

## Louisville

Through Games Of Jan. 18, 2020

Average RPI Win:	91	WON-LOST	WINNING	LAST 10	STRENGTH OF	OPP. STRENGTH	TEAM	ADJ.	CONF.	ADJ CONF.
Average RPI Loss:	36	RECORD	PCT. RANK	GAMES	SCHEDULE	OF SCHEDULE	RPI	RPI	RPI	RPI
DIV. I ONLY	17- 1	2	9-1	19	3	1	1	4	4	
DIV. I NON-CONF.	11- 1	13	3-1	11	8	1	1	3	3	
TOTALS	RPI 1-25	RPI 26-50	W-L RECORDS	RPI 51-100	RPI 101-150	RPI 150+				
17- 1	2- 0	5- 1	OVERALL	4- 0	2- 0	4- 0				
8- 0	0- 0	3- 0	HOME	3- 0	0- 0	2- 0				
6- 1	1- 0	1- 1	AWAY	1- 0	1- 0	2- 0				
3- 0	1- 0	1- 0	NEUTRAL	0- 0	1- 0	0- 0				
11- 1	2- 0	3- 1	NON-CONFERENCE	2- 0	1- 0	3- 0				
5- 0	0- 0	2- 0	HOME	1- 0	0- 0	2- 0				
3- 1	1- 0	0- 1	AWAY	1- 0	0- 0	1- 0				
3- 0	1- 0	1- 0	NEUTRAL	0- 0	1- 0	0- 0				
6- 0	0- 0	2- 0	CONFERENCE	2- 0	1- 0	1- 0				
3- 0	0- 0	1- 0	HOME	2- 0	0- 0	0- 0				
3- 0	0- 0	1- 0	AWAY	0- 0	1- 0	1- 0				
0- 0	0- 0	0- 0	NEUTRAL	0- 0	0- 0	0- 0				

RPI 1-25				Team's RPI: 1				RPI 26-50				RPI 51-100				RPI 101+			
RPI	S	Opponent	Score	RPI	S	Opponent	Score	RPI	S	Opponent	Score	RPI	S	Opponent	Score	RPI	S	Opponent	Score
7	N	Oregon	72 62	26	H	Central Mich.	76 63	59	H	Wake Forest	75 61	102	A	Boston College	81 70				
18	A	Kentucky	67 66	36	A	Ohio St.	60 67	64	A	UT Martin	71 63	112	N	UT Arlington	76 67				
				38	H	Western Ky.	75 56	91	H	Syracuse	62 58	182	A	Clemson	75 50				
				39	N	Oklahoma St.	69 48	97	H	Boise St.	98 82	201	H	Chattanooga	86 37				
				41	A	Miami (FL)	87 41					207	H	Murray St.	76 40				
				42	H	Duke	60 55					227	A	Northern Ky.	85 57				
LAST 10 Division I																			
				102	A	Boston College	81 70	91	H	Syracuse	62 58								
				59	H	Wake Forest	75 61	64	A	UT Martin	71 63								
				41	A	Miami (FL)	87 41	18	A	Kentucky	67 66								
				42	H	Duke	60 55	227	A	Northern Ky.	85 57								
				182	A	Clemson	75 50	36	A	Ohio St.	60 67								

Non-Div I Games:

Louisville

■ Loss, 
 ■ Non-Conf, 
 ■ S Site, 
 ■ H Home 
 ■ A Away 
 N Neutral

# South Carolina

Through Games Of Jan. 18, 2020

Average RPI Win:	106	WON-LOST	WINNING	LAST 10	STRENGTH OF	OPP. STRENGTH	TEAM	ADJ.	CONF.	ADJ CONF.
Average RPI Loss:	11	RECORD	PCT. RANK	GAMES	SCHEDULE	OF SCHEDULE	RPI	RPI	RPI	RPI
DIV. I ONLY	17- 1	2	10-0	13	5	2	2	5	5	
DIV. I NON-CONF.	12- 1	9	5-0	37	10	6	6	5	5	
TOTALS	RPI 1-25	RPI 26-50	W-L RECORDS	RPI 51-100	RPI 101-150	RPI 150+				
17- 1	4- 1	4- 0	OVERALL	4- 0	0- 0	5- 0				
8- 0	2- 0	3- 0	HOME	0- 0	0- 0	3- 0				
7- 0	1- 0	1- 0	AWAY	3- 0	0- 0	2- 0				
2- 1	1- 1	0- 0	NEUTRAL	1- 0	0- 0	0- 0				
12- 1	3- 1	3- 0	NON-CONFERENCE	2- 0	0- 0	4- 0				
6- 0	1- 0	2- 0	HOME	0- 0	0- 0	3- 0				
4- 0	1- 0	1- 0	AWAY	1- 0	0- 0	1- 0				
2- 1	1- 1	0- 0	NEUTRAL	1- 0	0- 0	0- 0				
5- 0	1- 0	1- 0	CONFERENCE	2- 0	0- 0	1- 0				
2- 0	1- 0	1- 0	HOME	0- 0	0- 0	0- 0				
3- 0	0- 0	0- 0	AWAY	2- 0	0- 0	1- 0				
0- 0	0- 0	0- 0	NEUTRAL	0- 0	0- 0	0- 0				

RPI	S	Opponent	Score	RPI	S	Opponent	Score	RPI	S	Opponent	Score	RPI	S	Opponent	Score
11	N	Indiana	57 71	42	H	Duke	89 46	53	A	Vanderbilt	93 57	158	A	Missouri	78 45
12	N	Baylor	74 59	45	H	Arkansas	91 82	62	N	Washington St.	68 53	182	A	Clemson	84 48
18	H	Kentucky	99 72	48	H	South Dakota	73 60	70	A	Alabama	93 78	273	H	Appalachian St.	92 50
20	A	Maryland	63 54	49	A	Temple	78 71	95	A	Dayton	75 49	313	H	Alabama St.	103 43
24	H	Purdue	85 49									332	H	USC Upstate	112 32
LAST 10 Division I															
158	A	Missouri	78 45	48	H	South Dakota	73 60								
53	A	Vanderbilt	93 57	42	H	Duke	89 46								
45	H	Arkansas	91 82	24	H	Purdue	85 49								
70	A	Alabama	93 78	49	A	Temple	78 71								
18	H	Kentucky	99 72	12	N	Baylor	74 59								

Non-Div I Games:

South Carolina

Loss, Non-Conf, S Site, H Home A Away N Neutral

Average RPI Win: <b>88</b>	WON-LOST	WINNING	LAST 10	STRENGTH OF	OPP. STRENGTH	TEAM	ADJ.	CONF.	ADJ CONF.
Average RPI Loss: <b>12</b>	RECORD	PCT. RANK	GAMES	SCHEDULE	OF SCHEDULE	RPI	RPI	RPI	RPI
DIV. I ONLY	15- 1	8	9-1	15	1	3	3	9	9
DIV. I NON-CONF.	9- 1	26	4-1	10	1	2	2	8	8
TOTALS	RPI 1-25	RPI 26-50	W-L RECORDS	RPI 51-100	RPI 101-150	RPI 150+			
15- 1	2- 1	3- 0	OVERALL	4- 0	4- 0	2- 0			
5- 1	0- 1	1- 0	HOME	0- 0	4- 0	0- 0			
9- 0	1- 0	2- 0	AWAY	4- 0	0- 0	2- 0			
1- 0	1- 0	0- 0	NEUTRAL	0- 0	0- 0	0- 0			
9- 1	2- 1	2- 0	NON-CONFERENCE	3- 0	2- 0	0- 0			
3- 1	0- 1	1- 0	HOME	0- 0	2- 0	0- 0			
5- 0	1- 0	1- 0	AWAY	3- 0	0- 0	0- 0			
1- 0	1- 0	0- 0	NEUTRAL	0- 0	0- 0	0- 0			
6- 0	0- 0	1- 0	CONFERENCE	1- 0	2- 0	2- 0			
2- 0	0- 0	0- 0	HOME	0- 0	2- 0	0- 0			
4- 0	0- 0	1- 0	AWAY	1- 0	0- 0	2- 0			
0- 0	0- 0	0- 0	NEUTRAL	0- 0	0- 0	0- 0			

RPI	S	Opponent	Score	RPI	S	Opponent	Score	RPI	S	Opponent	Score	RPI	S	Opponent	Score
12	H	Baylor	58 74	28	H	Virginia	83 44	53	A	Vanderbilt	64 51	101	H	California	72 61
14	A	DePaul	84 74	36	A	Ohio St.	73 62	56	A	Seton Hall	92 78	125	H	Notre Dame	81 57
23	N	Oklahoma	97 53	49	A	Temple	83 54	72	A	UCF	59 52	146	H	Houston	91 51
								95	A	Dayton	75 37	148	H	Wichita St.	83 55
												172	A	Memphis	68 56
												204	A	SMU	80 42
LAST 10 Division I															
				72	A	UCF	59 52	148	H	Wichita St.	83 55				
				172	A	Memphis	68 56	23	N	Oklahoma	97 53				
				146	H	Houston	91 51	14	A	DePaul	84 74				
				12	H	Baylor	58 74	125	H	Notre Dame	81 57				
				204	A	SMU	80 42	56	A	Seton Hall	92 78				

Non-Div I Games:

UConn

■ Loss, 
 ■ Non-Conf, S Site, 
 ■ Home 
 ■ Away 
 N Neutral

Average RPI Win:	114	WON-LOST	WINNING	LAST 10	STRENGTH OF	OPP. STRENGTH	TEAM	ADJ.	CONF.	ADJ CONF.
Average RPI Loss:	28	RECORD	PCT. RANK	GAMES	SCHEDULE	OF SCHEDULE	RPI	RPI	RPI	RPI
DIV. I ONLY	13- 3	32	8-2	7	59	4	4	7	7	
DIV. I NON-CONF.	9- 2	39	4-1	8	27	3	3	7	7	
TOTALS	RPI 1-25	RPI 26-50	W-L RECORDS	RPI 51-100	RPI 101-150	RPI 150+				
13- 3	1- 2	3- 0	OVERALL	2- 1	2- 0	5- 0				
7- 0	0- 0	2- 0	HOME	0- 0	1- 0	4- 0				
6- 3	1- 2	1- 0	AWAY	2- 1	1- 0	1- 0				
0- 0	0- 0	0- 0	NEUTRAL	0- 0	0- 0	0- 0				
9- 2	1- 2	1- 0	NON-CONFERENCE	2- 0	1- 0	4- 0				
5- 0	0- 0	0- 0	HOME	0- 0	1- 0	4- 0				
4- 2	1- 2	1- 0	AWAY	2- 0	0- 0	0- 0				
0- 0	0- 0	0- 0	NEUTRAL	0- 0	0- 0	0- 0				
4- 1	0- 0	2- 0	CONFERENCE	0- 1	1- 0	1- 0				
2- 0	0- 0	2- 0	HOME	0- 0	0- 0	0- 0				
2- 1	0- 0	0- 0	AWAY	0- 1	1- 0	1- 0				
0- 0	0- 0	0- 0	NEUTRAL	0- 0	0- 0	0- 0				

RPI 1-25				Team's RPI: 4		RPI 26-50				RPI 51-100				RPI 101+			
RPI	S	Opponent	Score	RPI	S	Opponent	Score	RPI	S	Opponent	Score	RPI	S	Opponent	Score		
5	A	Oregon St.	69 80	31	H	Drake	69 67	66	A	Minnesota	77 69	113	A	Loyola Chicago	74 72		
10	A	Gonzaga	52 64	46	H	UNI	80 66	68	A	Southern Ill.	68 70	148	H	Wichita St.	68 55		
23	A	Oklahoma	96 90	48	A	South Dakota	74 66	97	A	Boise St.	72 69	158	H	Missouri	79 72		
												165	H	Santa Clara	71 64		
												178	H	A&M-Corpus Christi	79 51		
												184	A	Valparaiso	81 68		
												228	H	UMKC	83 58		
LAST 10 Division I																	
				68	A	Southern Ill.	68 70	10	A	Gonzaga	52 64						
				46	H	UNI	80 66	158	H	Missouri	79 72						
				31	H	Drake	69 67	148	H	Wichita St.	68 55						
				184	A	Valparaiso	81 68	228	H	UMKC	83 58						
				113	A	Loyola Chicago	74 72	48	A	South Dakota	74 66						

Non-Div I Games: William Jewell 111 39

Missouri St.

Average RPI Win:	121	WON-LOST	WINNING	LAST 10	STRENGTH OF	OPP. STRENGTH	TEAM	ADJ.	CONF.	ADJ CONF.
Average RPI Loss:	32	RECORD	PCT. RANK	GAMES	SCHEDULE	OF SCHEDULE	RPI	RPI	RPI	RPI
DIV. I ONLY	16- 1	5	9-1	23	22	5	5	1	1	
DIV. I NON-CONF.	12- 0	1	5-0	62	20	5	5	1	1	
TOTALS	RPI 1-25	RPI 26-50	W-L RECORDS	RPI 51-100	RPI 101-150	RPI 150+				
16- 1	2- 0	3- 1	OVERALL	1- 0	5- 0	5- 0				
11- 0	2- 0	1- 0	HOME	0- 0	4- 0	4- 0				
2- 1	0- 0	2- 1	AWAY	0- 0	0- 0	0- 0				
3- 0	0- 0	0- 0	NEUTRAL	1- 0	1- 0	1- 0				
12- 0	2- 0	1- 0	NON-CONFERENCE	1- 0	3- 0	5- 0				
8- 0	2- 0	0- 0	HOME	0- 0	2- 0	4- 0				
1- 0	0- 0	1- 0	AWAY	0- 0	0- 0	0- 0				
3- 0	0- 0	0- 0	NEUTRAL	1- 0	1- 0	1- 0				
4- 1	0- 0	2- 1	CONFERENCE	0- 0	2- 0	0- 0				
3- 0	0- 0	1- 0	HOME	0- 0	2- 0	0- 0				
1- 1	0- 0	1- 1	AWAY	0- 0	0- 0	0- 0				
0- 0	0- 0	0- 0	NEUTRAL	0- 0	0- 0	0- 0				

RPI	S	Opponent	Score	RPI	S	Opponent	Score	RPI	S	Opponent	Score	RPI	S	Opponent	Score
4	H	Missouri St.	80 69	32	A	Arizona St.	47 55	65	N	BYU	65 34	101	H	California	81 44
14	H	DePaul	98 77	41	A	Miami (FL)	75 53					107	N	Liberty	68 55
				44	A	Arizona	63 61					110	H	Utah	77 48
				50	H	Colorado	72 60					111	H	Pacific	69 57
												140	H	CSU Bakersfield	69 50
												187	H	Hawaii	64 32
												195	H	Southern Utah	95 45
												209	N	Northern Ariz.	91 57
												265	H	UC Irvine	86 57
												286	H	Utah St.	75 46
LAST 10 Division I															
				101	H	California	81 44					140	H	CSU Bakersfield	69 50
				32	A	Arizona St.	47 55					65	N	BYU	65 34
				44	A	Arizona	63 61					209	N	Northern Ariz.	91 57
				50	H	Colorado	72 60					286	H	Utah St.	75 46
				110	H	Utah	77 48					187	H	Hawaii	64 32

Non-Div I Games:

Oregon St.

■ Loss, 
 ■ Non-Conf, S Site, 
 ■ Home 
 ■ Away 
 N Neutral

Average RPI Win:	111	WON-LOST	WINNING	LAST 10	STRENGTH OF	OPP. STRENGTH	TEAM	ADJ.	CONF.	ADJ CONF.
Average RPI Loss:	67	RECORD	PCT. RANK	GAMES	SCHEDULE	OF SCHEDULE	RPI	RPI	RPI	RPI
DIV. I ONLY	14- 3	24	9-1	9	48	6	6	2	2	
DIV. I NON-CONF.	9- 2	39	4-0	41	115	18	18	2	2	
TOTALS	RPI 1-25	RPI 26-50	W-L RECORDS	RPI 51-100	RPI 101-150	RPI 150+				
14- 3	4- 0	1- 1	OVERALL	2- 2	2- 0	5- 0				
9- 0	3- 0	1- 0	HOME	0- 0	1- 0	4- 0				
3- 2	1- 0	0- 1	AWAY	2- 1	0- 0	0- 0				
2- 1	0- 0	0- 0	NEUTRAL	0- 1	1- 0	1- 0				
9- 2	1- 0	1- 1	NON-CONFERENCE	1- 1	1- 0	5- 0				
6- 0	1- 0	1- 0	HOME	0- 0	0- 0	4- 0				
1- 1	0- 0	0- 1	AWAY	1- 0	0- 0	0- 0				
2- 1	0- 0	0- 0	NEUTRAL	0- 1	1- 0	1- 0				
5- 1	3- 0	0- 0	CONFERENCE	1- 1	1- 0	0- 0				
3- 0	2- 0	0- 0	HOME	0- 0	1- 0	0- 0				
2- 1	1- 0	0- 0	AWAY	1- 1	0- 0	0- 0				
0- 0	0- 0	0- 0	NEUTRAL	0- 0	0- 0	0- 0				

RPI	S	Opponent	Score
11	H	Indiana	91 85
13	A	Northwestern	77 51
20	H	Maryland	66 61
21	H	Princeton	77 75

RPI	S	Opponent	Score
31	H	Drake	79 67
46	A	UNI	66 88

RPI	S	Opponent	Score
58	A	Nebraska	69 78
66	A	Minnesota	76 75
87	A	Iowa St.	75 69
96	N	Washington	63 70

RPI	S	Opponent	Score
123	N	Cincinnati	69 61
129	H	Illinois	108 72
171	H	North Ala.	86 81
182	H	Clemson	74 60
186	N	Towson	100 72
191	H	Fla. Atlantic	85 53
323	H	N.C. Central	102 50

## LAST 10 Division I

66	A	Minnesota	76 75	58	A	Nebraska	69 78
11	H	Indiana	91 85	31	H	Drake	79 67
20	H	Maryland	66 61	323	H	N.C. Central	102 50
13	A	Northwestern	77 51	87	A	Iowa St.	75 69
129	H	Illinois	108 72	182	H	Clemson	74 60

Non-Div I Games:

Iowa

■ Loss, 
 ■ Non-Conf, S Site, 
 ■ Home 
 ■ Away 
 N Neutral

## Oregon

Through Games Of Jan. 18, 2020

Average RPI Win:	126	WON-LOST	WINNING	LAST 10	STRENGTH OF	OPP. STRENGTH	TEAM	ADJ.	CONF.	ADJ CONF.
Average RPI Loss:	17	RECORD	PCT. RANK	GAMES	SCHEDULE	OF SCHEDULE	RPI	RPI	RPI	RPI
DIV. I ONLY	14- 2	19	8-2	11	45	7	7	1	1	
DIV. I NON-CONF.	10- 1	19	4-1	75	55	15	15	1	1	
TOTALS	RPI 1-25	RPI 26-50	W-L RECORDS	RPI 51-100	RPI 101-150	RPI 150+				
14- 2	1- 1	3- 1	OVERALL	3- 0	2- 0	5- 0				
9- 0	1- 0	1- 0	HOME	2- 0	1- 0	4- 0				
3- 1	0- 0	1- 1	AWAY	1- 0	0- 0	1- 0				
2- 1	0- 1	1- 0	NEUTRAL	0- 0	1- 0	0- 0				
10- 1	0- 1	1- 0	NON-CONFERENCE	3- 0	1- 0	5- 0				
6- 0	0- 0	0- 0	HOME	2- 0	0- 0	4- 0				
2- 0	0- 0	0- 0	AWAY	1- 0	0- 0	1- 0				
2- 1	0- 1	1- 0	NEUTRAL	0- 0	1- 0	0- 0				
4- 1	1- 0	2- 1	CONFERENCE	0- 0	1- 0	0- 0				
3- 0	1- 0	1- 0	HOME	0- 0	1- 0	0- 0				
1- 1	0- 0	1- 1	AWAY	0- 0	0- 0	0- 0				
0- 0	0- 0	0- 0	NEUTRAL	0- 0	0- 0	0- 0				

RPI 1-25				Team's RPI: 7				RPI 26-50				RPI 51-100				RPI 101+			
RPI	S	Opponent	Score					RPI	S	Opponent	Score					RPI	S	Opponent	Score
1	N	Louisville	62	72				32	A	Arizona St.	66	72				82	H	South Dakota St.	95 56
9	H	Stanford	87	55				39	N	Oklahoma St.	89	72				91	A	Syracuse	81 64
								44	A	Arizona	71	64				92	H	Texas Southern	99 63
								50	H	Colorado	104	46							
LAST 10 Division I																			
								9	H	Stanford	87	55				167	H	Kansas St.	89 51
								44	A	Arizona	71	64				236	H	UC Riverside	84 41
								32	A	Arizona St.	66	72				282	A	Long Beach St.	81 45
								110	H	Utah	88	51				82	H	South Dakota St.	95 56
								50	H	Colorado	104	46				1	N	Louisville	62 72

Non-Div I Games: Corban 125 42

Oregon

Loss, 
Non-Conf, S Site, 
H Home
A Away 
N Neutral

Average RPI Win:	121	WON-LOST	WINNING	LAST 10	STRENGTH OF	OPP. STRENGTH	TEAM	ADJ.	CONF.	ADJ CONF.
Average RPI Loss:	77	RECORD	PCT. RANK	GAMES	SCHEDULE	OF SCHEDULE	RPI	RPI	RPI	RPI
DIV. I ONLY	16- 1	5	9-1	45	26	8	8	1	1	
DIV. I NON-CONF.	11- 0	1	4-0	114	34	12	12	1	1	
TOTALS	RPI 1-25	RPI 26-50	W-L RECORDS	RPI 51-100	RPI 101-150	RPI 150+				
16- 1	1- 0	5- 0	OVERALL	3- 1	2- 0	5- 0				
9- 0	0- 0	3- 0	HOME	1- 0	1- 0	4- 0				
6- 1	1- 0	2- 0	AWAY	1- 1	1- 0	1- 0				
1- 0	0- 0	0- 0	NEUTRAL	1- 0	0- 0	0- 0				
11- 0	1- 0	2- 0	NON-CONFERENCE	2- 0	1- 0	5- 0				
6- 0	0- 0	1- 0	HOME	0- 0	1- 0	4- 0				
4- 0	1- 0	1- 0	AWAY	1- 0	0- 0	1- 0				
1- 0	0- 0	0- 0	NEUTRAL	1- 0	0- 0	0- 0				
5- 1	0- 0	3- 0	CONFERENCE	1- 1	1- 0	0- 0				
3- 0	0- 0	2- 0	HOME	1- 0	0- 0	0- 0				
2- 1	0- 0	1- 0	AWAY	0- 1	1- 0	0- 0				
0- 0	0- 0	0- 0	NEUTRAL	0- 0	0- 0	0- 0				

RPI 1-25				RPI 26-50				RPI 51-100				RPI 101+			
RPI	S	Opponent	Score	RPI	S	Opponent	Score	RPI	S	Opponent	Score	RPI	S	Opponent	Score
11	A	Indiana	68 58	28	A	Virginia	73 62	72	N	UCF	61 56	110	A	Utah	84 54
				32	H	Arizona St.	68 66	74	A	Georgia	59 50	111	H	Pacific	68 57
				44	H	Arizona	70 58	77	A	Southern California	68 70	200	H	Northern Colo.	92 58
				47	H	Yale	100 65	77	H	Southern California	83 59	248	A	CSUN	58 44
				50	A	Colorado	65 62					254	H	LMU (CA)	74 52
												282	H	Long Beach St.	86 51
												299	H	Weber St.	85 45
LAST 10 Division I															
				77	A	Southern California	68 70	77	H	Southern California	83 59				
				50	A	Colorado	65 62	11	A	Indiana	68 58				
				110	A	Utah	84 54	74	A	Georgia	59 50				
				44	H	Arizona	70 58	111	H	Pacific	68 57				
				32	H	Arizona St.	68 66	248	A	CSUN	58 44				

Non-Div I Games:

UCLA

■ Loss, 
 ■ Non-Conf, S Site, 
 ■ Home 
 ■ Away 
 N Neutral



Stanford

Through Games Of Jan. 18, 2020

Average RPI Win:	127	WON-LOST	WINNING	LAST 10	STRENGTH OF	OPP. STRENGTH	TEAM	ADJ.	CONF.	ADJ CONF.
Average RPI Loss:	34	RECORD	PCT. RANK	GAMES	SCHEDULE	OF SCHEDULE	RPI	RPI	RPI	RPI
DIV. I ONLY	15- 2	13	8-2	26	18	9	9	1	1	
DIV. I NON-CONF.	11- 1	13	4-1	44	44	7	7	1	1	
TOTALS	RPI 1-25	RPI 26-50	W-L RECORDS	RPI 51-100	RPI 101-150	RPI 150+				
15- 2	2- 1	1- 0	OVERALL	5- 1	2- 0	5- 0				
10- 0	1- 0	1- 0	HOME	4- 0	1- 0	3- 0				
2- 2	0- 1	0- 0	AWAY	0- 1	1- 0	1- 0				
3- 0	1- 0	0- 0	NEUTRAL	1- 0	0- 0	1- 0				
11- 1	2- 0	1- 0	NON-CONFERENCE	3- 1	0- 0	5- 0				
7- 0	1- 0	1- 0	HOME	2- 0	0- 0	3- 0				
1- 1	0- 0	0- 0	AWAY	0- 1	0- 0	1- 0				
3- 0	1- 0	0- 0	NEUTRAL	1- 0	0- 0	1- 0				
4- 1	0- 1	0- 0	CONFERENCE	2- 0	2- 0	0- 0				
3- 0	0- 0	0- 0	HOME	2- 0	1- 0	0- 0				
1- 1	0- 1	0- 0	AWAY	0- 0	1- 0	0- 0				
0- 0	0- 0	0- 0	NEUTRAL	0- 0	0- 0	0- 0				

RPI 1-25				RPI 26-50				RPI 51-100				RPI 101+			
RPI	S	Opponent	Score	RPI	S	Opponent	Score	RPI	S	Opponent	Score	RPI	S	Opponent	Score
7	A	Oregon	55 87	36	H	Ohio St.	71 52	61	A	Texas	64 69	101	A	California	79 65
10	H	Gonzaga	76 70					62	H	Washington St.	77 58	101	H	California	73 40
15	N	Mississippi St.	67 62					73	H	Tennessee	78 51	200	H	Northern Colo.	90 36
								78	H	Buffalo	88 69	224	H	UC Davis	67 55
								91	N	Syracuse	77 59	230	A	San Francisco	97 71
								96	H	Washington	77 56	289	H	Eastern Wash.	92 27
												302	N	California Baptist	83 78
LAST 10 Division I															
7	A	Oregon	55 87	224	H	UC Davis	67 55								
101	A	California	79 65	61	A	Texas	64 69								
101	H	California	73 40	73	H	Tennessee	78 51								
96	H	Washington	77 56	36	H	Ohio St.	71 52								
62	H	Washington St.	77 58	15	N	Mississippi St.	67 62								

Non-Div I Games:

Stanford

Loss, Non-Conf, S Site, H Home A Away N Neutral

## Gonzaga

Through Games Of Jan. 18, 2020

Average RPI Win:	121	WON-LOST	WINNING	LAST 10	STRENGTH OF	OPP. STRENGTH	TEAM	ADJ.	CONF.	ADJ CONF.
Average RPI Loss:	9	RECORD	PCT. RANK	GAMES	SCHEDULE	OF SCHEDULE	RPI	RPI	RPI	RPI
DIV. I ONLY	18- 1	1	10-0	55	19	10	10	11	11	
DIV. I NON-CONF.	11- 1	13	3-0	28	6	4	4	11	11	
TOTALS	RPI 1-25	RPI 26-50	W-L RECORDS	RPI 51-100	RPI 101-150	RPI 150+				
18- 1	2- 1	0- 0	OVERALL	6- 0	4- 0	6- 0				
8- 0	1- 0	0- 0	HOME	2- 0	3- 0	2- 0				
7- 1	0- 1	0- 0	AWAY	2- 0	1- 0	4- 0				
3- 0	1- 0	0- 0	NEUTRAL	2- 0	0- 0	0- 0				
11- 1	2- 1	0- 0	NON-CONFERENCE	5- 0	2- 0	2- 0				
5- 0	1- 0	0- 0	HOME	2- 0	1- 0	1- 0				
3- 1	0- 1	0- 0	AWAY	1- 0	1- 0	1- 0				
3- 0	1- 0	0- 0	NEUTRAL	2- 0	0- 0	0- 0				
7- 0	0- 0	0- 0	CONFERENCE	1- 0	2- 0	4- 0				
3- 0	0- 0	0- 0	HOME	0- 0	2- 0	1- 0				
4- 0	0- 0	0- 0	AWAY	1- 0	0- 0	3- 0				
0- 0	0- 0	0- 0	NEUTRAL	0- 0	0- 0	0- 0				

RPI	S	Opponent	Score
4	H	Missouri St.	64 52
9	A	Stanford	70 76
24	N	Purdue	63 50

RPI	S	Opponent	Score
-----	---	----------	-------

RPI	S	Opponent	Score
51	N	Middle Tenn.	62 50
62	A	Washington St.	76 53
64	H	UT Martin	78 55
65	A	BYU	55 43
92	H	Texas Southern	80 45
95	N	Dayton	76 65

RPI	S	Opponent	Score
111	H	Pacific	68 67
115	A	Montana St.	70 55
127	H	Portland	62 57
140	H	CSU Bakersfield	92 48
153	A	San Diego	57 42
165	A	Santa Clara	67 52
169	H	Saint Mary's (CA)	74 49
220	A	Wyoming	65 54
230	A	San Francisco	69 46
289	H	Eastern Wash.	84 44

## LAST 10 Division I

230	A	San Francisco	69 46	65	A	BYU	55 43
165	A	Santa Clara	67 52	127	H	Portland	62 57
111	H	Pacific	68 67	4	H	Missouri St.	64 52
169	H	Saint Mary's (CA)	74 49	220	A	Wyoming	65 54
153	A	San Diego	57 42	92	H	Texas Southern	80 45

Non-Div I Games:

Gonzaga

■ Loss, 
 ■ Non-Conf, S Site, 
 ■ Home 
 ■ Away 
 N Neutral

## Indiana

Through Games Of Jan. 18, 2020

Average RPI Win:	111	WON-LOST	WINNING	LAST 10	STRENGTH OF	OPP. STRENGTH	TEAM	ADJ.	CONF.	ADJ CONF.
Average RPI Loss:	10	RECORD	PCT. RANK	GAMES	SCHEDULE	OF SCHEDULE	RPI	RPI	RPI	RPI
DIV. I ONLY	14- 4	40	7-3	4	14	11	11	2	2	
DIV. I NON-CONF.	10- 2	30	3-1	12	22	9	9	2	2	
TOTALS	RPI 1-25	RPI 26-50	W-L RECORDS	RPI 51-100	RPI 101-150	RPI 150+				
14- 4	3- 4	1- 0	OVERALL	3- 0	3- 0	4- 0				
8- 2	1- 2	0- 0	HOME	2- 0	1- 0	4- 0				
4- 1	1- 1	1- 0	AWAY	0- 0	2- 0	0- 0				
2- 1	1- 1	0- 0	NEUTRAL	1- 0	0- 0	0- 0				
10- 2	1- 2	1- 0	NON-CONFERENCE	2- 0	2- 0	4- 0				
5- 1	0- 1	0- 0	HOME	1- 0	0- 0	4- 0				
3- 0	0- 0	1- 0	AWAY	0- 0	2- 0	0- 0				
2- 1	1- 1	0- 0	NEUTRAL	1- 0	0- 0	0- 0				
4- 2	2- 2	0- 0	CONFERENCE	1- 0	1- 0	0- 0				
3- 1	1- 1	0- 0	HOME	1- 0	1- 0	0- 0				
1- 1	1- 1	0- 0	AWAY	0- 0	0- 0	0- 0				
0- 0	0- 0	0- 0	NEUTRAL	0- 0	0- 0	0- 0				

RPI	S	Opponent	Score	RPI	S	Opponent	Score	RPI	S	Opponent	Score	RPI	S	Opponent	Score
2	N	South Carolina	71 57	41	A	Miami (FL)	58 45	62	N	Washington St.	78 44	117	A	Butler	64 53
6	A	Iowa	85 91					89	H	North Florida	72 45	129	H	Illinois	83 42
8	H	UCLA	58 68					98	H	Michigan St.	79 67	136	A	Florida	73 49
12	N	Baylor	62 77									155	H	Jackson St.	91 51
13	H	Northwestern	69 71									161	H	Youngstown St.	93 56
24	H	Purdue	66 48									213	H	Mt. St. Mary's	75 52
25	A	Rutgers	66 56									304	H	Nicholls St.	111 47
LAST 10 Division I															
13	H	Northwestern	69 71	98	H	Michigan St.	79 67								
6	A	Iowa	85 91	8	H	UCLA	58 68								
24	H	Purdue	66 48	161	H	Youngstown St.	93 56								
129	H	Illinois	83 42	117	A	Butler	64 53								
25	A	Rutgers	66 56	89	H	North Florida	72 45								

Non-Div I Games:

Indiana

■ Loss, 
■ Non-Conf, S Site, 
■ Home 
■ Away 
N Neutral

Average RPI Win:	134	WON-LOST	WINNING	LAST 10	STRENGTH OF	OPP. STRENGTH	TEAM	ADJ.	CONF.	ADJ CONF.
Average RPI Loss:	2	RECORD	PCT. RANK	GAMES	SCHEDULE	OF SCHEDULE	RPI	RPI	RPI	RPI
DIV. I ONLY	15- 1	8	9-1	50	9	12	12	3	3	
DIV. I NON-CONF.	11- 1	13	5-1	137	16	24	24	4	4	
TOTALS	RPI 1-25	RPI 26-50	W-L RECORDS	RPI 51-100	RPI 101-150	RPI 150+				
15- 1	3- 1	2- 0	OVERALL	4- 0	0- 0	6- 0				
10- 0	0- 0	2- 0	HOME	2- 0	0- 0	6- 0				
3- 0	2- 0	0- 0	AWAY	1- 0	0- 0	0- 0				
2- 1	1- 1	0- 0	NEUTRAL	1- 0	0- 0	0- 0				
11- 1	2- 1	0- 0	NON-CONFERENCE	3- 0	0- 0	6- 0				
8- 0	0- 0	0- 0	HOME	2- 0	0- 0	6- 0				
1- 0	1- 0	0- 0	AWAY	0- 0	0- 0	0- 0				
2- 1	1- 1	0- 0	NEUTRAL	1- 0	0- 0	0- 0				
4- 0	1- 0	2- 0	CONFERENCE	1- 0	0- 0	0- 0				
2- 0	0- 0	2- 0	HOME	0- 0	0- 0	0- 0				
2- 0	1- 0	0- 0	AWAY	1- 0	0- 0	0- 0				
0- 0	0- 0	0- 0	NEUTRAL	0- 0	0- 0	0- 0				

RPI 1-25				Team's RPI: 12		RPI 26-50				RPI 51-100				RPI 101+			
RPI	S	Opponent	Score	RPI	S	Opponent	Score	RPI	S	Opponent	Score	RPI	S	Opponent	Score		
2	N	South Carolina	59 74	29	H	West Virginia	91 51	62	N	Washington St.	89 66	193	H	Lamar University	90 28		
3	A	UConn	74 58	39	H	Oklahoma St.	94 48	67	A	Kansas	90 47	235	H	Arkansas St.	111 43		
11	N	Indiana	77 62					74	H	Georgia	72 38	266	H	Morehead St.	94 47		
23	A	Oklahoma	77 56					80	H	South Fla.	58 46	284	H	New Hampshire	97 29		
												300	H	Houston Baptist	112 42		
												340	H	Grambling	120 46		
EAST 10 Division I																	
				29	H	West Virginia	91 51	266	H	Morehead St.	94 47						
				67	A	Kansas	90 47	235	H	Arkansas St.	111 43						
				39	H	Oklahoma St.	94 48	74	H	Georgia	72 38						
				3	A	UConn	74 58	2	N	South Carolina	59 74						
				23	A	Oklahoma	77 56	11	N	Indiana	77 62						

## Northwestern

Through Games Of Jan. 18, 2020

Average RPI Win:	115	WON-LOST	WINNING	LAST 10	STRENGTH OF	OPP. STRENGTH	TEAM	ADJ.	CONF.	ADJ CONF.
Average RPI Loss:	10	RECORD	PCT. RANK	GAMES	SCHEDULE	OF SCHEDULE	RPI	RPI	RPI	RPI
DIV. I ONLY	15- 2	13	9-1	24	6	13	13	2	2	
DIV. I NON-CONF.	10- 1	19	4-0	98	29	25	25	2	2	
TOTALS	RPI 1-25	RPI 26-50	W-L RECORDS	RPI 51-100	RPI 101-150	RPI 150+				
15- 2	3- 2	2- 0	OVERALL	2- 0	3- 0	5- 0				
8- 2	2- 2	0- 0	HOME	1- 0	2- 0	3- 0				
5- 0	1- 0	2- 0	AWAY	1- 0	1- 0	0- 0				
2- 0	0- 0	0- 0	NEUTRAL	0- 0	0- 0	2- 0				
10- 1	0- 1	2- 0	NON-CONFERENCE	1- 0	2- 0	5- 0				
6- 1	0- 1	0- 0	HOME	1- 0	2- 0	3- 0				
2- 0	0- 0	2- 0	AWAY	0- 0	0- 0	0- 0				
2- 0	0- 0	0- 0	NEUTRAL	0- 0	0- 0	2- 0				
5- 1	3- 1	0- 0	CONFERENCE	1- 0	1- 0	0- 0				
2- 1	2- 1	0- 0	HOME	0- 0	0- 0	0- 0				
3- 0	1- 0	0- 0	AWAY	1- 0	1- 0	0- 0				
0- 0	0- 0	0- 0	NEUTRAL	0- 0	0- 0	0- 0				

RPI	S	Opponent	Score	RPI	S	Opponent	Score	RPI	S	Opponent	Score	RPI	S	Opponent	Score
6	H	Iowa	51 77	37	A	Marquette	64 56	66	A	Minnesota	56 54	102	H	Boston College	66 63
11	A	Indiana	71 69	42	A	Duke	63 42	88	H	Colgate	73 44	112	H	UT Arlington	74 47
14	H	DePaul	68 70									129	A	Illinois	77 50
20	H	Maryland	81 58									157	H	Dartmouth	79 37
24	H	Purdue	61 56									184	H	Valparaiso	69 48
												219	N	Xavier	79 59
												258	N	East Carolina	64 45
												283	H	Loyola Maryland	67 46
LAST 10 Division I															
11	A	Indiana	71 69	129	A	Illinois	77 50								
24	H	Purdue	61 56	219	N	Xavier	79 59								
66	A	Minnesota	56 54	258	N	East Carolina	64 45								
6	H	Iowa	51 77	112	H	UT Arlington	74 47								
20	H	Maryland	81 58	157	H	Dartmouth	79 37								

Non-Div I Games:

Northwestern

■ Loss, 
 ■ Non-Conf, S Site, 
 ■ Home 
 ■ Away 
 N Neutral

Average RPI Win:	129	WON-LOST	WINNING	LAST 10	STRENGTH OF	OPP. STRENGTH	TEAM	ADJ.	CONF.	ADJ CONF.
Average RPI Loss:	4	RECORD	PCT. RANK	GAMES	SCHEDULE	OF SCHEDULE	RPI	RPI	RPI	RPI
DIV. I ONLY	16- 2	11	9-1	44	12	14	14	6	6	
DIV. I NON-CONF.	10- 2	30	3-1	46	26	14	14	6	6	
TOTALS	RPI 1-25	RPI 26-50	W-L RECORDS	RPI 51-100	RPI 101-150	RPI 150+				
16- 2	2- 2	2- 0	OVERALL	3- 0	3- 0	6- 0				
9- 1	0- 1	2- 0	HOME	3- 0	0- 0	4- 0				
7- 1	2- 1	0- 0	AWAY	0- 0	3- 0	2- 0				
0- 0	0- 0	0- 0	NEUTRAL	0- 0	0- 0	0- 0				
10- 2	1- 2	1- 0	NON-CONFERENCE	1- 0	2- 0	5- 0				
6- 1	0- 1	1- 0	HOME	1- 0	0- 0	4- 0				
4- 1	1- 1	0- 0	AWAY	0- 0	2- 0	1- 0				
0- 0	0- 0	0- 0	NEUTRAL	0- 0	0- 0	0- 0				
6- 0	1- 0	1- 0	CONFERENCE	2- 0	1- 0	1- 0				
3- 0	0- 0	1- 0	HOME	2- 0	0- 0	0- 0				
3- 0	1- 0	0- 0	AWAY	0- 0	1- 0	1- 0				
0- 0	0- 0	0- 0	NEUTRAL	0- 0	0- 0	0- 0				

RPI	S	Opponent	Score	RPI	S	Opponent	Score	RPI	S	Opponent	Score	RPI	S	Opponent	Score
3	H	UConn	74 84	37	H	Marquette	89 71	52	H	St. John's (NY)	74 69	109	A	Providence	80 67
5	A	Oregon St.	77 98	41	H	Miami (FL)	89 83	56	H	Seton Hall	85 68	113	A	Loyola Chicago	83 76
13	A	Northwestern	70 68					84	H	Drexel	81 57	125	A	Notre Dame	105 94
22	A	Creighton	74 71									176	A	Green Bay	76 65
												189	H	Miami (OH)	98 79
												219	A	Xavier	91 68
												235	H	Arkansas St.	109 64
												280	H	Milwaukee	94 65
												313	H	Alabama St.	105 76
LAST 10 Division I															
219	A	Xavier	91 68	37	H	Marquette	89 71	113	A	Loyola Chicago	83 76	3	H	UConn	74 84
52	H	St. John's (NY)	74 69					313	H	Alabama St.	105 76	125	A	Notre Dame	105 94
56	H	Seton Hall	85 68												
22	A	Creighton	74 71												
109	A	Providence	80 67												

Non-Div I Games:

DePaul

■ Loss, 
■ Non-Conf, S Site, 
■ Home 
■ Away 
N Neutral

Average RPI Win: 122		WON-LOST	WINNING	LAST 10	STRENGTH OF	OPP. STRENGTH	TEAM	ADJ.	CONF.	ADJ CONF.
Average RPI Loss: 19		RECORD	PCT. RANK	GAMES	SCHEDULE	OF SCHEDULE	RPI	RPI	RPI	RPI
DIV. I ONLY		16- 2	11	8-2	36	16	15	15	5	5
DIV. I NON-CONF.		12- 2	29	4-2	33	25	13	13	5	5
TOTALS	RPI 1-25	RPI 26-50		W-L RECORDS		RPI 51-100	RPI 101-150	RPI 150+		
16- 2	0- 1	3- 1		OVERALL		4- 0	2- 0	7- 0		
7- 1	0- 0	1- 1		HOME		2- 0	1- 0	3- 0		
5- 0	0- 0	1- 0		AWAY		1- 0	1- 0	2- 0		
4- 1	0- 1	1- 0		NEUTRAL		1- 0	0- 0	2- 0		
12- 2	0- 1	2- 1		NON-CONFERENCE		3- 0	1- 0	6- 0		
5- 1	0- 0	0- 1		HOME		2- 0	0- 0	3- 0		
3- 0	0- 0	1- 0		AWAY		0- 0	1- 0	1- 0		
4- 1	0- 1	1- 0		NEUTRAL		1- 0	0- 0	2- 0		
4- 0	0- 0	1- 0		CONFERENCE		1- 0	1- 0	1- 0		
2- 0	0- 0	1- 0		HOME		0- 0	1- 0	0- 0		
2- 0	0- 0	0- 0		AWAY		1- 0	0- 0	1- 0		
0- 0	0- 0	0- 0		NEUTRAL		0- 0	0- 0	0- 0		

RPI 1-25				Team's RPI: 15		RPI 26-50				RPI 51-100				RPI 101+			
RPI	S	Opponent	Score	RPI	S	Opponent	Score	RPI	S	Opponent	Score	RPI	S	Opponent	Score		
9	N	Stanford	62 67	28	N	Virginia	72 59	64	H	UT Martin	82 46	124	A	Louisiana	64 48		
				29	H	West Virginia	65 71	69	H	Troy	122 82	136	H	Florida	93 47		
				33	H	LSU	64 60	74	A	Georgia	73 66	155	A	Jackson St.	92 53		
				37	A	Marquette	74 68	80	N	South Fla.	86 61	158	A	Missouri	79 64		
												176	N	Green Bay	83 58		
												177	H	Southern Miss.	91 58		
												203	H	Little Rock	89 50		
												207	H	Murray St.	124 43		
												230	N	San Francisco	73 38		
LAST 10 Division I																	
				33	H	LSU	64 60	28	N	Virginia	72 59						
				158	A	Missouri	79 64	80	N	South Fla.	86 61						
				74	A	Georgia	73 66	124	A	Louisiana	64 48						
				136	H	Florida	93 47	29	H	West Virginia	65 71						
				203	H	Little Rock	89 50	9	N	Stanford	62 67						

Non-Div I Games:

Mississippi St.

■ Loss, ■ Non-Conf, S Site, H Home A Away N Neutral

N  
C  
S  
t  
a  
t  
e

NC State				Through Games Of Jan. 18, 2020							
Average RPI Win:	130	WON-LOST	WINNING	LAST 10	STRENGTH OF	OPP. STRENGTH	TEAM	ADJ.	CONF.	ADJ CONF.	
Average RPI Loss:	63	RECORD	PCT. RANK	GAMES	SCHEDULE	OF SCHEDULE	RPI	RPI	RPI	RPI	
DIV. I ONLY		16- 1	5	9-1	96	15	16	16	4	4	
DIV. I NON-CONF.		11- 0	1	4-0	182	40	17	17	3	3	
<hr/>											
TOTALS		RPI 1-25		RPI 26-50		W-L RECORDS		RPI 51-100		RPI 101-150	RPI 150+
16- 1		2- 0		2- 0		OVERALL		1- 1		4- 0	7- 0
10- 0		2- 0		2- 0		HOME		0- 0		2- 0	4- 0
4- 1		0- 0		0- 0		AWAY		0- 1		2- 0	2- 0
2- 0		0- 0		0- 0		NEUTRAL		1- 0		0- 0	1- 0
11- 0		1- 0		0- 0		NON-CONFERENCE		1- 0		2- 0	7- 0
7- 0		1- 0		0- 0		HOME		0- 0		2- 0	4- 0
2- 0		0- 0		0- 0		AWAY		0- 0		0- 0	2- 0
2- 0		0- 0		0- 0		NEUTRAL		1- 0		0- 0	1- 0
5- 1		1- 0		2- 0		CONFERENCE		0- 1		2- 0	0- 0
3- 0		1- 0		2- 0		HOME		0- 0		0- 0	0- 0
2- 1		0- 0		0- 0		AWAY		0- 1		2- 0	0- 0
0- 0		0- 0		0- 0		NEUTRAL		0- 0		0- 0	0- 0
<hr/>											
RPI 1-25		Team's RPI: 16		RPI 26-50			RPI 51-100			RPI 101+	
RPI	S	Opponent	Score	RPI	S	Opponent	Score	RPI	S	Opponent	Score
19	H	Florida St.	68 51	28	H	Virginia	80 60	61	N	Texas	84 73
20	H	Maryland	66 59	35	H	Virginia Tech	76 69	63	A	North Carolina	60 66
								102 A Boston College 72 54			
								103 H N.C. A&T 80 44			
								108 H Elon 62 49			
								125 A Notre Dame 90 56			
								169 A Saint Mary's (CA) 87 70			
								187 A Hawaii 68 59			
								193 H Lamar University 81 40			
								201 H Chattanooga 74 38			
								223 H UNCW 80 40			
								249 N North Texas 76 65			
								252 H Maine 62 34			
<hr/>											
LAST 10 Division I											
19 H Florida St. 68 51				102 A Boston College 72 54							
125 A Notre Dame 90 56				201 H Chattanooga 74 38							
63 A North Carolina 60 66				108 H Elon 62 49							
28 H Virginia 80 60				20 H Maryland 66 59							
35 H Virginia Tech 76 69				249 N North Texas 76 65							

N  
C  
S  
t  
a  
t  
e

Non-Div I Games:

NC State



Average RPI Win:	129	WON-LOST	WINNING	LAST 10	STRENGTH OF	OPP. STRENGTH	TEAM	ADJ.	CONF.	ADJ CONF.
Average RPI Loss:	23	RECORD	PCT. RANK	GAMES	SCHEDULE	OF SCHEDULE	RPI	RPI	RPI	RPI
DIV. I ONLY	14- 3	24	8-2	16	28	17	17	5	5	
DIV. I NON-CONF.	12- 1	9	6-0	49	15	8	8	5	5	
TOTALS	RPI 1-25	RPI 26-50	W-L RECORDS	RPI 51-100	RPI 101-150	RPI 150+				
14- 3	0- 2	5- 1	OVERALL	1- 0	3- 0	5- 0				
9- 1	0- 0	3- 1	HOME	0- 0	1- 0	5- 0				
3- 1	0- 1	1- 0	AWAY	1- 0	1- 0	0- 0				
2- 1	0- 1	1- 0	NEUTRAL	0- 0	1- 0	0- 0				
12- 1	0- 1	4- 0	NON-CONFERENCE	1- 0	3- 0	4- 0				
8- 0	0- 0	3- 0	HOME	0- 0	1- 0	4- 0				
2- 0	0- 0	0- 0	AWAY	1- 0	1- 0	0- 0				
2- 1	0- 1	1- 0	NEUTRAL	0- 0	1- 0	0- 0				
2- 2	0- 1	1- 1	CONFERENCE	0- 0	0- 0	1- 0				
1- 1	0- 0	0- 1	HOME	0- 0	0- 0	1- 0				
1- 1	0- 1	1- 0	AWAY	0- 0	0- 0	0- 0				
0- 0	0- 0	0- 0	NEUTRAL	0- 0	0- 0	0- 0				

RPI 1-25				RPI 26-50				RPI 51-100				RPI 101+			
RPI	S	Opponent	Score	RPI	S	Opponent	Score	RPI	S	Opponent	Score	RPI	S	Opponent	Score
18	A	Kentucky	54 76	27	N	Georgia Tech	60 48	77	A	Southern California	74 64	115	N	Montana St.	78 67
19	N	Florida St.	58 80	30	H	TCU	70 68					122	A	Rice	62 61
				33	H	LSU	54 57					146	H	Houston	72 43
				39	H	Oklahoma St.	74 62					178	H	A&M-Corpus Christi	85 48
				42	H	Duke	79 58					203	H	Little Rock	78 35
				45	A	Arkansas	84 77					221	H	Central Ark.	76 46
												260	H	Ole Miss	79 35
												298	H	Prairie View	80 38
LAST 10 Division I															
18	A	Kentucky	54 76	115	N	Montana St.	78 67								
33	H	LSU	54 57	27	N	Georgia Tech	60 48								
260	H	Ole Miss	79 35	146	H	Houston	72 43								
45	A	Arkansas	84 77	30	H	TCU	70 68								
178	H	A&M-Corpus Christi	85 48	39	H	Oklahoma St.	74 62								

Non-Div I Games:

Texas A&amp;M

■ Loss, 
 ■ Non-Conf, S Site, 
 ■ Home 
 ■ Away 
 N Neutral

## Kentucky

Through Games Of Jan. 18, 2020

Average RPI Win:	143	WON-LOST	WINNING	LAST 10	STRENGTH OF	OPP. STRENGTH	TEAM	ADJ.	CONF.	ADJ CONF.
Average RPI Loss:	2	RECORD	PCT. RANK	GAMES	SCHEDULE	OF SCHEDULE	RPI	RPI	RPI	RPI
DIV. I ONLY	15- 2	13	8-2	43	37	18	18	5	5	
DIV. I NON-CONF.	11- 1	13	4-1	175	35	40	40	5	5	
TOTALS	RPI 1-25	RPI 26-50	W-L RECORDS	RPI 51-100	RPI 101-150	RPI 150+				
15- 2	1- 2	1- 0	OVERALL	4- 0	3- 0	6- 0				
10- 1	1- 1	0- 0	HOME	2- 0	1- 0	6- 0				
5- 1	0- 1	1- 0	AWAY	2- 0	2- 0	0- 0				
0- 0	0- 0	0- 0	NEUTRAL	0- 0	0- 0	0- 0				
11- 1	0- 1	1- 0	NON-CONFERENCE	2- 0	2- 0	6- 0				
8- 1	0- 1	0- 0	HOME	1- 0	1- 0	6- 0				
3- 0	0- 0	1- 0	AWAY	1- 0	1- 0	0- 0				
0- 0	0- 0	0- 0	NEUTRAL	0- 0	0- 0	0- 0				
4- 1	1- 1	0- 0	CONFERENCE	2- 0	1- 0	0- 0				
2- 0	1- 0	0- 0	HOME	1- 0	0- 0	0- 0				
2- 1	0- 1	0- 0	AWAY	1- 0	1- 0	0- 0				
0- 0	0- 0	0- 0	NEUTRAL	0- 0	0- 0	0- 0				

RPI	S	Opponent	Score	RPI	S	Opponent	Score	RPI	S	Opponent	Score	RPI	S	Opponent	Score
1	H	Louisville	66 67	28	A	Virginia	50 47	51	A	Middle Tenn.	67 52	101	A	California	63 61
2	A	South Carolina	72 99					60	H	Charlotte	86 39	136	A	Florida	65 45
17	H	Texas A&M	76 54					70	A	Alabama	81 71	141	H	Austin Peay	81 52
								73	H	Tennessee	80 76	160	H	Samford	79 49
												213	H	Mt. St. Mary's	67 44
												232	H	Stetson	67 48
												264	H	Winthrop	91 36
												266	H	Morehead St.	79 54
												340	H	Grambling	81 35
LAST 10 Division I															
17	H	Texas A&M	76 54	101	A	California	63 61	1	H	Louisville	66 67				
136	A	Florida	65 45					264	H	Winthrop	91 36				
70	A	Alabama	81 71					160	H	Samford	79 49				
73	H	Tennessee	80 76					60	H	Charlotte	86 39				
2	A	South Carolina	72 99												

Non-Div I Games:

Kentucky

■ Loss, 
 ■ Non-Conf, S Site, 
 ■ Home 
 ■ Away 
 N Neutral

Average RPI Win:	123	WON-LOST	WINNING	LAST 10	STRENGTH OF	OPP. STRENGTH	TEAM	ADJ.	CONF.	ADJ CONF.
Average RPI Loss:	45	RECORD	PCT. RANK	GAMES	SCHEDULE	OF SCHEDULE	RPI	RPI	RPI	RPI
DIV. I ONLY	15- 3	23	7-3	32	33	19	19	4	4	
DIV. I NON-CONF.	11- 0	1	3-0	97	71	10	10	3	3	
TOTALS	RPI 1-25	RPI 26-50	W-L RECORDS	RPI 51-100	RPI 101-150	RPI 150+				
15- 3	1- 1	3- 1	OVERALL	5- 1	1- 0	5- 0				
8- 1	0- 0	1- 1	HOME	4- 0	0- 0	3- 0				
5- 2	0- 1	2- 0	AWAY	0- 1	1- 0	2- 0				
2- 0	1- 0	0- 0	NEUTRAL	1- 0	0- 0	0- 0				
11- 0	1- 0	1- 0	NON-CONFERENCE	4- 0	1- 0	4- 0				
6- 0	0- 0	0- 0	HOME	3- 0	0- 0	3- 0				
3- 0	0- 0	1- 0	AWAY	0- 0	1- 0	1- 0				
2- 0	1- 0	0- 0	NEUTRAL	1- 0	0- 0	0- 0				
4- 3	0- 1	2- 1	CONFERENCE	1- 1	0- 0	1- 0				
2- 1	0- 0	1- 1	HOME	1- 0	0- 0	0- 0				
2- 2	0- 1	1- 0	AWAY	0- 1	0- 0	1- 0				
0- 0	0- 0	0- 0	NEUTRAL	0- 0	0- 0	0- 0				

RPI 1-25				RPI 26-50				RPI 51-100				RPI 101+			
RPI	S	Opponent	Score	RPI	S	Opponent	Score	RPI	S	Opponent	Score	RPI	S	Opponent	Score
16	A	NC State	51 68	27	H	Georgia Tech	52 67	52	H	St. John's (NY)	74 70	136	A	Florida	66 55
17	N	Texas A&M	80 58	33	A	LSU	70 62	57	N	Michigan	79 69	160	H	Samford	88 59
				35	H	Virginia Tech	86 62	63	H	North Carolina	78 64	182	A	Clemson	81 64
				41	A	Miami (FL)	73 62	89	H	North Florida	70 41	216	H	Jacksonville	75 41
								91	A	Syracuse	89 90	335	H	Charleston So.	88 36
								98	H	Michigan St.	78 68	338	A	UIC	86 42
LAST 10 Division I															
16	A	NC State	51 68	35	H	Virginia Tech	86 62								
63	H	North Carolina	78 64	57	N	Michigan	79 69								
27	H	Georgia Tech	52 67	89	H	North Florida	70 41								
41	A	Miami (FL)	73 62	52	H	St. John's (NY)	74 70								
91	A	Syracuse	89 90	182	A	Clemson	81 64								

Non-Div I Games:

Florida St.

■ Loss, 
 ■ Non-Conf, S Site, 
 ■ Home 
 ■ Away 
 N Neutral

Maryland

Through Games Of Jan. 18, 2020

Average RPI Win:	153	WON-LOST	WINNING	LAST 10	STRENGTH OF	OPP. STRENGTH	TEAM	ADJ.	CONF.	ADJ CONF.
Average RPI Loss:	9	RECORD	PCT. RANK	GAMES	SCHEDULE	OF SCHEDULE	RPI	RPI	RPI	RPI
DIV. I ONLY	13- 4	43	7-3	21	26	20	20	2	2	
DIV. I NON-CONF.	9- 2	39	3-1	123	75	47	47	2	2	
TOTALS	RPI 1-25	RPI 26-50	W-L RECORDS	RPI 51-100	RPI 101-150	RPI 150+				
13- 4	0- 4	2- 0	OVERALL	4- 0	1- 0	6- 0				
8- 1	0- 1	1- 0	HOME	2- 0	1- 0	4- 0				
3- 3	0- 3	1- 0	AWAY	1- 0	0- 0	1- 0				
2- 0	0- 0	0- 0	NEUTRAL	1- 0	0- 0	1- 0				
9- 2	0- 2	1- 0	NON-CONFERENCE	1- 0	1- 0	6- 0				
5- 1	0- 1	0- 0	HOME	0- 0	1- 0	4- 0				
2- 1	0- 1	1- 0	AWAY	0- 0	0- 0	1- 0				
2- 0	0- 0	0- 0	NEUTRAL	1- 0	0- 0	1- 0				
4- 2	0- 2	1- 0	CONFERENCE	3- 0	0- 0	0- 0				
3- 0	0- 0	1- 0	HOME	2- 0	0- 0	0- 0				
1- 2	0- 2	0- 0	AWAY	1- 0	0- 0	0- 0				
0- 0	0- 0	0- 0	NEUTRAL	0- 0	0- 0	0- 0				

RPI 1-25				Team's RPI: 20		RPI 26-50				RPI 51-100				RPI 101+			
RPI	S	Opponent	Score	RPI	S	Opponent	Score	RPI	S	Opponent	Score	RPI	S	Opponent	Score		
2	H	South Carolina	54 63	36	H	Ohio St.	72 62	57	A	Michigan	77 49	143	H	George Washington	88 54		
6	A	Iowa	61 66	43	A	James Madison	70 68	57	H	Michigan	70 55	182	N	Clemson	63 44		
13	A	Northwestern	58 81					58	H	Nebraska	87 69	210	H	Quinnipiac	107 52		
16	A	NC State	59 66					83	N	Belmont	90 26	256	H	Delaware	99 55		
												270	H	Wagner	119 56		
												283	H	Loyola Maryland	105 45		
												316	A	Georgia St.	114 41		
LAST 10 Division I																	
58	H	Nebraska	87 69	57	H	Michigan	70 55										
57	A	Michigan	77 49	316	A	Georgia St.	114 41										
6	A	Iowa	61 66	283	H	Loyola Maryland	105 45										
36	H	Ohio St.	72 62	16	A	NC State	59 66										
13	A	Northwestern	58 81	83	N	Belmont	90 26										

Non-Div I Games:

Maryland

Loss, Non-Conf, S Site, H Home A Away N Neutral

Average RPI Win:	169	WON-LOST	WINNING	LAST 10	STRENGTH OF	OPP. STRENGTH	TEAM	ADJ.	CONF.	ADJ CONF.
Average RPI Loss:	6	RECORD	PCT. RANK	GAMES	SCHEDULE	OF SCHEDULE	RPI	RPI	RPI	RPI
DIV. I ONLY	13- 1	10	9-1	93	114	21	21	8	8	
DIV. I NON-CONF.	12- 1	9	8-1	135	89	19	19	9	9	
TOTALS	RPI 1-25	RPI 26-50	W-L RECORDS	RPI 51-100	RPI 101-150	RPI 150+				
13- 1	0- 1	1- 0	OVERALL	4- 0	2- 0	6- 0				
7- 0	0- 0	1- 0	HOME	1- 0	0- 0	5- 0				
6- 1	0- 1	0- 0	AWAY	3- 0	2- 0	1- 0				
0- 0	0- 0	0- 0	NEUTRAL	0- 0	0- 0	0- 0				
12- 1	0- 1	1- 0	NON-CONFERENCE	4- 0	1- 0	6- 0				
7- 0	0- 0	1- 0	HOME	1- 0	0- 0	5- 0				
5- 1	0- 1	0- 0	AWAY	3- 0	1- 0	1- 0				
0- 0	0- 0	0- 0	NEUTRAL	0- 0	0- 0	0- 0				
1- 0	0- 0	0- 0	CONFERENCE	0- 0	1- 0	0- 0				
0- 0	0- 0	0- 0	HOME	0- 0	0- 0	0- 0				
1- 0	0- 0	0- 0	AWAY	0- 0	1- 0	0- 0				
0- 0	0- 0	0- 0	NEUTRAL	0- 0	0- 0	0- 0				

RPI 1-25				RPI 26-50				RPI 51-100				RPI 101+			
RPI	S	Opponent	Score	RPI	S	Opponent	Score	RPI	S	Opponent	Score	RPI	S	Opponent	Score
6	A	Iowa	75 77	34	H	FGCU	67 53	56	A	Seton Hall	78 76	121	A	Penn	75 55
								79	A	Marist	62 50	143	A	George Washington	75 50
								90	H	Rider	80 47	158	A	Missouri	68 33
								93	A	Saint Louis	66 50	206	H	Penn St.	72 55
												284	H	New Hampshire	77 37
												287	H	Monmouth	52 40
												307	H	St. Francis Brooklyn	76 44
												337	H	Hartford	73 42
LAST 10 Division I															
				121	A	Penn	75 55	337	H	Hartford	73 42				
				284	H	New Hampshire	77 37	79	A	Marist	62 50				
				93	A	Saint Louis	66 50	307	H	St. Francis Brooklyn	76 44				
				158	A	Missouri	68 33	287	H	Monmouth	52 40				
				206	H	Penn St.	72 55	6	A	Iowa	75 77				

Non-Div I Games:

Princeton

■ Loss, 
 ■ Non-Conf, S Site, 
 ■ Home 
 ■ Away 
 N Neutral

Average RPI Win:	121	WON-LOST	WINNING	LAST 10	STRENGTH OF	OPP. STRENGTH	TEAM	ADJ.	CONF.	ADJ CONF.
Average RPI Loss:	36	RECORD	PCT. RANK	GAMES	SCHEDULE	OF SCHEDULE	RPI	RPI	RPI	RPI
DIV. I ONLY	12- 5	68	6-4	14	41	22	22	6	6	
DIV. I NON-CONF.	8- 3	68	2-2	13	47	11	11	6	6	
TOTALS	RPI 1-25	RPI 26-50	W-L RECORDS	RPI 51-100	RPI 101-150	RPI 150+				
12- 5	0- 1	4- 3	OVERALL	3- 1	2- 0	3- 0				
6- 1	0- 1	2- 0	HOME	1- 0	2- 0	1- 0				
4- 4	0- 0	0- 3	AWAY	2- 1	0- 0	2- 0				
2- 0	0- 0	2- 0	NEUTRAL	0- 0	0- 0	0- 0				
8- 3	0- 0	3- 3	NON-CONFERENCE	2- 0	1- 0	2- 0				
4- 0	0- 0	1- 0	HOME	1- 0	1- 0	1- 0				
2- 3	0- 0	0- 3	AWAY	1- 0	0- 0	1- 0				
2- 0	0- 0	2- 0	NEUTRAL	0- 0	0- 0	0- 0				
4- 2	0- 1	1- 0	CONFERENCE	1- 1	1- 0	1- 0				
2- 1	0- 1	1- 0	HOME	0- 0	1- 0	0- 0				
2- 1	0- 0	0- 0	AWAY	1- 1	0- 0	1- 0				
0- 0	0- 0	0- 0	NEUTRAL	0- 0	0- 0	0- 0				

RPI	S	Opponent	Score	RPI	S	Opponent	Score	RPI	S	Opponent	Score	RPI	S	Opponent	Score
14	H	DePaul	71 74	29	N	West Virginia	82 75	56	A	Seton Hall	70 82	109	H	Providence	72 63
				31	A	Drake	53 63	58	A	Nebraska	79 74	148	H	Wichita St.	56 46
				32	A	Arizona St.	55 70	82	H	South Dakota St.	61 48	234	A	Georgetown	65 56
				37	H	Marquette	72 62	86	A	Villanova	58 42	272	A	Omaha	67 54
				46	H	UNI	57 54					305	H	North Dakota St.	70 59
				48	A	South Dakota	65 72								
				49	N	Temple	69 59								
LAST 10 Division I															
				56	A	Seton Hall	70 82	234	A	Georgetown	65 56				
				109	H	Providence	72 63	32	A	Arizona St.	55 70				
				14	H	DePaul	71 74	148	H	Wichita St.	56 46				
				37	H	Marquette	72 62	46	H	UNI	57 54				
				86	A	Villanova	58 42	48	A	South Dakota	65 72				

Non-Div I Games:

Creighton

■ Loss, 
 ■ Non-Conf, S Site, 
 ■ Home 
 ■ Away 
 N Neutral

Average RPI Win:	108	WON-LOST	WINNING	LAST 10	STRENGTH OF	OPP. STRENGTH	TEAM	ADJ.	CONF.	ADJ CONF.
Average RPI Loss:	59	RECORD	PCT. RANK	GAMES	SCHEDULE	OF SCHEDULE	RPI	RPI	RPI	RPI
DIV. I ONLY	10- 6	102	6-4	3	60	23	23	3	3	
DIV. I NON-CONF.	7- 5	130	3-3	6	92	49	49	4	4	
TOTALS	RPI 1-25	RPI 26-50	W-L RECORDS	RPI 51-100	RPI 101-150	RPI 150+				
10- 6	0- 3	4- 1	OVERALL	1- 0	3- 2	2- 0				
8- 2	0- 2	2- 0	HOME	1- 0	3- 0	2- 0				
2- 3	0- 0	2- 1	AWAY	0- 0	0- 2	0- 0				
0- 1	0- 1	0- 0	NEUTRAL	0- 0	0- 0	0- 0				
7- 5	0- 2	2- 1	NON-CONFERENCE	0- 0	3- 2	2- 0				
7- 1	0- 1	2- 0	HOME	0- 0	3- 0	2- 0				
0- 3	0- 0	0- 1	AWAY	0- 0	0- 2	0- 0				
0- 1	0- 1	0- 0	NEUTRAL	0- 0	0- 0	0- 0				
3- 1	0- 1	2- 0	CONFERENCE	1- 0	0- 0	0- 0				
1- 1	0- 1	0- 0	HOME	1- 0	0- 0	0- 0				
2- 0	0- 0	2- 0	AWAY	0- 0	0- 0	0- 0				
0- 0	0- 0	0- 0	NEUTRAL	0- 0	0- 0	0- 0				

RPI 1-25				RPI 26-50				RPI 51-100				RPI 101+			
RPI	S	Opponent	Score	RPI	S	Opponent	Score	RPI	S	Opponent	Score	RPI	S	Opponent	Score
3	N	UConn	53 97	29	A	West Virginia	73 49	87	H	Iowa St.	81 72	114	H	Abilene Christian	78 65
4	H	Missouri St.	90 96	31	H	Drake	93 84					144	H	Sam Houston St.	95 71
12	H	Baylor	56 77	33	H	LSU	90 68					146	A	Houston	69 85
				38	A	Western Ky.	63 74					147	H	SFA	75 62
				39	A	Oklahoma St.	77 75					148	A	Wichita St.	83 88
												156	H	UAB	82 75
												298	H	Prairie View	94 48
LAST 10 Division I															
29	A	West Virginia	73 49	31	H	Drake	93 84								
87	H	Iowa St.	81 72	144	H	Sam Houston St.	95 71								
39	A	Oklahoma St.	77 75	33	H	LSU	90 68								
12	H	Baylor	56 77	38	A	Western Ky.	63 74								
3	N	UConn	53 97	148	A	Wichita St.	83 88								

Non-Div I Games:

Oklahoma

■ Loss, 
■ Non-Conf, S Site, 
■ Home 
■ Away 
N Neutral

Average RPI Win:	133	WON-LOST	WINNING	LAST 10	STRENGTH OF	OPP. STRENGTH	TEAM	ADJ.	CONF.	ADJ CONF.
Average RPI Loss:	16	RECORD	PCT. RANK	GAMES	SCHEDULE	OF SCHEDULE	RPI	RPI	RPI	RPI
DIV. I ONLY	12- 6	78	6-4	10	7	24	24	2	2	
DIV. I NON-CONF.	9- 3	64	3-1	38	13	20	20	2	2	
TOTALS	RPI 1-25	RPI 26-50	W-L RECORDS	RPI 51-100	RPI 101-150	RPI 150+				
12- 6	0- 5	4- 1	OVERALL	1- 0	2- 0	5- 0				
8- 1	0- 1	1- 0	HOME	1- 0	2- 0	4- 0				
2- 4	0- 3	1- 1	AWAY	0- 0	0- 0	1- 0				
2- 1	0- 1	2- 0	NEUTRAL	0- 0	0- 0	0- 0				
9- 3	0- 2	3- 1	NON-CONFERENCE	1- 0	0- 0	5- 0				
6- 0	0- 0	1- 0	HOME	1- 0	0- 0	4- 0				
1- 2	0- 1	0- 1	AWAY	0- 0	0- 0	1- 0				
2- 1	0- 1	2- 0	NEUTRAL	0- 0	0- 0	0- 0				
3- 3	0- 3	1- 0	CONFERENCE	0- 0	2- 0	0- 0				
2- 1	0- 1	0- 0	HOME	0- 0	2- 0	0- 0				
1- 2	0- 2	1- 0	AWAY	0- 0	0- 0	0- 0				
0- 0	0- 0	0- 0	NEUTRAL	0- 0	0- 0	0- 0				

RPI 1-25				RPI 26-50				RPI 51-100				RPI 101+			
RPI	S	Opponent	Score	RPI	S	Opponent	Score	RPI	S	Opponent	Score	RPI	S	Opponent	Score
2	A	South Carolina	49 85	31	N	Drake	67 47	99	H	Kent St.	77 64	129	H	Illinois	81 67
10	N	Gonzaga	50 63	32	N	Arizona St.	59 52					133	H	Wisconsin	72 61
11	A	Indiana	48 66	35	A	Virginia Tech	54 67					190	H	Northern Ill.	68 63
13	A	Northwestern	56 61	36	A	Ohio St.	66 50					201	A	Chattanooga	66 34
25	H	Rutgers	53 59	38	H	Western Ky.	67 50					211	H	Bowling Green	81 74
LAST 10 Division I															
				129	H	Illinois	81 67	36	A	Ohio St.	66 50				
				13	A	Northwestern	56 61	211	H	Bowling Green	81 74				
				11	A	Indiana	48 66	38	H	Western Ky.	67 50				
				25	H	Rutgers	53 59	2	A	South Carolina	49 85				
				133	H	Wisconsin	72 61	99	H	Kent St.	77 64				

Non-Div I Games:

Purdue

■ Loss, 
■ Non-Conf, S Site, 
■ Home 
■ Away 
N Neutral



Rutgers

Through Games Of Jan. 18, 2020

Average RPI Win:	151	WON-LOST	WINNING	LAST 10	STRENGTH OF	OPP. STRENGTH	TEAM	ADJ.	CONF.	ADJ CONF.
Average RPI Loss:	22	RECORD	PCT. RANK	GAMES	SCHEDULE	OF SCHEDULE	RPI	RPI	RPI	RPI
DIV. I ONLY	15- 2	13	9-1	92	42	25	25	2	2	
DIV. I NON-CONF.	10- 1	19	4-0	193	70	33	33	2	2	
TOTALS	RPI 1-25	RPI 26-50	W-L RECORDS	RPI 51-100	RPI 101-150	RPI 150+				
15- 2	1- 1	2- 1	OVERALL	2- 0	3- 0	7- 0				
8- 1	0- 1	1- 0	HOME	1- 0	1- 0	5- 0				
5- 1	1- 0	0- 1	AWAY	0- 0	2- 0	2- 0				
2- 0	0- 0	1- 0	NEUTRAL	1- 0	0- 0	0- 0				
10- 1	0- 0	2- 1	NON-CONFERENCE	1- 0	1- 0	6- 0				
7- 0	0- 0	1- 0	HOME	0- 0	1- 0	5- 0				
1- 1	0- 0	0- 1	AWAY	0- 0	0- 0	1- 0				
2- 0	0- 0	1- 0	NEUTRAL	1- 0	0- 0	0- 0				
5- 1	1- 1	0- 0	CONFERENCE	1- 0	2- 0	1- 0				
1- 1	0- 1	0- 0	HOME	1- 0	0- 0	0- 0				
4- 0	1- 0	0- 0	AWAY	0- 0	2- 0	1- 0				
0- 0	0- 0	0- 0	NEUTRAL	0- 0	0- 0	0- 0				

RPI	S	Opponent	Score	RPI	S	Opponent	Score	RPI	S	Opponent	Score	RPI	S	Opponent	Score
11	H	Indiana	56 66	27	N	Georgia Tech	46 43	53	N	Vanderbilt	62 56	129	A	Illinois	75 51
24	A	Purdue	59 53	28	H	Virginia	73 63	58	H	Nebraska	69 65	133	A	Wisconsin	64 61
				33	A	LSU	58 64					145	H	Harvard	74 46
												186	H	Towson	67 53
												206	A	Penn St.	62 57
												215	H	Niagara	87 37
												238	A	South Alabama	77 56
												239	H	Southern U.	78 58
												245	H	Marshall	66 41
												343	H	Coppin St.	107 33
LAST 10 Division I															
206	A	Penn St.	62 57	133	A	Wisconsin	64 61								
58	H	Nebraska	69 65	245	H	Marshall	66 41								
129	A	Illinois	75 51	239	H	Southern U.	78 58								
24	A	Purdue	59 53	186	H	Towson	67 53								
11	H	Indiana	56 66	28	H	Virginia	73 63								

Non-Div I Games:

Rutgers

Loss, Non-Conf, S Site, H Home A Away N Neutral

Average RPI Win:	145	WON-LOST	WINNING	LAST 10	STRENGTH OF	OPP. STRENGTH	TEAM	ADJ.	CONF.	ADJ CONF.
Average RPI Loss:	72	RECORD	PCT. RANK	GAMES	SCHEDULE	OF SCHEDULE	RPI	RPI	RPI	RPI
DIV. I ONLY	12- 4	50	9-1	34	101	26	26	10	10	
DIV. I NON-CONF.	7- 4	100	4-1	35	80	43	43	10	10	
TOTALS	RPI 1-25	RPI 26-50	W-L RECORDS	RPI 51-100	RPI 101-150	RPI 150+				
12- 4	0- 1	0- 1	OVERALL	5- 1	1- 0	6- 1				
6- 1	0- 0	0- 0	HOME	3- 0	0- 0	3- 1				
6- 3	0- 1	0- 1	AWAY	2- 1	1- 0	3- 0				
0- 0	0- 0	0- 0	NEUTRAL	0- 0	0- 0	0- 0				
7- 4	0- 1	0- 1	NON-CONFERENCE	3- 1	0- 0	4- 1				
4- 1	0- 0	0- 0	HOME	2- 0	0- 0	2- 1				
3- 3	0- 1	0- 1	AWAY	1- 1	0- 0	2- 0				
0- 0	0- 0	0- 0	NEUTRAL	0- 0	0- 0	0- 0				
5- 0	0- 0	0- 0	CONFERENCE	2- 0	1- 0	2- 0				
2- 0	0- 0	0- 0	HOME	1- 0	0- 0	1- 0				
3- 0	0- 0	0- 0	AWAY	1- 0	1- 0	1- 0				
0- 0	0- 0	0- 0	NEUTRAL	0- 0	0- 0	0- 0				

RPI 1-25				RPI 26-50				Team's RPI: 26				RPI 51-100				RPI 101+			
RPI	S	Opponent	Score	RPI	S	Opponent	Score	RPI	S	Opponent	Score	RPI	S	Opponent	Score	RPI	S	Opponent	Score
1	A	Louisville	63 76	38	A	Western Ky.	58 93	72	A	UCF	58 64	130	A	Western Mich.	80 70	163	H	Northeastern	79 63
								75	H	Ball St.	66 39	176	H	Green Bay	105 111	185	A	Bethune-Cookman	92 67
								76	A	Ohio	73 71	189	H	Miami (OH)	76 70	194	A	Akron	77 72
								79	H	Marist	77 54	202	H	Iona	70 50	269	A	Oakland	65 47
								82	A	South Dakota St.	79 74								
								95	H	Dayton	81 80								
LAST 10 Division I																			
130	A	Western Mich.	80 70	72	A	UCF	58 64	185	A	Bethune-Cookman	92 67	269	A	Oakland	65 47				
75	H	Ball St.	66 39					82	A	South Dakota St.	79 74	202	H	Iona	70 50				
189	H	Miami (OH)	76 70																
76	A	Ohio	73 71																
194	A	Akron	77 72																

Non-Div I Games:

Central Mich.

■ Loss, 
 ■ Non-Conf, S Site, 
 ■ Home 
 ■ Away 
 N Neutral

Average RPI Win:	144	WON-LOST	WINNING	LAST 10	STRENGTH OF	OPP. STRENGTH	TEAM	ADJ.	CONF.	ADJ CONF.
Average RPI Loss:	34	RECORD	PCT. RANK	GAMES	SCHEDULE	OF SCHEDULE	RPI	RPI	RPI	RPI
DIV. I ONLY	14- 3	24	8-2	84	10	27	27	4	4	
DIV. I NON-CONF.	9- 2	39	3-1	116	63	44	44	3	3	
TOTALS	RPI 1-25	RPI 26-50	W-L RECORDS	RPI 51-100	RPI 101-150	RPI 150+				
14- 3	1- 2	2- 0	OVERALL	3- 1	3- 0	5- 0				
8- 0	0- 0	2- 0	HOME	0- 0	2- 0	4- 0				
4- 1	1- 0	0- 0	AWAY	2- 1	0- 0	1- 0				
2- 2	0- 2	0- 0	NEUTRAL	1- 0	1- 0	0- 0				
9- 2	0- 2	0- 0	NON-CONFERENCE	2- 0	3- 0	4- 0				
5- 0	0- 0	0- 0	HOME	0- 0	2- 0	3- 0				
2- 0	0- 0	0- 0	AWAY	1- 0	0- 0	1- 0				
2- 2	0- 2	0- 0	NEUTRAL	1- 0	1- 0	0- 0				
5- 1	1- 0	2- 0	CONFERENCE	1- 1	0- 0	1- 0				
3- 0	0- 0	2- 0	HOME	0- 0	0- 0	1- 0				
2- 1	1- 0	0- 0	AWAY	1- 1	0- 0	0- 0				
0- 0	0- 0	0- 0	NEUTRAL	0- 0	0- 0	0- 0				

RPI 1-25				RPI 26-50				Team's RPI: 27		RPI 51-100				RPI 101+			
RPI	S	Opponent	Score	RPI	S	Opponent	Score		RPI	S	Opponent	Score	RPI	S	Opponent	Score	
17	N	Texas A&M	48 60	28	H	Virginia	61 51		56	N	Seton Hall	79 54	122	N	Rice	54 52	
19	A	Florida St.	67 52	41	H	Miami (FL)	61 54		59	A	Wake Forest	60 65	133	H	Wisconsin	60 41	
25	N	Rutgers	43 46						74	A	Georgia	73 40	146	H	Houston	69 38	
									91	A	Syracuse	82 64	182	H	Clemson	49 47	
													225	H	ETSU	87 48	
													242	A	Kennesaw St.	63 47	
													316	H	Georgia St.	69 28	
													340	H	Grambling	89 42	
LAST 10 Division I																	
				91	A	Syracuse	82 64		28	H	Virginia	61 51					
				182	H	Clemson	49 47		122	N	Rice	54 52					
				19	A	Florida St.	67 52		17	N	Texas A&M	48 60					
				59	A	Wake Forest	60 65		225	H	ETSU	87 48					
				41	H	Miami (FL)	61 54		242	A	Kennesaw St.	63 47					

Non-Div I Games:

Georgia Tech

■ Loss, 
 ■ Non-Conf, S Site, 
 ■ Home 
 ■ Away 
 N Neutral

Average RPI Win:	103	WON-LOST	WINNING	LAST 10	STRENGTH OF	OPP. STRENGTH	TEAM	ADJ.	CONF.	ADJ CONF.
Average RPI Loss:	31	RECORD	PCT. RANK	GAMES	SCHEDULE	OF SCHEDULE	RPI	RPI	RPI	RPI
DIV. I ONLY	7- 10	219	3-7	1	25	28	28	4	4	
DIV. I NON-CONF.	5- 6	187	1-3	1	21	16	16	3	3	
TOTALS	RPI 1-25	RPI 26-50	W-L RECORDS	RPI 51-100	RPI 101-150	RPI 150+				
7- 10	0- 6	3- 1	OVERALL	1- 3	1- 0	2- 0				
4- 3	0- 2	3- 0	HOME	1- 1	0- 0	0- 0				
3- 6	0- 3	0- 1	AWAY	0- 2	1- 0	2- 0				
0- 1	0- 1	0- 0	NEUTRAL	0- 0	0- 0	0- 0				
5- 6	0- 5	2- 0	NON-CONFERENCE	1- 1	0- 0	2- 0				
3- 2	0- 2	2- 0	HOME	1- 0	0- 0	0- 0				
2- 3	0- 2	0- 0	AWAY	0- 1	0- 0	2- 0				
0- 1	0- 1	0- 0	NEUTRAL	0- 0	0- 0	0- 0				
2- 4	0- 1	1- 1	CONFERENCE	0- 2	1- 0	0- 0				
1- 1	0- 0	1- 0	HOME	0- 1	0- 0	0- 0				
1- 3	0- 1	0- 1	AWAY	0- 1	1- 0	0- 0				
0- 0	0- 0	0- 0	NEUTRAL	0- 0	0- 0	0- 0				

RPI 1-25				RPI 26-50				RPI 51-100				RPI 101+			
RPI	S	Opponent	Score	RPI	S	Opponent	Score	RPI	S	Opponent	Score	RPI	S	Opponent	Score
3	A	UConn	44 83	27	A	Georgia Tech	51 61	55	H	Bucknell	84 60	102	A	Boston College	69 52
8	H	UCLA	62 73	40	H	Old Dominion	56 53	59	A	Wake Forest	56 62	192	A	UNLV	63 55
15	N	Mississippi St.	59 72	42	H	Duke	66 63	63	H	North Carolina	47 65	248	A	CSUN	72 47
16	A	NC State	60 80	43	H	James Madison	55 49	77	A	Southern California	49 59				
18	H	Kentucky	47 50												
25	A	Rutgers	63 73												
LAST 10 Division I															
59	A	Wake Forest	56 62	27	A	Georgia Tech	51 61	15	N	Mississippi St.	59 72	42	H	Duke	66 63
102	A	Boston College	69 52	192	A	UNLV	63 55	25	A	Rutgers	63 73	8	H	UCLA	62 73
42	H	Duke	66 63												
16	A	NC State	60 80												
63	H	North Carolina	47 65												

Non-Div I Games:

Virginia

■ Loss, 
■ Non-Conf, 
■ S Site, 
■ H Home 
■ A Away 
N Neutral

## West Virginia

Through Games Of Jan. 18, 2020

Average RPI Win: 162		WON-LOST	WINNING	LAST 10	STRENGTH OF	OPP. STRENGTH	TEAM	ADJ.	CONF.	ADJ CONF.
Average RPI Loss: 19		RECORD	PCT. RANK	GAMES	SCHEDULE	OF SCHEDULE	RPI	RPI	RPI	RPI
DIV. I ONLY		13- 3	32	8-2	62	47	29	29	3	3
DIV. I NON-CONF.		10- 1	19	5-0	163	97	35	35	4	4
TOTALS		RPI 1-25	RPI 26-50		W-L RECORDS		RPI 51-100	RPI 101-150		RPI 150+
13- 3	1- 3	0- 0		OVERALL		4- 0	1- 0		7- 0	
6- 1	0- 1	0- 0		HOME		1- 0	1- 0		4- 0	
3- 1	1- 1	0- 0		AWAY		1- 0	0- 0		1- 0	
4- 1	0- 1	0- 0		NEUTRAL		2- 0	0- 0		2- 0	
10- 1	1- 1	0- 0		NON-CONFERENCE		2- 0	1- 0		6- 0	
5- 0	0- 0	0- 0		HOME		0- 0	1- 0		4- 0	
1- 0	1- 0	0- 0		AWAY		0- 0	0- 0		0- 0	
4- 1	0- 1	0- 0		NEUTRAL		2- 0	0- 0		2- 0	
3- 2	0- 2	0- 0		CONFERENCE		2- 0	0- 0		1- 0	
1- 1	0- 1	0- 0		HOME		1- 0	0- 0		0- 0	
2- 1	0- 1	0- 0		AWAY		1- 0	0- 0		1- 0	
0- 0	0- 0	0- 0		NEUTRAL		0- 0	0- 0		0- 0	

RPI S	Opponent	Score	RPI S	Opponent	Score	Team's RPI: 29	RPI S	Opponent	Score	RPI S	Opponent	Score
12	A Baylor	51 91					61	H Texas	68 63	150	H Cornell	68 62
15	A Mississippi St.	71 65					67	A Kansas	68 49	167	A Kansas St.	74 63
22	N Creighton	75 82					91	N Syracuse	71 69	170	N Norfolk St.	72 55
23	H Oklahoma	49 73					98	N Michigan St.	63 57	181	N New Mexico	73 60
										212	H Saint Francis (PA)	74 45
										255	H Radford	74 37
										293	H Presbyterian	56 40
										343	H Coppin St.	82 47
LAST 10 Division I												
12	A Baylor	51 91	150	H Cornell	68 62							
23	H Oklahoma	49 73	91	N Syracuse	71 69							
61	H Texas	68 63	98	N Michigan St.	63 57							
67	A Kansas	68 49	170	N Norfolk St.	72 55							
167	A Kansas St.	74 63	15	A Mississippi St.	71 65							

Non-Div I Games:

West Virginia

■ Loss, 
 ■ Non-Conf, 
 ■ S Site, 
 ■ H Home 
 ■ A Away 
 N Neutral

Average RPI Win:	157	WON-LOST	WINNING	LAST 10	STRENGTH OF	OPP. STRENGTH	TEAM	ADJ.	CONF.	ADJ CONF.
Average RPI Loss:	82	RECORD	PCT. RANK	GAMES	SCHEDULE	OF SCHEDULE	RPI	RPI	RPI	RPI
DIV. I ONLY	12- 3	35	7-3	60	77	30	30	3	3	
DIV. I NON-CONF.	9- 2	39	4-2	136	68	34	34	4	4	
TOTALS	RPI 1-25	RPI 26-50	W-L RECORDS	RPI 51-100	RPI 101-150	RPI 150+				
12- 3	0- 1	0- 0	OVERALL	5- 1	3- 0	4- 1				
8- 1	0- 0	0- 0	HOME	3- 0	3- 0	2- 1				
4- 2	0- 1	0- 0	AWAY	2- 1	0- 0	2- 0				
0- 0	0- 0	0- 0	NEUTRAL	0- 0	0- 0	0- 0				
9- 2	0- 1	0- 0	NON-CONFERENCE	2- 1	3- 0	4- 0				
7- 0	0- 0	0- 0	HOME	2- 0	3- 0	2- 0				
2- 2	0- 1	0- 0	AWAY	0- 1	0- 0	2- 0				
0- 0	0- 0	0- 0	NEUTRAL	0- 0	0- 0	0- 0				
3- 1	0- 0	0- 0	CONFERENCE	3- 0	0- 0	0- 1				
1- 1	0- 0	0- 0	HOME	1- 0	0- 0	0- 1				
2- 0	0- 0	0- 0	AWAY	2- 0	0- 0	0- 0				
0- 0	0- 0	0- 0	NEUTRAL	0- 0	0- 0	0- 0				

RPI	S	Opponent	Score	RPI	S	Opponent	Score	Team's RPI: 30	RPI	S	Opponent	Score	RPI	S	Opponent	Score
17	A	Texas A&M	68 70						51	A	Middle Tenn.	70 82	138	H	Robert Morris	66 61
									61	A	Texas	65 63	139	H	Auburn	80 65
									67	H	Kansas	73 59	150	H	Cornell	59 49
									76	H	Ohio	79 72	179	H	Texas Tech	76 80
									87	A	Iowa St.	77 74	204	A	SMU	57 56
									97	H	Boise St.	77 65	267	A	Army West Point	66 52
													294	H	Texas St.	79 52
													304	H	Nicholls St.	72 47
LAST 10 Division I																
87	A	Iowa St.	77 74	294	H	Texas St.	79 52		76	H	Ohio	79 72	17	A	Texas A&M	68 70
67	H	Kansas	73 59	76	H	Ohio	79 72		139	H	Auburn	80 65	51	A	Middle Tenn.	70 82
179	H	Texas Tech	76 80	17	A	Texas A&M	68 70		97	H	Boise St.	77 65				
61	A	Texas	65 63													

Non-Div I Games:

TCU

■ Loss, 
■ Non-Conf, S Site, 
■ Home 
■ Away 
N Neutral

## Drake

Through Games Of Jan. 18, 2020

Average RPI Win:	138	WON-LOST	WINNING	LAST 10	STRENGTH OF	OPP. STRENGTH	TEAM	ADJ.	CONF.	ADJ CONF.
Average RPI Loss:	21	RECORD	PCT. RANK	GAMES	SCHEDULE	OF SCHEDULE	RPI	RPI	RPI	RPI
DIV. I ONLY	10- 5	78	6-4	41	4	31	31	7	7	
DIV. I NON-CONF.	7- 4	100	3-3	39	4	31	31	7	7	
TOTALS	RPI 1-25	RPI 26-50	W-L RECORDS	RPI 51-100	RPI 101-150	RPI 150+				
10- 5	1- 4	1- 1	OVERALL	3- 0	1- 0	4- 0				
6- 0	1- 0	1- 0	HOME	2- 0	0- 0	2- 0				
2- 4	0- 3	0- 1	AWAY	1- 0	0- 0	1- 0				
2- 1	0- 1	0- 0	NEUTRAL	0- 0	1- 0	1- 0				
7- 4	1- 3	0- 1	NON-CONFERENCE	2- 0	1- 0	3- 0				
4- 0	1- 0	0- 0	HOME	2- 0	0- 0	1- 0				
1- 3	0- 2	0- 1	AWAY	0- 0	0- 0	1- 0				
2- 1	0- 1	0- 0	NEUTRAL	0- 0	1- 0	1- 0				
3- 1	0- 1	1- 0	CONFERENCE	1- 0	0- 0	1- 0				
2- 0	0- 0	1- 0	HOME	0- 0	0- 0	1- 0				
1- 1	0- 1	0- 0	AWAY	1- 0	0- 0	0- 0				
0- 0	0- 0	0- 0	NEUTRAL	0- 0	0- 0	0- 0				

RPI 1-25				RPI 26-50				Team's RPI: 31	RPI 51-100				RPI 101+			
RPI	S	Opponent	Score	RPI	S	Opponent	Score		RPI	S	Opponent	Score	RPI	S	Opponent	Score
4	A	Missouri St.	67 69	46	H	UNI	104 87		68	A	Southern Ill.	73 65	139	N	Auburn	83 82
6	A	Iowa	67 79	48	A	South Dakota	94 102		82	H	South Dakota St.	74 67	190	A	Northern Ill.	73 49
22	H	Creighton	63 53						87	H	Iowa St.	86 81	218	H	Western Ill.	94 75
23	A	Oklahoma	84 93										252	N	Maine	94 62
24	N	Purdue	47 67										271	H	Indiana St.	105 65
LAST 10 Division I																
271	H	Indiana St.	105 65	6	A	Iowa	67 79		23	A	Oklahoma	84 93	139	N	Auburn	83 82
68	A	Southern Ill.	73 65						252	N	Maine	94 62	24	N	Purdue	47 67
4	A	Missouri St.	67 69													
46	H	UNI	104 87													
190	A	Northern Ill.	73 49													

Non-Div I Games: Waldorf 103 18

Drake

■ Loss, 
 ■ Non-Conf, S Site, 
 ■ Home 
 ■ Away 
 N Neutral

Average RPI Win:	162	WON-LOST	WINNING	LAST 10	STRENGTH OF	OPP. STRENGTH	TEAM	ADJ.	CONF.	ADJ CONF.
Average RPI Loss:	36	RECORD	PCT. RANK	GAMES	SCHEDULE	OF SCHEDULE	RPI	RPI	RPI	RPI
DIV. I ONLY	14- 4	40	8-2	52	43	32	32	1	1	
DIV. I NON-CONF.	10- 2	30	4-0	242	84	69	69	1	1	
TOTALS	RPI 1-25	RPI 26-50	W-L RECORDS	RPI 51-100	RPI 101-150	RPI 150+				
14- 4	3- 2	0- 1	OVERALL	4- 1	0- 0	7- 0				
9- 1	3- 0	0- 1	HOME	1- 0	0- 0	5- 0				
3- 2	0- 1	0- 0	AWAY	2- 1	0- 0	1- 0				
2- 1	0- 1	0- 0	NEUTRAL	1- 0	0- 0	1- 0				
10- 2	1- 1	0- 0	NON-CONFERENCE	2- 1	0- 0	7- 0				
7- 0	1- 0	0- 0	HOME	1- 0	0- 0	5- 0				
1- 1	0- 0	0- 0	AWAY	0- 1	0- 0	1- 0				
2- 1	0- 1	0- 0	NEUTRAL	1- 0	0- 0	1- 0				
4- 2	2- 1	0- 1	CONFERENCE	2- 0	0- 0	0- 0				
2- 1	2- 0	0- 1	HOME	0- 0	0- 0	0- 0				
2- 1	0- 1	0- 0	AWAY	2- 0	0- 0	0- 0				
0- 0	0- 0	0- 0	NEUTRAL	0- 0	0- 0	0- 0				

RPI S	Opponent	Score	RPI S	Opponent	Score	RPI S	Opponent	Score	RPI S	Opponent	Score
5	H Oregon St.	55 47	44	H Arizona	53 58	51	N Middle Tenn.	61 60	181	H New Mexico	84 47
7	H Oregon	72 66				65	H BYU	60 52	252	N Maine	57 31
8	A UCLA	66 68				66	A Minnesota	66 80	267	H Army West Point	83 51
22	H Creighton	70 55				77	A Southern California	63 54	278	H Idaho St.	74 69
24	N Purdue	52 59				96	A Washington	67 50	310	A New Mexico St.	70 47
									311	H Air Force	87 56
									339	H Cal Poly	66 41
LAST 10 Division I											
96	A Washington	67 50	44	H Arizona	53 58	22	H Creighton	70 55	310	A New Mexico St.	70 47
5	H Oregon St.	55 47				181	H New Mexico	84 47	278	H Idaho St.	74 69
7	H Oregon	72 66									
77	A Southern California	63 54									
8	A UCLA	66 68									

Non-Div I Games:

Arizona St.



Average RPI Win: 156		WON-LOST	WINNING	LAST 10	STRENGTH OF	OPP. STRENGTH	TEAM	ADJ.	CONF.	ADJ CONF.
Average RPI Loss: 54		RECORD	PCT. RANK	GAMES	SCHEDULE	OF SCHEDULE	RPI	RPI	RPI	RPI
DIV. I ONLY		13- 4	43	7-3	64	24	33	33	5	5
DIV. I NON-CONF.		10- 2	30	4-1	95	52	30	30	5	5
TOTALS		RPI 1-25	RPI 26-50		W-L RECORDS		RPI 51-100	RPI 101-150	RPI 150+	
13- 4		2- 3	1- 0		OVERALL		2- 0	2- 0	6- 1	
7- 1		1- 1	0- 0		HOME		1- 0	1- 0	4- 0	
4- 3		1- 2	1- 0		AWAY		0- 0	1- 0	1- 1	
2- 0		0- 0	0- 0		NEUTRAL		1- 0	0- 0	1- 0	
10- 2		1- 2	1- 0		NON-CONFERENCE		1- 0	2- 0	5- 0	
5- 1		1- 1	0- 0		HOME		0- 0	1- 0	3- 0	
3- 1		0- 1	1- 0		AWAY		0- 0	1- 0	1- 0	
2- 0		0- 0	0- 0		NEUTRAL		1- 0	0- 0	1- 0	
3- 2		1- 1	0- 0		CONFERENCE		1- 0	0- 0	1- 1	
2- 0		0- 0	0- 0		HOME		1- 0	0- 0	1- 0	
1- 2		1- 1	0- 0		AWAY		0- 0	0- 0	0- 1	
0- 0		0- 0	0- 0		NEUTRAL		0- 0	0- 0	0- 0	

RPI S	Opponent	Score	RPI S	Opponent	Score	RPI S	Opponent	Score	RPI S	Opponent	Score
15	A Mississippi St.	60 64	34	A FGCU	74 63	70	H Alabama	71 60	120	H New Orleans	83 49
17	A Texas A&M	57 54				98	N Michigan St.	58 56	128	A Tulane	59 54
19	H Florida St.	62 70							158	A Missouri	65 69
23	A Oklahoma	68 90							172	N Memphis	89 58
25	H Rutgers	64 58							203	A Little Rock	65 50
									250	H Southeastern La.	62 52
									260	H Ole Miss	52 44
									304	H Nicholls St.	63 32
									349	H Florida A&M	73 45
LAST 10 Division I											
15	A Mississippi St.	60 64	349	H Florida A&M	73 45						
260	H Ole Miss	52 44	34	A FGCU	74 63						
17	A Texas A&M	57 54	23	A Oklahoma	68 90						
158	A Missouri	65 69	304	H Nicholls St.	63 32						
70	H Alabama	71 60	172	N Memphis	89 58						

Non-Div I Games:

LSU

Average RPI Win:	155	WON-LOST	WINNING	LAST 10	STRENGTH OF	OPP. STRENGTH	TEAM	ADJ.	CONF.	ADJ CONF.
Average RPI Loss:	27	RECORD	PCT. RANK	GAMES	SCHEDULE	OF SCHEDULE	RPI	RPI	RPI	RPI
DIV. I ONLY	15- 2	13	9-1	130	50	34	34	16	16	
DIV. I NON-CONF.	10- 2	30	4-1	100	18	28	28	16	16	
TOTALS	RPI 1-25	RPI 26-50	W-L RECORDS	RPI 51-100	RPI 101-150	RPI 150+				
15- 2	0- 1	2- 1	OVERALL	4- 0	3- 0	6- 0				
5- 1	0- 0	1- 1	HOME	1- 0	1- 0	2- 0				
6- 1	0- 1	1- 0	AWAY	1- 0	1- 0	3- 0				
4- 0	0- 0	0- 0	NEUTRAL	2- 0	1- 0	1- 0				
10- 2	0- 1	2- 1	NON-CONFERENCE	3- 0	2- 0	3- 0				
3- 1	0- 0	1- 1	HOME	1- 0	0- 0	1- 0				
3- 1	0- 1	1- 0	AWAY	0- 0	1- 0	1- 0				
4- 0	0- 0	0- 0	NEUTRAL	2- 0	1- 0	1- 0				
5- 0	0- 0	0- 0	CONFERENCE	1- 0	1- 0	3- 0				
2- 0	0- 0	0- 0	HOME	0- 0	1- 0	1- 0				
3- 0	0- 0	0- 0	AWAY	1- 0	0- 0	2- 0				
0- 0	0- 0	0- 0	NEUTRAL	0- 0	0- 0	0- 0				

RPI 1-25				RPI 26-50				Team's RPI: 34				RPI 51-100				RPI 101+			
RPI	S	Opponent	Score	RPI	S	Opponent	Score	RPI	S	Opponent	Score	RPI	S	Opponent	Score	RPI	S	Opponent	Score
21	A	Princeton	53 67	33	H	LSU	63 74	72	H	UCF	72 50	107	H	Liberty	64 57				
				42	H	Duke	78 56	80	N	South Fla.	81 77	125	N	Notre Dame	69 60				
				49	A	Temple	93 67	82	N	South Dakota St.	71 70	146	A	Houston	57 45				
								89	A	North Florida	72 50	171	A	North Ala.	74 63				
												212	N	Saint Francis (PA)	97 64				
												232	A	Stetson	89 47				
												259	H	Lipscomb	82 56				
												308	A	FIU	100 54				
												344	H	Central Conn. St.	94 60				
LAST 10 Division I																			
				171	A	North Ala.	74 63	42	H	Duke	78 56								
				89	A	North Florida	72 50	49	A	Temple	93 67								
				232	A	Stetson	89 47	33	H	LSU	63 74								
				107	H	Liberty	64 57	344	H	Central Conn. St.	94 60								
				259	H	Lipscomb	82 56	146	A	Houston	57 45								

Non-Div I Games: Webber Int'l 99 48 Fla. Memorial 91 47 Johnson & Wales (FL89 56

FGCU

Loss, Non-Conf, S Site, H Home A Away N Neutral

Average RPI Win:	158	WON-LOST	WINNING	LAST 10	STRENGTH OF	OPP. STRENGTH	TEAM	ADJ.	CONF.	ADJ CONF.
Average RPI Loss:	38	RECORD	PCT. RANK	GAMES	SCHEDULE	OF SCHEDULE	RPI	RPI	RPI	RPI
DIV. I ONLY	12- 4	50	6-4	54	70	35	35	4	4	
DIV. I NON-CONF.	10- 1	19	4-1	93	96	22	22	3	3	
TOTALS	RPI 1-25	RPI 26-50	W-L RECORDS	RPI 51-100	RPI 101-150	RPI 150+				
12- 4	1- 2	0- 1	OVERALL	3- 1	3- 0	5- 0				
8- 0	1- 0	0- 0	HOME	2- 0	1- 0	4- 0				
1- 3	0- 2	0- 1	AWAY	0- 0	0- 0	1- 0				
3- 1	0- 0	0- 0	NEUTRAL	1- 1	2- 0	0- 0				
10- 1	1- 0	0- 0	NON-CONFERENCE	2- 1	3- 0	4- 0				
6- 0	1- 0	0- 0	HOME	1- 0	1- 0	3- 0				
1- 0	0- 0	0- 0	AWAY	0- 0	0- 0	1- 0				
3- 1	0- 0	0- 0	NEUTRAL	1- 1	2- 0	0- 0				
2- 3	0- 2	0- 1	CONFERENCE	1- 0	0- 0	1- 0				
2- 0	0- 0	0- 0	HOME	1- 0	0- 0	1- 0				
0- 3	0- 2	0- 1	AWAY	0- 0	0- 0	0- 0				
0- 0	0- 0	0- 0	NEUTRAL	0- 0	0- 0	0- 0				

RPI 1-25				RPI 26-50				Team's RPI: 35	RPI 51-100				RPI 101+			
RPI	S	Opponent	Score	RPI	S	Opponent	Score		RPI	S	Opponent	Score	RPI	S	Opponent	Score
16	A	NC State	69 76	42	A	Duke	67 72		63	H	North Carolina	76 70	107	H	Liberty	73 69
19	A	Florida St.	62 86						74	N	Georgia	72 77	122	N	Rice	54 45
24	H	Purdue	67 54						83	N	Belmont	60 58	148	N	Wichita St.	84 63
									85	H	Davidson	88 68	205	A	George Mason	77 58
													212	H	Saint Francis (PA)	105 41
													241	H	Gardner-Webb	87 65
													301	H	Pittsburgh	68 56
													306	H	UMES	86 43
LAST 10 Division I																
				42	A	Duke	67 72		148	N	Wichita St.	84 63				
				301	H	Pittsburgh	68 56		122	N	Rice	54 45				
				63	H	North Carolina	76 70		241	H	Gardner-Webb	87 65				
				16	A	NC State	69 76		24	H	Purdue	67 54				
				19	A	Florida St.	62 86		74	N	Georgia	72 77				

Non-Div I Games:

Virginia Tech

■ Loss, 
 ■ Non-Conf, S Site, 
 ■ Home 
 ■ Away 
 N Neutral

Average RPI Win:	138	WON-LOST	WINNING	LAST 10	STRENGTH OF	OPP. STRENGTH	TEAM	ADJ.	CONF.	ADJ CONF.
Average RPI Loss:	40	RECORD	PCT. RANK	GAMES	SCHEDULE	OF SCHEDULE	RPI	RPI	RPI	RPI
DIV. I ONLY	10- 7	125	6-4	8	67	36	36	2	2	
DIV. I NON-CONF.	7- 4	100	3-1	4	130	21	21	2	2	
TOTALS	RPI 1-25	RPI 26-50	W-L RECORDS	RPI 51-100	RPI 101-150	RPI 150+				
10- 7	1- 4	1- 1	OVERALL	3- 2	1- 0	4- 0				
4- 3	1- 2	0- 0	HOME	1- 1	0- 0	2- 0				
4- 3	0- 2	0- 0	AWAY	2- 1	1- 0	1- 0				
2- 1	0- 0	1- 1	NEUTRAL	0- 0	0- 0	1- 0				
7- 4	1- 2	1- 1	NON-CONFERENCE	1- 1	1- 0	3- 0				
2- 2	1- 1	0- 0	HOME	0- 1	0- 0	1- 0				
3- 1	0- 1	0- 0	AWAY	1- 0	1- 0	1- 0				
2- 1	0- 0	1- 1	NEUTRAL	0- 0	0- 0	1- 0				
3- 3	0- 2	0- 0	CONFERENCE	2- 1	0- 0	1- 0				
2- 1	0- 1	0- 0	HOME	1- 0	0- 0	1- 0				
1- 2	0- 1	0- 0	AWAY	1- 1	0- 0	0- 0				
0- 0	0- 0	0- 0	NEUTRAL	0- 0	0- 0	0- 0				

RPI S	Opponent	Score	RPI S	Opponent	Score	RPI S	Opponent	Score	RPI S	Opponent	Score
1	H Louisville	67 60	46	N UNI	64 46	57	H Michigan	78 69	123	A Cincinnati	78 73
3	H UConn	62 73	48	N South Dakota	53 68	66	A Minnesota	66 63	184	N Valparaiso	89 38
9	A Stanford	52 71				76	H Ohio	68 74	206	H Penn St.	80 70
20	A Maryland	62 72				98	A Michigan St.	65 68	255	H Radford	70 57
24	H Purdue	50 66				99	A Kent St.	75 65	341	A Sacramento St.	104 74
LAST 10 Division I											
98	A Michigan St.	65 68	24	H Purdue	50 66						
206	H Penn St.	80 70	341	A Sacramento St.	104 74						
57	H Michigan	78 69	9	A Stanford	52 71						
20	A Maryland	62 72	255	H Radford	70 57						
66	A Minnesota	66 63	1	H Louisville	67 60						

Non-Div I Games:

Ohio St.

■ Loss, 
 ■ Non-Conf, S Site, 
 ■ Home 
 ■ Away 
 N Neutral

Average RPI Win:	157	WON-LOST	WINNING	LAST 10	STRENGTH OF	OPP. STRENGTH	TEAM	ADJ.	CONF.	ADJ CONF.
Average RPI Loss:	36	RECORD	PCT. RANK	GAMES	SCHEDULE	OF SCHEDULE	RPI	RPI	RPI	RPI
DIV. I ONLY	12- 5	68	7-3	35	66	37	37	6	6	
DIV. I NON-CONF.	9- 2	39	4-0	83	112	45	45	6	6	
TOTALS	RPI 1-25	RPI 26-50	W-L RECORDS	RPI 51-100	RPI 101-150	RPI 150+				
12- 5	0- 4	0- 0	OVERALL	5- 0	1- 1	6- 0				
6- 2	0- 2	0- 0	HOME	4- 0	0- 0	2- 0				
5- 3	0- 2	0- 0	AWAY	1- 0	1- 1	3- 0				
1- 0	0- 0	0- 0	NEUTRAL	0- 0	0- 0	1- 0				
9- 2	0- 2	0- 0	NON-CONFERENCE	3- 0	0- 0	6- 0				
4- 2	0- 2	0- 0	HOME	2- 0	0- 0	2- 0				
4- 0	0- 0	0- 0	AWAY	1- 0	0- 0	3- 0				
1- 0	0- 0	0- 0	NEUTRAL	0- 0	0- 0	1- 0				
3- 3	0- 2	0- 0	CONFERENCE	2- 0	1- 1	0- 0				
2- 0	0- 0	0- 0	HOME	2- 0	0- 0	0- 0				
1- 3	0- 2	0- 0	AWAY	0- 0	1- 1	0- 0				
0- 0	0- 0	0- 0	NEUTRAL	0- 0	0- 0	0- 0				

RPI S	Opponent	Score	RPI S	Opponent	Score	RPI S	Opponent	Score	RPI S	Opponent	Score
13	H Northwestern	56 64				52	H St. John's (NY)	94 85	109	A Providence	60 50
14	A DePaul	71 89				56	H Seton Hall	81 60	117	A Butler	55 61
15	H Mississippi St.	68 74				71	H Illinois St.	58 41	169	A Saint Mary's (CA)	77 63
22	A Creighton	62 72				82	A South Dakota St.	65 58	176	A Green Bay	60 47
						83	H Belmont	53 51	214	N Tulsa	61 60
									280	A Milwaukee	78 56
									290	H Morgan St.	70 48
									307	H St. Francis Brooklyn	92 71
LAST 10 Division I											
117	A Butler	55 61	14	A DePaul	71 89						
56	H Seton Hall	81 60	83	H Belmont	53 51						
52	H St. John's (NY)	94 85	82	A South Dakota St.	65 58						
109	A Providence	60 50	280	A Milwaukee	78 56						
22	A Creighton	62 72	214	N Tulsa	61 60						

Non-Div I Games:

Marquette

■ Loss, 
■ Non-Conf, 
■ S Site, 
■ H Home 
■ A Away 
N Neutral

Average RPI Win: <b>125</b>	WON-LOST	WINNING	LAST 10	STRENGTH OF	OPP. STRENGTH	TEAM	ADJ.	CONF.	ADJ CONF.
Average RPI Loss: <b>101</b>	RECORD	PCT. RANK	GAMES	SCHEDULE	OF SCHEDULE	RPI	RPI	RPI	RPI
DIV. I ONLY	11- 6	87	6-4	57	23	38	38	13	13
DIV. I NON-CONF.	8- 3	68	3-1	99	5	29	29	13	13
TOTALS	RPI 1-25	RPI 26-50	W-L RECORDS	RPI 51-100	RPI 101-150	RPI 150+			
11- 6	1- 2	1- 1	OVERALL	4- 0	0- 1	5- 2			
6- 0	1- 0	1- 0	HOME	2- 0	0- 0	2- 0			
4- 6	0- 2	0- 1	AWAY	2- 0	0- 1	2- 2			
1- 0	0- 0	0- 0	NEUTRAL	0- 0	0- 0	1- 0			
8- 3	1- 2	1- 0	NON-CONFERENCE	2- 0	0- 0	4- 1			
4- 0	1- 0	1- 0	HOME	1- 0	0- 0	1- 0			
3- 3	0- 2	0- 0	AWAY	1- 0	0- 0	2- 1			
1- 0	0- 0	0- 0	NEUTRAL	0- 0	0- 0	1- 0			
3- 3	0- 0	0- 1	CONFERENCE	2- 0	0- 1	1- 1			
2- 0	0- 0	0- 0	HOME	1- 0	0- 0	1- 0			
1- 3	0- 0	0- 1	AWAY	1- 0	0- 1	0- 1			
0- 0	0- 0	0- 0	NEUTRAL	0- 0	0- 0	0- 0			

RPI 1-25				RPI 26-50				RPI 51-100				RPI 101+			
RPI	S	Opponent	Score	RPI	S	Opponent	Score	RPI	S	Opponent	Score	RPI	S	Opponent	Score
1	A	Louisville	56 <b>75</b>	26	H	Central Mich.	93 58	51	H	Middle Tenn.	71 63	122	A	Rice	65 <b>73</b>
23	H	Oklahoma	74 63	40	A	Old Dominion	65 <b>76</b>	60	A	Charlotte	60 56	156	H	UAB	69 65
24	A	Purdue	50 <b>67</b>					75	A	Ball St.	91 86	160	A	Samford	88 84
								83	H	Belmont	77 46	169	A	Saint Mary's (CA)	73 <b>80</b>
												203	H	Little Rock	77 58
												214	N	Tulsa	76 63
												249	A	North Texas	54 <b>61</b>
												322	A	Mercer	75 62
LAST 10 Division I															
60	A	Charlotte	60 56	249	A	North Texas	54 <b>61</b>								
40	A	Old Dominion	65 <b>76</b>	24	A	Purdue	50 <b>67</b>								
51	H	Middle Tenn.	71 63	160	A	Samford	88 84								
156	H	UAB	69 65	75	A	Ball St.	91 86								
122	A	Rice	65 <b>73</b>	23	H	Oklahoma	74 63								

Non-Div I Games:

Western Ky.

■ Loss, 
 ■ Non-Conf, S Site, 
 ■ Home 
 ■ Away 
 N Neutral

Average RPI Win:	168	WON-LOST	WINNING	LAST 10	STRENGTH OF	OPP. STRENGTH	TEAM	ADJ.	CONF.	ADJ CONF.
Average RPI Loss:	12	RECORD	PCT. RANK	GAMES	SCHEDULE	OF SCHEDULE	RPI	RPI	RPI	RPI
DIV. I ONLY	11- 5	74	6-4	17	54	39	39	3	3	
DIV. I NON-CONF.	9- 3	64	4-2	47	87	37	37	4	4	
TOTALS	RPI 1-25	RPI 26-50	W-L RECORDS	RPI 51-100	RPI 101-150	RPI 150+				
11- 5	0- 5	0- 0	OVERALL	2- 0	3- 0	6- 0				
8- 1	0- 1	0- 0	HOME	2- 0	2- 0	4- 0				
2- 2	0- 2	0- 0	AWAY	0- 0	0- 0	2- 0				
1- 2	0- 2	0- 0	NEUTRAL	0- 0	1- 0	0- 0				
9- 3	0- 3	0- 0	NON-CONFERENCE	1- 0	3- 0	5- 0				
7- 0	0- 0	0- 0	HOME	1- 0	2- 0	4- 0				
1- 1	0- 1	0- 0	AWAY	0- 0	0- 0	1- 0				
1- 2	0- 2	0- 0	NEUTRAL	0- 0	1- 0	0- 0				
2- 2	0- 2	0- 0	CONFERENCE	1- 0	0- 0	1- 0				
1- 1	0- 1	0- 0	HOME	1- 0	0- 0	0- 0				
1- 1	0- 1	0- 0	AWAY	0- 0	0- 0	1- 0				
0- 0	0- 0	0- 0	NEUTRAL	0- 0	0- 0	0- 0				

RPI 1-25				RPI 26-50				Team's RPI: 39				RPI 51-100				RPI 101+			
RPI	S	Opponent	Score	RPI	S	Opponent	Score	RPI	S	Opponent	Score	RPI	S	Opponent	Score	RPI	S	Opponent	Score
1	N	Louisville	48 69					67	H	Kansas	67 49	112	N	UT Arlington	60 47				
7	N	Oregon	72 89					100	H	Duquesne	84 41	118	H	Idaho	62 47				
12	A	Baylor	48 94									122	H	Rice	69 38				
17	A	Texas A&M	62 74									167	A	Kansas St.	70 63				
23	H	Oklahoma	75 77									193	H	Lamar University	74 53				
												214	A	Tulsa	78 48				
												239	H	Southern U.	72 59				
												243	H	Oral Roberts	78 44				
												278	H	Idaho St.	70 52				
LAST 10 Division I																			
167	A	Kansas St.	70 63	243	H	Oral Roberts	78 44												
12	A	Baylor	48 94	239	H	Southern U.	72 59												
23	H	Oklahoma	75 77	17	A	Texas A&M	62 74												
67	H	Kansas	67 49	112	N	UT Arlington	60 47												
100	H	Duquesne	84 41	1	N	Louisville	48 69												

Non-Div I Games:

Oklahoma St.

Old Dominion

Through Games Of Jan. 18, 2020

Average RPI Win:	168	WON-LOST	WINNING	LAST 10	STRENGTH OF	OPP. STRENGTH	TEAM	ADJ.	CONF.	ADJ CONF.
Average RPI Loss:	106	RECORD	PCT. RANK	GAMES	SCHEDULE	OF SCHEDULE	RPI	RPI	RPI	RPI
DIV. I ONLY	14- 3	24	8-2	128	120	40	40	13	13	
DIV. I NON-CONF.	10- 2	30	4-1	191	180	53	53	13	13	
TOTALS	RPI 1-25	RPI 26-50	W-L RECORDS	RPI 51-100	RPI 101-150	RPI 150+				
14- 3	0- 0	1- 1	OVERALL	2- 0	4- 1	7- 1				
9- 0	0- 0	1- 0	HOME	1- 0	2- 0	5- 0				
4- 3	0- 0	0- 1	AWAY	1- 0	1- 1	2- 1				
1- 0	0- 0	0- 0	NEUTRAL	0- 0	1- 0	0- 0				
10- 2	0- 0	0- 1	NON-CONFERENCE	0- 0	4- 1	6- 0				
6- 0	0- 0	0- 0	HOME	0- 0	2- 0	4- 0				
3- 2	0- 0	0- 1	AWAY	0- 0	1- 1	2- 0				
1- 0	0- 0	0- 0	NEUTRAL	0- 0	1- 0	0- 0				
4- 1	0- 0	1- 0	CONFERENCE	2- 0	0- 0	1- 1				
3- 0	0- 0	1- 0	HOME	1- 0	0- 0	1- 0				
1- 1	0- 0	0- 0	AWAY	1- 0	0- 0	0- 1				
0- 0	0- 0	0- 0	NEUTRAL	0- 0	0- 0	0- 0				

RPI 1-25				RPI 26-50				Team's RPI: 40				RPI 51-100				RPI 101+			
RPI	S	Opponent	Score	RPI	S	Opponent	Score	RPI	S	Opponent	Score	RPI	S	Opponent	Score	RPI	S	Opponent	Score
				28	A	Virginia	53 56					51	A	Middle Tenn.	67 56	118	N	Idaho	67 55
				38	H	Western Ky.	76 65					60	H	Charlotte	54 51	126	H	Campbell	59 44
																132	H	Richmond	73 51
																134	A	VCU	49 62
																139	A	Auburn	89 77
																151	A	William & Mary	69 58
																156	A	UAB	65 76
																175	H	Hampton	75 38
																213	H	Mt. St. Mary's	85 34
																245	H	Marshall	57 46
																264	H	Winthrop	68 44
																306	H	UMES	48 39
																339	A	Cal Poly	61 55
LAST 10 Division I																			
				245	H	Marshall	57 46					213	H	Mt. St. Mary's	85 34				
				38	H	Western Ky.	76 65					175	H	Hampton	75 38				
				60	H	Charlotte	54 51					132	H	Richmond	73 51				
				156	A	UAB	65 76					134	A	VCU	49 62				
				51	A	Middle Tenn.	67 56					306	H	UMES	48 39				

Non-Div I Games:

Old Dominion

Loss, Non-Conf, S Site, H Home A Away N Neutral



Average RPI Win:	123	WON-LOST	WINNING	LAST 10	STRENGTH OF	OPP. STRENGTH	TEAM	ADJ.	CONF.	ADJ CONF.
Average RPI Loss:	20	RECORD	PCT. RANK	GAMES	SCHEDULE	OF SCHEDULE	RPI	RPI	RPI	RPI
DIV. I ONLY	10- 7	125	5-5	2	53	41	41	4	4	
DIV. I NON-CONF.	8- 3	68	3-1	5	78	23	23	3	3	
TOTALS	RPI 1-25	RPI 26-50	W-L RECORDS	RPI 51-100	RPI 101-150	RPI 150+				
10- 7	0- 5	0- 1	OVERALL	5- 1	1- 0	4- 0				
9- 4	0- 4	0- 0	HOME	5- 0	0- 0	0- 0				
0- 3	0- 1	0- 1	AWAY	0- 1	0- 0	0- 0				
1- 0	0- 0	0- 0	NEUTRAL	0- 0	1- 0	0- 0				
8- 3	0- 3	0- 0	NON-CONFERENCE	3- 0	1- 0	4- 0				
7- 2	0- 2	0- 0	HOME	3- 0	0- 0	4- 0				
0- 1	0- 1	0- 0	AWAY	0- 0	0- 0	0- 0				
1- 0	0- 0	0- 0	NEUTRAL	0- 0	1- 0	0- 0				
2- 4	0- 2	0- 1	CONFERENCE	2- 1	0- 0	0- 0				
2- 2	0- 2	0- 0	HOME	2- 0	0- 0	0- 0				
0- 2	0- 0	0- 1	AWAY	0- 1	0- 0	0- 0				
0- 0	0- 0	0- 0	NEUTRAL	0- 0	0- 0	0- 0				

RPI 1-25				RPI 26-50				Team's RPI: 41				RPI 51-100				RPI 101+			
RPI	S	Opponent	Score	RPI	S	Opponent	Score	RPI	S	Opponent	Score	RPI	S	Opponent	Score	RPI	S	Opponent	Score
1	H	Louisville	41 87	27	A	Georgia Tech	54 61	54	H	IUPUI	74 65	103	N	N.C. A&T	68 67				
5	H	Oregon St.	53 75					59	H	Wake Forest	59 56	155	H	Jackson St.	83 68				
11	H	Indiana	45 58					62	H	Washington St.	74 68	189	H	Miami (OH)	80 62				
14	A	DePaul	83 89					63	A	North Carolina	58 78	196	H	Binghamton	79 56				
19	H	Florida St.	62 73					89	H	North Florida	78 55	231	H	UNC Asheville	75 46				
								91	H	Syracuse	77 62								
LAST 10 Division I																			
63	A	North Carolina	58 78	59	H	Wake Forest	59 56					62	H	Washington St.	74 68				
91	H	Syracuse	77 62									231	H	UNC Asheville	75 46				
1	H	Louisville	41 87									196	H	Binghamton	79 56				
19	H	Florida St.	62 73									11	H	Indiana	45 58				
27	A	Georgia Tech	54 61																

Non-Div I Games:

Miami (FL)

■ Loss, 
■ Non-Conf, S Site, 
■ Home 
■ Away 
N Neutral

Average RPI Win:	138	WON-LOST	WINNING	LAST 10	STRENGTH OF	OPP. STRENGTH	TEAM	ADJ.	CONF.	ADJ CONF.
Average RPI Loss:	27	RECORD	PCT. RANK	GAMES	SCHEDULE	OF SCHEDULE	RPI	RPI	RPI	RPI
DIV. I ONLY	9- 8	161	4-6	5	30	42	42	4	4	
DIV. I NON-CONF.	6- 5	151	1-3	2	137	26	26	3	3	
TOTALS	RPI 1-25	RPI 26-50	W-L RECORDS	RPI 51-100	RPI 101-150	RPI 150+				
9- 8	0- 4	1- 2	OVERALL	2- 2	3- 0	3- 0				
8- 2	0- 1	1- 0	HOME	2- 1	3- 0	2- 0				
1- 6	0- 3	0- 2	AWAY	0- 1	0- 0	1- 0				
0- 0	0- 0	0- 0	NEUTRAL	0- 0	0- 0	0- 0				
6- 5	0- 3	0- 1	NON-CONFERENCE	2- 1	1- 0	3- 0				
5- 1	0- 1	0- 0	HOME	2- 0	1- 0	2- 0				
1- 4	0- 2	0- 1	AWAY	0- 1	0- 0	1- 0				
0- 0	0- 0	0- 0	NEUTRAL	0- 0	0- 0	0- 0				
3- 3	0- 1	1- 1	CONFERENCE	0- 1	2- 0	0- 0				
3- 1	0- 0	1- 0	HOME	0- 1	2- 0	0- 0				
0- 2	0- 1	0- 1	AWAY	0- 0	0- 0	0- 0				
0- 0	0- 0	0- 0	NEUTRAL	0- 0	0- 0	0- 0				

RPI S	Opponent	Score	RPI S	Opponent	Score	Team's RPI: 42	RPI S	Opponent	Score	RPI S	Opponent	Score
1	A Louisville	55 60	28	A Virginia	63 66		58	A Nebraska	79 83	102	H Boston College	85 73
2	A South Carolina	46 89	34	A FGCU	56 78		59	H Wake Forest	58 60	121	H Penn	66 50
13	H Northwestern	42 63	35	H Virginia Tech	72 67		69	H Troy	99 85	125	H Notre Dame	50 47
17	A Texas A&M	58 79					85	H Davidson	82 52	192	A UNLV	57 45
										237	H High Point	93 57
										278	H Idaho St.	85 66
LAST 10 Division I												
125	H Notre Dame	50 47	34	A FGCU	56 78							
35	H Virginia Tech	72 67	2	A South Carolina	46 89							
28	A Virginia	63 66	102	H Boston College	85 73							
1	A Louisville	55 60	58	A Nebraska	79 83							
59	H Wake Forest	58 60	121	H Penn	66 50							

Non-Div I Games:

Duke

Average RPI Win:	155	WON-LOST	WINNING	LAST 10	STRENGTH OF	OPP. STRENGTH	TEAM	ADJ.	CONF.	ADJ CONF.
Average RPI Loss:	78	RECORD	PCT. RANK	GAMES	SCHEDULE	OF SCHEDULE	RPI	RPI	RPI	RPI
DIV. I ONLY	12- 3	35	8-2	131	31	43	43	14	14	
DIV. I NON-CONF.	9- 2	39	5-1	128	12	38	38	14	14	
TOTALS	RPI 1-25	RPI 26-50	W-L RECORDS	RPI 51-100	RPI 101-150	RPI 150+				
12- 3	0- 1	0- 1	OVERALL	3- 0	4- 0	5- 1				
7- 1	0- 1	0- 0	HOME	1- 0	3- 0	3- 0				
4- 2	0- 0	0- 1	AWAY	1- 0	1- 0	2- 1				
1- 0	0- 0	0- 0	NEUTRAL	1- 0	0- 0	0- 0				
9- 2	0- 1	0- 1	NON-CONFERENCE	3- 0	3- 0	3- 0				
5- 1	0- 1	0- 0	HOME	1- 0	2- 0	2- 0				
3- 1	0- 0	0- 1	AWAY	1- 0	1- 0	1- 0				
1- 0	0- 0	0- 0	NEUTRAL	1- 0	0- 0	0- 0				
3- 1	0- 0	0- 0	CONFERENCE	0- 0	1- 0	2- 1				
2- 0	0- 0	0- 0	HOME	0- 0	1- 0	1- 0				
1- 1	0- 0	0- 0	AWAY	0- 0	0- 0	1- 1				
0- 0	0- 0	0- 0	NEUTRAL	0- 0	0- 0	0- 0				

RPI 1-25				RPI 26-50				Team's RPI: 43	RPI 51-100				RPI 101+			
RPI	S	Opponent	Score	RPI	S	Opponent	Score		RPI	S	Opponent	Score	RPI	S	Opponent	Score
20	H	Maryland	68 70	28	A	Virginia	49 55		52	H	St. John's (NY)	76 73	107	H	Liberty	76 53
									72	N	UCF	46 43	108	H	Elon	61 48
									86	A	Villanova	56 52	138	H	Robert Morris	59 32
													143	A	George Washington	69 50
													151	H	William & Mary	84 70
													186	A	Towson	75 76
													223	A	UNCW	66 58
													234	A	Georgetown	66 59
													262	H	Delaware St.	83 64
													285	H	Longwood	93 53
LAST 10 Division I																
223	A	UNCW	66 58	143	A	George Washington	69 50									
186	A	Towson	75 76	262	H	Delaware St.	83 64									
108	H	Elon	61 48	72	N	UCF	46 43									
151	H	William & Mary	84 70	28	A	Virginia	49 55									
138	H	Robert Morris	59 32	107	H	Liberty	76 53									

Non-Div I Games:

James Madison

■ Loss, 
■ Non-Conf, S Site, 
■ Home 
■ Away 
N Neutral

Average RPI Win:	194	WON-LOST	WINNING	LAST 10	STRENGTH OF	OPP. STRENGTH	TEAM	ADJ.	CONF.	ADJ CONF.
Average RPI Loss:	7	RECORD	PCT. RANK	GAMES	SCHEDULE	OF SCHEDULE	RPI	RPI	RPI	RPI
DIV. I ONLY	14- 3	24	7-3	121	78	44	44	1	1	
DIV. I NON-CONF.	11- 0	1	4-0	326	250	77	77	1	1	
TOTALS	RPI 1-25	RPI 26-50	W-L RECORDS	RPI 51-100	RPI 101-150	RPI 150+				
14- 3	0- 3	1- 0	OVERALL	3- 0	0- 0	10- 0				
7- 2	0- 2	0- 0	HOME	0- 0	0- 0	7- 0				
7- 1	0- 1	1- 0	AWAY	3- 0	0- 0	3- 0				
0- 0	0- 0	0- 0	NEUTRAL	0- 0	0- 0	0- 0				
11- 0	0- 0	0- 0	NON-CONFERENCE	1- 0	0- 0	10- 0				
7- 0	0- 0	0- 0	HOME	0- 0	0- 0	7- 0				
4- 0	0- 0	0- 0	AWAY	1- 0	0- 0	3- 0				
0- 0	0- 0	0- 0	NEUTRAL	0- 0	0- 0	0- 0				
3- 3	0- 3	1- 0	CONFERENCE	2- 0	0- 0	0- 0				
0- 2	0- 2	0- 0	HOME	0- 0	0- 0	0- 0				
3- 1	0- 1	1- 0	AWAY	2- 0	0- 0	0- 0				
0- 0	0- 0	0- 0	NEUTRAL	0- 0	0- 0	0- 0				

RPI S	Opponent	Score	RPI S	Opponent	Score	Team's RPI: 44	RPI S	Opponent	Score	RPI S	Opponent	Score
5	H Oregon St.	61 63	32	A Arizona St.	58 53		61	A Texas	83 58	159	H North Dakota	74 42
7	H Oregon	64 71					62	A Washington St.	74 67	165	H Santa Clara	65 52
8	A UCLA	58 70					77	A Southern California	65 57	168	A Montana	77 42
										208	A UTEP	54 43
										236	H UC Riverside	70 27
										281	H UC Santa Barbara	61 42
										287	H Monmouth	86 34
										298	H Prairie View	83 48
										333	H Tennessee St.	77 42
										346	A Chicago St.	82 50
LAST 10 Division I												
62	A Washington St.	74 67	32	A Arizona St.	58 53		281	H UC Santa Barbara	61 42			
7	H Oregon	64 71					333	H Tennessee St.	77 42			
5	H Oregon St.	61 63					208	A UTEP	54 43			
8	A UCLA	58 70					287	H Monmouth	86 34			
77	A Southern California	65 57										

Non-Div I Games:

Arizona

Loss, Non-Conf, S Site, H Home A Away N Neutral

## Arkansas

Through Games Of Jan. 18, 2020

Average RPI Win:	173	WON-LOST	WINNING	LAST 10	STRENGTH OF	OPP. STRENGTH	TEAM	ADJ.	CONF.	ADJ CONF.
Average RPI Loss:	40	RECORD	PCT. RANK	GAMES	SCHEDULE	OF SCHEDULE	RPI	RPI	RPI	RPI
DIV. I ONLY	14- 3	24	8-2	126	51	45	45	5	5	
DIV. I NON-CONF.	12- 1	9	6-0	178	126	32	32	5	5	
TOTALS	RPI 1-25	RPI 26-50	W-L RECORDS	RPI 51-100	RPI 101-150	RPI 150+				
14- 3	0- 2	0- 0	OVERALL	2- 0	5- 1	7- 0				
11- 1	0- 1	0- 0	HOME	2- 0	2- 0	7- 0				
1- 2	0- 1	0- 0	AWAY	0- 0	1- 1	0- 0				
2- 0	0- 0	0- 0	NEUTRAL	0- 0	2- 0	0- 0				
12- 1	0- 0	0- 0	NON-CONFERENCE	2- 0	4- 1	6- 0				
10- 0	0- 0	0- 0	HOME	2- 0	2- 0	6- 0				
0- 1	0- 0	0- 0	AWAY	0- 0	0- 1	0- 0				
2- 0	0- 0	0- 0	NEUTRAL	0- 0	2- 0	0- 0				
2- 2	0- 2	0- 0	CONFERENCE	0- 0	1- 0	1- 0				
1- 1	0- 1	0- 0	HOME	0- 0	0- 0	1- 0				
1- 1	0- 1	0- 0	AWAY	0- 0	1- 0	0- 0				
0- 0	0- 0	0- 0	NEUTRAL	0- 0	0- 0	0- 0				

RPI 1-25				RPI 26-50				Team's RPI: 45				RPI 51-100				RPI 101+			
RPI	S	Opponent	Score	RPI	S	Opponent	Score	RPI	S	Opponent	Score	RPI	S	Opponent	Score	RPI	S	Opponent	Score
2	A	South Carolina	82 91									64	H	UT Martin	96 46	101	A	California	80 84
17	H	Texas A&M	77 84									83	H	Belmont	91 60	104	H	Stony Brook	88 58
																120	H	New Orleans	82 52
																131	N	Fordham	71 59
																133	N	Wisconsin	68 64
																139	A	Auburn	86 70
																158	H	Missouri	90 73
																167	H	Kansas St.	81 72
																203	H	Little Rock	86 53
																214	H	Tulsa	91 41
																243	H	Oral Roberts	96 64
																315	H	McNeese	101 58
																345	H	Northwestern St.	99 39
LAST 10 Division I																			
158	H	Missouri	90 73	203	H	Little Rock	86 53												
2	A	South Carolina	82 91	345	H	Northwestern St.	99 39												
139	A	Auburn	86 70	214	H	Tulsa	91 41												
17	H	Texas A&M	77 84	167	H	Kansas St.	81 72												
64	H	UT Martin	96 46	133	N	Wisconsin	68 64												

Non-Div I Games:

Arkansas

■ Loss, 
 ■ Non-Conf, S Site, 
 ■ Home 
 ■ Away 
 N Neutral

Average RPI Win:	158	WON-LOST	WINNING	LAST 10	STRENGTH OF	OPP. STRENGTH	TEAM	ADJ.	CONF.	ADJ CONF.
Average RPI Loss:	33	RECORD	PCT. RANK	GAMES	SCHEDULE	OF SCHEDULE	RPI	RPI	RPI	RPI
DIV. I ONLY	9- 5	98	5-5	103	2	46	46	7	7	
DIV. I NON-CONF.	7- 3	80	3-3	124	2	46	46	7	7	
<hr/>										
TOTALS	RPI 1-25	RPI 26-50	W-L RECORDS	RPI 51-100	RPI 101-150	RPI 150+				
9- 5	1- 2	0- 2	OVERALL	3- 1	1- 0	4- 0				
4- 0	1- 0	0- 0	HOME	1- 0	0- 0	2- 0				
5- 3	0- 2	0- 1	AWAY	2- 0	1- 0	2- 0				
0- 2	0- 0	0- 1	NEUTRAL	0- 1	0- 0	0- 0				
7- 3	1- 1	0- 1	NON-CONFERENCE	2- 1	1- 0	3- 0				
3- 0	1- 0	0- 0	HOME	1- 0	0- 0	1- 0				
4- 1	0- 1	0- 0	AWAY	1- 0	1- 0	2- 0				
0- 2	0- 0	0- 1	NEUTRAL	0- 1	0- 0	0- 0				
2- 2	0- 1	0- 1	CONFERENCE	1- 0	0- 0	1- 0				
1- 0	0- 0	0- 0	HOME	0- 0	0- 0	1- 0				
1- 2	0- 1	0- 1	AWAY	1- 0	0- 0	0- 0				
0- 0	0- 0	0- 0	NEUTRAL	0- 0	0- 0	0- 0				

RPI 1-25				RPI 26-50				Team's RPI: 46				RPI 51-100				RPI 101+			
RPI	S	Opponent	Score	RPI	S	Opponent	Score	RPI	S	Opponent	Score	RPI	S	Opponent	Score	RPI	S	Opponent	Score
4	A	Missouri St.	66 80	31	A	Drake	87 104	54	H	IUPUI	51 50	148	A	Wichita St.	61 50				
6	H	Iowa	88 66	36	N	Ohio St.	46 64	68	A	Southern Ill.	60 57	158	A	Missouri	78 73				
22	A	Creighton	54 57					70	N	Alabama	77 87	272	A	Omaha	81 45				
								87	A	Iowa St.	71 63	305	H	North Dakota St.	95 63				
												327	H	Evansville	76 60				
LAST 10 Division I																			
327	H	Evansville	76 60	54	H	IUPUI	51 50												
4	A	Missouri St.	66 80	272	A	Omaha	81 45												
68	A	Southern Ill.	60 57	22	A	Creighton	54 57												
31	A	Drake	87 104	36	N	Ohio St.	46 64												
87	A	Iowa St.	71 63	70	N	Alabama	77 87												

Non-Div I Games: Northwest Mo. St. 78 53

UNI

■ Loss, 
 ■ Non-Conf, S Site, 
 ■ Home 
 ■ Away 
 N Neutral

Average RPI Win:	202	WON-LOST	WINNING	LAST 10	STRENGTH OF	OPP. STRENGTH	TEAM	ADJ.	CONF.	ADJ CONF.
Average RPI Loss:	49	RECORD	PCT. RANK	GAMES	SCHEDULE	OF SCHEDULE	RPI	RPI	RPI	RPI
DIV. I ONLY	11- 3	39	8-2	106	194	47	47	8	8	
DIV. I NON-CONF.	10- 3	60	7-2	102	208	50	50	9	9	
TOTALS	RPI 1-25	RPI 26-50	W-L RECORDS	RPI 51-100	RPI 101-150	RPI 150+				
11- 3	0- 1	0- 0	OVERALL	2- 2	1- 0	8- 0				
6- 1	0- 0	0- 0	HOME	0- 1	1- 0	5- 0				
4- 2	0- 1	0- 0	AWAY	1- 1	0- 0	3- 0				
1- 0	0- 0	0- 0	NEUTRAL	1- 0	0- 0	0- 0				
10- 3	0- 1	0- 0	NON-CONFERENCE	2- 2	1- 0	7- 0				
5- 1	0- 0	0- 0	HOME	0- 1	1- 0	4- 0				
4- 2	0- 1	0- 0	AWAY	1- 1	0- 0	3- 0				
1- 0	0- 0	0- 0	NEUTRAL	1- 0	0- 0	0- 0				
1- 0	0- 0	0- 0	CONFERENCE	0- 0	0- 0	1- 0				
1- 0	0- 0	0- 0	HOME	0- 0	0- 0	1- 0				
0- 0	0- 0	0- 0	AWAY	0- 0	0- 0	0- 0				
0- 0	0- 0	0- 0	NEUTRAL	0- 0	0- 0	0- 0				

RPI	S	Opponent	Score	RPI	S	Opponent	Score	Team's RPI: 47	RPI	S	Opponent	Score	RPI	S	Opponent	Score
8	A	UCLA	65 100						52	H	St. John's (NY)	66 80	109	H	Providence	82 79
									63	A	North Carolina	66 63	163	A	Northeastern	78 63
									88	A	Colgate	67 70	210	H	Quinnipiac	63 59
									94	N	Fresno St.	87 67	226	A	UMass Lowell	67 59
													229	H	Brown	79 72
													254	A	LMU (CA)	81 65
													270	H	Wagner	87 68
													277	H	Sacred Heart	87 40
													322	H	Mercer	68 60
LAST 10 Division I																
229	H	Brown	79 72	52	H	St. John's (NY)	66 80		254	A	LMU (CA)	81 65				
322	H	Mercer	68 60						94	N	Fresno St.	87 67				
270	H	Wagner	87 68						8	A	UCLA	65 100				
63	A	North Carolina	66 63						163	A	Northeastern	78 63				
277	H	Sacred Heart	87 40													

Non-Div I Games:

Yale

■ Loss, 
 ■ Non-Conf, 
 S Site, 
 ■ Home 
 ■ Away 
 N Neutral

Average RPI Win: 188		WON-LOST		WINNING		LAST 10		STRENGTH OF		OPP. STRENGTH		TEAM		ADJ.		CONF.		ADJ CONF.	
Average RPI Loss: 3		RECORD		PCT. RANK		GAMES		SCHEDULE		OF SCHEDULE		RPI		RPI		RPI		RPI	
DIV. I ONLY		15- 2		13		9-1		240		17		48		48		20		20	
DIV. I NON-CONF.		10- 2		30		4-1		108		3		27		27		19		19	
TOTALS		RPI 1-25		RPI 26-50		W-L RECORDS		RPI 51-100		RPI 101-150		RPI 150+							
15- 2		1- 2		2- 0		OVERALL		0- 0		1- 0		11- 0							
7- 1		1- 1		1- 0		HOME		0- 0		0- 0		5- 0							
6- 1		0- 1		0- 0		AWAY		0- 0		1- 0		5- 0							
2- 0		0- 0		1- 0		NEUTRAL		0- 0		0- 0		1- 0							
10- 2		1- 2		2- 0		NON-CONFERENCE		0- 0		1- 0		6- 0							
5- 1		1- 1		1- 0		HOME		0- 0		0- 0		3- 0							
3- 1		0- 1		0- 0		AWAY		0- 0		1- 0		2- 0							
2- 0		0- 0		1- 0		NEUTRAL		0- 0		0- 0		1- 0							
5- 0		0- 0		0- 0		CONFERENCE		0- 0		0- 0		5- 0							
2- 0		0- 0		0- 0		HOME		0- 0		0- 0		2- 0							
3- 0		0- 0		0- 0		AWAY		0- 0		0- 0		3- 0							
0- 0		0- 0		0- 0		NEUTRAL		0- 0		0- 0		0- 0							

RPI 1-25				RPI 26-50				Team's RPI: 48				RPI 51-100				RPI 101+			
RPI	S	Opponent	Score	RPI	S	Opponent	Score	RPI	S	Opponent	Score	RPI	S	Opponent	Score	RPI	S	Opponent	Score
2	A	South Carolina	60 73	31	H	Drake	102 94					110	A	Utah	84 81				
4	H	Missouri St.	66 74	36	N	Ohio St.	68 53					158	H	Missouri	72 56				
22	H	Creighton	72 65									163	A	Northeastern	80 76				
												168	H	Montana	96 64				
												176	A	Green Bay	66 60				
												190	N	Northern Ill.	91 48				
												218	A	Western Ill.	96 65				
												272	H	Omaha	77 44				
												296	H	Denver	104 61				
												305	A	North Dakota St.	80 36				
												329	A	Purdue Fort Wayne	62 41				
												343	H	Coppin St.	82 44				

LAST 10 Division I							
305	A	North Dakota St.	80 36	2	A	South Carolina	60 73
272	H	Omaha	77 44	168	H	Montana	96 64
296	H	Denver	104 61	343	H	Coppin St.	82 44
329	A	Purdue Fort Wayne	62 41	22	H	Creighton	72 65
218	A	Western Ill.	96 65	190	N	Northern Ill.	91 48

Non-Div I Games: Mt. Marty 110 39

South Dakota



Average RPI Win:	157	WON-LOST	WINNING	LAST 10	STRENGTH OF	OPP. STRENGTH	TEAM	ADJ.	CONF.	ADJ CONF.
Average RPI Loss:	51	RECORD	PCT. RANK	GAMES	SCHEDULE	OF SCHEDULE	RPI	RPI	RPI	RPI
DIV. I ONLY	11- 6	87	7-3	33	40	49	49	9	9	
DIV. I NON-CONF.	7- 5	130	3-3	24	53	63	63	8	8	
TOTALS	RPI 1-25	RPI 26-50	W-L RECORDS	RPI 51-100	RPI 101-150	RPI 150+				
11- 6	0- 3	0- 1	OVERALL	4- 1	1- 0	6- 1				
6- 3	0- 2	0- 1	HOME	3- 0	0- 0	3- 0				
5- 1	0- 0	0- 0	AWAY	1- 0	1- 0	3- 1				
0- 2	0- 1	0- 0	NEUTRAL	0- 1	0- 0	0- 0				
7- 5	0- 2	0- 1	NON-CONFERENCE	3- 1	0- 0	4- 1				
4- 2	0- 1	0- 1	HOME	2- 0	0- 0	2- 0				
3- 1	0- 0	0- 0	AWAY	1- 0	0- 0	2- 1				
0- 2	0- 1	0- 0	NEUTRAL	0- 1	0- 0	0- 0				
4- 1	0- 1	0- 0	CONFERENCE	1- 0	1- 0	2- 0				
2- 1	0- 1	0- 0	HOME	1- 0	0- 0	1- 0				
2- 0	0- 0	0- 0	AWAY	0- 0	1- 0	1- 0				
0- 0	0- 0	0- 0	NEUTRAL	0- 0	0- 0	0- 0				

RPI 1-25				RPI 26-50				Team's RPI: 49				RPI 51-100				RPI 101+			
RPI	S	Opponent	Score	RPI	S	Opponent	Score	RPI	S	Opponent	Score	RPI	S	Opponent	Score	RPI	S	Opponent	Score
2	H	South Carolina	71 78	34	H	FGCU	67 93	55	A	Bucknell	72 61	146	A	Houston	61 58				
3	H	UConn	54 83					63	N	North Carolina	58 71	183	A	Saint Joseph's	63 67				
22	N	Creighton	59 69					80	H	South Fla.	69 66	186	A	Towson	74 59				
								86	H	Villanova	74 69	198	A	La Salle	72 69				
								100	H	Duquesne	85 72	204	H	SMU	85 62				
												214	A	Tulsa	74 65				
												219	H	Xavier	78 65				
												244	H	Fairfield	77 59				
LAST 10 Division I																			
80	H	South Fla.	69 66	34	H	FGCU	67 93	86	H	Villanova	74 69	2	H	South Carolina	71 78				
204	H	SMU	85 62	86	H	Villanova	74 69	186	A	Towson	74 59	22	N	Creighton	59 69				
146	A	Houston	61 58																
214	A	Tulsa	74 65																
198	A	La Salle	72 69																

Non-Div I Games:

Temple

Loss, Non-Conf, S Site, H Home A Away N Neutral

## Colorado

Through Games Of Jan. 18, 2020

Average RPI Win:	192	WON-LOST	WINNING	LAST 10	STRENGTH OF	OPP. STRENGTH	TEAM	ADJ.	CONF.	ADJ CONF.
Average RPI Loss:	33	RECORD	PCT. RANK	GAMES	SCHEDULE	OF SCHEDULE	RPI	RPI	RPI	RPI
DIV. I ONLY	13- 4	43	6-4	111	62	50	50	1	1	
DIV. I NON-CONF.	11- 0	1	4-0	288	160	55	55	1	1	
TOTALS	RPI 1-25	RPI 26-50	W-L RECORDS	RPI 51-100	RPI 101-150	RPI 150+				
13- 4	0- 3	0- 0	OVERALL	2- 0	3- 1	8- 0				
7- 2	0- 1	0- 0	HOME	2- 0	1- 1	4- 0				
5- 2	0- 2	0- 0	AWAY	0- 0	2- 0	3- 0				
1- 0	0- 0	0- 0	NEUTRAL	0- 0	0- 0	1- 0				
11- 0	0- 0	0- 0	NON-CONFERENCE	1- 0	2- 0	8- 0				
6- 0	0- 0	0- 0	HOME	1- 0	1- 0	4- 0				
4- 0	0- 0	0- 0	AWAY	0- 0	1- 0	3- 0				
1- 0	0- 0	0- 0	NEUTRAL	0- 0	0- 0	1- 0				
2- 4	0- 3	0- 0	CONFERENCE	1- 0	1- 1	0- 0				
1- 2	0- 1	0- 0	HOME	1- 0	0- 1	0- 0				
1- 2	0- 2	0- 0	AWAY	0- 0	1- 0	0- 0				
0- 0	0- 0	0- 0	NEUTRAL	0- 0	0- 0	0- 0				

RPI 1-25				RPI 26-50				Team's RPI: 50				RPI 51-100				RPI 101+			
RPI	S	Opponent	Score	RPI	S	Opponent	Score	RPI	S	Opponent	Score	RPI	S	Opponent	Score	RPI	S	Opponent	Score
5	A	Oregon St.	60 72									77	H	Southern California	66 53	110	A	Utah	80 70
7	A	Oregon	46 104									92	H	Texas Southern	74 50	110	H	Utah	69 84
8	H	UCLA	62 65													128	A	Tulane	62 52
																133	H	Wisconsin	74 57
																156	N	UAB	77 69
																216	H	Jacksonville	66 44
																219	A	Xavier	62 53
																220	A	Wyoming	66 56
																257	A	Colorado St.	79 75
																271	H	Indiana St.	59 46
																296	H	Denver	96 70
																325	H	NJIT	80 57
LAST 10 Division I																			
110	H	Utah	69 84	110	A	Utah	80 70												
8	H	UCLA	62 65	128	A	Tulane	62 52												
77	H	Southern California	66 53	156	N	UAB	77 69												
5	A	Oregon St.	60 72	296	H	Denver	96 70												
7	A	Oregon	46 104	219	A	Xavier	62 53												

Non-Div I Games:

Colorado

■ Loss, 
 ■ Non-Conf, S Site, 
 ■ Home 
 ■ Away 
 N Neutral

## Middle Tenn.

Through Games Of Jan. 18, 2020

Average RPI Win:	170	WON-LOST	WINNING	LAST 10	STRENGTH OF	OPP. STRENGTH	TEAM	ADJ.	CONF.	ADJ CONF.
Average RPI Loss:	37	RECORD	PCT. RANK	GAMES	SCHEDULE	OF SCHEDULE	RPI	RPI	RPI	RPI
DIV. I ONLY	12- 6	78	7-3	39	75	51	51	13	13	
DIV. I NON-CONF.	8- 4	90	3-1	21	41	41	41	13	13	
TOTALS	RPI 1-25	RPI 26-50	W-L RECORDS	RPI 51-100	RPI 101-150	RPI 150+				
12- 6	0- 2	1- 3	OVERALL	1- 1	5- 0	5- 0				
8- 2	0- 1	1- 1	HOME	1- 0	3- 0	3- 0				
3- 2	0- 0	0- 1	AWAY	0- 1	1- 0	2- 0				
1- 2	0- 1	0- 1	NEUTRAL	0- 0	1- 0	0- 0				
8- 4	0- 2	1- 1	NON-CONFERENCE	0- 1	5- 0	2- 0				
5- 1	0- 1	1- 0	HOME	0- 0	3- 0	1- 0				
2- 1	0- 0	0- 0	AWAY	0- 1	1- 0	1- 0				
1- 2	0- 1	0- 1	NEUTRAL	0- 0	1- 0	0- 0				
4- 2	0- 0	0- 2	CONFERENCE	1- 0	0- 0	3- 0				
3- 1	0- 0	0- 1	HOME	1- 0	0- 0	2- 0				
1- 1	0- 0	0- 1	AWAY	0- 0	0- 0	1- 0				
0- 0	0- 0	0- 0	NEUTRAL	0- 0	0- 0	0- 0				

RPI 1-25				RPI 26-50				RPI 51-100				Team's RPI: 51	RPI 101+			
RPI	S	Opponent	Score	RPI	S	Opponent	Score	RPI	S	Opponent	Score		RPI	S	Opponent	Score
10	N	Gonzaga	50 62	30	H	TCU	82 70	60	H	Charlotte	83 59		128	A	Tulane	64 62
18	H	Kentucky	52 67	32	N	Arizona St.	60 61	83	A	Belmont	57 68		134	H	VCU	86 63
				38	A	Western Ky.	63 71						139	N	Auburn	73 50
				40	H	Old Dominion	56 67						142	H	Tennessee Tech	64 58
													149	H	Furman	78 62
													191	H	Fla. Atlantic	81 66
													245	A	Marshall	75 55
													258	A	East Carolina	68 66
													259	H	Lipscomb	70 49
													308	H	FIU	72 56
LAST 10 Division I																
				308	H	FIU	72 56	40	H	Old Dominion	56 67					
				191	H	Fla. Atlantic	81 66	30	H	TCU	82 70					
				38	A	Western Ky.	63 71	134	H	VCU	86 63					
				245	A	Marshall	75 55	83	A	Belmont	57 68					
				60	H	Charlotte	83 59	259	H	Lipscomb	70 49					

Non-Div I Games:

Middle Tenn.

■ Loss, 
■ Non-Conf, S Site, 
■ Home 
■ Away 
N Neutral

Average RPI Win:	175	WON-LOST	WINNING	LAST 10	STRENGTH OF	OPP. STRENGTH	TEAM	ADJ.	CONF.	ADJ CONF.
Average RPI Loss:	64	RECORD	PCT. RANK	GAMES	SCHEDULE	OF SCHEDULE	RPI	RPI	RPI	RPI
DIV. I ONLY	11- 7	113	6-4	48	86	52	52	6	6	
DIV. I NON-CONF.	7- 4	100	2-1	25	173	42	42	6	6	
TOTALS	RPI 1-25	RPI 26-50	W-L RECORDS	RPI 51-100	RPI 101-150	RPI 150+				
11- 7	0- 2	1- 2	OVERALL	1- 2	3- 0	6- 1				
7- 1	0- 0	0- 0	HOME	1- 1	2- 0	4- 0				
4- 5	0- 2	1- 2	AWAY	0- 0	1- 0	2- 1				
0- 1	0- 0	0- 0	NEUTRAL	0- 1	0- 0	0- 0				
7- 4	0- 1	1- 1	NON-CONFERENCE	1- 1	1- 0	4- 1				
5- 0	0- 0	0- 0	HOME	1- 0	1- 0	3- 0				
2- 3	0- 1	1- 1	AWAY	0- 0	0- 0	1- 1				
0- 1	0- 0	0- 0	NEUTRAL	0- 1	0- 0	0- 0				
4- 3	0- 1	0- 1	CONFERENCE	0- 1	2- 0	2- 0				
2- 1	0- 0	0- 0	HOME	0- 1	1- 0	1- 0				
2- 2	0- 1	0- 1	AWAY	0- 0	1- 0	1- 0				
0- 0	0- 0	0- 0	NEUTRAL	0- 0	0- 0	0- 0				

RPI 1-25				RPI 26-50				RPI 51-100 Team's RPI: 52				RPI 101+			
RPI	S	Opponent	Score	RPI	S	Opponent	Score	RPI	S	Opponent	Score	RPI	S	Opponent	Score
14	A	DePaul	69 74	37	A	Marquette	85 94	54	N	IUPUI	78 85	109	H	Providence	64 58
19	A	Florida St.	70 74	43	A	James Madison	73 76	59	H	Wake Forest	82 74	117	A	Butler	67 42
				47	A	Yale	80 66	86	H	Villanova	62 67	119	H	Massachusetts	82 71
												192	A	UNLV	75 79
												219	A	Xavier	75 67
												234	H	Georgetown	71 54
												240	H	Lafayette	76 44
												244	H	Fairfield	71 69
												267	H	Army West Point	96 60
												268	A	St. Bonaventure	68 56
LAST 10 Division I															
				109	H	Providence	64 58					117	A	Butler	67 42
				14	A	DePaul	69 74					219	A	Xavier	75 67
				37	A	Marquette	85 94					244	H	Fairfield	71 69
				86	H	Villanova	62 67					19	A	Florida St.	70 74
				234	H	Georgetown	71 54					267	H	Army West Point	96 60

Non-Div I Games:

St. John's (NY)

Vanderbilt

Through Games Of Jan. 18, 2020

Average RPI Win:	188	WON-LOST	WINNING	LAST 10	STRENGTH OF	OPP. STRENGTH	TEAM	ADJ.	CONF.	ADJ CONF.
Average RPI Loss:	44	RECORD	PCT. RANK	GAMES	SCHEDULE	OF SCHEDULE	RPI	RPI	RPI	RPI
DIV. I ONLY	12- 5	68	7-3	46	116	53	53	5	5	
DIV. I NON-CONF.	10- 3	60	5-1	69	231	60	60	5	5	
TOTALS	RPI 1-25	RPI 26-50	W-L RECORDS	RPI 51-100	RPI 101-150	RPI 150+				
12- 5	0- 3	0- 0	OVERALL	3- 1	3- 1	6- 0				
8- 2	0- 2	0- 0	HOME	1- 0	3- 0	4- 0				
3- 1	0- 0	0- 0	AWAY	2- 0	0- 1	1- 0				
1- 2	0- 1	0- 0	NEUTRAL	0- 1	0- 0	1- 0				
10- 3	0- 2	0- 0	NON-CONFERENCE	2- 1	2- 0	6- 0				
7- 1	0- 1	0- 0	HOME	1- 0	2- 0	4- 0				
2- 0	0- 0	0- 0	AWAY	1- 0	0- 0	1- 0				
1- 2	0- 1	0- 0	NEUTRAL	0- 1	0- 0	1- 0				
2- 2	0- 1	0- 0	CONFERENCE	1- 0	1- 1	0- 0				
1- 1	0- 1	0- 0	HOME	0- 0	1- 0	0- 0				
1- 1	0- 0	0- 0	AWAY	1- 0	0- 1	0- 0				
0- 0	0- 0	0- 0	NEUTRAL	0- 0	0- 0	0- 0				

RPI 1-25				RPI 26-50				RPI 51-100 Team's RPI: 53				RPI 101+			
RPI	S	Opponent	Score	RPI	S	Opponent	Score	RPI	S	Opponent	Score	RPI	S	Opponent	Score
2	H	South Carolina	57 93					56	N	Seton Hall	65 69	136	A	Florida	60 68
3	H	UConn	51 64					74	A	Georgia	63 55	139	H	Auburn	77 55
25	N	Rutgers	56 62					93	H	Saint Louis	62 50	142	H	Tennessee Tech	75 61
								96	A	Washington	76 74	149	H	Furman	74 46
												152	H	Columbia	72 51
												253	H	Eastern Ky.	75 69
												255	H	Radford	80 46
												265	N	UC Irvine	76 63
												303	H	Jacksonville St.	88 66
												333	A	Tennessee St.	106 55
LAST 10 Division I															
2	H	South Carolina	57 93	96	A	Washington	76 74								
74	A	Georgia	63 55	265	N	UC Irvine	76 63								
136	A	Florida	60 68	253	H	Eastern Ky.	75 69								
139	H	Auburn	77 55	142	H	Tennessee Tech	75 61								
152	H	Columbia	72 51	56	N	Seton Hall	65 69								

Non-Div I Games:

Vanderbilt

Loss, Non-Conf, S Site, H Home A Away N Neutral

IUPUI				STRENGTH OF SCHEDULE	OPP. STRENGTH OF SCHEDULE	TEAM RPI	ADJ. RPI	CONF. RPI	ADJ CONF. RPI
Average RPI Win:	170	WON-LOST RECORD	WINNING PCT. RANK						
Average RPI Loss:	84		LAST 10 GAMES						
DIV. I ONLY	11- 6	87	7-3	79	128	54	54	19	19
DIV. I NON-CONF.	5- 5	164	1-2	43	17	65	65	18	18
-----									
TOTALS	RPI 1-25	RPI 26-50	W-L RECORDS	RPI 51-100	RPI 101-150	RPI 150+			
11- 6	0- 0	0- 2	OVERALL	3- 2	2- 1	6- 1			
7- 0	0- 0	0- 0	HOME	2- 0	1- 0	4- 0			
2- 6	0- 0	0- 2	AWAY	0- 2	0- 1	2- 1			
2- 0	0- 0	0- 0	NEUTRAL	1- 0	1- 0	0- 0			
5- 5	0- 0	0- 2	NON-CONFERENCE	3- 2	1- 1	1- 0			
3- 0	0- 0	0- 0	HOME	2- 0	0- 0	1- 0			
0- 5	0- 0	0- 2	AWAY	0- 2	0- 1	0- 0			
2- 0	0- 0	0- 0	NEUTRAL	1- 0	1- 0	0- 0			
6- 1	0- 0	0- 0	CONFERENCE	0- 0	1- 0	5- 1			
4- 0	0- 0	0- 0	HOME	0- 0	1- 0	3- 0			
2- 1	0- 0	0- 0	AWAY	0- 0	0- 0	2- 1			
0- 0	0- 0	0- 0	NEUTRAL	0- 0	0- 0	0- 0			

RPI 1-25				RPI 26-50				RPI 51-100				Team's RPI: 54	RPI 101+			
RPI	S	Opponent	Score	RPI	S	Opponent	Score	RPI	S	Opponent	Score		RPI	S	Opponent	Score
				41	A	Miami (FL)	65 74	52	N	St. John's (NY)	85 78		108	N	Elon	59 53
				46	A	UNI	50 51	64	A	UT Martin	51 57		117	A	Butler	61 64
								68	H	Southern Ill.	81 78		137	H	Wright St.	80 60
								75	H	Ball St.	65 48		161	A	Youngstown St.	73 75
								76	A	Ohio	64 70		176	A	Green Bay	54 42
													188	A	Cleveland St.	78 53
													227	H	Northern Ky.	89 61
													253	H	Eastern Ky.	72 42
													269	H	Oakland	76 41
													312	H	Detroit Mercy	82 45
-----																
LAST 10 Division I																
				176	A	Green Bay	54 42	188	A	Cleveland St.	78 53					
				137	H	Wright St.	80 60	161	A	Youngstown St.	73 75					
				227	H	Northern Ky.	89 61	253	H	Eastern Ky.	72 42					
				312	H	Detroit Mercy	82 45	46	A	UNI	50 51					
				269	H	Oakland	76 41	76	A	Ohio	64 70					

Non-Div I Games: Ind.-Northwest 103 45

IUPUI

■ Loss, 
 ■ Non-Conf, S Site, 
 ■ Home 
 ■ Away 
 N Neutral

Average RPI Win:	202	WON-LOST	WINNING	LAST 10	STRENGTH OF	OPP. STRENGTH	TEAM	ADJ.	CONF.	ADJ CONF.
Average RPI Loss:	98	RECORD	PCT. RANK	GAMES	SCHEDULE	OF SCHEDULE	RPI	RPI	RPI	RPI
DIV. I ONLY	13- 4	43	9-1	145	164	55	55	15	15	
DIV. I NON-CONF.	7- 4	100	3-1	140	154	86	86	15	15	
TOTALS	RPI 1-25	RPI 26-50	W-L RECORDS	RPI 51-100	RPI 101-150	RPI 150+				
13- 4	0- 0	0- 2	OVERALL	1- 0	3- 1	9- 1				
5- 1	0- 0	0- 1	HOME	1- 0	0- 0	4- 0				
6- 3	0- 0	0- 1	AWAY	0- 0	2- 1	4- 1				
2- 0	0- 0	0- 0	NEUTRAL	0- 0	1- 0	1- 0				
7- 4	0- 0	0- 2	NON-CONFERENCE	1- 0	1- 1	5- 1				
3- 1	0- 0	0- 1	HOME	1- 0	0- 0	2- 0				
2- 3	0- 0	0- 1	AWAY	0- 0	0- 1	2- 1				
2- 0	0- 0	0- 0	NEUTRAL	0- 0	1- 0	1- 0				
6- 0	0- 0	0- 0	CONFERENCE	0- 0	2- 0	4- 0				
2- 0	0- 0	0- 0	HOME	0- 0	0- 0	2- 0				
4- 0	0- 0	0- 0	AWAY	0- 0	2- 0	2- 0				
0- 0	0- 0	0- 0	NEUTRAL	0- 0	0- 0	0- 0				

RPI 1-25				RPI 26-50				RPI 51-100				Team's RPI: 55		RPI 101+			
RPI	S	Opponent	Score	RPI	S	Opponent	Score	RPI	S	Opponent	Score			RPI	S	Opponent	Score
				28	A	Virginia	60 84	84	H	Drexel	60 49			104	A	Stony Brook	73 78
				49	H	Temple	61 72							105	A	Lehigh	71 50
														123	N	Cincinnati	56 48
														135	A	Holy Cross	51 40
														197	H	American	68 43
														205	A	George Mason	64 51
														210	A	Quinnipiac	69 76
														212	A	Saint Francis (PA)	70 46
														233	N	Howard	70 60
														240	H	Lafayette	50 36
														267	A	Army West Point	63 52
														268	H	St. Bonaventure	68 60
														275	A	Navy	61 34
														287	H	Monmouth	71 37
LAST 10 Division I																	
				105	A	Lehigh	71 50	267	A	Army West Point	63 52						
				197	H	American	68 43	104	A	Stony Brook	73 78						
				135	A	Holy Cross	51 40	212	A	Saint Francis (PA)	70 46						
				275	A	Navy	61 34	84	H	Drexel	60 49						
				240	H	Lafayette	50 36	205	A	George Mason	64 51						

Non-Div I Games:

Bucknell

Average RPI Win: <b>175</b>	WON-LOST	WINNING	LAST 10	STRENGTH OF	OPP. STRENGTH	TEAM	ADJ.	CONF.	ADJ CONF.
Average RPI Loss: <b>42</b>	RECORD	PCT. RANK	GAMES	SCHEDULE	OF SCHEDULE	RPI	RPI	RPI	RPI
DIV. I ONLY	11- 7	113	6-4	31	61	56	56	6	6
DIV. I NON-CONF.	7- 4	100	2-1	20	102	61	61	6	6
TOTALS	RPI 1-25	RPI 26-50	W-L RECORDS	RPI 51-100	RPI 101-150	RPI 150+			
11- 7	1- 3	0- 2	OVERALL	1- 1	2- 1	7- 0			
6- 3	1- 2	0- 0	HOME	0- 1	1- 0	4- 0			
3- 3	0- 1	0- 1	AWAY	0- 0	1- 1	2- 0			
2- 1	0- 0	0- 1	NEUTRAL	1- 0	0- 0	1- 0			
7- 4	0- 2	0- 1	NON-CONFERENCE	1- 0	1- 1	5- 0			
4- 2	0- 2	0- 0	HOME	0- 0	1- 0	3- 0			
1- 1	0- 0	0- 0	AWAY	0- 0	0- 1	1- 0			
2- 1	0- 0	0- 1	NEUTRAL	1- 0	0- 0	1- 0			
4- 3	1- 1	0- 1	CONFERENCE	0- 1	1- 0	2- 0			
2- 1	1- 0	0- 0	HOME	0- 1	0- 0	1- 0			
2- 2	0- 1	0- 1	AWAY	0- 0	1- 0	1- 0			
0- 0	0- 0	0- 0	NEUTRAL	0- 0	0- 0	0- 0			

RPI 1-25				RPI 26-50				RPI 51-100				Team's RPI: 56	RPI 101+			
RPI	S	Opponent	Score	RPI	S	Opponent	Score	RPI	S	Opponent	Score		RPI	S	Opponent	Score
3	H	UConn	78 <b>92</b>	27	N	Georgia Tech	54 <b>79</b>	53	N	Vanderbilt	69 65		105	A	Lehigh	68 <b>75</b>
14	A	DePaul	68 <b>85</b>	37	A	Marquette	60 <b>81</b>	86	H	Villanova	55 <b>61</b>		117	A	Butler	67 62
21	H	Princeton	76 <b>78</b>										134	H	VCU	53 33
22	H	Creighton	82 70										183	N	Saint Joseph's	55 39
													202	A	Iona	89 37
													219	A	Xavier	83 61
													234	H	Georgetown	79 60
													240	H	Lafayette	74 50
													244	H	Fairfield	74 44
													277	H	Sacred Heart	95 69
LAST 10 Division I																
22	H	Creighton	82 70	219	A	Xavier	83 61									
37	A	Marquette	60 <b>81</b>	117	A	Butler	67 62									
14	A	DePaul	68 <b>85</b>	240	H	Lafayette	74 50									
234	H	Georgetown	79 60	202	A	Iona	89 37									
86	H	Villanova	55 <b>61</b>	3	H	UConn	78 <b>92</b>									

Non-Div I Games:

Seton Hall



Average RPI Win:	170	WON-LOST	WINNING	LAST 10	STRENGTH OF	OPP. STRENGTH	TEAM	ADJ.	CONF.	ADJ CONF.
Average RPI Loss:	44	RECORD	PCT. RANK	GAMES	SCHEDULE	OF SCHEDULE	RPI	RPI	RPI	RPI
DIV. I ONLY	12- 5	68	6-4	69	64	57	57	2	2	
DIV. I NON-CONF.	9- 2	39	3-1	113	140	58	58	2	2	
TOTALS	RPI 1-25	RPI 26-50	W-L RECORDS	RPI 51-100	RPI 101-150	RPI 150+				
12- 5	0- 3	0- 1	OVERALL	4- 0	2- 1	6- 0				
8- 2	0- 1	0- 0	HOME	3- 0	1- 1	4- 0				
3- 2	0- 1	0- 1	AWAY	0- 0	1- 0	2- 0				
1- 1	0- 1	0- 0	NEUTRAL	1- 0	0- 0	0- 0				
9- 2	0- 1	0- 0	NON-CONFERENCE	3- 0	1- 1	5- 0				
6- 1	0- 0	0- 0	HOME	2- 0	1- 1	3- 0				
2- 0	0- 0	0- 0	AWAY	0- 0	0- 0	2- 0				
1- 1	0- 1	0- 0	NEUTRAL	1- 0	0- 0	0- 0				
3- 3	0- 2	0- 1	CONFERENCE	1- 0	1- 0	1- 0				
2- 1	0- 1	0- 0	HOME	1- 0	0- 0	1- 0				
1- 2	0- 1	0- 1	AWAY	0- 0	1- 0	0- 0				
0- 0	0- 0	0- 0	NEUTRAL	0- 0	0- 0	0- 0				

RPI 1-25				RPI 26-50				RPI 51-100				RPI 101+			
RPI	S	Opponent	Score	RPI	S	Opponent	Score	RPI	S	Opponent	Score	RPI	S	Opponent	Score
19	N	Florida St.	69 79	36	A	Ohio St.	69 78	81	H	Bradley	77 57	125	H	Notre Dame	72 76
20	A	Maryland	55 70					91	H	Syracuse	84 76	130	H	Western Mich.	76 55
20	H	Maryland	49 77					98	H	Michigan St.	89 69	133	A	Wisconsin	68 56
								99	N	Kent St.	88 53	174	A	Eastern Mich.	57 38
												194	A	Akron	80 71
												206	H	Penn St.	82 48
												269	H	Oakland	79 64
												273	H	Appalachian St.	62 35
												290	H	Morgan St.	80 48
LAST 10 Division I															
133	A	Wisconsin	68 56	20	A	Maryland	55 70								
20	H	Maryland	49 77	19	N	Florida St.	69 79								
36	A	Ohio St.	69 78	273	H	Appalachian St.	62 35								
98	H	Michigan St.	89 69	269	H	Oakland	79 64								
206	H	Penn St.	82 48	91	H	Syracuse	84 76								

Non-Div I Games:

Michigan

■ Loss, 
■ Non-Conf, S Site, 
■ Home 
■ Away 
N Neutral

## Nebraska

Through Games Of Jan. 18, 2020

Average RPI Win:	181	WON-LOST	WINNING	LAST 10	STRENGTH OF	OPP. STRENGTH	TEAM	ADJ.	CONF.	ADJ CONF.
Average RPI Loss:	41	RECORD	PCT. RANK	GAMES	SCHEDULE	OF SCHEDULE	RPI	RPI	RPI	RPI
DIV. I ONLY	13- 4	43	7-3	136	55	58	58	2	2	
DIV. I NON-CONF.	10- 1	19	4-0	305	105	103	103	2	2	
TOTALS	RPI 1-25	RPI 26-50	W-L RECORDS	RPI 51-100	RPI 101-150	RPI 150+				
13- 4	1- 3	1- 0	OVERALL	2- 1	1- 0	8- 0				
10- 1	1- 1	1- 0	HOME	1- 0	1- 0	6- 0				
1- 3	0- 2	0- 0	AWAY	0- 1	0- 0	1- 0				
2- 0	0- 0	0- 0	NEUTRAL	1- 0	0- 0	1- 0				
10- 1	0- 1	1- 0	NON-CONFERENCE	1- 0	0- 0	8- 0				
7- 1	0- 1	1- 0	HOME	0- 0	0- 0	6- 0				
1- 0	0- 0	0- 0	AWAY	0- 0	0- 0	1- 0				
2- 0	0- 0	0- 0	NEUTRAL	1- 0	0- 0	1- 0				
3- 3	1- 2	0- 0	CONFERENCE	1- 1	1- 0	0- 0				
3- 0	1- 0	0- 0	HOME	1- 0	1- 0	0- 0				
0- 3	0- 2	0- 0	AWAY	0- 1	0- 0	0- 0				
0- 0	0- 0	0- 0	NEUTRAL	0- 0	0- 0	0- 0				

RPI 1-25				RPI 26-50				RPI 51-100 Team's RPI: 58				RPI 101+			
RPI	S	Opponent	Score	RPI	S	Opponent	Score	RPI	S	Opponent	Score	RPI	S	Opponent	Score
6	H	Iowa	78 69	42	H	Duke	83 79	66	H	Minnesota	72 58	133	H	Wisconsin	65 50
20	A	Maryland	69 87					77	N	Southern California	67 54	158	A	Missouri	90 85
22	H	Creighton	74 79					98	A	Michigan St.	70 78	217	H	Manhattan	71 51
25	A	Rutgers	65 69									239	H	Southern U.	73 39
												243	H	Oral Roberts	77 67
												277	N	Sacred Heart	72 49
												279	H	Alabama A&M	68 46
												290	H	Morgan St.	78 55
												324	H	SIUE	63 49
LAST 10 Division I															
20	A	Maryland	69 87	6	H	Iowa	78 69								
25	A	Rutgers	65 69	217	H	Manhattan	71 51								
133	H	Wisconsin	65 50	243	H	Oral Roberts	77 67								
66	H	Minnesota	72 58	42	H	Duke	83 79								
98	A	Michigan St.	70 78	277	N	Sacred Heart	72 49								

Non-Div I Games:

Nebraska

■ Loss, 
 ■ Non-Conf, S Site, 
 ■ Home 
 ■ Away 
 N Neutral

## Wake Forest

Through Games Of Jan. 18, 2020

Average RPI Win:	134	WON-LOST	WINNING	LAST 10	STRENGTH OF	OPP. STRENGTH	TEAM	ADJ.	CONF.	ADJ CONF.
Average RPI Loss:	83	RECORD	PCT. RANK	GAMES	SCHEDULE	OF SCHEDULE	RPI	RPI	RPI	RPI
DIV. I ONLY	11- 6	87	7-3	67	13	59	59	4	4	
DIV. I NON-CONF.	7- 4	100	3-1	130	117	106	106	3	3	
TOTALS	RPI 1-25	RPI 26-50	W-L RECORDS	RPI 51-100	RPI 101-150	RPI 150+				
11- 6	0- 1	3- 1	OVERALL	1- 2	3- 1	4- 1				
7- 2	0- 0	2- 0	HOME	0- 1	1- 1	4- 0				
2- 4	0- 1	1- 1	AWAY	0- 1	1- 0	0- 1				
2- 0	0- 0	0- 0	NEUTRAL	1- 0	1- 0	0- 0				
7- 4	0- 0	0- 0	NON-CONFERENCE	1- 2	3- 1	3- 1				
4- 2	0- 0	0- 0	HOME	0- 1	1- 1	3- 0				
1- 2	0- 0	0- 0	AWAY	0- 1	1- 0	0- 1				
2- 0	0- 0	0- 0	NEUTRAL	1- 0	1- 0	0- 0				
4- 2	0- 1	3- 1	CONFERENCE	0- 0	0- 0	1- 0				
3- 0	0- 0	2- 0	HOME	0- 0	0- 0	1- 0				
1- 2	0- 1	1- 1	AWAY	0- 0	0- 0	0- 0				
0- 0	0- 0	0- 0	NEUTRAL	0- 0	0- 0	0- 0				

RPI 1-25				RPI 26-50				RPI 51-100				Team's RPI: 59	RPI 101+			
RPI	S	Opponent	Score	RPI	S	Opponent	Score	RPI	S	Opponent	Score		RPI	S	Opponent	Score
1	A	Louisville	61 75	27	H	Georgia Tech	65 60	52	A	St. John's (NY)	74 82		108	A	Elon	69 57
				28	H	Virginia	62 56	60	H	Charlotte	65 77		116	H	UNC Greensboro	65 67
				41	A	Miami (FL)	56 59	95	N	Dayton	78 59		126	H	Campbell	74 46
				42	A	Duke	60 58						136	N	Florida	73 68
													182	H	Clemson	63 58
													223	H	UNCW	65 55
													225	A	ETSU	60 67
													247	H	Col. of Charleston	106 50
													258	H	East Carolina	76 53
LAST 10 Division I																
28	H	Virginia	62 56	41	A	Miami (FL)	56 59									
1	A	Louisville	61 75	136	N	Florida	73 68									
182	H	Clemson	63 58	95	N	Dayton	78 59									
27	H	Georgia Tech	65 60	126	H	Campbell	74 46									
42	A	Duke	60 58	225	A	ETSU	60 67									

Non-Div I Games:

Wake Forest

■ Loss, 
 ■ Non-Conf, 
 ■ S Site, 
 ■ H Home 
 ■ A Away 
 N Neutral

Average RPI Win:	179	WON-LOST	WINNING	LAST 10	STRENGTH OF	OPP. STRENGTH	TEAM	ADJ.	CONF.	ADJ CONF.
Average RPI Loss:	56	RECORD	PCT. RANK	GAMES	SCHEDULE	OF SCHEDULE	RPI	RPI	RPI	RPI
DIV. I ONLY	11- 5	74	6-4	97	80	60	60	13	13	
DIV. I NON-CONF.	9- 2	39	4-1	156	85	54	54	13	13	
TOTALS	RPI 1-25	RPI 26-50	W-L RECORDS	RPI 51-100	RPI 101-150	RPI 150+				
11- 5	0- 1	0- 2	OVERALL	2- 1	3- 1	6- 0				
5- 2	0- 0	0- 1	HOME	0- 0	1- 1	4- 0				
4- 3	0- 1	0- 1	AWAY	2- 1	0- 0	2- 0				
2- 0	0- 0	0- 0	NEUTRAL	0- 0	2- 0	0- 0				
9- 2	0- 1	0- 0	NON-CONFERENCE	2- 0	3- 1	4- 0				
4- 1	0- 0	0- 0	HOME	0- 0	1- 1	3- 0				
3- 1	0- 1	0- 0	AWAY	2- 0	0- 0	1- 0				
2- 0	0- 0	0- 0	NEUTRAL	0- 0	2- 0	0- 0				
2- 3	0- 0	0- 2	CONFERENCE	0- 1	0- 0	2- 0				
1- 1	0- 0	0- 1	HOME	0- 0	0- 0	1- 0				
1- 2	0- 0	0- 1	AWAY	0- 1	0- 0	1- 0				
0- 0	0- 0	0- 0	NEUTRAL	0- 0	0- 0	0- 0				

RPI 1-25			RPI 26-50			RPI 51-100			Team's RPI: 60	RPI 101+		
RPI	S	Opponent	Score	RPI	S	Opponent	Score	RPI	S	Opponent	Score	
18	A	Kentucky	39 86	38	H	Western Ky.	56 60	51	A	Middle Tenn.	59 83	102 N Boston College 84 68
				40	A	Old Dominion	51 54	59	A	Wake Forest	77 65	128 N Tulane 60 56
								85	A	Davidson	75 64	131 H Fordham 51 76
												132 H Richmond 78 59
												156 A UAB 83 75
												241 H Gardner-Webb 74 49
												245 H Marshall 52 46
												256 H Delaware 61 57
												258 A East Carolina 59 47
												306 H UMES 64 44
LAST 10 Division I												
38	H	Western Ky.	56 60	306	H	UMES	64 44					
245	H	Marshall	52 46	85	A	Davidson	75 64					
40	A	Old Dominion	51 54	256	H	Delaware	61 57					
51	A	Middle Tenn.	59 83	18	A	Kentucky	39 86					
156	A	UAB	83 75	128	N	Tulane	60 56					

Non-Div I Games:

Charlotte

■ Loss, 
 ■ Non-Conf, 
 S Site, 
 ■ Home 
 ■ Away 
 N Neutral

Average RPI Win:	188	WON-LOST	WINNING	LAST 10	STRENGTH OF	OPP. STRENGTH	TEAM	ADJ.	CONF.	ADJ CONF.
Average RPI Loss:	64	RECORD	PCT. RANK	GAMES	SCHEDULE	OF SCHEDULE	RPI	RPI	RPI	RPI
DIV. I ONLY	10- 6	102	7-3	29	133	61	61	3	3	
DIV. I NON-CONF.	8- 4	90	5-1	87	183	82	82	4	4	
TOTALS	RPI 1-25	RPI 26-50	W-L RECORDS	RPI 51-100	RPI 101-150	RPI 150+				
10- 6	1- 1	0- 3	OVERALL	3- 1	0- 0	6- 1				
7- 2	1- 0	0- 2	HOME	1- 0	0- 0	5- 0				
2- 3	0- 0	0- 1	AWAY	2- 1	0- 0	0- 1				
1- 1	0- 1	0- 0	NEUTRAL	0- 0	0- 0	1- 0				
8- 4	1- 1	0- 1	NON-CONFERENCE	2- 1	0- 0	5- 1				
6- 1	1- 0	0- 1	HOME	1- 0	0- 0	4- 0				
1- 2	0- 0	0- 0	AWAY	1- 1	0- 0	0- 1				
1- 1	0- 1	0- 0	NEUTRAL	0- 0	0- 0	1- 0				
2- 2	0- 0	0- 2	CONFERENCE	1- 0	0- 0	1- 0				
1- 1	0- 0	0- 1	HOME	0- 0	0- 0	1- 0				
1- 1	0- 0	0- 1	AWAY	1- 0	0- 0	0- 0				
0- 0	0- 0	0- 0	NEUTRAL	0- 0	0- 0	0- 0				

RPI 1-25				RPI 26-50				RPI 51-100				Team's RPI: 61	RPI 101+			
RPI	S	Opponent	Score	RPI	S	Opponent	Score	RPI	S	Opponent	Score		RPI	S	Opponent	Score
9	H	Stanford	69 64	29	A	West Virginia	63 68	73	A	Tennessee	66 60		179	H	Texas Tech	92 66
16	N	NC State	73 84	30	H	TCU	63 65	76	H	Ohio	73 60		187	A	Hawaii	60 73
				44	H	Arizona	58 83	80	A	South Fla.	57 64		239	H	Southern U.	93 39
								87	A	Iowa St.	81 75		249	N	North Texas	63 57
													295	H	UTSA	84 53
													326	H	UTRGV	85 69
													345	H	Northwestern St.	91 49
LAST 10 Division I																
179	H	Texas Tech	92 66	9	H	Stanford	69 64	76	H	Ohio	73 60					
29	A	West Virginia	63 68					73	A	Tennessee	66 60					
87	A	Iowa St.	81 75					187	A	Hawaii	60 73					
30	H	TCU	63 65					249	N	North Texas	63 57					
345	H	Northwestern St.	91 49													

Non-Div I Games:

Texas

■ Loss, 
■ Non-Conf, S Site, 
■ Home 
■ Away 
N Neutral

Average RPI Win:	185	WON-LOST	WINNING	LAST 10	STRENGTH OF	OPP. STRENGTH	TEAM	ADJ.	CONF.	ADJ CONF.
Average RPI Loss:	28	RECORD	PCT. RANK	GAMES	SCHEDULE	OF SCHEDULE	RPI	RPI	RPI	RPI
DIV. I ONLY	9- 8	161	5-5	18	20	62	62	1	1	
DIV. I NON-CONF.	7- 5	130	3-2	51	19	80	80	1	1	
TOTALS	RPI 1-25	RPI 26-50	W-L RECORDS	RPI 51-100	RPI 101-150	RPI 150+				
9- 8	0- 5	0- 2	OVERALL	3- 1	1- 0	5- 0				
5- 3	0- 1	0- 1	HOME	1- 1	0- 0	4- 0				
3- 2	0- 1	0- 1	AWAY	2- 0	1- 0	0- 0				
1- 3	0- 3	0- 0	NEUTRAL	0- 0	0- 0	1- 0				
7- 5	0- 4	0- 1	NON-CONFERENCE	2- 0	0- 0	5- 0				
5- 1	0- 1	0- 0	HOME	1- 0	0- 0	4- 0				
1- 1	0- 0	0- 1	AWAY	1- 0	0- 0	0- 0				
1- 3	0- 3	0- 0	NEUTRAL	0- 0	0- 0	1- 0				
2- 3	0- 1	0- 1	CONFERENCE	1- 1	1- 0	0- 0				
0- 2	0- 0	0- 1	HOME	0- 1	0- 0	0- 0				
2- 1	0- 1	0- 0	AWAY	1- 0	1- 0	0- 0				
0- 0	0- 0	0- 0	NEUTRAL	0- 0	0- 0	0- 0				

RPI	S	Opponent	Score	RPI	S	Opponent	Score	RPI	S	Opponent	Score	RPI	S	Opponent	Score
2	N	South Carolina	53 68	41	A	Miami (FL)	68 74	65	H	BYU	67 50	101	A	California	96 75
9	A	Stanford	58 77	44	H	Arizona	67 74	96	A	Washington	66 59	239	N	Southern U.	69 54
10	H	Gonzaga	53 76					96	H	Washington	56 65	248	H	CSUN	71 61
11	N	Indiana	44 78					97	A	Boise St.	80 68	263	H	Pepperdine	85 48
12	N	Baylor	66 89									265	H	UC Irvine	87 59
												291	H	Ark.-Pine Bluff	85 56
LAST 10 Division I															
44	H	Arizona	67 74	41	A	Miami (FL)	68 74	239	N	Southern U.	69 54	10	H	Gonzaga	53 76
96	A	Washington	66 59					265	H	UC Irvine	87 59	291	H	Ark.-Pine Bluff	85 56
101	A	California	96 75												
9	A	Stanford	58 77												
96	H	Washington	56 65												

Non-Div I Games:

Washington St.

■ Loss, 
 ■ Non-Conf, 
 ■ S Site, 
 ■ H Home 
 ■ A Away 
 N Neutral

# North Carolina

Through Games Of Jan. 18, 2020

Average RPI Win:	178	WON-LOST	WINNING	LAST 10	STRENGTH OF	OPP. STRENGTH	TEAM	ADJ.	CONF.	ADJ CONF.
Average RPI Loss:	43	RECORD	PCT. RANK	GAMES	SCHEDULE	OF SCHEDULE	RPI	RPI	RPI	RPI
DIV. I ONLY	13- 4	43	6-4	198	8	63	63	4	4	
DIV. I NON-CONF.	9- 2	39	2-2	317	30	127	127	3	3	
TOTALS	RPI 1-25	RPI 26-50	W-L RECORDS	RPI 51-100	RPI 101-150	RPI 150+				
13- 4	1- 1	3- 2	OVERALL	0- 1	2- 0	7- 0				
9- 1	1- 0	1- 1	HOME	0- 0	2- 0	5- 0				
1- 3	0- 1	1- 1	AWAY	0- 1	0- 0	0- 0				
3- 0	0- 0	1- 0	NEUTRAL	0- 0	0- 0	2- 0				
9- 2	0- 0	1- 1	NON-CONFERENCE	0- 1	2- 0	6- 0				
6- 1	0- 0	0- 1	HOME	0- 0	2- 0	4- 0				
0- 1	0- 0	0- 0	AWAY	0- 1	0- 0	0- 0				
3- 0	0- 0	1- 0	NEUTRAL	0- 0	0- 0	2- 0				
4- 2	1- 1	2- 1	CONFERENCE	0- 0	0- 0	1- 0				
3- 0	1- 0	1- 0	HOME	0- 0	0- 0	1- 0				
1- 2	0- 1	1- 1	AWAY	0- 0	0- 0	0- 0				
0- 0	0- 0	0- 0	NEUTRAL	0- 0	0- 0	0- 0				

RPI S	Opponent	Score	RPI S	Opponent	Score	RPI S	Opponent	Score	RPI S	Opponent	Score
16	H NC State	66 60	28	A Virginia	65 47	70	A Alabama	77 83	108	H Elon	76 46
19	A Florida St.	64 78	35	A Virginia Tech	70 76				129	H Illinois	85 60
			41	H Miami (FL)	78 58				158	N Missouri	82 69
			47	H Yale	63 66				223	N UNCW	85 45
			49	N Temple	71 58				275	H Navy	80 40
									301	H Pittsburgh	70 62
									323	H N.C. Central	92 53
									328	H Western Caro.	92 55
									335	H Charleston So.	85 54
LAST 10 Division I											
41	H Miami (FL)	78 58	301	H Pittsburgh	70 62						
19	A Florida St.	64 78	47	H Yale	63 66						
16	H NC State	66 60	223	N UNCW	85 45						
35	A Virginia Tech	70 76	70	A Alabama	77 83						
28	A Virginia	65 47	323	H N.C. Central	92 53						

Non-Div I Games:

North Carolina

Loss, Non-Conf, S Site, H Home A Away N Neutral

Average RPI Win:	179	WON-LOST	WINNING	LAST 10	STRENGTH OF	OPP. STRENGTH	TEAM	ADJ.	CONF.	ADJ CONF.
Average RPI Loss:	43	RECORD	PCT. RANK	GAMES	SCHEDULE	OF SCHEDULE	RPI	RPI	RPI	RPI
DIV. I ONLY	10- 7	125	8-2	63	52	64	64	18	18	
DIV. I NON-CONF.	4- 7	225	2-2	16	9	113	113	21	21	
TOTALS	RPI 1-25	RPI 26-50	W-L RECORDS	RPI 51-100	RPI 101-150	RPI 150+				
10- 7	0- 3	0- 1	OVERALL	2- 3	2- 0	6- 0				
8- 1	0- 1	0- 0	HOME	2- 0	1- 0	5- 0				
2- 6	0- 2	0- 1	AWAY	0- 3	1- 0	1- 0				
0- 0	0- 0	0- 0	NEUTRAL	0- 0	0- 0	0- 0				
4- 7	0- 3	0- 1	NON-CONFERENCE	1- 3	0- 0	3- 0				
4- 1	0- 1	0- 0	HOME	1- 0	0- 0	3- 0				
0- 6	0- 2	0- 1	AWAY	0- 3	0- 0	0- 0				
0- 0	0- 0	0- 0	NEUTRAL	0- 0	0- 0	0- 0				
6- 0	0- 0	0- 0	CONFERENCE	1- 0	2- 0	3- 0				
4- 0	0- 0	0- 0	HOME	1- 0	1- 0	2- 0				
2- 0	0- 0	0- 0	AWAY	0- 0	1- 0	1- 0				
0- 0	0- 0	0- 0	NEUTRAL	0- 0	0- 0	0- 0				

RPI 1-25				RPI 26-50				RPI 51-100 Team's RPI: 64				RPI 101+			
RPI	S	Opponent	Score	RPI	S	Opponent	Score	RPI	S	Opponent	Score	RPI	S	Opponent	Score
1	H	Louisville	63 71	45	A	Arkansas	46 96	54	H	IUPUI	57 51	141	A	Austin Peay	69 61
10	A	Gonzaga	55 78					68	A	Southern Ill.	59 70	141	H	Austin Peay	65 61
15	A	Mississippi St.	46 82					71	A	Illinois St.	47 70	160	H	Samford	80 75
								83	H	Belmont	74 57	201	H	Chattanooga	78 51
								93	A	Saint Louis	50 56	207	A	Murray St.	89 64
												207	H	Murray St.	98 56
												259	H	Lipscomb	83 67
												333	H	Tennessee St.	88 71
LAST 10 Division I															
141	H	Austin Peay	65 61	207	A	Murray St.	89 64								
207	H	Murray St.	98 56	45	A	Arkansas	46 96								
83	H	Belmont	74 57	1	H	Louisville	63 71								
333	H	Tennessee St.	88 71	259	H	Lipscomb	83 67								
141	A	Austin Peay	69 61	201	H	Chattanooga	78 51								

Non-Div I Games:

UT Martin

■ Loss, 
 ■ Non-Conf, S Site, 
 ■ Home 
 ■ Away 
 N Neutral



Average RPI Win:	200	WON-LOST	WINNING	LAST 10	STRENGTH OF	OPP. STRENGTH	TEAM	ADJ.	CONF.	ADJ CONF.
Average RPI Loss:	63	RECORD	PCT. RANK	GAMES	SCHEDULE	OF SCHEDULE	RPI	RPI	RPI	RPI
DIV. I ONLY	9- 7	142	7-3	40	119	65	65	11	11	
DIV. I NON-CONF.	4- 5	195	2-1	26	106	92	92	11	11	
TOTALS	RPI 1-25	RPI 26-50	W-L RECORDS	RPI 51-100	RPI 101-150	RPI 150+				
9- 7	0- 2	0- 1	OVERALL	1- 2	1- 2	7- 0				
3- 3	0- 1	0- 0	HOME	0- 0	0- 2	3- 0				
5- 3	0- 0	0- 1	AWAY	1- 2	1- 0	3- 0				
1- 1	0- 1	0- 0	NEUTRAL	0- 0	0- 0	1- 0				
4- 5	0- 1	0- 1	NON-CONFERENCE	1- 2	0- 1	3- 0				
2- 1	0- 0	0- 0	HOME	0- 0	0- 1	2- 0				
1- 3	0- 0	0- 1	AWAY	1- 2	0- 0	0- 0				
1- 1	0- 1	0- 0	NEUTRAL	0- 0	0- 0	1- 0				
5- 2	0- 1	0- 0	CONFERENCE	0- 0	1- 1	4- 0				
1- 2	0- 1	0- 0	HOME	0- 0	0- 1	1- 0				
4- 0	0- 0	0- 0	AWAY	0- 0	1- 0	3- 0				
0- 0	0- 0	0- 0	NEUTRAL	0- 0	0- 0	0- 0				

RPI 1-25				RPI 26-50				RPI 51-100 Team's RPI: 65				RPI 101+			
RPI	S	Opponent	Score	RPI	S	Opponent	Score	RPI	S	Opponent	Score	RPI	S	Opponent	Score
5	N	Oregon St.	34 65	32	A	Arizona St.	52 60	62	A	Washington St.	50 67	110	H	Utah	73 77
10	H	Gonzaga	43 55					94	A	Fresno St.	71 65	111	A	Pacific	76 66
								97	A	Boise St.	55 66	127	H	Portland	48 57
												153	H	San Diego	52 36
												154	N	San Jose St.	75 56
												169	A	Saint Mary's (CA)	65 55
												254	A	LMU (CA)	59 44
												263	A	Pepperdine	65 47
												286	H	Utah St.	67 50
												317	H	Utah Valley	71 57
LAST 10 Division I															
169	A	Saint Mary's (CA)	65 55	263	A	Pepperdine	65 47								
111	A	Pacific	76 66	254	A	LMU (CA)	59 44								
153	H	San Diego	52 36	5	N	Oregon St.	34 65								
127	H	Portland	48 57	154	N	San Jose St.	75 56								
10	H	Gonzaga	43 55	317	H	Utah Valley	71 57								

Non-Div I Games: Tex. A&amp;M-Kingsville90 38

BYU

Average RPI Win:	181	WON-LOST	WINNING	LAST 10	STRENGTH OF	OPP. STRENGTH	TEAM	ADJ.	CONF.	ADJ CONF.
Average RPI Loss:	41	RECORD	PCT. RANK	GAMES	SCHEDULE	OF SCHEDULE	RPI	RPI	RPI	RPI
DIV. I ONLY	11- 6	87	5-5	59	39	66	66	2	2	
DIV. I NON-CONF.	10- 1	19	4-0	138	83	36	36	2	2	
TOTALS	RPI 1-25	RPI 26-50	W-L RECORDS	RPI 51-100	RPI 101-150	RPI 150+				
11- 6	0- 3	1- 1	OVERALL	0- 1	4- 1	6- 0				
7- 4	0- 3	1- 1	HOME	0- 0	2- 0	4- 0				
4- 2	0- 0	0- 0	AWAY	0- 1	2- 1	2- 0				
0- 0	0- 0	0- 0	NEUTRAL	0- 0	0- 0	0- 0				
10- 1	0- 1	1- 0	NON-CONFERENCE	0- 0	4- 0	5- 0				
7- 1	0- 1	1- 0	HOME	0- 0	2- 0	4- 0				
3- 0	0- 0	0- 0	AWAY	0- 0	2- 0	1- 0				
0- 0	0- 0	0- 0	NEUTRAL	0- 0	0- 0	0- 0				
1- 5	0- 2	0- 1	CONFERENCE	0- 1	0- 1	1- 0				
0- 3	0- 2	0- 1	HOME	0- 0	0- 0	0- 0				
1- 2	0- 0	0- 0	AWAY	0- 1	0- 1	1- 0				
0- 0	0- 0	0- 0	NEUTRAL	0- 0	0- 0	0- 0				

RPI 1-25				RPI 26-50				RPI 51-100				RPI 101+			
RPI	S	Opponent	Score	RPI	S	Opponent	Score	RPI	S	Opponent	Score	RPI	S	Opponent	Score
4	H	Missouri St.	69 77	32	H	Arizona St.	80 66	58	A	Nebraska	58 72	105	H	Lehigh	77 49
6	H	Iowa	75 76	36	H	Ohio St.	63 66					115	H	Montana St.	71 60
13	H	Northwestern	54 56									125	A	Notre Dame	75 67
												129	A	Illinois	71 74
												143	A	George Washington	83 50
												197	A	American	70 53
												206	A	Penn St.	81 74
												224	H	UC Davis	76 67
												251	H	Vermont	90 58
												280	H	Milwaukee	77 61
												318	H	Bryant	101 56
LAST 10 Division I															
		6	H	Iowa	75	76		206	A	Penn St.	81	74			
		129	A	Illinois	71	74		105	H	Lehigh	77	49			
		13	H	Northwestern	54	56		224	H	UC Davis	76	67			
		58	A	Nebraska	58	72		143	A	George Washington	83	50			
		36	H	Ohio St.	63	66		197	A	American	70	53			

Non-Div I Games:

Minnesota

■ Loss, 
■ Non-Conf, S Site, 
■ Home 
■ Away 
N Neutral

Kansas

Through Games Of Jan. 18, 2020

Average RPI Win:	217	WON-LOST	WINNING	LAST 10	STRENGTH OF	OPP. STRENGTH	TEAM	ADJ.	CONF.	ADJ CONF.
Average RPI Loss:	28	RECORD	PCT. RANK	GAMES	SCHEDULE	OF SCHEDULE	RPI	RPI	RPI	RPI
DIV. I ONLY	12- 4	50	6-4	102	134	67	67	3	3	
DIV. I NON-CONF.	11- 0	1	5-0	294	227	59	59	4	4	
TOTALS	RPI 1-25	RPI 26-50	W-L RECORDS	RPI 51-100	RPI 101-150	RPI 150+				
12- 4	0- 1	0- 3	OVERALL	1- 0	2- 0	9- 0				
9- 2	0- 1	0- 1	HOME	0- 0	1- 0	8- 0				
2- 2	0- 0	0- 2	AWAY	1- 0	0- 0	1- 0				
1- 0	0- 0	0- 0	NEUTRAL	0- 0	1- 0	0- 0				
11- 0	0- 0	0- 0	NON-CONFERENCE	1- 0	2- 0	8- 0				
8- 0	0- 0	0- 0	HOME	0- 0	1- 0	7- 0				
2- 0	0- 0	0- 0	AWAY	1- 0	0- 0	1- 0				
1- 0	0- 0	0- 0	NEUTRAL	0- 0	1- 0	0- 0				
1- 4	0- 1	0- 3	CONFERENCE	0- 0	0- 0	1- 0				
1- 2	0- 1	0- 1	HOME	0- 0	0- 0	1- 0				
0- 2	0- 0	0- 2	AWAY	0- 0	0- 0	0- 0				
0- 0	0- 0	0- 0	NEUTRAL	0- 0	0- 0	0- 0				

RPI 1-25				RPI 26-50				RPI 51-100				RPI 101+			
RPI	S	Opponent	Score	RPI	S	Opponent	Score	RPI	S	Opponent	Score	RPI	S	Opponent	Score
12	H	Baylor	47 90	29	H	West Virginia	49 68	93	A	Saint Louis	68 60	136	H	Florida	76 66
				30	A	TCU	59 73					137	N	Wright St.	74 63
				39	A	Oklahoma St.	49 67					169	H	Saint Mary's (CA)	86 81
												179	H	Texas Tech	67 50
												191	A	Fla. Atlantic	90 60
												226	H	UMass Lowell	79 44
												271	H	Indiana St.	84 72
												272	H	Omaha	63 48
												294	H	Texas St.	68 48
												297	H	Wofford	83 64
												338	H	UIC	91 50
LAST 10 Division I															
179	H	Texas Tech	67 50	297	H	Wofford	83 64								
12	H	Baylor	47 90	93	A	Saint Louis	68 60								
30	A	TCU	59 73	169	H	Saint Mary's (CA)	86 81								
29	H	West Virginia	49 68	136	H	Florida	76 66								
39	A	Oklahoma St.	49 67	191	A	Fla. Atlantic	90 60								

Non-Div I Games:

Kansas

Loss, Non-Conf, S Site, H Home A Away N Neutral

Average RPI Win:	160	WON-LOST	WINNING	LAST 10	STRENGTH OF	OPP. STRENGTH	TEAM	ADJ.	CONF.	ADJ CONF.
Average RPI Loss:	97	RECORD	PCT. RANK	GAMES	SCHEDULE	OF SCHEDULE	RPI	RPI	RPI	RPI
DIV. I ONLY	10- 6	102	6-4	56	143	68	68	7	7	
DIV. I NON-CONF.	8- 3	68	4-1	141	226	70	70	7	7	
TOTALS	RPI 1-25	RPI 26-50	W-L RECORDS	RPI 51-100	RPI 101-150	RPI 150+				
10- 6	1- 0	0- 2	OVERALL	2- 1	1- 1	6- 2				
5- 3	1- 0	0- 2	HOME	2- 0	1- 0	1- 1				
4- 3	0- 0	0- 0	AWAY	0- 1	0- 1	4- 1				
1- 0	0- 0	0- 0	NEUTRAL	0- 0	0- 0	1- 0				
8- 3	0- 0	0- 0	NON-CONFERENCE	2- 1	1- 0	5- 2				
4- 1	0- 0	0- 0	HOME	2- 0	1- 0	1- 1				
3- 2	0- 0	0- 0	AWAY	0- 1	0- 0	3- 1				
1- 0	0- 0	0- 0	NEUTRAL	0- 0	0- 0	1- 0				
2- 3	1- 0	0- 2	CONFERENCE	0- 0	0- 1	1- 0				
1- 2	1- 0	0- 2	HOME	0- 0	0- 0	0- 0				
1- 1	0- 0	0- 0	AWAY	0- 0	0- 1	1- 0				
0- 0	0- 0	0- 0	NEUTRAL	0- 0	0- 0	0- 0				

RPI 1-25				RPI 26-50				RPI 51-100				Team's RPI: 68	RPI 101+			
RPI	S	Opponent	Score	RPI	S	Opponent	Score	RPI	S	Opponent	Score		RPI	S	Opponent	Score
4	H	Missouri St.	70 68	31	H	Drake	65 73	54	A	IUPUI	78 81		113	A	Loyola Chicago	49 51
				46	H	UNI	57 60	64	H	UT Martin	70 59		142	H	Tennessee Tech	76 65
								93	H	Saint Louis	61 53		166	A	Southeast Mo. St.	65 79
													172	H	Memphis	66 70
													174	A	Eastern Mich.	85 54
													184	A	Valparaiso	67 51
													190	A	Northern Ill.	80 61
													207	H	Murray St.	76 66
													218	N	Western Ill.	79 65
													324	A	SIUE	103 67
LAST 10 Division I																
4	H	Missouri St.	70 68	31	H	Drake	65 73	54	A	IUPUI	78 81		113	A	Loyola Chicago	49 51
46	H	UNI	57 60	207	H	Murray St.	76 66	64	H	UT Martin	70 59		142	H	Tennessee Tech	76 65
113	A	Loyola Chicago	49 51	166	A	Southeast Mo. St.	65 79	93	H	Saint Louis	61 53		172	H	Memphis	66 70
184	A	Valparaiso	67 51										174	A	Eastern Mich.	85 54
													184	A	Valparaiso	67 51
													190	A	Northern Ill.	80 61
													207	H	Murray St.	76 66
													218	N	Western Ill.	79 65
													324	A	SIUE	103 67

Non-Div I Games:

Southern Ill.

Average RPI Win:	223	WON-LOST	WINNING	LAST 10	STRENGTH OF	OPP. STRENGTH	TEAM	ADJ.	CONF.	ADJ CONF.
Average RPI Loss:	60	RECORD	PCT. RANK	GAMES	SCHEDULE	OF SCHEDULE	RPI	RPI	RPI	RPI
DIV. I ONLY	12- 3	35	9-1	218	179	69	69	22	22	
DIV. I NON-CONF.	7- 2	56	4-0	159	64	39	39	22	22	
TOTALS	RPI 1-25	RPI 26-50	W-L RECORDS	RPI 51-100	RPI 101-150	RPI 150+				
12- 3	0- 1	0- 1	OVERALL	1- 0	1- 1	10- 0				
4- 1	0- 0	0- 0	HOME	0- 0	1- 1	3- 0				
6- 2	0- 1	0- 1	AWAY	0- 0	0- 0	6- 0				
2- 0	0- 0	0- 0	NEUTRAL	1- 0	0- 0	1- 0				
7- 2	0- 1	0- 1	NON-CONFERENCE	1- 0	0- 0	6- 0				
2- 0	0- 0	0- 0	HOME	0- 0	0- 0	2- 0				
3- 2	0- 1	0- 1	AWAY	0- 0	0- 0	3- 0				
2- 0	0- 0	0- 0	NEUTRAL	1- 0	0- 0	1- 0				
5- 1	0- 0	0- 0	CONFERENCE	0- 0	1- 1	4- 0				
2- 1	0- 0	0- 0	HOME	0- 0	1- 1	1- 0				
3- 0	0- 0	0- 0	AWAY	0- 0	0- 0	3- 0				
0- 0	0- 0	0- 0	NEUTRAL	0- 0	0- 0	0- 0				

RPI 1-25				RPI 26-50				RPI 51-100 Team's RPI: 69				RPI 101+			
RPI	S	Opponent	Score	RPI	S	Opponent	Score	RPI	S	Opponent	Score	RPI	S	Opponent	Score
15	A	Mississippi St.	82 122	42	A	Duke	85 99	99	N	Kent St.	71 64	106	H	Coastal Caro.	84 77
												124	H	Louisiana	73 79
												160	A	Samford	74 65
												164	N	Toledo	71 64
												185	A	Bethune-Cookman	68 62
												201	A	Chattanooga	90 51
												225	H	ETSU	79 61
												273	H	Appalachian St.	84 55
												292	A	Ga. Southern	79 69
												303	H	Jacksonville St.	94 64
												316	A	Georgia St.	71 57
												347	A	La.-Monroe	72 65
LAST 10 Division I															
316	A	Georgia St.	71 57	106	H	Coastal Caro.	84 77								
292	A	Ga. Southern	79 69	99	N	Kent St.	71 64								
124	H	Louisiana	73 79	164	N	Toledo	71 64								
347	A	La.-Monroe	72 65	201	A	Chattanooga	90 51								
273	H	Appalachian St.	84 55	225	H	ETSU	79 61								

Non-Div I Games: AUM 72 42 Fort Valley St. 101 52

Troy

## Alabama

Through Games Of Jan. 18, 2020

Average RPI Win:	172	WON-LOST	WINNING	LAST 10	STRENGTH OF	OPP. STRENGTH	TEAM	ADJ.	CONF.	ADJ CONF.
Average RPI Loss:	65	RECORD	PCT. RANK	GAMES	SCHEDULE	OF SCHEDULE	RPI	RPI	RPI	RPI
DIV. I ONLY	11- 6	87	6-4	53	88	70	70	5	5	
DIV. I NON-CONF.	10- 3	60	5-1	118	198	76	76	5	5	
TOTALS	RPI 1-25	RPI 26-50	W-L RECORDS	RPI 51-100	RPI 101-150	RPI 150+				
11- 6	0- 2	1- 1	OVERALL	2- 2	2- 0	6- 1				
6- 4	0- 2	0- 0	HOME	2- 1	0- 0	4- 1				
4- 1	0- 0	0- 1	AWAY	0- 0	2- 0	2- 0				
1- 1	0- 0	1- 0	NEUTRAL	0- 1	0- 0	0- 0				
10- 3	0- 0	1- 0	NON-CONFERENCE	2- 2	1- 0	6- 1				
6- 2	0- 0	0- 0	HOME	2- 1	0- 0	4- 1				
3- 0	0- 0	0- 0	AWAY	0- 0	1- 0	2- 0				
1- 1	0- 0	1- 0	NEUTRAL	0- 1	0- 0	0- 0				
1- 3	0- 2	0- 1	CONFERENCE	0- 0	1- 0	0- 0				
0- 2	0- 2	0- 0	HOME	0- 0	0- 0	0- 0				
1- 1	0- 0	0- 1	AWAY	0- 0	1- 0	0- 0				
0- 0	0- 0	0- 0	NEUTRAL	0- 0	0- 0	0- 0				

RPI 1-25				RPI 26-50				RPI 51-100 Team's RPI: 70				RPI 101+			
RPI	S	Opponent	Score	RPI	S	Opponent	Score	RPI	S	Opponent	Score	RPI	S	Opponent	Score
2	H	South Carolina	78 93	33	A	LSU	60 71	63	H	North Carolina	83 77	128	A	Tulane	66 56
18	H	Kentucky	71 81	46	N	UNI	87 77	77	N	Southern California	57 60	139	A	Auburn	75 48
								87	H	Iowa St.	66 75	175	H	Hampton	61 64
								88	H	Colgate	72 52	182	A	Clemson	67 54
												185	H	Bethune-Cookman	60 49
												238	A	South Alabama	74 62
												250	H	Southeastern La.	87 50
												255	H	Radford	85 51
												322	H	Mercer	111 56
LAST 10 Division I															
139	A	Auburn	75 48	255	H	Radford	85 51								
18	H	Kentucky	71 81	185	H	Bethune-Cookman	60 49								
2	H	South Carolina	78 93	63	H	North Carolina	83 77								
33	A	LSU	60 71	88	H	Colgate	72 52								
250	H	Southeastern La.	87 50	87	H	Iowa St.	66 75								

Non-Div I Games:

Alabama

■ Loss, 
 ■ Non-Conf, S Site, 
 ■ Home 
 ■ Away 
 N Neutral

Average RPI Win:	202	WON-LOST	WINNING	LAST 10	STRENGTH OF	OPP. STRENGTH	TEAM	ADJ.	CONF.	ADJ CONF.
Average RPI Loss:	88	RECORD	PCT. RANK	GAMES	SCHEDULE	OF SCHEDULE	RPI	RPI	RPI	RPI
DIV. I ONLY	10- 4	64	7-3	175	161	71	71	7	7	
DIV. I NON-CONF.	7- 3	80	4-2	150	125	64	64	7	7	
TOTALS	RPI 1-25	RPI 26-50	W-L RECORDS	RPI 51-100	RPI 101-150	RPI 150+				
10- 4	0- 0	0- 1	OVERALL	1- 2	1- 1	8- 0				
7- 0	0- 0	0- 0	HOME	1- 0	0- 0	6- 0				
3- 4	0- 0	0- 1	AWAY	0- 2	1- 1	2- 0				
0- 0	0- 0	0- 0	NEUTRAL	0- 0	0- 0	0- 0				
7- 3	0- 0	0- 1	NON-CONFERENCE	1- 1	1- 1	5- 0				
5- 0	0- 0	0- 0	HOME	1- 0	0- 0	4- 0				
2- 3	0- 0	0- 1	AWAY	0- 1	1- 1	1- 0				
0- 0	0- 0	0- 0	NEUTRAL	0- 0	0- 0	0- 0				
3- 1	0- 0	0- 0	CONFERENCE	0- 1	0- 0	3- 0				
2- 0	0- 0	0- 0	HOME	0- 0	0- 0	2- 0				
1- 1	0- 0	0- 0	AWAY	0- 1	0- 0	1- 0				
0- 0	0- 0	0- 0	NEUTRAL	0- 0	0- 0	0- 0				

RPI 1-25				RPI 26-50				RPI 51-100				Team's RPI: 71		RPI 101+			
RPI	S	Opponent	Score	RPI	S	Opponent	Score	RPI	S	Opponent	Score			RPI	S	Opponent	Score
				37	A	Marquette	41 58	64	H	UT Martin	70 47			129	A	Illinois	74 58
								81	A	Bradley	61 76			141	A	Austin Peay	72 77
								93	A	Saint Louis	56 61			155	H	Jackson St.	77 55
														159	A	North Dakota	66 58
														184	A	Valparaiso	72 60
														190	H	Northern Ill.	69 66
														218	H	Western Ill.	78 65
														271	H	Indiana St.	83 69
														324	H	SIUE	74 53
														327	H	Evansville	81 58
LAST 10 Division I																	
				184	A	Valparaiso	72 60	155	H	Jackson St.	77 55						
				81	A	Bradley	61 76	324	H	SIUE	74 53						
				327	H	Evansville	81 58	93	A	Saint Louis	56 61						
				271	H	Indiana St.	83 69	218	H	Western Ill.	78 65						
				141	A	Austin Peay	72 77	64	H	UT Martin	70 47						

Non-Div I Games: Truman 87 60

Illinois St.

Average RPI Win:	193	WON-LOST	WINNING	LAST 10	STRENGTH OF	OPP. STRENGTH	TEAM	ADJ.	CONF.	ADJ CONF.
Average RPI Loss:	49	RECORD	PCT. RANK	GAMES	SCHEDULE	OF SCHEDULE	RPI	RPI	RPI	RPI
DIV. I ONLY	9- 6	119	6-4	37	94	72	72	9	9	
DIV. I NON-CONF.	8- 4	90	5-2	36	136	56	56	8	8	
TOTALS	RPI 1-25	RPI 26-50	W-L RECORDS	RPI 51-100	RPI 101-150	RPI 150+				
9- 6	0- 2	1- 2	OVERALL	0- 1	2- 1	6- 0				
8- 1	0- 1	1- 0	HOME	0- 0	1- 0	6- 0				
1- 3	0- 0	0- 1	AWAY	0- 1	1- 1	0- 0				
0- 2	0- 1	0- 1	NEUTRAL	0- 0	0- 0	0- 0				
8- 4	0- 1	1- 2	NON-CONFERENCE	0- 1	2- 0	5- 0				
7- 0	0- 0	1- 0	HOME	0- 0	1- 0	5- 0				
1- 2	0- 0	0- 1	AWAY	0- 1	1- 0	0- 0				
0- 2	0- 1	0- 1	NEUTRAL	0- 0	0- 0	0- 0				
1- 2	0- 1	0- 0	CONFERENCE	0- 0	0- 1	1- 0				
1- 1	0- 1	0- 0	HOME	0- 0	0- 0	1- 0				
0- 1	0- 0	0- 0	AWAY	0- 0	0- 1	0- 0				
0- 0	0- 0	0- 0	NEUTRAL	0- 0	0- 0	0- 0				

RPI	S	Opponent	Score	RPI	S	Opponent	Score	RPI	S	Opponent	Score	RPI	S	Opponent	Score
3	H	UConn	52 59	26	H	Central Mich.	64 58	83	A	Belmont	37 72	123	A	Cincinnati	64 81
8	N	UCLA	56 61	34	A	FGCU	50 72					137	H	Wright St.	69 53
				43	N	James Madison	43 46					147	A	SFA	63 57
												169	H	Saint Mary's (CA)	67 58
												210	H	Quinnipiac	80 58
												232	H	Stetson	66 40
												256	H	Delaware	75 49
												258	H	East Carolina	91 55
												301	H	Pittsburgh	74 58
LAST 10 Division I															
3	H	UConn	52 59	169	H	Saint Mary's (CA)	67 58								
123	A	Cincinnati	64 81	210	H	Quinnipiac	80 58								
258	H	East Carolina	91 55	43	N	James Madison	43 46								
26	H	Central Mich.	64 58	8	N	UCLA	56 61								
137	H	Wright St.	69 53	232	H	Stetson	66 40								

Non-Div I Games:

UCF



Tennessee

Through Games Of Jan. 18, 2020

Average RPI Win:	216	WON-LOST	WINNING	LAST 10	STRENGTH OF	OPP. STRENGTH	TEAM	ADJ.	CONF.	ADJ CONF.
Average RPI Loss:	29	RECORD	PCT. RANK	GAMES	SCHEDULE	OF SCHEDULE	RPI	RPI	RPI	RPI
DIV. I ONLY	14- 3	24	7-3	258	71	73	73	5	5	
DIV. I NON-CONF.	10- 2	30	3-2	313	138	119	119	5	5	
TOTALS	RPI 1-25	RPI 26-50	W-L RECORDS	RPI 51-100	RPI 101-150	RPI 150+				
14- 3	0- 2	0- 0	OVERALL	1- 1	2- 0	11- 0				
9- 1	0- 0	0- 0	HOME	1- 1	0- 0	8- 0				
5- 2	0- 2	0- 0	AWAY	0- 0	2- 0	3- 0				
0- 0	0- 0	0- 0	NEUTRAL	0- 0	0- 0	0- 0				
10- 2	0- 1	0- 0	NON-CONFERENCE	0- 1	1- 0	9- 0				
7- 1	0- 0	0- 0	HOME	0- 1	0- 0	7- 0				
3- 1	0- 1	0- 0	AWAY	0- 0	1- 0	2- 0				
0- 0	0- 0	0- 0	NEUTRAL	0- 0	0- 0	0- 0				
4- 1	0- 1	0- 0	CONFERENCE	1- 0	1- 0	2- 0				
2- 0	0- 0	0- 0	HOME	1- 0	0- 0	1- 0				
2- 1	0- 1	0- 0	AWAY	0- 0	1- 0	1- 0				
0- 0	0- 0	0- 0	NEUTRAL	0- 0	0- 0	0- 0				

RPI	S	Opponent	Score	RPI	S	Opponent	Score	RPI	S	Opponent	Score	RPI	S	Opponent	Score
9	A	Stanford	51 78					61	H	Texas	60 66	125	A	Notre Dame	74 63
18	A	Kentucky	76 80					74	H	Georgia	73 56	136	A	Florida	78 50
												158	H	Missouri	77 66
												173	A	Portland St.	88 61
												221	H	Central Ark.	63 36
												225	A	ETSU	72 68
												232	H	Stetson	73 46
												233	H	Howard	88 38
												257	H	Colorado St.	79 41
												260	A	Ole Miss	84 28
												291	H	Ark.-Pine Bluff	92 51
												311	H	Air Force	81 54
												333	H	Tennessee St.	73 43
LAST 10 Division I															
136	A	Florida	78 50	233	H	Howard	88 38								
74	H	Georgia	73 56	173	A	Portland St.	88 61								
260	A	Ole Miss	84 28	9	A	Stanford	51 78								
18	A	Kentucky	76 80	257	H	Colorado St.	79 41								
158	H	Missouri	77 66	61	H	Texas	60 66								

Non-Div I Games:

Tennessee

Loss, Non-Conf, S Site, H Home A Away N Neutral

Average RPI Win:	206	WON-LOST	WINNING	LAST 10	STRENGTH OF	OPP. STRENGTH	TEAM	ADJ.	CONF.	ADJ CONF.
Average RPI Loss:	39	RECORD	PCT. RANK	GAMES	SCHEDULE	OF SCHEDULE	RPI	RPI	RPI	RPI
DIV. I ONLY	10- 7	125	5-5	12	163	74	74	5	5	
DIV. I NON-CONF.	9- 4	84	4-2	29	233	72	72	5	5	
TOTALS	RPI 1-25	RPI 26-50	W-L RECORDS	RPI 51-100	RPI 101-150	RPI 150+				
10- 7	0- 3	1- 1	OVERALL	0- 3	3- 0	6- 0				
7- 5	0- 2	0- 1	HOME	0- 2	2- 0	5- 0				
1- 2	0- 1	0- 0	AWAY	0- 1	0- 0	1- 0				
2- 0	0- 0	1- 0	NEUTRAL	0- 0	1- 0	0- 0				
9- 4	0- 2	1- 1	NON-CONFERENCE	0- 1	3- 0	5- 0				
7- 3	0- 1	0- 1	HOME	0- 1	2- 0	5- 0				
0- 1	0- 1	0- 0	AWAY	0- 0	0- 0	0- 0				
2- 0	0- 0	1- 0	NEUTRAL	0- 0	1- 0	0- 0				
1- 3	0- 1	0- 0	CONFERENCE	0- 2	0- 0	1- 0				
0- 2	0- 1	0- 0	HOME	0- 1	0- 0	0- 0				
1- 1	0- 0	0- 0	AWAY	0- 1	0- 0	1- 0				
0- 0	0- 0	0- 0	NEUTRAL	0- 0	0- 0	0- 0				

RPI	S	Opponent	Score	RPI	S	Opponent	Score	RPI	S	Opponent	Score	RPI	S	Opponent	Score
8	H	UCLA	50 59	27	H	Georgia Tech	40 73	53	H	Vanderbilt	55 63	103	H	N.C. A&T	72 54
12	A	Baylor	38 72	35	N	Virginia Tech	77 72	73	A	Tennessee	56 73	117	N	Butler	69 36
15	H	Mississippi St.	66 73					86	H	Villanova	58 63	149	H	Furman	77 48
												241	H	Gardner-Webb	84 56
												242	H	Kennesaw St.	80 65
												258	H	East Carolina	67 50
												260	A	Ole Miss	58 51
												322	H	Mercer	76 60
												332	H	USC Upstate	67 53
LAST 10 Division I															
73	A	Tennessee	56 73	241	H	Gardner-Webb	84 56								
53	H	Vanderbilt	55 63	8	H	UCLA	50 59								
15	H	Mississippi St.	66 73	149	H	Furman	77 48								
260	A	Ole Miss	58 51	12	A	Baylor	38 72								
258	H	East Carolina	67 50	35	N	Virginia Tech	77 72								

Non-Div I Games:

Georgia

■ Loss, 
 ■ Non-Conf, 
 ■ S Site, 
 ■ H Home 
 ■ A Away 
 N Neutral

Average RPI Win:	180	WON-LOST	WINNING	LAST 10	STRENGTH OF	OPP. STRENGTH	TEAM	ADJ.	CONF.	ADJ CONF.
Average RPI Loss:	75	RECORD	PCT. RANK	GAMES	SCHEDULE	OF SCHEDULE	RPI	RPI	RPI	RPI
DIV. I ONLY	10- 6	102	6-4	120	87	75	75	10	10	
DIV. I NON-CONF.	7- 4	100	3-2	162	109	95	95	10	10	
TOTALS	RPI 1-25	RPI 26-50	W-L RECORDS	RPI 51-100	RPI 101-150	RPI 150+				
10- 6	0- 0	0- 2	OVERALL	1- 2	3- 2	6- 0				
4- 1	0- 0	0- 1	HOME	1- 0	1- 0	2- 0				
3- 4	0- 0	0- 1	AWAY	0- 2	0- 1	3- 0				
3- 1	0- 0	0- 0	NEUTRAL	0- 0	2- 1	1- 0				
7- 4	0- 0	0- 1	NON-CONFERENCE	0- 1	3- 2	4- 0				
2- 1	0- 0	0- 1	HOME	0- 0	1- 0	1- 0				
2- 2	0- 0	0- 0	AWAY	0- 1	0- 1	2- 0				
3- 1	0- 0	0- 0	NEUTRAL	0- 0	2- 1	1- 0				
3- 2	0- 0	0- 1	CONFERENCE	1- 1	0- 0	2- 0				
2- 0	0- 0	0- 0	HOME	1- 0	0- 0	1- 0				
1- 2	0- 0	0- 1	AWAY	0- 1	0- 0	1- 0				
0- 0	0- 0	0- 0	NEUTRAL	0- 0	0- 0	0- 0				

RPI 1-25			RPI 26-50			RPI 51-100			Team's RPI: 75	RPI 101+		
RPI	S	Opponent	Score	RPI	S	Opponent	Score	RPI	S	Opponent	Score	
				26	A	Central Mich.	39 66	54	A	IUPUI	48 65	105 N Lehigh 54 52
				38	H	Western Ky.	86 91	76	A	Ohio	71 79	109 N Providence 52 51
								99	H	Kent St.	66 62	117 H Butler 74 70
												123 A Cincinnati 56 63
												133 N Wisconsin 56 67
												174 H Eastern Mich. 59 54
												181 A New Mexico 70 57
												211 A Bowling Green 86 80
												219 H Xavier 70 49
												254 N LMU (CA) 77 72
												329 A Purdue Fort Wayne 83 52
LAST 10 Division I												
				76	A	Ohio	71 79	181	A	New Mexico	70 57	
				26	A	Central Mich.	39 66	109	N	Providence	52 51	
				174	H	Eastern Mich.	59 54	254	N	LMU (CA)	77 72	
				211	A	Bowling Green	86 80	38	H	Western Ky.	86 91	
				99	H	Kent St.	66 62	133	N	Wisconsin	56 67	

Non-Div I Games: Urbana 84 49

Ball St.

Average RPI Win:	171	WON-LOST	WINNING	LAST 10	STRENGTH OF	OPP. STRENGTH	TEAM	ADJ.	CONF.	ADJ CONF.
Average RPI Loss:	76	RECORD	PCT. RANK	GAMES	SCHEDULE	OF SCHEDULE	RPI	RPI	RPI	RPI
DIV. I ONLY	10- 6	102	5-5	119	57	76	76	10	10	
DIV. I NON-CONF.	7- 4	100	2-3	199	39	94	94	10	10	
TOTALS	RPI 1-25	RPI 26-50	W-L RECORDS	RPI 51-100	RPI 101-150	RPI 150+				
10- 6	0- 0	1- 2	OVERALL	3- 2	0- 2	6- 0				
6- 1	0- 0	0- 1	HOME	2- 0	0- 0	4- 0				
3- 4	0- 0	1- 1	AWAY	1- 2	0- 1	1- 0				
1- 1	0- 0	0- 0	NEUTRAL	0- 0	0- 1	1- 0				
7- 4	0- 0	1- 1	NON-CONFERENCE	1- 2	0- 1	5- 0				
4- 0	0- 0	0- 0	HOME	1- 0	0- 0	3- 0				
2- 3	0- 0	1- 1	AWAY	0- 2	0- 0	1- 0				
1- 1	0- 0	0- 0	NEUTRAL	0- 0	0- 1	1- 0				
3- 2	0- 0	0- 1	CONFERENCE	2- 0	0- 1	1- 0				
2- 1	0- 0	0- 1	HOME	1- 0	0- 0	1- 0				
1- 1	0- 0	0- 0	AWAY	1- 0	0- 1	0- 0				
0- 0	0- 0	0- 0	NEUTRAL	0- 0	0- 0	0- 0				

RPI 1-25				RPI 26-50				RPI 51-100				Team's RPI: 76	RPI 101+			
RPI	S	Opponent	Score	RPI	S	Opponent	Score	RPI	S	Opponent	Score		RPI	S	Opponent	Score
				26	H	Central Mich.	71 73	54	H	IUPUI	70 64		117	N	Butler	55 60
				30	A	TCU	72 79	61	A	Texas	60 73		130	A	Western Mich.	72 73
				36	A	Ohio St.	74 68	75	H	Ball St.	79 71		190	H	Northern Ill.	87 67
								78	A	Buffalo	76 65		197	H	American	81 69
								91	A	Syracuse	54 66		201	A	Chattanooga	70 58
													245	H	Marshall	67 51
													301	N	Pittsburgh	72 50
													331	H	Incarnate Word	78 41
LAST 10 Division I																
				75	H	Ball St.	79 71	201	A	Chattanooga	70 58					
				130	A	Western Mich.	72 73	61	A	Texas	60 73					
				78	A	Buffalo	76 65	30	A	TCU	72 79					
				26	H	Central Mich.	71 73	54	H	IUPUI	70 64					
				190	H	Northern Ill.	87 67	117	N	Butler	55 60					

Non-Div I Games:

Ohio

Average RPI Win:	186	WON-LOST	WINNING	LAST 10	STRENGTH OF	OPP. STRENGTH	TEAM	ADJ.	CONF.	ADJ CONF.
Average RPI Loss:	75	RECORD	PCT. RANK	GAMES	SCHEDULE	OF SCHEDULE	RPI	RPI	RPI	RPI
DIV. I ONLY	9- 8	161	5-5	27	82	77	77	1	1	
DIV. I NON-CONF.	8- 3	68	4-0	167	168	90	90	1	1	
TOTALS	RPI 1-25	RPI 26-50	W-L RECORDS	RPI 51-100	RPI 101-150	RPI 150+				
9- 8	1- 2	1- 3	OVERALL	1- 1	0- 1	6- 1				
6- 3	1- 1	1- 2	HOME	0- 0	0- 0	4- 0				
2- 4	0- 1	0- 1	AWAY	0- 0	0- 1	2- 1				
1- 1	0- 0	0- 0	NEUTRAL	1- 1	0- 0	0- 0				
8- 3	0- 1	1- 0	NON-CONFERENCE	1- 1	0- 0	6- 1				
5- 1	0- 1	1- 0	HOME	0- 0	0- 0	4- 0				
2- 1	0- 0	0- 0	AWAY	0- 0	0- 0	2- 1				
1- 1	0- 0	0- 0	NEUTRAL	1- 1	0- 0	0- 0				
1- 5	1- 1	0- 3	CONFERENCE	0- 0	0- 1	0- 0				
1- 2	1- 0	0- 2	HOME	0- 0	0- 0	0- 0				
0- 3	0- 1	0- 1	AWAY	0- 0	0- 1	0- 0				
0- 0	0- 0	0- 0	NEUTRAL	0- 0	0- 0	0- 0				

RPI	S	Opponent	Score	RPI	S	Opponent	Score	RPI	S	Opponent	Score	RPI	S	Opponent	Score
8	A	UCLA	59 83	28	H	Virginia	59 49	58	N	Nebraska	54 67	110	A	Utah	65 67
8	H	UCLA	70 68	32	H	Arizona St.	54 63	70	N	Alabama	60 57	192	H	UNLV	75 54
17	H	Texas A&M	64 74	44	H	Arizona	57 65					236	A	UC Riverside	76 59
				50	A	Colorado	53 66					248	A	CSUN	69 53
												281	A	UC Santa Barbara	46 57
												282	H	Long Beach St.	57 40
												288	H	Nevada	50 47
												326	H	UTRGV	80 43
LAST 10 Division I															
8	H	UCLA	70 68	8	A	UCLA	59 83	282	H	Long Beach St.	57 40				
110	A	Utah	65 67	288	H	Nevada	50 47	326	H	UTRGV	80 43				
50	A	Colorado	53 66	192	H	UNLV	75 54								
32	H	Arizona St.	54 63												
44	H	Arizona	57 65												

Non-Div I Games:

Southern California

■ Loss, 
 ■ Non-Conf, 
 ■ S Site, 
 ■ Home 
 ■ Away 
 N Neutral

Average RPI Win:	201	WON-LOST	WINNING	LAST 10	STRENGTH OF	OPP. STRENGTH	TEAM	ADJ.	CONF.	ADJ CONF.
Average RPI Loss:	101	RECORD	PCT. RANK	GAMES	SCHEDULE	OF SCHEDULE	RPI	RPI	RPI	RPI
DIV. I ONLY	12- 4	50	8-2	190	162	78	78	10	10	
DIV. I NON-CONF.	9- 2	39	5-0	204	196	57	57	10	10	
TOTALS	RPI 1-25	RPI 26-50	W-L RECORDS	RPI 51-100	RPI 101-150	RPI 150+				
12- 4	0- 1	0- 0	OVERALL	2- 1	0- 0	10- 2				
7- 1	0- 0	0- 0	HOME	1- 1	0- 0	6- 0				
3- 3	0- 1	0- 0	AWAY	0- 0	0- 0	3- 2				
2- 0	0- 0	0- 0	NEUTRAL	1- 0	0- 0	1- 0				
9- 2	0- 1	0- 0	NON-CONFERENCE	2- 0	0- 0	7- 1				
5- 0	0- 0	0- 0	HOME	1- 0	0- 0	4- 0				
2- 2	0- 1	0- 0	AWAY	0- 0	0- 0	2- 1				
2- 0	0- 0	0- 0	NEUTRAL	1- 0	0- 0	1- 0				
3- 2	0- 0	0- 0	CONFERENCE	0- 1	0- 0	3- 1				
2- 1	0- 0	0- 0	HOME	0- 1	0- 0	2- 0				
1- 1	0- 0	0- 0	AWAY	0- 0	0- 0	1- 1				
0- 0	0- 0	0- 0	NEUTRAL	0- 0	0- 0	0- 0				

RPI 1-25				RPI 26-50				RPI 51-100 Team's RPI: 78				RPI 101+			
RPI	S	Opponent	Score	RPI	S	Opponent	Score	RPI	S	Opponent	Score	RPI	S	Opponent	Score
9	A	Stanford	69 88					76	H	Ohio	65 76	152	H	Columbia	82 75
								84	N	Drexel	63 59	154	A	San Jose St.	88 95
								95	H	Dayton	67 59	157	H	Dartmouth	73 49
												164	A	Toledo	59 71
												174	H	Eastern Mich.	66 63
												189	A	Miami (OH)	86 72
												197	N	American	73 55
												211	H	Bowling Green	65 59
												215	A	Niagara	81 67
												268	A	St. Bonaventure	46 36
												330	H	Canisius	71 55
												344	H	Central Conn. St.	61 56
LAST 10 Division I															
174	H	Eastern Mich.	66 63	157	H	Dartmouth	73 49								
211	H	Bowling Green	65 59	95	H	Dayton	67 59								
76	H	Ohio	65 76	268	A	St. Bonaventure	46 36								
164	A	Toledo	59 71	197	N	American	73 55								
189	A	Miami (OH)	86 72	84	N	Drexel	63 59								

Non-Div I Games:

Buffalo

Average RPI Win:	221	WON-LOST	WINNING	LAST 10	STRENGTH OF	OPP. STRENGTH	TEAM	ADJ.	CONF.	ADJ CONF.
Average RPI Loss:	46	RECORD	PCT. RANK	GAMES	SCHEDULE	OF SCHEDULE	RPI	RPI	RPI	RPI
DIV. I ONLY	12- 3	35	7-3	203	183	79	79	24	24	
DIV. I NON-CONF.	7- 2	56	2-2	120	51	52	52	25	25	
TOTALS	RPI 1-25	RPI 26-50	W-L RECORDS	RPI 51-100	RPI 101-150	RPI 150+				
12- 3	0- 1	0- 1	OVERALL	1- 1	2- 0	9- 0				
5- 2	0- 1	0- 0	HOME	0- 1	1- 0	4- 0				
5- 1	0- 0	0- 1	AWAY	0- 0	1- 0	4- 0				
2- 0	0- 0	0- 0	NEUTRAL	1- 0	0- 0	1- 0				
7- 2	0- 1	0- 1	NON-CONFERENCE	1- 0	2- 0	4- 0				
3- 1	0- 1	0- 0	HOME	0- 0	1- 0	2- 0				
2- 1	0- 0	0- 1	AWAY	0- 0	1- 0	1- 0				
2- 0	0- 0	0- 0	NEUTRAL	1- 0	0- 0	1- 0				
5- 1	0- 0	0- 0	CONFERENCE	0- 1	0- 0	5- 0				
2- 1	0- 0	0- 0	HOME	0- 1	0- 0	2- 0				
3- 0	0- 0	0- 0	AWAY	0- 0	0- 0	3- 0				
0- 0	0- 0	0- 0	NEUTRAL	0- 0	0- 0	0- 0				

RPI 1-25				RPI 26-50				RPI 51-100				RPI 101+			
RPI	S	Opponent	Score	RPI	S	Opponent	Score	RPI	S	Opponent	Score	RPI	S	Opponent	Score
21	H	Princeton	50 62	26	A	Central Mich.	54 77	89	N	North Florida	69 54	108	H	Elon	63 55
								90	H	Rider	72 76	112	A	UT Arlington	73 57
												176	H	Green Bay	72 60
												199	A	Boston U.	89 75
												215	A	Niagara	94 67
												217	A	Manhattan	71 66
												259	N	Lipscomb	74 63
												287	H	Monmouth	76 66
												319	H	Albany (NY)	76 52
												330	A	Canisius	90 59
												336	H	Saint Peter's	96 76
LAST 10 Division I															
217	A	Manhattan	71 66	287	H	Monmouth	76 66	112	A	UT Arlington	73 57				
90	H	Rider	72 76	176	H	Green Bay	72 60	21	H	Princeton	50 62				
215	A	Niagara	94 67	26	A	Central Mich.	54 77								
330	A	Canisius	90 59												
336	H	Saint Peter's	96 76												

Non-Div I Games:

Marist

Average RPI Win:	185	WON-LOST	WINNING	LAST 10	STRENGTH OF	OPP. STRENGTH	TEAM	ADJ.	CONF.	ADJ CONF.
Average RPI Loss:	73	RECORD	PCT. RANK	GAMES	SCHEDULE	OF SCHEDULE	RPI	RPI	RPI	RPI
DIV. I ONLY	10- 7	125	5-5	47	117	80	80	9	9	
DIV. I NON-CONF.	8- 6	138	3-4	45	163	101	101	8	8	
TOTALS	RPI 1-25	RPI 26-50	W-L RECORDS	RPI 51-100	RPI 101-150	RPI 150+				
10- 7	0- 2	0- 2	OVERALL	1- 1	3- 1	6- 1				
9- 0	0- 0	0- 0	HOME	1- 0	3- 0	5- 0				
1- 3	0- 1	0- 1	AWAY	0- 0	0- 0	1- 1				
0- 4	0- 1	0- 1	NEUTRAL	0- 1	0- 1	0- 0				
8- 6	0- 2	0- 1	NON-CONFERENCE	1- 1	2- 1	5- 1				
8- 0	0- 0	0- 0	HOME	1- 0	2- 0	5- 0				
0- 2	0- 1	0- 0	AWAY	0- 0	0- 0	0- 1				
0- 4	0- 1	0- 1	NEUTRAL	0- 1	0- 1	0- 0				
2- 1	0- 0	0- 1	CONFERENCE	0- 0	1- 0	1- 0				
1- 0	0- 0	0- 0	HOME	0- 0	1- 0	0- 0				
1- 1	0- 0	0- 1	AWAY	0- 0	0- 0	1- 0				
0- 0	0- 0	0- 0	NEUTRAL	0- 0	0- 0	0- 0				

RPI 1-25				RPI 26-50				RPI 51-100				Team's RPI: 80		RPI 101+			
RPI	S	Opponent	Score	RPI	S	Opponent	Score	RPI	S	Opponent	Score			RPI	S	Opponent	Score
12	A	Baylor	46 58	34	N	FGCU	77 81	61	H	Texas	64 57			118	H	Idaho	67 64
15	N	Mississippi St.	61 86	49	A	Temple	66 69	82	N	South Dakota St.	50 61			123	H	Cincinnati	76 68
														125	N	Notre Dame	51 67
														134	H	VCU	77 55
														192	A	UNLV	51 61
														212	H	Saint Francis (PA)	62 23
														214	A	Tulsa	68 52
														216	H	Jacksonville	70 39
														229	H	Brown	70 60
														233	H	Howard	82 53
														313	H	Alabama St.	80 29
LAST 10 Division I																	
				49	A	Temple	66 69					15	N	Mississippi St.	61 86		
				214	A	Tulsa	68 52					118	H	Idaho	67 64		
				123	H	Cincinnati	76 68					313	H	Alabama St.	80 29		
				229	H	Brown	70 60					125	N	Notre Dame	51 67		
				192	A	UNLV	51 61					34	N	FGCU	77 81		

Non-Div I Games:

South Fla.

■ Loss, 
 ■ Non-Conf, 
 ■ S Site, 
 ■ Home 
 ■ A Away 
 N Neutral



Average RPI Win:	212	WON-LOST	WINNING	LAST 10	STRENGTH OF	OPP. STRENGTH	TEAM	ADJ.	CONF.	ADJ CONF.
Average RPI Loss:	82	RECORD	PCT. RANK	GAMES	SCHEDULE	OF SCHEDULE	RPI	RPI	RPI	RPI
DIV. I ONLY	12- 2	21	9-1	294	126	81	81	7	7	
DIV. I NON-CONF.	8- 2	54	5-1	308	110	110	110	7	7	
TOTALS	RPI 1-25	RPI 26-50	W-L RECORDS	RPI 51-100	RPI 101-150	RPI 150+				
12- 2	0- 0	0- 0	OVERALL	1- 1	2- 1	9- 0				
6- 0	0- 0	0- 0	HOME	1- 0	0- 0	5- 0				
3- 1	0- 0	0- 0	AWAY	0- 1	1- 0	2- 0				
3- 1	0- 0	0- 0	NEUTRAL	0- 0	1- 1	2- 0				
8- 2	0- 0	0- 0	NON-CONFERENCE	0- 1	1- 1	7- 0				
3- 0	0- 0	0- 0	HOME	0- 0	0- 0	3- 0				
2- 1	0- 0	0- 0	AWAY	0- 1	0- 0	2- 0				
3- 1	0- 0	0- 0	NEUTRAL	0- 0	1- 1	2- 0				
4- 0	0- 0	0- 0	CONFERENCE	1- 0	1- 0	2- 0				
3- 0	0- 0	0- 0	HOME	1- 0	0- 0	2- 0				
1- 0	0- 0	0- 0	AWAY	0- 0	1- 0	0- 0				
0- 0	0- 0	0- 0	NEUTRAL	0- 0	0- 0	0- 0				

RPI S	Opponent	Score	RPI S	Opponent	Score	RPI S	Opponent	Score	RPI S	Opponent	Score
						57	A Michigan	57 77	107	N Liberty	63 75
						71	H Illinois St.	76 61	113	A Loyola Chicago	60 47
									132	N Richmond	61 57
									155	H Jackson St.	78 69
									189	H Miami (OH)	79 68
									205	N George Mason	61 59
									218	A Western Ill.	84 49
									269	A Oakland	74 58
									271	H Indiana St.	91 75
									289	N Eastern Wash.	66 46
									305	H North Dakota St.	70 64
									327	H Evansville	82 51
LAST 10 Division I											
113	A Loyola Chicago	60 47	107	N Liberty	63 75						
71	H Illinois St.	76 61	155	H Jackson St.	78 69						
271	H Indiana St.	91 75	305	H North Dakota St.	70 64						
327	H Evansville	82 51	132	N Richmond	61 57						
289	N Eastern Wash.	66 46	205	N George Mason	61 59						

Non-Div I Games: Eureka 101 39

Bradley

Average RPI Win:	214	WON-LOST	WINNING	LAST 10	STRENGTH OF	OPP. STRENGTH	TEAM	ADJ.	CONF.	ADJ CONF.
Average RPI Loss:	26	RECORD	PCT. RANK	GAMES	SCHEDULE	OF SCHEDULE	RPI	RPI	RPI	RPI
DIV. I ONLY	13- 6	77	8-2	161	63	82	82	20	20	
DIV. I NON-CONF.	7- 6	161	2-2	81	7	96	96	19	19	
TOTALS	RPI 1-25	RPI 26-50	W-L RECORDS	RPI 51-100	RPI 101-150	RPI 150+				
13- 6	0- 2	0- 4	OVERALL	1- 0	2- 0	10- 0				
7- 2	0- 0	0- 2	HOME	0- 0	1- 0	6- 0				
4- 3	0- 2	0- 1	AWAY	0- 0	0- 0	4- 0				
2- 1	0- 0	0- 1	NEUTRAL	1- 0	1- 0	0- 0				
7- 6	0- 2	0- 4	NON-CONFERENCE	1- 0	2- 0	4- 0				
4- 2	0- 0	0- 2	HOME	0- 0	1- 0	3- 0				
1- 3	0- 2	0- 1	AWAY	0- 0	0- 0	1- 0				
2- 1	0- 0	0- 1	NEUTRAL	1- 0	1- 0	0- 0				
6- 0	0- 0	0- 0	CONFERENCE	0- 0	0- 0	6- 0				
3- 0	0- 0	0- 0	HOME	0- 0	0- 0	3- 0				
3- 0	0- 0	0- 0	AWAY	0- 0	0- 0	3- 0				
0- 0	0- 0	0- 0	NEUTRAL	0- 0	0- 0	0- 0				

RPI 1-25				RPI 26-50				RPI 51-100				RPI 101+			
RPI	S	Opponent	Score	RPI	S	Opponent	Score	RPI	S	Opponent	Score	RPI	S	Opponent	Score
7	A	Oregon	56 95	26	H	Central Mich.	74 79	80	N	South Fla.	61 50	115	H	Montana St.	60 50
22	A	Creighton	48 61	31	A	Drake	67 74					125	N	Notre Dame	65 59
				34	N	FGCU	70 71					159	H	North Dakota	99 64
				37	H	Marquette	58 65					176	A	Green Bay	60 55
												201	H	Chattanooga	71 56
												218	H	Western Ill.	75 45
												220	H	Wyoming	67 40
												243	H	Oral Roberts	58 44
												272	A	Omaha	68 51
												296	A	Denver	86 79
												329	A	Purdue Fort Wayne	100 69
												343	H	Coppin St.	94 41
LAST 10 Division I															
				159	H	North Dakota	99 64	272	A	Omaha	68 51				
				329	A	Purdue Fort Wayne	100 69	176	A	Green Bay	60 55				
				296	A	Denver	86 79	37	H	Marquette	58 65				
				218	H	Western Ill.	75 45	26	H	Central Mich.	74 79				
				243	H	Oral Roberts	58 44	201	H	Chattanooga	71 56				

Non-Div I Games: Dakota Wesleyan 77 46

South Dakota St.

# Belmont

Through Games Of Jan. 18, 2020

Average RPI Win:	207	WON-LOST	WINNING	LAST 10	STRENGTH OF	OPP. STRENGTH	TEAM	ADJ.	CONF.	ADJ CONF.
Average RPI Loss:	58	RECORD	PCT. RANK	GAMES	SCHEDULE	OF SCHEDULE	RPI	RPI	RPI	RPI
DIV. I ONLY	10- 7	125	7-3	87	98	83	83	18	18	
DIV. I NON-CONF.	5- 6	187	2-2	57	11	97	97	21	21	
TOTALS	RPI 1-25	RPI 26-50	W-L RECORDS	RPI 51-100	RPI 101-150	RPI 150+				
10- 7	0- 1	0- 4	OVERALL	2- 1	0- 0	8- 1				
8- 0	0- 0	0- 0	HOME	2- 0	0- 0	6- 0				
2- 5	0- 0	0- 3	AWAY	0- 1	0- 0	2- 1				
0- 2	0- 1	0- 1	NEUTRAL	0- 0	0- 0	0- 0				
5- 6	0- 1	0- 4	NON-CONFERENCE	2- 0	0- 0	3- 1				
4- 0	0- 0	0- 0	HOME	2- 0	0- 0	2- 0				
1- 4	0- 0	0- 3	AWAY	0- 0	0- 0	1- 1				
0- 2	0- 1	0- 1	NEUTRAL	0- 0	0- 0	0- 0				
5- 1	0- 0	0- 0	CONFERENCE	0- 1	0- 0	5- 0				
4- 0	0- 0	0- 0	HOME	0- 0	0- 0	4- 0				
1- 1	0- 0	0- 0	AWAY	0- 1	0- 0	1- 0				
0- 0	0- 0	0- 0	NEUTRAL	0- 0	0- 0	0- 0				

RPI 1-25				RPI 26-50				RPI 51-100				Team's RPI: 83	RPI 101+			
RPI	S	Opponent	Score	RPI	S	Opponent	Score	RPI	S	Opponent	Score		RPI	S	Opponent	Score
20	N	Maryland	26 90	35	N	Virginia Tech	58 60	51	H	Middle Tenn.	68 57		164	A	Toledo	48 53
				37	A	Marquette	51 53	64	A	UT Martin	57 74		166	A	Southeast Mo. St.	57 45
				38	A	Western Ky.	46 77	72	H	UCF	72 37		201	H	Chattanooga	63 50
				45	A	Arkansas	60 91						227	H	Northern Ky.	62 45
													246	H	Eastern Ill.	69 45
													253	H	Eastern Ky.	68 48
													259	A	Lipscomb	69 68
													266	H	Morehead St.	71 62
													324	H	SIUE	69 48
LAST 10 Division I																
				266	H	Morehead St.	71 62	324	H	SIUE	69 48					
				253	H	Eastern Ky.	68 48	37	A	Marquette	51 53					
				64	A	UT Martin	57 74	51	H	Middle Tenn.	68 57					
				166	A	Southeast Mo. St.	57 45	259	A	Lipscomb	69 68					
				246	H	Eastern Ill.	69 45	164	A	Toledo	48 53					

Non-Div I Games:

Belmont

Loss, Non-Conf, S Site, H Home A Away N Neutral

Average RPI Win:	185	WON-LOST	WINNING	LAST 10	STRENGTH OF	OPP. STRENGTH	TEAM	ADJ.	CONF.	ADJ CONF.
Average RPI Loss:	104	RECORD	PCT. RANK	GAMES	SCHEDULE	OF SCHEDULE	RPI	RPI	RPI	RPI
DIV. I ONLY	10- 6	102	7-3	108	132	84	84	14	14	
DIV. I NON-CONF.	7- 5	130	4-2	53	103	74	74	14	14	
TOTALS	RPI 1-25	RPI 26-50	W-L RECORDS	RPI 51-100	RPI 101-150	RPI 150+				
10- 6	0- 1	0- 0	OVERALL	2- 2	1- 2	7- 1				
7- 1	0- 0	0- 0	HOME	2- 0	1- 1	4- 0				
3- 4	0- 1	0- 0	AWAY	0- 1	0- 1	3- 1				
0- 1	0- 0	0- 0	NEUTRAL	0- 1	0- 0	0- 0				
7- 5	0- 1	0- 0	NON-CONFERENCE	2- 2	1- 2	4- 0				
5- 1	0- 0	0- 0	HOME	2- 0	1- 1	2- 0				
2- 3	0- 1	0- 0	AWAY	0- 1	0- 1	2- 0				
0- 1	0- 0	0- 0	NEUTRAL	0- 1	0- 0	0- 0				
3- 1	0- 0	0- 0	CONFERENCE	0- 0	0- 0	3- 1				
2- 0	0- 0	0- 0	HOME	0- 0	0- 0	2- 0				
1- 1	0- 0	0- 0	AWAY	0- 0	0- 0	1- 1				
0- 0	0- 0	0- 0	NEUTRAL	0- 0	0- 0	0- 0				

RPI 1-25				RPI 26-50				RPI 51-100 Team's RPI: 84				RPI 101+			
RPI	S	Opponent	Score	RPI	S	Opponent	Score	RPI	S	Opponent	Score	RPI	S	Opponent	Score
14	A	DePaul	57 81					55	A	Bucknell	49 60	111	H	Pacific	51 58
								78	N	Buffalo	59 63	121	A	Penn	49 53
								85	H	Davidson	74 63	132	H	Richmond	58 52
								86	H	Villanova	54 52	163	H	Northeastern	50 41
												183	A	Saint Joseph's	62 52
												198	H	La Salle	69 31
												210	A	Quinnipiac	66 62
												223	A	UNCW	73 72
												247	A	Col. of Charleston	59 73
												252	H	Maine	70 57
												314	H	Hofstra	74 54
LAST 10 Division I															
314	H	Hofstra	74 54	121	A	Penn	49 53								
163	H	Northeastern	50 41	198	H	La Salle	69 31								
223	A	UNCW	73 72	55	A	Bucknell	49 60								
247	A	Col. of Charleston	59 73	86	H	Villanova	54 52								
252	H	Maine	70 57	183	A	Saint Joseph's	62 52								

Non-Div I Games:

Drexel

■ Loss, 
■ Non-Conf, S Site, 
■ Home 
■ Away 
N Neutral

Average RPI Win:	205	WON-LOST	WINNING	LAST 10	STRENGTH OF	OPP. STRENGTH	TEAM	ADJ.	CONF.	ADJ CONF.
Average RPI Loss:	85	RECORD	PCT. RANK	GAMES	SCHEDULE	OF SCHEDULE	RPI	RPI	RPI	RPI
DIV. I ONLY	11- 6	87	7-3	185	95	85	85	12	12	
DIV. I NON-CONF.	6- 6	164	2-3	243	95	151	151	12	12	
TOTALS	RPI 1-25	RPI 26-50	W-L RECORDS	RPI 51-100	RPI 101-150	RPI 150+				
11- 6	0- 0	0- 2	OVERALL	1- 2	2- 1	8- 1				
5- 1	0- 0	0- 0	HOME	0- 1	2- 0	3- 0				
5- 5	0- 0	0- 2	AWAY	1- 1	0- 1	4- 1				
1- 0	0- 0	0- 0	NEUTRAL	0- 0	0- 0	1- 0				
6- 6	0- 0	0- 2	NON-CONFERENCE	0- 2	0- 1	6- 1				
2- 1	0- 0	0- 0	HOME	0- 1	0- 0	2- 0				
3- 5	0- 0	0- 2	AWAY	0- 1	0- 1	3- 1				
1- 0	0- 0	0- 0	NEUTRAL	0- 0	0- 0	1- 0				
5- 0	0- 0	0- 0	CONFERENCE	1- 0	2- 0	2- 0				
3- 0	0- 0	0- 0	HOME	0- 0	2- 0	1- 0				
2- 0	0- 0	0- 0	AWAY	1- 0	0- 0	1- 0				
0- 0	0- 0	0- 0	NEUTRAL	0- 0	0- 0	0- 0				

RPI S	Opponent	Score	RPI S	Opponent	Score	RPI S	Opponent	Score	RPI S	Opponent	Score
35	A Virginia Tech	68 88	42	A Duke	52 82	60	H Charlotte	64 75	131	H Fordham	74 62
						84	A Drexel	63 74	136	A Florida	50 55
						93	A Saint Louis	65 58	143	H George Washington	62 55
									152	A Columbia	60 63
									162	H Rhode Island	79 67
									205	A George Mason	76 69
									225	A ETSU	75 60
									228	A UMKC	74 64
									234	H Georgetown	66 52
									237	A High Point	73 63
									265	N UC Irvine	78 72
									328	H Western Caro.	101 51
LAST 10 Division I											
143	H George Washington	62 55	136	A Florida	50 55	60	H Charlotte	64 75			
205	A George Mason	76 69				152	A Columbia	60 63			
162	H Rhode Island	79 67				237	A High Point	73 63			
131	H Fordham	74 62				225	A ETSU	75 60			
93	A Saint Louis	65 58									

Non-Div I Games: Newberry 75 46

Davidson

Average RPI Win:	145	WON-LOST	WINNING	LAST 10	STRENGTH OF	OPP. STRENGTH	TEAM	ADJ.	CONF.	ADJ CONF.
Average RPI Loss:	94	RECORD	PCT. RANK	GAMES	SCHEDULE	OF SCHEDULE	RPI	RPI	RPI	RPI
DIV. I ONLY	11- 7	113	7-3	104	34	86	86	6	6	
DIV. I NON-CONF.	6- 5	151	2-1	84	54	89	89	6	6	
TOTALS	RPI 1-25	RPI 26-50	W-L RECORDS	RPI 51-100	RPI 101-150	RPI 150+				
11- 7	0- 1	0- 2	OVERALL	3- 1	3- 2	5- 1				
6- 4	0- 1	0- 1	HOME	0- 0	2- 2	4- 0				
5- 3	0- 0	0- 1	AWAY	3- 1	1- 0	1- 1				
0- 0	0- 0	0- 0	NEUTRAL	0- 0	0- 0	0- 0				
6- 5	0- 0	0- 2	NON-CONFERENCE	1- 1	2- 1	3- 1				
3- 2	0- 0	0- 1	HOME	0- 0	1- 1	2- 0				
3- 3	0- 0	0- 1	AWAY	1- 1	1- 0	1- 1				
0- 0	0- 0	0- 0	NEUTRAL	0- 0	0- 0	0- 0				
5- 2	0- 1	0- 0	CONFERENCE	2- 0	1- 1	2- 0				
3- 2	0- 1	0- 0	HOME	0- 0	1- 1	2- 0				
2- 0	0- 0	0- 0	AWAY	2- 0	0- 0	0- 0				
0- 0	0- 0	0- 0	NEUTRAL	0- 0	0- 0	0- 0				

RPI S	Opponent	Score	RPI S	Opponent	Score	RPI S	Opponent	Score	RPI S	Opponent	Score
22	H Creighton	42 58	43	H James Madison	52 56	52	A St. John's (NY)	67 62	109	H Providence	51 49
			49	A Temple	69 74	56	A Seton Hall	61 55	117	H Butler	41 58
						74	A Georgia	63 58	121	H Penn	70 58
						84	A Drexel	52 54	131	A Fordham	73 66
									143	H George Washington	56 68
									183	H Saint Joseph's	60 44
									197	A American	54 76
									198	A La Salle	77 69
									217	H Manhattan	63 51
									219	H Xavier	66 54
									234	H Georgetown	74 53
LAST 10 Division I											
234	H Georgetown	74 53	56	A Seton Hall	61 55						
121	H Penn	70 58	22	H Creighton	42 58						
219	H Xavier	66 54	109	H Providence	51 49						
117	H Butler	41 58	198	A La Salle	77 69						
52	A St. John's (NY)	67 62	49	A Temple	69 74						

Non-Div I Games:

Villanova

Average RPI Win:	178	WON-LOST	WINNING	LAST 10	STRENGTH OF	OPP. STRENGTH	TEAM	ADJ.	CONF.	ADJ CONF.
Average RPI Loss:	33	RECORD	PCT. RANK	GAMES	SCHEDULE	OF SCHEDULE	RPI	RPI	RPI	RPI
DIV. I ONLY	9- 6	119	5-5	65	56	87	87	3	3	
DIV. I NON-CONF.	8- 3	68	4-2	148	73	88	88	4	4	
TOTALS	RPI 1-25	RPI 26-50	W-L RECORDS	RPI 51-100	RPI 101-150	RPI 150+				
9- 6	0- 2	0- 3	OVERALL	2- 1	2- 0	5- 0				
6- 4	0- 1	0- 2	HOME	1- 1	2- 0	3- 0				
3- 2	0- 1	0- 1	AWAY	1- 0	0- 0	2- 0				
0- 0	0- 0	0- 0	NEUTRAL	0- 0	0- 0	0- 0				
8- 3	0- 1	0- 2	NON-CONFERENCE	2- 0	2- 0	4- 0				
6- 2	0- 1	0- 1	HOME	1- 0	2- 0	3- 0				
2- 1	0- 0	0- 1	AWAY	1- 0	0- 0	1- 0				
0- 0	0- 0	0- 0	NEUTRAL	0- 0	0- 0	0- 0				
1- 3	0- 1	0- 1	CONFERENCE	0- 1	0- 0	1- 0				
0- 2	0- 0	0- 1	HOME	0- 1	0- 0	0- 0				
1- 1	0- 1	0- 0	AWAY	0- 0	0- 0	1- 0				
0- 0	0- 0	0- 0	NEUTRAL	0- 0	0- 0	0- 0				

RPI 1-25				RPI 26-50				RPI 51-100 Team's RPI: 87				RPI 101+			
RPI	S	Opponent	Score	RPI	S	Opponent	Score	RPI	S	Opponent	Score	RPI	S	Opponent	Score
6	H	Iowa	69 75	30	H	TCU	74 77	61	H	Texas	75 81	120	H	New Orleans	71 53
23	A	Oklahoma	72 81	31	A	Drake	81 86	70	A	Alabama	75 66	137	H	Wright St.	79 71
				46	H	UNI	63 71	92	H	Texas Southern	79 59	171	H	North Ala.	80 72
												179	A	Texas Tech	96 66
												239	H	Southern U.	69 36
												291	H	Ark.-Pine Bluff	90 40
												305	A	North Dakota St.	86 58
LAST 10 Division I															
30	H	TCU	74 77	46	H	UNI	63 71	137	H	Wright St.	79 71	6	H	Iowa	69 75
23	A	Oklahoma	72 81	179	A	Texas Tech	96 66	70	A	Alabama	75 66	120	H	New Orleans	71 53
61	H	Texas	75 81	171	H	North Ala.	80 72								

Non-Div I Games:

Iowa St.

Average RPI Win: <b>241</b>	WON-LOST	WINNING	LAST 10	STRENGTH OF	OPP. STRENGTH	TEAM	ADJ.	CONF.	ADJ CONF.
Average RPI Loss: <b>93</b>	RECORD	PCT. RANK	GAMES	SCHEDULE	OF SCHEDULE	RPI	RPI	RPI	RPI
DIV. I ONLY	13- 4	43	8-2	279	131	88	88	15	15
DIV. I NON-CONF.	8- 3	68	3-1	229	127	78	78	15	15
TOTALS	RPI 1-25	RPI 26-50	W-L RECORDS	RPI 51-100	RPI 101-150	RPI 150+			
13- 4	0- 1	1- 0	OVERALL	0- 2	1- 0	11- 1			
8- 0	0- 0	1- 0	HOME	0- 0	0- 0	7- 0			
5- 4	0- 1	0- 0	AWAY	0- 2	1- 0	4- 1			
0- 0	0- 0	0- 0	NEUTRAL	0- 0	0- 0	0- 0			
8- 3	0- 1	1- 0	NON-CONFERENCE	0- 2	1- 0	6- 0			
5- 0	0- 0	1- 0	HOME	0- 0	0- 0	4- 0			
3- 3	0- 1	0- 0	AWAY	0- 2	1- 0	2- 0			
0- 0	0- 0	0- 0	NEUTRAL	0- 0	0- 0	0- 0			
5- 1	0- 0	0- 0	CONFERENCE	0- 0	0- 0	5- 1			
3- 0	0- 0	0- 0	HOME	0- 0	0- 0	3- 0			
2- 1	0- 0	0- 0	AWAY	0- 0	0- 0	2- 1			
0- 0	0- 0	0- 0	NEUTRAL	0- 0	0- 0	0- 0			

RPI 1-25				RPI 26-50				RPI 51-100 Team's RPI: 88				RPI 101+			
RPI	S	Opponent	Score	RPI	S	Opponent	Score	RPI	S	Opponent	Score	RPI	S	Opponent	Score
13	A	Northwestern	44 <b>73</b>	47	H	Yale	70 67	70	A	Alabama	52 <b>72</b>	150	A	Cornell	62 58
								93	A	Saint Louis	51 <b>61</b>	197	A	American	61 <b>63</b>
												199	A	Boston U.	70 61
												215	H	Niagara	85 72
												226	H	UMass Lowell	73 51
												240	H	Lafayette	73 52
												267	H	Army West Point	100 93
												270	H	Wagner	74 58
												275	H	Navy	80 55
												283	A	Loyola Maryland	76 74
												309	H	Siena	88 51
												325	A	NJIT	79 52
												330	A	Canisius	90 69
LAST 10 Division I															
199	A	Boston U.	70 61	197	A	American	61 <b>63</b>								
240	H	Lafayette	73 52	270	H	Wagner	74 58								
275	H	Navy	80 55	70	A	Alabama	52 <b>72</b>								
283	A	Loyola Maryland	76 74	309	H	Siena	88 51								
267	H	Army West Point	100 93	215	H	Niagara	85 72								

Non-Div I Games:

Colgate



# North Florida

Through Games Of Jan. 18, 2020

Average RPI Win:	240	WON-LOST	WINNING	LAST 10	STRENGTH OF	OPP. STRENGTH	TEAM	ADJ.	CONF.	ADJ CONF.
Average RPI Loss:	82	RECORD	PCT. RANK	GAMES	SCHEDULE	OF SCHEDULE	RPI	RPI	RPI	RPI
DIV. I ONLY	7- 8	196	5-5	51	189	89	89	16	16	
DIV. I NON-CONF.	5- 6	187	3-3	58	124	84	84	16	16	
TOTALS	RPI 1-25	RPI 26-50	W-L RECORDS	RPI 51-100	RPI 101-150	RPI 150+				
7- 8	0- 2	0- 2	OVERALL	1- 1	1- 1	5- 2				
2- 1	0- 0	0- 1	HOME	0- 0	1- 0	1- 0				
3- 5	0- 2	0- 1	AWAY	0- 0	0- 1	3- 1				
2- 2	0- 0	0- 0	NEUTRAL	1- 1	0- 0	1- 1				
5- 6	0- 2	0- 1	NON-CONFERENCE	1- 1	1- 1	3- 1				
1- 0	0- 0	0- 0	HOME	0- 0	1- 0	0- 0				
2- 4	0- 2	0- 1	AWAY	0- 0	0- 1	2- 0				
2- 2	0- 0	0- 0	NEUTRAL	1- 1	0- 0	1- 1				
2- 2	0- 0	0- 1	CONFERENCE	0- 0	0- 0	2- 1				
1- 1	0- 0	0- 1	HOME	0- 0	0- 0	1- 0				
1- 1	0- 0	0- 0	AWAY	0- 0	0- 0	1- 1				
0- 0	0- 0	0- 0	NEUTRAL	0- 0	0- 0	0- 0				

RPI S	Opponent	Score	RPI S	Opponent	Score	RPI S	Opponent	Score	RPI S	Opponent	Score
11	A Indiana	45 72	34	H FGCU	50 72	79	N Marist	54 69	133	A Wisconsin	62 75
19	A Florida St.	41 70	41	A Miami (FL)	55 78	90	N Rider	80 70	135	H Holy Cross	80 60
									170	N Norfolk St.	54 57
									171	A North Ala.	51 54
									242	A Kennesaw St.	64 55
									279	A Alabama A&M	73 64
									304	N Nicholls St.	64 61
									308	A FIU	64 49
									325	H NJIT	71 48
LAST 10 Division I											
34	H FGCU	50 72	19	A Florida St.	41 70						
325	H NJIT	71 48	11	A Indiana	45 72						
242	A Kennesaw St.	64 55	304	N Nicholls St.	64 61						
171	A North Ala.	51 54	170	N Norfolk St.	54 57						
135	H Holy Cross	80 60	90	N Rider	80 70						

Non-Div I Games: Warner 110 46 Edward Waters 80 51

North Florida

Loss, Non-Conf, S Site, H Home A Away N Neutral

Average RPI Win:	222	WON-LOST	WINNING	LAST 10	STRENGTH OF	OPP. STRENGTH	TEAM	ADJ.	CONF.	ADJ CONF.
Average RPI Loss:	55	RECORD	PCT. RANK	GAMES	SCHEDULE	OF SCHEDULE	RPI	RPI	RPI	RPI
DIV. I ONLY	12- 2	21	9-1	325	58	90	90	24	24	
DIV. I NON-CONF.	7- 2	56	4-1	331	14	128	128	25	25	
TOTALS	RPI 1-25	RPI 26-50	W-L RECORDS	RPI 51-100	RPI 101-150	RPI 150+				
12- 2	0- 1	0- 0	OVERALL	1- 1	0- 0	11- 0				
6- 0	0- 0	0- 0	HOME	0- 0	0- 0	6- 0				
5- 1	0- 1	0- 0	AWAY	1- 0	0- 0	4- 0				
1- 1	0- 0	0- 0	NEUTRAL	0- 1	0- 0	1- 0				
7- 2	0- 1	0- 0	NON-CONFERENCE	0- 1	0- 0	7- 0				
3- 0	0- 0	0- 0	HOME	0- 0	0- 0	3- 0				
3- 1	0- 1	0- 0	AWAY	0- 0	0- 0	3- 0				
1- 1	0- 0	0- 0	NEUTRAL	0- 1	0- 0	1- 0				
5- 0	0- 0	0- 0	CONFERENCE	1- 0	0- 0	4- 0				
3- 0	0- 0	0- 0	HOME	0- 0	0- 0	3- 0				
2- 0	0- 0	0- 0	AWAY	1- 0	0- 0	1- 0				
0- 0	0- 0	0- 0	NEUTRAL	0- 0	0- 0	0- 0				

RPI 1-25				RPI 26-50				RPI 51-100 Team's RPI: 90				RPI 101+			
RPI	S	Opponent	Score	RPI	S	Opponent	Score	RPI	S	Opponent	Score	RPI	S	Opponent	Score
21	A	Princeton	47 80					79	A	Marist	76 72	198	H	La Salle	70 43
								89	N	North Florida	70 80	202	A	Iona	81 37
												206	A	Penn St.	78 70
												210	H	Quinnipiac	75 59
												215	H	Niagara	79 75
												219	H	Xavier	64 57
												234	A	Georgetown	65 64
												259	N	Lipscomb	81 76
												262	A	Delaware St.	71 69
												270	H	Wagner	77 63
												309	H	Siena	70 66
LAST 10 Division I															
309	H	Siena	70 66	262	A	Delaware St.	71 69								
79	A	Marist	76 72	270	H	Wagner	77 63								
210	H	Quinnipiac	75 59	234	A	Georgetown	65 64								
202	A	Iona	81 37	198	H	La Salle	70 43								
215	H	Niagara	79 75	89	N	North Florida	70 80								

Non-Div I Games:

Rider

Average RPI Win:	176	WON-LOST	WINNING	LAST 10	STRENGTH OF	OPP. STRENGTH	TEAM	ADJ.	CONF.	ADJ CONF.
Average RPI Loss:	43	RECORD	PCT. RANK	GAMES	SCHEDULE	OF SCHEDULE	RPI	RPI	RPI	RPI
DIV. I ONLY	8- 8	172	4-6	30	11	91	91	4	4	
DIV. I NON-CONF.	6- 5	151	2-3	88	45	121	121	3	3	
TOTALS	RPI 1-25	RPI 26-50	W-L RECORDS	RPI 51-100	RPI 101-150	RPI 150+				
8- 8	1- 3	0- 3	OVERALL	2- 1	2- 0	3- 1				
6- 2	1- 1	0- 1	HOME	1- 0	1- 0	3- 0				
0- 3	0- 1	0- 1	AWAY	0- 1	0- 0	0- 0				
2- 3	0- 1	0- 1	NEUTRAL	1- 0	1- 0	0- 1				
6- 5	0- 2	0- 1	NON-CONFERENCE	2- 1	1- 0	3- 1				
4- 1	0- 1	0- 0	HOME	1- 0	0- 0	3- 0				
0- 1	0- 0	0- 0	AWAY	0- 1	0- 0	0- 0				
2- 3	0- 1	0- 1	NEUTRAL	1- 0	1- 0	0- 1				
2- 3	1- 1	0- 2	CONFERENCE	0- 0	1- 0	0- 0				
2- 1	1- 0	0- 1	HOME	0- 0	1- 0	0- 0				
0- 2	0- 1	0- 1	AWAY	0- 0	0- 0	0- 0				
0- 0	0- 0	0- 0	NEUTRAL	0- 0	0- 0	0- 0				

RPI 1-25				RPI 26-50				RPI 51-100				RPI 101+			
RPI	S	Opponent	Score	RPI	S	Opponent	Score	RPI	S	Opponent	Score	RPI	S	Opponent	Score
1	A	Louisville	58 62	27	H	Georgia Tech	64 82	57	A	Michigan	76 84	125	H	Notre Dame	74 63
7	H	Oregon	64 81	29	N	West Virginia	69 71	76	H	Ohio	66 54	146	N	Houston	87 62
9	N	Stanford	59 77	41	A	Miami (FL)	62 77	98	N	Michigan St.	77 63	176	N	Green Bay	73 79
19	H	Florida St.	90 89									306	H	UMES	65 50
												319	H	Albany (NY)	75 53
												320	H	UMBC	82 48
LAST 10 Division I															
27	H	Georgia Tech	64 82	29	N	West Virginia	69 71	57	A	Michigan	76 84	176	N	Green Bay	73 79
41	A	Miami (FL)	62 77	98	N	Michigan St.	77 63	320	H	UMBC	82 48				
125	H	Notre Dame	74 63	50	A	Michigan	76 84								
19	H	Florida St.	90 89												
1	A	Louisville	58 62												

Non-Div I Games:

Syracuse

Texas Southern

Through Games Of Jan. 18, 2020

Average RPI Win:	217	WON-LOST	WINNING	LAST 10	STRENGTH OF	OPP. STRENGTH	TEAM	ADJ.	CONF.	ADJ CONF.
Average RPI Loss:	82	RECORD	PCT. RANK	GAMES	SCHEDULE	OF SCHEDULE	RPI	RPI	RPI	RPI
DIV. I ONLY	8- 7	155	6-4	114	108	92	92	31	31	
DIV. I NON-CONF.	5- 6	187	3-3	18	50	48	48	28	28	
TOTALS	RPI 1-25	RPI 26-50	W-L RECORDS	RPI 51-100	RPI 101-150	RPI 150+				
8- 7	0- 2	0- 1	OVERALL	0- 1	3- 1	5- 2				
4- 0	0- 0	0- 0	HOME	0- 0	1- 0	3- 0				
4- 5	0- 2	0- 1	AWAY	0- 1	2- 0	2- 1				
0- 2	0- 0	0- 0	NEUTRAL	0- 0	0- 1	0- 1				
5- 6	0- 2	0- 1	NON-CONFERENCE	0- 1	3- 1	2- 1				
1- 0	0- 0	0- 0	HOME	0- 0	1- 0	0- 0				
4- 4	0- 2	0- 1	AWAY	0- 1	2- 0	2- 0				
0- 2	0- 0	0- 0	NEUTRAL	0- 0	0- 1	0- 1				
3- 1	0- 0	0- 0	CONFERENCE	0- 0	0- 0	3- 1				
3- 0	0- 0	0- 0	HOME	0- 0	0- 0	3- 0				
0- 1	0- 0	0- 0	AWAY	0- 0	0- 0	0- 1				
0- 0	0- 0	0- 0	NEUTRAL	0- 0	0- 0	0- 0				

RPI 1-25				RPI 26-50				RPI 51-100				Team's RPI: 92	RPI 101+			
RPI	S	Opponent	Score	RPI	S	Opponent	Score	RPI	S	Opponent	Score		RPI	S	Opponent	Score
7	A	Oregon	63 99	50	A	Colorado	50 74	87	A	Iowa St.	59 79		110	N	Utah	52 61
10	A	Gonzaga	45 80										112	A	UT Arlington	74 63
													122	H	Rice	63 56
													128	A	Tulane	72 62
													155	A	Jackson St.	79 81
													156	N	UAB	68 84
													187	A	Hawaii	74 57
													239	H	Southern U.	61 56
													298	H	Prairie View	88 65
													321	H	Alcorn	105 70
													326	A	UTRGV	71 44
LAST 10 Division I																
155	A	Jackson St.	79 81	156	N	UAB	68 84									
298	H	Prairie View	88 65	128	A	Tulane	72 62									
321	H	Alcorn	105 70	10	A	Gonzaga	45 80									
239	H	Southern U.	61 56	122	H	Rice	63 56									
112	A	UT Arlington	74 63	50	A	Colorado	50 74									

Non-Div I Games:

Texas Southern

Loss, Non-Conf, S Site, H Home A Away N Neutral

## Saint Louis

Through Games Of Jan. 18, 2020

Average RPI Win:	180	WON-LOST	WINNING	LAST 10	STRENGTH OF	OPP. STRENGTH	TEAM	ADJ.	CONF.	ADJ CONF.
Average RPI Loss:	84	RECORD	PCT. RANK	GAMES	SCHEDULE	OF SCHEDULE	RPI	RPI	RPI	RPI
DIV. I ONLY	10- 7	125	5-5	86	97	93	93	12	12	
DIV. I NON-CONF.	8- 5	117	3-3	60	114	62	62	12	12	
TOTALS	RPI 1-25	RPI 26-50	W-L RECORDS	RPI 51-100	RPI 101-150	RPI 150+				
10- 7	0- 1	0- 0	OVERALL	3- 4	1- 1	6- 1				
5- 4	0- 1	0- 0	HOME	3- 2	0- 1	2- 0				
5- 3	0- 0	0- 0	AWAY	0- 2	1- 0	4- 1				
0- 0	0- 0	0- 0	NEUTRAL	0- 0	0- 0	0- 0				
8- 5	0- 1	0- 0	NON-CONFERENCE	3- 3	1- 0	4- 1				
4- 2	0- 1	0- 0	HOME	3- 1	0- 0	1- 0				
4- 3	0- 0	0- 0	AWAY	0- 2	1- 0	3- 1				
0- 0	0- 0	0- 0	NEUTRAL	0- 0	0- 0	0- 0				
2- 2	0- 0	0- 0	CONFERENCE	0- 1	0- 1	2- 0				
1- 2	0- 0	0- 0	HOME	0- 1	0- 1	1- 0				
1- 0	0- 0	0- 0	AWAY	0- 0	0- 0	1- 0				
0- 0	0- 0	0- 0	NEUTRAL	0- 0	0- 0	0- 0				

RPI 1-25				RPI 26-50				RPI 51-100 Team's RPI: 93				RPI 101+			
RPI	S	Opponent	Score	RPI	S	Opponent	Score	RPI	S	Opponent	Score	RPI	S	Opponent	Score
21	H	Princeton	50 66					53	A	Vanderbilt	50 62	123	A	Cincinnati	60 50
								64	H	UT Martin	56 50	134	H	VCU	52 65
								67	H	Kansas	60 68	158	A	Missouri	58 83
								68	A	Southern Ill.	53 61	166	H	Southeast Mo. St.	76 61
								71	H	Illinois St.	61 56	198	A	La Salle	77 61
								85	H	Davidson	58 65	227	A	Northern Ky.	67 42
								88	H	Colgate	61 51	268	H	St. Bonaventure	72 51
												271	A	Indiana St.	55 53
												324	A	SIUE	68 35
LAST 10 Division I															
268	H	St. Bonaventure	72 51	67	H	Kansas	60 68								
134	H	VCU	52 65	21	H	Princeton	50 66								
198	A	La Salle	77 61	71	H	Illinois St.	61 56								
85	H	Davidson	58 65	158	A	Missouri	58 83								
271	A	Indiana St.	55 53	166	H	Southeast Mo. St.	76 61								

Non-Div I Games:

Saint Louis

■ Loss, 
 ■ Non-Conf, 
 ■ S Site, 
 ■ H Home 
 ■ A Away 
 N Neutral

Average RPI Win:	230	WON-LOST	WINNING	LAST 10	STRENGTH OF	OPP. STRENGTH	TEAM	ADJ.	CONF.	ADJ CONF.
Average RPI Loss:	101	RECORD	PCT. RANK	GAMES	SCHEDULE	OF SCHEDULE	RPI	RPI	RPI	RPI
DIV. I ONLY	12- 4	50	8-2	234	169	94	94	17	17	
DIV. I NON-CONF.	5- 4	140	1-2	255	133	168	168	24	24	
TOTALS	RPI 1-25	RPI 26-50	W-L RECORDS	RPI 51-100	RPI 101-150	RPI 150+				
12- 4	0- 0	0- 1	OVERALL	0- 1	0- 1	12- 1				
6- 1	0- 0	0- 0	HOME	0- 1	0- 0	6- 0				
5- 2	0- 0	0- 0	AWAY	0- 0	0- 1	5- 1				
1- 1	0- 0	0- 1	NEUTRAL	0- 0	0- 0	1- 0				
5- 4	0- 0	0- 1	NON-CONFERENCE	0- 1	0- 1	5- 1				
2- 1	0- 0	0- 0	HOME	0- 1	0- 0	2- 0				
2- 2	0- 0	0- 0	AWAY	0- 0	0- 1	2- 1				
1- 1	0- 0	0- 1	NEUTRAL	0- 0	0- 0	1- 0				
7- 0	0- 0	0- 0	CONFERENCE	0- 0	0- 0	7- 0				
4- 0	0- 0	0- 0	HOME	0- 0	0- 0	4- 0				
3- 0	0- 0	0- 0	AWAY	0- 0	0- 0	3- 0				
0- 0	0- 0	0- 0	NEUTRAL	0- 0	0- 0	0- 0				

RPI 1-25				RPI 26-50				RPI 51-100				Team's RPI: 94		RPI 101+			
RPI	S	Opponent	Score	RPI	S	Opponent	Score	RPI	S	Opponent	Score			RPI	S	Opponent	Score
				47	N	Yale	67 87	65	H	BYU	65 71			127	A	Portland	64 75
														154	A	San Jose St.	85 76
														165	A	Santa Clara	66 90
														168	A	Montana	76 63
														181	H	New Mexico	84 81
														192	A	UNLV	72 66
														209	H	Northern Ariz.	83 66
														220	H	Wyoming	89 59
														224	H	UC Davis	73 65
														234	N	Georgetown	82 69
														276	A	San Diego St.	65 60
														276	H	San Diego St.	79 54
														286	H	Utah St.	76 64
														339	A	Cal Poly	79 52
LAST 10 Division I																	
				220	H	Wyoming	89 59	165	A	Santa Clara	66 90						
				276	A	San Diego St.	65 60	286	H	Utah St.	76 64						
				181	H	New Mexico	84 81	192	A	UNLV	72 66						
				154	A	San Jose St.	85 76	234	N	Georgetown	82 69						
				276	H	San Diego St.	79 54	47	N	Yale	67 87						

Non-Div I Games: La Verne 111 56 UC Merced 92 26

Fresno St.

Loss, Non-Conf, S Site, H Home A Away N Neutral

Average RPI Win:	213	WON-LOST	WINNING	LAST 10	STRENGTH OF	OPP. STRENGTH	TEAM	ADJ.	CONF.	ADJ CONF.
Average RPI Loss:	45	RECORD	PCT. RANK	GAMES	SCHEDULE	OF SCHEDULE	RPI	RPI	RPI	RPI
DIV. I ONLY	11- 7	113	8-2	133	44	95	95	12	12	
DIV. I NON-CONF.	7- 7	164	4-2	121	24	130	130	12	12	
TOTALS	RPI 1-25	RPI 26-50	W-L RECORDS	RPI 51-100	RPI 101-150	RPI 150+				
11- 7	0- 3	0- 1	OVERALL	1- 2	1- 1	9- 0				
5- 2	0- 2	0- 0	HOME	1- 0	0- 0	4- 0				
4- 2	0- 0	0- 1	AWAY	0- 1	1- 0	3- 0				
2- 3	0- 1	0- 0	NEUTRAL	0- 1	0- 1	2- 0				
7- 7	0- 3	0- 1	NON-CONFERENCE	0- 2	0- 1	7- 0				
3- 2	0- 2	0- 0	HOME	0- 0	0- 0	3- 0				
2- 2	0- 0	0- 1	AWAY	0- 1	0- 0	2- 0				
2- 3	0- 1	0- 0	NEUTRAL	0- 1	0- 1	2- 0				
4- 0	0- 0	0- 0	CONFERENCE	1- 0	1- 0	2- 0				
2- 0	0- 0	0- 0	HOME	1- 0	0- 0	1- 0				
2- 0	0- 0	0- 0	AWAY	0- 0	1- 0	1- 0				
0- 0	0- 0	0- 0	NEUTRAL	0- 0	0- 0	0- 0				

RPI 1-25				RPI 26-50				RPI 51-100				Team's RPI: 95	RPI 101+			
RPI	S	Opponent	Score	RPI	S	Opponent	Score	RPI	S	Opponent	Score		RPI	S	Opponent	Score
2	H	South Carolina	49 75	26	A	Central Mich.	80 81	59	N	Wake Forest	59 78		132	A	Richmond	65 51
3	H	UConn	37 75					78	A	Buffalo	59 67		139	N	Auburn	74 76
10	N	Gonzaga	65 76					100	H	Duquesne	54 41		163	A	Northeastern	71 60
													164	A	Toledo	60 42
													198	A	La Salle	98 58
													205	H	George Mason	59 55
													252	N	Maine	78 49
													258	N	East Carolina	94 68
													259	H	Lipscomb	82 60
													266	H	Morehead St.	58 41
													343	H	Coppin St.	78 48
LAST 10 Division I																
100	H	Duquesne	54 41	258	N	East Carolina	94 68									
132	A	Richmond	65 51	59	N	Wake Forest	59 78									
205	H	George Mason	59 55	78	A	Buffalo	59 67									
198	A	La Salle	98 58	266	H	Morehead St.	58 41									
343	H	Coppin St.	78 48	252	N	Maine	78 49									

Non-Div I Games:

Dayton

■ Loss, 
 ■ Non-Conf, 
 S Site, 
 ■ Home 
 ■ Away 
 N Neutral

Average RPI Win:	177	WON-LOST	WINNING	LAST 10	STRENGTH OF	OPP. STRENGTH	TEAM	ADJ.	CONF.	ADJ CONF.
Average RPI Loss:	79	RECORD	PCT. RANK	GAMES	SCHEDULE	OF SCHEDULE	RPI	RPI	RPI	RPI
DIV. I ONLY	10- 6	102	5-5	101	35	96	96	1	1	
DIV. I NON-CONF.	8- 3	68	3-2	194	111	122	122	1	1	
TOTALS	RPI 1-25	RPI 26-50	W-L RECORDS	RPI 51-100	RPI 101-150	RPI 150+				
10- 6	1- 1	0- 1	OVERALL	1- 2	2- 1	6- 1				
4- 5	0- 0	0- 1	HOME	0- 2	1- 1	3- 1				
3- 1	0- 1	0- 0	AWAY	1- 0	1- 0	1- 0				
3- 0	1- 0	0- 0	NEUTRAL	0- 0	0- 0	2- 0				
8- 3	1- 0	0- 0	NON-CONFERENCE	0- 1	1- 1	6- 1				
4- 3	0- 0	0- 0	HOME	0- 1	1- 1	3- 1				
1- 0	0- 0	0- 0	AWAY	0- 0	0- 0	1- 0				
3- 0	1- 0	0- 0	NEUTRAL	0- 0	0- 0	2- 0				
2- 3	0- 1	0- 1	CONFERENCE	1- 1	1- 0	0- 0				
0- 2	0- 0	0- 1	HOME	0- 1	0- 0	0- 0				
2- 1	0- 1	0- 0	AWAY	1- 0	1- 0	0- 0				
0- 0	0- 0	0- 0	NEUTRAL	0- 0	0- 0	0- 0				

RPI 1-25				RPI 26-50				RPI 51-100				Team's RPI: 96	RPI 101+			
RPI	S	Opponent	Score	RPI	S	Opponent	Score	RPI	S	Opponent	Score		RPI	S	Opponent	Score
6	N	Iowa	70 63	32	H	Arizona St.	50 67	53	H	Vanderbilt	74 76		101	A	California	67 64
9	A	Stanford	56 77					62	A	Washington St.	65 56		128	H	Tulane	62 64
								62	H	Washington St.	59 66		140	H	CSU Bakersfield	80 49
													153	A	San Diego	65 47
													187	H	Hawaii	50 62
													202	N	Iona	65 34
													230	H	San Francisco	73 54
													233	N	Howard	75 58
													299	H	Weber St.	94 41
													342	H	Seattle U	78 46
LAST 10 Division I																
				32	H	Arizona St.	50 67	53	H	Vanderbilt	74 76					
				62	H	Washington St.	59 66	230	H	San Francisco	73 54					
				9	A	Stanford	56 77	153	A	San Diego	65 47					
				101	A	California	67 64	187	H	Hawaii	50 62					
				62	A	Washington St.	65 56	6	N	Iowa	70 63					

Non-Div I Games:

Washington

■ Loss, 
■ Non-Conf, 
■ S Site, 
■ H Home 
■ A Away 
N Neutral



Average RPI Win:	239	WON-LOST	WINNING	LAST 10	STRENGTH OF	OPP. STRENGTH	TEAM	ADJ.	CONF.	ADJ CONF.
Average RPI Loss:	85	RECORD	PCT. RANK	GAMES	SCHEDULE	OF SCHEDULE	RPI	RPI	RPI	RPI
DIV. I ONLY	12- 6	78	8-2	167	137	97	97	17	17	
DIV. I NON-CONF.	6- 4	122	3-0	61	38	73	73	24	24	
TOTALS	RPI 1-25	RPI 26-50	W-L RECORDS	RPI 51-100	RPI 101-150	RPI 150+				
12- 6	0- 2	0- 1	OVERALL	1- 1	0- 0	11- 2				
8- 2	0- 1	0- 0	HOME	1- 1	0- 0	7- 0				
4- 4	0- 1	0- 1	AWAY	0- 0	0- 0	4- 2				
0- 0	0- 0	0- 0	NEUTRAL	0- 0	0- 0	0- 0				
6- 4	0- 2	0- 1	NON-CONFERENCE	1- 1	0- 0	5- 0				
4- 2	0- 1	0- 0	HOME	1- 1	0- 0	3- 0				
2- 2	0- 1	0- 1	AWAY	0- 0	0- 0	2- 0				
0- 0	0- 0	0- 0	NEUTRAL	0- 0	0- 0	0- 0				
6- 2	0- 0	0- 0	CONFERENCE	0- 0	0- 0	6- 2				
4- 0	0- 0	0- 0	HOME	0- 0	0- 0	4- 0				
2- 2	0- 0	0- 0	AWAY	0- 0	0- 0	2- 2				
0- 0	0- 0	0- 0	NEUTRAL	0- 0	0- 0	0- 0				

RPI 1-25				RPI 26-50				RPI 51-100 Team's RPI: 97				RPI 101+			
RPI	S	Opponent	Score	RPI	S	Opponent	Score	RPI	S	Opponent	Score	RPI	S	Opponent	Score
1	A	Louisville	82 98	30	A	TCU	65 77	62	H	Washington St.	68 80	156	A	UAB	83 81
4	H	Missouri St.	69 72					65	H	BYU	66 55	173	H	Portland St.	82 57
												181	H	New Mexico	83 82
												192	A	UNLV	65 66
												220	A	Wyoming	68 73
												257	A	Colorado St.	72 69
												263	H	Pepperdine	76 74
												276	H	San Diego St.	86 72
												286	A	Utah St.	65 59
												288	H	Nevada	54 40
												289	A	Eastern Wash.	63 61
												311	H	Air Force	70 61
												317	H	Utah Valley	77 69
LAST 10 Division I															
286	A	Utah St.	65 59	220	A	Wyoming	68 73								
311	H	Air Force	70 61	263	H	Pepperdine	76 74								
276	H	San Diego St.	86 72	289	A	Eastern Wash.	63 61								
192	A	UNLV	65 66	65	H	BYU	66 55								
288	H	Nevada	54 40	257	A	Colorado St.	72 69								

Non-Div I Games: Lewis-Clark St. 88 34 Western Ore. 75 32

Boise St.

■ Loss, 
 ■ Non-Conf, 
 ■ S Site, 
 ■ Home 
 ■ A Away 
 N Neutral

Average RPI Win:	188	WON-LOST	WINNING	LAST 10	STRENGTH OF	OPP. STRENGTH	TEAM	ADJ.	CONF.	ADJ CONF.
Average RPI Loss:	64	RECORD	PCT. RANK	GAMES	SCHEDULE	OF SCHEDULE	RPI	RPI	RPI	RPI
DIV. I ONLY	10- 7	125	4-6	125	21	98	98	2	2	
DIV. I NON-CONF.	7- 4	100	1-3	246	42	140	140	2	2	
TOTALS	RPI 1-25	RPI 26-50	W-L RECORDS	RPI 51-100	RPI 101-150	RPI 150+				
10- 7	0- 2	1- 2	OVERALL	1- 2	2- 0	6- 1				
8- 0	0- 0	1- 0	HOME	1- 0	1- 0	5- 0				
1- 4	0- 2	0- 0	AWAY	0- 1	1- 0	0- 1				
1- 3	0- 0	0- 2	NEUTRAL	0- 1	0- 0	1- 0				
7- 4	0- 1	0- 2	NON-CONFERENCE	0- 1	1- 0	6- 0				
5- 0	0- 0	0- 0	HOME	0- 0	0- 0	5- 0				
1- 1	0- 1	0- 0	AWAY	0- 0	1- 0	0- 0				
1- 3	0- 0	0- 2	NEUTRAL	0- 1	0- 0	1- 0				
3- 3	0- 1	1- 0	CONFERENCE	1- 1	1- 0	0- 1				
3- 0	0- 0	1- 0	HOME	1- 0	1- 0	0- 0				
0- 3	0- 1	0- 0	AWAY	0- 1	0- 0	0- 1				
0- 0	0- 0	0- 0	NEUTRAL	0- 0	0- 0	0- 0				

RPI 1-25				RPI 26-50				RPI 51-100 Team's RPI: 98				RPI 101+			
RPI	S	Opponent	Score	RPI	S	Opponent	Score	RPI	S	Opponent	Score	RPI	S	Opponent	Score
11	A	Indiana	67 79	29	N	West Virginia	57 63	57	A	Michigan	69 89	125	A	Notre Dame	72 69
19	A	Florida St.	68 78	33	N	LSU	56 58	58	H	Nebraska	78 70	133	H	Wisconsin	69 52
				36	H	Ohio St.	68 65	91	N	Syracuse	63 77	167	N	Kansas St.	65 60
												174	H	Eastern Mich.	85 50
												206	A	Penn St.	73 86
												266	H	Morehead St.	93 48
												269	H	Oakland	76 56
												312	H	Detroit Mercy	110 52
												337	H	Hartford	79 34
LAST 10 Division I															
				36	H	Ohio St.	68 65	11	A	Indiana	67 79				
				133	H	Wisconsin	69 52	29	N	West Virginia	57 63				
				206	A	Penn St.	73 86	91	N	Syracuse	63 77				
				57	A	Michigan	69 89	266	H	Morehead St.	93 48				
				58	H	Nebraska	78 70	19	A	Florida St.	68 78				

Non-Div I Games:

Michigan St.

Average RPI Win:	200	WON-LOST	WINNING	LAST 10	STRENGTH OF	OPP. STRENGTH	TEAM	ADJ.	CONF.	ADJ CONF.
Average RPI Loss:	73	RECORD	PCT. RANK	GAMES	SCHEDULE	OF SCHEDULE	RPI	RPI	RPI	RPI
DIV. I ONLY	9- 6	119	6-4	132	93	99	99	10	10	
DIV. I NON-CONF.	6- 4	122	3-2	117	88	98	98	10	10	
TOTALS	RPI 1-25	RPI 26-50	W-L RECORDS	RPI 51-100	RPI 101-150	RPI 150+				
9- 6	0- 1	0- 1	OVERALL	1- 3	2- 0	6- 1				
3- 2	0- 0	0- 1	HOME	0- 0	2- 0	1- 1				
4- 2	0- 1	0- 0	AWAY	1- 1	0- 0	3- 0				
2- 2	0- 0	0- 0	NEUTRAL	0- 2	0- 0	2- 0				
6- 4	0- 1	0- 1	NON-CONFERENCE	1- 2	1- 0	4- 0				
2- 1	0- 0	0- 1	HOME	0- 0	1- 0	1- 0				
2- 1	0- 1	0- 0	AWAY	1- 0	0- 0	1- 0				
2- 2	0- 0	0- 0	NEUTRAL	0- 2	0- 0	2- 0				
3- 2	0- 0	0- 0	CONFERENCE	0- 1	1- 0	2- 1				
1- 1	0- 0	0- 0	HOME	0- 0	1- 0	0- 1				
2- 1	0- 0	0- 0	AWAY	0- 1	0- 0	2- 0				
0- 0	0- 0	0- 0	NEUTRAL	0- 0	0- 0	2- 0				

RPI 1-25				RPI 26-50				RPI 51-100				Team's RPI: 99	RPI 101+			
RPI	S	Opponent	Score	RPI	S	Opponent	Score	RPI	S	Opponent	Score		RPI	S	Opponent	Score
24	A	Purdue	64 77	36	H	Ohio St.	65 75	57	N	Michigan	53 88		130	H	Western Mich.	75 63
								69	N	Troy	64 71		138	H	Robert Morris	82 81
								75	A	Ball St.	62 66		161	A	Youngstown St.	82 73
								100	A	Duquesne	77 75		174	H	Eastern Mich.	69 74
													189	A	Miami (OH)	78 75
													190	A	Northern Ill.	79 71
													268	H	St. Bonaventure	81 58
													292	N	Ga. Southern	62 48
													329	N	Purdue Fort Wayne	75 67
LAST 10 Division I																
				189	A	Miami (OH)	78 75					69	N	Troy	64 71	
				190	A	Northern Ill.	79 71					292	N	Ga. Southern	62 48	
				130	H	Western Mich.	75 63					24	A	Purdue	64 77	
				174	H	Eastern Mich.	69 74					268	H	St. Bonaventure	81 58	
				75	A	Ball St.	62 66					138	H	Robert Morris	82 81	

Non-Div I Games: Hiram

92 36

Kent St.

Average RPI Win:	221	WON-LOST	WINNING	LAST 10	STRENGTH OF	OPP. STRENGTH	TEAM	ADJ.	CONF.	ADJ CONF.
Average RPI Loss:	91	RECORD	PCT. RANK	GAMES	SCHEDULE	OF SCHEDULE	RPI	RPI	RPI	RPI
DIV. I ONLY	12- 6	78	6-4	213	138	100	100	12	12	
DIV. I NON-CONF.	10- 3	60	4-1	249	185	85	85	12	12	
TOTALS	RPI 1-25	RPI 26-50	W-L RECORDS	RPI 51-100	RPI 101-150	RPI 150+				
12- 6	0- 0	0- 2	OVERALL	0- 2	1- 2	11- 0				
5- 2	0- 0	0- 0	HOME	0- 1	0- 1	5- 0				
7- 4	0- 0	0- 2	AWAY	0- 1	1- 1	6- 0				
0- 0	0- 0	0- 0	NEUTRAL	0- 0	0- 0	0- 0				
10- 3	0- 0	0- 2	NON-CONFERENCE	0- 1	1- 0	9- 0				
4- 1	0- 0	0- 0	HOME	0- 1	0- 0	4- 0				
6- 2	0- 0	0- 2	AWAY	0- 0	1- 0	5- 0				
0- 0	0- 0	0- 0	NEUTRAL	0- 0	0- 0	0- 0				
2- 3	0- 0	0- 0	CONFERENCE	0- 1	0- 2	2- 0				
1- 1	0- 0	0- 0	HOME	0- 0	0- 1	1- 0				
1- 2	0- 0	0- 0	AWAY	0- 1	0- 1	1- 0				
0- 0	0- 0	0- 0	NEUTRAL	0- 0	0- 0	0- 0				

RPI S	Opponent	Score	RPI S	Opponent	Score	RPI S	Opponent	Score	RPI S	Opponent	Score
39	A Oklahoma St.	41 84	49	A Temple	72 85	95	A Dayton	41 54	119	H Massachusetts	77 81
						99	H Kent St.	75 77	143	A George Washington	60 65
									150	A Cornell	72 62
									164	H Toledo	79 74
									183	A Saint Joseph's	58 51
									194	A Akron	88 63
									198	H La Salle	82 56
									202	A Iona	76 74
									212	H Saint Francis (PA)	72 69
									217	A Manhattan	76 65
									240	A Lafayette	73 65
									242	H Kennesaw St.	75 72
									301	A Pittsburgh	81 62
									344	H Central Conn. St.	72 33
LAST 10 Division I											
183	A Saint Joseph's	58 51	39	A Oklahoma St.	41 84	242	H Kennesaw St.	75 72			
95	A Dayton	41 54	212	H Saint Francis (PA)	72 69	150	A Cornell	72 62			
198	H La Salle	82 56	164	H Toledo	79 74						
143	A George Washington	60 65									
119	H Massachusetts	77 81									

Non-Div I Games:

Duquesne

■ Loss, 
 ■ Non-Conf, 
 ■ S Site, 
 ■ H Home 
 ■ A Away 
 N Neutral

# California

Through Games Of Jan. 18, 2020

Average RPI Win:	225	WON-LOST	WINNING	LAST 10	STRENGTH OF	OPP. STRENGTH	TEAM	ADJ.	CONF.	ADJ CONF.
Average RPI Loss:	43	RECORD	PCT. RANK	GAMES	SCHEDULE	OF SCHEDULE	RPI	RPI	RPI	RPI
DIV. I ONLY	8- 8	172	4-6	25	73	101	101	1	1	
DIV. I NON-CONF.	8- 3	68	4-1	94	201	71	71	1	1	
TOTALS	RPI 1-25	RPI 26-50	W-L RECORDS	RPI 51-100	RPI 101-150	RPI 150+				
8- 8	0- 5	1- 0	OVERALL	0- 2	0- 1	7- 0				
7- 4	0- 2	1- 0	HOME	0- 2	0- 0	6- 0				
1- 4	0- 3	0- 0	AWAY	0- 0	0- 1	1- 0				
0- 0	0- 0	0- 0	NEUTRAL	0- 0	0- 0	0- 0				
8- 3	0- 2	1- 0	NON-CONFERENCE	0- 0	0- 1	7- 0				
7- 1	0- 1	1- 0	HOME	0- 0	0- 0	6- 0				
1- 2	0- 1	0- 0	AWAY	0- 0	0- 1	1- 0				
0- 0	0- 0	0- 0	NEUTRAL	0- 0	0- 0	0- 0				
0- 5	0- 3	0- 0	CONFERENCE	0- 2	0- 0	0- 0				
0- 3	0- 1	0- 0	HOME	0- 2	0- 0	0- 0				
0- 2	0- 2	0- 0	AWAY	0- 0	0- 0	0- 0				
0- 0	0- 0	0- 0	NEUTRAL	0- 0	0- 0	0- 0				

RPI	S	Opponent	Score	RPI	S	Opponent	Score	RPI	S	Opponent	Score	RPI	S	Opponent	Score	Team's RPI: 101
3	A	UConn	61 72	45	H	Arkansas	84 80	62	H	Washington St.	75 96	145	A	Harvard	53 56	
5	A	Oregon St.	44 81					96	H	Washington	64 67	165	H	Santa Clara	69 65	
9	A	Stanford	40 73									199	H	Boston U.	73 62	
9	H	Stanford	65 79									236	H	UC Riverside	84 61	
18	H	Kentucky	61 63									274	H	Grand Canyon	72 53	
												276	A	San Diego St.	74 48	
												282	H	Long Beach St.	68 45	
												323	H	N.C. Central	90 69	
LAST 10 Division I																
5	A	Oregon St.	44 81	274	H	Grand Canyon	72 53									
9	H	Stanford	65 79	18	H	Kentucky	61 63									
9	A	Stanford	40 73	165	H	Santa Clara	69 65									
62	H	Washington St.	75 96	199	H	Boston U.	73 62									
96	H	Washington	64 67	282	H	Long Beach St.	68 45									

Non-Div I Games:

California

Loss, Non-Conf, S Site, H Home A Away N Neutral

Average RPI Win:	205	WON-LOST	WINNING	LAST 10	STRENGTH OF	OPP. STRENGTH	TEAM	ADJ.	CONF.	ADJ CONF.
Average RPI Loss:	51	RECORD	PCT. RANK	GAMES	SCHEDULE	OF SCHEDULE	RPI	RPI	RPI	RPI
DIV. I ONLY	9- 8	161	5-5	88	29	102	102	4	4	
DIV. I NON-CONF.	7- 4	100	3-1	96	132	75	75	3	3	
TOTALS	RPI 1-25	RPI 26-50	W-L RECORDS	RPI 51-100	RPI 101-150	RPI 150+				
9- 8	0- 3	0- 2	OVERALL	0- 1	3- 2	6- 0				
5- 3	0- 2	0- 1	HOME	0- 0	1- 0	4- 0				
3- 4	0- 1	0- 1	AWAY	0- 0	1- 2	2- 0				
1- 1	0- 0	0- 0	NEUTRAL	0- 1	1- 0	0- 0				
7- 4	0- 1	0- 0	NON-CONFERENCE	0- 1	2- 2	5- 0				
5- 0	0- 0	0- 0	HOME	0- 0	1- 0	4- 0				
1- 3	0- 1	0- 0	AWAY	0- 0	0- 2	1- 0				
1- 1	0- 0	0- 0	NEUTRAL	0- 1	1- 0	0- 0				
2- 4	0- 2	0- 2	CONFERENCE	0- 0	1- 0	1- 0				
0- 3	0- 2	0- 1	HOME	0- 0	0- 0	0- 0				
2- 1	0- 0	0- 1	AWAY	0- 0	1- 0	1- 0				
0- 0	0- 0	0- 0	NEUTRAL	0- 0	0- 0	0- 0				

RPI 1-25				RPI 26-50				RPI 51-100				RPI 101+ Team's RPI: 102			
RPI	S	Opponent	Score	RPI	S	Opponent	Score	RPI	S	Opponent	Score	RPI	S	Opponent	Score
1	H	Louisville	70 81	28	H	Virginia	52 69	60	N	Charlotte	68 84	109	A	Providence	60 76
13	A	Northwestern	63 66	42	A	Duke	73 85					125	A	Notre Dame	75 65
16	H	NC State	54 72									128	N	Tulane	89 76
												134	H	VCU	87 52
												135	A	Holy Cross	71 80
												162	H	Rhode Island	66 55
												199	A	Boston U.	88 57
												226	H	UMass Lowell	89 46
												262	H	Delaware St.	109 69
												301	A	Pittsburgh	79 70
												307	H	St. Francis Brooklyn	106 69
LAST 10 Division I															
1	H	Louisville	70 81	262	H	Delaware St.	109 69								
28	H	Virginia	52 69	199	A	Boston U.	88 57								
125	A	Notre Dame	75 65	42	A	Duke	73 85								
301	A	Pittsburgh	79 70	13	A	Northwestern	63 66								
16	H	NC State	54 72	128	N	Tulane	89 76								

Non-Div I Games:

Boston College

■ Loss, 
 ■ Non-Conf, 
 ■ S Site, 
 ■ H Home 
 ■ A Away 
 N Neutral

Average RPI Win:	242	WON-LOST	WINNING	LAST 10	STRENGTH OF	OPP. STRENGTH	TEAM	ADJ.	CONF.	ADJ CONF.
Average RPI Loss:	81	RECORD	PCT. RANK	GAMES	SCHEDULE	OF SCHEDULE	RPI	RPI	RPI	RPI
DIV. I ONLY	10- 4	64	9-1	295	84	103	103	30	30	
DIV. I NON-CONF.	6- 4	122	5-1	126	32	67	67	31	31	
TOTALS	RPI 1-25	RPI 26-50	W-L RECORDS	RPI 51-100	RPI 101-150	RPI 150+				
10- 4	0- 1	0- 1	OVERALL	0- 1	2- 0	8- 1				
3- 0	0- 0	0- 0	HOME	0- 0	1- 0	2- 0				
6- 3	0- 1	0- 0	AWAY	0- 1	1- 0	5- 1				
1- 1	0- 0	0- 1	NEUTRAL	0- 0	0- 0	1- 0				
6- 4	0- 1	0- 1	NON-CONFERENCE	0- 1	2- 0	4- 1				
2- 0	0- 0	0- 0	HOME	0- 0	1- 0	1- 0				
3- 3	0- 1	0- 0	AWAY	0- 1	1- 0	2- 1				
1- 1	0- 0	0- 1	NEUTRAL	0- 0	0- 0	1- 0				
4- 0	0- 0	0- 0	CONFERENCE	0- 0	0- 0	4- 0				
1- 0	0- 0	0- 0	HOME	0- 0	0- 0	1- 0				
3- 0	0- 0	0- 0	AWAY	0- 0	0- 0	3- 0				
0- 0	0- 0	0- 0	NEUTRAL	0- 0	0- 0	0- 0				

RPI S	Opponent	Score	RPI S	Opponent	Score	RPI S	Opponent	Score	RPI S	Opponent	Score	Team's RPI: 103
16	A NC State	44 80	41	N Miami (FL)	67 68	74	A Georgia	54 72	116	H UNC Greensboro	57 48	
									134	A VCU	69 58	
									182	A Clemson	82 74	
									194	A Akron	52 64	
									225	H ETSU	80 69	
									235	N Arkansas St.	55 50	
									262	A Delaware St.	69 45	
									266	A Morehead St.	74 56	
									306	A UMES	67 31	
									343	A Coppin St.	84 38	
									349	H Florida A&M	71 44	
LAST 10 Division I												
343	A Coppin St.	84 38	182	A Clemson	82 74							
262	A Delaware St.	69 45	194	A Akron	52 64							
306	A UMES	67 31	116	H UNC Greensboro	57 48							
349	H Florida A&M	71 44	266	A Morehead St.	74 56							
134	A VCU	69 58	235	N Arkansas St.	55 50							

Non-Div I Games: Saint Augustine's 75 44 Johnson &amp; Wales (NC121 61

N.C. A&amp;T

Loss, Non-Conf, S Site, H Home A Away N Neutral

Average RPI Win: 263		WON-LOST	WINNING	LAST 10	STRENGTH OF	OPP. STRENGTH	TEAM	ADJ.	CONF.	ADJ CONF.
Average RPI Loss: 45		RECORD	PCT. RANK	GAMES	SCHEDULE	OF SCHEDULE	RPI	RPI	RPI	RPI
DIV. I ONLY		17- 1	2	10-0	337	259	104	104	28	28
DIV. I NON-CONF.		11- 1	13	4-0	309	252	81	81	29	29
TOTALS		RPI 1-25	RPI 26-50		W-L RECORDS		RPI 51-100	RPI 101-150	RPI 150+	
17- 1	0- 0	0- 1		OVERALL		1- 0	1- 0		15- 0	
8- 0	0- 0	0- 0		HOME		1- 0	0- 0		7- 0	
7- 1	0- 0	0- 1		AWAY		0- 0	0- 0		7- 0	
2- 0	0- 0	0- 0		NEUTRAL		0- 0	1- 0		1- 0	
11- 1	0- 0	0- 1		NON-CONFERENCE		1- 0	1- 0		9- 0	
4- 0	0- 0	0- 0		HOME		1- 0	0- 0		3- 0	
5- 1	0- 0	0- 1		AWAY		0- 0	0- 0		5- 0	
2- 0	0- 0	0- 0		NEUTRAL		0- 0	1- 0		1- 0	
6- 0	0- 0	0- 0		CONFERENCE		0- 0	0- 0		6- 0	
4- 0	0- 0	0- 0		HOME		0- 0	0- 0		4- 0	
2- 0	0- 0	0- 0		AWAY		0- 0	0- 0		2- 0	
0- 0	0- 0	0- 0		NEUTRAL		0- 0	0- 0		0- 0	

RPI 1-25				RPI 26-50				RPI 51-100				RPI 101+				Team's RPI: 104	
RPI	S	Opponent	Score	RPI	S	Opponent	Score	RPI	S	Opponent	Score	RPI	S	Opponent	Score		
				45	A	Arkansas	58 88	55	H	Bucknell	78 73	130	N	Western Mich.	50 47		
												202	H	Iona	59 40		
												217	H	Manhattan	59 54		
												251	H	Vermont	67 49		
												252	H	Maine	73 69		
												270	A	Wagner	66 45		
												277	H	Sacred Heart	54 50		
												284	A	New Hampshire	53 44		
												290	N	Morgan St.	63 56		
												301	A	Pittsburgh	59 56		
												307	A	St. Francis Brooklyn	86 73		
												314	A	Hofstra	81 38		
												319	A	Albany (NY)	73 53		
												320	H	UMBC	57 45		
												337	H	Hartford	66 55		
												348	A	LIU Brooklyn	80 49		
LAST 10 Division I																	
				319	A	Albany (NY)	73 53	320	H	UMBC	57 45						
				337	H	Hartford	66 55	55	H	Bucknell	78 73						
				284	A	New Hampshire	53 44	130	N	Western Mich.	50 47						
				251	H	Vermont	67 49	290	N	Morgan St.	63 56						
				252	H	Maine	73 69	270	A	Wagner	66 45						

Non-Div I Games:	Molloy	66	49
------------------	--------	----	----

## Stony Brook

■ Loss, ■ Non-Conf, S Site, H Home A Away N Neutral



Average RPI Win: <b>230</b>	WON-LOST	WINNING	LAST 10	STRENGTH OF	OPP. STRENGTH	TEAM	ADJ.	CONF.	ADJ CONF.
Average RPI Loss: <b>82</b>	RECORD	PCT. RANK	GAMES	SCHEDULE	OF SCHEDULE	RPI	RPI	RPI	RPI
DIV. I ONLY	12- 4	50	7-3	260	144	105	105	15	15
DIV. I NON-CONF.	7- 3	80	2-2	237	190	102	102	15	15
<hr/>									
TOTALS	RPI 1-25	RPI 26-50	W-L RECORDS	RPI 51-100	RPI 101-150	RPI 150+			
12- 4	0- 0	0- 0	OVERALL	1- 3	1- 1	10- 0			
5- 1	0- 0	0- 0	HOME	1- 1	1- 0	3- 0			
7- 1	0- 0	0- 0	AWAY	0- 1	0- 0	7- 0			
0- 2	0- 0	0- 0	NEUTRAL	0- 1	0- 1	0- 0			
7- 3	0- 0	0- 0	NON-CONFERENCE	1- 2	1- 1	5- 0			
3- 0	0- 0	0- 0	HOME	1- 0	1- 0	1- 0			
4- 1	0- 0	0- 0	AWAY	0- 1	0- 0	4- 0			
0- 2	0- 0	0- 0	NEUTRAL	0- 1	0- 1	0- 0			
5- 1	0- 0	0- 0	CONFERENCE	0- 1	0- 0	5- 0			
2- 1	0- 0	0- 0	HOME	0- 1	0- 0	2- 0			
3- 0	0- 0	0- 0	AWAY	0- 0	0- 0	3- 0			
0- 0	0- 0	0- 0	NEUTRAL	0- 0	0- 0	0- 0			

RPI 1-25			RPI 26-50			RPI 51-100			RPI 101+			Team's RPI: 105
RPI	S	Opponent	Score	RPI	S	Opponent	Score	RPI	S	Opponent	Score	
						55 H Bucknell	50 71	131 N Fordham		57 59		
						56 H Seton Hall	75 68	143 H George Washington		59 53		
						66 A Minnesota	49 77	180 A Merrimack		72 68		
						75 N Ball St.	52 54	197 A American		64 63		
								199 H Boston U.		51 34		
								213 A Mt. St. Mary's		66 65		
								262 A Delaware St.		68 38		
								275 A Navy		60 53		
								275 H Navy		70 40		
								283 A Loyola Maryland		55 53		
								336 A Saint Peter's		80 71		
								344 H Central Conn. St.		70 51		
<hr/>												
LAST 10 Division I												
						55 H Bucknell	50 71	275 H Navy		70 40		
						275 A Navy	60 53	336 A Saint Peter's		80 71		
						197 A American	64 63	66 A Minnesota		49 77		
						199 H Boston U.	51 34	213 A Mt. St. Mary's		66 65		
						283 A Loyola Maryland	55 53	131 N Fordham		57 59		

Non-Div I Games: Bloomsburg 91 43

Lehigh

■ Loss, 
 ■ Non-Conf, 
 S Site, 
 ■ Home 
 ■ Away 
 N Neutral

Average RPI Win:	234	WON-LOST	WINNING	LAST 10	STRENGTH OF	OPP. STRENGTH	TEAM	ADJ.	CONF.	ADJ CONF.
Average RPI Loss:	101	RECORD	PCT. RANK	GAMES	SCHEDULE	OF SCHEDULE	RPI	RPI	RPI	RPI
DIV. I ONLY	13- 2	20	9-1	315	193	106	106	22	22	
DIV. I NON-CONF.	8- 1	27	4-0	341	224	157	157	22	22	
TOTALS	RPI 1-25	RPI 26-50	W-L RECORDS	RPI 51-100	RPI 101-150	RPI 150+				
13- 2	0- 0	0- 0	OVERALL	0- 1	3- 1	10- 0				
6- 1	0- 0	0- 0	HOME	0- 0	2- 1	4- 0				
6- 1	0- 0	0- 0	AWAY	0- 1	0- 0	6- 0				
1- 0	0- 0	0- 0	NEUTRAL	0- 0	1- 0	0- 0				
8- 1	0- 0	0- 0	NON-CONFERENCE	0- 0	2- 1	6- 0				
4- 1	0- 0	0- 0	HOME	0- 0	1- 1	3- 0				
3- 0	0- 0	0- 0	AWAY	0- 0	0- 0	3- 0				
1- 0	0- 0	0- 0	NEUTRAL	0- 0	1- 0	0- 0				
5- 1	0- 0	0- 0	CONFERENCE	0- 1	1- 0	4- 0				
2- 0	0- 0	0- 0	HOME	0- 0	1- 0	1- 0				
3- 1	0- 0	0- 0	AWAY	0- 1	0- 0	3- 0				
0- 0	0- 0	0- 0	NEUTRAL	0- 0	0- 0	0- 0				

RPI 1-25			RPI 26-50			RPI 51-100			RPI 101+			Team's RPI: 106
RPI	S	Opponent	Score	RPI	S	Opponent	Score	RPI	S	Opponent	Score	
						69	A Troy	77	84	108	N Elon	76 65
										112	H UT Arlington	62 56
										116	H UNC Greensboro	63 54
										132	H Richmond	67 79
										203	A Little Rock	68 48
										205	H George Mason	74 59
										223	A UNCW	62 43
										238	A South Alabama	71 62
										273	A Appalachian St.	80 53
										291	H Ark.-Pine Bluff	76 69
										294	H Texas St.	75 67
										297	A Wofford	78 73
										328	A Western Caro.	66 43
										350	H South Carolina St.	85 44
LAST 10 Division I												
273	A	Appalachian St.	80 53	69	A	Troy	77 84	350	H	South Carolina St.	85 44	
203	A	Little Rock	68 48	108	N	Elon	76 65	223	A	UNCW	62 43	
112	H	UT Arlington	62 56	205	H	George Mason	74 59					
294	H	Texas St.	75 67									
238	A	South Alabama	71 62									

Non-Div I Games: UNC Pembroke 86 44 Wesleyan (GA) 132 32

Coastal Caro.

Loss, Non-Conf, S Site, H Home A Away N Neutral

Average RPI Win: 211		WON-LOST	WINNING	LAST 10	STRENGTH OF	OPP. STRENGTH	TEAM	ADJ.	CONF.	ADJ CONF.
Average RPI Loss: 104		RECORD	PCT. RANK	GAMES	SCHEDULE	OF SCHEDULE	RPI	RPI	RPI	RPI
DIV. I ONLY		10- 8	151	8-2	83	168	107	107	16	16
DIV. I NON-CONF.		7- 6	161	5-0	72	144	93	93	16	16
TOTALS		RPI 1-25	RPI 26-50		W-L RECORDS		RPI 51-100	RPI 101-150	RPI 150+	
10- 8	0- 1	0- 3		OVERALL		1- 0	0- 1	9- 3		
3- 4	0- 0	0- 0		HOME		0- 0	0- 1	3- 3		
5- 3	0- 0	0- 3		AWAY		0- 0	0- 0	5- 0		
2- 1	0- 1	0- 0		NEUTRAL		1- 0	0- 0	1- 0		
7- 6	0- 1	0- 2		NON-CONFERENCE		1- 0	0- 1	6- 2		
1- 3	0- 0	0- 0		HOME		0- 0	0- 1	1- 2		
4- 2	0- 0	0- 2		AWAY		0- 0	0- 0	4- 0		
2- 1	0- 1	0- 0		NEUTRAL		1- 0	0- 0	1- 0		
3- 2	0- 0	0- 1		CONFERENCE		0- 0	0- 0	3- 1		
2- 1	0- 0	0- 0		HOME		0- 0	0- 0	2- 1		
1- 1	0- 0	0- 1		AWAY		0- 0	0- 0	1- 0		
0- 0	0- 0	0- 0		NEUTRAL		0- 0	0- 0	0- 0		

RPI 1-25				RPI 26-50				RPI 51-100				RPI 101+				Team's RPI: 107	
RPI	S	Opponent	Score	RPI	S	Opponent	Score	RPI	S	Opponent	Score	RPI	S	Opponent	Score		
5	N	Oregon St.	55 68	34	A	FGCU	57 64	81	N	Bradley	75 63	116	H	UNC Greensboro	53 58		
				35	A	Virginia Tech	69 73					170	A	Norfolk St.	67 48		
				43	A	James Madison	53 76					171	H	North Ala.	71 76		
												175	A	Hampton	83 59		
												189	N	Miami (OH)	65 53		
												201	H	Chattanooga	54 71		
												212	A	Saint Francis (PA)	71 52		
												216	H	Jacksonville	85 76		
												225	H	ETSU	62 63		
												228	A	UMKC	68 44		
												258	H	East Carolina	81 66		
												259	H	Lipscomb	64 60		
												325	A	NJIT	67 53		
LAST 10 Division I																	
				259	H	Lipscomb	64 60	228	A	UMKC	68 44						
				171	H	North Ala.	71 76	81	N	Bradley	75 63						
				216	H	Jacksonville	85 76	212	A	Saint Francis (PA)	71 52						
				34	A	FGCU	57 64	175	A	Hampton	83 59						
				325	A	NJIT	67 53	258	H	East Carolina	81 66						

Non-Div I Games:

Liberty

■ Loss, ■ Non-Conf, S Site, H Home A Away N Neutral

Average RPI Win:	228	WON-LOST	WINNING	LAST 10	STRENGTH OF	OPP. STRENGTH	TEAM	ADJ.	CONF.	ADJ CONF.
Average RPI Loss:	73	RECORD	PCT. RANK	GAMES	SCHEDULE	OF SCHEDULE	RPI	RPI	RPI	RPI
DIV. I ONLY	7- 8	196	5-5	58	172	108	108	14	14	
DIV. I NON-CONF.	4- 6	212	2-3	32	211	111	111	14	14	
TOTALS	RPI 1-25	RPI 26-50	W-L RECORDS	RPI 51-100	RPI 101-150	RPI 150+				
7- 8	0- 1	0- 1	OVERALL	0- 4	1- 1	6- 1				
4- 1	0- 0	0- 0	HOME	0- 1	0- 0	4- 0				
3- 5	0- 1	0- 1	AWAY	0- 2	1- 0	2- 1				
0- 2	0- 0	0- 0	NEUTRAL	0- 1	0- 1	0- 0				
4- 6	0- 1	0- 0	NON-CONFERENCE	0- 4	1- 1	3- 0				
2- 1	0- 0	0- 0	HOME	0- 1	0- 0	2- 0				
2- 3	0- 1	0- 0	AWAY	0- 2	1- 0	1- 0				
0- 2	0- 0	0- 0	NEUTRAL	0- 1	0- 1	0- 0				
3- 2	0- 0	0- 1	CONFERENCE	0- 0	0- 0	3- 1				
2- 0	0- 0	0- 0	HOME	0- 0	0- 0	2- 0				
1- 2	0- 0	0- 1	AWAY	0- 0	0- 0	1- 1				
0- 0	0- 0	0- 0	NEUTRAL	0- 0	0- 0	0- 0				

RPI 1-25				RPI 26-50				RPI 51-100				RPI 101+				Team's RPI: 108	
RPI	S	Opponent	Score	RPI	S	Opponent	Score	RPI	S	Opponent	Score	RPI	S	Opponent	Score		
16	A	NC State	49 62	43	A	James Madison	48 61	54	N	IUPUI	53 59	106	N	Coastal Caro.	65 76		
								59	H	Wake Forest	57 69	149	A	Furman	87 76		
								63	A	North Carolina	46 76	163	A	Northeastern	65 68		
								79	A	Marist	55 63	186	A	Towson	74 61		
												192	A	UNLV	50 44		
												223	H	UNCW	77 53		
												247	H	Col. of Charleston	90 48		
												273	H	Appalachian St.	67 66		
												328	H	Western Caro.	68 24		
LAST 10 Division I																	
163	A	Northeastern	65 68	149	A	Furman	87 76										
223	H	UNCW	77 53	106	N	Coastal Caro.	65 76										
247	H	Col. of Charleston	90 48	16	A	NC State	49 62										
43	A	James Madison	48 61	54	N	IUPUI	53 59										
186	A	Towson	74 61	192	A	UNLV	50 44										

Non-Div I Games: Newberry 73 53

Elon

Average RPI Win:	213	WON-LOST	WINNING	LAST 10	STRENGTH OF	OPP. STRENGTH	TEAM	ADJ.	CONF.	ADJ CONF.
Average RPI Loss:	83	RECORD	PCT. RANK	GAMES	SCHEDULE	OF SCHEDULE	RPI	RPI	RPI	RPI
DIV. I ONLY	9- 9	172	2-8	118	103	109	109	6	6	
DIV. I NON-CONF.	9- 3	64	2-2	188	230	66	66	6	6	
TOTALS	RPI 1-25	RPI 26-50	W-L RECORDS	RPI 51-100	RPI 101-150	RPI 150+				
9- 9	0- 2	0- 2	OVERALL	0- 3	3- 0	6- 2				
2- 2	0- 1	0- 1	HOME	0- 0	1- 0	1- 0				
5- 6	0- 1	0- 1	AWAY	0- 2	2- 0	3- 2				
2- 1	0- 0	0- 0	NEUTRAL	0- 1	0- 0	2- 0				
9- 3	0- 0	0- 1	NON-CONFERENCE	0- 1	3- 0	6- 1				
2- 0	0- 0	0- 0	HOME	0- 0	1- 0	1- 0				
5- 2	0- 0	0- 1	AWAY	0- 0	2- 0	3- 1				
2- 1	0- 0	0- 0	NEUTRAL	0- 1	0- 0	2- 0				
0- 6	0- 2	0- 1	CONFERENCE	0- 2	0- 0	0- 1				
0- 2	0- 1	0- 1	HOME	0- 0	0- 0	0- 0				
0- 4	0- 1	0- 0	AWAY	0- 2	0- 0	0- 1				
0- 0	0- 0	0- 0	NEUTRAL	0- 0	0- 0	0- 0				

RPI 1-25				RPI 26-50				RPI 51-100				RPI 101+ Team's RPI: 109			
RPI	S	Opponent	Score	RPI	S	Opponent	Score	RPI	S	Opponent	Score	RPI	S	Opponent	Score
14	H	DePaul	67 80	37	H	Marquette	50 60	52	A	St. John's (NY)	58 64	102	H	Boston College	76 60
22	A	Creighton	63 72	47	A	Yale	79 82	75	N	Ball St.	51 52	110	A	Utah	67 60
								86	A	Villanova	49 51	119	A	Massachusetts	72 63
												162	N	Rhode Island	58 51
												181	A	New Mexico	68 86
												226	H	UMass Lowell	63 38
												234	A	Georgetown	53 62
												254	N	LMU (CA)	48 45
												287	A	Monmouth	68 52
												318	A	Bryant	76 32
												337	A	Hartford	75 57
LAST 10 Division I															
52	A	St. John's (NY)	58 64	86	A	Villanova	49 51								
22	A	Creighton	63 72	254	N	LMU (CA)	48 45								
37	H	Marquette	50 60	75	N	Ball St.	51 52								
14	H	DePaul	67 80	181	A	New Mexico	68 86								
234	A	Georgetown	53 62	110	A	Utah	67 60								

Non-Div I Games:

Providence

■ Loss, 
 ■ Non-Conf, 
 ■ S Site, 
 ■ H Home 
 ■ A Away 
 N Neutral

RPI 1-25				RPI 26-50				RPI 51-100				RPI 101+			
RPI	S	Opponent	Score	RPI	S	Opponent	Score	RPI	S	Opponent	Score	RPI	S	Opponent	Score
5	A	Oregon St.	48 77	48	H	South Dakota	81 84	65	A	BYU	77 73	109	H	Providence	60 67
7	A	Oregon	51 88	50	A	Colorado	84 69	77	H	Southern California	67 65	123	A	Cincinnati	62 68
8	H	UCLA	54 84	50	H	Colorado	70 80	92	N	Texas Southern	61 52	219	A	Xavier	63 70
												243	H	Oral Roberts	78 58
												288	H	Nevada	68 62
												289	H	Eastern Wash.	87 49
												295	N	UTSA	91 45
												299	H	Weber St.	75 46
LAST 10 Division I															
				50	A	Colorado	84 69	50	H	Colorado	70 80				
				77	H	Southern California	67 65	299	H	Weber St.	75 46				
				8	H	UCLA	54 84	109	H	Providence	60 67				
				7	A	Oregon	51 88	288	H	Nevada	68 62				
				5	A	Oregon St.	48 77	243	H	Oral Roberts	78 58				

Utah

Average RPI Win:	232	WON-LOST	WINNING	LAST 10	STRENGTH OF	OPP. STRENGTH	TEAM	ADJ.	CONF.	ADJ CONF.
Average RPI Loss:	89	RECORD	PCT. RANK	GAMES	SCHEDULE	OF SCHEDULE	RPI	RPI	RPI	RPI
DIV. I ONLY	11- 8	137	5-5	137	121	111	111	11	11	
DIV. I NON-CONF.	7- 4	100	1-1	158	155	87	87	11	11	
<hr/>										
TOTALS	RPI 1-25	RPI 26-50	W-L RECORDS	RPI 51-100	RPI 101-150	RPI 150+				
11- 8	0- 3	0- 0	OVERALL	1- 1	1- 1	9- 3				
6- 2	0- 0	0- 0	HOME	0- 1	0- 0	6- 1				
4- 5	0- 3	0- 0	AWAY	1- 0	1- 1	2- 1				
1- 1	0- 0	0- 0	NEUTRAL	0- 0	0- 0	1- 1				
7- 4	0- 2	0- 0	NON-CONFERENCE	1- 0	0- 1	6- 1				
4- 0	0- 0	0- 0	HOME	0- 0	0- 0	4- 0				
2- 3	0- 2	0- 0	AWAY	1- 0	0- 1	1- 0				
1- 1	0- 0	0- 0	NEUTRAL	0- 0	0- 0	1- 1				
4- 4	0- 1	0- 0	CONFERENCE	0- 1	1- 0	3- 2				
2- 2	0- 0	0- 0	HOME	0- 1	0- 0	2- 1				
2- 2	0- 1	0- 0	AWAY	0- 0	1- 0	1- 1				
0- 0	0- 0	0- 0	NEUTRAL	0- 0	0- 0	0- 0				

RPI 1-25				RPI 26-50				RPI 51-100				RPI 101+ Team's RPI: 111			
RPI	S	Opponent	Score	RPI	S	Opponent	Score	RPI	S	Opponent	Score	RPI	S	Opponent	Score
5	A	Oregon St.	57 69					65	H	BYU	66 76	127	A	Portland	77 73
8	A	UCLA	57 68					84	A	Drexel	58 51	140	A	CSU Bakersfield	70 80
10	A	Gonzaga	67 68									153	H	San Diego	64 66
												164	N	Toledo	65 66
												165	A	Santa Clara	65 75
												204	H	SMU	77 49
												228	H	UMKC	89 60
												230	A	San Francisco	84 61
												254	H	LMU (CA)	76 67
												263	H	Pepperdine	64 63
												271	H	Indiana St.	83 66
												281	A	UC Santa Barbara	63 53
												299	H	Weber St.	76 53
												307	N	St. Francis Brooklyn	71 62
<hr/>															
LAST 10 Division I															
153	H	San Diego	64 66	254	H	LMU (CA)	76 67								
65	H	BYU	66 76	230	A	San Francisco	84 61								
10	A	Gonzaga	67 68	165	A	Santa Clara	65 75								
127	A	Portland	77 73	164	N	Toledo	65 66								
263	H	Pepperdine	64 63	307	N	St. Francis Brooklyn	71 62								

Non-Div I Games:

Pacific

■ Loss, 
 ■ Non-Conf, 
 S Site, 
 ■ Home 
 ■ Away 
 N Neutral

## UT Arlington

Through Games Of Jan. 18, 2020

Average RPI Win:	239	WON-LOST	WINNING	LAST 10	STRENGTH OF	OPP. STRENGTH	TEAM	ADJ.	CONF.	ADJ CONF.
Average RPI Loss:	48	RECORD	PCT. RANK	GAMES	SCHEDULE	OF SCHEDULE	RPI	RPI	RPI	RPI
DIV. I ONLY	11- 7	113	6-4	123	130	112	112	22	22	
DIV. I NON-CONF.	6- 6	164	1-3	77	48	112	112	22	22	
TOTALS	RPI 1-25	RPI 26-50	W-L RECORDS	RPI 51-100	RPI 101-150	RPI 150+				
11- 7	0- 3	0- 1	OVERALL	0- 2	2- 1	9- 0				
7- 2	0- 0	0- 0	HOME	0- 2	2- 0	5- 0				
4- 2	0- 1	0- 0	AWAY	0- 0	0- 1	4- 0				
0- 3	0- 2	0- 1	NEUTRAL	0- 0	0- 0	0- 0				
6- 6	0- 3	0- 1	NON-CONFERENCE	0- 2	1- 0	5- 0				
3- 2	0- 0	0- 0	HOME	0- 2	1- 0	2- 0				
3- 1	0- 1	0- 0	AWAY	0- 0	0- 0	3- 0				
0- 3	0- 2	0- 1	NEUTRAL	0- 0	0- 0	0- 0				
5- 1	0- 0	0- 0	CONFERENCE	0- 0	1- 1	4- 0				
4- 0	0- 0	0- 0	HOME	0- 0	1- 0	3- 0				
1- 1	0- 0	0- 0	AWAY	0- 0	0- 1	1- 0				
0- 0	0- 0	0- 0	NEUTRAL	0- 0	0- 0	0- 0				

RPI 1-25				RPI 26-50				RPI 51-100				RPI 101+ Team's RPI: 112			
RPI	S	Opponent	Score	RPI	S	Opponent	Score	RPI	S	Opponent	Score	RPI	S	Opponent	Score
1	N	Louisville	67 76	39	N	Oklahoma St.	47 60	79	H	Marist	57 73	106	A	Coastal Caro.	56 62
7	N	Oregon	54 91					92	H	Texas Southern	63 74	124	H	Louisiana	79 52
13	A	Northwestern	47 74									137	H	Wright St.	68 62
												167	A	Kansas St.	57 53
												203	H	Little Rock	65 58
												204	H	SMU	51 46
												235	H	Arkansas St.	71 44
												249	A	North Texas	68 49
												273	A	Appalachian St.	82 60
												340	A	Grambling	88 54
												346	H	Chicago St.	84 53
												347	H	La.-Monroe	72 34
LAST 10 Division I															
347	H	La.-Monroe	72 34	235	H	Arkansas St.	71 44								
124	H	Louisiana	79 52	92	H	Texas Southern	63 74								
106	A	Coastal Caro.	56 62	204	H	SMU	51 46								
273	A	Appalachian St.	82 60	79	H	Marist	57 73								
203	H	Little Rock	65 58	13	A	Northwestern	47 74								

Non-Div I Games:

UT Arlington

■ Loss, 
 ■ Non-Conf, 
 ■ S Site, 
 ■ H Home 
 ■ A Away 
 N Neutral



## Loyola Chicago

Through Games Of Jan. 18, 2020

Average RPI Win:	239	WON-LOST	WINNING	LAST 10	STRENGTH OF	OPP. STRENGTH	TEAM	ADJ.	CONF.	ADJ CONF.
Average RPI Loss:	57	RECORD	PCT. RANK	GAMES	SCHEDULE	OF SCHEDULE	RPI	RPI	RPI	RPI
DIV. I ONLY	12- 4	50	6-4	223	181	113	113	7	7	
DIV. I NON-CONF.	9- 2	39	3-2	266	272	107	107	7	7	
TOTALS	RPI 1-25	RPI 26-50	W-L RECORDS	RPI 51-100	RPI 101-150	RPI 150+				
12- 4	0- 2	0- 0	OVERALL	1- 1	1- 1	10- 0				
4- 4	0- 2	0- 0	HOME	1- 1	0- 1	3- 0				
8- 0	0- 0	0- 0	AWAY	0- 0	1- 0	7- 0				
0- 0	0- 0	0- 0	NEUTRAL	0- 0	0- 0	0- 0				
9- 2	0- 1	0- 0	NON-CONFERENCE	0- 0	1- 1	8- 0				
3- 2	0- 1	0- 0	HOME	0- 0	0- 1	3- 0				
6- 0	0- 0	0- 0	AWAY	0- 0	1- 0	5- 0				
0- 0	0- 0	0- 0	NEUTRAL	0- 0	0- 0	0- 0				
3- 2	0- 1	0- 0	CONFERENCE	1- 1	0- 0	2- 0				
1- 2	0- 1	0- 0	HOME	1- 1	0- 0	0- 0				
2- 0	0- 0	0- 0	AWAY	0- 0	0- 0	2- 0				
0- 0	0- 0	0- 0	NEUTRAL	0- 0	0- 0	0- 0				

RPI 1-25				RPI 26-50				RPI 51-100				RPI 101+ Team's RPI: 113			
RPI	S	Opponent	Score	RPI	S	Opponent	Score	RPI	S	Opponent	Score	RPI	S	Opponent	Score
4	H	Missouri St.	72 74					68	H	Southern Ill.	51 49	127	A	Portland	78 64
14	H	DePaul	76 83					81	H	Bradley	47 60	130	H	Western Mich.	60 70
												157	H	Dartmouth	61 40
												211	H	Bowling Green	84 76
												228	A	UMKC	72 67
												246	A	Eastern Ill.	67 51
												251	H	Vermont	78 76
												271	A	Indiana St.	58 51
												312	A	Detroit Mercy	89 60
												324	A	SIUE	63 50
												327	A	Evansville	71 61
												346	A	Chicago St.	98 53
LAST 10 Division I															
				81	H	Bradley	47 60	130	H	Western Mich.	60 70				
				271	A	Indiana St.	58 51	14	H	DePaul	76 83				
				327	A	Evansville	71 61	211	H	Bowling Green	84 76				
				68	H	Southern Ill.	51 49	324	A	SIUE	63 50				
				4	H	Missouri St.	72 74	157	H	Dartmouth	61 40				

Non-Div I Games:

Loyola Chicago

■ Loss, 
 ■ Non-Conf, S Site, 
 ■ Home 
 ■ Away 
 N Neutral

Average RPI Win:	219	WON-LOST	WINNING	LAST 10	STRENGTH OF	OPP. STRENGTH	TEAM	ADJ.	CONF.	ADJ CONF.
Average RPI Loss:	101	RECORD	PCT. RANK	GAMES	SCHEDULE	OF SCHEDULE	RPI	RPI	RPI	RPI
DIV. I ONLY	9- 2	31	8-2	310	100	114	114	25	25	
DIV. I NON-CONF.	4- 1	54	3-1	217	37	51	51	23	23	
TOTALS	RPI 1-25	RPI 26-50	W-L RECORDS	RPI 51-100	RPI 101-150	RPI 150+				
9- 2	0- 1	0- 0	OVERALL	0- 0	3- 0	6- 1				
5- 1	0- 0	0- 0	HOME	0- 0	1- 0	4- 1				
4- 1	0- 1	0- 0	AWAY	0- 0	2- 0	2- 0				
0- 0	0- 0	0- 0	NEUTRAL	0- 0	0- 0	0- 0				
4- 1	0- 1	0- 0	NON-CONFERENCE	0- 0	2- 0	2- 0				
2- 0	0- 0	0- 0	HOME	0- 0	0- 0	2- 0				
2- 1	0- 1	0- 0	AWAY	0- 0	2- 0	0- 0				
0- 0	0- 0	0- 0	NEUTRAL	0- 0	0- 0	0- 0				
5- 1	0- 0	0- 0	CONFERENCE	0- 0	1- 0	4- 1				
3- 1	0- 0	0- 0	HOME	0- 0	1- 0	2- 1				
2- 0	0- 0	0- 0	AWAY	0- 0	0- 0	2- 0				
0- 0	0- 0	0- 0	NEUTRAL	0- 0	0- 0	0- 0				

RPI 1-25				RPI 26-50				RPI 51-100				RPI 101+ Team's RPI: 114			
RPI	S	Opponent	Score	RPI	S	Opponent	Score	RPI	S	Opponent	Score	RPI	S	Opponent	Score
23	A	Oklahoma	65 78									120	H	New Orleans	76 62
												127	A	Portland	76 69
												137	A	Wright St.	83 64
												178	H	A&M-Corpus Christi	58 70
												193	H	Lamar University	78 72
												214	H	Tulsa	73 63
												250	H	Southeastern La.	61 53
												304	A	Nicholls St.	95 84
												310	H	New Mexico St.	67 54
												315	A	McNeese	90 73
LAST 10 Division I															
250	H	Southeastern La.	61 53	304	A	Nicholls St.	95 84								
178	H	A&M-Corpus Christi	58 70	120	H	New Orleans	76 62								
315	A	McNeese	90 73	214	H	Tulsa	73 63								
193	H	Lamar University	78 72	127	A	Portland	76 69								
310	H	New Mexico St.	67 54	23	A	Oklahoma	65 78								

Non-Div I Games: Howard Payne 96 38 Schreiner 110 37 Southwest (NM) 104 52 McMurry 111 43  
Abilene Christian

Average RPI Win:	247	WON-LOST	WINNING	LAST 10	STRENGTH OF	OPP. STRENGTH	TEAM	ADJ.	CONF.	ADJ CONF.
Average RPI Loss:	74	RECORD	PCT. RANK	GAMES	SCHEDULE	OF SCHEDULE	RPI	RPI	RPI	RPI
DIV. I ONLY	8- 6	138	6-4	117	195	115	115	21	21	
DIV. I NON-CONF.	2- 5	259	0-3	22	119	144	144	17	17	
TOTALS	RPI 1-25	RPI 26-50	W-L RECORDS	RPI 51-100	RPI 101-150	RPI 150+				
8- 6	0- 2	0- 0	OVERALL	0- 2	0- 2	8- 0				
3- 2	0- 1	0- 0	HOME	0- 0	0- 1	3- 0				
5- 2	0- 0	0- 0	AWAY	0- 2	0- 0	5- 0				
0- 2	0- 1	0- 0	NEUTRAL	0- 0	0- 1	0- 0				
2- 5	0- 2	0- 0	NON-CONFERENCE	0- 2	0- 1	2- 0				
1- 1	0- 1	0- 0	HOME	0- 0	0- 0	1- 0				
1- 2	0- 0	0- 0	AWAY	0- 2	0- 0	1- 0				
0- 2	0- 1	0- 0	NEUTRAL	0- 0	0- 1	0- 0				
6- 1	0- 0	0- 0	CONFERENCE	0- 0	0- 1	6- 0				
2- 1	0- 0	0- 0	HOME	0- 0	0- 1	2- 0				
4- 0	0- 0	0- 0	AWAY	0- 0	0- 0	4- 0				
0- 0	0- 0	0- 0	NEUTRAL	0- 0	0- 0	0- 0				

RPI 1-25				RPI 26-50				RPI 51-100				RPI 101+ Team's RPI: 115			
RPI	S	Opponent	Score	RPI	S	Opponent	Score	RPI	S	Opponent	Score	RPI	S	Opponent	Score
10	H	Gonzaga	55 70					66	A	Minnesota	60 71	118	H	Idaho	68 69
17	N	Texas A&M	67 78					82	A	South Dakota St.	50 60	148	N	Wichita St.	64 66
												173	A	Portland St.	73 62
												195	H	Southern Utah	91 65
												200	H	Northern Colo.	91 58
												209	A	Northern Ariz.	72 64
												224	H	UC Davis	77 65
												289	A	Eastern Wash.	89 85
												341	A	Sacramento St.	85 48
												342	A	Seattle U	73 65
LAST 10 Division I															
289	A	Eastern Wash.	89 85	209	A	Northern Ariz.	72 64								
173	A	Portland St.	73 62	341	A	Sacramento St.	85 48								
118	H	Idaho	68 69	17	N	Texas A&M	67 78								
195	H	Southern Utah	91 65	148	N	Wichita St.	64 66								
200	H	Northern Colo.	91 58	10	H	Gonzaga	55 70								

Non-Div I Games: Carroll (MT) 67 33 Mont. St.-Northern 93 34

Montana St.

UNC Greensboro

Through Games Of Jan. 18, 2020

Average RPI Win:	230	WON-LOST	WINNING	LAST 10	STRENGTH OF	OPP. STRENGTH	TEAM	ADJ.	CONF.	ADJ CONF.
Average RPI Loss:	117	RECORD	PCT. RANK	GAMES	SCHEDULE	OF SCHEDULE	RPI	RPI	RPI	RPI
DIV. I ONLY	11- 4	61	8-2	259	207	116	116	23	23	
DIV. I NON-CONF.	8- 4	90	5-2	161	286	91	91	20	20	
TOTALS	RPI 1-25	RPI 26-50	W-L RECORDS	RPI 51-100	RPI 101-150	RPI 150+				
11- 4	0- 0	0- 0	OVERALL	1- 0	1- 4	9- 0				
7- 1	0- 0	0- 0	HOME	0- 0	0- 1	7- 0				
4- 3	0- 0	0- 0	AWAY	1- 0	1- 3	2- 0				
0- 0	0- 0	0- 0	NEUTRAL	0- 0	0- 0	0- 0				
8- 4	0- 0	0- 0	NON-CONFERENCE	1- 0	1- 4	6- 0				
4- 1	0- 0	0- 0	HOME	0- 0	0- 1	4- 0				
4- 3	0- 0	0- 0	AWAY	1- 0	1- 3	2- 0				
0- 0	0- 0	0- 0	NEUTRAL	0- 0	0- 0	0- 0				
3- 0	0- 0	0- 0	CONFERENCE	0- 0	0- 0	3- 0				
3- 0	0- 0	0- 0	HOME	0- 0	0- 0	3- 0				
0- 0	0- 0	0- 0	AWAY	0- 0	0- 0	0- 0				
0- 0	0- 0	0- 0	NEUTRAL	0- 0	0- 0	0- 0				

RPI 1-25			RPI 26-50			RPI 51-100			RPI 101+			Team's RPI: 116
RPI	S	Opponent	Score	RPI	S	Opponent	Score	RPI	S	Opponent	Score	
						59	A Wake Forest	67 65				
									103	A	N.C. A&T	48 57
									106	A	Coastal Caro.	54 63
									107	A	Liberty	58 53
									126	A	Campbell	64 72
									132	H	Richmond	62 70
									201	H	Chattanooga	49 41
									225	H	ETSU	63 47
									231	A	UNC Asheville	67 40
									237	H	High Point	82 70
									247	A	Col. of Charleston	69 56
									273	H	Appalachian St.	54 47
									306	H	UMES	86 48
									316	H	Georgia St.	64 49
									328	H	Western Caro.	54 43
LAST 10 Division I												
						328	H	Western Caro.	54 43			
						201	H	Chattanooga	49 41			
						225	H	ETSU	63 47			
						273	H	Appalachian St.	54 47			
						237	H	High Point	82 70			
						247	A	Col. of Charleston	69 56			
						103	A	N.C. A&T	48 57			
						316	H	Georgia St.	64 49			
						126	A	Campbell	64 72			
						231	A	UNC Asheville	67 40			

Non-Div I Games: Erskine 106 44 Concord 80 45 Lenoir-Rhyne 84 59

UNC Greensboro

Average RPI Win:	<b>192</b>	WON-LOST	WINNING	LAST 10	STRENGTH OF	OPP. STRENGTH	TEAM	ADJ.	CONF.	ADJ CONF.
Average RPI Loss:	<b>54</b>	RECORD	PCT. RANK	GAMES	SCHEDULE	OF SCHEDULE	RPI	RPI	RPI	RPI
DIV. I ONLY	<b>12- 5</b>	<b>68</b>	<b>7-3</b>	<b>206</b>	<b>38</b>	<b>117</b>	<b>117</b>	<b>6</b>	<b>6</b>	
DIV. I NON-CONF.	<b>8- 3</b>	<b>68</b>	<b>3-1</b>	<b>224</b>	<b>72</b>	<b>124</b>	<b>124</b>	<b>6</b>	<b>6</b>	
TOTALS	RPI 1-25	RPI 26-50	W-L RECORDS	RPI 51-100	RPI 101-150	RPI 150+				
12- 5	0- 1	1- 0	OVERALL	3- 4	0- 0	8- 0				
8- 3	0- 1	1- 0	HOME	1- 2	0- 0	6- 0				
3- 1	0- 0	0- 0	AWAY	1- 1	0- 0	2- 0				
1- 1	0- 0	0- 0	NEUTRAL	1- 1	0- 0	0- 0				
8- 3	0- 1	0- 0	NON-CONFERENCE	2- 2	0- 0	6- 0				
7- 1	0- 1	0- 0	HOME	1- 0	0- 0	6- 0				
0- 1	0- 0	0- 0	AWAY	0- 1	0- 0	0- 0				
1- 1	0- 0	0- 0	NEUTRAL	1- 1	0- 0	0- 0				
4- 2	0- 0	1- 0	CONFERENCE	1- 2	0- 0	2- 0				
1- 2	0- 0	1- 0	HOME	0- 2	0- 0	0- 0				
3- 0	0- 0	0- 0	AWAY	1- 0	0- 0	2- 0				
0- 0	0- 0	0- 0	NEUTRAL	0- 0	0- 0	0- 0				

RPI 1-25				RPI 26-50				RPI 51-100				RPI 101+ Team's RPI: 117			
RPI	S	Opponent	Score	RPI	S	Opponent	Score	RPI	S	Opponent	Score	RPI	S	Opponent	Score
11	H	Indiana	53 <b>64</b>	37	H	Marquette	61 55	52	H	St. John's (NY)	42 <b>67</b>	194	H	Akron	76 55
								54	H	IUPUI	64 61	219	A	Xavier	78 70
								56	H	Seton Hall	62 <b>67</b>	234	A	Georgetown	47 46
								74	N	Georgia	36 <b>69</b>	237	H	High Point	74 52
								75	A	Ball St.	70 <b>74</b>	253	H	Eastern Ky.	73 41
								76	N	Ohio	60 55	270	H	Wagner	74 58
								86	A	Villanova	58 41	312	H	Detroit Mercy	82 60
												329	H	Purdue Fort Wayne	85 58
LAST 10 Division I															
				37	H	Marquette	61 55	56	H	Seton Hall	62 <b>67</b>				
				234	A	Georgetown	47 46	329	H	Purdue Fort Wayne	85 58				
				86	A	Villanova	58 41	237	H	High Point	74 52				
				219	A	Xavier	78 70	11	H	Indiana	53 <b>64</b>				
				52	H	St. John's (NY)	42 <b>67</b>	194	H	Akron	76 55				

Non-Div I Games:

Butler

■ Loss, 
 ■ Non-Conf, S Site, 
 ■ Home 
 ■ Away 
 N Neutral

## Idaho

Through Games Of Jan. 18, 2020

Average RPI Win:	232	WON-LOST	WINNING	LAST 10	STRENGTH OF	OPP. STRENGTH	TEAM	ADJ.	CONF.	ADJ CONF.
Average RPI Loss:	105	RECORD	PCT. RANK	GAMES	SCHEDULE	OF SCHEDULE	RPI	RPI	RPI	RPI
DIV. I ONLY	10- 5	78	7-3	237	142	118	118	21	21	
DIV. I NON-CONF.	5- 4	140	2-2	166	122	108	108	17	17	
TOTALS	RPI 1-25	RPI 26-50	W-L RECORDS	RPI 51-100	RPI 101-150	RPI 150+				
10- 5	0- 0	0- 2	OVERALL	0- 1	1- 0	9- 2				
6- 0	0- 0	0- 0	HOME	0- 0	0- 0	6- 0				
4- 3	0- 0	0- 1	AWAY	0- 1	1- 0	3- 1				
0- 2	0- 0	0- 1	NEUTRAL	0- 0	0- 0	0- 1				
5- 4	0- 0	0- 2	NON-CONFERENCE	0- 1	0- 0	5- 1				
2- 0	0- 0	0- 0	HOME	0- 0	0- 0	2- 0				
3- 2	0- 0	0- 1	AWAY	0- 1	0- 0	3- 0				
0- 2	0- 0	0- 1	NEUTRAL	0- 0	0- 0	0- 1				
5- 1	0- 0	0- 0	CONFERENCE	0- 0	1- 0	4- 1				
4- 0	0- 0	0- 0	HOME	0- 0	0- 0	4- 0				
1- 1	0- 0	0- 0	AWAY	0- 0	1- 0	0- 1				
0- 0	0- 0	0- 0	NEUTRAL	0- 0	0- 0	0- 0				

RPI 1-25				RPI 26-50				RPI 51-100				RPI 101+				Team's RPI: 118
RPI	S	Opponent	Score	RPI	S	Opponent	Score	RPI	S	Opponent	Score	RPI	S	Opponent	Score	
				39	A	Oklahoma St.	47 62	80	A	South Fla.	64 67	115	A	Montana St.	69 68	
				40	N	Old Dominion	55 67					153	A	San Diego	65 32	
												168	H	Montana	52 51	
												173	A	Portland St.	53 74	
												187	H	Hawaii	67 52	
												193	N	Lamar University	44 47	
												230	A	San Francisco	66 60	
												257	H	Colorado St.	61 54	
												278	H	Idaho St.	62 56	
												289	H	Eastern Wash.	69 60	
												299	H	Weber St.	70 50	
												342	A	Seattle U	90 84	
LAST 10 Division I																
168	H	Montana	52 51	278	H	Idaho St.	62 56									
289	H	Eastern Wash.	69 60	187	H	Hawaii	67 52									
115	A	Montana St.	69 68	80	A	South Fla.	64 67									
173	A	Portland St.	53 74	153	A	San Diego	65 32									
299	H	Weber St.	70 50	40	N	Old Dominion	55 67									

Non-Div I Games:

Idaho

■ Loss, 
 ■ Non-Conf, S Site, 
 ■ Home 
 ■ Away 
 N Neutral

Massachusetts

Through Games Of Jan. 18, 2020

Average RPI Win:	225	WON-LOST	WINNING	LAST 10	STRENGTH OF	OPP. STRENGTH	TEAM	ADJ.	CONF.	ADJ CONF.
Average RPI Loss:	114	RECORD	PCT. RANK	GAMES	SCHEDULE	OF SCHEDULE	RPI	RPI	RPI	RPI
DIV. I ONLY	13- 3	32	10-0	293	155	119	119	12	12	
DIV. I NON-CONF.	9- 3	64	6-0	302	222	153	153	12	12	
TOTALS	RPI 1-25	RPI 26-50	W-L RECORDS	RPI 51-100	RPI 101-150	RPI 150+				
13- 3	0- 0	0- 0	OVERALL	1- 1	1- 1	11- 1				
7- 2	0- 0	0- 0	HOME	0- 0	1- 1	6- 1				
6- 1	0- 0	0- 0	AWAY	1- 1	0- 0	5- 0				
0- 0	0- 0	0- 0	NEUTRAL	0- 0	0- 0	0- 0				
9- 3	0- 0	0- 0	NON-CONFERENCE	0- 1	1- 1	8- 1				
5- 2	0- 0	0- 0	HOME	0- 0	1- 1	4- 1				
4- 1	0- 0	0- 0	AWAY	0- 1	0- 0	4- 0				
0- 0	0- 0	0- 0	NEUTRAL	0- 0	0- 0	0- 0				
4- 0	0- 0	0- 0	CONFERENCE	1- 0	0- 0	3- 0				
2- 0	0- 0	0- 0	HOME	0- 0	0- 0	2- 0				
2- 0	0- 0	0- 0	AWAY	1- 0	0- 0	1- 0				
0- 0	0- 0	0- 0	NEUTRAL	0- 0	0- 0	0- 0				

RPI 1-25				RPI 26-50				RPI 51-100				RPI 101+				Team's RPI: 119	
RPI	S	Opponent	Score	RPI	S	Opponent	Score	RPI	S	Opponent	Score	RPI	S	Opponent	Score		
								52	A	St. John's (NY)	71	82	109	H	Providence	63	72
								100	A	Duquesne	81	77	135	H	Holy Cross	75	72
													180	H	Merrimack	64	79
													183	H	Saint Joseph's	61	43
													198	H	La Salle	76	62
													199	A	Boston U.	58	45
													202	A	Iona	65	51
													226	A	UMass Lowell	74	58
													229	H	Brown	95	42
													251	A	Vermont	83	49
													268	A	St. Bonaventure	62	52
													284	H	New Hampshire	67	65
													309	H	Siena	61	55
													337	H	Hartford	74	48
LAST 10 Division I																	
				198	H	La Salle	76	62					309	H	Siena	61	55
				183	H	Saint Joseph's	61	43					199	A	Boston U.	58	45
				268	A	St. Bonaventure	62	52					135	H	Holy Cross	75	72
				100	A	Duquesne	81	77					284	H	New Hampshire	67	65
				202	A	Iona	65	51					251	A	Vermont	83	49

Non-Div I Games: Southern Conn. St. 86 43

Massachusetts

Loss, Non-Conf, S Site, H Home A Away N Neutral

New Orleans

Through Games Of Jan. 18, 2020

Average RPI Win:	232	WON-LOST	WINNING	LAST 10	STRENGTH OF	OPP. STRENGTH	TEAM	ADJ.	CONF.	ADJ CONF.
Average RPI Loss:	120	RECORD	PCT. RANK	GAMES	SCHEDULE	OF SCHEDULE	RPI	RPI	RPI	RPI
DIV. I ONLY	7- 7	172	6-4	85	291	120	120	25	25	
DIV. I NON-CONF.	2- 5	259	1-2	59	194	164	164	23	23	
TOTALS	RPI 1-25	RPI 26-50	W-L RECORDS	RPI 51-100	RPI 101-150	RPI 150+				
7- 7	0- 0	0- 2	OVERALL	0- 1	1- 3	6- 1				
3- 2	0- 0	0- 0	HOME	0- 0	1- 2	2- 0				
4- 5	0- 0	0- 2	AWAY	0- 1	0- 1	4- 1				
0- 0	0- 0	0- 0	NEUTRAL	0- 0	0- 0	0- 0				
2- 5	0- 0	0- 2	NON-CONFERENCE	0- 1	0- 1	2- 1				
1- 1	0- 0	0- 0	HOME	0- 0	0- 1	1- 0				
1- 4	0- 0	0- 2	AWAY	0- 1	0- 0	1- 1				
0- 0	0- 0	0- 0	NEUTRAL	0- 0	0- 0	0- 0				
5- 2	0- 0	0- 0	CONFERENCE	0- 0	1- 2	4- 0				
2- 1	0- 0	0- 0	HOME	0- 0	1- 1	1- 0				
3- 1	0- 0	0- 0	AWAY	0- 0	0- 1	3- 0				
0- 0	0- 0	0- 0	NEUTRAL	0- 0	0- 0	0- 0				

RPI 1-25	RPI 26-50	RPI 51-100	RPI 101+	Team's RPI: 120
RPI S Opponent Score	RPI S Opponent Score	RPI S Opponent Score	RPI S Opponent Score	
	33 A LSU 49 83	87 A Iowa St. 53 71	114 A Abilene Christian 62 76	
	45 A Arkansas 52 82		124 H Louisiana 60 65	
			144 H Sam Houston St. 46 78	
			147 H SFA 53 50	
			159 H North Dakota 79 73	
			193 A Lamar University 62 57	
			221 A Central Ark. 49 37	
			260 A Ole Miss 69 64	
			294 A Texas St. 49 51	
			315 H McNeese 78 59	
			331 A Incarnate Word 67 55	
LAST 10 Division I				
	315 H McNeese 78 59	159 H North Dakota 79 73		
	331 A Incarnate Word 67 55	144 H Sam Houston St. 46 78		
	221 A Central Ark. 49 37	114 A Abilene Christian 62 76		
	147 H SFA 53 50	87 A Iowa St. 53 71		
	193 A Lamar University 62 57	294 A Texas St. 49 51		

Non-Div I Games: Pensacola Christian91 31 Tougaloo 91 69

New Orleans

Loss, Non-Conf, S Site, H Home A Away N Neutral



Average RPI Win:	229	WON-LOST	WINNING	LAST 10	STRENGTH OF	OPP. STRENGTH	TEAM	ADJ.	CONF.	ADJ CONF.
Average RPI Loss:	50	RECORD	PCT. RANK	GAMES	SCHEDULE	OF SCHEDULE	RPI	RPI	RPI	RPI
DIV. I ONLY	9- 3	50	7-3	309	46	121	121	8	8	
DIV. I NON-CONF.	9- 2	39	7-2	336	31	114	114	9	9	
TOTALS	RPI 1-25	RPI 26-50	W-L RECORDS	RPI 51-100	RPI 101-150	RPI 150+				
9- 3	0- 1	0- 1	OVERALL	1- 1	0- 0	8- 0				
5- 1	0- 1	0- 0	HOME	1- 0	0- 0	4- 0				
4- 2	0- 0	0- 1	AWAY	0- 1	0- 0	4- 0				
0- 0	0- 0	0- 0	NEUTRAL	0- 0	0- 0	0- 0				
9- 2	0- 0	0- 1	NON-CONFERENCE	1- 1	0- 0	8- 0				
5- 0	0- 0	0- 0	HOME	1- 0	0- 0	4- 0				
4- 2	0- 0	0- 1	AWAY	0- 1	0- 0	4- 0				
0- 0	0- 0	0- 0	NEUTRAL	0- 0	0- 0	0- 0				
0- 1	0- 1	0- 0	CONFERENCE	0- 0	0- 0	0- 0				
0- 1	0- 1	0- 0	HOME	0- 0	0- 0	0- 0				
0- 0	0- 0	0- 0	AWAY	0- 0	0- 0	0- 0				
0- 0	0- 0	0- 0	NEUTRAL	0- 0	0- 0	0- 0				

RPI 1-25				RPI 26-50				RPI 51-100				RPI 101+				Team's RPI: 121
RPI	S	Opponent	Score	RPI	S	Opponent	Score	RPI	S	Opponent	Score	RPI	S	Opponent	Score	
21	H	Princeton	55 75	42	A	Duke	50 66	84	H	Drexel	53 49	183	A	Saint Joseph's	55 45	
								86	A	Villanova	58 70	187	A	Hawaii	70 55	
												198	A	La Salle	65 49	
												202	H	Iona	74 42	
												232	H	Stetson	81 41	
												309	H	Siena	92 44	
												325	A	NJIT	85 51	
												337	H	Hartford	74 46	
LAST 10 Division I																
86	A	Villanova	58 70	198	A	La Salle	65 49									
21	H	Princeton	55 75	337	H	Hartford	74 46									
187	A	Hawaii	70 55	42	A	Duke	50 66									
84	H	Drexel	53 49	183	A	Saint Joseph's	55 45									
232	H	Stetson	81 41	202	H	Iona	74 42									

Non-Div I Games: Chaminade 90 39

Penn

Average RPI Win:	232	WON-LOST	WINNING	LAST 10	STRENGTH OF	OPP. STRENGTH	TEAM	ADJ.	CONF.	ADJ CONF.
Average RPI Loss:	69	RECORD	PCT. RANK	GAMES	SCHEDULE	OF SCHEDULE	RPI	RPI	RPI	RPI
DIV. I ONLY	11- 6	87	7-3	194	99	122	122	13	13	
DIV. I NON-CONF.	5- 6	187	1-3	225	33	209	209	13	13	
TOTALS	RPI 1-25	RPI 26-50	W-L RECORDS	RPI 51-100	RPI 101-150	RPI 150+				
11- 6	0- 1	1- 3	OVERALL	0- 1	0- 0	10- 1				
8- 1	0- 1	1- 0	HOME	0- 0	0- 0	7- 0				
3- 3	0- 0	0- 1	AWAY	0- 1	0- 0	3- 1				
0- 2	0- 0	0- 2	NEUTRAL	0- 0	0- 0	0- 0				
5- 6	0- 1	0- 3	NON-CONFERENCE	0- 1	0- 0	5- 1				
4- 1	0- 1	0- 0	HOME	0- 0	0- 0	4- 0				
1- 3	0- 0	0- 1	AWAY	0- 1	0- 0	1- 1				
0- 2	0- 0	0- 2	NEUTRAL	0- 0	0- 0	0- 0				
6- 0	0- 0	1- 0	CONFERENCE	0- 0	0- 0	5- 0				
4- 0	0- 0	1- 0	HOME	0- 0	0- 0	3- 0				
2- 0	0- 0	0- 0	AWAY	0- 0	0- 0	2- 0				
0- 0	0- 0	0- 0	NEUTRAL	0- 0	0- 0	0- 0				

RPI	S	Opponent	Score	RPI	S	Opponent	Score	RPI	S	Opponent	Score	RPI	S	Opponent	Score	Team's RPI: 122
17	H	Texas A&M	61 62	27	N	Georgia Tech	52 54	92	A	Texas Southern	56 63	177	H	Southern Miss.	75 64	
				35	N	Virginia Tech	45 54					191	A	Fla. Atlantic	78 69	
				38	H	Western Ky.	73 65					203	H	Little Rock	66 40	
				39	A	Oklahoma St.	38 69					204	A	SMU	43 55	
												209	H	Northern Ariz.	71 57	
												245	H	Marshall	81 43	
												261	H	Louisiana Tech	60 47	
												298	H	Prairie View	77 55	
												304	H	Nicholls St.	71 47	
												308	A	FIU	68 47	
												315	A	McNeese	81 50	
LAST 10 Division I																
177	H	Southern Miss.	75 64	245	H	Marshall	81 43									
261	H	Louisiana Tech	60 47	27	N	Georgia Tech	52 54									
308	A	FIU	68 47	35	N	Virginia Tech	45 54									
191	A	Fla. Atlantic	78 69	298	H	Prairie View	77 55									
38	H	Western Ky.	73 65	92	A	Texas Southern	56 63									

Non-Div I Games:

Rice

■ Loss, 
 ■ Non-Conf, S Site, 
 ■ Home 
 ■ Away 
 N Neutral

Average RPI Win: <b>190</b>	WON-LOST	WINNING	LAST 10	STRENGTH OF	OPP. STRENGTH	TEAM	ADJ.	CONF.	ADJ CONF.
Average RPI Loss: <b>66</b>	RECORD	PCT. RANK	GAMES	SCHEDULE	OF SCHEDULE	RPI	RPI	RPI	RPI
DIV. I ONLY	11- 6	87	8-2	191	36	123	123	9	9
DIV. I NON-CONF.	9- 4	84	6-0	251	36	145	145	8	8
TOTALS	RPI 1-25	RPI 26-50	W-L RECORDS	RPI 51-100	RPI 101-150	RPI 150+			
11- 6	0- 1	0- 1	OVERALL	2- 3	2- 1	7- 0			
8- 2	0- 0	0- 1	HOME	2- 1	1- 0	5- 0			
3- 2	0- 0	0- 0	AWAY	0- 1	1- 1	2- 0			
0- 2	0- 1	0- 0	NEUTRAL	0- 1	0- 0	0- 0			
9- 4	0- 1	0- 1	NON-CONFERENCE	1- 2	2- 0	6- 0			
7- 2	0- 0	0- 1	HOME	1- 1	1- 0	5- 0			
2- 0	0- 0	0- 0	AWAY	0- 0	1- 0	1- 0			
0- 2	0- 1	0- 0	NEUTRAL	0- 1	0- 0	0- 0			
2- 2	0- 0	0- 0	CONFERENCE	1- 1	0- 1	1- 0			
1- 0	0- 0	0- 0	HOME	1- 0	0- 0	0- 0			
1- 2	0- 0	0- 0	AWAY	0- 1	0- 1	1- 0			
0- 0	0- 0	0- 0	NEUTRAL	0- 0	0- 0	0- 0			

RPI 1-25				RPI 26-50				RPI 51-100				RPI 101+ Team's RPI: 123			
RPI	S	Opponent	Score	RPI	S	Opponent	Score	RPI	S	Opponent	Score	RPI	S	Opponent	Score
6	N	Iowa	61 <b>69</b>	36	H	Ohio St.	73 <b>78</b>	55	N	Bucknell	48 <b>56</b>	110	H	Utah	68 62
								72	H	UCF	81 64	128	A	Tulane	59 <b>64</b>
								75	H	Ball St.	63 56	134	A	VCU	58 56
								80	A	South Fla.	68 <b>76</b>	172	A	Memphis	73 66
								93	H	Saint Louis	50 <b>60</b>	189	H	Miami (OH)	98 68
												201	H	Chattanooga	72 53
												219	A	Xavier	85 78
												279	H	Alabama A&M	62 47
												301	H	Pittsburgh	69 53
												343	H	Coppin St.	86 40
LAST 10 Division I															
128	A	Tulane	59 <b>64</b>	301	H	Pittsburgh	69 53								
72	H	UCF	81 64	279	H	Alabama A&M	62 47								
172	A	Memphis	73 66	219	A	Xavier	85 78								
80	A	South Fla.	68 <b>76</b>	189	H	Miami (OH)	98 68								
343	H	Coppin St.	86 40	134	A	VCU	58 56								

Non-Div I Games:

Cincinnati

■ Loss, 
■ Non-Conf, 
■ S Site, 
■ H Home 
■ A Away 
N Neutral

Louisiana

Through Games Of Jan. 18, 2020

Average RPI Win:	228	WON-LOST	WINNING	LAST 10	STRENGTH OF	OPP. STRENGTH	TEAM	ADJ.	CONF.	ADJ CONF.
Average RPI Loss:	161	RECORD	PCT. RANK	GAMES	SCHEDULE	OF SCHEDULE	RPI	RPI	RPI	RPI
DIV. I ONLY	9- 6	119	5-5	231	197	124	124	22	22	
DIV. I NON-CONF.	5- 4	140	1-3	240	167	136	136	22	22	
TOTALS	RPI 1-25	RPI 26-50	W-L RECORDS	RPI 51-100	RPI 101-150	RPI 150+				
9- 6	0- 1	0- 0	OVERALL	1- 0	1- 2	7- 3				
3- 1	0- 1	0- 0	HOME	0- 0	0- 0	3- 0				
6- 5	0- 0	0- 0	AWAY	1- 0	1- 2	4- 3				
0- 0	0- 0	0- 0	NEUTRAL	0- 0	0- 0	0- 0				
5- 4	0- 1	0- 0	NON-CONFERENCE	0- 0	1- 1	4- 2				
2- 1	0- 1	0- 0	HOME	0- 0	0- 0	2- 0				
3- 3	0- 0	0- 0	AWAY	0- 0	1- 1	2- 2				
0- 0	0- 0	0- 0	NEUTRAL	0- 0	0- 0	0- 0				
4- 2	0- 0	0- 0	CONFERENCE	1- 0	0- 1	3- 1				
1- 0	0- 0	0- 0	HOME	0- 0	0- 0	1- 0				
3- 2	0- 0	0- 0	AWAY	1- 0	0- 1	2- 1				
0- 0	0- 0	0- 0	NEUTRAL	0- 0	0- 0	0- 0				

RPI	S	Opponent	Score	RPI	S	Opponent	Score	RPI	S	Opponent	Score	RPI	S	Opponent	Score
15	H	Mississippi St.	48 64					69	A	Troy	79 73	112	A	UT Arlington	52 79
												120	A	New Orleans	65 60
												144	A	Sam Houston St.	73 77
												155	A	Jackson St.	54 65
												193	A	Lamar University	74 63
												238	H	South Alabama	73 68
												249	A	North Texas	66 69
												250	H	Southeastern La.	60 50
												260	A	Ole Miss	53 42
												292	A	Ga. Southern	67 83
												294	A	Texas St.	73 67
												315	H	McNeese	75 55
												316	A	Georgia St.	75 65
LAST 10 Division I															
294	A	Texas St.	73 67	316	A	Georgia St.	75 65								
112	A	UT Arlington	52 79	155	A	Jackson St.	54 65								
69	A	Troy	79 73	260	A	Ole Miss	53 42								
238	H	South Alabama	73 68	15	H	Mississippi St.	48 64								
292	A	Ga. Southern	67 83	249	A	North Texas	66 69								

Non-Div I Games: Loyola (LA) 67 51 Xavier (LA) 62 49

Louisiana

Loss, Non-Conf, S Site, H Home A Away N Neutral

Average RPI Win:	169	WON-LOST	WINNING	LAST 10	STRENGTH OF	OPP. STRENGTH	TEAM	ADJ.	CONF.	ADJ CONF.
Average RPI Loss:	67	RECORD	PCT. RANK	GAMES	SCHEDULE	OF SCHEDULE	RPI	RPI	RPI	RPI
DIV. I ONLY	6- 12	257	2-8	20	32	125	125	4	4	
DIV. I NON-CONF.	5- 7	205	1-3	3	49	68	68	3	3	
TOTALS	RPI 1-25	RPI 26-50	W-L RECORDS	RPI 51-100	RPI 101-150	RPI 150+				
6- 12	0- 3	0- 2	OVERALL	2- 5	1- 1	3- 1				
2- 7	0- 2	0- 0	HOME	0- 3	0- 1	2- 1				
3- 3	0- 1	0- 1	AWAY	1- 1	1- 0	1- 0				
1- 2	0- 0	0- 1	NEUTRAL	1- 1	0- 0	0- 0				
5- 7	0- 2	0- 1	NON-CONFERENCE	2- 4	1- 0	2- 0				
2- 4	0- 1	0- 0	HOME	0- 3	0- 0	2- 0				
2- 1	0- 1	0- 0	AWAY	1- 0	1- 0	0- 0				
1- 2	0- 0	0- 1	NEUTRAL	1- 1	0- 0	0- 0				
1- 5	0- 1	0- 1	CONFERENCE	0- 1	0- 1	1- 1				
0- 3	0- 1	0- 0	HOME	0- 0	0- 1	0- 1				
1- 2	0- 0	0- 1	AWAY	0- 1	0- 0	1- 0				
0- 0	0- 0	0- 0	NEUTRAL	0- 0	0- 0	0- 0				

RPI	S	Opponent	Score	RPI	S	Opponent	Score	RPI	S	Opponent	Score	RPI	S	Opponent	Score	Team's RPI: 125
3	A	UConn	57 81	34	N	FGCU	60 69	57	A	Michigan	76 72	102	H	Boston College	65 75	
14	H	DePaul	94 105	42	A	Duke	47 50	66	H	Minnesota	67 75	131	A	Fordham	60 55	
16	H	NC State	56 90					73	H	Tennessee	63 74	164	H	Toledo	54 51	
								80	N	South Fla.	67 51	182	H	Clemson	55 71	
								82	N	South Dakota St.	59 65	283	H	Loyola Maryland	84 60	
								91	A	Syracuse	63 74	301	A	Pittsburgh	60 52	
								98	H	Michigan St.	69 72					
LAST 10 Division I																
				42	A	Duke	47 50	182	H	Clemson	55 71					
				16	H	NC State	56 90	14	H	DePaul	94 105					
				102	H	Boston College	65 75	3	A	UConn	57 81					
				91	A	Syracuse	63 74	66	H	Minnesota	67 75					
				301	A	Pittsburgh	60 52	80	N	South Fla.	67 51					

Non-Div I Games:

Notre Dame

Average RPI Win: 251		WON-LOST	WINNING	LAST 10	STRENGTH OF	OPP. STRENGTH	TEAM	ADJ.	CONF.	ADJ CONF.
Average RPI Loss: 193		RECORD	PCT. RANK	GAMES	SCHEDULE	OF SCHEDULE	RPI	RPI	RPI	RPI
DIV. I ONLY		10- 5	78	7-3	250	339	126	126	27	27
DIV. I NON-CONF.		3- 4	201	0-2	271	280	215	215	27	27
TOTALS		RPI 1-25	RPI 26-50	W-L RECORDS	RPI 51-100	RPI 101-150	RPI 150+			
10- 5	0- 0		0- 1	OVERALL	0- 1	1- 0	9- 3			
6- 0	0- 0		0- 0	HOME	0- 0	1- 0	5- 0			
4- 5	0- 0		0- 1	AWAY	0- 1	0- 0	4- 3			
0- 0	0- 0		0- 0	NEUTRAL	0- 0	0- 0	0- 0			
3- 4	0- 0		0- 1	NON-CONFERENCE	0- 1	1- 0	2- 2			
2- 0	0- 0		0- 0	HOME	0- 0	1- 0	1- 0			
1- 4	0- 0		0- 1	AWAY	0- 1	0- 0	1- 2			
0- 0	0- 0		0- 0	NEUTRAL	0- 0	0- 0	0- 0			
7- 1	0- 0		0- 0	CONFERENCE	0- 0	0- 0	7- 1			
4- 0	0- 0		0- 0	HOME	0- 0	0- 0	4- 0			
3- 1	0- 0		0- 0	AWAY	0- 0	0- 0	3- 1			
0- 0	0- 0		0- 0	NEUTRAL	0- 0	0- 0	0- 0			

RPI 1-25				RPI 26-50				RPI 51-100				RPI 101+				Team's RPI: 126	
RPI	S	Opponent	Score	RPI	S	Opponent	Score	RPI	S	Opponent	Score	RPI	S	Opponent	Score		
				40	A	Old Dominion	44 59	59	A	Wake Forest	46 74	116	H	UNC Greensboro	72 64		
												175	A	Hampton	68 31		
												231	A	UNC Asheville	52 60		
												237	H	High Point	73 36		
												241	H	Gardner-Webb	48 44		
												242	H	Kennesaw St.	63 51		
												264	H	Winthrop	63 47		
												285	A	Longwood	70 55		
												293	A	Presbyterian	53 47		
												314	A	Hofstra	55 58		
												323	A	N.C. Central	64 67		
												328	A	Western Caro.	61 40		
												332	H	USC Upstate	50 38		
EAST 10 Division I																	
				293	A	Presbyterian	53 47	231	A	UNC Asheville	52 60						
				264	H	Winthrop	63 47	332	H	USC Upstate	50 38						
				175	A	Hampton	68 31	237	H	High Point	73 36						
				241	H	Gardner-Webb	48 44	314	A	Hofstra	55 58						
				285	A	Longwood	70 55	59	A	Wake Forest	46 74						

Non-Div I Games:	St. Andrews	122	56	Bluefield Col.	65	41
------------------	-------------	-----	----	----------------	----	----

Campbell

■ Loss, ■ Non-Conf, S Site, H Home A Away N Neutral

Average RPI Win:	210	WON-LOST	WINNING	LAST 10	STRENGTH OF	OPP. STRENGTH	TEAM	ADJ.	CONF.	ADJ CONF.
Average RPI Loss:	132	RECORD	PCT. RANK	GAMES	SCHEDULE	OF SCHEDULE	RPI	RPI	RPI	RPI
DIV. I ONLY	9- 7	142	5-5	138	177	127	127	11	11	
DIV. I NON-CONF.	5- 4	140	1-2	213	320	190	190	11	11	
TOTALS	RPI 1-25	RPI 26-50	W-L RECORDS	RPI 51-100	RPI 101-150	RPI 150+				
9- 7	0- 1	0- 0	OVERALL	2- 0	0- 3	7- 3				
3- 4	0- 0	0- 0	HOME	1- 0	0- 3	2- 1				
6- 3	0- 1	0- 0	AWAY	1- 0	0- 0	5- 2				
0- 0	0- 0	0- 0	NEUTRAL	0- 0	0- 0	0- 0				
5- 4	0- 0	0- 0	NON-CONFERENCE	1- 0	0- 2	4- 2				
2- 3	0- 0	0- 0	HOME	1- 0	0- 2	1- 1				
3- 1	0- 0	0- 0	AWAY	0- 0	0- 0	3- 1				
0- 0	0- 0	0- 0	NEUTRAL	0- 0	0- 0	0- 0				
4- 3	0- 1	0- 0	CONFERENCE	1- 0	0- 1	3- 1				
1- 1	0- 0	0- 0	HOME	0- 0	0- 1	1- 0				
3- 2	0- 1	0- 0	AWAY	1- 0	0- 0	2- 1				
0- 0	0- 0	0- 0	NEUTRAL	0- 0	0- 0	0- 0				

RPI 1-25				RPI 26-50				RPI 51-100				RPI 101+ Team's RPI: 127			
RPI	S	Opponent	Score	RPI	S	Opponent	Score	RPI	S	Opponent	Score	RPI	S	Opponent	Score
10	A	Gonzaga	57 62					65	A	BYU	57 48	111	H	Pacific	73 77
								94	H	Fresno St.	75 64	113	H	Loyola Chicago	64 78
												114	H	Abilene Christian	69 76
												153	A	San Diego	55 74
												165	A	Santa Clara	80 77
												169	H	Saint Mary's (CA)	78 65
												173	H	Portland St.	71 77
												230	A	San Francisco	73 66
												248	A	CSUN	64 73
												274	H	Grand Canyon	73 41
												286	A	Utah St.	70 64
												299	A	Weber St.	78 59
												311	A	Air Force	72 56
LAST 10 Division I															
165	A	Santa Clara	80 77	153	A	San Diego	55 74								
230	A	San Francisco	73 66	10	A	Gonzaga	57 62								
169	H	Saint Mary's (CA)	78 65	173	H	Portland St.	71 77								
111	H	Pacific	73 77	274	H	Grand Canyon	73 41								
65	A	BYU	57 48	113	H	Loyola Chicago	64 78								

Non-Div I Games: Warner Pacific 78 36 Willamette 82 42

Portland

Loss, Non-Conf, S Site, H Home A Away N Neutral

Average RPI Win:	180	WON-LOST	WINNING	LAST 10	STRENGTH OF	OPP. STRENGTH	TEAM	ADJ.	CONF.	ADJ CONF.
Average RPI Loss:	87	RECORD	PCT. RANK	GAMES	SCHEDULE	OF SCHEDULE	RPI	RPI	RPI	RPI
DIV. I ONLY	10- 8	151	7-3	74	104	128	128	9	9	
DIV. I NON-CONF.	5- 8	221	2-3	71	94	181	181	8	8	
TOTALS	RPI 1-25	RPI 26-50	W-L RECORDS	RPI 51-100	RPI 101-150	RPI 150+				
10- 8	0- 0	0- 2	OVERALL	1- 4	2- 1	7- 1				
6- 6	0- 0	0- 2	HOME	0- 3	1- 0	5- 1				
4- 0	0- 0	0- 0	AWAY	1- 0	1- 0	2- 0				
0- 2	0- 0	0- 0	NEUTRAL	0- 1	0- 1	0- 0				
5- 8	0- 0	0- 2	NON-CONFERENCE	1- 4	0- 1	4- 1				
3- 6	0- 0	0- 2	HOME	0- 3	0- 0	3- 1				
2- 0	0- 0	0- 0	AWAY	1- 0	0- 0	1- 0				
0- 2	0- 0	0- 0	NEUTRAL	0- 1	0- 1	0- 0				
5- 0	0- 0	0- 0	CONFERENCE	0- 0	2- 0	3- 0				
3- 0	0- 0	0- 0	HOME	0- 0	1- 0	2- 0				
2- 0	0- 0	0- 0	AWAY	0- 0	1- 0	1- 0				
0- 0	0- 0	0- 0	NEUTRAL	0- 0	0- 0	0- 0				

RPI S	Opponent	Score	RPI S	Opponent	Score	RPI S	Opponent	Score	RPI S	Opponent	Score	Team's RPI: 128
33	H LSU	54 59	50	H Colorado	52 62	51	H Middle Tenn.	62 64	102	N Boston College	76 89	
						60	N Charlotte	56 60	123	H Cincinnati	64 59	
						70	H Alabama	56 66	148	A Wichita St.	61 56	
						92	H Texas Southern	62 72	155	H Jackson St.	82 46	
						96	A Washington	64 62	172	H Memphis	59 55	
									177	A Southern Miss.	62 58	
									204	A SMU	67 66	
									214	H Tulsa	64 62	
									221	H Central Ark.	65 38	
									238	H South Alabama	53 62	
									292	H Ga. Southern	56 40	
LAST 10 Division I												
123	H Cincinnati	64 59	292	H Ga. Southern	56 40							
204	A SMU	67 66	50	H Colorado	52 62							
172	H Memphis	59 55	92	H Texas Southern	62 72							
214	H Tulsa	64 62	238	H South Alabama	53 62							
148	A Wichita St.	61 56	177	A Southern Miss.	62 58							

Non-Div I Games:

Tulane



Average RPI Win:	226	WON-LOST	WINNING	LAST 10	STRENGTH OF	OPP. STRENGTH	TEAM	ADJ.	CONF.	ADJ CONF.
Average RPI Loss:	30	RECORD	PCT. RANK	GAMES	SCHEDULE	OF SCHEDULE	RPI	RPI	RPI	RPI
DIV. I ONLY	10- 7	125	4-6	113	69	129	129	2	2	
DIV. I NON-CONF.	9- 2	39	3-1	318	242	154	154	2	2	
TOTALS	RPI 1-25	RPI 26-50	W-L RECORDS	RPI 51-100	RPI 101-150	RPI 150+				
10- 7	0- 5	0- 0	OVERALL	1- 2	2- 0	7- 0				
9- 3	0- 2	0- 0	HOME	1- 1	2- 0	6- 0				
1- 4	0- 3	0- 0	AWAY	0- 1	0- 0	1- 0				
0- 0	0- 0	0- 0	NEUTRAL	0- 0	0- 0	0- 0				
9- 2	0- 0	0- 0	NON-CONFERENCE	0- 2	2- 0	7- 0				
8- 1	0- 0	0- 0	HOME	0- 1	2- 0	6- 0				
1- 1	0- 0	0- 0	AWAY	0- 1	0- 0	1- 0				
0- 0	0- 0	0- 0	NEUTRAL	0- 0	0- 0	0- 0				
1- 5	0- 5	0- 0	CONFERENCE	1- 0	0- 0	0- 0				
1- 2	0- 2	0- 0	HOME	1- 0	0- 0	0- 0				
0- 3	0- 3	0- 0	AWAY	0- 0	0- 0	0- 0				
0- 0	0- 0	0- 0	NEUTRAL	0- 0	0- 0	0- 0				

RPI	S	Opponent	Score	RPI	S	Opponent	Score	RPI	S	Opponent	Score	RPI	S	Opponent	Score	Team's RPI: 129
6	A	Iowa	72 108					63	A	North Carolina	60 85	135	H	Holy Cross	78 75	
11	A	Indiana	42 83					66	H	Minnesota	74 71	141	H	Austin Peay	76 62	
13	H	Northwestern	50 77					71	H	Illinois St.	58 74	158	A	Missouri	58 51	
24	A	Purdue	67 81									180	H	Merrimack	75 72	
25	H	Rutgers	51 75									291	H	Ark.-Pine Bluff	65 50	
												293	H	Presbyterian	71 52	
												318	H	Bryant	69 55	
												327	H	Evansville	59 44	
												346	H	Chicago St.	96 66	
LAST 10 Division I																
24	A	Purdue	67 81	13	H	Northwestern	50 77									
66	H	Minnesota	74 71	158	A	Missouri	58 51									
25	H	Rutgers	51 75	327	H	Evansville	59 44									
11	A	Indiana	42 83	180	H	Merrimack	75 72									
6	A	Iowa	72 108	63	A	North Carolina	60 85									

Non-Div I Games:

Illinois

Average RPI Win:	239	WON-LOST	WINNING	LAST 10	STRENGTH OF	OPP. STRENGTH	TEAM	ADJ.	CONF.	ADJ CONF.
Average RPI Loss:	114	RECORD	PCT. RANK	GAMES	SCHEDULE	OF SCHEDULE	RPI	RPI	RPI	RPI
DIV. I ONLY	9- 6	119	7-3	147	251	130	130	10	10	
DIV. I NON-CONF.	6- 4	122	4-1	258	329	171	171	10	10	
TOTALS	RPI 1-25	RPI 26-50	W-L RECORDS	RPI 51-100	RPI 101-150	RPI 150+				
9- 6	0- 0	0- 1	OVERALL	1- 2	1- 1	7- 2				
4- 2	0- 0	0- 1	HOME	1- 0	0- 0	3- 1				
3- 3	0- 0	0- 0	AWAY	0- 2	1- 0	2- 1				
2- 1	0- 0	0- 0	NEUTRAL	0- 0	0- 1	2- 0				
6- 4	0- 0	0- 0	NON-CONFERENCE	0- 1	1- 1	5- 2				
2- 1	0- 0	0- 0	HOME	0- 0	0- 0	2- 1				
2- 2	0- 0	0- 0	AWAY	0- 1	1- 0	1- 1				
2- 1	0- 0	0- 0	NEUTRAL	0- 0	0- 1	2- 0				
3- 2	0- 0	0- 1	CONFERENCE	1- 1	0- 0	2- 0				
2- 1	0- 0	0- 1	HOME	1- 0	0- 0	1- 0				
1- 1	0- 0	0- 0	AWAY	0- 1	0- 0	1- 0				
0- 0	0- 0	0- 0	NEUTRAL	0- 0	0- 0	0- 0				

RPI S	Opponent	Score	RPI S	Opponent	Score	RPI S	Opponent	Score	RPI S	Opponent	Score	Team's RPI: 130
			26	H Central Mich.	70 80	57	A Michigan	55 76	104	N Stony Brook	47 50	
						76	H Ohio	73 72	113	A Loyola Chicago	70 60	
						99	A Kent St.	63 75	164	H Toledo	84 72	
									191	H Fla. Atlantic	79 80	
									194	A Akron	56 51	
									208	A UTEP	46 76	
									296	N Denver	79 70	
									310	N New Mexico St.	79 76	
									312	H Detroit Mercy	82 67	
									338	A UIC	80 52	
									346	H Chicago St.	90 69	
LAST 10 Division I												
			26	H Central Mich.	70 80	113	A Loyola Chicago	70 60				
			76	H Ohio	73 72	104	N Stony Brook	47 50				
			99	A Kent St.	63 75	296	N Denver	79 70				
			194	A Akron	56 51	346	H Chicago St.	90 69				
			164	H Toledo	84 72	338	A UIC	80 52				

Non-Div I Games: Kentucky St. 80 41

Western Mich.

F  
o  
r  
d  
h  
a  
m

F  
o  
r  
d  
h  
a  
m

Fordham

Page 131

Average RPI Win: <b>182</b>	WON-LOST	WINNING	LAST 10	STRENGTH OF	OPP. STRENGTH	TEAM	ADJ.	CONF.	ADJ CONF.
Average RPI Loss: <b>125</b>	RECORD	PCT. RANK	GAMES	SCHEDULE	OF SCHEDULE	RPI	RPI	RPI	RPI
DIV. I ONLY	7- 11	234	2-8	49	228	132	132	12	12
DIV. I NON-CONF.	7- 7	164	2-4	30	289	83	83	12	12
<hr/>									
TOTALS	RPI 1-25	RPI 26-50	W-L RECORDS	RPI 51-100	RPI 101-150	RPI 150+			
7- 11	0- 0	0- 1	OVERALL	0- 4	2- 2	5- 4			
3- 2	0- 0	0- 0	HOME	0- 1	0- 1	3- 0			
4- 6	0- 0	0- 1	AWAY	0- 2	2- 1	2- 2			
0- 3	0- 0	0- 0	NEUTRAL	0- 1	0- 0	0- 2			
7- 7	0- 0	0- 1	NON-CONFERENCE	0- 3	2- 1	5- 2			
3- 1	0- 0	0- 0	HOME	0- 0	0- 1	3- 0			
4- 3	0- 0	0- 1	AWAY	0- 2	2- 0	2- 0			
0- 3	0- 0	0- 0	NEUTRAL	0- 1	0- 0	0- 2			
0- 4	0- 0	0- 0	CONFERENCE	0- 1	0- 1	0- 2			
0- 1	0- 0	0- 0	HOME	0- 1	0- 0	0- 0			
0- 3	0- 0	0- 0	AWAY	0- 0	0- 1	0- 2			
0- 0	0- 0	0- 0	NEUTRAL	0- 0	0- 0	0- 0			

RPI 1-25				RPI 26-50				RPI 51-100				RPI 101+				Team's RPI: 132	
RPI	S	Opponent	Score	RPI	S	Opponent	Score	RPI	S	Opponent	Score	RPI	S	Opponent	Score		
				40	A	Old Dominion	51 73	60	A	Charlotte	59 78	106	A	Coastal Caro.	79 67		
								81	N	Bradley	57 61	116	A	UNC Greensboro	70 62		
								84	A	Drexel	52 58	134	A	VCU	50 53		
								95	H	Dayton	51 65	149	H	Furman	69 70		
												151	H	William & Mary	76 73		
												162	A	Rhode Island	70 76		
												170	H	Norfolk St.	77 69		
												175	N	Hampton	65 69		
												183	A	Saint Joseph's	56 67		
												191	H	Fla. Atlantic	57 55		
												213	N	Mt. St. Mary's	67 75		
												234	A	Georgetown	51 49		
												306	A	UMES	64 52		
LAST 10 Division I																	
				134	A	VCU	50 53	175	N	Hampton	65 69						
				95	H	Dayton	51 65	213	N	Mt. St. Mary's	67 75						
				162	A	Rhode Island	70 76	40	A	Old Dominion	51 73						
				183	A	Saint Joseph's	56 67	149	H	Furman	69 70						
				170	H	Norfolk St.	77 69	306	A	UMES	64 52						

Non-Div I Games:

Richmond

■ Loss, 
 ■ Non-Conf, 
 ■ S Site, 
 ■ H Home 
 ■ A Away 
 N Neutral

Average RPI Win: <b>234</b>	WON-LOST	WINNING	LAST 10	STRENGTH OF	OPP. STRENGTH	TEAM	ADJ.	CONF.	ADJ CONF.
Average RPI Loss: <b>48</b>	RECORD	PCT. RANK	GAMES	SCHEDULE	OF SCHEDULE	RPI	RPI	RPI	RPI
DIV. I ONLY	<b>9- 8</b>	<b>161</b>	<b>4-6</b>	<b>98</b>	<b>118</b>	<b>133</b>	<b>133</b>	<b>2</b>	<b>2</b>
DIV. I NON-CONF.	<b>8- 3</b>	<b>68</b>	<b>3-1</b>	<b>215</b>	<b>216</b>	<b>100</b>	<b>100</b>	<b>2</b>	<b>2</b>
TOTALS	RPI 1-25	RPI 26-50	W-L RECORDS	RPI 51-100	RPI 101-150	RPI 150+			
9- 8	0- 2	0- 3	OVERALL	2- 3	0- 0	7- 0			
7- 2	0- 1	0- 0	HOME	1- 1	0- 0	6- 0			
1- 5	0- 1	0- 2	AWAY	0- 2	0- 0	1- 0			
1- 1	0- 0	0- 1	NEUTRAL	1- 0	0- 0	0- 0			
8- 3	0- 0	0- 3	NON-CONFERENCE	2- 0	0- 0	6- 0			
6- 0	0- 0	0- 0	HOME	1- 0	0- 0	5- 0			
1- 2	0- 0	0- 2	AWAY	0- 0	0- 0	1- 0			
1- 1	0- 0	0- 1	NEUTRAL	1- 0	0- 0	0- 0			
1- 5	0- 2	0- 0	CONFERENCE	0- 3	0- 0	1- 0			
1- 2	0- 1	0- 0	HOME	0- 1	0- 0	1- 0			
0- 3	0- 1	0- 0	AWAY	0- 2	0- 0	0- 0			
0- 0	0- 0	0- 0	NEUTRAL	0- 0	0- 0	0- 0			

RPI S	Opponent	Score	RPI S	Opponent	Score	RPI S	Opponent	Score	RPI S	Opponent	Score	Team's RPI: 133
24	A Purdue	61 <b>72</b>	27	A Georgia Tech	41 <b>60</b>	57	H Michigan	56 <b>68</b>	206	H Penn St.	71 65	
25	H Rutgers	61 <b>64</b>	45	N Arkansas	64 <b>68</b>	58	A Nebraska	50 <b>65</b>	246	H Eastern Ill.	63 55	
			50	A Colorado	57 <b>74</b>	75	N Ball St.	67 56	280	H Milwaukee	71 40	
						89	H North Florida	75 62	297	H Wofford	78 65	
						98	A Michigan St.	52 <b>69</b>	298	H Prairie View	68 42	
									305	A North Dakota St.	64 63	
									313	H Alabama St.	85 67	
LAST 10 Division I												
57	H Michigan	56 <b>68</b>	25	H Rutgers	61 <b>64</b>							
98	A Michigan St.	52 <b>69</b>	298	H Prairie View	68 42							
58	A Nebraska	50 <b>65</b>	313	H Alabama St.	85 67							
206	H Penn St.	71 65	305	A North Dakota St.	64 63							
24	A Purdue	61 <b>72</b>	27	A Georgia Tech	41 <b>60</b>							

Non-Div I Games:

Wisconsin

■ Loss, 
 ■ Non-Conf, 
 ■ S Site, 
 ■ H Home 
 ■ A Away 
 N Neutral

Average RPI Win:	183	WON-LOST	WINNING	LAST 10	STRENGTH OF	OPP. STRENGTH	TEAM	ADJ.	CONF.	ADJ CONF.
Average RPI Loss:	105	RECORD	PCT. RANK	GAMES	SCHEDULE	OF SCHEDULE	RPI	RPI	RPI	RPI
DIV. I ONLY	9- 8	161	6-4	115	90	134	134	12	12	
DIV. I NON-CONF.	5- 8	221	2-4	115	123	210	210	12	12	
TOTALS	RPI 1-25	RPI 26-50	W-L RECORDS	RPI 51-100	RPI 101-150	RPI 150+				
9- 8	0- 0	1- 0	OVERALL	1- 3	1- 3	6- 2				
6- 3	0- 0	1- 0	HOME	0- 0	1- 2	4- 1				
2- 5	0- 0	0- 0	AWAY	1- 3	0- 1	1- 1				
1- 0	0- 0	0- 0	NEUTRAL	0- 0	0- 0	1- 0				
5- 8	0- 0	1- 0	NON-CONFERENCE	0- 3	0- 3	4- 2				
4- 3	0- 0	1- 0	HOME	0- 0	0- 2	3- 1				
0- 5	0- 0	0- 0	AWAY	0- 3	0- 1	0- 1				
1- 0	0- 0	0- 0	NEUTRAL	0- 0	0- 0	1- 0				
4- 0	0- 0	0- 0	CONFERENCE	1- 0	1- 0	2- 0				
2- 0	0- 0	0- 0	HOME	0- 0	1- 0	1- 0				
2- 0	0- 0	0- 0	AWAY	1- 0	0- 0	1- 0				
0- 0	0- 0	0- 0	NEUTRAL	0- 0	0- 0	0- 0				

RPI S	Opponent	Score	RPI S	Opponent	Score	RPI S	Opponent	Score	RPI S	Opponent	Score	Team's RPI: 134
40	H Old Dominion	62 49	51	A Middle Tenn.	63 86	102	A Boston College	52 87				
			56	A Seton Hall	33 53	103	H N.C. A&T	58 69				
			80	A South Fla.	55 77	123	H Cincinnati	56 58				
			93	A Saint Louis	65 52	132	H Richmond	53 50				
						151	H William & Mary	55 69				
						162	A Rhode Island	75 54				
						177	A Southern Miss.	39 51				
						183	H Saint Joseph's	47 40				
						236	H UC Riverside	67 51				
						258	H East Carolina	53 40				
						272	N Omaha	74 66				
						273	H Appalachian St.	66 38				
LAST 10 Division I												
132	H Richmond	53 50	236	H UC Riverside	67 51							
93	A Saint Louis	65 52	51	A Middle Tenn.	63 86							
183	H Saint Joseph's	47 40	40	H Old Dominion	62 49							
162	A Rhode Island	75 54	151	H William & Mary	55 69							
103	H N.C. A&T	58 69	123	H Cincinnati	56 58							

Non-Div I Games:

VCU

# Holy Cross

Through Games Of Jan. 18, 2020

Average RPI Win:	238	WON-LOST	WINNING	LAST 10	STRENGTH OF	OPP. STRENGTH	TEAM	ADJ.	CONF.	ADJ CONF.
Average RPI Loss:	137	RECORD	PCT. RANK	GAMES	SCHEDULE	OF SCHEDULE	RPI	RPI	RPI	RPI
DIV. I ONLY	11- 6	87	7-3	267	192	135	135	15	15	
DIV. I NON-CONF.	7- 4	100	3-1	233	244	109	109	15	15	
TOTALS	RPI 1-25	RPI 26-50	W-L RECORDS	RPI 51-100	RPI 101-150	RPI 150+				
11- 6	0- 0	0- 0	OVERALL	0- 2	1- 2	10- 2				
6- 1	0- 0	0- 0	HOME	0- 1	1- 0	5- 0				
5- 5	0- 0	0- 0	AWAY	0- 1	0- 2	5- 2				
0- 0	0- 0	0- 0	NEUTRAL	0- 0	0- 0	0- 0				
7- 4	0- 0	0- 0	NON-CONFERENCE	0- 1	1- 2	6- 1				
4- 0	0- 0	0- 0	HOME	0- 0	1- 0	3- 0				
3- 4	0- 0	0- 0	AWAY	0- 1	0- 2	3- 1				
0- 0	0- 0	0- 0	NEUTRAL	0- 0	0- 0	0- 0				
4- 2	0- 0	0- 0	CONFERENCE	0- 1	0- 0	4- 1				
2- 1	0- 0	0- 0	HOME	0- 1	0- 0	2- 0				
2- 1	0- 0	0- 0	AWAY	0- 0	0- 0	2- 1				
0- 0	0- 0	0- 0	NEUTRAL	0- 0	0- 0	0- 0				

RPI S	Opponent	Score	RPI S	Opponent	Score	RPI S	Opponent	Score	RPI S	Opponent	Score	Team's RPI: 135
						55	H Bucknell	40 51	102	H Boston College	80 71	
						89	A North Florida	60 80	119	A Massachusetts	72 75	
									129	A Illinois	75 78	
									162	A Rhode Island	58 73	
									180	H Merrimack	68 42	
									197	H American	72 59	
									229	A Brown	83 71	
									232	A Stetson	75 63	
									240	H Lafayette	57 56	
									267	A Army West Point	48 61	
									275	A Navy	58 49	
									277	A Sacred Heart	65 52	
									283	A Loyola Maryland	64 56	
									284	H New Hampshire	82 61	
									318	H Bryant	87 75	
LAST 10 Division I												
			197	H American	72 59				283	A Loyola Maryland	64 56	
			267	A Army West Point	48 61				232	A Stetson	75 63	
			55	H Bucknell	40 51				89	A North Florida	60 80	
			240	H Lafayette	57 56				284	H New Hampshire	82 61	
			275	A Navy	58 49				277	A Sacred Heart	65 52	

Non-Div I Games:

Holy Cross

Loss, Non-Conf, S Site, H Home A Away N Neutral

Average RPI Win:	231	WON-LOST	WINNING	LAST 10	STRENGTH OF	OPP. STRENGTH	TEAM	ADJ.	CONF.	ADJ CONF.
Average RPI Loss:	37	RECORD	PCT. RANK	GAMES	SCHEDULE	OF SCHEDULE	RPI	RPI	RPI	RPI
DIV. I ONLY	11- 7	113	5-5	160	74	136	136	5	5	
DIV. I NON-CONF.	9- 4	84	3-2	304	120	183	183	5	5	
TOTALS	RPI 1-25	RPI 26-50	W-L RECORDS	RPI 51-100	RPI 101-150	RPI 150+				
11- 7	0- 4	0- 0	OVERALL	2- 3	1- 0	8- 0				
7- 4	0- 3	0- 0	HOME	2- 1	0- 0	5- 0				
3- 2	0- 1	0- 0	AWAY	0- 1	1- 0	2- 0				
1- 1	0- 0	0- 0	NEUTRAL	0- 1	0- 0	1- 0				
9- 4	0- 2	0- 0	NON-CONFERENCE	1- 2	0- 0	8- 0				
6- 2	0- 2	0- 0	HOME	1- 0	0- 0	5- 0				
2- 1	0- 0	0- 0	AWAY	0- 1	0- 0	2- 0				
1- 1	0- 0	0- 0	NEUTRAL	0- 1	0- 0	1- 0				
2- 3	0- 2	0- 0	CONFERENCE	1- 1	1- 0	0- 0				
1- 2	0- 1	0- 0	HOME	1- 1	0- 0	0- 0				
1- 1	0- 1	0- 0	AWAY	0- 0	1- 0	0- 0				
0- 0	0- 0	0- 0	NEUTRAL	0- 0	0- 0	0- 0				

RPI 1-25				RPI 26-50				RPI 51-100				RPI 101+ Team's RPI: 136			
RPI	S	Opponent	Score	RPI	S	Opponent	Score	RPI	S	Opponent	Score	RPI	S	Opponent	Score
11	H	Indiana	49 73					53	H	Vanderbilt	68 60	139	A	Auburn	83 63
15	A	Mississippi St.	47 93					59	N	Wake Forest	68 73	160	H	Samford	84 48
18	H	Kentucky	45 65					67	A	Kansas	66 76	219	N	Xavier	67 64
19	H	Florida St.	55 66					73	H	Tennessee	50 78	285	H	Longwood	71 54
								85	H	Davidson	55 50	293	H	Presbyterian	60 46
												298	A	Prairie View	51 44
												322	H	Mercer	71 50
												340	A	Grambling	72 65
												349	H	Florida A&M	84 40
LAST 10 Division I															
73	H	Tennessee	50 78	85	H	Davidson	55 50	59	N	Wake Forest	68 73				
18	H	Kentucky	45 65					219	N	Xavier	67 64				
139	A	Auburn	83 63					322	H	Mercer	71 50				
53	H	Vanderbilt	68 60					67	A	Kansas	66 76				
15	A	Mississippi St.	47 93												

Non-Div I Games:

Florida



Average RPI Win:	215	WON-LOST	WINNING	LAST 10	STRENGTH OF	OPP. STRENGTH	TEAM	ADJ.	CONF.	ADJ CONF.
Average RPI Loss:	132	RECORD	PCT. RANK	GAMES	SCHEDULE	OF SCHEDULE	RPI	RPI	RPI	RPI
DIV. I ONLY	9- 8	161	5-5	187	156	137	137	19	19	
DIV. I NON-CONF.	4- 6	212	0-3	189	58	177	177	18	18	
TOTALS	RPI 1-25	RPI 26-50	W-L RECORDS	RPI 51-100	RPI 101-150	RPI 150+				
9- 8	0- 0	0- 0	OVERALL	0- 4	1- 2	8- 2				
3- 1	0- 0	0- 0	HOME	0- 0	1- 1	2- 0				
5- 5	0- 0	0- 0	AWAY	0- 3	0- 1	5- 1				
1- 2	0- 0	0- 0	NEUTRAL	0- 1	0- 0	1- 1				
4- 6	0- 0	0- 0	NON-CONFERENCE	0- 3	1- 2	3- 1				
1- 1	0- 0	0- 0	HOME	0- 0	1- 1	0- 0				
2- 3	0- 0	0- 0	AWAY	0- 2	0- 1	2- 0				
1- 2	0- 0	0- 0	NEUTRAL	0- 1	0- 0	1- 1				
5- 2	0- 0	0- 0	CONFERENCE	0- 1	0- 0	5- 1				
2- 0	0- 0	0- 0	HOME	0- 0	0- 0	2- 0				
3- 2	0- 0	0- 0	AWAY	0- 1	0- 0	3- 1				
0- 0	0- 0	0- 0	NEUTRAL	0- 0	0- 0	0- 0				

RPI 1-25			RPI 26-50			RPI 51-100			RPI 101+			Team's RPI: 137
RPI	S	Opponent	Score	RPI	S	Opponent	Score	RPI	S	Opponent	Score	
						54 A IUPUI	60 80	112 A UT Arlington		62 68		
						67 N Kansas	63 74	114 H Abilene Christian		64 83		
						72 A UCF	53 69	140 H CSU Bakersfield		65 60		
						87 A Iowa St.	71 79	161 H Youngstown St.		91 41		
								176 A Green Bay		70 58		
								188 H Cleveland St.		78 62		
								204 A SMU		69 61		
								219 A Xavier		86 74		
								227 A Northern Ky.		63 55		
								268 N St. Bonaventure		56 57		
								280 A Milwaukee		58 60		
								283 N Loyola Maryland		66 51		
								338 A UIC		58 43		
LAST 10 Division I												
227 A		Northern Ky.	63 55	176 A		Green Bay	70 58					
54 A		IUPUI	60 80	280 A		Milwaukee	58 60					
338 A		UIC	58 43	72 A		UCF	53 69					
161 H		Youngstown St.	91 41	268 N		St. Bonaventure	56 57					
188 H		Cleveland St.	78 62	87 A		Iowa St.	71 79					

Non-Div I Games: Marian (IN) 64 60

Wright St.

■ Loss, 
 ■ Non-Conf, 
 ■ S Site, 
 ■ H Home 
 ■ A Away 
 N Neutral

## Robert Morris

Through Games Of Jan. 18, 2020

Average RPI Win:	225	WON-LOST	WINNING	LAST 10	STRENGTH OF	OPP. STRENGTH	TEAM	ADJ.	CONF.	ADJ CONF.
Average RPI Loss:	124	RECORD	PCT. RANK	GAMES	SCHEDULE	OF SCHEDULE	RPI	RPI	RPI	RPI
DIV. I ONLY	9- 6	119	7-3	199	178	138	138	29	29	
DIV. I NON-CONF.	4- 6	212	2-3	110	159	166	166	30	30	
TOTALS	RPI 1-25	RPI 26-50	W-L RECORDS	RPI 51-100	RPI 101-150	RPI 150+				
9- 6	0- 0	0- 2	OVERALL	0- 1	0- 0	9- 3				
5- 2	0- 0	0- 0	HOME	0- 0	0- 0	5- 2				
4- 4	0- 0	0- 2	AWAY	0- 1	0- 0	4- 1				
0- 0	0- 0	0- 0	NEUTRAL	0- 0	0- 0	0- 0				
4- 6	0- 0	0- 2	NON-CONFERENCE	0- 1	0- 0	4- 3				
2- 2	0- 0	0- 0	HOME	0- 0	0- 0	2- 2				
2- 4	0- 0	0- 2	AWAY	0- 1	0- 0	2- 1				
0- 0	0- 0	0- 0	NEUTRAL	0- 0	0- 0	0- 0				
5- 0	0- 0	0- 0	CONFERENCE	0- 0	0- 0	5- 0				
3- 0	0- 0	0- 0	HOME	0- 0	0- 0	3- 0				
2- 0	0- 0	0- 0	AWAY	0- 0	0- 0	2- 0				
0- 0	0- 0	0- 0	NEUTRAL	0- 0	0- 0	0- 0				

RPI 1-25			RPI 26-50			RPI 51-100			RPI 101+			Team's RPI: 138
RPI	S	Opponent	Score	RPI	S	Opponent	Score	RPI	S	Opponent	Score	
30	A	TCU	61 66	43	A	James Madison	32 59	99	A	Kent St.	81 82	152 H Columbia 59 61
												161 H Youngstown St. 58 43
												162 A Rhode Island 59 71
												170 A Norfolk St. 69 62
												180 A Merrimack 68 62
												180 H Merrimack 72 50
												198 A La Salle 71 68
												219 H Xavier 71 57
												256 H Delaware 62 73
												270 H Wagner 51 47
												307 H St. Francis Brooklyn 69 44
												344 A Central Conn. St. 86 56
LAST 10 Division I												
180	H	Merrimack	72 50	43	A	James Madison	32 59	170	A	Norfolk St.	69 62	
307	H	St. Francis Brooklyn	69 44	162	A	Rhode Island	59 71	256	H	Delaware	62 73	
270	H	Wagner	51 47	219	H	Xavier	71 57					
180	A	Merrimack	68 62									
344	A	Central Conn. St.	86 56									

Non-Div I Games: Pitt.-Johnstown 63 30

Robert Morris

■ Loss, 
■ Non-Conf, 
■ S Site, 
■ H Home 
■ A Away 
N Neutral

Average RPI Win:	217	WON-LOST	WINNING	LAST 10	STRENGTH OF	OPP. STRENGTH	TEAM	ADJ.	CONF.	ADJ CONF.
Average RPI Loss:	68	RECORD	PCT. RANK	GAMES	SCHEDULE	OF SCHEDULE	RPI	RPI	RPI	RPI
DIV. I ONLY	6- 9	228	4-6	28	110	139	139	5	5	
DIV. I NON-CONF.	6- 5	151	4-2	56	172	99	99	5	5	
TOTALS	RPI 1-25	RPI 26-50	W-L RECORDS	RPI 51-100	RPI 101-150	RPI 150+				
6- 9	0- 0	0- 4	OVERALL	1- 3	0- 1	5- 1				
4- 4	0- 0	0- 2	HOME	0- 1	0- 1	4- 0				
1- 3	0- 0	0- 1	AWAY	0- 1	0- 0	1- 1				
1- 2	0- 0	0- 1	NEUTRAL	1- 1	0- 0	0- 0				
6- 5	0- 0	0- 3	NON-CONFERENCE	1- 1	0- 0	5- 1				
4- 1	0- 0	0- 1	HOME	0- 0	0- 0	4- 0				
1- 2	0- 0	0- 1	AWAY	0- 0	0- 0	1- 1				
1- 2	0- 0	0- 1	NEUTRAL	1- 1	0- 0	0- 0				
0- 4	0- 0	0- 1	CONFERENCE	0- 2	0- 1	0- 0				
0- 3	0- 0	0- 1	HOME	0- 1	0- 1	0- 0				
0- 1	0- 0	0- 0	AWAY	0- 1	0- 0	0- 0				
0- 0	0- 0	0- 0	NEUTRAL	0- 0	0- 0	0- 0				

RPI	S	Opponent	Score	RPI	S	Opponent	Score	RPI	S	Opponent	Score	RPI	S	Opponent	Score	Team's RPI: 139
30	A	TCU	65 80	51	N	Middle Tenn.	50 73	136	H	Florida	63 83	156	A	UAB	75 80	
31	N	Drake	82 83	53	A	Vanderbilt	55 77	183	H	Saint Joseph's	66 62	185	H	Bethune-Cookman	74 56	
40	H	Old Dominion	77 89	70	H	Alabama	48 75	238	A	South Alabama	82 62	297	H	Wofford	84 82	
45	H	Arkansas	70 86	95	N	Dayton	76 74	303	H	Jacksonville St.	62 53					
LAST 10 Division I																
70	H	Alabama	48 75	185	H	Bethune-Cookman	74 56	30	A	TCU	65 80					
136	H	Florida	63 83	31	N	Drake	82 83	238	A	South Alabama	82 62					
45	H	Arkansas	70 86	53	A	Vanderbilt	55 77	31	N	Drake	82 83					
53	A	Vanderbilt	55 77	95	N	Dayton	76 74									
303	H	Jacksonville St.	62 53													

Non-Div I Games:

Auburn

CSU Bakersfield

Through Games Of Jan. 18, 2020

Average RPI Win:	240	WON-LOST	WINNING	LAST 10	STRENGTH OF	OPP. STRENGTH	TEAM	ADJ.	CONF.	ADJ CONF.
Average RPI Loss:	138	RECORD	PCT. RANK	GAMES	SCHEDULE	OF SCHEDULE	RPI	RPI	RPI	RPI
DIV. I ONLY	8- 6	138	7-3	173	222	140	140	32	32	
DIV. I NON-CONF.	5- 5	164	4-2	76	178	116	116	32	32	
TOTALS	RPI 1-25	RPI 26-50	W-L RECORDS	RPI 51-100	RPI 101-150	RPI 150+				
8- 6	0- 2	0- 0	OVERALL	0- 1	1- 1	7- 2				
6- 1	0- 0	0- 0	HOME	0- 0	1- 0	5- 1				
2- 5	0- 2	0- 0	AWAY	0- 1	0- 1	2- 1				
0- 0	0- 0	0- 0	NEUTRAL	0- 0	0- 0	0- 0				
5- 5	0- 2	0- 0	NON-CONFERENCE	0- 1	1- 1	4- 1				
5- 0	0- 0	0- 0	HOME	0- 0	1- 0	4- 0				
0- 5	0- 2	0- 0	AWAY	0- 1	0- 1	0- 1				
0- 0	0- 0	0- 0	NEUTRAL	0- 0	0- 0	0- 0				
3- 1	0- 0	0- 0	CONFERENCE	0- 0	0- 0	3- 1				
1- 1	0- 0	0- 0	HOME	0- 0	0- 0	1- 1				
2- 0	0- 0	0- 0	AWAY	0- 0	0- 0	2- 0				
0- 0	0- 0	0- 0	NEUTRAL	0- 0	0- 0	0- 0				

RPI 1-25				RPI 26-50				RPI 51-100				RPI 101+ Team's RPI: 140			
RPI	S	Opponent	Score	RPI	S	Opponent	Score	RPI	S	Opponent	Score	RPI	S	Opponent	Score
5	A	Oregon St.	50 69					96	A	Washington	49 80	111	H	Pacific	80 70
10	A	Gonzaga	48 92									137	A	Wright St.	60 65
												154	H	San Jose St.	75 71
												228	H	UMKC	70 60
												236	A	UC Riverside	52 53
												249	H	North Texas	61 52
												274	A	Grand Canyon	59 54
												281	H	UC Santa Barbara	66 62
												302	A	California Baptist	66 61
												323	H	N.C. Central	80 71
												346	H	Chicago St.	58 60
LAST 10 Division I															
346	H	Chicago St.	58 60	5	A	Oregon St.	50 69								
228	H	UMKC	70 60	281	H	UC Santa Barbara	66 62								
302	A	California Baptist	66 61	111	H	Pacific	80 70								
274	A	Grand Canyon	59 54	323	H	N.C. Central	80 71								
236	A	UC Riverside	52 53	154	H	San Jose St.	75 71								

Non-Div I Games: Fresno Pacific 95 64 Westcliff 100 44 Cal St. Dom. Hills 83 74

CSU Bakersfield

Loss, Non-Conf, S Site, H Home A Away N Neutral

Average RPI Win:	255	WON-LOST	WINNING	LAST 10	STRENGTH OF	OPP. STRENGTH	TEAM	ADJ.	CONF.	ADJ CONF.
Average RPI Loss:	107	RECORD	PCT. RANK	GAMES	SCHEDULE	OF SCHEDULE	RPI	RPI	RPI	RPI
DIV. I ONLY	8- 7	155	5-5	171	307	141	141	18	18	
DIV. I NON-CONF.	7- 2	56	4-0	253	295	79	79	21	21	
TOTALS	RPI 1-25	RPI 26-50	W-L RECORDS	RPI 51-100	RPI 101-150	RPI 150+				
8- 7	0- 1	0- 0	OVERALL	1- 2	0- 2	7- 2				
2- 2	0- 0	0- 0	HOME	1- 1	0- 0	1- 1				
5- 5	0- 1	0- 0	AWAY	0- 1	0- 2	5- 1				
1- 0	0- 0	0- 0	NEUTRAL	0- 0	0- 0	1- 0				
7- 2	0- 1	0- 0	NON-CONFERENCE	1- 0	0- 1	6- 0				
2- 0	0- 0	0- 0	HOME	1- 0	0- 0	1- 0				
4- 2	0- 1	0- 0	AWAY	0- 0	0- 1	4- 0				
1- 0	0- 0	0- 0	NEUTRAL	0- 0	0- 0	1- 0				
1- 5	0- 0	0- 0	CONFERENCE	0- 2	0- 1	1- 2				
0- 2	0- 0	0- 0	HOME	0- 1	0- 0	0- 1				
1- 3	0- 0	0- 0	AWAY	0- 1	0- 1	1- 1				
0- 0	0- 0	0- 0	NEUTRAL	0- 0	0- 0	0- 0				

RPI 1-25				RPI 26-50				RPI 51-100				RPI 101+ Team's RPI: 141			
RPI	S	Opponent	Score	RPI	S	Opponent	Score	RPI	S	Opponent	Score	RPI	S	Opponent	Score
18	A	Kentucky	52 81					64	A	UT Martin	61 65	129	A	Illinois	62 76
								64	H	UT Martin	61 69	142	A	Tennessee Tech	49 58
								71	H	Illinois St.	77 72	166	A	Southeast Mo. St.	43 81
												166	H	Southeast Mo. St.	66 79
												196	N	Binghamton	80 63
												201	A	Chattanooga	50 49
												279	A	Alabama A&M	67 61
												303	A	Jacksonville St.	63 57
												308	A	FIU	58 56
												327	H	Evansville	80 64
												351	A	Mississippi Val.	100 82
LAST 10 Division I															
64	A	UT Martin	61 65	166	H	Southeast Mo. St.	66 79								
166	A	Southeast Mo. St.	43 81	71	H	Illinois St.	77 72								
303	A	Jacksonville St.	63 57	308	A	FIU	58 56								
142	A	Tennessee Tech	49 58	196	N	Binghamton	80 63								
64	H	UT Martin	61 69	279	A	Alabama A&M	67 61								

Non-Div I Games: Christian Bros. 82 62 Ky. Wesleyan 103 70

Austin Peay

Loss, Non-Conf, S Site, H Home A Away N Neutral

Average RPI Win: 258		WON-LOST	WINNING	LAST 10	STRENGTH OF	OPP. STRENGTH	TEAM	ADJ.	CONF.	ADJ CONF.
Average RPI Loss: 91		RECORD	PCT. RANK	GAMES	SCHEDULE	OF SCHEDULE	RPI	RPI	RPI	RPI
DIV. I ONLY		11- 4	61	9-1	329	166	142	142	18	18
DIV. I NON-CONF.		5- 4	140	3-1	342	60	224	224	21	21
TOTALS	RPI 1-25	RPI 26-50		W-L RECORDS		RPI 51-100	RPI 101-150	RPI 150+		
11- 4	0- 0	0- 0		OVERALL		0- 3	1- 0	10- 1		
4- 0	0- 0	0- 0		HOME		0- 0	1- 0	3- 0		
6- 3	0- 0	0- 0		AWAY		0- 3	0- 0	6- 0		
1- 1	0- 0	0- 0		NEUTRAL		0- 0	0- 0	1- 1		
5- 4	0- 0	0- 0		NON-CONFERENCE		0- 3	0- 0	5- 1		
2- 0	0- 0	0- 0		HOME		0- 0	0- 0	2- 0		
2- 3	0- 0	0- 0		AWAY		0- 3	0- 0	2- 0		
1- 1	0- 0	0- 0		NEUTRAL		0- 0	0- 0	1- 1		
6- 0	0- 0	0- 0		CONFERENCE		0- 0	1- 0	5- 0		
2- 0	0- 0	0- 0		HOME		0- 0	1- 0	1- 0		
4- 0	0- 0	0- 0		AWAY		0- 0	0- 0	4- 0		
0- 0	0- 0	0- 0		NEUTRAL		0- 0	0- 0	0- 0		

RPI 1-25				RPI 26-50				RPI 51-100				RPI 101+				Team's RPI: 142	
RPI	S	Opponent	Score	RPI	S	Opponent	Score	RPI	S	Opponent	Score	RPI	S	Opponent	Score		
								51	A	Middle Tenn.	58 64	141	H	Austin Peay	58 49		
								53	A	Vanderbilt	61 75	160	A	Samford	72 57		
								68	A	Southern Ill.	65 76	190	N	Northern Ill.	74 82		
												207	H	Murray St.	77 72		
												246	A	Eastern Ill.	75 62		
												253	A	Eastern Ky.	60 42		
												259	H	Lipscomb	78 58		
												266	A	Morehead St.	75 55		
												312	N	Detroit Mercy	69 47		
												324	A	SIUE	65 50		
												328	A	Western Caro.	62 58		
												347	H	La.-Monroe	75 68		
LAST 10 Division I																	
				246	A	Eastern Ill.	75 62	253	A	Eastern Ky.	60 42						
				324	A	SIUE	65 50	259	H	Lipscomb	78 58						
				207	H	Murray St.	77 72	328	A	Western Caro.	62 58						
				141	H	Austin Peay	58 49	53	A	Vanderbilt	61 75						
				266	A	Morehead St.	75 55	312	N	Detroit Mercy	69 47						

Non-Div I Games:	Tenn. Wesleyan	94	45	Cumberland (TN)	88	51
------------------	----------------	----	----	-----------------	----	----

Tennessee Tech

Loss, Non-Conf, S Site, H Home A Away N Neutral

Page 142

Average RPI Win: <b>200</b>	WON-LOST	WINNING	LAST 10	STRENGTH OF	OPP. STRENGTH	TEAM	ADJ.	CONF.	ADJ CONF.
Average RPI Loss: <b>102</b>	RECORD	PCT. RANK	GAMES	SCHEDULE	OF SCHEDULE	RPI	RPI	RPI	RPI
DIV. I ONLY	7- 10	219	3-7	73	145	143	143	12	12
DIV. I NON-CONF.	6- 7	182	2-4	91	151	129	129	12	12
TOTALS	RPI 1-25	RPI 26-50	W-L RECORDS	RPI 51-100	RPI 101-150	RPI 150+			
7- 10	0- 2	0- 1	OVERALL	2- 2	0- 2	5- 3			
3- 4	0- 1	0- 1	HOME	1- 1	0- 0	2- 1			
4- 6	0- 1	0- 0	AWAY	1- 1	0- 2	3- 2			
0- 0	0- 0	0- 0	NEUTRAL	0- 0	0- 0	0- 0			
6- 7	0- 2	0- 1	NON-CONFERENCE	1- 1	0- 1	5- 2			
2- 4	0- 1	0- 1	HOME	0- 1	0- 0	2- 1			
4- 3	0- 1	0- 0	AWAY	1- 0	0- 1	3- 1			
0- 0	0- 0	0- 0	NEUTRAL	0- 0	0- 0	0- 0			
1- 3	0- 0	0- 0	CONFERENCE	1- 1	0- 1	0- 1			
1- 0	0- 0	0- 0	HOME	1- 0	0- 0	0- 0			
0- 3	0- 0	0- 0	AWAY	0- 1	0- 1	0- 1			
0- 0	0- 0	0- 0	NEUTRAL	0- 0	0- 0	0- 0			

RPI 1-25				RPI 26-50				RPI 51-100				RPI 101+ Team's RPI: 143			
RPI	S	Opponent	Score	RPI	S	Opponent	Score	RPI	S	Opponent	Score	RPI	S	Opponent	Score
20	A	Maryland	54 <b>88</b>	43	H	James Madison	50 <b>69</b>	66	H	Minnesota	50 <b>83</b>	105	A	Lehigh	53 <b>59</b>
21	H	Princeton	50 <b>75</b>					85	A	Davidson	55 <b>62</b>	131	A	Fordham	47 <b>53</b>
								86	A	Villanova	68 56	151	H	William & Mary	51 <b>63</b>
								100	H	Duquesne	65 60	172	A	Memphis	64 63
												197	A	American	53 <b>66</b>
												205	A	George Mason	60 <b>70</b>
												210	A	Quinnipiac	78 67
												234	H	Georgetown	52 49
												256	A	Delaware	63 49
												343	H	Coppin St.	54 35
LAST 10 Division I															
85	A	Davidson	55 <b>62</b>	197	A	American	53 <b>66</b>								
131	A	Fordham	47 <b>53</b>	43	H	James Madison	50 <b>69</b>								
100	H	Duquesne	65 60	66	H	Minnesota	50 <b>83</b>								
205	A	George Mason	60 <b>70</b>	210	A	Quinnipiac	78 67								
151	H	William & Mary	51 <b>63</b>	256	A	Delaware	63 49								

Non-Div I Games:

George Washington

■ Loss, 
 ■ Non-Conf, S Site, 
 ■ Home 
 ■ Away 
 N Neutral

Sam Houston St.

Through Games Of Jan. 18, 2020

Average RPI Win:	247	WON-LOST	WINNING	LAST 10	STRENGTH OF	OPP. STRENGTH	TEAM	ADJ.	CONF.	ADJ CONF.
Average RPI Loss:	176	RECORD	PCT. RANK	GAMES	SCHEDULE	OF SCHEDULE	RPI	RPI	RPI	RPI
DIV. I ONLY	10- 4	64	9-1	333	184	144	144	25	25	
DIV. I NON-CONF.	2- 4	235	1-1	202	181	199	199	23	23	
TOTALS	RPI 1-25	RPI 26-50	W-L RECORDS	RPI 51-100	RPI 101-150	RPI 150+				
10- 4	0- 1	0- 0	OVERALL	0- 0	2- 0	8- 3				
4- 0	0- 0	0- 0	HOME	0- 0	1- 0	3- 0				
6- 4	0- 1	0- 0	AWAY	0- 0	1- 0	5- 3				
0- 0	0- 0	0- 0	NEUTRAL	0- 0	0- 0	0- 0				
2- 4	0- 1	0- 0	NON-CONFERENCE	0- 0	1- 0	1- 3				
1- 0	0- 0	0- 0	HOME	0- 0	1- 0	0- 0				
1- 4	0- 1	0- 0	AWAY	0- 0	0- 0	1- 3				
0- 0	0- 0	0- 0	NEUTRAL	0- 0	0- 0	0- 0				
8- 0	0- 0	0- 0	CONFERENCE	0- 0	1- 0	7- 0				
3- 0	0- 0	0- 0	HOME	0- 0	0- 0	3- 0				
5- 0	0- 0	0- 0	AWAY	0- 0	1- 0	4- 0				
0- 0	0- 0	0- 0	NEUTRAL	0- 0	0- 0	0- 0				

RPI	S	Opponent	Score	RPI	S	Opponent	Score	RPI	S	Opponent	Score	RPI	S	Opponent	Score	Team's RPI: 144
23	A	Oklahoma	71 95									120	A	New Orleans	78 46	
												124	H	Louisiana	77 73	
												179	A	Texas Tech	57 99	
												193	H	Lamar University	68 47	
												221	A	Central Ark.	72 54	
												243	A	Oral Roberts	41 64	
												250	A	Southeastern La.	84 69	
												260	A	Ole Miss	69 75	
												295	A	UTSA	81 77	
												300	A	Houston Baptist	97 69	
												304	H	Nicholls St.	87 71	
												315	H	McNeese	92 59	
												345	A	Northwestern St.	79 69	
LAST 10 Division I																
300	A	Houston Baptist	97 69	315	H	McNeese	92 59									
193	H	Lamar University	68 47	120	A	New Orleans	78 46									
221	A	Central Ark.	72 54	345	A	Northwestern St.	79 69									
250	A	Southeastern La.	84 69	23	A	Oklahoma	71 95									
304	H	Nicholls St.	87 71	295	A	UTSA	81 77									

Non-Div I Games: Jarvis Christian 114 46 Howard Payne 91 49 Wiley 102 52

Sam Houston St.

Loss, Non-Conf, S Site, H Home A Away N Neutral



# Harvard

Through Games Of Jan. 18, 2020

Average RPI Win:	217	WON-LOST	WINNING	LAST 10	STRENGTH OF	OPP. STRENGTH	TEAM	ADJ.	CONF.	ADJ CONF.
Average RPI Loss:	145	RECORD	PCT. RANK	GAMES	SCHEDULE	OF SCHEDULE	RPI	RPI	RPI	RPI
DIV. I ONLY	9- 5	98	6-4	287	91	145	145	8	8	
DIV. I NON-CONF.	9- 4	84	6-3	292	93	132	132	9	9	
TOTALS	RPI 1-25	RPI 26-50	W-L RECORDS	RPI 51-100	RPI 101-150	RPI 150+				
9- 5	0- 1	0- 0	OVERALL	0- 0	1- 0	8- 4				
4- 1	0- 0	0- 0	HOME	0- 0	1- 0	3- 1				
5- 3	0- 1	0- 0	AWAY	0- 0	0- 0	5- 2				
0- 1	0- 0	0- 0	NEUTRAL	0- 0	0- 0	0- 1				
9- 4	0- 1	0- 0	NON-CONFERENCE	0- 0	1- 0	8- 3				
4- 1	0- 0	0- 0	HOME	0- 0	1- 0	3- 1				
5- 2	0- 1	0- 0	AWAY	0- 0	0- 0	5- 1				
0- 1	0- 0	0- 0	NEUTRAL	0- 0	0- 0	0- 1				
0- 1	0- 0	0- 0	CONFERENCE	0- 0	0- 0	0- 1				
0- 0	0- 0	0- 0	HOME	0- 0	0- 0	0- 0				
0- 1	0- 0	0- 0	AWAY	0- 0	0- 0	0- 1				
0- 0	0- 0	0- 0	NEUTRAL	0- 0	0- 0	0- 0				

RPI 1-25				RPI 26-50				RPI 51-100				RPI 101+ Team's RPI: 145			
RPI	S	Opponent	Score	RPI	S	Opponent	Score	RPI	S	Opponent	Score	RPI	S	Opponent	Score
25	A	Rutgers	46 74									101	H	California	56 53
												157	A	Dartmouth	62 63
												162	H	Rhode Island	61 58
												163	H	Northeastern	44 46
												183	N	Saint Joseph's	39 63
												190	A	Northern Ill.	59 53
												191	A	Fla. Atlantic	65 51
												198	A	La Salle	69 75
												199	A	Boston U.	66 39
												210	A	Quinnipiac	77 68
												252	A	Maine	69 40
												309	H	Siena	68 51
												337	H	Hartford	53 44
LAST 10 Division I															
157	A	Dartmouth	62 63	163	H	Northeastern	44 46								
162	H	Rhode Island	61 58	210	A	Quinnipiac	77 68								
191	A	Fla. Atlantic	65 51	199	A	Boston U.	66 39								
183	N	Saint Joseph's	39 63	337	H	Hartford	53 44								
252	A	Maine	69 40	25	A	Rutgers	46 74								

Non-Div I Games:

Harvard

Loss, Non-Conf, S Site, H Home A Away N Neutral

Average RPI Win:	225	WON-LOST	WINNING	LAST 10	STRENGTH OF	OPP. STRENGTH	TEAM	ADJ.	CONF.	ADJ CONF.
Average RPI Loss:	85	RECORD	PCT. RANK	GAMES	SCHEDULE	OF SCHEDULE	RPI	RPI	RPI	RPI
DIV. I ONLY	8- 9	191	4-6	75	76	146	146	9	9	
DIV. I NON-CONF.	7- 7	164	3-4	132	107	156	156	8	8	
TOTALS	RPI 1-25	RPI 26-50	W-L RECORDS	RPI 51-100	RPI 101-150	RPI 150+				
8- 9	1- 2	0- 3	OVERALL	0- 1	0- 1	7- 2				
6- 2	1- 0	0- 2	HOME	0- 0	0- 0	5- 0				
0- 5	0- 2	0- 1	AWAY	0- 0	0- 1	0- 1				
2- 2	0- 0	0- 0	NEUTRAL	0- 1	0- 0	2- 1				
7- 7	1- 1	0- 2	NON-CONFERENCE	0- 1	0- 1	6- 2				
5- 1	1- 0	0- 1	HOME	0- 0	0- 0	4- 0				
0- 4	0- 1	0- 1	AWAY	0- 0	0- 1	0- 1				
2- 2	0- 0	0- 0	NEUTRAL	0- 1	0- 0	2- 1				
1- 2	0- 1	0- 1	CONFERENCE	0- 0	0- 0	1- 0				
1- 1	0- 0	0- 1	HOME	0- 0	0- 0	1- 0				
0- 1	0- 1	0- 0	AWAY	0- 0	0- 0	0- 0				
0- 0	0- 0	0- 0	NEUTRAL	0- 0	0- 0	0- 0				

RPI 1-25				RPI 26-50				RPI 51-100				RPI 101+ Team's RPI: 146			
RPI	S	Opponent	Score	RPI	S	Opponent	Score	RPI	S	Opponent	Score	RPI	S	Opponent	Score
3	A	UConn	51 91	27	A	Georgia Tech	38 69	91	N	Syracuse	62 87	131	A	Fordham	54 63
17	A	Texas A&M	43 72	34	H	FGCU	45 57					172	H	Memphis	75 65
23	H	Oklahoma	85 69	49	H	Temple	58 61					177	H	Southern Miss.	75 60
												181	A	New Mexico	71 81
												230	N	San Francisco	57 80
												250	H	Southeastern La.	78 65
												261	H	Louisiana Tech	67 53
												300	H	Houston Baptist	82 60
												302	N	California Baptist	96 75
												314	N	Hofstra	54 44
LAST 10 Division I															
3	A	UConn	51 91	177	H	Southern Miss.	75 60								
49	H	Temple	58 61	17	A	Texas A&M	43 72								
172	H	Memphis	75 65	261	H	Louisiana Tech	67 53								
131	A	Fordham	54 63	34	H	FGCU	45 57								
314	N	Hofstra	54 44	230	N	San Francisco	57 80								

Non-Div I Games:

Houston

■ Loss, 
 ■ Non-Conf, 
 ■ S Site, 
 ■ H Home 
 ■ A Away 
 N Neutral

Average RPI Win:	270	WON-LOST	WINNING	LAST 10	STRENGTH OF	OPP. STRENGTH	TEAM	ADJ.	CONF.	ADJ CONF.
Average RPI Loss:	72	RECORD	PCT. RANK	GAMES	SCHEDULE	OF SCHEDULE	RPI	RPI	RPI	RPI
DIV. I ONLY	10- 3	42	8-2	322	204	147	147	25	25	
DIV. I NON-CONF.	4- 2	90	2-1	256	158	126	126	23	23	
TOTALS	RPI 1-25	RPI 26-50	W-L RECORDS	RPI 51-100	RPI 101-150	RPI 150+				
10- 3	0- 1	0- 0	OVERALL	0- 1	0- 1	10- 0				
5- 1	0- 0	0- 0	HOME	0- 1	0- 0	5- 0				
4- 2	0- 1	0- 0	AWAY	0- 0	0- 1	4- 0				
1- 0	0- 0	0- 0	NEUTRAL	0- 0	0- 0	1- 0				
4- 2	0- 1	0- 0	NON-CONFERENCE	0- 1	0- 0	4- 0				
1- 1	0- 0	0- 0	HOME	0- 1	0- 0	1- 0				
2- 1	0- 1	0- 0	AWAY	0- 0	0- 0	2- 0				
1- 0	0- 0	0- 0	NEUTRAL	0- 0	0- 0	1- 0				
6- 1	0- 0	0- 0	CONFERENCE	0- 0	0- 1	6- 0				
4- 0	0- 0	0- 0	HOME	0- 0	0- 0	4- 0				
2- 1	0- 0	0- 0	AWAY	0- 0	0- 1	2- 0				
0- 0	0- 0	0- 0	NEUTRAL	0- 0	0- 0	0- 0				

RPI 1-25				RPI 26-50				RPI 51-100				RPI 101+ Team's RPI: 147			
RPI	S	Opponent	Score	RPI	S	Opponent	Score	RPI	S	Opponent	Score	RPI	S	Opponent	Score
23	A	Oklahoma	62 75					72	H	UCF	57 63	120	A	New Orleans	50 53
												178	A	A&M-Corpus Christi	66 44
												214	A	Tulsa	67 63
												221	H	Central Ark.	102 41
												250	H	Southeastern La.	77 51
												281	N	UC Santa Barbara	67 56
												288	A	Nevada	80 65
												300	A	Houston Baptist	59 42
												315	H	McNeese	82 51
												321	H	Alcorn	67 62
												331	H	Incarnate Word	67 45
LAST 10 Division I															
331	H	Incarnate Word	67 45	315	H	McNeese	82 51								
221	H	Central Ark.	102 41	300	A	Houston Baptist	59 42								
178	A	A&M-Corpus Christi	66 44	288	A	Nevada	80 65								
120	A	New Orleans	50 53	281	N	UC Santa Barbara	67 56								
250	H	Southeastern La.	77 51	23	A	Oklahoma	62 75								

Non-Div I Games: LSU-Shreveport 75 32 Our Lady of the Lak87 75 Cent. Christian (KS104 46

SFA

Loss, Non-Conf, S Site, H Home A Away N Neutral

Average RPI Win:	222	WON-LOST	WINNING	LAST 10	STRENGTH OF	OPP. STRENGTH	TEAM	ADJ.	CONF.	ADJ CONF.
Average RPI Loss:	69	RECORD	PCT. RANK	GAMES	SCHEDULE	OF SCHEDULE	RPI	RPI	RPI	RPI
DIV. I ONLY	10- 7	125	6-4	214	49	148	148	9	9	
DIV. I NON-CONF.	8- 5	117	4-2	232	57	141	141	8	8	
TOTALS	RPI 1-25	RPI 26-50	W-L RECORDS	RPI 51-100	RPI 101-150	RPI 150+				
10- 7	1- 3	0- 2	OVERALL	0- 0	1- 1	8- 1				
7- 2	1- 0	0- 1	HOME	0- 0	0- 1	6- 0				
2- 4	0- 3	0- 0	AWAY	0- 0	0- 0	2- 1				
1- 1	0- 0	0- 1	NEUTRAL	0- 0	1- 0	0- 0				
8- 5	1- 2	0- 2	NON-CONFERENCE	0- 0	1- 0	6- 1				
6- 1	1- 0	0- 1	HOME	0- 0	0- 0	5- 0				
1- 3	0- 2	0- 0	AWAY	0- 0	0- 0	1- 1				
1- 1	0- 0	0- 1	NEUTRAL	0- 0	1- 0	0- 0				
2- 2	0- 1	0- 0	CONFERENCE	0- 0	0- 1	2- 0				
1- 1	0- 0	0- 0	HOME	0- 0	0- 1	1- 0				
1- 1	0- 1	0- 0	AWAY	0- 0	0- 0	1- 0				
0- 0	0- 0	0- 0	NEUTRAL	0- 0	0- 0	0- 0				

RPI	S	Opponent	Score	RPI	S	Opponent	Score	RPI	S	Opponent	Score	RPI	S	Opponent	Score	Team's RPI: 148
3	A	UConn	55 83	35	N	Virginia Tech	63 84					115	N	Montana St.	66 64	
4	A	Missouri St.	55 68	46	H	UNI	50 61					128	H	Tulane	56 61	
22	A	Creighton	46 56									174	H	Eastern Mich.	63 52	
23	H	Oklahoma	88 83									214	H	Tulsa	57 46	
												239	H	Southern U.	69 63	
												243	A	Oral Roberts	66 79	
												258	A	East Carolina	61 53	
												261	A	Louisiana Tech	88 80	
												291	H	Ark.-Pine Bluff	100 50	
												300	H	Houston Baptist	59 42	
												340	H	Grambling	77 65	
LAST 10 Division I																
214	H	Tulsa	57 46	35	N	Virginia Tech	63 84									
258	A	East Carolina	61 53	115	N	Montana St.	66 64									
128	H	Tulane	56 61	291	H	Ark.-Pine Bluff	100 50									
3	A	UConn	55 83	22	A	Creighton	46 56									
340	H	Grambling	77 65	174	H	Eastern Mich.	63 52									

Non-Div I Games:

Wichita St.

Average RPI Win: <b>224</b>	WON-LOST	WINNING	LAST 10	STRENGTH OF	OPP. STRENGTH	TEAM	ADJ.	CONF.	ADJ CONF.
Average RPI Loss: <b>112</b>	RECORD	PCT. RANK	GAMES	SCHEDULE	OF SCHEDULE	RPI	RPI	RPI	RPI
DIV. I ONLY	10- 6	102	7-3	298	68	149	149	23	23
DIV. I NON-CONF.	7- 5	130	4-2	222	61	115	115	20	20
TOTALS	RPI 1-25	RPI 26-50	W-L RECORDS	RPI 51-100	RPI 101-150	RPI 150+			
10- 6	0- 0	0- 0	OVERALL	0- 3	1- 1	9- 2			
5- 1	0- 0	0- 0	HOME	0- 0	0- 1	5- 0			
4- 5	0- 0	0- 0	AWAY	0- 3	1- 0	3- 2			
1- 0	0- 0	0- 0	NEUTRAL	0- 0	0- 0	1- 0			
7- 5	0- 0	0- 0	NON-CONFERENCE	0- 3	1- 1	6- 1			
3- 1	0- 0	0- 0	HOME	0- 0	0- 1	3- 0			
3- 4	0- 0	0- 0	AWAY	0- 3	1- 0	2- 1			
1- 0	0- 0	0- 0	NEUTRAL	0- 0	0- 0	1- 0			
3- 1	0- 0	0- 0	CONFERENCE	0- 0	0- 0	3- 1			
2- 0	0- 0	0- 0	HOME	0- 0	0- 0	2- 0			
1- 1	0- 0	0- 0	AWAY	0- 0	0- 0	1- 1			
0- 0	0- 0	0- 0	NEUTRAL	0- 0	0- 0	0- 0			

RPI 1-25			RPI 26-50			RPI 51-100			RPI 101+			Team's RPI: 149
RPI	S	Opponent	Score	RPI	S	Opponent	Score	RPI	S	Opponent	Score	
						51 A Middle Tenn.	62 78	108 H Elon			76 87	
						53 A Vanderbilt	46 74	132 A Richmond			70 69	
						74 A Georgia	48 77	160 H Samford			77 69	
								175 H Hampton			70 65	
								182 A Clemson			71 77	
								183 N Saint Joseph's			63 48	
								191 A Fla. Atlantic			69 63	
								201 A Chattanooga			52 60	
								225 A ETSU			81 62	
								241 A Gardner-Webb			72 67	
								292 H Ga. Southern			78 63	
								316 H Georgia St.			62 55	
								322 H Mercer			62 49	
LAST 10 Division I												
201 A Chattanooga			52 60	183 N Saint Joseph's			63 48					
225 A ETSU			81 62	191 A Fla. Atlantic			69 63					
160 H Samford			77 69	74 A Georgia			48 77					
322 H Mercer			62 49	132 A Richmond			70 69					
108 H Elon			76 87	316 H Georgia St.			62 55					

Non-Div I Games: North Greenville 88 51 Newberry 62 43

Furman

Loss, Non-Conf, S Site, H Home A Away N Neutral

Average RPI Win:	263	WON-LOST	WINNING	LAST 10	STRENGTH OF	OPP. STRENGTH	TEAM	ADJ.	CONF.	ADJ CONF.
Average RPI Loss:	99	RECORD	PCT. RANK	GAMES	SCHEDULE	OF SCHEDULE	RPI	RPI	RPI	RPI
DIV. I ONLY	7- 6	154	6-4	153	219	150	150	8	8	
DIV. I NON-CONF.	7- 5	130	6-3	187	223	146	146	9	9	
TOTALS	RPI 1-25	RPI 26-50	W-L RECORDS	RPI 51-100	RPI 101-150	RPI 150+				
7- 6	0- 0	0- 2	OVERALL	0- 2	0- 0	7- 2				
3- 3	0- 0	0- 0	HOME	0- 2	0- 0	3- 1				
4- 3	0- 0	0- 2	AWAY	0- 0	0- 0	4- 1				
0- 0	0- 0	0- 0	NEUTRAL	0- 0	0- 0	0- 0				
7- 5	0- 0	0- 2	NON-CONFERENCE	0- 2	0- 0	7- 1				
3- 3	0- 0	0- 0	HOME	0- 2	0- 0	3- 1				
4- 2	0- 0	0- 2	AWAY	0- 0	0- 0	4- 0				
0- 0	0- 0	0- 0	NEUTRAL	0- 0	0- 0	0- 0				
0- 1	0- 0	0- 0	CONFERENCE	0- 0	0- 0	0- 1				
0- 0	0- 0	0- 0	HOME	0- 0	0- 0	0- 0				
0- 1	0- 0	0- 0	AWAY	0- 0	0- 0	0- 1				
0- 0	0- 0	0- 0	NEUTRAL	0- 0	0- 0	0- 0				

RPI S	Opponent	Score	RPI S	Opponent	Score	RPI S	Opponent	Score	RPI S	Opponent	Score	Team's RPI: 150
29	A West Virginia	62 68	88	H Colgate	58 62	152	A Columbia	66 76				
30	A TCU	49 59	100	H Duquesne	62 72	196	H Binghamton	56 59				
						215	H Niagara	82 59				
						225	H ETSU	71 43				
						226	A UMass Lowell	70 56				
						262	A Delaware St.	77 51				
						268	A St. Bonaventure	70 42				
						319	A Albany (NY)	71 51				
						325	H NJIT	68 44				
LAST 10 Division I												
152	A Columbia	66 76	196	H Binghamton	56 59							
225	H ETSU	71 43	226	A UMass Lowell	70 56							
29	A West Virginia	62 68	262	A Delaware St.	77 51							
268	A St. Bonaventure	70 42	215	H Niagara	82 59							
100	H Duquesne	62 72	325	H NJIT	68 44							

Non-Div I Games:

Cornell

William & Mary

Through Games Of Jan. 18, 2020

Average RPI Win:	245	WON-LOST	WINNING	LAST 10	STRENGTH OF	OPP. STRENGTH	TEAM	ADJ.	CONF.	ADJ CONF.
Average RPI Loss:	110	RECORD	PCT. RANK	GAMES	SCHEDULE	OF SCHEDULE	RPI	RPI	RPI	RPI
DIV. I ONLY	12- 4	50	7-3	326	115	151	151	14	14	
DIV. I NON-CONF.	9- 2	39	4-1	337	91	139	139	14	14	
TOTALS	RPI 1-25	RPI 26-50	W-L RECORDS	RPI 51-100	RPI 101-150	RPI 150+				
12- 4	0- 0	0- 2	OVERALL	0- 0	2- 1	10- 1				
5- 2	0- 0	0- 1	HOME	0- 0	0- 0	5- 1				
7- 2	0- 0	0- 1	AWAY	0- 0	2- 1	5- 0				
0- 0	0- 0	0- 0	NEUTRAL	0- 0	0- 0	0- 0				
9- 2	0- 0	0- 1	NON-CONFERENCE	0- 0	2- 1	7- 0				
4- 1	0- 0	0- 1	HOME	0- 0	0- 0	4- 0				
5- 1	0- 0	0- 0	AWAY	0- 0	2- 1	3- 0				
0- 0	0- 0	0- 0	NEUTRAL	0- 0	0- 0	0- 0				
3- 2	0- 0	0- 1	CONFERENCE	0- 0	0- 0	3- 1				
1- 1	0- 0	0- 0	HOME	0- 0	0- 0	1- 1				
2- 1	0- 0	0- 1	AWAY	0- 0	0- 0	2- 0				
0- 0	0- 0	0- 0	NEUTRAL	0- 0	0- 0	0- 0				

RPI 1-25			RPI 26-50			RPI 51-100			RPI 101+			Team's RPI: 151
RPI	S	Opponent	Score	RPI	S	Opponent	Score	RPI	S	Opponent	Score	
				40	H	Old Dominion	58 69					
				43	A	James Madison	70 84					
LAST 10 Division I												
				314	A	Hofstra	66 53					
				247	H	Col. of Charleston	85 60					
				223	H	UNCW	55 72					
				186	A	Towson	83 75					
				43	A	James Madison	70 84					
				143	A	George Washington	63 51					
				170	H	Norfolk St.	65 56					
				134	A	VCU	69 55					
				40	H	Old Dominion	58 69					
				262	A	Delaware St.	73 52					
				132	A	Richmond	73 76					
				134	A	VCU	69 55					
				143	A	George Washington	63 51					
				170	H	Norfolk St.	65 56					
				186	A	Towson	83 75					
				223	H	UNCW	55 72					
				247	H	Col. of Charleston	85 60					
				258	A	East Carolina	78 68					
				262	A	Delaware St.	73 52					
				267	A	Army West Point	77 65					
				306	H	UMES	78 50					
				314	A	Hofstra	66 53					
				320	H	UMBC	76 48					
				337	H	Hartford	61 44					

Non-Div I Games:

William & Mary

Loss, Non-Conf, S Site, H Home A Away N Neutral

Average RPI Win:	227	WON-LOST	WINNING	LAST 10	STRENGTH OF	OPP. STRENGTH	TEAM	ADJ.	CONF.	ADJ CONF.
Average RPI Loss:	158	RECORD	PCT. RANK	GAMES	SCHEDULE	OF SCHEDULE	RPI	RPI	RPI	RPI
DIV. I ONLY	10- 4	64	9-1	304	180	152	152	8	8	
DIV. I NON-CONF.	9- 4	84	8-1	311	209	167	167	9	9	
TOTALS	RPI 1-25	RPI 26-50	W-L RECORDS	RPI 51-100	RPI 101-150	RPI 150+				
10- 4	0- 0	0- 0	OVERALL	1- 2	3- 0	6- 2				
7- 1	0- 0	0- 0	HOME	1- 0	2- 0	4- 1				
3- 3	0- 0	0- 0	AWAY	0- 2	1- 0	2- 1				
0- 0	0- 0	0- 0	NEUTRAL	0- 0	0- 0	0- 0				
9- 4	0- 0	0- 0	NON-CONFERENCE	1- 2	2- 0	6- 2				
6- 1	0- 0	0- 0	HOME	1- 0	1- 0	4- 1				
3- 3	0- 0	0- 0	AWAY	0- 2	1- 0	2- 1				
0- 0	0- 0	0- 0	NEUTRAL	0- 0	0- 0	0- 0				
1- 0	0- 0	0- 0	CONFERENCE	0- 0	1- 0	0- 0				
1- 0	0- 0	0- 0	HOME	0- 0	1- 0	0- 0				
0- 0	0- 0	0- 0	AWAY	0- 0	0- 0	0- 0				
0- 0	0- 0	0- 0	NEUTRAL	0- 0	0- 0	0- 0				

RPI 1-25			RPI 26-50			RPI 51-100			RPI 101+			Team's RPI: 152
RPI	S	Opponent	Score	RPI	S	Opponent	Score	RPI	S	Opponent	Score	
						53	A Vanderbilt	51	72	131	H Fordham	70 51
						78	A Buffalo	75	82	138	A Robert Morris	61 59
						85	H Davidson	63	60	150	H Cornell	76 66
										183	H Saint Joseph's	57 71
										234	H Georgetown	54 49
										267	A Army West Point	71 62
										280	H Milwaukee	74 46
										319	A Albany (NY)	78 82
										322	H Mercer	77 48
										325	H NJIT	99 43
										333	A Tennessee St.	75 65
LAST 10 Division I												
150	H	Cornell	76 66	85	H	Davidson	63 60					
322	H	Mercer	77 48	234	H	Georgetown	54 49					
333	A	Tennessee St.	75 65	280	H	Milwaukee	74 46					
53	A	Vanderbilt	51 72	267	A	Army West Point	71 62					
325	H	NJIT	99 43	138	A	Robert Morris	61 59					

Non-Div I Games:

Columbia

■ Loss, 
 ■ Non-Conf, S Site, 
 ■ Home 
 ■ Away 
 N Neutral



Average RPI Win:	219	WON-LOST	WINNING	LAST 10	STRENGTH OF	OPP. STRENGTH	TEAM	ADJ.	CONF.	ADJ CONF.
Average RPI Loss:	138	RECORD	PCT. RANK	GAMES	SCHEDULE	OF SCHEDULE	RPI	RPI	RPI	RPI
DIV. I ONLY	9- 8	161	6-4	127	229	153	153	11	11	
DIV. I NON-CONF.	5- 5	164	2-1	183	325	223	223	11	11	
TOTALS	RPI 1-25	RPI 26-50	W-L RECORDS	RPI 51-100	RPI 101-150	RPI 150+				
9- 8	0- 1	0- 0	OVERALL	0- 2	2- 1	7- 4				
4- 5	0- 1	0- 0	HOME	0- 1	1- 1	3- 2				
5- 3	0- 0	0- 0	AWAY	0- 1	1- 0	4- 2				
0- 0	0- 0	0- 0	NEUTRAL	0- 0	0- 0	0- 0				
5- 5	0- 0	0- 0	NON-CONFERENCE	0- 1	0- 1	5- 3				
3- 4	0- 0	0- 0	HOME	0- 1	0- 1	3- 2				
2- 1	0- 0	0- 0	AWAY	0- 0	0- 0	2- 1				
0- 0	0- 0	0- 0	NEUTRAL	0- 0	0- 0	0- 0				
4- 3	0- 1	0- 0	CONFERENCE	0- 1	2- 0	2- 1				
1- 1	0- 1	0- 0	HOME	0- 0	1- 0	0- 0				
3- 2	0- 0	0- 0	AWAY	0- 1	1- 0	2- 1				
0- 0	0- 0	0- 0	NEUTRAL	0- 0	0- 0	0- 0				

RPI 1-25				RPI 26-50				RPI 51-100				RPI 101+ Team's RPI: 153			
RPI	S	Opponent	Score	RPI	S	Opponent	Score	RPI	S	Opponent	Score	RPI	S	Opponent	Score
10	H	Gonzaga	42 57					65	A	BYU	36 52	111	A	Pacific	66 64
								96	H	Washington	47 65	118	H	Idaho	32 65
												127	H	Portland	74 55
												154	A	San Jose St.	82 88
												169	A	Saint Mary's (CA)	72 54
												179	H	Texas Tech	60 64
												186	H	Towson	81 67
												222	H	Cal St. Fullerton	67 72
												248	H	CSUN	59 40
												254	A	LMU (CA)	67 59
												263	A	Pepperdine	57 73
												276	A	San Diego St.	70 47
												287	H	Monmouth	57 49
												311	A	Air Force	70 59
LAST 10 Division I															
111	A	Pacific	66 64	254	A	LMU (CA)	67 59								
169	A	Saint Mary's (CA)	72 54	263	A	Pepperdine	57 73								
65	A	BYU	36 52	248	H	CSUN	59 40								
10	H	Gonzaga	42 57	96	H	Washington	47 65								
127	H	Portland	74 55	276	A	San Diego St.	70 47								

Non-Div I Games: Biola 81 28

San Diego

■ Loss, 
 ■ Non-Conf, 
 ■ S Site, 
 ■ Home 
 ■ A Away 
 N Neutral

Average RPI Win:	238	WON-LOST	WINNING	LAST 10	STRENGTH OF	OPP. STRENGTH	TEAM	ADJ.	CONF.	ADJ CONF.
Average RPI Loss:	156	RECORD	PCT. RANK	GAMES	SCHEDULE	OF SCHEDULE	RPI	RPI	RPI	RPI
DIV. I ONLY	11- 6	87	6-4	268	202	154	154	17	17	
DIV. I NON-CONF.	5- 5	164	0-3	303	169	241	241	24	24	
TOTALS	RPI 1-25	RPI 26-50	W-L RECORDS	RPI 51-100	RPI 101-150	RPI 150+				
11- 6	0- 0	0- 0	OVERALL	1- 2	0- 1	10- 3				
6- 1	0- 0	0- 0	HOME	1- 1	0- 0	5- 0				
5- 3	0- 0	0- 0	AWAY	0- 0	0- 1	5- 2				
0- 2	0- 0	0- 0	NEUTRAL	0- 1	0- 0	0- 1				
5- 5	0- 0	0- 0	NON-CONFERENCE	1- 1	0- 1	4- 3				
4- 0	0- 0	0- 0	HOME	1- 0	0- 0	3- 0				
1- 3	0- 0	0- 0	AWAY	0- 0	0- 1	1- 2				
0- 2	0- 0	0- 0	NEUTRAL	0- 1	0- 0	0- 1				
6- 1	0- 0	0- 0	CONFERENCE	0- 1	0- 0	6- 0				
2- 1	0- 0	0- 0	HOME	0- 1	0- 0	2- 0				
4- 0	0- 0	0- 0	AWAY	0- 0	0- 0	4- 0				
0- 0	0- 0	0- 0	NEUTRAL	0- 0	0- 0	0- 0				

RPI 1-25				RPI 26-50				RPI 51-100				RPI 101+				Team's RPI: 154	
RPI	S	Opponent	Score	RPI	S	Opponent	Score	RPI	S	Opponent	Score	RPI	S	Opponent	Score		
								65	N	BYU	56	75	140	A	CSU Bakersfield	71	75
								78	H	Buffalo	95	88	153	H	San Diego	88	82
								94	H	Fresno St.	76	85	165	A	Santa Clara	81	89
													181	A	New Mexico	81	80
													192	H	UNLV	62	60
													209	N	Northern Ariz.	64	67
													257	A	Colorado St.	58	53
													265	A	UC Irvine	77	79
													276	H	San Diego St.	84	67
													281	A	UC Santa Barbara	73	70
													286	A	Utah St.	76	61
													288	A	Nevada	72	70
													289	H	Eastern Wash.	84	66
													341	H	Sacramento St.	73	67
LAST 10 Division I																	
				192	H	UNLV	62	60	209	N	Northern Ariz.	64	67				
				257	A	Colorado St.	58	53	65	N	BYU	56	75				
				288	A	Nevada	72	70	276	H	San Diego St.	84	67				
				94	H	Fresno St.	76	85	286	A	Utah St.	76	61				
				181	A	New Mexico	81	80	140	A	CSU Bakersfield	71	75				

Non-Div I Games: La Verne 128 62

San Jose St.

Average RPI Win:	245	WON-LOST	WINNING	LAST 10	STRENGTH OF	OPP. STRENGTH	TEAM	ADJ.	CONF.	ADJ CONF.
Average RPI Loss:	102	RECORD	PCT. RANK	GAMES	SCHEDULE	OF SCHEDULE	RPI	RPI	RPI	RPI
DIV. I ONLY	7- 8	196	6-4	165	170	155	155	31	31	
DIV. I NON-CONF.	2- 8	295	1-4	70	66	196	196	28	28	
TOTALS	RPI 1-25	RPI 26-50	W-L RECORDS	RPI 51-100	RPI 101-150	RPI 150+				
7- 8	0- 2	0- 1	OVERALL	1- 2	1- 1	5- 2				
4- 1	0- 1	0- 0	HOME	1- 0	1- 0	2- 0				
3- 7	0- 1	0- 1	AWAY	0- 2	0- 1	3- 2				
0- 0	0- 0	0- 0	NEUTRAL	0- 0	0- 0	0- 0				
2- 8	0- 2	0- 1	NON-CONFERENCE	0- 2	1- 1	1- 2				
1- 1	0- 1	0- 0	HOME	0- 0	1- 0	0- 0				
1- 7	0- 1	0- 1	AWAY	0- 2	0- 1	1- 2				
0- 0	0- 0	0- 0	NEUTRAL	0- 0	0- 0	0- 0				
5- 0	0- 0	0- 0	CONFERENCE	1- 0	0- 0	4- 0				
3- 0	0- 0	0- 0	HOME	1- 0	0- 0	2- 0				
2- 0	0- 0	0- 0	AWAY	0- 0	0- 0	2- 0				
0- 0	0- 0	0- 0	NEUTRAL	0- 0	0- 0	0- 0				

RPI 1-25				RPI 26-50				RPI 51-100				RPI 101+ Team's RPI: 155			
RPI	S	Opponent	Score	RPI	S	Opponent	Score	RPI	S	Opponent	Score	RPI	S	Opponent	Score
11	A	Indiana	51 91	41	A	Miami (FL)	68 83	71	A	Illinois St.	55 77	124	H	Louisiana	65 54
15	H	Mississippi St.	53 92					81	A	Bradley	69 78	128	A	Tulane	46 82
								92	H	Texas Southern	81 79	221	A	Central Ark.	54 57
												239	A	Southern U.	72 51
												250	A	Southeastern La.	59 63
												279	H	Alabama A&M	67 53
												313	H	Alabama St.	94 62
												321	A	Alcorn	83 67
												345	A	Northwestern St.	66 49
LAST 10 Division I															
				92	H	Texas Southern	81 79	124	H	Louisiana	65 54				
				239	A	Southern U.	72 51	71	A	Illinois St.	55 77				
				321	A	Alcorn	83 67	81	A	Bradley	69 78				
				279	H	Alabama A&M	67 53	250	A	Southeastern La.	59 63				
				313	H	Alabama St.	94 62	221	A	Central Ark.	54 57				

Non-Div I Games:

Jackson St.

■ Loss, 
■ Non-Conf, 
■ S Site, 
■ H Home 
■ A Away 
N Neutral

Average RPI Win:	200	WON-LOST	WINNING	LAST 10	STRENGTH OF	OPP. STRENGTH	TEAM	ADJ.	CONF.	ADJ CONF.
Average RPI Loss:	98	RECORD	PCT. RANK	GAMES	SCHEDULE	OF SCHEDULE	RPI	RPI	RPI	RPI
DIV. I ONLY	9- 7	142	5-5	166	102	156	156	13	13	
DIV. I NON-CONF.	6- 4	122	2-2	203	82	137	137	13	13	
TOTALS	RPI 1-25	RPI 26-50	W-L RECORDS	RPI 51-100	RPI 101-150	RPI 150+				
9- 7	0- 1	1- 2	OVERALL	1- 2	1- 0	6- 2				
7- 2	0- 0	1- 0	HOME	0- 2	1- 0	5- 0				
1- 4	0- 1	0- 1	AWAY	0- 0	0- 0	1- 2				
1- 1	0- 0	0- 1	NEUTRAL	1- 0	0- 0	0- 0				
6- 4	0- 1	0- 1	NON-CONFERENCE	1- 1	1- 0	4- 1				
4- 1	0- 0	0- 0	HOME	0- 1	1- 0	3- 0				
1- 2	0- 1	0- 0	AWAY	0- 0	0- 0	1- 1				
1- 1	0- 0	0- 1	NEUTRAL	1- 0	0- 0	0- 0				
3- 3	0- 0	1- 1	CONFERENCE	0- 1	0- 0	2- 1				
3- 1	0- 0	1- 0	HOME	0- 1	0- 0	2- 0				
0- 2	0- 0	0- 1	AWAY	0- 0	0- 0	0- 1				
0- 0	0- 0	0- 0	NEUTRAL	0- 0	0- 0	0- 0				

RPI 1-25				RPI 26-50				RPI 51-100				RPI 101+				Team's RPI: 156
RPI	S	Opponent	Score	RPI	S	Opponent	Score	RPI	S	Opponent	Score	RPI	S	Opponent	Score	
23	A	Oklahoma	75 82	38	A	Western Ky.	65 69	60	H	Charlotte	75 83	139	H	Auburn	80 75	
				40	H	Old Dominion	76 65	92	N	Texas Southern	84 68	160	H	Samford	76 69	
				50	N	Colorado	69 77	97	H	Boise St.	81 83	172	A	Memphis	52 77	
LAST 10 Division I																
				191	H	Fla. Atlantic	92 73	60	H	Charlotte	75 83					
				308	H	FIU	71 58	92	N	Texas Southern	84 68					
				245	A	Marshall	56 61	50	N	Colorado	69 77					
				38	A	Western Ky.	65 69	321	A	Alcorn	86 65					
				40	H	Old Dominion	76 65	172	A	Memphis	52 77					

Non-Div I Games: Ala.-Huntsville 74 57 Tuskegee 103 60

UAB

Loss, Non-Conf, S Site, H Home A Away N Neutral

Average RPI Win:	226	WON-LOST	WINNING	LAST 10	STRENGTH OF	OPP. STRENGTH	TEAM	ADJ.	CONF.	ADJ CONF.
Average RPI Loss:	171	RECORD	PCT. RANK	GAMES	SCHEDULE	OF SCHEDULE	RPI	RPI	RPI	RPI
DIV. I ONLY	7- 7	172	4-6	139	270	157	157	8	8	
DIV. I NON-CONF.	6- 7	182	3-6	174	269	172	172	9	9	
TOTALS	RPI 1-25	RPI 26-50	W-L RECORDS	RPI 51-100	RPI 101-150	RPI 150+				
7- 7	0- 1	0- 0	OVERALL	0- 1	1- 1	6- 4				
5- 1	0- 0	0- 0	HOME	0- 0	1- 0	4- 1				
2- 6	0- 1	0- 0	AWAY	0- 1	0- 1	2- 3				
0- 0	0- 0	0- 0	NEUTRAL	0- 0	0- 0	0- 0				
6- 7	0- 1	0- 0	NON-CONFERENCE	0- 1	0- 1	6- 4				
4- 1	0- 0	0- 0	HOME	0- 0	0- 0	4- 1				
2- 6	0- 1	0- 0	AWAY	0- 1	0- 1	2- 3				
0- 0	0- 0	0- 0	NEUTRAL	0- 0	0- 0	0- 0				
1- 0	0- 0	0- 0	CONFERENCE	0- 0	1- 0	0- 0				
1- 0	0- 0	0- 0	HOME	0- 0	1- 0	0- 0				
0- 0	0- 0	0- 0	AWAY	0- 0	0- 0	0- 0				
0- 0	0- 0	0- 0	NEUTRAL	0- 0	0- 0	0- 0				

RPI S	Opponent	Score	RPI S	Opponent	Score	RPI S	Opponent	Score	RPI S	Opponent	Score	Team's RPI: 157
13	A Northwestern	37 79				78	A Buffalo	49 73	113	A Loyola Chicago	40 61	
									145	H Harvard	63 62	
									180	H Merrimack	57 52	
									199	A Boston U.	56 74	
									217	A Manhattan	58 70	
									226	A UMass Lowell	62 51	
									244	A Fairfield	52 51	
									251	H Vermont	72 55	
									252	H Maine	57 41	
									283	A Loyola Maryland	56 72	
									284	H New Hampshire	66 47	
									294	H Texas St.	51 61	
LAST 10 Division I												
145	H Harvard	63 62	294	H Texas St.	51 61							
283	A Loyola Maryland	56 72	226	A UMass Lowell	62 51							
78	A Buffalo	49 73	252	H Maine	57 41							
199	A Boston U.	56 74	13	A Northwestern	37 79							
284	H New Hampshire	66 47	113	A Loyola Chicago	40 61							

Non-Div I Games:

Dartmouth

Loss, 
Non-Conf, 
S Site, 
H Home
A Away 
N Neutral

Average RPI Win:	167	WON-LOST	WINNING	LAST 10	STRENGTH OF	OPP. STRENGTH	TEAM	ADJ.	CONF.	ADJ CONF.
Average RPI Loss:	78	RECORD	PCT. RANK	GAMES	SCHEDULE	OF SCHEDULE	RPI	RPI	RPI	RPI
DIV. I ONLY	4- 14	303	2-8	6	83	158	158	5	5	
DIV. I NON-CONF.	3- 10	282	1-4	27	128	212	212	5	5	
TOTALS	RPI 1-25	RPI 26-50	W-L RECORDS	RPI 51-100	RPI 101-150	RPI 150+				
4- 14	0- 4	1- 3	OVERALL	1- 3	0- 1	2- 3				
4- 6	0- 3	1- 1	HOME	1- 1	0- 1	2- 0				
0- 6	0- 1	0- 2	AWAY	0- 1	0- 0	0- 2				
0- 2	0- 0	0- 0	NEUTRAL	0- 1	0- 0	0- 1				
3- 10	0- 2	0- 2	NON-CONFERENCE	1- 2	0- 1	2- 3				
3- 4	0- 1	0- 1	HOME	1- 1	0- 1	2- 0				
0- 4	0- 1	0- 1	AWAY	0- 0	0- 0	0- 2				
0- 2	0- 0	0- 0	NEUTRAL	0- 1	0- 0	0- 1				
1- 4	0- 2	1- 1	CONFERENCE	0- 1	0- 0	0- 0				
1- 2	0- 2	1- 0	HOME	0- 0	0- 0	0- 0				
0- 2	0- 0	0- 1	AWAY	0- 1	0- 0	0- 0				
0- 0	0- 0	0- 0	NEUTRAL	0- 0	0- 0	0- 0				

RPI	S	Opponent	Score	RPI	S	Opponent	Score	RPI	S	Opponent	Score	RPI	S	Opponent	Score	Team's RPI: 158
2	H	South Carolina	45 78	33	H	LSU	69 65	58	H	Nebraska	85 90	129	H	Illinois	51 58	
4	A	Missouri St.	72 79	45	A	Arkansas	73 90	63	N	North Carolina	69 82	176	A	Green Bay	64 72	
15	H	Mississippi St.	64 79	46	H	UNI	73 78	73	A	Tennessee	66 77	181	N	New Mexico	68 71	
21	H	Princeton	33 68	48	A	South Dakota	56 72	93	H	Saint Louis	83 58	218	H	Western Ill.	97 89	
												228	A	UMKC	56 59	
												324	H	SIUE	68 51	
LAST 10 Division I																
2	H	South Carolina	45 78	129	H	Illinois	51 58									
45	A	Arkansas	73 90	21	H	Princeton	33 68									
15	H	Mississippi St.	64 79	4	A	Missouri St.	72 79									
33	H	LSU	69 65	228	A	UMKC	56 59									
73	A	Tennessee	66 77	93	H	Saint Louis	83 58									

Non-Div I Games:

Missouri

■ Loss, 
 ■ Non-Conf, 
 ■ S Site, 
 ■ H Home 
 ■ A Away 
 N Neutral

# North Dakota

Through Games Of Jan. 18, 2020

Average RPI Win:	277	WON-LOST	WINNING	LAST 10	STRENGTH OF	OPP. STRENGTH	TEAM	ADJ.	CONF.	ADJ CONF.
Average RPI Loss:	127	RECORD	PCT. RANK	GAMES	SCHEDULE	OF SCHEDULE	RPI	RPI	RPI	RPI
DIV. I ONLY	10- 6	102	6-4	297	253	159	159	20	20	
DIV. I NON-CONF.	7- 4	100	3-2	270	282	133	133	19	19	
TOTALS	RPI 1-25	RPI 26-50	W-L RECORDS	RPI 51-100	RPI 101-150	RPI 150+				
10- 6	0- 0	0- 1	OVERALL	0- 2	0- 1	10- 2				
4- 1	0- 0	0- 0	HOME	0- 1	0- 0	4- 0				
6- 5	0- 0	0- 1	AWAY	0- 1	0- 1	6- 2				
0- 0	0- 0	0- 0	NEUTRAL	0- 0	0- 0	0- 0				
7- 4	0- 0	0- 1	NON-CONFERENCE	0- 1	0- 1	7- 1				
2- 1	0- 0	0- 0	HOME	0- 1	0- 0	2- 0				
5- 3	0- 0	0- 1	AWAY	0- 0	0- 1	5- 1				
0- 0	0- 0	0- 0	NEUTRAL	0- 0	0- 0	0- 0				
3- 2	0- 0	0- 0	CONFERENCE	0- 1	0- 0	3- 1				
2- 0	0- 0	0- 0	HOME	0- 0	0- 0	2- 0				
1- 2	0- 0	0- 0	AWAY	0- 1	0- 0	1- 1				
0- 0	0- 0	0- 0	NEUTRAL	0- 0	0- 0	0- 0				

RPI 1-25				RPI 26-50				RPI 51-100				RPI 101+				Team's RPI: 159
RPI	S	Opponent	Score	RPI	S	Opponent	Score	RPI	S	Opponent	Score	RPI	S	Opponent	Score	
				44	A	Arizona	42 74	71	H	Illinois St.	58 66	120	A	New Orleans	73 79	
								82	A	South Dakota St.	64 99	162	H	Rhode Island	67 61	
												184	H	Valparaiso	65 63	
												204	A	SMU	51 66	
												243	A	Oral Roberts	52 75	
												272	H	Omaha	63 57	
												274	A	Grand Canyon	78 76	
												280	A	Milwaukee	66 58	
												292	A	Ga. Southern	69 56	
												296	A	Denver	90 82	
												329	H	Purdue Fort Wayne	91 85	
												335	A	Charleston So.	73 57	
												350	A	South Carolina St.	95 53	
LAST 10 Division I																
				82	A	South Dakota St.	64 99	120	A	New Orleans	73 79					
				243	A	Oral Roberts	52 75	280	A	Milwaukee	66 58					
				272	H	Omaha	63 57	204	A	SMU	51 66					
				329	H	Purdue Fort Wayne	91 85	335	A	Charleston So.	73 57					
				296	A	Denver	90 82	350	A	South Carolina St.	95 53					

Non-Div I Games: Northland 118 35 Mayville St. 83 52

North Dakota

Loss, Non-Conf, S Site, H Home A Away N Neutral

Average RPI Win:	271	WON-LOST	WINNING	LAST 10	STRENGTH OF	OPP. STRENGTH	TEAM	ADJ.	CONF.	ADJ CONF.
Average RPI Loss:	106	RECORD	PCT. RANK	GAMES	SCHEDULE	OF SCHEDULE	RPI	RPI	RPI	RPI
DIV. I ONLY	6- 11	251	5-5	82	246	160	160	23	23	
DIV. I NON-CONF.	4- 10	259	3-4	52	235	150	150	20	20	
TOTALS	RPI 1-25	RPI 26-50	W-L RECORDS	RPI 51-100	RPI 101-150	RPI 150+				
6- 11	0- 2	0- 1	OVERALL	0- 2	0- 4	6- 2				
1- 3	0- 0	0- 1	HOME	0- 1	0- 1	1- 0				
4- 8	0- 2	0- 0	AWAY	0- 1	0- 3	4- 2				
1- 0	0- 0	0- 0	NEUTRAL	0- 0	0- 0	1- 0				
4- 10	0- 2	0- 1	NON-CONFERENCE	0- 2	0- 3	4- 2				
0- 3	0- 0	0- 1	HOME	0- 1	0- 1	0- 0				
3- 7	0- 2	0- 0	AWAY	0- 1	0- 2	3- 2				
1- 0	0- 0	0- 0	NEUTRAL	0- 0	0- 0	1- 0				
2- 1	0- 0	0- 0	CONFERENCE	0- 0	0- 1	2- 0				
1- 0	0- 0	0- 0	HOME	0- 0	0- 0	1- 0				
1- 1	0- 0	0- 0	AWAY	0- 0	0- 1	1- 0				
0- 0	0- 0	0- 0	NEUTRAL	0- 0	0- 0	0- 0				

RPI 1-25				RPI 26-50				RPI 51-100				RPI 101+ Team's RPI: 160			
RPI	S	Opponent	Score	RPI	S	Opponent	Score	RPI	S	Opponent	Score	RPI	S	Opponent	Score
18	A	Kentucky	49 79	38	H	Western Ky.	84 88	64	A	UT Martin	75 80	131	A	Fordham	37 68
19	A	Florida St.	59 88					69	H	Troy	65 74	136	A	Florida	48 84
												142	H	Tennessee Tech	57 72
												149	A	Furman	69 77
												156	A	UAB	69 76
												171	A	North Ala.	79 63
												207	A	Murray St.	84 56
												242	A	Kennesaw St.	55 60
												297	A	Wofford	74 58
												313	A	Alabama St.	83 48
												314	N	Hofstra	65 45
												322	H	Mercer	72 64
LAST 10 Division I															
322	H	Mercer	72 64	207	A	Murray St.	84 56								
149	A	Furman	69 77	38	H	Western Ky.	84 88								
297	A	Wofford	74 58	18	A	Kentucky	49 79								
314	N	Hofstra	65 45	156	A	UAB	69 76								
131	A	Fordham	37 68	313	A	Alabama St.	83 48								

Non-Div I Games: Montevallo 81 60

Samford

■ Loss, 
 ■ Non-Conf, 
 ■ S Site, 
 ■ H Home 
 ■ A Away 
 N Neutral



# Youngstown St.

Through Games Of Jan. 18, 2020

Average RPI Win:	246	WON-LOST	WINNING	LAST 10	STRENGTH OF	OPP. STRENGTH	TEAM	ADJ.	CONF.	ADJ CONF.
Average RPI Loss:	142	RECORD	PCT. RANK	GAMES	SCHEDULE	OF SCHEDULE	RPI	RPI	RPI	RPI
DIV. I ONLY	9- 7	142	6-4	252	231	161	161	19	19	
DIV. I NON-CONF.	5- 4	140	2-1	239	164	160	160	18	18	
TOTALS	RPI 1-25	RPI 26-50	W-L RECORDS	RPI 51-100	RPI 101-150	RPI 150+				
9- 7	0- 1	0- 0	OVERALL	1- 1	0- 2	8- 3				
5- 1	0- 0	0- 0	HOME	1- 1	0- 0	4- 0				
4- 6	0- 1	0- 0	AWAY	0- 0	0- 2	4- 3				
0- 0	0- 0	0- 0	NEUTRAL	0- 0	0- 0	0- 0				
5- 4	0- 1	0- 0	NON-CONFERENCE	0- 1	0- 1	5- 1				
3- 1	0- 0	0- 0	HOME	0- 1	0- 0	3- 0				
2- 3	0- 1	0- 0	AWAY	0- 0	0- 1	2- 1				
0- 0	0- 0	0- 0	NEUTRAL	0- 0	0- 0	0- 0				
4- 3	0- 0	0- 0	CONFERENCE	1- 0	0- 1	3- 2				
2- 0	0- 0	0- 0	HOME	1- 0	0- 0	1- 0				
2- 3	0- 0	0- 0	AWAY	0- 0	0- 1	2- 2				
0- 0	0- 0	0- 0	NEUTRAL	0- 0	0- 0	0- 0				

RPI S	Opponent	Score	RPI S	Opponent	Score	RPI S	Opponent	Score	RPI S	Opponent	Score	Team's RPI: 161
11	A Indiana	56 93				54	H IUPUI	75 73	137	A Wright St.	41 91	
						99	H Kent St.	73 82	138	A Robert Morris	43 58	
									174	H Eastern Mich.	79 77	
									188	A Cleveland St.	52 60	
									194	A Akron	62 91	
									212	A Saint Francis (PA)	56 46	
									227	A Northern Ky.	56 75	
									253	A Eastern Ky.	72 63	
									269	A Oakland	79 74	
									270	H Wagner	64 42	
									312	A Detroit Mercy	62 47	
									330	H Canisius	87 59	
									338	H UIC	77 65	
LAST 10 Division I												
312	A Detroit Mercy	62 47	338	H UIC	77 65							
269	A Oakland	79 74	54	H IUPUI	75 73							
188	A Cleveland St.	52 60	11	A Indiana	56 93							
137	A Wright St.	41 91	212	A Saint Francis (PA)	56 46							
227	A Northern Ky.	56 75	253	A Eastern Ky.	72 63							

Non-Div I Games: Lake Erie 83 48 Muskingum 92 46

Youngstown St.

Loss, Non-Conf, S Site, H Home A Away N Neutral

## Rhode Island

Through Games Of Jan. 18, 2020

Average RPI Win:	222	WON-LOST	WINNING	LAST 10	STRENGTH OF	OPP. STRENGTH	TEAM	ADJ.	CONF.	ADJ CONF.
Average RPI Loss:	135	RECORD	PCT. RANK	GAMES	SCHEDULE	OF SCHEDULE	RPI	RPI	RPI	RPI
DIV. I ONLY	9- 7	142	5-5	201	257	162	162	12	12	
DIV. I NON-CONF.	7- 5	130	3-3	219	330	162	162	12	12	
TOTALS	RPI 1-25	RPI 26-50	W-L RECORDS	RPI 51-100	RPI 101-150	RPI 150+				
9- 7	0- 0	0- 0	OVERALL	0- 1	3- 4	6- 2				
6- 1	0- 0	0- 0	HOME	0- 0	3- 1	3- 0				
2- 5	0- 0	0- 0	AWAY	0- 1	0- 2	2- 2				
1- 1	0- 0	0- 0	NEUTRAL	0- 0	0- 1	1- 0				
7- 5	0- 0	0- 0	NON-CONFERENCE	0- 0	2- 3	5- 2				
5- 0	0- 0	0- 0	HOME	0- 0	2- 0	3- 0				
1- 4	0- 0	0- 0	AWAY	0- 0	0- 2	1- 2				
1- 1	0- 0	0- 0	NEUTRAL	0- 0	0- 1	1- 0				
2- 2	0- 0	0- 0	CONFERENCE	0- 1	1- 1	1- 0				
1- 1	0- 0	0- 0	HOME	0- 0	1- 1	0- 0				
1- 1	0- 0	0- 0	AWAY	0- 1	0- 0	1- 0				
0- 0	0- 0	0- 0	NEUTRAL	0- 0	0- 0	0- 0				

RPI 1-25			RPI 26-50			RPI 51-100			RPI 101+ Team's RPI: 162		
RPI	S	Opponent	Score	RPI	S	Opponent	Score	RPI	S	Opponent	Score
						85 A Davidson	67 79	102 A Boston College		55 66	
								109 N Providence		51 58	
								132 H Richmond		76 70	
								134 H VCU		54 75	
								135 H Holy Cross		73 58	
								138 H Robert Morris		71 59	
								145 A Harvard		58 61	
								159 A North Dakota		61 67	
								183 A Saint Joseph's		49 47	
								210 A Quinnipiac		63 75	
								229 N Brown		89 44	
								244 H Fairfield		74 41	
								251 H Vermont		77 74	
								337 A Hartford		68 56	
								348 H LIU Brooklyn		79 56	
LAST 10 Division I											
183 A Saint Joseph's			49 47	210 A Quinnipiac			63 75				
85 A Davidson			67 79	138 H Robert Morris			71 59				
132 H Richmond			76 70	109 N Providence			51 58				
134 H VCU			54 75	229 N Brown			89 44				
145 A Harvard			58 61	135 H Holy Cross			73 58				

Non-Div I Games:

Rhode Island

■ Loss, 
 ■ Non-Conf, 
 S Site, 
 ■ Home 
 ■ Away 
 N Neutral

## Northeastern

Through Games Of Jan. 18, 2020

Average RPI Win:	245	WON-LOST	WINNING	LAST 10	STRENGTH OF	OPP. STRENGTH	TEAM	ADJ.	CONF.	ADJ CONF.
Average RPI Loss:	80	RECORD	PCT. RANK	GAMES	SCHEDULE	OF SCHEDULE	RPI	RPI	RPI	RPI
DIV. I ONLY	7- 8	196	7-3	148	113	163	163	14	14	
DIV. I NON-CONF.	4- 7	225	4-2	101	116	173	173	14	14	
TOTALS	RPI 1-25	RPI 26-50	W-L RECORDS	RPI 51-100	RPI 101-150	RPI 150+				
7- 8	0- 1	0- 3	OVERALL	0- 2	2- 1	5- 1				
4- 3	0- 0	0- 2	HOME	0- 1	1- 0	3- 0				
3- 5	0- 1	0- 1	AWAY	0- 1	1- 1	2- 1				
0- 0	0- 0	0- 0	NEUTRAL	0- 0	0- 0	0- 0				
4- 7	0- 1	0- 3	NON-CONFERENCE	0- 1	1- 1	3- 1				
2- 3	0- 0	0- 2	HOME	0- 1	0- 0	2- 0				
2- 4	0- 1	0- 1	AWAY	0- 0	1- 1	1- 1				
0- 0	0- 0	0- 0	NEUTRAL	0- 0	0- 0	0- 0				
3- 1	0- 0	0- 0	CONFERENCE	0- 1	1- 0	2- 0				
2- 0	0- 0	0- 0	HOME	0- 0	1- 0	1- 0				
1- 1	0- 0	0- 0	AWAY	0- 1	0- 0	1- 0				
0- 0	0- 0	0- 0	NEUTRAL	0- 0	0- 0	0- 0				

RPI 1-25				RPI 26-50				RPI 51-100				RPI 101+ Team's RPI: 163			
RPI	S	Opponent	Score	RPI	S	Opponent	Score	RPI	S	Opponent	Score	RPI	S	Opponent	Score
7	A	Oregon	47 89	26	A	Central Mich.	63 79	84	A	Drexel	41 50	108	H	Elon	68 65
				47	H	Yale	63 78	95	H	Dayton	60 71	131	A	Fordham	58 74
				48	H	South Dakota	76 80					145	A	Harvard	46 44
												199	A	Boston U.	56 72
												252	A	Maine	66 58
												256	A	Delaware	72 62
												305	H	North Dakota St.	72 61
												314	H	Hofstra	74 51
												337	H	Hartford	60 47
LAST 10 Division I															
				108	H	Elon	68 65	252	A	Maine	66 58				
				256	A	Delaware	72 62	337	H	Hartford	60 47				
				84	A	Drexel	41 50	145	A	Harvard	46 44				
				314	H	Hofstra	74 51	305	H	North Dakota St.	72 61				
				199	A	Boston U.	56 72	26	A	Central Mich.	63 79				

Non-Div I Games:

Northeastern

■ Loss, 
 ■ Non-Conf, S Site, 
 ■ Home 
 ■ Away 
 N Neutral

**T  
o  
l  
e  
d  
o**

T  
o  
l  
e  
d  
o

## Toledo

Page 164

Santa Clara

Through Games Of Jan. 18, 2020

Average RPI Win:	176	WON-LOST	WINNING	LAST 10	STRENGTH OF	OPP. STRENGTH	TEAM	ADJ.	CONF.	ADJ CONF.
Average RPI Loss:	151	RECORD	PCT. RANK	GAMES	SCHEDULE	OF SCHEDULE	RPI	RPI	RPI	RPI
DIV. I ONLY	7- 10	219	4-6	99	147	165	165	11	11	
DIV. I NON-CONF.	5- 5	164	2-1	80	171	105	105	11	11	
TOTALS	RPI 1-25	RPI 26-50	W-L RECORDS	RPI 51-100	RPI 101-150	RPI 150+				
7- 10	0- 2	0- 1	OVERALL	1- 0	1- 2	5- 5				
3- 4	0- 1	0- 0	HOME	1- 0	1- 1	1- 2				
3- 5	0- 1	0- 1	AWAY	0- 0	0- 1	3- 2				
1- 1	0- 0	0- 0	NEUTRAL	0- 0	0- 0	1- 1				
5- 5	0- 1	0- 1	NON-CONFERENCE	1- 0	0- 1	4- 2				
2- 1	0- 0	0- 0	HOME	1- 0	0- 0	1- 1				
2- 3	0- 1	0- 1	AWAY	0- 0	0- 1	2- 0				
1- 1	0- 0	0- 0	NEUTRAL	0- 0	0- 0	1- 1				
2- 5	0- 1	0- 0	CONFERENCE	0- 0	1- 1	1- 3				
1- 3	0- 1	0- 0	HOME	0- 0	1- 1	0- 1				
1- 2	0- 0	0- 0	AWAY	0- 0	0- 0	1- 2				
0- 0	0- 0	0- 0	NEUTRAL	0- 0	0- 0	0- 0				

RPI 1-25				RPI 26-50				RPI 51-100				RPI 101+ Team's RPI: 165			
RPI	S	Opponent	Score	RPI	S	Opponent	Score	RPI	S	Opponent	Score	RPI	S	Opponent	Score
4	A	Missouri St.	64 71	44	A	Arizona	52 65	94	H	Fresno St.	90 66	101	A	California	65 69
10	H	Gonzaga	52 67									111	H	Pacific	75 65
												127	H	Portland	77 80
												154	H	San Jose St.	89 81
												168	N	Montana	68 58
												169	H	Saint Mary's (CA)	87 95
												224	A	UC Davis	62 61
												230	A	San Francisco	80 72
												248	A	CSUN	76 55
												254	A	LMU (CA)	59 75
												256	N	Delaware	80 81
												263	A	Pepperdine	71 79
												282	H	Long Beach St.	46 54
LAST 10 Division I															
127	H	Portland	77 80	169	H	Saint Mary's (CA)	87 95								
10	H	Gonzaga	52 67	111	H	Pacific	75 65								
254	A	LMU (CA)	59 75	94	H	Fresno St.	90 66								
263	A	Pepperdine	71 79	248	A	CSUN	76 55								
230	A	San Francisco	80 72	101	A	California	65 69								

Non-Div I Games: UC Santa Cruz 109 51

Santa Clara

Loss, Non-Conf, S Site, H Home A Away N Neutral

Average RPI Win:	231	WON-LOST	WINNING	LAST 10	STRENGTH OF	OPP. STRENGTH	TEAM	ADJ.	CONF.	ADJ CONF.
Average RPI Loss:	155	RECORD	PCT. RANK	GAMES	SCHEDULE	OF SCHEDULE	RPI	RPI	RPI	RPI
DIV. I ONLY	10- 5	78	7-3	323	146	166	166	18	18	
DIV. I NON-CONF.	6- 3	90	3-1	332	156	159	159	21	21	
TOTALS	RPI 1-25	RPI 26-50	W-L RECORDS	RPI 51-100	RPI 101-150	RPI 150+				
10- 5	0- 0	0- 0	OVERALL	1- 2	2- 0	7- 3				
5- 1	0- 0	0- 0	HOME	1- 1	1- 0	3- 0				
5- 4	0- 0	0- 0	AWAY	0- 1	1- 0	4- 3				
0- 0	0- 0	0- 0	NEUTRAL	0- 0	0- 0	0- 0				
6- 3	0- 0	0- 0	NON-CONFERENCE	1- 1	0- 0	5- 2				
2- 0	0- 0	0- 0	HOME	1- 0	0- 0	1- 0				
4- 3	0- 0	0- 0	AWAY	0- 1	0- 0	4- 2				
0- 0	0- 0	0- 0	NEUTRAL	0- 0	0- 0	0- 0				
4- 2	0- 0	0- 0	CONFERENCE	0- 1	2- 0	2- 1				
3- 1	0- 0	0- 0	HOME	0- 1	1- 0	2- 0				
1- 1	0- 0	0- 0	AWAY	0- 0	1- 0	0- 1				
0- 0	0- 0	0- 0	NEUTRAL	0- 0	0- 0	0- 0				

RPI 1-25				RPI 26-50				RPI 51-100				RPI 101+				Team's RPI: 166	
RPI	S	Opponent	Score	RPI	S	Opponent	Score	RPI	S	Opponent	Score	RPI	S	Opponent	Score		
								68	H	Southern Ill.	79 65	141	A	Austin Peay	79 66		
								83	H	Belmont	45 57	141	H	Austin Peay	81 43		
								93	A	Saint Louis	61 76	174	A	Eastern Mich.	64 69		
												207	A	Murray St.	62 70		
												207	H	Murray St.	88 73		
												218	A	Western Ill.	91 97		
												235	A	Arkansas St.	79 67		
												260	A	Ole Miss	70 53		
												271	A	Indiana St.	68 58		
												327	H	Evansville	83 60		
												329	A	Purdue Fort Wayne	58 48		
												333	H	Tennessee St.	83 54		
LAST 10 Division I																	
				207	H	Murray St.	88 73					141	A	Austin Peay	79 66		
				141	H	Austin Peay	81 43					271	A	Indiana St.	68 58		
				333	H	Tennessee St.	83 54					218	A	Western Ill.	91 97		
				83	H	Belmont	45 57					260	A	Ole Miss	70 53		
				207	A	Murray St.	62 70					68	H	Southern Ill.	79 65		

Non-Div I Games: Harris-Stowe 106 64 Mo.-St. Louis 70 56

Southeast Mo. St.

Loss, Non-Conf, S Site, H Home A Away N Neutral

Average RPI Win:	274	WON-LOST	WINNING	LAST 10	STRENGTH OF	OPP. STRENGTH	TEAM	ADJ.	CONF.	ADJ CONF.
Average RPI Loss:	72	RECORD	PCT. RANK	GAMES	SCHEDULE	OF SCHEDULE	RPI	RPI	RPI	RPI
DIV. I ONLY	7- 7	172	4-6	107	174	167	167	3	3	
DIV. I NON-CONF.	6- 5	151	3-4	223	241	202	202	4	4	
TOTALS	RPI 1-25	RPI 26-50	W-L RECORDS	RPI 51-100	RPI 101-150	RPI 150+				
7- 7	0- 1	0- 3	OVERALL	0- 1	0- 1	7- 1				
5- 3	0- 0	0- 2	HOME	0- 0	0- 1	5- 0				
2- 2	0- 1	0- 1	AWAY	0- 0	0- 0	2- 0				
0- 2	0- 0	0- 0	NEUTRAL	0- 1	0- 0	0- 1				
6- 5	0- 1	0- 1	NON-CONFERENCE	0- 1	0- 1	6- 1				
5- 1	0- 0	0- 0	HOME	0- 0	0- 1	5- 0				
1- 2	0- 1	0- 1	AWAY	0- 0	0- 0	1- 0				
0- 2	0- 0	0- 0	NEUTRAL	0- 1	0- 0	0- 1				
1- 2	0- 0	0- 2	CONFERENCE	0- 0	0- 0	1- 0				
0- 2	0- 0	0- 2	HOME	0- 0	0- 0	0- 0				
1- 0	0- 0	0- 0	AWAY	0- 0	0- 0	1- 0				
0- 0	0- 0	0- 0	NEUTRAL	0- 0	0- 0	0- 0				

RPI 1-25				RPI 26-50				RPI 51-100				RPI 101+ Team's RPI: 167			
RPI	S	Opponent	Score	RPI	S	Opponent	Score	RPI	S	Opponent	Score	RPI	S	Opponent	Score
7	A	Oregon	51 89	29	H	West Virginia	63 74	98	N	Michigan St.	60 65	112	H	UT Arlington	53 57
				39	H	Oklahoma St.	63 70					172	N	Memphis	68 72
				45	A	Arkansas	72 81					179	A	Texas Tech	76 72
												228	A	UMKC	74 67
												243	H	Oral Roberts	109 69
												272	H	Omaha	73 48
												326	H	UTRGV	79 66
												331	H	Incarnate Word	85 41
												338	H	UIC	84 40
LAST 10 Division I															
				39	H	Oklahoma St.	63 70	228	A	UMKC	74 67				
				179	A	Texas Tech	76 72	45	A	Arkansas	72 81				
				29	H	West Virginia	63 74	331	H	Incarnate Word	85 41				
				326	H	UTRGV	79 66	98	N	Michigan St.	60 65				
				7	A	Oregon	51 89	172	N	Memphis	68 72				

Non-Div I Games:

Kansas St.

■ Loss, 
■ Non-Conf, S Site, 
■ Home 
■ Away 
N Neutral

Montana

Through Games Of Jan. 18, 2020

Average RPI Win:	264	WON-LOST	WINNING	LAST 10	STRENGTH OF	OPP. STRENGTH	TEAM	ADJ.	CONF.	ADJ CONF.
Average RPI Loss:	120	RECORD	PCT. RANK	GAMES	SCHEDULE	OF SCHEDULE	RPI	RPI	RPI	RPI
DIV. I ONLY	7- 7	172	6-4	140	304	168	168	21	21	
DIV. I NON-CONF.	3- 4	201	2-1	31	324	123	123	17	17	
TOTALS	RPI 1-25	RPI 26-50	W-L RECORDS	RPI 51-100	RPI 101-150	RPI 150+				
7- 7	0- 0	0- 2	OVERALL	0- 1	0- 1	7- 3				
3- 3	0- 0	0- 1	HOME	0- 1	0- 0	3- 1				
4- 3	0- 0	0- 1	AWAY	0- 0	0- 1	4- 1				
0- 1	0- 0	0- 0	NEUTRAL	0- 0	0- 0	0- 1				
3- 4	0- 0	0- 2	NON-CONFERENCE	0- 1	0- 0	3- 1				
1- 2	0- 0	0- 1	HOME	0- 1	0- 0	1- 0				
2- 1	0- 0	0- 1	AWAY	0- 0	0- 0	2- 0				
0- 1	0- 0	0- 0	NEUTRAL	0- 0	0- 0	0- 1				
4- 3	0- 0	0- 0	CONFERENCE	0- 0	0- 1	4- 2				
2- 1	0- 0	0- 0	HOME	0- 0	0- 0	2- 1				
2- 2	0- 0	0- 0	AWAY	0- 0	0- 1	2- 1				
0- 0	0- 0	0- 0	NEUTRAL	0- 0	0- 0	0- 0				

RPI S	Opponent	Score	RPI S	Opponent	Score	RPI S	Opponent	Score	RPI S	Opponent	Score	Team's RPI: 168
44	H Arizona	42 77	48	A South Dakota	64 96	94	H Fresno St.	63 76	118	A Idaho	51 52	
									165	N Santa Clara	58 68	
									173	A Portland St.	65 78	
									195	H Southern Utah	81 74	
									200	H Northern Colo.	58 67	
									209	A Northern Ariz.	79 71	
									222	A Cal St. Fullerton	71 69	
									274	H Grand Canyon	72 67	
									289	H Eastern Wash.	92 54	
									317	A Utah Valley	63 52	
									341	A Sacramento St.	64 60	
LAST 10 Division I												
118	A Idaho	51 52	341	A Sacramento St.	64 60							
173	A Portland St.	65 78	209	A Northern Ariz.	79 71							
289	H Eastern Wash.	92 54	48	A South Dakota	64 96							
200	H Northern Colo.	58 67	317	A Utah Valley	63 52							
195	H Southern Utah	81 74	222	A Cal St. Fullerton	71 69							

Non-Div I Games: Mont. St.-Northern 98 45 Mont. St. Billings 70 53

Montana

Loss, Non-Conf, S Site, H Home A Away N Neutral



Average RPI Win:	229	WON-LOST	WINNING	LAST 10	STRENGTH OF	OPP. STRENGTH	TEAM	ADJ.	CONF.	ADJ CONF.
Average RPI Loss:	106	RECORD	PCT. RANK	GAMES	SCHEDULE	OF SCHEDULE	RPI	RPI	RPI	RPI
DIV. I ONLY	9- 10	190	5-5	134	106	169	169	11	11	
DIV. I NON-CONF.	5- 6	187	1-1	143	129	191	191	11	11	
TOTALS	RPI 1-25	RPI 26-50	W-L RECORDS	RPI 51-100	RPI 101-150	RPI 150+				
9- 10	0- 2	1- 1	OVERALL	0- 3	0- 1	8- 3				
6- 4	0- 1	1- 1	HOME	0- 1	0- 0	5- 1				
2- 6	0- 1	0- 0	AWAY	0- 2	0- 1	2- 2				
1- 0	0- 0	0- 0	NEUTRAL	0- 0	0- 0	1- 0				
5- 6	0- 1	1- 1	NON-CONFERENCE	0- 2	0- 0	4- 2				
4- 2	0- 1	1- 1	HOME	0- 0	0- 0	3- 0				
0- 4	0- 0	0- 0	AWAY	0- 2	0- 0	0- 2				
1- 0	0- 0	0- 0	NEUTRAL	0- 0	0- 0	1- 0				
4- 4	0- 1	0- 0	CONFERENCE	0- 1	0- 1	4- 1				
2- 2	0- 0	0- 0	HOME	0- 1	0- 0	2- 1				
2- 2	0- 1	0- 0	AWAY	0- 0	0- 1	2- 0				
0- 0	0- 0	0- 0	NEUTRAL	0- 0	0- 0	0- 0				

RPI 1-25				RPI 26-50				RPI 51-100				RPI 101+ Team's RPI: 169			
RPI	S	Opponent	Score	RPI	S	Opponent	Score	RPI	S	Opponent	Score	RPI	S	Opponent	Score
10	A	Gonzaga	49 74	37	H	Marquette	63 77	65	H	BYU	55 65	127	A	Portland	65 78
16	H	NC State	70 87	38	H	Western Ky.	80 73	67	A	Kansas	81 86	153	H	San Diego	54 72
								72	A	UCF	58 67	165	A	Santa Clara	95 87
												220	A	Wyoming	67 69
												224	H	UC Davis	83 74
												230	A	San Francisco	86 79
												254	H	LMU (CA)	86 70
												263	H	Pepperdine	85 78
												268	N	St. Bonaventure	72 57
												281	H	UC Santa Barbara	64 43
												288	A	Nevada	72 78
												339	H	Cal Poly	84 67
LAST 10 Division I															
65	H	BYU	55 65	263	H	Pepperdine	85 78								
153	H	San Diego	54 72	165	A	Santa Clara	95 87								
127	A	Portland	65 78	230	A	San Francisco	86 79								
10	A	Gonzaga	49 74	268	N	St. Bonaventure	72 57								
254	H	LMU (CA)	86 70	72	A	UCF	58 67								

Non-Div I Games:

Saint Mary's (CA)

■ Loss, 
 ■ Non-Conf, 
 ■ S Site, 
 ■ H Home 
 ■ A Away 
 N Neutral

Average RPI Win:	230	WON-LOST	WINNING	LAST 10	STRENGTH OF	OPP. STRENGTH	TEAM	ADJ.	CONF.	ADJ CONF.
Average RPI Loss:	143	RECORD	PCT. RANK	GAMES	SCHEDULE	OF SCHEDULE	RPI	RPI	RPI	RPI
DIV. I ONLY	9- 7	142	6-4	208	234	170	170	30	30	
DIV. I NON-CONF.	5- 7	205	2-4	145	214	192	192	31	31	
TOTALS	RPI 1-25	RPI 26-50	W-L RECORDS	RPI 51-100	RPI 101-150	RPI 150+				
9- 7	0- 0	0- 1	OVERALL	1- 0	0- 3	8- 3				
4- 3	0- 0	0- 0	HOME	0- 0	0- 2	4- 1				
4- 3	0- 0	0- 0	AWAY	0- 0	0- 1	4- 2				
1- 1	0- 0	0- 1	NEUTRAL	1- 0	0- 0	0- 0				
5- 7	0- 0	0- 1	NON-CONFERENCE	1- 0	0- 3	4- 3				
2- 3	0- 0	0- 0	HOME	0- 0	0- 2	2- 1				
2- 3	0- 0	0- 0	AWAY	0- 0	0- 1	2- 2				
1- 1	0- 0	0- 1	NEUTRAL	1- 0	0- 0	0- 0				
4- 0	0- 0	0- 0	CONFERENCE	0- 0	0- 0	4- 0				
2- 0	0- 0	0- 0	HOME	0- 0	0- 0	2- 0				
2- 0	0- 0	0- 0	AWAY	0- 0	0- 0	2- 0				
0- 0	0- 0	0- 0	NEUTRAL	0- 0	0- 0	0- 0				

RPI 1-25				RPI 26-50				RPI 51-100				RPI 101+				Team's RPI: 170	
RPI	S	Opponent	Score	RPI	S	Opponent	Score	RPI	S	Opponent	Score	RPI	S	Opponent	Score		
				29	N	West Virginia	55 72	89	N	North Florida	57 54	107	H	Liberty	48 67		
												132	A	Richmond	69 77		
												138	H	Robert Morris	62 69		
												151	A	William & Mary	56 65		
												175	A	Hampton	77 56		
												185	H	Bethune-Cookman	61 51		
												198	H	La Salle	52 55		
												216	A	Jacksonville	71 64		
												233	A	Howard	83 80		
												237	H	High Point	72 58		
												245	A	Marshall	69 75		
												285	H	Longwood	49 46		
												306	H	UMES	68 45		
												343	A	Coppin St.	85 48		
LAST 10 Division I																	
				306	H	UMES	68 45	151	A	William & Mary	56 65						
				233	A	Howard	83 80	138	H	Robert Morris	62 69						
				343	A	Coppin St.	85 48	29	N	West Virginia	55 72						
				185	H	Bethune-Cookman	61 51	175	A	Hampton	77 56						
				132	A	Richmond	69 77	285	H	Longwood	49 46						

Non-Div I Games: Virginia-Lynchburg 123 48

Norfolk St.

Average RPI Win:	262	WON-LOST	WINNING	LAST 10	STRENGTH OF	OPP. STRENGTH	TEAM	ADJ.	CONF.	ADJ CONF.
Average RPI Loss:	72	RECORD	PCT. RANK	GAMES	SCHEDULE	OF SCHEDULE	RPI	RPI	RPI	RPI
DIV. I ONLY	11- 4	61	8-2	328	199	171	171	16	16	
DIV. I NON-CONF.	7- 3	80	4-1	348	283	242	242	16	16	
TOTALS	RPI 1-25	RPI 26-50	W-L RECORDS	RPI 51-100	RPI 101-150	RPI 150+				
11- 4	0- 1	0- 1	OVERALL	1- 1	1- 0	9- 1				
3- 2	0- 0	0- 1	HOME	1- 0	0- 0	2- 1				
4- 2	0- 1	0- 0	AWAY	0- 1	1- 0	3- 0				
4- 0	0- 0	0- 0	NEUTRAL	0- 0	0- 0	4- 0				
7- 3	0- 1	0- 0	NON-CONFERENCE	0- 1	0- 0	7- 1				
1- 1	0- 0	0- 0	HOME	0- 0	0- 0	1- 1				
2- 2	0- 1	0- 0	AWAY	0- 1	0- 0	2- 0				
4- 0	0- 0	0- 0	NEUTRAL	0- 0	0- 0	4- 0				
4- 1	0- 0	0- 1	CONFERENCE	1- 0	1- 0	2- 0				
2- 1	0- 0	0- 1	HOME	1- 0	0- 0	1- 0				
2- 0	0- 0	0- 0	AWAY	0- 0	1- 0	1- 0				
0- 0	0- 0	0- 0	NEUTRAL	0- 0	0- 0	0- 0				

RPI	S	Opponent	Score	RPI	S	Opponent	Score	RPI	S	Opponent	Score	RPI	S	Opponent	Score	Team's RPI: 171
6	A	Iowa	81 86	34	H	FGCU	63 74	87	A	Iowa St.	72 80	107	A	Liberty	76 71	
								89	H	North Florida	54 51	160	H	Samford	63 79	
												216	H	Jacksonville	76 65	
												259	A	Lipscomb	84 72	
												265	N	UC Irvine	88 60	
												279	N	Alabama A&M	80 65	
												313	A	Alabama St.	81 60	
												324	N	SIUE	85 67	
												333	A	Tennessee St.	88 63	
												350	N	South Carolina St.	99 46	
												351	H	Mississippi Val.	86 60	
LAST 10 Division I																
34	H	FGCU	63 74	87	A	Iowa St.	72 80	350	N	South Carolina St.	99 46	324	N	SIUE	85 67	
107	A	Liberty	76 71	350	N	South Carolina St.	99 46	324	N	SIUE	85 67	313	A	Alabama St.	81 60	
259	A	Lipscomb	84 72	324	N	SIUE	85 67	313	A	Alabama St.	81 60	265	N	UC Irvine	88 60	
216	H	Jacksonville	76 65	313	A	Alabama St.	81 60	265	N	UC Irvine	88 60					
89	H	North Florida	54 51	265	N	UC Irvine	88 60									

Non-Div I Games: Virginia-Lynchburg 128 26 Oakwood 120 38

North Ala.

Average RPI Win:	216	WON-LOST	WINNING	LAST 10	STRENGTH OF	OPP. STRENGTH	TEAM	ADJ.	CONF.	ADJ CONF.
Average RPI Loss:	136	RECORD	PCT. RANK	GAMES	SCHEDULE	OF SCHEDULE	RPI	RPI	RPI	RPI
DIV. I ONLY	9- 8	161	5-5	157	191	172	172	9	9	
DIV. I NON-CONF.	9- 4	84	5-1	241	284	143	143	8	8	
TOTALS	RPI 1-25	RPI 26-50	W-L RECORDS	RPI 51-100	RPI 101-150	RPI 150+				
9- 8	0- 1	0- 1	OVERALL	1- 0	0- 4	8- 2				
5- 4	0- 1	0- 0	HOME	0- 0	0- 2	5- 1				
3- 3	0- 0	0- 0	AWAY	1- 0	0- 2	2- 1				
1- 1	0- 0	0- 1	NEUTRAL	0- 0	0- 0	1- 0				
9- 4	0- 0	0- 1	NON-CONFERENCE	1- 0	0- 1	8- 2				
5- 2	0- 0	0- 0	HOME	0- 0	0- 1	5- 1				
3- 1	0- 0	0- 0	AWAY	1- 0	0- 0	2- 1				
1- 1	0- 0	0- 1	NEUTRAL	0- 0	0- 0	1- 0				
0- 4	0- 1	0- 0	CONFERENCE	0- 0	0- 3	0- 0				
0- 2	0- 1	0- 0	HOME	0- 0	0- 1	0- 0				
0- 2	0- 0	0- 0	AWAY	0- 0	0- 2	0- 0				
0- 0	0- 0	0- 0	NEUTRAL	0- 0	0- 0	0- 0				

RPI	S	Opponent	Score	RPI	S	Opponent	Score	RPI	S	Opponent	Score	RPI	S	Opponent	Score	Team's RPI: 172
3	H	UConn	56 68	33	N	LSU	58 89	68	A	Southern Ill.	70 66	123	H	Cincinnati	66 73	
												128	A	Tulane	55 59	
												143	H	George Washington	63 64	
												146	A	Houston	65 75	
												156	H	UAB	77 52	
												164	A	Toledo	83 76	
												167	N	Kansas St.	72 68	
												203	A	Little Rock	68 50	
												235	H	Arkansas St.	78 50	
												253	H	Eastern Ky.	60 63	
												261	A	Louisiana Tech	74 83	
												279	H	Alabama A&M	79 71	
												321	H	Alcorn	57 51	
												351	H	Mississippi Val.	91 54	
LAST 10 Division I																
3	H	UConn	56 68	351	H	Mississippi Val.	91 54									
128	A	Tulane	55 59	203	A	Little Rock	68 50									
123	H	Cincinnati	66 73	235	H	Arkansas St.	78 50									
146	A	Houston	65 75	156	H	UAB	77 52									
279	H	Alabama A&M	79 71	33	N	LSU	58 89									

Non-Div I Games:

Memphis

■ Loss, 
 ■ Non-Conf, 
 ■ S Site, 
 ■ H Home 
 ■ A Away 
 N Neutral

Average RPI Win:	226	WON-LOST	WINNING	LAST 10	STRENGTH OF	OPP. STRENGTH	TEAM	ADJ.	CONF.	ADJ CONF.
Average RPI Loss:	168	RECORD	PCT. RANK	GAMES	SCHEDULE	OF SCHEDULE	RPI	RPI	RPI	RPI
DIV. I ONLY	9- 7	142	6-4	225	241	173	173	21	21	
DIV. I NON-CONF.	5- 4	140	2-1	216	273	158	158	17	17	
TOTALS	RPI 1-25	RPI 26-50	W-L RECORDS	RPI 51-100	RPI 101-150	RPI 150+				
9- 7	0- 0	0- 0	OVERALL	0- 2	2- 1	7- 4				
5- 2	0- 0	0- 0	HOME	0- 1	1- 1	4- 0				
4- 4	0- 0	0- 0	AWAY	0- 1	1- 0	3- 3				
0- 1	0- 0	0- 0	NEUTRAL	0- 0	0- 0	0- 1				
5- 4	0- 0	0- 0	NON-CONFERENCE	0- 2	1- 0	4- 2				
2- 1	0- 0	0- 0	HOME	0- 1	0- 0	2- 0				
3- 2	0- 0	0- 0	AWAY	0- 1	1- 0	2- 1				
0- 1	0- 0	0- 0	NEUTRAL	0- 0	0- 0	0- 1				
4- 3	0- 0	0- 0	CONFERENCE	0- 0	1- 1	3- 2				
3- 1	0- 0	0- 0	HOME	0- 0	1- 1	2- 0				
1- 2	0- 0	0- 0	AWAY	0- 0	0- 0	1- 2				
0- 0	0- 0	0- 0	NEUTRAL	0- 0	0- 0	0- 0				

RPI 1-25			RPI 26-50			RPI 51-100			RPI 101+			Team's RPI: 173
RPI	S	Opponent	Score	RPI	S	Opponent	Score	RPI	S	Opponent	Score	
						73 H Tennessee	61 88	115 H Montana St.			62 73	
						97 A Boise St.	57 82	118 H Idaho			74 53	
								127 A Portland			77 71	
								168 H Montana			78 65	
								195 A Southern Utah			58 71	
								200 A Northern Colo.			58 77	
								224 A UC Davis			76 70	
								228 A UMKC			69 87	
								265 A UC Irvine			70 61	
								265 N UC Irvine			75 83	
								274 H Grand Canyon			69 46	
								278 A Idaho St.			69 64	
								288 H Nevada			80 75	
								289 H Eastern Wash.			75 58	
LAST 10 Division I												
278 A		Idaho St.	69 64	195 A		Southern Utah	58 71					
168 H		Montana	78 65	200 A		Northern Colo.	58 77					
115 H		Montana St.	62 73	73 H		Tennessee	61 88					
289 H		Eastern Wash.	75 58	127 A		Portland	77 71					
118 H		Idaho	74 53	274 H		Grand Canyon	69 46					

Non-Div I Games: Multnomah 104 48

Portland St.

Average RPI Win:	235	WON-LOST	WINNING	LAST 10	STRENGTH OF	OPP. STRENGTH	TEAM	ADJ.	CONF.	ADJ CONF.
Average RPI Loss:	110	RECORD	PCT. RANK	GAMES	SCHEDULE	OF SCHEDULE	RPI	RPI	RPI	RPI
DIV. I ONLY	7- 8	196	6-4	170	218	174	174	10	10	
DIV. I NON-CONF.	4- 6	212	3-2	231	271	232	232	10	10	
TOTALS	RPI 1-25	RPI 26-50	W-L RECORDS	RPI 51-100	RPI 101-150	RPI 150+				
7- 8	0- 0	0- 0	OVERALL	1- 5	0- 1	6- 2				
4- 2	0- 0	0- 0	HOME	0- 2	0- 0	4- 0				
3- 6	0- 0	0- 0	AWAY	1- 3	0- 1	2- 2				
0- 0	0- 0	0- 0	NEUTRAL	0- 0	0- 0	0- 0				
4- 6	0- 0	0- 0	NON-CONFERENCE	0- 3	0- 1	4- 2				
2- 2	0- 0	0- 0	HOME	0- 2	0- 0	2- 0				
2- 4	0- 0	0- 0	AWAY	0- 1	0- 1	2- 2				
0- 0	0- 0	0- 0	NEUTRAL	0- 0	0- 0	0- 0				
3- 2	0- 0	0- 0	CONFERENCE	1- 2	0- 0	2- 0				
2- 0	0- 0	0- 0	HOME	0- 0	0- 0	2- 0				
1- 2	0- 0	0- 0	AWAY	1- 2	0- 0	0- 0				
0- 0	0- 0	0- 0	NEUTRAL	0- 0	0- 0	0- 0				

RPI 1-25			RPI 26-50			RPI 51-100			RPI 101+			Team's RPI: 174
RPI	S	Opponent	Score	RPI	S	Opponent	Score	RPI	S	Opponent	Score	
						57	H Michigan	38 57	148	A Wichita St.	52 63	
						68	H Southern Ill.	54 85	161	A Youngstown St.	77 79	
						75	A Ball St.	54 59	166	H Southeast Mo. St.	69 64	
						78	A Buffalo	63 66	189	H Miami (OH)	80 53	
						98	A Michigan St.	50 85	196	A Binghamton	67 78	
						99	A Kent St.	74 69	211	H Bowling Green	78 61	
									312	A Detroit Mercy	84 70	
									329	H Purdue Fort Wayne	64 40	
									338	A UIC	68 59	
LAST 10 Division I												
78	A	Buffalo	63 66	312	A	Detroit Mercy	84 70					
189	H	Miami (OH)	80 53	338	A	UIC	68 59					
75	A	Ball St.	54 59	329	H	Purdue Fort Wayne	64 40					
99	A	Kent St.	74 69	148	A	Wichita St.	52 63					
211	H	Bowling Green	78 61	196	A	Binghamton	67 78					

Non-Div I Games: Olivet 95 38

Eastern Mich.

Average RPI Win:	230	WON-LOST	WINNING	LAST 10	STRENGTH OF	OPP. STRENGTH	TEAM	ADJ.	CONF.	ADJ CONF.
Average RPI Loss:	150	RECORD	PCT. RANK	GAMES	SCHEDULE	OF SCHEDULE	RPI	RPI	RPI	RPI
DIV. I ONLY	10- 7	125	7-3	220	262	175	175	27	27	
DIV. I NON-CONF.	4- 5	195	1-1	119	113	149	149	27	27	
TOTALS	RPI 1-25	RPI 26-50	W-L RECORDS	RPI 51-100	RPI 101-150	RPI 150+				
10- 7	0- 0	0- 1	OVERALL	1- 0	1- 3	8- 3				
4- 4	0- 0	0- 0	HOME	0- 0	0- 2	4- 2				
4- 3	0- 0	0- 1	AWAY	1- 0	0- 1	3- 1				
2- 0	0- 0	0- 0	NEUTRAL	0- 0	1- 0	1- 0				
4- 5	0- 0	0- 1	NON-CONFERENCE	1- 0	1- 2	2- 2				
0- 3	0- 0	0- 0	HOME	0- 0	0- 1	0- 2				
2- 2	0- 0	0- 1	AWAY	1- 0	0- 1	1- 0				
2- 0	0- 0	0- 0	NEUTRAL	0- 0	1- 0	1- 0				
6- 2	0- 0	0- 0	CONFERENCE	0- 0	0- 1	6- 1				
4- 1	0- 0	0- 0	HOME	0- 0	0- 1	4- 0				
2- 1	0- 0	0- 0	AWAY	0- 0	0- 0	2- 1				
0- 0	0- 0	0- 0	NEUTRAL	0- 0	0- 0	0- 0				

RPI S	Opponent	Score	RPI S	Opponent	Score	RPI S	Opponent	Score	RPI S	Opponent	Score	Team's RPI: 175
40	A Old Dominion	38 75	70	A Alabama	64 61	107	H Liberty	59 83	126	H Campbell	31 68	
						132	N Richmond	69 65	149	A Furman	65 70	
						170	H Norfolk St.	56 77	191	H Fla. Atlantic	63 64	
						201	A Chattanooga	84 55	213	N Mt. St. Mary's	68 60	
						231	H UNC Asheville	68 59	241	H Gardner-Webb	63 58	
						255	H Radford	51 48	264	A Winthrop	66 72	
						293	A Presbyterian	71 42	332	H USC Upstate	60 40	
						335	A Charleston So.	64 59				
LAST 10 Division I												
335	A Charleston So.	64 59	241	H Gardner-Webb	63 58							
332	H USC Upstate	60 40	231	H UNC Asheville	68 59							
126	H Campbell	31 68	264	A Winthrop	66 72							
255	H Radford	51 48	132	N Richmond	69 65							
293	A Presbyterian	71 42	40	A Old Dominion	38 75							

Non-Div I Games:

Hampton

■ Loss, 
 ■ Non-Conf, 
 ■ S Site, 
 ■ H Home 
 ■ A Away 
 N Neutral

Average RPI Win:	206	WON-LOST	WINNING	LAST 10	STRENGTH OF	OPP. STRENGTH	TEAM	ADJ.	CONF.	ADJ CONF.
Average RPI Loss:	99	RECORD	PCT. RANK	GAMES	SCHEDULE	OF SCHEDULE	RPI	RPI	RPI	RPI
DIV. I ONLY	8- 10	204	3-7	122	85	176	176	19	19	
DIV. I NON-CONF.	5- 7	205	0-4	54	28	117	117	18	18	
TOTALS	RPI 1-25	RPI 26-50	W-L RECORDS	RPI 51-100	RPI 101-150	RPI 150+				
8- 10	0- 2	1- 2	OVERALL	1- 3	0- 1	6- 2				
3- 6	0- 1	0- 2	HOME	0- 2	0- 1	3- 0				
3- 3	0- 0	1- 0	AWAY	0- 1	0- 0	2- 2				
2- 1	0- 1	0- 0	NEUTRAL	1- 0	0- 0	1- 0				
5- 7	0- 2	1- 2	NON-CONFERENCE	1- 2	0- 0	3- 1				
1- 4	0- 1	0- 2	HOME	0- 1	0- 0	1- 0				
2- 2	0- 0	1- 0	AWAY	0- 1	0- 0	1- 1				
2- 1	0- 1	0- 0	NEUTRAL	1- 0	0- 0	1- 0				
3- 3	0- 0	0- 0	CONFERENCE	0- 1	0- 1	3- 1				
2- 2	0- 0	0- 0	HOME	0- 1	0- 1	2- 0				
1- 1	0- 0	0- 0	AWAY	0- 0	0- 0	1- 1				
0- 0	0- 0	0- 0	NEUTRAL	0- 0	0- 0	0- 0				

RPI S	Opponent	Score	RPI S	Opponent	Score	RPI S	Opponent	Score	RPI S	Opponent	Score	Team's RPI: 176
14 H	DePaul	65 76	26 A	Central Mich.	111 105	54 H	IUPUI	42 54	137 H	Wright St.	58 70	
15 N	Mississippi St.	58 83	37 H	Marquette	47 60	79 A	Marist	60 72	158 H	Missouri	72 64	
			48 H	South Dakota	60 66	82 H	South Dakota St.	55 60	211 N	Bowling Green	73 54	
						91 N	Syracuse	79 73	227 H	Northern Ky.	65 44	
									252 A	Maine	60 61	
									269 A	Oakland	88 93	
									280 H	Milwaukee	61 48	
									312 A	Detroit Mercy	65 48	
									346 A	Chicago St.	102 46	
LAST 10 Division I												
54 H	IUPUI	42 54	227 H	Northern Ky.	65 44							
312 A	Detroit Mercy	65 48	82 H	South Dakota St.	55 60							
269 A	Oakland	88 93	79 A	Marist	60 72							
280 H	Milwaukee	61 48	252 A	Maine	60 61							
137 H	Wright St.	58 70	14 H	DePaul	65 76							

Non-Div I Games:

Green Bay

■ Loss, 
■ Non-Conf, S Site, 
■ Home 
■ Away 
N Neutral



Average RPI Win:	265	WON-LOST	WINNING	LAST 10	STRENGTH OF	OPP. STRENGTH	TEAM	ADJ.	CONF.	ADJ CONF.
Average RPI Loss:	124	RECORD	PCT. RANK	GAMES	SCHEDULE	OF SCHEDULE	RPI	RPI	RPI	RPI
DIV. I ONLY	9- 5	98	6-4	247	244	177	177	13	13	
DIV. I NON-CONF.	6- 3	90	3-2	285	220	175	175	13	13	
TOTALS	RPI 1-25	RPI 26-50	W-L RECORDS	RPI 51-100	RPI 101-150	RPI 150+				
9- 5	0- 1	0- 0	OVERALL	0- 0	1- 3	8- 1				
7- 2	0- 0	0- 0	HOME	0- 0	1- 1	6- 1				
2- 3	0- 1	0- 0	AWAY	0- 0	0- 2	2- 0				
0- 0	0- 0	0- 0	NEUTRAL	0- 0	0- 0	0- 0				
6- 3	0- 1	0- 0	NON-CONFERENCE	0- 0	1- 2	5- 0				
5- 1	0- 0	0- 0	HOME	0- 0	1- 1	4- 0				
1- 2	0- 1	0- 0	AWAY	0- 0	0- 1	1- 0				
0- 0	0- 0	0- 0	NEUTRAL	0- 0	0- 0	0- 0				
3- 2	0- 0	0- 0	CONFERENCE	0- 0	0- 1	3- 1				
2- 1	0- 0	0- 0	HOME	0- 0	0- 0	2- 1				
1- 1	0- 0	0- 0	AWAY	0- 0	0- 1	1- 0				
0- 0	0- 0	0- 0	NEUTRAL	0- 0	0- 0	0- 0				

RPI 1-25				RPI 26-50				RPI 51-100				RPI 101+ Team's RPI: 177			
RPI	S	Opponent	Score	RPI	S	Opponent	Score	RPI	S	Opponent	Score	RPI	S	Opponent	Score
15	A	Mississippi St.	58 91									122	A	Rice	64 75
												128	H	Tulane	58 62
												134	H	VCU	51 39
												146	A	Houston	60 75
												208	H	UTEP	72 89
												238	H	South Alabama	62 55
												249	A	North Texas	65 57
												250	H	Southeastern La.	62 54
												260	H	Ole Miss	59 53
												261	H	Louisiana Tech	66 60
												295	H	UTSA	82 65
												347	A	La.-Monroe	57 42
												351	H	Mississippi Val.	84 80
LAST 10 Division I															
122	A	Rice	64 75	146	A	Houston	60 75								
249	A	North Texas	65 57	238	H	South Alabama	62 55								
295	H	UTSA	82 65	128	H	Tulane	58 62								
208	H	UTEP	72 89	134	H	VCU	51 39								
261	H	Louisiana Tech	66 60	351	H	Mississippi Val.	84 80								

Non-Div I Games: Faulkner 71 59 William Carey 77 47

Southern Miss.

Loss, Non-Conf, S Site, H Home A Away N Neutral

Average RPI Win:	266	WON-LOST	WINNING	LAST 10	STRENGTH OF	OPP. STRENGTH	TEAM	ADJ.	CONF.	ADJ CONF.
Average RPI Loss:	158	RECORD	PCT. RANK	GAMES	SCHEDULE	OF SCHEDULE	RPI	RPI	RPI	RPI
DIV. I ONLY	8- 6	138	6-4	271	250	178	178	25	25	
DIV. I NON-CONF.	3- 4	201	1-2	278	174	197	197	23	23	
TOTALS	RPI 1-25	RPI 26-50	W-L RECORDS	RPI 51-100	RPI 101-150	RPI 150+				
8- 6	0- 2	0- 0	OVERALL	0- 0	1- 1	7- 3				
4- 1	0- 0	0- 0	HOME	0- 0	0- 1	4- 0				
3- 5	0- 2	0- 0	AWAY	0- 0	1- 0	2- 3				
1- 0	0- 0	0- 0	NEUTRAL	0- 0	0- 0	1- 0				
3- 4	0- 2	0- 0	NON-CONFERENCE	0- 0	0- 0	3- 2				
1- 0	0- 0	0- 0	HOME	0- 0	0- 0	1- 0				
1- 4	0- 2	0- 0	AWAY	0- 0	0- 0	1- 2				
1- 0	0- 0	0- 0	NEUTRAL	0- 0	0- 0	1- 0				
5- 2	0- 0	0- 0	CONFERENCE	0- 0	1- 1	4- 1				
3- 1	0- 0	0- 0	HOME	0- 0	0- 1	3- 0				
2- 1	0- 0	0- 0	AWAY	0- 0	1- 0	1- 1				
0- 0	0- 0	0- 0	NEUTRAL	0- 0	0- 0	0- 0				

RPI 1-25				RPI 26-50				RPI 51-100				RPI 101+ Team's RPI: 178			
RPI	S	Opponent	Score	RPI	S	Opponent	Score	RPI	S	Opponent	Score	RPI	S	Opponent	Score
4	A	Missouri St.	51 79									114	A	Abilene Christian	70 58
17	A	Texas A&M	48 85									147	H	SFA	44 66
												193	H	Lamar University	49 39
												221	H	Central Ark.	67 47
												238	A	South Alabama	82 83
												250	A	Southeastern La.	44 48
												294	A	Texas St.	48 57
												298	N	Prairie View	64 52
												304	H	Nicholls St.	55 49
												326	A	UTRGV	59 54
												326	H	UTRGV	61 50
												345	A	Northwestern St.	72 59
LAST 10 Division I															
193	H	Lamar University	49 39	17	A	Texas A&M	48 85	221	H	Central Ark.	67 47				
114	A	Abilene Christian	70 58					304	H	Nicholls St.	55 49				
147	H	SFA	44 66					326	A	UTRGV	59 54				
250	A	Southeastern La.	44 48					294	A	Texas St.	48 57				
345	A	Northwestern St.	72 59												

Non-Div I Games: UNKNOWN 75 55 Huston-Tillotson 63 49 Texas Wesleyan 90 52

Average RPI Win:	262	WON-LOST	WINNING	LAST 10	STRENGTH OF	OPP. STRENGTH	TEAM	ADJ.	CONF.	ADJ CONF.
Average RPI Loss:	96	RECORD	PCT. RANK	GAMES	SCHEDULE	OF SCHEDULE	RPI	RPI	RPI	RPI
DIV. I ONLY	12- 4	50	6-4	318	225	179	179	3	3	
DIV. I NON-CONF.	11- 0	1	5-0	350	340	163	163	4	4	
TOTALS	RPI 1-25	RPI 26-50	W-L RECORDS	RPI 51-100	RPI 101-150	RPI 150+				
12- 4	0- 0	1- 0	OVERALL	0- 3	1- 0	10- 1				
9- 2	0- 0	0- 0	HOME	0- 1	1- 0	8- 1				
2- 2	0- 0	1- 0	AWAY	0- 2	0- 0	1- 0				
1- 0	0- 0	0- 0	NEUTRAL	0- 0	0- 0	1- 0				
11- 0	0- 0	0- 0	NON-CONFERENCE	0- 0	1- 0	10- 0				
9- 0	0- 0	0- 0	HOME	0- 0	1- 0	8- 0				
1- 0	0- 0	0- 0	AWAY	0- 0	0- 0	1- 0				
1- 0	0- 0	0- 0	NEUTRAL	0- 0	0- 0	1- 0				
1- 4	0- 0	1- 0	CONFERENCE	0- 3	0- 0	0- 1				
0- 2	0- 0	0- 0	HOME	0- 1	0- 0	0- 1				
1- 2	0- 0	1- 0	AWAY	0- 2	0- 0	0- 0				
0- 0	0- 0	0- 0	NEUTRAL	0- 0	0- 0	0- 0				

RPI 1-25				RPI 26-50				RPI 51-100				RPI 101+				Team's RPI: 179	
RPI	S	Opponent	Score	RPI	S	Opponent	Score	RPI	S	Opponent	Score	RPI	S	Opponent	Score		
				30	A	TCU	80 76	61	A	Texas	66 92	144	H	Sam Houston St.	99 57		
								67	A	Kansas	50 67	153	A	San Diego	64 60		
								87	H	Iowa St.	66 96	167	H	Kansas St.	72 76		
												260	H	Ole Miss	84 48		
												291	H	Ark.-Pine Bluff	81 55		
												295	H	UTSA	115 58		
												298	H	Prairie View	82 48		
												300	H	Houston Baptist	59 51		
												329	N	Purdue Fort Wayne	82 48		
												345	H	Northwestern St.	79 49		
												347	H	La.-Monroe	83 38		
												349	H	Florida A&M	98 60		
LAST 10 Division I																	
				67	A	Kansas	50 67	295	H	UTSA	115 58						
				61	A	Texas	66 92	347	H	La.-Monroe	83 38						
				167	H	Kansas St.	72 76	291	H	Ark.-Pine Bluff	81 55						
				30	A	TCU	80 76	298	H	Prairie View	82 48						
				87	H	Iowa St.	66 96	300	H	Houston Baptist	59 51						

Non-Div I Games:

Texas Tech

■ Loss, 
 ■ Non-Conf, 
 ■ S Site, 
 ■ H Home 
 ■ A Away 
 N Neutral

Average RPI Win:	248	WON-LOST	WINNING	LAST 10	STRENGTH OF	OPP. STRENGTH	TEAM	ADJ.	CONF.	ADJ CONF.
Average RPI Loss:	154	RECORD	PCT. RANK	GAMES	SCHEDULE	OF SCHEDULE	RPI	RPI	RPI	RPI
DIV. I ONLY	8- 7	155	6-4	192	331	180	180	29	29	
DIV. I NON-CONF.	5- 4	140	3-1	78	322	104	104	30	30	
TOTALS	RPI 1-25	RPI 26-50	W-L RECORDS	RPI 51-100	RPI 101-150	RPI 150+				
8- 7	0- 0	0- 0	OVERALL	0- 0	1- 5	7- 2				
5- 2	0- 0	0- 0	HOME	0- 0	0- 2	5- 0				
3- 5	0- 0	0- 0	AWAY	0- 0	1- 3	2- 2				
0- 0	0- 0	0- 0	NEUTRAL	0- 0	0- 0	0- 0				
5- 4	0- 0	0- 0	NON-CONFERENCE	0- 0	1- 3	4- 1				
3- 1	0- 0	0- 0	HOME	0- 0	0- 1	3- 0				
2- 3	0- 0	0- 0	AWAY	0- 0	1- 2	1- 1				
0- 0	0- 0	0- 0	NEUTRAL	0- 0	0- 0	0- 0				
3- 3	0- 0	0- 0	CONFERENCE	0- 0	0- 2	3- 1				
2- 1	0- 0	0- 0	HOME	0- 0	0- 1	2- 0				
1- 2	0- 0	0- 0	AWAY	0- 0	0- 1	1- 1				
0- 0	0- 0	0- 0	NEUTRAL	0- 0	0- 0	0- 0				

RPI 1-25			RPI 26-50			RPI 51-100			RPI 101+			Team's RPI: 180
RPI	S	Opponent	Score	RPI	S	Opponent	Score	RPI	S	Opponent	Score	
								105	H	Lehigh	68	72
								119	A	Massachusetts	79	64
								129	A	Illinois	72	75
								135	A	Holy Cross	42	68
								138	A	Robert Morris	50	72
								138	H	Robert Morris	62	68
								157	A	Dartmouth	52	57
								213	H	Mt. St. Mary's	76	55
								226	H	UMass Lowell	73	50
								229	A	Brown	72	57
								251	H	Vermont	78	53
								277	A	Sacred Heart	60	63
								284	H	New Hampshire	64	54
								318	H	Bryant	78	66
								344	A	Central Conn. St.	65	56
LAST 10 Division I												
								138	A	Robert Morris	50	72
								277	A	Sacred Heart	60	63
								213	H	Mt. St. Mary's	76	55
								251	H	Vermont	78	53
								344	A	Central Conn. St.	65	56
								226	H	UMass Lowell	73	50
								129	A	Illinois	72	75
								229	A	Brown	72	57
								138	H	Robert Morris	62	68

Non-Div I Games: Eastern Nazarene 82 50 Fisher 81 42

Merrimack

■ Loss, 
 ■ Non-Conf, 
 ■ S Site, 
 ■ H Home 
 ■ A Away 
 N Neutral

Average RPI Win:	225	WON-LOST	WINNING	LAST 10	STRENGTH OF	OPP. STRENGTH	TEAM	ADJ.	CONF.	ADJ CONF.
Average RPI Loss:	127	RECORD	PCT. RANK	GAMES	SCHEDULE	OF SCHEDULE	RPI	RPI	RPI	RPI
DIV. I ONLY	10- 9	171	4-6	169	171	181	181	17	17	
DIV. I NON-CONF.	8- 4	90	2-3	173	121	118	118	24	24	
TOTALS	RPI 1-25	RPI 26-50	W-L RECORDS	RPI 51-100	RPI 101-150	RPI 150+				
10- 9	0- 0	0- 2	OVERALL	0- 3	2- 0	8- 4				
6- 5	0- 0	0- 0	HOME	0- 1	2- 0	4- 4				
3- 3	0- 0	0- 1	AWAY	0- 2	0- 0	3- 0				
1- 1	0- 0	0- 1	NEUTRAL	0- 0	0- 0	1- 0				
8- 4	0- 0	0- 2	NON-CONFERENCE	0- 1	2- 0	6- 1				
5- 2	0- 0	0- 0	HOME	0- 1	2- 0	3- 1				
2- 1	0- 0	0- 1	AWAY	0- 0	0- 0	2- 0				
1- 1	0- 0	0- 1	NEUTRAL	0- 0	0- 0	1- 0				
2- 5	0- 0	0- 0	CONFERENCE	0- 2	0- 0	2- 3				
1- 3	0- 0	0- 0	HOME	0- 0	0- 0	1- 3				
1- 2	0- 0	0- 0	AWAY	0- 2	0- 0	1- 0				
0- 0	0- 0	0- 0	NEUTRAL	0- 0	0- 0	0- 0				

RPI 1-25				RPI 26-50				RPI 51-100				RPI 101+				Team's RPI: 181	
RPI	S	Opponent	Score	RPI	S	Opponent	Score	RPI	S	Opponent	Score	RPI	S	Opponent	Score		
				29	N	West Virginia	60 73	75	H	Ball St.	57 70	109	H	Providence	86 68		
				32	A	Arizona St.	47 84	94	A	Fresno St.	81 84	146	H	Houston	81 71		
								97	A	Boise St.	82 83	154	H	San Jose St.	80 81		
												158	N	Missouri	71 68		
												192	H	UNLV	51 68		
												208	A	UTEP	93 78		
												209	H	Northern Ariz.	83 76		
												220	H	Wyoming	66 73		
												236	H	UC Riverside	80 70		
												254	H	LMU (CA)	72 73		
												257	H	Colorado St.	73 62		
												310	A	New Mexico St.	86 67		
												310	H	New Mexico St.	107 53		
												311	A	Air Force	75 53		
LAST 10 Division I																	
				192	H	UNLV	51 68	75	H	Ball St.	57 70						
				257	H	Colorado St.	73 62	254	H	LMU (CA)	72 73						
				311	A	Air Force	75 53	109	H	Providence	86 68						
				94	A	Fresno St.	81 84	310	H	New Mexico St.	107 53						
				154	H	San Jose St.	80 81	32	A	Arizona St.	47 84						

Non-Div I Games: Northern N.M. 92 44

New Mexico

■ Loss, 
■ Non-Conf, S Site, 
■ Home 
■ Away 
N Neutral

Average RPI Win:	255	WON-LOST	WINNING	LAST 10	STRENGTH OF	OPP. STRENGTH	TEAM	ADJ.	CONF.	ADJ CONF.
Average RPI Loss:	72	RECORD	PCT. RANK	GAMES	SCHEDULE	OF SCHEDULE	RPI	RPI	RPI	RPI
DIV. I ONLY	6- 11	251	4-6	68	72	182	182	4	4	
DIV. I NON-CONF.	4- 7	225	2-2	133	150	221	221	3	3	
TOTALS	RPI 1-25	RPI 26-50	W-L RECORDS	RPI 51-100	RPI 101-150	RPI 150+				
6- 11	0- 5	0- 1	OVERALL	0- 2	2- 1	4- 2				
3- 6	0- 3	0- 0	HOME	0- 1	1- 1	2- 1				
2- 4	0- 1	0- 1	AWAY	0- 1	1- 0	1- 1				
1- 1	0- 1	0- 0	NEUTRAL	0- 0	0- 0	1- 0				
4- 7	0- 3	0- 0	NON-CONFERENCE	0- 1	1- 1	3- 2				
2- 4	0- 1	0- 0	HOME	0- 1	1- 1	1- 1				
1- 2	0- 1	0- 0	AWAY	0- 0	0- 0	1- 1				
1- 1	0- 1	0- 0	NEUTRAL	0- 0	0- 0	1- 0				
2- 4	0- 2	0- 1	CONFERENCE	0- 1	1- 0	1- 0				
1- 2	0- 2	0- 0	HOME	0- 0	0- 0	1- 0				
1- 2	0- 0	0- 1	AWAY	0- 1	1- 0	0- 0				
0- 0	0- 0	0- 0	NEUTRAL	0- 0	0- 0	0- 0				

RPI S	Opponent	Score	RPI S	Opponent	Score	RPI S	Opponent	Score	RPI S	Opponent	Score	Team's RPI: 182
1	H Louisville	50 75	27	A Georgia Tech	47 49	59	A Wake Forest	58 63	103	H N.C. A&T	74 82	
2	H South Carolina	48 84				70	H Alabama	54 67	125	A Notre Dame	71 55	
6	A Iowa	60 74							149	H Furman	77 71	
19	H Florida St.	64 81							206	A Penn St.	55 68	
20	N Maryland	44 63							275	H Navy	52 65	
									301	H Pittsburgh	75 67	
									313	H Alabama St.	76 43	
									321	N Alcorn	77 46	
									322	A Mercer	65 61	
LAST 10 Division I												
301	H Pittsburgh	75 67	103	H N.C. A&T	74 82							
27	A Georgia Tech	47 49	322	A Mercer	65 61							
59	A Wake Forest	58 63	19	H Florida St.	64 81							
1	H Louisville	50 75	6	A Iowa	60 74							
125	A Notre Dame	71 55	321	N Alcorn	77 46							

Non-Div I Games:

Clemson

■ Loss, 
 ■ Non-Conf, 
 ■ S Site, 
 ■ H Home 
 ■ A Away 
 N Neutral

## Saint Joseph's

Through Games Of Jan. 18, 2020

Average RPI Win:	175	WON-LOST	WINNING	LAST 10	STRENGTH OF	OPP. STRENGTH	TEAM	ADJ.	CONF.	ADJ CONF.
Average RPI Loss:	115	RECORD	PCT. RANK	GAMES	SCHEDULE	OF SCHEDULE	RPI	RPI	RPI	RPI
DIV. I ONLY	7- 10	219	4-6	70	152	183	183	12	12	
DIV. I NON-CONF.	6- 6	164	3-2	90	177	147	147	12	12	
TOTALS	RPI 1-25	RPI 26-50	W-L RECORDS	RPI 51-100	RPI 101-150	RPI 150+				
7- 10	0- 0	1- 0	OVERALL	0- 4	2- 5	4- 1				
5- 4	0- 0	1- 0	HOME	0- 2	1- 1	3- 1				
1- 4	0- 0	0- 0	AWAY	0- 1	0- 3	1- 0				
1- 2	0- 0	0- 0	NEUTRAL	0- 1	1- 1	0- 0				
6- 6	0- 0	1- 0	NON-CONFERENCE	0- 3	1- 3	4- 0				
4- 2	0- 0	1- 0	HOME	0- 1	0- 1	3- 0				
1- 2	0- 0	0- 0	AWAY	0- 1	0- 1	1- 0				
1- 2	0- 0	0- 0	NEUTRAL	0- 1	1- 1	0- 0				
1- 4	0- 0	0- 0	CONFERENCE	0- 1	1- 2	0- 1				
1- 2	0- 0	0- 0	HOME	0- 1	1- 0	0- 1				
0- 2	0- 0	0- 0	AWAY	0- 0	0- 2	0- 0				
0- 0	0- 0	0- 0	NEUTRAL	0- 0	0- 0	0- 0				

RPI 1-25				RPI 26-50				RPI 51-100				RPI 101+				Team's RPI: 183	
RPI	S	Opponent	Score	RPI	S	Opponent	Score	RPI	S	Opponent	Score	RPI	S	Opponent	Score		
				49	H	Temple	67 63	56	N	Seton Hall	39 55	119	A	Massachusetts	43 61		
								84	H	Drexel	52 62	121	H	Penn	45 55		
								86	A	Villanova	44 60	132	H	Richmond	67 56		
								100	H	Duquesne	51 58	134	A	VCU	40 47		
												139	A	Auburn	62 66		
												145	N	Harvard	63 39		
												149	N	Furman	48 63		
												152	A	Columbia	71 57		
												162	H	Rhode Island	47 49		
												197	H	American	72 51		
												275	H	Navy	49 40		
												277	H	Sacred Heart	71 44		
LAST 10 Division I																	
				100	H	Duquesne	51 58	275	H	Navy	49 40						
				162	H	Rhode Island	47 49	149	N	Furman	48 63						
				119	A	Massachusetts	43 61	145	N	Harvard	63 39						
				134	A	VCU	40 47	86	A	Villanova	44 60						
				132	H	Richmond	67 56	277	H	Sacred Heart	71 44						

Non-Div I Games:

Saint Joseph's

■ Loss, 
 ■ Non-Conf, 
 ■ S Site, 
 ■ H Home 
 ■ A Away 
 N Neutral

## Valparaiso

Through Games Of Jan. 18, 2020

Average RPI Win:	279	WON-LOST	WINNING	LAST 10	STRENGTH OF	OPP. STRENGTH	TEAM	ADJ.	CONF.	ADJ CONF.
Average RPI Loss:	59	RECORD	PCT. RANK	GAMES	SCHEDULE	OF SCHEDULE	RPI	RPI	RPI	RPI
DIV. I ONLY	10- 6	102	7-3	302	123	184	184	7	7	
DIV. I NON-CONF.	8- 3	68	5-0	323	213	142	142	7	7	
TOTALS	RPI 1-25	RPI 26-50	W-L RECORDS	RPI 51-100	RPI 101-150	RPI 150+				
10- 6	0- 2	0- 1	OVERALL	0- 2	0- 0	10- 1				
4- 3	0- 1	0- 0	HOME	0- 2	0- 0	4- 0				
6- 2	0- 1	0- 0	AWAY	0- 0	0- 0	6- 1				
0- 1	0- 0	0- 1	NEUTRAL	0- 0	0- 0	0- 0				
8- 3	0- 1	0- 1	NON-CONFERENCE	0- 0	0- 0	8- 1				
4- 0	0- 0	0- 0	HOME	0- 0	0- 0	4- 0				
4- 2	0- 1	0- 0	AWAY	0- 0	0- 0	4- 1				
0- 1	0- 0	0- 1	NEUTRAL	0- 0	0- 0	0- 0				
2- 3	0- 1	0- 0	CONFERENCE	0- 2	0- 0	2- 0				
0- 3	0- 1	0- 0	HOME	0- 2	0- 0	0- 0				
2- 0	0- 0	0- 0	AWAY	0- 0	0- 0	2- 0				
0- 0	0- 0	0- 0	NEUTRAL	0- 0	0- 0	0- 0				

RPI S	Opponent	Score	RPI S	Opponent	Score	RPI S	Opponent	Score	RPI S	Opponent	Score	Team's RPI: 184
4	H Missouri St.	68 81	36	N Ohio St.	38 89	68	H Southern Ill.	51 67	159	A North Dakota	63 65	
13	A Northwestern	48 69				71	H Illinois St.	60 72	164	A Toledo	61 54	
									211	H Bowling Green	95 90	
									246	A Eastern Ill.	78 66	
									266	H Morehead St.	55 53	
									271	A Indiana St.	75 56	
									305	A North Dakota St.	66 54	
									312	A Detroit Mercy	77 58	
									327	A Evansville	88 66	
									338	H UIC	63 37	
									346	H Chicago St.	95 49	
LAST 10 Division I												
71	H Illinois St.	60 72	246	A Eastern Ill.	78 66							
327	A Evansville	88 66	346	H Chicago St.	95 49							
271	A Indiana St.	75 56	266	H Morehead St.	55 53							
4	H Missouri St.	68 81	338	H UIC	63 37							
68	H Southern Ill.	51 67	312	A Detroit Mercy	77 58							

Non-Div I Games:

Valparaiso

■ Loss, 
■ Non-Conf, 
■ S Site, 
■ H Home 
■ A Away 
N Neutral



## Bethune-Cookman

Through Games Of Jan. 18, 2020

Average RPI Win:	285	WON-LOST	WINNING	LAST 10	STRENGTH OF	OPP. STRENGTH	TEAM	ADJ.	CONF.	ADJ CONF.
Average RPI Loss:	95	RECORD	PCT. RANK	GAMES	SCHEDULE	OF SCHEDULE	RPI	RPI	RPI	RPI
DIV. I ONLY	10- 5	78	6-4	321	216	185	185	30	30	
DIV. I NON-CONF.	6- 4	122	2-3	287	146	169	169	31	31	
TOTALS	RPI 1-25	RPI 26-50	W-L RECORDS	RPI 51-100	RPI 101-150	RPI 150+				
10- 5	0- 0	0- 1	OVERALL	0- 2	0- 1	10- 1				
4- 2	0- 0	0- 1	HOME	0- 1	0- 0	4- 0				
5- 3	0- 0	0- 0	AWAY	0- 1	0- 1	5- 1				
1- 0	0- 0	0- 0	NEUTRAL	0- 0	0- 0	1- 0				
6- 4	0- 0	0- 1	NON-CONFERENCE	0- 2	0- 1	6- 0				
1- 2	0- 0	0- 1	HOME	0- 1	0- 0	1- 0				
4- 2	0- 0	0- 0	AWAY	0- 1	0- 1	4- 0				
1- 0	0- 0	0- 0	NEUTRAL	0- 0	0- 0	1- 0				
4- 1	0- 0	0- 0	CONFERENCE	0- 0	0- 0	4- 1				
3- 0	0- 0	0- 0	HOME	0- 0	0- 0	3- 0				
1- 1	0- 0	0- 0	AWAY	0- 0	0- 0	1- 1				
0- 0	0- 0	0- 0	NEUTRAL	0- 0	0- 0	0- 0				

RPI 1-25				RPI 26-50				RPI 51-100				RPI 101+ Team's RPI: 185			
RPI	S	Opponent	Score	RPI	S	Opponent	Score	RPI	S	Opponent	Score	RPI	S	Opponent	Score
				26	H	Central Mich.	67 92	69	H	Troy	62 68	139	A	Auburn	56 74
								70	A	Alabama	49 60	170	A	Norfolk St.	51 61
												216	A	Jacksonville	53 52
												232	A	Stetson	59 55
												233	A	Howard	75 59
												273	N	Appalachian St.	61 44
												290	H	Morgan St.	74 65
												292	H	Ga. Southern	75 57
												308	A	FIU	65 60
												323	H	N.C. Central	73 52
												335	A	Charleston So.	81 41
												343	H	Coppin St.	82 51
LAST 10 Division I															
				323	H	N.C. Central	73 52	26	H	Central Mich.	67 92				
				290	H	Morgan St.	74 65	232	A	Stetson	59 55				
				343	H	Coppin St.	82 51	273	N	Appalachian St.	61 44				
				233	A	Howard	75 59	70	A	Alabama	49 60				
				170	A	Norfolk St.	51 61	139	A	Auburn	56 74				

Non-Div I Games: Edward Waters 79 46 Palm Beach Atl. 68 45

Bethune-Cookman

Loss, Non-Conf, S Site, H Home A Away N Neutral

Average RPI Win:	191	WON-LOST	WINNING	LAST 10	STRENGTH OF	OPP. STRENGTH	TEAM	ADJ.	CONF.	ADJ CONF.
Average RPI Loss:	122	RECORD	PCT. RANK	GAMES	SCHEDULE	OF SCHEDULE	RPI	RPI	RPI	RPI
DIV. I ONLY	6- 8	217	5-5	94	107	186	186	14	14	
DIV. I NON-CONF.	4- 6	212	3-3	170	46	219	219	14	14	
TOTALS	RPI 1-25	RPI 26-50	W-L RECORDS	RPI 51-100	RPI 101-150	RPI 150+				
6- 8	0- 2	1- 1	OVERALL	0- 0	0- 1	5- 4				
4- 4	0- 0	1- 1	HOME	0- 0	0- 1	3- 2				
1- 3	0- 1	0- 0	AWAY	0- 0	0- 0	1- 2				
1- 1	0- 1	0- 0	NEUTRAL	0- 0	0- 0	1- 0				
4- 6	0- 2	0- 1	NON-CONFERENCE	0- 0	0- 0	4- 3				
3- 2	0- 0	0- 1	HOME	0- 0	0- 0	3- 1				
0- 3	0- 1	0- 0	AWAY	0- 0	0- 0	0- 2				
1- 1	0- 1	0- 0	NEUTRAL	0- 0	0- 0	1- 0				
2- 2	0- 0	1- 0	CONFERENCE	0- 0	0- 1	1- 1				
1- 2	0- 0	1- 0	HOME	0- 0	0- 1	0- 1				
1- 0	0- 0	0- 0	AWAY	0- 0	0- 0	1- 0				
0- 0	0- 0	0- 0	NEUTRAL	0- 0	0- 0	0- 0				

RPI 1-25				RPI 26-50				RPI 51-100				RPI 101+ Team's RPI: 186			
RPI	S	Opponent	Score	RPI	S	Opponent	Score	RPI	S	Opponent	Score	RPI	S	Opponent	Score
6	N	Iowa	72 100	43	H	James Madison	76 75					108	H	Elon	61 74
25	A	Rutgers	53 67	49	H	Temple	59 74					151	H	William & Mary	75 83
												153	A	San Diego	67 81
												197	H	American	63 60
												202	N	Iona	75 58
												206	H	Penn St.	67 73
												213	H	Mt. St. Mary's	73 57
												245	H	Marshall	59 56
												247	A	Col. of Charleston	79 62
												276	A	San Diego St.	72 80
LAST 10 Division I															
247	A	Col. of Charleston	79 62	25	A	Rutgers	53 67								
43	H	James Madison	76 75	49	H	Temple	59 74								
151	H	William & Mary	75 83	202	N	Iona	75 58								
108	H	Elon	61 74	6	N	Iowa	72 100								
245	H	Marshall	59 56	197	H	American	63 60								

Non-Div I Games: Chestnut Hill 86 49

Towson

Loss, Non-Conf, S Site, H Home A Away N Neutral

Average RPI Win:	207	WON-LOST	WINNING	LAST 10	STRENGTH OF	OPP. STRENGTH	TEAM	ADJ.	CONF.	ADJ CONF.
Average RPI Loss:	147	RECORD	PCT. RANK	GAMES	SCHEDULE	OF SCHEDULE	RPI	RPI	RPI	RPI
DIV. I ONLY	7- 9	205	4-6	105	201	187	187	26	26	
DIV. I NON-CONF.	5- 7	205	2-4	67	184	161	161	26	26	
TOTALS	RPI 1-25	RPI 26-50	W-L RECORDS	RPI 51-100	RPI 101-150	RPI 150+				
7- 9	0- 2	0- 0	OVERALL	2- 1	0- 2	5- 4				
5- 4	0- 1	0- 0	HOME	1- 1	0- 1	4- 1				
2- 5	0- 1	0- 0	AWAY	1- 0	0- 1	1- 3				
0- 0	0- 0	0- 0	NEUTRAL	0- 0	0- 0	0- 0				
5- 7	0- 2	0- 0	NON-CONFERENCE	2- 1	0- 2	3- 2				
3- 4	0- 1	0- 0	HOME	1- 1	0- 1	2- 1				
2- 3	0- 1	0- 0	AWAY	1- 0	0- 1	1- 1				
0- 0	0- 0	0- 0	NEUTRAL	0- 0	0- 0	0- 0				
2- 2	0- 0	0- 0	CONFERENCE	0- 0	0- 0	2- 2				
2- 0	0- 0	0- 0	HOME	0- 0	0- 0	2- 0				
0- 2	0- 0	0- 0	AWAY	0- 0	0- 0	0- 2				
0- 0	0- 0	0- 0	NEUTRAL	0- 0	0- 0	0- 0				

RPI 1-25				RPI 26-50				RPI 51-100				RPI 101+ Team's RPI: 187			
RPI	S	Opponent	Score	RPI	S	Opponent	Score	RPI	S	Opponent	Score	RPI	S	Opponent	Score
5	A	Oregon St.	32 64					61	H	Texas	73 60	118	A	Idaho	52 67
16	H	NC State	59 68					92	H	Texas Southern	57 74	121	H	Penn	55 70
								96	A	Washington	62 50	222	H	Cal St. Fullerton	79 72
												224	A	UC Davis	49 62
												236	H	UC Riverside	80 57
												248	A	CSUN	54 58
												249	H	North Texas	60 66
												254	A	LMU (CA)	51 65
												263	A	Pepperdine	52 51
												276	H	San Diego St.	61 58
												295	H	UTSA	62 50
LAST 10 Division I															
222	H	Cal St. Fullerton	79 72	118	A	Idaho	52 67								
236	H	UC Riverside	80 57	96	A	Washington	62 50								
224	A	UC Davis	49 62	5	A	Oregon St.	32 64								
248	A	CSUN	54 58	61	H	Texas	73 60								
121	H	Penn	55 70	16	H	NC State	59 68								

Non-Div I Games: Hope Int'l 86 49

Hawaii

Average RPI Win:	267	WON-LOST	WINNING	LAST 10	STRENGTH OF	OPP. STRENGTH	TEAM	ADJ.	CONF.	ADJ CONF.
Average RPI Loss:	179	RECORD	PCT. RANK	GAMES	SCHEDULE	OF SCHEDULE	RPI	RPI	RPI	RPI
DIV. I ONLY	12- 4	50	7-3	350	198	188	188	19	19	
DIV. I NON-CONF.	8- 1	27	3-0	351	157	170	170	18	18	
TOTALS	RPI 1-25	RPI 26-50	W-L RECORDS	RPI 51-100	RPI 101-150	RPI 150+				
12- 4	0- 0	0- 0	OVERALL	0- 1	0- 1	12- 2				
3- 1	0- 0	0- 0	HOME	0- 1	0- 0	3- 0				
9- 3	0- 0	0- 0	AWAY	0- 0	0- 1	9- 2				
0- 0	0- 0	0- 0	NEUTRAL	0- 0	0- 0	0- 0				
8- 1	0- 0	0- 0	NON-CONFERENCE	0- 0	0- 0	8- 1				
1- 0	0- 0	0- 0	HOME	0- 0	0- 0	1- 0				
7- 1	0- 0	0- 0	AWAY	0- 0	0- 0	7- 1				
0- 0	0- 0	0- 0	NEUTRAL	0- 0	0- 0	0- 0				
4- 3	0- 0	0- 0	CONFERENCE	0- 1	0- 1	4- 1				
2- 1	0- 0	0- 0	HOME	0- 1	0- 0	2- 0				
2- 2	0- 0	0- 0	AWAY	0- 0	0- 1	2- 1				
0- 0	0- 0	0- 0	NEUTRAL	0- 0	0- 0	0- 0				

RPI S	Opponent	Score	RPI S	Opponent	Score	RPI S	Opponent	Score	RPI S	Opponent	Score	Team's RPI: 188
						54	H IUPUI	53 78	137	A Wright St.	62 78	
									161	H Youngstown St.	60 52	
									194	H Akron	66 62	
									211	A Bowling Green	62 89	
									225	A ETSU	62 54	
									227	A Northern Ky.	73 68	
									262	A Delaware St.	57 49	
									268	A St. Bonaventure	65 62	
									269	A Oakland	79 58	
									272	A Omaha	79 66	
									312	A Detroit Mercy	59 70	
									314	A Hofstra	61 51	
									328	A Western Caro.	68 61	
									338	H UIC	84 44	
									348	A LIU Brooklyn	79 49	
LAST 10 Division I												
269	A Oakland	79 58	54	H IUPUI	53 78							
312	A Detroit Mercy	59 70	338	H UIC	84 44							
161	H Youngstown St.	60 52	272	A Omaha	79 66							
227	A Northern Ky.	73 68	225	A ETSU	62 54							
137	A Wright St.	62 78	328	A Western Caro.	68 61							

Non-Div I Games: Davis &amp; Elkins 110 41 Lake Erie 95 49

Cleveland St.

■ Loss, 
 ■ Non-Conf, S Site, 
 ■ Home 
 ■ Away 
 N Neutral

Average RPI Win:	278	WON-LOST	WINNING	LAST 10	STRENGTH OF	OPP. STRENGTH	TEAM	ADJ.	CONF.	ADJ CONF.
Average RPI Loss:	83	RECORD	PCT. RANK	GAMES	SCHEDULE	OF SCHEDULE	RPI	RPI	RPI	RPI
DIV. I ONLY	7- 9	205	3-7	197	122	189	189	10	10	
DIV. I NON-CONF.	6- 5	151	2-3	267	175	148	148	10	10	
TOTALS	RPI 1-25	RPI 26-50	W-L RECORDS	RPI 51-100	RPI 101-150	RPI 150+				
7- 9	0- 1	0- 2	OVERALL	0- 3	0- 2	7- 1				
3- 2	0- 0	0- 0	HOME	0- 2	0- 0	3- 0				
3- 6	0- 1	0- 2	AWAY	0- 1	0- 1	3- 1				
1- 1	0- 0	0- 0	NEUTRAL	0- 0	0- 1	1- 0				
6- 5	0- 1	0- 1	NON-CONFERENCE	0- 1	0- 2	6- 0				
2- 0	0- 0	0- 0	HOME	0- 0	0- 0	2- 0				
3- 4	0- 1	0- 1	AWAY	0- 1	0- 1	3- 0				
1- 1	0- 0	0- 0	NEUTRAL	0- 0	0- 1	1- 0				
1- 4	0- 0	0- 1	CONFERENCE	0- 2	0- 0	1- 1				
1- 2	0- 0	0- 0	HOME	0- 2	0- 0	1- 0				
0- 2	0- 0	0- 1	AWAY	0- 0	0- 0	0- 1				
0- 0	0- 0	0- 0	NEUTRAL	0- 0	0- 0	0- 0				

RPI	S	Opponent	Score	RPI	S	Opponent	Score	RPI	S	Opponent	Score	RPI	S	Opponent	Score	Team's RPI: 189
14	A	DePaul	79 98	26	A	Central Mich.	70 76	78	H	Buffalo	72 86	107	N	Liberty	53 65	
				41	A	Miami (FL)	62 80	81	A	Bradley	68 79	123	A	Cincinnati	68 98	
								99	H	Kent St.	75 78	174	A	Eastern Mich.	53 80	
												190	H	Northern Ill.	66 64	
												238	A	South Alabama	76 73	
												253	A	Eastern Ky.	75 57	
												298	N	Prairie View	65 52	
												301	A	Pittsburgh	80 71	
												327	H	Evansville	72 64	
												338	H	UIC	85 35	
LAST 10 Division I																
99	H	Kent St.	75 78	327	H	Evansville	72 64									
174	A	Eastern Mich.	53 80	301	A	Pittsburgh	80 71									
26	A	Central Mich.	70 76	123	A	Cincinnati	68 98									
190	H	Northern Ill.	66 64	41	A	Miami (FL)	62 80									
78	H	Buffalo	72 86	107	N	Liberty	53 65									

Non-Div I Games: Tiffin 83 51

Miami (OH)

■ Loss, 
 ■ Non-Conf, 
 ■ S Site, 
 ■ H Home 
 ■ A Away 
 N Neutral

Average RPI Win: <b>229</b>	WON-LOST	WINNING	LAST 10	STRENGTH OF	OPP. STRENGTH	TEAM	ADJ.	CONF.	ADJ CONF.
Average RPI Loss: <b>109</b>	RECORD	PCT. RANK	GAMES	SCHEDULE	OF SCHEDULE	RPI	RPI	RPI	RPI
DIV. I ONLY	5- 11	268	2-8	77	190	190	190	10	10
DIV. I NON-CONF.	4- 7	225	1-4	68	234	165	165	10	10
TOTALS	RPI 1-25	RPI 26-50	W-L RECORDS	RPI 51-100	RPI 101-150	RPI 150+			
5- 11	0- 1	0- 2	OVERALL	0- 4	1- 1	4- 3			
1- 5	0- 0	0- 1	HOME	0- 2	0- 1	1- 1			
3- 5	0- 1	0- 0	AWAY	0- 2	0- 0	3- 2			
1- 1	0- 0	0- 1	NEUTRAL	0- 0	1- 0	0- 0			
4- 7	0- 1	0- 2	NON-CONFERENCE	0- 2	1- 1	3- 1			
1- 3	0- 0	0- 1	HOME	0- 1	0- 1	1- 0			
2- 3	0- 1	0- 0	AWAY	0- 1	0- 0	2- 1			
1- 1	0- 0	0- 1	NEUTRAL	0- 0	1- 0	0- 0			
1- 4	0- 0	0- 0	CONFERENCE	0- 2	0- 0	1- 2			
0- 2	0- 0	0- 0	HOME	0- 1	0- 0	0- 1			
1- 2	0- 0	0- 0	AWAY	0- 1	0- 0	1- 1			
0- 0	0- 0	0- 0	NEUTRAL	0- 0	0- 0	0- 0			

RPI 1-25				RPI 26-50				RPI 51-100				RPI 101+ Team's RPI: 190			
RPI	S	Opponent	Score	RPI	S	Opponent	Score	RPI	S	Opponent	Score	RPI	S	Opponent	Score
24	A	Purdue	63 <b>68</b>	31	H	Drake	49 <b>73</b>	68	H	Southern Ill.	61 <b>80</b>	142	N	Tennessee Tech	82 74
				48	N	South Dakota	48 <b>91</b>	71	A	Illinois St.	66 <b>69</b>	145	H	Harvard	53 <b>59</b>
								76	A	Ohio	67 <b>87</b>	164	H	Toledo	51 <b>63</b>
								99	H	Kent St.	71 <b>79</b>	189	A	Miami (OH)	64 <b>66</b>
												194	A	Akron	70 65
												246	H	Eastern Ill.	61 48
												257	A	Colorado St.	80 75
												280	A	Milwaukee	65 <b>78</b>
												305	A	North Dakota St.	74 68
LAST 10 Division I															
194	A	Akron	70 65	31	H	Drake	49 <b>73</b>	68	H	Southern Ill.	61 <b>80</b>	246	H	Eastern Ill.	61 48
99	H	Kent St.	71 <b>79</b>	76	A	Ohio	67 <b>87</b>	280	A	Milwaukee	65 <b>78</b>	48	N	South Dakota	48 <b>91</b>
164	H	Toledo	51 <b>63</b>												
189	A	Miami (OH)	64 <b>66</b>												

Non-Div I Games:

Northern Ill.

■ Loss, 
 ■ Non-Conf, 
 S Site, 
 ■ Home 
 ■ Away 
 N Neutral

Average RPI Win:	249	WON-LOST	WINNING	LAST 10	STRENGTH OF	OPP. STRENGTH	TEAM	ADJ.	CONF.	ADJ CONF.
Average RPI Loss:	115	RECORD	PCT. RANK	GAMES	SCHEDULE	OF SCHEDULE	RPI	RPI	RPI	RPI
DIV. I ONLY	8- 9	191	3-7	177	149	191	191	13	13	
DIV. I NON-CONF.	6- 5	151	1-3	212	153	185	185	13	13	
TOTALS	RPI 1-25	RPI 26-50	W-L RECORDS	RPI 51-100	RPI 101-150	RPI 150+				
8- 9	0- 1	0- 0	OVERALL	0- 2	1- 4	7- 2				
5- 4	0- 0	0- 0	HOME	0- 1	0- 3	5- 0				
3- 5	0- 1	0- 0	AWAY	0- 1	1- 1	2- 2				
0- 0	0- 0	0- 0	NEUTRAL	0- 0	0- 0	0- 0				
6- 5	0- 1	0- 0	NON-CONFERENCE	0- 1	1- 3	5- 0				
4- 3	0- 0	0- 0	HOME	0- 1	0- 2	4- 0				
2- 2	0- 1	0- 0	AWAY	0- 0	1- 1	1- 0				
0- 0	0- 0	0- 0	NEUTRAL	0- 0	0- 0	0- 0				
2- 4	0- 0	0- 0	CONFERENCE	0- 1	0- 1	2- 2				
1- 1	0- 0	0- 0	HOME	0- 0	0- 1	1- 0				
1- 3	0- 0	0- 0	AWAY	0- 1	0- 0	1- 2				
0- 0	0- 0	0- 0	NEUTRAL	0- 0	0- 0	0- 0				

RPI 1-25				RPI 26-50				RPI 51-100				RPI 101+ Team's RPI: 191			
RPI	S	Opponent	Score	RPI	S	Opponent	Score	RPI	S	Opponent	Score	RPI	S	Opponent	Score
6	A	Iowa	53 85					51	A	Middle Tenn.	66 81	122	H	Rice	69 78
								67	H	Kansas	60 90	130	A	Western Mich.	80 79
												132	A	Richmond	55 57
												145	H	Harvard	51 65
												149	H	Furman	63 69
												156	A	UAB	73 92
												175	A	Hampton	64 63
												203	H	Little Rock	79 72
												208	A	UTEP	65 96
												249	H	North Texas	84 78
												283	H	Loyola Maryland	72 61
												295	A	UTSA	80 53
												309	H	Siena	83 39
												344	H	Central Conn. St.	72 54
LAST 10 Division I															
156	A	UAB	73 92	295	A	UTSA	80 53								
51	A	Middle Tenn.	66 81	145	H	Harvard	51 65								
249	H	North Texas	84 78	149	H	Furman	63 69								
122	H	Rice	69 78	344	H	Central Conn. St.	72 54								
208	A	UTEP	65 96	67	H	Kansas	60 90								

Non-Div I Games:

Average RPI Win:	204	WON-LOST	WINNING	LAST 10	STRENGTH OF	OPP. STRENGTH	TEAM	ADJ.	CONF.	ADJ CONF.
Average RPI Loss:	133	RECORD	PCT. RANK	GAMES	SCHEDULE	OF SCHEDULE	RPI	RPI	RPI	RPI
DIV. I ONLY	9- 9	172	6-4	207	124	192	192	17	17	
DIV. I NON-CONF.	4- 7	225	1-3	244	59	266	266	24	24	
TOTALS	RPI 1-25	RPI 26-50	W-L RECORDS	RPI 51-100	RPI 101-150	RPI 150+				
9- 9	0- 0	0- 2	OVERALL	3- 2	0- 1	6- 4				
5- 5	0- 0	0- 2	HOME	3- 1	0- 1	2- 1				
4- 4	0- 0	0- 0	AWAY	0- 1	0- 0	4- 3				
0- 0	0- 0	0- 0	NEUTRAL	0- 0	0- 0	0- 0				
4- 7	0- 0	0- 2	NON-CONFERENCE	2- 1	0- 1	2- 3				
3- 4	0- 0	0- 2	HOME	2- 0	0- 1	1- 1				
1- 3	0- 0	0- 0	AWAY	0- 1	0- 0	1- 2				
0- 0	0- 0	0- 0	NEUTRAL	0- 0	0- 0	0- 0				
5- 2	0- 0	0- 0	CONFERENCE	1- 1	0- 0	4- 1				
2- 1	0- 0	0- 0	HOME	1- 1	0- 0	1- 0				
3- 1	0- 0	0- 0	AWAY	0- 0	0- 0	3- 1				
0- 0	0- 0	0- 0	NEUTRAL	0- 0	0- 0	0- 0				

RPI S	Opponent	Score	RPI S	Opponent	Score	RPI S	Opponent	Score	RPI S	Opponent	Score	Team's RPI: 192
28	H Virginia	55 63	52	H St. John's (NY)	79 75	108	H Elon	44 50				
42	H Duke	45 57	77	A Southern California	54 75	154	A San Jose St.	60 62				
			80	H South Fla.	61 51	181	A New Mexico	68 51				
			94	H Fresno St.	66 72	195	A Southern Utah	68 72				
			97	H Boise St.	66 65	220	H Wyoming	65 53				
						222	H Cal St. Fullerton	58 64				
						263	A Pepperdine	69 44				
						274	A Grand Canyon	51 53				
						286	A Utah St.	60 46				
						311	A Air Force	67 60				
						350	H South Carolina St.	66 57				
LAST 10 Division I												
181	A New Mexico	68 51	286	A Utah St.	60 46							
154	A San Jose St.	60 62	80	H South Fla.	61 51							
220	H Wyoming	65 53	28	H Virginia	55 63							
97	H Boise St.	66 65	274	A Grand Canyon	51 53							
311	A Air Force	67 60	77	A Southern California	54 75							

Non-Div I Games:

UNLV

■ Loss, 
 ■ Non-Conf, S Site, 
 ■ Home 
 ■ Away 
 N Neutral



Lamar University

Through Games Of Jan. 18, 2020

Average RPI Win:	269	WON-LOST	WINNING	LAST 10	STRENGTH OF	OPP. STRENGTH	TEAM	ADJ.	CONF.	ADJ CONF.
Average RPI Loss:	121	RECORD	PCT. RANK	GAMES	SCHEDULE	OF SCHEDULE	RPI	RPI	RPI	RPI
DIV. I ONLY	6- 9	228	5-5	146	238	193	193	25	25	
DIV. I NON-CONF.	2- 5	259	1-1	23	148	152	152	23	23	
TOTALS	RPI 1-25	RPI 26-50	W-L RECORDS	RPI 51-100	RPI 101-150	RPI 150+				
6- 9	0- 2	0- 1	OVERALL	0- 0	1- 4	5- 2				
3- 2	0- 0	0- 0	HOME	0- 0	0- 2	3- 0				
2- 7	0- 2	0- 1	AWAY	0- 0	0- 2	2- 2				
1- 0	0- 0	0- 0	NEUTRAL	0- 0	1- 0	0- 0				
2- 5	0- 2	0- 1	NON-CONFERENCE	0- 0	1- 1	1- 1				
1- 1	0- 0	0- 0	HOME	0- 0	0- 1	1- 0				
0- 4	0- 2	0- 1	AWAY	0- 0	0- 0	0- 1				
1- 0	0- 0	0- 0	NEUTRAL	0- 0	1- 0	0- 0				
4- 4	0- 0	0- 0	CONFERENCE	0- 0	0- 3	4- 1				
2- 1	0- 0	0- 0	HOME	0- 0	0- 1	2- 0				
2- 3	0- 0	0- 0	AWAY	0- 0	0- 2	2- 1				
0- 0	0- 0	0- 0	NEUTRAL	0- 0	0- 0	0- 0				

RPI 1-25				RPI 26-50				RPI 51-100				RPI 101+ Team's RPI: 193			
RPI	S	Opponent	Score	RPI	S	Opponent	Score	RPI	S	Opponent	Score	RPI	S	Opponent	Score
12	A	Baylor	28 90	39	A	Oklahoma St.	53 74					114	A	Abilene Christian	72 78
16	A	NC State	40 81									118	N	Idaho	47 44
												120	H	New Orleans	57 62
												124	H	Louisiana	63 74
												144	A	Sam Houston St.	47 68
												178	A	A&M-Corpus Christi	39 49
												250	A	Southeastern La.	65 57
												296	H	Denver	71 59
												300	H	Houston Baptist	60 53
												304	A	Nicholls St.	84 78
												339	A	Cal Poly	56 57
												345	H	Northwestern St.	61 58
LAST 10 Division I															
178	A	A&M-Corpus Christi	39 49	120	H	New Orleans	57 62								
144	A	Sam Houston St.	47 68	345	H	Northwestern St.	61 58								
300	H	Houston Baptist	60 53	250	A	Southeastern La.	65 57								
304	A	Nicholls St.	84 78	296	H	Denver	71 59								
114	A	Abilene Christian	72 78	339	A	Cal Poly	56 57								

Non-Div I Games: Howard Payne 96 36 LeTourneau 90 38

Lamar University

Loss, Non-Conf, S Site, H Home A Away N Neutral

Average RPI Win: <b>246</b>	WON-LOST	WINNING	LAST 10	STRENGTH OF	OPP. STRENGTH	TEAM	ADJ.	CONF.	ADJ CONF.
Average RPI Loss: <b>122</b>	RECORD	PCT. RANK	GAMES	SCHEDULE	OF SCHEDULE	RPI	RPI	RPI	RPI
DIV. I ONLY	8- 8	172	4-6	186	215	194	194	10	10
DIV. I NON-CONF.	7- 4	100	3-2	197	307	138	138	10	10
TOTALS	RPI 1-25	RPI 26-50	W-L RECORDS	RPI 51-100	RPI 101-150	RPI 150+			
8- 8	0- 0	0- 1	OVERALL	0- 2	1- 2	7- 3			
3- 5	0- 0	0- 1	HOME	0- 2	1- 1	2- 1			
3- 3	0- 0	0- 0	AWAY	0- 0	0- 1	3- 2			
2- 0	0- 0	0- 0	NEUTRAL	0- 0	0- 0	2- 0			
7- 4	0- 0	0- 0	NON-CONFERENCE	0- 2	1- 1	6- 1			
3- 2	0- 0	0- 0	HOME	0- 2	1- 0	2- 0			
2- 2	0- 0	0- 0	AWAY	0- 0	0- 1	2- 1			
2- 0	0- 0	0- 0	NEUTRAL	0- 0	0- 0	2- 0			
1- 4	0- 0	0- 1	CONFERENCE	0- 0	0- 1	1- 2			
0- 3	0- 0	0- 1	HOME	0- 0	0- 1	0- 1			
1- 1	0- 0	0- 0	AWAY	0- 0	0- 0	1- 1			
0- 0	0- 0	0- 0	NEUTRAL	0- 0	0- 0	0- 0			

RPI S	Opponent	Score	RPI S	Opponent	Score	RPI S	Opponent	Score	RPI S	Opponent	Score	Team's RPI: 194
			26 H	Central Mich.	72 <b>77</b>	57 H	Michigan	71 <b>80</b>	103 H	N.C. A&T	64 52	
						100 H	Duquesne	63 <b>88</b>	117 A	Butler	55 <b>76</b>	
									130 H	Western Mich.	51 <b>56</b>	
									161 H	Youngstown St.	91 62	
									164 A	Toledo	61 <b>65</b>	
									188 A	Cleveland St.	62 <b>66</b>	
									190 H	Northern Ill.	65 <b>70</b>	
									211 A	Bowling Green	76 73	
									268 A	St. Bonaventure	63 54	
									290 N	Morgan St.	52 45	
									296 N	Denver	88 72	
									312 A	Detroit Mercy	81 60	
									329 H	Purdue Fort Wayne	64 53	
LAST 10 Division I												
			190 H	Northern Ill.	65 <b>70</b>	290 N	Morgan St.	52 45				
			164 A	Toledo	61 <b>65</b>	296 N	Denver	88 72				
			211 A	Bowling Green	76 73	103 H	N.C. A&T	64 52				
			130 H	Western Mich.	51 <b>56</b>	117 A	Butler	55 <b>76</b>				
			26 H	Central Mich.	72 <b>77</b>	100 H	Duquesne	63 <b>88</b>				

Non-Div I Games:

Akron

## Southern Utah

Through Games Of Jan. 18, 2020

Average RPI Win:	241	WON-LOST	WINNING	LAST 10	STRENGTH OF	OPP. STRENGTH	TEAM	ADJ.	CONF.	ADJ CONF.
Average RPI Loss:	201	RECORD	PCT. RANK	GAMES	SCHEDULE	OF SCHEDULE	RPI	RPI	RPI	RPI
DIV. I ONLY	8- 7	155	5-5	257	284	195	195	21	21	
DIV. I NON-CONF.	6- 3	90	3-1	234	294	120	120	17	17	
TOTALS	RPI 1-25	RPI 26-50	W-L RECORDS	RPI 51-100	RPI 101-150	RPI 150+				
8- 7	0- 1	0- 0	OVERALL	0- 0	0- 1	8- 5				
7- 0	0- 0	0- 0	HOME	0- 0	0- 0	7- 0				
1- 7	0- 1	0- 0	AWAY	0- 0	0- 1	1- 5				
0- 0	0- 0	0- 0	NEUTRAL	0- 0	0- 0	0- 0				
6- 3	0- 1	0- 0	NON-CONFERENCE	0- 0	0- 0	6- 2				
5- 0	0- 0	0- 0	HOME	0- 0	0- 0	5- 0				
1- 3	0- 1	0- 0	AWAY	0- 0	0- 0	1- 2				
0- 0	0- 0	0- 0	NEUTRAL	0- 0	0- 0	0- 0				
2- 4	0- 0	0- 0	CONFERENCE	0- 0	0- 1	2- 3				
2- 0	0- 0	0- 0	HOME	0- 0	0- 0	2- 0				
0- 4	0- 0	0- 0	AWAY	0- 0	0- 1	0- 3				
0- 0	0- 0	0- 0	NEUTRAL	0- 0	0- 0	0- 0				

RPI 1-25				RPI 26-50				RPI 51-100				RPI 101+ Team's RPI: 195			
RPI	S	Opponent	Score	RPI	S	Opponent	Score	RPI	S	Opponent	Score	RPI	S	Opponent	Score
5	A	Oregon St.	45 95									115	A	Montana St.	65 91
												168	A	Montana	74 81
												173	H	Portland St.	71 58
												192	H	UNLV	72 68
												209	A	Northern Ariz.	76 84
												222	H	Cal St. Fullerton	79 63
												236	H	UC Riverside	79 68
												243	H	Oral Roberts	72 58
												265	H	UC Irvine	82 68
												274	A	Grand Canyon	65 69
												278	H	Idaho St.	72 65
												296	A	Denver	73 81
												317	A	Utah Valley	71 58
												341	A	Sacramento St.	82 87
LAST 10 Division I															
341	A	Sacramento St.	82 87	173	H	Portland St.	71 58								
209	A	Northern Ariz.	76 84	236	H	UC Riverside	79 68								
278	H	Idaho St.	72 65	296	A	Denver	73 81								
115	A	Montana St.	65 91	265	H	UC Irvine	82 68								
168	A	Montana	74 81	243	H	Oral Roberts	72 58								

Non-Div I Games:

Southern Utah

■ Loss, 
 ■ Non-Conf, 
 ■ S Site, 
 ■ Home 
 ■ A Away 
 N Neutral

Binghamton

Through Games Of Jan. 18, 2020

Average RPI Win:	266	WON-LOST	WINNING	LAST 10	STRENGTH OF	OPP. STRENGTH	TEAM	ADJ.	CONF.	ADJ CONF.
Average RPI Loss:	196	RECORD	PCT. RANK	GAMES	SCHEDULE	OF SCHEDULE	RPI	RPI	RPI	RPI
DIV. I ONLY	12- 5	68	5-5	343	214	196	196	28	28	
DIV. I NON-CONF.	10- 2	30	3-2	333	187	131	131	29	29	
TOTALS	RPI 1-25	RPI 26-50	W-L RECORDS	RPI 51-100	RPI 101-150	RPI 150+				
12- 5	0- 0	0- 1	OVERALL	0- 0	1- 1	11- 3				
6- 1	0- 0	0- 0	HOME	0- 0	0- 0	6- 1				
5- 3	0- 0	0- 1	AWAY	0- 0	1- 0	4- 2				
1- 1	0- 0	0- 0	NEUTRAL	0- 0	0- 1	1- 0				
10- 2	0- 0	0- 1	NON-CONFERENCE	0- 0	1- 1	9- 0				
5- 0	0- 0	0- 0	HOME	0- 0	0- 0	5- 0				
4- 1	0- 0	0- 1	AWAY	0- 0	1- 0	3- 0				
1- 1	0- 0	0- 0	NEUTRAL	0- 0	0- 1	1- 0				
2- 3	0- 0	0- 0	CONFERENCE	0- 0	0- 0	2- 3				
1- 1	0- 0	0- 0	HOME	0- 0	0- 0	1- 1				
1- 2	0- 0	0- 0	AWAY	0- 0	0- 0	1- 2				
0- 0	0- 0	0- 0	NEUTRAL	0- 0	0- 0	0- 0				

RPI S	Opponent	Score	RPI S	Opponent	Score	RPI S	Opponent	Score	RPI S	Opponent	Score	Team's RPI: 196
			41 A	Miami (FL)	56 79				141 N	Austin Peay	63 80	
									150 A	Cornell	59 56	
									174 H	Eastern Mich.	78 67	
									215 H	Niagara	74 55	
									226 H	UMass Lowell	56 66	
									240 H	Lafayette	74 64	
									251 A	Vermont	62 65	
									252 H	Maine	73 63	
									262 A	Delaware St.	75 66	
									268 H	St. Bonaventure	78 67	
									309 A	Siena	89 62	
									319 A	Albany (NY)	53 56	
									320 A	UMBC	61 43	
									325 H	NJIT	75 40	
									334 A	Fairleigh Dickinson	60 48	
									340 N	Grambling	88 67	
LAST 10 Division I												
			252 H	Maine	73 63				325 H	NJIT	75 40	
			251 A	Vermont	62 65				340 N	Grambling	88 67	
			226 H	UMass Lowell	56 66				141 N	Austin Peay	63 80	
			320 A	UMBC	61 43				41 A	Miami (FL)	56 79	
			319 A	Albany (NY)	53 56				150 A	Cornell	59 56	

Non-Div I Games: Bloomsburg 70 45











































Binghamton

Loss, Non-Conf, S Site, H Home A Away N Neutral

## American






Through Games Of Jan. 18, 2020

Average RPI Win: <b>179</b>	WON-LOST	WINNING	LAST 10	STRENGTH OF	OPP. STRENGTH	TEAM	ADJ.	CONF.	ADJ CONF.
Average RPI Loss: <b>129</b>	RECORD	PCT. RANK	GAMES	SCHEDULE	OF SCHEDULE	RPI	RPI	RPI	RPI
DIV. I ONLY	6- 10	237	4-6	100	157	197	197	15	15
DIV. I NON-CONF.	4- 6	212	2-2	181	100	208	208	15	15
TOTALS	RPI 1-25	RPI 26-50	W-L RECORDS	RPI 51-100	RPI 101-150	RPI 150+			
6- 10	0- 0	0- 0	OVERALL	2- 4	1- 2	3- 4			
5- 2	0- 0	0- 0	HOME	2- 1	1- 1	2- 0			
1- 7	0- 0	0- 0	AWAY	0- 2	0- 1	1- 4			
0- 1	0- 0	0- 0	NEUTRAL	0- 1	0- 0	0- 0			
4- 6	0- 0	0- 0	NON-CONFERENCE	1- 3	1- 0	2- 3			
3- 1	0- 0	0- 0	HOME	1- 1	1- 0	1- 0			
1- 4	0- 0	0- 0	AWAY	0- 1	0- 0	1- 3			
0- 1	0- 0	0- 0	NEUTRAL	0- 1	0- 0	0- 0			
2- 4	0- 0	0- 0	CONFERENCE	1- 1	0- 2	1- 1			
2- 1	0- 0	0- 0	HOME	1- 0	0- 1	1- 0			
0- 3	0- 0	0- 0	AWAY	0- 1	0- 1	0- 1			
0- 0	0- 0	0- 0	NEUTRAL	0- 0	0- 0	0- 0			

RPI 1-25			RPI 26-50			RPI 51-100			RPI 101+			Team's RPI: 197
RPI	S	Opponent	Score	RPI	S	Opponent	Score	RPI	S	Opponent	Score	
						55  Bucknell	43 		105  Lehigh		63 	
						66  Minnesota	53 		135  Holy Cross		59 	
						76  Ohio	69 		143  George Washington		66 53	
						78  Buffalo	55 		183  Saint Joseph's		51 	
						86  Villanova	76 54		186  Towson		60 	
						88  Colgate	63 61		199  Boston U.		44 	
									205  George Mason		55 	
									237  High Point		56 48	
									255  Radford		59 55	
									267  Army West Point		73 57	
LAST 10 Division I												
						135  Holy Cross	59 		88  Colgate		63 61	
						55  Bucknell	43 		143  George Washington		66 53	
						105  Lehigh	63 		255  Radford		59 55	
						267  Army West Point	73 57		66  Minnesota		53 	
						199  Boston U.	44 		78  Buffalo		55 	

Non-Div I Games:

American

 Loss, 
  Non-Conf, 
  S Site, 
  H Home 
  A Away 
 N Neutral

Average RPI Win:	236	WON-LOST	WINNING	LAST 10	STRENGTH OF	OPP. STRENGTH	TEAM	ADJ.	CONF.	ADJ CONF.
Average RPI Loss:	114	RECORD	PCT. RANK	GAMES	SCHEDULE	OF SCHEDULE	RPI	RPI	RPI	RPI
DIV. I ONLY	6- 11	251	0-10	91	230	198	198	12	12	
DIV. I NON-CONF.	6- 7	182	0-6	154	256	179	179	12	12	
TOTALS	RPI 1-25	RPI 26-50	W-L RECORDS	RPI 51-100	RPI 101-150	RPI 150+				
6- 11	0- 0	0- 1	OVERALL	0- 6	1- 3	5- 1				
2- 6	0- 0	0- 1	HOME	0- 3	1- 2	1- 0				
3- 5	0- 0	0- 0	AWAY	0- 3	0- 1	3- 1				
1- 0	0- 0	0- 0	NEUTRAL	0- 0	0- 0	1- 0				
6- 7	0- 0	0- 1	NON-CONFERENCE	0- 3	1- 2	5- 1				
2- 4	0- 0	0- 1	HOME	0- 1	1- 2	1- 0				
3- 3	0- 0	0- 0	AWAY	0- 2	0- 0	3- 1				
1- 0	0- 0	0- 0	NEUTRAL	0- 0	0- 0	1- 0				
0- 4	0- 0	0- 0	CONFERENCE	0- 3	0- 1	0- 0				
0- 2	0- 0	0- 0	HOME	0- 2	0- 0	0- 0				
0- 2	0- 0	0- 0	AWAY	0- 1	0- 1	0- 0				
0- 0	0- 0	0- 0	NEUTRAL	0- 0	0- 0	0- 0				

RPI 1-25				RPI 26-50				RPI 51-100				RPI 101+				Team's RPI: 198	
RPI	S	Opponent	Score	RPI	S	Opponent	Score	RPI	S	Opponent	Score	RPI	S	Opponent	Score		
				49	H	Temple	69 72	84	A	Drexel	31 69	119	A	Massachusetts	62 76		
								86	H	Villanova	69 77	121	H	Penn	49 65		
								90	A	Rider	43 70	138	H	Robert Morris	68 71		
								93	H	Saint Louis	61 77	145	H	Harvard	75 69		
								95	H	Dayton	58 98	170	A	Norfolk St.	55 52		
								100	A	Duquesne	56 82	206	A	Penn St.	69 67		
												233	A	Howard	78 62		
												275	A	Navy	46 61		
												320	N	UMBC	74 58		
												343	H	Coppin St.	79 46		
LAST 10 Division I																	
				119	A	Massachusetts	62 76	86	H	Villanova	69 77						
				100	A	Duquesne	56 82	84	A	Drexel	31 69						
				93	H	Saint Louis	61 77	90	A	Rider	43 70						
				95	H	Dayton	58 98	121	H	Penn	49 65						
				49	H	Temple	69 72	275	A	Navy	46 61						

Non-Div I Games:

La Salle

■ Loss, 
 ■ Non-Conf, 
 ■ S Site, 
 ■ H Home 
 ■ A Away 
 N Neutral

Average RPI Win:	240	WON-LOST	WINNING	LAST 10	STRENGTH OF	OPP. STRENGTH	TEAM	ADJ.	CONF.	ADJ CONF.
Average RPI Loss:	134	RECORD	PCT. RANK	GAMES	SCHEDULE	OF SCHEDULE	RPI	RPI	RPI	RPI
DIV. I ONLY	8- 9	191	5-5	183	217	199	199	15	15	
DIV. I NON-CONF.	5- 6	187	2-2	172	232	195	195	15	15	
TOTALS	RPI 1-25	RPI 26-50	W-L RECORDS	RPI 51-100	RPI 101-150	RPI 150+				
8- 9	0- 0	0- 0	OVERALL	0- 2	0- 5	8- 2				
4- 5	0- 0	0- 0	HOME	0- 2	0- 3	4- 0				
4- 4	0- 0	0- 0	AWAY	0- 0	0- 2	4- 2				
0- 0	0- 0	0- 0	NEUTRAL	0- 0	0- 0	0- 0				
5- 6	0- 0	0- 0	NON-CONFERENCE	0- 1	0- 4	5- 1				
2- 4	0- 0	0- 0	HOME	0- 1	0- 3	2- 0				
3- 2	0- 0	0- 0	AWAY	0- 0	0- 1	3- 1				
0- 0	0- 0	0- 0	NEUTRAL	0- 0	0- 0	0- 0				
3- 3	0- 0	0- 0	CONFERENCE	0- 1	0- 1	3- 1				
2- 1	0- 0	0- 0	HOME	0- 1	0- 0	2- 0				
1- 2	0- 0	0- 0	AWAY	0- 0	0- 1	1- 1				
0- 0	0- 0	0- 0	NEUTRAL	0- 0	0- 0	0- 0				

RPI S	Opponent	Score	RPI S	Opponent	Score	RPI S	Opponent	Score	RPI S	Opponent	Score	Team's RPI: 199
						79	H Marist	75 89	101	A California	62 73	
						88	H Colgate	61 70	102	H Boston College	57 88	
									105	A Lehigh	34 51	
									119	H Massachusetts	45 58	
									145	H Harvard	39 66	
									157	H Dartmouth	74 56	
									163	H Northeastern	72 56	
									197	H American	59 44	
									224	A UC Davis	68 75	
									240	A Lafayette	57 59	
									252	A Maine	62 49	
									267	A Army West Point	72 66	
									283	H Loyola Maryland	44 42	
									284	A New Hampshire	78 64	
									319	A Albany (NY)	60 58	
LAST 10 Division I												
			88	H Colgate	61 70	240	A Lafayette	57 59				
			283	H Loyola Maryland	44 42	163	H Northeastern	72 56				
			267	A Army West Point	72 66	157	H Dartmouth	74 56				
			105	A Lehigh	34 51	102	H Boston College	57 88				
			197	H American	59 44	119	H Massachusetts	45 58				

Non-Div I Games:

Boston U.

Average RPI Win:	231	WON-LOST	WINNING	LAST 10	STRENGTH OF	OPP. STRENGTH	TEAM	ADJ.	CONF.	ADJ CONF.
Average RPI Loss:	178	RECORD	PCT. RANK	GAMES	SCHEDULE	OF SCHEDULE	RPI	RPI	RPI	RPI
DIV. I ONLY	7- 8	196	5-5	264	158	200	200	21	21	
DIV. I NON-CONF.	4- 5	195	2-2	228	98	176	176	17	17	
TOTALS	RPI 1-25	RPI 26-50	W-L RECORDS	RPI 51-100	RPI 101-150	RPI 150+				
7- 8	0- 2	0- 0	OVERALL	0- 0	0- 1	7- 5				
2- 3	0- 0	0- 0	HOME	0- 0	0- 0	2- 3				
5- 5	0- 2	0- 0	AWAY	0- 0	0- 1	5- 2				
0- 0	0- 0	0- 0	NEUTRAL	0- 0	0- 0	0- 0				
4- 5	0- 2	0- 0	NON-CONFERENCE	0- 0	0- 0	4- 3				
1- 2	0- 0	0- 0	HOME	0- 0	0- 0	1- 2				
3- 3	0- 2	0- 0	AWAY	0- 0	0- 0	3- 1				
0- 0	0- 0	0- 0	NEUTRAL	0- 0	0- 0	0- 0				
3- 3	0- 0	0- 0	CONFERENCE	0- 0	0- 1	3- 2				
1- 1	0- 0	0- 0	HOME	0- 0	0- 0	1- 1				
2- 2	0- 0	0- 0	AWAY	0- 0	0- 1	2- 1				
0- 0	0- 0	0- 0	NEUTRAL	0- 0	0- 0	0- 0				

RPI	S	Opponent	Score	RPI	S	Opponent	Score	RPI	S	Opponent	Score	RPI	S	Opponent	Score	Team's RPI: 200
8	A	UCLA	58 92					115	A	Montana St.	58 91					
9	A	Stanford	36 90					168	A	Montana	67 58					
								173	H	Portland St.	77 58					
								201	A	Chattanooga	59 42					
								204	A	SMU	61 52					
								209	A	Northern Ariz.	45 72					
								220	A	Wyoming	46 44					
								230	H	San Francisco	83 90					
								257	H	Colorado St.	58 75					
								296	A	Denver	55 74					
								299	H	Weber St.	60 65					
								311	H	Air Force	72 62					
								341	A	Sacramento St.	73 63					
LAST 10 Division I																
209	A	Northern Ariz.	45 72	173	H	Portland St.	77 58									
341	A	Sacramento St.	73 63	220	A	Wyoming	46 44									
299	H	Weber St.	60 65	296	A	Denver	55 74									
168	A	Montana	67 58	201	A	Chattanooga	59 42									
115	A	Montana St.	58 91	8	A	UCLA	58 92									

Non-Div I Games:

Northern Colo.

■ Loss, 
 ■ Non-Conf, S Site, 
 ■ Home 
 ■ Away 
 N Neutral



## Chattanooga

Through Games Of Jan. 18, 2020

Average RPI Win:	220	WON-LOST	WINNING	LAST 10	STRENGTH OF	OPP. STRENGTH	TEAM	ADJ.	CONF.	ADJ CONF.
Average RPI Loss:	102	RECORD	PCT. RANK	GAMES	SCHEDULE	OF SCHEDULE	RPI	RPI	RPI	RPI
DIV. I ONLY	4- 14	303	3-7	42	141	201	201	23	23	
DIV. I NON-CONF.	1- 13	337	0-6	17	90	218	218	20	20	
TOTALS	RPI 1-25	RPI 26-50	W-L RECORDS	RPI 51-100	RPI 101-150	RPI 150+				
4- 14	0- 3	0- 0	OVERALL	0- 5	2- 3	2- 3				
2- 6	0- 1	0- 0	HOME	0- 2	1- 1	1- 2				
2- 8	0- 2	0- 0	AWAY	0- 3	1- 2	1- 1				
0- 0	0- 0	0- 0	NEUTRAL	0- 0	0- 0	0- 0				
1- 13	0- 3	0- 0	NON-CONFERENCE	0- 5	1- 2	0- 3				
0- 6	0- 1	0- 0	HOME	0- 2	0- 1	0- 2				
1- 7	0- 2	0- 0	AWAY	0- 3	1- 1	0- 1				
0- 0	0- 0	0- 0	NEUTRAL	0- 0	0- 0	0- 0				
3- 1	0- 0	0- 0	CONFERENCE	0- 0	1- 1	2- 0				
2- 0	0- 0	0- 0	HOME	0- 0	1- 0	1- 0				
1- 1	0- 0	0- 0	AWAY	0- 0	0- 1	1- 0				
0- 0	0- 0	0- 0	NEUTRAL	0- 0	0- 0	0- 0				

RPI 1-25				RPI 26-50				RPI 51-100				RPI 101+ Team's RPI: 201			
RPI	S	Opponent	Score	RPI	S	Opponent	Score	RPI	S	Opponent	Score	RPI	S	Opponent	Score
1	A	Louisville	37 86					64	A	UT Martin	51 78	107	A	Liberty	71 54
16	A	NC State	38 74					69	H	Troy	51 90	116	A	UNC Greensboro	41 49
24	H	Purdue	34 66					76	H	Ohio	58 70	123	A	Cincinnati	53 72
								82	A	South Dakota St.	56 71	141	H	Austin Peay	49 50
								83	A	Belmont	50 63	149	H	Furman	60 52
												175	H	Hampton	55 84
												200	H	Northern Colo.	42 59
												253	A	Eastern Ky.	65 71
												297	H	Wofford	80 76
												328	A	Western Caro.	59 52
LAST 10 Division I															
149	H	Furman	60 52	16	A	NC State	38 74	69	H	Troy	51 90				
297	H	Wofford	80 76					82	A	South Dakota St.	56 71				
116	A	UNC Greensboro	41 49					64	A	UT Martin	51 78				
328	A	Western Caro.	59 52					253	A	Eastern Ky.	65 71				
76	H	Ohio	58 70												

Non-Div I Games:

Chattanooga

■ Loss, 
■ Non-Conf, S Site, 
■ Home 
■ Away 
N Neutral

Average RPI Win:	254	WON-LOST	WINNING	LAST 10	STRENGTH OF	OPP. STRENGTH	TEAM	ADJ.	CONF.	ADJ CONF.
Average RPI Loss:	123	RECORD	PCT. RANK	GAMES	SCHEDULE	OF SCHEDULE	RPI	RPI	RPI	RPI
DIV. I ONLY	3- 11	306	2-8	38	286	202	202	24	24	
DIV. I NON-CONF.	1- 8	322	0-5	9	248	193	193	25	25	
TOTALS	RPI 1-25	RPI 26-50	W-L RECORDS	RPI 51-100	RPI 101-150	RPI 150+				
3- 11	0- 0	0- 1	OVERALL	0- 4	0- 3	3- 3				
0- 6	0- 0	0- 0	HOME	0- 3	0- 1	0- 2				
3- 3	0- 0	0- 1	AWAY	0- 0	0- 2	3- 0				
0- 2	0- 0	0- 0	NEUTRAL	0- 1	0- 0	0- 1				
1- 8	0- 0	0- 1	NON-CONFERENCE	0- 3	0- 3	1- 1				
0- 3	0- 0	0- 0	HOME	0- 2	0- 1	0- 0				
1- 3	0- 0	0- 1	AWAY	0- 0	0- 2	1- 0				
0- 2	0- 0	0- 0	NEUTRAL	0- 1	0- 0	0- 1				
2- 3	0- 0	0- 0	CONFERENCE	0- 1	0- 0	2- 2				
0- 3	0- 0	0- 0	HOME	0- 1	0- 0	0- 2				
2- 0	0- 0	0- 0	AWAY	0- 0	0- 0	2- 0				
0- 0	0- 0	0- 0	NEUTRAL	0- 0	0- 0	0- 0				

RPI 1-25				RPI 26-50				RPI 51-100				RPI 101+				Team's RPI: 202	
RPI	S	Opponent	Score	RPI	S	Opponent	Score	RPI	S	Opponent	Score	RPI	S	Opponent	Score		
				26	A	Central Mich.	50 70	56	H	Seton Hall	37 89	104	A	Stony Brook	40 59		
								90	H	Rider	37 81	119	H	Massachusetts	51 65		
								96	N	Washington	34 65	121	A	Penn	42 74		
								100	H	Duquesne	74 76	186	N	Towson	58 75		
												210	A	Quinnipiac	75 71		
												215	H	Niagara	57 63		
												244	H	Fairfield	40 52		
												264	A	Winthrop	68 61		
												287	A	Monmouth	36 33		
LAST 10 Division I																	
				244	H	Fairfield	40 52	119	H	Massachusetts	51 65						
				215	H	Niagara	57 63	56	H	Seton Hall	37 89						
				287	A	Monmouth	36 33	26	A	Central Mich.	50 70						
				90	H	Rider	37 81	186	N	Towson	58 75						
				210	A	Quinnipiac	75 71	96	N	Washington	34 65						

Non-Div I Games:

Iona

# Little Rock

Through Games Of Jan. 18, 2020

Average RPI Win:	262	WON-LOST	WINNING	LAST 10	STRENGTH OF	OPP. STRENGTH	TEAM	ADJ.	CONF.	ADJ CONF.
Average RPI Loss:	101	RECORD	PCT. RANK	GAMES	SCHEDULE	OF SCHEDULE	RPI	RPI	RPI	RPI
DIV. I ONLY	6- 11	251	5-5	80	148	203	203	22	22	
DIV. I NON-CONF.	2- 9	304	1-3	40	67	226	226	22	22	
TOTALS	RPI 1-25	RPI 26-50	W-L RECORDS	RPI 51-100	RPI 101-150	RPI 150+				
6- 11	0- 2	0- 3	OVERALL	0- 0	0- 3	6- 3				
5- 4	0- 0	0- 1	HOME	0- 0	0- 1	5- 2				
1- 7	0- 2	0- 2	AWAY	0- 0	0- 2	1- 1				
0- 0	0- 0	0- 0	NEUTRAL	0- 0	0- 0	0- 0				
2- 9	0- 2	0- 3	NON-CONFERENCE	0- 0	0- 1	2- 3				
2- 3	0- 0	0- 1	HOME	0- 0	0- 0	2- 2				
0- 6	0- 2	0- 2	AWAY	0- 0	0- 1	0- 1				
0- 0	0- 0	0- 0	NEUTRAL	0- 0	0- 0	0- 0				
4- 2	0- 0	0- 0	CONFERENCE	0- 0	0- 2	4- 0				
3- 1	0- 0	0- 0	HOME	0- 0	0- 1	3- 0				
1- 1	0- 0	0- 0	AWAY	0- 0	0- 1	1- 0				
0- 0	0- 0	0- 0	NEUTRAL	0- 0	0- 0	0- 0				

RPI 1-25				RPI 26-50				RPI 51-100				RPI 101+ Team's RPI: 203			
RPI	S	Opponent	Score	RPI	S	Opponent	Score	RPI	S	Opponent	Score	RPI	S	Opponent	Score
15	A	Mississippi St.	50 89	33	H	LSU	50 65					106	H	Coastal Caro.	48 68
17	A	Texas A&M	35 78	38	A	Western Ky.	58 77					112	A	UT Arlington	58 65
				45	A	Arkansas	53 86					122	A	Rice	40 66
												172	H	Memphis	50 68
												191	A	Fla. Atlantic	72 79
												214	H	Tulsa	63 51
												221	H	Central Ark.	63 48
												235	H	Arkansas St.	67 58
												261	H	Louisiana Tech	38 43
												292	H	Ga. Southern	58 46
												294	A	Texas St.	78 66
												316	H	Georgia St.	66 46
LAST 10 Division I															
235	H	Arkansas St.	67 58	294	A	Texas St.	78 66								
106	H	Coastal Caro.	48 68	15	A	Mississippi St.	50 89								
316	H	Georgia St.	66 46	45	A	Arkansas	53 86								
292	H	Ga. Southern	58 46	172	H	Memphis	50 68								
112	A	UT Arlington	58 65	214	H	Tulsa	63 51								

Non-Div I Games:

Little Rock

Loss, Non-Conf, S Site, H Home A Away N Neutral

SMU				STRENGTH OF SCHEDULE	OPP. STRENGTH OF SCHEDULE	TEAM RPI	ADJ. RPI	CONF. RPI	ADJ CONF. RPI
Average RPI Win:	225	WON-LOST RECORD	WINNING PCT. RANK						
Average RPI Loss:	108		LAST 10 GAMES						
DIV. I ONLY	7- 9	205	4-6	116	129	204	204	9	9
DIV. I NON-CONF.	6- 6	164	3-3	153	246	214	214	8	8
-----									
TOTALS	RPI 1-25	RPI 26-50	W-L RECORDS	RPI 51-100	RPI 101-150	RPI 150+			
7- 9	0- 1	0- 2	OVERALL	0- 0	1- 4	6- 2			
5- 6	0- 1	0- 1	HOME	0- 0	1- 2	4- 2			
1- 3	0- 0	0- 1	AWAY	0- 0	0- 2	1- 0			
1- 0	0- 0	0- 0	NEUTRAL	0- 0	0- 0	1- 0			
6- 6	0- 0	0- 1	NON-CONFERENCE	0- 0	1- 3	5- 2			
5- 4	0- 0	0- 1	HOME	0- 0	1- 1	4- 2			
0- 2	0- 0	0- 0	AWAY	0- 0	0- 2	0- 0			
1- 0	0- 0	0- 0	NEUTRAL	0- 0	0- 0	1- 0			
1- 3	0- 1	0- 1	CONFERENCE	0- 0	0- 1	1- 0			
0- 2	0- 1	0- 0	HOME	0- 0	0- 1	0- 0			
1- 1	0- 0	0- 1	AWAY	0- 0	0- 0	1- 0			
0- 0	0- 0	0- 0	NEUTRAL	0- 0	0- 0	0- 0			

RPI 1-25				RPI 26-50				RPI 51-100				RPI 101+ Team's RPI: 204			
RPI	S	Opponent	Score	RPI	S	Opponent	Score	RPI	S	Opponent	Score	RPI	S	Opponent	Score
3	H	UConn	42 80	30	H	TCU	56 57					111	A	Pacific	49 77
				49	A	Temple	62 85					112	A	UT Arlington	46 51
												122	H	Rice	55 43
												128	H	Tulane	66 67
												137	H	Wright St.	61 69
												159	H	North Dakota	66 51
												200	H	Northern Colo.	52 61
												205	H	George Mason	58 59
												208	H	UTEP	60 56
												248	N	CSUN	68 58
												258	A	East Carolina	55 47
												265	H	UC Irvine	59 56
												315	H	McNeese	81 60
-----															
LAST 10 Division I															
128	H	Tulane	66 67	265	H	UC Irvine	59 56								
49	A	Temple	62 85	112	A	UT Arlington	46 51								
258	A	East Carolina	55 47	208	H	UTEP	60 56								
3	H	UConn	42 80	159	H	North Dakota	66 51								
205	H	George Mason	58 59	137	H	Wright St.	61 69								

Non-Div I Games:

SMU

■ Loss, 
 ■ Non-Conf, 
 ■ S Site, 
 ■ H Home 
 ■ A Away 
 N Neutral

## George Mason

Through Games Of Jan. 18, 2020

Average RPI Win:	226	WON-LOST	WINNING	LAST 10	STRENGTH OF	OPP. STRENGTH	TEAM	ADJ.	CONF.	ADJ CONF.
Average RPI Loss:	144	RECORD	PCT. RANK	GAMES	SCHEDULE	OF SCHEDULE	RPI	RPI	RPI	RPI
DIV. I ONLY	7- 10	219	3-7	162	200	205	205	12	12	
DIV. I NON-CONF.	6- 7	182	2-4	146	262	174	174	12	12	
TOTALS	RPI 1-25	RPI 26-50	W-L RECORDS	RPI 51-100	RPI 101-150	RPI 150+				
7- 10	0- 0	0- 1	OVERALL	0- 4	1- 1	6- 4				
3- 5	0- 0	0- 1	HOME	0- 2	1- 0	2- 2				
4- 4	0- 0	0- 0	AWAY	0- 1	0- 1	4- 2				
0- 1	0- 0	0- 0	NEUTRAL	0- 1	0- 0	0- 0				
6- 7	0- 0	0- 1	NON-CONFERENCE	0- 2	0- 1	6- 3				
2- 4	0- 0	0- 1	HOME	0- 1	0- 0	2- 2				
4- 2	0- 0	0- 0	AWAY	0- 0	0- 1	4- 1				
0- 1	0- 0	0- 0	NEUTRAL	0- 1	0- 0	0- 0				
1- 3	0- 0	0- 0	CONFERENCE	0- 2	1- 0	0- 1				
1- 1	0- 0	0- 0	HOME	0- 1	1- 0	0- 0				
0- 2	0- 0	0- 0	AWAY	0- 1	0- 0	0- 1				
0- 0	0- 0	0- 0	NEUTRAL	0- 0	0- 0	0- 0				

RPI S	Opponent	Score	RPI S	Opponent	Score	RPI S	Opponent	Score	RPI S	Opponent	Score	Team's RPI: 205
			35 H	Virginia Tech	58 77	55 H	Bucknell	51 64	106 A	Coastal Caro.	59 74	
						81 N	Bradley	59 61	143 H	George Washington	70 60	
						85 H	Davidson	69 76	197 H	American	73 55	
						95 A	Dayton	55 59	204 A	SMU	59 58	
									206 A	Penn St.	78 68	
									228 H	UMKC	58 64	
									233 H	Howard	75 86	
									247 A	Col. of Charleston	72 61	
									256 A	Delaware	44 63	
									268 A	St. Bonaventure	47 62	
									275 A	Navy	67 58	
									312 H	Detroit Mercy	75 62	
LAST 10 Division I												
			85 H	Davidson	69 76	256 A	Delaware	44 63				
			268 A	St. Bonaventure	47 62	233 H	Howard	75 86				
			95 A	Dayton	55 59	275 A	Navy	67 58				
			143 H	George Washington	70 60	55 H	Bucknell	51 64				
			204 A	SMU	59 58	106 A	Coastal Caro.	59 74				

Non-Div I Games:

George Mason

■ Loss, 
■ Non-Conf, 
■ S Site, 
■ H Home 
■ A Away 
N Neutral

Average RPI Win:	214	WON-LOST	WINNING	LAST 10	STRENGTH OF	OPP. STRENGTH	TEAM	ADJ.	CONF.	ADJ CONF.
Average RPI Loss:	111	RECORD	PCT. RANK	GAMES	SCHEDULE	OF SCHEDULE	RPI	RPI	RPI	RPI
DIV. I ONLY	7- 10	219	4-6	124	109	206	206	2	2	
DIV. I NON-CONF.	6- 5	151	3-1	248	239	228	228	2	2	
TOTALS	RPI 1-25	RPI 26-50	W-L RECORDS	RPI 51-100	RPI 101-150	RPI 150+				
7- 10	0- 2	0- 1	OVERALL	1- 3	1- 1	5- 3				
5- 5	0- 1	0- 0	HOME	1- 2	1- 0	3- 2				
1- 4	0- 1	0- 1	AWAY	0- 1	0- 1	1- 0				
1- 1	0- 0	0- 0	NEUTRAL	0- 0	0- 0	1- 1				
6- 5	0- 1	0- 0	NON-CONFERENCE	0- 1	1- 0	5- 3				
4- 3	0- 0	0- 0	HOME	0- 1	1- 0	3- 2				
1- 1	0- 1	0- 0	AWAY	0- 0	0- 0	1- 0				
1- 1	0- 0	0- 0	NEUTRAL	0- 0	0- 0	1- 1				
1- 5	0- 1	0- 1	CONFERENCE	1- 2	0- 1	0- 0				
1- 2	0- 1	0- 0	HOME	1- 1	0- 0	0- 0				
0- 3	0- 0	0- 1	AWAY	0- 1	0- 1	0- 0				
0- 0	0- 0	0- 0	NEUTRAL	0- 0	0- 0	0- 0				

RPI	S	Opponent	Score	RPI	S	Opponent	Score	RPI	S	Opponent	Score	RPI	S	Opponent	Score	Team's RPI: 206
21	A	Princeton	55 72	36	A	Ohio St.	70 80	57	A	Michigan	48 82	131	H	Fordham	72 59	
25	H	Rutgers	57 62					66	H	Minnesota	74 81	133	A	Wisconsin	65 71	
								90	H	Rider	70 78	182	H	Clemson	68 55	
								98	H	Michigan St.	86 73	186	A	Towson	73 67	
												198	H	La Salle	67 69	
												205	H	George Mason	68 78	
												277	H	Sacred Heart	88 65	
												282	N	Long Beach St.	56 64	
												301	H	Pittsburgh	78 73	
												323	N	N.C. Central	92 68	
LAST 10 Division I																
25	H	Rutgers	57 62	66	H	Minnesota	74 81									
36	A	Ohio St.	70 80	277	H	Sacred Heart	88 65									
98	H	Michigan St.	86 73	21	A	Princeton	55 72									
133	A	Wisconsin	65 71	301	H	Pittsburgh	78 73									
57	A	Michigan	48 82	323	N	N.C. Central	92 68									

Non-Div I Games:

Penn St.

Average RPI Win:	268	WON-LOST	WINNING	LAST 10	STRENGTH OF	OPP. STRENGTH	TEAM	ADJ.	CONF.	ADJ CONF.
Average RPI Loss:	109	RECORD	PCT. RANK	GAMES	SCHEDULE	OF SCHEDULE	RPI	RPI	RPI	RPI
DIV. I ONLY	6- 9	228	3-7	217	176	207	207	18	18	
DIV. I NON-CONF.	5- 4	140	2-2	306	76	180	180	21	21	
TOTALS	RPI 1-25	RPI 26-50	W-L RECORDS	RPI 51-100	RPI 101-150	RPI 150+				
6- 9	0- 2	0- 0	OVERALL	0- 3	0- 1	6- 3				
3- 2	0- 0	0- 0	HOME	0- 1	0- 0	3- 1				
3- 7	0- 2	0- 0	AWAY	0- 2	0- 1	3- 2				
0- 0	0- 0	0- 0	NEUTRAL	0- 0	0- 0	0- 0				
5- 4	0- 2	0- 0	NON-CONFERENCE	0- 1	0- 0	5- 1				
2- 1	0- 0	0- 0	HOME	0- 0	0- 0	2- 1				
3- 3	0- 2	0- 0	AWAY	0- 1	0- 0	3- 0				
0- 0	0- 0	0- 0	NEUTRAL	0- 0	0- 0	0- 0				
1- 5	0- 0	0- 0	CONFERENCE	0- 2	0- 1	1- 2				
1- 1	0- 0	0- 0	HOME	0- 1	0- 0	1- 0				
0- 4	0- 0	0- 0	AWAY	0- 1	0- 1	0- 2				
0- 0	0- 0	0- 0	NEUTRAL	0- 0	0- 0	0- 0				

RPI 1-25				RPI 26-50				RPI 51-100				RPI 101+ Team's RPI: 207			
RPI	S	Opponent	Score	RPI	S	Opponent	Score	RPI	S	Opponent	Score	RPI	S	Opponent	Score
1	A	Louisville	40 76					64	A	UT Martin	56 98	142	A	Tennessee Tech	72 77
15	A	Mississippi St.	43 124					64	H	UT Martin	64 89	160	H	Samford	56 84
								68	A	Southern Ill.	66 76	166	A	Southeast Mo. St.	73 88
												166	H	Southeast Mo. St.	70 62
												235	H	Arkansas St.	77 62
												259	A	Lipscomb	67 57
												271	H	Indiana St.	70 62
												303	A	Jacksonville St.	51 68
												327	A	Evansville	61 59
												351	A	Mississippi Val.	72 66
LAST 10 Division I															
166	A	Southeast Mo. St.	73 88	64	H	UT Martin	64 89								
64	A	UT Martin	56 98	160	H	Samford	56 84								
142	A	Tennessee Tech	72 77	68	A	Southern Ill.	66 76								
303	A	Jacksonville St.	51 68	271	H	Indiana St.	70 62								
166	H	Southeast Mo. St.	70 62	327	A	Evansville	61 59								

Non-Div I Games: Cumberland (TN) 93 60 Christian Bros. 95 59

Murray St.

Loss, Non-Conf, S Site, H Home A Away N Neutral

Average RPI Win:	263	WON-LOST	WINNING	LAST 10	STRENGTH OF	OPP. STRENGTH	TEAM	ADJ.	CONF.	ADJ CONF.
Average RPI Loss:	181	RECORD	PCT. RANK	GAMES	SCHEDULE	OF SCHEDULE	RPI	RPI	RPI	RPI
DIV. I ONLY	11- 5	74	6-4	305	268	208	208	13	13	
DIV. I NON-CONF.	7- 4	100	2-3	307	258	250	250	13	13	
TOTALS	RPI 1-25	RPI 26-50	W-L RECORDS	RPI 51-100	RPI 101-150	RPI 150+				
11- 5	0- 0	0- 1	OVERALL	0- 0	1- 0	10- 4				
9- 3	0- 0	0- 1	HOME	0- 0	1- 0	8- 2				
2- 2	0- 0	0- 0	AWAY	0- 0	0- 0	2- 2				
0- 0	0- 0	0- 0	NEUTRAL	0- 0	0- 0	0- 0				
7- 4	0- 0	0- 1	NON-CONFERENCE	0- 0	1- 0	6- 3				
6- 3	0- 0	0- 1	HOME	0- 0	1- 0	5- 2				
1- 1	0- 0	0- 0	AWAY	0- 0	0- 0	1- 1				
0- 0	0- 0	0- 0	NEUTRAL	0- 0	0- 0	0- 0				
4- 1	0- 0	0- 0	CONFERENCE	0- 0	0- 0	4- 1				
3- 0	0- 0	0- 0	HOME	0- 0	0- 0	3- 0				
1- 1	0- 0	0- 0	AWAY	0- 0	0- 0	1- 1				
0- 0	0- 0	0- 0	NEUTRAL	0- 0	0- 0	0- 0				

RPI 1-25			RPI 26-50			RPI 51-100			RPI 101+			Team's RPI: 208
RPI	S	Opponent	Score	RPI	S	Opponent	Score	RPI	S	Opponent	Score	
				44	H	Arizona	43 54					
								130	H	Western Mich.	76 46	
								177	A	Southern Miss.	89 72	
								181	H	New Mexico	78 93	
								191	H	Fla. Atlantic	96 65	
								204	A	SMU	56 60	
								214	H	Tulsa	51 58	
								236	H	UC Riverside	63 50	
								261	A	Louisiana Tech	80 87	
								295	H	UTSA	94 54	
								299	H	Weber St.	70 51	
								308	H	FIU	64 34	
								310	A	New Mexico St.	63 57	
								310	H	New Mexico St.	65 45	
								316	H	Georgia St.	71 68	
								321	H	Alcorn	92 47	
LAST 10 Division I												
				295	H	UTSA	94 54					
				261	A	Louisiana Tech	80 87					
				177	A	Southern Miss.	89 72					
				191	H	Fla. Atlantic	96 65					
				308	H	FIU	64 34					
				214	H	Tulsa	51 58					
				204	A	SMU	56 60					
				44	H	Arizona	43 54					
				299	H	Weber St.	70 51					
				316	H	Georgia St.	71 68					

Non-Div I Games:

UTEP

■ Loss, 
 ■ Non-Conf, S Site, 
 ■ Home 
 ■ Away 
 N Neutral



Average RPI Win:	264	WON-LOST	WINNING	LAST 10	STRENGTH OF	OPP. STRENGTH	TEAM	ADJ.	CONF.	ADJ CONF.
Average RPI Loss:	151	RECORD	PCT. RANK	GAMES	SCHEDULE	OF SCHEDULE	RPI	RPI	RPI	RPI
DIV. I ONLY	8- 8	172	6-4	230	287	209	209	21	21	
DIV. I NON-CONF.	3- 6	235	1-2	155	277	213	213	17	17	
TOTALS	RPI 1-25	RPI 26-50	W-L RECORDS	RPI 51-100	RPI 101-150	RPI 150+				
8- 8	0- 1	0- 0	OVERALL	0- 1	0- 2	8- 4				
4- 3	0- 0	0- 0	HOME	0- 0	0- 1	4- 2				
3- 4	0- 0	0- 0	AWAY	0- 1	0- 1	3- 2				
1- 1	0- 1	0- 0	NEUTRAL	0- 0	0- 0	1- 0				
3- 6	0- 1	0- 0	NON-CONFERENCE	0- 1	0- 1	3- 3				
1- 1	0- 0	0- 0	HOME	0- 0	0- 0	1- 1				
1- 4	0- 0	0- 0	AWAY	0- 1	0- 1	1- 2				
1- 1	0- 1	0- 0	NEUTRAL	0- 0	0- 0	1- 0				
5- 2	0- 0	0- 0	CONFERENCE	0- 0	0- 1	5- 1				
3- 2	0- 0	0- 0	HOME	0- 0	0- 1	3- 1				
2- 0	0- 0	0- 0	AWAY	0- 0	0- 0	2- 0				
0- 0	0- 0	0- 0	NEUTRAL	0- 0	0- 0	0- 0				

RPI 1-25			RPI 26-50			RPI 51-100			RPI 101+			Team's RPI: 209
RPI	S	Opponent	Score	RPI	S	Opponent	Score	RPI	S	Opponent	Score	
5	N	Oregon St.	57 91					94	A	Fresno St.	66 83	
								115	H	Montana St.	64 72	
								122	A	Rice	57 71	
								154	N	San Jose St.	67 64	
								168	H	Montana	71 79	
								181	A	New Mexico	76 83	
								195	H	Southern Utah	84 76	
								200	H	Northern Colo.	72 45	
								224	H	UC Davis	61 71	
								278	A	Idaho St.	70 59	
								299	A	Weber St.	88 82	
								300	A	Houston Baptist	79 62	
								302	A	California Baptist	79 98	
								341	H	Sacramento St.	114 107	
								342	H	Seattle U	88 80	
LAST 10 Division I												
200	H	Northern Colo.	72 45	115	H	Montana St.	64 72					
195	H	Southern Utah	84 76	168	H	Montana	71 79					
278	A	Idaho St.	70 59	154	N	San Jose St.	67 64					
341	H	Sacramento St.	114 107	5	N	Oregon St.	57 91					
299	A	Weber St.	88 82	224	H	UC Davis	61 71					

Non-Div I Games:

Northern Ariz.

■ Loss, 
 ■ Non-Conf, 
 S Site, 
 ■ Home 
 ■ Away 
 N Neutral

Quinnipiac

Through Games Of Jan. 18, 2020

Average RPI Win:	242	WON-LOST	WINNING	LAST 10	STRENGTH OF	OPP. STRENGTH	TEAM	ADJ.	CONF.	ADJ CONF.
Average RPI Loss:	100	RECORD	PCT. RANK	GAMES	SCHEDULE	OF SCHEDULE	RPI	RPI	RPI	RPI
DIV. I ONLY	7- 8	196	6-4	200	140	210	210	24	24	
DIV. I NON-CONF.	3- 6	235	2-2	74	69	182	182	25	25	
TOTALS	RPI 1-25	RPI 26-50	W-L RECORDS	RPI 51-100	RPI 101-150	RPI 150+				
7- 8	0- 1	0- 1	OVERALL	1- 3	0- 2	6- 1				
5- 4	0- 0	0- 0	HOME	1- 1	0- 2	4- 1				
2- 4	0- 1	0- 1	AWAY	0- 2	0- 0	2- 0				
0- 0	0- 0	0- 0	NEUTRAL	0- 0	0- 0	0- 0				
3- 6	0- 1	0- 1	NON-CONFERENCE	1- 2	0- 2	2- 0				
2- 3	0- 0	0- 0	HOME	1- 1	0- 2	1- 0				
1- 3	0- 1	0- 1	AWAY	0- 1	0- 0	1- 0				
0- 0	0- 0	0- 0	NEUTRAL	0- 0	0- 0	0- 0				
4- 2	0- 0	0- 0	CONFERENCE	0- 1	0- 0	4- 1				
3- 1	0- 0	0- 0	HOME	0- 0	0- 0	3- 1				
1- 1	0- 0	0- 0	AWAY	0- 1	0- 0	1- 0				
0- 0	0- 0	0- 0	NEUTRAL	0- 0	0- 0	0- 0				

RPI 1-25				RPI 26-50				RPI 51-100				RPI 101+ Team's RPI: 210			
RPI	S	Opponent	Score	RPI	S	Opponent	Score	RPI	S	Opponent	Score	RPI	S	Opponent	Score
20	A	Maryland	52 107	47	A	Yale	59 63	55	H	Bucknell	76 69	143	H	George Washington	67 78
								72	A	UCF	58 80	145	H	Harvard	68 77
								84	H	Drexel	62 66	162	H	Rhode Island	75 63
								90	A	Rider	59 75	202	H	Iona	71 75
												217	H	Manhattan	70 58
												287	H	Monmouth	60 53
												309	A	Siena	66 52
												330	H	Canisius	74 71
												337	A	Hartford	87 50
LAST 10 Division I															
330	H	Canisius	74 71	202	H	Iona	71 75								
287	H	Monmouth	60 53	337	A	Hartford	87 50								
217	H	Manhattan	70 58	162	H	Rhode Island	75 63								
90	A	Rider	59 75	72	A	UCF	58 80								
309	A	Siena	66 52	143	H	George Washington	67 78								

Non-Div I Games:

Quinnipiac

Loss, Non-Conf, S Site, H Home A Away N Neutral

## Bowling Green

Through Games Of Jan. 18, 2020

Average RPI Win:	256	WON-LOST	WINNING	LAST 10	STRENGTH OF	OPP. STRENGTH	TEAM	ADJ.	CONF.	ADJ CONF.
Average RPI Loss:	141	RECORD	PCT. RANK	GAMES	SCHEDULE	OF SCHEDULE	RPI	RPI	RPI	RPI
DIV. I ONLY	5- 10	257	3-7	141	227	211	211	10	10	
DIV. I NON-CONF.	5- 5	164	3-2	184	270	155	155	10	10	
TOTALS	RPI 1-25	RPI 26-50	W-L RECORDS	RPI 51-100	RPI 101-150	RPI 150+				
5- 10	0- 1	0- 0	OVERALL	0- 2	0- 1	5- 6				
2- 2	0- 0	0- 0	HOME	0- 1	0- 0	2- 1				
2- 6	0- 1	0- 0	AWAY	0- 1	0- 1	2- 3				
1- 2	0- 0	0- 0	NEUTRAL	0- 0	0- 0	1- 2				
5- 5	0- 1	0- 0	NON-CONFERENCE	0- 0	0- 1	5- 3				
2- 0	0- 0	0- 0	HOME	0- 0	0- 0	2- 0				
2- 3	0- 1	0- 0	AWAY	0- 0	0- 1	2- 1				
1- 2	0- 0	0- 0	NEUTRAL	0- 0	0- 0	1- 2				
0- 5	0- 0	0- 0	CONFERENCE	0- 2	0- 0	0- 3				
0- 2	0- 0	0- 0	HOME	0- 1	0- 0	0- 1				
0- 3	0- 0	0- 0	AWAY	0- 1	0- 0	0- 2				
0- 0	0- 0	0- 0	NEUTRAL	0- 0	0- 0	0- 0				

RPI 1-25				RPI 26-50				RPI 51-100				RPI 101+ Team's RPI: 211			
RPI	S	Opponent	Score	RPI	S	Opponent	Score	RPI	S	Opponent	Score	RPI	S	Opponent	Score
24	A	Purdue	74 81					75	H	Ball St.	80 86	113	A	Loyola Chicago	76 84
								78	A	Buffalo	59 65	164	A	Toledo	72 79
												174	A	Eastern Mich.	61 78
												176	N	Green Bay	54 73
												184	A	Valparaiso	90 95
												188	H	Cleveland St.	89 62
												194	H	Akron	73 76
												230	N	San Francisco	56 64
												245	A	Marshall	82 69
												266	H	Morehead St.	79 65
												280	A	Milwaukee	63 51
												302	N	California Baptist	98 60
LAST 10 Division I															
164	A	Toledo	72 79	24	A	Purdue	74 81								
78	A	Buffalo	59 65	113	A	Loyola Chicago	76 84								
194	H	Akron	73 76	280	A	Milwaukee	63 51								
75	H	Ball St.	80 86	245	A	Marshall	82 69								
174	A	Eastern Mich.	61 78	302	N	California Baptist	98 60								

Non-Div I Games: Davis &amp; Elkins 91 52 Notre Dame (OH) 88 54

Bowling Green

Loss, Non-Conf, S Site, H Home A Away N Neutral

## Saint Francis (PA)

## Through Games Of Jan. 18, 2020

Average RPI Win:	286	WON-LOST	WINNING	LAST 10	STRENGTH OF	OPP. STRENGTH	TEAM	ADJ.	CONF.	ADJ CONF.
Average RPI Loss:	120	RECORD	PCT. RANK	GAMES	SCHEDULE	OF SCHEDULE	RPI	RPI	RPI	RPI
DIV. I ONLY	7- 10	219	5-5	211	208	212	212	29	29	
DIV. I NON-CONF.	2- 9	304	0-4	48	101	201	201	30	30	
TOTALS	RPI 1-25	RPI 26-50	W-L RECORDS	RPI 51-100	RPI 101-150	RPI 150+				
7- 10	0- 0	0- 3	OVERALL	0- 3	0- 1	7- 3				
3- 3	0- 0	0- 0	HOME	0- 1	0- 1	3- 1				
3- 6	0- 0	0- 2	AWAY	0- 2	0- 0	3- 2				
1- 1	0- 0	0- 1	NEUTRAL	0- 0	0- 0	1- 0				
2- 9	0- 0	0- 3	NON-CONFERENCE	0- 3	0- 1	2- 2				
0- 3	0- 0	0- 0	HOME	0- 1	0- 1	0- 1				
1- 5	0- 0	0- 2	AWAY	0- 2	0- 0	1- 1				
1- 1	0- 0	0- 1	NEUTRAL	0- 0	0- 0	1- 0				
5- 1	0- 0	0- 0	CONFERENCE	0- 0	0- 0	5- 1				
3- 0	0- 0	0- 0	HOME	0- 0	0- 0	3- 0				
2- 1	0- 0	0- 0	AWAY	0- 0	0- 0	2- 1				
0- 0	0- 0	0- 0	NEUTRAL	0- 0	0- 0	0- 0				

RPI 1-25			RPI 26-50			RPI 51-100			RPI 101+			Team's RPI: 212
RPI	S	Opponent	Score	RPI	S	Opponent	Score	RPI	S	Opponent	Score	
29	A	West Virginia	45 74	55	H	Bucknell	46 70	107	H	Liberty	52 71	
34	N	FGCU	64 97	80	A	South Fla.	23 62	161	H	Youngstown St.	46 56	
35	A	Virginia Tech	41 105	100	A	Duquesne	69 72	232	N	Stetson	78 73	
								251	A	Vermont	73 69	
								266	A	Morehead St.	54 65	
								270	H	Wagner	51 50	
								277	H	Sacred Heart	60 58	
								307	H	St. Francis Brooklyn	82 72	
								318	A	Bryant	63 60	
								334	A	Fairleigh Dickinson	47 56	
								344	A	Central Conn. St.	64 52	
LAST 10 Division I												
277	H	Sacred Heart	60 58	318	A	Bryant	63 60					
270	H	Wagner	51 50	55	H	Bucknell	46 70					
307	H	St. Francis Brooklyn	82 72	107	H	Liberty	52 71					
334	A	Fairleigh Dickinson	47 56	100	A	Duquesne	69 72					
344	A	Central Conn. St.	64 52	161	H	Youngstown St.	46 56					

Non-Div I Games:

Saint Francis (PA)

■ Loss, 
 ■ Non-Conf, 
 ■ S Site, 
 ■ H Home 
 ■ A Away 
 N Neutral

## Mt. St. Mary's

Through Games Of Jan. 18, 2020

Average RPI Win:	284	WON-LOST	WINNING	LAST 10	STRENGTH OF	OPP. STRENGTH	TEAM	ADJ.	CONF.	ADJ CONF.
Average RPI Loss:	128	RECORD	PCT. RANK	GAMES	SCHEDULE	OF SCHEDULE	RPI	RPI	RPI	RPI
DIV. I ONLY	8- 8	172	5-5	289	154	213	213	29	29	
DIV. I NON-CONF.	4- 7	225	1-4	180	79	203	203	30	30	
TOTALS	RPI 1-25	RPI 26-50	W-L RECORDS	RPI 51-100	RPI 101-150	RPI 150+				
8- 8	0- 2	0- 1	OVERALL	0- 0	1- 1	7- 4				
5- 1	0- 0	0- 0	HOME	0- 0	0- 1	5- 0				
2- 6	0- 2	0- 1	AWAY	0- 0	0- 0	2- 3				
1- 1	0- 0	0- 0	NEUTRAL	0- 0	1- 0	0- 1				
4- 7	0- 2	0- 1	NON-CONFERENCE	0- 0	1- 1	3- 3				
2- 1	0- 0	0- 0	HOME	0- 0	0- 1	2- 0				
1- 5	0- 2	0- 1	AWAY	0- 0	0- 0	1- 2				
1- 1	0- 0	0- 0	NEUTRAL	0- 0	1- 0	0- 1				
4- 1	0- 0	0- 0	CONFERENCE	0- 0	0- 0	4- 1				
3- 0	0- 0	0- 0	HOME	0- 0	0- 0	3- 0				
1- 1	0- 0	0- 0	AWAY	0- 0	0- 0	1- 1				
0- 0	0- 0	0- 0	NEUTRAL	0- 0	0- 0	0- 0				

RPI 1-25				RPI 26-50				RPI 51-100				RPI 101+ Team's RPI: 213			
RPI	S	Opponent	Score	RPI	S	Opponent	Score	RPI	S	Opponent	Score	RPI	S	Opponent	Score
11	A	Indiana	52 75	40	A	Old Dominion	34 85					105	H	Lehigh	65 66
18	A	Kentucky	44 67									132	N	Richmond	75 67
												175	N	Hampton	60 68
												180	A	Merrimack	55 76
												186	A	Towson	57 73
												255	A	Radford	75 58
												270	H	Wagner	78 63
												283	H	Loyola Maryland	81 75
												306	A	UMES	76 78
												318	A	Bryant	76 70
												320	H	UMBC	71 61
												344	H	Central Conn. St.	72 64
												348	H	LIU Brooklyn	75 57
LAST 10 Division I															
344	H	Central Conn. St.	72 64	40	A	Old Dominion	34 85								
180	A	Merrimack	55 76	132	N	Richmond	75 67								
318	A	Bryant	76 70	175	N	Hampton	60 68								
348	H	LIU Brooklyn	75 57	306	A	UMES	76 78								
270	H	Wagner	78 63	105	H	Lehigh	65 66								

Non-Div I Games: Frostburg St. 94 40

Mt. St. Mary's

Loss, Non-Conf, S Site, H Home A Away N Neutral

Average RPI Win:	239	WON-LOST	WINNING	LAST 10	STRENGTH OF	OPP. STRENGTH	TEAM	ADJ.	CONF.	ADJ CONF.
Average RPI Loss:	105	RECORD	PCT. RANK	GAMES	SCHEDULE	OF SCHEDULE	RPI	RPI	RPI	RPI
DIV. I ONLY	5- 12	272	2-8	76	124	214	214	9	9	
DIV. I NON-CONF.	5- 8	221	2-4	89	196	188	188	8	8	
TOTALS	RPI 1-25	RPI 26-50	W-L RECORDS	RPI 51-100	RPI 101-150	RPI 150+				
5- 12	0- 0	0- 5	OVERALL	0- 1	0- 4	5- 2				
4- 4	0- 0	0- 2	HOME	0- 1	0- 1	4- 0				
1- 6	0- 0	0- 1	AWAY	0- 0	0- 3	1- 2				
0- 2	0- 0	0- 2	NEUTRAL	0- 0	0- 0	0- 0				
5- 8	0- 0	0- 4	NON-CONFERENCE	0- 0	0- 2	5- 2				
4- 2	0- 0	0- 1	HOME	0- 0	0- 1	4- 0				
1- 4	0- 0	0- 1	AWAY	0- 0	0- 1	1- 2				
0- 2	0- 0	0- 2	NEUTRAL	0- 0	0- 0	0- 0				
0- 4	0- 0	0- 1	CONFERENCE	0- 1	0- 2	0- 0				
0- 2	0- 0	0- 1	HOME	0- 1	0- 0	0- 0				
0- 2	0- 0	0- 0	AWAY	0- 0	0- 2	0- 0				
0- 0	0- 0	0- 0	NEUTRAL	0- 0	0- 0	0- 0				

RPI S	Opponent	Score	RPI S	Opponent	Score	RPI S	Opponent	Score	RPI S	Opponent	Score	Team's RPI: 214
			37 N	Marquette	60 61	80 H	South Fla.	52 68	114 A	Abilene Christian	63 73	
			38 N	Western Ky.	63 76				128 A	Tulane	62 64	
			39 H	Oklahoma St.	48 78				147 H	SFA	63 67	
			45 A	Arkansas	41 91				148 A	Wichita St.	46 57	
			49 H	Temple	65 74				203 A	Little Rock	51 63	
									208 A	UTEP	58 51	
									232 A	Stetson	60 66	
									235 H	Arkansas St.	79 77	
									243 H	Oral Roberts	67 65	
									254 H	LMU (CA)	75 56	
									257 H	Colorado St.	61 55	
LAST 10 Division I												
			148 A	Wichita St.	46 57	257 H	Colorado St.	61 55				
			80 H	South Fla.	52 68	232 A	Stetson	60 66				
			128 A	Tulane	62 64	45 A	Arkansas	41 91				
			49 H	Temple	65 74	203 A	Little Rock	51 63				
			208 A	UTEP	58 51	114 A	Abilene Christian	63 73				

Non-Div I Games:

Tulsa

■ Loss, 
 ■ Non-Conf, 
 ■ S Site, 
 ■ H Home 
 ■ A Away 
 N Neutral

## Niagara

Through Games Of Jan. 18, 2020

Average RPI Win:	282	WON-LOST	WINNING	LAST 10	STRENGTH OF	OPP. STRENGTH	TEAM	ADJ.	CONF.	ADJ CONF.
Average RPI Loss:	142	RECORD	PCT. RANK	GAMES	SCHEDULE	OF SCHEDULE	RPI	RPI	RPI	RPI
DIV. I ONLY	5- 10	257	5-5	176	273	215	215	24	24	
DIV. I NON-CONF.	2- 7	288	2-2	144	310	258	258	25	25	
TOTALS	RPI 1-25	RPI 26-50	W-L RECORDS	RPI 51-100	RPI 101-150	RPI 150+				
5- 10	0- 1	0- 0	OVERALL	0- 4	0- 1	5- 4				
2- 2	0- 0	0- 0	HOME	0- 2	0- 0	2- 0				
3- 8	0- 1	0- 0	AWAY	0- 2	0- 1	3- 4				
0- 0	0- 0	0- 0	NEUTRAL	0- 0	0- 0	0- 0				
2- 7	0- 1	0- 0	NON-CONFERENCE	0- 2	0- 1	2- 3				
1- 1	0- 0	0- 0	HOME	0- 1	0- 0	1- 0				
1- 6	0- 1	0- 0	AWAY	0- 1	0- 1	1- 3				
0- 0	0- 0	0- 0	NEUTRAL	0- 0	0- 0	0- 0				
3- 3	0- 0	0- 0	CONFERENCE	0- 2	0- 0	3- 1				
1- 1	0- 0	0- 0	HOME	0- 1	0- 0	1- 0				
2- 2	0- 0	0- 0	AWAY	0- 1	0- 0	2- 1				
0- 0	0- 0	0- 0	NEUTRAL	0- 0	0- 0	0- 0				

RPI 1-25				RPI 26-50				RPI 51-100				RPI 101+ Team's RPI: 215			
RPI	S	Opponent	Score	RPI	S	Opponent	Score	RPI	S	Opponent	Score	RPI	S	Opponent	Score
25	A	Rutgers	37 87					78	H	Buffalo	67 81	150	A	Cornell	59 82
								79	H	Marist	67 94	196	A	Binghamton	55 74
								88	A	Colgate	72 85	202	A	Iona	63 57
								90	A	Rider	75 79	217	A	Manhattan	65 68
												233	A	Howard	42 91
												268	A	St. Bonaventure	67 71
												269	H	Oakland	77 63
												287	A	Monmouth	73 70
												309	H	Siena	68 61
												343	A	Coppin St.	82 67
LAST 10 Division I															
287	A	Monmouth	73 70	90	A	Rider	75 79								
202	A	Iona	63 57	343	A	Coppin St.	82 67								
79	H	Marist	67 94	233	A	Howard	42 91								
309	H	Siena	68 61	88	A	Colgate	72 85								
217	A	Manhattan	65 68	269	H	Oakland	77 63								

Non-Div I Games:

Niagara

■ Loss, 
 ■ Non-Conf, 
 ■ S Site, 
 ■ H Home 
 ■ A Away 
 N Neutral

## Jacksonville

Through Games Of Jan. 18, 2020

Average RPI Win:	309	WON-LOST	WINNING	LAST 10	STRENGTH OF	OPP. STRENGTH	TEAM	ADJ.	CONF.	ADJ CONF.
Average RPI Loss:	112	RECORD	PCT. RANK	GAMES	SCHEDULE	OF SCHEDULE	RPI	RPI	RPI	RPI
DIV. I ONLY	8- 7	155	6-4	290	267	216	216	16	16	
DIV. I NON-CONF.	6- 5	151	4-2	295	291	220	220	16	16	
TOTALS	RPI 1-25	RPI 26-50	W-L RECORDS	RPI 51-100	RPI 101-150	RPI 150+				
8- 7	0- 1	0- 1	OVERALL	0- 1	0- 1	8- 3				
5- 2	0- 0	0- 0	HOME	0- 0	0- 0	5- 2				
3- 5	0- 1	0- 1	AWAY	0- 1	0- 1	3- 1				
0- 0	0- 0	0- 0	NEUTRAL	0- 0	0- 0	0- 0				
6- 5	0- 1	0- 1	NON-CONFERENCE	0- 1	0- 0	6- 2				
3- 2	0- 0	0- 0	HOME	0- 0	0- 0	3- 2				
3- 3	0- 1	0- 1	AWAY	0- 1	0- 0	3- 0				
0- 0	0- 0	0- 0	NEUTRAL	0- 0	0- 0	0- 0				
2- 2	0- 0	0- 0	CONFERENCE	0- 0	0- 1	2- 1				
2- 0	0- 0	0- 0	HOME	0- 0	0- 0	2- 0				
0- 2	0- 0	0- 0	AWAY	0- 0	0- 1	0- 1				
0- 0	0- 0	0- 0	NEUTRAL	0- 0	0- 0	0- 0				

RPI 1-25				RPI 26-50				RPI 51-100				RPI 101+ Team's RPI: 216			
RPI	S	Opponent	Score	RPI	S	Opponent	Score	RPI	S	Opponent	Score	RPI	S	Opponent	Score
19	A	Florida St.	41 75	50	A	Colorado	44 66	80	A	South Fla.	39 70	107	A	Liberty	76 85
												170	H	Norfolk St.	64 71
												171	A	North Ala.	65 76
												185	H	Bethune-Cookman	52 53
												232	H	Stetson	57 52
												303	A	Jacksonville St.	55 40
												304	H	Nicholls St.	72 55
												308	H	FIU	77 52
												322	A	Mercer	87 83
												325	H	NJIT	88 67
												332	H	USC Upstate	87 43
												349	A	Florida A&M	88 54
LAST 10 Division I															
				232	H	Stetson	57 52					303	A	Jacksonville St.	55 40
				325	H	NJIT	88 67					349	A	Florida A&M	88 54
				107	A	Liberty	76 85					308	H	FIU	77 52
				171	A	North Ala.	65 76					185	H	Bethune-Cookman	52 53
				322	A	Mercer	87 83					170	H	Norfolk St.	64 71

Non-Div I Games: Thomas (GA) 94 36 Johnson (FL) 114 35

Jacksonville

Loss, Non-Conf, S Site, H Home A Away N Neutral



Average RPI Win:	278	WON-LOST	WINNING	LAST 10	STRENGTH OF	OPP. STRENGTH	TEAM	ADJ.	CONF.	ADJ CONF.
Average RPI Loss:	144	RECORD	PCT. RANK	GAMES	SCHEDULE	OF SCHEDULE	RPI	RPI	RPI	RPI
DIV. I ONLY	7- 9	205	5-5	209	313	217	217	24	24	
DIV. I NON-CONF.	3- 6	235	1-2	65	308	189	189	25	25	
TOTALS	RPI 1-25	RPI 26-50	W-L RECORDS	RPI 51-100	RPI 101-150	RPI 150+				
7- 9	0- 0	0- 0	OVERALL	0- 4	0- 2	7- 3				
4- 3	0- 0	0- 0	HOME	0- 2	0- 1	4- 0				
3- 6	0- 0	0- 0	AWAY	0- 2	0- 1	3- 3				
0- 0	0- 0	0- 0	NEUTRAL	0- 0	0- 0	0- 0				
3- 6	0- 0	0- 0	NON-CONFERENCE	0- 3	0- 2	3- 1				
2- 2	0- 0	0- 0	HOME	0- 1	0- 1	2- 0				
1- 4	0- 0	0- 0	AWAY	0- 2	0- 1	1- 1				
0- 0	0- 0	0- 0	NEUTRAL	0- 0	0- 0	0- 0				
4- 3	0- 0	0- 0	CONFERENCE	0- 1	0- 0	4- 2				
2- 1	0- 0	0- 0	HOME	0- 1	0- 0	2- 0				
2- 2	0- 0	0- 0	AWAY	0- 0	0- 0	2- 2				
0- 0	0- 0	0- 0	NEUTRAL	0- 0	0- 0	0- 0				

RPI S	Opponent	Score	RPI S	Opponent	Score	RPI S	Opponent	Score	RPI S	Opponent	Score	Team's RPI: 217
						58	A Nebraska	51 71	104	A Stony Brook	54 59	
						79	H Marist	66 71	131	H Fordham	45 51	
						86	A Villanova	51 63	157	H Dartmouth	70 58	
						100	H Duquesne	65 76	210	A Quinnipiac	58 70	
									215	H Niagara	68 65	
									240	A Lafayette	53 60	
									267	H Army West Point	86 56	
									287	A Monmouth	60 62	
									309	A Siena	80 50	
									330	H Canisius	68 50	
									334	A Fairleigh Dickinson	62 61	
									336	A Saint Peter's	85 52	
LAST 10 Division I												
			79	H Marist	66 71	330	H Canisius	68 50				
			309	A Siena	80 50	58	A Nebraska	51 71				
			210	A Quinnipiac	58 70	287	A Monmouth	60 62				
			336	A Saint Peter's	85 52	267	H Army West Point	86 56				
			215	H Niagara	68 65	131	H Fordham	45 51				

Non-Div I Games:

Manhattan

  Loss, 
  Non-Conf, 
  S Site, 
  H Home 
  A Away 
N Neutral

Average RPI Win:	279	WON-LOST	WINNING	LAST 10	STRENGTH OF	OPP. STRENGTH	TEAM	ADJ.	CONF.	ADJ CONF.
Average RPI Loss:	90	RECORD	PCT. RANK	GAMES	SCHEDULE	OF SCHEDULE	RPI	RPI	RPI	RPI
DIV. I ONLY	7- 9	205	6-4	219	160	218	218	20	20	
DIV. I NON-CONF.	3- 7	252	2-2	171	131	239	239	19	19	
TOTALS	RPI 1-25	RPI 26-50	W-L RECORDS	RPI 51-100	RPI 101-150	RPI 150+				
7- 9	0- 1	0- 2	OVERALL	0- 4	0- 0	7- 2				
5- 2	0- 0	0- 1	HOME	0- 1	0- 0	5- 0				
2- 5	0- 1	0- 1	AWAY	0- 2	0- 0	2- 1				
0- 2	0- 0	0- 0	NEUTRAL	0- 1	0- 0	0- 1				
3- 7	0- 1	0- 1	NON-CONFERENCE	0- 3	0- 0	3- 2				
2- 1	0- 0	0- 0	HOME	0- 1	0- 0	2- 0				
1- 4	0- 1	0- 1	AWAY	0- 1	0- 0	1- 1				
0- 2	0- 0	0- 0	NEUTRAL	0- 1	0- 0	0- 1				
4- 2	0- 0	0- 1	CONFERENCE	0- 1	0- 0	4- 0				
3- 1	0- 0	0- 1	HOME	0- 0	0- 0	3- 0				
1- 1	0- 0	0- 0	AWAY	0- 1	0- 0	1- 0				
0- 0	0- 0	0- 0	NEUTRAL	0- 0	0- 0	0- 0				

RPI 1-25				RPI 26-50				RPI 51-100				RPI 101+ Team's RPI: 218			
RPI	S	Opponent	Score	RPI	S	Opponent	Score	RPI	S	Opponent	Score	RPI	S	Opponent	Score
24	A	Purdue	59 66	31	A	Drake	75 94	68	N	Southern Ill.	65 79	158	A	Missouri	89 97
				48	H	South Dakota	65 96	71	A	Illinois St.	65 78	166	H	Southeast Mo. St.	97 91
								81	H	Bradley	49 84	243	H	Oral Roberts	75 61
								82	A	South Dakota St.	45 75	246	N	Eastern Ill.	52 60
												271	H	Indiana St.	83 72
												296	H	Denver	82 75
												305	A	North Dakota St.	79 78
												329	H	Purdue Fort Wayne	79 68
												346	A	Chicago St.	88 78
LAST 10 Division I															
243	H	Oral Roberts	75 61	48	H	South Dakota	65 96	246	N	Eastern Ill.	52 60				
296	H	Denver	82 75					68	N	Southern Ill.	65 79				
329	H	Purdue Fort Wayne	79 68					166	H	Southeast Mo. St.	97 91				
82	A	South Dakota St.	45 75					346	A	Chicago St.	88 78				
305	A	North Dakota St.	79 78												

Non-Div I Games: Culver-Stockton 82 76 Ill.-Springfield 91 51 Mo. Baptist 90 69

Western Ill.

Average RPI Win:	172	WON-LOST	WINNING	LAST 10	STRENGTH OF	OPP. STRENGTH	TEAM	ADJ.	CONF.	ADJ CONF.
Average RPI Loss:	93	RECORD	PCT. RANK	GAMES	SCHEDULE	OF SCHEDULE	RPI	RPI	RPI	RPI
DIV. I ONLY	2- 15	334	1-9	22	81	219	219	6	6	
DIV. I NON-CONF.	1- 10	329	0-4	15	142	238	238	6	6	
TOTALS	RPI 1-25	RPI 26-50	W-L RECORDS	RPI 51-100	RPI 101-150	RPI 150+				
2- 15	0- 2	0- 2	OVERALL	0- 5	1- 5	1- 1				
1- 8	0- 1	0- 1	HOME	0- 2	1- 3	0- 1				
1- 5	0- 0	0- 1	AWAY	0- 3	0- 1	1- 0				
0- 2	0- 1	0- 0	NEUTRAL	0- 0	0- 1	0- 0				
1- 10	0- 1	0- 2	NON-CONFERENCE	0- 2	1- 4	0- 1				
1- 4	0- 0	0- 1	HOME	0- 0	1- 2	0- 1				
0- 4	0- 0	0- 1	AWAY	0- 2	0- 1	0- 0				
0- 2	0- 1	0- 0	NEUTRAL	0- 0	0- 1	0- 0				
1- 5	0- 1	0- 0	CONFERENCE	0- 3	0- 1	1- 0				
0- 4	0- 1	0- 0	HOME	0- 2	0- 1	0- 0				
1- 1	0- 0	0- 0	AWAY	0- 1	0- 0	1- 0				
0- 0	0- 0	0- 0	NEUTRAL	0- 0	0- 0	0- 0				

RPI S	Opponent	Score	RPI S	Opponent	Score	RPI S	Opponent	Score	RPI S	Opponent	Score	Team's RPI: 219
13 N	Northwestern	59 79	49 A	Temple	65 78	52 H	St. John's (NY)	67 75	110 H	Utah	70 63	
14 H	DePaul	68 91	50 H	Colorado	53 62	56 H	Seton Hall	61 83	117 H	Butler	70 78	
						75 A	Ball St.	49 70	123 H	Cincinnati	78 85	
						86 A	Villanova	54 66	136 N	Florida	64 67	
						90 A	Rider	57 64	137 H	Wright St.	74 86	
									138 A	Robert Morris	57 71	
									234 A	Georgetown	85 64	
									253 H	Eastern Ky.	55 56	
LAST 10 Division I												
14 H	DePaul	68 91	52 H	St. John's (NY)	67 75							
86 A	Villanova	54 66	13 N	Northwestern	59 79							
234 A	Georgetown	85 64	136 N	Florida	64 67							
117 H	Butler	70 78	123 H	Cincinnati	78 85							
56 H	Seton Hall	61 83	253 H	Eastern Ky.	55 56							

Non-Div I Games:

Xavier

## Wyoming

Through Games Of Jan. 18, 2020

Average RPI Win:	243	WON-LOST	WINNING	LAST 10	STRENGTH OF	OPP. STRENGTH	TEAM	ADJ.	CONF.	ADJ CONF.
Average RPI Loss:	162	RECORD	PCT. RANK	GAMES	SCHEDULE	OF SCHEDULE	RPI	RPI	RPI	RPI
DIV. I ONLY	7- 9	205	4-6	205	255	220	220	17	17	
DIV. I NON-CONF.	3- 5	224	1-2	226	238	269	269	24	24	
TOTALS	RPI 1-25	RPI 26-50	W-L RECORDS	RPI 51-100	RPI 101-150	RPI 150+				
7- 9	0- 1	0- 1	OVERALL	1- 2	0- 0	6- 5				
4- 4	0- 1	0- 1	HOME	1- 0	0- 0	3- 2				
3- 5	0- 0	0- 0	AWAY	0- 2	0- 0	3- 3				
0- 0	0- 0	0- 0	NEUTRAL	0- 0	0- 0	0- 0				
3- 5	0- 1	0- 1	NON-CONFERENCE	0- 1	0- 0	3- 2				
2- 3	0- 1	0- 1	HOME	0- 0	0- 0	2- 1				
1- 2	0- 0	0- 0	AWAY	0- 1	0- 0	1- 1				
0- 0	0- 0	0- 0	NEUTRAL	0- 0	0- 0	0- 0				
4- 4	0- 0	0- 0	CONFERENCE	1- 1	0- 0	3- 3				
2- 1	0- 0	0- 0	HOME	1- 0	0- 0	1- 1				
2- 3	0- 0	0- 0	AWAY	0- 1	0- 0	2- 2				
0- 0	0- 0	0- 0	NEUTRAL	0- 0	0- 0	0- 0				

RPI 1-25				RPI 26-50				RPI 51-100				RPI 101+ Team's RPI: 220			
RPI	S	Opponent	Score	RPI	S	Opponent	Score	RPI	S	Opponent	Score	RPI	S	Opponent	Score
10	H	Gonzaga	54 65	50	H	Colorado	56 66	82	A	South Dakota St.	40 67	169	H	Saint Mary's (CA)	69 67
								94	A	Fresno St.	59 89	181	A	New Mexico	73 66
								97	H	Boise St.	73 68	192	A	UNLV	53 65
												200	H	Northern Colo.	44 46
												257	H	Colorado St.	49 56
												276	A	San Diego St.	60 67
												288	H	Nevada	83 59
												296	A	Denver	57 71
												305	A	North Dakota St.	66 57
												311	A	Air Force	65 63
												351	H	Mississippi Val.	95 22
LAST 10 Division I															
				94	A	Fresno St.	59 89	97	H	Boise St.	73 68				
				288	H	Nevada	83 59	10	H	Gonzaga	54 65				
				192	A	UNLV	53 65	200	H	Northern Colo.	44 46				
				276	A	San Diego St.	60 67	351	H	Mississippi Val.	95 22				
				257	H	Colorado St.	49 56	181	A	New Mexico	73 66				

Non-Div I Games: Colo. Christian 70 31

Wyoming

■ Loss, 
 ■ Non-Conf, S Site, 
 ■ Home 
 ■ Away 
 N Neutral

Central Ark.

Through Games Of Jan. 18, 2020

Average RPI Win:	281	WON-LOST	WINNING	LAST 10	STRENGTH OF	OPP. STRENGTH	TEAM	ADJ.	CONF.	ADJ CONF.
Average RPI Loss:	137	RECORD	PCT. RANK	GAMES	SCHEDULE	OF SCHEDULE	RPI	RPI	RPI	RPI
DIV. I ONLY	5- 9	249	5-5	216	239	221	221	25	25	
DIV. I NON-CONF.	1- 5	313	1-1	66	99	236	236	23	23	
TOTALS	RPI 1-25	RPI 26-50	W-L RECORDS	RPI 51-100	RPI 101-150	RPI 150+				
5- 9	0- 1	0- 0	OVERALL	0- 1	0- 4	5- 3				
2- 2	0- 0	0- 0	HOME	0- 0	0- 2	2- 0				
3- 7	0- 1	0- 0	AWAY	0- 1	0- 2	3- 3				
0- 0	0- 0	0- 0	NEUTRAL	0- 0	0- 0	0- 0				
1- 5	0- 1	0- 0	NON-CONFERENCE	0- 1	0- 1	1- 2				
1- 0	0- 0	0- 0	HOME	0- 0	0- 0	1- 0				
0- 5	0- 1	0- 0	AWAY	0- 1	0- 1	0- 2				
0- 0	0- 0	0- 0	NEUTRAL	0- 0	0- 0	0- 0				
4- 4	0- 0	0- 0	CONFERENCE	0- 0	0- 3	4- 1				
1- 2	0- 0	0- 0	HOME	0- 0	0- 2	1- 0				
3- 2	0- 0	0- 0	AWAY	0- 0	0- 1	3- 1				
0- 0	0- 0	0- 0	NEUTRAL	0- 0	0- 0	0- 0				

RPI S	Opponent	Score	RPI S	Opponent	Score	RPI S	Opponent	Score	RPI S	Opponent	Score	Team's RPI: 221
17	A Texas A&M	46 76				73	A Tennessee	36 63	120	H New Orleans	37 49	
									128	A Tulane	38 65	
									144	H Sam Houston St.	54 72	
									147	A SFA	41 102	
									155	H Jackson St.	57 54	
									178	A A&M-Corpus Christi	47 67	
									203	A Little Rock	48 63	
									227	A Northern Ky.	56 72	
									300	H Houston Baptist	63 39	
									304	A Nicholls St.	53 46	
									315	A McNeese	70 57	
									331	A Incarnate Word	47 37	
LAST 10 Division I												
304	A Nicholls St.	53 46	300	H Houston Baptist	63 39							
147	A SFA	41 102	178	A A&M-Corpus Christi	47 67							
144	H Sam Houston St.	54 72	331	A Incarnate Word	47 37							
120	H New Orleans	37 49	17	A Texas A&M	46 76							
315	A McNeese	70 57	155	H Jackson St.	57 54							

Non-Div I Games: Hendrix 104 28 Central Baptist 66 43 Crowley's Ridge 82 26

Central Ark.

Loss, Non-Conf, S Site, H Home A Away N Neutral

Average RPI Win: 268		WON-LOST	WINNING	LAST 10	STRENGTH OF	OPP. STRENGTH	TEAM	ADJ.	CONF.	ADJ CONF.
Average RPI Loss: 223		RECORD	PCT. RANK	GAMES	SCHEDULE	OF SCHEDULE	RPI	RPI	RPI	RPI
DIV. I ONLY		10- 7	125	6-4	331	285	222	222	26	26
DIV. I NON-CONF.		8- 5	117	4-2	328	292	229	229	26	26
TOTALS		RPI 1-25	RPI 26-50	W-L RECORDS	RPI 51-100	RPI 101-150	RPI 150+			
10- 7	0- 0		0- 0	OVERALL	0- 0	0- 0	10- 7			
5- 2	0- 0		0- 0	HOME	0- 0	0- 0	5- 2			
5- 5	0- 0		0- 0	AWAY	0- 0	0- 0	5- 5			
0- 0	0- 0		0- 0	NEUTRAL	0- 0	0- 0	0- 0			
8- 5	0- 0		0- 0	NON-CONFERENCE	0- 0	0- 0	8- 5			
4- 2	0- 0		0- 0	HOME	0- 0	0- 0	4- 2			
4- 3	0- 0		0- 0	AWAY	0- 0	0- 0	4- 3			
0- 0	0- 0		0- 0	NEUTRAL	0- 0	0- 0	0- 0			
2- 2	0- 0		0- 0	CONFERENCE	0- 0	0- 0	2- 2			
1- 0	0- 0		0- 0	HOME	0- 0	0- 0	1- 0			
1- 2	0- 0		0- 0	AWAY	0- 0	0- 0	1- 2			
0- 0	0- 0		0- 0	NEUTRAL	0- 0	0- 0	0- 0			

RPI 1-25				RPI 26-50				RPI 51-100				RPI 101+ Team's RPI: 222			
RPI	S	Opponent	Score	RPI	S	Opponent	Score	RPI	S	Opponent	Score	RPI	S	Opponent	Score
												153	A	San Diego	72 67
												168	H	Montana	69 71
												187	A	Hawaii	72 79
												192	A	UNLV	64 58
												195	A	Southern Utah	63 79
												230	A	San Francisco	63 71
												248	A	CSUN	57 63
												254	A	LMU (CA)	79 74
												256	H	Delaware	55 72
												274	A	Grand Canyon	80 70
												276	A	San Diego St.	45 55
												281	A	UC Santa Barbara	70 68
												282	H	Long Beach St.	69 65
												286	H	Utah St.	83 62
												302	H	California Baptist	97 93
												311	H	Air Force	79 70
												342	H	Seattle U	81 63
EAST 10 Division I															
				187	A	Hawaii	72 79	311	H	Air Force	79 70				
				248	A	CSUN	57 63	302	H	California Baptist	97 93				
				282	H	Long Beach St.	69 65	153	A	San Diego	72 67				
				281	A	UC Santa Barbara	70 68	230	A	San Francisco	63 71				
				342	H	Seattle U	81 63	168	H	Montana	69 71				

Non-Div I Games:

Cal St. Fullerton

Loss, Non-Conf, S Site, H Home A Away N Neutral

Average RPI Win:	263	WON-LOST	WINNING	LAST 10	STRENGTH OF	OPP. STRENGTH	TEAM	ADJ.	CONF.	ADJ CONF.
Average RPI Loss:	127	RECORD	PCT. RANK	GAMES	SCHEDULE	OF SCHEDULE	RPI	RPI	RPI	RPI
DIV. I ONLY	4- 10	279	3-7	72	309	223	223	14	14	
DIV. I NON-CONF.	2- 7	288	1-4	107	342	277	277	14	14	
TOTALS	RPI 1-25	RPI 26-50	W-L RECORDS	RPI 51-100	RPI 101-150	RPI 150+				
4- 10	0- 1	0- 1	OVERALL	0- 3	0- 2	4- 3				
2- 5	0- 0	0- 1	HOME	0- 1	0- 1	2- 2				
2- 4	0- 1	0- 0	AWAY	0- 1	0- 1	2- 1				
0- 1	0- 0	0- 0	NEUTRAL	0- 1	0- 0	0- 0				
2- 7	0- 1	0- 0	NON-CONFERENCE	0- 2	0- 1	2- 3				
1- 3	0- 0	0- 0	HOME	0- 0	0- 1	1- 2				
1- 3	0- 1	0- 0	AWAY	0- 1	0- 0	1- 1				
0- 1	0- 0	0- 0	NEUTRAL	0- 1	0- 0	0- 0				
2- 3	0- 0	0- 1	CONFERENCE	0- 1	0- 1	2- 0				
1- 2	0- 0	0- 1	HOME	0- 1	0- 0	1- 0				
1- 1	0- 0	0- 0	AWAY	0- 0	0- 1	1- 0				
0- 0	0- 0	0- 0	NEUTRAL	0- 0	0- 0	0- 0				

RPI	S	Opponent	Score	RPI	S	Opponent	Score	RPI	S	Opponent	Score	RPI	S	Opponent	Score	Team's RPI: 223
16	A	NC State	40 80	43	H	James Madison	58 66	59	A	Wake Forest	55 65	106	H	Coastal Caro.	43 62	
								63	N	North Carolina	45 85	108	A	Elon	53 77	
								84	H	Drexel	72 73	151	A	William & Mary	72 55	
												242	H	Kennesaw St.	56 58	
												256	H	Delaware	71 65	
												264	H	Winthrop	63 75	
												285	A	Longwood	58 59	
												293	A	Presbyterian	70 60	
												350	H	South Carolina St.	84 46	
LAST 10 Division I																
43	H	James Madison	58 66	63	N	North Carolina	45 85									
108	A	Elon	53 77	264	H	Winthrop	63 75									
151	A	William & Mary	72 55	106	H	Coastal Caro.	43 62									
84	H	Drexel	72 73	293	A	Presbyterian	70 60									
256	H	Delaware	71 65	242	H	Kennesaw St.	56 58									

Non-Div I Games: Catawba 75 78 Mount Olive 75 67

UNCW

Loss, Non-Conf, S Site, H Home A Away N Neutral

Average RPI Win:	241	WON-LOST	WINNING	LAST 10	STRENGTH OF	OPP. STRENGTH	TEAM	ADJ.	CONF.	ADJ CONF.
Average RPI Loss:	143	RECORD	PCT. RANK	GAMES	SCHEDULE	OF SCHEDULE	RPI	RPI	RPI	RPI
DIV. I ONLY	6- 9	228	5-5	189	175	224	224	26	26	
DIV. I NON-CONF.	4- 8	235	3-4	160	193	231	231	26	26	
TOTALS	RPI 1-25	RPI 26-50	W-L RECORDS	RPI 51-100	RPI 101-150	RPI 150+				
6- 9	0- 1	0- 0	OVERALL	0- 2	0- 1	6- 5				
5- 2	0- 0	0- 0	HOME	0- 0	0- 0	5- 2				
1- 7	0- 1	0- 0	AWAY	0- 2	0- 1	1- 3				
0- 0	0- 0	0- 0	NEUTRAL	0- 0	0- 0	0- 0				
4- 8	0- 1	0- 0	NON-CONFERENCE	0- 2	0- 1	4- 4				
3- 2	0- 0	0- 0	HOME	0- 0	0- 0	3- 2				
1- 6	0- 1	0- 0	AWAY	0- 2	0- 1	1- 2				
0- 0	0- 0	0- 0	NEUTRAL	0- 0	0- 0	0- 0				
2- 1	0- 0	0- 0	CONFERENCE	0- 0	0- 0	2- 1				
2- 0	0- 0	0- 0	HOME	0- 0	0- 0	2- 0				
0- 1	0- 0	0- 0	AWAY	0- 0	0- 0	0- 1				
0- 0	0- 0	0- 0	NEUTRAL	0- 0	0- 0	0- 0				

RPI 1-25				RPI 26-50				RPI 51-100				RPI 101+ Team's RPI: 224			
RPI	S	Opponent	Score	RPI	S	Opponent	Score	RPI	S	Opponent	Score	RPI	S	Opponent	Score
9	A	Stanford	55 67					66	A	Minnesota	67 76	115	A	Montana St.	65 77
								94	A	Fresno St.	65 73	165	H	Santa Clara	61 62
												169	A	Saint Mary's (CA)	74 83
												173	H	Portland St.	70 76
												187	H	Hawaii	62 49
												199	H	Boston U.	75 68
												209	A	Northern Ariz.	71 61
												230	H	San Francisco	79 67
												236	A	UC Riverside	70 75
												263	A	Pepperdine	67 70
												282	H	Long Beach St.	57 55
												341	H	Sacramento St.	77 75
LAST 10 Division I															
282	H	Long Beach St.	57 55	66	A	Minnesota	67 76	209	A	Northern Ariz.	71 61	199	H	Boston U.	75 68
187	H	Hawaii	62 49					173	H	Portland St.	70 76	341	H	Sacramento St.	77 75
236	A	UC Riverside	70 75												
9	A	Stanford	55 67												
263	A	Pepperdine	67 70												

Non-Div I Games: William Jessup 96 32

UC Davis

■ Loss, 
 ■ Non-Conf, 
 ■ S Site, 
 ■ H Home 
 ■ A Away 
 N Neutral



Average RPI Win:	201	WON-LOST	WINNING	LAST 10	STRENGTH OF	OPP. STRENGTH	TEAM	ADJ.	CONF.	ADJ CONF.
Average RPI Loss:	152	RECORD	PCT. RANK	GAMES	SCHEDULE	OF SCHEDULE	RPI	RPI	RPI	RPI
DIV. I ONLY	5- 13	284	3-7	78	302	225	225	23	23	
DIV. I NON-CONF.	4- 10	259	2-4	50	304	198	198	20	20	
TOTALS	RPI 1-25	RPI 26-50	W-L RECORDS	RPI 51-100	RPI 101-150	RPI 150+				
5- 13	0- 0	0- 1	OVERALL	1- 3	1- 4	3- 5				
2- 7	0- 0	0- 0	HOME	1- 2	0- 1	1- 4				
3- 6	0- 0	0- 1	AWAY	0- 1	1- 3	2- 1				
0- 0	0- 0	0- 0	NEUTRAL	0- 0	0- 0	0- 0				
4- 10	0- 0	0- 1	NON-CONFERENCE	1- 3	1- 2	2- 4				
2- 5	0- 0	0- 0	HOME	1- 2	0- 0	1- 3				
2- 5	0- 0	0- 1	AWAY	0- 1	1- 2	1- 1				
0- 0	0- 0	0- 0	NEUTRAL	0- 0	0- 0	0- 0				
1- 3	0- 0	0- 0	CONFERENCE	0- 0	0- 2	1- 1				
0- 2	0- 0	0- 0	HOME	0- 0	0- 1	0- 1				
1- 1	0- 0	0- 0	AWAY	0- 0	0- 1	1- 0				
0- 0	0- 0	0- 0	NEUTRAL	0- 0	0- 0	0- 0				

RPI S	Opponent	Score	RPI S	Opponent	Score	RPI S	Opponent	Score	RPI S	Opponent	Score	Team's RPI: 225
27	A Georgia Tech	48 87	59	H Wake Forest	67 60	103	A N.C. A&T	69 80	107	A Liberty	63 62	
			69	A Troy	61 79	116	A UNC Greensboro	47 63	149	H Furman	62 81	
			73	H Tennessee	68 72	150	A Cornell	43 71	188	H Cleveland St.	54 62	
			85	H Davidson	60 75	231	H UNC Asheville	54 72	237	A High Point	62 80	
						238	H South Alabama	65 60	255	H Radford	43 67	
						273	A Appalachian St.	67 61	297	H Wofford	47 76	
						328	A Western Caro.	62 57				
LAST 10 Division I												
297	H Wofford	47 76	238	H South Alabama	65 60							
149	H Furman	62 81	27	A Georgia Tech	48 87							
328	A Western Caro.	62 57	69	A Troy	61 79							
116	A UNC Greensboro	47 63	188	H Cleveland St.	54 62							
150	A Cornell	43 71	59	H Wake Forest	67 60							

Non-Div I Games: Converse 73 35

ETSU

■ Loss, 
 ■ Non-Conf, 
 ■ S Site, 
 ■ H Home 
 ■ A Away 
 N Neutral

Average RPI Win:	304	WON-LOST	WINNING	LAST 10	STRENGTH OF	OPP. STRENGTH	TEAM	ADJ.	CONF.	ADJ CONF.
Average RPI Loss:	113	RECORD	PCT. RANK	GAMES	SCHEDULE	OF SCHEDULE	RPI	RPI	RPI	RPI
DIV. I ONLY	9- 9	172	8-2	266	300	226	226	28	28	
DIV. I NON-CONF.	4- 9	250	3-2	185	303	261	261	29	29	
TOTALS	RPI 1-25	RPI 26-50	W-L RECORDS	RPI 51-100	RPI 101-150	RPI 150+				
9- 9	0- 0	0- 1	OVERALL	0- 2	0- 4	9- 2				
5- 4	0- 0	0- 1	HOME	0- 0	0- 2	5- 1				
4- 5	0- 0	0- 0	AWAY	0- 2	0- 2	4- 1				
0- 0	0- 0	0- 0	NEUTRAL	0- 0	0- 0	0- 0				
4- 9	0- 0	0- 1	NON-CONFERENCE	0- 2	0- 4	4- 2				
2- 4	0- 0	0- 1	HOME	0- 0	0- 2	2- 1				
2- 5	0- 0	0- 0	AWAY	0- 2	0- 2	2- 1				
0- 0	0- 0	0- 0	NEUTRAL	0- 0	0- 0	0- 0				
5- 0	0- 0	0- 0	CONFERENCE	0- 0	0- 0	5- 0				
3- 0	0- 0	0- 0	HOME	0- 0	0- 0	3- 0				
2- 0	0- 0	0- 0	AWAY	0- 0	0- 0	2- 0				
0- 0	0- 0	0- 0	NEUTRAL	0- 0	0- 0	0- 0				

RPI S	Opponent	Score	RPI S	Opponent	Score	RPI S	Opponent	Score	RPI S	Opponent	Score	Team's RPI: 226
47	H Yale	59 67	67	A Kansas	44 79	102	A Boston College	46 89	109	A Providence	38 63	
			88	A Colgate	51 73	119	H Massachusetts	58 74	150	H Cornell	56 70	
						157	H Dartmouth	51 62	180	A Merrimack	50 73	
						196	A Binghamton	66 56	252	H Maine	66 57	
						284	H New Hampshire	58 53	318	A Bryant	55 35	
						320	H UMBC	75 64	334	H Fairleigh Dickinson	61 56	
						337	A Hartford	68 63	344	A Central Conn. St.	56 54	
						348	H LIU Brooklyn	65 56				
LAST 10 Division I												
252	H Maine	66 57	334	H Fairleigh Dickinson	61 56							
196	A Binghamton	66 56	180	A Merrimack	50 73							
337	A Hartford	68 63	157	H Dartmouth	51 62							
320	H UMBC	75 64	348	H LIU Brooklyn	65 56							
284	H New Hampshire	58 53	344	A Central Conn. St.	56 54							

Non-Div I Games:

UMass Lowell

■ Loss, 
 ■ Non-Conf, 
 ■ S Site, 
 ■ H Home 
 ■ A Away 
 N Neutral

Average RPI Win:	272	WON-LOST	WINNING	LAST 10	STRENGTH OF	OPP. STRENGTH	TEAM	ADJ.	CONF.	ADJ CONF.
Average RPI Loss:	138	RECORD	PCT. RANK	GAMES	SCHEDULE	OF SCHEDULE	RPI	RPI	RPI	RPI
DIV. I ONLY	9- 9	172	5-5	282	211	227	227	19	19	
DIV. I NON-CONF.	6- 5	151	2-1	316	186	234	234	18	18	
TOTALS	RPI 1-25	RPI 26-50	W-L RECORDS	RPI 51-100	RPI 101-150	RPI 150+				
9- 9	0- 1	0- 0	OVERALL	0- 3	0- 1	9- 4				
4- 4	0- 1	0- 0	HOME	0- 1	0- 1	4- 1				
4- 5	0- 0	0- 0	AWAY	0- 2	0- 0	4- 3				
1- 0	0- 0	0- 0	NEUTRAL	0- 0	0- 0	1- 0				
6- 5	0- 1	0- 0	NON-CONFERENCE	0- 2	0- 0	6- 2				
3- 2	0- 1	0- 0	HOME	0- 1	0- 0	3- 0				
2- 3	0- 0	0- 0	AWAY	0- 1	0- 0	2- 2				
1- 0	0- 0	0- 0	NEUTRAL	0- 0	0- 0	1- 0				
3- 4	0- 0	0- 0	CONFERENCE	0- 1	0- 1	3- 2				
1- 2	0- 0	0- 0	HOME	0- 0	0- 1	1- 1				
2- 2	0- 0	0- 0	AWAY	0- 1	0- 0	2- 1				
0- 0	0- 0	0- 0	NEUTRAL	0- 0	0- 0	0- 0				

RPI	S	Opponent	Score	RPI	S	Opponent	Score	RPI	S	Opponent	Score	RPI	S	Opponent	Score	Team's RPI: 227
1	H	Louisville	57 85					54	A	IUPUI	61 89	137	H	Wright St.	55 63	
								83	A	Belmont	45 62	161	H	Youngstown St.	75 56	
								93	H	Saint Louis	42 67	176	A	Green Bay	44 65	
												188	H	Cleveland St.	68 73	
												221	H	Central Ark.	72 56	
												253	A	Eastern Ky.	62 69	
												259	A	Lipscomb	69 71	
												271	A	Indiana St.	70 68	
												272	H	Omaha	57 40	
												280	A	Milwaukee	61 49	
												297	H	Wofford	80 72	
												303	N	Jacksonville St.	66 63	
												308	A	FIU	67 45	
												338	A	UIC	88 46	
LAST 10 Division I																
137	H	Wright St.	55 63	280	A	Milwaukee	61 49									
338	A	UIC	88 46	176	A	Green Bay	44 65									
54	A	IUPUI	61 89	297	H	Wofford	80 72									
188	H	Cleveland St.	68 73	271	A	Indiana St.	70 68									
161	H	Youngstown St.	75 56	1	H	Louisville	57 85									

Non-Div I Games:

Northern Ky.

■ Loss, 
 ■ Non-Conf, 
 ■ S Site, 
 ■ H Home 
 ■ A Away 
 N Neutral

Average RPI Win:	264	WON-LOST	WINNING	LAST 10	STRENGTH OF	OPP. STRENGTH	TEAM	ADJ.	CONF.	ADJ CONF.
Average RPI Loss:	146	RECORD	PCT. RANK	GAMES	SCHEDULE	OF SCHEDULE	RPI	RPI	RPI	RPI
DIV. I ONLY	9- 9	172	6-4	270	165	228	228	32	32	
DIV. I NON-CONF.	5- 7	205	2-2	230	43	243	243	32	32	
TOTALS	RPI 1-25	RPI 26-50	W-L RECORDS	RPI 51-100	RPI 101-150	RPI 150+				
9- 9	0- 1	0- 0	OVERALL	0- 1	0- 4	9- 3				
6- 4	0- 0	0- 0	HOME	0- 1	0- 2	6- 1				
3- 5	0- 1	0- 0	AWAY	0- 0	0- 2	3- 2				
0- 0	0- 0	0- 0	NEUTRAL	0- 0	0- 0	0- 0				
5- 7	0- 1	0- 0	NON-CONFERENCE	0- 1	0- 3	5- 2				
4- 4	0- 0	0- 0	HOME	0- 1	0- 2	4- 1				
1- 3	0- 1	0- 0	AWAY	0- 0	0- 1	1- 1				
0- 0	0- 0	0- 0	NEUTRAL	0- 0	0- 0	0- 0				
4- 2	0- 0	0- 0	CONFERENCE	0- 0	0- 1	4- 1				
2- 0	0- 0	0- 0	HOME	0- 0	0- 0	2- 0				
2- 2	0- 0	0- 0	AWAY	0- 0	0- 1	2- 1				
0- 0	0- 0	0- 0	NEUTRAL	0- 0	0- 0	0- 0				

RPI 1-25				RPI 26-50				RPI 51-100				RPI 101+ Team's RPI: 228			
RPI	S	Opponent	Score	RPI	S	Opponent	Score	RPI	S	Opponent	Score	RPI	S	Opponent	Score
4	A	Missouri St.	58 83					85	H	Davidson	64 74	107	H	Liberty	44 68
												111	A	Pacific	60 89
												113	H	Loyola Chicago	67 72
												140	A	CSU Bakersfield	60 70
												158	H	Missouri	59 56
												167	H	Kansas St.	67 74
												173	H	Portland St.	87 69
												205	A	George Mason	64 58
												272	A	Omaha	53 57
												274	A	Grand Canyon	74 53
												289	H	Eastern Wash.	66 55
												296	H	Denver	83 79
												310	H	New Mexico St.	56 52
												317	A	Utah Valley	41 62
												326	H	UTRGV	60 56
												342	A	Seattle U	76 65
LAST 10 Division I															
274	A	Grand Canyon	74 53	342	A	Seattle U	76 65								
140	A	CSU Bakersfield	60 70	107	H	Liberty	44 68								
310	H	New Mexico St.	56 52	289	H	Eastern Wash.	66 55								
326	H	UTRGV	60 56	167	H	Kansas St.	67 74								
317	A	Utah Valley	41 62	158	H	Missouri	59 56								

Non-Div I Games: Rockhurst 78 60 Science & Arts Okla74 43

UMKC

Loss, Non-Conf, S Site, H Home A Away N Neutral

Average RPI Win:	292	WON-LOST	WINNING	LAST 10	STRENGTH OF	OPP. STRENGTH	TEAM	ADJ.	CONF.	ADJ CONF.
Average RPI Loss:	166	RECORD	PCT. RANK	GAMES	SCHEDULE	OF SCHEDULE	RPI	RPI	RPI	RPI
DIV. I ONLY	6- 8	217	4-6	262	324	229	229	8	8	
DIV. I NON-CONF.	6- 7	182	4-5	293	335	245	245	9	9	
TOTALS	RPI 1-25	RPI 26-50	W-L RECORDS	RPI 51-100	RPI 101-150	RPI 150+				
6- 8	0- 0	0- 1	OVERALL	0- 1	0- 2	6- 4				
1- 3	0- 0	0- 0	HOME	0- 0	0- 1	1- 2				
5- 4	0- 0	0- 1	AWAY	0- 1	0- 1	5- 1				
0- 1	0- 0	0- 0	NEUTRAL	0- 0	0- 0	0- 1				
6- 7	0- 0	0- 0	NON-CONFERENCE	0- 1	0- 2	6- 4				
1- 3	0- 0	0- 0	HOME	0- 0	0- 1	1- 2				
5- 3	0- 0	0- 0	AWAY	0- 1	0- 1	5- 1				
0- 1	0- 0	0- 0	NEUTRAL	0- 0	0- 0	0- 1				
0- 1	0- 0	0- 1	CONFERENCE	0- 0	0- 0	0- 0				
0- 0	0- 0	0- 0	HOME	0- 0	0- 0	0- 0				
0- 1	0- 0	0- 1	AWAY	0- 0	0- 0	0- 0				
0- 0	0- 0	0- 0	NEUTRAL	0- 0	0- 0	0- 0				

RPI S	Opponent	Score	RPI S	Opponent	Score	RPI S	Opponent	Score	RPI S	Opponent	Score	Team's RPI: 229
47	A Yale	72 79	80	A South Fla.	60 70	119	A Massachusetts	42 95	135	H Holy Cross	71 83	
						162	N Rhode Island	44 89	180	H Merrimack	57 72	
						244	A Fairfield	58 44	252	H Maine	76 70	
						284	A New Hampshire	76 68	285	A Longwood	76 86	
						308	A FIU	72 57	318	A Bryant	56 50	
						318	H Bryant	44 45	344	A Central Conn. St.	83 73	
LAST 10 Division I												
47	A Yale	72 79	162	N Rhode Island	44 89							
80	A South Fla.	60 70	135	H Holy Cross	71 83							
308	A FIU	72 57	180	H Merrimack	57 72							
244	A Fairfield	58 44	284	A New Hampshire	76 68							
318	A Bryant	56 50	119	A Massachusetts	42 95							

Non-Div I Games:

Brown

## San Francisco

Through Games Of Jan. 18, 2020

Average RPI Win:	233	WON-LOST	WINNING	LAST 10	STRENGTH OF	OPP. STRENGTH	TEAM	ADJ.	CONF.	ADJ CONF.
Average RPI Loss:	130	RECORD	PCT. RANK	GAMES	SCHEDULE	OF SCHEDULE	RPI	RPI	RPI	RPI
DIV. I ONLY	7- 12	247	2-8	142	159	230	230	11	11	
DIV. I NON-CONF.	7- 5	130	2-1	151	206	134	134	11	11	
TOTALS	RPI 1-25	RPI 26-50	W-L RECORDS	RPI 51-100	RPI 101-150	RPI 150+				
7- 12	0- 3	0- 0	OVERALL	0- 1	1- 3	6- 5				
3- 7	0- 2	0- 0	HOME	0- 0	0- 3	3- 2				
1- 4	0- 0	0- 0	AWAY	0- 1	0- 0	1- 3				
3- 1	0- 1	0- 0	NEUTRAL	0- 0	1- 0	2- 0				
7- 5	0- 2	0- 0	NON-CONFERENCE	0- 1	1- 1	6- 1				
3- 2	0- 1	0- 0	HOME	0- 0	0- 1	3- 0				
1- 2	0- 0	0- 0	AWAY	0- 1	0- 0	1- 1				
3- 1	0- 1	0- 0	NEUTRAL	0- 0	1- 0	2- 0				
0- 7	0- 1	0- 0	CONFERENCE	0- 0	0- 2	0- 4				
0- 5	0- 1	0- 0	HOME	0- 0	0- 2	0- 2				
0- 2	0- 0	0- 0	AWAY	0- 0	0- 0	0- 2				
0- 0	0- 0	0- 0	NEUTRAL	0- 0	0- 0	0- 0				

RPI 1-25				RPI 26-50				RPI 51-100				RPI 101+ Team's RPI: 230			
RPI	S	Opponent	Score	RPI	S	Opponent	Score	RPI	S	Opponent	Score	RPI	S	Opponent	Score
9	H	Stanford	71 97					96	A	Washington	54 73	111	H	Pacific	61 84
10	H	Gonzaga	46 69									118	H	Idaho	60 66
15	N	Mississippi St.	38 73									127	H	Portland	66 73
												146	N	Houston	80 57
												165	H	Santa Clara	72 80
												169	H	Saint Mary's (CA)	79 86
												200	A	Northern Colo.	90 83
												211	N	Bowling Green	64 56
												222	H	Cal St. Fullerton	71 63
												224	A	UC Davis	67 79
												248	H	CSUN	79 61
												254	A	LMU (CA)	69 76
												263	A	Pepperdine	70 82
												265	N	UC Irvine	68 61
												341	H	Sacramento St.	87 82
LAST 10 Division I															
10	H	Gonzaga	46 69	111	H	Pacific	61 84								
127	H	Portland	66 73	169	H	Saint Mary's (CA)	79 86								
263	A	Pepperdine	70 82	265	N	UC Irvine	68 61								
254	A	LMU (CA)	69 76	96	A	Washington	54 73								
165	H	Santa Clara	72 80	341	H	Sacramento St.	87 82								

Non-Div I Games:

San Francisco

■ Loss, 
■ Non-Conf, 
■ S Site, 
■ H Home 
■ A Away 
N Neutral

## UNC Asheville

Through Games Of Jan. 18, 2020

Average RPI Win:	265	WON-LOST	WINNING	LAST 10	STRENGTH OF	OPP. STRENGTH	TEAM	ADJ.	CONF.	ADJ CONF.
Average RPI Loss:	193	RECORD	PCT. RANK	GAMES	SCHEDULE	OF SCHEDULE	RPI	RPI	RPI	RPI
DIV. I ONLY	9- 5	98	6-4	345	258	231	231	27	27	
DIV. I NON-CONF.	4- 3	138	1-2	345	202	256	256	27	27	
TOTALS	RPI 1-25	RPI 26-50	W-L RECORDS	RPI 51-100	RPI 101-150	RPI 150+				
9- 5	0- 0	0- 1	OVERALL	0- 0	1- 1	8- 3				
4- 2	0- 0	0- 0	HOME	0- 0	1- 1	3- 1				
4- 3	0- 0	0- 1	AWAY	0- 0	0- 0	4- 2				
1- 0	0- 0	0- 0	NEUTRAL	0- 0	0- 0	1- 0				
4- 3	0- 0	0- 1	NON-CONFERENCE	0- 0	0- 1	4- 1				
1- 1	0- 0	0- 0	HOME	0- 0	0- 1	1- 0				
2- 2	0- 0	0- 1	AWAY	0- 0	0- 0	2- 1				
1- 0	0- 0	0- 0	NEUTRAL	0- 0	0- 0	1- 0				
5- 2	0- 0	0- 0	CONFERENCE	0- 0	1- 0	4- 2				
3- 1	0- 0	0- 0	HOME	0- 0	1- 0	2- 1				
2- 1	0- 0	0- 0	AWAY	0- 0	0- 0	2- 1				
0- 0	0- 0	0- 0	NEUTRAL	0- 0	0- 0	0- 0				

RPI 1-25			RPI 26-50			RPI 51-100			RPI 101+			Team's RPI: 231
RPI	S	Opponent	Score	RPI	S	Opponent	Score	RPI	S	Opponent	Score	
				41	A	Miami (FL)	46 75					
								116	H	UNC Greensboro	40 67	
								126	H	Campbell	60 52	
								175	A	Hampton	59 68	
								225	A	ETSU	72 54	
								237	H	High Point	76 60	
								239	N	Southern U.	53 34	
								255	A	Radford	63 50	
								293	H	Presbyterian	54 39	
								297	A	Wofford	38 75	
								328	A	Western Caro.	64 47	
								332	A	USC Upstate	68 48	
								335	H	Charleston So.	48 60	
								350	H	South Carolina St.	82 51	
LAST 10 Division I												
335	H	Charleston So.	48 60	175	A	Hampton	59 68					
255	A	Radford	63 50	293	H	Presbyterian	54 39					
237	H	High Point	76 60	239	N	Southern U.	53 34					
332	A	USC Upstate	68 48	41	A	Miami (FL)	46 75					
126	H	Campbell	60 52	297	A	Wofford	38 75					

Non-Div I Games: Montreat 89 45 Lenoir-Rhyne 68 48

UNC Asheville

Loss, Non-Conf, S Site, H Home A Away N Neutral

Average RPI Win:	263	WON-LOST	WINNING	LAST 10	STRENGTH OF	OPP. STRENGTH	TEAM	ADJ.	CONF.	ADJ CONF.
Average RPI Loss:	133	RECORD	PCT. RANK	GAMES	SCHEDULE	OF SCHEDULE	RPI	RPI	RPI	RPI
DIV. I ONLY	4- 10	279	3-7	110	235	232	232	16	16	
DIV. I NON-CONF.	3- 7	252	2-4	104	245	225	225	16	16	
TOTALS	RPI 1-25	RPI 26-50	W-L RECORDS	RPI 51-100	RPI 101-150	RPI 150+				
4- 10	0- 1	0- 1	OVERALL	0- 2	0- 2	4- 4				
2- 4	0- 0	0- 1	HOME	0- 0	0- 1	2- 2				
2- 5	0- 1	0- 0	AWAY	0- 2	0- 1	2- 1				
0- 1	0- 0	0- 0	NEUTRAL	0- 0	0- 0	0- 1				
3- 7	0- 1	0- 0	NON-CONFERENCE	0- 2	0- 2	3- 2				
2- 2	0- 0	0- 0	HOME	0- 0	0- 1	2- 1				
1- 4	0- 1	0- 0	AWAY	0- 2	0- 1	1- 0				
0- 1	0- 0	0- 0	NEUTRAL	0- 0	0- 0	0- 1				
1- 3	0- 0	0- 1	CONFERENCE	0- 0	0- 0	1- 2				
0- 2	0- 0	0- 1	HOME	0- 0	0- 0	0- 1				
1- 1	0- 0	0- 0	AWAY	0- 0	0- 0	1- 1				
0- 0	0- 0	0- 0	NEUTRAL	0- 0	0- 0	0- 0				

RPI 1-25				RPI 26-50				RPI 51-100				RPI 101+ Team's RPI: 232			
RPI	S	Opponent	Score	RPI	S	Opponent	Score	RPI	S	Opponent	Score	RPI	S	Opponent	Score
18	A	Kentucky	48 67	34	H	FGCU	47 89	72	A	UCF	40 66	121	A	Penn	41 81
								73	A	Tennessee	46 73	135	H	Holy Cross	63 75
												185	H	Bethune-Cookman	55 59
												212	N	Saint Francis (PA)	73 78
												214	H	Tulsa	66 60
												216	A	Jacksonville	52 57
												242	A	Kennesaw St.	67 61
												259	H	Lipscomb	59 65
												266	A	Morehead St.	58 55
												330	H	Canisius	68 52
LAST 10 Division I															
216	A	Jacksonville	52 57	185	H	Bethune-Cookman	55 59	330	H	Canisius	68 52	214	H	Tulsa	66 60
34	H	FGCU	47 89	121	A	Penn	41 81	72	A	UCF	40 66				
259	H	Lipscomb	59 65												
242	A	Kennesaw St.	67 61												
135	H	Holy Cross	63 75												

Non-Div I Games: Palm Beach Atl. 77 46 Trinity Baptist 116 40 Fla. National 80 37

Stetson



Average RPI Win:	292	WON-LOST	WINNING	LAST 10	STRENGTH OF	OPP. STRENGTH	TEAM	ADJ.	CONF.	ADJ CONF.
Average RPI Loss:	143	RECORD	PCT. RANK	GAMES	SCHEDULE	OF SCHEDULE	RPI	RPI	RPI	RPI
DIV. I ONLY	10- 8	151	6-4	319	281	233	233	30	30	
DIV. I NON-CONF.	8- 5	117	4-1	301	251	178	178	31	31	
TOTALS	RPI 1-25	RPI 26-50	W-L RECORDS	RPI 51-100	RPI 101-150	RPI 150+				
10- 8	0- 0	0- 0	OVERALL	0- 4	0- 0	10- 4				
4- 3	0- 0	0- 0	HOME	0- 0	0- 0	4- 3				
6- 3	0- 0	0- 0	AWAY	0- 2	0- 0	6- 1				
0- 2	0- 0	0- 0	NEUTRAL	0- 2	0- 0	0- 0				
8- 5	0- 0	0- 0	NON-CONFERENCE	0- 4	0- 0	8- 1				
3- 1	0- 0	0- 0	HOME	0- 0	0- 0	3- 1				
5- 2	0- 0	0- 0	AWAY	0- 2	0- 0	5- 0				
0- 2	0- 0	0- 0	NEUTRAL	0- 2	0- 0	0- 0				
2- 3	0- 0	0- 0	CONFERENCE	0- 0	0- 0	2- 3				
1- 2	0- 0	0- 0	HOME	0- 0	0- 0	1- 2				
1- 1	0- 0	0- 0	AWAY	0- 0	0- 0	1- 1				
0- 0	0- 0	0- 0	NEUTRAL	0- 0	0- 0	0- 0				

RPI S	Opponent	Score	RPI S	Opponent	Score	RPI S	Opponent	Score	RPI S	Opponent	Score	Team's RPI: 233
						55 N	Bucknell	60 70	170 H	Norfolk St.	80 83	
						73 A	Tennessee	38 88	185 H	Bethune-Cookman	59 75	
						80 A	South Fla.	53 82	198 H	La Salle	62 78	
						96 N	Washington	58 75	205 A	George Mason	86 75	
									215 H	Niagara	91 42	
									258 A	East Carolina	67 51	
									283 A	Loyola Maryland	75 69	
									290 A	Morgan St.	67 74	
									306 A	UMES	79 58	
									314 A	Hofstra	73 64	
									320 A	UMBC	72 61	
									334 H	Fairleigh Dickinson	64 56	
									336 H	Saint Peter's	92 80	
									350 H	South Carolina St.	78 47	
LAST 10 Division I												
290 A	Morgan St.	67 74	73 A	Tennessee	38 88							
350 H	South Carolina St.	78 47	205 A	George Mason	86 75							
170 H	Norfolk St.	80 83	258 A	East Carolina	67 51							
185 H	Bethune-Cookman	59 75	215 H	Niagara	91 42							
306 A	UMES	79 58	334 H	Fairleigh Dickinson	64 56							

Non-Div I Games:

Howard

Average RPI Win:	243	WON-LOST	WINNING	LAST 10	STRENGTH OF	OPP. STRENGTH	TEAM	ADJ.	CONF.	ADJ CONF.
Average RPI Loss:	102	RECORD	PCT. RANK	GAMES	SCHEDULE	OF SCHEDULE	RPI	RPI	RPI	RPI
DIV. I ONLY	4- 14	303	2-8	129	89	234	234	6	6	
DIV. I NON-CONF.	3- 8	268	1-2	149	219	217	217	6	6	
TOTALS	RPI 1-25	RPI 26-50	W-L RECORDS	RPI 51-100	RPI 101-150	RPI 150+				
4- 14	0- 1	0- 1	OVERALL	0- 6	1- 4	3- 2				
1- 6	0- 1	0- 1	HOME	0- 1	1- 2	0- 1				
3- 7	0- 0	0- 0	AWAY	0- 4	0- 2	3- 1				
0- 1	0- 0	0- 0	NEUTRAL	0- 1	0- 0	0- 0				
3- 8	0- 0	0- 1	NON-CONFERENCE	0- 3	0- 3	3- 1				
0- 3	0- 0	0- 1	HOME	0- 1	0- 1	0- 0				
3- 4	0- 0	0- 0	AWAY	0- 1	0- 2	3- 1				
0- 1	0- 0	0- 0	NEUTRAL	0- 1	0- 0	0- 0				
1- 6	0- 1	0- 0	CONFERENCE	0- 3	1- 1	0- 1				
1- 3	0- 1	0- 0	HOME	0- 0	1- 1	0- 1				
0- 3	0- 0	0- 0	AWAY	0- 3	0- 0	0- 0				
0- 0	0- 0	0- 0	NEUTRAL	0- 0	0- 0	0- 0				

RPI 1-25				RPI 26-50				RPI 51-100				RPI 101+ Team's RPI: 234			
RPI	S	Opponent	Score	RPI	S	Opponent	Score	RPI	S	Opponent	Score	RPI	S	Opponent	Score
22	H	Creighton	56 65	43	H	James Madison	59 66	52	A	St. John's (NY)	54 71	109	H	Providence	62 53
								56	A	Seton Hall	60 79	117	H	Butler	46 47
								85	A	Davidson	52 66	131	A	Fordham	54 67
								86	A	Villanova	53 74	132	H	Richmond	49 51
								90	H	Rider	64 65	143	A	George Washington	49 52
								94	N	Fresno St.	69 82	152	A	Columbia	49 54
												219	H	Xavier	64 85
												254	A	LMU (CA)	64 53
												301	A	Pittsburgh	66 56
												306	A	UMES	57 39
LAST 10 Division I															
86	A	Villanova	53 74	109	H	Providence	62 53								
117	H	Butler	46 47	22	H	Creighton	56 65								
219	H	Xavier	64 85	306	A	UMES	57 39								
56	A	Seton Hall	60 79	90	H	Rider	64 65								
52	A	St. John's (NY)	54 71	131	A	Fordham	54 67								

Non-Div I Games:

Georgetown

■ Loss, 
 ■ Non-Conf, 
 ■ S Site, 
 ■ H Home 
 ■ A Away 
 N Neutral

Average RPI Win:	290	WON-LOST	WINNING	LAST 10	STRENGTH OF	OPP. STRENGTH	TEAM	ADJ.	CONF.	ADJ CONF.
Average RPI Loss:	146	RECORD	PCT. RANK	GAMES	SCHEDULE	OF SCHEDULE	RPI	RPI	RPI	RPI
DIV. I ONLY	6- 10	237	5-5	242	206	235	235	22	22	
DIV. I NON-CONF.	2- 8	295	1-3	129	240	255	255	22	22	
TOTALS	RPI 1-25	RPI 26-50	W-L RECORDS	RPI 51-100	RPI 101-150	RPI 150+				
6- 10	0- 2	0- 0	OVERALL	0- 0	0- 2	6- 6				
4- 1	0- 0	0- 0	HOME	0- 0	0- 0	4- 1				
2- 8	0- 2	0- 0	AWAY	0- 0	0- 1	2- 5				
0- 1	0- 0	0- 0	NEUTRAL	0- 0	0- 1	0- 0				
2- 8	0- 2	0- 0	NON-CONFERENCE	0- 0	0- 1	2- 5				
1- 1	0- 0	0- 0	HOME	0- 0	0- 0	1- 1				
1- 6	0- 2	0- 0	AWAY	0- 0	0- 0	1- 4				
0- 1	0- 0	0- 0	NEUTRAL	0- 0	0- 1	0- 0				
4- 2	0- 0	0- 0	CONFERENCE	0- 0	0- 1	4- 1				
3- 0	0- 0	0- 0	HOME	0- 0	0- 0	3- 0				
1- 2	0- 0	0- 0	AWAY	0- 0	0- 1	1- 1				
0- 0	0- 0	0- 0	NEUTRAL	0- 0	0- 0	0- 0				

RPI 1-25				RPI 26-50				RPI 51-100				RPI 101+ Team's RPI: 235			
RPI	S	Opponent	Score	RPI	S	Opponent	Score	RPI	S	Opponent	Score	RPI	S	Opponent	Score
12	A	Baylor	43 111									103	N	N.C. A&T	50 55
14	A	DePaul	64 109									112	A	UT Arlington	44 71
												166	H	Southeast Mo. St.	67 79
												172	A	Memphis	50 78
												203	A	Little Rock	58 67
												207	A	Murray St.	62 77
												214	A	Tulsa	77 79
												261	A	Louisiana Tech	54 67
												273	H	Appalachian St.	76 58
												276	A	San Diego St.	71 62
												291	H	Ark.-Pine Bluff	81 60
												292	H	Ga. Southern	69 62
												294	A	Texas St.	56 53
												316	H	Georgia St.	70 68
LAST 10 Division I															
203	A	Little Rock	58 67	112	A	UT Arlington	44 71								
273	H	Appalachian St.	76 58	261	A	Louisiana Tech	54 67								
292	H	Ga. Southern	69 62	12	A	Baylor	43 111								
316	H	Georgia St.	70 68	172	A	Memphis	50 78								
294	A	Texas St.	56 53	291	H	Ark.-Pine Bluff	81 60								

Non-Div I Games: Central Baptist 88 63

Arkansas St.

## UC Riverside

Through Games Of Jan. 18, 2020

Average RPI Win:	262	WON-LOST	WINNING	LAST 10	STRENGTH OF	OPP. STRENGTH	TEAM	ADJ.	CONF.	ADJ CONF.
Average RPI Loss:	154	RECORD	PCT. RANK	GAMES	SCHEDULE	OF SCHEDULE	RPI	RPI	RPI	RPI
DIV. I ONLY	6- 11	251	4-6	184	185	236	236	26	26	
DIV. I NON-CONF.	4- 10	259	2-5	164	210	249	249	26	26	
TOTALS	RPI 1-25	RPI 26-50	W-L RECORDS	RPI 51-100	RPI 101-150	RPI 150+				
6- 11	0- 1	0- 1	OVERALL	0- 1	1- 2	5- 6				
5- 2	0- 0	0- 0	HOME	0- 1	1- 0	4- 1				
1- 9	0- 1	0- 1	AWAY	0- 0	0- 2	1- 5				
0- 0	0- 0	0- 0	NEUTRAL	0- 0	0- 0	0- 0				
4- 10	0- 1	0- 1	NON-CONFERENCE	0- 1	1- 2	3- 5				
3- 2	0- 0	0- 0	HOME	0- 1	1- 0	2- 1				
1- 8	0- 1	0- 1	AWAY	0- 0	0- 2	1- 4				
0- 0	0- 0	0- 0	NEUTRAL	0- 0	0- 0	0- 0				
2- 1	0- 0	0- 0	CONFERENCE	0- 0	0- 0	2- 1				
2- 0	0- 0	0- 0	HOME	0- 0	0- 0	2- 0				
0- 1	0- 0	0- 0	AWAY	0- 0	0- 0	0- 1				
0- 0	0- 0	0- 0	NEUTRAL	0- 0	0- 0	0- 0				

RPI 1-25				RPI 26-50				RPI 51-100				RPI 101+ Team's RPI: 236			
RPI	S	Opponent	Score	RPI	S	Opponent	Score	RPI	S	Opponent	Score	RPI	S	Opponent	Score
7	A	Oregon	41 84	44	A	Arizona	27 70	77	H	Southern California	59 76	101	A	California	61 84
												134	A	VCU	51 67
												140	H	CSU Bakersfield	53 52
												181	A	New Mexico	70 80
												187	A	Hawaii	57 80
												195	A	Southern Utah	68 79
												208	A	UTEP	50 63
												224	H	UC Davis	75 70
												257	A	Colorado St.	40 52
												281	H	UC Santa Barbara	66 61
												299	H	Weber St.	54 64
												302	H	California Baptist	80 64
												310	A	New Mexico St.	60 58
												317	H	Utah Valley	67 53
LAST 10 Division I															
281	H	UC Santa Barbara	66 61	195	A	Southern Utah	68 79	7	A	Oregon	41 84				
187	A	Hawaii	57 80	302	H	California Baptist	80 64	257	A	Colorado St.	40 52				
224	H	UC Davis	75 70	44	A	Arizona	27 70								
140	H	CSU Bakersfield	53 52												
134	A	VCU	51 67												

Non-Div I Games:

UC Riverside

■ Loss, 
■ Non-Conf, 
■ S Site, 
■ H Home 
■ A Away 
N Neutral

Average RPI Win:	293	WON-LOST	WINNING	LAST 10	STRENGTH OF	OPP. STRENGTH	TEAM	ADJ.	CONF.	ADJ CONF.
Average RPI Loss:	160	RECORD	PCT. RANK	GAMES	SCHEDULE	OF SCHEDULE	RPI	RPI	RPI	RPI
DIV. I ONLY	6- 10	237	4-6	241	312	237	237	27	27	
DIV. I NON-CONF.	2- 7	288	0-3	192	199	281	281	27	27	
TOTALS	RPI 1-25	RPI 26-50	W-L RECORDS	RPI 51-100	RPI 101-150	RPI 150+				
6- 10	0- 0	0- 1	OVERALL	0- 1	0- 3	6- 5				
3- 2	0- 0	0- 0	HOME	0- 1	0- 0	3- 1				
3- 8	0- 0	0- 1	AWAY	0- 0	0- 3	3- 4				
0- 0	0- 0	0- 0	NEUTRAL	0- 0	0- 0	0- 0				
2- 7	0- 0	0- 1	NON-CONFERENCE	0- 1	0- 2	2- 3				
1- 2	0- 0	0- 0	HOME	0- 1	0- 0	1- 1				
1- 5	0- 0	0- 1	AWAY	0- 0	0- 2	1- 2				
0- 0	0- 0	0- 0	NEUTRAL	0- 0	0- 0	0- 0				
4- 3	0- 0	0- 0	CONFERENCE	0- 0	0- 1	4- 2				
2- 0	0- 0	0- 0	HOME	0- 0	0- 0	2- 0				
2- 3	0- 0	0- 0	AWAY	0- 0	0- 1	2- 2				
0- 0	0- 0	0- 0	NEUTRAL	0- 0	0- 0	0- 0				

RPI 1-25			RPI 26-50			RPI 51-100			RPI 101+ Team's RPI: 237		
RPI	S	Opponent	Score	RPI	S	Opponent	Score	RPI	S	Opponent	Score
				42	A	Duke	57 93	85	H	Davidson	63 73
								116	A	UNC Greensboro	70 82
								117	A	Butler	52 74
								126	A	Campbell	36 73
								170	A	Norfolk St.	58 72
								197	A	American	48 56
								225	H	ETSU	80 62
								231	A	UNC Asheville	60 76
								247	H	Col. of Charleston	70 79
								255	H	Radford	68 58
								264	A	Winthrop	63 69
								285	A	Longwood	76 69
								323	A	N.C. Central	78 58
								332	H	USC Upstate	85 46
								335	A	Charleston So.	84 70
LAST 10 Division I											
285	A	Longwood	76 69	264	A	Winthrop	63 69				
335	A	Charleston So.	84 70	126	A	Campbell	36 73				
231	A	UNC Asheville	60 76	116	A	UNC Greensboro	70 82				
255	H	Radford	68 58	117	A	Butler	52 74				
332	H	USC Upstate	85 46	85	H	Davidson	63 73				

Non-Div I Games:

High Point

■ Loss, 
 ■ Non-Conf, 
 ■ S Site, 
 ■ H Home 
 ■ A Away 
 N Neutral

# South Alabama

Through Games Of Jan. 18, 2020

Average RPI Win:	267	WON-LOST	WINNING	LAST 10	STRENGTH OF	OPP. STRENGTH	TEAM	ADJ.	CONF.	ADJ CONF.
Average RPI Loss:	135	RECORD	PCT. RANK	GAMES	SCHEDULE	OF SCHEDULE	RPI	RPI	RPI	RPI
DIV. I ONLY	7- 9	205	5-5	249	188	238	238	22	22	
DIV. I NON-CONF.	3- 7	252	1-3	205	81	275	275	22	22	
TOTALS	RPI 1-25	RPI 26-50	W-L RECORDS	RPI 51-100	RPI 101-150	RPI 150+				
7- 9	0- 1	0- 0	OVERALL	0- 1	1- 3	6- 4				
4- 5	0- 1	0- 0	HOME	0- 1	0- 2	4- 1				
3- 4	0- 0	0- 0	AWAY	0- 0	1- 1	2- 3				
0- 0	0- 0	0- 0	NEUTRAL	0- 0	0- 0	0- 0				
3- 7	0- 1	0- 0	NON-CONFERENCE	0- 1	1- 1	2- 4				
2- 4	0- 1	0- 0	HOME	0- 1	0- 1	2- 1				
1- 3	0- 0	0- 0	AWAY	0- 0	1- 0	0- 3				
0- 0	0- 0	0- 0	NEUTRAL	0- 0	0- 0	0- 0				
4- 2	0- 0	0- 0	CONFERENCE	0- 0	0- 2	4- 0				
2- 1	0- 0	0- 0	HOME	0- 0	0- 1	2- 0				
2- 1	0- 0	0- 0	AWAY	0- 0	0- 1	2- 0				
0- 0	0- 0	0- 0	NEUTRAL	0- 0	0- 0	0- 0				

RPI	S	Opponent	Score	RPI	S	Opponent	Score	RPI	S	Opponent	Score	RPI	S	Opponent	Score	Team's RPI: 238
25	H	Rutgers	56 77					70	H	Alabama	62 74	106	H	Coastal Caro.	62 71	
												124	A	Louisiana	68 73	
												128	A	Tulane	62 53	
												139	H	Auburn	62 82	
												156	A	UAB	61 77	
												177	A	Southern Miss.	55 62	
												178	H	A&M-Corpus Christi	83 82	
												189	H	Miami (OH)	73 76	
												225	A	ETSU	60 65	
												273	H	Appalachian St.	81 66	
												292	A	Ga. Southern	71 65	
												316	A	Georgia St.	81 64	
												333	H	Tennessee St.	70 48	
												347	H	La.-Monroe	72 63	
LAST 10 Division I																
292	A	Ga. Southern	71 65	273	H	Appalachian St.	81 66									
316	A	Georgia St.	81 64	225	A	ETSU	60 65									
347	H	La.-Monroe	72 63	177	A	Southern Miss.	55 62									
124	A	Louisiana	68 73	128	A	Tulane	62 53									
106	H	Coastal Caro.	62 71	139	H	Auburn	62 82									

Non-Div I Games: William Carey 68 52 Mobile 103 59

South Alabama

Loss, Non-Conf, S Site, H Home A Away N Neutral

Average RPI Win:	310	WON-LOST	WINNING	LAST 10	STRENGTH OF	OPP. STRENGTH	TEAM	ADJ.	CONF.	ADJ CONF.
Average RPI Loss:	99	RECORD	PCT. RANK	GAMES	SCHEDULE	OF SCHEDULE	RPI	RPI	RPI	RPI
DIV. I ONLY	3- 11	306	3-7	172	96	239	239	31	31	
DIV. I NON-CONF.	0- 9	338	0-5	14	56	247	247	28	28	
TOTALS	RPI 1-25	RPI 26-50	W-L RECORDS	RPI 51-100	RPI 101-150	RPI 150+				
3- 11	0- 1	0- 1	OVERALL	0- 5	0- 2	3- 2				
1- 1	0- 0	0- 0	HOME	0- 0	0- 0	1- 1				
2- 8	0- 1	0- 1	AWAY	0- 4	0- 2	2- 0				
0- 2	0- 0	0- 0	NEUTRAL	0- 1	0- 0	0- 1				
0- 9	0- 1	0- 1	NON-CONFERENCE	0- 4	0- 2	0- 1				
0- 0	0- 0	0- 0	HOME	0- 0	0- 0	0- 0				
0- 7	0- 1	0- 1	AWAY	0- 3	0- 2	0- 0				
0- 2	0- 0	0- 0	NEUTRAL	0- 1	0- 0	0- 1				
3- 2	0- 0	0- 0	CONFERENCE	0- 1	0- 0	3- 1				
1- 1	0- 0	0- 0	HOME	0- 0	0- 0	1- 1				
2- 1	0- 0	0- 0	AWAY	0- 1	0- 0	2- 0				
0- 0	0- 0	0- 0	NEUTRAL	0- 0	0- 0	0- 0				

RPI 1-25				RPI 26-50				RPI 51-100				RPI 101+ Team's RPI: 239			
RPI	S	Opponent	Score	RPI	S	Opponent	Score	RPI	S	Opponent	Score	RPI	S	Opponent	Score
25	A	Rutgers	58 78	39	A	Oklahoma St.	59 72	58	A	Nebraska	39 73	131	A	Fordham	52 65
								61	A	Texas	39 93	148	A	Wichita St.	63 69
								62	N	Washington St.	54 69	155	H	Jackson St.	51 72
								87	A	Iowa St.	36 69	231	N	UNC Asheville	34 53
								92	A	Texas Southern	56 61	291	A	Ark.-Pine Bluff	70 43
												298	A	Prairie View	68 48
												340	H	Grambling	81 57
LAST 10 Division I															
291	A	Ark.-Pine Bluff	70 43	231	N	UNC Asheville	34 53								
155	H	Jackson St.	51 72	62	N	Washington St.	54 69								
340	H	Grambling	81 57	39	A	Oklahoma St.	59 72								
298	A	Prairie View	68 48	131	A	Fordham	52 65								
92	A	Texas Southern	56 61	25	A	Rutgers	58 78								

Non-Div I Games: Tougaloo 100 39 Wiley 78 55

Southern U.

Loss, Non-Conf, S Site, H Home A Away N Neutral

## Lafayette

Through Games Of Jan. 18, 2020

Average RPI Win:	<b>282</b>	WON-LOST	WINNING	LAST 10	STRENGTH OF	OPP. STRENGTH	TEAM	ADJ.	CONF.	ADJ CONF.
Average RPI Loss:	<b>143</b>	RECORD	PCT. RANK	GAMES	SCHEDULE	OF SCHEDULE	RPI	RPI	RPI	RPI
DIV. I ONLY	<b>7- 9</b>	<b>205</b>	<b>4-6</b>	<b>235</b>	<b>296</b>	<b>240</b>	<b>240</b>	<b>15</b>	<b>15</b>	
DIV. I NON-CONF.	<b>4- 6</b>	<b>212</b>	<b>1-3</b>	<b>286</b>	<b>333</b>	<b>294</b>	<b>294</b>	<b>15</b>	<b>15</b>	
TOTALS	RPI 1-25	RPI 26-50	W-L RECORDS	RPI 51-100	RPI 101-150	RPI 150+				
7- 9	0- 0	0- 0	OVERALL	0- 5	0- 1	7- 3				
6- 2	0- 0	0- 0	HOME	0- 1	0- 0	6- 1				
1- 7	0- 0	0- 0	AWAY	0- 4	0- 1	1- 2				
0- 0	0- 0	0- 0	NEUTRAL	0- 0	0- 0	0- 0				
4- 6	0- 0	0- 0	NON-CONFERENCE	0- 3	0- 0	4- 3				
3- 2	0- 0	0- 0	HOME	0- 1	0- 0	3- 1				
1- 4	0- 0	0- 0	AWAY	0- 2	0- 0	1- 2				
0- 0	0- 0	0- 0	NEUTRAL	0- 0	0- 0	0- 0				
3- 3	0- 0	0- 0	CONFERENCE	0- 2	0- 1	3- 0				
3- 0	0- 0	0- 0	HOME	0- 0	0- 0	3- 0				
0- 3	0- 0	0- 0	AWAY	0- 2	0- 1	0- 0				
0- 0	0- 0	0- 0	NEUTRAL	0- 0	0- 0	0- 0				

RPI 1-25				RPI 26-50				RPI 51-100				RPI 101+				Team's RPI: 240	
RPI	S	Opponent	Score	RPI	S	Opponent	Score	RPI	S	Opponent	Score	RPI	S	Opponent	Score		
								52	A	St. John's (NY)	44	76	135	A	Holy Cross	56	57
								55	A	Bucknell	36	50	196	A	Binghamton	64	74
								56	A	Seton Hall	50	74	199	H	Boston U.	59	57
								88	A	Colgate	52	73	217	H	Manhattan	60	53
								100	H	Duquesne	65	73	275	H	Navy	79	52
													283	H	Loyola Maryland	55	52
													287	A	Monmouth	44	52
													319	A	Albany (NY)	54	47
													320	H	UMBC	58	65
													334	H	Fairleigh Dickinson	61	29
													348	H	LIU Brooklyn	65	60
LAST 10 Division I																	
275	H	Navy	79	52	199	H	Boston U.	59	57								
88	A	Colgate	52	73	320	H	UMBC	58	65								
283	H	Loyola Maryland	55	52	56	A	Seton Hall	50	74								
135	A	Holy Cross	56	57	287	A	Monmouth	44	52								
55	A	Bucknell	36	50	217	H	Manhattan	60	53								

Non-Div I Games:

Lafayette

■ Loss, 
 ■ Non-Conf, 
 ■ S Site, 
 ■ H Home 
 ■ A Away 
 N Neutral



Gardner-Webb

Through Games Of Jan. 18, 2020

Average RPI Win:	301	WON-LOST	WINNING	LAST 10	STRENGTH OF	OPP. STRENGTH	TEAM	ADJ.	CONF.	ADJ CONF.
Average RPI Loss:	150	RECORD	PCT. RANK	GAMES	SCHEDULE	OF SCHEDULE	RPI	RPI	RPI	RPI
DIV. I ONLY	8- 8	172	5-5	316	260	241	241	27	27	
DIV. I NON-CONF.	5- 4	140	2-1	298	179	200	200	27	27	
TOTALS	RPI 1-25	RPI 26-50	W-L RECORDS	RPI 51-100	RPI 101-150	RPI 150+				
8- 8	0- 0	0- 1	OVERALL	0- 2	0- 2	8- 3				
5- 2	0- 0	0- 0	HOME	0- 0	0- 1	5- 1				
3- 6	0- 0	0- 1	AWAY	0- 2	0- 1	3- 2				
0- 0	0- 0	0- 0	NEUTRAL	0- 0	0- 0	0- 0				
5- 4	0- 0	0- 1	NON-CONFERENCE	0- 2	0- 1	5- 0				
3- 1	0- 0	0- 0	HOME	0- 0	0- 1	3- 0				
2- 3	0- 0	0- 1	AWAY	0- 2	0- 0	2- 0				
0- 0	0- 0	0- 0	NEUTRAL	0- 0	0- 0	0- 0				
3- 4	0- 0	0- 0	CONFERENCE	0- 0	0- 1	3- 3				
2- 1	0- 0	0- 0	HOME	0- 0	0- 0	2- 1				
1- 3	0- 0	0- 0	AWAY	0- 0	0- 1	1- 2				
0- 0	0- 0	0- 0	NEUTRAL	0- 0	0- 0	0- 0				

RPI 1-25				RPI 26-50				RPI 51-100				RPI 101+				Team's RPI: 241	
RPI	S	Opponent	Score	RPI	S	Opponent	Score	RPI	S	Opponent	Score	RPI	S	Opponent	Score		
				35	A	Virginia Tech	65 87	60	A	Charlotte	49 74	126	A	Campbell	44 48		
								74	A	Georgia	56 84	149	H	Furman	67 72		
												175	A	Hampton	58 63		
												256	H	Delaware	67 65		
												264	H	Winthrop	71 59		
												273	A	Appalachian St.	67 56		
												285	A	Longwood	70 80		
												293	H	Presbyterian	53 56		
												297	H	Wofford	67 53		
												322	A	Mercer	65 62		
												328	H	Western Caro.	88 62		
												332	H	USC Upstate	63 53		
												335	A	Charleston So.	79 52		
LAST 10 Division I																	
				332	H	USC Upstate	63 53	335	A	Charleston So.	79 52						
				293	H	Presbyterian	53 56	285	A	Longwood	70 80						
				126	A	Campbell	44 48	74	A	Georgia	56 84						
				264	H	Winthrop	71 59	322	A	Mercer	65 62						
				175	A	Hampton	58 63	256	H	Delaware	67 65						

Non-Div I Games:

Gardner-Webb

Loss, Non-Conf, S Site, H Home A Away N Neutral

Average RPI Win:	272	WON-LOST	WINNING	LAST 10	STRENGTH OF	OPP. STRENGTH	TEAM	ADJ.	CONF.	ADJ CONF.
Average RPI Loss:	132	RECORD	PCT. RANK	GAMES	SCHEDULE	OF SCHEDULE	RPI	RPI	RPI	RPI
DIV. I ONLY	7- 7	172	4-6	334	111	242	242	16	16	
DIV. I NON-CONF.	5- 5	164	2-4	297	145	204	204	16	16	
TOTALS	RPI 1-25	RPI 26-50	W-L RECORDS	RPI 51-100	RPI 101-150	RPI 150+				
7- 7	0- 0	0- 1	OVERALL	0- 3	0- 1	7- 2				
2- 3	0- 0	0- 1	HOME	0- 1	0- 0	2- 1				
4- 4	0- 0	0- 0	AWAY	0- 2	0- 1	4- 1				
1- 0	0- 0	0- 0	NEUTRAL	0- 0	0- 0	1- 0				
5- 5	0- 0	0- 1	NON-CONFERENCE	0- 2	0- 1	5- 1				
2- 1	0- 0	0- 1	HOME	0- 0	0- 0	2- 0				
2- 4	0- 0	0- 0	AWAY	0- 2	0- 1	2- 1				
1- 0	0- 0	0- 0	NEUTRAL	0- 0	0- 0	1- 0				
2- 2	0- 0	0- 0	CONFERENCE	0- 1	0- 0	2- 1				
0- 2	0- 0	0- 0	HOME	0- 1	0- 0	0- 1				
2- 0	0- 0	0- 0	AWAY	0- 0	0- 0	2- 0				
0- 0	0- 0	0- 0	NEUTRAL	0- 0	0- 0	2- 0				

RPI S	Opponent	Score	RPI S	Opponent	Score	RPI S	Opponent	Score	RPI S	Opponent	Score	Team's RPI: 242
27	H Georgia Tech	47 63	74	A Georgia	65 80	126	A Campbell	51 63				
			89	H North Florida	55 64	160	H Samford	60 55				
			100	A Duquesne	72 75	223	A UNCW	58 56				
						232	H Stetson	61 67				
						259	A Lipscomb	74 66				
						275	A Navy	62 82				
						292	A Ga. Southern	95 69				
						320	N UMBC	59 44				
						322	H Mercer	92 64				
						325	A NJIT	77 64				
LAST 10 Division I												
325	A NJIT	77 64	27	H Georgia Tech	47 63							
259	A Lipscomb	74 66	320	N UMBC	59 44							
89	H North Florida	55 64	275	A Navy	62 82							
232	H Stetson	61 67	126	A Campbell	51 63							
100	A Duquesne	72 75	223	A UNCW	58 56							

Non-Div I Games: Middle Ga. St. 88 49

Kennesaw St.

# Oral Roberts

Through Games Of Jan. 18, 2020

Average RPI Win:	230	WON-LOST	WINNING	LAST 10	STRENGTH OF	OPP. STRENGTH	TEAM	ADJ.	CONF.	ADJ CONF.
Average RPI Loss:	155	RECORD	PCT. RANK	GAMES	SCHEDULE	OF SCHEDULE	RPI	RPI	RPI	RPI
DIV. I ONLY	6- 11	251	3-7	228	167	243	243	20	20	
DIV. I NON-CONF.	3- 8	268	0-4	134	165	252	252	19	19	
TOTALS	RPI 1-25	RPI 26-50	W-L RECORDS	RPI 51-100	RPI 101-150	RPI 150+				
6- 11	0- 0	0- 2	OVERALL	0- 2	2- 1	4- 6				
5- 1	0- 0	0- 0	HOME	0- 0	2- 0	3- 1				
1- 10	0- 0	0- 2	AWAY	0- 2	0- 1	1- 5				
0- 0	0- 0	0- 0	NEUTRAL	0- 0	0- 0	0- 0				
3- 8	0- 0	0- 2	NON-CONFERENCE	0- 1	2- 1	1- 4				
3- 1	0- 0	0- 0	HOME	0- 0	2- 0	1- 1				
0- 7	0- 0	0- 2	AWAY	0- 1	0- 1	0- 3				
0- 0	0- 0	0- 0	NEUTRAL	0- 0	0- 0	0- 0				
3- 3	0- 0	0- 0	CONFERENCE	0- 1	0- 0	3- 2				
2- 0	0- 0	0- 0	HOME	0- 0	0- 0	2- 0				
1- 3	0- 0	0- 0	AWAY	0- 1	0- 0	1- 2				
0- 0	0- 0	0- 0	NEUTRAL	0- 0	0- 0	0- 0				

RPI 1-25				RPI 26-50				RPI 51-100				RPI 101+				Team's RPI: 243
RPI	S	Opponent	Score	RPI	S	Opponent	Score	RPI	S	Opponent	Score	RPI	S	Opponent	Score	
				39	A	Oklahoma St.	44 78	58	A	Nebraska	67 77	110	A	Utah	58 78	
				45	A	Arkansas	64 96	82	A	South Dakota St.	44 58	144	H	Sam Houston St.	64 41	
												148	H	Wichita St.	79 66	
												159	H	North Dakota	75 52	
												167	A	Kansas St.	69 109	
												195	A	Southern Utah	58 72	
												214	A	Tulsa	65 67	
												218	A	Western Ill.	61 75	
												272	A	Omaha	54 60	
												294	H	Texas St.	63 57	
												300	H	Houston Baptist	73 74	
												305	H	North Dakota St.	70 62	
												329	A	Purdue Fort Wayne	79 73	
LAST 10 Division I																
				218	A	Western Ill.	61 75	82	A	South Dakota St.	44 58					
				329	A	Purdue Fort Wayne	79 73	39	A	Oklahoma St.	44 78					
				159	H	North Dakota	75 52	58	A	Nebraska	67 77					
				305	H	North Dakota St.	70 62	110	A	Utah	58 78					
				272	A	Omaha	54 60	195	A	Southern Utah	58 72					

Non-Div I Games: Rogers St. 80 40 Cent. Christian (KS114 60

Oral Roberts

Loss, Non-Conf, S Site, H Home A Away N Neutral

## Fairfield

Through Games Of Jan. 18, 2020

Average RPI Win:	300	WON-LOST	WINNING	LAST 10	STRENGTH OF	OPP. STRENGTH	TEAM	ADJ.	CONF.	ADJ CONF.
Average RPI Loss:	118	RECORD	PCT. RANK	GAMES	SCHEDULE	OF SCHEDULE	RPI	RPI	RPI	RPI
DIV. I ONLY	8- 6	138	7-3	338	182	244	244	24	24	
DIV. I NON-CONF.	3- 6	235	2-3	284	139	292	292	25	25	
TOTALS	RPI 1-25	RPI 26-50	W-L RECORDS	RPI 51-100	RPI 101-150	RPI 150+				
8- 6	0- 0	0- 1	OVERALL	0- 2	0- 0	8- 3				
5- 2	0- 0	0- 0	HOME	0- 0	0- 0	5- 2				
3- 4	0- 0	0- 1	AWAY	0- 2	0- 0	3- 1				
0- 0	0- 0	0- 0	NEUTRAL	0- 0	0- 0	0- 0				
3- 6	0- 0	0- 1	NON-CONFERENCE	0- 2	0- 0	3- 3				
2- 2	0- 0	0- 0	HOME	0- 0	0- 0	2- 2				
1- 4	0- 0	0- 1	AWAY	0- 2	0- 0	1- 1				
0- 0	0- 0	0- 0	NEUTRAL	0- 0	0- 0	0- 0				
5- 0	0- 0	0- 0	CONFERENCE	0- 0	0- 0	5- 0				
3- 0	0- 0	0- 0	HOME	0- 0	0- 0	3- 0				
2- 0	0- 0	0- 0	AWAY	0- 0	0- 0	2- 0				
0- 0	0- 0	0- 0	NEUTRAL	0- 0	0- 0	0- 0				

RPI S	Opponent	Score	RPI S	Opponent	Score	RPI S	Opponent	Score	RPI S	Opponent	Score	Team's RPI: 244
49	A Temple	59 77	52	A St. John's (NY)	69 71	157	H Dartmouth	51 52	162	A Rhode Island	41 74	
			56	A Seton Hall	44 74	202	A Iona	52 40	229	H Brown	44 58	
						275	H Navy	66 52	287	H Monmouth	49 38	
						309	A Siena	65 35	314	H Hofstra	73 64	
						330	H Canisius	72 70	336	H Saint Peter's	67 48	
						348	A LIU Brooklyn	53 51				
LAST 10 Division I												
202	A Iona	52 40	229	H Brown	44 58							
330	H Canisius	72 70	52	A St. John's (NY)	69 71							
336	H Saint Peter's	67 48	314	H Hofstra	73 64							
287	H Monmouth	49 38	275	H Navy	66 52							
309	A Siena	65 35	162	A Rhode Island	41 74							

Non-Div I Games:

Fairfield

■ Loss, 
 ■ Non-Conf, 
 ■ S Site, 
 ■ Home 
 ■ A Away 
 N Neutral

## Marshall

Through Games Of Jan. 18, 2020

Average RPI Win:	238	WON-LOST	WINNING	LAST 10	STRENGTH OF	OPP. STRENGTH	TEAM	ADJ.	CONF.	ADJ CONF.
Average RPI Loss:	139	RECORD	PCT. RANK	GAMES	SCHEDULE	OF SCHEDULE	RPI	RPI	RPI	RPI
DIV. I ONLY	5- 10	257	3-7	227	127	245	245	13	13	
DIV. I NON-CONF.	3- 6	235	1-3	339	170	324	324	13	13	
TOTALS	RPI 1-25	RPI 26-50	W-L RECORDS	RPI 51-100	RPI 101-150	RPI 150+				
5- 10	0- 1	0- 1	OVERALL	0- 3	0- 1	5- 4				
3- 3	0- 0	0- 0	HOME	0- 1	0- 0	3- 2				
2- 7	0- 1	0- 1	AWAY	0- 2	0- 1	2- 2				
0- 0	0- 0	0- 0	NEUTRAL	0- 0	0- 0	0- 0				
3- 6	0- 1	0- 0	NON-CONFERENCE	0- 1	0- 0	3- 4				
2- 2	0- 0	0- 0	HOME	0- 0	0- 0	2- 2				
1- 4	0- 1	0- 0	AWAY	0- 1	0- 0	1- 2				
0- 0	0- 0	0- 0	NEUTRAL	0- 0	0- 0	0- 0				
2- 4	0- 0	0- 1	CONFERENCE	0- 2	0- 1	2- 0				
1- 1	0- 0	0- 0	HOME	0- 1	0- 0	1- 0				
1- 3	0- 0	0- 1	AWAY	0- 1	0- 1	1- 0				
0- 0	0- 0	0- 0	NEUTRAL	0- 0	0- 0	0- 0				

RPI 1-25				RPI 26-50				RPI 51-100				RPI 101+ Team's RPI: 245			
RPI	S	Opponent	Score	RPI	S	Opponent	Score	RPI	S	Opponent	Score	RPI	S	Opponent	Score
25	A	Rutgers	41 66	40	A	Old Dominion	46 57	51	H	Middle Tenn.	55 75	122	A	Rice	43 81
								60	A	Charlotte	46 52	156	H	UAB	61 56
								76	A	Ohio	51 67	170	H	Norfolk St.	75 69
												186	A	Towson	56 59
												211	H	Bowling Green	69 82
												249	A	North Texas	68 59
												271	A	Indiana St.	72 60
												290	H	Morgan St.	52 57
												327	A	Evansville	62 66
												343	H	Coppin St.	60 47
LAST 10 Division I															
40	A	Old Dominion	46 57	122	A	Rice	43 81								
60	A	Charlotte	46 52	186	A	Towson	56 59								
156	H	UAB	61 56	25	A	Rutgers	41 66								
51	H	Middle Tenn.	55 75	211	H	Bowling Green	69 82								
249	A	North Texas	68 59	271	A	Indiana St.	72 60								

Non-Div I Games: Alderson Broadus 85 41 Ky. Christian 89 40

Marshall

Loss, Non-Conf, S Site, H Home A Away N Neutral

Average RPI Win:	285	WON-LOST	WINNING	LAST 10	STRENGTH OF	OPP. STRENGTH	TEAM	ADJ.	CONF.	ADJ CONF.
Average RPI Loss:	159	RECORD	PCT. RANK	GAMES	SCHEDULE	OF SCHEDULE	RPI	RPI	RPI	RPI
DIV. I ONLY	9- 7	142	6-4	339	220	246	246	18	18	
DIV. I NON-CONF.	5- 5	164	2-2	344	195	296	296	21	21	
TOTALS	RPI 1-25	RPI 26-50	W-L RECORDS	RPI 51-100	RPI 101-150	RPI 150+				
9- 7	0- 0	0- 0	OVERALL	0- 1	0- 3	9- 3				
2- 4	0- 0	0- 0	HOME	0- 0	0- 2	2- 2				
6- 3	0- 0	0- 0	AWAY	0- 1	0- 1	6- 1				
1- 0	0- 0	0- 0	NEUTRAL	0- 0	0- 0	1- 0				
5- 5	0- 0	0- 0	NON-CONFERENCE	0- 0	0- 2	5- 3				
1- 3	0- 0	0- 0	HOME	0- 0	0- 1	1- 2				
3- 2	0- 0	0- 0	AWAY	0- 0	0- 1	3- 1				
1- 0	0- 0	0- 0	NEUTRAL	0- 0	0- 0	1- 0				
4- 2	0- 0	0- 0	CONFERENCE	0- 1	0- 1	4- 0				
1- 1	0- 0	0- 0	HOME	0- 0	0- 1	1- 0				
3- 1	0- 0	0- 0	AWAY	0- 1	0- 0	3- 0				
0- 0	0- 0	0- 0	NEUTRAL	0- 0	0- 0	0- 0				

RPI S	Opponent	Score	RPI S	Opponent	Score	RPI S	Opponent	Score	RPI S	Opponent	Score	Team's RPI: 246
						83	A Belmont	45 69	113	H Loyola Chicago	51 67	
									133	A Wisconsin	55 63	
									142	H Tennessee Tech	62 75	
									184	H Valparaiso	66 78	
									190	A Northern Ill.	48 61	
									218	N Western Ill.	60 52	
									253	A Eastern Ky.	83 63	
									259	A Lipscomb	66 56	
									266	A Morehead St.	57 51	
									271	H Indiana St.	57 59	
									272	H Omaha	65 52	
									303	H Jacksonville St.	55 52	
									327	A Evansville	90 44	
									333	A Tennessee St.	73 52	
									338	A UIC	80 45	
LAST 10 Division I												
			142	H Tennessee Tech	62 75	333	A Tennessee St.	73 52				
			303	H Jacksonville St.	55 52	184	H Valparaiso	66 78				
			266	A Morehead St.	57 51	218	N Western Ill.	60 52				
			253	A Eastern Ky.	83 63	190	A Northern Ill.	48 61				
			83	A Belmont	45 69	272	H Omaha	65 52				

Non-Div I Games: Lindenwood (MO) 88 66

Eastern Ill.

■ Loss, 
 ■ Non-Conf, 
 ■ S Site, 
 ■ H Home 
 ■ A Away 
 N Neutral

Average RPI Win:	272	WON-LOST	WINNING	LAST 10	STRENGTH OF	OPP. STRENGTH	TEAM	ADJ.	CONF.	ADJ CONF.
Average RPI Loss:	160	RECORD	PCT. RANK	GAMES	SCHEDULE	OF SCHEDULE	RPI	RPI	RPI	RPI
DIV. I ONLY	8- 7	155	5-5	327	261	247	247	14	14	
DIV. I NON-CONF.	6- 4	122	3-2	347	319	280	280	14	14	
TOTALS	RPI 1-25	RPI 26-50	W-L RECORDS	RPI 51-100	RPI 101-150	RPI 150+				
8- 7	0- 0	0- 0	OVERALL	1- 1	0- 2	7- 4				
4- 3	0- 0	0- 0	HOME	1- 0	0- 1	3- 2				
4- 4	0- 0	0- 0	AWAY	0- 1	0- 1	4- 2				
0- 0	0- 0	0- 0	NEUTRAL	0- 0	0- 0	0- 0				
6- 4	0- 0	0- 0	NON-CONFERENCE	0- 1	0- 1	6- 2				
2- 2	0- 0	0- 0	HOME	0- 0	0- 1	2- 1				
4- 2	0- 0	0- 0	AWAY	0- 1	0- 0	4- 1				
0- 0	0- 0	0- 0	NEUTRAL	0- 0	0- 0	0- 0				
2- 3	0- 0	0- 0	CONFERENCE	1- 0	0- 1	1- 2				
2- 1	0- 0	0- 0	HOME	1- 0	0- 0	1- 1				
0- 2	0- 0	0- 0	AWAY	0- 0	0- 1	0- 1				
0- 0	0- 0	0- 0	NEUTRAL	0- 0	0- 0	0- 0				

RPI 1-25				RPI 26-50				RPI 51-100				RPI 101+				Team's RPI: 247	
RPI	S	Opponent	Score	RPI	S	Opponent	Score	RPI	S	Opponent	Score	RPI	S	Opponent	Score		
								59	A	Wake Forest	50	106	108	A	Elon	48	90
								84	H	Drexel	73	59	116	H	UNC Greensboro	56	69
													151	A	William & Mary	60	85
													186	H	Towson	62	79
													205	H	George Mason	61	72
													237	A	High Point	79	70
													256	H	Delaware	84	73
													264	A	Winthrop	84	73
													293	A	Presbyterian	54	58
													323	H	N.C. Central	85	78
													328	H	Western Caro.	73	62
													335	A	Charleston So.	79	70
													350	A	South Carolina St.	76	55
LAST 10 Division I																	
				186	H	Towson	62	79	328	H	Western Caro.	73	62				
				151	A	William & Mary	60	85	335	A	Charleston So.	79	70				
				108	A	Elon	48	90	116	H	UNC Greensboro	56	69				
				256	H	Delaware	84	73	264	A	Winthrop	84	73				
				84	H	Drexel	73	59	293	A	Presbyterian	54	58				

Non-Div I Games: Coker

82 57

Col. of Charleston

■ Loss, 
 ■ Non-Conf, 
 ■ S Site, 
 ■ H Home 
 ■ A Away 
 N Neutral

Average RPI Win:	229	WON-LOST	WINNING	LAST 10	STRENGTH OF	OPP. STRENGTH	TEAM	ADJ.	CONF.	ADJ CONF.
Average RPI Loss:	151	RECORD	PCT. RANK	GAMES	SCHEDULE	OF SCHEDULE	RPI	RPI	RPI	RPI
DIV. I ONLY	7- 10	219	6-4	274	79	248	248	26	26	
DIV. I NON-CONF.	4- 9	250	3-3	276	23	274	274	26	26	
TOTALS	RPI 1-25	RPI 26-50	W-L RECORDS	RPI 51-100	RPI 101-150	RPI 150+				
7- 10	0- 1	0- 1	OVERALL	0- 2	1- 0	6- 6				
4- 4	0- 1	0- 1	HOME	0- 1	1- 0	3- 1				
2- 5	0- 0	0- 0	AWAY	0- 1	0- 0	2- 4				
1- 1	0- 0	0- 0	NEUTRAL	0- 0	0- 0	1- 1				
4- 9	0- 1	0- 1	NON-CONFERENCE	0- 2	1- 0	3- 5				
1- 4	0- 1	0- 1	HOME	0- 1	1- 0	0- 1				
2- 4	0- 0	0- 0	AWAY	0- 1	0- 0	2- 3				
1- 1	0- 0	0- 0	NEUTRAL	0- 0	0- 0	1- 1				
3- 1	0- 0	0- 0	CONFERENCE	0- 0	0- 0	3- 1				
3- 0	0- 0	0- 0	HOME	0- 0	0- 0	3- 0				
0- 1	0- 0	0- 0	AWAY	0- 0	0- 0	0- 1				
0- 0	0- 0	0- 0	NEUTRAL	0- 0	0- 0	0- 0				

RPI	S	Opponent	Score	RPI	S	Opponent	Score	RPI	S	Opponent	Score	RPI	S	Opponent	Score	Team's RPI: 248
8	H	UCLA	44 58	28	H	Virginia	47 72	62	A	Washington St.	61 71	127	H	Portland	73 64	
								77	H	Southern California	53 69	153	A	San Diego	40 59	
												165	H	Santa Clara	55 76	
												187	H	Hawaii	58 54	
												204	N	SMU	58 68	
												222	H	Cal St. Fullerton	63 57	
												230	A	San Francisco	61 79	
												254	A	LMU (CA)	56 54	
												265	H	UC Irvine	70 62	
												271	N	Indiana St.	67 59	
												276	A	San Diego St.	74 69	
												282	A	Long Beach St.	52 60	
												302	A	California Baptist	56 64	
LAST 10 Division I																
282	A	Long Beach St.	52 60	153	A	San Diego	40 59									
222	H	Cal St. Fullerton	63 57	165	H	Santa Clara	55 76									
265	H	UC Irvine	70 62	8	H	UCLA	44 58									
187	H	Hawaii	58 54	254	A	LMU (CA)	56 54									
276	A	San Diego St.	74 69	271	N	Indiana St.	67 59									

Non-Div I Games: Hope Int'l 77 54

CSUN

Loss, Non-Conf, S Site, H Home A Away N Neutral



NORTH TEXAS				THROUGH GAMES OF JAN. 10, 1910						
Average RPI Win:	213	WON-LOST	WINNING	LAST 10	STRENGTH OF	OPP. STRENGTH	TEAM	ADJ.	CONF.	ADJ CONF.
Average RPI Loss:	171	RECORD	PCT. RANK	GAMES	SCHEDULE	OF SCHEDULE	RPI	RPI	RPI	RPI
DIV. I ONLY	6- 9	228	4-6	195	226	249	249	13	13	
DIV. I NON-CONF.	4- 5	195	2-2	176	237	211	211	13	13	
-----										
TOTALS	RPI 1-25		RPI 26-50	W-L RECORDS	RPI 51-100	RPI 101-150		RPI 150+		
6- 9	0- 1		1- 0	OVERALL	0- 1	1- 2		4- 5		
5- 3	0- 0		1- 0	HOME	0- 0	1- 1		3- 2		
1- 4	0- 0		0- 0	AWAY	0- 0	0- 1		1- 3		
0- 2	0- 1		0- 0	NEUTRAL	0- 1	0- 0		0- 0		
4- 5	0- 1		0- 0	NON-CONFERENCE	0- 1	1- 2		3- 1		
3- 1	0- 0		0- 0	HOME	0- 0	1- 1		2- 0		
1- 2	0- 0		0- 0	AWAY	0- 0	0- 1		1- 1		
0- 2	0- 1		0- 0	NEUTRAL	0- 1	0- 0		0- 0		
2- 4	0- 0		1- 0	CONFERENCE	0- 0	0- 0		1- 4		
2- 2	0- 0		1- 0	HOME	0- 0	0- 0		1- 2		
0- 2	0- 0		0- 0	AWAY	0- 0	0- 0		0- 2		
0- 0	0- 0		0- 0	NEUTRAL	0- 0	0- 0		0- 0		

RPI 1-25				RPI 26-50				RPI 51-100				RPI 101+			
RPI	S	Opponent	Score	RPI	S	Opponent	Score	RPI	S	Opponent	Score	RPI	S	Opponent	Score
16	N	NC State	65 76	38	H	Western Ky.	61 54	61	N	Texas	57 63	112	H	UT Arlington	49 68
												124	H	Louisiana	69 66
												140	A	CSU Bakersfield	52 61
												177	H	Southern Miss.	57 65
												187	A	Hawaii	66 60
												191	A	Fla. Atlantic	78 84
												245	H	Marshall	59 68
												261	H	Louisiana Tech	74 69
												286	A	Utah St.	55 66
												308	A	FIU	56 58
												321	H	Alcorn	67 31
												347	H	La.-Monroe	63 51
LAST 10 Division I															
261	H	Louisiana Tech	74 69	38	H	Western Ky.	61 54								
177	H	Southern Miss.	57 65	347	H	La.-Monroe	63 51								
191	A	Fla. Atlantic	78 84	286	A	Utah St.	55 66								
308	A	FIU	56 58	124	H	Louisiana	69 66								
245	H	Marshall	59 68	16	N	NC State	65 76								

Non-Div I Games:	Mid-Amer. Christian	59	61	Xavier (LA)	68	31	Tex. A&M-Texarkana	114	54
------------------	---------------------	----	----	-------------	----	----	--------------------	-----	----

## North Texas

■ Loss, ■ Non-Conf, S Site, H Home A Away N Neutral

Page 249

Average RPI Win:	245	WON-LOST	WINNING	LAST 10	STRENGTH OF	OPP. STRENGTH	TEAM	ADJ.	CONF.	ADJ CONF.
Average RPI Loss:	156	RECORD	PCT. RANK	GAMES	SCHEDULE	OF SCHEDULE	RPI	RPI	RPI	RPI
DIV. I ONLY	4- 11	286	3-7	154	292	250	250	25	25	
DIV. I NON-CONF.	2- 6	279	1-2	142	236	216	216	23	23	
TOTALS	RPI 1-25	RPI 26-50	W-L RECORDS	RPI 51-100	RPI 101-150	RPI 150+				
4- 11	0- 0	0- 1	OVERALL	0- 1	0- 5	4- 4				
2- 3	0- 0	0- 0	HOME	0- 0	0- 1	2- 2				
2- 8	0- 0	0- 1	AWAY	0- 1	0- 4	2- 2				
0- 0	0- 0	0- 0	NEUTRAL	0- 0	0- 0	0- 0				
2- 6	0- 0	0- 1	NON-CONFERENCE	0- 1	0- 2	2- 2				
1- 0	0- 0	0- 0	HOME	0- 0	0- 0	1- 0				
1- 6	0- 0	0- 1	AWAY	0- 1	0- 2	1- 2				
0- 0	0- 0	0- 0	NEUTRAL	0- 0	0- 0	0- 0				
2- 5	0- 0	0- 0	CONFERENCE	0- 0	0- 3	2- 2				
1- 3	0- 0	0- 0	HOME	0- 0	0- 1	1- 2				
1- 2	0- 0	0- 0	AWAY	0- 0	0- 2	1- 0				
0- 0	0- 0	0- 0	NEUTRAL	0- 0	0- 0	0- 0				

RPI 1-25				RPI 26-50				RPI 51-100				RPI 101+ Team's RPI: 250			
RPI	S	Opponent	Score	RPI	S	Opponent	Score	RPI	S	Opponent	Score	RPI	S	Opponent	Score
				33	A	LSU	52 62	70	A	Alabama	50 87	114	A	Abilene Christian	53 61
												124	A	Louisiana	50 60
												144	H	Sam Houston St.	69 84
												146	A	Houston	65 78
												147	A	SFA	51 77
												155	H	Jackson St.	63 59
												177	A	Southern Miss.	54 62
												178	H	A&M-Corpus Christi	48 44
												193	H	Lamar University	57 65
												261	A	Louisiana Tech	78 92
												300	A	Houston Baptist	69 59
												304	H	Nicholls St.	65 67
												347	A	La.-Monroe	65 52
LAST 10 Division I															
				114	A	Abilene Christian	53 61	70	A	Alabama	50 87				
				304	H	Nicholls St.	65 67	300	A	Houston Baptist	69 59				
				144	H	Sam Houston St.	69 84	193	H	Lamar University	57 65				
				178	H	A&M-Corpus Christi	48 44	261	A	Louisiana Tech	78 92				
				147	A	SFA	51 77	155	H	Jackson St.	63 59				

Non-Div I Games: LSU-Alexandria 89 67

Southeastern La.

■ Loss, 
 ■ Non-Conf, 
 ■ S Site, 
 ■ Home 
 ■ A Away 
 N Neutral

Average RPI Win:	306	WON-LOST	WINNING	LAST 10	STRENGTH OF	OPP. STRENGTH	TEAM	ADJ.	CONF.	ADJ CONF.
Average RPI Loss:	159	RECORD	PCT. RANK	GAMES	SCHEDULE	OF SCHEDULE	RPI	RPI	RPI	RPI
DIV. I ONLY	8- 9	191	6-4	284	330	251	251	28	28	
DIV. I NON-CONF.	5- 7	205	3-2	290	290	288	288	29	29	
TOTALS	RPI 1-25	RPI 26-50	W-L RECORDS	RPI 51-100	RPI 101-150	RPI 150+				
8- 9	0- 0	0- 0	OVERALL	0- 1	0- 3	8- 5				
6- 2	0- 0	0- 0	HOME	0- 0	0- 1	6- 1				
2- 7	0- 0	0- 0	AWAY	0- 1	0- 2	2- 4				
0- 0	0- 0	0- 0	NEUTRAL	0- 0	0- 0	0- 0				
5- 7	0- 0	0- 0	NON-CONFERENCE	0- 1	0- 2	5- 4				
4- 2	0- 0	0- 0	HOME	0- 0	0- 1	4- 1				
1- 5	0- 0	0- 0	AWAY	0- 1	0- 1	1- 3				
0- 0	0- 0	0- 0	NEUTRAL	0- 0	0- 0	0- 0				
3- 2	0- 0	0- 0	CONFERENCE	0- 0	0- 1	3- 1				
2- 0	0- 0	0- 0	HOME	0- 0	0- 0	2- 0				
1- 2	0- 0	0- 0	AWAY	0- 0	0- 1	1- 1				
0- 0	0- 0	0- 0	NEUTRAL	0- 0	0- 0	0- 0				

RPI S	Opponent	Score	RPI S	Opponent	Score	RPI S	Opponent	Score	RPI S	Opponent	Score	Team's RPI: 251
						66	A Minnesota	58 90	104	A Stony Brook	49 67	
									113	A Loyola Chicago	76 78	
									119	H Massachusetts	49 83	
									157	A Dartmouth	55 72	
									162	A Rhode Island	74 77	
									180	A Merrimack	53 78	
									196	H Binghamton	65 62	
									212	H Saint Francis (PA)	69 73	
									275	H Navy	64 56	
									318	H Bryant	71 66	
									319	A Albany (NY)	49 58	
									320	H UMBC	60 58	
									325	H NJIT	65 59	
									330	H Canisius	76 53	
									337	A Hartford	63 53	
									348	A LIU Brooklyn	73 62	
LAST 10 Division I												
337	A Hartford	63 53	180	A Merrimack	53 78							
196	H Binghamton	65 62	348	A LIU Brooklyn	73 62							
320	H UMBC	60 58	325	H NJIT	65 59							
104	A Stony Brook	49 67	330	H Canisius	76 53							
319	A Albany (NY)	49 58	212	H Saint Francis (PA)	69 73							

Non-Div I Games: Norwich 86 40

Vermont

## Maine

Through Games Of Jan. 18, 2020

Average RPI Win:	275	WON-LOST	WINNING	LAST 10	STRENGTH OF	OPP. STRENGTH	TEAM	ADJ.	CONF.	ADJ CONF.
Average RPI Loss:	129	RECORD	PCT. RANK	GAMES	SCHEDULE	OF SCHEDULE	RPI	RPI	RPI	RPI
DIV. I ONLY	6- 13	266	4-6	150	224	252	252	28	28	
DIV. I NON-CONF.	3- 10	282	1-3	111	135	253	253	29	29	
TOTALS	RPI 1-25	RPI 26-50	W-L RECORDS	RPI 51-100	RPI 101-150	RPI 150+				
6- 13	0- 1	0- 2	OVERALL	0- 2	0- 2	6- 6				
5- 3	0- 0	0- 0	HOME	0- 0	0- 1	5- 2				
1- 7	0- 1	0- 0	AWAY	0- 1	0- 1	1- 4				
0- 3	0- 0	0- 2	NEUTRAL	0- 1	0- 0	0- 0				
3- 10	0- 1	0- 2	NON-CONFERENCE	0- 2	0- 1	3- 4				
2- 3	0- 0	0- 0	HOME	0- 0	0- 1	2- 2				
1- 4	0- 1	0- 0	AWAY	0- 1	0- 0	1- 2				
0- 3	0- 0	0- 2	NEUTRAL	0- 1	0- 0	0- 0				
3- 3	0- 0	0- 0	CONFERENCE	0- 0	0- 1	3- 2				
3- 0	0- 0	0- 0	HOME	0- 0	0- 0	3- 0				
0- 3	0- 0	0- 0	AWAY	0- 0	0- 1	0- 2				
0- 0	0- 0	0- 0	NEUTRAL	0- 0	0- 0	0- 0				

RPI 1-25				RPI 26-50				RPI 51-100				RPI 101+ Team's RPI: 252			
RPI	S	Opponent	Score	RPI	S	Opponent	Score	RPI	S	Opponent	Score	RPI	S	Opponent	Score
16	A	NC State	34 62	31	N	Drake	62 94	84	A	Drexel	57 70	104	A	Stony Brook	69 73
				32	N	Arizona St.	31 57	95	N	Dayton	49 78	145	H	Harvard	40 69
												157	A	Dartmouth	41 57
												163	H	Northeastern	58 66
												176	H	Green Bay	61 60
												196	A	Binghamton	63 73
												199	H	Boston U.	49 62
												226	A	UMass Lowell	57 66
												229	A	Brown	70 76
												256	A	Delaware	69 56
												275	H	Navy	46 41
												284	H	New Hampshire	67 50
												319	H	Albany (NY)	60 49
												337	H	Hartford	87 73
LAST 10 Division I															
196	A	Binghamton	63 73	337	H	Hartford	87 73								
226	A	UMass Lowell	57 66	84	A	Drexel	57 70								
319	H	Albany (NY)	60 49	163	H	Northeastern	58 66								
284	H	New Hampshire	67 50	176	H	Green Bay	61 60								
104	A	Stony Brook	69 73	157	A	Dartmouth	41 57								

Non-Div I Games: Husson 104 43

Maine

■ Loss, 
 ■ Non-Conf, 
 ■ S Site, 
 ■ H Home 
 ■ A Away 
 N Neutral

Average RPI Win:	257	WON-LOST	WINNING	LAST 10	STRENGTH OF	OPP. STRENGTH	TEAM	ADJ.	CONF.	ADJ CONF.
Average RPI Loss:	150	RECORD	PCT. RANK	GAMES	SCHEDULE	OF SCHEDULE	RPI	RPI	RPI	RPI
DIV. I ONLY	7- 9	205	3-7	286	210	253	253	18	18	
DIV. I NON-CONF.	5- 5	164	1-3	264	117	184	184	21	21	
TOTALS	RPI 1-25	RPI 26-50	W-L RECORDS	RPI 51-100	RPI 101-150	RPI 150+				
7- 9	0- 0	0- 0	OVERALL	0- 3	0- 2	7- 4				
3- 5	0- 0	0- 0	HOME	0- 0	0- 1	3- 4				
4- 4	0- 0	0- 0	AWAY	0- 3	0- 1	4- 0				
0- 0	0- 0	0- 0	NEUTRAL	0- 0	0- 0	0- 0				
5- 5	0- 0	0- 0	NON-CONFERENCE	0- 2	0- 1	5- 2				
2- 2	0- 0	0- 0	HOME	0- 0	0- 0	2- 2				
3- 3	0- 0	0- 0	AWAY	0- 2	0- 1	3- 0				
0- 0	0- 0	0- 0	NEUTRAL	0- 0	0- 0	0- 0				
2- 4	0- 0	0- 0	CONFERENCE	0- 1	0- 1	2- 2				
1- 3	0- 0	0- 0	HOME	0- 0	0- 1	1- 2				
1- 1	0- 0	0- 0	AWAY	0- 1	0- 0	1- 0				
0- 0	0- 0	0- 0	NEUTRAL	0- 0	0- 0	0- 0				

RPI 1-25			RPI 26-50			RPI 51-100			RPI 101+			Team's RPI: 253
RPI	S	Opponent	Score	RPI	S	Opponent	Score	RPI	S	Opponent	Score	
						53 A Vanderbilt	69 75	117 A Butler		41 73		
						54 A IUPUI	42 72	142 H Tennessee Tech		42 60		
						83 A Belmont	48 68	161 H Youngstown St.		63 72		
								172 A Memphis		63 60		
								189 H Miami (OH)		57 75		
								201 H Chattanooga		71 65		
								219 A Xavier		56 55		
								227 H Northern Ky.		69 62		
								246 H Eastern Ill.		63 83		
								303 H Jacksonville St.		33 43		
								322 A Mercer		61 60		
								324 H SIUE		49 46		
								333 A Tennessee St.		61 55		
LAST 10 Division I												
333 A		Tennessee St.	61 55	142 H		Tennessee Tech	42 60					
83 A		Belmont	48 68	54 A		IUPUI	42 72					
324 H		SIUE	49 46	53 A		Vanderbilt	69 75					
246 H		Eastern Ill.	63 83	219 A		Xavier	56 55					
303 H		Jacksonville St.	33 43	161 H		Youngstown St.	63 72					

Non-Div I Games: Alice Lloyd 102 65

Eastern Ky.

■ Loss, 
 ■ Non-Conf, 
 ■ S Site, 
 ■ Home 
 ■ A Away 
 N Neutral

Average RPI Win:	218	WON-LOST	WINNING	LAST 10	STRENGTH OF	OPP. STRENGTH	TEAM	ADJ.	CONF.	ADJ CONF.
Average RPI Loss:	148	RECORD	PCT. RANK	GAMES	SCHEDULE	OF SCHEDULE	RPI	RPI	RPI	RPI
DIV. I ONLY	6- 13	266	4-6	204	135	254	254	11	11	
DIV. I NON-CONF.	3- 9	279	1-2	210	176	282	282	11	11	
TOTALS	RPI 1-25	RPI 26-50	W-L RECORDS	RPI 51-100	RPI 101-150	RPI 150+				
6- 13	0- 1	0- 1	OVERALL	0- 2	0- 2	6- 7				
3- 6	0- 0	0- 1	HOME	0- 1	0- 0	3- 4				
3- 5	0- 1	0- 0	AWAY	0- 0	0- 1	3- 3				
0- 2	0- 0	0- 0	NEUTRAL	0- 1	0- 1	0- 0				
3- 9	0- 1	0- 1	NON-CONFERENCE	0- 1	0- 1	3- 5				
1- 4	0- 0	0- 1	HOME	0- 0	0- 0	1- 3				
2- 3	0- 1	0- 0	AWAY	0- 0	0- 0	2- 2				
0- 2	0- 0	0- 0	NEUTRAL	0- 1	0- 1	0- 0				
3- 4	0- 0	0- 0	CONFERENCE	0- 1	0- 1	3- 2				
2- 2	0- 0	0- 0	HOME	0- 1	0- 0	2- 1				
1- 2	0- 0	0- 0	AWAY	0- 0	0- 1	1- 1				
0- 0	0- 0	0- 0	NEUTRAL	0- 0	0- 0	0- 0				

RPI 1-25				RPI 26-50				RPI 51-100				RPI 101+ Team's RPI: 254			
RPI	S	Opponent	Score	RPI	S	Opponent	Score	RPI	S	Opponent	Score	RPI	S	Opponent	Score
8	A	UCLA	52 74	47	H	Yale	65 81	65	H	BYU	44 59	109	N	Providence	45 48
								75	N	Ball St.	72 77	111	A	Pacific	67 76
												153	H	San Diego	59 67
												165	H	Santa Clara	75 59
												169	A	Saint Mary's (CA)	70 86
												181	A	New Mexico	73 72
												187	H	Hawaii	65 51
												214	A	Tulsa	56 75
												222	H	Cal St. Fullerton	74 79
												230	H	San Francisco	76 69
												234	H	Georgetown	53 64
												248	H	CSUN	54 56
												263	A	Pepperdine	84 77
												265	A	UC Irvine	65 80
												282	A	Long Beach St.	70 57
LAST 10 Division I															
263	A	Pepperdine	84 77	153	H	San Diego	59 67								
165	H	Santa Clara	75 59	65	H	BYU	44 59								
230	H	San Francisco	76 69	109	N	Providence	45 48								
169	A	Saint Mary's (CA)	70 86	181	A	New Mexico	73 72								
111	A	Pacific	67 76	75	N	Ball St.	72 77								

Non-Div I Games: Cal St. San B'dino 94 46

LMU (CA)

■ Loss, 
 ■ Non-Conf, S Site, 
 ■ Home 
 ■ Away 
 N Neutral

Average RPI Win:	<b>292</b>	WON-LOST	WINNING	LAST 10	STRENGTH OF	OPP. STRENGTH	TEAM	ADJ.	CONF.	ADJ CONF.
Average RPI Loss:	<b>151</b>	RECORD	PCT. RANK	GAMES	SCHEDULE	OF SCHEDULE	RPI	RPI	RPI	RPI
DIV. I ONLY	<b>6- 10</b>	<b>237</b>	<b>4-6</b>	<b>273</b>	<b>213</b>	<b>255</b>	<b>255</b>	<b>27</b>	<b>27</b>	
DIV. I NON-CONF.	<b>2- 7</b>	<b>288</b>	<b>0-3</b>	<b>245</b>	<b>65</b>	<b>259</b>	<b>259</b>	<b>27</b>	<b>27</b>	
TOTALS	RPI 1-25	RPI 26-50	W-L RECORDS	RPI 51-100	RPI 101-150	RPI 150+				
6- 10	0- 0	0- 2	OVERALL	0- 2	0- 0	6- 6				
3- 3	0- 0	0- 0	HOME	0- 0	0- 0	3- 3				
3- 7	0- 0	0- 2	AWAY	0- 2	0- 0	3- 3				
0- 0	0- 0	0- 0	NEUTRAL	0- 0	0- 0	0- 0				
2- 7	0- 0	0- 2	NON-CONFERENCE	0- 2	0- 0	2- 3				
0- 2	0- 0	0- 0	HOME	0- 0	0- 0	0- 2				
2- 5	0- 0	0- 2	AWAY	0- 2	0- 0	2- 1				
0- 0	0- 0	0- 0	NEUTRAL	0- 0	0- 0	0- 0				
4- 3	0- 0	0- 0	CONFERENCE	0- 0	0- 0	4- 3				
3- 1	0- 0	0- 0	HOME	0- 0	0- 0	3- 1				
1- 2	0- 0	0- 0	AWAY	0- 0	0- 0	1- 2				
0- 0	0- 0	0- 0	NEUTRAL	0- 0	0- 0	0- 0				

RPI	S	Opponent	Score	RPI	S	Opponent	Score	RPI	S	Opponent	Score	RPI	S	Opponent	Score	Team's RPI: 255
29	A	West Virginia	37 <b>74</b>	53	A	Vanderbilt	46 <b>80</b>	175	A	Hampton	48 <b>51</b>	197	H	American	55 <b>59</b>	
36	A	Ohio St.	57 <b>70</b>	70	A	Alabama	51 <b>85</b>	213	H	Mt. St. Mary's	58 <b>75</b>	225	A	ETSU	67 43	
								231	H	UNC Asheville	50 <b>63</b>	237	A	High Point	58 <b>68</b>	
								264	H	Winthrop	54 53	266	A	Morehead St.	62 <b>73</b>	
								285	A	Longwood	62 61	293	H	Presbyterian	54 42	
								335	H	Charleston So.	72 35	350	A	South Carolina St.	60 45	
LAST 10 Division I																
264	H	Winthrop	54 53	335	H	Charleston So.	72 35									
285	A	Longwood	62 61	293	H	Presbyterian	54 42									
231	H	UNC Asheville	50 <b>63</b>	70	A	Alabama	51 <b>85</b>									
175	A	Hampton	48 <b>51</b>	197	H	American	55 <b>59</b>									
237	A	High Point	58 <b>68</b>	36	A	Ohio St.	57 <b>70</b>									

Non-Div I Games:

Radford

■ Loss, 
 ■ Non-Conf, 
 ■ S Site, 
 ■ H Home 
 ■ A Away 
 N Neutral

Delaware

Through Games Of Jan. 18, 2020

Average RPI Win:	209	WON-LOST	WINNING	LAST 10	STRENGTH OF	OPP. STRENGTH	TEAM	ADJ.	CONF.	ADJ CONF.
Average RPI Loss:	168	RECORD	PCT. RANK	GAMES	SCHEDULE	OF SCHEDULE	RPI	RPI	RPI	RPI
DIV. I ONLY	5- 10	257	4-6	243	136	256	256	14	14	
DIV. I NON-CONF.	4- 7	225	3-3	179	104	206	206	14	14	
TOTALS	RPI 1-25	RPI 26-50	W-L RECORDS	RPI 51-100	RPI 101-150	RPI 150+				
5- 10	0- 1	0- 0	OVERALL	0- 2	1- 1	4- 6				
2- 4	0- 0	0- 0	HOME	0- 0	0- 1	2- 3				
2- 6	0- 1	0- 0	AWAY	0- 2	1- 0	1- 3				
1- 0	0- 0	0- 0	NEUTRAL	0- 0	0- 0	1- 0				
4- 7	0- 1	0- 0	NON-CONFERENCE	0- 2	1- 1	3- 3				
1- 3	0- 0	0- 0	HOME	0- 0	0- 1	1- 2				
2- 4	0- 1	0- 0	AWAY	0- 2	1- 0	1- 1				
1- 0	0- 0	0- 0	NEUTRAL	0- 0	0- 0	1- 0				
1- 3	0- 0	0- 0	CONFERENCE	0- 0	0- 0	1- 3				
1- 1	0- 0	0- 0	HOME	0- 0	0- 0	1- 1				
0- 2	0- 0	0- 0	AWAY	0- 0	0- 0	0- 2				
0- 0	0- 0	0- 0	NEUTRAL	0- 0	0- 0	0- 0				

RPI 1-25				RPI 26-50				RPI 51-100				RPI 101+ Team's RPI: 256			
RPI	S	Opponent	Score	RPI	S	Opponent	Score	RPI	S	Opponent	Score	RPI	S	Opponent	Score
20	A	Maryland	55 99					60	A	Charlotte	57 61	138	A	Robert Morris	73 62
								72	A	UCF	49 75	143	H	George Washington	49 63
												163	H	Northeastern	62 72
												165	N	Santa Clara	81 80
												205	H	George Mason	63 44
												222	A	Cal St. Fullerton	72 55
												223	A	UNCW	65 71
												241	A	Gardner-Webb	65 67
												247	A	Col. of Charleston	73 84
												252	H	Maine	56 69
												262	H	Delaware St.	64 67
												314	H	Hofstra	80 59
LAST 10 Division I															
163	H	Northeastern	62 72	60	A	Charlotte	57 61	241	A	Gardner-Webb	65 67	138	A	Robert Morris	73 62
314	H	Hofstra	80 59	241	A	Gardner-Webb	65 67	143	H	George Washington	49 63	165	N	Santa Clara	81 80
247	A	Col. of Charleston	73 84	143	H	George Washington	49 63								
223	A	UNCW	65 71												
205	H	George Mason	63 44												

Non-Div I Games:

Delaware

Loss, Non-Conf, S Site, H Home A Away N Neutral



Average RPI Win:	277	WON-LOST	WINNING	LAST 10	STRENGTH OF	OPP. STRENGTH	TEAM	ADJ.	CONF.	ADJ CONF.
Average RPI Loss:	150	RECORD	PCT. RANK	GAMES	SCHEDULE	OF SCHEDULE	RPI	RPI	RPI	RPI
DIV. I ONLY	7- 9	205	4-6	253	288	257	257	17	17	
DIV. I NON-CONF.	4- 5	195	1-2	273	297	267	267	24	24	
TOTALS	RPI 1-25	RPI 26-50	W-L RECORDS	RPI 51-100	RPI 101-150	RPI 150+				
7- 9	0- 0	0- 1	OVERALL	0- 2	0- 1	7- 5				
5- 4	0- 0	0- 1	HOME	0- 1	0- 0	5- 2				
2- 5	0- 0	0- 0	AWAY	0- 1	0- 1	2- 3				
0- 0	0- 0	0- 0	NEUTRAL	0- 0	0- 0	0- 0				
4- 5	0- 0	0- 1	NON-CONFERENCE	0- 1	0- 1	4- 2				
3- 2	0- 0	0- 1	HOME	0- 0	0- 0	3- 1				
1- 3	0- 0	0- 0	AWAY	0- 1	0- 1	1- 1				
0- 0	0- 0	0- 0	NEUTRAL	0- 0	0- 0	0- 0				
3- 4	0- 0	0- 0	CONFERENCE	0- 1	0- 0	3- 3				
2- 2	0- 0	0- 0	HOME	0- 1	0- 0	2- 1				
1- 2	0- 0	0- 0	AWAY	0- 0	0- 0	1- 2				
0- 0	0- 0	0- 0	NEUTRAL	0- 0	0- 0	0- 0				

RPI 1-25				RPI 26-50				RPI 51-100				RPI 101+				Team's RPI: 257	
RPI	S	Opponent	Score	RPI	S	Opponent	Score	RPI	S	Opponent	Score	RPI	S	Opponent	Score		
				50	H	Colorado	75 79	73	A	Tennessee	41 79	118	A	Idaho	54 61		
								97	H	Boise St.	69 72	154	H	San Jose St.	53 58		
												181	A	New Mexico	62 73		
												190	H	Northern Ill.	75 80		
												200	A	Northern Colo.	75 58		
												214	A	Tulsa	55 61		
												220	A	Wyoming	56 49		
												236	H	UC Riverside	52 40		
												276	A	San Diego St.	49 59		
												288	H	Nevada	75 70		
												311	H	Air Force	60 40		
												331	H	Incarname Word	75 47		
												351	H	Mississippi Val.	65 46		
LAST 10 Division I																	
				311	H	Air Force	60 40	214	A	Tulsa	55 61						
				181	A	New Mexico	62 73	351	H	Mississippi Val.	65 46						
				154	H	San Jose St.	53 58	73	A	Tennessee	41 79						
				220	A	Wyoming	56 49	97	H	Boise St.	69 72						
				288	H	Nevada	75 70	276	A	San Diego St.	49 59						

Non-Div I Games: Western St. 56 47 Chadron St. 102 51

Colorado St.

# East Carolina

Through Games Of Jan. 18, 2020

Average RPI Win:	308	WON-LOST	WINNING	LAST 10	STRENGTH OF	OPP. STRENGTH	TEAM	ADJ.	CONF.	ADJ CONF.
Average RPI Loss:	108	RECORD	PCT. RANK	GAMES	SCHEDULE	OF SCHEDULE	RPI	RPI	RPI	RPI
DIV. I ONLY	3- 13	314	1-9	90	112	258	258	9	9	
DIV. I NON-CONF.	3- 10	282	1-6	85	143	240	240	8	8	
TOTALS	RPI 1-25	RPI 26-50	W-L RECORDS	RPI 51-100	RPI 101-150	RPI 150+				
3- 13	0- 1	0- 0	OVERALL	0- 6	0- 3	3- 3				
2- 6	0- 0	0- 0	HOME	0- 2	0- 1	2- 3				
1- 5	0- 0	0- 0	AWAY	0- 3	0- 2	1- 0				
0- 2	0- 1	0- 0	NEUTRAL	0- 1	0- 0	0- 0				
3- 10	0- 1	0- 0	NON-CONFERENCE	0- 5	0- 2	3- 2				
2- 4	0- 0	0- 0	HOME	0- 2	0- 0	2- 2				
1- 4	0- 0	0- 0	AWAY	0- 2	0- 2	1- 0				
0- 2	0- 1	0- 0	NEUTRAL	0- 1	0- 0	0- 0				
0- 3	0- 0	0- 0	CONFERENCE	0- 1	0- 1	0- 1				
0- 2	0- 0	0- 0	HOME	0- 0	0- 1	0- 1				
0- 1	0- 0	0- 0	AWAY	0- 1	0- 0	0- 0				
0- 0	0- 0	0- 0	NEUTRAL	0- 0	0- 0	0- 0				

RPI 1-25				RPI 26-50				RPI 51-100				RPI 101+ Team's RPI: 258			
RPI	S	Opponent	Score	RPI	S	Opponent	Score	RPI	S	Opponent	Score	RPI	S	Opponent	Score
13	N	Northwestern	45 64					51	H	Middle Tenn.	66 68	107	A	Liberty	66 81
								59	A	Wake Forest	53 76	134	A	VCU	40 53
								60	H	Charlotte	47 59	148	H	Wichita St.	53 61
								72	A	UCF	55 91	151	H	William & Mary	68 78
								74	A	Georgia	50 67	204	H	SMU	47 55
								95	N	Dayton	68 94	233	H	Howard	51 67
												285	A	Longwood	64 61
												306	H	UMES	57 42
												332	H	USC Upstate	69 48
LAST 10 Division I															
148	H	Wichita St.	53 61	13	N	Northwestern	45 64	233	H	Howard	51 67				
204	H	SMU	47 55					107	A	Liberty	66 81				
72	A	UCF	55 91					59	A	Wake Forest	53 76				
74	A	Georgia	50 67					285	A	Longwood	64 61				
95	N	Dayton	68 94												

Non-Div I Games:

East Carolina

Loss, Non-Conf, S Site, H Home A Away N Neutral

Average RPI Win:	264	WON-LOST	WINNING	LAST 10	STRENGTH OF	OPP. STRENGTH	TEAM	ADJ.	CONF.	ADJ CONF.
Average RPI Loss:	137	RECORD	PCT. RANK	GAMES	SCHEDULE	OF SCHEDULE	RPI	RPI	RPI	RPI
DIV. I ONLY	3- 14	319	2-8	89	269	259	259	16	16	
DIV. I NON-CONF.	2- 10	313	1-4	112	287	285	285	16	16	
TOTALS	RPI 1-25	RPI 26-50	W-L RECORDS	RPI 51-100	RPI 101-150	RPI 150+				
3- 14	0- 0	0- 1	OVERALL	0- 6	0- 2	3- 5				
1- 5	0- 0	0- 0	HOME	0- 1	0- 0	1- 4				
2- 7	0- 0	0- 1	AWAY	0- 3	0- 2	2- 1				
0- 2	0- 0	0- 0	NEUTRAL	0- 2	0- 0	0- 0				
2- 10	0- 0	0- 0	NON-CONFERENCE	0- 6	0- 1	2- 3				
1- 3	0- 0	0- 0	HOME	0- 1	0- 0	1- 2				
1- 5	0- 0	0- 0	AWAY	0- 3	0- 1	1- 1				
0- 2	0- 0	0- 0	NEUTRAL	0- 2	0- 0	0- 0				
1- 4	0- 0	0- 1	CONFERENCE	0- 0	0- 1	1- 2				
0- 2	0- 0	0- 0	HOME	0- 0	0- 0	0- 2				
1- 2	0- 0	0- 1	AWAY	0- 0	0- 1	1- 0				
0- 0	0- 0	0- 0	NEUTRAL	0- 0	0- 0	0- 0				

RPI	S	Opponent	Score	RPI	S	Opponent	Score	RPI	S	Opponent	Score	RPI	S	Opponent	Score	Team's RPI: 259
34	A	FGCU	56 82	51	A	Middle Tenn.	49 70	107	A	Liberty	60 64	142	A	Tennessee Tech	58 78	
				64	A	UT Martin	67 83	171	H	North Ala.	72 84	207	H	Murray St.	57 67	
				79	N	Marist	63 74	227	H	Northern Ky.	71 69	232	A	Stetson	65 59	
				83	H	Belmont	68 69	242	H	Kennesaw St.	66 74	246	H	Eastern Ill.	56 66	
				90	N	Rider	76 81	303	A	Jacksonville St.	63 65	333	A	Tennessee St.	74 64	
				95	A	Dayton	60 82									
LAST 10 Division I																
107	A	Liberty	60 64	142	A	Tennessee Tech	58 78									
242	H	Kennesaw St.	66 74	64	A	UT Martin	67 83									
171	H	North Ala.	72 84	83	H	Belmont	68 69									
232	A	Stetson	65 59	333	A	Tennessee St.	74 64									
34	A	FGCU	56 82	51	A	Middle Tenn.	49 70									

Non-Div I Games: Queens (NC) 86 45

Lipscomb

Loss, Non-Conf, S Site, H Home A Away N Neutral

Average RPI Win:	290	WON-LOST	WINNING	LAST 10	STRENGTH OF	OPP. STRENGTH	TEAM	ADJ.	CONF.	ADJ CONF.
Average RPI Loss:	126	RECORD	PCT. RANK	GAMES	SCHEDULE	OF SCHEDULE	RPI	RPI	RPI	RPI
DIV. I ONLY	7- 10	219	2-8	164	328	260	260	5	5	
DIV. I NON-CONF.	7- 6	161	2-4	281	348	291	291	5	5	
TOTALS	RPI 1-25	RPI 26-50	W-L RECORDS	RPI 51-100	RPI 101-150	RPI 150+				
7- 10	0- 1	0- 1	OVERALL	0- 2	1- 2	6- 4				
6- 5	0- 0	0- 0	HOME	0- 2	1- 2	5- 1				
0- 4	0- 1	0- 1	AWAY	0- 0	0- 0	0- 2				
1- 1	0- 0	0- 0	NEUTRAL	0- 0	0- 0	1- 1				
7- 6	0- 0	0- 0	NON-CONFERENCE	0- 0	1- 2	6- 4				
6- 3	0- 0	0- 0	HOME	0- 0	1- 2	5- 1				
0- 2	0- 0	0- 0	AWAY	0- 0	0- 0	0- 2				
1- 1	0- 0	0- 0	NEUTRAL	0- 0	0- 0	1- 1				
0- 4	0- 1	0- 1	CONFERENCE	0- 2	0- 0	0- 0				
0- 2	0- 0	0- 0	HOME	0- 2	0- 0	0- 0				
0- 2	0- 1	0- 1	AWAY	0- 0	0- 0	0- 0				
0- 0	0- 0	0- 0	NEUTRAL	0- 0	0- 0	0- 0				

RPI	S	Opponent	Score	RPI	S	Opponent	Score	RPI	S	Opponent	Score	RPI	S	Opponent	Score	Team's RPI: 260
17	A	Texas A&M	35 79	33	A	LSU	44 52	73	H	Tennessee	28 84	120	H	New Orleans	64 69	
								74	H	Georgia	51 58	124	H	Louisiana	42 53	
												144	H	Sam Houston St.	75 69	
												166	H	Southeast Mo. St.	53 70	
												177	A	Southern Miss.	53 59	
												179	A	Texas Tech	48 84	
												261	H	Louisiana Tech	76 53	
												292	H	Ga. Southern	69 66	
												301	N	Pittsburgh	50 58	
												313	H	Alabama St.	93 66	
												321	N	Alcorn	73 55	
												347	H	La.-Monroe	66 42	
												351	H	Mississippi Val.	72 53	
LAST 10 Division I																
33	A	LSU	44 52	124	H	Louisiana	42 53									
73	H	Tennessee	28 84	292	H	Ga. Southern	69 66									
17	A	Texas A&M	35 79	166	H	Southeast Mo. St.	53 70									
74	H	Georgia	51 58	179	A	Texas Tech	48 84									
313	H	Alabama St.	93 66	301	N	Pittsburgh	50 58									

Non-Div I Games:

Ole Miss

  Loss, 
  Non-Conf, 
  S Site, 
  H Home 
  A Away 
N Neutral

Average RPI Win:	246	WON-LOST	WINNING	LAST 10	STRENGTH OF	OPP. STRENGTH	TEAM	ADJ.	CONF.	ADJ CONF.
Average RPI Loss:	200	RECORD	PCT. RANK	GAMES	SCHEDULE	OF SCHEDULE	RPI	RPI	RPI	RPI
DIV. I ONLY	7- 7	172	5-5	308	202	261	261	13	13	
DIV. I NON-CONF.	6- 3	90	4-1	338	182	233	233	13	13	
TOTALS	RPI 1-25	RPI 26-50	W-L RECORDS	RPI 51-100	RPI 101-150	RPI 150+				
7- 7	0- 0	0- 0	OVERALL	0- 0	0- 3	7- 4				
6- 2	0- 0	0- 0	HOME	0- 0	0- 1	6- 1				
1- 5	0- 0	0- 0	AWAY	0- 0	0- 2	1- 3				
0- 0	0- 0	0- 0	NEUTRAL	0- 0	0- 0	0- 0				
6- 3	0- 0	0- 0	NON-CONFERENCE	0- 0	0- 2	6- 1				
5- 1	0- 0	0- 0	HOME	0- 0	0- 1	5- 0				
1- 2	0- 0	0- 0	AWAY	0- 0	0- 1	1- 1				
0- 0	0- 0	0- 0	NEUTRAL	0- 0	0- 0	0- 0				
1- 4	0- 0	0- 0	CONFERENCE	0- 0	0- 1	1- 3				
1- 1	0- 0	0- 0	HOME	0- 0	0- 0	1- 1				
0- 3	0- 0	0- 0	AWAY	0- 0	0- 1	0- 2				
0- 0	0- 0	0- 0	NEUTRAL	0- 0	0- 0	0- 0				

RPI 1-25			RPI 26-50			RPI 51-100			RPI 101+			Team's RPI: 261
RPI	S	Opponent	Score	RPI	S	Opponent	Score	RPI	S	Opponent	Score	
								122	A	Rice	47	60
								146	A	Houston	53	67
								148	H	Wichita St.	80	88
								172	H	Memphis	83	74
								177	A	Southern Miss.	60	66
								203	A	Little Rock	43	38
								208	H	UTEP	87	80
								235	H	Arkansas St.	67	54
								249	A	North Texas	69	74
								250	H	Southeastern La.	92	78
								260	A	Ole Miss	53	76
								295	H	UTSA	73	82
								315	H	McNeese	79	54
								340	H	Grambling	70	66
LAST 10 Division I												
249	A	North Texas	69	74	235	H	Arkansas St.	67	54			
122	A	Rice	47	60	340	H	Grambling	70	66			
208	H	UTEP	87	80	250	H	Southeastern La.	92	78			
295	H	UTSA	73	82	146	A	Houston	53	67			
177	A	Southern Miss.	60	66	315	H	McNeese	79	54			

Non-Div I Games: Loyola (LA) 71 52 LSU-Alexandria 93 61

Louisiana Tech

  Loss, 
   Non-Conf, 
   S Site, 
   H Home 
   A Away 
 N Neutral

Average RPI Win:	301	WON-LOST	WINNING	LAST 10	STRENGTH OF	OPP. STRENGTH	TEAM	ADJ.	CONF.	ADJ CONF.
Average RPI Loss:	141	RECORD	PCT. RANK	GAMES	SCHEDULE	OF SCHEDULE	RPI	RPI	RPI	RPI
DIV. I ONLY	4- 10	279	3-7	66	348	262	262	30	30	
DIV. I NON-CONF.	2- 9	304	1-6	34	347	251	251	31	31	
TOTALS	RPI 1-25	RPI 26-50	W-L RECORDS	RPI 51-100	RPI 101-150	RPI 150+				
4- 10	0- 0	0- 1	OVERALL	0- 1	0- 4	4- 4				
3- 7	0- 0	0- 0	HOME	0- 1	0- 3	3- 3				
1- 3	0- 0	0- 1	AWAY	0- 0	0- 1	1- 1				
0- 0	0- 0	0- 0	NEUTRAL	0- 0	0- 0	0- 0				
2- 9	0- 0	0- 1	NON-CONFERENCE	0- 1	0- 3	2- 4				
1- 6	0- 0	0- 0	HOME	0- 1	0- 2	1- 3				
1- 3	0- 0	0- 1	AWAY	0- 0	0- 1	1- 1				
0- 0	0- 0	0- 0	NEUTRAL	0- 0	0- 0	0- 0				
2- 1	0- 0	0- 0	CONFERENCE	0- 0	0- 1	2- 0				
2- 1	0- 0	0- 0	HOME	0- 0	0- 1	2- 0				
0- 0	0- 0	0- 0	AWAY	0- 0	0- 0	0- 0				
0- 0	0- 0	0- 0	NEUTRAL	0- 0	0- 0	0- 0				

RPI S	Opponent	Score	RPI S	Opponent	Score	RPI S	Opponent	Score	RPI S	Opponent	Score	Team's RPI: 262
43	A James Madison	64 83	90	H Rider	69 71	102	A Boston College	69 109	103	H N.C. A&T	45 69	
						105	H Lehigh	38 68	150	H Cornell	51 77	
						151	H William & Mary	52 73	188	H Cleveland St.	49 57	
						196	H Binghamton	66 75	256	A Delaware	67 64	
						285	A Longwood	62 78	290	H Morgan St.	69 61	
						323	H N.C. Central	64 54	336	H Saint Peter's	89 66	
LAST 10 Division I												
103	H N.C. A&T	45 69	43	A James Madison	64 83							
323	H N.C. Central	64 54	285	A Longwood	62 78							
290	H Morgan St.	69 61	336	H Saint Peter's	89 66							
90	H Rider	69 71	188	H Cleveland St.	49 57							
102	A Boston College	69 109	151	H William & Mary	52 73							

Non-Div I Games: Post 67 41 Georgian Court 69 48

Delaware St.

Loss, Non-Conf, S Site, H Home A Away N Neutral

Pepperdine

Through Games Of Jan. 18, 2020

Average RPI Win: <b>244</b>	WON-LOST	WINNING	LAST 10	STRENGTH OF	OPP. STRENGTH	TEAM	ADJ.	CONF.	ADJ CONF.
Average RPI Loss: <b>142</b>	RECORD	PCT. RANK	GAMES	SCHEDULE	OF SCHEDULE	RPI	RPI	RPI	RPI
DIV. I ONLY	7- 8	196	4-6	306	105	263	263	11	11
DIV. I NON-CONF.	4- 4	164	1-2	328	147	268	268	11	11
TOTALS	RPI 1-25	RPI 26-50	W-L RECORDS	RPI 51-100	RPI 101-150	RPI 150+			
7- 8	0- 0	0- 0	OVERALL	0- 3	0- 1	7- 4			
5- 4	0- 0	0- 0	HOME	0- 1	0- 0	5- 3			
2- 4	0- 0	0- 0	AWAY	0- 2	0- 1	2- 1			
0- 0	0- 0	0- 0	NEUTRAL	0- 0	0- 0	0- 0			
4- 4	0- 0	0- 0	NON-CONFERENCE	0- 2	0- 0	4- 2			
2- 2	0- 0	0- 0	HOME	0- 0	0- 0	2- 2			
2- 2	0- 0	0- 0	AWAY	0- 2	0- 0	2- 0			
0- 0	0- 0	0- 0	NEUTRAL	0- 0	0- 0	0- 0			
3- 4	0- 0	0- 0	CONFERENCE	0- 1	0- 1	3- 2			
3- 2	0- 0	0- 0	HOME	0- 1	0- 0	3- 1			
0- 2	0- 0	0- 0	AWAY	0- 0	0- 1	0- 1			
0- 0	0- 0	0- 0	NEUTRAL	0- 0	0- 0	0- 0			

RPI 1-25				RPI 26-50				RPI 51-100				RPI 101+				Team's RPI: 263	
RPI	S	Opponent	Score	RPI	S	Opponent	Score	RPI	S	Opponent	Score	RPI	S	Opponent	Score		
								62	A	Washington St.	48	85	111	A	Pacific	63	64
								65	H	BYU	47	65	153	H	San Diego	73	57
								97	A	Boise St.	74	76	165	H	Santa Clara	79	71
													169	A	Saint Mary's (CA)	78	85
													187	H	Hawaii	51	52
													192	H	UNLV	44	69
													224	H	UC Davis	70	67
													230	H	San Francisco	82	70
													254	H	LMU (CA)	77	84
													289	A	Eastern Wash.	53	52
													310	A	New Mexico St.	72	69
													339	H	Cal Poly	63	53
LAST 10 Division I																	
				254	H	LMU (CA)	77	84		65	H	BYU	47	65			
				230	H	San Francisco	82	70		153	H	San Diego	73	57			
				165	H	Santa Clara	79	71		97	A	Boise St.	74	76			
				111	A	Pacific	63	64		224	H	UC Davis	70	67			
				169	A	Saint Mary's (CA)	78	85		192	H	UNLV	44	69			

Non-Div I Games: Concordia (CA) 76 57 Cal St. L.A. 79 56

Pepperdine

Loss, Non-Conf, S Site, H Home A Away N Neutral

Average RPI Win:	273	WON-LOST	WINNING	LAST 10	STRENGTH OF	OPP. STRENGTH	TEAM	ADJ.	CONF.	ADJ CONF.
Average RPI Loss:	191	RECORD	PCT. RANK	GAMES	SCHEDULE	OF SCHEDULE	RPI	RPI	RPI	RPI
DIV. I ONLY	7- 9	205	6-4	311	263	264	264	27	27	
DIV. I NON-CONF.	3- 6	235	2-1	324	205	298	298	27	27	
TOTALS	RPI 1-25	RPI 26-50	W-L RECORDS	RPI 51-100	RPI 101-150	RPI 150+				
7- 9	0- 1	0- 1	OVERALL	0- 0	0- 1	7- 6				
3- 3	0- 0	0- 0	HOME	0- 0	0- 0	3- 3				
4- 5	0- 1	0- 1	AWAY	0- 0	0- 1	4- 2				
0- 1	0- 0	0- 0	NEUTRAL	0- 0	0- 0	0- 1				
3- 6	0- 1	0- 1	NON-CONFERENCE	0- 0	0- 0	3- 4				
0- 3	0- 0	0- 0	HOME	0- 0	0- 0	0- 3				
3- 2	0- 1	0- 1	AWAY	0- 0	0- 0	3- 0				
0- 1	0- 0	0- 0	NEUTRAL	0- 0	0- 0	0- 1				
4- 3	0- 0	0- 0	CONFERENCE	0- 0	0- 1	4- 2				
3- 0	0- 0	0- 0	HOME	0- 0	0- 0	3- 0				
1- 3	0- 0	0- 0	AWAY	0- 0	0- 1	1- 2				
0- 0	0- 0	0- 0	NEUTRAL	0- 0	0- 0	0- 0				

RPI 1-25				RPI 26-50				RPI 51-100				RPI 101+ Team's RPI: 264			
RPI	S	Opponent	Score	RPI	S	Opponent	Score	RPI	S	Opponent	Score	RPI	S	Opponent	Score
18	A	Kentucky	36 91	40	A	Old Dominion	44 68					126	A	Campbell	47 63
												175	H	Hampton	72 66
												202	H	Iona	61 68
												223	A	UNCW	75 63
												237	H	High Point	69 63
												241	A	Gardner-Webb	59 71
												247	H	Col. of Charleston	73 84
												255	A	Radford	53 54
												292	H	Ga. Southern	47 91
												293	H	Presbyterian	61 54
												297	N	Wofford	59 60
												323	A	N.C. Central	56 46
												328	A	Western Caro.	63 60
												332	A	USC Upstate	52 38
LAST 10 Division I															
255	A	Radford	53 54	237	H	High Point	69 63								
126	A	Campbell	47 63	175	H	Hampton	72 66								
293	H	Presbyterian	61 54	328	A	Western Caro.	63 60								
332	A	USC Upstate	52 38	223	A	UNCW	75 63								
241	A	Gardner-Webb	59 71	18	A	Kentucky	36 91								

Non-Div I Games:

Winthrop

■ Loss, 
 ■ Non-Conf, 
 ■ S Site, 
 ■ Home 
 ■ A Away 
 N Neutral



Average RPI Win:	230	WON-LOST	WINNING	LAST 10	STRENGTH OF	OPP. STRENGTH	TEAM	ADJ.	CONF.	ADJ CONF.
Average RPI Loss:	167	RECORD	PCT. RANK	GAMES	SCHEDULE	OF SCHEDULE	RPI	RPI	RPI	RPI
DIV. I ONLY	4- 12	291	1-9	156	205	265	265	26	26	
DIV. I NON-CONF.	3- 10	282	0-7	86	191	244	244	26	26	
TOTALS	RPI 1-25	RPI 26-50	W-L RECORDS	RPI 51-100	RPI 101-150	RPI 150+				
4- 12	0- 1	0- 0	OVERALL	0- 3	0- 0	4- 8				
2- 2	0- 0	0- 0	HOME	0- 0	0- 0	2- 2				
1- 6	0- 1	0- 0	AWAY	0- 1	0- 0	1- 4				
1- 4	0- 0	0- 0	NEUTRAL	0- 2	0- 0	1- 2				
3- 10	0- 1	0- 0	NON-CONFERENCE	0- 3	0- 0	3- 6				
2- 1	0- 0	0- 0	HOME	0- 0	0- 0	2- 1				
0- 5	0- 1	0- 0	AWAY	0- 1	0- 0	0- 3				
1- 4	0- 0	0- 0	NEUTRAL	0- 2	0- 0	1- 2				
1- 2	0- 0	0- 0	CONFERENCE	0- 0	0- 0	1- 2				
0- 1	0- 0	0- 0	HOME	0- 0	0- 0	0- 1				
1- 1	0- 0	0- 0	AWAY	0- 0	0- 0	1- 1				
0- 0	0- 0	0- 0	NEUTRAL	0- 0	0- 0	0- 0				

RPI 1-25				RPI 26-50				RPI 51-100				RPI 101+ Team's RPI: 265			
RPI	S	Opponent	Score	RPI	S	Opponent	Score	RPI	S	Opponent	Score	RPI	S	Opponent	Score
5	A	Oregon St.	57 86					53	N	Vanderbilt	63 76	154	H	San Jose St.	79 77
								62	A	Washington St.	59 87	171	N	North Ala.	60 88
								85	N	Davidson	72 78	173	H	Portland St.	61 70
												173	N	Portland St.	83 75
												195	A	Southern Utah	68 82
												204	A	SMU	56 59
												230	N	San Francisco	61 68
												248	A	CSUN	62 70
												254	H	LMU (CA)	80 65
												281	H	UC Santa Barbara	61 65
												296	A	Denver	75 83
												339	A	Cal Poly	68 57
LAST 10 Division I															
339	A	Cal Poly	68 57	53	N	Vanderbilt	63 76								
281	H	UC Santa Barbara	61 65	62	A	Washington St.	59 87								
248	A	CSUN	62 70	195	A	Southern Utah	68 82								
204	A	SMU	56 59	173	H	Portland St.	61 70								
230	N	San Francisco	61 68	171	N	North Ala.	60 88								

Non-Div I Games: Westcliff 93 41

UC Irvine

■ Loss, 
 ■ Non-Conf, 
 ■ S Site, 
 ■ Home 
 ■ A Away 
 N Neutral

Average RPI Win:	285	WON-LOST	WINNING	LAST 10	STRENGTH OF	OPP. STRENGTH	TEAM	ADJ.	CONF.	ADJ CONF.
Average RPI Loss:	129	RECORD	PCT. RANK	GAMES	SCHEDULE	OF SCHEDULE	RPI	RPI	RPI	RPI
DIV. I ONLY	5- 11	268	3-7	174	247	266	266	18	18	
DIV. I NON-CONF.	2- 8	295	0-4	79	188	259	259	21	21	
TOTALS	RPI 1-25	RPI 26-50	W-L RECORDS	RPI 51-100	RPI 101-150	RPI 150+				
5- 11	0- 2	0- 0	OVERALL	0- 3	0- 2	5- 4				
4- 4	0- 0	0- 0	HOME	0- 0	0- 2	4- 2				
1- 7	0- 2	0- 0	AWAY	0- 3	0- 0	1- 2				
0- 0	0- 0	0- 0	NEUTRAL	0- 0	0- 0	0- 0				
2- 8	0- 2	0- 0	NON-CONFERENCE	0- 2	0- 1	2- 3				
2- 2	0- 0	0- 0	HOME	0- 0	0- 1	2- 1				
0- 6	0- 2	0- 0	AWAY	0- 2	0- 0	0- 2				
0- 0	0- 0	0- 0	NEUTRAL	0- 0	0- 0	0- 0				
3- 3	0- 0	0- 0	CONFERENCE	0- 1	0- 1	3- 1				
2- 2	0- 0	0- 0	HOME	0- 0	0- 1	2- 1				
1- 1	0- 0	0- 0	AWAY	0- 1	0- 0	1- 0				
0- 0	0- 0	0- 0	NEUTRAL	0- 0	0- 0	0- 0				

RPI 1-25				RPI 26-50				RPI 51-100				RPI 101+ Team's RPI: 266			
RPI	S	Opponent	Score	RPI	S	Opponent	Score	RPI	S	Opponent	Score	RPI	S	Opponent	Score
12	A	Baylor	47 94					83	A	Belmont	62 71	103	H	N.C. A&T	56 74
18	A	Kentucky	54 79					95	A	Dayton	41 58	142	H	Tennessee Tech	55 75
								98	A	Michigan St.	48 93	184	A	Valparaiso	53 55
												211	A	Bowling Green	65 79
												212	H	Saint Francis (PA)	65 54
												232	H	Stetson	55 58
												246	H	Eastern Ill.	51 57
												255	H	Radford	73 62
												303	H	Jacksonville St.	67 48
												324	H	SIUE	75 69
												333	A	Tennessee St.	84 47
LAST 10 Division I															
				83	A	Belmont	62 71	303	H	Jacksonville St.	67 48				
				333	A	Tennessee St.	84 47	12	A	Baylor	47 94				
				246	H	Eastern Ill.	51 57	184	A	Valparaiso	53 55				
				324	H	SIUE	75 69	98	A	Michigan St.	48 93				
				142	H	Tennessee Tech	55 75	95	A	Dayton	41 58				

Non-Div I Games: Asbury 107 55 Midway 107 55

Morehead St.

# Army West Point

Through Games Of Jan. 18, 2020

Average RPI Win:	289	WON-LOST	WINNING	LAST 10	STRENGTH OF	OPP. STRENGTH	TEAM	ADJ.	CONF.	ADJ CONF.
Average RPI Loss:	147	RECORD	PCT. RANK	GAMES	SCHEDULE	OF SCHEDULE	RPI	RPI	RPI	RPI
DIV. I ONLY	5- 12	272	3-7	180	278	267	267	15	15	
DIV. I NON-CONF.	4- 7	225	2-2	221	321	257	257	15	15	
TOTALS	RPI 1-25	RPI 26-50	W-L RECORDS	RPI 51-100	RPI 101-150	RPI 150+				
5- 12	0- 0	0- 2	OVERALL	0- 3	1- 0	4- 7				
3- 5	0- 0	0- 1	HOME	0- 1	1- 0	2- 3				
2- 7	0- 0	0- 1	AWAY	0- 2	0- 0	2- 4				
0- 0	0- 0	0- 0	NEUTRAL	0- 0	0- 0	0- 0				
4- 7	0- 0	0- 2	NON-CONFERENCE	0- 1	0- 0	4- 4				
2- 3	0- 0	0- 1	HOME	0- 0	0- 0	2- 2				
2- 4	0- 0	0- 1	AWAY	0- 1	0- 0	2- 2				
0- 0	0- 0	0- 0	NEUTRAL	0- 0	0- 0	0- 0				
1- 5	0- 0	0- 0	CONFERENCE	0- 2	1- 0	0- 3				
1- 2	0- 0	0- 0	HOME	0- 1	1- 0	0- 1				
0- 3	0- 0	0- 0	AWAY	0- 1	0- 0	0- 2				
0- 0	0- 0	0- 0	NEUTRAL	0- 0	0- 0	0- 0				

RPI S	Opponent	Score	RPI S	Opponent	Score	RPI S	Opponent	Score	RPI S	Opponent	Score	Team's RPI: 267
30	H TCU	52 66	52	A St. John's (NY)	60 96	135	H Holy Cross	61 48				
32	A Arizona St.	51 83	55	H Bucknell	52 63	151	H William & Mary	65 77				
			88	A Colgate	93 100	152	H Columbia	62 71				
						197	A American	57 73				
						199	H Boston U.	66 72				
						217	A Manhattan	56 86				
						283	A Loyola Maryland	59 68				
						307	A St. Francis Brooklyn	64 70				
						311	A Air Force	68 66				
						318	H Bryant	81 75				
						334	A Fairleigh Dickinson	70 68				
						348	H LIU Brooklyn	67 60				
LAST 10 Division I												
283	A Loyola Maryland	59 68	55	H Bucknell	52 63							
135	H Holy Cross	61 48	318	H Bryant	81 75							
199	H Boston U.	66 72	217	A Manhattan	56 86							
197	A American	57 73	52	A St. John's (NY)	60 96							
88	A Colgate	93 100	348	H LIU Brooklyn	67 60							

Non-Div I Games:

Army West Point

Loss, Non-Conf, S Site, H Home A Away N Neutral

Average RPI Win: 207		WON-LOST	WINNING	LAST 10	STRENGTH OF	OPP. STRENGTH	TEAM	ADJ.	CONF.	ADJ CONF.
Average RPI Loss: 143		RECORD	PCT. RANK	GAMES	SCHEDULE	OF SCHEDULE	RPI	RPI	RPI	RPI
DIV. I ONLY		4- 13	295	3-7	95	248	268	268	12	12
DIV. I NON-CONF.		3- 10	282	2-4	125	275	290	290	12	12
TOTALS	RPI 1-25	RPI 26-50		W-L RECORDS		RPI 51-100	RPI 101-150	RPI 150+		
4- 13	0- 0	0- 0		OVERALL		0- 5	1- 3	3- 5		
3- 6	0- 0	0- 0		HOME		0- 2	0- 2	3- 2		
0- 6	0- 0	0- 0		AWAY		0- 3	0- 1	0- 2		
1- 1	0- 0	0- 0		NEUTRAL		0- 0	1- 0	0- 1		
3- 10	0- 0	0- 0		NON-CONFERENCE		0- 4	1- 1	2- 5		
2- 5	0- 0	0- 0		HOME		0- 2	0- 1	2- 2		
0- 4	0- 0	0- 0		AWAY		0- 2	0- 0	0- 2		
1- 1	0- 0	0- 0		NEUTRAL		0- 0	1- 0	0- 1		
1- 3	0- 0	0- 0		CONFERENCE		0- 1	0- 2	1- 0		
1- 1	0- 0	0- 0		HOME		0- 0	0- 1	1- 0		
0- 2	0- 0	0- 0		AWAY		0- 1	0- 1	0- 0		
0- 0	0- 0	0- 0		NEUTRAL		0- 0	0- 0	0- 0		

RPI 1-25				RPI 26-50				RPI 51-100				RPI 101+				Team's RPI: 268	
RPI	S	Opponent	Score	RPI	S	Opponent	Score	RPI	S	Opponent	Score	RPI	S	Opponent	Score		
								52	H	St. John's (NY)	56 68	119	H	Massachusetts	52 62		
								55	A	Bucknell	60 68	131	A	Fordham	53 79		
								78	H	Buffalo	36 46	137	N	Wright St.	57 56		
								93	A	Saint Louis	51 72	150	H	Cornell	42 70		
								99	A	Kent St.	58 81	169	N	Saint Mary's (CA)	57 72		
												188	H	Cleveland St.	62 65		
												194	H	Akron	54 63		
												196	A	Binghamton	67 78		
												205	H	George Mason	62 47		
												215	H	Niagara	71 67		
												269	H	Oakland	80 66		
												330	A	Canisius	82 84		
LAST 10 Division I																	
				93	A	Saint Louis	51 72	169	N	Saint Mary's (CA)	57 72						
				205	H	George Mason	62 47	137	N	Wright St.	57 56						
				119	H	Massachusetts	52 62	269	H	Oakland	80 66						
				131	A	Fordham	53 79	78	H	Buffalo	36 46						
				150	H	Cornell	42 70	99	A	Kent St.	58 81						

Non-Div I Games:

St. Bonaventure

■ Loss, ■ Non-Conf, S Site, H Home A Away N Neutral

Average RPI Win: <b>288</b>	WON-LOST	WINNING	LAST 10	STRENGTH OF	OPP. STRENGTH	TEAM	ADJ.	CONF.	ADJ CONF.
Average RPI Loss: <b>149</b>	RECORD	PCT. RANK	GAMES	SCHEDULE	OF SCHEDULE	RPI	RPI	RPI	RPI
DIV. I ONLY	6- 10	237	3-7	283	237	269	269	19	19
DIV. I NON-CONF.	3- 6	235	0-3	274	221	254	254	18	18
TOTALS	RPI 1-25	RPI 26-50	W-L RECORDS	RPI 51-100	RPI 101-150	RPI 150+			
6- 10	0- 0	0- 1	OVERALL	0- 4	0- 0	6- 5			
2- 4	0- 0	0- 1	HOME	0- 1	0- 0	2- 2			
3- 6	0- 0	0- 0	AWAY	0- 3	0- 0	3- 3			
1- 0	0- 0	0- 0	NEUTRAL	0- 0	0- 0	1- 0			
3- 6	0- 0	0- 1	NON-CONFERENCE	0- 3	0- 0	3- 2			
0- 2	0- 0	0- 1	HOME	0- 1	0- 0	0- 0			
2- 4	0- 0	0- 0	AWAY	0- 2	0- 0	2- 2			
1- 0	0- 0	0- 0	NEUTRAL	0- 0	0- 0	1- 0			
3- 4	0- 0	0- 0	CONFERENCE	0- 1	0- 0	3- 3			
2- 2	0- 0	0- 0	HOME	0- 0	0- 0	2- 2			
1- 2	0- 0	0- 0	AWAY	0- 1	0- 0	1- 1			
0- 0	0- 0	0- 0	NEUTRAL	0- 0	0- 0	0- 0			

RPI S	Opponent	Score	RPI S	Opponent	Score	RPI S	Opponent	Score	RPI S	Opponent	Score	Team's RPI: 269
26	H Central Mich.	47 65	54	A IUPUI	41 76	161	H Youngstown St.	74 79				
			57	A Michigan	64 79	176	H Green Bay	93 88				
			81	H Bradley	58 74	188	H Cleveland St.	58 79				
			98	A Michigan St.	56 76	215	A Niagara	63 77				
						268	A St. Bonaventure	66 80				
						280	H Milwaukee	78 62				
						303	N Jacksonville St.	61 55				
						308	A FIU	58 49				
						312	A Detroit Mercy	71 57				
						338	A UIC	64 70				
						346	A Chicago St.	98 70				
LAST 10 Division I												
188	H Cleveland St.	58 79	54	A IUPUI	41 76							
161	H Youngstown St.	74 79	312	A Detroit Mercy	71 57							
280	H Milwaukee	78 62	26	H Central Mich.	47 65							
176	H Green Bay	93 88	268	A St. Bonaventure	66 80							
338	A UIC	64 70	57	A Michigan	64 79							

Non-Div I Games: Lourdes 72 53 Concordia (MI) 76 42

Oakland

■ Loss, 
 ■ Non-Conf, 
 ■ S Site, 
 ■ Home 
 ■ Away 
 N Neutral

Average RPI Win:	322	WON-LOST	WINNING	LAST 10	STRENGTH OF	OPP. STRENGTH	TEAM	ADJ.	CONF.	ADJ CONF.
Average RPI Loss:	133	RECORD	PCT. RANK	GAMES	SCHEDULE	OF SCHEDULE	RPI	RPI	RPI	RPI
DIV. I ONLY	4- 11	286	1-9	112	332	270	270	29	29	
DIV. I NON-CONF.	3- 7	252	0-5	42	334	207	207	30	30	
TOTALS	RPI 1-25	RPI 26-50	W-L RECORDS	RPI 51-100	RPI 101-150	RPI 150+				
4- 11	0- 1	0- 1	OVERALL	0- 2	0- 3	4- 4				
4- 2	0- 0	0- 0	HOME	0- 0	0- 1	4- 1				
0- 9	0- 1	0- 1	AWAY	0- 2	0- 2	0- 3				
0- 0	0- 0	0- 0	NEUTRAL	0- 0	0- 0	0- 0				
3- 7	0- 1	0- 1	NON-CONFERENCE	0- 2	0- 2	3- 1				
3- 1	0- 0	0- 0	HOME	0- 0	0- 1	3- 0				
0- 6	0- 1	0- 1	AWAY	0- 2	0- 1	0- 1				
0- 0	0- 0	0- 0	NEUTRAL	0- 0	0- 0	0- 0				
1- 4	0- 0	0- 0	CONFERENCE	0- 0	0- 1	1- 3				
1- 1	0- 0	0- 0	HOME	0- 0	0- 0	1- 1				
0- 3	0- 0	0- 0	AWAY	0- 0	0- 1	0- 2				
0- 0	0- 0	0- 0	NEUTRAL	0- 0	0- 0	0- 0				

RPI 1-25				RPI 26-50				RPI 51-100				RPI 101+ Team's RPI: 270			
RPI	S	Opponent	Score	RPI	S	Opponent	Score	RPI	S	Opponent	Score	RPI	S	Opponent	Score
20	A	Maryland	56 119	47	A	Yale	68 87	88	A	Colgate	58 74	104	H	Stony Brook	45 66
								90	A	Rider	63 77	117	A	Butler	58 74
												138	A	Robert Morris	47 51
												161	A	Youngstown St.	42 64
												212	A	Saint Francis (PA)	50 51
												213	A	Mt. St. Mary's	63 78
												277	H	Sacred Heart	65 79
												307	H	St. Francis Brooklyn	74 66
												320	H	UMBC	67 60
												325	H	NJIT	61 59
												336	H	Saint Peter's	90 89
LAST 10 Division I															
307	H	St. Francis Brooklyn	74 66	47	A	Yale	68 87	88	A	Colgate	58 74	104	H	Stony Brook	45 66
212	A	Saint Francis (PA)	50 51					90	A	Rider	63 77	161	A	Youngstown St.	42 64
138	A	Robert Morris	47 51												
277	H	Sacred Heart	65 79												
213	A	Mt. St. Mary's	63 78												

Non-Div I Games: Staten Island 81 57

Wagner

■ Loss, 
 ■ Non-Conf, 
 ■ S Site, 
 ■ H Home 
 ■ A Away 
 N Neutral

Average RPI Win:	<b>292</b>	WON-LOST	WINNING	LAST 10	STRENGTH OF	OPP. STRENGTH	TEAM	ADJ.	CONF.	ADJ CONF.
Average RPI Loss:	<b>141</b>	RECORD	PCT. RANK	GAMES	SCHEDULE	OF SCHEDULE	RPI	RPI	RPI	RPI
DIV. I ONLY	2- 15	334	0-10	81	275	271	271	7	7	
DIV. I NON-CONF.	2- 10	313	0-5	198	306	299	299	7	7	
TOTALS	RPI 1-25	RPI 26-50	W-L RECORDS	RPI 51-100	RPI 101-150	RPI 150+				
2- 15	0- 0	0- 2	OVERALL	0- 4	0- 2	2- 7				
0- 6	0- 0	0- 0	HOME	0- 1	0- 1	0- 4				
2- 8	0- 0	0- 2	AWAY	0- 3	0- 1	2- 2				
0- 1	0- 0	0- 0	NEUTRAL	0- 0	0- 0	0- 1				
2- 10	0- 0	0- 1	NON-CONFERENCE	0- 2	0- 1	2- 6				
0- 4	0- 0	0- 0	HOME	0- 1	0- 0	0- 3				
2- 5	0- 0	0- 1	AWAY	0- 1	0- 1	2- 2				
0- 1	0- 0	0- 0	NEUTRAL	0- 0	0- 0	0- 1				
0- 5	0- 0	0- 1	CONFERENCE	0- 2	0- 1	0- 1				
0- 2	0- 0	0- 0	HOME	0- 0	0- 1	0- 1				
0- 3	0- 0	0- 1	AWAY	0- 2	0- 0	0- 0				
0- 0	0- 0	0- 0	NEUTRAL	0- 0	0- 0	0- 0				

RPI S	Opponent	Score	RPI S	Opponent	Score	RPI S	Opponent	Score	RPI S	Opponent	Score	Team's RPI: 271
			31 A Drake	65 105		67 A Kansas	72 84		111 A Pacific	66 83		
			50 A Colorado	46 59		71 A Illinois St.	69 83		113 H Loyola Chicago	51 58		
						81 A Bradley	75 91		166 H Southeast Mo. St.	58 68		
						93 H Saint Louis	53 55		184 H Valparaiso	56 75		
									207 A Murray St.	62 70		
									218 A Western Ill.	72 83		
									227 H Northern Ky.	68 70		
									245 H Marshall	60 72		
									246 A Eastern Ill.	59 57		
									248 N CSUN	59 67		
									338 A UIC	61 40		
LAST 10 Division I												
			31 A Drake	65 105		93 H Saint Louis	53 55					
			113 H Loyola Chicago	51 58		166 H Southeast Mo. St.	58 68					
			184 H Valparaiso	56 75		227 H Northern Ky.	68 70					
			81 A Bradley	75 91		207 A Murray St.	62 70					
			71 A Illinois St.	69 83		245 H Marshall	60 72					

Non-Div I Games:

Indiana St.

■ Loss, 
 ■ Non-Conf, 
 ■ S Site, 
 ■ H Home 
 ■ A Away 
 N Neutral

Average RPI Win:	278	WON-LOST	WINNING	LAST 10	STRENGTH OF	OPP. STRENGTH	TEAM	ADJ.	CONF.	ADJ CONF.
Average RPI Loss:	140	RECORD	PCT. RANK	GAMES	SCHEDULE	OF SCHEDULE	RPI	RPI	RPI	RPI
DIV. I ONLY	4- 12	291	3-7	109	306	272	272	20	20	
DIV. I NON-CONF.	3- 8	268	2-3	152	313	286	286	19	19	
TOTALS	RPI 1-25	RPI 26-50	W-L RECORDS	RPI 51-100	RPI 101-150	RPI 150+				
4- 12	0- 1	0- 2	OVERALL	0- 2	0- 1	4- 6				
3- 4	0- 1	0- 1	HOME	0- 1	0- 0	3- 1				
0- 7	0- 0	0- 1	AWAY	0- 1	0- 0	0- 5				
1- 1	0- 0	0- 0	NEUTRAL	0- 0	0- 1	1- 0				
3- 8	0- 1	0- 1	NON-CONFERENCE	0- 1	0- 1	3- 4				
2- 3	0- 1	0- 1	HOME	0- 0	0- 0	2- 1				
0- 4	0- 0	0- 0	AWAY	0- 1	0- 0	0- 3				
1- 1	0- 0	0- 0	NEUTRAL	0- 0	0- 1	1- 0				
1- 4	0- 0	0- 1	CONFERENCE	0- 1	0- 0	1- 2				
1- 1	0- 0	0- 0	HOME	0- 1	0- 0	1- 0				
0- 3	0- 0	0- 1	AWAY	0- 0	0- 0	0- 2				
0- 0	0- 0	0- 0	NEUTRAL	0- 0	0- 0	0- 0				

RPI 1-25				RPI 26-50				RPI 51-100				RPI 101+ Team's RPI: 272			
RPI	S	Opponent	Score	RPI	S	Opponent	Score	RPI	S	Opponent	Score	RPI	S	Opponent	Score
22	H	Creighton	54 67	46	H	UNI	45 81	67	A	Kansas	48 63	134	N	VCU	66 74
				48	A	South Dakota	44 77	82	H	South Dakota St.	51 68	159	A	North Dakota	57 63
												167	A	Kansas St.	48 73
												188	H	Cleveland St.	66 79
												227	A	Northern Ky.	40 57
												228	H	UMKC	57 53
												243	H	Oral Roberts	60 54
												246	A	Eastern Ill.	52 65
												290	H	Morgan St.	70 64
												296	A	Denver	60 66
												351	N	Mississippi Val.	78 70
LAST 10 Division I															
296	A	Denver	60 66	188	H	Cleveland St.	66 79								
48	A	South Dakota	44 77	46	H	UNI	45 81								
159	A	North Dakota	57 63	246	A	Eastern Ill.	52 65								
243	H	Oral Roberts	60 54	228	H	UMKC	57 53								
82	H	South Dakota St.	51 68	351	N	Mississippi Val.	78 70								

Non-Div I Games: Peru St. 92 58 Graceland (IA) 85 46

Omaha

Loss, Non-Conf, S Site, H Home A Away N Neutral



Average RPI Win:	311	WON-LOST	WINNING	LAST 10	STRENGTH OF	OPP. STRENGTH	TEAM	ADJ.	CONF.	ADJ CONF.
Average RPI Loss:	141	RECORD	PCT. RANK	GAMES	SCHEDULE	OF SCHEDULE	RPI	RPI	RPI	RPI
DIV. I ONLY	4- 13	295	2-8	155	233	273	273	22	22	
DIV. I NON-CONF.	3- 8	268	1-3	209	218	272	272	22	22	
TOTALS	RPI 1-25	RPI 26-50	W-L RECORDS	RPI 51-100	RPI 101-150	RPI 150+				
4- 13	0- 1	0- 0	OVERALL	0- 2	0- 5	4- 5				
2- 4	0- 0	0- 0	HOME	0- 0	0- 2	2- 2				
1- 8	0- 1	0- 0	AWAY	0- 2	0- 3	1- 2				
1- 1	0- 0	0- 0	NEUTRAL	0- 0	0- 0	1- 1				
3- 8	0- 1	0- 0	NON-CONFERENCE	0- 1	0- 3	3- 3				
1- 2	0- 0	0- 0	HOME	0- 0	0- 0	1- 2				
1- 5	0- 1	0- 0	AWAY	0- 1	0- 3	1- 0				
1- 1	0- 0	0- 0	NEUTRAL	0- 0	0- 0	1- 1				
1- 5	0- 0	0- 0	CONFERENCE	0- 1	0- 2	1- 2				
1- 2	0- 0	0- 0	HOME	0- 0	0- 2	1- 0				
0- 3	0- 0	0- 0	AWAY	0- 1	0- 0	0- 2				
0- 0	0- 0	0- 0	NEUTRAL	0- 0	0- 0	0- 0				

RPI 1-25				RPI 26-50				RPI 51-100				RPI 101+ Team's RPI: 273			
RPI	S	Opponent	Score	RPI	S	Opponent	Score	RPI	S	Opponent	Score	RPI	S	Opponent	Score
2	A	South Carolina	50 92					57	A	Michigan	35 62	106	H	Coastal Caro.	53 80
								69	A	Troy	55 84	108	A	Elon	66 67
												112	H	UT Arlington	60 82
												116	A	UNC Greensboro	47 54
												134	A	VCU	38 66
												185	N	Bethune-Cookman	44 61
												225	H	ETSU	61 67
												235	A	Arkansas St.	58 76
												238	A	South Alabama	66 81
												241	H	Gardner-Webb	56 67
												294	H	Texas St.	73 65
												297	A	Wofford	54 51
												322	H	Mercer	77 68
												330	N	Canisius	74 57
LAST 10 Division I															
106	H	Coastal Caro.	53 80	238	A	South Alabama	66 81								
235	A	Arkansas St.	58 76	116	A	UNC Greensboro	47 54								
294	H	Texas St.	73 65	330	N	Canisius	74 57								
112	H	UT Arlington	60 82	185	N	Bethune-Cookman	44 61								
69	A	Troy	55 84	57	A	Michigan	35 62								

Non-Div I Games:

Appalachian St.

■ Loss, 
 ■ Non-Conf, S Site, 
 ■ Home 
 ■ Away 
 N Neutral

Average RPI Win: 263		WON-LOST	WINNING	LAST 10	STRENGTH OF	OPP. STRENGTH	TEAM	ADJ.	CONF.	ADJ CONF.
Average RPI Loss: 165		RECORD	PCT. RANK	GAMES	SCHEDULE	OF SCHEDULE	RPI	RPI	RPI	RPI
DIV. I ONLY		5- 8	236	4-6	222	290	274	274	32	32
DIV. I NON-CONF.		3- 6	235	2-4	147	266	264	264	32	32
TOTALS	RPI 1-25		RPI 26-50		W-L RECORDS		RPI 51-100		RPI 101-150	RPI 150+
5- 8	0- 0		0- 0		OVERALL		0- 0		0- 3	5- 5
4- 4	0- 0		0- 0		HOME		0- 0		0- 1	4- 3
1- 4	0- 0		0- 0		AWAY		0- 0		0- 2	1- 2
0- 0	0- 0		0- 0		NEUTRAL		0- 0		0- 0	0- 0
3- 6	0- 0		0- 0		NON-CONFERENCE		0- 0		0- 2	3- 4
3- 2	0- 0		0- 0		HOME		0- 0		0- 0	3- 2
0- 4	0- 0		0- 0		AWAY		0- 0		0- 2	0- 2
0- 0	0- 0		0- 0		NEUTRAL		0- 0		0- 0	0- 0
2- 2	0- 0		0- 0		CONFERENCE		0- 0		0- 1	2- 1
1- 2	0- 0		0- 0		HOME		0- 0		0- 1	1- 1
1- 0	0- 0		0- 0		AWAY		0- 0		0- 0	1- 0
0- 0	0- 0		0- 0		NEUTRAL		0- 0		0- 0	0- 0

RPI 1-25				RPI 26-50				RPI 51-100				RPI 101+				Team's RPI: 274	
RPI	S	Opponent	Score	RPI	S	Opponent	Score	RPI	S	Opponent	Score	RPI	S	Opponent	Score		
												101	A	California	53	72	
												127	A	Portland	41	73	
												140	H	CSU Bakersfield	54	59	
												159	H	North Dakota	76	78	
												168	A	Montana	67	72	
												173	A	Portland St.	46	69	
												192	H	UNLV	53	51	
												195	H	Southern Utah	69	65	
												222	H	Cal St. Fullerton	70	80	
												228	H	UMKC	53	74	
												281	H	UC Santa Barbara	58	57	
												302	A	California Baptist	62	58	
												346	H	Chicago St.	69	49	
LAST 10 Division I																	
				228	H	UMKC	53	74	281	H	UC Santa Barbara	58	57				
				346	H	Chicago St.	69	49	192	H	UNLV	53	51				
				302	A	California Baptist	62	58	127	A	Portland	41	73				
				140	H	CSU Bakersfield	54	59	173	A	Portland St.	46	69				
				101	A	California	53	72	222	H	Cal St. Fullerton	70	80				

Non-Div I Games:	Benedictine Mesa	72	53	Whittier	77	41
------------------	------------------	----	----	----------	----	----

## Grand Canyon

■ Loss, ■ Non-Conf, S Site, H Home A Away N Neutral

Average RPI Loss: 161

Average RPI Win:	233	WON-LOST	WINNING	LAST 10	STRENGTH OF	OPP. STRENGTH	TEAM	ADJ.	CONF.	ADJ CONF.
Average RPI Loss:	161	RECORD	PCT. RANK	GAMES	SCHEDULE	OF SCHEDULE	RPI	RPI	RPI	RPI
DIV. I ONLY	4- 12	291	1-9	144	274	275	275	15	15	
DIV. I NON-CONF.	4- 6	212	1-3	291	257	276	276	15	15	
<hr/>										
TOTALS	RPI 1-25		RPI 26-50	W-L RECORDS	RPI 51-100	RPI 101-150		RPI 150+		
4- 12	0- 0		0- 0	OVERALL	0- 3	0- 3		4- 6		
3- 4	0- 0		0- 0	HOME	0- 1	0- 2		3- 1		
1- 8	0- 0		0- 0	AWAY	0- 2	0- 1		1- 5		
0- 0	0- 0		0- 0	NEUTRAL	0- 0	0- 0		0- 0		
4- 6	0- 0		0- 0	NON-CONFERENCE	0- 1	0- 0		4- 5		
3- 1	0- 0		0- 0	HOME	0- 0	0- 0		3- 1		
1- 5	0- 0		0- 0	AWAY	0- 1	0- 0		1- 4		
0- 0	0- 0		0- 0	NEUTRAL	0- 0	0- 0		0- 0		
0- 6	0- 0		0- 0	CONFERENCE	0- 2	0- 3		0- 1		
0- 3	0- 0		0- 0	HOME	0- 1	0- 2		0- 0		
0- 3	0- 0		0- 0	AWAY	0- 1	0- 1		0- 1		
0- 0	0- 0		0- 0	NEUTRAL	0- 0	0- 0		0- 0		

RPI 1-25				RPI 26-50				RPI 51-100				RPI 101+				Team's RPI: 275	
RPI	S	Opponent	Score	RPI	S	Opponent	Score	RPI	S	Opponent	Score	RPI	S	Opponent	Score		
								55	H	Bucknell	34	61	105	A	Lehigh	40	70
								63	A	North Carolina	40	80	105	H	Lehigh	53	60
								88	A	Colgate	55	80	135	H	Holy Cross	49	58
												182	A	Clemson	65	52	
												183	A	Saint Joseph's	40	49	
												198	H	La Salle	61	46	
												205	H	George Mason	58	67	
												240	A	Lafayette	52	79	
												242	H	Kennesaw St.	82	62	
												244	A	Fairfield	52	66	
												251	A	Vermont	56	64	
												252	A	Maine	41	46	
												311	H	Air Force	67	59	
LAST 10 Division I																	
				240	A	Lafayette	52	79	105	A	Lehigh	40	70				
				105	H	Lehigh	53	60	183	A	Saint Joseph's	40	49				
				88	A	Colgate	55	80	205	H	George Mason	58	67				
				55	H	Bucknell	34	61	244	A	Fairfield	52	66				
				135	H	Holy Cross	49	58	198	H	La Salle	61	46				

Non-Div I Games:	Stevenson	70	36
------------------	-----------	----	----

Navy

■ Loss, ■ Non-Conf, S Site, H Home A Away N Neutral

Average RPI Win:	258	WON-LOST	WINNING	LAST 10	STRENGTH OF	OPP. STRENGTH	TEAM	ADJ.	CONF.	ADJ CONF.
Average RPI Loss:	184	RECORD	PCT. RANK	GAMES	SCHEDULE	OF SCHEDULE	RPI	RPI	RPI	RPI
DIV. I ONLY	7- 12	247	4-6	224	297	276	276	17	17	
DIV. I NON-CONF.	4- 7	225	2-2	299	311	308	308	24	24	
TOTALS	RPI 1-25	RPI 26-50	W-L RECORDS	RPI 51-100	RPI 101-150	RPI 150+				
7- 12	0- 0	0- 0	OVERALL	0- 3	0- 1	7- 8				
5- 6	0- 0	0- 0	HOME	0- 1	0- 1	5- 4				
2- 6	0- 0	0- 0	AWAY	0- 2	0- 0	2- 4				
0- 0	0- 0	0- 0	NEUTRAL	0- 0	0- 0	0- 0				
4- 7	0- 0	0- 0	NON-CONFERENCE	0- 0	0- 1	4- 6				
2- 5	0- 0	0- 0	HOME	0- 0	0- 1	2- 4				
2- 2	0- 0	0- 0	AWAY	0- 0	0- 0	2- 2				
0- 0	0- 0	0- 0	NEUTRAL	0- 0	0- 0	0- 0				
3- 5	0- 0	0- 0	CONFERENCE	0- 3	0- 0	3- 2				
3- 1	0- 0	0- 0	HOME	0- 1	0- 0	3- 0				
0- 4	0- 0	0- 0	AWAY	0- 2	0- 0	0- 2				
0- 0	0- 0	0- 0	NEUTRAL	0- 0	0- 0	0- 0				

RPI 1-25				RPI 26-50				RPI 51-100				RPI 101+				Team's RPI: 276	
RPI	S	Opponent	Score	RPI	S	Opponent	Score	RPI	S	Opponent	Score	RPI	S	Opponent	Score		
								94	A	Fresno St.	54	79	101	H	California	48	74
								94	H	Fresno St.	60	65	153	H	San Diego	47	70
								97	A	Boise St.	72	86	154	A	San Jose St.	67	84
													186	H	Towson	80	72
													187	A	Hawaii	58	61
													220	H	Wyoming	67	60
													222	H	Cal St. Fullerton	55	45
													235	H	Arkansas St.	62	71
													248	H	CSUN	69	74
													257	H	Colorado St.	59	49
													279	H	Alabama A&M	53	61
													281	A	UC Santa Barbara	52	64
													286	H	Utah St.	66	62
													288	A	Nevada	69	70
													302	A	California Baptist	80	68
													331	A	Incarnate Word	57	48
LAST 10 Division I																	
				288	A	Nevada	69	70	94	A	Fresno St.	54	79				
				94	H	Fresno St.	60	65	248	H	CSUN	69	74				
				97	A	Boise St.	72	86	331	A	Incarnate Word	57	48				
				220	H	Wyoming	67	60	302	A	California Baptist	80	68				
				286	H	Utah St.	66	62	153	H	San Diego	47	70				

Non-Div I Games: Westcliff 77 56

San Diego St.

## Sacred Heart

Through Games Of Jan. 18, 2020

Average RPI Win:	284	WON-LOST	WINNING	LAST 10	STRENGTH OF	OPP. STRENGTH	TEAM	ADJ.	CONF.	ADJ CONF.
Average RPI Loss:	164	RECORD	PCT. RANK	GAMES	SCHEDULE	OF SCHEDULE	RPI	RPI	RPI	RPI
DIV. I ONLY	5- 10	257	3-7	275	223	277	277	29	29	
DIV. I NON-CONF.	2- 8	295	0-5	194	189	295	295	30	30	
TOTALS	RPI 1-25	RPI 26-50	W-L RECORDS	RPI 51-100	RPI 101-150	RPI 150+				
5- 10	0- 0	0- 1	OVERALL	0- 2	0- 2	5- 5				
3- 1	0- 0	0- 0	HOME	0- 0	0- 1	3- 0				
1- 8	0- 0	0- 1	AWAY	0- 1	0- 1	1- 5				
1- 1	0- 0	0- 0	NEUTRAL	0- 1	0- 0	1- 0				
2- 8	0- 0	0- 1	NON-CONFERENCE	0- 2	0- 2	2- 3				
1- 1	0- 0	0- 0	HOME	0- 0	0- 1	1- 0				
0- 6	0- 0	0- 1	AWAY	0- 1	0- 1	0- 3				
1- 1	0- 0	0- 0	NEUTRAL	0- 1	0- 0	1- 0				
3- 2	0- 0	0- 0	CONFERENCE	0- 0	0- 0	3- 2				
2- 0	0- 0	0- 0	HOME	0- 0	0- 0	2- 0				
1- 2	0- 0	0- 0	AWAY	0- 0	0- 0	1- 2				
0- 0	0- 0	0- 0	NEUTRAL	0- 0	0- 0	0- 0				

RPI 1-25				RPI 26-50				RPI 51-100				RPI 101+				Team's RPI: 277	
RPI	S	Opponent	Score	RPI	S	Opponent	Score	RPI	S	Opponent	Score	RPI	S	Opponent	Score		
				47	A	Yale	40 87	56	A	Seton Hall	69 95	104	A	Stony Brook	50 54		
								58	N	Nebraska	49 72	135	H	Holy Cross	52 65		
												180	H	Merrimack	63 60		
												183	A	Saint Joseph's	44 71		
												206	A	Penn St.	65 88		
												212	A	Saint Francis (PA)	58 60		
												270	A	Wagner	79 65		
												309	A	Siena	57 68		
												312	N	Detroit Mercy	66 60		
												314	H	Hofstra	71 44		
												334	A	Fairleigh Dickinson	60 65		
												344	H	Central Conn. St.	66 58		
LAST 10 Division I																	
				212	A	Saint Francis (PA)	58 60	206	A	Penn St.	65 88						
				334	A	Fairleigh Dickinson	60 65	47	A	Yale	40 87						
				344	H	Central Conn. St.	66 58	135	H	Holy Cross	52 65						
				270	A	Wagner	79 65	183	A	Saint Joseph's	44 71						
				180	H	Merrimack	63 60	58	N	Nebraska	49 72						

Non-Div I Games: Bridgeport 77 63

Sacred Heart

■ Loss, 
■ Non-Conf, 
■ S Site, 
■ Home 
■ A Away 
N Neutral

Average RPI Win:	318	WON-LOST	WINNING	LAST 10	STRENGTH OF	OPP. STRENGTH	TEAM	ADJ.	CONF.	ADJ CONF.
Average RPI Loss:	155	RECORD	PCT. RANK	GAMES	SCHEDULE	OF SCHEDULE	RPI	RPI	RPI	RPI
DIV. I ONLY	5- 9	249	3-7	307	209	278	278	21	21	
DIV. I NON-CONF.	2- 5	259	0-3	262	161	273	273	17	17	
TOTALS	RPI 1-25	RPI 26-50	W-L RECORDS	RPI 51-100	RPI 101-150	RPI 150+				
5- 9	0- 0	0- 3	OVERALL	0- 0	0- 1	5- 5				
2- 3	0- 0	0- 0	HOME	0- 0	0- 0	2- 3				
3- 6	0- 0	0- 3	AWAY	0- 0	0- 1	3- 2				
0- 0	0- 0	0- 0	NEUTRAL	0- 0	0- 0	0- 0				
2- 5	0- 0	0- 3	NON-CONFERENCE	0- 0	0- 0	2- 2				
1- 1	0- 0	0- 0	HOME	0- 0	0- 0	1- 1				
1- 4	0- 0	0- 3	AWAY	0- 0	0- 0	1- 1				
0- 0	0- 0	0- 0	NEUTRAL	0- 0	0- 0	0- 0				
3- 4	0- 0	0- 0	CONFERENCE	0- 0	0- 1	3- 3				
1- 2	0- 0	0- 0	HOME	0- 0	0- 0	1- 2				
2- 2	0- 0	0- 0	AWAY	0- 0	0- 1	2- 1				
0- 0	0- 0	0- 0	NEUTRAL	0- 0	0- 0	0- 0				

RPI 1-25			RPI 26-50			RPI 51-100			RPI 101+			Team's RPI: 278
RPI	S	Opponent	Score	RPI	S	Opponent	Score	RPI	S	Opponent	Score	
				32	A	Arizona St.	69 74					
				39	A	Oklahoma St.	52 70					
				42	A	Duke	66 85					
LAST 10 Division I												
				173	H	Portland St.	64 69					
				299	A	Weber St.	65 54					
				209	H	Northern Ariz.	59 70					
				195	A	Southern Utah	65 72					
				341	H	Sacramento St.	80 62					
				289	A	Eastern Wash.	67 47					
				118	A	Idaho	56 62					
				286	A	Utah St.	61 69					
				302	H	California Baptist	68 74					
				317	A	Utah Valley	88 61					
				342	H	Seattle U	73 48					

Non-Div I Games: Arizona Christian 93 36 Montana Tech 83 57

Idaho St.

Average RPI Win:	313	WON-LOST	WINNING	LAST 10	STRENGTH OF	OPP. STRENGTH	TEAM	ADJ.	CONF.	ADJ CONF.
Average RPI Loss:	172	RECORD	PCT. RANK	GAMES	SCHEDULE	OF SCHEDULE	RPI	RPI	RPI	RPI
DIV. I ONLY	7- 9	205	5-5	335	314	279	279	31	31	
DIV. I NON-CONF.	4- 7	225	2-3	250	300	227	227	28	28	
TOTALS	RPI 1-25	RPI 26-50	W-L RECORDS	RPI 51-100	RPI 101-150	RPI 150+				
7- 9	0- 0	0- 0	OVERALL	0- 2	0- 2	7- 5				
2- 2	0- 0	0- 0	HOME	0- 1	0- 1	2- 0				
4- 6	0- 0	0- 0	AWAY	0- 1	0- 1	4- 4				
1- 1	0- 0	0- 0	NEUTRAL	0- 0	0- 0	1- 1				
4- 7	0- 0	0- 0	NON-CONFERENCE	0- 2	0- 2	4- 3				
0- 2	0- 0	0- 0	HOME	0- 1	0- 1	0- 0				
4- 4	0- 0	0- 0	AWAY	0- 1	0- 1	4- 2				
0- 1	0- 0	0- 0	NEUTRAL	0- 0	0- 0	0- 1				
3- 2	0- 0	0- 0	CONFERENCE	0- 0	0- 0	3- 2				
2- 0	0- 0	0- 0	HOME	0- 0	0- 0	2- 0				
0- 2	0- 0	0- 0	AWAY	0- 0	0- 0	0- 2				
1- 0	0- 0	0- 0	NEUTRAL	0- 0	0- 0	1- 0				

RPI 1-25				RPI 26-50				RPI 51-100				RPI 101+ Team's RPI: 279			
RPI	S	Opponent	Score	RPI	S	Opponent	Score	RPI	S	Opponent	Score	RPI	S	Opponent	Score
								58	A	Nebraska	46 68	123	A	Cincinnati	47 62
								89	H	North Florida	64 73	141	H	Austin Peay	61 67
												155	A	Jackson St.	53 67
												171	N	North Ala.	65 80
												172	A	Memphis	71 79
												276	A	San Diego St.	61 53
												291	H	Ark.-Pine Bluff	74 55
												296	A	Denver	86 83
												302	A	California Baptist	55 60
												313	N	Alabama St.	75 48
												316	A	Georgia St.	67 52
												340	A	Grambling	59 69
												349	A	Florida A&M	77 53
												351	H	Mississippi Val.	68 48
LAST 10 Division I															
				313	N	Alabama St.	75 48	172	A	Memphis	71 79				
				351	H	Mississippi Val.	68 48	349	A	Florida A&M	77 53				
				291	H	Ark.-Pine Bluff	74 55	123	A	Cincinnati	47 62				
				155	A	Jackson St.	53 67	141	H	Austin Peay	61 67				
				340	A	Grambling	59 69	296	A	Denver	86 83				

Non-Div I Games:

Alabama A&amp;M

■ Loss, 
 ■ Non-Conf, S Site, 
 ■ Home 
 ■ Away 
 N Neutral

Average RPI Win:	254	WON-LOST	WINNING	LAST 10	STRENGTH OF	OPP. STRENGTH	TEAM	ADJ.	CONF.	ADJ CONF.
Average RPI Loss:	133	RECORD	PCT. RANK	GAMES	SCHEDULE	OF SCHEDULE	RPI	RPI	RPI	RPI
DIV. I ONLY	5- 11	268	4-6	232	139	280	280	19	19	
DIV. I NON-CONF.	2- 8	295	1-3	103	62	271	271	18	18	
TOTALS	RPI 1-25	RPI 26-50	W-L RECORDS	RPI 51-100	RPI 101-150	RPI 150+				
5- 11	0- 2	0- 1	OVERALL	0- 1	1- 1	4- 6				
4- 4	0- 0	0- 1	HOME	0- 0	1- 0	3- 3				
1- 7	0- 2	0- 0	AWAY	0- 1	0- 1	1- 3				
0- 0	0- 0	0- 0	NEUTRAL	0- 0	0- 0	0- 0				
2- 8	0- 2	0- 1	NON-CONFERENCE	0- 1	0- 1	2- 3				
2- 3	0- 0	0- 1	HOME	0- 0	0- 0	2- 2				
0- 5	0- 2	0- 0	AWAY	0- 1	0- 1	0- 1				
0- 0	0- 0	0- 0	NEUTRAL	0- 0	0- 0	0- 0				
3- 3	0- 0	0- 0	CONFERENCE	0- 0	1- 0	2- 3				
2- 1	0- 0	0- 0	HOME	0- 0	1- 0	1- 1				
1- 2	0- 0	0- 0	AWAY	0- 0	0- 0	1- 2				
0- 0	0- 0	0- 0	NEUTRAL	0- 0	0- 0	0- 0				

RPI 1-25				RPI 26-50				RPI 51-100				RPI 101+ Team's RPI: 280			
RPI	S	Opponent	Score	RPI	S	Opponent	Score	RPI	S	Opponent	Score	RPI	S	Opponent	Score
14	A	DePaul	65 94	37	H	Marquette	56 78	66	A	Minnesota	61 77	133	A	Wisconsin	40 71
24	A	Purdue	55 68									137	H	Wright St.	60 58
												152	A	Columbia	46 74
												159	H	North Dakota	58 66
												176	A	Green Bay	48 61
												190	H	Northern Ill.	78 65
												211	H	Bowling Green	51 63
												227	H	Northern Ky.	49 61
												269	A	Oakland	62 78
												291	H	Ark.-Pine Bluff	69 55
												312	A	Detroit Mercy	63 48
												338	H	UIC	71 55
LAST 10 Division I															
338	H	UIC	71 55	137	H	Wright St.	60 58								
269	A	Oakland	62 78	159	H	North Dakota	58 66								
312	A	Detroit Mercy	63 48	211	H	Bowling Green	51 63								
176	A	Green Bay	48 61	37	H	Marquette	56 78								
227	H	Northern Ky.	49 61	190	H	Northern Ill.	78 65								

Non-Div I Games: Wis.-Parkside 84 77

Milwaukee



Average RPI Win: 270				Through Games Of Sun: 10/ 10/18					
Average RPI Loss: 180	WON-LOST RECORD	WINNING PCT. RANK	LAST 10 GAMES	STRENGTH OF SCHEDULE	OPP. STRENGTH OF SCHEDULE	TEAM RPI	ADJ. RPI	CONF. RPI	ADJ CONF. RPI
DIV. I ONLY	6- 10	237	3-7	265	289	281	281	26	26
DIV. I NON-CONF.	4- 8	235	1-5	201	288	279	279	26	26
TOTALS	RPI 1-25	RPI 26-50	W-L RECORDS	RPI 51-100	RPI 101-150	RPI 150+			
6- 10	0- 0	0- 1	OVERALL	1- 0	0- 3	5- 6			
4- 3	0- 0	0- 0	HOME	1- 0	0- 1	3- 2			
1- 6	0- 0	0- 1	AWAY	0- 0	0- 1	1- 4			
1- 1	0- 0	0- 0	NEUTRAL	0- 0	0- 1	1- 0			
4- 8	0- 0	0- 1	NON-CONFERENCE	1- 0	0- 3	3- 4			
3- 2	0- 0	0- 0	HOME	1- 0	0- 1	2- 1			
0- 5	0- 0	0- 1	AWAY	0- 0	0- 1	0- 3			
1- 1	0- 0	0- 0	NEUTRAL	0- 0	0- 1	1- 0			
2- 2	0- 0	0- 0	CONFERENCE	0- 0	0- 0	2- 2			
1- 1	0- 0	0- 0	HOME	0- 0	0- 0	1- 1			
1- 1	0- 0	0- 0	AWAY	0- 0	0- 0	1- 1			
0- 0	0- 0	0- 0	NEUTRAL	0- 0	0- 0	0- 0			

RPI 1-25				RPI 26-50				RPI 51-100				RPI 101+				Team's RPI: 281	
RPI	S	Opponent	Score	RPI	S	Opponent	Score	RPI	S	Opponent	Score	RPI	S	Opponent	Score		
				44	A	Arizona	42 61	77	H	Southern California	57 46	111	H	Pacific	53 63		
												140	A	CSU Bakersfield	62 66		
												147	N	SFA	56 67		
												154	H	San Jose St.	70 73		
												169	A	Saint Mary's (CA)	43 64		
												222	H	Cal St. Fullerton	68 70		
												236	A	UC Riverside	61 66		
												265	A	UC Irvine	65 61		
												274	A	Grand Canyon	57 58		
												276	H	San Diego St.	64 52		
												302	A	California Baptist	81 85		
												317	H	Utah Valley	59 51		
												339	H	Cal Poly	52 50		
												346	N	Chicago St.	96 65		
LAST 10 Division I																	
				236	A	UC Riverside	61 66	274	A	Grand Canyon	57 58						
				265	A	UC Irvine	65 61	140	A	CSU Bakersfield	62 66						
				339	H	Cal Poly	52 50	111	H	Pacific	53 63						
				222	H	Cal St. Fullerton	68 70	346	N	Chicago St.	96 65						
				44	A	Arizona	42 61	147	N	SFA	56 67						

Non-Div I Games:	Ottawa (AZ)	72	57
------------------	-------------	----	----

UC Santa Barbara

■ Loss, ■ Non-Conf, S Site, H Home A Away N Neutral

Average RPI Win:	266	WON-LOST	WINNING	LAST 10	STRENGTH OF	OPP. STRENGTH	TEAM	ADJ.	CONF.	ADJ CONF.
Average RPI Loss:	182	RECORD	PCT. RANK	GAMES	SCHEDULE	OF SCHEDULE	RPI	RPI	RPI	RPI
DIV. I ONLY	6- 10	237	5-5	299	187	282	282	26	26	
DIV. I NON-CONF.	4- 8	235	3-3	283	134	283	283	26	26	
TOTALS	RPI 1-25	RPI 26-50	W-L RECORDS	RPI 51-100	RPI 101-150	RPI 150+				
6- 10	0- 2	0- 0	OVERALL	0- 1	0- 1	6- 6				
3- 3	0- 1	0- 0	HOME	0- 0	0- 0	3- 2				
1- 7	0- 1	0- 0	AWAY	0- 1	0- 1	1- 4				
2- 0	0- 0	0- 0	NEUTRAL	0- 0	0- 0	2- 0				
4- 8	0- 2	0- 0	NON-CONFERENCE	0- 1	0- 1	4- 4				
1- 3	0- 1	0- 0	HOME	0- 0	0- 0	1- 2				
1- 5	0- 1	0- 0	AWAY	0- 1	0- 1	1- 2				
2- 0	0- 0	0- 0	NEUTRAL	0- 0	0- 0	2- 0				
2- 2	0- 0	0- 0	CONFERENCE	0- 0	0- 0	2- 2				
2- 0	0- 0	0- 0	HOME	0- 0	0- 0	2- 0				
0- 2	0- 0	0- 0	AWAY	0- 0	0- 0	0- 2				
0- 0	0- 0	0- 0	NEUTRAL	0- 0	0- 0	0- 0				

RPI 1-25				RPI 26-50				RPI 51-100				RPI 101+ Team's RPI: 282			
RPI	S	Opponent	Score	RPI	S	Opponent	Score	RPI	S	Opponent	Score	RPI	S	Opponent	Score
7	H	Oregon	45 81					77	A	Southern California	40 57	101	A	California	45 68
8	A	UCLA	51 86									165	A	Santa Clara	54 46
												206	N	Penn St.	64 56
												222	A	Cal St. Fullerton	65 69
												224	A	UC Davis	55 57
												248	H	CSUN	60 52
												254	H	LMU (CA)	57 70
												286	H	Utah St.	48 56
												302	A	California Baptist	70 79
												311	H	Air Force	74 68
												326	N	UTRGV	69 65
												339	H	Cal Poly	72 69
												342	A	Seattle U	54 66
LAST 10 Division I															
248	H	CSUN	60 52	326	N	UTRGV	69 65								
224	A	UC Davis	55 57	311	H	Air Force	74 68								
222	A	Cal St. Fullerton	65 69	7	H	Oregon	45 81								
339	H	Cal Poly	72 69	342	A	Seattle U	54 66								
77	A	Southern California	40 57	165	A	Santa Clara	54 46								

Non-Div I Games: Westcliff 94 47 Bethesda (CA) 90 43

Long Beach St.

Loss, Non-Conf, S Site, H Home A Away N Neutral

Average RPI Win:	261	WON-LOST	WINNING	LAST 10	STRENGTH OF	OPP. STRENGTH	TEAM	ADJ.	CONF.	ADJ CONF.
Average RPI Loss:	154	RECORD	PCT. RANK	GAMES	SCHEDULE	OF SCHEDULE	RPI	RPI	RPI	RPI
DIV. I ONLY	4- 13	295	3-7	159	236	283	283	15	15	
DIV. I NON-CONF.	3- 8	268	2-2	206	228	270	270	15	15	
TOTALS	RPI 1-25	RPI 26-50	W-L RECORDS	RPI 51-100	RPI 101-150	RPI 150+				
4- 13	0- 2	0- 0	OVERALL	0- 1	0- 4	4- 6				
3- 4	0- 0	0- 0	HOME	0- 1	0- 2	3- 1				
1- 8	0- 2	0- 0	AWAY	0- 0	0- 1	1- 5				
0- 1	0- 0	0- 0	NEUTRAL	0- 0	0- 1	0- 0				
3- 8	0- 2	0- 0	NON-CONFERENCE	0- 0	0- 2	3- 4				
2- 1	0- 0	0- 0	HOME	0- 0	0- 0	2- 1				
1- 6	0- 2	0- 0	AWAY	0- 0	0- 1	1- 3				
0- 1	0- 0	0- 0	NEUTRAL	0- 0	0- 1	0- 0				
1- 5	0- 0	0- 0	CONFERENCE	0- 1	0- 2	1- 2				
1- 3	0- 0	0- 0	HOME	0- 1	0- 2	1- 0				
0- 2	0- 0	0- 0	AWAY	0- 0	0- 0	0- 2				
0- 0	0- 0	0- 0	NEUTRAL	0- 0	0- 0	0- 0				

RPI 1-25				RPI 26-50				RPI 51-100				RPI 101+ Team's RPI: 283			
RPI	S	Opponent	Score	RPI	S	Opponent	Score	RPI	S	Opponent	Score	RPI	S	Opponent	Score
13	A	Northwestern	46 67					88	H	Colgate	74 76	105	H	Lehigh	53 55
20	A	Maryland	45 105									125	A	Notre Dame	60 84
												135	H	Holy Cross	56 64
												137	N	Wright St.	51 66
												157	H	Dartmouth	72 56
												191	A	Fla. Atlantic	61 72
												199	A	Boston U.	42 44
												213	A	Mt. St. Mary's	75 81
												233	H	Howard	69 75
												240	A	Lafayette	52 55
												267	H	Army West Point	68 59
												287	H	Monmouth	64 48
												307	A	St. Francis Brooklyn	78 89
												334	A	Fairleigh Dickinson	75 46
LAST 10 Division I															
267	H	Army West Point	68 59	135	H	Holy Cross	56 64								
199	A	Boston U.	42 44	157	H	Dartmouth	72 56								
240	A	Lafayette	52 55	287	H	Monmouth	64 48								
88	H	Colgate	74 76	20	A	Maryland	45 105								
105	H	Lehigh	53 55	213	A	Mt. St. Mary's	75 81								

Non-Div I Games:

Loyola Maryland

## New Hampshire

Through Games Of Jan. 18, 2020

Average RPI Win:	328	WON-LOST	WINNING	LAST 10	STRENGTH OF	OPP. STRENGTH	TEAM	ADJ.	CONF.	ADJ CONF.
Average RPI Loss:	162	RECORD	PCT. RANK	GAMES	SCHEDULE	OF SCHEDULE	RPI	RPI	RPI	RPI
DIV. I ONLY	5- 12	272	4-6	261	279	284	284	28	28	
DIV. I NON-CONF.	2- 9	304	1-3	190	253	300	300	29	29	
TOTALS	RPI 1-25	RPI 26-50	W-L RECORDS	RPI 51-100	RPI 101-150	RPI 150+				
5- 12	0- 2	0- 0	OVERALL	0- 0	0- 3	5- 7				
2- 4	0- 0	0- 0	HOME	0- 0	0- 1	2- 3				
3- 8	0- 2	0- 0	AWAY	0- 0	0- 2	3- 4				
0- 0	0- 0	0- 0	NEUTRAL	0- 0	0- 0	0- 0				
2- 9	0- 2	0- 0	NON-CONFERENCE	0- 0	0- 2	2- 5				
1- 3	0- 0	0- 0	HOME	0- 0	0- 0	1- 3				
1- 6	0- 2	0- 0	AWAY	0- 0	0- 2	1- 2				
0- 0	0- 0	0- 0	NEUTRAL	0- 0	0- 0	0- 0				
3- 3	0- 0	0- 0	CONFERENCE	0- 0	0- 1	3- 2				
1- 1	0- 0	0- 0	HOME	0- 0	0- 1	1- 0				
2- 2	0- 0	0- 0	AWAY	0- 0	0- 0	2- 2				
0- 0	0- 0	0- 0	NEUTRAL	0- 0	0- 0	0- 0				

RPI 1-25				RPI 26-50				RPI 51-100				RPI 101+ Team's RPI: 284			
RPI	S	Opponent	Score	RPI	S	Opponent	Score	RPI	S	Opponent	Score	RPI	S	Opponent	Score
12	A	Baylor	29 97									104	H	Stony Brook	44 53
21	A	Princeton	37 77									119	A	Massachusetts	65 67
												135	A	Holy Cross	61 82
												157	A	Dartmouth	47 66
												180	A	Merrimack	54 64
												199	H	Boston U.	64 78
												226	A	UMass Lowell	53 58
												229	H	Brown	68 76
												252	A	Maine	50 67
												305	H	North Dakota St.	61 67
												318	A	Bryant	68 56
												319	A	Albany (NY)	48 47
												320	A	UMBC	72 63
												337	H	Hartford	72 71
												344	H	Central Conn. St.	70 59
LAST 10 Division I															
320	A	UMBC	72 63	226	A	UMass Lowell	53 58								
319	A	Albany (NY)	48 47	21	A	Princeton	37 77								
104	H	Stony Brook	44 53	135	A	Holy Cross	61 82								
252	A	Maine	50 67	157	A	Dartmouth	47 66								
337	H	Hartford	72 71	344	H	Central Conn. St.	70 59								

Non-Div I Games: Wheaton (MA) 89 44

New Hampshire

■ Loss, 
 ■ Non-Conf, 
 ■ S Site, 
 ■ H Home 
 ■ A Away 
 N Neutral

Average RPI Win:	278	WON-LOST	WINNING	LAST 10	STRENGTH OF	OPP. STRENGTH	TEAM	ADJ.	CONF.	ADJ CONF.
Average RPI Loss:	190	RECORD	PCT. RANK	GAMES	SCHEDULE	OF SCHEDULE	RPI	RPI	RPI	RPI
DIV. I ONLY	8- 8	172	6-4	332	243	285	285	27	27	
DIV. I NON-CONF.	4- 5	195	2-1	314	162	265	265	27	27	
TOTALS	RPI 1-25	RPI 26-50	W-L RECORDS	RPI 51-100	RPI 101-150	RPI 150+				
8- 8	0- 0	0- 1	OVERALL	0- 0	0- 2	8- 5				
5- 4	0- 0	0- 0	HOME	0- 0	0- 1	5- 3				
3- 4	0- 0	0- 1	AWAY	0- 0	0- 1	3- 2				
0- 0	0- 0	0- 0	NEUTRAL	0- 0	0- 0	0- 0				
4- 5	0- 0	0- 1	NON-CONFERENCE	0- 0	0- 1	4- 3				
3- 1	0- 0	0- 0	HOME	0- 0	0- 0	3- 1				
1- 4	0- 0	0- 1	AWAY	0- 0	0- 1	1- 2				
0- 0	0- 0	0- 0	NEUTRAL	0- 0	0- 0	0- 0				
4- 3	0- 0	0- 0	CONFERENCE	0- 0	0- 1	4- 2				
2- 3	0- 0	0- 0	HOME	0- 0	0- 1	2- 2				
2- 0	0- 0	0- 0	AWAY	0- 0	0- 0	2- 0				
0- 0	0- 0	0- 0	NEUTRAL	0- 0	0- 0	0- 0				

RPI S	Opponent	Score	RPI S	Opponent	Score	RPI S	Opponent	Score	RPI S	Opponent	Score	Team's RPI: 285
			43 A	James Madison	53 93				126 H	Campbell	55 70	
									136 A	Florida	54 71	
									170 A	Norfolk St.	46 49	
									223 H	UNCW	59 58	
									229 H	Brown	86 76	
									237 H	High Point	69 76	
									241 H	Gardner-Webb	80 70	
									255 H	Radford	61 62	
									258 H	East Carolina	61 64	
									262 H	Delaware St.	78 62	
									293 A	Presbyterian	71 60	
									297 A	Wofford	76 79	
									306 A	UMES	71 62	
									332 A	USC Upstate	70 62	
									335 H	Charleston So.	84 64	
LAST 10 Division I												
			237 H	High Point	69 76		293 A	Presbyterian	71 60			
			255 H	Radford	61 62		241 H	Gardner-Webb	80 70			
			332 A	USC Upstate	70 62		306 A	UMES	71 62			
			335 H	Charleston So.	84 64		262 H	Delaware St.	78 62			
			126 H	Campbell	55 70		170 A	Norfolk St.	46 49			

Non-Div I Games:

Longwood

■ Loss, 
 ■ Non-Conf, S Site, 
 ■ Home 
 ■ Away 
 N Neutral

Average RPI Win:	288	WON-LOST	WINNING	LAST 10	STRENGTH OF	OPP. STRENGTH	TEAM	ADJ.	CONF.	ADJ CONF.
Average RPI Loss:	166	RECORD	PCT. RANK	GAMES	SCHEDULE	OF SCHEDULE	RPI	RPI	RPI	RPI
DIV. I ONLY	4- 13	295	2-8	149	276	286	286	17	17	
DIV. I NON-CONF.	4- 6	212	2-2	122	260	186	186	24	24	
TOTALS	RPI 1-25	RPI 26-50	W-L RECORDS	RPI 51-100	RPI 101-150	RPI 150+				
4- 13	0- 2	0- 0	OVERALL	0- 3	0- 1	4- 7				
3- 5	0- 0	0- 0	HOME	0- 1	0- 1	3- 3				
1- 8	0- 2	0- 0	AWAY	0- 2	0- 0	1- 4				
0- 0	0- 0	0- 0	NEUTRAL	0- 0	0- 0	0- 0				
4- 6	0- 2	0- 0	NON-CONFERENCE	0- 1	0- 1	4- 2				
3- 1	0- 0	0- 0	HOME	0- 0	0- 1	3- 0				
1- 5	0- 2	0- 0	AWAY	0- 1	0- 0	1- 2				
0- 0	0- 0	0- 0	NEUTRAL	0- 0	0- 0	0- 0				
0- 7	0- 0	0- 0	CONFERENCE	0- 2	0- 0	0- 5				
0- 4	0- 0	0- 0	HOME	0- 1	0- 0	0- 3				
0- 3	0- 0	0- 0	AWAY	0- 1	0- 0	0- 2				
0- 0	0- 0	0- 0	NEUTRAL	0- 0	0- 0	0- 0				

RPI	S	Opponent	Score	RPI	S	Opponent	Score	RPI	S	Opponent	Score	RPI	S	Opponent	Score	Team's RPI: 286
5	A	Oregon St.	46 75					65	A	BYU	50 67	127	H	Portland	64 70	
7	A	Oregon	52 109					94	A	Fresno St.	64 76	154	H	San Jose St.	61 76	
								97	H	Boise St.	59 65	192	H	UNLV	46 60	
												222	A	Cal St. Fullerton	62 83	
												249	H	North Texas	66 55	
												276	A	San Diego St.	62 66	
												278	H	Idaho St.	69 61	
												282	A	Long Beach St.	56 48	
												288	A	Nevada	60 69	
												311	H	Air Force	45 62	
												317	A	Utah Valley	49 57	
												342	H	Seattle U	70 63	
LAST 10 Division I																
97	H	Boise St.	59 65	317	A	Utah Valley	49 57									
288	A	Nevada	60 69	278	H	Idaho St.	69 61									
311	H	Air Force	45 62	249	H	North Texas	66 55									
276	A	San Diego St.	62 66	5	A	Oregon St.	46 75									
192	H	UNLV	46 60	94	A	Fresno St.	64 76									

Non-Div I Games: Dixie St. 61 49

Utah St.

Average RPI Win: <b>288</b>	WON-LOST	WINNING	LAST 10	STRENGTH OF	OPP. STRENGTH	TEAM	ADJ.	CONF.	ADJ CONF.
Average RPI Loss: <b>162</b>	RECORD	PCT. RANK	GAMES	SCHEDULE	OF SCHEDULE	RPI	RPI	RPI	RPI
DIV. I ONLY	5- 12	272	3-7	263	232	287	287	24	24
DIV. I NON-CONF.	3- 6	235	1-1	168	192	205	205	25	25
TOTALS	RPI 1-25	RPI 26-50	W-L RECORDS	RPI 51-100	RPI 101-150	RPI 150+			
5- 12	0- 1	0- 1	OVERALL	0- 2	0- 1	5- 7			
2- 4	0- 0	0- 0	HOME	0- 0	0- 1	2- 3			
2- 8	0- 1	0- 1	AWAY	0- 2	0- 0	2- 4			
1- 0	0- 0	0- 0	NEUTRAL	0- 0	0- 0	1- 0			
3- 6	0- 1	0- 1	NON-CONFERENCE	0- 1	0- 1	3- 2			
1- 1	0- 0	0- 0	HOME	0- 0	0- 1	1- 0			
1- 5	0- 1	0- 1	AWAY	0- 1	0- 0	1- 2			
1- 0	0- 0	0- 0	NEUTRAL	0- 0	0- 0	1- 0			
2- 6	0- 0	0- 0	CONFERENCE	0- 1	0- 0	2- 5			
1- 3	0- 0	0- 0	HOME	0- 0	0- 0	1- 3			
1- 3	0- 0	0- 0	AWAY	0- 1	0- 0	1- 2			
0- 0	0- 0	0- 0	NEUTRAL	0- 0	0- 0	0- 0			

RPI 1-25				RPI 26-50				RPI 51-100				RPI 101+ Team's RPI: 287			
RPI	S	Opponent	Score	RPI	S	Opponent	Score	RPI	S	Opponent	Score	RPI	S	Opponent	Score
21	A	Princeton	40 <b>52</b>	44	A	Arizona	34 <b>86</b>	55	A	Bucknell	37 <b>71</b>	109	H	Providence	52 <b>68</b>
								79	A	Marist	66 <b>76</b>	153	A	San Diego	49 <b>57</b>
												202	H	Iona	33 <b>36</b>
												210	A	Quinnipiac	53 <b>60</b>
												215	H	Niagara	70 <b>73</b>
												217	H	Manhattan	62 60
												240	H	Lafayette	52 44
												244	A	Fairfield	38 <b>49</b>
												283	A	Loyola Maryland	48 <b>64</b>
												319	A	Albany (NY)	53 41
												329	N	Purdue Fort Wayne	60 46
												330	H	Canisius	62 <b>71</b>
												336	A	Saint Peter's	81 67
LAST 10 Division I															
215	H	Niagara	70 <b>73</b>	330	H	Canisius	62 <b>71</b>								
210	A	Quinnipiac	53 <b>60</b>	79	A	Marist	66 <b>76</b>								
336	A	Saint Peter's	81 67	319	A	Albany (NY)	53 41								
202	H	Iona	33 <b>36</b>	283	A	Loyola Maryland	48 <b>64</b>								
244	A	Fairfield	38 <b>49</b>	217	H	Manhattan	62 60								

Non-Div I Games:

Monmouth

Average RPI Win:	300	WON-LOST	WINNING	LAST 10	STRENGTH OF	OPP. STRENGTH	TEAM	ADJ.	CONF.	ADJ CONF.
Average RPI Loss:	172	RECORD	PCT. RANK	GAMES	SCHEDULE	OF SCHEDULE	RPI	RPI	RPI	RPI
DIV. I ONLY	8- 9	191	4-6	320	298	288	288	17	17	
DIV. I NON-CONF.	6- 4	122	2-2	325	326	235	235	24	24	
TOTALS	RPI 1-25	RPI 26-50	W-L RECORDS	RPI 51-100	RPI 101-150	RPI 150+				
8- 9	0- 0	0- 0	OVERALL	0- 2	0- 2	8- 5				
6- 3	0- 0	0- 0	HOME	0- 0	0- 1	6- 2				
1- 6	0- 0	0- 0	AWAY	0- 2	0- 1	1- 3				
1- 0	0- 0	0- 0	NEUTRAL	0- 0	0- 0	1- 0				
6- 4	0- 0	0- 0	NON-CONFERENCE	0- 1	0- 2	6- 1				
4- 1	0- 0	0- 0	HOME	0- 0	0- 1	4- 0				
1- 3	0- 0	0- 0	AWAY	0- 1	0- 1	1- 1				
1- 0	0- 0	0- 0	NEUTRAL	0- 0	0- 0	1- 0				
2- 5	0- 0	0- 0	CONFERENCE	0- 1	0- 0	2- 4				
2- 2	0- 0	0- 0	HOME	0- 0	0- 0	2- 2				
0- 3	0- 0	0- 0	AWAY	0- 1	0- 0	0- 2				
0- 0	0- 0	0- 0	NEUTRAL	0- 0	0- 0	0- 0				

RPI	S	Opponent	Score	RPI	S	Opponent	Score	RPI	S	Opponent	Score	RPI	S	Opponent	Score	Team's RPI: 288
77	A	Southern California	47	50	97	A	Boise St.	40	54	110	A	Utah	62	68		
										147	H	SFA	65	80		
										154	H	San Jose St.	70	72		
										169	H	Saint Mary's (CA)	78	72		
										173	A	Portland St.	75	80		
										220	A	Wyoming	59	83		
										257	A	Colorado St.	70	75		
										276	H	San Diego St.	70	69		
										286	H	Utah St.	69	60		
										311	H	Air Force	61	68		
										317	A	Utah Valley	60	57		
										326	N	UTRGV	62	57		
										339	H	Cal Poly	71	40		
										341	H	Sacramento St.	83	72		
										346	H	Chicago St.	80	60		
LAST 10 Division I																
276	H	San Diego St.	70	69	257	A	Colorado St.	70	75							
220	A	Wyoming	59	83	339	H	Cal Poly	71	40							
286	H	Utah St.	69	60	326	N	UTRGV	62	57							
154	H	San Jose St.	70	72	77	A	Southern California	47	50							
97	A	Boise St.	40	54	110	A	Utah	62	68							

Non-Div I Games: Stanislaus St. 80 62

Nevada

Loss, Non-Conf, S Site, H Home A Away N Neutral



Average RPI Win:	299	WON-LOST	WINNING	LAST 10	STRENGTH OF	OPP. STRENGTH	TEAM	ADJ.	CONF.	ADJ CONF.
Average RPI Loss:	139	RECORD	PCT. RANK	GAMES	SCHEDULE	OF SCHEDULE	RPI	RPI	RPI	RPI
DIV. I ONLY	1- 13	341	1-9	60	212	289	289	21	21	
DIV. I NON-CONF.	0- 8	338	0-4	7	203	237	237	17	17	
TOTALS	RPI 1-25	RPI 26-50	W-L RECORDS	RPI 51-100	RPI 101-150	RPI 150+				
1- 13	0- 2	0- 0	OVERALL	0- 2	0- 3	1- 6				
1- 4	0- 0	0- 0	HOME	0- 1	0- 1	1- 2				
0- 8	0- 2	0- 0	AWAY	0- 0	0- 2	0- 4				
0- 1	0- 0	0- 0	NEUTRAL	0- 1	0- 0	0- 0				
0- 8	0- 2	0- 0	NON-CONFERENCE	0- 2	0- 1	0- 3				
0- 2	0- 0	0- 0	HOME	0- 1	0- 0	0- 1				
0- 5	0- 2	0- 0	AWAY	0- 0	0- 1	0- 2				
0- 1	0- 0	0- 0	NEUTRAL	0- 1	0- 0	0- 0				
1- 5	0- 0	0- 0	CONFERENCE	0- 0	0- 2	1- 3				
1- 2	0- 0	0- 0	HOME	0- 0	0- 1	1- 1				
0- 3	0- 0	0- 0	AWAY	0- 0	0- 1	0- 2				
0- 0	0- 0	0- 0	NEUTRAL	0- 0	0- 0	0- 0				

RPI 1-25				RPI 26-50				RPI 51-100				RPI 101+ Team's RPI: 289			
RPI	S	Opponent	Score	RPI	S	Opponent	Score	RPI	S	Opponent	Score	RPI	S	Opponent	Score
9	A	Stanford	27 92					81	N	Bradley	46 66	110	A	Utah	49 87
10	A	Gonzaga	44 84					97	H	Boise St.	61 63	115	H	Montana St.	85 89
												118	A	Idaho	60 69
												154	A	San Jose St.	66 84
												168	A	Montana	54 92
												173	A	Portland St.	58 75
												228	A	UMKC	55 66
												263	H	Pepperdine	52 53
												278	H	Idaho St.	47 67
												299	H	Weber St.	63 53
LAST 10 Division I															
				115	H	Montana St.	85 89	299	H	Weber St.	63 53				
				118	A	Idaho	60 69	81	N	Bradley	46 66				
				168	A	Montana	54 92	228	A	UMKC	55 66				
				173	A	Portland St.	58 75	97	H	Boise St.	61 63				
				278	H	Idaho St.	47 67	263	H	Pepperdine	52 53				

Non-Div I Games: Northwest Chrst. 81 62

Eastern Wash.

■ Loss, 
 ■ Non-Conf, 
 ■ S Site, 
 ■ Home 
 ■ A Away 
 N Neutral

Average RPI Win:	294	WON-LOST	WINNING	LAST 10	STRENGTH OF	OPP. STRENGTH	TEAM	ADJ.	CONF.	ADJ CONF.
Average RPI Loss:	194	RECORD	PCT. RANK	GAMES	SCHEDULE	OF SCHEDULE	RPI	RPI	RPI	RPI
DIV. I ONLY	5- 11	268	4-6	296	319	290	290	30	30	
DIV. I NON-CONF.	2- 9	304	1-4	263	263	309	309	31	31	
TOTALS	RPI 1-25	RPI 26-50	W-L RECORDS	RPI 51-100	RPI 101-150	RPI 150+				
5- 11	0- 0	0- 1	OVERALL	0- 2	0- 1	5- 7				
3- 0	0- 0	0- 0	HOME	0- 0	0- 0	3- 0				
2- 9	0- 0	0- 1	AWAY	0- 2	0- 0	2- 6				
0- 2	0- 0	0- 0	NEUTRAL	0- 0	0- 1	0- 1				
2- 9	0- 0	0- 1	NON-CONFERENCE	0- 2	0- 1	2- 5				
1- 0	0- 0	0- 0	HOME	0- 0	0- 0	1- 0				
1- 7	0- 0	0- 1	AWAY	0- 2	0- 0	1- 4				
0- 2	0- 0	0- 0	NEUTRAL	0- 0	0- 1	0- 1				
3- 2	0- 0	0- 0	CONFERENCE	0- 0	0- 0	3- 2				
2- 0	0- 0	0- 0	HOME	0- 0	0- 0	2- 0				
1- 2	0- 0	0- 0	AWAY	0- 0	0- 0	1- 2				
0- 0	0- 0	0- 0	NEUTRAL	0- 0	0- 0	0- 0				

RPI 1-25			RPI 26-50			RPI 51-100			RPI 101+			Team's RPI: 290
RPI	S	Opponent	Score	RPI	S	Opponent	Score	RPI	S	Opponent	Score	
				37	A	Marquette	48 70	57	A	Michigan	48 80	104 N Stony Brook 56 63
								58	A	Nebraska	55 78	185 A Bethune-Cookman 65 74
												194 N Akron 45 52
												233 H Howard 74 67
												245 A Marshall 57 52
												262 A Delaware St. 61 69
												272 A Omaha 64 70
												294 H Texas St. 72 62
												314 A Hofstra 39 51
												320 A UMBC 63 65
												336 A Saint Peter's 77 78
												349 A Florida A&M 59 47
												350 H South Carolina St. 77 47
LAST 10 Division I												
				233	H	Howard	74 67			194	N	Akron 45 52
				185	A	Bethune-Cookman	65 74			104	N	Stony Brook 56 63
				349	A	Florida A&M	59 47			294	H	Texas St. 72 62
				350	H	South Carolina St.	77 47			320	A	UMBC 63 65
				262	A	Delaware St.	61 69			314	A	Hofstra 39 51

Non-Div I Games: Washington Adventis84 52 Notre Dame (MD) 113 34

Morgan St.

Loss, Non-Conf, S Site, H Home A Away N Neutral

Average RPI Win:	332	WON-LOST	WINNING	LAST 10	STRENGTH OF	OPP. STRENGTH	TEAM	ADJ.	CONF.	ADJ CONF.
Average RPI Loss:	165	RECORD	PCT. RANK	GAMES	SCHEDULE	OF SCHEDULE	RPI	RPI	RPI	RPI
DIV. I ONLY	2- 11	323	2-8	229	301	291	291	31	31	
DIV. I NON-CONF.	0- 9	338	0-6	63	243	303	303	28	28	
TOTALS	RPI 1-25	RPI 26-50	W-L RECORDS	RPI 51-100	RPI 101-150	RPI 150+				
2- 11	0- 0	0- 0	OVERALL	0- 3	0- 3	2- 5				
0- 1	0- 0	0- 0	HOME	0- 0	0- 0	0- 1				
2- 10	0- 0	0- 0	AWAY	0- 3	0- 3	2- 4				
0- 0	0- 0	0- 0	NEUTRAL	0- 0	0- 0	0- 0				
0- 9	0- 0	0- 0	NON-CONFERENCE	0- 3	0- 3	0- 3				
0- 0	0- 0	0- 0	HOME	0- 0	0- 0	0- 0				
0- 9	0- 0	0- 0	AWAY	0- 3	0- 3	0- 3				
0- 0	0- 0	0- 0	NEUTRAL	0- 0	0- 0	0- 0				
2- 2	0- 0	0- 0	CONFERENCE	0- 0	0- 0	2- 2				
0- 1	0- 0	0- 0	HOME	0- 0	0- 0	0- 1				
2- 1	0- 0	0- 0	AWAY	0- 0	0- 0	2- 1				
0- 0	0- 0	0- 0	NEUTRAL	0- 0	0- 0	0- 0				

RPI 1-25				RPI 26-50				RPI 51-100				RPI 101+				Team's RPI: 291	
RPI	S	Opponent	Score	RPI	S	Opponent	Score	RPI	S	Opponent	Score	RPI	S	Opponent	Score		
								62	A	Washington St.	56	85	106	A	Coastal Caro.	69	76
								73	A	Tennessee	51	92	129	A	Illinois	50	65
								87	A	Iowa St.	40	90	148	A	Wichita St.	50	100
												179	A	Texas Tech	55	81	
												235	A	Arkansas St.	60	81	
												239	H	Southern U.	43	70	
												279	A	Alabama A&M	55	74	
												280	A	Milwaukee	55	69	
												313	A	Alabama St.	73	62	
												351	A	Mississippi Val.	80	77	
LAST 10 Division I																	
				239	H	Southern U.	43	70	148	A	Wichita St.	50	100				
				313	A	Alabama St.	73	62	235	A	Arkansas St.	60	81				
				279	A	Alabama A&M	55	74	62	A	Washington St.	56	85				
				351	A	Mississippi Val.	80	77	87	A	Iowa St.	40	90				
				179	A	Texas Tech	55	81	73	A	Tennessee	51	92				

Non-Div I Games: Philander Smith 66 54

Ark.-Pine Bluff

■ Loss, 
 ■ Non-Conf, 
 ■ S Site, 
 ■ Home 
 ■ A Away 
 N Neutral

## Ga. Southern

Through Games Of Jan. 18, 2020

Average RPI Win:	268	WON-LOST	WINNING	LAST 10	STRENGTH OF	OPP. STRENGTH	TEAM	ADJ.	CONF.	ADJ CONF.
Average RPI Loss:	191	RECORD	PCT. RANK	GAMES	SCHEDULE	OF SCHEDULE	RPI	RPI	RPI	RPI
DIV. I ONLY	5- 12	272	3-7	256	333	292	292	22	22	
DIV. I NON-CONF.	3- 8	268	1-3	259	339	289	289	22	22	
TOTALS	RPI 1-25	RPI 26-50	W-L RECORDS	RPI 51-100	RPI 101-150	RPI 150+				
5- 12	0- 0	0- 0	OVERALL	0- 2	1- 2	4- 8				
2- 4	0- 0	0- 0	HOME	0- 1	1- 0	1- 3				
2- 7	0- 0	0- 0	AWAY	0- 0	0- 2	2- 5				
1- 1	0- 0	0- 0	NEUTRAL	0- 1	0- 0	1- 0				
3- 8	0- 0	0- 0	NON-CONFERENCE	0- 1	0- 2	3- 5				
0- 2	0- 0	0- 0	HOME	0- 0	0- 0	0- 2				
2- 5	0- 0	0- 0	AWAY	0- 0	0- 2	2- 3				
1- 1	0- 0	0- 0	NEUTRAL	0- 1	0- 0	1- 0				
2- 4	0- 0	0- 0	CONFERENCE	0- 1	1- 0	1- 3				
2- 2	0- 0	0- 0	HOME	0- 1	1- 0	1- 1				
0- 2	0- 0	0- 0	AWAY	0- 0	0- 0	0- 2				
0- 0	0- 0	0- 0	NEUTRAL	0- 0	0- 0	0- 0				

RPI S	Opponent	Score	RPI S	Opponent	Score	RPI S	Opponent	Score	RPI S	Opponent	Score	Team's RPI: 292
						69 H	Troy	69 79	124 H	Louisiana	83 67	
						99 N	Kent St.	48 62	128 A	Tulane	40 56	
									149 A	Furman	63 78	
									159 H	North Dakota	56 69	
									185 A	Bethune-Cookman	57 75	
									203 A	Little Rock	46 58	
									235 A	Arkansas St.	62 69	
									238 H	South Alabama	65 71	
									242 H	Kennesaw St.	69 95	
									260 A	Ole Miss	66 69	
									264 A	Winthrop	91 47	
									297 A	Wofford	70 57	
									307 N	St. Francis Brooklyn	78 47	
									322 A	Mercer	52 62	
									347 H	La.-Monroe	64 47	
LAST 10 Division I												
238 H	South Alabama	65 71	347 H	La.-Monroe	64 47							
69 H	Troy	69 79	128 A	Tulane	40 56							
235 A	Arkansas St.	62 69	307 N	St. Francis Brooklyn	78 47							
203 A	Little Rock	46 58	99 N	Kent St.	48 62							
124 H	Louisiana	83 67	260 A	Ole Miss	66 69							

Non-Div I Games:

Ga. Southern

■ Loss, 
 ■ Non-Conf, 
 ■ S Site, 
 ■ H Home 
 ■ A Away 
 N Neutral

Presbyterian

Through Games Of Jan. 18, 2020

Average RPI Win:	279	WON-LOST	WINNING	LAST 10	STRENGTH OF	OPP. STRENGTH	TEAM	ADJ.	CONF.	ADJ CONF.
Average RPI Loss:	195	RECORD	PCT. RANK	GAMES	SCHEDULE	OF SCHEDULE	RPI	RPI	RPI	RPI
DIV. I ONLY	3- 11	306	1-9	196	341	293	293	27	27	
DIV. I NON-CONF.	2- 5	259	0-3	252	274	278	278	27	27	
TOTALS	RPI 1-25	RPI 26-50	W-L RECORDS	RPI 51-100	RPI 101-150	RPI 150+				
3- 11	0- 0	0- 1	OVERALL	0- 0	0- 3	3- 7				
1- 4	0- 0	0- 0	HOME	0- 0	0- 1	1- 3				
2- 7	0- 0	0- 1	AWAY	0- 0	0- 2	2- 4				
0- 0	0- 0	0- 0	NEUTRAL	0- 0	0- 0	0- 0				
2- 5	0- 0	0- 1	NON-CONFERENCE	0- 0	0- 2	2- 2				
1- 1	0- 0	0- 0	HOME	0- 0	0- 0	1- 1				
1- 4	0- 0	0- 1	AWAY	0- 0	0- 2	1- 1				
0- 0	0- 0	0- 0	NEUTRAL	0- 0	0- 0	0- 0				
1- 6	0- 0	0- 0	CONFERENCE	0- 0	0- 1	1- 5				
0- 3	0- 0	0- 0	HOME	0- 0	0- 1	0- 2				
1- 3	0- 0	0- 0	AWAY	0- 0	0- 0	1- 3				
0- 0	0- 0	0- 0	NEUTRAL	0- 0	0- 0	0- 0				

RPI 1-25			RPI 26-50			RPI 51-100			RPI 101+			Team's RPI: 293
RPI	S	Opponent	Score	RPI	S	Opponent	Score	RPI	S	Opponent	Score	
				29	A	West Virginia	40 56					
								126	H	Campbell	47 53	
								129	A	Illinois	52 71	
								136	A	Florida	46 60	
								175	H	Hampton	42 71	
								223	H	UNCW	60 70	
								231	A	UNC Asheville	39 54	
								241	A	Gardner-Webb	56 53	
								247	H	Col. of Charleston	58 54	
								255	A	Radford	42 54	
								264	A	Winthrop	54 61	
								285	H	Longwood	60 71	
								297	A	Wofford	60 67	
								350	A	South Carolina St.	70 49	
LAST 10 Division I												
				126	H	Campbell	47 53	255	A	Radford	42 54	
				241	A	Gardner-Webb	56 53	231	A	UNC Asheville	39 54	
				264	A	Winthrop	54 61	223	H	UNCW	60 70	
				175	H	Hampton	42 71	129	A	Illinois	52 71	
				285	H	Longwood	60 71	297	A	Wofford	60 67	

Non-Div I Games: William Peace 72 35 Brevard 74 45

Presbyterian

Loss, Non-Conf, S Site, H Home A Away N Neutral

Average RPI Win:	214	WON-LOST	WINNING	LAST 10	STRENGTH OF	OPP. STRENGTH	TEAM	ADJ.	CONF.	ADJ CONF.
Average RPI Loss:	192	RECORD	PCT. RANK	GAMES	SCHEDULE	OF SCHEDULE	RPI	RPI	RPI	RPI
DIV. I ONLY	5- 10	257	2-8	251	272	294	294	22	22	
DIV. I NON-CONF.	5- 4	140	2-2	196	255	135	135	22	22	
TOTALS	RPI 1-25	RPI 26-50	W-L RECORDS	RPI 51-100	RPI 101-150	RPI 150+				
5- 10	0- 0	0- 1	OVERALL	0- 1	1- 2	4- 6				
4- 4	0- 0	0- 0	HOME	0- 0	1- 1	3- 3				
1- 6	0- 0	0- 1	AWAY	0- 1	0- 1	1- 3				
0- 0	0- 0	0- 0	NEUTRAL	0- 0	0- 0	0- 0				
5- 4	0- 0	0- 1	NON-CONFERENCE	0- 1	1- 0	4- 2				
4- 0	0- 0	0- 0	HOME	0- 0	1- 0	3- 0				
1- 4	0- 0	0- 1	AWAY	0- 1	0- 0	1- 2				
0- 0	0- 0	0- 0	NEUTRAL	0- 0	0- 0	0- 0				
0- 6	0- 0	0- 0	CONFERENCE	0- 0	0- 2	0- 4				
0- 4	0- 0	0- 0	HOME	0- 0	0- 1	0- 3				
0- 2	0- 0	0- 0	AWAY	0- 0	0- 1	0- 1				
0- 0	0- 0	0- 0	NEUTRAL	0- 0	0- 0	0- 0				

RPI 1-25			RPI 26-50			RPI 51-100			RPI 101+			Team's RPI: 294
RPI	S	Opponent	Score	RPI	S	Opponent	Score	RPI	S	Opponent	Score	
				30	A	TCU	52 79	67	A	Kansas	48 68	
								106	A	Coastal Caro.	67 75	
								120	H	New Orleans	51 49	
								124	H	Louisiana	67 73	
								157	A	Dartmouth	61 51	
								178	H	A&M-Corpus Christi	57 48	
								203	H	Little Rock	66 78	
								235	H	Arkansas St.	53 56	
								243	A	Oral Roberts	57 63	
								273	A	Appalachian St.	65 73	
								290	A	Morgan St.	62 72	
								295	H	UTSA	74 69	
								321	H	Alcorn	67 59	
								347	H	La.-Monroe	55 58	
LAST 10 Division I												
124	H	Louisiana	67 73	203	H	Little Rock	66 78					
347	H	La.-Monroe	55 58	321	H	Alcorn	67 59					
273	A	Appalachian St.	65 73	30	A	TCU	52 79					
106	A	Coastal Caro.	67 75	290	A	Morgan St.	62 72					
235	H	Arkansas St.	53 56	157	A	Dartmouth	61 51					

Non-Div I Games: Texas Lutheran 72 31 Tex. Permian Basin 83 45

Texas St.

## UTSA

Through Games Of Jan. 18, 2020

Average RPI Win: <b>300</b>	WON-LOST	WINNING	LAST 10	STRENGTH OF	OPP. STRENGTH	TEAM	ADJ.	CONF.	ADJ CONF.
Average RPI Loss: <b>188</b>	RECORD	PCT. RANK	GAMES	SCHEDULE	OF SCHEDULE	RPI	RPI	RPI	RPI
DIV. I ONLY	3- 10	301	2-8	202	323	295	295	13	13
DIV. I NON-CONF.	1- 7	321	0-5	238	315	329	329	13	13
-----									
TOTALS	RPI 1-25	RPI 26-50	W-L RECORDS	RPI 51-100	RPI 101-150	RPI 150+			
3- 10	0- 0	0- 0	OVERALL	0- 1	0- 2	3- 7			
2- 2	0- 0	0- 0	HOME	0- 0	0- 1	2- 1			
1- 7	0- 0	0- 0	AWAY	0- 1	0- 0	1- 6			
0- 1	0- 0	0- 0	NEUTRAL	0- 0	0- 1	0- 0			
1- 7	0- 0	0- 0	NON-CONFERENCE	0- 1	0- 2	1- 4			
1- 1	0- 0	0- 0	HOME	0- 0	0- 1	1- 0			
0- 5	0- 0	0- 0	AWAY	0- 1	0- 0	0- 4			
0- 1	0- 0	0- 0	NEUTRAL	0- 0	0- 1	0- 0			
2- 3	0- 0	0- 0	CONFERENCE	0- 0	0- 0	2- 3			
1- 1	0- 0	0- 0	HOME	0- 0	0- 0	1- 1			
1- 2	0- 0	0- 0	AWAY	0- 0	0- 0	1- 2			
0- 0	0- 0	0- 0	NEUTRAL	0- 0	0- 0	0- 0			

RPI 1-25			RPI 26-50			RPI 51-100			RPI 101+			Team's RPI: 295
RPI	S	Opponent	Score	RPI	S	Opponent	Score	RPI	S	Opponent	Score	
						61	A Texas	53	84	110	N Utah	45 91
										144	H Sam Houston St.	77 81
										177	A Southern Miss.	65 82
										179	A Texas Tech	58 115
										187	A Hawaii	50 62
										191	H Fla. Atlantic	53 80
										208	A UTEP	54 94
										261	A Louisiana Tech	82 73
										294	A Texas St.	69 74
										308	H FIU	60 45
										326	A UTRGV	64 75
										331	H Incarnate Word	63 56
-----												
LAST 10 Division I												
208	A	UTEP	54 94	179	A	Texas Tech	58 115					
177	A	Southern Miss.	65 82	144	H	Sam Houston St.	77 81					
261	A	Louisiana Tech	82 73	294	A	Texas St.	69 74					
308	H	FIU	60 45	326	A	UTRGV	64 75					
191	H	Fla. Atlantic	53 80	110	N	Utah	45 91					

Non-Div I Games: Texas Wesleyan 80 78 Southwest (NM) 79 62 Concordia (TX) 73 44

UTSA

Loss, Non-Conf, S Site, H Home A Away N Neutral

Average RPI Win: <b>257</b>	WON-LOST	WINNING	LAST 10	STRENGTH OF	OPP. STRENGTH	TEAM	ADJ.	CONF.	ADJ CONF.
Average RPI Loss: <b>172</b>	RECORD	PCT. RANK	GAMES	SCHEDULE	OF SCHEDULE	RPI	RPI	RPI	RPI
DIV. I ONLY	7- 11	234	3-7	255	266	296	296	20	20
DIV. I NON-CONF.	5- 7	205	1-3	277	301	302	302	19	19
TOTALS	RPI 1-25	RPI 26-50	W-L RECORDS	RPI 51-100	RPI 101-150	RPI 150+			
7- 11	0- 0	0- 2	OVERALL	0- 1	0- 1	7- 7			
7- 4	0- 0	0- 0	HOME	0- 1	0- 0	7- 3			
0- 5	0- 0	0- 2	AWAY	0- 0	0- 0	0- 3			
0- 2	0- 0	0- 0	NEUTRAL	0- 0	0- 1	0- 1			
5- 7	0- 0	0- 1	NON-CONFERENCE	0- 0	0- 1	5- 5			
5- 2	0- 0	0- 0	HOME	0- 0	0- 0	5- 2			
0- 3	0- 0	0- 1	AWAY	0- 0	0- 0	0- 2			
0- 2	0- 0	0- 0	NEUTRAL	0- 0	0- 1	0- 1			
2- 4	0- 0	0- 1	CONFERENCE	0- 1	0- 0	2- 2			
2- 2	0- 0	0- 0	HOME	0- 1	0- 0	2- 1			
0- 2	0- 0	0- 1	AWAY	0- 0	0- 0	0- 1			
0- 0	0- 0	0- 0	NEUTRAL	0- 0	0- 0	0- 0			

RPI S	Opponent	Score	RPI S	Opponent	Score	RPI S	Opponent	Score	RPI S	Opponent	Score
48	A South Dakota	61 <b>104</b>	50	A Colorado	70 <b>96</b>	82	H South Dakota St.	79 <b>86</b>	130	N Western Mich.	70 <b>79</b>
									159	H North Dakota	82 <b>90</b>
									193	A Lamar University	59 <b>71</b>
									194	N Akron	72 <b>88</b>
									195	H Southern Utah	81 73
									200	H Northern Colo.	74 55
									218	A Western Ill.	75 <b>82</b>
									220	H Wyoming	71 57
									228	A UMKC	79 <b>83</b>
									265	H UC Irvine	83 75
									272	H Omaha	66 60
									279	H Alabama A&M	83 <b>86</b>
									305	H North Dakota St.	91 82
									310	H New Mexico St.	75 <b>78</b>
									339	H Cal Poly	96 66
LAST 10 Division I											
272	H Omaha	66 60	305	H North Dakota St.	91 82						
218	A Western Ill.	75 <b>82</b>	130	N Western Mich.	70 <b>79</b>						
82	H South Dakota St.	79 <b>86</b>	194	N Akron	72 <b>88</b>						
48	A South Dakota	61 <b>104</b>	195	H Southern Utah	81 73						
159	H North Dakota	82 <b>90</b>	50	A Colorado	70 <b>96</b>						

Non-Div I Games: Colo. Christian 89 49

Denver



Average RPI Win:	270	WON-LOST	WINNING	LAST 10	STRENGTH OF	OPP. STRENGTH	TEAM	ADJ.	CONF.	ADJ CONF.
Average RPI Loss:	184	RECORD	PCT. RANK	GAMES	SCHEDULE	OF SCHEDULE	RPI	RPI	RPI	RPI
DIV. I ONLY	6- 10	237	4-6	303	242	297	297	23	23	
DIV. I NON-CONF.	4- 8	235	2-4	214	323	293	293	20	20	
TOTALS	RPI 1-25	RPI 26-50	W-L RECORDS	RPI 51-100	RPI 101-150	RPI 150+				
6- 10	0- 0	0- 0	OVERALL	0- 1	0- 3	6- 6				
4- 4	0- 0	0- 0	HOME	0- 0	0- 1	4- 3				
1- 6	0- 0	0- 0	AWAY	0- 1	0- 2	1- 3				
1- 0	0- 0	0- 0	NEUTRAL	0- 0	0- 0	1- 0				
4- 8	0- 0	0- 0	NON-CONFERENCE	0- 1	0- 3	4- 4				
3- 3	0- 0	0- 0	HOME	0- 0	0- 1	3- 2				
0- 5	0- 0	0- 0	AWAY	0- 1	0- 2	0- 2				
1- 0	0- 0	0- 0	NEUTRAL	0- 0	0- 0	1- 0				
2- 2	0- 0	0- 0	CONFERENCE	0- 0	0- 0	2- 2				
1- 1	0- 0	0- 0	HOME	0- 0	0- 0	1- 1				
1- 1	0- 0	0- 0	AWAY	0- 0	0- 0	1- 1				
0- 0	0- 0	0- 0	NEUTRAL	0- 0	0- 0	0- 0				

RPI 1-25			RPI 26-50			RPI 51-100			RPI 101+			Team's RPI: 297
RPI	S	Opponent	Score	RPI	S	Opponent	Score	RPI	S	Opponent	Score	
						67 A Kansas	64 83	106 H Coastal Caro.		73 78		
								133 A Wisconsin		65 78		
								139 A Auburn		82 84		
								160 H Samford		58 74		
								201 A Chattanooga		76 80		
								225 A ETSU		76 47		
								227 A Northern Ky.		72 80		
								231 H UNC Asheville		75 38		
								241 A Gardner-Webb		53 67		
								264 N Winthrop		60 59		
								273 H Appalachian St.		51 54		
								285 H Longwood		79 76		
								292 H Ga. Southern		57 70		
								293 H Presbyterian		67 60		
								322 H Mercer		77 49		
LAST 10 Division I												
225 A		ETSU	76 47	227 A		Northern Ky.	72 80					
201 A		Chattanooga	76 80	231 H		UNC Asheville	75 38					
322 H		Mercer	77 49	273 H		Appalachian St.	51 54					
160 H		Samford	58 74	292 H		Ga. Southern	57 70					
67 A		Kansas	64 83	293 H		Presbyterian	67 60					

Non-Div I Games: Brevard 82 34 Erskine 100 38 UNKNOWN 89 38

Wofford

Loss, Non-Conf, S Site, H Home A Away N Neutral

Average RPI Win:	340	WON-LOST	WINNING	LAST 10	STRENGTH OF	OPP. STRENGTH	TEAM	ADJ.	CONF.	ADJ CONF.
Average RPI Loss:	139	RECORD	PCT. RANK	GAMES	SCHEDULE	OF SCHEDULE	RPI	RPI	RPI	RPI
DIV. I ONLY	1- 12	340	1-9	152	150	298	298	31	31	
DIV. I NON-CONF.	0- 9	338	0-6	19	86	263	263	28	28	
TOTALS	RPI 1-25	RPI 26-50	W-L RECORDS	RPI 51-100	RPI 101-150	RPI 150+				
1- 12	0- 2	0- 1	OVERALL	0- 1	0- 3	1- 5				
0- 3	0- 0	0- 0	HOME	0- 0	0- 1	0- 2				
1- 7	0- 2	0- 1	AWAY	0- 1	0- 2	1- 1				
0- 2	0- 0	0- 0	NEUTRAL	0- 0	0- 0	0- 2				
0- 9	0- 2	0- 1	NON-CONFERENCE	0- 0	0- 3	0- 3				
0- 1	0- 0	0- 0	HOME	0- 0	0- 1	0- 0				
0- 6	0- 2	0- 1	AWAY	0- 0	0- 2	0- 1				
0- 2	0- 0	0- 0	NEUTRAL	0- 0	0- 0	0- 2				
1- 3	0- 0	0- 0	CONFERENCE	0- 1	0- 0	1- 2				
0- 2	0- 0	0- 0	HOME	0- 0	0- 0	0- 2				
1- 1	0- 0	0- 0	AWAY	0- 1	0- 0	1- 0				
0- 0	0- 0	0- 0	NEUTRAL	0- 0	0- 0	0- 0				

RPI 1-25				RPI 26-50				RPI 51-100				RPI 101+ Team's RPI: 298			
RPI	S	Opponent	Score	RPI	S	Opponent	Score	RPI	S	Opponent	Score	RPI	S	Opponent	Score
17	A	Texas A&M	38 80	44	A	Arizona	48 83	92	A	Texas Southern	65 88	122	A	Rice	55 77
23	A	Oklahoma	48 94									133	A	Wisconsin	42 68
												136	H	Florida	44 51
												178	N	A&M-Corpus Christi	52 64
												179	A	Texas Tech	48 82
												189	N	Miami (OH)	52 65
												239	H	Southern U.	48 68
												321	H	Alcorn	63 68
												340	A	Grambling	67 54
LAST 10 Division I															
340	A	Grambling	67 54	179	A	Texas Tech	48 82								
92	A	Texas Southern	65 88	122	A	Rice	55 77								
239	H	Southern U.	48 68	136	H	Florida	44 51								
321	H	Alcorn	63 68	17	A	Texas A&M	38 80								
133	A	Wisconsin	42 68	44	A	Arizona	48 83								

Non-Div I Games:      Huston-Tillotson    79    60                      Wiley                      75    42                      Tex. A&M-Kingsville85    55

Prairie View

Loss, Non-Conf, S Site, H Home A Away N Neutral

Average RPI Win:	251	WON-LOST	WINNING	LAST 10	STRENGTH OF	OPP. STRENGTH	TEAM	ADJ.	CONF.	ADJ CONF.
Average RPI Loss:	184	RECORD	PCT. RANK	GAMES	SCHEDULE	OF SCHEDULE	RPI	RPI	RPI	RPI
DIV. I ONLY	3- 12	310	2-8	244	240	299	299	21	21	
DIV. I NON-CONF.	2- 7	288	1-3	109	217	230	230	17	17	
TOTALS	RPI 1-25	RPI 26-50	W-L RECORDS	RPI 51-100	RPI 101-150	RPI 150+				
3- 12	0- 1	0- 0	OVERALL	0- 1	0- 4	3- 6				
1- 4	0- 0	0- 0	HOME	0- 0	0- 1	1- 3				
2- 8	0- 1	0- 0	AWAY	0- 1	0- 3	2- 3				
0- 0	0- 0	0- 0	NEUTRAL	0- 0	0- 0	0- 0				
2- 7	0- 1	0- 0	NON-CONFERENCE	0- 1	0- 3	2- 2				
1- 1	0- 0	0- 0	HOME	0- 0	0- 1	1- 0				
1- 6	0- 1	0- 0	AWAY	0- 1	0- 2	1- 2				
0- 0	0- 0	0- 0	NEUTRAL	0- 0	0- 0	0- 0				
1- 5	0- 0	0- 0	CONFERENCE	0- 0	0- 1	1- 4				
0- 3	0- 0	0- 0	HOME	0- 0	0- 0	0- 3				
1- 2	0- 0	0- 0	AWAY	0- 0	0- 1	1- 1				
0- 0	0- 0	0- 0	NEUTRAL	0- 0	0- 0	0- 0				

RPI	S	Opponent	Score	RPI	S	Opponent	Score	RPI	S	Opponent	Score	RPI	S	Opponent	Score	Team's RPI: 299
8	A	UCLA	45 85					96	A	Washington	41 94	110	A	Utah	46 75	
												111	A	Pacific	53 76	
												118	A	Idaho	50 70	
												127	H	Portland	59 78	
												200	A	Northern Colo.	65 60	
												208	A	UTEP	51 70	
												209	H	Northern Ariz.	82 88	
												236	A	UC Riverside	64 54	
												278	H	Idaho St.	54 65	
												289	A	Eastern Wash.	53 63	
												310	A	New Mexico St.	47 77	
												317	H	Utah Valley	72 46	
												341	H	Sacramento St.	67 91	
LAST 10 Division I																
278	H	Idaho St.	54 65	289	A	Eastern Wash.	53 63									
341	H	Sacramento St.	67 91	110	A	Utah	46 75									
200	A	Northern Colo.	65 60	317	H	Utah Valley	72 46									
209	H	Northern Ariz.	82 88	310	A	New Mexico St.	47 77									
118	A	Idaho	50 70	208	A	UTEP	51 70									

Non-Div I Games:

Weber St.

## Houston Baptist

Through Games Of Jan. 18, 2020

Average RPI Win:	295	WON-LOST	WINNING	LAST 10	STRENGTH OF	OPP. STRENGTH	TEAM	ADJ.	CONF.	ADJ CONF.
Average RPI Loss:	181	RECORD	PCT. RANK	GAMES	SCHEDULE	OF SCHEDULE	RPI	RPI	RPI	RPI
DIV. I ONLY	2- 11	323	1-9	212	317	300	300	25	25	
DIV. I NON-CONF.	2- 5	259	1-3	127	279	187	187	23	23	
TOTALS	RPI 1-25	RPI 26-50	W-L RECORDS	RPI 51-100	RPI 101-150	RPI 150+				
2- 11	0- 1	0- 0	OVERALL	0- 0	0- 4	2- 6				
0- 4	0- 0	0- 0	HOME	0- 0	0- 2	0- 2				
2- 7	0- 1	0- 0	AWAY	0- 0	0- 2	2- 4				
0- 0	0- 0	0- 0	NEUTRAL	0- 0	0- 0	0- 0				
2- 5	0- 1	0- 0	NON-CONFERENCE	0- 0	0- 2	2- 2				
0- 1	0- 0	0- 0	HOME	0- 0	0- 0	0- 1				
2- 4	0- 1	0- 0	AWAY	0- 0	0- 2	2- 1				
0- 0	0- 0	0- 0	NEUTRAL	0- 0	0- 0	0- 0				
0- 6	0- 0	0- 0	CONFERENCE	0- 0	0- 2	0- 4				
0- 3	0- 0	0- 0	HOME	0- 0	0- 2	0- 1				
0- 3	0- 0	0- 0	AWAY	0- 0	0- 0	0- 3				
0- 0	0- 0	0- 0	NEUTRAL	0- 0	0- 0	0- 0				

RPI S	Opponent	Score	RPI S	Opponent	Score	RPI S	Opponent	Score	RPI S	Opponent	Score	Team's RPI: 300
12	A Baylor	42 112							144	H Sam Houston St.	69 97	
									146	A Houston	60 82	
									147	H SFA	42 59	
									148	A Wichita St.	42 59	
									179	A Texas Tech	51 59	
									193	A Lamar University	53 60	
									209	H Northern Ariz.	62 79	
									221	A Central Ark.	39 63	
									243	A Oral Roberts	74 73	
									250	H Southeastern La.	59 69	
									345	A Northwestern St.	60 69	
									347	A La.-Monroe	72 65	
LAST 10 Division I												
144	H Sam Houston St.	69 97	147	H SFA	42 59							
193	A Lamar University	53 60	179	A Texas Tech	51 59							
345	A Northwestern St.	60 69	347	A La.-Monroe	72 65							
221	A Central Ark.	39 63	209	H Northern Ariz.	62 79							
250	H Southeastern La.	59 69	148	A Wichita St.	42 59							

Non-Div I Games: LSU-Shreveport 67 44 Paul Quinn 63 34

Houston Baptist

Loss, Non-Conf, S Site, H Home A Away N Neutral

Average RPI Win:	313	WON-LOST	WINNING	LAST 10	STRENGTH OF	OPP. STRENGTH	TEAM	ADJ.	CONF.	ADJ CONF.
Average RPI Loss:	124	RECORD	PCT. RANK	GAMES	SCHEDULE	OF SCHEDULE	RPI	RPI	RPI	RPI
DIV. I ONLY	3- 13	314	1-9	188	153	301	301	4	4	
DIV. I NON-CONF.	3- 8	268	1-4	220	264	305	305	3	3	
TOTALS	RPI 1-25	RPI 26-50	W-L RECORDS	RPI 51-100	RPI 101-150	RPI 150+				
3- 13	0- 0	0- 1	OVERALL	0- 4	0- 4	3- 4				
2- 6	0- 0	0- 0	HOME	0- 1	0- 3	2- 2				
0- 6	0- 0	0- 1	AWAY	0- 2	0- 1	0- 2				
1- 1	0- 0	0- 0	NEUTRAL	0- 1	0- 0	1- 0				
3- 8	0- 0	0- 0	NON-CONFERENCE	0- 3	0- 2	3- 3				
2- 4	0- 0	0- 0	HOME	0- 1	0- 1	2- 2				
0- 3	0- 0	0- 0	AWAY	0- 1	0- 1	0- 1				
1- 1	0- 0	0- 0	NEUTRAL	0- 1	0- 0	1- 0				
0- 5	0- 0	0- 1	CONFERENCE	0- 1	0- 2	0- 1				
0- 2	0- 0	0- 0	HOME	0- 0	0- 2	0- 0				
0- 3	0- 0	0- 1	AWAY	0- 1	0- 0	0- 1				
0- 0	0- 0	0- 0	NEUTRAL	0- 0	0- 0	0- 0				

RPI S	Opponent	Score	RPI S	Opponent	Score	RPI S	Opponent	Score	RPI S	Opponent	Score	Team's RPI: 301
			35 A	Virginia Tech	56 68	63 A	North Carolina	62 70	102 H	Boston College	70 79	
						72 A	UCF	58 74	104 H	Stony Brook	56 59	
						76 N	Ohio	50 72	123 A	Cincinnati	53 69	
						100 H	Duquesne	62 81	125 H	Notre Dame	52 60	
									182 A	Clemson	67 75	
									189 H	Miami (OH)	71 80	
									206 A	Penn St.	73 78	
									234 H	Georgetown	56 66	
									260 N	Ole Miss	58 50	
									334 H	Fairleigh Dickinson	69 60	
									344 H	Central Conn. St.	81 73	
LAST 10 Division I												
			182 A	Clemson	67 75	123 A	Cincinnati	53 69				
			35 A	Virginia Tech	56 68	189 H	Miami (OH)	71 80				
			102 H	Boston College	70 79	104 H	Stony Brook	56 59				
			125 H	Notre Dame	52 60	206 A	Penn St.	73 78				
			63 A	North Carolina	62 70	260 N	Ole Miss	58 50				

Non-Div I Games:

Pittsburgh

■ Loss, 
 ■ Non-Conf, 
 ■ S Site, 
 ■ H Home 
 ■ A Away 
 N Neutral

Average RPI Win:	263	WON-LOST	WINNING	LAST 10	STRENGTH OF	OPP. STRENGTH	TEAM	ADJ.	CONF.	ADJ CONF.
Average RPI Loss:	215	RECORD	PCT. RANK	GAMES	SCHEDULE	OF SCHEDULE	RPI	RPI	RPI	RPI
DIV. I ONLY	6- 10	237	1-9	291	308	302	302	32	32	
DIV. I NON-CONF.	6- 6	164	1-5	261	309	248	248	32	32	
TOTALS	RPI 1-25	RPI 26-50	W-L RECORDS	RPI 51-100	RPI 101-150	RPI 150+				
6- 10	0- 1	0- 0	OVERALL	0- 0	0- 2	6- 7				
5- 3	0- 0	0- 0	HOME	0- 0	0- 1	5- 2				
1- 4	0- 0	0- 0	AWAY	0- 0	0- 0	1- 4				
0- 3	0- 1	0- 0	NEUTRAL	0- 0	0- 1	0- 1				
6- 6	0- 1	0- 0	NON-CONFERENCE	0- 0	0- 1	6- 4				
5- 1	0- 0	0- 0	HOME	0- 0	0- 0	5- 1				
1- 2	0- 0	0- 0	AWAY	0- 0	0- 0	1- 2				
0- 3	0- 1	0- 0	NEUTRAL	0- 0	0- 1	0- 1				
0- 4	0- 0	0- 0	CONFERENCE	0- 0	0- 1	0- 3				
0- 2	0- 0	0- 0	HOME	0- 0	0- 1	0- 1				
0- 2	0- 0	0- 0	AWAY	0- 0	0- 0	0- 2				
0- 0	0- 0	0- 0	NEUTRAL	0- 0	0- 0	0- 0				

RPI 1-25				RPI 26-50				RPI 51-100				RPI 101+ Team's RPI: 302			
RPI	S	Opponent	Score	RPI	S	Opponent	Score	RPI	S	Opponent	Score	RPI	S	Opponent	Score
9	N	Stanford	78 83									140	H	CSU Bakersfield	61 66
												146	N	Houston	75 96
												209	H	Northern Ariz.	98 79
												211	N	Bowling Green	60 98
												222	A	Cal St. Fullerton	93 97
												236	A	UC Riverside	64 80
												248	H	CSUN	64 56
												274	H	Grand Canyon	58 62
												276	H	San Diego St.	68 80
												278	A	Idaho St.	74 68
												279	H	Alabama A&M	60 55
												281	H	UC Santa Barbara	85 81
												282	H	Long Beach St.	79 70
												310	A	New Mexico St.	56 57
												326	A	UTRGV	68 87
LAST 10 Division I															
274	H	Grand Canyon	58 62	278	A	Idaho St.	74 68								
140	H	CSU Bakersfield	61 66	222	A	Cal St. Fullerton	93 97								
326	A	UTRGV	68 87	236	A	UC Riverside	64 80								
310	A	New Mexico St.	56 57	211	N	Bowling Green	60 98								
276	H	San Diego St.	68 80	146	N	Houston	75 96								

Non-Div I Games: Ottawa (AZ) 103 75 LIFE Pacific 93 48

California Baptist

Loss, Non-Conf, S Site, H Home A Away N Neutral

Average RPI Win:	278	WON-LOST	WINNING	LAST 10	STRENGTH OF	OPP. STRENGTH	TEAM	ADJ.	CONF.	ADJ CONF.
Average RPI Loss:	194	RECORD	PCT. RANK	GAMES	SCHEDULE	OF SCHEDULE	RPI	RPI	RPI	RPI
DIV. I ONLY	5- 10	257	3-7	314	295	303	303	18	18	
DIV. I NON-CONF.	2- 7	288	0-4	310	265	337	337	21	21	
TOTALS	RPI 1-25	RPI 26-50	W-L RECORDS	RPI 51-100	RPI 101-150	RPI 150+				
5- 10	0- 0	0- 0	OVERALL	0- 2	0- 2	5- 6				
3- 2	0- 0	0- 0	HOME	0- 0	0- 1	3- 1				
2- 6	0- 0	0- 0	AWAY	0- 2	0- 1	2- 3				
0- 2	0- 0	0- 0	NEUTRAL	0- 0	0- 0	0- 2				
2- 7	0- 0	0- 0	NON-CONFERENCE	0- 2	0- 1	2- 4				
2- 1	0- 0	0- 0	HOME	0- 0	0- 0	2- 1				
0- 4	0- 0	0- 0	AWAY	0- 2	0- 1	0- 1				
0- 2	0- 0	0- 0	NEUTRAL	0- 0	0- 0	0- 2				
3- 3	0- 0	0- 0	CONFERENCE	0- 0	0- 1	3- 2				
1- 1	0- 0	0- 0	HOME	0- 0	0- 1	1- 0				
2- 2	0- 0	0- 0	AWAY	0- 0	0- 0	2- 2				
0- 0	0- 0	0- 0	NEUTRAL	0- 0	0- 0	0- 0				

RPI 1-25			RPI 26-50			RPI 51-100			RPI 101+			Team's RPI: 303
RPI	S	Opponent	Score	RPI	S	Opponent	Score	RPI	S	Opponent	Score	
						53 A Vanderbilt	66 88	139 A Auburn		53 62		
						69 A Troy	64 94	141 H Austin Peay		57 63		
								207 H Murray St.		68 51		
								216 H Jacksonville		40 55		
								227 N Northern Ky.		63 66		
								246 A Eastern Ill.		52 55		
								253 A Eastern Ky.		43 33		
								259 H Lipscomb		65 63		
								266 A Morehead St.		48 67		
								269 N Oakland		55 61		
								313 A Alabama St.		63 68		
								324 A SIUE		53 44		
								349 H Florida A&M		72 67		
LAST 10 Division I												
324 A		SIUE	53 44	266 A		Morehead St.	48 67					
246 A		Eastern Ill.	52 55	139 A		Auburn	53 62					
141 H		Austin Peay	57 63	216 H		Jacksonville	40 55					
207 H		Murray St.	68 51	269 N		Oakland	55 61					
253 A		Eastern Ky.	43 33	227 N		Northern Ky.	63 66					

Non-Div I Games: Clark Atlanta 75 46 Fort Valley St. 87 65

Jacksonville St.

Loss, Non-Conf, S Site, H Home A Away N Neutral

Average RPI Win:	299	WON-LOST	WINNING	LAST 10	STRENGTH OF	OPP. STRENGTH	TEAM	ADJ.	CONF.	ADJ CONF.
Average RPI Loss:	156	RECORD	PCT. RANK	GAMES	SCHEDULE	OF SCHEDULE	RPI	RPI	RPI	RPI
DIV. I ONLY	2- 13	329	2-8	182	256	304	304	25	25	
DIV. I NON-CONF.	1- 6	318	1-1	64	77	246	246	23	23	
TOTALS	RPI 1-25	RPI 26-50	W-L RECORDS	RPI 51-100	RPI 101-150	RPI 150+				
2- 13	0- 1	0- 2	OVERALL	0- 1	0- 3	2- 6				
1- 3	0- 0	0- 0	HOME	0- 0	0- 1	1- 2				
1- 9	0- 1	0- 2	AWAY	0- 0	0- 2	1- 4				
0- 1	0- 0	0- 0	NEUTRAL	0- 1	0- 0	0- 0				
1- 6	0- 1	0- 2	NON-CONFERENCE	0- 1	0- 1	1- 1				
1- 0	0- 0	0- 0	HOME	0- 0	0- 0	1- 0				
0- 5	0- 1	0- 2	AWAY	0- 0	0- 1	0- 1				
0- 1	0- 0	0- 0	NEUTRAL	0- 1	0- 0	0- 0				
1- 7	0- 0	0- 0	CONFERENCE	0- 0	0- 2	1- 5				
0- 3	0- 0	0- 0	HOME	0- 0	0- 1	0- 2				
1- 4	0- 0	0- 0	AWAY	0- 0	0- 1	1- 3				
0- 0	0- 0	0- 0	NEUTRAL	0- 0	0- 0	0- 0				

RPI 1-25				RPI 26-50				RPI 51-100				RPI 101+ Team's RPI: 304			
RPI	S	Opponent	Score	RPI	S	Opponent	Score	RPI	S	Opponent	Score	RPI	S	Opponent	Score
11	A	Indiana	47 111	30	A	TCU	47 72	89	N	North Florida	61 64	114	H	Abilene Christian	84 95
				33	A	LSU	32 63					122	A	Rice	47 71
												144	A	Sam Houston St.	71 87
												178	A	A&M-Corpus Christi	49 55
												193	H	Lamar University	78 84
												216	A	Jacksonville	55 72
												221	H	Central Ark.	46 53
												250	A	Southeastern La.	67 65
												331	A	Incarnate Word	51 53
												345	A	Northwestern St.	54 58
												347	H	La.-Monroe	74 59
LAST 10 Division I															
221	H	Central Ark.	46 53	331	A	Incarnate Word	51 53								
345	A	Northwestern St.	54 58	114	H	Abilene Christian	84 95								
250	A	Southeastern La.	67 65	178	A	A&M-Corpus Christi	49 55								
193	H	Lamar University	78 84	347	H	La.-Monroe	74 59								
144	A	Sam Houston St.	71 87	33	A	LSU	32 63								

Non-Div I Games: Southern-N.O. 94 61 Paul Quinn 101 68

Nicholls St.

Loss, Non-Conf, S Site, H Home A Away N Neutral



Average RPI Win:	284	WON-LOST	WINNING	LAST 10	STRENGTH OF	OPP. STRENGTH	TEAM	ADJ.	CONF.	ADJ CONF.
Average RPI Loss:	149	RECORD	PCT. RANK	GAMES	SCHEDULE	OF SCHEDULE	RPI	RPI	RPI	RPI
DIV. I ONLY	1- 13	341	1-9	143	173	305	305	20	20	
DIV. I NON-CONF.	1- 9	326	1-5	139	141	297	297	19	19	
TOTALS	RPI 1-25	RPI 26-50	W-L RECORDS	RPI 51-100	RPI 101-150	RPI 150+				
1- 13	0- 1	0- 2	OVERALL	0- 2	0- 1	1- 7				
0- 7	0- 0	0- 1	HOME	0- 1	0- 1	0- 4				
1- 6	0- 1	0- 1	AWAY	0- 1	0- 0	1- 3				
0- 0	0- 0	0- 0	NEUTRAL	0- 0	0- 0	0- 0				
1- 9	0- 1	0- 1	NON-CONFERENCE	0- 2	0- 1	1- 4				
0- 5	0- 0	0- 0	HOME	0- 1	0- 1	0- 3				
1- 4	0- 1	0- 1	AWAY	0- 1	0- 0	1- 1				
0- 0	0- 0	0- 0	NEUTRAL	0- 0	0- 0	0- 0				
0- 4	0- 0	0- 1	CONFERENCE	0- 0	0- 0	0- 3				
0- 2	0- 0	0- 1	HOME	0- 0	0- 0	0- 1				
0- 2	0- 0	0- 0	AWAY	0- 0	0- 0	0- 2				
0- 0	0- 0	0- 0	NEUTRAL	0- 0	0- 0	0- 0				

RPI 1-25				RPI 26-50				RPI 51-100				RPI 101+ Team's RPI: 305			
RPI	S	Opponent	Score	RPI	S	Opponent	Score	RPI	S	Opponent	Score	RPI	S	Opponent	Score
22	A	Creighton	59 70	46	A	UNI	63 95	81	A	Bradley	64 70	133	H	Wisconsin	63 64
				48	H	South Dakota	36 80	87	H	Iowa St.	58 86	163	A	Northeastern	61 72
												184	H	Valparaiso	54 66
												190	H	Northern Ill.	68 74
												218	H	Western Ill.	78 79
												220	H	Wyoming	57 66
												243	A	Oral Roberts	62 70
												284	A	New Hampshire	67 61
												296	A	Denver	82 91
LAST 10 Division I															
48	H	South Dakota	36 80	81	A	Bradley	64 70								
243	A	Oral Roberts	62 70	284	A	New Hampshire	67 61								
218	H	Western Ill.	78 79	163	A	Northeastern	61 72								
296	A	Denver	82 91	220	H	Wyoming	57 66								
133	H	Wisconsin	63 64	87	H	Iowa St.	58 86								

Non-Div I Games: Waldorf 92 26 Mayville St. 97 59

North Dakota St.

Average RPI Win:	268	WON-LOST	WINNING	LAST 10	STRENGTH OF	OPP. STRENGTH	TEAM	ADJ.	CONF.	ADJ CONF.
Average RPI Loss:	147	RECORD	PCT. RANK	GAMES	SCHEDULE	OF SCHEDULE	RPI	RPI	RPI	RPI
DIV. I ONLY	2- 13	329	2-8	135	221	306	306	30	30	
DIV. I NON-CONF.	1- 10	329	1-5	131	166	310	310	31	31	
TOTALS	RPI 1-25	RPI 26-50	W-L RECORDS	RPI 51-100	RPI 101-150	RPI 150+				
2- 13	0- 0	0- 2	OVERALL	0- 2	0- 3	2- 6				
2- 5	0- 0	0- 0	HOME	0- 0	0- 2	2- 3				
0- 8	0- 0	0- 2	AWAY	0- 2	0- 1	0- 3				
0- 0	0- 0	0- 0	NEUTRAL	0- 0	0- 0	0- 0				
1- 10	0- 0	0- 2	NON-CONFERENCE	0- 2	0- 2	1- 4				
1- 3	0- 0	0- 0	HOME	0- 0	0- 1	1- 2				
0- 7	0- 0	0- 2	AWAY	0- 2	0- 1	0- 2				
0- 0	0- 0	0- 0	NEUTRAL	0- 0	0- 0	0- 0				
1- 3	0- 0	0- 0	CONFERENCE	0- 0	0- 1	1- 2				
1- 2	0- 0	0- 0	HOME	0- 0	0- 1	1- 1				
0- 1	0- 0	0- 0	AWAY	0- 0	0- 0	0- 1				
0- 0	0- 0	0- 0	NEUTRAL	0- 0	0- 0	0- 0				

RPI S	Opponent	Score	RPI S	Opponent	Score	RPI S	Opponent	Score	RPI S	Opponent	Score	Team's RPI: 306
35	A Virginia Tech	43 86	60	A Charlotte	44 64	103	H N.C. A&T	31 67	116	A UNC Greensboro	48 86	
40	A Old Dominion	39 48	91	A Syracuse	50 65	132	H Richmond	52 64	151	A William & Mary	50 78	
						170	A Norfolk St.	45 68	213	H Mt. St. Mary's	78 76	
						233	H Howard	58 79	234	H Georgetown	39 57	
						258	A East Carolina	42 57	285	H Longwood	62 71	
						323	H N.C. Central	65 63				
LAST 10 Division I												
170	A Norfolk St.	45 68	234	H Georgetown	39 57							
323	H N.C. Central	65 63	285	H Longwood	62 71							
103	H N.C. A&T	31 67	213	H Mt. St. Mary's	78 76							
233	H Howard	58 79	40	A Old Dominion	39 48							
60	A Charlotte	44 64	132	H Richmond	52 64							

Non-Div I Games: Greensboro 65 48 Wesley 75 29

UMES

Loss, Non-Conf, S Site, H Home A Away N Neutral

Average RPI Win:	304	WON-LOST	WINNING	LAST 10	STRENGTH OF	OPP. STRENGTH	TEAM	ADJ.	CONF.	ADJ CONF.
Average RPI Loss:	177	RECORD	PCT. RANK	GAMES	SCHEDULE	OF SCHEDULE	RPI	RPI	RPI	RPI
DIV. I ONLY	4- 11	286	2-8	272	265	307	307	29	29	
DIV. I NON-CONF.	3- 7	252	1-4	200	229	262	262	30	30	
TOTALS	RPI 1-25	RPI 26-50	W-L RECORDS	RPI 51-100	RPI 101-150	RPI 150+				
4- 11	0- 1	0- 1	OVERALL	0- 0	0- 4	4- 5				
3- 2	0- 0	0- 0	HOME	0- 0	0- 1	3- 1				
1- 7	0- 1	0- 1	AWAY	0- 0	0- 2	1- 3				
0- 2	0- 0	0- 0	NEUTRAL	0- 0	0- 1	0- 1				
3- 7	0- 1	0- 1	NON-CONFERENCE	0- 0	0- 3	3- 2				
2- 1	0- 0	0- 0	HOME	0- 0	0- 1	2- 0				
1- 4	0- 1	0- 1	AWAY	0- 0	0- 1	1- 1				
0- 2	0- 0	0- 0	NEUTRAL	0- 0	0- 1	0- 1				
1- 4	0- 0	0- 0	CONFERENCE	0- 0	0- 1	1- 3				
1- 1	0- 0	0- 0	HOME	0- 0	0- 0	1- 1				
0- 3	0- 0	0- 0	AWAY	0- 0	0- 1	0- 2				
0- 0	0- 0	0- 0	NEUTRAL	0- 0	0- 0	0- 0				

RPI 1-25				RPI 26-50				RPI 51-100				RPI 101+ Team's RPI: 307			
RPI	S	Opponent	Score	RPI	S	Opponent	Score	RPI	S	Opponent	Score	RPI	S	Opponent	Score
21	A	Princeton	44 76	37	A	Marquette	71 92					102	A	Boston College	69 106
												104	H	Stony Brook	73 86
												111	N	Pacific	62 71
												138	A	Robert Morris	44 69
												212	A	Saint Francis (PA)	72 82
												267	H	Army West Point	70 64
												270	A	Wagner	66 74
												283	H	Loyola Maryland	89 78
												292	N	Ga. Southern	47 78
												319	A	Albany (NY)	49 41
												325	A	NJIT	69 88
												334	H	Fairleigh Dickinson	57 62
												348	H	LIU Brooklyn	88 63
LAST 10 Division I															
270	A	Wagner	66 74	292	N	Ga. Southern	47 78								
138	A	Robert Morris	44 69	111	N	Pacific	62 71								
212	A	Saint Francis (PA)	72 82	319	A	Albany (NY)	49 41								
348	H	LIU Brooklyn	88 63	21	A	Princeton	44 76								
334	H	Fairleigh Dickinson	57 62	325	A	NJIT	69 88								

Non-Div I Games: East Stroudsburg 84 62

St. Francis Brooklyn

■ Loss, 
 ■ Non-Conf, 
 ■ S Site, 
 ■ H Home 
 ■ A Away 
 N Neutral

Average RPI Win:	307	WON-LOST	WINNING	LAST 10	STRENGTH OF	OPP. STRENGTH	TEAM	ADJ.	CONF.	ADJ CONF.
Average RPI Loss:	171	RECORD	PCT. RANK	GAMES	SCHEDULE	OF SCHEDULE	RPI	RPI	RPI	RPI
DIV. I ONLY	4- 13	295	2-8	246	264	308	308	13	13	
DIV. I NON-CONF.	3- 8	268	1-3	289	318	321	321	13	13	
TOTALS	RPI 1-25	RPI 26-50	W-L RECORDS	RPI 51-100	RPI 101-150	RPI 150+				
4- 13	0- 0	0- 1	OVERALL	0- 2	0- 2	4- 8				
2- 8	0- 0	0- 1	HOME	0- 1	0- 2	2- 4				
2- 5	0- 0	0- 0	AWAY	0- 1	0- 0	2- 4				
0- 0	0- 0	0- 0	NEUTRAL	0- 0	0- 0	0- 0				
3- 8	0- 0	0- 1	NON-CONFERENCE	0- 1	0- 1	3- 5				
1- 7	0- 0	0- 1	HOME	0- 1	0- 1	1- 4				
2- 1	0- 0	0- 0	AWAY	0- 0	0- 0	2- 1				
0- 0	0- 0	0- 0	NEUTRAL	0- 0	0- 0	0- 0				
1- 5	0- 0	0- 0	CONFERENCE	0- 1	0- 1	1- 3				
1- 1	0- 0	0- 0	HOME	0- 0	0- 1	1- 0				
0- 4	0- 0	0- 0	AWAY	0- 1	0- 0	0- 3				
0- 0	0- 0	0- 0	NEUTRAL	0- 0	0- 0	0- 0				

RPI S	Opponent	Score	RPI S	Opponent	Score	RPI S	Opponent	Score	RPI S	Opponent	Score	Team's RPI: 308
			34	H FGCU	54 100	51	A Middle Tenn.	56 72	122	H Rice	47 68	
						89	H North Florida	49 64	141	H Austin Peay	56 58	
									156	A UAB	58 71	
									185	H Bethune-Cookman	60 65	
									208	A UTEP	34 64	
									216	A Jacksonville	52 77	
									227	H Northern Ky.	45 67	
									229	H Brown	57 72	
									249	H North Texas	58 56	
									269	H Oakland	49 58	
									295	A UTSA	45 60	
									316	A Georgia St.	70 63	
									323	A N.C. Central	59 58	
									340	H Grambling	56 55	
LAST 10 Division I												
			51	A Middle Tenn.	56 72	208	A UTEP	34 64				
			156	A UAB	58 71	229	H Brown	57 72				
			122	H Rice	47 68	141	H Austin Peay	56 58				
			249	H North Texas	58 56	340	H Grambling	56 55				
			295	A UTSA	45 60	216	A Jacksonville	52 77				

Non-Div I Games:

FIU

Average RPI Win:	309	WON-LOST	WINNING	LAST 10	STRENGTH OF	OPP. STRENGTH	TEAM	ADJ.	CONF.	ADJ CONF.
Average RPI Loss:	193	RECORD	PCT. RANK	GAMES	SCHEDULE	OF SCHEDULE	RPI	RPI	RPI	RPI
DIV. I ONLY	3- 13	314	2-8	179	349	309	309	24	24	
DIV. I NON-CONF.	2- 7	288	1-2	82	351	284	284	25	25	
TOTALS	RPI 1-25	RPI 26-50	W-L RECORDS	RPI 51-100	RPI 101-150	RPI 150+				
3- 13	0- 0	0- 0	OVERALL	0- 2	0- 3	3- 8				
2- 4	0- 0	0- 0	HOME	0- 0	0- 0	2- 4				
1- 9	0- 0	0- 0	AWAY	0- 2	0- 3	1- 4				
0- 0	0- 0	0- 0	NEUTRAL	0- 0	0- 0	0- 0				
2- 7	0- 0	0- 0	NON-CONFERENCE	0- 1	0- 3	2- 3				
2- 1	0- 0	0- 0	HOME	0- 0	0- 0	2- 1				
0- 6	0- 0	0- 0	AWAY	0- 1	0- 3	0- 2				
0- 0	0- 0	0- 0	NEUTRAL	0- 0	0- 0	0- 0				
1- 6	0- 0	0- 0	CONFERENCE	0- 1	0- 0	1- 5				
0- 3	0- 0	0- 0	HOME	0- 0	0- 0	0- 3				
1- 3	0- 0	0- 0	AWAY	0- 1	0- 0	1- 2				
0- 0	0- 0	0- 0	NEUTRAL	0- 0	0- 0	0- 0				

RPI 1-25			RPI 26-50			RPI 51-100			RPI 101+			Team's RPI: 309
RPI	S	Opponent	Score	RPI	S	Opponent	Score	RPI	S	Opponent	Score	
						88 A Colgate	51 88	119 A Massachusetts		55 61		
						90 A Rider	66 70	121 A Penn		44 92		
								145 A Harvard		51 68		
								191 A Fla. Atlantic		39 83		
								196 H Binghamton		62 89		
								210 H Quinnipiac		52 66		
								215 A Niagara		61 68		
								217 H Manhattan		50 80		
								244 H Fairfield		35 65		
								277 H Sacred Heart		68 57		
								319 H Albany (NY)		52 46		
								330 A Canisius		68 63		
								334 A Fairleigh Dickinson		58 67		
								336 A Saint Peter's		83 87		
LAST 10 Division I												
						90 A Rider	66 70	210 H Quinnipiac		52 66		
						217 H Manhattan	50 80	244 H Fairfield		35 65		
						330 A Canisius	68 63	334 A Fairleigh Dickinson		58 67		
						215 A Niagara	61 68	119 A Massachusetts		55 61		
						336 A Saint Peter's	83 87	319 H Albany (NY)		52 46		

Non-Div I Games:

Siena

■ Loss, 
 ■ Non-Conf, 
 ■ S Site, 
 ■ H Home 
 ■ A Away 
 N Neutral

Average RPI Win:	317	WON-LOST	WINNING	LAST 10	STRENGTH OF	OPP. STRENGTH	TEAM	ADJ.	CONF.	ADJ CONF.
Average RPI Loss:	201	RECORD	PCT. RANK	GAMES	SCHEDULE	OF SCHEDULE	RPI	RPI	RPI	RPI
DIV. I ONLY	5- 12	272	4-6	269	334	310	310	32	32	
DIV. I NON-CONF.	2- 10	313	1-4	186	301	312	312	32	32	
TOTALS	RPI 1-25	RPI 26-50	W-L RECORDS	RPI 51-100	RPI 101-150	RPI 150+				
5- 12	0- 0	0- 1	OVERALL	0- 0	0- 2	5- 9				
3- 6	0- 0	0- 1	HOME	0- 0	0- 0	3- 5				
2- 4	0- 0	0- 0	AWAY	0- 0	0- 1	2- 3				
0- 2	0- 0	0- 0	NEUTRAL	0- 0	0- 1	0- 1				
2- 10	0- 0	0- 1	NON-CONFERENCE	0- 0	0- 2	2- 7				
1- 5	0- 0	0- 1	HOME	0- 0	0- 0	1- 4				
1- 3	0- 0	0- 0	AWAY	0- 0	0- 1	1- 2				
0- 2	0- 0	0- 0	NEUTRAL	0- 0	0- 1	0- 1				
3- 2	0- 0	0- 0	CONFERENCE	0- 0	0- 0	3- 2				
2- 1	0- 0	0- 0	HOME	0- 0	0- 0	2- 1				
1- 1	0- 0	0- 0	AWAY	0- 0	0- 0	1- 1				
0- 0	0- 0	0- 0	NEUTRAL	0- 0	0- 0	0- 0				

RPI 1-25			RPI 26-50			RPI 51-100			RPI 101+			Team's RPI: 310
RPI	S	Opponent	Score	RPI	S	Opponent	Score	RPI	S	Opponent	Score	
				32	H	Arizona St.	47 70					
								114	A	Abilene Christian	54 67	
								130	N	Western Mich.	76 79	
								181	A	New Mexico	53 107	
								181	H	New Mexico	67 86	
								208	A	UTEP	45 65	
								208	H	UTEP	57 63	
								228	A	UMKC	52 56	
								236	H	UC Riverside	58 60	
								263	H	Pepperdine	69 72	
								296	A	Denver	78 75	
								299	H	Weber St.	77 47	
								302	H	California Baptist	57 56	
								316	N	Georgia St.	51 59	
								317	H	Utah Valley	54 58	
								342	H	Seattle U	83 65	
								346	A	Chicago St.	73 60	
LAST 10 Division I												
342	H	Seattle U	83 65	114	A	Abilene Christian	54 67					
317	H	Utah Valley	54 58	32	H	Arizona St.	47 70					
228	A	UMKC	52 56	181	A	New Mexico	53 107					
346	A	Chicago St.	73 60	299	H	Weber St.	77 47					
302	H	California Baptist	57 56	130	N	Western Mich.	76 79					

Non-Div I Games: Western N.M. 75 56

New Mexico St.

■ Loss, 
 ■ Non-Conf, 
 ■ S Site, 
 ■ H Home 
 ■ A Away 
 N Neutral

## Air Force

Through Games Of Jan. 18, 2020

Average RPI Win:	300	WON-LOST	WINNING	LAST 10	STRENGTH OF	OPP. STRENGTH	TEAM	ADJ.	CONF.	ADJ CONF.
Average RPI Loss:	184	RECORD	PCT. RANK	GAMES	SCHEDULE	OF SCHEDULE	RPI	RPI	RPI	RPI
DIV. I ONLY	3- 14	319	2-8	245	254	311	311	17	17	
DIV. I NON-CONF.	1- 9	326	0-3	254	259	334	334	24	24	
TOTALS	RPI 1-25	RPI 26-50	W-L RECORDS	RPI 51-100	RPI 101-150	RPI 150+				
3- 14	0- 0	0- 1	OVERALL	0- 2	0- 1	3- 10				
1- 6	0- 0	0- 0	HOME	0- 0	0- 1	1- 5				
2- 8	0- 0	0- 1	AWAY	0- 2	0- 0	2- 5				
0- 0	0- 0	0- 0	NEUTRAL	0- 0	0- 0	0- 0				
1- 9	0- 0	0- 1	NON-CONFERENCE	0- 1	0- 1	1- 6				
1- 3	0- 0	0- 0	HOME	0- 0	0- 1	1- 2				
0- 6	0- 0	0- 1	AWAY	0- 1	0- 0	0- 4				
0- 0	0- 0	0- 0	NEUTRAL	0- 0	0- 0	0- 0				
2- 5	0- 0	0- 0	CONFERENCE	0- 1	0- 0	2- 4				
0- 3	0- 0	0- 0	HOME	0- 0	0- 0	0- 3				
2- 2	0- 0	0- 0	AWAY	0- 1	0- 0	2- 1				
0- 0	0- 0	0- 0	NEUTRAL	0- 0	0- 0	0- 0				

RPI S	Opponent	Score	RPI S	Opponent	Score	RPI S	Opponent	Score	RPI S	Opponent	Score	Team's RPI: 311
32	A Arizona St.	56 87	73	A Tennessee	54 81	127	H Portland	56 72	153	H San Diego	59 70	
			97	A Boise St.	61 70	181	H New Mexico	53 75	192	H UNLV	60 67	
						200	A Northern Colo.	62 72	220	H Wyoming	63 65	
						222	A Cal St. Fullerton	70 79	257	A Colorado St.	40 60	
						267	H Army West Point	66 68	275	A Navy	59 67	
						282	A Long Beach St.	68 74	286	A Utah St.	62 45	
						288	A Nevada	68 61	325	H NJIT	68 48	
LAST 10 Division I												
257	A Colorado St.	40 60	222	A Cal St. Fullerton	70 79							
97	A Boise St.	61 70	282	A Long Beach St.	68 74							
181	H New Mexico	53 75	288	A Nevada	68 61							
286	A Utah St.	62 45	220	H Wyoming	63 65							
192	H UNLV	60 67	73	A Tennessee	54 81							

Non-Div I Games: Neb. Wesleyan 93 42

Air Force

■ Loss, 
 ■ Non-Conf, 
 ■ S Site, 
 ■ H Home 
 ■ A Away 
 N Neutral

Detroit Mercy

Through Games Of Jan. 18, 2020

Average RPI Win:	263	WON-LOST	WINNING	LAST 10	STRENGTH OF	OPP. STRENGTH	TEAM	ADJ.	CONF.	ADJ CONF.
Average RPI Loss:	171	RECORD	PCT. RANK	GAMES	SCHEDULE	OF SCHEDULE	RPI	RPI	RPI	RPI
DIV. I ONLY	2- 16	338	2-8	168	294	312	312	19	19	
DIV. I NON-CONF.	0- 11	338	0-3	105	281	322	322	18	18	
TOTALS	RPI 1-25	RPI 26-50	W-L RECORDS	RPI 51-100	RPI 101-150	RPI 150+				
2- 16	0- 0	0- 0	OVERALL	0- 2	0- 4	2- 10				
1- 9	0- 0	0- 0	HOME	0- 0	0- 1	1- 8				
1- 5	0- 0	0- 0	AWAY	0- 2	0- 2	1- 1				
0- 2	0- 0	0- 0	NEUTRAL	0- 0	0- 1	0- 1				
0- 11	0- 0	0- 0	NON-CONFERENCE	0- 1	0- 4	0- 6				
0- 5	0- 0	0- 0	HOME	0- 0	0- 1	0- 4				
0- 4	0- 0	0- 0	AWAY	0- 1	0- 2	0- 1				
0- 2	0- 0	0- 0	NEUTRAL	0- 0	0- 1	0- 1				
2- 5	0- 0	0- 0	CONFERENCE	0- 1	0- 0	2- 4				
1- 4	0- 0	0- 0	HOME	0- 0	0- 0	1- 4				
1- 1	0- 0	0- 0	AWAY	0- 1	0- 0	1- 0				
0- 0	0- 0	0- 0	NEUTRAL	0- 0	0- 0	0- 0				

RPI S	Opponent	Score	RPI S	Opponent	Score	RPI S	Opponent	Score	RPI S	Opponent	Score
						54	A IUPUI	45 82	113	H Loyola Chicago	60 89
						98	A Michigan St.	52 110	117	A Butler	60 82
									130	A Western Mich.	67 82
									142	N Tennessee Tech	47 69
									161	H Youngstown St.	47 62
									164	H Toledo	64 82
									174	H Eastern Mich.	70 84
									176	H Green Bay	48 65
									184	H Valparaiso	58 77
									188	H Cleveland St.	70 59
									194	H Akron	60 81
									205	A George Mason	62 75
									269	H Oakland	57 71
									277	N Sacred Heart	60 66
									280	H Milwaukee	48 63
									338	A UIC	70 62
LAST 10 Division I											
			161	H Youngstown St.	47 62	338	A UIC	70 62			
			188	H Cleveland St.	70 59	269	H Oakland	57 71			
			176	H Green Bay	48 65	174	H Eastern Mich.	70 84			
			280	H Milwaukee	48 63	164	H Toledo	64 82			
			54	A IUPUI	45 82	184	H Valparaiso	58 77			

Non-Div I Games:

Detroit Mercy

Loss, Non-Conf, S Site, H Home A Away N Neutral



Average RPI Win:	331	WON-LOST	WINNING	LAST 10	STRENGTH OF	OPP. STRENGTH	TEAM	ADJ.	CONF.	ADJ CONF.
Average RPI Loss:	157	RECORD	PCT. RANK	GAMES	SCHEDULE	OF SCHEDULE	RPI	RPI	RPI	RPI
DIV. I ONLY	3- 11	306	2-8	280	186	313	313	31	31	
DIV. I NON-CONF.	1- 8	322	0-5	92	74	287	287	28	28	
TOTALS	RPI 1-25	RPI 26-50	W-L RECORDS	RPI 51-100	RPI 101-150	RPI 150+				
3- 11	0- 2	0- 0	OVERALL	0- 1	0- 1	3- 7				
2- 3	0- 0	0- 0	HOME	0- 0	0- 0	2- 3				
1- 7	0- 2	0- 0	AWAY	0- 1	0- 1	1- 3				
0- 1	0- 0	0- 0	NEUTRAL	0- 0	0- 0	0- 1				
1- 8	0- 2	0- 0	NON-CONFERENCE	0- 1	0- 1	1- 4				
1- 2	0- 0	0- 0	HOME	0- 0	0- 0	1- 2				
0- 6	0- 2	0- 0	AWAY	0- 1	0- 1	0- 2				
0- 0	0- 0	0- 0	NEUTRAL	0- 0	0- 0	0- 0				
2- 3	0- 0	0- 0	CONFERENCE	0- 0	0- 0	2- 3				
1- 1	0- 0	0- 0	HOME	0- 0	0- 0	1- 1				
1- 1	0- 0	0- 0	AWAY	0- 0	0- 0	1- 1				
0- 1	0- 0	0- 0	NEUTRAL	0- 0	0- 0	0- 1				

RPI 1-25				RPI 26-50				RPI 51-100				RPI 101+ Team's RPI: 313			
RPI	S	Opponent	Score	RPI	S	Opponent	Score	RPI	S	Opponent	Score	RPI	S	Opponent	Score
2	A	South Carolina	43 103					80	A	South Fla.	29 80	133	A	Wisconsin	67 85
14	A	DePaul	76 105									155	A	Jackson St.	62 94
												160	H	Samford	48 83
												171	H	North Ala.	60 81
												182	A	Clemson	43 76
												260	A	Ole Miss	66 93
												279	N	Alabama A&M	48 75
												291	H	Ark.-Pine Bluff	62 73
												303	H	Jacksonville St.	68 63
												340	A	Grambling	73 59
												351	H	Mississippi Val.	77 64
LAST 10 Division I															
279	N	Alabama A&M	48 75	260	A	Ole Miss	66 93								
291	H	Ark.-Pine Bluff	62 73	171	H	North Ala.	60 81								
351	H	Mississippi Val.	77 64	14	A	DePaul	76 105								
340	A	Grambling	73 59	133	A	Wisconsin	67 85								
155	A	Jackson St.	62 94	80	A	South Fla.	29 80								

Non-Div I Games: Mobile 76 66 Paine 84 58

Alabama St.

■ Loss, 
 ■ Non-Conf, 
 ■ S Site, 
 ■ H Home 
 ■ A Away 
 N Neutral

Average RPI Win:	251	WON-LOST	WINNING	LAST 10	STRENGTH OF	OPP. STRENGTH	TEAM	ADJ.	CONF.	ADJ CONF.
Average RPI Loss:	196	RECORD	PCT. RANK	GAMES	SCHEDULE	OF SCHEDULE	RPI	RPI	RPI	RPI
DIV. I ONLY	3- 12	310	2-8	226	343	314	314	14	14	
DIV. I NON-CONF.	3- 8	268	2-4	265	345	316	316	14	14	
TOTALS	RPI 1-25	RPI 26-50	W-L RECORDS	RPI 51-100	RPI 101-150	RPI 150+				
3- 12	0- 0	0- 0	OVERALL	0- 1	1- 2	2- 9				
2- 4	0- 0	0- 0	HOME	0- 0	1- 1	1- 3				
1- 6	0- 0	0- 0	AWAY	0- 1	0- 0	1- 5				
0- 2	0- 0	0- 0	NEUTRAL	0- 0	0- 1	0- 1				
3- 8	0- 0	0- 0	NON-CONFERENCE	0- 0	1- 2	2- 6				
2- 3	0- 0	0- 0	HOME	0- 0	1- 1	1- 2				
1- 3	0- 0	0- 0	AWAY	0- 0	0- 0	1- 3				
0- 2	0- 0	0- 0	NEUTRAL	0- 0	0- 1	0- 1				
0- 4	0- 0	0- 0	CONFERENCE	0- 1	0- 0	0- 3				
0- 1	0- 0	0- 0	HOME	0- 0	0- 0	0- 1				
0- 3	0- 0	0- 0	AWAY	0- 1	0- 0	0- 2				
0- 0	0- 0	0- 0	NEUTRAL	0- 0	0- 0	0- 0				

RPI 1-25			RPI 26-50			RPI 51-100			RPI 101+			Team's RPI: 314
RPI	S	Opponent	Score	RPI	S	Opponent	Score	RPI	S	Opponent	Score	
						84 A Drexel	54 74	104 H Stony Brook			38 81	
								126 H Campbell			58 55	
								146 N Houston			44 54	
								151 H William & Mary			53 66	
								160 N Samford			45 65	
								163 A Northeastern			51 74	
								188 H Cleveland St.			51 61	
								233 H Howard			64 73	
								244 A Fairfield			64 73	
								256 A Delaware			59 80	
								277 A Sacred Heart			44 71	
								290 H Morgan St.			51 39	
								337 A Hartford			43 41	
								348 A LIU Brooklyn			46 85	
LAST 10 Division I												
151 H William & Mary			53 66	146 N Houston			44 54					
84 A Drexel			54 74	126 H Campbell			58 55					
256 A Delaware			59 80	244 A Fairfield			64 73					
163 A Northeastern			51 74	290 H Morgan St.			51 39					
160 N Samford			45 65	348 A LIU Brooklyn			46 85					

Non-Div I Games:

Hofstra

Average RPI Win:	346	WON-LOST	WINNING	LAST 10	STRENGTH OF	OPP. STRENGTH	TEAM	ADJ.	CONF.	ADJ CONF.
Average RPI Loss:	166	RECORD	PCT. RANK	GAMES	SCHEDULE	OF SCHEDULE	RPI	RPI	RPI	RPI
DIV. I ONLY	2- 12	326	2-8	163	338	315	315	25	25	
DIV. I NON-CONF.	1- 6	318	1-2	157	298	311	311	23	23	
TOTALS	RPI 1-25	RPI 26-50	W-L RECORDS	RPI 51-100	RPI 101-150	RPI 150+				
2- 12	0- 0	0- 1	OVERALL	0- 0	0- 6	2- 5				
2- 3	0- 0	0- 0	HOME	0- 0	0- 2	2- 1				
0- 9	0- 0	0- 1	AWAY	0- 0	0- 4	0- 4				
0- 0	0- 0	0- 0	NEUTRAL	0- 0	0- 0	0- 0				
1- 6	0- 0	0- 1	NON-CONFERENCE	0- 0	0- 2	1- 3				
1- 1	0- 0	0- 0	HOME	0- 0	0- 1	1- 0				
0- 5	0- 0	0- 1	AWAY	0- 0	0- 1	0- 3				
0- 0	0- 0	0- 0	NEUTRAL	0- 0	0- 0	0- 0				
1- 6	0- 0	0- 0	CONFERENCE	0- 0	0- 4	1- 2				
1- 2	0- 0	0- 0	HOME	0- 0	0- 1	1- 1				
0- 4	0- 0	0- 0	AWAY	0- 0	0- 3	0- 1				
0- 0	0- 0	0- 0	NEUTRAL	0- 0	0- 0	0- 0				

RPI S	Opponent	Score	RPI S	Opponent	Score	RPI S	Opponent	Score	RPI S	Opponent	Score	Team's RPI: 315
45	A Arkansas	58	101						114	H Abilene Christian	73	90
									120	A New Orleans	59	78
									122	H Rice	50	81
									124	A Louisiana	55	75
									144	A Sam Houston St.	59	92
									147	A SFA	51	82
									156	A UAB	70	97
									204	A SMU	60	81
									221	H Central Ark.	57	70
									261	A Louisiana Tech	54	79
									331	A Incarnate Word	56	73
									345	H Northwestern St.	61	51
									347	H La.-Monroe	72	69
LAST 10 Division I												
120	A New Orleans	59	78	144	A Sam Houston St.	59	92					
331	A Incarnate Word	56	73	147	A SFA	51	82					
345	H Northwestern St.	61	51	261	A Louisiana Tech	54	79					
114	H Abilene Christian	73	90	347	H La.-Monroe	72	69					
221	H Central Ark.	57	70	122	H Rice	50	81					

Non-Div I Games: Centenary (LA) 116 37 LSU-Shreveport 81 77

McNeese

■ Loss, 
 ■ Non-Conf, S Site, 
 ■ Home 
 ■ Away 
 N Neutral

Average RPI Win:	333	WON-LOST	WINNING	LAST 10	STRENGTH OF	OPP. STRENGTH	TEAM	ADJ.	CONF.	ADJ CONF.
Average RPI Loss:	165	RECORD	PCT. RANK	GAMES	SCHEDULE	OF SCHEDULE	RPI	RPI	RPI	RPI
DIV. I ONLY	4- 13	295	3-7	233	325	316	316	22	22	
DIV. I NON-CONF.	3- 8	268	2-2	208	332	306	306	22	22	
TOTALS	RPI 1-25	RPI 26-50	W-L RECORDS	RPI 51-100	RPI 101-150	RPI 150+				
4- 13	0- 1	0- 1	OVERALL	0- 1	0- 3	4- 7				
3- 7	0- 1	0- 0	HOME	0- 1	0- 1	3- 4				
0- 6	0- 0	0- 1	AWAY	0- 0	0- 2	0- 3				
1- 0	0- 0	0- 0	NEUTRAL	0- 0	0- 0	1- 0				
3- 8	0- 1	0- 1	NON-CONFERENCE	0- 0	0- 2	3- 4				
2- 4	0- 1	0- 0	HOME	0- 0	0- 0	2- 3				
0- 4	0- 0	0- 1	AWAY	0- 0	0- 2	0- 1				
1- 0	0- 0	0- 0	NEUTRAL	0- 0	0- 0	1- 0				
1- 5	0- 0	0- 0	CONFERENCE	0- 1	0- 1	1- 3				
1- 3	0- 0	0- 0	HOME	0- 1	0- 1	1- 1				
0- 2	0- 0	0- 0	AWAY	0- 0	0- 0	0- 2				
0- 0	0- 0	0- 0	NEUTRAL	0- 0	0- 0	0- 0				

RPI 1-25				RPI 26-50				RPI 51-100				RPI 101+ Team's RPI: 316			
RPI	S	Opponent	Score	RPI	S	Opponent	Score	RPI	S	Opponent	Score	RPI	S	Opponent	Score
20	H	Maryland	41 114	27	A	Georgia Tech	28 69	69	H	Troy	57 71	116	A	UNC Greensboro	49 64
												124	H	Louisiana	65 75
												149	A	Furman	55 62
												164	H	Toledo	48 74
												203	A	Little Rock	46 66
												208	A	UTEP	68 71
												235	A	Arkansas St.	68 70
												238	H	South Alabama	64 81
												279	H	Alabama A&M	52 67
												308	H	FIU	63 70
												310	N	New Mexico St.	59 51
												324	H	SIUE	74 73
												347	H	La.-Monroe	68 52
												350	H	South Carolina St.	77 52
LAST 10 Division I															
69	H	Troy	57 71	124	H	Louisiana	65 75								
238	H	South Alabama	64 81	324	H	SIUE	74 73								
203	A	Little Rock	46 66	350	H	South Carolina St.	77 52								
235	A	Arkansas St.	68 70	20	H	Maryland	41 114								
347	H	La.-Monroe	68 52	116	A	UNC Greensboro	49 64								

Non-Div I Games:

Georgia St.

■ Loss, 
 ■ Non-Conf, S Site, 
 ■ Home 
 ■ Away 
 N Neutral

# Utah Valley

Through Games Of Jan. 18, 2020

Average RPI Win:	306	WON-LOST	WINNING	LAST 10	STRENGTH OF	OPP. STRENGTH	TEAM	ADJ.	CONF.	ADJ CONF.
Average RPI Loss:	212	RECORD	PCT. RANK	GAMES	SCHEDULE	OF SCHEDULE	RPI	RPI	RPI	RPI
DIV. I ONLY	6- 9	228	6-4	339	326	317	317	32	32	
DIV. I NON-CONF.	1- 9	326	1-4	321	261	345	345	32	32	
TOTALS	RPI 1-25	RPI 26-50	W-L RECORDS	RPI 51-100	RPI 101-150	RPI 150+				
6- 9	0- 0	0- 0	OVERALL	0- 2	0- 0	6- 7				
4- 4	0- 0	0- 0	HOME	0- 0	0- 0	4- 4				
2- 5	0- 0	0- 0	AWAY	0- 2	0- 0	2- 3				
0- 0	0- 0	0- 0	NEUTRAL	0- 0	0- 0	0- 0				
1- 9	0- 0	0- 0	NON-CONFERENCE	0- 2	0- 0	1- 7				
1- 4	0- 0	0- 0	HOME	0- 0	0- 0	1- 4				
0- 5	0- 0	0- 0	AWAY	0- 2	0- 0	0- 3				
0- 0	0- 0	0- 0	NEUTRAL	0- 0	0- 0	0- 0				
5- 0	0- 0	0- 0	CONFERENCE	0- 0	0- 0	5- 0				
3- 0	0- 0	0- 0	HOME	0- 0	0- 0	3- 0				
2- 0	0- 0	0- 0	AWAY	0- 0	0- 0	2- 0				
0- 0	0- 0	0- 0	NEUTRAL	0- 0	0- 0	0- 0				

RPI S	Opponent	Score	RPI S	Opponent	Score	RPI S	Opponent	Score	RPI S	Opponent	Score
						65	A BYU	57 71	168	H Montana	52 63
						97	A Boise St.	69 77	195	H Southern Utah	58 71
									228	H UMKC	62 41
									236	A UC Riverside	53 67
									278	H Idaho St.	61 88
									281	A UC Santa Barbara	51 59
									286	H Utah St.	57 49
									288	H Nevada	57 60
									299	A Weber St.	46 72
									310	A New Mexico St.	58 54
									326	A UTRGV	76 67
									342	H Seattle U	70 58
									346	H Chicago St.	89 58
LAST 10 Division I											
326	A	UTRGV	76	67	286	H	Utah St.	57	49		
310	A	New Mexico St.	58	54	299	A	Weber St.	46	72		
342	H	Seattle U	70	58	65	A	BYU	57	71		
228	H	UMKC	62	41	168	H	Montana	52	63		
346	H	Chicago St.	89	58	278	H	Idaho St.	61	88		

Non-Div I Games: Antelope Valley 77 61 Ottawa (AZ) 99 50

Utah Valley

Loss, Non-Conf, S Site, H Home A Away N Neutral

Average RPI Win:	308	WON-LOST	WINNING	LAST 10	STRENGTH OF	OPP. STRENGTH	TEAM	ADJ.	CONF.	ADJ CONF.
Average RPI Loss:	192	RECORD	PCT. RANK	GAMES	SCHEDULE	OF SCHEDULE	RPI	RPI	RPI	RPI
DIV. I ONLY	4- 12	291	3-7	292	320	318	318	29	29	
DIV. I NON-CONF.	2- 9	304	1-4	275	278	325	325	30	30	
TOTALS	RPI 1-25	RPI 26-50	W-L RECORDS	RPI 51-100	RPI 101-150	RPI 150+				
4- 12	0- 0	0- 0	OVERALL	0- 1	0- 3	4- 8				
2- 6	0- 0	0- 0	HOME	0- 0	0- 1	2- 5				
2- 6	0- 0	0- 0	AWAY	0- 1	0- 2	2- 3				
0- 0	0- 0	0- 0	NEUTRAL	0- 0	0- 0	0- 0				
2- 9	0- 0	0- 0	NON-CONFERENCE	0- 1	0- 3	2- 5				
1- 4	0- 0	0- 0	HOME	0- 0	0- 1	1- 3				
1- 5	0- 0	0- 0	AWAY	0- 1	0- 2	1- 2				
0- 0	0- 0	0- 0	NEUTRAL	0- 0	0- 0	0- 0				
2- 3	0- 0	0- 0	CONFERENCE	0- 0	0- 0	2- 3				
1- 2	0- 0	0- 0	HOME	0- 0	0- 0	1- 2				
1- 1	0- 0	0- 0	AWAY	0- 0	0- 0	1- 1				
0- 0	0- 0	0- 0	NEUTRAL	0- 0	0- 0	0- 0				

RPI 1-25				RPI 26-50				RPI 51-100				RPI 101+				Team's RPI: 318	
RPI	S	Opponent	Score	RPI	S	Opponent	Score	RPI	S	Opponent	Score	RPI	S	Opponent	Score		
								66	A	Minnesota	56	101	109	H	Providence	32	76
												129	A	Illinois	55	69	
												135	A	Holy Cross	75	87	
												180	A	Merrimack	66	78	
												212	H	Saint Francis (PA)	60	63	
												213	H	Mt. St. Mary's	70	76	
												226	H	UMass Lowell	35	55	
												229	A	Brown	45	44	
												229	H	Brown	50	56	
												251	A	Vermont	66	71	
												267	A	Army West Point	75	81	
												284	H	New Hampshire	56	68	
												319	H	Albany (NY)	68	55	
												334	A	Fairleigh Dickinson	57	45	
												348	H	LIU Brooklyn	57	53	
LAST 10 Division I																	
				348	H	LIU Brooklyn	57	53		267	A	Army West Point	75	81			
				213	H	Mt. St. Mary's	70	76		319	H	Albany (NY)	68	55			
				180	A	Merrimack	66	78		229	H	Brown	50	56			
				334	A	Fairleigh Dickinson	57	45		109	H	Providence	32	76			
				212	H	Saint Francis (PA)	60	63		226	H	UMass Lowell	35	55			

Non-Div I Games:

Bryant

Average RPI Win: 255		WON-LOST	WINNING	LAST 10	STRENGTH OF	OPP. STRENGTH	TEAM	ADJ.	CONF.	ADJ CONF.
Average RPI Loss: 218		RECORD	PCT. RANK	GAMES	SCHEDULE	OF SCHEDULE	RPI	RPI	RPI	RPI
DIV. I ONLY		5- 12	272	3-7	301	329	319	319	28	28
DIV. I NON-CONF.		3- 9	279	1-4	334	296	335	335	29	29
TOTALS	RPI 1-25		RPI 26-50		W-L RECORDS		RPI 51-100		RPI 101-150	RPI 150+
5- 12	0- 0		0- 0		OVERALL		0- 2		0- 2	5- 8
3- 7	0- 0		0- 0		HOME		0- 0		0- 2	3- 5
2- 5	0- 0		0- 0		AWAY		0- 2		0- 0	2- 3
0- 0	0- 0		0- 0		NEUTRAL		0- 0		0- 0	0- 0
3- 9	0- 0		0- 0		NON-CONFERENCE		0- 2		0- 1	3- 6
1- 5	0- 0		0- 0		HOME		0- 0		0- 1	1- 4
2- 4	0- 0		0- 0		AWAY		0- 2		0- 0	2- 2
0- 0	0- 0		0- 0		NEUTRAL		0- 0		0- 0	0- 0
2- 3	0- 0		0- 0		CONFERENCE		0- 0		0- 1	2- 2
2- 2	0- 0		0- 0		HOME		0- 0		0- 1	2- 1
0- 1	0- 0		0- 0		AWAY		0- 0		0- 0	0- 1
0- 0	0- 0		0- 0		NEUTRAL		0- 0		0- 0	0- 0

RPI 1-25				RPI 26-50				RPI 51-100				RPI 101+				Team's RPI: 319	
RPI	S	Opponent	Score	RPI	S	Opponent	Score	RPI	S	Opponent	Score	RPI	S	Opponent	Score		
								79	A	Marist	52 76	104	H	Stony Brook	53 73		
								91	A	Syracuse	53 75	150	H	Cornell	51 71		
												152	H	Columbia	82 78		
												196	H	Binghamton	56 53		
												199	H	Boston U.	58 60		
												240	H	Lafayette	47 54		
												251	H	Vermont	58 49		
												252	A	Maine	49 60		
												284	H	New Hampshire	47 48		
												287	H	Monmouth	41 53		
												307	H	St. Francis Brooklyn	41 49		
												309	A	Siena	46 52		
												318	A	Bryant	55 68		
												330	A	Canisius	70 53		
												344	A	Central Conn. St.	73 63		
EAST 10 Division I																	
				104	H	Stony Brook	53 73	287	H	Monmouth	41 53						
				284	H	New Hampshire	47 48	318	A	Bryant	55 68						
				252	A	Maine	49 60	307	H	St. Francis Brooklyn	41 49						
				196	H	Binghamton	56 53	309	A	Siena	46 52						
				251	H	Vermont	58 49	344	A	Central Conn. St.	73 63						

Non-Div I Games:	FDU-Florham	81	21
------------------	-------------	----	----

Albany (NY)

Loss, Non-Conf, S Site, H Home A Away N Neutral

Average RPI Win:	291	WON-LOST	WINNING	LAST 10	STRENGTH OF	OPP. STRENGTH	TEAM	ADJ.	CONF.	ADJ CONF.
Average RPI Loss:	205	RECORD	PCT. RANK	GAMES	SCHEDULE	OF SCHEDULE	RPI	RPI	RPI	RPI
DIV. I ONLY	3- 12	310	2-8	254	340	320	320	28	28	
DIV. I NON-CONF.	3- 7	252	2-3	315	316	318	318	29	29	
TOTALS	RPI 1-25	RPI 26-50	W-L RECORDS	RPI 51-100	RPI 101-150	RPI 150+				
3- 12	0- 0	0- 0	OVERALL	0- 1	0- 1	3- 10				
2- 3	0- 0	0- 0	HOME	0- 0	0- 0	2- 3				
1- 7	0- 0	0- 0	AWAY	0- 1	0- 1	1- 5				
0- 2	0- 0	0- 0	NEUTRAL	0- 0	0- 0	0- 2				
3- 7	0- 0	0- 0	NON-CONFERENCE	0- 1	0- 0	3- 6				
2- 1	0- 0	0- 0	HOME	0- 0	0- 0	2- 1				
1- 4	0- 0	0- 0	AWAY	0- 1	0- 0	1- 3				
0- 2	0- 0	0- 0	NEUTRAL	0- 0	0- 0	0- 2				
0- 5	0- 0	0- 0	CONFERENCE	0- 0	0- 1	0- 4				
0- 2	0- 0	0- 0	HOME	0- 0	0- 0	0- 2				
0- 3	0- 0	0- 0	AWAY	0- 0	0- 1	0- 2				
0- 0	0- 0	0- 0	NEUTRAL	0- 0	0- 0	0- 0				

RPI 1-25			RPI 26-50			RPI 51-100			RPI 101+			Team's RPI: 320
RPI	S	Opponent	Score	RPI	S	Opponent	Score	RPI	S	Opponent	Score	
						91 A Syracuse	48 82	104 A Stony Brook		45 57		
								151 A William & Mary		48 76		
								196 H Binghamton		43 61		
								198 N La Salle		58 74		
								213 A Mt. St. Mary's		61 71		
								226 A UMass Lowell		64 75		
								233 H Howard		61 72		
								240 A Lafayette		65 58		
								242 N Kennesaw St.		44 59		
								251 A Vermont		58 60		
								270 A Wagner		60 67		
								284 H New Hampshire		63 72		
								290 H Morgan St.		65 63		
								343 H Coppin St.		71 48		
LAST 10 Division I												
284 H New Hampshire			63 72	240 A Lafayette			65 58					
251 A Vermont			58 60	290 H Morgan St.			65 63					
196 H Binghamton			43 61	91 A Syracuse			48 82					
226 A UMass Lowell			64 75	242 N Kennesaw St.			44 59					
104 A Stony Brook			45 57	198 N La Salle			58 74					

Non-Div I Games: Gettysburg 92 50

UMBC

■ Loss, 
 ■ Non-Conf, 
 ■ S Site, 
 ■ H Home 
 ■ A Away 
 N Neutral



Average RPI Win:	334	WON-LOST	WINNING	LAST 10	STRENGTH OF	OPP. STRENGTH	TEAM	ADJ.	CONF.	ADJ CONF.
Average RPI Loss:	192	RECORD	PCT. RANK	GAMES	SCHEDULE	OF SCHEDULE	RPI	RPI	RPI	RPI
DIV. I ONLY	5- 10	257	4-6	349	280	321	321	31	31	
DIV. I NON-CONF.	2- 8	295	1-4	320	299	330	330	28	28	
TOTALS	RPI 1-25	RPI 26-50	W-L RECORDS	RPI 51-100	RPI 101-150	RPI 150+				
5- 10	0- 0	0- 0	OVERALL	0- 1	0- 1	5- 8				
2- 2	0- 0	0- 0	HOME	0- 0	0- 0	2- 2				
3- 6	0- 0	0- 0	AWAY	0- 1	0- 1	3- 4				
0- 2	0- 0	0- 0	NEUTRAL	0- 0	0- 0	0- 2				
2- 8	0- 0	0- 0	NON-CONFERENCE	0- 0	0- 1	2- 7				
1- 1	0- 0	0- 0	HOME	0- 0	0- 0	1- 1				
1- 5	0- 0	0- 0	AWAY	0- 0	0- 1	1- 4				
0- 2	0- 0	0- 0	NEUTRAL	0- 0	0- 0	0- 2				
3- 2	0- 0	0- 0	CONFERENCE	0- 1	0- 0	3- 1				
1- 1	0- 0	0- 0	HOME	0- 0	0- 0	1- 1				
2- 1	0- 0	0- 0	AWAY	0- 1	0- 0	2- 0				
0- 0	0- 0	0- 0	NEUTRAL	0- 0	0- 0	0- 0				

RPI 1-25			RPI 26-50			RPI 51-100			RPI 101+			Team's RPI: 321
RPI	S	Opponent	Score	RPI	S	Opponent	Score	RPI	S	Opponent	Score	
						92 A Texas Southern	70 105					
								147 A SFA			62 67	
								155 H Jackson St.			67 83	
								156 H UAB			65 86	
								172 A Memphis			51 57	
								182 N Clemson			46 77	
								208 A UTEP			47 92	
								249 A North Texas			31 67	
								260 N Ole Miss			55 73	
								294 A Texas St.			59 67	
								298 A Prairie View			68 63	
								333 A Tennessee St.			62 57	
								340 H Grambling			80 54	
								349 H Florida A&M			58 42	
								351 A Mississippi Val.			81 67	
LAST 10 Division I												
						351 A Mississippi Val.	81 67					
						340 H Grambling	80 54					
						155 H Jackson St.	67 83					
						92 A Texas Southern	70 105					
						298 A Prairie View	68 63					
						294 A Texas St.	59 67					
						156 H UAB	65 86					
						349 H Florida A&M	58 42					
						182 N Clemson	46 77					
						260 N Ole Miss	55 73					

Non-Div I Games: Tougaloo 85 61 Louisiana Col. 86 50

Alcorn

Loss, Non-Conf, S Site, H Home A Away N Neutral

Mercer

Through Games Of Jan. 18, 2020

Average RPI Win:	321	WON-LOST	WINNING	LAST 10	STRENGTH OF	OPP. STRENGTH	TEAM	ADJ.	CONF.	ADJ CONF.
Average RPI Loss:	169	RECORD	PCT. RANK	GAMES	SCHEDULE	OF SCHEDULE	RPI	RPI	RPI	RPI
DIV. I ONLY	2- 15	334	1-9	236	249	322	322	23	23	
DIV. I NON-CONF.	2- 12	318	1-6	227	254	315	315	20	20	
TOTALS	RPI 1-25	RPI 26-50	W-L RECORDS	RPI 51-100	RPI 101-150	RPI 150+				
2- 15	0- 0	0- 2	OVERALL	0- 2	0- 2	2- 9				
1- 5	0- 0	0- 1	HOME	0- 0	0- 0	1- 4				
1- 10	0- 0	0- 1	AWAY	0- 2	0- 2	1- 5				
0- 0	0- 0	0- 0	NEUTRAL	0- 0	0- 0	0- 0				
2- 12	0- 0	0- 2	NON-CONFERENCE	0- 2	0- 1	2- 7				
1- 5	0- 0	0- 1	HOME	0- 0	0- 0	1- 4				
1- 7	0- 0	0- 1	AWAY	0- 2	0- 1	1- 3				
0- 0	0- 0	0- 0	NEUTRAL	0- 0	0- 0	0- 0				
0- 3	0- 0	0- 0	CONFERENCE	0- 0	0- 1	0- 2				
0- 0	0- 0	0- 0	HOME	0- 0	0- 0	0- 0				
0- 3	0- 0	0- 0	AWAY	0- 0	0- 1	0- 2				
0- 0	0- 0	0- 0	NEUTRAL	0- 0	0- 0	0- 0				

RPI 1-25			RPI 26-50			RPI 51-100			RPI 101+			Team's RPI: 322			
RPI	S	Opponent	Score	RPI	S	Opponent	Score	RPI	S	Opponent	Score				
				38	H	Western Ky.	62 75	70	A	Alabama	56 111	136	A	Florida	50 71
				47	A	Yale	60 68	74	A	Georgia	60 76	149	A	Furman	49 62
												152	A	Columbia	48 77
												160	A	Samford	64 72
												182	H	Clemson	61 65
												216	H	Jacksonville	83 87
												241	H	Gardner-Webb	62 65
												242	A	Kennesaw St.	64 92
												253	H	Eastern Ky.	60 61
												273	A	Appalachian St.	68 77
												292	H	Ga. Southern	62 52
												297	A	Wofford	49 77
												350	A	South Carolina St.	66 55
LAST 10 Division I															
				160	A	Samford	64 72	216	H	Jacksonville	83 87				
				297	A	Wofford	49 77	241	H	Gardner-Webb	62 65				
				149	A	Furman	49 62	136	A	Florida	50 71				
				152	A	Columbia	48 77	182	H	Clemson	61 65				
				47	A	Yale	60 68	292	H	Ga. Southern	62 52				

Non-Div I Games: LaGrange 74 47

Mercer

Loss, Non-Conf, S Site, H Home A Away N Neutral

# N.C. Central

Through Games Of Jan. 18, 2020

Average RPI Win:	274	WON-LOST	WINNING	LAST 10	STRENGTH OF	OPP. STRENGTH	TEAM	ADJ.	CONF.	ADJ CONF.
Average RPI Loss:	194	RECORD	PCT. RANK	GAMES	SCHEDULE	OF SCHEDULE	RPI	RPI	RPI	RPI
DIV. I ONLY	3- 12	310	2-8	288	252	323	323	30	30	
DIV. I NON-CONF.	2- 9	304	1-5	211	247	304	304	31	31	
TOTALS	RPI 1-25	RPI 26-50	W-L RECORDS	RPI 51-100	RPI 101-150	RPI 150+				
3- 12	0- 1	0- 0	OVERALL	0- 1	1- 2	2- 8				
2- 3	0- 0	0- 0	HOME	0- 0	1- 0	1- 3				
1- 8	0- 1	0- 0	AWAY	0- 1	0- 2	1- 4				
0- 1	0- 0	0- 0	NEUTRAL	0- 0	0- 0	0- 1				
2- 9	0- 1	0- 0	NON-CONFERENCE	0- 1	1- 2	1- 5				
1- 3	0- 0	0- 0	HOME	0- 0	1- 0	0- 3				
1- 5	0- 1	0- 0	AWAY	0- 1	0- 2	1- 1				
0- 1	0- 0	0- 0	NEUTRAL	0- 0	0- 0	0- 1				
1- 3	0- 0	0- 0	CONFERENCE	0- 0	0- 0	1- 3				
1- 0	0- 0	0- 0	HOME	0- 0	0- 0	1- 0				
0- 3	0- 0	0- 0	AWAY	0- 0	0- 0	0- 3				
0- 0	0- 0	0- 0	NEUTRAL	0- 0	0- 0	0- 0				

RPI S	Opponent	Score	RPI S	Opponent	Score	RPI S	Opponent	Score	RPI S	Opponent	Score	Team's RPI: 323
6	A Iowa	50 102				63	A North Carolina	53 92	101	A California	69 90	
									126	H Campbell	67 64	
									140	A CSU Bakersfield	71 80	
									185	A Bethune-Cookman	52 73	
									206	N Penn St.	68 92	
									237	H High Point	58 78	
									247	A Col. of Charleston	78 85	
									262	A Delaware St.	54 64	
									264	H Winthrop	46 56	
									306	A UMES	63 65	
									308	H FIU	58 59	
									348	A LIU Brooklyn	61 59	
									349	H Florida A&M	66 57	
LAST 10 Division I												
185	A Bethune-Cookman	52 73	6	A Iowa	50 102							
306	A UMES	63 65	63	A North Carolina	53 92							
262	A Delaware St.	54 64	308	H FIU	58 59							
349	H Florida A&M	66 57	140	A CSU Bakersfield	71 80							
348	A LIU Brooklyn	61 59	206	N Penn St.	68 92							

Non-Div I Games: Washington Adventis83 48 Lincoln (PA) 53 68

N.C. Central

Loss, Non-Conf, S Site, H Home A Away N Neutral



Average RPI Win:	327	WON-LOST	WINNING	LAST 10	STRENGTH OF	OPP. STRENGTH	TEAM	ADJ.	CONF.	ADJ CONF.
Average RPI Loss:	184	RECORD	PCT. RANK	GAMES	SCHEDULE	OF SCHEDULE	RPI	RPI	RPI	RPI
DIV. I ONLY	3- 14	319	2-8	248	336	325	325	16	16	
DIV. I NON-CONF.	3- 10	282	2-4	268	344	319	319	16	16	
TOTALS	RPI 1-25	RPI 26-50	W-L RECORDS	RPI 51-100	RPI 101-150	RPI 150+				
3- 14	0- 0	0- 1	OVERALL	0- 2	0- 3	3- 8				
2- 5	0- 0	0- 0	HOME	0- 1	0- 2	2- 2				
1- 9	0- 0	0- 1	AWAY	0- 1	0- 1	1- 6				
0- 0	0- 0	0- 0	NEUTRAL	0- 0	0- 0	0- 0				
3- 10	0- 0	0- 1	NON-CONFERENCE	0- 1	0- 2	3- 6				
2- 3	0- 0	0- 0	HOME	0- 1	0- 1	2- 1				
1- 7	0- 0	0- 1	AWAY	0- 0	0- 1	1- 5				
0- 0	0- 0	0- 0	NEUTRAL	0- 0	0- 0	0- 0				
0- 4	0- 0	0- 0	CONFERENCE	0- 1	0- 1	0- 2				
0- 2	0- 0	0- 0	HOME	0- 0	0- 1	0- 1				
0- 2	0- 0	0- 0	AWAY	0- 1	0- 0	0- 1				
0- 0	0- 0	0- 0	NEUTRAL	0- 0	0- 0	0- 0				

RPI 1-25				RPI 26-50				RPI 51-100				RPI 101+				Team's RPI: 325	
RPI	S	Opponent	Score	RPI	S	Opponent	Score	RPI	S	Opponent	Score	RPI	S	Opponent	Score		
				50	A	Colorado	57 80	88	H	Colgate	52 79	107	H	Liberty	53 67		
								89	A	North Florida	48 71	121	H	Penn	51 85		
												150	A	Cornell	44 68		
												152	A	Columbia	43 99		
												196	A	Binghamton	40 75		
												216	A	Jacksonville	67 88		
												242	H	Kennesaw St.	64 77		
												251	A	Vermont	59 65		
												270	A	Wagner	59 61		
												307	H	St. Francis Brooklyn	88 69		
												311	A	Air Force	48 68		
												334	H	Fairleigh Dickinson	59 68		
												336	H	Saint Peter's	76 73		
												337	A	Hartford	61 52		
LAST 10 Division I																	
				242	H	Kennesaw St.	64 77	152	A	Columbia	43 99						
				216	A	Jacksonville	67 88	251	A	Vermont	59 65						
				89	A	North Florida	48 71	334	H	Fairleigh Dickinson	59 68						
				107	H	Liberty	53 67	337	A	Hartford	61 52						
				196	A	Binghamton	40 75	336	H	Saint Peter's	76 73						

Non-Div I Games:

NJIT

■ Loss, 
 ■ Non-Conf, 
 ■ S Site, 
 ■ H Home 
 ■ A Away 
 N Neutral

Average RPI Win:	321	WON-LOST	WINNING	LAST 10	STRENGTH OF	OPP. STRENGTH	TEAM	ADJ.	CONF.	ADJ CONF.
Average RPI Loss:	187	RECORD	PCT. RANK	GAMES	SCHEDULE	OF SCHEDULE	RPI	RPI	RPI	RPI
DIV. I ONLY	4- 10	279	3-7	312	310	326	326	32	32	
DIV. I NON-CONF.	1- 8	322	0-5	260	207	331	331	32	32	
TOTALS	RPI 1-25	RPI 26-50	W-L RECORDS	RPI 51-100	RPI 101-150	RPI 150+				
4- 10	0- 0	0- 0	OVERALL	0- 3	0- 0	4- 7				
3- 3	0- 0	0- 0	HOME	0- 1	0- 0	3- 2				
1- 5	0- 0	0- 0	AWAY	0- 2	0- 0	1- 3				
0- 2	0- 0	0- 0	NEUTRAL	0- 0	0- 0	0- 2				
1- 8	0- 0	0- 0	NON-CONFERENCE	0- 3	0- 0	1- 5				
1- 2	0- 0	0- 0	HOME	0- 1	0- 0	1- 1				
0- 4	0- 0	0- 0	AWAY	0- 2	0- 0	0- 2				
0- 2	0- 0	0- 0	NEUTRAL	0- 0	0- 0	0- 2				
3- 2	0- 0	0- 0	CONFERENCE	0- 0	0- 0	3- 2				
2- 1	0- 0	0- 0	HOME	0- 0	0- 0	2- 1				
1- 1	0- 0	0- 0	AWAY	0- 0	0- 0	1- 1				
0- 0	0- 0	0- 0	NEUTRAL	0- 0	0- 0	0- 0				

RPI S	Opponent	Score	RPI S	Opponent	Score	RPI S	Opponent	Score	RPI S	Opponent	Score	Team's RPI: 326
						61	A Texas	69 85	167	A Kansas St.	66 79	
						77	A Southern California	43 80	178	A A&M-Corpus Christi	50 61	
						92	H Texas Southern	44 71	178	H A&M-Corpus Christi	54 59	
									228	A UMKC	56 60	
									282	N Long Beach St.	65 69	
									288	N Nevada	57 62	
									295	H UTSA	75 64	
									302	H California Baptist	87 68	
									317	H Utah Valley	67 76	
									342	H Seattle U	85 81	
									346	A Chicago St.	87 67	
LAST 10 Division I												
			317	H Utah Valley	67 76		167	A Kansas St.	66 79			
			342	H Seattle U	85 81		288	N Nevada	57 62			
			346	A Chicago St.	87 67		282	N Long Beach St.	65 69			
			228	A UMKC	56 60		77	A Southern California	43 80			
			302	H California Baptist	87 68		178	H A&M-Corpus Christi	54 59			

Non-Div I Games: Tex. A&M Int'l 72 56 Tex. A&M-Kingsville 66 45 Texas Lutheran 98 46 Minot St. 75 56

UTRGV

Loss, Non-Conf, S Site, H Home A Away N Neutral

Evansville

Through Games Of Jan. 18, 2020

Average RPI Win:	296	WON-LOST	WINNING	LAST 10	STRENGTH OF	OPP. STRENGTH	TEAM	ADJ.	CONF.	ADJ CONF.
Average RPI Loss:	171	RECORD	PCT. RANK	GAMES	SCHEDULE	OF SCHEDULE	RPI	RPI	RPI	RPI
DIV. I ONLY	2- 13	329	1-9	221	316	327	327	7	7	
DIV. I NON-CONF.	2- 8	295	1-4	335	331	344	344	7	7	
TOTALS	RPI 1-25	RPI 26-50	W-L RECORDS	RPI 51-100	RPI 101-150	RPI 150+				
2- 13	0- 0	0- 1	OVERALL	0- 2	0- 3	2- 7				
2- 4	0- 0	0- 0	HOME	0- 0	0- 1	2- 3				
0- 9	0- 0	0- 1	AWAY	0- 2	0- 2	0- 4				
0- 0	0- 0	0- 0	NEUTRAL	0- 0	0- 0	0- 0				
2- 8	0- 0	0- 0	NON-CONFERENCE	0- 0	0- 2	2- 6				
2- 2	0- 0	0- 0	HOME	0- 0	0- 0	2- 2				
0- 6	0- 0	0- 0	AWAY	0- 0	0- 2	0- 4				
0- 0	0- 0	0- 0	NEUTRAL	0- 0	0- 0	0- 0				
0- 5	0- 0	0- 1	CONFERENCE	0- 2	0- 1	0- 1				
0- 2	0- 0	0- 0	HOME	0- 0	0- 1	0- 1				
0- 3	0- 0	0- 1	AWAY	0- 2	0- 0	0- 0				
0- 0	0- 0	0- 0	NEUTRAL	0- 0	0- 0	0- 0				

RPI S	Opponent	Score	RPI S	Opponent	Score	RPI S	Opponent	Score	RPI S	Opponent	Score	Team's RPI: 327
46	A UNI	60 76	71	A Illinois St.	58 81	113	H Loyola Chicago	61 71	129	A Illinois	44 59	
			81	A Bradley	51 82	141	A Austin Peay	64 80	166	A Southeast Mo. St.	60 83	
						184	H Valparaiso	66 88	189	A Miami (OH)	64 72	
						207	H Murray St.	59 61	245	H Marshall	66 62	
						246	H Eastern Ill.	44 90	324	A SIUE	74 85	
						329	A Purdue Fort Wayne	64 67	346	H Chicago St.	76 42	
LAST 10 Division I												
46	A UNI	60 76	189	A Miami (OH)	64 72							
184	H Valparaiso	66 88	346	H Chicago St.	76 42							
113	H Loyola Chicago	61 71	129	A Illinois	44 59							
71	A Illinois St.	58 81	329	A Purdue Fort Wayne	64 67							
81	A Bradley	51 82	207	H Murray St.	59 61							

Non-Div I Games: Brescia 77 61

Evansville

Loss, Non-Conf, S Site, H Home A Away N Neutral

Average RPI Win:	335	WON-LOST	WINNING	LAST 10	STRENGTH OF	OPP. STRENGTH	TEAM	ADJ.	CONF.	ADJ CONF.
Average RPI Loss:	178	RECORD	PCT. RANK	GAMES	SCHEDULE	OF SCHEDULE	RPI	RPI	RPI	RPI
DIV. I ONLY	1- 15	346	1-9	151	337	328	328	23	23	
DIV. I NON-CONF.	1- 12	335	1-6	106	346	323	323	20	20	
TOTALS	RPI 1-25	RPI 26-50	W-L RECORDS	RPI 51-100	RPI 101-150	RPI 150+				
1- 15	0- 0	0- 0	OVERALL	0- 2	0- 5	1- 8				
1- 8	0- 0	0- 0	HOME	0- 0	0- 3	1- 5				
0- 7	0- 0	0- 0	AWAY	0- 2	0- 2	0- 3				
0- 0	0- 0	0- 0	NEUTRAL	0- 0	0- 0	0- 0				
1- 12	0- 0	0- 0	NON-CONFERENCE	0- 2	0- 4	1- 6				
1- 6	0- 0	0- 0	HOME	0- 0	0- 3	1- 3				
0- 6	0- 0	0- 0	AWAY	0- 2	0- 1	0- 3				
0- 0	0- 0	0- 0	NEUTRAL	0- 0	0- 0	0- 0				
0- 3	0- 0	0- 0	CONFERENCE	0- 0	0- 1	0- 2				
0- 2	0- 0	0- 0	HOME	0- 0	0- 0	0- 2				
0- 1	0- 0	0- 0	AWAY	0- 0	0- 1	0- 0				
0- 0	0- 0	0- 0	NEUTRAL	0- 0	0- 0	0- 0				

RPI 1-25				RPI 26-50				RPI 51-100				RPI 101+				Team's RPI: 328	
RPI	S	Opponent	Score	RPI	S	Opponent	Score	RPI	S	Opponent	Score	RPI	S	Opponent	Score		
								63	A	North Carolina	55	92	106	H	Coastal Caro.	43	66
								85	A	Davidson	51	101	108	A	Elon	24	68
												116	A	UNC Greensboro	43	54	
												126	H	Campbell	40	61	
												142	H	Tennessee Tech	58	62	
												188	H	Cleveland St.	61	68	
												201	H	Chattanooga	52	59	
												225	H	ETSU	57	62	
												231	H	UNC Asheville	47	64	
												241	A	Gardner-Webb	62	88	
												247	A	Col. of Charleston	62	73	
												264	H	Winthrop	60	63	
												332	A	USC Upstate	62	70	
												335	H	Charleston So.	69	64	
LAST 10 Division I																	
				116	A	UNC Greensboro	43	54	142	H	Tennessee Tech	58	62				
				225	H	ETSU	57	62	188	H	Cleveland St.	61	68				
				201	H	Chattanooga	52	59	335	H	Charleston So.	69	64				
				247	A	Col. of Charleston	62	73	241	A	Gardner-Webb	62	88				
				264	H	Winthrop	60	63	106	H	Coastal Caro.	43	66				

Non-Div I Games: Southern Wesleyan 70 37 UVa-Wise 64 55

Western Caro.

■ Loss, 
 ■ Non-Conf, 
 ■ S Site, 
 ■ H Home 
 ■ A Away 
 N Neutral



Average RPI Win:	333	WON-LOST	WINNING	LAST 10	STRENGTH OF	OPP. STRENGTH	TEAM	ADJ.	CONF.	ADJ CONF.
Average RPI Loss:	169	RECORD	PCT. RANK	GAMES	SCHEDULE	OF SCHEDULE	RPI	RPI	RPI	RPI
DIV. I ONLY	2- 14	333	1-9	210	299	329	329	20	20	
DIV. I NON-CONF.	2- 9	304	1-4	279	314	336	336	19	19	
TOTALS	RPI 1-25	RPI 26-50	W-L RECORDS	RPI 51-100	RPI 101-150	RPI 150+				
2- 14	0- 0	0- 1	OVERALL	0- 3	0- 1	2- 9				
2- 5	0- 0	0- 1	HOME	0- 2	0- 0	2- 2				
0- 6	0- 0	0- 0	AWAY	0- 0	0- 1	0- 5				
0- 3	0- 0	0- 0	NEUTRAL	0- 1	0- 0	0- 2				
2- 9	0- 0	0- 0	NON-CONFERENCE	0- 2	0- 1	2- 6				
2- 2	0- 0	0- 0	HOME	0- 1	0- 0	2- 1				
0- 4	0- 0	0- 0	AWAY	0- 0	0- 1	0- 3				
0- 3	0- 0	0- 0	NEUTRAL	0- 1	0- 0	0- 2				
0- 5	0- 0	0- 1	CONFERENCE	0- 1	0- 0	0- 3				
0- 3	0- 0	0- 1	HOME	0- 1	0- 0	0- 1				
0- 2	0- 0	0- 0	AWAY	0- 0	0- 0	0- 2				
0- 0	0- 0	0- 0	NEUTRAL	0- 0	0- 0	0- 0				

RPI S	Opponent	Score	RPI S	Opponent	Score	RPI S	Opponent	Score	RPI S	Opponent	Score	Team's RPI: 329
48	H South Dakota	41 62	75	H Ball St.	52 83	117	A Butler	58 85	159	A North Dakota	85 91	
			82	H South Dakota St.	69 100	166	H Southeast Mo. St.	48 58	174	A Eastern Mich.	40 64	
			99	N Kent St.	67 75	179	N Texas Tech	48 82	194	A Akron	53 64	
						218	A Western Ill.	68 79	243	H Oral Roberts	73 79	
						287	N Monmouth	46 60	324	A SIUE	53 57	
						327	H Evansville	67 64	327	H Evansville	67 64	
						338	H UIC	61 50				
LAST 10 Division I												
243	H Oral Roberts	73 79	117	A Butler	58 85							
82	H South Dakota St.	69 100	327	H Evansville	67 64							
218	A Western Ill.	68 79	174	A Eastern Mich.	40 64							
159	A North Dakota	85 91	324	A SIUE	53 57							
48	H South Dakota	41 62	287	N Monmouth	46 60							

Non-Div I Games: Heidelberg 82 55 Purdue Northwest 73 50

Purdue Fort Wayne

Loss, Non-Conf, S Site, H Home A Away N Neutral

Average RPI Win:	278	WON-LOST	WINNING	LAST 10	STRENGTH OF	OPP. STRENGTH	TEAM	ADJ.	CONF.	ADJ CONF.
Average RPI Loss:	202	RECORD	PCT. RANK	GAMES	SCHEDULE	OF SCHEDULE	RPI	RPI	RPI	RPI
DIV. I ONLY	2- 13	329	1-9	277	282	330	330	24	24	
DIV. I NON-CONF.	1- 8	322	0-4	280	267	340	340	25	25	
TOTALS	RPI 1-25	RPI 26-50	W-L RECORDS	RPI 51-100	RPI 101-150	RPI 150+				
2- 13	0- 0	0- 0	OVERALL	0- 3	0- 0	2- 10				
1- 4	0- 0	0- 0	HOME	0- 2	0- 0	1- 2				
1- 8	0- 0	0- 0	AWAY	0- 1	0- 0	1- 7				
0- 1	0- 0	0- 0	NEUTRAL	0- 0	0- 0	0- 1				
1- 8	0- 0	0- 0	NON-CONFERENCE	0- 2	0- 0	1- 6				
1- 2	0- 0	0- 0	HOME	0- 1	0- 0	1- 1				
0- 5	0- 0	0- 0	AWAY	0- 1	0- 0	0- 4				
0- 1	0- 0	0- 0	NEUTRAL	0- 0	0- 0	0- 1				
1- 5	0- 0	0- 0	CONFERENCE	0- 1	0- 0	1- 4				
0- 2	0- 0	0- 0	HOME	0- 1	0- 0	0- 1				
1- 3	0- 0	0- 0	AWAY	0- 0	0- 0	1- 3				
0- 0	0- 0	0- 0	NEUTRAL	0- 0	0- 0	0- 0				

RPI 1-25				RPI 26-50				RPI 51-100				RPI 101+				Team's RPI: 330	
RPI	S	Opponent	Score	RPI	S	Opponent	Score	RPI	S	Opponent	Score	RPI	S	Opponent	Score		
								78	A	Buffalo	55	71	161	A	Youngstown St.	59	87
								79	H	Marist	59	90	164	A	Toledo	65	83
								88	H	Colgate	69	90	210	A	Quinnipiac	71	74
												217	A	Manhattan	50	68	
												232	A	Stetson	52	68	
												244	A	Fairfield	70	72	
												251	A	Vermont	53	76	
												268	H	St. Bonaventure	84	82	
												273	N	Appalachian St.	57	74	
												287	A	Monmouth	71	62	
												309	H	Siena	63	68	
												319	H	Albany (NY)	53	70	
LAST 10 Division I																	
210	A	Quinnipiac	71	74	217	A	Manhattan	50	68								
244	A	Fairfield	70	72	164	A	Toledo	65	83								
309	H	Siena	63	68	273	N	Appalachian St.	57	74								
79	H	Marist	59	90	232	A	Stetson	52	68								
287	A	Monmouth	71	62	251	A	Vermont	53	76								

Non-Div I Games:

Canisius

Average RPI Win:	321	WON-LOST	WINNING	LAST 10	STRENGTH OF	OPP. STRENGTH	TEAM	ADJ.	CONF.	ADJ CONF.
Average RPI Loss:	195	RECORD	PCT. RANK	GAMES	SCHEDULE	OF SCHEDULE	RPI	RPI	RPI	RPI
DIV. I ONLY	3- 8	285	3-7	336	245	331	331	25	25	
DIV. I NON-CONF.	0- 5	338	0-4	322	212	348	348	23	23	
TOTALS	RPI 1-25	RPI 26-50	W-L RECORDS	RPI 51-100	RPI 101-150	RPI 150+				
3- 8	0- 0	0- 0	OVERALL	0- 1	0- 2	3- 5				
2- 3	0- 0	0- 0	HOME	0- 0	0- 1	2- 2				
1- 5	0- 0	0- 0	AWAY	0- 1	0- 1	1- 3				
0- 0	0- 0	0- 0	NEUTRAL	0- 0	0- 0	0- 0				
0- 5	0- 0	0- 0	NON-CONFERENCE	0- 1	0- 0	0- 4				
0- 1	0- 0	0- 0	HOME	0- 0	0- 0	0- 1				
0- 4	0- 0	0- 0	AWAY	0- 1	0- 0	0- 3				
0- 0	0- 0	0- 0	NEUTRAL	0- 0	0- 0	0- 0				
3- 3	0- 0	0- 0	CONFERENCE	0- 0	0- 2	3- 1				
2- 2	0- 0	0- 0	HOME	0- 0	0- 1	2- 1				
1- 1	0- 0	0- 0	AWAY	0- 0	0- 1	1- 0				
0- 0	0- 0	0- 0	NEUTRAL	0- 0	0- 0	0- 0				

RPI S	Opponent	Score	RPI S	Opponent	Score	RPI S	Opponent	Score	RPI S	Opponent	Score	Team's RPI: 331
						76	A Ohio	41 78	120	H New Orleans	55 67	
									147	A SFA	45 67	
									167	A Kansas St.	41 85	
									221	H Central Ark.	37 47	
									257	A Colorado St.	47 75	
									276	H San Diego St.	48 57	
									295	A UTSA	56 63	
									304	H Nicholls St.	53 51	
									315	H McNeese	73 56	
									345	A Northwestern St.	69 67	
LAST 10 Division I												
147	A SFA	45 67	276	H San Diego St.	48 57							
315	H McNeese	73 56	221	H Central Ark.	37 47							
120	H New Orleans	55 67	167	A Kansas St.	41 85							
345	A Northwestern St.	69 67	257	A Colorado St.	47 75							
304	H Nicholls St.	53 51	76	A Ohio	41 78							

Non-Div I Games: Schreiner 70 35 Tex. A&M Int'l 55 38 Paul Quinn 79 62 UNKNOWN 74 52 Incarnate Word

## USC Upstate

Through Games Of Jan. 18, 2020

Average RPI Win:	341	WON-LOST	WINNING	LAST 10	STRENGTH OF	OPP. STRENGTH	TEAM	ADJ.	CONF.	ADJ CONF.
Average RPI Loss:	192	RECORD	PCT. RANK	GAMES	SCHEDULE	OF SCHEDULE	RPI	RPI	RPI	RPI
DIV. I ONLY	4- 11	286	2-8	313	327	332	332	27	27	
DIV. I NON-CONF.	3- 4	201	1-1	340	215	307	307	27	27	
TOTALS	RPI 1-25	RPI 26-50	W-L RECORDS	RPI 51-100	RPI 101-150	RPI 150+				
4- 11	0- 1	0- 0	OVERALL	0- 1	0- 1	4- 8				
4- 3	0- 0	0- 0	HOME	0- 0	0- 0	4- 3				
0- 8	0- 1	0- 0	AWAY	0- 1	0- 1	0- 5				
0- 0	0- 0	0- 0	NEUTRAL	0- 0	0- 0	0- 0				
3- 4	0- 1	0- 0	NON-CONFERENCE	0- 1	0- 0	3- 2				
3- 0	0- 0	0- 0	HOME	0- 0	0- 0	3- 0				
0- 4	0- 1	0- 0	AWAY	0- 1	0- 0	0- 2				
0- 0	0- 0	0- 0	NEUTRAL	0- 0	0- 0	0- 0				
1- 7	0- 0	0- 0	CONFERENCE	0- 0	0- 1	1- 6				
1- 3	0- 0	0- 0	HOME	0- 0	0- 0	1- 3				
0- 4	0- 0	0- 0	AWAY	0- 0	0- 1	0- 3				
0- 0	0- 0	0- 0	NEUTRAL	0- 0	0- 0	0- 0				

RPI 1-25				RPI 26-50				RPI 51-100				RPI 101+				Team's RPI: 332
RPI	S	Opponent	Score	RPI	S	Opponent	Score	RPI	S	Opponent	Score	RPI	S	Opponent	Score	
2	A	South Carolina	32 112					74	A	Georgia	53 67	126	A	Campbell	38 50	
												175	A	Hampton	40 60	
												216	A	Jacksonville	43 87	
												231	H	UNC Asheville	48 68	
												237	A	High Point	46 85	
												241	A	Gardner-Webb	53 63	
												258	A	East Carolina	48 69	
												264	H	Winthrop	38 52	
												285	H	Longwood	62 70	
												328	H	Western Caro.	70 62	
												335	H	Charleston So.	70 53	
												349	H	Florida A&M	74 61	
												350	H	South Carolina St.	58 47	
LAST 10 Division I																
241	A	Gardner-Webb	53 63	237	A	High Point	46 85									
175	A	Hampton	40 60	126	A	Campbell	38 50									
285	H	Longwood	62 70	335	H	Charleston So.	70 53									
264	H	Winthrop	38 52	350	H	South Carolina St.	58 47									
231	H	UNC Asheville	48 68	74	A	Georgia	53 67									

Non-Div I Games: Mars Hill 89 31 UNKNOWN 71 49

USC Upstate

Loss, Non-Conf, S Site, H Home A Away N Neutral

## Tennessee St.

Through Games Of Jan. 18, 2020

Average RPI Win:	0	WON-LOST	WINNING	LAST 10	STRENGTH OF	OPP. STRENGTH	TEAM	ADJ.	CONF.	ADJ CONF.
Average RPI Loss:	188	RECORD	PCT. RANK	GAMES	SCHEDULE	OF SCHEDULE	RPI	RPI	RPI	RPI
DIV. I ONLY	0- 14	349	0-10	158	322	333	333	18	18	
DIV. I NON-CONF.	0- 8	338	0-4	73	312	313	313	21	21	
TOTALS	RPI 1-25	RPI 26-50	W-L RECORDS	RPI 51-100	RPI 101-150	RPI 150+				
0- 14	0- 0	0- 1	OVERALL	0- 3	0- 0	0- 10				
0- 9	0- 0	0- 0	HOME	0- 1	0- 0	0- 8				
0- 5	0- 0	0- 1	AWAY	0- 2	0- 0	0- 2				
0- 0	0- 0	0- 0	NEUTRAL	0- 0	0- 0	0- 0				
0- 8	0- 0	0- 1	NON-CONFERENCE	0- 2	0- 0	0- 5				
0- 5	0- 0	0- 0	HOME	0- 1	0- 0	0- 4				
0- 3	0- 0	0- 1	AWAY	0- 1	0- 0	0- 1				
0- 0	0- 0	0- 0	NEUTRAL	0- 0	0- 0	0- 0				
0- 6	0- 0	0- 0	CONFERENCE	0- 1	0- 0	0- 5				
0- 4	0- 0	0- 0	HOME	0- 0	0- 0	0- 4				
0- 2	0- 0	0- 0	AWAY	0- 1	0- 0	0- 1				
0- 0	0- 0	0- 0	NEUTRAL	0- 0	0- 0	0- 0				

RPI S	Opponent	Score	RPI S	Opponent	Score	RPI S	Opponent	Score	RPI S	Opponent	Score	Team's RPI: 333
44	A Arizona	42 77	53	H Vanderbilt	55 106	152	H Columbia	65 75	166	A Southeast Mo. St.	54 83	
			64	A UT Martin	71 88	171	H North Ala.	63 88	238	A South Alabama	48 70	
			73	A Tennessee	43 73	246	H Eastern Ill.	52 73	253	H Eastern Ky.	55 61	
						259	H Lipscomb	64 74	266	H Morehead St.	47 84	
						321	H Alcorn	57 62	324	H SIUE	63 76	
LAST 10 Division I												
253	H Eastern Ky.	55 61	246	H Eastern Ill.	52 73							
266	H Morehead St.	47 84	152	H Columbia	65 75							
166	A Southeast Mo. St.	54 83	44	A Arizona	42 77							
64	A UT Martin	71 88	259	H Lipscomb	64 74							
324	H SIUE	63 76	238	A South Alabama	48 70							

Non-Div I Games: Wilberforce 83 65 Fisk 91 50

Tennessee St.

■ Loss, 
 ■ Non-Conf, 
 ■ S Site, 
 ■ Home 
 ■ A Away 
 N Neutral

<div> <div> <div>Average RPI Win: 294</div> <div>Average RPI Loss: 263</div> </div> <div> <div>WON-LOST</div> <div>RECORD</div> </div> <div> <div>WINNING</div> <div>PCT. RANK</div> </div> <div> <div>LAST 10</div> <div>GAMES</div> </div> </div>				STRENGTH OF SCHEDULE	OPP. STRENGTH OF SCHEDULE	TEAM RPI	ADJ. RPI	CONF. RPI	ADJ CONF. RPI
DIV. I ONLY				351	342	334	334	29	29
DIV. I NON-CONF.				343	338	339	339	30	30
TOTALS	RPI 1-25	RPI 26-50	W-L RECORDS	RPI 51-100	RPI 101-150	RPI 150+			
6- 10	0- 0	0- 0	OVERALL	0- 0	0- 0	6- 10			
3- 5	0- 0	0- 0	HOME	0- 0	0- 0	3- 5			
3- 5	0- 0	0- 0	AWAY	0- 0	0- 0	3- 5			
0- 0	0- 0	0- 0	NEUTRAL	0- 0	0- 0	0- 0			
3- 8	0- 0	0- 0	NON-CONFERENCE	0- 0	0- 0	3- 8			
1- 4	0- 0	0- 0	HOME	0- 0	0- 0	1- 4			
2- 4	0- 0	0- 0	AWAY	0- 0	0- 0	2- 4			
0- 0	0- 0	0- 0	NEUTRAL	0- 0	0- 0	0- 0			
3- 2	0- 0	0- 0	CONFERENCE	0- 0	0- 0	3- 2			
2- 1	0- 0	0- 0	HOME	0- 0	0- 0	2- 1			
1- 1	0- 0	0- 0	AWAY	0- 0	0- 0	1- 1			
0- 0	0- 0	0- 0	NEUTRAL	0- 0	0- 0	0- 0			

RPI 1-25				RPI 26-50				RPI 51-100				RPI 101+ Team's RPI: 334			
RPI	S	Opponent	Score	RPI	S	Opponent	Score	RPI	S	Opponent	Score	RPI	S	Opponent	Score
												196	H	Binghamton	48 60
												212	H	Saint Francis (PA)	56 47
												217	H	Manhattan	61 62
												226	A	UMass Lowell	56 61
												233	A	Howard	56 64
												240	A	Lafayette	29 61
												267	H	Army West Point	68 70
												277	H	Sacred Heart	65 60
												283	H	Loyola Maryland	46 75
												301	A	Pittsburgh	60 69
												307	A	St. Francis Brooklyn	62 57
												309	H	Siena	67 58
												318	H	Bryant	45 57
												325	A	NJIT	68 59
												336	A	Saint Peter's	77 71
												348	A	LIU Brooklyn	63 68
LAST 10 Division I															
				277	H	Sacred Heart	65 60	226	A	UMass Lowell	56 61				
				348	A	LIU Brooklyn	63 68	336	A	Saint Peter's	77 71				
				212	H	Saint Francis (PA)	56 47	309	H	Siena	67 58				
				318	H	Bryant	45 57	325	A	NJIT	68 59				
				307	A	St. Francis Brooklyn	62 57	233	A	Howard	56 64				

Non-Div I Games:

Fairleigh Dickinson

Loss, Non-Conf, S Site, H Home A Away N Neutral

Charleston So.

Through Games Of Jan. 18, 2020

Average RPI Win:	231	WON-LOST	WINNING	LAST 10	STRENGTH OF	OPP. STRENGTH	TEAM	ADJ.	CONF.	ADJ CONF.
Average RPI Loss:	221	RECORD	PCT. RANK	GAMES	SCHEDULE	OF SCHEDULE	RPI	RPI	RPI	RPI
DIV. I ONLY	1- 13	341	1-9	239	347	335	335	27	27	
DIV. I NON-CONF.	0- 7	338	0-3	207	337	341	341	27	27	
TOTALS	RPI 1-25	RPI 26-50	W-L RECORDS	RPI 51-100	RPI 101-150	RPI 150+				
1- 13	0- 1	0- 0	OVERALL	0- 1	0- 0	1- 11				
0- 7	0- 0	0- 0	HOME	0- 0	0- 0	0- 7				
1- 6	0- 1	0- 0	AWAY	0- 1	0- 0	1- 4				
0- 0	0- 0	0- 0	NEUTRAL	0- 0	0- 0	0- 0				
0- 7	0- 1	0- 0	NON-CONFERENCE	0- 1	0- 0	0- 5				
0- 4	0- 0	0- 0	HOME	0- 0	0- 0	0- 4				
0- 3	0- 1	0- 0	AWAY	0- 1	0- 0	0- 1				
0- 0	0- 0	0- 0	NEUTRAL	0- 0	0- 0	0- 0				
1- 6	0- 0	0- 0	CONFERENCE	0- 0	0- 0	1- 6				
0- 3	0- 0	0- 0	HOME	0- 0	0- 0	0- 3				
1- 3	0- 0	0- 0	AWAY	0- 0	0- 0	1- 3				
0- 0	0- 0	0- 0	NEUTRAL	0- 0	0- 0	0- 0				

RPI S	Opponent	Score	RPI S	Opponent	Score	RPI S	Opponent	Score	RPI S	Opponent	Score	Team's RPI: 335
19	A Florida St.	36 88				63	A North Carolina	54 85	159	H North Dakota	57 73	
									175	H Hampton	59 64	
									185	H Bethune-Cookman	41 81	
									231	A UNC Asheville	60 48	
									237	H High Point	70 84	
									241	H Gardner-Webb	52 79	
									247	H Col. of Charleston	70 79	
									255	A Radford	35 72	
									285	A Longwood	64 84	
									328	A Western Caro.	64 69	
									332	A USC Upstate	53 70	
									350	H South Carolina St.	75 81	
LAST 10 Division I												
175	H Hampton	59 64	241	H Gardner-Webb	52 79							
231	A UNC Asheville	60 48	332	A USC Upstate	53 70							
237	H High Point	70 84	247	H Col. of Charleston	70 79							
285	A Longwood	64 84	328	A Western Caro.	64 69							
255	A Radford	35 72	159	H North Dakota	57 73							

Non-Div I Games: Columbia (SC) 76 59 Virginia-Lynchburg 92 55

Charleston So.

Loss, Non-Conf, S Site, H Home A Away N Neutral

## Saint Peter's

Through Games Of Jan. 18, 2020

Average RPI Win:	323	WON-LOST	WINNING	LAST 10	STRENGTH OF	OPP. STRENGTH	TEAM	ADJ.	CONF.	ADJ CONF.
Average RPI Loss:	236	RECORD	PCT. RANK	GAMES	SCHEDULE	OF SCHEDULE	RPI	RPI	RPI	RPI
DIV. I ONLY	4- 10	279	2-8	347	335	336	336	24	24	
DIV. I NON-CONF.	3- 6	235	1-4	349	341	338	338	25	25	
TOTALS	RPI 1-25	RPI 26-50	W-L RECORDS	RPI 51-100	RPI 101-150	RPI 150+				
4- 10	0- 0	0- 0	OVERALL	0- 1	0- 1	4- 8				
2- 4	0- 0	0- 0	HOME	0- 0	0- 1	2- 3				
2- 6	0- 0	0- 0	AWAY	0- 1	0- 0	2- 5				
0- 0	0- 0	0- 0	NEUTRAL	0- 0	0- 0	0- 0				
3- 6	0- 0	0- 0	NON-CONFERENCE	0- 0	0- 1	3- 5				
1- 2	0- 0	0- 0	HOME	0- 0	0- 1	1- 1				
2- 4	0- 0	0- 0	AWAY	0- 0	0- 0	2- 4				
0- 0	0- 0	0- 0	NEUTRAL	0- 0	0- 0	0- 0				
1- 4	0- 0	0- 0	CONFERENCE	0- 1	0- 0	1- 3				
1- 2	0- 0	0- 0	HOME	0- 0	0- 0	1- 2				
0- 2	0- 0	0- 0	AWAY	0- 1	0- 0	0- 1				
0- 0	0- 0	0- 0	NEUTRAL	0- 0	0- 0	0- 0				

RPI 1-25				RPI 26-50				RPI 51-100				RPI 101+				Team's RPI: 336	
RPI	S	Opponent	Score	RPI	S	Opponent	Score	RPI	S	Opponent	Score	RPI	S	Opponent	Score		
								79	A	Marist	76	96	105	H	Lehigh	71	80
													217	H	Manhattan	52	85
													233	A	Howard	80	92
													244	A	Fairfield	48	67
													262	A	Delaware St.	66	89
													270	A	Wagner	89	90
													287	H	Monmouth	67	81
													290	H	Morgan St.	78	77
													309	H	Siena	87	83
													325	A	NJIT	73	76
													334	H	Fairleigh Dickinson	71	77
													343	A	Coppin St.	82	57
													348	A	LIU Brooklyn	89	74
LAST 10 Division I																	
				287	H	Monmouth	67	81		105	H	Lehigh	71	80			
				244	A	Fairfield	48	67		334	H	Fairleigh Dickinson	71	77			
				217	H	Manhattan	52	85		262	A	Delaware St.	66	89			
				309	H	Siena	87	83		325	A	NJIT	73	76			
				79	A	Marist	76	96		290	H	Morgan St.	78	77			

Non-Div I Games:

Saint Peter's

■ Loss, 
 ■ Non-Conf, 
 ■ S Site, 
 ■ H Home 
 ■ A Away 
 N Neutral



## Hartford

Through Games Of Jan. 18, 2020

Average RPI Win:	0	WON-LOST	WINNING	LAST 10	STRENGTH OF	OPP. STRENGTH	TEAM	ADJ.	CONF.	ADJ CONF.
Average RPI Loss:	189	RECORD	PCT. RANK	GAMES	SCHEDULE	OF SCHEDULE	RPI	RPI	RPI	RPI
DIV. I ONLY	0- 18	349	0-10	181	315	337	337	28	28	
DIV. I NON-CONF.	0- 13	338	0-5	177	305	333	333	29	29	
TOTALS	RPI 1-25	RPI 26-50	W-L RECORDS	RPI 51-100	RPI 101-150	RPI 150+				
0- 18	0- 1	0- 0	OVERALL	0- 1	0- 5	0- 11				
0- 8	0- 0	0- 0	HOME	0- 0	0- 1	0- 7				
0- 10	0- 1	0- 0	AWAY	0- 1	0- 4	0- 4				
0- 0	0- 0	0- 0	NEUTRAL	0- 0	0- 0	0- 0				
0- 13	0- 1	0- 0	NON-CONFERENCE	0- 1	0- 4	0- 7				
0- 6	0- 0	0- 0	HOME	0- 0	0- 1	0- 5				
0- 7	0- 1	0- 0	AWAY	0- 1	0- 3	0- 2				
0- 0	0- 0	0- 0	NEUTRAL	0- 0	0- 0	0- 0				
0- 5	0- 0	0- 0	CONFERENCE	0- 0	0- 1	0- 4				
0- 2	0- 0	0- 0	HOME	0- 0	0- 0	0- 2				
0- 3	0- 0	0- 0	AWAY	0- 0	0- 1	0- 2				
0- 0	0- 0	0- 0	NEUTRAL	0- 0	0- 0	0- 0				

RPI 1-25				RPI 26-50				RPI 51-100				RPI 101+ Team's RPI: 337			
RPI	S	Opponent	Score	RPI	S	Opponent	Score	RPI	S	Opponent	Score	RPI	S	Opponent	Score
21	A	Princeton	42 73					98	A	Michigan St.	34 79	104	A	Stony Brook	55 66
												109	H	Providence	57 75
												119	A	Massachusetts	48 74
												121	A	Penn	46 74
												145	A	Harvard	44 53
												151	A	William & Mary	44 61
												162	H	Rhode Island	56 68
												163	A	Northeastern	47 60
												210	H	Quinnipiac	50 87
												226	H	UMass Lowell	63 68
												251	H	Vermont	53 63
												252	A	Maine	73 87
												284	A	New Hampshire	71 72
												314	H	Hofstra	41 43
												325	H	NJIT	52 61
												344	H	Central Conn. St.	54 61
LAST 10 Division I															
251	H	Vermont	53 63	210	H	Quinnipiac	50 87								
104	A	Stony Brook	55 66	344	H	Central Conn. St.	54 61								
226	H	UMass Lowell	63 68	163	A	Northeastern	47 60								
284	A	New Hampshire	71 72	21	A	Princeton	42 73								
252	A	Maine	73 87	325	H	NJIT	52 61								

Non-Div I Games:

Hartford

  Loss, 
  Non-Conf, 
  S Site, 
  H Home 
  A Away 
N Neutral

Average RPI Win:	308	WON-LOST	WINNING	LAST 10	STRENGTH OF	OPP. STRENGTH	TEAM	ADJ.	CONF.	ADJ CONF.
Average RPI Loss:	193	RECORD	PCT. RANK	GAMES	SCHEDULE	OF SCHEDULE	RPI	RPI	RPI	RPI
DIV. I ONLY	2- 16	338	1-9	281	271	338	338	19	19	
DIV. I NON-CONF.	1- 10	329	0-3	282	225	332	332	18	18	
TOTALS	RPI 1-25	RPI 26-50	W-L RECORDS	RPI 51-100	RPI 101-150	RPI 150+				
2- 16	0- 1	0- 0	OVERALL	0- 1	0- 2	2- 12				
1- 8	0- 1	0- 0	HOME	0- 0	0- 2	1- 5				
1- 8	0- 0	0- 0	AWAY	0- 1	0- 0	1- 7				
0- 0	0- 0	0- 0	NEUTRAL	0- 0	0- 0	0- 0				
1- 10	0- 1	0- 0	NON-CONFERENCE	0- 1	0- 1	1- 7				
0- 5	0- 1	0- 0	HOME	0- 0	0- 1	0- 3				
1- 5	0- 0	0- 0	AWAY	0- 1	0- 0	1- 4				
0- 0	0- 0	0- 0	NEUTRAL	0- 0	0- 0	0- 0				
1- 6	0- 0	0- 0	CONFERENCE	0- 0	0- 1	1- 5				
1- 3	0- 0	0- 0	HOME	0- 0	0- 1	1- 2				
0- 3	0- 0	0- 0	AWAY	0- 0	0- 0	0- 3				
0- 0	0- 0	0- 0	NEUTRAL	0- 0	0- 0	0- 0				

RPI 1-25			RPI 26-50			RPI 51-100			RPI 101+ Team's RPI: 338		
RPI	S	Opponent	Score	RPI	S	Opponent	Score	RPI	S	Opponent	Score
19	H	Florida St.	42 86					67	A	Kansas	50 91
								130	H	Western Mich.	52 80
								137	H	Wright St.	43 58
								161	A	Youngstown St.	65 77
								167	A	Kansas St.	40 84
								174	H	Eastern Mich.	59 68
								184	A	Valparaiso	37 63
								188	A	Cleveland St.	44 84
								189	A	Miami (OH)	35 85
								227	H	Northern Ky.	46 88
								246	H	Eastern Ill.	45 80
								269	H	Oakland	70 64
								271	H	Indiana St.	40 61
								280	A	Milwaukee	55 71
								312	H	Detroit Mercy	62 70
								329	A	Purdue Fort Wayne	50 61
								346	A	Chicago St.	73 61
LAST 10 Division I											
280	A	Milwaukee	55 71	161	A	Youngstown St.	65 77				
227	H	Northern Ky.	46 88	188	A	Cleveland St.	44 84				
137	H	Wright St.	43 58	174	H	Eastern Mich.	59 68				
269	H	Oakland	70 64	184	A	Valparaiso	37 63				
312	H	Detroit Mercy	62 70	130	H	Western Mich.	52 80				

Non-Div I Games:

UIC

■ Loss, 
 ■ Non-Conf, 
 S Site, 
 ■ Home 
 ■ Away 
 N Neutral

Average RPI Win:	267	WON-LOST	WINNING	LAST 10	STRENGTH OF	OPP. STRENGTH	TEAM	ADJ.	CONF.	ADJ CONF.
Average RPI Loss:	214	RECORD	PCT. RANK	GAMES	SCHEDULE	OF SCHEDULE	RPI	RPI	RPI	RPI
DIV. I ONLY	2- 11	323	2-8	276	310	339	339	26	26	
DIV. I NON-CONF.	2- 8	295	2-5	218	317	320	320	26	26	
TOTALS	RPI 1-25	RPI 26-50	W-L RECORDS	RPI 51-100	RPI 101-150	RPI 150+				
2- 11	0- 0	0- 2	OVERALL	0- 1	0- 0	2- 8				
2- 4	0- 0	0- 1	HOME	0- 1	0- 0	2- 2				
0- 7	0- 0	0- 1	AWAY	0- 0	0- 0	0- 6				
0- 0	0- 0	0- 0	NEUTRAL	0- 0	0- 0	0- 0				
2- 8	0- 0	0- 2	NON-CONFERENCE	0- 1	0- 0	2- 5				
2- 3	0- 0	0- 1	HOME	0- 1	0- 0	2- 1				
0- 5	0- 0	0- 1	AWAY	0- 0	0- 0	0- 4				
0- 0	0- 0	0- 0	NEUTRAL	0- 0	0- 0	0- 0				
0- 3	0- 0	0- 0	CONFERENCE	0- 0	0- 0	0- 3				
0- 1	0- 0	0- 0	HOME	0- 0	0- 0	0- 1				
0- 2	0- 0	0- 0	AWAY	0- 0	0- 0	0- 2				
0- 0	0- 0	0- 0	NEUTRAL	0- 0	0- 0	0- 0				

RPI	S	Opponent	Score	RPI	S	Opponent	Score	RPI	S	Opponent	Score	RPI	S	Opponent	Score	Team's RPI: 339
32	A	Arizona St.	41 66	94	H	Fresno St.	52 79	169	A	Saint Mary's (CA)	67 84	193	H	Lamar University	57 56	
40	H	Old Dominion	55 61					263	A	Pepperdine	53 63	265	H	UC Irvine	57 68	
								281	A	UC Santa Barbara	50 52	282	A	Long Beach St.	69 72	
								288	A	Nevada	40 71	296	A	Denver	66 96	
								341	H	Sacramento St.	62 43	342	H	Seattle U	49 72	
LAST 10 Division I																
265	H	UC Irvine	57 68	169	A	Saint Mary's (CA)	67 84									
281	A	UC Santa Barbara	50 52	193	H	Lamar University	57 56									
282	A	Long Beach St.	69 72	40	H	Old Dominion	55 61									
288	A	Nevada	40 71	32	A	Arizona St.	41 66									
342	H	Seattle U	49 72	341	H	Sacramento St.	62 43									

Non-Div I Games: Holy Names 100 35

Cal Poly

■ Loss, 
 ■ Non-Conf, 
 ■ S Site, 
 ■ H Home 
 ■ A Away 
 N Neutral

Average RPI Win:	279	WON-LOST	WINNING	LAST 10	STRENGTH OF	OPP. STRENGTH	TEAM	ADJ.	CONF.	ADJ CONF.
Average RPI Loss:	195	RECORD	PCT. RANK	GAMES	SCHEDULE	OF SCHEDULE	RPI	RPI	RPI	RPI
DIV. I ONLY	1- 14	344	1-9	238	293	340	340	31	31	
DIV. I NON-CONF.	0- 10	338	0-5	55	249	301	301	28	28	
TOTALS	RPI 1-25	RPI 26-50	W-L RECORDS	RPI 51-100	RPI 101-150	RPI 150+				
1- 14	0- 2	0- 1	OVERALL	0- 0	0- 3	1- 8				
1- 4	0- 0	0- 0	HOME	0- 0	0- 2	1- 2				
0- 9	0- 2	0- 1	AWAY	0- 0	0- 1	0- 5				
0- 1	0- 0	0- 0	NEUTRAL	0- 0	0- 0	0- 1				
0- 10	0- 2	0- 1	NON-CONFERENCE	0- 0	0- 3	0- 4				
0- 2	0- 0	0- 0	HOME	0- 0	0- 2	0- 0				
0- 7	0- 2	0- 1	AWAY	0- 0	0- 1	0- 3				
0- 1	0- 0	0- 0	NEUTRAL	0- 0	0- 0	0- 1				
1- 4	0- 0	0- 0	CONFERENCE	0- 0	0- 0	1- 4				
1- 2	0- 0	0- 0	HOME	0- 0	0- 0	1- 2				
0- 2	0- 0	0- 0	AWAY	0- 0	0- 0	0- 2				
0- 0	0- 0	0- 0	NEUTRAL	0- 0	0- 0	0- 0				

RPI 1-25				RPI 26-50				RPI 51-100				RPI 101+ Team's RPI: 340			
RPI	S	Opponent	Score	RPI	S	Opponent	Score	RPI	S	Opponent	Score	RPI	S	Opponent	Score
12	A	Baylor	46 120	27	A	Georgia Tech	42 89					112	H	UT Arlington	54 88
18	A	Kentucky	35 81									136	H	Florida	65 72
												148	A	Wichita St.	65 77
												196	N	Binghamton	67 88
												239	A	Southern U.	57 81
												261	A	Louisiana Tech	66 70
												279	H	Alabama A&M	69 59
												298	H	Prairie View	54 67
												308	A	FIU	55 56
												313	H	Alabama St.	59 73
												321	A	Alcorn	54 80
												345	A	Northwestern St.	61 65
LAST 10 Division I															
298	H	Prairie View	54 67	148	A	Wichita St.	65 77								
321	A	Alcorn	54 80	196	N	Binghamton	67 88								
239	A	Southern U.	57 81	308	A	FIU	55 56								
313	H	Alabama St.	59 73	261	A	Louisiana Tech	66 70								
279	H	Alabama A&M	69 59	345	A	Northwestern St.	61 65								

Non-Div I Games: Centenary (LA) 106 42

Grambling

■ Loss, 
 ■ Non-Conf, 
 ■ S Site, 
 ■ H Home 
 ■ A Away 
 N Neutral

Average RPI Win:	247	WON-LOST	WINNING	LAST 10	STRENGTH OF	OPP. STRENGTH	TEAM	ADJ.	CONF.	ADJ CONF.
Average RPI Loss:	215	RECORD	PCT. RANK	GAMES	SCHEDULE	OF SCHEDULE	RPI	RPI	RPI	RPI
DIV. I ONLY	2- 12	326	2-8	317	276	341	341	21	21	
DIV. I NON-CONF.	0- 7	338	0-3	330	285	351	351	17	17	
TOTALS	RPI 1-25	RPI 26-50	W-L RECORDS	RPI 51-100	RPI 101-150	RPI 150+				
2- 12	0- 0	0- 1	OVERALL	0- 0	0- 1	2- 10				
1- 4	0- 0	0- 1	HOME	0- 0	0- 1	1- 2				
1- 8	0- 0	0- 0	AWAY	0- 0	0- 0	1- 8				
0- 0	0- 0	0- 0	NEUTRAL	0- 0	0- 0	0- 0				
0- 7	0- 0	0- 1	NON-CONFERENCE	0- 0	0- 0	0- 6				
0- 1	0- 0	0- 1	HOME	0- 0	0- 0	0- 0				
0- 6	0- 0	0- 0	AWAY	0- 0	0- 0	0- 6				
0- 0	0- 0	0- 0	NEUTRAL	0- 0	0- 0	0- 0				
2- 5	0- 0	0- 0	CONFERENCE	0- 0	0- 1	2- 4				
1- 3	0- 0	0- 0	HOME	0- 0	0- 1	1- 2				
1- 2	0- 0	0- 0	AWAY	0- 0	0- 0	1- 2				
0- 0	0- 0	0- 0	NEUTRAL	0- 0	0- 0	0- 0				

RPI S	Opponent	Score	RPI S	Opponent	Score	RPI S	Opponent	Score	RPI S	Opponent	Score	Team's RPI: 341
			36 H	Ohio St.	74 104				115 H	Montana St.	48 85	
									154 A	San Jose St.	67 73	
									168 H	Montana	60 64	
									195 H	Southern Utah	87 82	
									200 H	Northern Colo.	63 73	
									209 A	Northern Ariz.	107 114	
									224 A	UC Davis	75 77	
									230 A	San Francisco	82 87	
									278 A	Idaho St.	62 80	
									288 A	Nevada	72 83	
									299 A	Weber St.	91 67	
									339 A	Cal Poly	43 62	
									342 A	Seattle U	84 88	
LAST 10 Division I												
195 H	Southern Utah	87 82	168 H	Montana	60 64							
200 H	Northern Colo.	63 73	115 H	Montana St.	48 85							
299 A	Weber St.	91 67	36 H	Ohio St.	74 104							
209 A	Northern Ariz.	107 114	230 A	San Francisco	82 87							
278 A	Idaho St.	62 80	342 A	Seattle U	84 88							

Non-Div I Games: Cal Maritime 86 55 Pacific Union 94 35

Sacramento St.

Loss, Non-Conf, S Site, H Home A Away N Neutral

Average RPI Win:	327	WON-LOST	WINNING	LAST 10	STRENGTH OF	OPP. STRENGTH	TEAM	ADJ.	CONF.	ADJ CONF.
Average RPI Loss:	228	RECORD	PCT. RANK	GAMES	SCHEDULE	OF SCHEDULE	RPI	RPI	RPI	RPI
DIV. I ONLY	4- 11	286	4-6	342	345	342	342	32	32	
DIV. I NON-CONF.	3- 7	252	3-2	312	328	317	317	32	32	
TOTALS	RPI 1-25	RPI 26-50	W-L RECORDS	RPI 51-100	RPI 101-150	RPI 150+				
4- 11	0- 0	0- 0	OVERALL	0- 1	0- 2	4- 8				
3- 3	0- 0	0- 0	HOME	0- 0	0- 2	3- 1				
1- 8	0- 0	0- 0	AWAY	0- 1	0- 0	1- 7				
0- 0	0- 0	0- 0	NEUTRAL	0- 0	0- 0	0- 0				
3- 7	0- 0	0- 0	NON-CONFERENCE	0- 1	0- 2	3- 4				
2- 2	0- 0	0- 0	HOME	0- 0	0- 2	2- 0				
1- 5	0- 0	0- 0	AWAY	0- 1	0- 0	1- 4				
0- 0	0- 0	0- 0	NEUTRAL	0- 0	0- 0	0- 0				
1- 4	0- 0	0- 0	CONFERENCE	0- 0	0- 0	1- 4				
1- 1	0- 0	0- 0	HOME	0- 0	0- 0	1- 1				
0- 3	0- 0	0- 0	AWAY	0- 0	0- 0	0- 3				
0- 0	0- 0	0- 0	NEUTRAL	0- 0	0- 0	0- 0				

RPI 1-25			RPI 26-50			RPI 51-100			RPI 101+			Team's RPI: 342
RPI	S	Opponent	Score	RPI	S	Opponent	Score	RPI	S	Opponent	Score	
						96 A Washington	46 78	115 H Montana St.		65 73		
								118 H Idaho		84 90		
								209 A Northern Ariz.		80 88		
								222 A Cal St. Fullerton		63 81		
								228 H UMKC		65 76		
								278 A Idaho St.		48 73		
								282 H Long Beach St.		66 54		
								286 A Utah St.		63 70		
								310 A New Mexico St.		65 83		
								317 A Utah Valley		58 70		
								326 A UTRGV		81 85		
								339 A Cal Poly		72 49		
								341 H Sacramento St.		88 84		
								346 H Chicago St.		80 51		
LAST 10 Division I												
310 A		New Mexico St.	65 83	222 A		Cal St. Fullerton	63 81					
326 A		UTRGV	81 85	339 A		Cal Poly	72 49					
317 A		Utah Valley	58 70	282 H		Long Beach St.	66 54					
346 H		Chicago St.	80 51	341 H		Sacramento St.	88 84					
228 H		UMKC	65 76	115 H		Montana St.	65 73					

Non-Div I Games: Warner Pacific 89 47 Saint Martin's 91 81 Central Wash. 75 65

Seattle U

Loss, Non-Conf, S Site, H Home A Away N Neutral

Average RPI Win:	0	WON-LOST	WINNING	LAST 10	STRENGTH OF	OPP. STRENGTH	TEAM	ADJ.	CONF.	ADJ CONF.
Average RPI Loss:	177	RECORD	PCT. RANK	GAMES	SCHEDULE	OF SCHEDULE	RPI	RPI	RPI	RPI
DIV. I ONLY	0- 17	349	0-10	215	283	343	343	30	30	
DIV. I NON-CONF.	0- 12	338	0-5	169	204	327	327	31	31	
TOTALS	RPI 1-25	RPI 26-50	W-L RECORDS	RPI 51-100	RPI 101-150	RPI 150+				
0- 17	0- 1	0- 2	OVERALL	0- 2	0- 3	0- 9				
0- 5	0- 0	0- 0	HOME	0- 0	0- 1	0- 4				
0- 12	0- 1	0- 2	AWAY	0- 2	0- 2	0- 5				
0- 0	0- 0	0- 0	NEUTRAL	0- 0	0- 0	0- 0				
0- 12	0- 1	0- 2	NON-CONFERENCE	0- 2	0- 2	0- 5				
0- 2	0- 0	0- 0	HOME	0- 0	0- 0	0- 2				
0- 10	0- 1	0- 2	AWAY	0- 2	0- 2	0- 3				
0- 0	0- 0	0- 0	NEUTRAL	0- 0	0- 0	0- 0				
0- 5	0- 0	0- 0	CONFERENCE	0- 0	0- 1	0- 4				
0- 3	0- 0	0- 0	HOME	0- 0	0- 1	0- 2				
0- 2	0- 0	0- 0	AWAY	0- 0	0- 0	0- 2				
0- 0	0- 0	0- 0	NEUTRAL	0- 0	0- 0	0- 0				

RPI 1-25				RPI 26-50				RPI 51-100				RPI 101+ Team's RPI: 343			
RPI	S	Opponent	Score	RPI	S	Opponent	Score	RPI	S	Opponent	Score	RPI	S	Opponent	Score
25	A	Rutgers	33 107	29	A	West Virginia	47 82	82	A	South Dakota St.	41 94	103	H	N.C. A&T	38 84
				48	A	South Dakota	44 82	95	A	Dayton	48 78	123	A	Cincinnati	40 86
												143	A	George Washington	35 54
												170	H	Norfolk St.	48 85
												185	A	Bethune-Cookman	51 82
												198	A	La Salle	46 79
												215	H	Niagara	67 82
												245	A	Marshall	47 60
												320	A	UMBC	48 71
												336	H	Saint Peter's	57 82
												349	A	Florida A&M	48 58
												350	H	South Carolina St.	60 71
LAST 10 Division I															
103	H	N.C. A&T	38 84	95	A	Dayton	48 78	123	A	Cincinnati	40 86	215	H	Niagara	67 82
349	A	Florida A&M	48 58	48	A	South Dakota	44 82	82	A	South Dakota St.	41 94				
185	A	Bethune-Cookman	51 82												
170	H	Norfolk St.	48 85												
350	H	South Carolina St.	60 71												

Non-Div I Games:

Coppin St.

Average RPI Win:	337	WON-LOST	WINNING	LAST 10	STRENGTH OF	OPP. STRENGTH	TEAM	ADJ.	CONF.	ADJ CONF.
Average RPI Loss:	202	RECORD	PCT. RANK	GAMES	SCHEDULE	OF SCHEDULE	RPI	RPI	RPI	RPI
DIV. I ONLY	1- 16	347	1-9	285	304	344	344	29	29	
DIV. I NON-CONF.	1- 10	329	1-3	269	292	328	328	30	30	
TOTALS	RPI 1-25	RPI 26-50	W-L RECORDS	RPI 51-100	RPI 101-150	RPI 150+				
1- 16	0- 0	0- 1	OVERALL	0- 2	0- 2	1- 11				
0- 6	0- 0	0- 0	HOME	0- 0	0- 1	0- 5				
1- 10	0- 0	0- 1	AWAY	0- 2	0- 1	1- 6				
0- 0	0- 0	0- 0	NEUTRAL	0- 0	0- 0	0- 0				
1- 10	0- 0	0- 1	NON-CONFERENCE	0- 2	0- 1	1- 6				
0- 3	0- 0	0- 0	HOME	0- 0	0- 0	0- 3				
1- 7	0- 0	0- 1	AWAY	0- 2	0- 1	1- 3				
0- 0	0- 0	0- 0	NEUTRAL	0- 0	0- 0	0- 0				
0- 6	0- 0	0- 0	CONFERENCE	0- 0	0- 1	0- 5				
0- 3	0- 0	0- 0	HOME	0- 0	0- 1	0- 2				
0- 3	0- 0	0- 0	AWAY	0- 0	0- 0	0- 3				
0- 0	0- 0	0- 0	NEUTRAL	0- 0	0- 0	0- 0				

RPI S	Opponent	Score	RPI S	Opponent	Score	RPI S	Opponent	Score	RPI S	Opponent	Score	Team's RPI: 344
34	A FGCU	60 94	78	A Buffalo	56 61	105	A Lehigh	51 70	138	H Robert Morris	56 86	
			100	A Duquesne	33 72	180	H Merrimack	56 65	191	A Fla. Atlantic	54 72	
						212	H Saint Francis (PA)	52 64	213	A Mt. St. Mary's	64 72	
						226	H UMass Lowell	54 56	229	H Brown	73 83	
						277	A Sacred Heart	58 66	284	A New Hampshire	59 70	
						301	A Pittsburgh	73 81	319	H Albany (NY)	63 73	
						337	A Hartford	61 54	348	A LIU Brooklyn	61 63	
LAST 10 Division I												
213	A Mt. St. Mary's	64 72	138	H Robert Morris	56 86							
348	A LIU Brooklyn	61 63	337	A Hartford	61 54							
180	H Merrimack	56 65	34	A FGCU	60 94							
277	A Sacred Heart	58 66	191	A Fla. Atlantic	54 72							
212	H Saint Francis (PA)	52 64	284	A New Hampshire	59 70							

Non-Div I Games:

Central Conn. St.

■ Loss, 
 ■ Non-Conf, S Site, 
 ■ Home 
 ■ Away 
 N Neutral



Average RPI Win:	315	WON-LOST	WINNING	LAST 10	STRENGTH OF	OPP. STRENGTH	TEAM	ADJ.	CONF.	ADJ CONF.
Average RPI Loss:	195	RECORD	PCT. RANK	GAMES	SCHEDULE	OF SCHEDULE	RPI	RPI	RPI	RPI
DIV. I ONLY	3- 10	301	3-7	330	303	345	345	25	25	
DIV. I NON-CONF.	1- 5	313	1-2	247	268	326	326	23	23	
TOTALS	RPI 1-25	RPI 26-50	W-L RECORDS	RPI 51-100	RPI 101-150	RPI 150+				
3- 10	0- 0	0- 1	OVERALL	0- 1	0- 1	3- 7				
3- 4	0- 0	0- 0	HOME	0- 0	0- 1	3- 3				
0- 6	0- 0	0- 1	AWAY	0- 1	0- 0	0- 4				
0- 0	0- 0	0- 0	NEUTRAL	0- 0	0- 0	0- 0				
1- 5	0- 0	0- 1	NON-CONFERENCE	0- 1	0- 0	1- 3				
1- 1	0- 0	0- 0	HOME	0- 0	0- 0	1- 1				
0- 4	0- 0	0- 1	AWAY	0- 1	0- 0	0- 2				
0- 0	0- 0	0- 0	NEUTRAL	0- 0	0- 0	0- 0				
2- 5	0- 0	0- 0	CONFERENCE	0- 0	0- 1	2- 4				
2- 3	0- 0	0- 0	HOME	0- 0	0- 1	2- 2				
0- 2	0- 0	0- 0	AWAY	0- 0	0- 0	0- 2				
0- 0	0- 0	0- 0	NEUTRAL	0- 0	0- 0	0- 0				

RPI 1-25			RPI 26-50			RPI 51-100			RPI 101+			Team's RPI: 345
RPI	S	Opponent	Score	RPI	S	Opponent	Score	RPI	S	Opponent	Score	
				45	A	Arkansas	39 99	61	A	Texas	49 91	
								144	H	Sam Houston St.	69 79	
								155	H	Jackson St.	49 66	
								178	H	A&M-Corpus Christi	59 72	
								179	A	Texas Tech	49 79	
								193	A	Lamar University	58 61	
								300	H	Houston Baptist	69 60	
								304	H	Nicholls St.	58 54	
								315	A	McNeese	51 61	
								331	H	Incarinate Word	67 69	
								340	H	Grambling	65 61	
								347	A	La.-Monroe	54 63	
LAST 10 Division I												
304	H	Nicholls St.	58 54	61	A	Texas	49 91					
315	A	McNeese	51 61	193	A	Lamar University	58 61					
331	H	Incarinate Word	67 69	144	H	Sam Houston St.	69 79					
300	H	Houston Baptist	69 60	45	A	Arkansas	39 99					
178	H	A&M-Corpus Christi	59 72	340	H	Grambling	65 61					

Non-Div I Games: LeTourneau 91 61 LSU-Shreveport 63 68 Central Baptist 61 59

Northwestern St.

Loss, Non-Conf, S Site, H Home A Away N Neutral

Average RPI Win:	140	WON-LOST	WINNING	LAST 10	STRENGTH OF	OPP. STRENGTH	TEAM	ADJ.	CONF.	ADJ CONF.
Average RPI Loss:	232	RECORD	PCT. RANK	GAMES	SCHEDULE	OF SCHEDULE	RPI	RPI	RPI	RPI
DIV. I ONLY	1- 18	348	1-9	300	318	346	346	32	32	
DIV. I NON-CONF.	0- 13	338	0-4	257	276	342	342	32	32	
TOTALS	RPI 1-25	RPI 26-50	W-L RECORDS	RPI 51-100	RPI 101-150	RPI 150+				
1- 18	0- 0	0- 1	OVERALL	0- 0	1- 4	0- 13				
0- 8	0- 0	0- 1	HOME	0- 0	0- 1	0- 6				
1- 9	0- 0	0- 0	AWAY	0- 0	1- 3	0- 6				
0- 1	0- 0	0- 0	NEUTRAL	0- 0	0- 0	0- 1				
0- 13	0- 0	0- 1	NON-CONFERENCE	0- 0	0- 4	0- 8				
0- 6	0- 0	0- 1	HOME	0- 0	0- 1	0- 4				
0- 6	0- 0	0- 0	AWAY	0- 0	0- 3	0- 3				
0- 1	0- 0	0- 0	NEUTRAL	0- 0	0- 0	0- 1				
1- 5	0- 0	0- 0	CONFERENCE	0- 0	1- 0	0- 5				
0- 2	0- 0	0- 0	HOME	0- 0	0- 0	0- 2				
1- 3	0- 0	0- 0	AWAY	0- 0	1- 0	0- 3				
0- 0	0- 0	0- 0	NEUTRAL	0- 0	0- 0	0- 0				

RPI S	Opponent	Score	RPI S	Opponent	Score	RPI S	Opponent	Score	RPI S	Opponent	Score	Team's RPI: 346
			44 H	Arizona	50 82				112 A	UT Arlington	53 84	
									113 H	Loyola Chicago	53 98	
									129 A	Illinois	66 96	
									130 A	Western Mich.	69 90	
									140 A	CSU Bakersfield	60 58	
									176 H	Green Bay	46 102	
									184 A	Valparaiso	49 95	
									218 H	Western Ill.	78 88	
									269 H	Oakland	70 98	
									274 A	Grand Canyon	49 69	
									281 N	UC Santa Barbara	65 96	
									288 A	Nevada	60 80	
									310 H	New Mexico St.	60 73	
									317 A	Utah Valley	58 89	
									326 H	UTRGV	67 87	
									327 A	Evansville	42 76	
									338 H	UIC	61 73	
									342 A	Seattle U	51 80	
LAST 10 Division I												
140 A	CSU Bakersfield	60 58	317 A	Utah Valley	58 89							
274 A	Grand Canyon	49 69	184 A	Valparaiso	49 95							
326 H	UTRGV	67 87	327 A	Evansville	42 76							
310 H	New Mexico St.	60 73	130 A	Western Mich.	69 90							
342 A	Seattle U	51 80	218 H	Western Ill.	78 88							

Non-Div I Games:

Chicago St.

■ Loss, 
■ Non-Conf, 
■ S Site, 
■ H Home 
■ A Away 
N Neutral

Average RPI Win:	330	WON-LOST	WINNING	LAST 10	STRENGTH OF	OPP. STRENGTH	TEAM	ADJ.	CONF.	ADJ CONF.
Average RPI Loss:	229	RECORD	PCT. RANK	GAMES	SCHEDULE	OF SCHEDULE	RPI	RPI	RPI	RPI
DIV. I ONLY	3- 14	319	2-8	341	321	347	347	22	22	
DIV. I NON-CONF.	2- 9	304	1-3	346	336	350	350	22	22	
TOTALS	RPI 1-25	RPI 26-50	W-L RECORDS	RPI 51-100	RPI 101-150	RPI 150+				
3- 14	0- 0	0- 0	OVERALL	0- 1	0- 2	3- 11				
2- 4	0- 0	0- 0	HOME	0- 1	0- 0	2- 3				
1- 10	0- 0	0- 0	AWAY	0- 0	0- 2	1- 8				
0- 0	0- 0	0- 0	NEUTRAL	0- 0	0- 0	0- 0				
2- 9	0- 0	0- 0	NON-CONFERENCE	0- 0	0- 1	2- 8				
2- 3	0- 0	0- 0	HOME	0- 0	0- 0	2- 3				
0- 6	0- 0	0- 0	AWAY	0- 0	0- 1	0- 5				
0- 0	0- 0	0- 0	NEUTRAL	0- 0	0- 0	0- 0				
1- 5	0- 0	0- 0	CONFERENCE	0- 1	0- 1	1- 3				
0- 1	0- 0	0- 0	HOME	0- 1	0- 0	0- 0				
1- 4	0- 0	0- 0	AWAY	0- 0	0- 1	1- 3				
0- 0	0- 0	0- 0	NEUTRAL	0- 0	0- 0	0- 0				

RPI S	Opponent	Score	RPI S	Opponent	Score	RPI S	Opponent	Score	RPI S	Opponent	Score	Team's RPI: 347
						69	H Troy	65 72	112	A UT Arlington	34 72	
									142	A Tennessee Tech	68 75	
									177	H Southern Miss.	42 57	
									179	A Texas Tech	38 83	
									238	A South Alabama	63 72	
									249	A North Texas	51 63	
									250	H Southeastern La.	52 65	
									260	A Ole Miss	42 66	
									292	A Ga. Southern	47 64	
									294	A Texas St.	58 55	
									300	H Houston Baptist	65 72	
									304	A Nicholls St.	59 74	
									315	A McNeese	69 72	
									316	A Georgia St.	52 68	
									345	H Northwestern St.	63 54	
									351	H Mississippi Val.	74 66	
LAST 10 Division I												
			112	A UT Arlington	34 72	292	A Ga. Southern	47 64				
			294	A Texas St.	58 55	351	H Mississippi Val.	74 66				
			238	A South Alabama	63 72	179	A Texas Tech	38 83				
			69	H Troy	65 72	249	A North Texas	51 63				
			316	A Georgia St.	52 68	304	A Nicholls St.	59 74				

Non-Div I Games:

La.-Monroe

■ Loss, 
 ■ Non-Conf, 
 ■ S Site, 
 ■ H Home 
 ■ A Away 
 N Neutral



Average RPI Win:	347	WON-LOST	WINNING	LAST 10	STRENGTH OF	OPP. STRENGTH	TEAM	ADJ.	CONF.	ADJ CONF.
Average RPI Loss:	239	RECORD	PCT. RANK	GAMES	SCHEDULE	OF SCHEDULE	RPI	RPI	RPI	RPI
DIV. I ONLY	2- 12	326	2-8	344	350	349	349	30	30	
DIV. I NON-CONF.	0- 9	338	0-5	300	350	349	349	31	31	
TOTALS	RPI 1-25	RPI 26-50	W-L RECORDS	RPI 51-100	RPI 101-150	RPI 150+				
2- 12	0- 0	0- 1	OVERALL	0- 0	0- 2	2- 9				
1- 3	0- 0	0- 0	HOME	0- 0	0- 0	1- 3				
1- 9	0- 0	0- 1	AWAY	0- 0	0- 2	1- 6				
0- 0	0- 0	0- 0	NEUTRAL	0- 0	0- 0	0- 0				
0- 9	0- 0	0- 1	NON-CONFERENCE	0- 0	0- 1	0- 7				
0- 2	0- 0	0- 0	HOME	0- 0	0- 0	0- 2				
0- 7	0- 0	0- 1	AWAY	0- 0	0- 1	0- 5				
0- 0	0- 0	0- 0	NEUTRAL	0- 0	0- 0	0- 0				
2- 3	0- 0	0- 0	CONFERENCE	0- 0	0- 1	2- 2				
1- 1	0- 0	0- 0	HOME	0- 0	0- 0	1- 1				
1- 2	0- 0	0- 0	AWAY	0- 0	0- 1	1- 1				
0- 0	0- 0	0- 0	NEUTRAL	0- 0	0- 0	0- 0				

RPI 1-25			RPI 26-50			RPI 51-100			RPI 101+			Team's RPI: 349
RPI	S	Opponent	Score	RPI	S	Opponent	Score	RPI	S	Opponent	Score	
				33	A	LSU	45 73					
								103	A	N.C. A&T	44 71	
								136	A	Florida	40 84	
								179	A	Texas Tech	60 98	
								216	H	Jacksonville	54 88	
								279	H	Alabama A&M	53 77	
								290	H	Morgan St.	47 59	
								303	A	Jacksonville St.	67 72	
								321	A	Alcorn	42 58	
								323	A	N.C. Central	57 66	
								332	A	USC Upstate	61 74	
								343	H	Coppin St.	58 48	
								350	A	South Carolina St.	44 39	
								351	A	Mississippi Val.	70 71	
LAST 10 Division I												
350	A	South Carolina St.	44 39	33	A	LSU	45 73					
343	H	Coppin St.	58 48	279	H	Alabama A&M	53 77					
290	H	Morgan St.	47 59	216	H	Jacksonville	54 88					
103	A	N.C. A&T	44 71	321	A	Alcorn	42 58					
323	A	N.C. Central	57 66	351	A	Mississippi Val.	70 71					

Non-Div I Games: Johnson (FL) 102 40 Trinity Baptist 103 54

Florida A&amp;M

Loss, Non-Conf, S Site, H Home A Away N Neutral

Average RPI Win: 339		WON-LOST	WINNING	LAST 10	STRENGTH OF	OPP. STRENGTH	TEAM	ADJ.	CONF.	ADJ CONF.
Average RPI Loss: 248		RECORD	PCT. RANK	GAMES	SCHEDULE	OF SCHEDULE	RPI	RPI	RPI	RPI
DIV. I ONLY		2- 15	334	1-9	348	346	350	350	30	30
DIV. I NON-CONF.		1- 12	335	0-6	327	343	346	346	31	31
TOTALS	RPI 1-25	RPI 26-50		W-L RECORDS		RPI 51-100	RPI 101-150	RPI 150+		
2- 15	0- 0	0- 0		OVERALL		0- 0	0- 1	2- 14		
0- 6	0- 0	0- 0		HOME		0- 0	0- 0	0- 6		
2- 8	0- 0	0- 0		AWAY		0- 0	0- 1	2- 7		
0- 1	0- 0	0- 0		NEUTRAL		0- 0	0- 0	0- 1		
1- 12	0- 0	0- 0		NON-CONFERENCE		0- 0	0- 1	1- 11		
0- 5	0- 0	0- 0		HOME		0- 0	0- 0	0- 5		
1- 6	0- 0	0- 0		AWAY		0- 0	0- 1	1- 5		
0- 1	0- 0	0- 0		NEUTRAL		0- 0	0- 0	0- 1		
1- 3	0- 0	0- 0		CONFERENCE		0- 0	0- 0	1- 3		
0- 1	0- 0	0- 0		HOME		0- 0	0- 0	0- 1		
1- 2	0- 0	0- 0		AWAY		0- 0	0- 0	1- 2		
0- 0	0- 0	0- 0		NEUTRAL		0- 0	0- 0	0- 0		

RPI 1-25				RPI 26-50				RPI 51-100				RPI 101+				Team's RPI: 350	
RPI	S	Opponent	Score	RPI	S	Opponent	Score	RPI	S	Opponent	Score	RPI	S	Opponent	Score		
												106	A	Coastal Caro.	44	85	
												159	H	North Dakota	53	95	
												171	N	North Ala.	46	99	
												192	A	UNLV	57	66	
												223	A	UNCW	46	84	
												231	A	UNC Asheville	51	82	
												233	A	Howard	47	78	
												247	H	Col. of Charleston	55	76	
												255	H	Radford	45	60	
												290	A	Morgan St.	47	77	
												293	H	Presbyterian	49	70	
												316	A	Georgia St.	52	77	
												322	H	Mercer	55	66	
												332	A	USC Upstate	47	58	
												335	A	Charleston So.	81	75	
												343	A	Coppin St.	71	60	
												349	H	Florida A&M	39	44	
LAST 10 Division I																	
				349	H	Florida A&M	39	44	171	N	North Ala.	46	99				
				233	A	Howard	47	78	316	A	Georgia St.	52	77				
				290	A	Morgan St.	47	77	332	A	USC Upstate	47	58				
				343	A	Coppin St.	71	60	231	A	UNC Asheville	51	82				
				106	A	Coastal Caro.	44	85	322	H	Mercer	55	66				

Non-Div I Games:

South Carolina St.

■ Loss, ■ Non-Conf, S Site, H Home A Away N Neutral

Average RPI Win:	349	WON-LOST	WINNING	LAST 10	STRENGTH OF	OPP. STRENGTH	TEAM	ADJ.	CONF.	ADJ CONF.
Average RPI Loss:	245	RECORD	PCT. RANK	GAMES	SCHEDULE	OF SCHEDULE	RPI	RPI	RPI	RPI
DIV. I ONLY	1- 14	344	1-9	346	344	351	351	31	31	
DIV. I NON-CONF.	1- 10	329	1-5	319	327	347	347	28	28	
TOTALS	RPI 1-25	RPI 26-50	W-L RECORDS	RPI 51-100	RPI 101-150	RPI 150+				
1- 14	0- 0	0- 0	OVERALL	0- 0	0- 1	1- 13				
1- 4	0- 0	0- 0	HOME	0- 0	0- 1	1- 3				
0- 9	0- 0	0- 0	AWAY	0- 0	0- 0	0- 9				
0- 1	0- 0	0- 0	NEUTRAL	0- 0	0- 0	0- 1				
1- 10	0- 0	0- 0	NON-CONFERENCE	0- 0	0- 1	1- 9				
1- 2	0- 0	0- 0	HOME	0- 0	0- 1	1- 1				
0- 7	0- 0	0- 0	AWAY	0- 0	0- 0	0- 7				
0- 1	0- 0	0- 0	NEUTRAL	0- 0	0- 0	0- 1				
0- 4	0- 0	0- 0	CONFERENCE	0- 0	0- 0	0- 4				
0- 2	0- 0	0- 0	HOME	0- 0	0- 0	0- 2				
0- 2	0- 0	0- 0	AWAY	0- 0	0- 0	0- 2				
0- 0	0- 0	0- 0	NEUTRAL	0- 0	0- 0	0- 0				

RPI 1-25			RPI 26-50			RPI 51-100			RPI 101+			Team's RPI: 351
RPI	S	Opponent	Score	RPI	S	Opponent	Score	RPI	S	Opponent	Score	
								141	H	Austin Peay	82	100
								171	A	North Ala.	60	86
								172	A	Memphis	54	91
								177	A	Southern Miss.	80	84
								207	H	Murray St.	66	72
								220	A	Wyoming	22	95
								257	A	Colorado St.	46	65
								260	A	Ole Miss	53	72
								272	N	Omaha	70	78
								279	A	Alabama A&M	48	68
								291	H	Ark.-Pine Bluff	77	80
								313	A	Alabama St.	64	77
								321	H	Alcorn	67	81
								347	A	La.-Monroe	66	74
								349	H	Florida A&M	71	70
LAST 10 Division I												
321	H	Alcorn	67	81	172	A	Memphis	54	91			
279	A	Alabama A&M	48	68	257	A	Colorado St.	46	65			
313	A	Alabama St.	64	77	220	A	Wyoming	22	95			
291	H	Ark.-Pine Bluff	77	80	349	H	Florida A&M	71	70			
347	A	La.-Monroe	66	74	272	N	Omaha	70	78			

Non-Div I Games:

Mississippi Val.

■ Loss, 
 ■ Non-Conf, 
 ■ S Site, 
 ■ H Home 
 ■ A Away 
 N Neutral