

| | | | | | | | | | | | |
|------------------|----------|------|-----------|-----------|----------------|-------------|---------------|-------------|------|----------|-----------|
| Average RPI | Win: | 280 | WON-LOST | WINNING | LAST 10 | STRENGTH OF | OPP. STRENGTH | TEAM | ADJ. | CONF. | ADJ CONF. |
| Average RPI | Loss: | 166 | RECORD | PCT. RANK | GAMES | SCHEDULE | OF SCHEDULE | RPI | RPI | RPI | RPI |
| DIV. I ONLY | | 5- 6 | | 206 | 6-4 | 325 | 256 | 280 | 280 | 25 | 25 |
| DIV. I NON-CONF. | | 2- 5 | | 264 | 0- 0 | 311 | 243 | 316 | 316 | 22 | 22 |
| ----- | | | | | | | | | | | |
| TOTALS | RPI 1-25 | | RPI 26-50 | | W-L RECORDS | RPI 51-100 | | RPI 101-150 | | RPI 150+ | |
| 5- 6 | 0- 0 | | 0- 0 | | OVERALL | 0- 1 | | 0- 1 | | 5- 4 | |
| 2- 3 | 0- 0 | | 0- 0 | | HOME | 0- 0 | | 0- 0 | | 2- 3 | |
| 2- 2 | 0- 0 | | 0- 0 | | AWAY | 0- 1 | | 0- 1 | | 2- 0 | |
| 1- 1 | 0- 0 | | 0- 0 | | NEUTRAL | 0- 0 | | 0- 0 | | 1- 1 | |
| 2- 5 | 0- 0 | | 0- 0 | | NON-CONFERENCE | 0- 0 | | 0- 1 | | 2- 4 | |
| 0- 3 | 0- 0 | | 0- 0 | | HOME | 0- 0 | | 0- 0 | | 0- 3 | |
| 1- 1 | 0- 0 | | 0- 0 | | AWAY | 0- 0 | | 0- 1 | | 1- 0 | |
| 1- 1 | 0- 0 | | 0- 0 | | NEUTRAL | 0- 0 | | 0- 0 | | 1- 1 | |
| 3- 1 | 0- 0 | | 0- 0 | | CONFERENCE | 0- 1 | | 0- 0 | | 3- 0 | |
| 2- 0 | 0- 0 | | 0- 0 | | HOME | 0- 0 | | 0- 0 | | 2- 0 | |
| 1- 1 | 0- 0 | | 0- 0 | | AWAY | 0- 1 | | 0- 0 | | 1- 0 | |
| 0- 0 | 0- 0 | | 0- 0 | | NEUTRAL | 0- 0 | | 0- 0 | | 0- 0 | |

| RPI 1-25 | | | | RPI 26-50 | | | | RPI 51-100 | | | | RPI 101+ | | | | Team's RPI: 280 |
|---------------------------|---|----------|-------|-----------|---|------------------|-------|------------|---|------------------|-------|--------------|-------|------------------|-------|-----------------|
| RPI | S | Opponent | Score | RPI | S | Opponent | Score | RPI | S | Opponent | Score | RPI | S | Opponent | Score | |
| | | | | | | | | 63 | A | Lamar University | 58 76 | 146 | A | Texas Tech | 61 78 | |
| | | | | | | | | | | | | 155 | H | Texas St. | 53 60 | |
| | | | | | | | | | | | | 188 | H | New Mexico St. | 65 67 | |
| | | | | | | | | | | | | 195 | N | Prairie View | 59 67 | |
| | | | | | | | | | | | | 227 | H | Sam Houston St. | 76 61 | |
| | | | | | | | | | | | | 249 | A | UTRGV | 59 49 | |
| | | | | | | | | | | | | 249 | H | UTRGV | 57 70 | |
| | | | | | | | | | | | | 274 | N | Louisiana | 64 63 | |
| | | | | | | | | | | | | 324 | A | Central Ark. | 73 65 | |
| | | | | | | | | | | | | 325 | H | Northwestern St. | 79 55 | |
| ----- | | | | | | | | | | | | | | | | |
| LAST 12 Division I GAMES: | | | | | | | | | | | | | | | | |
| | | | | 227 | H | Sam Houston St. | 76 61 | | | 195 | N | Prairie View | 59 67 | | | |
| | | | | 325 | H | Northwestern St. | 79 55 | | | 274 | N | Louisiana | 64 63 | | | |
| | | | | 63 | A | Lamar University | 58 76 | | | 155 | H | Texas St. | 53 60 | | | |
| | | | | 324 | A | Central Ark. | 73 65 | | | 146 | A | Texas Tech | 61 78 | | | |
| | | | | 188 | H | New Mexico St. | 65 67 | | | 249 | A | UTRGV | 59 49 | | | |
| | | | | 249 | H | UTRGV | 57 70 | | | | | | | | | |

Non-Div I Games: Schreiner 64 34 UNKNOWN 78 40 Tex. A&M Int'l 84 36 Texas Lutheran 73 49 A&M-Corpus Christi

Loss, Non-Conf, S Site, H Home A Away N Neutral

| | | | | | | | | | | |
|-------------------|-----|----------|-----------|---------|-------------|---------------|------|------|-------|-----------|
| Average RPI Win: | 261 | WON-LOST | WINNING | LAST 10 | STRENGTH OF | OPP. STRENGTH | TEAM | ADJ. | CONF. | ADJ CONF. |
| Average RPI Loss: | 122 | RECORD | PCT. RANK | GAMES | SCHEDULE | OF SCHEDULE | RPI | RPI | RPI | RPI |

| | | | | | | | | | |
|------------------|----------|-----------|----------------|------------|-------------|----------|-----|----|----|
| DIV. I ONLY | 7- 5 | 128 | 5-5 | 292 | 205 | 169 | 169 | 25 | 25 |
| DIV. I NON-CONF. | 3- 4 | 199 | 0- 0 | 130 | 153 | 128 | 128 | 22 | 22 |
| TOTALS | RPI 1-25 | RPI 26-50 | W-L RECORDS | RPI 51-100 | RPI 101-150 | RPI 150+ | | | |
| 7- 5 | 0- 0 | 0- 0 | OVERALL | 0- 2 | 0- 2 | 7- 1 | | | |
| 1- 1 | 0- 0 | 0- 0 | HOME | 0- 1 | 0- 0 | 1- 0 | | | |
| 5- 4 | 0- 0 | 0- 0 | AWAY | 0- 1 | 0- 2 | 5- 1 | | | |
| 1- 0 | 0- 0 | 0- 0 | NEUTRAL | 0- 0 | 0- 0 | 1- 0 | | | |
| 3- 4 | 0- 0 | 0- 0 | NON-CONFERENCE | 0- 2 | 0- 2 | 3- 0 | | | |
| 0- 1 | 0- 0 | 0- 0 | HOME | 0- 1 | 0- 0 | 0- 0 | | | |
| 2- 3 | 0- 0 | 0- 0 | AWAY | 0- 1 | 0- 2 | 2- 0 | | | |
| 1- 0 | 0- 0 | 0- 0 | NEUTRAL | 0- 0 | 0- 0 | 1- 0 | | | |
| 4- 1 | 0- 0 | 0- 0 | CONFERENCE | 0- 0 | 0- 0 | 4- 1 | | | |
| 1- 0 | 0- 0 | 0- 0 | HOME | 0- 0 | 0- 0 | 1- 0 | | | |
| 3- 1 | 0- 0 | 0- 0 | AWAY | 0- 0 | 0- 0 | 3- 1 | | | |
| 0- 0 | 0- 0 | 0- 0 | NEUTRAL | 0- 0 | 0- 0 | 0- 0 | | | |

| | | | |
|------------------------------|-----------------------------|----------------------|------------------------------|
| RPI 1-25 | RPI 26-50 | RPI 51-100 | RPI 101+ Team's RPI: 169 |
| RPI S Opponent Score | RPI S Opponent Score | RPI S Opponent Score | RPI S Opponent Score |
| | | 61 H Arkansas 68 80 | 119 A Tulsa 63 75 |
| | | 81 A FGCU 65 81 | 146 A Texas Tech 54 105 |
| | | | 188 A New Mexico St. 58 46 |
| | | | 201 A Southeastern La. 71 74 |
| | | | 225 N Texas Southern 81 39 |
| | | | 227 A Sam Houston St. 91 79 |
| | | | 266 A UTEP 70 69 |
| | | | 284 A New Orleans 59 52 |
| | | | 305 A Houston Baptist 72 62 |
| | | | 334 H McNeese 109 52 |
| LAST 12 Division I GAMES: | | | |
| 201 A Southeastern La. 71 74 | 305 A Houston Baptist 72 62 | | |
| 334 H McNeese 109 52 | 61 H Arkansas 68 80 | | |
| 227 A Sam Houston St. 91 79 | 119 A Tulsa 63 75 | | |
| 284 A New Orleans 59 52 | 266 A UTEP 70 69 | | |
| 146 A Texas Tech 54 105 | 225 N Texas Southern 81 39 | | |
| 81 A FGCU 65 81 | 188 A New Mexico St. 58 46 | | |

Non-Div I Games: Eastern N.M. 78 46 Southwest (NM) 90 47 Howard Payne 98 43 Schreiner 90 43 Abilene Christian

| | | | | | | | | | | |
|-------------------|----------|-----------|----------------|------------|-------------|---------------|------|------|-------|-----------|
| Average RPI Win: | 238 | WON-LOST | WINNING | LAST 10 | STRENGTH OF | OPP. STRENGTH | TEAM | ADJ. | CONF. | ADJ CONF. |
| Average RPI Loss: | 137 | RECORD | PCT. RANK | GAMES | SCHEDULE | OF SCHEDULE | RPI | RPI | RPI | RPI |
| DIV. I ONLY | 4- 11 | 283 | 2-8 | 114 | 192 | 229 | 229 | 12 | 12 | |
| DIV. I NON-CONF. | 3- 7 | 256 | 0- 0 | 80 | 252 | 204 | 204 | 11 | 11 | |
| ----- | | | | | | | | | | |
| TOTALS | RPI 1-25 | RPI 26-50 | W-L RECORDS | RPI 51-100 | RPI 101-150 | RPI 150+ | | | | |
| 4- 11 | 0- 1 | 0- 0 | OVERALL | 0- 3 | 1- 1 | 3- 6 | | | | |
| 3- 3 | 0- 0 | 0- 0 | HOME | 0- 0 | 1- 0 | 2- 3 | | | | |
| 1- 8 | 0- 1 | 0- 0 | AWAY | 0- 3 | 0- 1 | 1- 3 | | | | |
| 0- 0 | 0- 0 | 0- 0 | NEUTRAL | 0- 0 | 0- 0 | 0- 0 | | | | |
| 3- 7 | 0- 1 | 0- 0 | NON-CONFERENCE | 0- 2 | 1- 1 | 2- 3 | | | | |
| 2- 2 | 0- 0 | 0- 0 | HOME | 0- 0 | 1- 0 | 1- 2 | | | | |
| 1- 5 | 0- 1 | 0- 0 | AWAY | 0- 2 | 0- 1 | 1- 1 | | | | |
| 0- 0 | 0- 0 | 0- 0 | NEUTRAL | 0- 0 | 0- 0 | 0- 0 | | | | |
| 1- 4 | 0- 0 | 0- 0 | CONFERENCE | 0- 1 | 0- 0 | 1- 3 | | | | |
| 1- 1 | 0- 0 | 0- 0 | HOME | 0- 0 | 0- 0 | 1- 1 | | | | |
| 0- 3 | 0- 0 | 0- 0 | AWAY | 0- 1 | 0- 0 | 0- 2 | | | | |
| 0- 0 | 0- 0 | 0- 0 | NEUTRAL | 0- 0 | 0- 0 | 0- 0 | | | | |

| RPI 1-25 | | | | RPI 26-50 | | | | RPI 51-100 | | | | RPI 101+ Team's RPI: 229 | | | |
|---------------------------|---|---------------|-------|-----------|---|-----------------|-------|------------|---|--------------|-------|--------------------------|---|---------------------|-------|
| RPI | S | Opponent | Score | RPI | S | Opponent | Score | RPI | S | Opponent | Score | RPI | S | Opponent | Score |
| 3 | A | Oregon | 36 82 | | | | | 51 | A | Northeastern | 41 54 | 126 | H | Northern Colo. | 69 57 |
| | | | | | | | | 55 | A | New Mexico | 57 78 | 133 | A | Portland | 60 79 |
| | | | | | | | | 90 | A | Minnesota | 50 67 | 153 | H | Utah St. | 44 48 |
| | | | | | | | | | | | | 163 | A | Denver | 66 92 |
| | | | | | | | | | | | | 179 | H | Colorado St. | 63 48 |
| | | | | | | | | | | | | 197 | H | Navy | 47 54 |
| | | | | | | | | | | | | 206 | A | San Diego St. | 61 70 |
| | | | | | | | | | | | | 214 | H | George Mason | 71 78 |
| | | | | | | | | | | | | 239 | A | UNLV | 56 66 |
| | | | | | | | | | | | | 298 | A | Army West Point | 71 60 |
| | | | | | | | | | | | | 349 | H | Fairleigh Dickinson | 85 37 |
| LAST 12 Division I GAMES: | | | | | | | | | | | | | | | |
| 206 | A | San Diego St. | 61 70 | 239 | A | UNLV | 56 66 | | | | | | | | |
| 179 | H | Colorado St. | 63 48 | 197 | H | Navy | 47 54 | | | | | | | | |
| 153 | H | Utah St. | 44 48 | 90 | A | Minnesota | 50 67 | | | | | | | | |
| 55 | A | New Mexico | 57 78 | 126 | H | Northern Colo. | 69 57 | | | | | | | | |
| 3 | A | Oregon | 36 82 | 51 | A | Northeastern | 41 54 | | | | | | | | |
| 133 | A | Portland | 60 79 | 298 | A | Army West Point | 71 60 | | | | | | | | |

Non-Div I Games: Western St. 72 54

Air Force

Loss,
Non-Conf,
S Site,
H Home
A Away
N Neutral

Average RPI Win: 279

Average RPI Loss: 81

WON-LOST
RECORDWINNING
PCT. RANKLAST 10
GAMESSTRENGTH OF
SCHEDULEOPP. STRENGTH
OF SCHEDULETEAM
RPIADJ.
RPICONF.
RPIADJ CONF.
RPIDIV. I ONLY
DIV. I NON-CONF.10- 4
8- 267
527-3
0- 0316
341208
198176
193176
1938
88
8

TOTALS

RPI 1-25

RPI 26-50

W-L RECORDS

RPI 51-100

RPI 101-150

RPI 150+

10- 4

0- 2

0- 0

OVERALL

0- 0

0- 1

10- 1

4- 2

0- 1

0- 0

HOME

0- 0

0- 0

4- 1

2- 2

0- 1

0- 0

AWAY

0- 0

0- 1

2- 0

4- 0

0- 0

0- 0

NEUTRAL

0- 0

0- 0

4- 0

8- 2

0- 1

0- 0

NON-CONFERENCE

0- 0

0- 1

8- 0

3- 1

0- 1

0- 0

HOME

0- 0

0- 0

3- 0

1- 1

0- 0

0- 0

AWAY

0- 0

0- 1

1- 0

4- 0

0- 0

0- 0

NEUTRAL

0- 0

0- 0

4- 0

2- 2

0- 1

0- 0

CONFERENCE

0- 0

0- 0

2- 1

1- 1

0- 0

0- 0

HOME

0- 0

0- 0

1- 1

1- 1

0- 1

0- 0

AWAY

0- 0

0- 0

1- 0

0- 0

0- 0

0- 0

NEUTRAL

0- 0

0- 0

0- 0

RPI 1-25

RPI 26-50

RPI 51-100

RPI 101+

Team's RPI: 176

| RPI | S | Opponent | Score |
|-----|---|---------------|-------|
| 18 | H | Butler | 47 63 |
| 22 | A | Central Mich. | 71 94 |

| RPI | S | Opponent | Score |
|-----|---|----------|-------|
|-----|---|----------|-------|

| RPI | S | Opponent | Score |
|-----|---|----------|-------|
|-----|---|----------|-------|

| RPI | S | Opponent | Score |
|-----|---|-----------------|-------|
| 101 | A | Youngstown St. | 61 72 |
| 183 | H | Eastern Mich. | 60 72 |
| 223 | H | Bowling Green | 74 71 |
| 226 | H | St. Bonaventure | 67 58 |
| 264 | A | N.C. A&T | 49 36 |
| 266 | N | UTEP | 64 57 |
| 285 | N | Northern Ky. | 77 60 |
| 291 | N | Oakland | 85 65 |
| 294 | H | Canisius | 62 53 |
| 295 | A | Western Mich. | 72 59 |
| 317 | H | Eastern Ky. | 63 54 |
| 332 | N | Jackson St. | 74 57 |

LAST 12 Division I GAMES:

| | | | |
|-----|---|---------------|-------|
| 223 | H | Bowling Green | 74 71 |
| 295 | A | Western Mich. | 72 59 |
| 22 | A | Central Mich. | 71 94 |
| 266 | N | UTEP | 64 57 |
| 332 | N | Jackson St. | 74 57 |
| 294 | H | Canisius | 62 53 |

| | | | |
|-----|---|-----------------|-------|
| 183 | H | Eastern Mich. | 60 72 |
| 18 | H | Butler | 47 63 |
| 226 | H | St. Bonaventure | 67 58 |
| 317 | H | Eastern Ky. | 63 54 |
| 101 | A | Youngstown St. | 61 72 |
| 285 | N | Northern Ky. | 77 60 |

Non-Div I Games:

Malone

63 44

Akron

Loss,
 Non-Conf, S Site,
 H Home
A Away
 N Neutral

Average RPI Loss: 75

| | | | | | | | | | |
|------------------|----------|-----------|----------------|------------|-------------|----------|----|---|---|
| DIV. I ONLY | 10- 8 | 140 | 5-5 | 40 | 78 | 97 | 97 | 6 | 6 |
| DIV. I NON-CONF. | 8- 5 | 120 | 0- 1 | 81 | 133 | 99 | 99 | 6 | 6 |
| TOTALS | RPI 1-25 | RPI 26-50 | W-L RECORDS | RPI 51-100 | RPI 101-150 | RPI 150+ | | | |
| 10- 8 | 0- 1 | 2- 4 | OVERALL | 1- 0 | 1- 1 | 6- 2 | | | |
| 8- 2 | 0- 0 | 2- 1 | HOME | 1- 0 | 0- 0 | 5- 1 | | | |
| 1- 3 | 0- 1 | 0- 2 | AWAY | 0- 0 | 0- 0 | 1- 0 | | | |
| 1- 3 | 0- 0 | 0- 1 | NEUTRAL | 0- 0 | 1- 1 | 0- 1 | | | |
| 8- 5 | 0- 0 | 1- 2 | NON-CONFERENCE | 1- 0 | 1- 1 | 5- 2 | | | |
| 6- 1 | 0- 0 | 1- 0 | HOME | 1- 0 | 0- 0 | 4- 1 | | | |
| 1- 1 | 0- 0 | 0- 1 | AWAY | 0- 0 | 0- 0 | 1- 0 | | | |
| 1- 3 | 0- 0 | 0- 1 | NEUTRAL | 0- 0 | 1- 1 | 0- 1 | | | |
| 2- 3 | 0- 1 | 1- 2 | CONFERENCE | 0- 0 | 0- 0 | 1- 0 | | | |
| 2- 1 | 0- 0 | 1- 1 | HOME | 0- 0 | 0- 0 | 1- 0 | | | |
| 0- 2 | 0- 1 | 0- 1 | AWAY | 0- 0 | 0- 0 | 0- 0 | | | |
| 0- 0 | 0- 0 | 0- 0 | NEUTRAL | 0- 0 | 0- 0 | 0- 0 | | | |

| RPI 1-25 | | | | RPI 26-50 | | | | RPI 51-100 | | | | RPI 101+ | | | |
|---------------------------|---|----------------|-------|-----------|---|----------------|--------|------------|---|------------------|-------|----------|---|------------------|-------|
| RPI | S | Opponent | Score | RPI | S | Opponent | Score | RPI | S | Opponent | Score | RPI | S | Opponent | Score |
| 24 | A | South Carolina | 59 62 | 34 | A | Utah | 62 72 | 82 | H | Tulane | 69 58 | 102 | N | Virginia | 64 52 |
| | | | | 36 | A | Texas A&M | 43 70 | | | | | 119 | N | Tulsa | 73 80 |
| | | | | 37 | H | Clemson | 76 56 | | | | | 151 | N | Louisiana Tech | 62 79 |
| | | | | 38 | N | Miami (FL) | 74 101 | | | | | 152 | H | South Alabama | 67 72 |
| | | | | 39 | H | Tennessee | 86 65 | | | | | 175 | H | Grambling | 73 55 |
| | | | | 49 | H | Auburn | 56 66 | | | | | 201 | H | Southeastern La. | 88 40 |
| | | | | | | | | | | | | 203 | H | Florida | 74 67 |
| | | | | | | | | | | | | 230 | A | SMU | 62 61 |
| | | | | | | | | | | | | 252 | H | Stetson | 59 47 |
| | | | | | | | | | | | | 325 | H | Northwestern St. | 87 73 |
| LAST 12 Division I GAMES: | | | | | | | | | | | | | | | |
| | | | | 39 | H | Tennessee | 86 65 | 151 | N | Louisiana Tech | 62 79 | | | | |
| | | | | 36 | A | Texas A&M | 43 70 | 102 | N | Virginia | 64 52 | | | | |
| | | | | 49 | H | Auburn | 56 66 | 325 | H | Northwestern St. | 87 73 | | | | |
| | | | | 24 | A | South Carolina | 59 62 | 82 | H | Tulane | 69 58 | | | | |
| | | | | 203 | H | Florida | 74 67 | 152 | H | South Alabama | 67 72 | | | | |
| | | | | 38 | N | Miami (FL) | 74 101 | 119 | N | Tulsa | 73 80 | | | | |

Alabama

| | | | | | | | | | | |
|-------------------|----------|-----------------|-------------------|---------------|----------------------|---------------------------|----------|----------|-----------|---------------|
| Average RPI Win: | 278 | WON-LOST RECORD | WINNING PCT. RANK | LAST 10 GAMES | STRENGTH OF SCHEDULE | OPP. STRENGTH OF SCHEDULE | TEAM RPI | ADJ. RPI | CONF. RPI | ADJ CONF. RPI |
| Average RPI Loss: | 203 | | | | | | | | | |
| DIV. I ONLY | 8- 7 | 150 | 7-3 | 340 | 310 | 258 | 258 | 29 | 29 | |
| DIV. I NON-CONF. | 5- 6 | 177 | 0- 0 | 289 | 318 | 248 | 248 | 26 | 26 | |
| ----- | | | | | | | | | | |
| TOTALS | RPI 1-25 | RPI 26-50 | W-L RECORDS | RPI 51-100 | RPI 101-150 | RPI 150+ | | | | |
| 8- 7 | 0- 0 | 0- 0 | OVERALL | 0- 1 | 0- 0 | 8- 6 | | | | |
| 3- 3 | 0- 0 | 0- 0 | HOME | 0- 0 | 0- 0 | 3- 3 | | | | |
| 4- 4 | 0- 0 | 0- 0 | AWAY | 0- 1 | 0- 0 | 4- 3 | | | | |
| 1- 0 | 0- 0 | 0- 0 | NEUTRAL | 0- 0 | 0- 0 | 1- 0 | | | | |
| 5- 6 | 0- 0 | 0- 0 | NON-CONFERENCE | 0- 1 | 0- 0 | 5- 5 | | | | |
| 2- 2 | 0- 0 | 0- 0 | HOME | 0- 0 | 0- 0 | 2- 2 | | | | |
| 2- 4 | 0- 0 | 0- 0 | AWAY | 0- 1 | 0- 0 | 2- 3 | | | | |
| 1- 0 | 0- 0 | 0- 0 | NEUTRAL | 0- 0 | 0- 0 | 1- 0 | | | | |
| 3- 1 | 0- 0 | 0- 0 | CONFERENCE | 0- 0 | 0- 0 | 3- 1 | | | | |
| 1- 1 | 0- 0 | 0- 0 | HOME | 0- 0 | 0- 0 | 1- 1 | | | | |
| 2- 0 | 0- 0 | 0- 0 | AWAY | 0- 0 | 0- 0 | 2- 0 | | | | |
| 0- 0 | 0- 0 | 0- 0 | NEUTRAL | 0- 0 | 0- 0 | 0- 0 | | | | |

| RPI 1-25 | | | | RPI 26-50 | | | | RPI 51-100 | | | | RPI 101+ Team's RPI: 258 | | | |
|---------------------------|---|------------------|-------|-----------|---|------------------|-------|------------|---|------------------|-------|--------------------------|---|------------------|-------|
| RPI | S | Opponent | Score | RPI | S | Opponent | Score | RPI | S | Opponent | Score | RPI | S | Opponent | Score |
| | | | | | | | | 59 | A | Kansas | 54 65 | 162 | A | Illinois | 60 88 |
| | | | | | | | | | | | | 164 | A | UAB | 47 82 |
| | | | | | | | | | | | | 175 | H | Grambling | 51 63 |
| | | | | | | | | | | | | 196 | H | Jacksonville St. | 48 55 |
| | | | | | | | | | | | | 201 | H | Southeastern La. | 51 48 |
| | | | | | | | | | | | | 219 | N | Jacksonville | 65 60 |
| | | | | | | | | | | | | 270 | A | Murray St. | 59 53 |
| | | | | | | | | | | | | 271 | A | Mississippi Val. | 80 60 |
| | | | | | | | | | | | | 282 | A | North Florida | 63 62 |
| | | | | | | | | | | | | 302 | H | Tennessee St. | 67 57 |
| | | | | | | | | | | | | 331 | H | Lipscomb | 58 62 |
| | | | | | | | | | | | | 332 | H | Jackson St. | 58 55 |
| | | | | | | | | | | | | 333 | A | Austin Peay | 58 75 |
| | | | | | | | | | | | | 344 | A | Ark.-Pine Bluff | 78 52 |
| LAST 12 Division I GAMES: | | | | | | | | | | | | | | | |
| 271 | A | Mississippi Val. | 80 60 | 344 | A | Ark.-Pine Bluff | 78 52 | 196 | H | Jacksonville St. | 48 55 | 333 | A | Austin Peay | 58 75 |
| 175 | H | Grambling | 51 63 | 164 | A | UAB | 47 82 | 270 | A | Murray St. | 59 53 | 59 | A | Kansas | 54 65 |
| 332 | H | Jackson St. | 58 55 | 201 | H | Southeastern La. | 51 48 | | | | | | | | |

Non-Div I Games:

Alabama A&M

| | | | | | | | | | | |
|-------------------|----------|-----------|----------------|------------|-------------|---------------|------|------|-------|-----------|
| Average RPI Win: | 338 | WON-LOST | WINNING | LAST 10 | STRENGTH OF | OPP. STRENGTH | TEAM | ADJ. | CONF. | ADJ CONF. |
| Average RPI Loss: | 131 | RECORD | PCT. RANK | GAMES | SCHEDULE | OF SCHEDULE | RPI | RPI | RPI | RPI |
| DIV. I ONLY | 2- 12 | 326 | 3-7 | 87 | 266 | 263 | 263 | 29 | 29 | |
| DIV. I NON-CONF. | 0- 10 | 336 | 0- 0 | 4 | 267 | 220 | 220 | 26 | 26 | |
| ----- | | | | | | | | | | |
| TOTALS | RPI 1-25 | RPI 26-50 | W-L RECORDS | RPI 51-100 | RPI 101-150 | RPI 150+ | | | | |
| 2- 12 | 0- 1 | 0- 3 | OVERALL | 0- 1 | 0- 0 | 2- 7 | | | | |
| 1- 4 | 0- 1 | 0- 0 | HOME | 0- 0 | 0- 0 | 1- 3 | | | | |
| 1- 8 | 0- 0 | 0- 3 | AWAY | 0- 1 | 0- 0 | 1- 4 | | | | |
| 0- 0 | 0- 0 | 0- 0 | NEUTRAL | 0- 0 | 0- 0 | 0- 0 | | | | |
| 0- 10 | 0- 1 | 0- 3 | NON-CONFERENCE | 0- 1 | 0- 0 | 0- 5 | | | | |
| 0- 3 | 0- 1 | 0- 0 | HOME | 0- 0 | 0- 0 | 0- 2 | | | | |
| 0- 7 | 0- 0 | 0- 3 | AWAY | 0- 1 | 0- 0 | 0- 3 | | | | |
| 0- 0 | 0- 0 | 0- 0 | NEUTRAL | 0- 0 | 0- 0 | 0- 0 | | | | |
| 2- 2 | 0- 0 | 0- 0 | CONFERENCE | 0- 0 | 0- 0 | 2- 2 | | | | |
| 1- 1 | 0- 0 | 0- 0 | HOME | 0- 0 | 0- 0 | 1- 1 | | | | |
| 1- 1 | 0- 0 | 0- 0 | AWAY | 0- 0 | 0- 0 | 1- 1 | | | | |
| 0- 0 | 0- 0 | 0- 0 | NEUTRAL | 0- 0 | 0- 0 | 0- 0 | | | | |

| RPI 1-25 | | | | RPI 26-50 | | | | RPI 51-100 | | | | RPI 101+ Team's RPI: 263 | | | |
|---------------------------|---|-----------------|-------|-----------|---|------------------|--------|------------|---|----------|--------|--------------------------|---|------------------|-------|
| RPI | S | Opponent | Score | RPI | S | Opponent | Score | RPI | S | Opponent | Score | RPI | S | Opponent | Score |
| 24 | H | South Carolina | 38 94 | 27 | A | Kentucky | 35 87 | 88 | A | Troy | 46 116 | 152 | A | South Alabama | 65 77 |
| | | | | 44 | A | Georgia Tech | 42 69 | | | | | 161 | A | North Ala. | 42 68 |
| | | | | 49 | A | Auburn | 50 83 | | | | | 164 | H | UAB | 47 62 |
| | | | | | | | | | | | | 171 | A | Xavier | 58 87 |
| | | | | | | | | | | | | 175 | H | Grambling | 72 80 |
| | | | | | | | | | | | | 243 | H | Samford | 51 60 |
| | | | | | | | | | | | | 271 | A | Mississippi Val. | 62 64 |
| | | | | | | | | | | | | 332 | H | Jackson St. | 74 67 |
| | | | | | | | | | | | | 344 | A | Ark.-Pine Bluff | 58 56 |
| LAST 12 Division I GAMES: | | | | | | | | | | | | | | | |
| 344 | A | Ark.-Pine Bluff | 58 56 | 271 | A | Mississippi Val. | 62 64 | | | | | | | | |
| 332 | H | Jackson St. | 74 67 | 152 | A | South Alabama | 65 77 | | | | | | | | |
| 175 | H | Grambling | 72 80 | 44 | A | Georgia Tech | 42 69 | | | | | | | | |
| 49 | A | Auburn | 50 83 | 88 | A | Troy | 46 116 | | | | | | | | |
| 171 | A | Xavier | 58 87 | 161 | A | North Ala. | 42 68 | | | | | | | | |
| 164 | H | UAB | 47 62 | 243 | H | Samford | 51 60 | | | | | | | | |

Non-Div I Games:

Mobile

69 63

Alabama St.

■ Loss,
 ■ Non-Conf, S Site,
 ■ Home
 ■ Away
 N Neutral

| | | | | | | | | | | |
|-------------------|----------|-----------|----------------|------------|-------------|---------------|------|------|-------|-----------|
| Average RPI Win: | 280 | WON-LOST | WINNING | LAST 10 | STRENGTH OF | OPP. STRENGTH | TEAM | ADJ. | CONF. | ADJ CONF. |
| Average RPI Loss: | 191 | RECORD | PCT. RANK | GAMES | SCHEDULE | OF SCHEDULE | RPI | RPI | RPI | RPI |
| DIV. I ONLY | 5- 12 | 269 | 4-6 | 257 | 308 | 288 | 288 | 23 | 23 | |
| DIV. I NON-CONF. | 3- 10 | 278 | 0- 0 | 238 | 325 | 295 | 295 | 24 | 24 | |
| ----- | | | | | | | | | | |
| TOTALS | RPI 1-25 | RPI 26-50 | W-L RECORDS | RPI 51-100 | RPI 101-150 | RPI 150+ | | | | |
| 5- 12 | 0- 1 | 0- 1 | OVERALL | 0- 1 | 0- 2 | 5- 7 | | | | |
| 3- 4 | 0- 0 | 0- 0 | HOME | 0- 0 | 0- 1 | 3- 3 | | | | |
| 2- 8 | 0- 1 | 0- 1 | AWAY | 0- 1 | 0- 1 | 2- 4 | | | | |
| 0- 0 | 0- 0 | 0- 0 | NEUTRAL | 0- 0 | 0- 0 | 0- 0 | | | | |
| 3- 10 | 0- 1 | 0- 1 | NON-CONFERENCE | 0- 0 | 0- 2 | 3- 6 | | | | |
| 1- 4 | 0- 0 | 0- 0 | HOME | 0- 0 | 0- 1 | 1- 3 | | | | |
| 2- 6 | 0- 1 | 0- 1 | AWAY | 0- 0 | 0- 1 | 2- 3 | | | | |
| 0- 0 | 0- 0 | 0- 0 | NEUTRAL | 0- 0 | 0- 0 | 0- 0 | | | | |
| 2- 2 | 0- 0 | 0- 0 | CONFERENCE | 0- 1 | 0- 0 | 2- 1 | | | | |
| 2- 0 | 0- 0 | 0- 0 | HOME | 0- 0 | 0- 0 | 2- 0 | | | | |
| 0- 2 | 0- 0 | 0- 0 | AWAY | 0- 1 | 0- 0 | 0- 1 | | | | |
| 0- 0 | 0- 0 | 0- 0 | NEUTRAL | 0- 0 | 0- 0 | 0- 0 | | | | |

| RPI 1-25 | | | | RPI 26-50 | | | | RPI 51-100 | | | | RPI 101+ Team's RPI: 288 | | | |
|---------------------------|---|----------------------|-------|-----------|---|-------------------|-------|------------|---|------------|-------|--------------------------|---|----------------------|-------|
| RPI | S | Opponent | Score | RPI | S | Opponent | Score | RPI | S | Opponent | Score | RPI | S | Opponent | Score |
| 17 | A | Rutgers | 39 65 | 45 | A | Purdue | 41 53 | 89 | A | Maine | 65 76 | 124 | H | Marist | 56 74 |
| | | | | | | | | | | | | 139 | A | South Fla. | 37 74 |
| | | | | | | | | | | | | 190 | A | Cornell | 34 48 |
| | | | | | | | | | | | | 231 | A | Monmouth | 56 64 |
| | | | | | | | | | | | | 233 | H | Binghamton | 61 56 |
| | | | | | | | | | | | | 244 | H | Holy Cross | 50 56 |
| | | | | | | | | | | | | 255 | A | Columbia | 62 58 |
| | | | | | | | | | | | | 278 | A | St. Francis Brooklyn | 67 60 |
| | | | | | | | | | | | | 292 | H | UMass Lowell | 63 56 |
| | | | | | | | | | | | | 293 | A | Vermont | 39 52 |
| | | | | | | | | | | | | 294 | H | Canisius | 42 48 |
| | | | | | | | | | | | | 300 | H | Central Conn. St. | 53 60 |
| | | | | | | | | | | | | 330 | A | Lafayette | 66 67 |
| | | | | | | | | | | | | 342 | H | Manhattan | 60 54 |
| LAST 12 Division I GAMES: | | | | | | | | | | | | | | | |
| 89 | A | Maine | 65 76 | 292 | H | UMass Lowell | 63 56 | 124 | H | Marist | 56 74 | | | | |
| 293 | A | Vermont | 39 52 | 300 | H | Central Conn. St. | 53 60 | 330 | A | Lafayette | 66 67 | | | | |
| 233 | H | Binghamton | 61 56 | 294 | H | Canisius | 42 48 | 244 | H | Holy Cross | 50 56 | | | | |
| 255 | A | Columbia | 62 58 | | | | | | | | | | | | |
| 45 | A | Purdue | 41 53 | | | | | | | | | | | | |
| 278 | A | St. Francis Brooklyn | 67 60 | | | | | | | | | | | | |

Non-Div I Games:

Albany (NY)

■ Loss,
 ■ Non-Conf, S Site,
 ■ Home
 ■ Away
 N Neutral

Average RPI Win: 225
Average RPI Loss: 230

WON-LOST
RECORD

WINNING
PCT. RANK

LAST 10
GAMES

STRENGTH OF
SCHEDULE

OPP. STRENGTH
OF SCHEDULE

TEAM
RPI

ADJ.
RPI

CONF.
RPI

ADJ CONF.
RPI

| | | | | | | | | | |
|------------------|----------|-----------|----------------|------------|-------------|----------|-----|----|----|
| DIV. I ONLY | 1- 12 | 334 | 2-8 | 346 | 279 | 350 | 350 | 29 | 29 |
| DIV. I NON-CONF. | 0- 9 | 336 | 0- 1 | 319 | 303 | 350 | 350 | 26 | 26 |
| TOTALS | RPI 1-25 | RPI 26-50 | W-L RECORDS | RPI 51-100 | RPI 101-150 | RPI 150+ | | | |
| 1- 12 | 0- 0 | 0- 0 | OVERALL | 0- 1 | 0- 0 | 1- 11 | | | |
| 1- 3 | 0- 0 | 0- 0 | HOME | 0- 0 | 0- 0 | 1- 3 | | | |
| 0- 8 | 0- 0 | 0- 0 | AWAY | 0- 1 | 0- 0 | 0- 7 | | | |
| 0- 1 | 0- 0 | 0- 0 | NEUTRAL | 0- 0 | 0- 0 | 0- 1 | | | |
| 0- 9 | 0- 0 | 0- 0 | NON-CONFERENCE | 0- 1 | 0- 0 | 0- 8 | | | |
| 0- 2 | 0- 0 | 0- 0 | HOME | 0- 0 | 0- 0 | 0- 2 | | | |
| 0- 6 | 0- 0 | 0- 0 | AWAY | 0- 1 | 0- 0 | 0- 5 | | | |
| 0- 1 | 0- 0 | 0- 0 | NEUTRAL | 0- 0 | 0- 0 | 0- 1 | | | |
| 1- 3 | 0- 0 | 0- 0 | CONFERENCE | 0- 0 | 0- 0 | 1- 3 | | | |
| 1- 1 | 0- 0 | 0- 0 | HOME | 0- 0 | 0- 0 | 1- 1 | | | |
| 0- 2 | 0- 0 | 0- 0 | AWAY | 0- 0 | 0- 0 | 0- 2 | | | |
| 0- 0 | 0- 0 | 0- 0 | NEUTRAL | 0- 0 | 0- 0 | 0- 0 | | | |

| RPI 1-25 | | | | RPI 26-50 | | | | RPI 51-100 | | | | RPI 101+ | | | | Team's RPI: 350 | |
|---------------------------|---|----------|-------|-----------|---|----------|-------|------------|---|----------|-------|----------|-----|------------------|-------|-----------------|----|
| RPI | S | Opponent | Score | RPI | S | Opponent | Score | RPI | S | Opponent | Score | RPI | S | Opponent | Score | | |
| | | | | | | | | 66 | A | TCU | 31 | 88 | 164 | A | UAB | 53 | 80 |
| | | | | | | | | | | | | 175 | A | Grambling | 56 | 61 | |
| | | | | | | | | | | | | 188 | N | New Mexico St. | 64 | 82 | |
| | | | | | | | | | | | | 195 | H | Prairie View | 61 | 82 | |
| | | | | | | | | | | | | 201 | H | Southeastern La. | 59 | 77 | |
| | | | | | | | | | | | | 211 | A | Southern Miss. | 47 | 66 | |
| | | | | | | | | | | | | 225 | H | Texas Southern | 53 | 52 | |
| | | | | | | | | | | | | 266 | A | UTEP | 51 | 77 | |
| | | | | | | | | | | | | 315 | A | FIU | 40 | 75 | |
| | | | | | | | | | | | | 324 | H | Central Ark. | 46 | 57 | |
| | | | | | | | | | | | | 325 | A | Northwestern St. | 65 | 78 | |
| | | | | | | | | | | | | 332 | A | Jackson St. | 66 | 88 | |
| LAST 12 Division I GAMES: | | | | | | | | | | | | | | | | | |
| | | | | | | | | | | | | | | | | | |
| | | | | | | | | | | | | | | | | | |
| | | | | | | | | | | | | | | | | | |
| | | | | | | | | | | | | | | | | | |
| | | | | | | | | | | | | | | | | | |
| | | | | | | | | | | | | | | | | | |
| | | | | | | | | | | | | | | | | | |
| | | | | | | | | | | | | | | | | | |
| | | | | | | | | | | | | | | | | | |
| | | | | | | | | | | | | | | | | | |
| | | | | | | | | | | | | | | | | | |
| | | | | | | | | | | | | | | | | | |
| | | | | | | | | | | | | | | | | | |
| | | | | | | | | | | | | | | | | | |
| | | | | | | | | | | | | | | | | | |
| | | | | | | | | | | | | | | | | | |
| | | | | | | | | | | | | | | | | | |
| | | | | | | | | | | | | | | | | | |
| | | | | | | | | | | | | | | | | | |
| | | | | | | | | | | | | | | | | | |
| | | | | | | | | | | | | | | | | | |
| | | | | | | | | | | | | | | | | | |
| | | | | | | | | | | | | | | | | | |
| | | | | | | | | | | | | | | | | | |
| | | | | | | | | | | | | | | | | | |
| | | | | | | | | | | | | | | | | | |
| | | | | | | | | | | | | | | | | | |
| | | | | | | | | | | | | | | | | | |
| | | | | | | | | | | | | | | | | | |
| | | | | | | | | | | | | | | | | | |
| | | | | | | | | | | | | | | | | | |
| | | | | | | | | | | | | | | | | | |
| | | | | | | | | | | | | | | | | | |
| | | | | | | | | | | | | | | | | | |
| | | | | | | | | | | | | | | | | | |
| | | | | | | | | | | | | | | | | | |
| | | | | | | | | | | | | | | | | | |
| | | | | | | | | | | | | | | | | | |
| | | | | | | | | | | | | | | | | | |
| | | | | | | | | | | | | | | | | | |
| | | | | | | | | | | | | | | | | | |
| | | | | | | | | | | | | | | | | | |
| | | | | | | | | | | | | | | | | | |
| | | | | | | | | | | | | | | | | | |
| | | | | | | | | | | | | | | | | | |
| | | | | | | | | | | | | | | | | | |
| | | | | | | | | | | | | | | | | | |
| | | | | | | | | | | | | | | | | | |
| | | | | | | | | | | | | | | | | | |
| | | | | | | | | | | | | | | | | | |
| | | | | | | | | | | | | | | | | | |
| | | | | | | | | | | | | | | | | | |
| | | | | | | | | | | | | | | | | | |
| | | | | | | | | | | | | | | | | | |
| | | | | | | | | | | | | | | | | | |
| | | | | | | | | | | | | | | | | | |
| | | | | | | | | | | | | | | | | | |
| | | | | | | | | | | | | | | | | | |

Non-Div I Games:

Lane

58

70

Fisk

67

64

Rust

59

78

Alcorn

Loss, Non-Conf, S Site, H Home A Away N Neutral

| | | | | | | | | | | |
|------------------|----------|-----------|----------------|------------|-------------|---------------|------|------|-------|-----------|
| Average RPI | Win: 245 | WON-LOST | WINNING | LAST 10 | STRENGTH OF | OPP. STRENGTH | TEAM | ADJ. | CONF. | ADJ CONF. |
| Average RPI | Loss: 88 | RECORD | PCT. RANK | GAMES | SCHEDULE | OF SCHEDULE | RPI | RPI | RPI | RPI |
| DIV. I ONLY | 8- 8 | 169 | 5-5 | 108 | 183 | 150 | 150 | 20 | 20 | |
| DIV. I NON-CONF. | 4- 7 | 228 | 0- 0 | 74 | 123 | 175 | 175 | 23 | 23 | |
| ----- | | | | | | | | | | |
| TOTALS | RPI 1-25 | RPI 26-50 | W-L RECORDS | RPI 51-100 | RPI 101-150 | RPI 150+ | | | | |
| 8- 8 | 0- 1 | 0- 2 | OVERALL | 0- 1 | 1- 3 | 7- 1 | | | | |
| 6- 1 | 0- 0 | 0- 1 | HOME | 0- 0 | 1- 0 | 5- 0 | | | | |
| 2- 5 | 0- 0 | 0- 1 | AWAY | 0- 0 | 0- 3 | 2- 1 | | | | |
| 0- 2 | 0- 1 | 0- 0 | NEUTRAL | 0- 1 | 0- 0 | 0- 0 | | | | |
| 4- 7 | 0- 1 | 0- 1 | NON-CONFERENCE | 0- 1 | 1- 3 | 3- 1 | | | | |
| 3- 1 | 0- 0 | 0- 1 | HOME | 0- 0 | 1- 0 | 2- 0 | | | | |
| 1- 4 | 0- 0 | 0- 0 | AWAY | 0- 0 | 0- 3 | 1- 1 | | | | |
| 0- 2 | 0- 1 | 0- 0 | NEUTRAL | 0- 1 | 0- 0 | 0- 0 | | | | |
| 4- 1 | 0- 0 | 0- 1 | CONFERENCE | 0- 0 | 0- 0 | 4- 0 | | | | |
| 3- 0 | 0- 0 | 0- 0 | HOME | 0- 0 | 0- 0 | 3- 0 | | | | |
| 1- 1 | 0- 0 | 0- 1 | AWAY | 0- 0 | 0- 0 | 1- 0 | | | | |
| 0- 0 | 0- 0 | 0- 0 | NEUTRAL | 0- 0 | 0- 0 | 0- 0 | | | | |

| RPI 1-25 | | | | RPI 26-50 | | | | RPI 51-100 | | | | RPI 101+ Team's RPI: 150 | | | |
|---------------------------|---|-----------------|-------|-----------|---|-----------------|-------|------------|---|----------|-------|--------------------------|---|-----------------|-------|
| RPI | S | Opponent | Score | RPI | S | Opponent | Score | RPI | S | Opponent | Score | RPI | S | Opponent | Score |
| 4 | N | Stanford | 49 71 | 42 | H | Ohio | 67 77 | 81 | N | FGCU | 71 90 | 102 | A | Virginia | 54 57 |
| | | | | 50 | A | Bucknell | 56 71 | | | | | 111 | A | Penn St. | 59 80 |
| | | | | | | | | | | | | 119 | H | Tulsa | 68 52 |
| | | | | | | | | | | | | 148 | A | High Point | 61 66 |
| | | | | | | | | | | | | 163 | A | Denver | 54 83 |
| | | | | | | | | | | | | 197 | A | Navy | 58 45 |
| | | | | | | | | | | | | 214 | H | George Mason | 86 71 |
| | | | | | | | | | | | | 238 | H | Colgate | 76 57 |
| | | | | | | | | | | | | 269 | A | Hawaii | 69 57 |
| | | | | | | | | | | | | 298 | H | Army West Point | 61 51 |
| | | | | | | | | | | | | 309 | H | UMBC | 64 42 |
| | | | | | | | | | | | | 314 | H | Loyola Maryland | 82 38 |
| LAST 12 Division I GAMES: | | | | | | | | | | | | | | | |
| 298 | H | Army West Point | 61 51 | 314 | H | Loyola Maryland | 82 38 | | | | | | | | |
| 197 | A | Navy | 58 45 | 111 | A | Penn St. | 59 80 | | | | | | | | |
| 238 | H | Colgate | 76 57 | 102 | A | Virginia | 54 57 | | | | | | | | |
| 50 | A | Bucknell | 56 71 | 309 | H | UMBC | 64 42 | | | | | | | | |
| 42 | H | Ohio | 67 77 | 81 | N | FGCU | 71 90 | | | | | | | | |
| 148 | A | High Point | 61 66 | 4 | N | Stanford | 49 71 | | | | | | | | |

Non-Div I Games:

American

| | | | | | | | | | | |
|-------------------|----------|-----------|----------------|------------|-------------|---------------|------|------|-------|-----------|
| Average RPI Win: | 219 | WON-LOST | WINNING | LAST 10 | STRENGTH OF | OPP. STRENGTH | TEAM | ADJ. | CONF. | ADJ CONF. |
| Average RPI Loss: | 104 | RECORD | PCT. RANK | GAMES | SCHEDULE | OF SCHEDULE | RPI | RPI | RPI | RPI |
| DIV. I ONLY | 8- 7 | 150 | 5-5 | 62 | 257 | 112 | 112 | 15 | 15 | |
| DIV. I NON-CONF. | 6- 5 | 143 | 0- 0 | 138 | 238 | 123 | 123 | 15 | 15 | |
| ----- | | | | | | | | | | |
| TOTALS | RPI 1-25 | RPI 26-50 | W-L RECORDS | RPI 51-100 | RPI 101-150 | RPI 150+ | | | | |
| 8- 7 | 0- 1 | 0- 2 | OVERALL | 0- 1 | 1- 1 | 7- 2 | | | | |
| 6- 1 | 0- 0 | 0- 0 | HOME | 0- 1 | 0- 0 | 6- 0 | | | | |
| 2- 6 | 0- 1 | 0- 2 | AWAY | 0- 0 | 1- 1 | 1- 2 | | | | |
| 0- 0 | 0- 0 | 0- 0 | NEUTRAL | 0- 0 | 0- 0 | 0- 0 | | | | |
| 6- 5 | 0- 1 | 0- 2 | NON-CONFERENCE | 0- 0 | 1- 0 | 5- 2 | | | | |
| 5- 0 | 0- 0 | 0- 0 | HOME | 0- 0 | 0- 0 | 5- 0 | | | | |
| 1- 5 | 0- 1 | 0- 2 | AWAY | 0- 0 | 1- 0 | 0- 2 | | | | |
| 0- 0 | 0- 0 | 0- 0 | NEUTRAL | 0- 0 | 0- 0 | 0- 0 | | | | |
| 2- 2 | 0- 0 | 0- 0 | CONFERENCE | 0- 1 | 0- 1 | 2- 0 | | | | |
| 1- 1 | 0- 0 | 0- 0 | HOME | 0- 1 | 0- 0 | 1- 0 | | | | |
| 1- 1 | 0- 0 | 0- 0 | AWAY | 0- 0 | 0- 1 | 1- 0 | | | | |
| 0- 0 | 0- 0 | 0- 0 | NEUTRAL | 0- 0 | 0- 0 | 0- 0 | | | | |

| RPI 1-25 | | | | RPI 26-50 | | | | RPI 51-100 | | | | RPI 101+ Team's RPI: 112 | | | |
|---------------------------|---|----------------|-------|-----------|---|----------------|-------|------------|---|--------------------|-------|--------------------------|---|--------------------|-------|
| RPI | S | Opponent | Score | RPI | S | Opponent | Score | RPI | S | Opponent | Score | RPI | S | Opponent | Score |
| 24 | A | South Carolina | 50 80 | 37 | A | Clemson | 48 87 | 88 | H | Troy | 72 83 | 116 | A | UT Arlington | 94 99 |
| | | | | 44 | A | Georgia Tech | 53 71 | | | | | 131 | A | Davidson | 81 78 |
| | | | | | | | | | | | | 152 | H | South Alabama | 71 63 |
| | | | | | | | | | | | | 155 | A | Texas St. | 62 49 |
| | | | | | | | | | | | | 164 | A | UAB | 61 80 |
| | | | | | | | | | | | | 187 | H | Elon | 65 62 |
| | | | | | | | | | | | | 246 | H | Marshall | 74 52 |
| | | | | | | | | | | | | 253 | A | ETSU | 64 95 |
| | | | | | | | | | | | | 257 | H | Wofford | 94 70 |
| | | | | | | | | | | | | 303 | H | Col. of Charleston | 80 66 |
| | | | | | | | | | | | | 320 | H | UNC Greensboro | 68 65 |
| LAST 12 Division I GAMES: | | | | | | | | | | | | | | | |
| 116 | A | UT Arlington | 94 99 | 155 | A | Texas St. | 62 49 | 303 | H | Col. of Charleston | 80 66 | 253 | A | ETSU | 64 95 |
| 88 | H | Troy | 72 83 | 246 | H | Marshall | 74 52 | 187 | H | Elon | 65 62 | 131 | A | Davidson | 81 78 |
| 152 | H | South Alabama | 71 63 | 257 | H | Wofford | 94 70 | | | | | | | | |
| 37 | A | Clemson | 48 87 | 24 | A | South Carolina | 50 80 | | | | | | | | |

Non-Div I Games:

Appalachian St.

| | | | | | | | | | | |
|-------------------|----------|-----------|----------------|------------|-------------|---------------|------|------|-------|-----------|
| Average RPI Win: | 191 | WON-LOST | WINNING | LAST 10 | STRENGTH OF | OPP. STRENGTH | TEAM | ADJ. | CONF. | ADJ CONF. |
| Average RPI Loss: | 50 | RECORD | PCT. RANK | GAMES | SCHEDULE | OF SCHEDULE | RPI | RPI | RPI | RPI |
| DIV. I ONLY | 13- 4 | 41 | 7-3 | 119 | 89 | 58 | 58 | 2 | 2 | |
| DIV. I NON-CONF. | 10- 1 | 19 | 0- 0 | 328 | 188 | 122 | 122 | 2 | 2 | |
| ----- | | | | | | | | | | |
| TOTALS | RPI 1-25 | RPI 26-50 | W-L RECORDS | RPI 51-100 | RPI 101-150 | RPI 150+ | | | | |
| 13- 4 | 1- 1 | 1- 2 | OVERALL | 0- 0 | 3- 1 | 8- 0 | | | | |
| 8- 2 | 1- 1 | 1- 0 | HOME | 0- 0 | 1- 1 | 5- 0 | | | | |
| 3- 2 | 0- 0 | 0- 2 | AWAY | 0- 0 | 1- 0 | 2- 0 | | | | |
| 2- 0 | 0- 0 | 0- 0 | NEUTRAL | 0- 0 | 1- 0 | 1- 0 | | | | |
| 10- 1 | 0- 0 | 0- 0 | NON-CONFERENCE | 0- 0 | 2- 1 | 8- 0 | | | | |
| 6- 1 | 0- 0 | 0- 0 | HOME | 0- 0 | 1- 1 | 5- 0 | | | | |
| 2- 0 | 0- 0 | 0- 0 | AWAY | 0- 0 | 0- 0 | 2- 0 | | | | |
| 2- 0 | 0- 0 | 0- 0 | NEUTRAL | 0- 0 | 1- 0 | 1- 0 | | | | |
| 3- 3 | 1- 1 | 1- 2 | CONFERENCE | 0- 0 | 1- 0 | 0- 0 | | | | |
| 2- 1 | 1- 1 | 1- 0 | HOME | 0- 0 | 0- 0 | 0- 0 | | | | |
| 1- 2 | 0- 0 | 0- 2 | AWAY | 0- 0 | 1- 0 | 0- 0 | | | | |
| 0- 0 | 0- 0 | 0- 0 | NEUTRAL | 0- 0 | 0- 0 | 0- 0 | | | | |

| | | | | |
|------------------------------|----------------------------|----------------------|----------------|----------------------------------|
| RPI 1-25 | RPI 26-50 | RPI 51-100 | Team's RPI: 58 | RPI 101+ |
| RPI S Opponent Score | RPI S Opponent Score | RPI S Opponent Score | | RPI S Opponent Score |
| 4 H Stanford 48 78 | 28 H Cal i forn i a 60 55 | | | 107 H Idaho St. 71 46 |
| 15 H Ari zona St. 51 39 | 31 A Oregon St. 64 86 | | | 122 A Colorado 69 67 |
| | 34 A Utah 64 80 | | | 130 H Loyol a Marymount 64 66 |
| | | | | 133 N Portland 92 70 |
| | | | | 154 H Montana 100 51 |
| | | | | 206 A San Diego St. 69 60 |
| | | | | 220 A Long Beach St. 70 43 |
| | | | | 254 H Northern Ari z. 71 47 |
| | | | | 266 H UTEP 62 40 |
| | | | | 316 H South Carol i na St. 73 32 |
| | | | | 321 H Incarnate Word 84 42 |
| | | | | 335 N Seattle U 84 54 |
| LAST 12 Di vi si on I GAMES: | | | | |
| 4 H Stanford 48 78 | 31 A Oregon St. 64 86 | | | |
| 28 H Cal i forn i a 60 55 | 266 H UTEP 62 40 | | | |
| 34 A Utah 64 80 | 220 A Long Beach St. 70 43 | | | |
| 122 A Colorado 69 67 | 154 H Montana 100 51 | | | |
| 15 H Ari zona St. 51 39 | 206 A San Diego St. 69 60 | | | |
| 254 H Northern Ari z. 71 47 | 321 H Incarnate Word 84 42 | | | |

Non-Di v I Games:

Ari zona

| Average RPI | | Winn: 125 | WON-LOST RECORD | WINNING PCT. RANK | LAST 10 GAMES | STRENGTH OF SCHEDULE | OPP. STRENGTH OF SCHEDULE | TEAM RPI | ADJ. RPI | CONF. RPI | ADJ. CONF. RPI |
|------------------|------|-----------|-----------------|-------------------|---------------|----------------------|---------------------------|----------|----------|-----------|----------------|
| DIV. I ONLY | | | 12- 5 | 71 | 7-3 | 4 | 19 | 15 | 15 | 2 | 2 |
| DIV. I NON-CONF. | | | 9- 2 | 43 | 1- 0 | 45 | 24 | 21 | 21 | 2 | 2 |
| TOTALS | | RPI 1-25 | | RPI 26-50 | W-L RECORDS | RPI 51-100 | RPI 101-150 | RPI 150+ | | | |
| 12- 5 | 0- 4 | | 3- 0 | OVERALL | 1- 1 | 3- 0 | 5- 0 | | | | |
| 6- 2 | 0- 2 | | 1- 0 | HOME | 0- 0 | 2- 0 | 3- 0 | | | | |
| 4- 2 | 0- 1 | | 1- 0 | AWAY | 1- 1 | 1- 0 | 1- 0 | | | | |
| 2- 1 | 0- 1 | | 1- 0 | NEUTRAL | 0- 0 | 0- 0 | 1- 0 | | | | |
| 9- 2 | 0- 2 | | 1- 0 | NON-CONFERENCE | 1- 0 | 2- 0 | 5- 0 | | | | |
| 5- 1 | 0- 1 | | 0- 0 | HOME | 0- 0 | 2- 0 | 3- 0 | | | | |
| 2- 0 | 0- 0 | | 0- 0 | AWAY | 1- 0 | 0- 0 | 1- 0 | | | | |
| 2- 1 | 0- 1 | | 1- 0 | NEUTRAL | 0- 0 | 0- 0 | 1- 0 | | | | |
| 3- 3 | 0- 2 | | 2- 0 | CONFERENCE | 0- 1 | 1- 0 | 0- 0 | | | | |
| 1- 1 | 0- 1 | | 1- 0 | HOME | 0- 0 | 0- 0 | 0- 0 | | | | |
| 2- 2 | 0- 1 | | 1- 0 | AWAY | 0- 1 | 1- 0 | 0- 0 | | | | |
| 0- 0 | 0- 0 | | 0- 0 | NEUTRAL | 0- 0 | 0- 0 | 0- 0 | | | | |

| RPI 1-25 | | | | RPI 26-50 | | | | RPI 51-100 | | | | RPI 101+ | | | |
|---------------------------|---|---------------|-------|-----------|---|------------------|-------|------------|---|----------|-------|----------|---|------------------|-------|
| RPI | S | Opponent | Score | RPI | S | Opponent | Score | RPI | S | Opponent | Score | RPI | S | Opponent | Score |
| 2 | H | Bayl or | 59 65 | 28 | H | Cal i forni a | 62 61 | 58 | A | Ari zona | 39 51 | 105 | H | Fresno St. | 68 52 |
| 3 | A | Oregon | 71 77 | 34 | A | Utah | 65 63 | 61 | A | Arkansas | 88 85 | 119 | H | Tul sa | 70 52 |
| 4 | H | Stanford | 65 72 | 47 | N | Kansas St. | 65 51 | | | | | 122 | A | Col orado | 76 70 |
| 7 | N | Loui sville | 56 58 | | | | | | | | | 151 | H | Loui si ana Tech | 80 44 |
| | | | | | | | | | | | | 167 | N | Southern Ill. | 82 38 |
| | | | | | | | | | | | | 170 | H | Southern U. | 69 47 |
| | | | | | | | | | | | | 179 | A | Col orado St. | 70 39 |
| | | | | | | | | | | | | 321 | H | Incarnate Word | 81 43 |
| LAST 12 Division I GAMES: | | | | | | | | | | | | | | | |
| 3 | A | Oregon | 71 77 | 119 | H | Tul sa | 70 52 | | | | | | | | |
| 28 | H | Cal i forni a | 62 61 | 105 | H | Fresno St. | 68 52 | | | | | | | | |
| 4 | H | Stanford | 65 72 | 47 | N | Kansas St. | 65 51 | | | | | | | | |
| 122 | A | Col orado | 76 70 | 179 | A | Col orado St. | 70 39 | | | | | | | | |
| 34 | A | Utah | 65 63 | 170 | H | Southern U. | 69 47 | | | | | | | | |
| 58 | A | Ari zona | 39 51 | 151 | H | Loui si ana Tech | 80 44 | | | | | | | | |

Non-Div I Games:

Arizona St.

| | | | | | | | | | | | |
|------------------|----------|------|-----------|-----------|----------------|-------------|---------------|-------------|------|----------|-----------|
| Average RPI | Win: | 0 | WON-LOST | WINNING | LAST 10 | STRENGTH OF | OPP. STRENGTH | TEAM | ADJ. | CONF. | ADJ CONF. |
| Average RPI | Loss: | 197 | RECORD | PCT. RANK | GAMES | SCHEDULE | OF SCHEDULE | RPI | RPI | RPI | RPI |
| DIV. I ONLY | | 0- 6 | | 349 | 3-7 | 241 | 247 | 344 | 344 | 29 | 29 |
| DIV. I NON-CONF. | | 0- 3 | | 336 | 0- 0 | 12 | 228 | 239 | 239 | 26 | 26 |
| ----- | | | | | | | | | | | |
| TOTALS | RPI 1-25 | | RPI 26-50 | | W-L RECORDS | RPI 51-100 | | RPI 101-150 | | RPI 150+ | |
| 0- 6 | 0- 0 | | 0- 1 | | OVERALL | 0- 1 | | 0- 0 | | 0- 4 | |
| 0- 3 | 0- 0 | | 0- 0 | | HOME | 0- 0 | | 0- 0 | | 0- 3 | |
| 0- 3 | 0- 0 | | 0- 1 | | AWAY | 0- 1 | | 0- 0 | | 0- 1 | |
| 0- 0 | 0- 0 | | 0- 0 | | NEUTRAL | 0- 0 | | 0- 0 | | 0- 0 | |
| 0- 3 | 0- 0 | | 0- 1 | | NON-CONFERENCE | 0- 1 | | 0- 0 | | 0- 1 | |
| 0- 0 | 0- 0 | | 0- 0 | | HOME | 0- 0 | | 0- 0 | | 0- 0 | |
| 0- 3 | 0- 0 | | 0- 1 | | AWAY | 0- 1 | | 0- 0 | | 0- 1 | |
| 0- 0 | 0- 0 | | 0- 0 | | NEUTRAL | 0- 0 | | 0- 0 | | 0- 0 | |
| 0- 3 | 0- 0 | | 0- 0 | | CONFERENCE | 0- 0 | | 0- 0 | | 0- 3 | |
| 0- 3 | 0- 0 | | 0- 0 | | HOME | 0- 0 | | 0- 0 | | 0- 3 | |
| 0- 0 | 0- 0 | | 0- 0 | | AWAY | 0- 0 | | 0- 0 | | 0- 0 | |
| 0- 0 | 0- 0 | | 0- 0 | | NEUTRAL | 0- 0 | | 0- 0 | | 0- 0 | |

| RPI 1-25 | | | | RPI 26-50 | | | | RPI 51-100 | | | | RPI 101+ Team's RPI: 344 | | | |
|---------------------------|---|----------|-------|-----------|---|------------------|-------|------------|---|-------------|-------|--------------------------|---|------------------|-------|
| RPI | S | Opponent | Score | RPI | S | Opponent | Score | RPI | S | Opponent | Score | RPI | S | Opponent | Score |
| | | | | 31 | A | Oregon St. | 33 89 | 90 | A | Minnesota | 42 84 | 258 | H | Alabama A&M | 52 78 |
| | | | | | | | | | | | | 263 | H | Alabama St. | 56 58 |
| | | | | | | | | | | | | 267 | A | Wichita St. | 39 76 |
| | | | | | | | | | | | | 271 | H | Mississippi Val. | 56 62 |
| ----- | | | | | | | | | | | | | | | |
| LAST 12 Division I GAMES: | | | | | | | | | | | | | | | |
| | | | | 263 | H | Alabama St. | 56 58 | 258 | H | Alabama A&M | 52 78 | | | | |
| | | | | 271 | H | Mississippi Val. | 56 62 | | | | | | | | |
| | | | | 90 | A | Minnesota | 42 84 | | | | | | | | |
| | | | | 31 | A | Oregon St. | 33 89 | | | | | | | | |
| | | | | 267 | A | Wichita St. | 39 76 | | | | | | | | |

Non-Div I Games: LeMoyne-Owen 52 43 Paul Quinn 68 52 Philander Smith 48 53 Tougaloo 68 60 Ark. -Pine Bluff

| Average RPI | Win: | 188 | WON-LOST | WINNING | LAST 10 | STRENGTH OF | OPP. STRENGTH | TEAM | ADJ. | CONF. | ADJ CONF. |
|------------------|----------|-------|-----------|-----------|----------------|-------------|---------------|-------------|------|----------|-----------|
| Average RPI | Loss: | 30 | RECORD | PCT. RANK | GAMES | SCHEDULE | OF SCHEDULE | RPI | RPI | RPI | RPI |
| DIV. I ONLY | | 13- 5 | 62 | 8-2 | 113 | 51 | 61 | 61 | 6 | 6 | |
| DIV. I NON-CONF. | | 11- 3 | 56 | 0- 0 | 146 | 74 | 57 | 57 | 6 | 6 | |
| ----- | | | | | | | | | | | |
| TOTALS | RPI 1-25 | | RPI 26-50 | | W-L RECORDS | RPI 51-100 | | RPI 101-150 | | RPI 150+ | |
| 13- 5 | 0- 3 | | 0- 1 | | OVERALL | 1- 1 | | 3- 0 | | 9- 0 | |
| 7- 2 | 0- 2 | | 0- 0 | | HOME | 1- 0 | | 1- 0 | | 5- 0 | |
| 4- 2 | 0- 1 | | 0- 1 | | AWAY | 0- 0 | | 2- 0 | | 2- 0 | |
| 2- 1 | 0- 0 | | 0- 0 | | NEUTRAL | 0- 1 | | 0- 0 | | 2- 0 | |
| 11- 3 | 0- 2 | | 0- 0 | | NON-CONFERENCE | 1- 1 | | 3- 0 | | 7- 0 | |
| 6- 1 | 0- 1 | | 0- 0 | | HOME | 1- 0 | | 1- 0 | | 4- 0 | |
| 3- 1 | 0- 1 | | 0- 0 | | AWAY | 0- 0 | | 2- 0 | | 1- 0 | |
| 2- 1 | 0- 0 | | 0- 0 | | NEUTRAL | 0- 1 | | 0- 0 | | 2- 0 | |
| 2- 2 | 0- 1 | | 0- 1 | | CONFERENCE | 0- 0 | | 0- 0 | | 2- 0 | |
| 1- 1 | 0- 1 | | 0- 0 | | HOME | 0- 0 | | 0- 0 | | 1- 0 | |
| 1- 1 | 0- 0 | | 0- 1 | | AWAY | 0- 0 | | 0- 0 | | 1- 0 | |
| 0- 0 | 0- 0 | | 0- 0 | | NEUTRAL | 0- 0 | | 0- 0 | | 0- 0 | |

| RPI | S | Opponent | Score | RPI | S | Opponent | Score | RPI | S | Opponent | Score | RPI | S | Opponent | Score |
|---------------------------|---|-------------------|-------|-----|---|----------|-------|-----|---|-------------|-------|-----|---|-------------------|-------|
| 9 | H | Mississippi St. | 69 93 | 33 | A | Missouri | 53 71 | 77 | H | Nebraska | 84 80 | 116 | A | UT Arlington | 66 65 |
| 11 | A | Iowa St. | 82 91 | | | | | 80 | N | Pittsburgh | 54 61 | 119 | A | Tulsa | 61 59 |
| 15 | H | Arizona St. | 85 88 | | | | | | | | | 120 | H | Tennessee Tech | 65 42 |
| | | | | | | | | | | | | 160 | N | Wisconsin | 69 68 |
| | | | | | | | | | | | | 165 | H | Oral Roberts | 74 61 |
| | | | | | | | | | | | | 169 | A | Abilene Christian | 80 68 |
| | | | | | | | | | | | | 174 | H | Vanderbilt | 83 62 |
| | | | | | | | | | | | | 191 | A | Ole Miss | 85 55 |
| | | | | | | | | | | | | 195 | H | Prairie View | 71 44 |
| | | | | | | | | | | | | 302 | N | Tennessee St. | 79 55 |
| | | | | | | | | | | | | 325 | H | Northwestern St. | 98 53 |
| | | | | | | | | | | | | 332 | H | Jackson St. | 76 57 |
| ----- | | | | | | | | | | | | | | | |
| Team's RPI: 61 | | | | | | | | | | | | | | | |
| LAST 12 Division I GAMES: | | | | | | | | | | | | | | | |
| 174 | H | Vanderbilt | 83 62 | 33 | A | Missouri | 53 71 | 191 | A | Ole Miss | 85 55 | 9 | H | Mississippi St. | 69 93 |
| 195 | H | Prairie View | 71 44 | | | | | 332 | H | Jackson St. | 76 57 | 119 | A | Tulsa | 61 59 |
| 169 | A | Abilene Christian | 80 68 | | | | | 77 | H | Nebraska | 84 80 | | | | |
| 120 | H | Tennessee Tech | 65 42 | | | | | | | | | | | | |
| 11 | A | Iowa St. | 82 91 | | | | | | | | | | | | |
| 165 | H | Oral Roberts | 74 61 | | | | | | | | | | | | |

Non-Div I Games:

Arkansas

Loss,
Non-Conf, S Site, H Home
A Away
N Neutral

| | | | | | | | | | | |
|-------------------|----------|-----------|----------------|------------|-------------|---------------|------|------|-------|-----------|
| Average RPI Win: | 242 | WON-LOST | WINNING | LAST 10 | STRENGTH OF | OPP. STRENGTH | TEAM | ADJ. | CONF. | ADJ CONF. |
| Average RPI Loss: | 87 | RECORD | PCT. RANK | GAMES | SCHEDULE | OF SCHEDULE | RPI | RPI | RPI | RPI |
| DIV. I ONLY | 8- 8 | 169 | 6-4 | 72 | 239 | 142 | 142 | 15 | 15 | |
| DIV. I NON-CONF. | 5- 6 | 177 | 0- 0 | 128 | 132 | 165 | 165 | 15 | 15 | |
| <hr/> | | | | | | | | | | |
| TOTALS | RPI 1-25 | RPI 26-50 | W-L RECORDS | RPI 51-100 | RPI 101-150 | RPI 150+ | | | | |
| 8- 8 | 0- 0 | 0- 2 | OVERALL | 0- 3 | 1- 2 | 7- 1 | | | | |
| 6- 2 | 0- 0 | 0- 0 | HOME | 0- 0 | 1- 1 | 5- 1 | | | | |
| 2- 6 | 0- 0 | 0- 2 | AWAY | 0- 3 | 0- 1 | 2- 0 | | | | |
| 0- 0 | 0- 0 | 0- 0 | NEUTRAL | 0- 0 | 0- 0 | 0- 0 | | | | |
| 5- 6 | 0- 0 | 0- 2 | NON-CONFERENCE | 0- 2 | 1- 1 | 4- 1 | | | | |
| 4- 1 | 0- 0 | 0- 0 | HOME | 0- 0 | 1- 0 | 3- 1 | | | | |
| 1- 5 | 0- 0 | 0- 2 | AWAY | 0- 2 | 0- 1 | 1- 0 | | | | |
| 0- 0 | 0- 0 | 0- 0 | NEUTRAL | 0- 0 | 0- 0 | 0- 0 | | | | |
| 3- 2 | 0- 0 | 0- 0 | CONFERENCE | 0- 1 | 0- 1 | 3- 0 | | | | |
| 2- 1 | 0- 0 | 0- 0 | HOME | 0- 0 | 0- 1 | 2- 0 | | | | |
| 1- 1 | 0- 0 | 0- 0 | AWAY | 0- 1 | 0- 0 | 1- 0 | | | | |
| 0- 0 | 0- 0 | 0- 0 | NEUTRAL | 0- 0 | 0- 0 | 0- 0 | | | | |

| RPI 1-25 | | | | RPI 26-50 | | | | RPI 51-100 | | | | RPI 101+ | | | | Team's RPI: 142 |
|---------------------------|---|----------|-------|-----------|---|------------------|--------|------------|---|---------------|-------|----------|---|------------------|--------|-----------------|
| RPI | S | Opponent | Score | RPI | S | Opponent | Score | RPI | S | Opponent | Score | RPI | S | Opponent | Score | |
| | | | | 33 | A | Missouri | 50 70 | 54 | A | Belmont | 55 74 | 116 | H | UT Arlington | 73 100 | |
| | | | | 36 | A | Texas A&M | 56 97 | 78 | A | Oklahoma St. | 60 62 | 119 | H | Tulsa | 73 60 | |
| | | | | | | | | 88 | A | Troy | 79 87 | 141 | A | UT Martin | 91 97 | |
| | | | | | | | | | | | | 151 | H | Louisiana Tech | 70 80 | |
| | | | | | | | | | | | | 152 | A | South Alabama | 77 64 | |
| | | | | | | | | | | | | 266 | A | UTEP | 67 66 | |
| | | | | | | | | | | | | 270 | H | Murray St. | 74 63 | |
| | | | | | | | | | | | | 271 | H | Mississippi Val. | 60 57 | |
| | | | | | | | | | | | | 273 | H | Memphis | 77 66 | |
| | | | | | | | | | | | | 274 | H | Louisiana | 87 75 | |
| | | | | | | | | | | | | 312 | H | La.-Monroe | 64 54 | |
| <hr/> | | | | | | | | | | | | | | | | |
| LAST 12 Division I GAMES: | | | | | | | | | | | | | | | | |
| | | | | 116 | H | UT Arlington | 73 100 | 88 | A | Troy | 79 87 | | | | | |
| | | | | 271 | H | Mississippi Val. | 60 57 | 152 | A | South Alabama | 77 64 | | | | | |
| | | | | 119 | H | Tulsa | 73 60 | 312 | H | La.-Monroe | 64 54 | | | | | |
| | | | | 266 | A | UTEP | 67 66 | 274 | H | Louisiana | 87 75 | | | | | |
| | | | | 270 | H | Murray St. | 74 63 | 33 | A | Missouri | 50 70 | | | | | |
| | | | | 36 | A | Texas A&M | 56 97 | 54 | A | Belmont | 55 74 | | | | | |












































Non-Div I Games:

Arkansas St.

| | | | | | | | | | | |
|-------------------|-----|----------|-----------|---------|-------------|---------------|------|------|-------|-----------|
| Average RPI Win: | 325 | WON-LOST | WINNING | LAST 10 | STRENGTH OF | OPP. STRENGTH | TEAM | ADJ. | CONF. | ADJ CONF. |
| Average RPI Loss: | 154 | RECORD | PCT. RANK | GAMES | SCHEDULE | OF SCHEDULE | RPI | RPI | RPI | RPI |

| | | | | | | | | | |
|------------------|------|-----|------|-----|-----|-----|-----|----|----|
| DIV. I ONLY | 6- 9 | 224 | 5-5 | 326 | 284 | 298 | 298 | 20 | 20 |
| DIV. I NON-CONF. | 4- 6 | 212 | 0- 0 | 339 | 315 | 318 | 318 | 23 | 23 |

| | | | | | | |
|--------|----------|-----------|----------------|------------|-------------|----------|
| TOTALS | RPI 1-25 | RPI 26-50 | W-L RECORDS | RPI 51-100 | RPI 101-150 | RPI 150+ |
| 6- 9 | 0- 0 | 0- 1 | OVERALL | 0- 1 | 0- 3 | 6- 4 |
| 4- 4 | 0- 0 | 0- 1 | HOME | 0- 0 | 0- 2 | 4- 1 |
| 2- 5 | 0- 0 | 0- 0 | AWAY | 0- 1 | 0- 1 | 2- 3 |
| 0- 0 | 0- 0 | 0- 0 | NEUTRAL | 0- 0 | 0- 0 | 0- 0 |
| 4- 6 | 0- 0 | 0- 0 | NON-CONFERENCE | 0- 1 | 0- 2 | 4- 3 |
| 2- 3 | 0- 0 | 0- 0 | HOME | 0- 0 | 0- 2 | 2- 1 |
| 2- 3 | 0- 0 | 0- 0 | AWAY | 0- 1 | 0- 0 | 2- 2 |
| 0- 0 | 0- 0 | 0- 0 | NEUTRAL | 0- 0 | 0- 0 | 0- 0 |
| 2- 3 | 0- 0 | 0- 1 | CONFERENCE | 0- 0 | 0- 1 | 2- 1 |
| 2- 1 | 0- 0 | 0- 1 | HOME | 0- 0 | 0- 0 | 2- 0 |
| 0- 2 | 0- 0 | 0- 0 | AWAY | 0- 0 | 0- 1 | 0- 1 |
| 0- 0 | 0- 0 | 0- 0 | NEUTRAL | 0- 0 | 0- 0 | 0- 0 |

| | | | | |
|--|---|--|---|-----------------|
| RPI 1-25 | RPI 26-50 | RPI 51-100 | RPI 101+ | Team's RPI: 298 |
| RPI S Opponent Score | RPI S Opponent Score | RPI S Opponent Score | RPI S Opponent Score | |
| | 50  Bucknell I 52  66 | 66  TCU 38  63 | 115  St. John's (NY) 49  60 | |
| | | | 128  Yale 51  62 | |
| | | | 150  American 51  61 | |
| | | | 158  Boston U. 51  63 | |
| | | | 229  Air Force 60  71 | |
| | | | 233  Binghamton 47  60 | |
| | | | 255  Columbia 49  70 | |
| | | | 278  St. Francis Brooklyn 69 57 | |
| | | | 314  Loyola Maryland 69 57 | |
| | | | 329  Wagner 61 46 | |
| | | | 330  Lafayette 65 50 | |
| | | | 349  Fairleigh Dickinson 62 40 | |
| | | | 351  LIU Brooklyn 57 42 | |
| LAST 12 Division I GAMES: | | | | |
| 330  Lafayette 65 50 | 150  American 51  61 | | | |
| 349  Fairleigh Dickinson 62 40 | 50  Bucknell I 52  66 | | | |
| 66  TCU 38  63 | 314  Loyola Maryland 69 57 | | | |
| 278  St. Francis Brooklyn 69 57 | 158  Boston U. 51  63 | | | |
| 233  Binghamton 47  60 | 128  Yale 51  62 | | | |
| 229  Air Force 60  71 | 329  Wagner 61 46 | | | |

Non-Div I Games: Connecticut Col. 74 48

Army West Point

Average RPI Win: 182

Average RPI Loss: 20

WON-LOST
RECORDWINNING
PCT. RANKLAST 10
GAMESSTRENGTH OF
SCHEDULEOPP. STRENGTH
OF SCHEDULETEAM
RPIADJ.
RPICONF.
RPIADJ CONF.
RPIDIV. I ONLY
DIV. I NON-CONF.14- 3
11- 127
138-2
1- 0194
24623
5149
4049
406
66
6

TOTALS

RPI 1-25

RPI 26-50

W-L RECORDS

RPI 51-100

RPI 101-150

RPI 150+

14- 3

0- 2

1- 1

OVERALL

2- 0

1- 0

10- 0

6- 2

0- 1

0- 1

HOME

0- 0

1- 0

5- 0

6- 1

0- 1

0- 0

AWAY

2- 0

0- 0

4- 0

2- 0

0- 0

1- 0

NEUTRAL

0- 0

0- 0

1- 0

11- 1

0- 1

1- 0

NON-CONFERENCE

1- 0

1- 0

8- 0

6- 0

0- 0

0- 0

HOME

0- 0

1- 0

5- 0

3- 1

0- 1

0- 0

AWAY

1- 0

0- 0

2- 0

2- 0

0- 0

1- 0

NEUTRAL

0- 0

0- 0

1- 0

3- 2

0- 1

0- 1

CONFERENCE

1- 0

0- 0

2- 0

0- 2

0- 1

0- 1

HOME

0- 0

0- 0

0- 0

3- 0

0- 0

0- 0

AWAY

1- 0

0- 0

2- 0

0- 0

0- 0

0- 0

NEUTRAL

0- 0

0- 0

0- 0

RPI 1-25

RPI 26-50

Team's RPI: 49

RPI 51-100

RPI 101+

| RPI | S | Opponent | Score |
|-----|---|-----------------|-------|
| 9 | H | Mississippi St. | 59 85 |
| 11 | A | Iowa St. | 64 67 |

| RPI | S | Opponent | Score |
|-----|---|----------------|-------|
| 39 | H | Tennessee | 69 78 |
| 40 | N | North Carolina | 86 81 |

| RPI | S | Opponent | Score |
|-----|---|------------|-------|
| 55 | A | New Mexico | 79 76 |
| 97 | A | Alabama | 66 56 |

| RPI | S | Opponent | Score |
|-----|---|----------------|-------|
| 144 | H | Oklahoma | 95 79 |
| 174 | A | Vanderbilt | 72 70 |
| 175 | H | Grambling | 97 48 |
| 187 | A | Elon | 96 44 |
| 202 | N | Coastal Caro. | 84 78 |
| 203 | A | Florida | 64 56 |
| 218 | H | Nicholls St. | 80 59 |
| 243 | H | Samford | 73 46 |
| 263 | H | Alabama St. | 83 50 |
| 274 | H | Louisiana | 71 59 |
| 277 | A | Saint Joseph's | 81 70 |

LAST 12 Division I GAMES:

| | | | | | | | |
|-----|---|----------------|-------|-----|---|-----------------|-------|
| 55 | A | New Mexico | 79 76 | 11 | A | Iowa St. | 64 67 |
| 263 | H | Alabama St. | 83 50 | 174 | A | Vanderbilt | 72 70 |
| 187 | A | Elon | 96 44 | 9 | H | Mississippi St. | 59 85 |
| 40 | N | North Carolina | 86 81 | 97 | A | Alabama | 66 56 |
| 202 | N | Coastal Caro. | 84 78 | 203 | A | Florida | 64 56 |
| 243 | H | Samford | 73 46 | 39 | H | Tennessee | 69 78 |

Non-Div I Games:

Xavier (LA)

77 58

Auburn

| | | | | | | | | | | |
|-------------------|----------|-----------|----------------|------------|-------------|---------------|------|------|-------|-----------|
| Average RPI Win: | 274 | WON-LOST | WINNING | LAST 10 | STRENGTH OF | OPP. STRENGTH | TEAM | ADJ. | CONF. | ADJ CONF. |
| Average RPI Loss: | 211 | RECORD | PCT. RANK | GAMES | SCHEDULE | OF SCHEDULE | RPI | RPI | RPI | RPI |
| DIV. I ONLY | 5- 9 | 244 | 4-6 | 347 | 264 | 333 | 333 | 22 | 22 | |
| DIV. I NON-CONF. | 3- 6 | 241 | 0- 0 | 347 | 242 | 345 | 345 | 21 | 21 | |
| ----- | | | | | | | | | | |
| TOTALS | RPI 1-25 | RPI 26-50 | W-L RECORDS | RPI 51-100 | RPI 101-150 | RPI 150+ | | | | |
| 5- 9 | 0- 0 | 0- 0 | OVERALL | 0- 0 | 0- 2 | 5- 7 | | | | |
| 5- 1 | 0- 0 | 0- 0 | HOME | 0- 0 | 0- 0 | 5- 1 | | | | |
| 0- 8 | 0- 0 | 0- 0 | AWAY | 0- 0 | 0- 2 | 0- 6 | | | | |
| 0- 0 | 0- 0 | 0- 0 | NEUTRAL | 0- 0 | 0- 0 | 0- 0 | | | | |
| 3- 6 | 0- 0 | 0- 0 | NON-CONFERENCE | 0- 0 | 0- 1 | 3- 5 | | | | |
| 3- 1 | 0- 0 | 0- 0 | HOME | 0- 0 | 0- 0 | 3- 1 | | | | |
| 0- 5 | 0- 0 | 0- 0 | AWAY | 0- 0 | 0- 1 | 0- 4 | | | | |
| 0- 0 | 0- 0 | 0- 0 | NEUTRAL | 0- 0 | 0- 0 | 0- 0 | | | | |
| 2- 3 | 0- 0 | 0- 0 | CONFERENCE | 0- 0 | 0- 1 | 2- 2 | | | | |
| 2- 0 | 0- 0 | 0- 0 | HOME | 0- 0 | 0- 0 | 2- 0 | | | | |
| 0- 3 | 0- 0 | 0- 0 | AWAY | 0- 0 | 0- 1 | 0- 2 | | | | |
| 0- 0 | 0- 0 | 0- 0 | NEUTRAL | 0- 0 | 0- 0 | 0- 0 | | | | |

| RPI 1-25 | | | | RPI 26-50 | | | | RPI 51-100 | | | | RPI 101+ | | | | Team's RPI: 333 |
|---------------------------|---|------------------|-------|-----------|-----|----------|-------------------|------------|----|----------|-------|----------|---|-------------------|-------|-----------------|
| RPI | S | Opponent | Score | RPI | S | Opponent | Score | RPI | S | Opponent | Score | RPI | S | Opponent | Score | |
| | | | | | | | | | | | | 132 | A | Cincinnati | 48 | 69 |
| | | | | | | | | | | | | 141 | A | UT Martin | 65 | 74 |
| | | | | | | | | | | | | 172 | A | Illinois St. | 49 | 61 |
| | | | | | | | | | | | | 174 | A | Vanderbilt | 70 | 99 |
| | | | | | | | | | | | | 180 | H | Morehead St. | 81 | 80 |
| | | | | | | | | | | | | 204 | A | SIUE | 68 | 69 |
| | | | | | | | | | | | | 224 | A | Southeast Mo. St. | 54 | 64 |
| | | | | | | | | | | | | 234 | A | Western Ill. | 72 | 77 |
| | | | | | | | | | | | | 258 | H | Alabama A&M | 75 | 58 |
| | | | | | | | | | | | | 271 | H | Mississippi Val. | 89 | 95 |
| | | | | | | | | | | | | 285 | H | Northern Ky. | 52 | 48 |
| | | | | | | | | | | | | 317 | H | Eastern Ky. | 100 | 65 |
| | | | | | | | | | | | | 331 | H | Lipscomb | 70 | 58 |
| | | | | | | | | | | | | 345 | A | Evansville | 52 | 56 |
| ----- | | | | | | | | | | | | | | | | |
| LAST 12 Division I GAMES: | | | | | | | | | | | | | | | | |
| 204 | A | SIUE | 68 | 69 | 141 | A | UT Martin | 65 | 74 | | | | | | | |
| 172 | A | Illinois St. | 49 | 61 | 224 | A | Southeast Mo. St. | 54 | 64 | | | | | | | |
| 234 | A | Western Ill. | 72 | 77 | 180 | H | Morehead St. | 81 | 80 | | | | | | | |
| 331 | H | Lipscomb | 70 | 58 | 317 | H | Eastern Ky. | 100 | 65 | | | | | | | |
| 285 | H | Northern Ky. | 52 | 48 | 345 | A | Evansville | 52 | 56 | | | | | | | |
| 271 | H | Mississippi Val. | 89 | 95 | 258 | H | Alabama A&M | 75 | 58 | | | | | | | |

Non-Div I Games: Christian Bros. 100 62 Trevecca Nazarene 90 78

Austin Peay

| | | | | | | | | | | |
|-------------------|----------|-----------|----------------|------------|-------------|---------------|------|------|-------|-----------|
| Average RPI Win: | 149 | WON-LOST | WINNING | LAST 10 | STRENGTH OF | OPP. STRENGTH | TEAM | ADJ. | CONF. | ADJ CONF. |
| Average RPI Loss: | 84 | RECORD | PCT. RANK | GAMES | SCHEDULE | OF SCHEDULE | RPI | RPI | RPI | RPI |
| DIV. I ONLY | 15- 3 | 24 | 9-1 | 65 | 90 | 19 | 19 | 7 | 7 | |
| DIV. I NON-CONF. | 8- 3 | 71 | 0- 0 | 123 | 89 | 58 | 58 | 7 | 7 | |
| ----- | | | | | | | | | | |
| TOTALS | RPI 1-25 | RPI 26-50 | W-L RECORDS | RPI 51-100 | RPI 101-150 | RPI 150+ | | | | |
| 15- 3 | 1- 0 | 0- 2 | OVERALL | 3- 0 | 2- 0 | 9- 1 | | | | |
| 7- 1 | 1- 0 | 0- 1 | HOME | 0- 0 | 2- 0 | 4- 0 | | | | |
| 6- 2 | 0- 0 | 0- 1 | AWAY | 2- 0 | 0- 0 | 4- 1 | | | | |
| 2- 0 | 0- 0 | 0- 0 | NEUTRAL | 1- 0 | 0- 0 | 1- 0 | | | | |
| 8- 3 | 0- 0 | 0- 2 | NON-CONFERENCE | 1- 0 | 1- 0 | 6- 1 | | | | |
| 4- 1 | 0- 0 | 0- 1 | HOME | 0- 0 | 1- 0 | 3- 0 | | | | |
| 2- 2 | 0- 0 | 0- 1 | AWAY | 0- 0 | 0- 0 | 2- 1 | | | | |
| 2- 0 | 0- 0 | 0- 0 | NEUTRAL | 1- 0 | 0- 0 | 1- 0 | | | | |
| 7- 0 | 1- 0 | 0- 0 | CONFERENCE | 2- 0 | 1- 0 | 3- 0 | | | | |
| 3- 0 | 1- 0 | 0- 0 | HOME | 0- 0 | 1- 0 | 1- 0 | | | | |
| 4- 0 | 0- 0 | 0- 0 | AWAY | 2- 0 | 0- 0 | 2- 0 | | | | |
| 0- 0 | 0- 0 | 0- 0 | NEUTRAL | 0- 0 | 0- 0 | 0- 0 | | | | |

| RPI | S | Opponent | Score | RPI | S | Opponent | Score | RPI | S | Opponent | Score | RPI | S | Opponent | Score |
|------------------------------|---|----------------|-------|-----|---|--------------------|-------|-----|---|---------------------|-------|-----|---|-------------------------|-------|
| 10 | H | Gonzaga | 70 68 | 28 | H | Cal i forn i a | 52 70 | 53 | A | Sai nt Mary' s (CA) | 74 73 | 126 | H | Northern Colo. | 70 50 |
| | | | | 34 | A | Utah | 67 78 | 65 | A | Paci fi c | 77 74 | 130 | H | Loyol a Marymount | 55 44 |
| | | | | | | | | 66 | N | TCU | 61 58 | 153 | A | Utah St. | 62 57 |
| | | | | | | | | | | | | 166 | A | Santa Clara | 54 44 |
| | | | | | | | | | | | | 168 | H | Pepperdi ne | 83 58 |
| | | | | | | | | | | | | 179 | H | Colorado St. | 51 42 |
| | | | | | | | | | | | | 181 | H | UC Ri versi de | 72 70 |
| | | | | | | | | | | | | 184 | H | Eastern Wash. | 80 65 |
| | | | | | | | | | | | | 189 | A | Southern Utah | 64 67 |
| | | | | | | | | | | | | 217 | A | Utah Valley | 77 51 |
| | | | | | | | | | | | | 251 | A | San Francis co | 67 59 |
| | | | | | | | | | | | | 290 | N | Cal i forn i a Bapti st | 76 69 |
| LAST 12 Di vi si on I GAMES: | | | | | | | | | | | | | | | |
| 10 | H | Gonzaga | 70 68 | 53 | A | Saint Mary' s (CA) | 74 73 | 65 | A | Paci fi c | 77 74 | 130 | H | Loyol a Marymount | 55 44 |
| 126 | H | Northern Colo. | 70 50 | 168 | H | Pepperdi ne | 83 58 | 251 | A | San Francis co | 67 59 | 166 | A | Santa Clara | 54 44 |
| 179 | H | Colorado St. | 51 42 | 217 | A | Utah Valley | 77 51 | 166 | A | Santa Clara | 54 44 | | | | |
| 34 | A | Utah | 67 78 | | | | | | | | | | | | |
| 189 | A | Southern Utah | 64 67 | | | | | | | | | | | | |

Non-Di v I Games:

BYU

Loss,
Non-Conf,
S Site,
H Home
A Away
N Neutral

| | | | | | | | | | | |
|-------------------|----------|-----------|----------------|------------|-------------|---------------|------|------|-------|-----------|
| Average RPI Win: | 205 | WON-LOST | WINNING | LAST 10 | STRENGTH OF | OPP. STRENGTH | TEAM | ADJ. | CONF. | ADJ CONF. |
| Average RPI Loss: | 78 | RECORD | PCT. RANK | GAMES | SCHEDULE | OF SCHEDULE | RPI | RPI | RPI | RPI |
| DIV. I ONLY | 5- 10 | 250 | 4-5 | 80 | 46 | 186 | 186 | 8 | 8 | |
| DIV. I NON-CONF. | 4- 7 | 228 | 0- 1 | 157 | 18 | 208 | 208 | 8 | 8 | |
| ----- | | | | | | | | | | |
| TOTALS | RPI 1-25 | RPI 26-50 | W-L RECORDS | RPI 51-100 | RPI 101-150 | RPI 150+ | | | | |
| 5- 10 | 0- 1 | 0- 4 | OVERALL | 0- 2 | 2- 2 | 3- 1 | | | | |
| 4- 3 | 0- 0 | 0- 2 | HOME | 0- 0 | 1- 0 | 3- 1 | | | | |
| 1- 4 | 0- 1 | 0- 1 | AWAY | 0- 1 | 1- 1 | 0- 0 | | | | |
| 0- 3 | 0- 0 | 0- 1 | NEUTRAL | 0- 1 | 0- 1 | 0- 0 | | | | |
| 4- 7 | 0- 1 | 0- 2 | NON-CONFERENCE | 0- 1 | 2- 2 | 2- 1 | | | | |
| 3- 2 | 0- 0 | 0- 1 | HOME | 0- 0 | 1- 0 | 2- 1 | | | | |
| 1- 2 | 0- 1 | 0- 0 | AWAY | 0- 0 | 1- 1 | 0- 0 | | | | |
| 0- 3 | 0- 0 | 0- 1 | NEUTRAL | 0- 1 | 0- 1 | 0- 0 | | | | |
| 1- 3 | 0- 0 | 0- 2 | CONFERENCE | 0- 1 | 0- 0 | 1- 0 | | | | |
| 1- 1 | 0- 0 | 0- 1 | HOME | 0- 0 | 0- 0 | 1- 0 | | | | |
| 0- 2 | 0- 0 | 0- 1 | AWAY | 0- 1 | 0- 0 | 0- 0 | | | | |
| 0- 0 | 0- 0 | 0- 0 | NEUTRAL | 0- 0 | 0- 0 | 0- 0 | | | | |

| RPI 1-25 | | | | RPI 26-50 | | | | RPI 51-100 | | | | RPI 101+ | | | | Team's RPI: 186 |
|---------------------------|---|----------|-------|-----------|---|-------------|-------|------------|---|---------------|-------|----------|---|---------------|-------|-----------------|
| RPI | S | Opponent | Score | RPI | S | Opponent | Score | RPI | S | Opponent | Score | RPI | S | Opponent | Score | |
| 18 | A | Butler | 47 64 | 35 | A | Buffalo | 65 77 | 71 | N | Quinnipiac | 66 69 | 106 | A | Western Ky. | 86 83 | |
| | | | | 42 | H | Ohio | 75 90 | 99 | A | Toledo | 58 65 | 110 | A | Missouri St. | 54 74 | |
| | | | | 45 | H | Purdue | 38 80 | | | | | 132 | H | Cincinnati | 75 63 | |
| | | | | 48 | N | Duke | 62 79 | | | | | 137 | N | Fordham | 70 78 | |
| | | | | | | | | | | | | 174 | H | Vanderbilt | 43 60 | |
| | | | | | | | | | | | | 223 | H | Bowling Green | 77 70 | |
| | | | | | | | | | | | | 260 | H | Cleveland St. | 67 62 | |
| | | | | | | | | | | | | 302 | H | Tennessee St. | 90 51 | |
| ----- | | | | | | | | | | | | | | | | |
| LAST 12 Division I GAMES: | | | | | | | | | | | | | | | | |
| | | | | 71 | N | Quinnipiac | 66 69 | 48 | N | Duke | 62 79 | | | | | |
| | | | | 106 | A | Western Ky. | 86 83 | 35 | A | Buffalo | 65 77 | | | | | |
| | | | | 174 | H | Vanderbilt | 43 60 | 42 | H | Ohio | 75 90 | | | | | |
| | | | | 18 | A | Butler | 47 64 | 223 | H | Bowling Green | 77 70 | | | | | |
| | | | | 132 | H | Cincinnati | 75 63 | 99 | A | Toledo | 58 65 | | | | | |
| | | | | 137 | N | Fordham | 70 78 | 302 | H | Tennessee St. | 90 51 | | | | | |

Non-Div I Games: Urbana

0 0

Ball St.

Loss,
Non-Conf, S Site,
H Home
A Away
N Neutral

| | | | | | | | | | | |
|-------------------|----------|-----------|----------------|------------|-------------|---------------|------|------|-------|-----------|
| Average RPI Win: | 186 | WON-LOST | WINNING | LAST 10 | STRENGTH OF | OPP. STRENGTH | TEAM | ADJ. | CONF. | ADJ CONF. |
| Average RPI Loss: | 61 | RECORD | PCT. RANK | GAMES | SCHEDULE | OF SCHEDULE | RPI | RPI | RPI | RPI |
| DIV. I ONLY | 11- 5 | 78 | 7-3 | 77 | 111 | 54 | 54 | 22 | 22 | |
| DIV. I NON-CONF. | 7- 4 | 109 | 0- 0 | 54 | 34 | 36 | 36 | 21 | 21 | |
| ----- | | | | | | | | | | |
| TOTALS | RPI 1-25 | RPI 26-50 | W-L RECORDS | RPI 51-100 | RPI 101-150 | RPI 150+ | | | | |
| 11- 5 | 0- 1 | 0- 2 | OVERALL | 2- 1 | 3- 1 | 6- 0 | | | | |
| 6- 2 | 0- 0 | 0- 0 | HOME | 0- 1 | 2- 1 | 4- 0 | | | | |
| 5- 3 | 0- 1 | 0- 2 | AWAY | 2- 0 | 1- 0 | 2- 0 | | | | |
| 0- 0 | 0- 0 | 0- 0 | NEUTRAL | 0- 0 | 0- 0 | 0- 0 | | | | |
| 7- 4 | 0- 1 | 0- 2 | NON-CONFERENCE | 2- 1 | 3- 0 | 2- 0 | | | | |
| 3- 1 | 0- 0 | 0- 0 | HOME | 0- 1 | 2- 0 | 1- 0 | | | | |
| 4- 3 | 0- 1 | 0- 2 | AWAY | 2- 0 | 1- 0 | 1- 0 | | | | |
| 0- 0 | 0- 0 | 0- 0 | NEUTRAL | 0- 0 | 0- 0 | 0- 0 | | | | |
| 4- 1 | 0- 0 | 0- 0 | CONFERENCE | 0- 0 | 0- 1 | 4- 0 | | | | |
| 3- 1 | 0- 0 | 0- 0 | HOME | 0- 0 | 0- 1 | 3- 0 | | | | |
| 1- 0 | 0- 0 | 0- 0 | AWAY | 0- 0 | 0- 0 | 1- 0 | | | | |
| 0- 0 | 0- 0 | 0- 0 | NEUTRAL | 0- 0 | 0- 0 | 0- 0 | | | | |

| RPI | S | Opponent | Score | RPI | S | Opponent | Score | RPI | S | Opponent | Score | RPI | S | Opponent | Score |
|---------------------------|---|------------------|-------|-----|---|------------------|-------|-----|---|--------------|-------|-----|---|------------------|-------|
| 8 | A | NC State | 62 77 | 37 | A | Clemson | 62 65 | 64 | A | Middle Tenn. | 45 38 | 119 | H | Tulsa | 78 53 |
| | | | | 39 | A | Tennessee | 76 84 | 79 | A | Wright St. | 79 63 | 120 | H | Tennessee Tech | 72 77 |
| | | | | | | | | 99 | H | Tol edo | 69 78 | 134 | A | Chattanooga | 67 51 |
| | | | | | | | | | | | | 142 | H | Arkansas St. | 74 55 |
| | | | | | | | | | | | | 180 | H | Morehead St. | 77 50 |
| | | | | | | | | | | | | 196 | A | Jacksonville St. | 64 41 |
| | | | | | | | | | | | | 196 | H | Jacksonville St. | 66 52 |
| | | | | | | | | | | | | 285 | A | Northern Ky. | 71 53 |
| | | | | | | | | | | | | 317 | H | Eastern Ky. | 69 43 |
| | | | | | | | | | | | | 331 | H | Lipscomb | 83 43 |
| ----- | | | | | | | | | | | | | | | |
| LAST 12 Division I GAMES: | | | | | | | | | | | | | | | |
| 196 | A | Jacksonville St. | 64 41 | 317 | H | Eastern Ky. | 69 43 | 180 | H | Morehead St. | 77 50 | 120 | H | Tennessee Tech | 72 77 |
| 134 | A | Chattanooga | 67 51 | 196 | H | Jacksonville St. | 66 52 | 39 | A | Tennessee | 76 84 | 142 | H | Arkansas St. | 74 55 |
| 331 | H | Lipscomb | 83 43 | 99 | H | Tol edo | 69 78 | 49 | A | Wright St. | 79 63 | 180 | H | Morehead St. | 77 50 |
| 37 | A | Clemson | 62 65 | 285 | A | Northern Ky. | 71 53 | 142 | H | Arkansas St. | 74 55 | 196 | A | Jacksonville St. | 64 41 |

Non-Div I Games:

Belmont

| | | | | | | | | | | |
|-------------------|----------|-----------|----------------|------------|-------------|---------------|------|------|-------|-----------|
| Average RPI Win: | 288 | WON-LOST | WINNING | LAST 10 | STRENGTH OF | OPP. STRENGTH | TEAM | ADJ. | CONF. | ADJ CONF. |
| Average RPI Loss: | 211 | RECORD | PCT. RANK | GAMES | SCHEDULE | OF SCHEDULE | RPI | RPI | RPI | RPI |
| DIV. I ONLY | 6- 7 | 202 | 5-5 | 335 | 306 | 248 | 248 | 32 | 32 | |
| DIV. I NON-CONF. | 5- 5 | 162 | 0- 0 | 338 | 231 | 244 | 244 | 32 | 32 | |
| ----- | | | | | | | | | | |
| TOTALS | RPI 1-25 | RPI 26-50 | W-L RECORDS | RPI 51-100 | RPI 101-150 | RPI 150+ | | | | |
| 6- 7 | 0- 0 | 0- 0 | OVERALL | 0- 0 | 0- 1 | 6- 6 | | | | |
| 3- 0 | 0- 0 | 0- 0 | HOME | 0- 0 | 0- 0 | 3- 0 | | | | |
| 2- 7 | 0- 0 | 0- 0 | AWAY | 0- 0 | 0- 1 | 2- 6 | | | | |
| 1- 0 | 0- 0 | 0- 0 | NEUTRAL | 0- 0 | 0- 0 | 1- 0 | | | | |
| 5- 5 | 0- 0 | 0- 0 | NON-CONFERENCE | 0- 0 | 0- 1 | 5- 4 | | | | |
| 3- 0 | 0- 0 | 0- 0 | HOME | 0- 0 | 0- 0 | 3- 0 | | | | |
| 1- 5 | 0- 0 | 0- 0 | AWAY | 0- 0 | 0- 1 | 1- 4 | | | | |
| 1- 0 | 0- 0 | 0- 0 | NEUTRAL | 0- 0 | 0- 0 | 1- 0 | | | | |
| 1- 2 | 0- 0 | 0- 0 | CONFERENCE | 0- 0 | 0- 0 | 1- 2 | | | | |
| 0- 0 | 0- 0 | 0- 0 | HOME | 0- 0 | 0- 0 | 0- 0 | | | | |
| 1- 2 | 0- 0 | 0- 0 | AWAY | 0- 0 | 0- 0 | 1- 2 | | | | |
| 0- 0 | 0- 0 | 0- 0 | NEUTRAL | 0- 0 | 0- 0 | 0- 0 | | | | |

| RPI 1-25 | | | | RPI 26-50 | | | | RPI 51-100 | | | | RPI 101+ Team's RPI: 248 | | | |
|---------------------------|---|----------|-------|-----------|---|--------------|-------|------------|---|----------|-------|--------------------------|---|---------------|-------|
| RPI | S | Opponent | Score | RPI | S | Opponent | Score | RPI | S | Opponent | Score | RPI | S | Opponent | Score |
| | | | | | | | | | | | | 139 | A | South Fla. | 39 88 |
| | | | | | | | | | | | | 157 | A | Charlotte | 69 73 |
| | | | | | | | | | | | | 194 | A | Georgia St. | 57 62 |
| | | | | | | | | | | | | 203 | A | Florida | 53 64 |
| | | | | | | | | | | | | 219 | A | Jacksonville | 58 56 |
| | | | | | | | | | | | | 222 | A | Howard | 40 61 |
| | | | | | | | | | | | | 265 | H | Liberty | 81 76 |
| | | | | | | | | | | | | 279 | A | Ga. Southern | 76 77 |
| | | | | | | | | | | | | 281 | A | Norfolk St. | 50 57 |
| | | | | | | | | | | | | 282 | H | North Florida | 76 60 |
| | | | | | | | | | | | | 296 | N | Kennesaw St. | 64 61 |
| | | | | | | | | | | | | 315 | H | FIU | 68 57 |
| | | | | | | | | | | | | 348 | A | N. C. Central | 67 50 |
| LAST 12 Division I GAMES: | | | | | | | | | | | | | | | |
| | | | | 281 | A | Norfolk St. | 50 57 | | | | | 222 | A | Howard | 40 61 |
| | | | | 203 | A | Florida | 53 64 | | | | | 348 | A | N. C. Central | 67 50 |
| | | | | 219 | A | Jacksonville | 58 56 | | | | | 157 | A | Charlotte | 69 73 |
| | | | | 279 | A | Ga. Southern | 76 77 | | | | | 194 | A | Georgia St. | 57 62 |
| | | | | 315 | H | FIU | 68 57 | | | | | 296 | N | Kennesaw St. | 64 61 |
| | | | | 139 | A | South Fla. | 39 88 | | | | | 282 | H | North Florida | 76 60 |

Non-Div I Games: Flagler 74 59 Edward Waters 73 46

Bethune-Cookman

| | | | | | | | | | | |
|-------------------|----------|-----------|----------------|------------|-------------|---------------|------|------|-------|-----------|
| Average RPI Win: | 292 | WON-LOST | WINNING | LAST 10 | STRENGTH OF | OPP. STRENGTH | TEAM | ADJ. | CONF. | ADJ CONF. |
| Average RPI Loss: | 160 | RECORD | PCT. RANK | GAMES | SCHEDULE | OF SCHEDULE | RPI | RPI | RPI | RPI |
| DIV. I ONLY | 5- 10 | 250 | 3-7 | 129 | 314 | 233 | 233 | 23 | 23 | |
| DIV. I NON-CONF. | 3- 8 | 267 | 0- 0 | 72 | 284 | 232 | 232 | 24 | 24 | |
| ----- | | | | | | | | | | |
| TOTALS | RPI 1-25 | RPI 26-50 | W-L RECORDS | RPI 51-100 | RPI 101-150 | RPI 150+ | | | | |
| 5- 10 | 0- 2 | 0- 1 | OVERALL | 0- 0 | 0- 2 | 5- 5 | | | | |
| 4- 3 | 0- 0 | 0- 0 | HOME | 0- 0 | 0- 2 | 4- 1 | | | | |
| 1- 7 | 0- 2 | 0- 1 | AWAY | 0- 0 | 0- 0 | 1- 4 | | | | |
| 0- 0 | 0- 0 | 0- 0 | NEUTRAL | 0- 0 | 0- 0 | 0- 0 | | | | |
| 3- 8 | 0- 2 | 0- 1 | NON-CONFERENCE | 0- 0 | 0- 1 | 3- 4 | | | | |
| 3- 2 | 0- 0 | 0- 0 | HOME | 0- 0 | 0- 1 | 3- 1 | | | | |
| 0- 6 | 0- 2 | 0- 1 | AWAY | 0- 0 | 0- 0 | 0- 3 | | | | |
| 0- 0 | 0- 0 | 0- 0 | NEUTRAL | 0- 0 | 0- 0 | 0- 0 | | | | |
| 2- 2 | 0- 0 | 0- 0 | CONFERENCE | 0- 0 | 0- 1 | 2- 1 | | | | |
| 1- 1 | 0- 0 | 0- 0 | HOME | 0- 0 | 0- 1 | 1- 0 | | | | |
| 1- 1 | 0- 0 | 0- 0 | AWAY | 0- 0 | 0- 0 | 1- 1 | | | | |
| 0- 0 | 0- 0 | 0- 0 | NEUTRAL | 0- 0 | 0- 0 | 0- 0 | | | | |

| RPI 1-25 | | | | RPI 26-50 | | | | RPI 51-100 | | | | RPI 101+ Team's RPI: 233 | | | |
|---------------------------|---|---------------------|--------|-----------|---|---------------|--------|------------|---|----------|-------|--------------------------|---|---------------------|-------|
| RPI | S | Opponent | Score | RPI | S | Opponent | Score | RPI | S | Opponent | Score | RPI | S | Opponent | Score |
| 1 | A | Notre Dame | 53 103 | 42 | A | Ohio | 49 86 | | | | | 118 | H | Lehigh | 55 65 |
| 12 | A | Marquette | 40 93 | | | | | | | | | 135 | H | Stony Brook | 56 65 |
| | | | | | | | | | | | | 190 | H | Cornell | 72 61 |
| | | | | | | | | | | | | 208 | H | Rider | 57 62 |
| | | | | | | | | | | | | 228 | A | Dartmouth | 39 63 |
| | | | | | | | | | | | | 235 | A | Niagara | 72 79 |
| | | | | | | | | | | | | 288 | A | Albany (NY) | 56 61 |
| | | | | | | | | | | | | 298 | H | Army West Point | 60 47 |
| | | | | | | | | | | | | 309 | H | UMBC | 67 45 |
| | | | | | | | | | | | | 313 | A | New Hampshire | 71 62 |
| | | | | | | | | | | | | 330 | A | Lafayette | 50 59 |
| | | | | | | | | | | | | 349 | H | Fairleigh Dickinson | 73 54 |
| ----- | | | | | | | | | | | | | | | |
| LAST 12 Division I GAMES: | | | | | | | | | | | | | | | |
| 309 | H | UMBC | 67 45 | 135 | H | Stony Brook | 56 65 | | | | | | | | |
| 208 | H | Rider | 57 62 | 313 | A | New Hampshire | 71 62 | | | | | | | | |
| 235 | A | Niagara | 72 79 | 288 | A | Albany (NY) | 56 61 | | | | | | | | |
| 349 | H | Fairleigh Dickinson | 73 54 | 228 | A | Dartmouth | 39 63 | | | | | | | | |
| 298 | H | Army West Point | 60 47 | 12 | A | Marquette | 40 93 | | | | | | | | |
| 118 | H | Lehigh | 55 65 | 1 | A | Notre Dame | 53 103 | | | | | | | | |

Non-Div I Games: Charleston (WV) 69 62 Caldwell 73 54

Binghamton

Average RPI Win: 168

Average RPI Loss: 54

WON-LOST
RECORDWINNING
PCT. RANKLAST 10
GAMESSTRENGTH OF
SCHEDULEOPP. STRENGTH
OF SCHEDULETEAM
RPIADJ.
RPICONF.
RPIADJ CONF.
RPIDIV. I ONLY
DIV. I NON-CONF.11- 2
7- 221
589-1
1- 0253
20813
668
6668
6612
1112
11

TOTALS

RPI 1-25

RPI 26-50

W-L RECORDS

RPI 51-100

RPI 101-150

RPI 150+

11- 2

0- 1

0- 0

OVERALL

3- 1

1- 0

7- 0

5- 1

0- 1

0- 0

HOME

1- 0

0- 0

4- 0

3- 1

0- 0

0- 0

AWAY

1- 1

0- 0

2- 0

3- 0

0- 0

0- 0

NEUTRAL

1- 0

1- 0

1- 0

7- 2

0- 1

0- 0

NON-CONFERENCE

2- 1

1- 0

4- 0

3- 1

0- 1

0- 0

HOME

0- 0

0- 0

3- 0

1- 1

0- 0

0- 0

AWAY

1- 1

0- 0

0- 0

3- 0

0- 0

0- 0

NEUTRAL

1- 0

1- 0

1- 0

4- 0

0- 0

0- 0

CONFERENCE

1- 0

0- 0

3- 0

2- 0

0- 0

0- 0

HOME

1- 0

0- 0

1- 0

2- 0

0- 0

0- 0

AWAY

0- 0

0- 0

2- 0

0- 0

0- 0

0- 0

NEUTRAL

0- 0

0- 0

0- 0

RPI 1-25

RPI 26-50

RPI 51-100 Team's RPI: 68

RPI 101+

| RPI | S | Opponent | Score |
|-----|---|------------|-------|
| 7 | H | Louisville | 55 74 |

| RPI | S | Opponent | Score |
|-----|---|----------|-------|
|-----|---|----------|-------|

| RPI | S | Opponent | Score |
|-----|---|----------------|-------|
| 56 | H | Wyoming | 72 64 |
| 76 | N | UNI | 61 60 |
| 98 | A | Washington | 73 69 |
| 100 | A | Washington St. | 71 95 |

| RPI | S | Opponent | Score |
|-----|---|--------------------|-------|
| 113 | N | Idaho | 91 85 |
| 156 | H | CSUN | 74 63 |
| 184 | H | Eastern Wash. | 67 55 |
| 189 | H | Southern Utah | 88 53 |
| 206 | A | San Diego St. | 69 66 |
| 221 | N | Saint Francis (PA) | 78 64 |
| 240 | A | Nevada | 75 74 |
| 310 | H | San Jose St. | 99 68 |

LAST 12 Division I GAMES:

| | | | | | | | |
|-----|---|----------------|-------|-----|---|--------------------|-------|
| 98 | A | Washington | 73 69 | 240 | A | Nevada | 75 74 |
| 184 | H | Eastern Wash. | 67 55 | 310 | H | San Jose St. | 99 68 |
| 100 | A | Washington St. | 71 95 | 206 | A | San Diego St. | 69 66 |
| 76 | N | UNI | 61 60 | 56 | H | Wyoming | 72 64 |
| 113 | N | Idaho | 91 85 | 189 | H | Southern Utah | 88 53 |
| 7 | H | Louisville | 55 74 | 221 | N | Saint Francis (PA) | 78 64 |

Non-Div I Games: Southern Ore. 91 46 Northwest Chrst. 93 26

Boi se St.

Loss, Non-Conf, S Site, H Home A Away N Neutral

| | | | | | | | | | | |
|-------------------|----------|-----------|----------------|------------|-------------|---------------|------|------|-------|-----------|
| Average RPI Win: | 210 | WON-LOST | WINNING | LAST 10 | STRENGTH OF | OPP. STRENGTH | TEAM | ADJ. | CONF. | ADJ CONF. |
| Average RPI Loss: | 51 | RECORD | PCT. RANK | GAMES | SCHEDULE | OF SCHEDULE | RPI | RPI | RPI | RPI |
| DIV. I ONLY | 13- 5 | 62 | 6-4 | 81 | 175 | 85 | 85 | 1 | 1 | |
| DIV. I NON-CONF. | 11- 2 | 33 | 1- 0 | 183 | 294 | 91 | 91 | 1 | 1 | |
| ----- | | | | | | | | | | |
| TOTALS | RPI 1-25 | RPI 26-50 | W-L RECORDS | RPI 51-100 | RPI 101-150 | RPI 150+ | | | | |
| 13- 5 | 0- 2 | 0- 1 | OVERALL | 1- 2 | 2- 0 | 10- 0 | | | | |
| 7- 5 | 0- 2 | 0- 1 | HOME | 0- 2 | 0- 0 | 7- 0 | | | | |
| 4- 0 | 0- 0 | 0- 0 | AWAY | 1- 0 | 2- 0 | 1- 0 | | | | |
| 2- 0 | 0- 0 | 0- 0 | NEUTRAL | 0- 0 | 0- 0 | 2- 0 | | | | |
| 11- 2 | 0- 0 | 0- 0 | NON-CONFERENCE | 0- 2 | 1- 0 | 10- 0 | | | | |
| 7- 2 | 0- 0 | 0- 0 | HOME | 0- 2 | 0- 0 | 7- 0 | | | | |
| 2- 0 | 0- 0 | 0- 0 | AWAY | 0- 0 | 1- 0 | 1- 0 | | | | |
| 2- 0 | 0- 0 | 0- 0 | NEUTRAL | 0- 0 | 0- 0 | 2- 0 | | | | |
| 2- 3 | 0- 2 | 0- 1 | CONFERENCE | 1- 0 | 1- 0 | 0- 0 | | | | |
| 0- 3 | 0- 2 | 0- 1 | HOME | 0- 0 | 0- 0 | 0- 0 | | | | |
| 2- 0 | 0- 0 | 0- 0 | AWAY | 1- 0 | 1- 0 | 0- 0 | | | | |
| 0- 0 | 0- 0 | 0- 0 | NEUTRAL | 0- 0 | 0- 0 | 0- 0 | | | | |

| RPI 1-25 | | | | RPI 26-50 | | | | RPI 51-100 | | | | Team's RPI : 85 | | | | RPI 101+ | | | |
|---------------------------|---|-------------|--------|-----------|---|---------------|-------|------------|---|---------------|-------|-----------------|---|-------------------|--------|----------|---|----------|-------|
| RPI | S | Opponent | Score | RPI | S | Opponent | Score | RPI | S | Opponent | Score | RPI | S | Opponent | Score | RPI | S | Opponent | Score |
| 8 | H | NC State | 69 85 | 44 | H | Georgi a Tech | 76 81 | 80 | A | Pi ttsburgh | 59 55 | 108 | A | Wake Forest | 65 64 | | | | |
| 21 | H | Florida St. | 71 91 | | | | | 90 | H | Mi nnesota | 69 77 | 121 | A | Houston | 64 57 | | | | |
| | | | | | | | | 93 | H | Provi dence | 57 61 | 158 | H | Boston U. | 78 51 | | | | |
| | | | | | | | | | | | | 173 | A | Rhode I sl and | 88 64 | | | | |
| | | | | | | | | | | | | 208 | N | Ri der | 112 61 | | | | |
| | | | | | | | | | | | | 228 | H | Dartmouth | 99 68 | | | | |
| | | | | | | | | | | | | 244 | H | Holy Cross | 89 63 | | | | |
| | | | | | | | | | | | | 255 | H | Col umbi a | 74 60 | | | | |
| | | | | | | | | | | | | 259 | H | Campbel I | 76 56 | | | | |
| | | | | | | | | | | | | 276 | H | Bryant | 83 46 | | | | |
| | | | | | | | | | | | | 308 | H | Saint Peter' s | 89 57 | | | | |
| | | | | | | | | | | | | 314 | N | Loyol a Maryl and | 73 47 | | | | |
| LAST 12 Division I GAMES: | | | | | | | | | | | | | | | | | | | |
| 208 | N | Ri der | 112 61 | 21 | H | Florida St. | 71 91 | 80 | A | Pi ttsburgh | 59 55 | 108 | A | Wake Forest | 65 64 | | | | |
| 259 | H | Campbel I | 76 56 | 80 | A | Pi ttsburgh | 59 55 | 90 | H | Mi nnesota | 69 77 | 121 | A | Houston | 64 57 | | | | |
| 158 | H | Boston U. | 78 51 | 93 | H | Provi dence | 57 61 | 108 | A | Wake Forest | 65 64 | 158 | H | Boston U. | 78 51 | | | | |
| 90 | H | Mi nnesota | 69 77 | 80 | A | Pi ttsburgh | 59 55 | 8 | H | NC State | 69 85 | 173 | A | Rhode Island | 88 64 | | | | |
| 276 | H | Bryant | 83 46 | 44 | H | Georgi a Tech | 76 81 | 44 | H | Georgi a Tech | 76 81 | 208 | N | Ri der | 112 61 | | | | |
| 255 | H | Col umbi a | 74 60 | 228 | H | Dartmouth | 99 68 | 228 | H | Dartmouth | 99 68 | 244 | H | Holy Cross | 89 63 | | | | |

Non-Div I Games:

Boston College

| | | | | | | | | | | | |
|------------------|----------|------|-----------|-----------|----------------|-------------|---------------|-------------|------|----------|-----------|
| Average RPI | Win: | 222 | WON-LOST | WINNING | LAST 10 | STRENGTH OF | OPP. STRENGTH | TEAM | ADJ. | CONF. | ADJ CONF. |
| Average RPI | Loss: | 142 | RECORD | PCT. RANK | GAMES | SCHEDULE | OF SCHEDULE | RPI | RPI | RPI | RPI |
| DIV. I ONLY | | 8- 7 | | 150 | 5-5 | 167 | 219 | 158 | 158 | 20 | 20 |
| DIV. I NON-CONF. | | 4- 6 | | 212 | 0- 0 | 156 | 207 | 206 | 206 | 23 | 23 |
| ----- | | | | | | | | | | | |
| TOTALS | RPI 1-25 | | RPI 26-50 | | W-L RECORDS | RPI 51-100 | | RPI 101-150 | | RPI 150+ | |
| 8- 7 | 0- 0 | | 1- 0 | | OVERALL | 0- 3 | | 1- 1 | | 6- 3 | |
| 6- 1 | 0- 0 | | 0- 0 | | HOME | 0- 0 | | 1- 0 | | 5- 1 | |
| 2- 6 | 0- 0 | | 1- 0 | | AWAY | 0- 3 | | 0- 1 | | 1- 2 | |
| 0- 0 | 0- 0 | | 0- 0 | | NEUTRAL | 0- 0 | | 0- 0 | | 0- 0 | |
| 4- 6 | 0- 0 | | 0- 0 | | NON-CONFERENCE | 0- 3 | | 0- 1 | | 4- 2 | |
| 4- 0 | 0- 0 | | 0- 0 | | HOME | 0- 0 | | 0- 0 | | 4- 0 | |
| 0- 6 | 0- 0 | | 0- 0 | | AWAY | 0- 3 | | 0- 1 | | 0- 2 | |
| 0- 0 | 0- 0 | | 0- 0 | | NEUTRAL | 0- 0 | | 0- 0 | | 0- 0 | |
| 4- 1 | 0- 0 | | 1- 0 | | CONFERENCE | 0- 0 | | 1- 0 | | 2- 1 | |
| 2- 1 | 0- 0 | | 0- 0 | | HOME | 0- 0 | | 1- 0 | | 1- 1 | |
| 2- 0 | 0- 0 | | 1- 0 | | AWAY | 0- 0 | | 0- 0 | | 1- 0 | |
| 0- 0 | 0- 0 | | 0- 0 | | NEUTRAL | 0- 0 | | 0- 0 | | 0- 0 | |

| RPI 1-25 | | | | RPI 26-50 | | | | RPI 51-100 | | | | RPI 101+ | | | | Team's RPI: 158 |
|---------------------------|---|----------|-------|-----------|---|---------------|-------|------------|---|-----------------|-------|----------|---|-----------------|-------|-----------------|
| RPI | S | Opponent | Score | RPI | S | Opponent | Score | RPI | S | Opponent | Score | RPI | S | Opponent | Score | |
| | | | | 50 | A | Bucknell | 70 62 | 51 | A | Northeastern | 51 81 | 118 | H | Lehigh | 58 45 | |
| | | | | | | | | 72 | A | Harvard | 47 67 | 124 | A | Marist | 57 68 | |
| | | | | | | | | 85 | A | Boston College | 51 78 | 193 | H | Delaware | 72 61 | |
| | | | | | | | | | | | | 198 | A | Massachusetts | 55 66 | |
| | | | | | | | | | | | | 213 | H | Brown | 72 51 | |
| | | | | | | | | | | | | 228 | A | Dartmouth | 44 64 | |
| | | | | | | | | | | | | 238 | H | Colgate | 72 81 | |
| | | | | | | | | | | | | 276 | H | Bryant | 67 65 | |
| | | | | | | | | | | | | 298 | H | Army West Point | 63 51 | |
| | | | | | | | | | | | | 313 | H | New Hampshire | 60 39 | |
| | | | | | | | | | | | | 314 | A | Loyola Maryland | 64 62 | |
| ----- | | | | | | | | | | | | | | | | |
| LAST 12 Division I GAMES: | | | | | | | | | | | | | | | | |
| | | | | 238 | H | Colgate | 72 81 | 118 | H | Lehigh | 58 45 | | | | | |
| | | | | 198 | A | Massachusetts | 55 66 | 314 | A | Loyola Maryland | 64 62 | | | | | |
| | | | | 228 | A | Dartmouth | 44 64 | 50 | A | Bucknell | 70 62 | | | | | |
| | | | | 193 | H | Delaware | 72 61 | 298 | H | Army West Point | 63 51 | | | | | |
| | | | | 313 | H | New Hampshire | 60 39 | 72 | A | Harvard | 47 67 | | | | | |
| | | | | 276 | H | Bryant | 67 65 | 85 | A | Boston College | 51 78 | | | | | |

Non-Div I Games:

Boston U.

Average RPI Win: 278

Average RPI Loss: 167

WON-LOST
RECORDWINNING
PCT. RANKLAST 10
GAMESSTRENGTH OF
SCHEDULEOPP. STRENGTH
OF SCHEDULETEAM
RPIADJ.
RPICONF.
RPIADJ CONF.
RPIDIV. I ONLY
DIV. I NON-CONF.6- 8
6- 4211
1254-6
0- 0214
226322
327223
163223
1638
88
8

TOTALS

RPI 1-25

RPI 26-50

W-L RECORDS

RPI 51-100

RPI 101-150

RPI 150+

6- 8 0- 1
4- 2 0- 0
2- 5 0- 1
0- 1 0- 00- 0
0- 0
0- 0
0- 0OVERALL
HOME
AWAY
NEUTRAL0- 0
0- 0
0- 0
0- 00- 1
0- 1
0- 0
0- 06- 6
4- 1
2- 4
0- 16- 4 0- 1
4- 0 0- 0
2- 3 0- 1
0- 1 0- 00- 0
0- 0
0- 0
0- 0NON-CONFERENCE
HOME
AWAY
NEUTRAL0- 0
0- 0
0- 0
0- 00- 0
0- 0
0- 0
0- 06- 3
4- 0
2- 2
0- 10- 4 0- 0
0- 2 0- 0
0- 2 0- 0
0- 0 0- 00- 0
0- 0
0- 0
0- 0CONFERENCE
HOME
AWAY
NEUTRAL0- 0
0- 0
0- 0
0- 00- 1
0- 1
0- 0
0- 00- 3
0- 1
0- 2
0- 0

RPI 1-25

RPI S Opponent Score
25 A Michigan St. 69 99

RPI 26-50

RPI S Opponent Score

RPI 51-100

RPI S Opponent Score

RPI 101+

Team's RPI: 223

| RPI | S | Opponent | Score |
|-----|---|-----------------|-------|
| 104 | H | Northern Ill. | 52 66 |
| 171 | A | Xavier | 49 65 |
| 176 | A | Akron | 71 74 |
| 178 | N | Mercer | 63 76 |
| 186 | A | Ball St. | 70 77 |
| 202 | A | Coastal Caro. | 80 81 |
| 242 | H | Loyola Chi cago | 88 74 |
| 246 | H | Marshall | 99 76 |
| 262 | H | Robert Morris | 61 60 |
| 294 | A | Canisius | 74 53 |
| 295 | H | Western Mich. | 82 84 |
| 299 | A | Valparaiso | 79 72 |
| 323 | H | Detroit Mercy | 79 73 |

LAST 12 Division I GAMES:

| | | | | | | | | | |
|-----|---|-----------------|----|----|-----|---|---------------|----|----|
| 104 | H | Northern Ill. | 52 | 66 | 176 | A | Akron | 71 | 74 |
| 171 | A | Xavier | 49 | 65 | 186 | A | Ball St. | 70 | 77 |
| 178 | N | Mercer | 63 | 76 | 295 | H | Western Mich. | 82 | 84 |
| 202 | A | Coastal Caro. | 80 | 81 | 299 | A | Valparaiso | 79 | 72 |
| 242 | H | Loyola Chi cago | 88 | 74 | 323 | H | Detroit Mercy | 79 | 73 |
| 262 | H | Robert Morris | 61 | 60 | 294 | A | Canisius | 74 | 53 |

Bowling Green

Bowling Green

Non-Div I Games: Davis & Elkins 63 28

Bowling Green

Loss, Non-Conf, S Site, H Home A Away N Neutral

| | | | | | | | | | | |
|-------------------|----------|-----------|----------------|------------|-------------|---------------|------|------|-------|-----------|
| Average RPI Win: | 259 | WON-LOST | WINNING | LAST 10 | STRENGTH OF | OPP. STRENGTH | TEAM | ADJ. | CONF. | ADJ CONF. |
| Average RPI Loss: | 61 | RECORD | PCT. RANK | GAMES | SCHEDULE | OF SCHEDULE | RPI | RPI | RPI | RPI |
| DIV. I ONLY | 11- 4 | 58 | 6-4 | 327 | 110 | 177 | 177 | 13 | 13 | |
| DIV. I NON-CONF. | 9- 1 | 31 | 1- 0 | 344 | 146 | 139 | 139 | 14 | 14 | |
| ----- | | | | | | | | | | |
| TOTALS | RPI 1-25 | RPI 26-50 | W-L RECORDS | RPI 51-100 | RPI 101-150 | RPI 150+ | | | | |
| 11- 4 | 0- 1 | 0- 1 | OVERALL | 0- 1 | 1- 1 | 10- 0 | | | | |
| 5- 3 | 0- 1 | 0- 0 | HOME | 0- 1 | 0- 1 | 5- 0 | | | | |
| 5- 1 | 0- 0 | 0- 1 | AWAY | 0- 0 | 1- 0 | 4- 0 | | | | |
| 1- 0 | 0- 0 | 0- 0 | NEUTRAL | 0- 0 | 0- 0 | 1- 0 | | | | |
| 9- 1 | 0- 0 | 0- 1 | NON-CONFERENCE | 0- 0 | 0- 0 | 9- 0 | | | | |
| 5- 0 | 0- 0 | 0- 0 | HOME | 0- 0 | 0- 0 | 5- 0 | | | | |
| 3- 1 | 0- 0 | 0- 1 | AWAY | 0- 0 | 0- 0 | 3- 0 | | | | |
| 1- 0 | 0- 0 | 0- 0 | NEUTRAL | 0- 0 | 0- 0 | 1- 0 | | | | |
| 2- 3 | 0- 1 | 0- 0 | CONFERENCE | 0- 1 | 1- 1 | 1- 0 | | | | |
| 0- 3 | 0- 1 | 0- 0 | HOME | 0- 1 | 0- 1 | 0- 0 | | | | |
| 2- 0 | 0- 0 | 0- 0 | AWAY | 0- 0 | 1- 0 | 1- 0 | | | | |
| 0- 0 | 0- 0 | 0- 0 | NEUTRAL | 0- 0 | 0- 0 | 0- 0 | | | | |

| RPI | S | Opponent | Score | RPI | S | Opponent | Score | RPI | S | Opponent | Score | RPI | S | Opponent | Score | Team's RPI: 177 |
|---------------------------|---|---------------|-------|-----|---|--------------|-------|-----|---|----------|-------|-----|---|-------------------|-------|-----------------|
| 14 | H | Drake | 63 92 | 45 | A | Purdue | 61 74 | 76 | H | UNI | 78 81 | 110 | H | Missouri St. | 56 68 | |
| | | | | | | | | | | | | 149 | A | Indiana St. | 61 45 | |
| | | | | | | | | | | | | 193 | N | Delaware | 59 47 | |
| | | | | | | | | | | | | 216 | H | Eastern Ill. | 67 64 | |
| | | | | | | | | | | | | 224 | H | Southeast Mo. St. | 85 79 | |
| | | | | | | | | | | | | 234 | H | Western Ill. | 82 68 | |
| | | | | | | | | | | | | 260 | A | Cleveland St. | 67 65 | |
| | | | | | | | | | | | | 289 | A | Fla. Atlantic | 80 59 | |
| | | | | | | | | | | | | 291 | H | Oakland | 73 64 | |
| | | | | | | | | | | | | 311 | A | Omaha | 80 60 | |
| | | | | | | | | | | | | 340 | H | Chicago St. | 89 59 | |
| | | | | | | | | | | | | 345 | A | Evansville | 75 68 | |
| ----- | | | | | | | | | | | | | | | | |
| LAST 12 Division I GAMES: | | | | | | | | | | | | | | | | |
| 289 | A | Fla. Atlantic | 80 59 | 110 | H | Missouri St. | 56 68 | | | | | | | | | |
| 45 | A | Purdue | 61 74 | 149 | A | Indiana St. | 61 45 | | | | | | | | | |
| 260 | A | Cleveland St. | 67 65 | 345 | A | Evansville | 75 68 | | | | | | | | | |
| 311 | A | Omaha | 80 60 | 76 | H | UNI | 78 81 | | | | | | | | | |
| 234 | H | Western Ill. | 82 68 | 14 | H | Drake | 63 92 | | | | | | | | | |
| 291 | H | Oakland | 73 64 | 340 | H | Chicago St. | 89 59 | | | | | | | | | |

Non-Div I Games: Rockhurst 83 40

Bradley

| | | | | | | | | | | |
|-------------------|----------|-----------|----------------|------------|-------------|---------------|------|------|-------|-----------|
| Average RPI Win: | 273 | WON-LOST | WINNING | LAST 10 | STRENGTH OF | OPP. STRENGTH | TEAM | ADJ. | CONF. | ADJ CONF. |
| Average RPI Loss: | 133 | RECORD | PCT. RANK | GAMES | SCHEDULE | OF SCHEDULE | RPI | RPI | RPI | RPI |
| DIV. I ONLY | 7- 8 | 192 | 5-5 | 260 | 220 | 213 | 213 | 11 | 11 | |
| DIV. I NON-CONF. | 6- 8 | 199 | 0- 1 | 286 | 232 | 246 | 246 | 12 | 12 | |
| ----- | | | | | | | | | | |
| TOTALS | RPI 1-25 | RPI 26-50 | W-L RECORDS | RPI 51-100 | RPI 101-150 | RPI 150+ | | | | |
| 7- 8 | 0- 1 | 0- 1 | OVERALL | 0- 1 | 1- 1 | 6- 4 | | | | |
| 4- 2 | 0- 0 | 0- 1 | HOME | 0- 0 | 1- 0 | 3- 1 | | | | |
| 2- 6 | 0- 1 | 0- 0 | AWAY | 0- 1 | 0- 1 | 2- 3 | | | | |
| 1- 0 | 0- 0 | 0- 0 | NEUTRAL | 0- 0 | 0- 0 | 1- 0 | | | | |
| 6- 8 | 0- 1 | 0- 1 | NON-CONFERENCE | 0- 1 | 0- 1 | 6- 4 | | | | |
| 3- 2 | 0- 0 | 0- 1 | HOME | 0- 0 | 0- 0 | 3- 1 | | | | |
| 2- 6 | 0- 1 | 0- 0 | AWAY | 0- 1 | 0- 1 | 2- 3 | | | | |
| 1- 0 | 0- 0 | 0- 0 | NEUTRAL | 0- 0 | 0- 0 | 1- 0 | | | | |
| 1- 0 | 0- 0 | 0- 0 | CONFERENCE | 0- 0 | 1- 0 | 0- 0 | | | | |
| 1- 0 | 0- 0 | 0- 0 | HOME | 0- 0 | 1- 0 | 0- 0 | | | | |
| 0- 0 | 0- 0 | 0- 0 | AWAY | 0- 0 | 0- 0 | 0- 0 | | | | |
| 0- 0 | 0- 0 | 0- 0 | NEUTRAL | 0- 0 | 0- 0 | 0- 0 | | | | |

| RPI 1-25 | | | | RPI 26-50 | | | | RPI 51-100 | | | | RPI 101+ Team's RPI: 213 | | | |
|---------------------------|---|---------------|-------|-----------|---|---------------|---------|------------|---|---------------|---------|--------------------------|---|-------------------|---------|
| RPI | S | Opponent | Score | RPI | S | Opponent | Score | RPI | S | Opponent | Score | RPI | S | Opponent | Score |
| 17 | A | Rutgers | 52 73 | 50 | H | Bucknell | 78 91 | 89 | A | Maine | 96 102 | 104 | A | Northern Ill. | 102 109 |
| | | | | | | | | | | | | 128 | H | Yale | 86 71 |
| | | | | | | | | | | | | 158 | A | Boston U. | 51 72 |
| | | | | | | | | | | | | 173 | A | Rhode Island | 67 72 |
| | | | | | | | | | | | | 198 | H | Massachusetts | 61 90 |
| | | | | | | | | | | | | 244 | A | Holy Cross | 89 85 |
| | | | | | | | | | | | | 276 | A | Bryant | 57 75 |
| | | | | | | | | | | | | 276 | N | Bryant | 84 68 |
| | | | | | | | | | | | | 300 | H | Central Conn. St. | 68 63 |
| | | | | | | | | | | | | 307 | H | Fairfield | 68 49 |
| | | | | | | | | | | | | 313 | H | New Hampshire | 76 70 |
| | | | | | | | | | | | | 340 | A | Chicago St. | 90 65 |
| LAST 12 Division I GAMES: | | | | | | | | | | | | | | | |
| 173 | A | Rhode Island | 67 72 | 128 | H | Yale | 86 71 | 17 | A | Rutgers | 52 73 | 104 | A | Northern Ill. | 102 109 |
| 50 | H | Bucknell | 78 91 | 17 | A | Rutgers | 52 73 | 104 | A | Northern Ill. | 102 109 | 340 | A | Chicago St. | 90 65 |
| 198 | H | Massachusetts | 61 90 | 104 | A | Northern Ill. | 102 109 | 89 | A | Maine | 96 102 | 276 | N | Bryant | 84 68 |
| 307 | H | Fairfield | 68 49 | 340 | A | Chicago St. | 90 65 | | | | | | | | |
| 244 | A | Holy Cross | 89 85 | | | | | | | | | | | | |
| 313 | H | New Hampshire | 76 70 | | | | | | | | | | | | |

Non-Div I Games: Johnson & Wales (RI) 78 46 Adelphi 75 62

Brown

| | | | | | | | | | | |
|-------------------|----------|-----------|----------------|------------|-------------|---------------|------|------|-------|-----------|
| Average RPI Win: | 272 | WON-LOST | WINNING | LAST 10 | STRENGTH OF | OPP. STRENGTH | TEAM | ADJ. | CONF. | ADJ CONF. |
| Average RPI Loss: | 174 | RECORD | PCT. RANK | GAMES | SCHEDULE | OF SCHEDULE | RPI | RPI | RPI | RPI |
| DIV. I ONLY | 4- 11 | 283 | 2-8 | 212 | 319 | 276 | 276 | 31 | 31 | |
| DIV. I NON-CONF. | 2- 9 | 297 | 0- 1 | 153 | 239 | 278 | 278 | 31 | 31 | |
| ----- | | | | | | | | | | |
| TOTALS | RPI 1-25 | RPI 26-50 | W-L RECORDS | RPI 51-100 | RPI 101-150 | RPI 150+ | | | | |
| 4- 11 | 0- 0 | 0- 0 | OVERALL | 0- 4 | 0- 1 | 4- 6 | | | | |
| 2- 3 | 0- 0 | 0- 0 | HOME | 0- 1 | 0- 0 | 2- 2 | | | | |
| 2- 6 | 0- 0 | 0- 0 | AWAY | 0- 2 | 0- 1 | 2- 3 | | | | |
| 0- 2 | 0- 0 | 0- 0 | NEUTRAL | 0- 1 | 0- 0 | 0- 1 | | | | |
| 2- 9 | 0- 0 | 0- 0 | NON-CONFERENCE | 0- 4 | 0- 1 | 2- 4 | | | | |
| 1- 2 | 0- 0 | 0- 0 | HOME | 0- 1 | 0- 0 | 1- 1 | | | | |
| 1- 5 | 0- 0 | 0- 0 | AWAY | 0- 2 | 0- 1 | 1- 2 | | | | |
| 0- 2 | 0- 0 | 0- 0 | NEUTRAL | 0- 1 | 0- 0 | 0- 1 | | | | |
| 2- 2 | 0- 0 | 0- 0 | CONFERENCE | 0- 0 | 0- 0 | 2- 2 | | | | |
| 1- 1 | 0- 0 | 0- 0 | HOME | 0- 0 | 0- 0 | 1- 1 | | | | |
| 1- 1 | 0- 0 | 0- 0 | AWAY | 0- 0 | 0- 0 | 1- 1 | | | | |
| 0- 0 | 0- 0 | 0- 0 | NEUTRAL | 0- 0 | 0- 0 | 0- 0 | | | | |

| RPI 1-25 | | | | RPI 26-50 | | | | RPI 51-100 | | | | RPI 101+ | | | | Team's RPI: 276 |
|---------------------------|---|----------|-------|-----------|---|----------------|-------|------------|---|----------------------|-------|----------|---|----------------------|-------|-----------------|
| RPI | S | Opponent | Score | RPI | S | Opponent | Score | RPI | S | Opponent | Score | RPI | S | Opponent | Score | |
| | | | | | | | | 85 | A | Boston College | 46 83 | 109 | A | West Virginia | 48 94 | |
| | | | | | | | | 89 | H | Maine | 57 74 | 158 | A | Boston U. | 65 67 | |
| | | | | | | | | 92 | A | Hartford | 57 67 | 213 | H | Brown | 75 57 | |
| | | | | | | | | 93 | N | Providence | 64 72 | 213 | N | Brown | 68 84 | |
| | | | | | | | | | | | | 232 | A | Mt. St. Mary's | 73 68 | |
| | | | | | | | | | | | | 237 | A | Sacred Heart | 48 49 | |
| | | | | | | | | | | | | 244 | H | Holy Cross | 62 81 | |
| | | | | | | | | | | | | 278 | H | St. Francis Brooklyn | 55 60 | |
| | | | | | | | | | | | | 292 | A | UMass Lowell | 58 57 | |
| | | | | | | | | | | | | 313 | A | New Hampshire | 74 79 | |
| | | | | | | | | | | | | 351 | H | LIU Brooklyn | 69 62 | |
| ----- | | | | | | | | | | | | | | | | |
| LAST 12 Division I GAMES: | | | | | | | | | | | | | | | | |
| | | | | 93 | N | Providence | 64 72 | 237 | A | Sacred Heart | 48 49 | | | | | |
| | | | | 85 | A | Boston College | 46 83 | 232 | A | Mt. St. Mary's | 73 68 | | | | | |
| | | | | 213 | N | Brown | 68 84 | 278 | H | St. Francis Brooklyn | 55 60 | | | | | |
| | | | | 313 | A | New Hampshire | 74 79 | 351 | H | LIU Brooklyn | 69 62 | | | | | |
| | | | | 158 | A | Boston U. | 65 67 | 244 | H | Holy Cross | 62 81 | | | | | |
| | | | | 109 | A | West Virginia | 48 94 | 92 | A | Hartford | 57 67 | | | | | |

Non-Div I Games:

Bryant

| | | | | | | | | | | |
|-------------------|----------|-----------|----------------|------------|-------------|---------------|------|------|-------|-----------|
| Average RPI Win: | 214 | WON-LOST | WINNING | LAST 10 | STRENGTH OF | OPP. STRENGTH | TEAM | ADJ. | CONF. | ADJ CONF. |
| Average RPI Loss: | 75 | RECORD | PCT. RANK | GAMES | SCHEDULE | OF SCHEDULE | RPI | RPI | RPI | RPI |
| DIV. I ONLY | 13- 4 | 41 | 8-2 | 135 | 168 | 50 | 50 | 20 | 20 | |
| DIV. I NON-CONF. | 9- 3 | 61 | 0- 0 | 136 | 99 | 41 | 41 | 23 | 23 | |
| ----- | | | | | | | | | | |
| TOTALS | RPI 1-25 | RPI 26-50 | W-L RECORDS | RPI 51-100 | RPI 101-150 | RPI 150+ | | | | |
| 13- 4 | 0- 2 | 0- 0 | OVERALL | 1- 0 | 3- 1 | 9- 1 | | | | |
| 6- 1 | 0- 0 | 0- 0 | HOME | 1- 0 | 3- 0 | 2- 1 | | | | |
| 5- 3 | 0- 2 | 0- 0 | AWAY | 0- 0 | 0- 1 | 5- 0 | | | | |
| 2- 0 | 0- 0 | 0- 0 | NEUTRAL | 0- 0 | 0- 0 | 2- 0 | | | | |
| 9- 3 | 0- 2 | 0- 0 | NON-CONFERENCE | 1- 0 | 1- 1 | 7- 0 | | | | |
| 4- 0 | 0- 0 | 0- 0 | HOME | 1- 0 | 1- 0 | 2- 0 | | | | |
| 3- 3 | 0- 2 | 0- 0 | AWAY | 0- 0 | 0- 1 | 3- 0 | | | | |
| 2- 0 | 0- 0 | 0- 0 | NEUTRAL | 0- 0 | 0- 0 | 2- 0 | | | | |
| 4- 1 | 0- 0 | 0- 0 | CONFERENCE | 0- 0 | 2- 0 | 2- 1 | | | | |
| 2- 1 | 0- 0 | 0- 0 | HOME | 0- 0 | 2- 0 | 0- 1 | | | | |
| 2- 0 | 0- 0 | 0- 0 | AWAY | 0- 0 | 0- 0 | 2- 0 | | | | |
| 0- 0 | 0- 0 | 0- 0 | NEUTRAL | 0- 0 | 0- 0 | 0- 0 | | | | |

| RPI | S | Opponent | Score | RPI | S | Opponent | Score | Team's RPI: 50 | RPI | S | Opponent | Score | RPI | S | Opponent | Score |
|---------------------------|---|-----------------|-------|-----|---|-----------|-------|----------------|-----|---|-----------------|-------|-----|---|-----------------|-------|
| 5 | A | Syracuse | 56 70 | | | | | | 71 | H | Quinnipiac | 75 58 | 101 | H | Youngstown St. | 73 68 |
| 11 | A | Iowa St. | 61 86 | | | | | | | | | | 118 | H | Lehigh | 71 53 |
| | | | | | | | | | | | | | 125 | A | Drexel | 42 64 |
| | | | | | | | | | | | | | 150 | H | American | 71 56 |
| | | | | | | | | | | | | | 158 | H | Boston U. | 62 70 |
| | | | | | | | | | | | | | 198 | N | Massachusetts | 77 58 |
| | | | | | | | | | | | | | 208 | H | Rider | 80 59 |
| | | | | | | | | | | | | | 213 | A | Brown | 91 78 |
| | | | | | | | | | | | | | 226 | A | St. Bonaventure | 77 46 |
| | | | | | | | | | | | | | 231 | A | Monmouth | 70 32 |
| | | | | | | | | | | | | | 298 | A | Army West Point | 66 52 |
| | | | | | | | | | | | | | 307 | N | Fairfield | 77 54 |
| | | | | | | | | | | | | | 328 | H | Iona | 81 43 |
| | | | | | | | | | | | | | 330 | A | Lafayette | 56 47 |
| LAST 12 Division I GAMES: | | | | | | | | | | | | | | | | |
| 118 | H | Lehigh | 71 53 | 330 | A | Lafayette | 56 47 | | 298 | A | Army West Point | 66 52 | | | | |
| 208 | H | Rider | 80 59 | | | | | | 158 | H | Boston U. | 62 70 | | | | |
| 328 | H | Iona | 81 43 | | | | | | 150 | H | American | 71 56 | | | | |
| 226 | A | St. Bonaventure | 77 46 | | | | | | 11 | A | Iowa St. | 61 86 | | | | |
| 213 | A | Brown | 91 78 | | | | | | 101 | H | Youngstown St. | 73 68 | | | | |
| 307 | N | Fairfield | 77 54 | | | | | | | | | | | | | |

Non-Div I Games:

Bucknell

| | | | | | | | | | | | |
|----------------------|------|----------|-----------|----------------|-------------|------|---------------|-------------|------|----------|------------|
| Average RPI Win: 192 | | WON-LOST | WINNING | LAST 10 | STRENGTH OF | | OPP. STRENGTH | TEAM | ADJ. | CONF. | ADJ. CONF. |
| Loss: 38 | | RECORD | PCT. RANK | GAMES | SCHEDULE | | OF SCHEDULE | RPI | RPI | RPI | RPI |
| DIV. I ONLY | | 11- 4 | 58 | 7-3 | 64 | | 123 | 35 | 35 | 8 | 8 |
| DIV. I NON-CONF. | | 8- 3 | 71 | 0- 0 | 119 | | 76 | 47 | 47 | 8 | 8 |
| TOTALS | | RPI 1-25 | RPI 26-50 | | W-L RECORDS | | RPI 51-100 | RPI 101-150 | | RPI 150+ | |
| 11- 4 | 0- 2 | 1- 1 | | OVERALL | | 2- 0 | 0- 1 | | 8- 0 | | |
| 3- 2 | 0- 1 | 0- 1 | | HOME | | 0- 0 | 0- 0 | | 3- 0 | | |
| 6- 2 | 0- 1 | 0- 0 | | AWAY | | 1- 0 | 0- 1 | | 5- 0 | | |
| 2- 0 | 0- 0 | 1- 0 | | NEUTRAL | | 1- 0 | 0- 0 | | 0- 0 | | |
| 8- 3 | 0- 2 | 1- 0 | | NON-CONFERENCE | | 1- 0 | 0- 1 | | 6- 0 | | |
| 2- 1 | 0- 1 | 0- 0 | | HOME | | 0- 0 | 0- 0 | | 2- 0 | | |
| 4- 2 | 0- 1 | 0- 0 | | AWAY | | 0- 0 | 0- 1 | | 4- 0 | | |
| 2- 0 | 0- 0 | 1- 0 | | NEUTRAL | | 1- 0 | 0- 0 | | 0- 0 | | |
| 3- 1 | 0- 0 | 0- 1 | | CONFERENCE | | 1- 0 | 0- 0 | | 2- 0 | | |
| 1- 1 | 0- 0 | 0- 1 | | HOME | | 0- 0 | 0- 0 | | 1- 0 | | |
| 2- 0 | 0- 0 | 0- 0 | | AWAY | | 1- 0 | 0- 0 | | 1- 0 | | |
| 0- 0 | 0- 0 | 0- 0 | | NEUTRAL | | 0- 0 | 0- 0 | | 0- 0 | | |

| RPI 1-25 | | | | | |
|----------|---|----------|-------|-----|--|
| RPI | S | Opponent | Score | | |
| 3 | A | Oregon | 82 | 102 | |
| 4 | H | Stanford | 55 | 62 | |

| RPI 26-50 | | | | | |
|-----------|---|------------------|-------|----|--|
| RPI | S | Opponent | Score | | |
| 26 | N | South Dakota St. | 61 | 55 | |
| 42 | H | Ohio | 71 | 74 | |

| Team's RPI: 35 | | | | | |
|----------------|---|------------|-------|----|--|
| RPI | S | Opponent | Score | | |
| 94 | N | Georgetown | 73 | 64 | |
| 96 | A | Miami (OH) | 66 | 59 | |

| RPI 51-100 | | | | | |
|------------|---|-------------------|-------|----|--|
| RPI | S | Opponent | Score | | |
| 103 | A | Dayton | 59 | 72 | |
| 183 | A | Eastern Mich. | 91 | 84 | |
| 186 | H | Ball St. | 77 | 65 | |
| 226 | H | St. Bonaventure | 90 | 43 | |
| 228 | A | Dartmouth | 75 | 69 | |
| 235 | H | Niagara | 88 | 61 | |
| 247 | A | UMES | 69 | 63 | |
| 294 | A | Canisius | 84 | 66 | |
| 300 | A | Central Conn. St. | 82 | 69 | |

| RPI 101+ | | | | | |
|----------|---|-------------------|-------|----|--|
| RPI | S | Opponent | Score | | |
| 103 | A | Dayton | 59 | 72 | |
| 183 | A | Eastern Mich. | 91 | 84 | |
| 186 | H | Ball St. | 77 | 65 | |
| 226 | H | St. Bonaventure | 90 | 43 | |
| 228 | A | Dartmouth | 75 | 69 | |
| 235 | H | Niagara | 88 | 61 | |
| 247 | A | UMES | 69 | 63 | |
| 294 | A | Canisius | 84 | 66 | |
| 300 | A | Central Conn. St. | 82 | 69 | |

| LAST 12 Division I GAMES: | | | | | |
|---------------------------|---|-------------------|----|----|--|
| 186 | H | Ball St. | 77 | 65 | |
| 103 | A | Dayton | 59 | 72 | |
| 294 | A | Canisius | 84 | 66 | |
| 300 | A | Central Conn. St. | 82 | 69 | |
| 26 | N | South Dakota St. | 61 | 55 | |
| 94 | N | Georgetown | 73 | 64 | |
| 96 | A | Miami (OH) | 66 | 59 | |
| 183 | A | Eastern Mich. | 91 | 84 | |
| 42 | H | Ohio | 71 | 74 | |
| 226 | H | St. Bonaventure | 90 | 43 | |
| 4 | H | Stanford | 55 | 62 | |
| 228 | A | Dartmouth | 75 | 69 | |

Non-Div I Games:

Buffal o

ButlerButler

Butler

| | | | | | | | | | |
|-----------------------|-----------------|-------------------|----------------|----------------------|---------------------------|----------|----------|-----------|----------------|
| Average RPI Win: 232 | WON-LOST RECORD | WINNING PCT. RANK | LAST 10 GAMES | STRENGTH OF SCHEDULE | OPP. STRENGTH OF SCHEDULE | TEAM RPI | ADJ. RPI | CONF. RPI | ADJ. CONF. RPI |
| Average RPI Loss: 208 | | | | | | | | | |
| DIV. I ONLY | 5- 11 | 261 | 3-7 | 283 | 281 | 272 | 272 | 30 | 30 |
| DIV. I NON-CONF. | 2- 9 | 297 | 0- 0 | 267 | 273 | 308 | 308 | 30 | 30 |
| ----- | | | | | | | | | |
| TOTALS | RPI 1-25 | RPI 26-50 | W-L RECORDS | RPI 51-100 | RPI 101-150 | RPI 150+ | | | |
| 5- 11 | 0- 0 | 0- 1 | OVERALL | 1- 0 | 0- 1 | 4- 9 | | | |
| 2- 2 | 0- 0 | 0- 0 | HOME | 1- 0 | 0- 0 | 1- 2 | | | |
| 3- 9 | 0- 0 | 0- 1 | AWAY | 0- 0 | 0- 1 | 3- 7 | | | |
| 0- 0 | 0- 0 | 0- 0 | NEUTRAL | 0- 0 | 0- 0 | 0- 0 | | | |
| 2- 9 | 0- 0 | 0- 1 | NON-CONFERENCE | 1- 0 | 0- 1 | 1- 7 | | | |
| 1- 1 | 0- 0 | 0- 0 | HOME | 1- 0 | 0- 0 | 0- 1 | | | |
| 1- 8 | 0- 0 | 0- 1 | AWAY | 0- 0 | 0- 1 | 1- 6 | | | |
| 0- 0 | 0- 0 | 0- 0 | NEUTRAL | 0- 0 | 0- 0 | 0- 0 | | | |
| 3- 2 | 0- 0 | 0- 0 | CONFERENCE | 0- 0 | 0- 0 | 3- 2 | | | |
| 1- 1 | 0- 0 | 0- 0 | HOME | 0- 0 | 0- 0 | 1- 1 | | | |
| 2- 1 | 0- 0 | 0- 0 | AWAY | 0- 0 | 0- 0 | 2- 1 | | | |
| 0- 0 | 0- 0 | 0- 0 | NEUTRAL | 0- 0 | 0- 0 | 0- 0 | | | |

| RPI 1-25 | RPI 26-50 | RPI 51-100 | RPI 101+ | Team's RPI: 272 |
|---------------------------|-------------------------------|----------------------------|-------------------------------|-----------------|
| RPI S Opponent Score | RPI S Opponent Score | RPI S Opponent Score | RPI S Opponent Score | |
| | 31 A Oregon St. 52 92 | 79 H Wright St. 76 74 | 145 A UC Irvine 78 85 | |
| | | | 181 H UC Riverside 67 79 | |
| | | | 188 H New Mexico St. 59 61 | |
| | | | 192 A UMKC 67 57 | |
| | | | 199 A North Texas 59 71 | |
| | | | 209 A Cal St. Fullerton 56 64 | |
| | | | 217 A Utah Valley 70 78 | |
| | | | 230 A SMU 43 49 | |
| | | | 249 H UTRGV 68 63 | |
| | | | 266 A UTEP 47 53 | |
| | | | 304 A UC Santa Barbara 56 48 | |
| | | | 310 A San Jose St. 72 82 | |
| | | | 311 A Omaha 46 53 | |
| | | | 335 A Seattle U 70 60 | |
| LAST 12 Division I GAMES: | | | | |
| | 192 A UMKC 67 57 | 188 H New Mexico St. 59 61 | | |
| | 199 A North Texas 59 71 | 249 H UTRGV 68 63 | | |
| | 230 A SMU 43 49 | 217 A Utah Valley 70 78 | | |
| | 311 A Omaha 46 53 | 335 A Seattle U 70 60 | | |
| | 209 A Cal St. Fullerton 56 64 | 181 H UC Riverside 67 79 | | |
| | 145 A UC Irvine 78 85 | 31 A Oregon St. 52 92 | | |

Non-Div I Games: Whittier 74 46 Westcliff 91 37

Average RPI Win: 245
Average RPI Loss: 70

WON-LOST
RECORD

WINNING
PCT. RANK

LAST 10
GAMES

STRENGTH OF
SCHEDULE

OPP. STRENGTH
OF SCHEDULE

TEAM
RPI

ADJ.
RPI

CONF.
RPI

ADJ CONF.
RPI

| | | | | | | | | | |
|------------------|----------|-----------|----------------|------------|-------------|----------|-----|----|----|
| DIV. I ONLY | 8- 9 | 185 | 5-5 | 148 | 80 | 156 | 156 | 21 | 21 |
| DIV. I NON-CONF. | 6- 8 | 199 | 0- 1 | 125 | 38 | 157 | 157 | 20 | 20 |
| <hr/> | | | | | | | | | |
| TOTALS | RPI 1-25 | RPI 26-50 | W-L RECORDS | RPI 51-100 | RPI 101-150 | RPI 150+ | | | |
| 8- 9 | 0- 2 | 0- 1 | OVERALL | 1- 3 | 0- 3 | 7- 0 | | | |
| 5- 2 | 0- 0 | 0- 0 | HOME | 1- 1 | 0- 1 | 4- 0 | | | |
| 3- 7 | 0- 2 | 0- 1 | AWAY | 0- 2 | 0- 2 | 3- 0 | | | |
| 0- 0 | 0- 0 | 0- 0 | NEUTRAL | 0- 0 | 0- 0 | 0- 0 | | | |
| 6- 8 | 0- 2 | 0- 1 | NON-CONFERENCE | 1- 3 | 0- 2 | 5- 0 | | | |
| 4- 2 | 0- 0 | 0- 0 | HOME | 1- 1 | 0- 1 | 3- 0 | | | |
| 2- 6 | 0- 2 | 0- 1 | AWAY | 0- 2 | 0- 1 | 2- 0 | | | |
| 0- 0 | 0- 0 | 0- 0 | NEUTRAL | 0- 0 | 0- 0 | 0- 0 | | | |
| 2- 1 | 0- 0 | 0- 0 | CONFERENCE | 0- 0 | 0- 1 | 2- 0 | | | |
| 1- 0 | 0- 0 | 0- 0 | HOME | 0- 0 | 0- 0 | 1- 0 | | | |
| 1- 1 | 0- 0 | 0- 0 | AWAY | 0- 0 | 0- 1 | 1- 0 | | | |
| 0- 0 | 0- 0 | 0- 0 | NEUTRAL | 0- 0 | 0- 0 | 0- 0 | | | |

| RPI 1-25 | | | | RPI 26-50 | | | | RPI 51-100 | | | | RPI 101+ Team's RPI: 156 | | | |
|------------------------------|---|------------------------|-------|-----------|---|------------------|-------|------------|---|------------------------|-------|--------------------------|---|------------------------|-------|
| RPI | S | Opponent | Score | RPI | S | Opponent | Score | RPI | S | Opponent | Score | RPI | S | Opponent | Score |
| 4 | A | Stanford | 43 69 | 28 | A | Cal i forni a | 42 67 | 52 | A | Southern Cal i forni a | 42 58 | 113 | A | Idaho | 73 88 |
| 14 | A | Drake | 63 73 | | | | | 68 | A | Boi se St. | 63 74 | 130 | H | Loyol a Marymount | 53 72 |
| | | | | | | | | 72 | H | Harvard | 55 75 | 145 | A | UC Irvi ne | 61 65 |
| | | | | | | | | 100 | H | Washi ngton St. | 65 52 | 166 | A | Santa Clara | 53 38 |
| | | | | | | | | | | | | 206 | H | San Diego St. | 77 74 |
| | | | | | | | | | | | | 269 | A | Hawai i | 49 29 |
| | | | | | | | | | | | | 290 | H | Cal i forni a Bapti st | 73 67 |
| | | | | | | | | | | | | 304 | H | UC Santa Barbara | 73 65 |
| | | | | | | | | | | | | 310 | H | San Jose St. | 76 40 |
| | | | | | | | | | | | | 311 | A | Omaha | 64 52 |
| <hr/> | | | | | | | | | | | | | | | |
| LAST 12 Di vi si on I GAMES: | | | | | | | | | | | | | | | |
| 72 | H | Harvard | 55 75 | 269 | A | Hawai i | 49 29 | 145 | A | UC Irvi ne | 61 65 | 4 | A | Stanford | 43 69 |
| 206 | H | San Diego St. | 77 74 | 304 | H | UC Santa Barbara | 73 65 | 310 | H | San Jose St. | 76 40 | 52 | A | Southern Cal i forni a | 42 58 |
| 130 | H | Loyol a Marymount | 53 72 | | | | | | | | | | | | |
| 28 | A | Cal i forni a | 42 67 | | | | | | | | | | | | |
| 166 | A | Santa Clara | 53 38 | | | | | | | | | | | | |
| 290 | H | Cal i forni a Bapti st | 73 67 | | | | | | | | | | | | |

Non-Di v I Games:

CSUN

Loss, Non-Conf, S Site, H Home A Away N Neutral

C
a
l
P
o
l
y

| | | | | | | | | | | | |
|------------------|-----------|--------------------------------|----------------|------------|-------------|---------------|------|------|-------|-----------|--|
| Cal Poly | | Through Games Of Jan. 18, 2019 | | | | | | | | | |
| Average RPI | Win: 274 | WON-LOST | WINNING | LAST 10 | STRENGTH OF | OPP. STRENGTH | TEAM | ADJ. | CONF. | ADJ CONF. | |
| Average RPI | Loss: 142 | RECORD | PCT. RANK | GAMES | SCHEDULE | OF SCHEDULE | RPI | RPI | RPI | RPI | |
| DIV. I ONLY | 3- 10 | 299 | 3-7 | 267 | 129 | 301 | 301 | 21 | 21 | | |
| DIV. I NON-CONF. | 2- 8 | 293 | 0- 0 | 270 | 67 | 302 | 302 | 20 | 20 | | |
| ----- | | | | | | | | | | | |
| TOTALS | RPI 1-25 | RPI 26-50 | W-L RECORDS | RPI 51-100 | RPI 101-150 | RPI 150+ | | | | | |
| 3- 10 | 0- 0 | 0- 2 | OVERALL | 0- 1 | 0- 2 | 3- 5 | | | | | |
| 2- 4 | 0- 0 | 0- 0 | HOME | 0- 1 | 0- 1 | 2- 2 | | | | | |
| 1- 5 | 0- 0 | 0- 2 | AWAY | 0- 0 | 0- 1 | 1- 2 | | | | | |
| 0- 1 | 0- 0 | 0- 0 | NEUTRAL | 0- 0 | 0- 0 | 0- 1 | | | | | |
| 2- 8 | 0- 0 | 0- 2 | NON-CONFERENCE | 0- 1 | 0- 1 | 2- 4 | | | | | |
| 1- 3 | 0- 0 | 0- 0 | HOME | 0- 1 | 0- 0 | 1- 2 | | | | | |
| 1- 4 | 0- 0 | 0- 2 | AWAY | 0- 0 | 0- 1 | 1- 1 | | | | | |
| 0- 1 | 0- 0 | 0- 0 | NEUTRAL | 0- 0 | 0- 0 | 0- 1 | | | | | |
| 1- 2 | 0- 0 | 0- 0 | CONFERENCE | 0- 0 | 0- 1 | 1- 1 | | | | | |
| 1- 1 | 0- 0 | 0- 0 | HOME | 0- 0 | 0- 1 | 1- 0 | | | | | |
| 0- 1 | 0- 0 | 0- 0 | AWAY | 0- 0 | 0- 0 | 0- 1 | | | | | |
| 0- 0 | 0- 0 | 0- 0 | NEUTRAL | 0- 0 | 0- 0 | 0- 0 | | | | | |

C
a
l
P
o
l
y

| RPI 1-25 | | | | RPI 26-50 | | | | RPI 51-100 | | | | RPI 101+ Team's RPI: 301 | | | |
|---------------------------|---|----------|-------|-----------|---|----------------|-------|------------|---|-------------------|-------|--------------------------|---|------------------|-------|
| RPI | S | Opponent | Score | RPI | S | Opponent | Score | RPI | S | Opponent | Score | RPI | S | Opponent | Score |
| | | | | 31 | A | Oregon St. | 54 79 | 53 | H | Saint Mary's (CA) | 51 69 | 105 | A | Fresno St. | 58 76 |
| | | | | 41 | A | UCLA | 35 81 | | | | | 145 | H | UC Irvine | 59 75 |
| | | | | | | | | | | | | 162 | H | Illinois | 51 74 |
| | | | | | | | | | | | | 168 | H | Pepperdine | 63 70 |
| | | | | | | | | | | | | 184 | H | Eastern Wash. | 59 55 |
| | | | | | | | | | | | | 220 | A | Long Beach St. | 58 61 |
| | | | | | | | | | | | | 245 | A | Sacramento St. | 85 88 |
| | | | | | | | | | | | | 251 | N | San Francisco | 62 65 |
| | | | | | | | | | | | | 304 | H | UC Santa Barbara | 75 67 |
| | | | | | | | | | | | | 335 | A | Seattle U | 60 50 |
| ----- | | | | | | | | | | | | | | | |
| LAST 12 Division I GAMES: | | | | | | | | | | | | | | | |
| | | | | 220 | A | Long Beach St. | 58 61 | 304 | H | UC Santa Barbara | 75 67 | | | | |
| | | | | 168 | H | Pepperdine | 63 70 | 145 | H | UC Irvine | 59 75 | | | | |
| | | | | 162 | H | Illinois | 51 74 | 41 | A | UCLA | 35 81 | | | | |
| | | | | 251 | N | San Francisco | 62 65 | 335 | A | Seattle U | 60 50 | | | | |
| | | | | 105 | A | Fresno St. | 58 76 | 53 | H | Saint Mary's (CA) | 51 69 | | | | |
| | | | | 245 | A | Sacramento St. | 85 88 | 184 | H | Eastern Wash. | 59 55 | | | | |

Non-Div I Games: Academy of Art 87 65

Cal Poly

| | | | | | | | | | | | |
|------------------|----------|-----------|----------------|------------|-------------|-------------|---------------|------|------|-------|-----------|
| Average RPI | Win: | 272 | WON-LOST | WINNING | LAST 10 | STRENGTH OF | OPP. STRENGTH | TEAM | ADJ. | CONF. | ADJ CONF. |
| Average RPI | Loss: | 132 | RECORD | PCT. RANK | GAMES | SCHEDULE | OF SCHEDULE | RPI | RPI | RPI | RPI |
| DIV. I ONLY | 8- 6 | 131 | 7-3 | 304 | 214 | 209 | 209 | 21 | 21 | | |
| DIV. I NON-CONF. | 7- 5 | 132 | 0- 0 | 308 | 227 | 218 | 218 | 20 | 20 | | |
| ----- | | | | | | | | | | | |
| TOTALS | RPI 1-25 | RPI 26-50 | W-L RECORDS | RPI 51-100 | RPI 101-150 | RPI 150+ | | | | | |
| 8- 6 | 0- 0 | 0- 0 | OVERALL | 0- 2 | 0- 2 | 8- 2 | | | | | |
| 4- 3 | 0- 0 | 0- 0 | HOME | 0- 1 | 0- 0 | 4- 2 | | | | | |
| 4- 3 | 0- 0 | 0- 0 | AWAY | 0- 1 | 0- 2 | 4- 0 | | | | | |
| 0- 0 | 0- 0 | 0- 0 | NEUTRAL | 0- 0 | 0- 0 | 0- 0 | | | | | |
| 7- 5 | 0- 0 | 0- 0 | NON-CONFERENCE | 0- 2 | 0- 1 | 7- 2 | | | | | |
| 3- 3 | 0- 0 | 0- 0 | HOME | 0- 1 | 0- 0 | 3- 2 | | | | | |
| 4- 2 | 0- 0 | 0- 0 | AWAY | 0- 1 | 0- 1 | 4- 0 | | | | | |
| 0- 0 | 0- 0 | 0- 0 | NEUTRAL | 0- 0 | 0- 0 | 0- 0 | | | | | |
| 1- 1 | 0- 0 | 0- 0 | CONFERENCE | 0- 0 | 0- 1 | 1- 0 | | | | | |
| 1- 0 | 0- 0 | 0- 0 | HOME | 0- 0 | 0- 0 | 1- 0 | | | | | |
| 0- 1 | 0- 0 | 0- 0 | AWAY | 0- 0 | 0- 1 | 0- 0 | | | | | |
| 0- 0 | 0- 0 | 0- 0 | NEUTRAL | 0- 0 | 0- 0 | 0- 0 | | | | | |

| RPI 1-25 | | | | RPI 26-50 | | | | RPI 51-100 | | | | RPI 101+ | | | | Team's RPI : 209 | |
|---------------------------|---|-------------------------|-------|-----------|-----|----------|-------------------|------------|----|-------------|-------|----------|-----|-------------------------|-----------|------------------|----|
| RPI | S | Opponent | Score | RPI | S | Opponent | Score | RPI | S | Opponent | Score | RPI | S | Opponent | Score | | |
| | | | | | | | | 65 | H | Paci fi c | 64 | 72 | 123 | A | UC Davi s | 51 | 75 |
| | | | | | | | | 98 | A | Washi ngton | 74 | 83 | 133 | A | Portl and | 74 | 83 |
| | | | | | | | | | | | | 166 | H | Santa Clara | 60 | 64 | |
| | | | | | | | | | | | | 206 | H | San Diego St. | 72 | 83 | |
| | | | | | | | | | | | | 217 | H | Utah Valley | 56 | 55 | |
| | | | | | | | | | | | | 228 | H | Dartmouth | 67 | 62 | |
| | | | | | | | | | | | | 255 | A | Col umbi a | 61 | 58 | |
| | | | | | | | | | | | | 269 | H | Hawai i | 72 | 68 | |
| | | | | | | | | | | | | 272 | H | CSU Bakersfi el d | 64 | 56 | |
| | | | | | | | | | | | | 290 | A | Cal i forn i a Bapti st | 79 | 65 | |
| | | | | | | | | | | | | 308 | A | Saint Peter' s | 69 | 45 | |
| | | | | | | | | | | | | 335 | A | Seattle U | 57 | 54 | |
| LAST 12 Division I GAMES: | | | | | | | | | | | | | | | | | |
| 123 | A | UC Davi s | 51 | 75 | 269 | H | Hawai i | 72 | 68 | | | | | | | | |
| 228 | H | Dartmouth | 67 | 62 | 217 | H | Utah Valley | 56 | 55 | | | | | | | | |
| 133 | A | Portl and | 74 | 83 | 65 | H | Paci fi c | 64 | 72 | | | | | | | | |
| 166 | H | Santa Clara | 60 | 64 | 308 | A | Saint Peter' s | 69 | 45 | | | | | | | | |
| 206 | H | San Diego St. | 72 | 83 | 255 | A | Col umbi a | 61 | 58 | | | | | | | | |
| 290 | A | Cal i forn i a Bapti st | 79 | 65 | 272 | H | CSU Bakersfi el d | 64 | 56 | | | | | | | | |

Non-Div I Games: Antelope Valley 77 65

Cal St. Fullerton

| | | | | | | | | | | | |
|------------------|----------|-------|-----------|-----------|----------------|-------------|---------------|-------------|------|----------|-----------|
| Average RPI | Win: | 119 | WON-LOST | WINNING | LAST 10 | STRENGTH OF | OPP. STRENGTH | TEAM | ADJ. | CONF. | ADJ CONF. |
| Average RPI | Loss: | 38 | RECORD | PCT. RANK | GAMES | SCHEDULE | OF SCHEDULE | RPI | RPI | RPI | RPI |
| DIV. I ONLY | | 11- 5 | | 78 | 5-5 | 28 | 11 | 28 | 28 | 2 | 2 |
| DIV. I NON-CONF. | | 9- 2 | | 43 | 0- 0 | 29 | 42 | 17 | 17 | 2 | 2 |
| ----- | | | | | | | | | | | |
| TOTALS | RPI 1-25 | | RPI 26-50 | | W-L RECORDS | RPI 51-100 | | RPI 101-150 | | RPI 150+ | |
| 11- 5 | 1- 2 | | 0- 1 | | OVERALL | 5- 2 | | 2- 0 | | 3- 0 | |
| 5- 3 | 0- 1 | | 0- 1 | | HOME | 2- 1 | | 1- 0 | | 2- 0 | |
| 4- 2 | 1- 1 | | 0- 0 | | AWAY | 1- 1 | | 1- 0 | | 1- 0 | |
| 2- 0 | 0- 0 | | 0- 0 | | NEUTRAL | 2- 0 | | 0- 0 | | 0- 0 | |
| 9- 2 | 1- 1 | | 0- 0 | | NON-CONFERENCE | 3- 1 | | 2- 0 | | 3- 0 | |
| 3- 2 | 0- 1 | | 0- 0 | | HOME | 0- 1 | | 1- 0 | | 2- 0 | |
| 4- 0 | 1- 0 | | 0- 0 | | AWAY | 1- 0 | | 1- 0 | | 1- 0 | |
| 2- 0 | 0- 0 | | 0- 0 | | NEUTRAL | 2- 0 | | 0- 0 | | 0- 0 | |
| 2- 3 | 0- 1 | | 0- 1 | | CONFERENCE | 2- 1 | | 0- 0 | | 0- 0 | |
| 2- 1 | 0- 0 | | 0- 1 | | HOME | 2- 0 | | 0- 0 | | 0- 0 | |
| 0- 2 | 0- 1 | | 0- 0 | | AWAY | 0- 1 | | 0- 0 | | 0- 0 | |
| 0- 0 | 0- 0 | | 0- 0 | | NEUTRAL | 0- 0 | | 0- 0 | | 0- 0 | |

| RPI 1-25 | | | | RPI 26-50 | | | | Team's RPI: 28 | | | | RPI 51-100 | | | | RPI 101+ | | | |
|------------------------------|---|-------------------|-------|-----------|---|--------------|-------|----------------|---|------------------------|-------|------------|---|------------------------|-------|----------|---|----------|-------|
| RPI | S | Opponent | Score | RPI | S | Opponent | Score | RPI | S | Opponent | Score | RPI | S | Opponent | Score | RPI | S | Opponent | Score |
| 6 | H | UConn | 66 76 | 41 | H | UCLA | 79 84 | 52 | H | Southern Cal i forni a | 66 59 | 111 | A | Penn St. | 75 58 | | | | |
| 15 | A | Arizona St. | 61 62 | | | | | 53 | A | Saint Mary's (CA) | 81 78 | 121 | H | Houston | 80 79 | | | | |
| 19 | A | BYU | 70 52 | | | | | 58 | A | Ari zona | 55 60 | 156 | H | CSUN | 67 42 | | | | |
| | | | | | | | | 65 | N | Paci fi c | 81 69 | 241 | A | San Di ego | 70 53 | | | | |
| | | | | | | | | 72 | H | Harvard | 79 85 | 304 | H | UC Santa Barbara | 69 45 | | | | |
| | | | | | | | | 82 | N | Tul ane | 65 57 | | | | | | | | |
| | | | | | | | | 100 | H | Washi ngton St. | 77 63 | | | | | | | | |
| LAST 12 Di vi si on I GAMES: | | | | | | | | | | | | | | | | | | | |
| 100 | H | Washington St. | 77 63 | 15 | A | Ari zona St. | 61 62 | 58 | A | Ari zona | 55 60 | 52 | H | Southern Cal i forni a | 66 59 | | | | |
| 304 | H | UC Santa Barbara | 69 45 | | | | | 41 | H | UCLA | 79 84 | 72 | H | Harvard | 79 85 | | | | |
| 53 | A | Saint Mary's (CA) | 81 78 | | | | | 6 | H | UConn | 66 76 | | | | | | | | |
| 156 | H | CSUN | 67 42 | | | | | | | | | | | | | | | | |
| 241 | A | San Di ego | 70 53 | | | | | | | | | | | | | | | | |
| 82 | N | Tul ane | 65 57 | | | | | | | | | | | | | | | | |

Non-Di v I Games:

Cal i forni a

| Average RPI Win: 261 | | WON-LOST RECORD | WINNING PCT. RANK | LAST 10 GAMES | STRENGTH OF SCHEDULE | OPP. STRENGTH OF SCHEDULE | TEAM RPI | ADJ. RPI | CONF. RPI | ADJ CONF. RPI |
|-----------------------|------|-----------------|-------------------|----------------|----------------------|---------------------------|-------------|----------|-----------|---------------|
| Average RPI Loss: 176 | | | | | | | | | | |
| DIV. I ONLY | | 4- 9 | 267 | 7-3 | 287 | 229 | 290 | 290 | 30 | 30 |
| DIV. I NON-CONF. | | 3- 6 | 241 | 0- 0 | 252 | 206 | 259 | 259 | 30 | 30 |
| TOTALS | | RPI 1-25 | RPI 26-50 | W-L RECORDS | | RPI 51-100 | RPI 101-150 | RPI 150+ | | |
| 4- 9 | 0- 1 | | 0- 0 | OVERALL | | 0- 0 | 0- 1 | 4- 7 | | |
| 2- 3 | 0- 0 | | 0- 0 | HOME | | 0- 0 | 0- 1 | 2- 2 | | |
| 2- 5 | 0- 0 | | 0- 0 | AWAY | | 0- 0 | 0- 0 | 2- 5 | | |
| 0- 1 | 0- 1 | | 0- 0 | NEUTRAL | | 0- 0 | 0- 0 | 0- 0 | | |
| 3- 6 | 0- 1 | | 0- 0 | NON-CONFERENCE | | 0- 0 | 0- 1 | 3- 4 | | |
| 1- 2 | 0- 0 | | 0- 0 | HOME | | 0- 0 | 0- 1 | 1- 1 | | |
| 2- 3 | 0- 0 | | 0- 0 | AWAY | | 0- 0 | 0- 0 | 2- 3 | | |
| 0- 1 | 0- 1 | | 0- 0 | NEUTRAL | | 0- 0 | 0- 0 | 0- 0 | | |
| 1- 3 | 0- 0 | | 0- 0 | CONFERENCE | | 0- 0 | 0- 0 | 1- 3 | | |
| 1- 1 | 0- 0 | | 0- 0 | HOME | | 0- 0 | 0- 0 | 1- 1 | | |
| 0- 2 | 0- 0 | | 0- 0 | AWAY | | 0- 0 | 0- 0 | 0- 2 | | |
| 0- 0 | 0- 0 | | 0- 0 | NEUTRAL | | 0- 0 | 0- 0 | 0- 0 | | |

| RPI 1-25 | | | | RPI 26-50 | | | | RPI 51-100 | | | | RPI 101+ | | | | Team's RPI: 290 | |
|---------------------------|---|-------------------|-------|-----------|---|------------------|-------|------------|---|----------|-------|----------|---|-------------------|-------|-----------------|--|
| RPI | S | Opponent | Score | RPI | S | Opponent | Score | RPI | S | Opponent | Score | RPI | S | Opponent | Score | | |
| 19 | N | BYU | 69 76 | | | | | | | | | 107 | H | Idaho St. | 57 72 | | |
| | | | | | | | | | | | | 156 | A | CSUN | 67 73 | | |
| | | | | | | | | | | | | 181 | H | UC Riverside | 65 57 | | |
| | | | | | | | | | | | | 188 | A | New Mexico St. | 69 76 | | |
| | | | | | | | | | | | | 192 | H | UMKC | 74 78 | | |
| | | | | | | | | | | | | 206 | A | San Diego St. | 67 83 | | |
| | | | | | | | | | | | | 209 | H | Cal St. Fullerton | 65 79 | | |
| | | | | | | | | | | | | 220 | A | Long Beach St. | 85 83 | | |
| | | | | | | | | | | | | 249 | A | UTRGV | 56 60 | | |
| | | | | | | | | | | | | 254 | A | Northern Ariz. | 88 91 | | |
| | | | | | | | | | | | | 304 | A | UC Santa Barbara | 76 64 | | |
| | | | | | | | | | | | | 340 | H | Chicago St. | 89 52 | | |
| LAST 12 Division I GAMES: | | | | | | | | | | | | | | | | | |
| 340 | H | Chicago St. | 89 52 | 192 | H | UMKC | 74 78 | | | | | | | | | | |
| 19 | N | BYU | 69 76 | 249 | A | UTRGV | 56 60 | | | | | | | | | | |
| 206 | A | San Diego St. | 67 83 | 188 | A | New Mexico St. | 69 76 | | | | | | | | | | |
| 254 | A | Northern Ariz. | 88 91 | 304 | A | UC Santa Barbara | 76 64 | | | | | | | | | | |
| 209 | H | Cal St. Fullerton | 65 79 | 181 | H | UC Riverside | 65 57 | | | | | | | | | | |
| 220 | A | Long Beach St. | 85 83 | 156 | A | CSUN | 67 73 | | | | | | | | | | |

| | | | | | | | | | | | | | |
|------------------|-----------|----|----|---------------------|----|----|----------------|----|----|-----------|-----|----|--------------------|
| Non-Div I Games: | La Sierra | 91 | 44 | Notre Dame de Namur | 80 | 47 | Fresno Pacific | 93 | 71 | Westcliff | 133 | 43 | Califormia Baptist |
|------------------|-----------|----|----|---------------------|----|----|----------------|----|----|-----------|-----|----|--------------------|

Loss, Non-Conf, S Site, H Home A Away N Neutral

| | | | | | | | | | | |
|-------------------|----------|-----------|----------------|------------|-------------|---------------|------|------|-------|-----------|
| Average RPI Win: | 314 | WON-LOST | WINNING | LAST 10 | STRENGTH OF | OPP. STRENGTH | TEAM | ADJ. | CONF. | ADJ CONF. |
| Average RPI Loss: | 180 | RECORD | PCT. RANK | GAMES | SCHEDULE | OF SCHEDULE | RPI | RPI | RPI | RPI |
| DIV. I ONLY | 8- 6 | 131 | 5-5 | 333 | 329 | 259 | 259 | 28 | 28 | |
| DIV. I NON-CONF. | 6- 3 | 91 | 1- 0 | 300 | 317 | 201 | 201 | 29 | 29 | |
| ----- | | | | | | | | | | |
| TOTALS | RPI 1-25 | RPI 26-50 | W-L RECORDS | RPI 51-100 | RPI 101-150 | RPI 150+ | | | | |
| 8- 6 | 0- 0 | 0- 0 | OVERALL | 0- 2 | 0- 0 | 8- 4 | | | | |
| 3- 4 | 0- 0 | 0- 0 | HOME | 0- 1 | 0- 0 | 3- 3 | | | | |
| 4- 2 | 0- 0 | 0- 0 | AWAY | 0- 1 | 0- 0 | 4- 1 | | | | |
| 1- 0 | 0- 0 | 0- 0 | NEUTRAL | 0- 0 | 0- 0 | 1- 0 | | | | |
| 6- 3 | 0- 0 | 0- 0 | NON-CONFERENCE | 0- 2 | 0- 0 | 6- 1 | | | | |
| 2- 2 | 0- 0 | 0- 0 | HOME | 0- 1 | 0- 0 | 2- 1 | | | | |
| 3- 1 | 0- 0 | 0- 0 | AWAY | 0- 1 | 0- 0 | 3- 0 | | | | |
| 1- 0 | 0- 0 | 0- 0 | NEUTRAL | 0- 0 | 0- 0 | 1- 0 | | | | |
| 2- 3 | 0- 0 | 0- 0 | CONFERENCE | 0- 0 | 0- 0 | 2- 3 | | | | |
| 1- 2 | 0- 0 | 0- 0 | HOME | 0- 0 | 0- 0 | 1- 2 | | | | |
| 1- 1 | 0- 0 | 0- 0 | AWAY | 0- 0 | 0- 0 | 1- 1 | | | | |
| 0- 0 | 0- 0 | 0- 0 | NEUTRAL | 0- 0 | 0- 0 | 0- 0 | | | | |

| RPI 1-25 | | | | RPI 26-50 | | | | RPI 51-100 | | | | RPI 101+ Team's RPI: 259 | | | |
|---------------------------|---|--------------------|-------|-----------|---|----------------|-------|------------|---|----------------|-------|--------------------------|---|--------------------|-------|
| RPI | S | Opponent | Score | RPI | S | Opponent | Score | RPI | S | Opponent | Score | RPI | S | Opponent | Score |
| | | | | | | | | 69 | H | Old Domini on | 59 83 | 205 | A | UNC Asheville | 52 60 |
| | | | | | | | | 85 | A | Boston College | 56 76 | 210 | H | Gardner-Webb | 38 52 |
| | | | | | | | | | | | | 222 | H | Howard | 64 69 |
| | | | | | | | | | | | | 281 | A | Norfolk St. | 57 49 |
| | | | | | | | | | | | | 286 | H | Winthrop | 46 59 |
| | | | | | | | | | | | | 303 | H | Col. of Charleston | 66 65 |
| | | | | | | | | | | | | 311 | N | Omaha | 65 52 |
| | | | | | | | | | | | | 315 | A | FIU | 59 54 |
| | | | | | | | | | | | | 318 | A | Western Caro. | 63 37 |
| | | | | | | | | | | | | 320 | H | UNC Greensboro | 53 49 |
| | | | | | | | | | | | | 322 | H | Presbyteria n | 51 46 |
| | | | | | | | | | | | | 341 | A | Charleston So. | 60 58 |
| ----- | | | | | | | | | | | | | | | |
| LAST 12 Division I GAMES: | | | | | | | | | | | | | | | |
| 315 | A | FIU | 59 54 | 286 | H | Winthrop | 46 59 | | | | | | | | |
| 222 | H | Howard | 64 69 | 205 | A | UNC Asheville | 52 60 | | | | | | | | |
| 320 | H | UNC Greensboro | 53 49 | 341 | A | Charleston So. | 60 58 | | | | | | | | |
| 311 | N | Omaha | 65 52 | 210 | H | Gardner-Webb | 38 52 | | | | | | | | |
| 281 | A | Norfolk St. | 57 49 | 322 | H | Presbyteria n | 51 46 | | | | | | | | |
| 303 | H | Col. of Charleston | 66 65 | 85 | A | Boston College | 56 76 | | | | | | | | |

Non-Div I Games: William Peace 65 36 Columbia (SC) 93 46

Campbell

| | | | | | | | | | | |
|------------------|-----------|-----------|----------------|------------|-------------|---------------|------|------|-------|-----------|
| Average RPI | Win: 311 | WON-LOST | WINNING | LAST 10 | STRENGTH OF | OPP. STRENGTH | TEAM | ADJ. | CONF. | ADJ CONF. |
| Average RPI | Loss: 176 | RECORD | PCT. RANK | GAMES | SCHEDULE | OF SCHEDULE | RPI | RPI | RPI | RPI |
| DIV. I ONLY | 6- 10 | 237 | 5-5 | 312 | 271 | 294 | 294 | 27 | 27 | |
| DIV. I NON-CONF. | 2- 9 | 297 | 0- 0 | 269 | 249 | 327 | 327 | 28 | 28 | |
| ----- | | | | | | | | | | |
| TOTALS | RPI 1-25 | RPI 26-50 | W-L RECORDS | RPI 51-100 | RPI 101-150 | RPI 150+ | | | | |
| 6- 10 | 0- 0 | 0- 1 | OVERALL | 0- 1 | 0- 2 | 6- 6 | | | | |
| 3- 6 | 0- 0 | 0- 1 | HOME | 0- 1 | 0- 2 | 3- 2 | | | | |
| 3- 4 | 0- 0 | 0- 0 | AWAY | 0- 0 | 0- 0 | 3- 4 | | | | |
| 0- 0 | 0- 0 | 0- 0 | NEUTRAL | 0- 0 | 0- 0 | 0- 0 | | | | |
| 2- 9 | 0- 0 | 0- 1 | NON-CONFERENCE | 0- 1 | 0- 1 | 2- 6 | | | | |
| 1- 5 | 0- 0 | 0- 1 | HOME | 0- 1 | 0- 1 | 1- 2 | | | | |
| 1- 4 | 0- 0 | 0- 0 | AWAY | 0- 0 | 0- 0 | 1- 4 | | | | |
| 0- 0 | 0- 0 | 0- 0 | NEUTRAL | 0- 0 | 0- 0 | 0- 0 | | | | |
| 4- 1 | 0- 0 | 0- 0 | CONFERENCE | 0- 0 | 0- 1 | 4- 0 | | | | |
| 2- 1 | 0- 0 | 0- 0 | HOME | 0- 0 | 0- 1 | 2- 0 | | | | |
| 2- 0 | 0- 0 | 0- 0 | AWAY | 0- 0 | 0- 0 | 2- 0 | | | | |
| 0- 0 | 0- 0 | 0- 0 | NEUTRAL | 0- 0 | 0- 0 | 0- 0 | | | | |

| RPI | S | Opponent | Score | RPI | S | Opponent | Score | RPI | S | Opponent | Score | RPI | S | Opponent | Score | Team's RPI: 294 |
|---------------------------|---|----------------|-------|-----|---|---------------|-------|-----|---|-----------------|--------|-----|---|---------------|-------|-----------------|
| 35 | H | Buffalo | 66 84 | 96 | H | Miami (OH) | 59 62 | 101 | H | Youngstown St. | 36 62 | 124 | H | Marist | 66 71 | |
| | | | | | | | | 176 | A | Akron | 53 62 | 223 | H | Bowling Green | 53 74 | |
| | | | | | | | | 226 | A | St. Bonaventure | 94 100 | 238 | A | Colgate | 53 67 | |
| | | | | | | | | 249 | H | UTRGV | 53 57 | 288 | A | Albany (NY) | 48 42 | |
| | | | | | | | | 291 | A | Oakland | 60 71 | 293 | H | Vermont | 67 46 | |
| | | | | | | | | 307 | H | Fairfield | 53 50 | 308 | A | Saint Peter's | 75 62 | |
| | | | | | | | | 328 | A | Lona | 48 40 | 342 | H | Manhattan | 47 44 | |
| ----- | | | | | | | | | | | | | | | | |
| LAST 12 Division I GAMES: | | | | | | | | | | | | | | | | |
| 307 | H | Fairfield | 53 50 | 308 | A | Saint Peter's | 75 62 | | | | | | | | | |
| 223 | H | Bowling Green | 53 74 | 328 | A | Lona | 48 40 | | | | | | | | | |
| 35 | H | Buffalo | 66 84 | 124 | H | Marist | 66 71 | | | | | | | | | |
| 101 | H | Youngstown St. | 36 62 | 342 | H | Manhattan | 47 44 | | | | | | | | | |
| 288 | A | Albany (NY) | 48 42 | 293 | H | Vermont | 67 46 | | | | | | | | | |
| 291 | A | Oakland | 60 71 | 176 | A | Akron | 53 62 | | | | | | | | | |

Non-Div I Games:

Canisius

| | | | | | | | | | | |
|-------------------|----------|-----------|----------------|------------|-------------|---------------|------|------|-------|-----------|
| Average RPI Win: | 336 | WON-LOST | WINNING | LAST 10 | STRENGTH OF | OPP. STRENGTH | TEAM | ADJ. | CONF. | ADJ CONF. |
| Average RPI Loss: | 165 | RECORD | PCT. RANK | GAMES | SCHEDULE | OF SCHEDULE | RPI | RPI | RPI | RPI |
| DIV. I ONLY | 2- 9 | 313 | 3-7 | 299 | 242 | 324 | 324 | 25 | 25 | |
| DIV. I NON-CONF. | 1- 5 | 311 | 0- 0 | 260 | 214 | 294 | 294 | 22 | 22 | |
| ----- | | | | | | | | | | |
| TOTALS | RPI 1-25 | RPI 26-50 | W-L RECORDS | RPI 51-100 | RPI 101-150 | RPI 150+ | | | | |
| 2- 9 | 0- 0 | 0- 2 | OVERALL | 0- 1 | 0- 1 | 2- 5 | | | | |
| 1- 2 | 0- 0 | 0- 0 | HOME | 0- 0 | 0- 0 | 1- 2 | | | | |
| 1- 7 | 0- 0 | 0- 2 | AWAY | 0- 1 | 0- 1 | 1- 3 | | | | |
| 0- 0 | 0- 0 | 0- 0 | NEUTRAL | 0- 0 | 0- 0 | 0- 0 | | | | |
| 1- 5 | 0- 0 | 0- 2 | NON-CONFERENCE | 0- 0 | 0- 1 | 1- 2 | | | | |
| 0- 1 | 0- 0 | 0- 0 | HOME | 0- 0 | 0- 0 | 0- 1 | | | | |
| 1- 4 | 0- 0 | 0- 2 | AWAY | 0- 0 | 0- 1 | 1- 1 | | | | |
| 0- 0 | 0- 0 | 0- 0 | NEUTRAL | 0- 0 | 0- 0 | 0- 0 | | | | |
| 1- 4 | 0- 0 | 0- 0 | CONFERENCE | 0- 1 | 0- 0 | 1- 3 | | | | |
| 1- 1 | 0- 0 | 0- 0 | HOME | 0- 0 | 0- 0 | 1- 1 | | | | |
| 0- 3 | 0- 0 | 0- 0 | AWAY | 0- 1 | 0- 0 | 0- 2 | | | | |
| 0- 0 | 0- 0 | 0- 0 | NEUTRAL | 0- 0 | 0- 0 | 0- 0 | | | | |

| RPI 1-25 | | | | RPI 26-50 | | | | RPI 51-100 | | | | RPI 101+ Team's RPI: 324 | | | |
|---------------------------|---|----------|-------|-----------|---|----------------|-------|------------|---|--------------------|-------|--------------------------|---|--------------------|-------|
| RPI | S | Opponent | Score | RPI | S | Opponent | Score | RPI | S | Opponent | Score | RPI | S | Opponent | Score |
| | | | | 36 | A | Texas A&M | 27 84 | 63 | A | Lamar University | 37 57 | 144 | A | Oklahoma | 52 65 |
| | | | | 47 | A | Kansas St. | 54 70 | | | | | 152 | H | South Alabama | 50 58 |
| | | | | | | | | | | | | 201 | A | Southeastern La. | 53 62 |
| | | | | | | | | | | | | 227 | A | Sam Houston St. | 62 66 |
| | | | | | | | | | | | | 280 | H | A&M-Corpus Christi | 65 73 |
| | | | | | | | | | | | | 321 | H | Incarnate Word | 74 43 |
| | | | | | | | | | | | | 332 | A | Jackson St. | 56 65 |
| | | | | | | | | | | | | 350 | A | Alcorn | 57 46 |
| LAST 12 Division I GAMES: | | | | | | | | | | | | | | | |
| | | | | 321 | H | Incarnate Word | 74 43 | 63 | A | Lamar University | 37 57 | | | | |
| | | | | 144 | A | Oklahoma | 52 65 | 227 | A | Sam Houston St. | 62 66 | | | | |
| | | | | 350 | A | Alcorn | 57 46 | 201 | A | Southeastern La. | 53 62 | | | | |
| | | | | 152 | H | South Alabama | 50 58 | 280 | H | A&M-Corpus Christi | 65 73 | | | | |
| | | | | 332 | A | Jackson St. | 56 65 | 47 | A | Kansas St. | 54 70 | | | | |
| | | | | | | | | 36 | A | Texas A&M | 27 84 | | | | |

Non-Div I Games: Central Baptist 55 34 Crowley's Ridge 91 33 Williams Baptist 70 35 Hendrix 72 40 Central Ark.

| | | | | | | | | | | |
|-------------------|-----|----------|-----------|---------|-------------|---------------|------|------|-------|-----------|
| Average RPI Win: | 309 | WON-LOST | WINNING | LAST 10 | STRENGTH OF | OPP. STRENGTH | TEAM | ADJ. | CONF. | ADJ CONF. |
| Average RPI Loss: | 177 | RECORD | PCT. RANK | GAMES | SCHEDULE | OF SCHEDULE | RPI | RPI | RPI | RPI |

| | | | | | | | | | |
|------------------|----------|-----------|----------------|------------|-------------|----------|-----|----|----|
| DIV. I ONLY | 3- 11 | 301 | 3-7 | 261 | 280 | 300 | 300 | 31 | 31 |
| DIV. I NON-CONF. | 3- 7 | 256 | 0- 0 | 160 | 201 | 226 | 226 | 31 | 31 |
| ----- | | | | | | | | | |
| TOTALS | RPI 1-25 | RPI 26-50 | W-L RECORDS | RPI 51-100 | RPI 101-150 | RPI 150+ | | | |
| 3- 11 | 0- 1 | 0- 1 | OVERALL | 0- 1 | 0- 2 | 3- 6 | | | |
| 1- 4 | 0- 0 | 0- 1 | HOME | 0- 1 | 0- 1 | 1- 1 | | | |
| 2- 7 | 0- 1 | 0- 0 | AWAY | 0- 0 | 0- 1 | 2- 5 | | | |
| 0- 0 | 0- 0 | 0- 0 | NEUTRAL | 0- 0 | 0- 0 | 0- 0 | | | |
| 3- 7 | 0- 1 | 0- 1 | NON-CONFERENCE | 0- 1 | 0- 2 | 3- 2 | | | |
| 1- 3 | 0- 0 | 0- 1 | HOME | 0- 1 | 0- 1 | 1- 0 | | | |
| 2- 4 | 0- 1 | 0- 0 | AWAY | 0- 0 | 0- 1 | 2- 2 | | | |
| 0- 0 | 0- 0 | 0- 0 | NEUTRAL | 0- 0 | 0- 0 | 0- 0 | | | |
| 0- 4 | 0- 0 | 0- 0 | CONFERENCE | 0- 0 | 0- 0 | 0- 4 | | | |
| 0- 1 | 0- 0 | 0- 0 | HOME | 0- 0 | 0- 0 | 0- 1 | | | |
| 0- 3 | 0- 0 | 0- 0 | AWAY | 0- 0 | 0- 0 | 0- 3 | | | |
| 0- 0 | 0- 0 | 0- 0 | NEUTRAL | 0- 0 | 0- 0 | 0- 0 | | | |

| RPI 1-25 | | | | RPI 26-50 | | | | RPI 51-100 | | | | RPI 101+ Team's RPI: 300 | | | |
|---------------------------|---|---------------------|-------|-----------|---|---------------|-------|------------|---|--------------|-------|--------------------------|---|---------------------|-------|
| RPI | S | Opponent | Score | RPI | S | Opponent | Score | RPI | S | Opponent | Score | RPI | S | Opponent | Score |
| 17 | A | Rutgers | 44 73 | 35 | H | Buffalo | 69 82 | 92 | H | Hartford | 52 54 | 118 | H | Lehigh | 62 88 |
| | | | | | | | | | | | | 128 | A | Yale | 46 58 |
| | | | | | | | | | | | | 198 | A | Massachusetts | 59 74 |
| | | | | | | | | | | | | 213 | A | Brown | 63 68 |
| | | | | | | | | | | | | 232 | A | Mt. St. Mary's | 53 84 |
| | | | | | | | | | | | | 237 | A | Sacred Heart | 61 66 |
| | | | | | | | | | | | | 288 | A | Albany (NY) | 60 53 |
| | | | | | | | | | | | | 313 | H | New Hampshire | 56 47 |
| | | | | | | | | | | | | 326 | A | Morgan St. | 60 36 |
| | | | | | | | | | | | | 329 | H | Wagner | 63 75 |
| | | | | | | | | | | | | 349 | A | Fairleigh Dickinson | 67 74 |
| ----- | | | | | | | | | | | | | | | |
| LAST 12 Division I GAMES: | | | | | | | | | | | | | | | |
| 232 | A | Mt. St. Mary's | 53 84 | 329 | H | Wagner | 63 75 | 237 | A | Sacred Heart | 61 66 | | | | |
| 349 | A | Fairleigh Dickinson | 67 74 | 92 | H | Hartford | 52 54 | | | | | | | | |
| 35 | H | Buffalo | 69 82 | 128 | A | Yale | 46 58 | | | | | | | | |
| 326 | A | Morgan St. | 60 36 | 313 | H | New Hampshire | 56 47 | | | | | | | | |
| 198 | A | Massachusetts | 59 74 | 288 | A | Albany (NY) | 60 53 | | | | | | | | |
| 17 | A | Rutgers | 44 73 | | | | | | | | | | | | |

Non-Div I Games:

Central Conn. St.

| | | | | | | | | | | | |
|------------------|----------|-------|-----------|-----------|----------------|-------------|---------------|-------------|------|----------|-----------|
| Average RPI | Win: | 132 | WON-LOST | WINNING | LAST 10 | STRENGTH OF | OPP. STRENGTH | TEAM | ADJ. | CONF. | ADJ CONF. |
| Average RPI | Loss: | 53 | RECORD | PCT. RANK | GAMES | SCHEDULE | OF SCHEDULE | RPI | RPI | RPI | RPI |
| DIV. I ONLY | | 12- 4 | | 50 | 7-3 | 30 | 37 | 22 | 22 | 8 | 8 |
| DIV. I NON-CONF. | | 9- 3 | | 61 | 0- 0 | 94 | 7 | 38 | 38 | 8 | 8 |
| ----- | | | | | | | | | | | |
| TOTALS | RPI 1-25 | | RPI 26-50 | | W-L RECORDS | RPI 51-100 | | RPI 101-150 | | RPI 150+ | |
| 12- 4 | 1- 1 | | 2- 1 | | OVERALL | 1- 2 | | 4- 0 | | 4- 0 | |
| 4- 3 | 1- 1 | | 0- 1 | | HOME | 0- 1 | | 1- 0 | | 2- 0 | |
| 7- 0 | 0- 0 | | 2- 0 | | AWAY | 1- 0 | | 2- 0 | | 2- 0 | |
| 1- 1 | 0- 0 | | 0- 0 | | NEUTRAL | 0- 1 | | 1- 0 | | 0- 0 | |
| 9- 3 | 1- 1 | | 1- 1 | | NON-CONFERENCE | 1- 1 | | 3- 0 | | 3- 0 | |
| 3- 2 | 1- 1 | | 0- 1 | | HOME | 0- 0 | | 1- 0 | | 1- 0 | |
| 5- 0 | 0- 0 | | 1- 0 | | AWAY | 1- 0 | | 1- 0 | | 2- 0 | |
| 1- 1 | 0- 0 | | 0- 0 | | NEUTRAL | 0- 1 | | 1- 0 | | 0- 0 | |
| 3- 1 | 0- 0 | | 1- 0 | | CONFERENCE | 0- 1 | | 1- 0 | | 1- 0 | |
| 1- 1 | 0- 0 | | 0- 0 | | HOME | 0- 1 | | 0- 0 | | 1- 0 | |
| 2- 0 | 0- 0 | | 1- 0 | | AWAY | 0- 0 | | 1- 0 | | 0- 0 | |
| 0- 0 | 0- 0 | | 0- 0 | | NEUTRAL | 0- 0 | | 0- 0 | | 0- 0 | |

| RPI 1-25 | | | | RPI 26-50 | | | | RPI 51-100 | | | | RPI 101+ | | | |
|---------------------------|---|------------|-------|-----------|---|------------------|-------|------------|---|------------|-------|----------|---|---------------|--------|
| RPI | S | Opponent | Score | RPI | S | Opponent | Score | RPI | S | Opponent | Score | RPI | S | Opponent | Score |
| 7 | H | Louisville | 68 72 | 26 | H | South Dakota St. | 71 80 | 71 | A | Quinnipiac | 67 52 | 102 | A | Virginia | 74 61 |
| 16 | H | UCF | 75 68 | 38 | A | Miami (FL) | 90 80 | 82 | N | Tulane | 57 68 | 104 | A | Northern Ill. | 89 66 |
| | | | | 42 | A | Ohio | 88 70 | 96 | H | Miami (OH) | 67 70 | 106 | H | Western Ky. | 108 90 |
| | | | | | | | | | | | | 134 | N | Chattanooga | 73 50 |
| | | | | | | | | | | | | 174 | A | Vanderbilt | 66 57 |
| | | | | | | | | | | | | 176 | H | Akron | 94 71 |
| | | | | | | | | | | | | 291 | H | Oakland | 104 61 |
| | | | | | | | | | | | | 328 | A | Iona | 82 39 |
| ----- | | | | | | | | | | | | | | | |
| LAST 12 Division I GAMES: | | | | | | | | | | | | | | | |
| | | | | 96 | H | Miami (OH) | 67 70 | 42 | A | Ohio | 88 70 | | | | |
| | | | | 104 | A | Northern Ill. | 89 66 | 176 | H | Akron | 94 71 | | | | |
| | | | | 71 | A | Quinnipiac | 67 52 | 38 | A | Miami (FL) | 90 80 | | | | |
| | | | | 328 | A | Iona | 82 39 | 82 | N | Tulane | 57 68 | | | | |
| | | | | 134 | N | Chattanooga | 73 50 | 7 | H | Louisville | 68 72 | | | | |
| | | | | 102 | A | Virginia | 74 61 | 174 | A | Vanderbilt | 66 57 | | | | |

Non-Div I Games:

Central Mich.

| | | | | | | | | | | |
|-------------------|-----|----------|-----------|---------|-------------|---------------|------|------|-------|-----------|
| Average RPI Win: | 346 | WON-LOST | WINNING | LAST 10 | STRENGTH OF | OPP. STRENGTH | TEAM | ADJ. | CONF. | ADJ CONF. |
| Average RPI Loss: | 215 | RECORD | PCT. RANK | GAMES | SCHEDULE | OF SCHEDULE | RPI | RPI | RPI | RPI |

| | | | | | | | | | |
|------------------|----------|-----------|----------------|------------|-------------|----------|-----|----|----|
| DIV. I ONLY | 1- 12 | 334 | 3-7 | 276 | 339 | 341 | 341 | 28 | 28 |
| DIV. I NON-CONF. | 0- 8 | 336 | 0- 0 | 271 | 321 | 347 | 347 | 29 | 29 |
| ----- | | | | | | | | | |
| TOTALS | RPI 1-25 | RPI 26-50 | W-L RECORDS | RPI 51-100 | RPI 101-150 | RPI 150+ | | | |
| 1- 12 | 0- 0 | 0- 0 | OVERALL | 0- 1 | 0- 3 | 1- 8 | | | |
| 0- 6 | 0- 0 | 0- 0 | HOME | 0- 0 | 0- 3 | 0- 3 | | | |
| 1- 6 | 0- 0 | 0- 0 | AWAY | 0- 1 | 0- 0 | 1- 5 | | | |
| 0- 0 | 0- 0 | 0- 0 | NEUTRAL | 0- 0 | 0- 0 | 0- 0 | | | |
| 0- 8 | 0- 0 | 0- 0 | NON-CONFERENCE | 0- 1 | 0- 2 | 0- 5 | | | |
| 0- 3 | 0- 0 | 0- 0 | HOME | 0- 0 | 0- 2 | 0- 1 | | | |
| 0- 5 | 0- 0 | 0- 0 | AWAY | 0- 1 | 0- 0 | 0- 4 | | | |
| 0- 0 | 0- 0 | 0- 0 | NEUTRAL | 0- 0 | 0- 0 | 0- 0 | | | |
| 1- 4 | 0- 0 | 0- 0 | CONFERENCE | 0- 0 | 0- 1 | 1- 3 | | | |
| 0- 3 | 0- 0 | 0- 0 | HOME | 0- 0 | 0- 1 | 0- 2 | | | |
| 1- 1 | 0- 0 | 0- 0 | AWAY | 0- 0 | 0- 0 | 1- 1 | | | |
| 0- 0 | 0- 0 | 0- 0 | NEUTRAL | 0- 0 | 0- 0 | 0- 0 | | | |

| RPI 1-25 | | | | RPI 26-50 | | | | RPI 51-100 | | | | RPI 101+ Team's RPI: 341 | | | |
|---------------------------|---|--------------------|-------|-----------|---|--------------------|-------|------------|---|----------|-------|--------------------------|---|--------------------|-------|
| RPI | S | Opponent | Score | RPI | S | Opponent | Score | RPI | S | Opponent | Score | RPI | S | Opponent | Score |
| | | | | | | | | 95 | A | Georgia | 75 83 | 120 | H | Tennessee Tech | 55 77 |
| | | | | | | | | | | | | 131 | H | Davids on | 34 72 |
| | | | | | | | | | | | | 147 | H | Radford | 41 67 |
| | | | | | | | | | | | | 203 | A | Florida | 60 70 |
| | | | | | | | | | | | | 215 | H | Hampton | 66 74 |
| | | | | | | | | | | | | 219 | H | Jacksonville | 58 68 |
| | | | | | | | | | | | | 259 | H | Campbel l | 58 60 |
| | | | | | | | | | | | | 282 | A | North Florida | 76 82 |
| | | | | | | | | | | | | 286 | A | Winthrop | 52 57 |
| | | | | | | | | | | | | 303 | A | Col. of Charleston | 52 79 |
| | | | | | | | | | | | | 316 | A | South Carolina St. | 58 67 |
| | | | | | | | | | | | | 346 | A | Longwood | 81 74 |
| ----- | | | | | | | | | | | | | | | |
| LAST 12 Division I GAMES: | | | | | | | | | | | | | | | |
| 147 | H | Radford | 41 67 | 259 | H | Campbel l | 58 60 | | | | | | | | |
| 346 | A | Longwood | 81 74 | 286 | A | Winthrop | 52 57 | | | | | | | | |
| 282 | A | North Florida | 76 82 | 215 | H | Hampton | 66 74 | | | | | | | | |
| 219 | H | Jacksonville | 58 68 | 203 | A | Florida | 60 70 | | | | | | | | |
| 120 | H | Tennessee Tech | 55 77 | 303 | A | Col. of Charleston | 52 79 | | | | | | | | |
| 316 | A | South Carolina St. | 58 67 | 95 | A | Georgia | 75 83 | | | | | | | | |

Non-Div I Games: Converse 101 50 Col umbi a (SC) 89 57 Erski ne 74 50

Charleston So.

| | | | | | | | | | | |
|-------------------|----------|-----------|----------------|------------|-------------|---------------|------|------|-------|-----------|
| Average RPI Win: | 211 | WON-LOST | WINNING | LAST 10 | STRENGTH OF | OPP. STRENGTH | TEAM | ADJ. | CONF. | ADJ CONF. |
| Average RPI Loss: | 155 | RECORD | PCT. RANK | GAMES | SCHEDULE | OF SCHEDULE | RPI | RPI | RPI | RPI |
| DIV. I ONLY | 10- 7 | 119 | 5-5 | 199 | 198 | 157 | 157 | 16 | 16 | |
| DIV. I NON-CONF. | 8- 4 | 91 | 1- 0 | 109 | 235 | 82 | 82 | 19 | 19 | |
| ----- | | | | | | | | | | |
| TOTALS | RPI 1-25 | RPI 26-50 | W-L RECORDS | RPI 51-100 | RPI 101-150 | RPI 150+ | | | | |
| 10- 7 | 0- 0 | 0- 0 | OVERALL | 1- 0 | 2- 4 | 7- 3 | | | | |
| 8- 1 | 0- 0 | 0- 0 | HOME | 1- 0 | 1- 1 | 6- 0 | | | | |
| 1- 6 | 0- 0 | 0- 0 | AWAY | 0- 0 | 1- 3 | 0- 3 | | | | |
| 1- 0 | 0- 0 | 0- 0 | NEUTRAL | 0- 0 | 0- 0 | 1- 0 | | | | |
| 8- 4 | 0- 0 | 0- 0 | NON-CONFERENCE | 1- 0 | 2- 3 | 5- 1 | | | | |
| 6- 1 | 0- 0 | 0- 0 | HOME | 1- 0 | 1- 1 | 4- 0 | | | | |
| 1- 3 | 0- 0 | 0- 0 | AWAY | 0- 0 | 1- 2 | 0- 1 | | | | |
| 1- 0 | 0- 0 | 0- 0 | NEUTRAL | 0- 0 | 0- 0 | 1- 0 | | | | |
| 2- 3 | 0- 0 | 0- 0 | CONFERENCE | 0- 0 | 0- 1 | 2- 2 | | | | |
| 2- 0 | 0- 0 | 0- 0 | HOME | 0- 0 | 0- 0 | 2- 0 | | | | |
| 0- 3 | 0- 0 | 0- 0 | AWAY | 0- 0 | 0- 1 | 0- 2 | | | | |
| 0- 0 | 0- 0 | 0- 0 | NEUTRAL | 0- 0 | 0- 0 | 0- 0 | | | | |

| RPI | S | Opponent | Score | RPI | S | Opponent | Score | RPI | S | Opponent | Score | RPI | S | Opponent | Score | Team's RPI: 157 |
|---------------------------|---|----------------|-------|-----|---|-----------------|-------|-----|---|-----------------|-------|-----|---|----------|-------|-----------------|
| 79 | H | Wright St. | 88 85 | | | | | 102 | A | Virginia | 61 65 | | | | | |
| | | | | | | | | 106 | A | Western Ky. | 58 76 | | | | | |
| | | | | | | | | 108 | H | Wake Forest | 43 69 | | | | | |
| | | | | | | | | 118 | A | Lehigh | 62 60 | | | | | |
| | | | | | | | | 131 | H | Davidson | 78 66 | | | | | |
| | | | | | | | | 137 | A | Fordham | 64 71 | | | | | |
| | | | | | | | | 178 | A | Mercer | 40 57 | | | | | |
| | | | | | | | | 205 | H | UNC Asheville | 70 53 | | | | | |
| | | | | | | | | 207 | H | East Carolina | 52 46 | | | | | |
| | | | | | | | | 211 | A | Southern Miss. | 54 65 | | | | | |
| | | | | | | | | 246 | A | Marshall | 62 63 | | | | | |
| | | | | | | | | 248 | H | Bethune-Cookman | 73 69 | | | | | |
| | | | | | | | | 257 | H | Wofford | 85 63 | | | | | |
| | | | | | | | | 265 | N | Liberty | 63 61 | | | | | |
| | | | | | | | | 289 | H | Fla. Atlantic | 68 47 | | | | | |
| | | | | | | | | 315 | H | FIU | 69 54 | | | | | |
| ----- | | | | | | | | | | | | | | | | |
| LAST 12 Division I GAMES: | | | | | | | | | | | | | | | | |
| 118 | A | Lehigh | 62 60 | 289 | H | Fla. Atlantic | 68 47 | | | | | | | | | |
| 211 | A | Southern Miss. | 54 65 | 315 | H | FIU | 69 54 | | | | | | | | | |
| 131 | H | Davidson | 78 66 | 246 | A | Marshall | 62 63 | | | | | | | | | |
| 79 | H | Wright St. | 88 85 | 106 | A | Western Ky. | 58 76 | | | | | | | | | |
| 178 | A | Mercer | 40 57 | 102 | A | Virginia | 61 65 | | | | | | | | | |
| 108 | H | Wake Forest | 43 69 | 248 | H | Bethune-Cookman | 73 69 | | | | | | | | | |

Non-Div I Games:

Charlotte

| | | | | | | | | | | |
|------------------|----------|-----------|----------------|------------|-------------|---------------|------|------|-------|-----------|
| Average RPI | Win: 215 | WON-LOST | WINNING | LAST 10 | STRENGTH OF | OPP. STRENGTH | TEAM | ADJ. | CONF. | ADJ CONF. |
| Average RPI | Loss: 54 | RECORD | PCT. RANK | GAMES | SCHEDULE | OF SCHEDULE | RPI | RPI | RPI | RPI |
| DIV. I ONLY | 6- 10 | 237 | 3-7 | 17 | 125 | 134 | 134 | 24 | 24 | |
| DIV. I NON-CONF. | 4- 10 | 264 | 1- 0 | 8 | 95 | 108 | 108 | 25 | 25 | |
| ----- | | | | | | | | | | |
| TOTALS | RPI 1-25 | RPI 26-50 | W-L RECORDS | RPI 51-100 | RPI 101-150 | RPI 150+ | | | | |
| 6- 10 | 0- 4 | 0- 1 | OVERALL | 1- 3 | 0- 2 | 5- 0 | | | | |
| 3- 5 | 0- 2 | 0- 1 | HOME | 0- 1 | 0- 1 | 3- 0 | | | | |
| 1- 3 | 0- 1 | 0- 0 | AWAY | 0- 1 | 0- 1 | 1- 0 | | | | |
| 2- 2 | 0- 1 | 0- 0 | NEUTRAL | 1- 1 | 0- 0 | 1- 0 | | | | |
| 4- 10 | 0- 4 | 0- 1 | NON-CONFERENCE | 1- 3 | 0- 2 | 3- 0 | | | | |
| 1- 5 | 0- 2 | 0- 1 | HOME | 0- 1 | 0- 1 | 1- 0 | | | | |
| 1- 3 | 0- 1 | 0- 0 | AWAY | 0- 1 | 0- 1 | 1- 0 | | | | |
| 2- 2 | 0- 1 | 0- 0 | NEUTRAL | 1- 1 | 0- 0 | 1- 0 | | | | |
| 2- 0 | 0- 0 | 0- 0 | CONFERENCE | 0- 0 | 0- 0 | 2- 0 | | | | |
| 2- 0 | 0- 0 | 0- 0 | HOME | 0- 0 | 0- 0 | 2- 0 | | | | |
| 0- 0 | 0- 0 | 0- 0 | AWAY | 0- 0 | 0- 0 | 0- 0 | | | | |
| 0- 0 | 0- 0 | 0- 0 | NEUTRAL | 0- 0 | 0- 0 | 0- 0 | | | | |

| RPI 1-25 | | | | RPI 26-50 | | | | RPI 51-100 | | | | RPI 101+ Team's RPI: 134 | | | |
|----------|---|---------------|-------|-----------|---|------------------|-------|------------|---|---------------|-------|--------------------------|---|----------------|-------|
| RPI | S | Opponent | Score | RPI | S | Opponent | Score | RPI | S | Opponent | Score | RPI | S | Opponent | Score |
| 7 | H | Louisville | 49 75 | 26 | H | South Dakota St. | 54 71 | 54 | H | Belmont | 51 67 | 126 | A | Northern Colo. | 65 68 |
| 8 | H | NC State | 58 78 | | | | | 64 | N | Middle Tenn. | 47 58 | 141 | H | UT Martin | 79 81 |
| 16 | A | UCF | 37 75 | | | | | 75 | A | Virginia Tech | 59 74 | 212 | N | Saint Louis | 71 61 |
| 22 | N | Central Mich. | 50 73 | | | | | 89 | N | Maine | 66 61 | 215 | A | Hampton | 58 50 |
| | | | | | | | | | | | | | | | |
| | | | | | | | | | | | | | | | |
| | | | | | | | | | | | | | | | |
| | | | | | | | | | | | | | | | |
| | | | | | | | | | | | | | | | |
| | | | | | | | | | | | | | | | |
| | | | | | | | | | | | | | | | |
| | | | | | | | | | | | | | | | |
| | | | | | | | | | | | | | | | |
| | | | | | | | | | | | | | | | |
| | | | | | | | | | | | | | | | |
| | | | | | | | | | | | | | | | |
| | | | | | | | | | | | | | | | |
| | | | | | | | | | | | | | | | |
| | | | | | | | | | | | | | | | |
| | | | | | | | | | | | | | | | |
| | | | | | | | | | | | | | | | |
| | | | | | | | | | | | | | | | |
| | | | | | | | | | | | | | | | |
| | | | | | | | | | | | | | | | |
| | | | | | | | | | | | | | | | |
| | | | | | | | | | | | | | | | |
| | | | | | | | | | | | | | | | |
| | | | | | | | | | | | | | | | |
| | | | | | | | | | | | | | | | |
| | | | | | | | | | | | | | | | |
| | | | | | | | | | | | | | | | |
| | | | | | | | | | | | | | | | |
| | | | | | | | | | | | | | | | |
| | | | | | | | | | | | | | | | |
| | | | | | | | | | | | | | | | |
| | | | | | | | | | | | | | | | |
| | | | | | | | | | | | | | | | |
| | | | | | | | | | | | | | | | |
| | | | | | | | | | | | | | | | |
| | | | | | | | | | | | | | | | |
| | | | | | | | | | | | | | | | |
| | | | | | | | | | | | | | | | |
| | | | | | | | | | | | | | | | |
| | | | | | | | | | | | | | | | |
| | | | | | | | | | | | | | | | |
| | | | | | | | | | | | | | | | |
| | | | | | | | | | | | | | | | |
| | | | | | | | | | | | | | | | |
| | | | | | | | | | | | | | | | |
| | | | | | | | | | | | | | | | |
| | | | | | | | | | | | | | | | |
| | | | | | | | | | | | | | | | |
| | | | | | | | | | | | | | | | |
| | | | | | | | | | | | | | | | |
| | | | | | | | | | | | | | | | |
| | | | | | | | | | | | | | | | |
| | | | | | | | | | | | | | | | |
| | | | | | | | | | | | | | | | |
| | | | | | | | | | | | | | | | |
| | | | | | | | | | | | | | | | |
| | | | | | | | | | | | | | | | |
| | | | | | | | | | | | | | | | |
| | | | | | | | | | | | | | | | |
| | | | | | | | | | | | | | | | |
| | | | | | | | | | | | | | | | |
| | | | | | | | | | | | | | | | |
| | | | | | | | | | | | | | | | |
| | | | | | | | | | | | | | | | |
| | | | | | | | | | | | | | | | |
| | | | | | | | | | | | | | | | |
| | | | | | | | | | | | | | | | |
| | | | | | | | | | | | | | | | |
| | | | | | | | | | | | | | | | |
| | | | | | | | | | | | | | | | |
| | | | | | | | | | | | | | | | |
| | | | | | | | | | | | | | | | |
| | | | | | | | | | | | | | | | |
| | | | | | | | | | | | | | | | |
| | | | | | | | | | | | | | | | |
| | | | | | | | | | | | | | | | |
| | | | | | | | | | | | | | | | |
| | | | | | | | | | | | | | | | |
| | | | | | | | | | | | | | | | |
| | | | | | | | | | | | | | | | |
| | | | | | | | | | | | | | | | |
| | | | | | | | | | | | | | | | |
| | | | | | | | | | | | | | | | |
| | | | | | | | | | | | | | | | |
| | | | | | | | | | | | | | | | |
| | | | | | | | | | | | | | | | |
| | | | | | | | | | | | | | | | |
| | | | | | | | | | | | | | | | |
| | | | | | | | | | | | | | | | |
| | | | | | | | | | | | | | | | |
| | | | | | | | | | | | | | | | |
| | | | | | | | | | | | | | | | |
| | | | | | | | | | | | | | | | |
| | | | | | | | | | | | | | | | |
| | | | | | | | | | | | | | | | |
| | | | | | | | | | | | | | | | |
| | | | | | | | | | | | | | | | |
| | | | | | | | | | | | | | | | |
| | | | | | | | | | | | | | | | |
| | | | | | | | | | | | | | | | |
| | | | | | | | | | | | | | | | |
| | | | | | | | | | | | | | | | |
| | | | | | | | | | | | | | | | |
| | | | | | | | | | | | | | | | |
| | | | | | | | | | | | | | | | |
| | | | | | | | | | | | | | | | |
| | | | | | | | | | | | | | | | |
| | | | | | | | | | | | | | | | |
| | | | | | | | | | | | | | | | |
| | | | | | | | | | | | | | | | |
| | | | | | | | | | | | | | | | |
| | | | | | | | | | | | | | | | |
| | | | | | | | | | | | | | | | |
| | | | | | | | | | | | | | | | |
| | | | | | | | | | | | | | | | |
| | | | | | | | | | | | | | | | |
| | | | | | | | | | | | | | | | |
| | | | | | | | | | | | | | | | |
| | | | | | | | | | | | | | | | |
| | | | | | | | | | | | | | | | |
| | | | | | | | | | | | | | | | |
| | | | | | | | | | | | | | | | |
| | | | | | | | | | | | | | | | |
| | | | | | | | | | | | | | | | |
| | | | | | | | | | | | | | | | |
| | | | | | | | | | | | | | | | |
| | | | | | | | | | | | | | | | |
| | | | | | | | | | | | | | | | |
| | | | | | | | | | | | | | | | |
| | | | | | | | | | | | | | | | |
| | | | | | | | | | | | | | | | |
| | | | | | | | | | | | | | | | |
| | | | | | | | | | | | | | | | |
| | | | | | | | | | | | | | | | |
| | | | | | | | | | | | | | | | |
| | | | | | | | | | | | | | | | |
| | | | | | | | | | | | | | | | |
| | | | | | | | | | | | | | | | |
| | | | | | | | | | | | | | | | |
| | | | | | | | | | | | | | | | |
| | | | | | | | | | | | | | | | |
| | | | | | | | | | | | | | | | |
| | | | | | | | | | | | | | | | |
| | | | | | | | | | | | | | | | |
| | | | | | | | | | | | | | | | |
| | | | | | | | | | | | | | | | |
| | | | | | | | | | | | | | | | |
| | | | | | | | | | | | | | | | |
| | | | | | | | | | | | | | | | |
| | | | | | | | | | | | | | | | |
| | | | | | | | | | | | | | | | |
| | | | | | | | | | | | | | | | |
| | | | | | | | | | | | | | | | |
| | | | | | | | | | | | | | | | |
| | | | | | | | | | | | | | | | |
| | | | | | | | | | | | | | | | |
| | | | | | | | | | | | | | | | |
| | | | | | | | | | | | | | | | |
| | | | | | | | | | | | | | | | |
| | | | | | | | | | | | | | | | |
| | | | | | | | | | | | | | | | |
| | | | | | | | | | | | | | | | |
| | | | | | | | | | | | | | | | |
| | | | | | | | | | | | | | | | |
| | | | | | | | | | | | | | | | |
| | | | | | | | | | | | | | | | |
| | | | | | | | | | | | | | | | |
| | | | | | | | | | | | | | | | |
| | | | | | | | | | | | | | | | |
| | | | | | | | | | | | | | | | |
| | | | | | | | | | | | | | | | |
| | | | | | | | | | | | | | | | |
| | | | | | | | | | | | | | | | |
| | | | | | | | | | | | | | | | |
| | | | | | | | | | | | | | | | |
| | | | | | | | | | | | | | | | |
| | | | | | | | | | | | | | | | |
| | | | | | | | | | | | | | | | |
| | | | | | | | | | | | | | | | |
| | | | | | | | | | | | | | | | |
| | | | | | | | | | | | | | | | |
| | | | | | | | | | | | | | | | |
| | | | | | | | | | | | | | | | |
| | | | | | | | | | | | | | | | |
| | | | | | | | | | | | | | | | |
| | | | | | | | | | | | | | | | |
| | | | | | | | | | | | | | | | |
| | | | | | | | | | | | | | | | |
| | | | | | | | | | | | | | | | |
| | | | | | | | | | | | | | | | |
| | | | | | | | | | | | | | | | |
| | | | | | | | | | | | | | | | |
| | | | | | | | | | | | | | | | |
| | | | | | | | | | | | | | | | |
| | | | | | | | | | | | | | | | |
| | | | | | | | | | | | | | | | |
| | | | | | | | | | | | | | | | |
| | | | | | | | | | | | | | | | |
| | | | | | | | | | | | | | | | |
| | | | | | | | | | | | | | | | |
| | | | | | | | | | | | | | | | |
| | | | | | | | | | | | | | | | |
| | | | | | | | | | | | | | | | |
| | | | | | | | | | | | | | | | |
| | | | | | | | | | | | | | | | |
| | | | | | | | | | | | | | | | |
| | | | | | | | | | | | | | | | |
| | | | | | | | | | | | | | | | |
| | | | | | | | | | | | | | | | |
| | | | | | | | | | | | | | | | |
| | | | | | | | | | | | | | | | |
| | | | | | | | | | | | | | | | |
| | | | | | | | | | | | | | | | |
| | | | | | | | | | | | | | | | |
| | | | | | | | | | | | | | | | |
| | | | | | | | | | | | | | | | |
| | | | | | | | | | | | | | | | |
| | | | | | | | | | | | | | | | |
| | | | | | | | | | | | | | | | |
| | | | | | | | | | | | | | | | |
| | | | | | | | | | | | | | | | |
| | | | | | | | | | | | | | | | |
| | | | | | | | | | | | | | | | |
| | | | | | | | | | | | | | | | |
| | | | | | | | | | | | | | | | |
| | | | | | | | | | | | | | | | |
| | | | | | | | | | | | | | | | |
| | | | | | | | | | | | | | | | |
| | | | | | | | | | | | | | | | |
| | | | | | | | | | | | | | | | |
| | | | | | | | | | | | | | | | |
| | | | | | | | | | | | | | | | |
| | | | | | | | | | | | | | | | |
| | | | | | | | | | | | | | | | |
| | | | | | | | | | | | | | | | |
| | | | | | | | | | | | | | | | |
| | | | | | | | | | | | | | | | |
| | | | | | | | | | | | | | | | |
| | | | | | | | | | | | | | | | |
| | | | | | | | | | | | | | | | |
| | | | | | | | | | | | | | | | |
| | | | | | | | | | | | | | | | |
| | | | | | | | | | | | | | | | |
| | | | | | | | | | | | | | | | |
| | | | | | | | | | | | | | | | |
| | | | | | | | | | | | | | | | |
| | | | | | | | | | | | | | | | |
| | | | | | | | | | | | | | | | |
| | | | | | | | | | | | | | | | |
| | | | | | | | | | | | | | | | |
| | | | | | | | | | | | | | | | |
| | | | | | | | | | | | | | | | |
| | | | | | | | | | | | | | | | |
| | | | | | | | | | | | | | | | |
| | | | | | | | | | | | | | | | |
| | | | | | | | | | | | | | | | |
| | | | | | | | | | | | | | | | |
| | | | | | | | | | | | | | | | |
| | | | | | | | | | | | | | | | |
| | | | | | | | | | | | | | | | |
| | | | | | | | | | | | | | | | |
| | | | | | | | | | | | | | | | |
| | | | | | | | | | | | | | | | |
| | | | | | | | | | | | | | | | |
| | | | | | | | | | | | | | | | |
| | | | | | | | | | | | | | | | |
| | | | | | | | | | | | | | | | |
| | | | | | | | | | | | | | | | |
| | | | | | | | | | | | | | | | |
| | | | | | | | | | | | | | | | |
| | | | | | | | | | | | | | | | |
| | | | | | | | | | | | | | | | |
| | | | | | | | | | | | | | | | |
| | | | | | | | | | | | | | | | |
| | | | | | | | | | | | | | | | |
| | | | | | | | | | | | | | | | |
| | | | | | | | | | | | | | | | |
| | | | | | | | | | | | | | | | |
| | | | | | | | | | | | | | | | |
| | | | | | | | | | | | | | | | |
| | | | | | | | | | | | | | | | |
| | | | | | | | | | | | | | | | |
| | | | | | | | | | | | | | | | |
| | | | | | | | | | | | | | | | |
| | | | | | | | | | | | | | | | |
| | | | | | | | | | | | | | | | |
| | | | | | | | | | | | | | | | |
| | | | | | | | | | | | | | | | |
| | | | | | | | | | | | | | | | |
| | | | | | | | | | | | | | | | |
| | | | | | | | | | | | | | | | |
| | | | | | | | | | | | | | | | |
| | | | | | | | | | | | | | | | |
| | | | | | | | | | | | | | | | |
| | | | | | | | | | | | | | | | |
| | | | | | | | | | | | | | | | |
| | | | | | | | | | | | | | | | |
| | | | | | | | | | | | | | | | |
| | | | | | | | | | | | | | | | |
| | | | | | | | | | | | | | | | |
| | | | | | | | | | | | | | | | |
| | | | | | | | | | | | | | | | |
| | | | | | | | | | | | | | | | |
| | | | | | | | | | | | | | | | |
| | | | | | | | | | | | | | | | |
| | | | | | | | | | | | | | | | |
| | | | | | | | | | | | | | | | |
| | | | | | | | | | | | | | | | |
| | | | | | | | | | | | | | | | |
| | | | | | | | | | | | | | | | |
| | | | | | | | | | | | | | | | |
| | | | | | | | | | | | | | | | |
| | | | | | | | | | | | | | | | |
| | | | | | | | | | | | | | | | |
| | | | | | | | | | | | | | | | |
| | | | | | | | | | | | | | | | |
| | | | | | | | | | | | | | | | |
| | | | | | | | | | | | | | | | |
| | | | | | | | | | | | | | | | |
| | | | | | | | | | | | | | | | |
| | | | | | | | | | | | | | | | |
| | | | | | | | | | | | | | | | |
| | | | | | | | | | | | | | | | |
| | | | | | | | | | | | | | | | |
| | | | | | | | | | | | | | | | |
| | | | | | | | | | | | | | | | |
| | | | | | | | | | | | | | | | |
| | | | | | | | | | | | | | | | |
| | | | | | | | | | | | | | | | |
| | | | | | | | | | | | | | | | |
| | | | | | | | | | | | | | | | |
| | | | | | | | | | | | | | | | |
| | | | | | | | | | | | | | | | |
| | | | | | | | | | | | | | | | |
| | | | | | | | | | | | | | | | |
| | | | | | | | | | | | | | | | |
| | | | | | | | | | | | | | | | |
| | | | | | | | | | | | | | | | |
| | | | | | | | | | | | | | | | |
| | | | | | | | | | | | | | | | |
| | | | | | | | | | | | | | | | |
| | | | | | | | | | | | | | | | |
| | | | | | | | | | | | | | | | |
| | | | | | | | | | | | | | | | |
| | | | | | | | | | | | | | | | |
| | | | | | | | | | | | | | | | |
| | | | | | | | | | | | | | | | |
| | | | | | | | | | | | | | | | |
| | | | | | | | | | | | | | | | |
| | | | | | | | | | | | | | | | |
| | | | | | | | | | | | | | | | |
| | | | | | | | | | | | | | | | |
| | | | | | | | | | | | | | | | |
| | | | | | | | | | | | | | | | |
| | | | | | | | | | | | | | | | |
| | | | | | | | | | | | | | | | |
| | | | | | | | | | | | | | | | |
| | | | | | | | | | | | | | | | |
| | | | | | | | | | | | | | | | |
| | | | | | | | | | | | | | | | |
| | | | | | | | | | | | | | | | |
| | | | | | | | | | | | | | | | |
| | | | | | | | | | | | | | | | |
| | | | | | | | | | | | | | | | |
| | | | | | | | | | | | | | | | |
| | | | | | | | | | | | | | | | |
| | | | | | | | | | | | | | | | |
| | | | | | | | | | | | | | | | |
| | | | | | | | | | | | | | | | |
| | | | | | | | | | | | | | | | |
| | | | | | | | | | | | | | | | |
| | | | | | | | | | | | | | | | |
| | | | | | | | | | | | | | | | |
| | | | | | | | | | | | | | | | |
| | | | | | | | | | | | | | | | |
| | | | | | | | | | | | | | | | |
| | | | | | | | | | | | | | | | |
| | | | | | | | | | | | | | | | |
| | | | | | | | | | | | | | | | |
| | | | | | | | | | | | | | | | |
| | | | | | | | | | | | | | | | |
| | | | | | | | | | | | | | | | |
| | | | | | | | | | | | | | | | |
| | | | | | | | | | | | | | | | |
| | | | | | | | | | | | | | | | |
| | | | | | | | | | | | | | | | |
| | | | | | | | | | | | | | | | |

| | | | | | | | | | | |
|-------------------|----------|-----------|----------------|------------|-------------|---------------|------|------|-------|-----------|
| Average RPI Win: | 338 | WON-LOST | WINNING | LAST 10 | STRENGTH OF | OPP. STRENGTH | TEAM | ADJ. | CONF. | ADJ CONF. |
| Average RPI Loss: | 206 | RECORD | PCT. RANK | GAMES | SCHEDULE | OF SCHEDULE | RPI | RPI | RPI | RPI |
| DIV. I ONLY | 1- 15 | 344 | 1-9 | 222 | 343 | 340 | 340 | 30 | 30 | |
| DIV. I NON-CONF. | 0- 13 | 336 | 0- 0 | 154 | 342 | 338 | 338 | 30 | 30 | |
| ----- | | | | | | | | | | |
| TOTALS | RPI 1-25 | RPI 26-50 | W-L RECORDS | RPI 51-100 | RPI 101-150 | RPI 150+ | | | | |
| 1- 15 | 0- 0 | 0- 0 | OVERALL | 0- 1 | 0- 1 | 1- 13 | | | | |
| 1- 6 | 0- 0 | 0- 0 | HOME | 0- 0 | 0- 0 | 1- 6 | | | | |
| 0- 8 | 0- 0 | 0- 0 | AWAY | 0- 1 | 0- 1 | 0- 6 | | | | |
| 0- 1 | 0- 0 | 0- 0 | NEUTRAL | 0- 0 | 0- 0 | 0- 1 | | | | |
| 0- 13 | 0- 0 | 0- 0 | NON-CONFERENCE | 0- 1 | 0- 1 | 0- 11 | | | | |
| 0- 5 | 0- 0 | 0- 0 | HOME | 0- 0 | 0- 0 | 0- 5 | | | | |
| 0- 7 | 0- 0 | 0- 0 | AWAY | 0- 1 | 0- 1 | 0- 5 | | | | |
| 0- 1 | 0- 0 | 0- 0 | NEUTRAL | 0- 0 | 0- 0 | 0- 1 | | | | |
| 1- 2 | 0- 0 | 0- 0 | CONFERENCE | 0- 0 | 0- 0 | 1- 2 | | | | |
| 1- 1 | 0- 0 | 0- 0 | HOME | 0- 0 | 0- 0 | 1- 1 | | | | |
| 0- 1 | 0- 0 | 0- 0 | AWAY | 0- 0 | 0- 0 | 0- 1 | | | | |
| 0- 0 | 0- 0 | 0- 0 | NEUTRAL | 0- 0 | 0- 0 | 0- 0 | | | | |

| RPI 1-25 | | | | RPI 26-50 | | | | RPI 51-100 | | | | RPI 101+ Team's RPI: 340 | | | |
|---------------------------|---|--------------------|-------|-----------|---|---------------|--------|------------|---|--------------|-------|--------------------------|---|----------------------|--------|
| RPI | S | Opponent | Score | RPI | S | Opponent | Score | RPI | S | Opponent | Score | RPI | S | Opponent | Score |
| | | | | | | | | 73 | A | Northwestern | 35 97 | 104 | A | Northern Ill. | 52 114 |
| | | | | | | | | | | | | 160 | A | Wisconsin | 38 85 |
| | | | | | | | | | | | | 164 | H | UAB | 45 90 |
| | | | | | | | | | | | | 171 | A | Xavier | 57 91 |
| | | | | | | | | | | | | 177 | A | Bradley | 59 89 |
| | | | | | | | | | | | | 180 | A | Morehead St. | 68 104 |
| | | | | | | | | | | | | 192 | H | UMKC | 58 111 |
| | | | | | | | | | | | | 204 | H | SIUE | 66 82 |
| | | | | | | | | | | | | 213 | H | Brown | 65 90 |
| | | | | | | | | | | | | 242 | A | Loyola Chicago | 40 76 |
| | | | | | | | | | | | | 278 | N | St. Francis Brooklyn | 73 110 |
| | | | | | | | | | | | | 290 | A | California Baptist | 52 89 |
| | | | | | | | | | | | | 299 | H | Valparaiso | 70 76 |
| | | | | | | | | | | | | 338 | H | Grand Canyon | 50 48 |
| | | | | | | | | | | | | 345 | H | Evansville | 58 67 |
| LAST 12 Division I GAMES: | | | | | | | | | | | | | | | |
| 338 | H | Grand Canyon | 50 48 | 192 | H | UMKC | 58 111 | | | | | | | | |
| 290 | A | California Baptist | 52 89 | 213 | H | Brown | 65 90 | | | | | | | | |
| 204 | H | SIUE | 66 82 | 177 | A | Bradley | 59 89 | | | | | | | | |
| 299 | H | Valparaiso | 70 76 | 104 | A | Northern Ill. | 52 114 | | | | | | | | |
| 242 | A | Loyola Chicago | 40 76 | 73 | A | Northwestern | 35 97 | | | | | | | | |
| 164 | H | UAB | 45 90 | 160 | A | Wisconsin | 38 85 | | | | | | | | |

Non-Div I Games:

Chicago St.

| 0- 0 | | | | 0- 0 | | | | NEUTRAL | | | | 0- 0 | | | | 0- 0 | | | |
|---------------------------|---|-----------|-------|-----------|---|-------------|-------|------------|---|---------------|-------|----------|---|---------------|-------|-----------------|--|--|--|
| RPI 1-25 | | | | RPI 26-50 | | | | RPI 51-100 | | | | RPI 101+ | | | | Team's RPI: 132 | | | |
| RPI | S | Opponent | Score | RPI | S | Opponent | Score | RPI | S | Opponent | Score | RPI | S | Opponent | Score | | | | |
| 6 | A | UConn | 38 82 | | | | | 69 | H | Old Domini on | 72 76 | 128 | H | Yal e | 66 52 | | | | |
| 16 | A | UCF | 55 56 | | | | | 80 | A | Pi ttsburgh | 48 65 | 136 | H | VCU | 66 54 | | | | |
| | | | | | | | | 86 | A | Ohi o St. | 56 69 | 171 | H | Xavi er | 79 61 | | | | |
| | | | | | | | | 96 | A | Mi ami (OH) | 65 78 | 186 | A | Ball St. | 63 75 | | | | |
| | | | | | | | | | | | | 212 | A | Sai nt Loui s | 51 50 | | | | |
| | | | | | | | | | | | | 222 | H | Howard | 85 51 | | | | |
| | | | | | | | | | | | | 230 | H | SMU | 69 57 | | | | |
| | | | | | | | | | | | | 250 | H | Templ e | 72 52 | | | | |
| | | | | | | | | | | | | 253 | H | ETSU | 77 64 | | | | |
| | | | | | | | | | | | | 331 | H | Li pscomb | 71 55 | | | | |
| | | | | | | | | | | | | 333 | H | Austin Peay | 69 48 | | | | |
| LAST 12 Division I GAMES: | | | | | | | | | | | | | | | | | | | |
| 250 | H | Templ e | 72 52 | 6 | A | UConn | 38 82 | | | | | | | | | | | | |
| 16 | A | UCF | 55 56 | 230 | H | SMU | 69 57 | | | | | | | | | | | | |
| 86 | A | Ohi o St. | 56 69 | 222 | H | Howard | 85 51 | | | | | | | | | | | | |
| 186 | A | Ball St. | 63 75 | 171 | H | Xavi er | 79 61 | | | | | | | | | | | | |
| 331 | H | Li pscomb | 71 55 | 136 | H | VCU | 66 54 | | | | | | | | | | | | |
| 128 | H | Yal e | 66 52 | 96 | A | Mi ami (OH) | 65 78 | | | | | | | | | | | | |

Non-Div I Games:

Average RPI Loss: 59

| | | | | | | | | | |
|------------------|----------|-----------|----------------|------------|-------------|----------|----|---|---|
| DIV. I ONLY | 13- 5 | 62 | 8-2 | 39 | 38 | 37 | 37 | 1 | 1 |
| DIV. I NON-CONF. | 9- 4 | 85 | 1- 0 | 116 | 77 | 85 | 85 | 1 | 1 |
| TOTALS | RPI 1-25 | RPI 26-50 | W-L RECORDS | RPI 51-100 | RPI 101-150 | RPI 150+ | | | |
| 13- 5 | 1- 2 | 2- 1 | OVERALL | 1- 1 | 4- 1 | 5- 0 | | | |
| 10- 2 | 0- 1 | 1- 0 | HOME | 1- 0 | 3- 1 | 5- 0 | | | |
| 2- 2 | 1- 1 | 1- 0 | AWAY | 0- 1 | 0- 0 | 0- 0 | | | |
| 1- 1 | 0- 0 | 0- 1 | NEUTRAL | 0- 0 | 1- 0 | 0- 0 | | | |
| 9- 4 | 0- 1 | 0- 1 | NON-CONFERENCE | 1- 1 | 3- 1 | 5- 0 | | | |
| 8- 1 | 0- 0 | 0- 0 | HOME | 1- 0 | 2- 1 | 5- 0 | | | |
| 0- 2 | 0- 1 | 0- 0 | AWAY | 0- 1 | 0- 0 | 0- 0 | | | |
| 1- 1 | 0- 0 | 0- 1 | NEUTRAL | 0- 0 | 1- 0 | 0- 0 | | | |
| 4- 1 | 1- 1 | 2- 0 | CONFERENCE | 0- 0 | 1- 0 | 0- 0 | | | |
| 2- 1 | 0- 1 | 1- 0 | HOME | 0- 0 | 1- 0 | 0- 0 | | | |
| 2- 0 | 1- 0 | 1- 0 | AWAY | 0- 0 | 0- 0 | 0- 0 | | | |
| 0- 0 | 0- 0 | 0- 0 | NEUTRAL | 0- 0 | 0- 0 | 0- 0 | | | |

| RPI 1-25 | | | | Team's RPI: 37 | | RPI 51-100 | | | | RPI 101+ | | | | | |
|-----------------------------|---|-----------------|-------|----------------|---|---------------|-------|-----|---|-------------------|-------|-----|---|-------------------|-------|
| RPI | S | Opponent | Score | RPI | S | Opponent | Score | RPI | S | Opponent | Score | RPI | S | Opponent | Score |
| 5 | H | Syracuse | 75 84 | 38 | A | Mi ami (FL) | 76 67 | 54 | H | Bel mont | 65 62 | 102 | H | Vi rgi ni a | 71 65 |
| 21 | A | Flori da St. | 57 45 | 39 | N | Tennessee | 66 78 | 97 | A | Al abama | 56 76 | 112 | H | Appal achi an St. | 87 48 |
| 24 | A | South Carol ina | 57 69 | 44 | H | Georgi a Tech | 71 61 | | | | | 131 | H | Davi dson | 80 90 |
| | | | | | | | | | | | | 144 | N | Okl ahoma | 74 62 |
| | | | | | | | | | | | | 148 | H | Hi gh Poi nt | 83 64 |
| | | | | | | | | | | | | 162 | H | Ill i noi s | 69 67 |
| | | | | | | | | | | | | 173 | H | Rhode Isl and | 80 67 |
| | | | | | | | | | | | | 246 | H | Marshal l | 68 54 |
| | | | | | | | | | | | | 257 | H | Wofford | 85 77 |
| | | | | | | | | | | | | 331 | H | Li pscomb | 68 26 |
| LAST 12 Di vi sion I GAMES: | | | | | | | | | | | | | | | |
| | | | | 144 | N | Okl ahoma | 74 62 | 21 | A | Fl ori da St. | 57 45 | | | | |
| | | | | 44 | H | Georgi a Tech | 71 61 | 38 | A | Mi ami (FL) | 76 67 | | | | |
| | | | | 131 | H | Davi dson | 80 90 | 102 | H | Vi rgi ni a | 71 65 | | | | |
| | | | | 173 | H | Rhode Isl and | 80 67 | 5 | H | Syracuse | 75 84 | | | | |
| | | | | 148 | H | Hi gh Poi nt | 83 64 | 112 | H | Appal achi an St. | 87 48 | | | | |
| | | | | 54 | H | Bel mont | 65 62 | 246 | H | Marshal l | 68 54 | | | | |

Clemson

Cleveland St.

| | | | | | | | | | | |
|-------------------|----------|-----------|----------------|--------------------------------|-------------|---------------|------|------|-------|-----------|
| Cleveland St. | | | | Through Games Of Jan. 18, 2019 | | | | | | |
| Average RPI Win: | 282 | WON-LOST | WINNING | LAST 10 | STRENGTH OF | OPP. STRENGTH | TEAM | ADJ. | CONF. | ADJ CONF. |
| Average RPI Loss: | 148 | RECORD | PCT. RANK | GAMES | SCHEDULE | OF SCHEDULE | RPI | RPI | RPI | RPI |
| DIV. I ONLY | 5- 11 | 261 | 4-6 | 221 | 250 | 260 | 260 | 19 | 19 | |
| DIV. I NON-CONF. | 1- 8 | 322 | 0- 0 | 41 | 312 | 270 | 270 | 17 | 17 | |
| ----- | | | | | | | | | | |
| TOTALS | RPI 1-25 | RPI 26-50 | W-L RECORDS | RPI 51-100 | RPI 101-150 | RPI 150+ | | | | |
| 5- 11 | 0- 0 | 0- 2 | OVERALL | 0- 2 | 0- 1 | 5- 6 | | | | |
| 3- 3 | 0- 0 | 0- 0 | HOME | 0- 1 | 0- 1 | 3- 1 | | | | |
| 2- 7 | 0- 0 | 0- 2 | AWAY | 0- 0 | 0- 0 | 2- 5 | | | | |
| 0- 1 | 0- 0 | 0- 0 | NEUTRAL | 0- 1 | 0- 0 | 0- 0 | | | | |
| 1- 8 | 0- 0 | 0- 1 | NON-CONFERENCE | 0- 2 | 0- 0 | 1- 5 | | | | |
| 1- 2 | 0- 0 | 0- 0 | HOME | 0- 1 | 0- 0 | 1- 1 | | | | |
| 0- 5 | 0- 0 | 0- 1 | AWAY | 0- 0 | 0- 0 | 0- 4 | | | | |
| 0- 1 | 0- 0 | 0- 0 | NEUTRAL | 0- 1 | 0- 0 | 0- 0 | | | | |
| 4- 3 | 0- 0 | 0- 1 | CONFERENCE | 0- 0 | 0- 1 | 4- 1 | | | | |
| 2- 1 | 0- 0 | 0- 0 | HOME | 0- 0 | 0- 1 | 2- 0 | | | | |
| 2- 2 | 0- 0 | 0- 1 | AWAY | 0- 0 | 0- 0 | 2- 1 | | | | |
| 0- 0 | 0- 0 | 0- 0 | NEUTRAL | 0- 0 | 0- 0 | 0- 0 | | | | |

| | | | | | | | | | | | | | | | |
|---------------------------|---|----------|-------|-----------|---|--------------|-------|------------|---|---------------|-------|--------------------------|---|---------------|-------|
| RPI 1-25 | | | | RPI 26-50 | | | | RPI 51-100 | | | | RPI 101+ Team's RPI: 260 | | | |
| RPI | S | Opponent | Score | RPI | S | Opponent | Score | RPI | S | Opponent | Score | RPI | S | Opponent | Score |
| | | | | 42 | A | Ohio | 54 72 | 82 | N | Tulane | 72 81 | 140 | H | IUPUI | 50 75 |
| | | | | 46 | A | Green Bay | 53 62 | 99 | H | Toledo | 60 65 | 172 | H | Illinois St. | 67 63 |
| | | | | | | | | | | | | 177 | H | Bradley | 65 67 |
| | | | | | | | | | | | | 181 | A | Milwaukee | 53 59 |
| | | | | | | | | | | | | 183 | A | Eastern Mich. | 63 69 |
| | | | | | | | | | | | | 186 | A | Ball St. | 62 67 |
| | | | | | | | | | | | | 241 | A | San Diego | 82 83 |
| | | | | | | | | | | | | 246 | A | Marshall | 64 86 |
| | | | | | | | | | | | | 285 | H | Northern Ky. | 76 47 |
| | | | | | | | | | | | | 291 | A | Oakland | 64 62 |
| | | | | | | | | | | | | 323 | A | Detroit Mercy | 67 49 |
| | | | | | | | | | | | | 337 | H | UIC | 71 53 |
| LAST 12 Division I GAMES: | | | | | | | | | | | | | | | |
| | | | | 285 | H | Northern Ky. | 76 47 | 46 | A | Green Bay | 53 62 | | | | |
| | | | | 181 | A | Milwaukee | 53 59 | 337 | H | UIC | 71 53 | | | | |
| | | | | 246 | A | Marshall | 64 86 | 140 | H | IUPUI | 50 75 | | | | |
| | | | | 99 | H | Toledo | 60 65 | 323 | A | Detroit Mercy | 67 49 | | | | |
| | | | | 42 | A | Ohio | 54 72 | 291 | A | Oakland | 64 62 | | | | |
| | | | | 82 | N | Tulane | 72 81 | 177 | H | Bradley | 65 67 | | | | |

Non-Div I Games: Lake Erie 79 49 Salem (WV) 113 81 Cleveland St.

Cleveland St.

Average RPI Win: 300
Average RPI Loss: 123

WON-LOST
RECORD

WINNING
PCT. RANK

LAST 10
GAMES

STRENGTH OF
SCHEDULE

OPP. STRENGTH
OF SCHEDULE

TEAM
RPI

ADJ.
RPI

CONF.
RPI

ADJ CONF.
RPI

| | | | | | | | | | |
|------------------|----------|-----------|----------------|------------|-------------|----------|-----|----|----|
| DIV. I ONLY | 6- 7 | 202 | 4-6 | 166 | 337 | 202 | 202 | 15 | 15 |
| DIV. I NON-CONF. | 6- 3 | 91 | 0- 0 | 291 | 338 | 194 | 194 | 15 | 15 |
| <hr/> | | | | | | | | | |
| TOTALS | RPI 1-25 | RPI 26-50 | W-L RECORDS | RPI 51-100 | RPI 101-150 | RPI 150+ | | | |
| 6- 7 | 0- 0 | 0- 1 | OVERALL | 0- 1 | 0- 2 | 6- 3 | | | |
| 4- 2 | 0- 0 | 0- 0 | HOME | 0- 1 | 0- 0 | 4- 1 | | | |
| 2- 3 | 0- 0 | 0- 0 | AWAY | 0- 0 | 0- 1 | 2- 2 | | | |
| 0- 2 | 0- 0 | 0- 1 | NEUTRAL | 0- 0 | 0- 1 | 0- 0 | | | |
| 6- 3 | 0- 0 | 0- 1 | NON-CONFERENCE | 0- 0 | 0- 1 | 6- 1 | | | |
| 4- 0 | 0- 0 | 0- 0 | HOME | 0- 0 | 0- 0 | 4- 0 | | | |
| 2- 1 | 0- 0 | 0- 0 | AWAY | 0- 0 | 0- 0 | 2- 1 | | | |
| 0- 2 | 0- 0 | 0- 1 | NEUTRAL | 0- 0 | 0- 1 | 0- 0 | | | |
| 0- 4 | 0- 0 | 0- 0 | CONFERENCE | 0- 1 | 0- 1 | 0- 2 | | | |
| 0- 2 | 0- 0 | 0- 0 | HOME | 0- 1 | 0- 0 | 0- 1 | | | |
| 0- 2 | 0- 0 | 0- 0 | AWAY | 0- 0 | 0- 1 | 0- 1 | | | |
| 0- 0 | 0- 0 | 0- 0 | NEUTRAL | 0- 0 | 0- 0 | 0- 0 | | | |

| RPI 1-25 | | | | RPI 26-50 | | | | RPI 51-100 | | | | RPI 101+ Team's RPI: 202 | | | |
|---------------------------|---|----------|-------|-----------|---|--------------------|-------|------------|---|----------------|-------|--------------------------|---|--------------------|-------|
| RPI | S | Opponent | Score | RPI | S | Opponent | Score | RPI | S | Opponent | Score | RPI | S | Opponent | Score |
| | | | | 49 | N | Auburn | 78 84 | 88 | H | Troy | 81 82 | 116 | A | UT Arlington | 53 79 |
| | | | | | | | | | | | | 117 | N | Rice | 52 56 |
| | | | | | | | | | | | | 152 | H | South Alabama | 78 88 |
| | | | | | | | | | | | | 155 | A | Texas St. | 58 73 |
| | | | | | | | | | | | | 181 | A | UC Riverside | 43 62 |
| | | | | | | | | | | | | 223 | H | Bowling Green | 81 80 |
| | | | | | | | | | | | | 273 | H | Memphis | 90 71 |
| | | | | | | | | | | | | 316 | H | South Carolina St. | 57 44 |
| | | | | | | | | | | | | 318 | H | Western Caro. | 77 59 |
| | | | | | | | | | | | | 320 | A | UNC Greensboro | 78 71 |
| | | | | | | | | | | | | 348 | A | N.C. Central | 89 66 |
| <hr/> | | | | | | | | | | | | | | | |
| LAST 12 Division I GAMES: | | | | | | | | | | | | | | | |
| | | | | 116 | A | UT Arlington | 53 79 | 152 | H | South Alabama | 78 88 | | | | |
| | | | | 155 | A | Texas St. | 58 73 | 88 | H | Troy | 81 82 | | | | |
| | | | | 273 | H | Memphis | 90 71 | 320 | A | UNC Greensboro | 78 71 | | | | |
| | | | | 223 | H | Bowling Green | 81 80 | 117 | N | Rice | 52 56 | | | | |
| | | | | 181 | A | UC Riverside | 43 62 | 49 | N | Auburn | 78 84 | | | | |
| | | | | 316 | H | South Carolina St. | 57 44 | 348 | A | N.C. Central | 89 66 | | | | |

Non-Div I Games: N.C. Wesleyan 126 65 Meredith 128 39

Coastal Caro.

Loss, Non-Conf, S Site, H Home A Away N Neutral

| | | | | | | | | | | |
|-------------------|----------|-----------|----------------|------------|-------------|---------------|------|------|-------|-----------|
| Average RPI Win: | 287 | WON-LOST | WINNING | LAST 10 | STRENGTH OF | OPP. STRENGTH | TEAM | ADJ. | CONF. | ADJ CONF. |
| Average RPI Loss: | 209 | RECORD | PCT. RANK | GAMES | SCHEDULE | OF SCHEDULE | RPI | RPI | RPI | RPI |
| DIV. I ONLY | 4- 10 | 275 | 3-7 | 271 | 347 | 303 | 303 | 10 | 10 | |
| DIV. I NON-CONF. | 3- 7 | 256 | 0- 0 | 329 | 351 | 339 | 339 | 13 | 13 | |
| ----- | | | | | | | | | | |
| TOTALS | RPI 1-25 | RPI 26-50 | W-L RECORDS | RPI 51-100 | RPI 101-150 | RPI 150+ | | | | |
| 4- 10 | 0- 0 | 0- 0 | OVERALL | 0- 1 | 0- 2 | 4- 7 | | | | |
| 2- 4 | 0- 0 | 0- 0 | HOME | 0- 1 | 0- 0 | 2- 3 | | | | |
| 2- 6 | 0- 0 | 0- 0 | AWAY | 0- 0 | 0- 2 | 2- 4 | | | | |
| 0- 0 | 0- 0 | 0- 0 | NEUTRAL | 0- 0 | 0- 0 | 0- 0 | | | | |
| 3- 7 | 0- 0 | 0- 0 | NON-CONFERENCE | 0- 0 | 0- 1 | 3- 6 | | | | |
| 2- 3 | 0- 0 | 0- 0 | HOME | 0- 0 | 0- 0 | 2- 3 | | | | |
| 1- 4 | 0- 0 | 0- 0 | AWAY | 0- 0 | 0- 1 | 1- 3 | | | | |
| 0- 0 | 0- 0 | 0- 0 | NEUTRAL | 0- 0 | 0- 0 | 0- 0 | | | | |
| 1- 3 | 0- 0 | 0- 0 | CONFERENCE | 0- 1 | 0- 1 | 1- 1 | | | | |
| 0- 1 | 0- 0 | 0- 0 | HOME | 0- 1 | 0- 0 | 0- 0 | | | | |
| 1- 2 | 0- 0 | 0- 0 | AWAY | 0- 0 | 0- 1 | 1- 1 | | | | |
| 0- 0 | 0- 0 | 0- 0 | NEUTRAL | 0- 0 | 0- 0 | 0- 0 | | | | |

| RPI 1-25 | | | | RPI 26-50 | | | | RPI 51-100 | | | | RPI 101+ | | | | Team's RPI: 303 |
|---------------------------|---|----------|-------|-----------|---|-----------------|-------|------------|---|----------|-------|----------------|-------|--------------------|-------|-----------------|
| RPI | S | Opponent | Score | RPI | S | Opponent | Score | RPI | S | Opponent | Score | RPI | S | Opponent | Score | |
| | | | | | | | | 91 | H | Towson | 61 77 | 112 | A | Appalachian St. | 66 80 | |
| | | | | | | | | | | | | 129 | A | UNCW | 49 71 | |
| | | | | | | | | | | | | 159 | A | William & Mary | 66 54 | |
| | | | | | | | | | | | | 187 | A | Elon | 68 76 | |
| | | | | | | | | | | | | 214 | A | George Mason | 52 66 | |
| | | | | | | | | | | | | 236 | H | Furman | 67 70 | |
| | | | | | | | | | | | | 257 | A | Wofford | 58 78 | |
| | | | | | | | | | | | | 259 | A | Campbell | 65 66 | |
| | | | | | | | | | | | | 286 | H | Winthrop | 64 71 | |
| | | | | | | | | | | | | 316 | H | South Carolina St. | 75 51 | |
| | | | | | | | | | | | | 322 | H | Presbyterian | 65 71 | |
| | | | | | | | | | | | | 331 | A | Lipscomb | 65 63 | |
| | | | | | | | | | | | | 341 | H | Charleston So. | 79 52 | |
| LAST 12 Division I GAMES: | | | | | | | | | | | | | | | | |
| | | | | 91 | H | Towson | 61 77 | | | 187 | A | Elon | 68 76 | | | |
| | | | | 159 | A | William & Mary | 66 54 | | | 129 | A | UNCW | 49 71 | | | |
| | | | | 112 | A | Appalachian St. | 66 80 | | | 214 | A | George Mason | 52 66 | | | |
| | | | | 286 | H | Winthrop | 64 71 | | | 322 | H | Presbyterian | 65 71 | | | |
| | | | | 236 | H | Furman | 67 70 | | | 341 | H | Charleston So. | 79 52 | | | |
| | | | | 257 | A | Wofford | 58 78 | | | 331 | A | Lipscomb | 65 63 | | | |

Non-Div I Games: North Greenville 95 62

Col. of Charleston

C
o
l
l
e
g
e

| | | | | | | | | | | | |
|------------------|-----------|--------------------------------|----------------|------------|-------------|---------------|------|------|-------|-----------|--|
| Colgate | | Through Games Of Jan. 18, 2019 | | | | | | | | | |
| Average RPI | Win: 275 | WON-LOST | WINNING | LAST 10 | STRENGTH OF | OPP. STRENGTH | TEAM | ADJ. | CONF. | ADJ CONF. | |
| Average RPI | Loss: 201 | RECORD | PCT. RANK | GAMES | SCHEDULE | OF SCHEDULE | RPI | RPI | RPI | RPI | |
| DIV. I ONLY | 7- 8 | 192 | 5-5 | 281 | 336 | 238 | 238 | 20 | 20 | | |
| DIV. I NON-CONF. | 4- 6 | 212 | 0- 0 | 322 | 339 | 298 | 298 | 23 | 23 | | |
| ----- | | | | | | | | | | | |
| TOTALS | RPI 1-25 | RPI 26-50 | W-L RECORDS | RPI 51-100 | RPI 101-150 | RPI 150+ | | | | | |
| 7- 8 | 0- 0 | 0- 0 | OVERALL | 0- 0 | 0- 3 | 7- 5 | | | | | |
| 4- 2 | 0- 0 | 0- 0 | HOME | 0- 0 | 0- 0 | 4- 2 | | | | | |
| 3- 6 | 0- 0 | 0- 0 | AWAY | 0- 0 | 0- 3 | 3- 3 | | | | | |
| 0- 0 | 0- 0 | 0- 0 | NEUTRAL | 0- 0 | 0- 0 | 0- 0 | | | | | |
| 4- 6 | 0- 0 | 0- 0 | NON-CONFERENCE | 0- 0 | 0- 2 | 4- 4 | | | | | |
| 3- 1 | 0- 0 | 0- 0 | HOME | 0- 0 | 0- 0 | 3- 1 | | | | | |
| 1- 5 | 0- 0 | 0- 0 | AWAY | 0- 0 | 0- 2 | 1- 3 | | | | | |
| 0- 0 | 0- 0 | 0- 0 | NEUTRAL | 0- 0 | 0- 0 | 0- 0 | | | | | |
| 3- 2 | 0- 0 | 0- 0 | CONFERENCE | 0- 0 | 0- 1 | 3- 1 | | | | | |
| 1- 1 | 0- 0 | 0- 0 | HOME | 0- 0 | 0- 0 | 1- 1 | | | | | |
| 2- 1 | 0- 0 | 0- 0 | AWAY | 0- 0 | 0- 1 | 2- 0 | | | | | |
| 0- 0 | 0- 0 | 0- 0 | NEUTRAL | 0- 0 | 0- 0 | 0- 0 | | | | | |

C
o
l
l
e
g
e

| RPI 1-25 | | | | RPI 26-50 | | | | RPI 51-100 | | | | RPI 101+ Team's RPI: 238 | | | |
|---------------------------|---|----------|-------|-----------|---|---------------------|-------|------------|---|--------------|-------|--------------------------|---|---------------------|-------|
| RPI | S | Opponent | Score | RPI | S | Opponent | Score | RPI | S | Opponent | Score | RPI | S | Opponent | Score |
| | | | | | | | | | | | | 103 | A | Dayton | 58 67 |
| | | | | | | | | | | | | 128 | A | Yale | 61 80 |
| | | | | | | | | | | | | 150 | A | American | 57 76 |
| | | | | | | | | | | | | 158 | A | Boston U. | 81 72 |
| | | | | | | | | | | | | 197 | H | Navy | 49 62 |
| | | | | | | | | | | | | 214 | A | George Mason | 61 64 |
| | | | | | | | | | | | | 235 | A | Niagara | 69 74 |
| | | | | | | | | | | | | 244 | A | Holy Cross | 70 67 |
| | | | | | | | | | | | | 255 | H | Columbia | 84 71 |
| | | | | | | | | | | | | 275 | A | Siena | 53 55 |
| | | | | | | | | | | | | 292 | A | UMass Lowell | 61 52 |
| | | | | | | | | | | | | 294 | H | Canisius | 67 53 |
| | | | | | | | | | | | | 306 | H | NJIT | 53 71 |
| | | | | | | | | | | | | 330 | H | Lafayette | 60 49 |
| | | | | | | | | | | | | 349 | H | Fairleigh Dickinson | 71 52 |
| LAST 12 Division I GAMES: | | | | | | | | | | | | | | | |
| | | | | 158 | A | Boston U. | 81 72 | 330 | H | Lafayette | 60 49 | | | | |
| | | | | 197 | H | Navy | 49 62 | 150 | A | American | 57 76 | | | | |
| | | | | 349 | H | Fairleigh Dickinson | 71 52 | 244 | A | Holy Cross | 70 67 | | | | |
| | | | | 275 | A | Siena | 53 55 | 235 | A | Niagara | 69 74 | | | | |
| | | | | 255 | H | Columbia | 84 71 | 306 | H | NJIT | 53 71 | | | | |
| | | | | 294 | H | Canisius | 67 53 | 292 | A | UMass Lowell | 61 52 | | | | |

Non-Div I Games:

Colgate

| | | | | | | | | | | |
|-------------------|-----|----------|-----------|---------|-------------|---------------|------|------|-------|-----------|
| Average RPI Win: | 185 | WON-LOST | WINNING | LAST 10 | STRENGTH OF | OPP. STRENGTH | TEAM | ADJ. | CONF. | ADJ CONF. |
| Average RPI Loss: | 54 | RECORD | PCT. RANK | GAMES | SCHEDULE | OF SCHEDULE | RPI | RPI | RPI | RPI |

| | | | | | | | | | |
|------------------|----------|-----------|----------------|------------|-------------|----------|-----|---|---|
| DIV. I ONLY | 10- 7 | 119 | 4-6 | 99 | 53 | 122 | 122 | 2 | 2 |
| DIV. I NON-CONF. | 10- 1 | 19 | 0- 0 | 230 | 86 | 43 | 43 | 2 | 2 |
| ----- | | | | | | | | | |
| TOTALS | RPI 1-25 | RPI 26-50 | W-L RECORDS | RPI 51-100 | RPI 101-150 | RPI 150+ | | | |
| 10- 7 | 0- 1 | 1- 3 | OVERALL | 0- 3 | 1- 0 | 8- 0 | | | |
| 8- 3 | 0- 1 | 1- 1 | HOME | 0- 1 | 1- 0 | 6- 0 | | | |
| 1- 4 | 0- 0 | 0- 2 | AWAY | 0- 2 | 0- 0 | 1- 0 | | | |
| 1- 0 | 0- 0 | 0- 0 | NEUTRAL | 0- 0 | 0- 0 | 1- 0 | | | |
| 10- 1 | 0- 0 | 1- 1 | NON-CONFERENCE | 0- 0 | 1- 0 | 8- 0 | | | |
| 8- 0 | 0- 0 | 1- 0 | HOME | 0- 0 | 1- 0 | 6- 0 | | | |
| 1- 1 | 0- 0 | 0- 1 | AWAY | 0- 0 | 0- 0 | 1- 0 | | | |
| 1- 0 | 0- 0 | 0- 0 | NEUTRAL | 0- 0 | 0- 0 | 1- 0 | | | |
| 0- 6 | 0- 1 | 0- 2 | CONFERENCE | 0- 3 | 0- 0 | 0- 0 | | | |
| 0- 3 | 0- 1 | 0- 1 | HOME | 0- 1 | 0- 0 | 0- 0 | | | |
| 0- 3 | 0- 0 | 0- 1 | AWAY | 0- 2 | 0- 0 | 0- 0 | | | |
| 0- 0 | 0- 0 | 0- 0 | NEUTRAL | 0- 0 | 0- 0 | 0- 0 | | | |

| RPI S Opponent | Score | RPI S Opponent | Score | RPI S Opponent | Score | RPI S Opponent | Score | Team's RPI: 122 |
|------------------------------|-------|-----------------------|-------|-----------------------|-------|-----------------------|-------|-----------------|
| 15 H Arizona St. | 70 76 | 34 A Utah | 59 78 | 58 H Arizona | 67 69 | 126 H Northern Colo. | 77 69 | |
| | | 34 H Utah | 61 76 | 98 A Washington | 58 68 | 153 N Utah St. | 78 68 | |
| | | 38 A Mi ami (FL) | 58 73 | 100 A Washi ngton St. | 48 74 | 168 H Pepperdi ne | 80 65 | |
| | | 40 H North Carol ina | 86 74 | | | 179 H Col orado St. | 59 40 | |
| | | | | | | 195 H Prai ri e Vi ew | 79 38 | |
| | | | | | | 197 H Navy | 59 43 | |
| | | | | | | 240 A Nevada | 65 52 | |
| | | | | | | 243 H Samford | 81 39 | |
| | | | | | | 310 H San Jose St. | 76 64 | |
| ----- | | | | | | | | |
| LAST 12 Di vi si on I GAMES: | | | | | | | | |
| 34 A Utah | 59 78 | 98 A Washington | 58 68 | | | | | |
| 100 A Washi ngton St. | 48 74 | 15 H Arizona St. | 70 76 | | | | | |
| 197 H Navy | 59 43 | 58 H Arizona | 67 69 | | | | | |
| 310 H San Jose St. | 76 64 | 34 H Utah | 61 76 | | | | | |
| 38 A Mi ami (FL) | 58 73 | 243 H Samford | 81 39 | | | | | |
| 168 H Pepperdi ne | 80 65 | 195 H Prai ri e Vi ew | 79 38 | | | | | |

Non-Di v I Games:

Col orado

Average RPI Win:

226

Average RPI Loss:

85

WON-LOST
RECORD

5- 8

4- 5

WINNING
PCT. RANK

233

190

LAST 10
GAMES

5-5

0- 0

STRENGTH OF
SCHEDULE

50

28

OPP. STRENGTH
OF SCHEDULE

131

118

TEAM
RPI

179

133

ADJ.
RPI

179

133

CONF.
RPI

12

11

ADJ CONF.
RPI

12

11

DIV. I ONLY
DIV. I NON-CONF.

TOTALS

RPI 1-25

RPI 26-50

W-L RECORDS

RPI 51-100

RPI 101-150

RPI 150+

5- 8

0- 3

0- 0

OVERALL

0- 1

0- 3

5- 1

5- 3

0- 1

0- 0

HOME

0- 0

0- 2

5- 0

0- 5

0- 2

0- 0

AWAY

0- 1

0- 1

0- 1

0- 0

0- 0

0- 0

NEUTRAL

0- 0

0- 0

0- 0

4- 5

0- 3

0- 0

NON-CONFERENCE

0- 0

0- 2

4- 0

4- 2

0- 1

0- 0

HOME

0- 0

0- 1

4- 0

0- 3

0- 2

0- 0

AWAY

0- 0

0- 1

0- 0

0- 0

0- 0

0- 0

NEUTRAL

0- 0

0- 0

0- 0

1- 3

0- 0

0- 0

CONFERENCE

0- 1

0- 1

1- 1

1- 1

0- 0

0- 0

HOME

0- 0

0- 1

1- 0

0- 2

0- 0

0- 0

AWAY

0- 1

0- 0

0- 1

0- 0

0- 0

0- 0

NEUTRAL

0- 0

0- 0

0- 0

RPI 1-25

RPI 26-50

RPI 51-100

RPI 101+

Team's RPI: 179

| RPI | S | Opponent | Score |
|-----|---|--------------|-------|
| 10 | A | Gonzaga | 39 50 |
| 15 | H | Ari zona St. | 39 70 |
| 19 | A | BYU | 42 51 |

RPI S Opponent Score

| RPI | S | Opponent | Score |
|-----|---|-------------|-------|
| 55 | A | New Mexi co | 58 70 |

| RPI | S | Opponent | Score |
|-----|---|-----------------|-------|
| 105 | H | Fresno St. | 55 66 |
| 122 | A | Colorado | 40 59 |
| 126 | H | Northern Colo. | 47 53 |
| 163 | H | Denver | 84 79 |
| 190 | H | Cornel I | 56 53 |
| 229 | A | Air Force | 48 63 |
| 239 | H | UNLV | 52 49 |
| 254 | H | Northern Ari z. | 65 54 |
| 282 | H | North Florida | 61 59 |

LAST 12 Division I GAMES:

| | | | | | | | | | |
|-----|---|----------------|----|----|-----|---|-----------------|----|----|
| 55 | A | New Mexico | 58 | 70 | 105 | H | Fresno St. | 55 | 66 |
| 229 | A | Air Force | 48 | 63 | 239 | H | UNLV | 52 | 49 |
| 282 | H | North Florida | 61 | 59 | 163 | H | Denver | 84 | 79 |
| 10 | A | Gonzaga | 39 | 50 | 19 | A | BYU | 42 | 51 |
| 190 | H | Cornell | 56 | 53 | 15 | H | Ari zona St. | 39 | 70 |
| 126 | H | Northern Colo. | 47 | 53 | 254 | H | Northern Ari z. | 65 | 54 |

Non-Div I Games:

Chadron St.

91 38

Eastern N.M.

72 46

Colorado St.

Loss,
 Non-Conf, S Site,
 H Home
A Away
 N Neutral

| | | | | | | | | | | | |
|------------------|----------|------|-----------|-----------|----------------|-------------|---------------|-------------|------|----------|-----------|
| Average RPI | Win: | 237 | WON-LOST | WINNING | LAST 10 | STRENGTH OF | OPP. STRENGTH | TEAM | ADJ. | CONF. | ADJ CONF. |
| Average RPI | Loss: | 189 | RECORD | PCT. RANK | GAMES | SCHEDULE | OF SCHEDULE | RPI | RPI | RPI | RPI |
| DIV. I ONLY | | 4- 9 | | 267 | 2-8 | 213 | 278 | 255 | 255 | 11 | 11 |
| DIV. I NON-CONF. | | 4- 9 | | 253 | 1- 0 | 216 | 286 | 262 | 262 | 12 | 12 |
| ----- | | | | | | | | | | | |
| TOTALS | RPI 1-25 | | RPI 26-50 | | W-L RECORDS | RPI 51-100 | | RPI 101-150 | | RPI 150+ | |
| 4- 9 | 0- 0 | | 0- 0 | | OVERALL | 0- 1 | | 0- 2 | | 4- 6 | |
| 2- 3 | 0- 0 | | 0- 0 | | HOME | 0- 0 | | 0- 1 | | 2- 2 | |
| 2- 6 | 0- 0 | | 0- 0 | | AWAY | 0- 1 | | 0- 1 | | 2- 4 | |
| 0- 0 | 0- 0 | | 0- 0 | | NEUTRAL | 0- 0 | | 0- 0 | | 0- 0 | |
| 4- 9 | 0- 0 | | 0- 0 | | NON-CONFERENCE | 0- 1 | | 0- 2 | | 4- 6 | |
| 2- 3 | 0- 0 | | 0- 0 | | HOME | 0- 0 | | 0- 1 | | 2- 2 | |
| 2- 6 | 0- 0 | | 0- 0 | | AWAY | 0- 1 | | 0- 1 | | 2- 4 | |
| 0- 0 | 0- 0 | | 0- 0 | | NEUTRAL | 0- 0 | | 0- 0 | | 0- 0 | |
| 0- 0 | 0- 0 | | 0- 0 | | CONFERENCE | 0- 0 | | 0- 0 | | 0- 0 | |
| 0- 0 | 0- 0 | | 0- 0 | | HOME | 0- 0 | | 0- 0 | | 0- 0 | |
| 0- 0 | 0- 0 | | 0- 0 | | AWAY | 0- 0 | | 0- 0 | | 0- 0 | |
| 0- 0 | 0- 0 | | 0- 0 | | NEUTRAL | 0- 0 | | 0- 0 | | 0- 0 | |

| RPI 1-25 | | | | RPI 26-50 | | | | RPI 51-100 | | | | RPI 101+ | | | | Team's RPI: 255 |
|---------------------------|---|-----------------|-------|-----------|-----|----------|-------------------|------------|----|----------------|-------|----------------|----|-------------------|-------|-----------------|
| RPI | S | Opponent | Score | RPI | S | Opponent | Score | RPI | S | Opponent | Score | RPI | S | Opponent | Score | |
| | | | | | | | | 85 | A | Boston College | 60 | 74 | | | | |
| | | | | | | | | | | | | 121 | H | Houston | 72 | 83 |
| | | | | | | | | | | | | 137 | A | Fordham | 49 | 68 |
| | | | | | | | | | | | | 162 | A | Illinois | 69 | 76 |
| | | | | | | | | | | | | 178 | A | Mercer | 72 | 68 |
| | | | | | | | | | | | | 181 | A | Milwaukee | 65 | 78 |
| | | | | | | | | | | | | 209 | H | Cal St. Fullerton | 58 | 61 |
| | | | | | | | | | | | | 215 | H | Hampton | 88 | 63 |
| | | | | | | | | | | | | 238 | A | Colgate | 71 | 84 |
| | | | | | | | | | | | | 256 | A | Hofstra | 65 | 63 |
| | | | | | | | | | | | | 277 | A | Saint Joseph's | 61 | 68 |
| | | | | | | | | | | | | 288 | H | Albany (NY) | 58 | 62 |
| | | | | | | | | | | | | 298 | H | Army West Point | 70 | 49 |
| LAST 12 Division I GAMES: | | | | | | | | | | | | | | | | |
| 178 | A | Mercer | 72 | 68 | 288 | H | Albany (NY) | 58 | 62 | 137 | A | Fordham | 49 | 68 | | |
| 215 | H | Hampton | 88 | 63 | 209 | H | Cal St. Fullerton | 58 | 61 | 85 | A | Boston College | 60 | 74 | | |
| 121 | H | Houston | 72 | 83 | 277 | A | Saint Joseph's | 61 | 68 | 238 | A | Colgate | 71 | 84 | | |
| 162 | A | Illinois | 69 | 76 | | | | | | | | | | | | |
| 181 | A | Milwaukee | 65 | 78 | | | | | | | | | | | | |
| 298 | H | Army West Point | 70 | 49 | | | | | | | | | | | | |

Non-Div I Games:

Columbi a

Average RPI Win: 347

Average RPI Loss: 161

WON-LOST
RECORDWINNING
PCT. RANKLAST 10
GAMESSTRENGTH OF
SCHEDULEOPP. STRENGTH
OF SCHEDULETEAM
RPIADJ.
RPICONF.
RPIADJ CONF.
RPIDIV. I ONLY
DIV. I NON-CONF.1- 15
0- 12344
3361-9
0- 076
14321
220287
243287
24332
3232
32

TOTALS

RPI 1-25

RPI 26-50

W-L RECORDS

RPI 51-100

RPI 101-150

RPI 150+

1- 15 0- 1

0- 4 0- 0

1- 10 0- 1

0- 1 0- 0

0- 12 0- 1

0- 1 0- 0

0- 10 0- 1

0- 1 0- 0

1- 3 0- 0

0- 3 0- 0

1- 0 0- 0

0- 0 0- 0

0- 2

0- 0

0- 2

0- 0

0- 2

0- 0

0- 2

0- 0

0- 0

0- 0

0- 0

0- 0

OVERALL

HOME

AWAY

NEUTRAL

NON-CONFERENCE

HOME

AWAY

NEUTRAL

CONFERENCE

HOME

AWAY

NEUTRAL

0- 3

0- 0

0- 3

0- 0

0- 3

0- 0

0- 3

0- 0

0- 0

0- 0

0- 0

0- 0

0- 2

0- 0

0- 2

0- 0

0- 2

0- 0

0- 2

0- 0

0- 0

0- 0

0- 0

0- 0

1- 7

0- 4

1- 2

0- 1

0- 4

0- 1

0- 2

0- 1

1- 3

0- 3

1- 0

0- 0

| RPI | S | Opponent | Score |
|-----|---|-----------------|--------|
| 9 | A | Mississippi St. | 38 110 |

| RPI | S | Opponent | Score |
|-----|---|----------|-------|
| 29 | A | Maryland | 36 93 |
| 42 | A | Ohio | 62 87 |

| RPI | S | Opponent | Score |
|-----|---|--------------|-------|
| 69 | A | Old Dominion | 51 81 |
| 81 | A | FGCU | 61 93 |
| 90 | A | Minnesota | 52 84 |

| RPI | S | Opponent | Score |
|-----|---|--------------------|-------|
| 102 | A | Virginia | 41 55 |
| 109 | A | West Virginia | 37 78 |
| 164 | N | UAB | 61 86 |
| 235 | A | Niagara | 69 71 |
| 246 | A | Marshall | 67 88 |
| 281 | H | Norfolk St. | 63 68 |
| 309 | H | UMBC | 52 57 |
| 316 | H | South Carolina St. | 59 75 |
| 339 | H | Savannah St. | 70 76 |
| 347 | A | Delaware St. | 71 57 |

LAST 12 Division I GAMES:

| | | | | | | | | | |
|-----|---|--------------------|----|----|-----|---|--------------|----|----|
| 316 | H | South Carolina St. | 59 | 75 | 347 | A | Delaware St. | 71 | 57 |
| 281 | H | Norfolk St. | 63 | 68 | 339 | H | Savannah St. | 70 | 76 |
| 90 | A | Minnesota | 52 | 84 | 69 | A | Old Dominion | 51 | 81 |
| 42 | A | Ohio | 62 | 87 | 164 | N | UAB | 61 | 86 |
| 102 | A | Virginia | 41 | 55 | 81 | A | FGCU | 61 | 93 |
| 246 | A | Marshall | 67 | 88 | 235 | A | Niagara | 69 | 71 |

C
o
p
p
i
n
s
t
.C
o
p
p
i
n
s
t
.

Non-Div I Games:

Coppin St.

■ Loss,
 ■ Non-Conf,
 ■ S Site,
 ■ Home
 ■ A Away
 N Neutral

Average RPI Win: 283

Average RPI Loss: 151

WON-LOST
RECORDWINNING
PCT. RANKLAST 10
GAMESSTRENGTH OF
SCHEDULEOPP. STRENGTH
OF SCHEDULETEAM
RPIADJ.
RPICONF.
RPIADJ CONF.
RPIDIV. I ONLY
DIV. I NON-CONF.6- 5
6- 5146
1436-4
1- 0277
281292
299190
202190
20211
1211
12

TOTALS

RPI 1-25

RPI 26-50

W-L RECORDS

RPI 51-100

RPI 101-150

RPI 150+

6- 5

0- 0

0- 0

OVERALL

0- 1

0- 2

6- 2

5- 0

0- 0

0- 0

HOME

0- 0

0- 0

5- 0

1- 5

0- 0

0- 0

AWAY

0- 1

0- 2

1- 2

0- 0

0- 0

0- 0

NEUTRAL

0- 0

0- 0

0- 0

6- 5

0- 0

0- 0

NON-CONFERENCE

0- 1

0- 2

6- 2

5- 0

0- 0

0- 0

HOME

0- 0

0- 0

5- 0

1- 5

0- 0

0- 0

AWAY

0- 1

0- 2

1- 2

0- 0

0- 0

0- 0

NEUTRAL

0- 0

0- 0

0- 0

0- 0

0- 0

0- 0

CONFERENCE

0- 0

0- 0

0- 0

0- 0

0- 0

0- 0

HOME

0- 0

0- 0

0- 0

0- 0

0- 0

0- 0

AWAY

0- 0

0- 0

0- 0

0- 0

0- 0

0- 0

NEUTRAL

0- 0

0- 0

0- 0

RPI 1-25

RPI 26-50

RPI 51-100

RPI 101+

Team's RPI: 190

RPI S Opponent Score

RPI S Opponent Score

RPI S Opponent Score

RPI S Opponent Score

90 A Minnesota 45 65

118 A Lehigh 54 67

135 A Stony Brook 61 63

179 A Colorado St. 53 56

215 H Hampton 79 53

226 H St. Bonaventure 58 44

233 A Binghamton 61 72

288 H Albany (NY) 48 34

292 H UMass Lowell 63 54

330 A Lafayette 62 59

347 H Delaware St. 94 59

LAST 12 Division I GAMES:

| | | | | | | | | | |
|-----|---|-----------------|----|----|-----|---|--------------|----|----|
| 226 | H | St. Bonaventure | 58 | 44 | 330 | A | Lafayette | 62 | 59 |
| 215 | H | Hampton | 79 | 53 | 347 | H | Delaware St. | 94 | 59 |
| 292 | H | UMass Lowell | 63 | 54 | 135 | A | Stony Brook | 61 | 63 |
| 288 | H | Albany (NY) | 48 | 34 | 118 | A | Lehigh | 54 | 67 |
| 233 | A | Binghamton | 61 | 72 | 179 | A | Colorado St. | 53 | 56 |
| | | | | | 90 | A | Minnesota | 45 | 65 |

C
o
r
n
e
l
lC
o
r
n
e
l
l

Non-Div I Games:

Cornell

Loss,
 Non-Conf, S Site,
 H Home
A Away
 N Neutral

| Creighton | | | | | Through Games Of Jan. 18, 2019 | | | | | | |
|------------------|----------|--------------|-----------|-----------|--------------------------------|------------------|---------------|----------------|------|------------|-----------|
| Average RPI | Win: | 170 | WON-LOST | WINNING | LAST 10 | STRENGTH OF | OPP. STRENGTH | TEAM | ADJ. | CONF. | ADJ CONF. |
| Average RPI | Loss: | 38 | RECORD | PCT. RANK | GAMES | SCHEDULE | OF SCHEDULE | RPI | RPI | RPI | RPI |
| DIV. I ONLY | 10- 8 | 140 | 6-4 | 46 | 25 | 60 | 60 | 5 | 5 | | |
| DIV. I NON-CONF. | 6- 5 | 143 | 0- 0 | 96 | 43 | 84 | 84 | 4 | 4 | | |
| ----- | | | | | | | | | | | |
| TOTALS | RPI 1-25 | | RPI 26-50 | | W-L RECORDS | RPI 51-100 | | RPI 101-150 | | RPI 150+ | |
| 10- 8 | 0- 4 | | 1- 2 | | OVERALL | 2- 2 | | 2- 0 | | 5- 0 | |
| 4- 3 | 0- 2 | | 0- 1 | | HOME | 2- 0 | | 0- 0 | | 2- 0 | |
| 4- 5 | 0- 2 | | 1- 1 | | AWAY | 0- 2 | | 1- 0 | | 2- 0 | |
| 2- 0 | 0- 0 | | 0- 0 | | NEUTRAL | 0- 0 | | 1- 0 | | 1- 0 | |
| 6- 5 | 0- 3 | | 0- 1 | | NON-CONFERENCE | 1- 1 | | 1- 0 | | 4- 0 | |
| 2- 2 | 0- 2 | | 0- 0 | | HOME | 1- 0 | | 0- 0 | | 1- 0 | |
| 2- 3 | 0- 1 | | 0- 1 | | AWAY | 0- 1 | | 0- 0 | | 2- 0 | |
| 2- 0 | 0- 0 | | 0- 0 | | NEUTRAL | 0- 0 | | 1- 0 | | 1- 0 | |
| 4- 3 | 0- 1 | | 1- 1 | | CONFERENCE | 1- 1 | | 1- 0 | | 1- 0 | |
| 2- 1 | 0- 0 | | 0- 1 | | HOME | 1- 0 | | 0- 0 | | 1- 0 | |
| 2- 2 | 0- 1 | | 1- 0 | | AWAY | 0- 1 | | 1- 0 | | 0- 0 | |
| 0- 0 | 0- 0 | | 0- 0 | | NEUTRAL | 0- 0 | | 0- 0 | | 0- 0 | |
| ----- | | | | | | | | | | | |
| RPI 1-25 | | | | RPI 26-50 | | | | Team's RPI: 60 | | RPI 101+ | |
| RPI | S | Opponent | Score | RPI | S | Opponent | Score | RPI | S | Opponent | Score |
| 12 | A | Marquette | 67 85 | 26 | A | South Dakota St. | 48 74 | 76 | A | UNI | 55 65 |
| 14 | H | Drake | 69 85 | 32 | A | DePaul | 85 82 | 77 | H | Nebraska | 74 65 |
| 21 | A | Florida St. | 52 71 | 43 | H | Villanova | 52 54 | 87 | A | Seton Hall | 75 82 |
| 23 | H | South Dakota | 65 77 | | | | | 94 | H | Georgetown | 65 38 |
| ----- | | | | | | | | | | | |
| RPI 101+ | | | | | | | | | | | |
| | | | | | | | | | | | |
| | | | | | | | | | | | |
| | | | | | | | | | | | |
| | | | | | | | | | | | |
| | | | | | | | | | | | |
| | | | | | | | | | | | |
| | | | | | | | | | | | |
| | | | | | | | | | | | |
| | | | | | | | | | | | |
| | | | | | | | | | | | |
| | | | | | | | | | | | |
| | | | | | | | | | | | |
| | | | | | | | | | | | |
| | | | | | | | | | | | |
| | | | | | | | | | | | |
| | | | | | | | | | | | |
| | | | | | | | | | | | |
| | | | | | | | | | | | |
| | | | | | | | | | | | |
| | | | | | | | | | | | |
| | | | | | | | | | | | |
| | | | | | | | | | | | |
| | | | | | | | | | | | |
| | | | | | | | | | | | |
| | | | | | | | | | | | |
| | | | | | | | | | | | |
| | | | | | | | | | | | |
| | | | | | | | | | | | |
| | | | | | | | | | | | |
| | | | | | | | | | | | |
| | | | | | | | | | | | |
| | | | | | | | | | | | |
| | | | | | | | | | | | |
| | | | | | | | | | | | |
| | | | | | | | | | | | |
| | | | | | | | | | | | |
| | | | | | | | | | | | |
| | | | | | | | | | | | |
| | | | | | | | | | | | |
| | | | | | | | | | | | |
| | | | | | | | | | | | |
| | | | | | | | | | | | |
| | | | | | | | | | | | |
| | | | | | | | | | | | |
| | | | | | | | | | | | |
| | | | | | | | | | | | |
| | | | | | | | | | | | |
| | | | | | | | | | | | |
| | | | | | | | | | | | |
| | | | | | | | | | | | |
| | | | | | | | | | | | |
| | | | | | | | | | | | |
| | | | | | | | | | | | |
| | | | | | | | | | | | |
| | | | | | | | | | | | |
| | | | | | | | | | | | |
| | | | | | | | | | | | |
| | | | | | | | | | | | |
| | | | | | | | | | | | |
| | | | | | | | | | | | |
| | | | | | | | | | | | |
| | | | | | | | | | | | |
| | | | | | | | | | | | |
| | | | | | | | | | | | |
| | | | | | | | | | | | |
| | | | | | | | | | | | |
| | | | | | | | | | | | |
| | | | | | | | | | | | |
| | | | | | | | | | | | |
| | | | | | | | | | | | |
| | | | | | | | | | | | |
| | | | | | | | | | | | |
| | | | | | | | | | | | |
| | </ | | | | | | | | | | |

Non-Div I Games:

Creighton

| | | | | | | | | | | |
|-------------------|----------|-----------|----------------|------------|-------------|---------------|------|------|-------|-----------|
| Average RPI Win: | 273 | WON-LOST | WINNING | LAST 10 | STRENGTH OF | OPP. STRENGTH | TEAM | ADJ. | CONF. | ADJ CONF. |
| Average RPI Loss: | 156 | RECORD | PCT. RANK | GAMES | SCHEDULE | OF SCHEDULE | RPI | RPI | RPI | RPI |
| DIV. I ONLY | 7- 6 | 147 | 5-5 | 305 | 226 | 228 | 228 | 11 | 11 | |
| DIV. I NON-CONF. | 7- 6 | 153 | 0- 1 | 301 | 240 | 238 | 238 | 12 | 12 | |
| ----- | | | | | | | | | | |
| TOTALS | RPI 1-25 | RPI 26-50 | W-L RECORDS | RPI 51-100 | RPI 101-150 | RPI 150+ | | | | |
| 7- 6 | 0- 0 | 0- 1 | OVERALL | 0- 2 | 0- 0 | 7- 3 | | | | |
| 5- 1 | 0- 0 | 0- 1 | HOME | 0- 0 | 0- 0 | 5- 0 | | | | |
| 2- 3 | 0- 0 | 0- 0 | AWAY | 0- 1 | 0- 0 | 2- 2 | | | | |
| 0- 2 | 0- 0 | 0- 0 | NEUTRAL | 0- 1 | 0- 0 | 0- 1 | | | | |
| 7- 6 | 0- 0 | 0- 1 | NON-CONFERENCE | 0- 2 | 0- 0 | 7- 3 | | | | |
| 5- 1 | 0- 0 | 0- 1 | HOME | 0- 0 | 0- 0 | 5- 0 | | | | |
| 2- 3 | 0- 0 | 0- 0 | AWAY | 0- 1 | 0- 0 | 2- 2 | | | | |
| 0- 2 | 0- 0 | 0- 0 | NEUTRAL | 0- 1 | 0- 0 | 0- 1 | | | | |
| 0- 0 | 0- 0 | 0- 0 | CONFERENCE | 0- 0 | 0- 0 | 0- 0 | | | | |
| 0- 0 | 0- 0 | 0- 0 | HOME | 0- 0 | 0- 0 | 0- 0 | | | | |
| 0- 0 | 0- 0 | 0- 0 | AWAY | 0- 0 | 0- 0 | 0- 0 | | | | |
| 0- 0 | 0- 0 | 0- 0 | NEUTRAL | 0- 0 | 0- 0 | 0- 0 | | | | |

| RPI | S | Opponent | Score | RPI | S | Opponent | Score | RPI | S | Opponent | Score | RPI | S | Opponent | Score | Team's RPI: 228 |
|---------------------------|---|-------------------|-------|-----|---|-----------------|-------|-----|---|------------------|-------|-----|---|-------------------|-------|-----------------|
| 35 | H | Buffal o | 69 75 | 64 | N | Mi ddle Tenn. | 58 70 | 158 | H | Boston U. | 64 44 | 209 | A | Cal St. Fullerton | 62 67 | |
| | | | | 85 | A | Boston Col lege | 68 99 | 233 | H | Binghamton | 63 39 | 241 | A | San Diego | 76 78 | |
| | | | | | | | | 292 | H | UMass Lowell | 70 54 | 293 | A | Vermont | 66 42 | |
| | | | | | | | | 304 | N | UC Santa Barbara | 56 62 | 307 | H | Fairfield | 59 46 | |
| | | | | | | | | 313 | A | New Hampshire | 62 42 | 314 | H | Loyola Maryland | 54 41 | |
| ----- | | | | | | | | | | | | | | | | |
| LAST 12 Division I GAMES: | | | | | | | | | | | | | | | | |
| 304 | N | UC Santa Barbara | 56 62 | 313 | A | New Hampshire | 62 42 | | | | | | | | | |
| 233 | H | Binghamton | 63 39 | 35 | H | Buffal o | 69 75 | | | | | | | | | |
| 85 | A | Boston College | 68 99 | 292 | H | UMass Lowell | 70 54 | | | | | | | | | |
| 209 | A | Cal St. Fullerton | 62 67 | 307 | H | Fairfield | 59 46 | | | | | | | | | |
| 64 | N | Middle Tenn. | 58 70 | 158 | H | Boston U. | 64 44 | | | | | | | | | |
| 293 | A | Vermont | 66 42 | 241 | A | San Diego | 76 78 | | | | | | | | | |

Non-Div I Games:

Dartmouth

| | | | | | | | | | | |
|-------------------|----------|-----------|----------------|------------|-------------|---------------|------|------|-------|-----------|
| Average RPI Win: | 202 | WON-LOST | WINNING | LAST 10 | STRENGTH OF | OPP. STRENGTH | TEAM | ADJ. | CONF. | ADJ CONF. |
| Average RPI Loss: | 138 | RECORD | PCT. RANK | GAMES | SCHEDULE | OF SCHEDULE | RPI | RPI | RPI | RPI |
| DIV. I ONLY | 9- 7 | 134 | 6-4 | 184 | 166 | 131 | 131 | 17 | 17 | |
| DIV. I NON-CONF. | 5- 7 | 206 | 0- 0 | 149 | 159 | 177 | 177 | 18 | 18 | |
| ----- | | | | | | | | | | |
| TOTALS | RPI 1-25 | RPI 26-50 | W-L RECORDS | RPI 51-100 | RPI 101-150 | RPI 150+ | | | | |
| 9- 7 | 0- 1 | 1- 0 | OVERALL | 0- 1 | 2- 1 | 6- 4 | | | | |
| 5- 1 | 0- 0 | 0- 0 | HOME | 0- 0 | 1- 1 | 4- 0 | | | | |
| 4- 6 | 0- 1 | 1- 0 | AWAY | 0- 1 | 1- 0 | 2- 4 | | | | |
| 0- 0 | 0- 0 | 0- 0 | NEUTRAL | 0- 0 | 0- 0 | 0- 0 | | | | |
| 5- 7 | 0- 1 | 1- 0 | NON-CONFERENCE | 0- 1 | 1- 1 | 3- 4 | | | | |
| 3- 1 | 0- 0 | 0- 0 | HOME | 0- 0 | 1- 1 | 2- 0 | | | | |
| 2- 6 | 0- 1 | 1- 0 | AWAY | 0- 1 | 0- 0 | 1- 4 | | | | |
| 0- 0 | 0- 0 | 0- 0 | NEUTRAL | 0- 0 | 0- 0 | 0- 0 | | | | |
| 4- 0 | 0- 0 | 0- 0 | CONFERENCE | 0- 0 | 1- 0 | 3- 0 | | | | |
| 2- 0 | 0- 0 | 0- 0 | HOME | 0- 0 | 0- 0 | 2- 0 | | | | |
| 2- 0 | 0- 0 | 0- 0 | AWAY | 0- 0 | 1- 0 | 1- 0 | | | | |
| 0- 0 | 0- 0 | 0- 0 | NEUTRAL | 0- 0 | 0- 0 | 0- 0 | | | | |

| RPI 1-25 | | | | RPI 26-50 | | | | RPI 51-100 | | | | RPI 101+ | | | | Team's RPI: 131 |
|---------------------------|---|----------------|-------|-----------|---|--------------|-------|------------|---|-----------|-------|----------|---|-----------------|-------|-----------------|
| RPI | S | Opponent | Score | RPI | S | Opponent | Score | RPI | S | Opponent | Score | RPI | S | Opponent | Score | |
| 8 | A | NC State | 45 75 | 37 | A | Clemson | 90 80 | 84 | A | Princeton | 57 65 | 112 | H | Appalachian St. | 78 81 | |
| | | | | | | | | | | | | 138 | A | Duquesne | 62 47 | |
| | | | | | | | | | | | | 148 | H | High Point | 71 62 | |
| | | | | | | | | | | | | 157 | A | Charlotte | 66 78 | |
| | | | | | | | | | | | | 159 | H | William & Mary | 76 65 | |
| | | | | | | | | | | | | 173 | A | Rhode Island | 77 67 | |
| | | | | | | | | | | | | 187 | A | Elon | 72 73 | |
| | | | | | | | | | | | | 205 | A | UNC Asheville | 56 69 | |
| | | | | | | | | | | | | 210 | A | Gardner-Webb | 49 54 | |
| | | | | | | | | | | | | 214 | H | George Mason | 67 59 | |
| | | | | | | | | | | | | 283 | H | Richmond | 78 55 | |
| | | | | | | | | | | | | 322 | H | Presbyterian | 83 56 | |
| | | | | | | | | | | | | 341 | A | Charleston So. | 72 34 | |
| ----- | | | | | | | | | | | | | | | | |
| LAST 12 Division I GAMES: | | | | | | | | | | | | | | | | |
| 283 | H | Richmond | 78 55 | 214 | H | George Mason | 67 59 | 8 | A | NC State | 45 75 | 157 | A | Charlotte | 66 78 | |
| 173 | A | Rhode Island | 77 67 | 8 | A | NC State | 45 75 | 37 | A | Clemson | 90 80 | 322 | H | Presbyterian | 83 56 | |
| 138 | A | Duquesne | 62 47 | 157 | A | Charlotte | 66 78 | 187 | A | Elon | 72 73 | | | | | |
| 84 | A | Princeton | 57 65 | | | | | | | | | | | | | |
| 148 | H | High Point | 71 62 | | | | | | | | | | | | | |
| 159 | H | William & Mary | 76 65 | | | | | | | | | | | | | |

Non-Div I Games: Queens (NC) 80 47

Davidson

Average RPI Win: 182

Average RPI Loss: 67

WON-LOST
RECORDWINNING
PCT. RANKLAST 10
GAMESSTRENGTH OF
SCHEDULEOPP. STRENGTH
OF SCHEDULETEAM
RPIADJ.
RPICONF.
RPIADJ CONF.
RPIDIV. I ONLY
DIV. I NON-CONF.8- 7
5- 6150
1776-4
0- 066
16103
92103
78103
7817
1817
18

TOTALS

RPI 1-25

RPI 26-50

W-L RECORDS

RPI 51-100

RPI 101-150

RPI 150+

8- 7 0- 1
6- 1 0- 0
1- 5 0- 1
1- 1 0- 02- 2
1- 0
0- 2
1- 0OVERALL
HOME
AWAY
NEUTRAL1- 3
1- 1
0- 1
0- 10- 0
0- 0
0- 0
0- 05- 1
4- 0
1- 1
0- 05- 6 0- 1
4- 1 0- 0
0- 4 0- 1
1- 1 0- 02- 2
1- 0
0- 2
1- 0NON-CONFERENCE
HOME
AWAY
NEUTRAL1- 3
1- 1
0- 1
0- 10- 0
0- 0
0- 0
0- 02- 0
2- 0
0- 0
0- 03- 1 0- 0
2- 0 0- 0
1- 1 0- 0
0- 0 0- 00- 0
0- 0
0- 0
0- 0CONFERENCE
HOME
AWAY
NEUTRAL0- 0
0- 0
0- 0
0- 00- 0
0- 0
0- 0
0- 03- 1
2- 0
1- 1
0- 0

RPI 1-25

RPI 26-50

RPI 51-100

RPI 101+

Team's RPI: 103

RPI S Opponent Score
24 A South Carolina 55 65RPI S Opponent Score
29 A Maryland 71 82
35 H Buffalo 72 59
44 N Georgia Tech 85 66
46 A Green Bay 35 51RPI S Opponent Score
51 H Northeastern 79 84
57 A James Madison 55 68
75 N Virginia Tech 57 69
99 H Toledo 70 49RPI S Opponent Score
185 A George Washington 45 46
198 H Massachusetts 75 47
226 A St. Bonaventure 62 49
238 H Colgate 67 58
268 H La Salle 84 45
345 H Evansville 69 30

LAST 12 Division I GAMES:

| | | | |
|-------------------------|-------|--------------------|-------|
| 226 A St. Bonaventure | 62 49 | 268 H La Salle | 84 45 |
| 185 A George Washington | 45 46 | 44 N Georgia Tech | 85 66 |
| 198 H Massachusetts | 75 47 | 75 N Virginia Tech | 57 69 |
| 24 A South Carolina | 55 65 | 345 H Evansville | 69 30 |
| 46 A Green Bay | 35 51 | 35 H Buffalo | 72 59 |
| 99 H Toledo | 70 49 | 57 A James Madison | 55 68 |

Dayton

Dayton

Non-Div I Games:

Dayton

Loss, Non-Conf, S Site, H Home A Away N Neutral

DePaul

Through Games Of Jan. 18, 2019

Average RPI Win: 144

Average RPI Loss: 17

WON-LOST RECORD

WINNING PCT. RANK

LAST 10 GAMES

STRENGTH OF SCHEDULE

OPP. STRENGTH OF SCHEDULE

TEAM RPI

ADJ. RPI

CONF. RPI

ADJ CONF. RPI

DIV. I ONLY

DIV. I NON-CONF.

13- 5

9- 3

62

61

8-2

0- 0

54

86

5

10

32

34

32

34

5

4

5

4

TOTALS

RPI 1-25

RPI 26-50

W-L RECORDS

RPI 51-100

RPI 101-150

RPI 150+

13- 5

0- 4

3- 0

OVERALL

4- 1

2- 0

4- 0

7- 2

0- 1

1- 0

HOME

2- 1

1- 0

3- 0

4- 2

0- 2

1- 0

AWAY

1- 0

1- 0

1- 0

2- 1

0- 1

1- 0

NEUTRAL

1- 0

0- 0

0- 0

9- 3

0- 3

2- 0

NON-CONFERENCE

2- 0

1- 0

4- 0

5- 1

0- 1

1- 0

HOME

1- 0

0- 0

3- 0

2- 1

0- 1

0- 0

AWAY

0- 0

1- 0

1- 0

2- 1

0- 1

1- 0

NEUTRAL

1- 0

0- 0

0- 0

4- 2

0- 1

1- 0

CONFERENCE

2- 1

1- 0

0- 0

2- 1

0- 0

1- 1

HOME

1- 0

0- 0

0- 0

2- 1

0- 1

1- 0

AWAY

1- 0

0- 0

0- 0

0- 0

0- 0

0- 0

0- 0

RPI 1-25

RPI 26-50

Team's RPI: 32

RPI 51-100

RPI 101+

RPI S Opponent Score

1 H Notre Dame 77 101

5 N Syracuse 81 83

6 A UConn 63 99

12 A Marquette 63 96

RPI S Opponent Score

43 A Villanova 66 59

46 H Green Bay 73 64

47 N Kansas St. 79 59

RPI S Opponent Score

60 H Creighton 82 85

73 H Northwestern 76 60

84 N Princeton 82 67

93 H Providence 88 62

94 A Georgetown 69 64

RPI S Opponent Score

115 H St. John's (NY) 73 64

144 A Oklahoma 87 76

242 A Loyola Chi cago 102 76

250 H Temple 102 88

302 H Tennessee St. 95 73

339 H Savannah St. 124 61

LAST 12 Division I GAMES:

115 H St. John's (NY) 73 64

43 A Villanova 66 59

94 A Georgetown 69 64

73 H Northwestern 76 60

250 H Temple 102 88

6 A UConn 63 99

12 A Marquette 63 96

93 H Providence 88 62

60 H Creighton 82 85

242 A Loyola Chi cago 102 76

302 H Tennessee St. 95 73

144 A Oklahoma 87 76

Non-Div I Games:

DePaul

Loss, Non-Conf, S Site, H Home A Away N Neutral

Page 66

Non-Div I Games:

DePaul

Delaware

| Del aware | | | | Through Games Of Jan. 18, 2019 | | | | | | | |
|------------------|-------|----------|-----------|--------------------------------|----------------|-------------|---------------|-------------|------|----------|-----------|
| Average RPI | Win: | 273 | WON-LOST | WINNING | LAST 10 | STRENGTH OF | OPP. STRENGTH | TEAM | ADJ. | CONF. | ADJ CONF. |
| Average RPI | Loss: | 106 | RECORD | PCT. RANK | GAMES | SCHEDULE | OF SCHEDULE | RPI | RPI | RPI | RPI |
| DIV. I ONLY | | 6- 10 | 237 | 3-7 | | 98 | 274 | 193 | 193 | 10 | 10 |
| DIV. I NON-CONF. | | 5- 7 | 206 | 1- 0 | | 129 | 297 | 199 | 199 | 13 | 13 |
| ----- | | | | | | | | | | | |
| TOTALS | | RPI 1-25 | RPI 26-50 | | W-L RECORDS | | RPI 51-100 | RPI 101-150 | | RPI 150+ | |
| 6- 10 | | 0- 1 | 0- 1 | | OVERALL | | 0- 3 | 0- 2 | | 6- 3 | |
| 2- 5 | | 0- 1 | 0- 1 | | HOME | | 0- 2 | 0- 1 | | 2- 0 | |
| 2- 3 | | 0- 0 | 0- 0 | | AWAY | | 0- 1 | 0- 0 | | 2- 2 | |
| 2- 2 | | 0- 0 | 0- 0 | | NEUTRAL | | 0- 0 | 0- 1 | | 2- 1 | |
| 5- 7 | | 0- 1 | 0- 1 | | NON-CONFERENCE | | 0- 1 | 0- 1 | | 5- 3 | |
| 2- 2 | | 0- 1 | 0- 1 | | HOME | | 0- 0 | 0- 0 | | 2- 0 | |
| 1- 3 | | 0- 0 | 0- 0 | | AWAY | | 0- 1 | 0- 0 | | 1- 2 | |
| 2- 2 | | 0- 0 | 0- 0 | | NEUTRAL | | 0- 0 | 0- 1 | | 2- 1 | |
| 1- 3 | | 0- 0 | 0- 0 | | CONFERENCE | | 0- 2 | 0- 1 | | 1- 0 | |
| 0- 3 | | 0- 0 | 0- 0 | | HOME | | 0- 2 | 0- 1 | | 0- 0 | |
| 1- 0 | | 0- 0 | 0- 0 | | AWAY | | 0- 0 | 0- 0 | | 1- 0 | |
| 0- 0 | | 0- 0 | 0- 0 | | NEUTRAL | | 0- 0 | 0- 0 | | 0- 0 | |

| | | | | | | | | | | | | | | | |
|---------------------------|---|--------------|-------|-----------|---|------------------|-------|------------|---|----------------|-------|--------------------------|---|----------------|-------|
| RPI 1-25 | | | | RPI 26-50 | | | | RPI 51-100 | | | | RPI 101+ Team's RPI: 193 | | | |
| RPI | S | Opponent | Score | RPI | S | Opponent | Score | RPI | S | Opponent | Score | RPI | S | Opponent | Score |
| 16 | H | UCF | 60 71 | 29 | H | Maryl and | 53 77 | 57 | H | James Madi son | 43 68 | 114 | N | Montana St. | 60 69 |
| | | | | | | | | 76 | A | UNI | 67 79 | 125 | H | Drexel | 40 57 |
| | | | | | | | | 91 | H | Towson | 48 56 | 158 | A | Boston U. | 61 72 |
| | | | | | | | | | | | | 177 | N | Bradley | 47 59 |
| | | | | | | | | | | | | 210 | H | Gardner-Webb | 69 45 |
| | | | | | | | | | | | | 214 | A | George Mason | 46 72 |
| | | | | | | | | | | | | 218 | N | Nicholls St. | 71 56 |
| | | | | | | | | | | | | 256 | A | Hofstra | 78 59 |
| | | | | | | | | | | | | 277 | H | Saint Joseph's | 48 39 |
| | | | | | | | | | | | | 330 | N | Lafayette | 65 47 |
| | | | | | | | | | | | | 347 | A | Delaware St. | 85 77 |
| LAST 12 Division I GAMES: | | | | | | | | | | | | | | | |
| 330 | N | Lafayette | 65 47 | 125 | H | Drexel | 40 57 | | | | | | | | |
| 218 | N | Nicholls St. | 71 56 | 91 | H | Towson | 48 56 | | | | | | | | |
| 256 | A | Hofstra | 78 59 | 57 | H | James Madi son | 43 68 | | | | | | | | |
| 16 | H | UCF | 60 71 | 277 | H | Sai nt Joseph' s | 48 39 | | | | | | | | |
| 214 | A | George Mason | 46 72 | 29 | H | Maryl and | 53 77 | | | | | | | | |
| 158 | A | Boston U. | 61 72 | 210 | H | Gardner-Webb | 69 45 | | | | | | | | |

Non-Div I Games:

Del aware

Delaware

Average RPI Win: 348

Average RPI Loss: 204

WON-LOST
RECORDWINNING
PCT. RANKLAST 10
GAMESSTRENGTH OF
SCHEDULEOPP. STRENGTH
OF SCHEDULETEAM
RPIADJ.
RPICONF.
RPIADJ CONF.
RPIDIV. I ONLY
DIV. I NON-CONF.1- 12
0- 9334
3362-8
0- 0315
206293
257347
340347
34032
3232
32

TOTALS

RPI 1-25

RPI 26-50

W-L RECORDS

RPI 51-100

RPI 101-150

RPI 150+

1- 12

0- 0

0- 0

OVERALL

0- 1

0- 2

1- 9

1- 4

0- 0

0- 0

HOME

0- 1

0- 0

1- 3

0- 8

0- 0

0- 0

AWAY

0- 0

0- 2

0- 6

0- 0

0- 0

0- 0

NEUTRAL

0- 0

0- 0

0- 0

0- 9

0- 0

0- 0

NON-CONFERENCE

0- 1

0- 2

0- 6

0- 2

0- 0

0- 0

HOME

0- 1

0- 0

0- 1

0- 7

0- 0

0- 0

AWAY

0- 0

0- 2

0- 5

0- 0

0- 0

0- 0

NEUTRAL

0- 0

0- 0

0- 0

1- 3

0- 0

0- 0

CONFERENCE

0- 0

0- 0

1- 3

1- 2

0- 0

0- 0

HOME

0- 0

0- 0

1- 2

0- 1

0- 0

0- 0

AWAY

0- 0

0- 0

0- 1

0- 0

0- 0

0- 0

NEUTRAL

0- 0

0- 0

0- 0

RPI 1-25

RPI 26-50

RPI 51-100

RPI 101+

Team's RPI: 347

RPI S Opponent Score

RPI S Opponent Score

RPI S Opponent Score

RPI S Opponent Score

57 H James Madison 57 103

115 A St. John's (NY) 44 82

136 A VCU 55 97

171 A Xavier 59 80

190 A Cornell 59 94

193 H Delaware 77 85

246 A Marshall 63 75

250 A Temple 61 75

262 A Robert Morris 63 64

264 H N. C. A&T 47 67

281 A Norfolk St. 50 63

287 H Coppin St. 57 71

348 H N. C. Central 71 61

LAST 12 Division I GAMES:

348 H N. C. Central 71 61 281 A Norfolk St. 50 63

264 H N. C. A&T 47 67 136 A VCU 55 97

287 H Coppin St. 57 71 246 A Marshall 63 75

115 A St. John's (NY) 44 82 262 A Robert Morris 63 64

193 H Delaware 77 85 190 A Cornell 59 94

57 H James Madison 57 103 171 A Xavier 59 80

Non-Div I Games:

Post

65 53

Cheyney

79 59

Delaware St.

D
e
n
v
e
r

| Denver | | | | Through Games Of Jan. 18, 2019 | | | | | | | |
|------------------|-------|----------|-----------|--------------------------------|-------------|-------------|---------------|-------------|----------|-------|-----------|
| Average RPI | Win: | 185 | WON-LOST | WINNING | LAST 10 | STRENGTH OF | OPP. STRENGTH | TEAM | ADJ. | CONF. | ADJ CONF. |
| Average RPI | Loss: | 141 | RECORD | PCT. RANK | GAMES | SCHEDULE | OF SCHEDULE | RPI | RPI | RPI | RPI |
| DIV. I ONLY | | | 11- 8 | 129 | 4-6 | 237 | 100 | 163 | 163 | 18 | 18 |
| DIV. I NON-CONF. | | | 7- 6 | 153 | 0- 0 | 251 | 59 | 188 | 188 | 16 | 16 |
| ----- | | | | | | | | | | | |
| TOTALS | | RPI 1-25 | RPI 26-50 | | W-L RECORDS | | RPI 51-100 | RPI 101-150 | RPI 150+ | | |
| 11- 8 | 1- 0 | 0- 1 | | OVERALL | | 1- 2 | 2- 1 | 7- 4 | | | |
| 9- 1 | 1- 0 | 0- 0 | | HOME | | 1- 0 | 2- 0 | 5- 1 | | | |
| 2- 7 | 0- 0 | 0- 1 | | AWAY | | 0- 2 | 0- 1 | 2- 3 | | | |
| 0- 0 | 0- 0 | 0- 0 | | NEUTRAL | | 0- 0 | 0- 0 | 0- 0 | | | |
| 7- 6 | 0- 0 | 0- 0 | | NON-CONFERENCE | | 1- 2 | 2- 1 | 4- 3 | | | |
| 6- 1 | 0- 0 | 0- 0 | | HOME | | 1- 0 | 2- 0 | 3- 1 | | | |
| 1- 5 | 0- 0 | 0- 0 | | AWAY | | 0- 2 | 0- 1 | 1- 2 | | | |
| 0- 0 | 0- 0 | 0- 0 | | NEUTRAL | | 0- 0 | 0- 0 | 0- 0 | | | |
| 4- 2 | 1- 0 | 0- 1 | | CONFERENCE | | 0- 0 | 0- 0 | 3- 1 | | | |
| 3- 0 | 1- 0 | 0- 0 | | HOME | | 0- 0 | 0- 0 | 2- 0 | | | |
| 1- 2 | 0- 0 | 0- 1 | | AWAY | | 0- 0 | 0- 0 | 1- 1 | | | |
| 0- 0 | 0- 0 | 0- 0 | | NEUTRAL | | 0- 0 | 0- 0 | 0- 0 | | | |

| RPI 1-25 | | | | RPI 26-50 | | | | RPI 51-100 | | | | RPI 101+ Team's RPI: 163 | | | |
|---------------------------|---|------------------|--------|-----------|---|------------------|--------|------------|---|------------------|---------|--------------------------|---|------------------|--------|
| RPI | S | Opponent | Score | RPI | S | Opponent | Score | RPI | S | Opponent | Score | RPI | S | Opponent | Score |
| 23 | H | South Dakota | 104 99 | 26 | A | South Dakota St. | 59 76 | 56 | A | Wyoming | 74 78 | 126 | A | Northern Colo. | 66 74 |
| | | | | | | | | 63 | H | Lamar University | 117 110 | 130 | H | Loyola Marymount | 104 75 |
| | | | | | | | | 77 | A | Nebraska | 71 96 | 150 | H | American | 83 54 |
| | | | | | | | | | | | | 179 | A | Colorado St. | 79 84 |
| | | | | | | | | | | | | 188 | A | New Mexico St. | 64 66 |
| | | | | | | | | | | | | 189 | A | Southern Utah | 71 70 |
| | | | | | | | | | | | | 192 | H | UMKC | 92 75 |
| | | | | | | | | | | | | 200 | H | North Dakota | 87 66 |
| | | | | | | | | | | | | 226 | H | St. Bonaventure | 76 62 |
| | | | | | | | | | | | | 229 | H | Air Force | 92 66 |
| | | | | | | | | | | | | 234 | A | Western Ill. | 78 87 |
| | | | | | | | | | | | | 243 | H | Samford | 83 87 |
| | | | | | | | | | | | | 311 | A | Omaha | 95 68 |
| | | | | | | | | | | | | 319 | H | North Dakota St. | 81 54 |
| LAST 12 Division I GAMES: | | | | | | | | | | | | | | | |
| 319 | H | North Dakota St. | 81 54 | 23 | H | South Dakota | 104 99 | 234 | A | Western Ill. | 78 87 | | | | |
| 26 | A | South Dakota St. | 59 76 | | | | | 311 | A | Omaha | 95 68 | | | | |
| 200 | H | North Dakota | 87 66 | | | | | 179 | A | Colorado St. | 79 84 | | | | |
| 188 | A | New Mexico St. | 64 66 | | | | | 243 | H | Samford | 83 87 | | | | |
| 189 | A | Southern Utah | 71 70 | | | | | 77 | A | Nebraska | 71 96 | | | | |
| 56 | A | Wyoming | 74 78 | | | | | | | | | | | | |

Non-Div I Games:

Denver

D
e
n
v
e
r

| | | | | | | | | | | |
|-------------------|----------|-----------|----------------|------------|-------------|---------------|------|------|-------|-----------|
| Average RPI Win: | 340 | WON-LOST | WINNING | LAST 10 | STRENGTH OF | OPP. STRENGTH | TEAM | ADJ. | CONF. | ADJ CONF. |
| Average RPI Loss: | 174 | RECORD | PCT. RANK | GAMES | SCHEDULE | OF SCHEDULE | RPI | RPI | RPI | RPI |
| DIV. I ONLY | 2- 14 | 330 | 1-9 | 270 | 241 | 323 | 323 | 19 | 19 | |
| DIV. I NON-CONF. | 1- 9 | 326 | 0- 0 | 229 | 292 | 324 | 324 | 17 | 17 | |
| ----- | | | | | | | | | | |
| TOTALS | RPI 1-25 | RPI 26-50 | W-L RECORDS | RPI 51-100 | RPI 101-150 | RPI 150+ | | | | |
| 2- 14 | 0- 0 | 0- 1 | OVERALL | 0- 4 | 0- 2 | 2- 7 | | | | |
| 0- 6 | 0- 0 | 0- 1 | HOME | 0- 1 | 0- 1 | 0- 3 | | | | |
| 2- 8 | 0- 0 | 0- 0 | AWAY | 0- 3 | 0- 1 | 2- 4 | | | | |
| 0- 0 | 0- 0 | 0- 0 | NEUTRAL | 0- 0 | 0- 0 | 0- 0 | | | | |
| 1- 9 | 0- 0 | 0- 0 | NON-CONFERENCE | 0- 4 | 0- 0 | 1- 5 | | | | |
| 0- 3 | 0- 0 | 0- 0 | HOME | 0- 1 | 0- 0 | 0- 2 | | | | |
| 1- 6 | 0- 0 | 0- 0 | AWAY | 0- 3 | 0- 0 | 1- 3 | | | | |
| 0- 0 | 0- 0 | 0- 0 | NEUTRAL | 0- 0 | 0- 0 | 0- 0 | | | | |
| 1- 5 | 0- 0 | 0- 1 | CONFERENCE | 0- 0 | 0- 2 | 1- 2 | | | | |
| 0- 3 | 0- 0 | 0- 1 | HOME | 0- 0 | 0- 1 | 0- 1 | | | | |
| 1- 2 | 0- 0 | 0- 0 | AWAY | 0- 0 | 0- 1 | 1- 1 | | | | |
| 0- 0 | 0- 0 | 0- 0 | NEUTRAL | 0- 0 | 0- 0 | 0- 0 | | | | |

| RPI 1-25 | | | | RPI 26-50 | | | | RPI 51-100 | | | | RPI 101+ | | | | Team's RPI: 323 | |
|---------------------------|---|----------|-------|-----------|---|----------------|-------|------------|---|----------------|-------|----------|---|------------------|-------|-----------------|--|
| RPI | S | Opponent | Score | RPI | S | Opponent | Score | RPI | S | Opponent | Score | RPI | S | Opponent | Score | | |
| | | | | 46 | H | Green Bay | 40 65 | 67 | A | Michigan | 62 95 | 101 | H | Youngstown St. | 59 85 | | |
| | | | | | | | | 86 | A | Ohio St. | 41 55 | 140 | A | IUPUI | 47 82 | | |
| | | | | | | | | 96 | H | Miami (OH) | 59 78 | 183 | A | Eastern Mich. | 53 60 | | |
| | | | | | | | | 99 | A | Tol edo | 60 77 | 223 | A | Bowl ing Green | 73 79 | | |
| | | | | | | | | | | | | 242 | A | Loyol a Chi cago | 43 52 | | |
| | | | | | | | | | | | | 260 | H | Clevel and St. | 49 67 | | |
| | | | | | | | | | | | | 291 | A | Oakl and | 67 74 | | |
| | | | | | | | | | | | | 295 | H | Western Mi ch. | 44 54 | | |
| | | | | | | | | | | | | 311 | H | Omaha | 42 51 | | |
| | | | | | | | | | | | | 337 | A | UIC | 42 36 | | |
| | | | | | | | | | | | | 342 | A | Manhattan | 58 56 | | |
| LAST 12 Division I GAMES: | | | | | | | | | | | | | | | | | |
| | | | | 46 | H | Green Bay | 40 65 | 291 | A | Oakl and | 67 74 | | | | | | |
| | | | | 337 | A | UIC | 42 36 | 260 | H | Clevel and St. | 49 67 | | | | | | |
| | | | | 140 | A | IUPUI | 47 82 | 101 | H | Youngstown St. | 59 85 | | | | | | |
| | | | | 183 | A | Eastern Mi ch. | 53 60 | 99 | A | Tol edo | 60 77 | | | | | | |
| | | | | 311 | H | Omaha | 42 51 | 223 | A | Bowl ing Green | 73 79 | | | | | | |
| | | | | 342 | A | Manhattan | 58 56 | 295 | H | Western Mi ch. | 44 54 | | | | | | |

Non-Div I Games: Mich. -Dearborn 68 60

Detroit Mercy

Average RPI Win: 130

Average RPI Loss: 13

WON-LOST
RECORDWINNING
PCT. RANKLAST 10
GAMESSTRENGTH OF
SCHEDULEOPP. STRENGTH
OF SCHEDULETEAM
RPIADJ.
RPICONF.
RPIADJ CONF.
RPIDIV. I ONLY
DIV. I NON-CONF.12- 4
7- 450
1097-3
1- 011
720
114
1214
1213
1413
14

TOTALS

RPI 1-25

RPI 26-50

W-L RECORDS

RPI 51-100

RPI 101-150

RPI 150+

12- 4

3- 3

0- 1

OVERALL

3- 0

0- 0

6- 0

4- 1

1- 1

0- 0

HOME

0- 0

0- 0

3- 0

6- 2

0- 1

0- 1

AWAY

3- 0

0- 0

3- 0

2- 1

2- 1

0- 0

NEUTRAL

0- 0

0- 0

0- 0

7- 4

3- 3

0- 1

NON-CONFERENCE

2- 0

0- 0

2- 0

2- 1

1- 1

0- 0

HOME

0- 0

0- 0

1- 0

3- 2

0- 1

0- 1

AWAY

2- 0

0- 0

1- 0

2- 1

2- 1

0- 0

NEUTRAL

0- 0

0- 0

0- 0

5- 0

0- 0

0- 0

CONFERENCE

1- 0

0- 0

4- 0

2- 0

0- 0

0- 0

HOME

0- 0

0- 0

2- 0

3- 0

0- 0

0- 0

AWAY

1- 0

0- 0

2- 0

0- 0

0- 0

0- 0

NEUTRAL

0- 0

0- 0

0- 0

RPI 1-25

Team's RPI: 14

RPI 26-50

RPI 51-100

RPI 101+

| RPI | S | Opponent | Score |
|-----|---|----------------|-------|
| 1 | N | Notre Dame | 64 82 |
| 11 | A | Iowa St. | 81 86 |
| 13 | H | Iowa | 82 91 |
| 17 | N | Rutgers | 69 59 |
| 23 | H | South Dakota | 76 64 |
| 24 | N | South Carolina | 90 85 |

| RPI | S | Opponent | Score |
|-----|---|------------------|-------|
| 26 | A | South Dakota St. | 71 80 |

| RPI | S | Opponent | Score |
|-----|---|-----------|-------|
| 60 | A | Creighton | 85 69 |
| 76 | A | UNI | 88 64 |
| 77 | A | Nebraska | 83 77 |

| RPI | S | Opponent | Score |
|-----|---|-----------------|-------|
| 156 | H | CSUN | 73 63 |
| 172 | A | Illinois St. | 82 64 |
| 177 | A | Bradley | 92 63 |
| 234 | A | Western Ill. | 98 71 |
| 242 | H | Loyola Chi cago | 69 60 |
| 299 | H | Valparaiso | 84 53 |

LAST 12 Division I GAMES:

| | | | | | | | |
|----|---|------------------|-------|-----|---|-----------------|-------|
| 24 | N | South Carolina | 90 85 | 299 | H | Valparaiso | 84 53 |
| 1 | N | Notre Dame | 64 82 | 242 | H | Loyola Chi cago | 69 60 |
| 76 | A | UNI | 88 64 | 172 | A | Illinois St. | 82 64 |
| 26 | A | South Dakota St. | 71 80 | 177 | A | Bradley | 92 63 |
| 60 | A | Creighton | 85 69 | 13 | H | Iowa | 82 91 |
| 17 | N | Rutgers | 69 59 | 11 | A | Iowa St. | 81 86 |

Non-Div I Games:

Clarke

91 43

Drake

Average RPI Win: 224

Average RPI Loss: 76

WON-LOST
RECORDWINNING
PCT. RANKLAST 10
GAMESSTRENGTH OF
SCHEDULEOPP. STRENGTH
OF SCHEDULETEAM
RPIADJ.
RPICONF.
RPIADJ CONF.
RPIDIV. I ONLY
DIV. I NON-CONF.10- 5
8- 385
716-4
1- 0154
248199
224125
136125
13610
1310
13

TOTALS

RPI 1-25

RPI 26-50

W-L RECORDS

RPI 51-100

RPI 101-150

RPI 150+

10- 5

0- 0

1- 0

OVERALL

1- 5

0- 0

8- 0

3- 4

0- 0

1- 0

HOME

0- 4

0- 0

2- 0

6- 0

0- 0

0- 0

AWAY

1- 0

0- 0

5- 0

1- 1

0- 0

0- 0

NEUTRAL

0- 1

0- 0

1- 0

8- 3

0- 0

1- 0

NON-CONFERENCE

0- 3

0- 0

7- 0

3- 2

0- 0

1- 0

HOME

0- 2

0- 0

2- 0

4- 0

0- 0

0- 0

AWAY

0- 0

0- 0

4- 0

1- 1

0- 0

0- 0

NEUTRAL

0- 1

0- 0

1- 0

2- 2

0- 0

0- 0

CONFERENCE

1- 2

0- 0

1- 0

0- 2

0- 0

0- 0

HOME

0- 2

0- 0

0- 0

2- 0

0- 0

0- 0

AWAY

1- 0

0- 0

1- 0

0- 0

0- 0

0- 0

NEUTRAL

0- 0

0- 0

0- 0

RPI 1-25

RPI 26-50

RPI 51-100

RPI 101+

Team's RPI: 125

RPI S Opponent Score

RPI S Opponent Score

RPI S Opponent Score

RPI S Opponent Score

50 H Bucknell I 64 42

51 A Northeastern 61 59

193 A Delaware 57 40

57 H James Madi son 35 51

210 H Gardner-Webb 65 48

71 H Qui nni pi ac 52 56

268 A La Sal I e 58 43

79 N Wri ght St. 63 71

275 N Si ena 51 39

83 H Penn 39 55

277 H Saint Joseph' s 51 34

91 H Towson 54 55

283 A Ri chmond 58 35

293 A Vermont 60 44

342 A Manhattan 53 39

LAST 12 Di vi si on I GAMES:

293 A Vermont 60 44

57 H James Madi son 35 51

51 A Northeastern 61 59

91 H Towson 54 55

193 A Delaware 57 40

283 A Ri chmond 58 35

342 A Manhattan 53 39

83 H Penn 39 55

268 A La Sal I e 58 43

210 H Gardner-Webb 65 48

275 N Si ena 51 39

79 N Wri ght St. 63 71

D
r
e
x
e
lD
r
e
x
e
l

Non-Di v I Games:

Drexel

Loss, Non-Conf, S Site, H Home A Away N Neutral

| | | | | | | | | | | |
|-------------------|----------|-----------|----------------|------------|-------------|---------------|------|------|-------|-----------|
| Average RPI Win: | 159 | WON-LOST | WINNING | LAST 10 | STRENGTH OF | OPP. STRENGTH | TEAM | ADJ. | CONF. | ADJ CONF. |
| Average RPI Loss: | 42 | RECORD | PCT. RANK | GAMES | SCHEDULE | OF SCHEDULE | RPI | RPI | RPI | RPI |
| DIV. I ONLY | 8- 8 | 169 | 5-5 | 8 | 54 | 48 | 48 | 1 | 1 | |
| DIV. I NON-CONF. | 8- 4 | 91 | 0- 1 | 40 | 73 | 37 | 37 | 1 | 1 | |
| ----- | | | | | | | | | | |
| TOTALS | RPI 1-25 | RPI 26-50 | W-L RECORDS | RPI 51-100 | RPI 101-150 | RPI 150+ | | | | |
| 8- 8 | 0- 2 | 0- 4 | OVERALL | 2- 2 | 1- 0 | 5- 0 | | | | |
| 5- 2 | 0- 1 | 0- 1 | HOME | 1- 0 | 1- 0 | 3- 0 | | | | |
| 2- 4 | 0- 1 | 0- 2 | AWAY | 1- 1 | 0- 0 | 1- 0 | | | | |
| 1- 2 | 0- 0 | 0- 1 | NEUTRAL | 0- 1 | 0- 0 | 1- 0 | | | | |
| 8- 4 | 0- 0 | 0- 2 | NON-CONFERENCE | 2- 2 | 1- 0 | 5- 0 | | | | |
| 5- 0 | 0- 0 | 0- 0 | HOME | 1- 0 | 1- 0 | 3- 0 | | | | |
| 2- 2 | 0- 0 | 0- 1 | AWAY | 1- 1 | 0- 0 | 1- 0 | | | | |
| 1- 2 | 0- 0 | 0- 1 | NEUTRAL | 0- 1 | 0- 0 | 1- 0 | | | | |
| 0- 4 | 0- 2 | 0- 2 | CONFERENCE | 0- 0 | 0- 0 | 0- 0 | | | | |
| 0- 2 | 0- 1 | 0- 1 | HOME | 0- 0 | 0- 0 | 0- 0 | | | | |
| 0- 2 | 0- 1 | 0- 1 | AWAY | 0- 0 | 0- 0 | 0- 0 | | | | |
| 0- 0 | 0- 0 | 0- 0 | NEUTRAL | 0- 0 | 0- 0 | 0- 0 | | | | |

| RPI | S | Opponent | Score | RPI | S | Opponent | Score | Team's RPI: 48 | RPI | S | Opponent | Score | RPI | S | Opponent | Score |
|---------------------------|---|------------|-------|-----|---|--------------|-------|----------------|-----|---|---------------|-------|-----|---|---------------|-------|
| 7 | H | Louisville | 51 73 | 31 | A | Oregon St. | 57 71 | | 73 | A | Northwestern | 58 84 | 124 | H | Marist | 64 56 |
| 8 | A | NC State | 51 63 | 33 | N | Missouri | 54 62 | | 81 | H | FGCU | 57 41 | 160 | A | Wisconsin | 60 53 |
| | | | | 38 | H | Miami (FL) | 50 58 | | 89 | A | Maine | 66 63 | 186 | N | Ball St. | 79 62 |
| | | | | 44 | A | Georgia Tech | 64 70 | | 98 | N | Washington | 64 71 | 187 | H | Elon | 81 64 |
| | | | | | | | | | | | | | 207 | H | East Carolina | 83 66 |
| | | | | | | | | | | | | | 239 | H | UNLV | 66 38 |
| ----- | | | | | | | | | | | | | | | | |
| LAST 12 Division I GAMES: | | | | | | | | | | | | | | | | |
| | | | | 33 | N | Missouri | 54 62 | | 44 | A | Georgia Tech | 64 70 | | | | |
| | | | | 186 | N | Ball St. | 79 62 | | 7 | H | Louisville | 51 73 | | | | |
| | | | | 38 | H | Miami (FL) | 50 58 | | 8 | A | NC State | 51 63 | | | | |
| | | | | 239 | H | UNLV | 66 38 | | 81 | H | FGCU | 57 41 | | | | |
| | | | | 124 | H | Marist | 64 56 | | 207 | H | East Carolina | 83 66 | | | | |
| | | | | 160 | A | Wisconsin | 60 53 | | 31 | A | Oregon St. | 57 71 | | | | |

Non-Div I Games:

Duke

D
u
q
u
e
s
n
e

| Duquesne | | | | Through Games Of Jan. 18, 2019 | | | | | | | |
|------------------|-------|----------|-----------|--------------------------------|----------------|-------------|---------------|-------------|------|----------|-----------|
| Average RPI | Win: | 205 | WON-LOST | WINNING | LAST 10 | STRENGTH OF | OPP. STRENGTH | TEAM | ADJ. | CONF. | ADJ CONF. |
| Average RPI | Loss: | 87 | RECORD | PCT. RANK | GAMES | SCHEDULE | OF SCHEDULE | RPI | RPI | RPI | RPI |
| DIV. I ONLY | | | 9- 8 | 162 | 5-5 | 136 | 74 | 138 | 138 | 17 | 17 |
| DIV. I NON-CONF. | | | 6- 7 | 172 | 0- 0 | 100 | 37 | 119 | 119 | 18 | 18 |
| ----- | | | | | | | | | | | |
| TOTALS | | RPI 1-25 | RPI 26-50 | | W-L RECORDS | | RPI 51-100 | RPI 101-150 | | RPI 150+ | |
| 9- 8 | | 0- 2 | 0- 1 | | OVERALL | | 1- 3 | 1- 1 | | 7- 1 | |
| 4- 3 | | 0- 1 | 0- 0 | | HOME | | 0- 1 | 0- 1 | | 4- 0 | |
| 5- 3 | | 0- 0 | 0- 1 | | AWAY | | 1- 2 | 1- 0 | | 3- 0 | |
| 0- 2 | | 0- 1 | 0- 0 | | NEUTRAL | | 0- 0 | 0- 0 | | 0- 1 | |
| 6- 7 | | 0- 2 | 0- 1 | | NON-CONFERENCE | | 1- 3 | 1- 0 | | 4- 1 | |
| 3- 2 | | 0- 1 | 0- 0 | | HOME | | 0- 1 | 0- 0 | | 3- 0 | |
| 3- 3 | | 0- 0 | 0- 1 | | AWAY | | 1- 2 | 1- 0 | | 1- 0 | |
| 0- 2 | | 0- 1 | 0- 0 | | NEUTRAL | | 0- 0 | 0- 0 | | 0- 1 | |
| 3- 1 | | 0- 0 | 0- 0 | | CONFERENCE | | 0- 0 | 0- 1 | | 3- 0 | |
| 1- 1 | | 0- 0 | 0- 0 | | HOME | | 0- 0 | 0- 1 | | 1- 0 | |
| 2- 0 | | 0- 0 | 0- 0 | | AWAY | | 0- 0 | 0- 0 | | 2- 0 | |
| 0- 0 | | 0- 0 | 0- 0 | | NEUTRAL | | 0- 0 | 0- 0 | | 0- 0 | |

| RPI 1-25 | | | | RPI 26-50 | | | | RPI 51-100 | | | | RPI 101+ Team's RPI: 138 | | | |
|---------------------------|---|----------------|-------|-----------|---|-----------------|-------|------------|---|-------------|-------|--------------------------|---|--------------------|-------|
| RPI | S | Opponent | Score | RPI | S | Opponent | Score | RPI | S | Opponent | Score | RPI | S | Opponent | Score |
| 5 | N | Syracuse | 71 87 | 30 | A | Texas | 41 78 | 62 | A | Kent St. | 77 72 | 111 | A | Penn St. | 64 58 |
| 16 | H | UCF | 63 71 | | | | | 66 | A | TCU | 48 61 | 131 | H | Davi dson | 47 62 |
| | | | | | | | | 80 | H | Pi ttsburgh | 58 66 | 214 | A | George Mason | 60 57 |
| | | | | | | | | 99 | A | Toledo | 52 65 | 221 | A | Saint Francis (PA) | 93 73 |
| | | | | | | | | | | | | 226 | A | St. Bonaventure | 60 54 |
| | | | | | | | | | | | | 232 | H | Mt. St. Mary's | 73 64 |
| | | | | | | | | | | | | 250 | H | Temple | 54 53 |
| | | | | | | | | | | | | 253 | H | ETSU | 66 58 |
| | | | | | | | | | | | | 265 | N | Liberty | 51 55 |
| | | | | | | | | | | | | 277 | H | Saint Joseph's | 81 73 |
| ----- | | | | | | | | | | | | | | | |
| LAST 12 Division I GAMES: | | | | | | | | | | | | | | | |
| 277 | H | Saint Joseph's | 81 73 | 226 | A | St. Bonaventure | 60 54 | 250 | H | Temple | 54 53 | 80 | H | Pi ttsburgh | 58 66 |
| 214 | A | George Mason | 60 57 | | | | | 265 | N | Liberty | 51 55 | 5 | N | Syracuse | 71 87 |
| 131 | H | Davi dson | 47 62 | | | | | 253 | H | ETSU | 66 58 | | | | |
| 16 | H | UCF | 63 71 | | | | | | | | | | | | |
| 111 | A | Penn St. | 64 58 | | | | | | | | | | | | |
| 62 | A | Kent St. | 77 72 | | | | | | | | | | | | |

Non-Di v I Games:

Duquesne

D
u
q
u
e
s
n
e

| | | | | | | | | | | |
|------------------|-----------|-----------|----------------|------------|-------------|---------------|------|------|-------|-----------|
| Average RPI | Win: 204 | WON-LOST | WINNING | LAST 10 | STRENGTH OF | OPP. STRENGTH | TEAM | ADJ. | CONF. | ADJ CONF. |
| Average RPI | Loss: 116 | RECORD | PCT. RANK | GAMES | SCHEDULE | OF SCHEDULE | RPI | RPI | RPI | RPI |
| DIV. I ONLY | 3- 15 | 320 | 3-7 | 69 | 122 | 253 | 253 | 24 | 24 | |
| DIV. I NON-CONF. | 2- 14 | 319 | 0- 2 | 62 | 117 | 261 | 261 | 25 | 25 | |
| ----- | | | | | | | | | | |
| TOTALS | RPI 1-25 | RPI 26-50 | W-L RECORDS | RPI 51-100 | RPI 101-150 | RPI 150+ | | | | |
| 3- 15 | 0- 3 | 0- 1 | OVERALL | 0- 1 | 1- 7 | 2- 3 | | | | |
| 3- 4 | 0- 0 | 0- 0 | HOME | 0- 1 | 1- 2 | 2- 1 | | | | |
| 0- 8 | 0- 1 | 0- 1 | AWAY | 0- 0 | 0- 4 | 0- 2 | | | | |
| 0- 3 | 0- 2 | 0- 0 | NEUTRAL | 0- 0 | 0- 1 | 0- 0 | | | | |
| 2- 14 | 0- 3 | 0- 1 | NON-CONFERENCE | 0- 1 | 1- 6 | 1- 3 | | | | |
| 2- 4 | 0- 0 | 0- 0 | HOME | 0- 1 | 1- 2 | 1- 1 | | | | |
| 0- 7 | 0- 1 | 0- 1 | AWAY | 0- 0 | 0- 3 | 0- 2 | | | | |
| 0- 3 | 0- 2 | 0- 0 | NEUTRAL | 0- 0 | 0- 1 | 0- 0 | | | | |
| 1- 1 | 0- 0 | 0- 0 | CONFERENCE | 0- 0 | 0- 1 | 1- 0 | | | | |
| 1- 0 | 0- 0 | 0- 0 | HOME | 0- 0 | 0- 0 | 1- 0 | | | | |
| 0- 1 | 0- 0 | 0- 0 | AWAY | 0- 0 | 0- 1 | 0- 0 | | | | |
| 0- 0 | 0- 0 | 0- 0 | NEUTRAL | 0- 0 | 0- 0 | 0- 0 | | | | |

| RPI 1-25 | | | | RPI 26-50 | | | | RPI 51-100 | | | | RPI 101+ Team's RPI: 253 | | | |
|---------------------------|---|-----------------|--------|-----------|---|-------------|-------|------------|---|---------------|-------|--------------------------|---|-----------------|-------|
| RPI | S | Opponent | Score | RPI | S | Opponent | Score | RPI | S | Opponent | Score | RPI | S | Opponent | Score |
| 17 | N | Rutgers | 44 68 | 39 | A | Tennessee | 61 80 | 88 | H | Troy | 66 84 | 106 | N | Western Ky. | 68 82 |
| 24 | N | South Carolina | 55 101 | | | | | | | | | 112 | H | Appalachian St. | 95 64 |
| 25 | A | Michigan St. | 53 75 | | | | | | | | | 121 | H | Houston | 77 84 |
| | | | | | | | | | | | | 132 | A | Cincinnati | 64 77 |
| | | | | | | | | | | | | 134 | A | Chattanooga | 67 76 |
| | | | | | | | | | | | | 138 | A | Duquesne | 58 66 |
| | | | | | | | | | | | | 147 | A | Radford | 64 79 |
| | | | | | | | | | | | | 148 | H | High Point | 65 73 |
| | | | | | | | | | | | | 152 | A | South Alabama | 74 81 |
| | | | | | | | | | | | | 205 | A | UNC Asheville | 55 56 |
| | | | | | | | | | | | | 236 | H | Furman | 75 70 |
| | | | | | | | | | | | | 264 | H | N.C. A&T | 61 56 |
| | | | | | | | | | | | | 265 | H | Liberty | 86 89 |
| LAST 12 Division I GAMES: | | | | | | | | | | | | | | | |
| 17 | N | Rutgers | 44 68 | 134 | A | Chattanooga | 67 76 | 148 | H | High Point | 65 73 | 39 | A | Tennessee | 61 80 |
| 106 | N | Western Ky. | 68 82 | 236 | H | Furman | 75 70 | 138 | A | Duquesne | 58 66 | 264 | H | N.C. A&T | 61 56 |
| 265 | H | Liberty | 86 89 | 121 | H | Houston | 77 84 | 205 | A | UNC Asheville | 55 56 | | | | |
| 112 | H | Appalachian St. | 95 64 | | | | | | | | | | | | |

Non-Div I Games:

ETSU

| | | | | | | | | | | |
|-------------------|----------|-----------|----------------|------------|-------------|---------------|------|------|-------|-----------|
| Average RPI Win: | 274 | WON-LOST | WINNING | LAST 10 | STRENGTH OF | OPP. STRENGTH | TEAM | ADJ. | CONF. | ADJ CONF. |
| Average RPI Loss: | 116 | RECORD | PCT. RANK | GAMES | SCHEDULE | OF SCHEDULE | RPI | RPI | RPI | RPI |
| DIV. I ONLY | 10- 6 | 99 | 5-5 | 290 | 254 | 207 | 207 | 9 | 9 | |
| DIV. I NON-CONF. | 9- 4 | 85 | 0- 0 | 325 | 288 | 207 | 207 | 9 | 9 | |
| ----- | | | | | | | | | | |
| TOTALS | RPI 1-25 | RPI 26-50 | W-L RECORDS | RPI 51-100 | RPI 101-150 | RPI 150+ | | | | |
| 10- 6 | 0- 0 | 0- 1 | OVERALL | 0- 1 | 1- 2 | 9- 2 | | | | |
| 8- 2 | 0- 0 | 0- 0 | HOME | 0- 0 | 1- 2 | 7- 0 | | | | |
| 0- 4 | 0- 0 | 0- 1 | AWAY | 0- 1 | 0- 0 | 0- 2 | | | | |
| 2- 0 | 0- 0 | 0- 0 | NEUTRAL | 0- 0 | 0- 0 | 2- 0 | | | | |
| 9- 4 | 0- 0 | 0- 1 | NON-CONFERENCE | 0- 0 | 1- 1 | 8- 2 | | | | |
| 7- 1 | 0- 0 | 0- 0 | HOME | 0- 0 | 1- 1 | 6- 0 | | | | |
| 0- 3 | 0- 0 | 0- 1 | AWAY | 0- 0 | 0- 0 | 0- 2 | | | | |
| 2- 0 | 0- 0 | 0- 0 | NEUTRAL | 0- 0 | 0- 0 | 2- 0 | | | | |
| 1- 2 | 0- 0 | 0- 0 | CONFERENCE | 0- 1 | 0- 1 | 1- 0 | | | | |
| 1- 1 | 0- 0 | 0- 0 | HOME | 0- 0 | 0- 1 | 1- 0 | | | | |
| 0- 1 | 0- 0 | 0- 0 | AWAY | 0- 1 | 0- 0 | 0- 0 | | | | |
| 0- 0 | 0- 0 | 0- 0 | NEUTRAL | 0- 0 | 0- 0 | 0- 0 | | | | |

| RPI | S | Opponent | Score | RPI | S | Opponent | Score | RPI | S | Opponent | Score | RPI | S | Opponent | Score | Team's RPI: 207 |
|---------------------------|---|----------------|-------|-----|---|--------------------|-------|-----|---|--------------------|-------|-----|---|--------------|-------|-----------------|
| 48 | A | Duke | 66 83 | 82 | A | Tulane | 57 68 | 108 | H | Wake Forest | 70 61 | 119 | H | Tulsa | 55 75 | |
| | | | | | | | | 129 | H | UNCW | 68 71 | 157 | A | Charlotte | 46 52 | |
| | | | | | | | | 159 | A | William & Mary | 43 63 | 231 | H | Monmouth | 73 67 | |
| | | | | | | | | 247 | H | UMES | 84 69 | 265 | H | Liberty | 66 63 | |
| | | | | | | | | 267 | H | Wichita St. | 78 56 | 296 | H | Kennesaw St. | 68 56 | |
| | | | | | | | | 316 | N | South Carolina St. | 71 63 | 327 | H | USC Upstate | 63 53 | |
| | | | | | | | | 338 | H | Grand Canyon | 59 47 | 346 | N | Longwood | 61 52 | |
| ----- | | | | | | | | | | | | | | | | |
| LAST 12 Division I GAMES: | | | | | | | | | | | | | | | | |
| 119 | H | Tulsa | 55 75 | 129 | H | UNCW | 68 71 | | | | | | | | | |
| 267 | H | Wichita St. | 78 56 | 48 | A | Duke | 66 83 | | | | | | | | | |
| 82 | A | Tulane | 57 68 | 316 | N | South Carolina St. | 71 63 | | | | | | | | | |
| 157 | A | Charlotte | 46 52 | 346 | N | Longwood | 61 52 | | | | | | | | | |
| 159 | A | William & Mary | 43 63 | 327 | H | USC Upstate | 63 53 | | | | | | | | | |
| 108 | H | Wake Forest | 70 61 | 265 | H | Liberty | 66 63 | | | | | | | | | |

Non-Div I Games:

East Carolina

| | | | | | | | | | | |
|-------------------|----------|-----------|----------------|------------|-------------|---------------|------|------|-------|-----------|
| Average RPI Win: | 226 | WON-LOST | WINNING | LAST 10 | STRENGTH OF | OPP. STRENGTH | TEAM | ADJ. | CONF. | ADJ CONF. |
| Average RPI Loss: | 161 | RECORD | PCT. RANK | GAMES | SCHEDULE | OF SCHEDULE | RPI | RPI | RPI | RPI |
| DIV. I ONLY | 5- 8 | 233 | 5-5 | 158 | 297 | 216 | 216 | 22 | 22 | |
| DIV. I NON-CONF. | 3- 5 | 227 | 0- 0 | 202 | 253 | 221 | 221 | 21 | 21 | |
| ----- | | | | | | | | | | |
| TOTALS | RPI 1-25 | RPI 26-50 | W-L RECORDS | RPI 51-100 | RPI 101-150 | RPI 150+ | | | | |
| 5- 8 | 0- 1 | 0- 0 | OVERALL | 0- 0 | 2- 2 | 3- 5 | | | | |
| 4- 1 | 0- 0 | 0- 0 | HOME | 0- 0 | 2- 0 | 2- 1 | | | | |
| 0- 7 | 0- 1 | 0- 0 | AWAY | 0- 0 | 0- 2 | 0- 4 | | | | |
| 1- 0 | 0- 0 | 0- 0 | NEUTRAL | 0- 0 | 0- 0 | 1- 0 | | | | |
| 3- 5 | 0- 1 | 0- 0 | NON-CONFERENCE | 0- 0 | 1- 1 | 2- 3 | | | | |
| 2- 0 | 0- 0 | 0- 0 | HOME | 0- 0 | 1- 0 | 1- 0 | | | | |
| 0- 5 | 0- 1 | 0- 0 | AWAY | 0- 0 | 0- 1 | 0- 3 | | | | |
| 1- 0 | 0- 0 | 0- 0 | NEUTRAL | 0- 0 | 0- 0 | 1- 0 | | | | |
| 2- 3 | 0- 0 | 0- 0 | CONFERENCE | 0- 0 | 1- 1 | 1- 2 | | | | |
| 2- 1 | 0- 0 | 0- 0 | HOME | 0- 0 | 1- 0 | 1- 1 | | | | |
| 0- 2 | 0- 0 | 0- 0 | AWAY | 0- 0 | 0- 1 | 0- 1 | | | | |
| 0- 0 | 0- 0 | 0- 0 | NEUTRAL | 0- 0 | 0- 0 | 0- 0 | | | | |

| RPI 1-25 | | | | RPI 26-50 | | | | RPI 51-100 | | | | RPI 101+ Team's RPI: 216 | | | |
|---------------------------|---|------------------|-------|-----------|---|-------------------|-------|------------|---|---------------|-------|--------------------------|---|-------------------|-------|
| RPI | S | Opponent | Score | RPI | S | Opponent | Score | RPI | S | Opponent | Score | RPI | S | Opponent | Score |
| 18 | A | Butler | 37 72 | | | | | | | | | 104 | A | Northern Ill. | 59 78 |
| | | | | | | | | | | | | 120 | A | Tennessee Tech | 88 99 |
| | | | | | | | | | | | | 141 | H | UT Martin | 77 71 |
| | | | | | | | | | | | | 149 | H | Indiana St. | 63 39 |
| | | | | | | | | | | | | 167 | A | Southern Ill. | 59 73 |
| | | | | | | | | | | | | 177 | A | Bradley | 64 67 |
| | | | | | | | | | | | | 196 | A | Jacksonville St. | 49 78 |
| | | | | | | | | | | | | 204 | H | SIUE | 56 65 |
| | | | | | | | | | | | | 234 | N | Western Ill. | 64 62 |
| | | | | | | | | | | | | 270 | H | Murray St. | 75 67 |
| | | | | | | | | | | | | 299 | A | Valparaiso | 60 62 |
| | | | | | | | | | | | | 336 | H | Purdue Fort Wayne | 72 63 |
| LAST 12 Division I GAMES: | | | | | | | | | | | | | | | |
| 270 | H | Murray St. | 75 67 | 204 | H | SIUE | 56 65 | 141 | H | UT Martin | 77 71 | 104 | A | Northern Ill. | 59 78 |
| 120 | A | Tennessee Tech | 88 99 | 149 | H | Indiana St. | 63 39 | 167 | A | Southern Ill. | 59 73 | 234 | N | Western Ill. | 64 62 |
| 196 | A | Jacksonville St. | 49 78 | 177 | A | Bradley | 64 67 | 270 | H | Murray St. | 75 67 | 299 | A | Valparaiso | 60 62 |
| 299 | A | Valparaiso | 60 62 | 336 | H | Purdue Fort Wayne | 72 63 | | | | | | | | |

Non-Div I Games: Lincoln Christian 97 34 Eureka 104 48 Oakland City 102 43

Eastern III.

Average RPI Win: 0
Average RPI Loss: 170

WON-LOST
RECORD

WINNING
PCT. RANK

LAST 10
GAMES

STRENGTH OF
SCHEDULE

OPP. STRENGTH
OF SCHEDULE

TEAM
RPI

ADJ.
RPI

CONF.
RPI

ADJ CONF.
RPI

DIV. I ONLY
DIV. I NON-CONF.

0- 14
0- 9

349
336

2-8
0- 1

83
17

316
316

317
264

317
264

22
21

22
21

TOTALS

RPI 1-25

RPI 26-50

W-L RECORDS

RPI 51-100

RPI 101-150

RPI 150+

0- 14

0- 1

0- 1

OVERALL

0- 2

0- 3

0- 7

0- 3

0- 0

0- 0

HOME

0- 0

0- 1

0- 2

0- 9

0- 0

0- 1

AWAY

0- 2

0- 1

0- 5

0- 2

0- 1

0- 0

NEUTRAL

0- 0

0- 1

0- 0

0- 9

0- 1

0- 1

NON-CONFERENCE

0- 1

0- 2

0- 4

0- 2

0- 0

0- 0

HOME

0- 0

0- 0

0- 2

0- 5

0- 0

0- 1

AWAY

0- 1

0- 1

0- 2

0- 2

0- 1

0- 0

NEUTRAL

0- 0

0- 1

0- 0

0- 5

0- 0

0- 0

CONFERENCE

0- 1

0- 1

0- 3

0- 1

0- 0

0- 0

HOME

0- 0

0- 1

0- 0

0- 4

0- 0

0- 0

AWAY

0- 1

0- 0

0- 3

0- 0

0- 0

0- 0

NEUTRAL

0- 0

0- 0

0- 0

RPI 1-25

RPI 26-50

RPI 51-100

RPI 101+

Team's RPI: 317

RPI S Opponent Score
21 N Florida St. 45 62

RPI S Opponent Score
42 A Ohio 60 100

RPI S Opponent Score
54 A Belmont 43 69
96 A Miami (OH) 44 60

RPI S Opponent Score
109 A West Virginia 29 78
109 N West Virginia 39 81
141 H UT Martin 61 87
176 A Akron 54 63
212 H Saint Louis 43 70
214 H George Mason 75 91
270 A Murray St. 63 81
295 A Western Mi ch. 53 64
302 A Tennessee St. 38 60
333 A Austin Peay 65 100

LAST 12 Division I GAMES:

109 N West Virginia 39 81 302 A Tennessee St. 38 60
141 H UT Martin 61 87 270 A Murray St. 63 81
54 A Belmont 43 69 333 A Austin Peay 65 100
295 A Western Mi ch. 53 64 109 A West Virginia 29 78
21 N Florida St. 45 62 214 H George Mason 75 91
42 A Ohio 60 100 176 A Akron 54 63

Non-Div I Games:

Brescia

70 41

Ky. Christian

90 35

Eastern Ky.

Loss, Non-Conf, S Site, H Home A Away N Neutral

| | | | | | | | | | | |
|-------------------|----------|-----------|----------------|------------|-------------|---------------|------|------|-------|-----------|
| Average RPI Win: | 281 | WON-LOST | WINNING | LAST 10 | STRENGTH OF | OPP. STRENGTH | TEAM | ADJ. | CONF. | ADJ CONF. |
| Average RPI Loss: | 101 | RECORD | PCT. RANK | GAMES | SCHEDULE | OF SCHEDULE | RPI | RPI | RPI | RPI |
| DIV. I ONLY | 8- 6 | 131 | 6-4 | 247 | 244 | 183 | 183 | 8 | 8 | |
| DIV. I NON-CONF. | 6- 4 | 125 | 0- 0 | 332 | 245 | 240 | 240 | 8 | 8 | |
| ----- | | | | | | | | | | |
| TOTALS | RPI 1-25 | RPI 26-50 | W-L RECORDS | RPI 51-100 | RPI 101-150 | RPI 150+ | | | | |
| 8- 6 | 0- 2 | 0- 1 | OVERALL | 0- 1 | 0- 0 | 8- 2 | | | | |
| 5- 1 | 0- 0 | 0- 1 | HOME | 0- 0 | 0- 0 | 5- 0 | | | | |
| 3- 2 | 0- 0 | 0- 0 | AWAY | 0- 1 | 0- 0 | 3- 1 | | | | |
| 0- 3 | 0- 2 | 0- 0 | NEUTRAL | 0- 0 | 0- 0 | 0- 1 | | | | |
| 6- 4 | 0- 2 | 0- 0 | NON-CONFERENCE | 0- 0 | 0- 0 | 6- 2 | | | | |
| 4- 0 | 0- 0 | 0- 0 | HOME | 0- 0 | 0- 0 | 4- 0 | | | | |
| 2- 1 | 0- 0 | 0- 0 | AWAY | 0- 0 | 0- 0 | 2- 1 | | | | |
| 0- 3 | 0- 2 | 0- 0 | NEUTRAL | 0- 0 | 0- 0 | 0- 1 | | | | |
| 2- 2 | 0- 0 | 0- 1 | CONFERENCE | 0- 1 | 0- 0 | 2- 0 | | | | |
| 1- 1 | 0- 0 | 0- 1 | HOME | 0- 0 | 0- 0 | 1- 0 | | | | |
| 1- 1 | 0- 0 | 0- 0 | AWAY | 0- 1 | 0- 0 | 1- 0 | | | | |
| 0- 0 | 0- 0 | 0- 0 | NEUTRAL | 0- 0 | 0- 0 | 0- 0 | | | | |

| RPI 1-25 | | | | RPI 26-50 | | | | RPI 51-100 | | | | RPI 101+ | | | | Team's RPI: 183 |
|---------------------------|---|----------------|-------|-----------|---|-------------------|-------|------------|---|----------|-------|----------|---|-------------------|-------|-----------------|
| RPI | S | Opponent | Score | RPI | S | Opponent | Score | RPI | S | Opponent | Score | RPI | S | Opponent | Score | |
| 11 | N | Iowa St. | 59 85 | 35 | H | Buffal o | 84 91 | 62 | A | Kent St. | 64 71 | 162 | A | Illinois | 66 72 | |
| 18 | N | Butler | 63 73 | | | | | | | | | 172 | H | Illinois St. | 50 41 | |
| | | | | | | | | | | | | 176 | A | Akron | 72 60 | |
| | | | | | | | | | | | | 260 | H | Cleveland St. | 69 63 | |
| | | | | | | | | | | | | 295 | H | Western Mi ch. | 64 61 | |
| | | | | | | | | | | | | 320 | N | UNC Greensboro | 44 49 | |
| | | | | | | | | | | | | 323 | H | Detroit Mercy | 60 53 | |
| | | | | | | | | | | | | 336 | A | Purdue Fort Wayne | 87 72 | |
| | | | | | | | | | | | | 337 | H | UIC | 52 38 | |
| | | | | | | | | | | | | 346 | A | Longwood | 64 45 | |
| ----- | | | | | | | | | | | | | | | | |
| LAST 12 Division I GAMES: | | | | | | | | | | | | | | | | |
| 176 | A | Akron | 72 60 | 62 | A | Kent St. | 64 71 | | | | | | | | | |
| 295 | H | Western Mi ch. | 64 61 | 18 | N | Butler | 63 73 | | | | | | | | | |
| 35 | H | Buffal o | 84 91 | 320 | N | UNC Greensboro | 44 49 | | | | | | | | | |
| 162 | A | Illinois | 66 72 | 346 | A | Longwood | 64 45 | | | | | | | | | |
| 337 | H | UIC | 52 38 | 336 | A | Purdue Fort Wayne | 87 72 | | | | | | | | | |
| 11 | N | Iowa St. | 59 85 | 323 | H | Detroit Mercy | 60 53 | | | | | | | | | |

Non-Div I Games: Northwood 53 39

Eastern Mich.

Average RPI Win: 226 WON-LOST RECORD WINNING PCT. RANK LAST 10 GAMES STRENGTH OF SCHEDULE OPP. STRENGTH OF SCHEDULE TEAM RPI ADJ. RPI CONF. RPI ADJ CONF. RPI

| | | | | | | | | | |
|------------------|----------|-----------|----------------|------------|-------------|----------|-----|----|----|
| DIV. I ONLY | 2- 11 | 324 | 2-8 | 27 | 178 | 184 | 184 | 14 | 14 |
| DIV. I NON-CONF. | 0- 8 | 336 | 0- 0 | 5 | 177 | 209 | 209 | 10 | 10 |
| TOTALS | RPI 1-25 | RPI 26-50 | W-L RECORDS | RPI 51-100 | RPI 101-150 | RPI 150+ | | | |
| 2- 11 | 0- 2 | 0- 2 | OVERALL | 0- 1 | 0- 4 | 2- 2 | | | |
| 0- 4 | 0- 1 | 0- 1 | HOME | 0- 0 | 0- 2 | 0- 0 | | | |
| 2- 5 | 0- 1 | 0- 0 | AWAY | 0- 1 | 0- 2 | 2- 1 | | | |
| 0- 2 | 0- 0 | 0- 1 | NEUTRAL | 0- 0 | 0- 0 | 0- 1 | | | |
| 0- 8 | 0- 2 | 0- 2 | NON-CONFERENCE | 0- 1 | 0- 1 | 0- 2 | | | |
| 0- 3 | 0- 1 | 0- 1 | HOME | 0- 0 | 0- 1 | 0- 0 | | | |
| 0- 3 | 0- 1 | 0- 0 | AWAY | 0- 1 | 0- 0 | 0- 1 | | | |
| 0- 2 | 0- 0 | 0- 1 | NEUTRAL | 0- 0 | 0- 0 | 0- 1 | | | |
| 2- 3 | 0- 0 | 0- 0 | CONFERENCE | 0- 0 | 0- 3 | 2- 0 | | | |
| 0- 1 | 0- 0 | 0- 0 | HOME | 0- 0 | 0- 1 | 0- 0 | | | |
| 2- 2 | 0- 0 | 0- 0 | AWAY | 0- 0 | 0- 2 | 2- 0 | | | |
| 0- 0 | 0- 0 | 0- 0 | NEUTRAL | 0- 0 | 0- 0 | 0- 0 | | | |

| RPI | S | Opponent | Score | RPI | S | Opponent | Score | RPI | S | Opponent | Score | RPI | S | Opponent | Score | Team's RPI: 184 |
|---------------------------|---|----------------|-------|-----|---|----------------|-------|-----|---|-----------|-------|-----|---|----------------|-------|-----------------|
| 10 | H | Gonzaga | 51 63 | 31 | N | Oregon St. | 45 93 | 68 | A | Boise St. | 55 67 | 105 | H | Fresno St. | 58 68 | |
| 19 | A | BYU | 65 80 | 34 | H | Utah | 51 95 | | | | | 107 | A | Idaho St. | 48 63 | |
| | | | | | | | | | | | | 113 | A | Idaho | 68 84 | |
| | | | | | | | | | | | | 126 | H | Northern Colo. | 62 67 | |
| | | | | | | | | | | | | 154 | A | Montana | 68 62 | |
| | | | | | | | | | | | | 181 | N | UC Ri versi de | 45 57 | |
| | | | | | | | | | | | | 297 | A | Weber St. | 64 58 | |
| | | | | | | | | | | | | 301 | A | Cal Poly | 55 59 | |
| LAST 12 Division I GAMES: | | | | | | | | | | | | | | | | |
| 154 | A | Montana | 68 62 | 107 | A | Idaho St. | 48 63 | | | | | | | | | |
| 126 | H | Northern Colo. | 62 67 | 297 | A | Weber St. | 64 58 | | | | | | | | | |
| 113 | A | Idaho | 68 84 | 181 | N | UC Ri versi de | 45 57 | | | | | | | | | |
| 301 | A | Cal Poly | 55 59 | 31 | N | Oregon St. | 45 93 | | | | | | | | | |
| 34 | H | Utah | 51 95 | 68 | A | Boise St. | 55 67 | | | | | | | | | |
| 19 | A | BYU | 65 80 | 105 | H | Fresno St. | 58 68 | | | | | | | | | |

Non-Div I Games: Eastern Ore. 66 45

Eastern Wash.

Average RPI Loss: 209

| | | | | | | | | | |
|------------------|----------|-----------|----------------|------------|-------------|----------|-----|----|----|
| DIV. I ONLY | 2- 14 | 330 | 1-9 | 310 | 326 | 345 | 345 | 13 | 13 |
| DIV. I NON-CONF. | 2- 9 | 297 | 0- 0 | 343 | 334 | 349 | 349 | 14 | 14 |
| TOTALS | RPI 1-25 | RPI 26-50 | W-L RECORDS | RPI 51-100 | RPI 101-150 | RPI 150+ | | | |
| 2- 14 | 0- 0 | 0- 0 | OVERALL | 0- 0 | 0- 2 | 2- 12 | | | |
| 1- 6 | 0- 0 | 0- 0 | HOME | 0- 0 | 0- 0 | 1- 6 | | | |
| 1- 8 | 0- 0 | 0- 0 | AWAY | 0- 0 | 0- 2 | 1- 6 | | | |
| 0- 0 | 0- 0 | 0- 0 | NEUTRAL | 0- 0 | 0- 0 | 0- 0 | | | |
| 2- 9 | 0- 0 | 0- 0 | NON-CONFERENCE | 0- 0 | 0- 1 | 2- 8 | | | |
| 1- 4 | 0- 0 | 0- 0 | HOME | 0- 0 | 0- 0 | 1- 4 | | | |
| 1- 5 | 0- 0 | 0- 0 | AWAY | 0- 0 | 0- 1 | 1- 4 | | | |
| 0- 0 | 0- 0 | 0- 0 | NEUTRAL | 0- 0 | 0- 0 | 0- 0 | | | |
| 0- 5 | 0- 0 | 0- 0 | CONFERENCE | 0- 0 | 0- 1 | 0- 4 | | | |
| 0- 2 | 0- 0 | 0- 0 | HOME | 0- 0 | 0- 0 | 0- 2 | | | |
| 0- 3 | 0- 0 | 0- 0 | AWAY | 0- 0 | 0- 1 | 0- 2 | | | |
| 0- 0 | 0- 0 | 0- 0 | NEUTRAL | 0- 0 | 0- 0 | 0- 0 | | | |

| RPI 1-25 | | | | RPI 26-50 | | | | RPI 51-100 | | | | RPI 101+ | | | | Team's RPI: 345 | |
|---------------------------|---|----------|-------|-----------|---|----------------|-------|------------|-----|----------|-------------------|----------|----|-------------------|-------|-----------------|--|
| RPI | S | Opponent | Score | RPI | S | Opponent | Score | RPI | S | Opponent | Score | RPI | S | Opponent | Score | | |
| | | | | | | | | | | | | 103 | A | Dayton | 30 | 69 | |
| | | | | | | | | | | | | 110 | A | Missouri St. | 66 | 88 | |
| | | | | | | | | | | | | 160 | A | Wisconsin | 60 | 96 | |
| | | | | | | | | | | | | 167 | A | Southern Ill. | 47 | 67 | |
| | | | | | | | | | | | | 172 | H | Illinois St. | 61 | 72 | |
| | | | | | | | | | | | | 177 | H | Bradley | 68 | 75 | |
| | | | | | | | | | | | | 180 | A | Morehead St. | 63 | 85 | |
| | | | | | | | | | | | | 204 | H | SIUE | 45 | 54 | |
| | | | | | | | | | | | | 224 | H | Southeast Mo. St. | 50 | 54 | |
| | | | | | | | | | | | | 242 | A | Loyola Chicago | 56 | 61 | |
| | | | | | | | | | | | | 246 | A | Marshall | 65 | 72 | |
| | | | | | | | | | | | | 270 | A | Murray St. | 53 | 81 | |
| | | | | | | | | | | | | 333 | H | Austin Peay | 56 | 52 | |
| | | | | | | | | | | | | 336 | H | Purdue Fort Wayne | 66 | 72 | |
| | | | | | | | | | | | | 337 | H | UIC | 54 | 62 | |
| | | | | | | | | | | | | 340 | A | Chicago St. | 67 | 58 | |
| LAST 12 Division I GAMES: | | | | | | | | | | | | | | | | | |
| | | | | 242 | A | Loyola Chicago | 56 | 61 | 110 | A | Missouri St. | 66 | 88 | | | | |
| | | | | 172 | H | Illinois St. | 61 | 72 | 167 | A | Southern Ill. | 47 | 67 | | | | |
| | | | | 177 | H | Bradley | 68 | 75 | 160 | A | Wisconsin | 60 | 96 | | | | |
| | | | | 337 | H | UIC | 54 | 62 | 333 | H | Austin Peay | 56 | 52 | | | | |
| | | | | 180 | A | Morehead St. | 63 | 85 | 103 | A | Dayton | 30 | 69 | | | | |
| | | | | 246 | A | Marshall | 65 | 72 | 224 | H | Southeast Mo. St. | 50 | 54 | | | | |

| | | | | | | | | | | |
|-------------------|----------|-----------|----------------|------------|-------------|---------------|------|------|-------|-----------|
| Average RPI Win: | 224 | WON-LOST | WINNING | LAST 10 | STRENGTH OF | OPP. STRENGTH | TEAM | ADJ. | CONF. | ADJ CONF. |
| Average RPI Loss: | 61 | RECORD | PCT. RANK | GAMES | SCHEDULE | OF SCHEDULE | RPI | RPI | RPI | RPI |
| DIV. I ONLY | 10- 4 | 67 | 8-2 | 152 | 150 | 81 | 81 | 26 | 26 | |
| DIV. I NON-CONF. | 7- 4 | 109 | 0- 0 | 158 | 69 | 101 | 101 | 27 | 27 | |
| <hr/> | | | | | | | | | | |
| TOTALS | RPI 1-25 | RPI 26-50 | W-L RECORDS | RPI 51-100 | RPI 101-150 | RPI 150+ | | | | |
| 10- 4 | 0- 1 | 0- 2 | OVERALL | 0- 0 | 2- 0 | 8- 1 | | | | |
| 5- 1 | 0- 0 | 0- 0 | HOME | 0- 0 | 1- 0 | 4- 1 | | | | |
| 4- 2 | 0- 0 | 0- 2 | AWAY | 0- 0 | 0- 0 | 4- 0 | | | | |
| 1- 1 | 0- 1 | 0- 0 | NEUTRAL | 0- 0 | 1- 0 | 0- 0 | | | | |
| 7- 4 | 0- 1 | 0- 2 | NON-CONFERENCE | 0- 0 | 2- 0 | 5- 1 | | | | |
| 4- 1 | 0- 0 | 0- 0 | HOME | 0- 0 | 1- 0 | 3- 1 | | | | |
| 2- 2 | 0- 0 | 0- 2 | AWAY | 0- 0 | 0- 0 | 2- 0 | | | | |
| 1- 1 | 0- 1 | 0- 0 | NEUTRAL | 0- 0 | 1- 0 | 0- 0 | | | | |
| 3- 0 | 0- 0 | 0- 0 | CONFERENCE | 0- 0 | 0- 0 | 3- 0 | | | | |
| 1- 0 | 0- 0 | 0- 0 | HOME | 0- 0 | 0- 0 | 1- 0 | | | | |
| 2- 0 | 0- 0 | 0- 0 | AWAY | 0- 0 | 0- 0 | 2- 0 | | | | |
| 0- 0 | 0- 0 | 0- 0 | NEUTRAL | 0- 0 | 0- 0 | 0- 0 | | | | |

| RPI | S | Opponent | Score | RPI | S | Opponent | Score | RPI | S | Opponent | Score | RPI | S | Opponent | Score |
|---------------------------|---|---------------|--------|-----|---|------------------|-------|-----|---|-------------------|-------|-----|---|--------------------|--------|
| 4 | N | Stanford | 65 88 | 26 | A | South Dakota St. | 62 80 | 48 | A | Duke | 41 57 | 121 | H | Houston | 76 71 |
| | | | | | | | | | | | | 150 | N | American | 90 71 |
| | | | | | | | | | | | | 161 | A | North Ala. | 68 52 |
| | | | | | | | | | | | | 164 | H | UAB | 60 62 |
| | | | | | | | | | | | | 169 | H | Abilene Christian | 81 65 |
| | | | | | | | | | | | | 221 | A | Saint Francis (PA) | 83 69 |
| | | | | | | | | | | | | 265 | H | Liberty | 68 50 |
| | | | | | | | | | | | | 269 | A | Hawaii | 73 67 |
| | | | | | | | | | | | | 282 | A | North Florida | 105 66 |
| | | | | | | | | | | | | 287 | H | Coppin St. | 93 61 |
| | | | | | | | | | | | | 315 | H | FIU | 100 58 |
| <hr/> | | | | | | | | | | | | | | | |
| Team's RPI: 81 | | | | | | | | | | | | | | | |
| LAST 12 Division I GAMES: | | | | | | | | | | | | | | | |
| 282 | A | North Florida | 105 66 | 48 | A | Duke | 41 57 | 164 | H | UAB | 60 62 | 287 | H | Coppin St. | 93 61 |
| 161 | A | North Ala. | 68 52 | 265 | H | Liberty | 68 50 | 169 | H | Abilene Christian | 81 65 | 221 | A | Saint Francis (PA) | 83 69 |
| 265 | H | Liberty | 68 50 | 150 | N | American | 90 71 | 269 | A | Hawaii | 73 67 | 121 | H | Houston | 76 71 |
| 269 | A | Hawaii | 73 67 | 4 | N | Stanford | 65 88 | | | | | | | | |

Non-Div I Games: Fla. Memorial 99 68 Johnson & Wales (FL) 109 64

FGCU

| | | | | | | | | | | |
|-------------------|----------|-----------|----------------|------------|-------------|---------------|------|------|-------|-----------|
| Average RPI Win: | 340 | WON-LOST | WINNING | LAST 10 | STRENGTH OF | OPP. STRENGTH | TEAM | ADJ. | CONF. | ADJ CONF. |
| Average RPI Loss: | 161 | RECORD | PCT. RANK | GAMES | SCHEDULE | OF SCHEDULE | RPI | RPI | RPI | RPI |
| DIV. I ONLY | 3- 14 | 316 | 1-9 | 151 | 334 | 315 | 315 | 16 | 16 | |
| DIV. I NON-CONF. | 3- 9 | 271 | 0- 1 | 265 | 345 | 335 | 335 | 19 | 19 | |
| ----- | | | | | | | | | | |
| TOTALS | RPI 1-25 | RPI 26-50 | W-L RECORDS | RPI 51-100 | RPI 101-150 | RPI 150+ | | | | |
| 3- 14 | 0- 0 | 0- 1 | OVERALL | 0- 3 | 0- 1 | 3- 9 | | | | |
| 3- 9 | 0- 0 | 0- 1 | HOME | 0- 1 | 0- 1 | 3- 6 | | | | |
| 0- 5 | 0- 0 | 0- 0 | AWAY | 0- 2 | 0- 0 | 0- 3 | | | | |
| 0- 0 | 0- 0 | 0- 0 | NEUTRAL | 0- 0 | 0- 0 | 0- 0 | | | | |
| 3- 9 | 0- 0 | 0- 1 | NON-CONFERENCE | 0- 1 | 0- 0 | 3- 7 | | | | |
| 3- 6 | 0- 0 | 0- 1 | HOME | 0- 0 | 0- 0 | 3- 5 | | | | |
| 0- 3 | 0- 0 | 0- 0 | AWAY | 0- 1 | 0- 0 | 0- 2 | | | | |
| 0- 0 | 0- 0 | 0- 0 | NEUTRAL | 0- 0 | 0- 0 | 0- 0 | | | | |
| 0- 5 | 0- 0 | 0- 0 | CONFERENCE | 0- 2 | 0- 1 | 0- 2 | | | | |
| 0- 3 | 0- 0 | 0- 0 | HOME | 0- 1 | 0- 1 | 0- 1 | | | | |
| 0- 2 | 0- 0 | 0- 0 | AWAY | 0- 1 | 0- 0 | 0- 1 | | | | |
| 0- 0 | 0- 0 | 0- 0 | NEUTRAL | 0- 0 | 0- 0 | 0- 0 | | | | |

| RPI | S | Opponent | Score | RPI | S | Opponent | Score | RPI | S | Opponent | Score | RPI | S | Opponent | Score | Team's RPI: 315 |
|---------------------------|---|---------------|-------|-----|---|--------------|--------|-----|---|--------------|-------|-----|---|-----------------|-------|-----------------|
| 38 | H | Miami (FL) | 43 94 | 64 | H | Middle Tenn. | 43 49 | 106 | H | Western Ky. | 82 94 | 152 | H | South Alabama | 77 84 | |
| | | | | 69 | A | Old Dominion | 68 95 | 157 | A | Charlotte | 54 69 | 164 | H | UAB | 59 83 | |
| | | | | 81 | A | FGCU | 58 100 | 194 | H | Georgia St. | 61 67 | 219 | H | Jacksonville | 62 73 | |
| | | | | | | | | 222 | H | Howard | 62 89 | 248 | A | Bethune-Cookman | 57 68 | |
| | | | | | | | | 259 | H | Campbell | 54 59 | 282 | A | North Florida | 53 62 | |
| | | | | | | | | 326 | H | Morgan St. | 59 50 | 343 | H | Florida A&M | 77 54 | |
| | | | | | | | | 350 | H | Alcorn | 75 40 | | | | | |
| LAST 12 Division I GAMES: | | | | | | | | | | | | | | | | |
| 152 | H | South Alabama | 77 84 | 69 | A | Old Dominion | 68 95 | 157 | A | Charlotte | 54 69 | 164 | H | UAB | 59 83 | |
| 259 | H | Campbell | 54 59 | 64 | H | Middle Tenn. | 43 49 | 219 | H | Jacksonville | 62 73 | | | | | |
| 106 | H | Western Ky. | 82 94 | 350 | H | Alcorn | 75 40 | | | | | | | | | |
| 222 | H | Howard | 62 89 | | | | | | | | | | | | | |
| 282 | A | North Florida | 53 62 | | | | | | | | | | | | | |
| 326 | H | Morgan St. | 59 50 | | | | | | | | | | | | | |

Non-Div I Games: Palm Beach Atl. 63 66

FIU

| | | | | | | | | | | |
|-------------------|----------|-----------|----------------|------------|-------------|---------------|------|------|-------|-----------|
| Average RPI Win: | 324 | WON-LOST | WINNING | LAST 10 | STRENGTH OF | OPP. STRENGTH | TEAM | ADJ. | CONF. | ADJ CONF. |
| Average RPI Loss: | 178 | RECORD | PCT. RANK | GAMES | SCHEDULE | OF SCHEDULE | RPI | RPI | RPI | RPI |
| DIV. I ONLY | 3- 13 | 310 | 1-9 | 218 | 324 | 307 | 307 | 27 | 27 | |
| DIV. I NON-CONF. | 3- 8 | 267 | 0- 0 | 243 | 320 | 289 | 289 | 28 | 28 | |
| ----- | | | | | | | | | | |
| TOTALS | RPI 1-25 | RPI 26-50 | W-L RECORDS | RPI 51-100 | RPI 101-150 | RPI 150+ | | | | |
| 3- 13 | 0- 0 | 0- 1 | OVERALL | 0- 2 | 0- 1 | 3- 9 | | | | |
| 1- 4 | 0- 0 | 0- 0 | HOME | 0- 1 | 0- 1 | 1- 2 | | | | |
| 1- 6 | 0- 0 | 0- 0 | AWAY | 0- 1 | 0- 0 | 1- 5 | | | | |
| 1- 3 | 0- 0 | 0- 1 | NEUTRAL | 0- 0 | 0- 0 | 1- 2 | | | | |
| 3- 8 | 0- 0 | 0- 1 | NON-CONFERENCE | 0- 1 | 0- 0 | 3- 6 | | | | |
| 1- 2 | 0- 0 | 0- 0 | HOME | 0- 1 | 0- 0 | 1- 1 | | | | |
| 1- 3 | 0- 0 | 0- 0 | AWAY | 0- 0 | 0- 0 | 1- 3 | | | | |
| 1- 3 | 0- 0 | 0- 1 | NEUTRAL | 0- 0 | 0- 0 | 1- 2 | | | | |
| 0- 5 | 0- 0 | 0- 0 | CONFERENCE | 0- 1 | 0- 1 | 0- 3 | | | | |
| 0- 2 | 0- 0 | 0- 0 | HOME | 0- 0 | 0- 1 | 0- 1 | | | | |
| 0- 3 | 0- 0 | 0- 0 | AWAY | 0- 1 | 0- 0 | 0- 2 | | | | |
| 0- 0 | 0- 0 | 0- 0 | NEUTRAL | 0- 0 | 0- 0 | 0- 0 | | | | |

| RPI | S | Opponent | Score | RPI | S | Opponent | Score | RPI | S | Opponent | Score | RPI | S | Opponent | Score | Team's RPI: 307 |
|---------------------------|---|----------------|--------------|-----|---|--------------|--------------|-----|---|---------------|--------------|-----|---|----------------|--------------|-----------------|
| 50 | N | Bucknell I | 54 77 | 51 | H | Northeastern | 50 59 | 124 | H | Marist | 46 56 | 159 | H | William & Mary | 54 60 | |
| | | | | 71 | A | Quinnipiac | 36 81 | 171 | A | Xavier | 35 48 | 198 | N | Massachusetts | 49 59 | |
| | | | | | | | | 208 | A | Rider | 59 62 | 213 | A | Brown | 49 68 | |
| | | | | | | | | 228 | A | Dartmouth | 46 59 | 236 | N | Furman | 70 77 | |
| | | | | | | | | 283 | A | Richmond | 58 40 | 294 | A | Canisius | 50 53 | |
| | | | | | | | | 308 | H | Saint Peter's | 65 68 | 337 | N | UIC | 68 60 | |
| | | | | | | | | 351 | H | LIU Brooklyn | 71 43 | | | | | |
| LAST 12 Division I GAMES: | | | | | | | | | | | | | | | | |
| 294 | A | Canisius | 50 53 | 208 | A | Rider | 59 62 | | | | | | | | | |
| 308 | H | Saint Peter's | 65 68 | 71 | A | Quinnipiac | 36 81 | | | | | | | | | |
| 124 | H | Marist | 46 56 | 337 | N | UIC | 68 60 | | | | | | | | | |
| 159 | H | William & Mary | 54 60 | 236 | N | Furman | 70 77 | | | | | | | | | |
| 198 | N | Massachusetts | 49 59 | 228 | A | Dartmouth | 46 59 | | | | | | | | | |
| 50 | N | Bucknell I | 54 77 | 51 | H | Northeastern | 50 59 | | | | | | | | | |

Non-Div I Games:

Fairfield

| | | | | | | | | | | |
|-------------------|----------|-----------|----------------|------------|-------------|---------------|------|------|-------|-----------|
| Average RPI Win: | 303 | WON-LOST | WINNING | LAST 10 | STRENGTH OF | OPP. STRENGTH | TEAM | ADJ. | CONF. | ADJ CONF. |
| Average RPI Loss: | 255 | RECORD | PCT. RANK | GAMES | SCHEDULE | OF SCHEDULE | RPI | RPI | RPI | RPI |
| DIV. I ONLY | 2- 11 | 324 | 2-8 | 342 | 345 | 349 | 349 | 31 | 31 | |
| DIV. I NON-CONF. | 1- 8 | 322 | 0- 0 | 304 | 347 | 348 | 348 | 31 | 31 | |
| ----- | | | | | | | | | | |
| TOTALS | RPI 1-25 | RPI 26-50 | W-L RECORDS | RPI 51-100 | RPI 101-150 | RPI 150+ | | | | |
| 2- 11 | 0- 0 | 0- 0 | OVERALL | 0- 0 | 0- 1 | 2- 10 | | | | |
| 2- 2 | 0- 0 | 0- 0 | HOME | 0- 0 | 0- 0 | 2- 2 | | | | |
| 0- 9 | 0- 0 | 0- 0 | AWAY | 0- 0 | 0- 1 | 0- 8 | | | | |
| 0- 0 | 0- 0 | 0- 0 | NEUTRAL | 0- 0 | 0- 0 | 0- 0 | | | | |
| 1- 8 | 0- 0 | 0- 0 | NON-CONFERENCE | 0- 0 | 0- 1 | 1- 7 | | | | |
| 1- 2 | 0- 0 | 0- 0 | HOME | 0- 0 | 0- 0 | 1- 2 | | | | |
| 0- 6 | 0- 0 | 0- 0 | AWAY | 0- 0 | 0- 1 | 0- 5 | | | | |
| 0- 0 | 0- 0 | 0- 0 | NEUTRAL | 0- 0 | 0- 0 | 0- 0 | | | | |
| 1- 3 | 0- 0 | 0- 0 | CONFERENCE | 0- 0 | 0- 0 | 1- 3 | | | | |
| 1- 0 | 0- 0 | 0- 0 | HOME | 0- 0 | 0- 0 | 1- 0 | | | | |
| 0- 3 | 0- 0 | 0- 0 | AWAY | 0- 0 | 0- 0 | 0- 3 | | | | |
| 0- 0 | 0- 0 | 0- 0 | NEUTRAL | 0- 0 | 0- 0 | 0- 0 | | | | |

| RPI 1-25 | | | | RPI 26-50 | | | | RPI 51-100 | | | | RPI 101+ Team's RPI: 349 | | | |
|---------------------------|---|----------|-------|-----------|---|-------------------|-------|------------|---|----------|-------|--------------------------|---|--------------------|-------|
| RPI | S | Opponent | Score | RPI | S | Opponent | Score | RPI | S | Opponent | Score | RPI | S | Opponent | Score |
| | | | | | | | | | | | | 135 | A | Stony Brook | 49 63 |
| | | | | | | | | | | | | 221 | A | Saint Francis (PA) | 64 75 |
| | | | | | | | | | | | | 222 | H | Howard | 58 79 |
| | | | | | | | | | | | | 229 | A | Air Force | 37 85 |
| | | | | | | | | | | | | 233 | A | Binghamton | 54 73 |
| | | | | | | | | | | | | 238 | A | Colgate | 52 71 |
| | | | | | | | | | | | | 262 | A | Robert Morris | 49 71 |
| | | | | | | | | | | | | 298 | A | Army West Point | 40 62 |
| | | | | | | | | | | | | 300 | H | Central Conn. St. | 74 67 |
| | | | | | | | | | | | | 306 | H | NJIT | 64 43 |
| | | | | | | | | | | | | 308 | A | Saint Peter's | 58 75 |
| | | | | | | | | | | | | 329 | A | Wagner | 59 71 |
| | | | | | | | | | | | | 330 | H | Lafayette | 57 63 |
| LAST 12 Division I GAMES: | | | | | | | | | | | | | | | |
| | | | | 329 | A | Wagner | 59 71 | | | | | 221 | A | Saint Francis (PA) | 64 75 |
| | | | | 300 | H | Central Conn. St. | 74 67 | | | | | 308 | A | Saint Peter's | 58 75 |
| | | | | 262 | A | Robert Morris | 49 71 | | | | | 135 | A | Stony Brook | 49 63 |
| | | | | 222 | H | Howard | 58 79 | | | | | 298 | A | Army West Point | 40 62 |
| | | | | 306 | H | NJIT | 64 43 | | | | | 238 | A | Colgate | 52 71 |
| | | | | 229 | A | Air Force | 37 85 | | | | | 233 | A | Binghamton | 54 73 |

Non-Div I Games: Georgian Court 70 45 Rutgers-Newark 97 51

Fairleigh Dickinson

| | | | | | | | | | | |
|-------------------|----------|-----------|----------------|------------|-------------|---------------|------|------|-------|-----------|
| Average RPI Win: | 296 | WON-LOST | WINNING | LAST 10 | STRENGTH OF | OPP. STRENGTH | TEAM | ADJ. | CONF. | ADJ CONF. |
| Average RPI Loss: | 168 | RECORD | PCT. RANK | GAMES | SCHEDULE | OF SCHEDULE | RPI | RPI | RPI | RPI |
| DIV. I ONLY | 3- 15 | 320 | 0-10 | 118 | 325 | 289 | 289 | 16 | 16 | |
| DIV. I NON-CONF. | 3- 10 | 278 | 0- 1 | 210 | 324 | 307 | 307 | 19 | 19 | |
| ----- | | | | | | | | | | |
| TOTALS | RPI 1-25 | RPI 26-50 | W-L RECORDS | RPI 51-100 | RPI 101-150 | RPI 150+ | | | | |
| 3- 15 | 0- 1 | 0- 0 | OVERALL | 0- 3 | 0- 1 | 3- 10 | | | | |
| 2- 9 | 0- 0 | 0- 0 | HOME | 0- 1 | 0- 0 | 2- 8 | | | | |
| 1- 6 | 0- 1 | 0- 0 | AWAY | 0- 2 | 0- 1 | 1- 2 | | | | |
| 0- 0 | 0- 0 | 0- 0 | NEUTRAL | 0- 0 | 0- 0 | 0- 0 | | | | |
| 3- 10 | 0- 1 | 0- 0 | NON-CONFERENCE | 0- 1 | 0- 1 | 3- 7 | | | | |
| 2- 6 | 0- 0 | 0- 0 | HOME | 0- 0 | 0- 0 | 2- 6 | | | | |
| 1- 4 | 0- 1 | 0- 0 | AWAY | 0- 1 | 0- 1 | 1- 1 | | | | |
| 0- 0 | 0- 0 | 0- 0 | NEUTRAL | 0- 0 | 0- 0 | 0- 0 | | | | |
| 0- 5 | 0- 0 | 0- 0 | CONFERENCE | 0- 2 | 0- 0 | 0- 3 | | | | |
| 0- 3 | 0- 0 | 0- 0 | HOME | 0- 1 | 0- 0 | 0- 2 | | | | |
| 0- 2 | 0- 0 | 0- 0 | AWAY | 0- 1 | 0- 0 | 0- 1 | | | | |
| 0- 0 | 0- 0 | 0- 0 | NEUTRAL | 0- 0 | 0- 0 | 0- 0 | | | | |

| RPI 1-25 | | | | RPI 26-50 | | | | RPI 51-100 | | | | RPI 101+ Team's RPI: 289 | | | |
|---------------------------|---|---------------|-------|-----------|---|--------------|-------|------------|---|--------------|-------|--------------------------|---|---------------|-------|
| RPI | S | Opponent | Score | RPI | S | Opponent | Score | RPI | S | Opponent | Score | RPI | S | Opponent | Score |
| 25 | A | Michigan St. | 74 89 | | | | | 64 | H | Middle Tenn. | 55 74 | 127 | A | Little Rock | 38 61 |
| | | | | | | | | 69 | A | Old Dominion | 53 87 | 157 | A | Charlotte | 47 68 |
| | | | | | | | | 82 | A | Tulane | 45 88 | 164 | H | UAB | 64 89 |
| | | | | | | | | | | | | 177 | H | Bradley | 59 80 |
| | | | | | | | | | | | | 194 | H | Georgia St. | 59 75 |
| | | | | | | | | | | | | 212 | H | Saint Louis | 61 93 |
| | | | | | | | | | | | | 215 | H | Hampton | 68 72 |
| | | | | | | | | | | | | 236 | A | Furman | 57 73 |
| | | | | | | | | | | | | 246 | H | Marshall | 67 72 |
| | | | | | | | | | | | | 264 | H | N. C. A&T | 65 67 |
| | | | | | | | | | | | | 275 | A | Siena | 70 66 |
| | | | | | | | | | | | | 283 | H | Richmond | 69 55 |
| | | | | | | | | | | | | 295 | H | Western Mich. | 59 69 |
| | | | | | | | | | | | | 330 | H | Lafayette | 53 49 |
| ----- | | | | | | | | | | | | | | | |
| LAST 12 Division I GAMES: | | | | | | | | | | | | | | | |
| 212 | H | Saint Louis | 61 93 | 157 | A | Charlotte | 47 68 | | | | | | | | |
| 177 | H | Bradley | 59 80 | 69 | A | Old Dominion | 53 87 | | | | | | | | |
| 246 | H | Marshall | 67 72 | 64 | H | Middle Tenn. | 55 74 | | | | | | | | |
| 295 | H | Western Mich. | 59 69 | 164 | H | UAB | 64 89 | | | | | | | | |
| 236 | A | Furman | 57 73 | 264 | H | N. C. A&T | 65 67 | | | | | | | | |
| 275 | A | Siena | 70 66 | 25 | A | Michigan St. | 74 89 | | | | | | | | |

Non-Div I Games:

Fla. Atlantic

| | | | | | | | | | | |
|-------------------|----------|-----------|----------------|------------|-------------|---------------|------|------|-------|-----------|
| Average RPI Win: | 222 | WON-LOST | WINNING | LAST 10 | STRENGTH OF | OPP. STRENGTH | TEAM | ADJ. | CONF. | ADJ CONF. |
| Average RPI Loss: | 90 | RECORD | PCT. RANK | GAMES | SCHEDULE | OF SCHEDULE | RPI | RPI | RPI | RPI |
| DIV. I ONLY | 5- 12 | 269 | 4-6 | 57 | 113 | 203 | 203 | 6 | 6 | |
| DIV. I NON-CONF. | 4- 9 | 253 | 0- 1 | 122 | 164 | 249 | 249 | 6 | 6 | |
| ----- | | | | | | | | | | |
| TOTALS | RPI 1-25 | RPI 26-50 | W-L RECORDS | RPI 51-100 | RPI 101-150 | RPI 150+ | | | | |
| 5- 12 | 0- 3 | 1- 2 | OVERALL | 0- 4 | 1- 0 | 3- 3 | | | | |
| 5- 4 | 0- 0 | 1- 1 | HOME | 0- 2 | 1- 0 | 3- 1 | | | | |
| 0- 7 | 0- 3 | 0- 0 | AWAY | 0- 2 | 0- 0 | 0- 2 | | | | |
| 0- 1 | 0- 0 | 0- 1 | NEUTRAL | 0- 0 | 0- 0 | 0- 0 | | | | |
| 4- 9 | 0- 2 | 0- 1 | NON-CONFERENCE | 0- 3 | 1- 0 | 3- 3 | | | | |
| 4- 3 | 0- 0 | 0- 0 | HOME | 0- 2 | 1- 0 | 3- 1 | | | | |
| 0- 5 | 0- 2 | 0- 0 | AWAY | 0- 1 | 0- 0 | 0- 2 | | | | |
| 0- 1 | 0- 0 | 0- 1 | NEUTRAL | 0- 0 | 0- 0 | 0- 0 | | | | |
| 1- 3 | 0- 1 | 1- 1 | CONFERENCE | 0- 1 | 0- 0 | 0- 0 | | | | |
| 1- 1 | 0- 0 | 1- 1 | HOME | 0- 0 | 0- 0 | 0- 0 | | | | |
| 0- 2 | 0- 1 | 0- 0 | AWAY | 0- 1 | 0- 0 | 0- 0 | | | | |
| 0- 0 | 0- 0 | 0- 0 | NEUTRAL | 0- 0 | 0- 0 | 0- 0 | | | | |

| RPI 1-25 | | | | RPI 26-50 | | | | RPI 51-100 | | | | RPI 101+ Team's RPI: 203 | | | |
|---------------------------|---|-----------------|-------|-----------|---|----------|-------|------------|---|--------------|-------|--------------------------|---|-----------------|-------|
| RPI | S | Opponent | Score | RPI | S | Opponent | Score | RPI | S | Opponent | Score | RPI | S | Opponent | Score |
| 20 | A | Indiana | 64 83 | 33 | H | Missouri | 58 56 | 51 | H | Northeastern | 66 79 | 146 | H | Texas Tech | 72 67 |
| 21 | A | Florida St. | 56 63 | 34 | N | Utah | 58 74 | 73 | H | Northwestern | 74 83 | 178 | A | Mercer | 82 92 |
| 24 | A | South Carolina | 40 71 | 49 | H | Auburn | 56 64 | 86 | A | Ohio St. | 41 46 | 210 | H | Gardner-Webb | 58 60 |
| | | | | | | | | 97 | A | Alabama | 67 74 | 239 | A | UNLV | 53 56 |
| | | | | | | | | | | | | 248 | H | Bethune-Cookman | 64 53 |
| | | | | | | | | | | | | 341 | H | Charleston So. | 70 60 |
| | | | | | | | | | | | | 343 | H | Florida A&M | 62 38 |
| ----- | | | | | | | | | | | | | | | |
| LAST 12 Division I GAMES: | | | | | | | | | | | | | | | |
| 239 | A | UNLV | 53 56 | 49 | H | Auburn | 56 64 | 97 | A | Alabama | 67 74 | 341 | H | Charleston So. | 70 60 |
| 33 | H | Missouri | 58 56 | | | | | 34 | N | Utah | 58 74 | 86 | A | Ohio St. | 41 46 |
| 24 | A | South Carolina | 40 71 | | | | | 86 | A | Ohio St. | 41 46 | 343 | H | Florida A&M | 62 38 |
| 248 | H | Bethune-Cookman | 64 53 | | | | | | | | | | | | |
| 146 | H | Texas Tech | 72 67 | | | | | | | | | | | | |
| 51 | H | Northeastern | 66 79 | | | | | | | | | | | | |

Non-Div I Games:

Florida

| | | | | | | | | | | |
|-------------------|----------|-----------|----------------|------------|-------------|---------------|------|------|-------|-----------|
| Average RPI Win: | 96 | WON-LOST | WINNING | LAST 10 | STRENGTH OF | OPP. STRENGTH | TEAM | ADJ. | CONF. | ADJ CONF. |
| Average RPI Loss: | 220 | RECORD | PCT. RANK | GAMES | SCHEDULE | OF SCHEDULE | RPI | RPI | RPI | RPI |
| DIV. I ONLY | 1- 13 | 338 | 2-8 | 259 | 311 | 343 | 343 | 32 | 32 | |
| DIV. I NON-CONF. | 1- 10 | 330 | 0- 1 | 241 | 223 | 333 | 333 | 32 | 32 | |
| ----- | | | | | | | | | | |
| TOTALS | RPI 1-25 | RPI 26-50 | W-L RECORDS | RPI 51-100 | RPI 101-150 | RPI 150+ | | | | |
| 1- 13 | 0- 0 | 0- 2 | OVERALL | 1- 1 | 0- 0 | 0- 10 | | | | |
| 1- 2 | 0- 0 | 0- 0 | HOME | 1- 0 | 0- 0 | 0- 2 | | | | |
| 0- 8 | 0- 0 | 0- 2 | AWAY | 0- 0 | 0- 0 | 0- 6 | | | | |
| 0- 3 | 0- 0 | 0- 0 | NEUTRAL | 0- 1 | 0- 0 | 0- 2 | | | | |
| 1- 10 | 0- 0 | 0- 2 | NON-CONFERENCE | 1- 1 | 0- 0 | 0- 7 | | | | |
| 1- 1 | 0- 0 | 0- 0 | HOME | 1- 0 | 0- 0 | 0- 1 | | | | |
| 0- 6 | 0- 0 | 0- 2 | AWAY | 0- 0 | 0- 0 | 0- 4 | | | | |
| 0- 3 | 0- 0 | 0- 0 | NEUTRAL | 0- 1 | 0- 0 | 0- 2 | | | | |
| 0- 3 | 0- 0 | 0- 0 | CONFERENCE | 0- 0 | 0- 0 | 0- 3 | | | | |
| 0- 1 | 0- 0 | 0- 0 | HOME | 0- 0 | 0- 0 | 0- 1 | | | | |
| 0- 2 | 0- 0 | 0- 0 | AWAY | 0- 0 | 0- 0 | 0- 2 | | | | |
| 0- 0 | 0- 0 | 0- 0 | NEUTRAL | 0- 0 | 0- 0 | 0- 0 | | | | |

| RPI | S | Opponent | Score | RPI | S | Opponent | Score | RPI | S | Opponent | Score | RPI | S | Opponent | Score | Team's RPI: 343 |
|---------------------------|---|--------------|--------|-----|---|---------------|--------|-----|---|------------------|-------|-----|---|---------------|-------|-----------------|
| 38 | A | Miami (FL) | 54 103 | 82 | N | Tulane | 34 78 | 196 | H | Jacksonville St. | 31 62 | 203 | A | Florida | 38 62 | |
| 39 | A | Tennessee | 31 96 | 96 | H | Miami (OH) | 57 56 | 222 | A | Howard | 68 74 | 252 | A | Stetson | 44 69 | |
| | | | | | | | | 281 | A | Norfolk St. | 58 60 | 282 | A | North Florida | 53 64 | |
| | | | | | | | | 295 | N | Western Mich. | 50 69 | 311 | N | Omaha | 50 57 | |
| | | | | | | | | 315 | A | FIU | 54 77 | 339 | H | Savannah St. | 50 54 | |
| ----- | | | | | | | | | | | | | | | | |
| LAST 12 Division I GAMES: | | | | | | | | | | | | | | | | |
| 311 | N | Omaha | 50 57 | 222 | A | Howard | 68 74 | | | | | | | | | |
| 339 | H | Savannah St. | 50 54 | 82 | N | Tulane | 34 78 | | | | | | | | | |
| 281 | A | Norfolk St. | 58 60 | 38 | A | Miami (FL) | 54 103 | | | | | | | | | |
| 203 | A | Florida | 38 62 | 295 | N | Western Mich. | 50 69 | | | | | | | | | |
| 315 | A | FIU | 54 77 | 252 | A | Stetson | 44 69 | | | | | | | | | |
| 39 | A | Tennessee | 31 96 | 96 | H | Miami (OH) | 57 56 | | | | | | | | | |

Non-Div I Games: Edward Waters 70 64

Florida A&M

| | | | | | | | | | | |
|-------------------|----------|-----------|----------------|------------|-------------|---------------|------|------|-------|-----------|
| Average RPI Win: | 146 | WON-LOST | WINNING | LAST 10 | STRENGTH OF | OPP. STRENGTH | TEAM | ADJ. | CONF. | ADJ CONF. |
| Average RPI Loss: | 54 | RECORD | PCT. RANK | GAMES | SCHEDULE | OF SCHEDULE | RPI | RPI | RPI | RPI |
| DIV. I ONLY | 15- 2 | 12 | 9-1 | 88 | 33 | 21 | 21 | 1 | 1 | |
| DIV. I NON-CONF. | 12- 1 | 10 | 1- 0 | 126 | 72 | 27 | 27 | 1 | 1 | |
| ----- | | | | | | | | | | |
| TOTALS | RPI 1-25 | RPI 26-50 | W-L RECORDS | RPI 51-100 | RPI 101-150 | RPI 150+ | | | | |
| 15- 2 | 1- 0 | 1- 1 | OVERALL | 3- 1 | 3- 0 | 7- 0 | | | | |
| 7- 2 | 0- 0 | 0- 1 | HOME | 2- 1 | 1- 0 | 4- 0 | | | | |
| 6- 0 | 0- 0 | 1- 0 | AWAY | 1- 0 | 2- 0 | 2- 0 | | | | |
| 2- 0 | 1- 0 | 0- 0 | NEUTRAL | 0- 0 | 0- 0 | 1- 0 | | | | |
| 12- 1 | 1- 0 | 0- 0 | NON-CONFERENCE | 2- 1 | 2- 0 | 7- 0 | | | | |
| 7- 1 | 0- 0 | 0- 0 | HOME | 2- 1 | 1- 0 | 4- 0 | | | | |
| 3- 0 | 0- 0 | 0- 0 | AWAY | 0- 0 | 1- 0 | 2- 0 | | | | |
| 2- 0 | 1- 0 | 0- 0 | NEUTRAL | 0- 0 | 0- 0 | 1- 0 | | | | |
| 3- 1 | 0- 0 | 1- 1 | CONFERENCE | 1- 0 | 1- 0 | 0- 0 | | | | |
| 0- 1 | 0- 0 | 0- 1 | HOME | 0- 0 | 0- 0 | 0- 0 | | | | |
| 3- 0 | 0- 0 | 1- 0 | AWAY | 1- 0 | 1- 0 | 0- 0 | | | | |
| 0- 0 | 0- 0 | 0- 0 | NEUTRAL | 0- 0 | 0- 0 | 0- 0 | | | | |

| RPI | S | Opponent | Score | RPI | S | Opponent | Score | RPI | S | Opponent | Score | RPI | S | Opponent | Score |
|---------------------------|---|----------------|-------|-----|---|----------------|-------|-----|---|-----------------|--------|-----|---|-----------------|-------|
| 13 | N | Iowa | 71 67 | 37 | H | Clemson | 45 57 | 60 | H | Creighton | 71 52 | 102 | A | Virginia | 63 61 |
| | | | | 40 | A | North Carolina | 64 63 | 70 | H | LSU | 45 58 | 111 | H | Penn St. | 87 58 |
| | | | | | | | | 85 | A | Boston College | 91 71 | 115 | A | St. John's (NY) | 57 53 |
| | | | | | | | | 88 | H | Troy | 103 67 | 178 | A | Mercer | 57 56 |
| | | | | | | | | | | | | 181 | A | Milwaukee | 87 62 |
| | | | | | | | | | | | | 194 | H | Georgia St. | 79 43 |
| | | | | | | | | | | | | 203 | H | Florida | 63 56 |
| | | | | | | | | | | | | 219 | H | Jacksonville | 79 46 |
| | | | | | | | | | | | | 282 | H | North Florida | 74 53 |
| | | | | | | | | | | | | 317 | N | Eastern Ky. | 62 45 |
| LAST 12 Division I GAMES: | | | | | | | | | | | | | | | |
| 13 | N | Iowa | 71 67 | 40 | A | North Carolina | 64 63 | 102 | A | Virginia | 63 61 | 194 | H | Georgia St. | 79 43 |
| 85 | A | Boston College | 91 71 | | | | | | | | | 181 | A | Milwaukee | 87 62 |
| 37 | H | Clemson | 45 57 | | | | | 60 | H | Creighton | 71 52 | | | | |
| 178 | A | Mercer | 57 56 | | | | | 115 | A | St. John's (NY) | 57 53 | | | | |
| 111 | H | Penn St. | 87 58 | | | | | | | | | | | | |
| 317 | N | Eastern Ky. | 62 45 | | | | | | | | | | | | |

Non-Div I Games:

Florida St.

| | | | | | | | | | | |
|-------------------|----------|-----------|----------------|------------|-------------|---------------|------|------|-------|-----------|
| Average RPI Win: | 211 | WON-LOST | WINNING | LAST 10 | STRENGTH OF | OPP. STRENGTH | TEAM | ADJ. | CONF. | ADJ CONF. |
| Average RPI Loss: | 84 | RECORD | PCT. RANK | GAMES | SCHEDULE | OF SCHEDULE | RPI | RPI | RPI | RPI |
| DIV. I ONLY | 12- 6 | 85 | 8-2 | 229 | 81 | 137 | 137 | 17 | 17 | |
| DIV. I NON-CONF. | 9- 5 | 105 | 1- 0 | 204 | 60 | 118 | 118 | 18 | 18 | |
| ----- | | | | | | | | | | |
| TOTALS | RPI 1-25 | RPI 26-50 | W-L RECORDS | RPI 51-100 | RPI 101-150 | RPI 150+ | | | | |
| 12- 6 | 0- 0 | 0- 1 | OVERALL | 3- 3 | 0- 2 | 9- 0 | | | | |
| 7- 2 | 0- 0 | 0- 0 | HOME | 2- 0 | 0- 2 | 5- 0 | | | | |
| 3- 3 | 0- 0 | 0- 0 | AWAY | 0- 3 | 0- 0 | 3- 0 | | | | |
| 2- 1 | 0- 0 | 0- 1 | NEUTRAL | 1- 0 | 0- 0 | 1- 0 | | | | |
| 9- 5 | 0- 0 | 0- 1 | NON-CONFERENCE | 3- 3 | 0- 1 | 6- 0 | | | | |
| 6- 1 | 0- 0 | 0- 0 | HOME | 2- 0 | 0- 1 | 4- 0 | | | | |
| 1- 3 | 0- 0 | 0- 0 | AWAY | 0- 3 | 0- 0 | 1- 0 | | | | |
| 2- 1 | 0- 0 | 0- 1 | NEUTRAL | 1- 0 | 0- 0 | 1- 0 | | | | |
| 3- 1 | 0- 0 | 0- 0 | CONFERENCE | 0- 0 | 0- 1 | 3- 0 | | | | |
| 1- 1 | 0- 0 | 0- 0 | HOME | 0- 0 | 0- 1 | 1- 0 | | | | |
| 2- 0 | 0- 0 | 0- 0 | AWAY | 0- 0 | 0- 0 | 2- 0 | | | | |
| 0- 0 | 0- 0 | 0- 0 | NEUTRAL | 0- 0 | 0- 0 | 0- 0 | | | | |

| RPI S | Opponent | Score | RPI S | Opponent | Score | RPI S | Opponent | Score | RPI S | Opponent | Score |
|---------------------------|----------|-------|-------|--------------|--------------|-------|-------------------|--------------|-------|-------------------|--------------|
| | | | 30 N | Texas | 54 72 | 51 A | Northeastern | 54 58 | 111 H | Penn St. | 55 72 |
| | | | | | | 64 H | Middle Tenn. | 61 49 | 136 H | VCU | 44 47 |
| | | | | | | 80 A | Pittsburgh | 62 65 | 157 H | Charlotte | 71 64 |
| | | | | | | 89 H | Maine | 72 64 | 185 A | George Washington | 50 38 |
| | | | | | | 94 A | Georgetown | 38 58 | 186 N | Ball St. | 78 70 |
| | | | | | | 98 N | Washington | 65 57 | 212 A | Saint Louis | 56 53 |
| | | | | | | | | | 255 H | Columbia | 68 49 |
| | | | | | | | | | 283 H | Richmond | 60 48 |
| | | | | | | | | | 328 A | Iona | 57 40 |
| | | | | | | | | | 329 H | Wagner | 80 59 |
| | | | | | | | | | 342 H | Manhattan | 65 61 |
| ----- | | | | | | | | | | | |
| LAST 12 Division I GAMES: | | | | | | | | | | | |
| | | | 64 H | Middle Tenn. | 61 49 | 136 H | VCU | 44 47 | | | |
| | | | 30 N | Texas | 54 72 | 212 A | Saint Louis | 56 53 | | | |
| | | | 98 N | Washington | 65 57 | 283 H | Richmond | 60 48 | | | |
| | | | 255 H | Columbia | 68 49 | 185 A | George Washington | 50 38 | | | |
| | | | 80 A | Pittsburgh | 62 65 | 89 H | Maine | 72 64 | | | |
| | | | 342 H | Manhattan | 65 61 | 328 A | Iona | 57 40 | | | |

Non-Div I Games:

Fordham

| | | | | | | | | | | |
|-------------------|-----|----------|-----------|---------|-------------|---------------|------|------|-------|-----------|
| Average RPI Win: | 203 | WON-LOST | WINNING | LAST 10 | STRENGTH OF | OPP. STRENGTH | TEAM | ADJ. | CONF. | ADJ CONF. |
| Average RPI Loss: | 91 | RECORD | PCT. RANK | GAMES | SCHEDULE | OF SCHEDULE | RPI | RPI | RPI | RPI |

| | | | | | | | | | |
|------------------|----------|-----------|----------------|------------|-------------|----------|-----|----|----|
| DIV. I ONLY | 9- 4 | 77 | 8-2 | 266 | 45 | 105 | 105 | 12 | 12 |
| DIV. I NON-CONF. | 5- 4 | 139 | 0- 0 | 203 | 36 | 117 | 117 | 11 | 11 |
| TOTALS | RPI 1-25 | RPI 26-50 | W-L RECORDS | RPI 51-100 | RPI 101-150 | RPI 150+ | | | |
| 9- 4 | 0- 1 | 0- 1 | OVERALL | 0- 1 | 1- 0 | 8- 1 | | | |
| 6- 0 | 0- 0 | 0- 0 | HOME | 0- 0 | 1- 0 | 5- 0 | | | |
| 3- 4 | 0- 1 | 0- 1 | AWAY | 0- 1 | 0- 0 | 3- 1 | | | |
| 0- 0 | 0- 0 | 0- 0 | NEUTRAL | 0- 0 | 0- 0 | 0- 0 | | | |
| 5- 4 | 0- 1 | 0- 1 | NON-CONFERENCE | 0- 1 | 1- 0 | 4- 1 | | | |
| 4- 0 | 0- 0 | 0- 0 | HOME | 0- 0 | 1- 0 | 3- 0 | | | |
| 1- 4 | 0- 1 | 0- 1 | AWAY | 0- 1 | 0- 0 | 1- 1 | | | |
| 0- 0 | 0- 0 | 0- 0 | NEUTRAL | 0- 0 | 0- 0 | 0- 0 | | | |
| 4- 0 | 0- 0 | 0- 0 | CONFERENCE | 0- 0 | 0- 0 | 4- 0 | | | |
| 2- 0 | 0- 0 | 0- 0 | HOME | 0- 0 | 0- 0 | 2- 0 | | | |
| 2- 0 | 0- 0 | 0- 0 | AWAY | 0- 0 | 0- 0 | 2- 0 | | | |
| 0- 0 | 0- 0 | 0- 0 | NEUTRAL | 0- 0 | 0- 0 | 0- 0 | | | |

| RPI | S | Opponent | Score | RPI | S | Opponent | Score | RPI | S | Opponent | Score | RPI | S | Opponent | Score | Team's RPI: 105 |
|---------------------------|---|---------------|-------|-----|---|------------------------|-------|-----|---|------------------------|-------|-----|---|-----------------|-------|-----------------|
| 15 | A | Arizona St. | 52 68 | 41 | A | UCLA | 80 89 | 52 | A | Southern Cal i forni a | 61 62 | 116 | H | UT Ar lington | 70 61 | |
| | | | | | | | | | | | | 153 | H | Utah St. | 70 59 | |
| | | | | | | | | | | | | 166 | H | Santa Clara | 80 53 | |
| | | | | | | | | | | | | 179 | A | Colorado St. | 66 55 | |
| | | | | | | | | | | | | 181 | H | Milwaukee | 65 48 | |
| | | | | | | | | | | | | 184 | A | Eastern Wash. | 68 58 | |
| | | | | | | | | | | | | 240 | A | Nevada | 79 63 | |
| | | | | | | | | | | | | 254 | A | Northern Ari z. | 73 86 | |
| | | | | | | | | | | | | 301 | H | Cal Poly | 76 58 | |
| | | | | | | | | | | | | 310 | H | San Jose St. | 77 48 | |
| LAST 12 Division I GAMES: | | | | | | | | | | | | | | | | |
| 240 | A | Nevada | 79 63 | 310 | H | San Jose St. | 77 48 | 15 | A | Arizona St. | 52 68 | 166 | H | Santa Clara | 80 53 | |
| 153 | H | Utah St. | 70 59 | 41 | A | UCLA | 80 89 | 184 | A | Eastern Wash. | 68 58 | 301 | H | Cal Poly | 76 58 | |
| 179 | A | Colorado St. | 66 55 | 52 | A | Southern Cal i forni a | 61 62 | | | | | | | | | |
| 116 | H | UT Ar lington | 70 61 | | | | | | | | | | | | | |
| 181 | H | Milwaukee | 65 48 | | | | | | | | | | | | | |
| 301 | H | Cal Poly | 76 58 | | | | | | | | | | | | | |

Non-Div I Games: Stanislaus St. 86 51 Fresno Pacific 90 51

Fresno St.

| | |
|-------------------|-----|
| Average RPI Win: | 289 |
| Average RPI Loss: | 139 |

| | | | | | | | | | | |
|-----------------------|------|----------|-----------|----------------|-------------|---------------|----------|------|-------|-----------|
| Average RPI Win: 289 | | WON-LOST | WINNING | LAST 10 | STRENGTH OF | OPP. STRENGTH | TEAM | ADJ. | CONF. | ADJ CONF. |
| Average RPI Loss: 139 | | RECORD | PCT. RANK | GAMES | SCHEDULE | OF SCHEDULE | RPI | RPI | RPI | RPI |
| DIV. I ONLY | | 9- 7 | 134 | 6-4 | 330 | 193 | 236 | 236 | 24 | 24 |
| DIV. I NON-CONF. | | 7- 6 | 153 | 0- 0 | 280 | 202 | 214 | 214 | 25 | 25 |
| TOTALS | | RPI 1-25 | RPI 26-50 | W-L RECORDS | RPI 51-100 | RPI 101-150 | RPI 150+ | | | |
| 9- 7 | 0- 2 | | 0- 0 | OVERALL | 0- 2 | 0- 0 | 9- 3 | | | |
| 7- 1 | 0- 0 | | 0- 0 | HOME | 0- 1 | 0- 0 | 7- 0 | | | |
| 1- 5 | 0- 2 | | 0- 0 | AWAY | 0- 1 | 0- 0 | 1- 2 | | | |
| 1- 1 | 0- 0 | | 0- 0 | NEUTRAL | 0- 0 | 0- 0 | 1- 1 | | | |
| 7- 6 | 0- 2 | | 0- 0 | NON-CONFERENCE | 0- 2 | 0- 0 | 7- 2 | | | |
| 5- 1 | 0- 0 | | 0- 0 | HOME | 0- 1 | 0- 0 | 5- 0 | | | |
| 1- 4 | 0- 2 | | 0- 0 | AWAY | 0- 1 | 0- 0 | 1- 1 | | | |
| 1- 1 | 0- 0 | | 0- 0 | NEUTRAL | 0- 0 | 0- 0 | 1- 1 | | | |
| 2- 1 | 0- 0 | | 0- 0 | CONFERENCE | 0- 0 | 0- 0 | 2- 1 | | | |
| 2- 0 | 0- 0 | | 0- 0 | HOME | 0- 0 | 0- 0 | 2- 0 | | | |
| 0- 1 | 0- 0 | | 0- 0 | AWAY | 0- 0 | 0- 0 | 0- 1 | | | |
| 0- 0 | 0- 0 | | 0- 0 | NEUTRAL | 0- 0 | 0- 0 | 0- 0 | | | |

| RPI 1-25 | | | |
|----------|---|-----------------|--------|
| RPI | S | Opponent | Score |
| 9 | A | Mississippi St. | 41 106 |
| 24 | A | South Carolina | 53 66 |

| RPI 26-50 | | | |
|-----------|---|----------|-------|
| RPI | S | Opponent | Score |

| RPI 51-100 | | | |
|------------|---|--------------|-------|
| RPI | S | Opponent | Score |
| 64 | H | Middle Tenn. | 71 78 |
| 95 | A | Georgia | 38 61 |

| RPI 101+ | | | |
|----------|---|--------------------|-------|
| RPI | S | Opponent | Score |
| 205 | H | UNC Asheville | 58 47 |
| 210 | H | Gardner-Webb | 70 57 |
| 234 | N | Western Ill. | 78 85 |
| 253 | A | ETSU | 70 75 |
| 289 | H | Fla. Atlantic | 73 57 |
| 296 | A | Kennesaw St. | 63 74 |
| 303 | A | Col. of Charleston | 70 67 |
| 307 | N | Fairfield | 77 70 |
| 318 | H | Western Caro. | 65 55 |
| 320 | H | UNC Greensboro | 64 61 |
| 322 | H | Presbyterian | 76 68 |
| 327 | H | USC Upstate | 78 67 |

| Team's RPI: 236 | | | |
|-----------------|---|----------|-------|
| RPI | S | Opponent | Score |

| LAST 12 Division I GAMES: | | | |
|---------------------------|---|--------------------|-------|
| 253 | A | ETSU | 70 75 |
| 318 | H | Western Caro. | 65 55 |
| 320 | H | UNC Greensboro | 64 61 |
| 95 | A | Georgia | 38 61 |
| 205 | H | UNC Asheville | 58 47 |
| 303 | A | Col. of Charleston | 70 67 |
| 322 | H | Presbyterian | 76 68 |
| 24 | A | South Carolina | 53 66 |
| 234 | N | Western Ill. | 78 85 |
| 307 | N | Fairfield | 77 70 |
| 289 | H | Fla. Atlantic | 73 57 |
| 210 | H | Gardner-Webb | 70 57 |

Non-Div l Games: Coker

71 42

North Greenville 74

78

Furman

■ Loss, ■ Non-Conf, S Site, H Home A Away N Neutral

| | | | | | | | | | | |
|-------------------|----------|-----------|----------------|------------|-------------|---------------|------|------|-------|-----------|
| Average RPI Win: | 299 | WON-LOST | WINNING | LAST 10 | STRENGTH OF | OPP. STRENGTH | TEAM | ADJ. | CONF. | ADJ CONF. |
| Average RPI Loss: | 180 | RECORD | PCT. RANK | GAMES | SCHEDULE | OF SCHEDULE | RPI | RPI | RPI | RPI |
| DIV. I ONLY | 4- 11 | 283 | 3-7 | 182 | 350 | 279 | 279 | 15 | 15 | |
| DIV. I NON-CONF. | 4- 6 | 212 | 0- 0 | 182 | 350 | 233 | 233 | 15 | 15 | |
| ----- | | | | | | | | | | |
| TOTALS | RPI 1-25 | RPI 26-50 | W-L RECORDS | RPI 51-100 | RPI 101-150 | RPI 150+ | | | | |
| 4- 11 | 0- 0 | 0- 0 | OVERALL | 0- 3 | 0- 2 | 4- 6 | | | | |
| 2- 5 | 0- 0 | 0- 0 | HOME | 0- 1 | 0- 1 | 2- 3 | | | | |
| 2- 6 | 0- 0 | 0- 0 | AWAY | 0- 2 | 0- 1 | 2- 3 | | | | |
| 0- 0 | 0- 0 | 0- 0 | NEUTRAL | 0- 0 | 0- 0 | 0- 0 | | | | |
| 4- 6 | 0- 0 | 0- 0 | NON-CONFERENCE | 0- 2 | 0- 1 | 4- 3 | | | | |
| 2- 2 | 0- 0 | 0- 0 | HOME | 0- 0 | 0- 0 | 2- 2 | | | | |
| 2- 4 | 0- 0 | 0- 0 | AWAY | 0- 2 | 0- 1 | 2- 1 | | | | |
| 0- 0 | 0- 0 | 0- 0 | NEUTRAL | 0- 0 | 0- 0 | 0- 0 | | | | |
| 0- 5 | 0- 0 | 0- 0 | CONFERENCE | 0- 1 | 0- 1 | 0- 3 | | | | |
| 0- 3 | 0- 0 | 0- 0 | HOME | 0- 1 | 0- 1 | 0- 1 | | | | |
| 0- 2 | 0- 0 | 0- 0 | AWAY | 0- 0 | 0- 0 | 0- 2 | | | | |
| 0- 0 | 0- 0 | 0- 0 | NEUTRAL | 0- 0 | 0- 0 | 0- 0 | | | | |

| RPI 1-25 | | | | RPI 26-50 | | | | RPI 51-100 | | | | RPI 101+ | | | | Team's RPI: 279 |
|---------------------------|---|----------|-------|-----------|---|-----------------|-------|------------|---|---------------|-------|----------|---|-----------------|-------|-----------------|
| RPI | S | Opponent | Score | RPI | S | Opponent | Score | RPI | S | Opponent | Score | RPI | S | Opponent | Score | |
| | | | | | | | | 75 | A | Virginia Tech | 49 78 | 116 | H | UT Arlington | 53 74 | |
| | | | | | | | | 88 | H | Troy | 81 97 | 135 | A | Stony Brook | 43 72 | |
| | | | | | | | | 95 | A | Georgia | 38 81 | 155 | H | Texas St. | 52 64 | |
| | | | | | | | | | | | | 178 | H | Mercer | 72 79 | |
| | | | | | | | | | | | | 248 | H | Bethune-Cookman | 77 76 | |
| | | | | | | | | | | | | 257 | H | Wofford | 65 81 | |
| | | | | | | | | | | | | 274 | A | Louisiana | 48 59 | |
| | | | | | | | | | | | | 286 | H | Winthrop | 64 55 | |
| | | | | | | | | | | | | 296 | A | Kennesaw St. | 59 78 | |
| | | | | | | | | | | | | 312 | A | La. -Monroe | 57 58 | |
| | | | | | | | | | | | | 322 | A | Presbyterian | 69 68 | |
| | | | | | | | | | | | | 339 | A | Savannah St. | 82 71 | |
| LAST 12 Division I GAMES: | | | | | | | | | | | | | | | | |
| | | | | 88 | H | Troy | 81 97 | 116 | H | UT Arlington | 53 74 | | | | | |
| | | | | 274 | A | Louisiana | 48 59 | 155 | H | Texas St. | 52 64 | | | | | |
| | | | | 312 | A | La. -Monroe | 57 58 | 95 | A | Georgia | 38 81 | | | | | |
| | | | | 248 | H | Bethune-Cookman | 77 76 | 286 | H | Winthrop | 64 55 | | | | | |
| | | | | 135 | A | Stony Brook | 43 72 | 322 | A | Presbyterian | 69 68 | | | | | |
| | | | | 339 | A | Savannah St. | 82 71 | 296 | A | Kennesaw St. | 59 78 | | | | | |

Non-Div I Games: Coastal Ga. 68 46

Ga. Southern

G
a
r
d
n
e
r
-
W
e
b
b

G
a
r
d
n
e
r
-
W
e
b
b

| | | | | | | | | | |
|------------------|----------|----|----|---------------|-----|----|----------|----|----|
| Non-Div I Games: | Converse | 79 | 51 | Warren Wilson | 100 | 37 | Pfeiffer | 82 | 46 |
|------------------|----------|----|----|---------------|-----|----|----------|----|----|

| | | | | | | | | | | |
|-------------------|----------|-----------|----------------|------------|-------------|---------------|------|------|-------|-----------|
| Average RPI Win: | 248 | WON-LOST | WINNING | LAST 10 | STRENGTH OF | OPP. STRENGTH | TEAM | ADJ. | CONF. | ADJ CONF. |
| Average RPI Loss: | 143 | RECORD | PCT. RANK | GAMES | SCHEDULE | OF SCHEDULE | RPI | RPI | RPI | RPI |
| DIV. I ONLY | 9- 8 | 162 | 5-5 | 311 | 159 | 214 | 214 | 17 | 17 | |
| DIV. I NON-CONF. | 8- 5 | 120 | 0- 0 | 324 | 161 | 198 | 198 | 18 | 18 | |
| ----- | | | | | | | | | | |
| TOTALS | RPI 1-25 | RPI 26-50 | W-L RECORDS | RPI 51-100 | RPI 101-150 | RPI 150+ | | | | |
| 9- 8 | 0- 0 | 0- 0 | OVERALL | 0- 2 | 0- 4 | 9- 2 | | | | |
| 5- 3 | 0- 0 | 0- 0 | HOME | 0- 0 | 0- 2 | 5- 1 | | | | |
| 4- 5 | 0- 0 | 0- 0 | AWAY | 0- 2 | 0- 2 | 4- 1 | | | | |
| 0- 0 | 0- 0 | 0- 0 | NEUTRAL | 0- 0 | 0- 0 | 0- 0 | | | | |
| 8- 5 | 0- 0 | 0- 0 | NON-CONFERENCE | 0- 2 | 0- 2 | 8- 1 | | | | |
| 5- 1 | 0- 0 | 0- 0 | HOME | 0- 0 | 0- 1 | 5- 0 | | | | |
| 3- 4 | 0- 0 | 0- 0 | AWAY | 0- 2 | 0- 1 | 3- 1 | | | | |
| 0- 0 | 0- 0 | 0- 0 | NEUTRAL | 0- 0 | 0- 0 | 0- 0 | | | | |
| 1- 3 | 0- 0 | 0- 0 | CONFERENCE | 0- 0 | 0- 2 | 1- 1 | | | | |
| 0- 2 | 0- 0 | 0- 0 | HOME | 0- 0 | 0- 1 | 0- 1 | | | | |
| 1- 1 | 0- 0 | 0- 0 | AWAY | 0- 0 | 0- 1 | 1- 0 | | | | |
| 0- 0 | 0- 0 | 0- 0 | NEUTRAL | 0- 0 | 0- 0 | 0- 0 | | | | |

| RPI 1-25 | | | | RPI 26-50 | | | | RPI 51-100 | | | | RPI 101+ Team's RPI : 214 | | | | | |
|------------------------------|---|-----------------|-------|-----------|-----|----------|----------------------|------------|----|-------------|-------|---------------------------|-----|----------|----------------------|----|----|
| RPI | S | Opponent | Score | RPI | S | Opponent | Score | RPI | S | Opponent | Score | RPI | S | Opponent | Score | | |
| | | | | | | | | 59 | A | Kansas | 56 | 77 | 121 | H | Houston | 56 | 66 |
| | | | | | | | | 98 | A | Washi ngton | 52 | 81 | 131 | A | Davi dson | 59 | 67 |
| | | | | | | | | | | | | | 138 | H | Duquesne | 57 | 60 |
| | | | | | | | | | | | | | 150 | A | Ameri can | 71 | 86 |
| | | | | | | | | | | | | | 192 | A | UMKC | 91 | 84 |
| | | | | | | | | | | | | | 193 | H | Del aware | 72 | 46 |
| | | | | | | | | | | | | | 198 | A | Massachusetts | 70 | 52 |
| | | | | | | | | | | | | | 222 | A | Howard | 59 | 73 |
| | | | | | | | | | | | | | 226 | H | St. Bonaventure | 57 | 68 |
| | | | | | | | | | | | | | 229 | A | Ai r Force | 78 | 71 |
| | | | | | | | | | | | | | 238 | H | Col gate | 64 | 61 |
| | | | | | | | | | | | | | 247 | H | UMES | 70 | 49 |
| | | | | | | | | | | | | | 303 | H | Col . of Charl eston | 66 | 52 |
| | | | | | | | | | | | | | 314 | H | Loyol a Maryl and | 70 | 38 |
| | | | | | | | | | | | | | 317 | A | Eastern Ky. | 91 | 75 |
| LAST 12 Di vi si on I GAMES: | | | | | | | | | | | | | | | | | |
| 198 | A | Massachusetts | 70 | 52 | 131 | A | Davi dson | 59 | 67 | | | | | | | | |
| 138 | H | Duquesne | 57 | 60 | 303 | H | Col . of Charl eston | 66 | 52 | | | | | | | | |
| 226 | H | St. Bonaventure | 57 | 68 | 247 | H | UMES | 70 | 49 | | | | | | | | |
| 98 | A | Washi ngton | 52 | 81 | 121 | H | Houston | 56 | 66 | | | | | | | | |
| 222 | A | Howard | 59 | 73 | 317 | A | Eastern Ky. | 91 | 75 | | | | | | | | |
| 192 | A | UMKC | 91 | 84 | 193 | H | Del aware | 72 | 46 | | | | | | | | |

Non-Div I Games:

George Mason

| | | | | | | | | | | |
|-------------------|----------|-----------|----------------|------------|-------------|---------------|------|------|-------|-----------|
| Average RPI Win: | 165 | WON-LOST | WINNING | LAST 10 | STRENGTH OF | OPP. STRENGTH | TEAM | ADJ. | CONF. | ADJ CONF. |
| Average RPI Loss: | 123 | RECORD | PCT. RANK | GAMES | SCHEDULE | OF SCHEDULE | RPI | RPI | RPI | RPI |
| DIV. I ONLY | 6- 11 | 247 | 4-6 | 82 | 119 | 185 | 185 | 17 | 17 | |
| DIV. I NON-CONF. | 3- 10 | 278 | 0- 0 | 55 | 124 | 236 | 236 | 18 | 18 | |
| ----- | | | | | | | | | | |
| TOTALS | RPI 1-25 | RPI 26-50 | W-L RECORDS | RPI 51-100 | RPI 101-150 | RPI 150+ | | | | |
| 6- 11 | 0- 1 | 0- 3 | OVERALL | 2- 1 | 1- 2 | 3- 4 | | | | |
| 4- 5 | 0- 0 | 0- 2 | HOME | 2- 0 | 1- 1 | 1- 2 | | | | |
| 2- 4 | 0- 0 | 0- 0 | AWAY | 0- 1 | 0- 1 | 2- 2 | | | | |
| 0- 2 | 0- 1 | 0- 1 | NEUTRAL | 0- 0 | 0- 0 | 0- 0 | | | | |
| 3- 10 | 0- 1 | 0- 3 | NON-CONFERENCE | 2- 1 | 0- 1 | 1- 4 | | | | |
| 3- 4 | 0- 0 | 0- 2 | HOME | 2- 0 | 0- 0 | 1- 2 | | | | |
| 0- 4 | 0- 0 | 0- 0 | AWAY | 0- 1 | 0- 1 | 0- 2 | | | | |
| 0- 2 | 0- 1 | 0- 1 | NEUTRAL | 0- 0 | 0- 0 | 0- 0 | | | | |
| 3- 1 | 0- 0 | 0- 0 | CONFERENCE | 0- 0 | 1- 1 | 2- 0 | | | | |
| 1- 1 | 0- 0 | 0- 0 | HOME | 0- 0 | 1- 1 | 0- 0 | | | | |
| 2- 0 | 0- 0 | 0- 0 | AWAY | 0- 0 | 0- 0 | 2- 0 | | | | |
| 0- 0 | 0- 0 | 0- 0 | NEUTRAL | 0- 0 | 0- 0 | 0- 0 | | | | |

| RPI 1-25 | | | | RPI 26-50 | | | | RPI 51-100 | | | | RPI 101+ | | | | Team's RPI: 185 |
|---------------------------|---|--------------|--------------|-----------|---|----------------|--------------|------------|---|---------------|--------------|----------|---|----------------|--------------|-----------------|
| RPI | S | Opponent | Score | RPI | S | Opponent | Score | RPI | S | Opponent | Score | RPI | S | Opponent | Score | |
| 8 | N | NC State | 61 69 | 29 | H | Maryland | 30 69 | 57 | A | James Madison | 37 50 | 103 | H | Dayton | 46 45 | |
| | | | | 43 | H | Villanova | 45 60 | 84 | H | Princeton | 64 49 | 137 | H | Fordham | 38 50 | |
| | | | | 44 | N | Georgia Tech | 55 70 | 91 | H | Towson | 76 63 | 139 | A | South Fla. | 30 63 | |
| | | | | | | | | | | | | 159 | A | William & Mary | 59 73 | |
| | | | | | | | | | | | | 173 | A | Rhode Island | 64 59 | |
| | | | | | | | | | | | | 178 | H | Mercer | 53 61 | |
| | | | | | | | | | | | | 231 | H | Monmouth | 51 55 | |
| | | | | | | | | | | | | 268 | A | La Salle | 67 59 | |
| | | | | | | | | | | | | 273 | H | Memphis | 51 38 | |
| | | | | | | | | | | | | 328 | A | Iona | 43 52 | |
| ----- | | | | | | | | | | | | | | | | |
| LAST 12 Division I GAMES: | | | | | | | | | | | | | | | | |
| 268 | A | La Salle | 67 59 | 137 | H | Fordham | 38 50 | | | | | | | | | |
| 103 | H | Dayton | 46 45 | 273 | H | Memphis | 51 38 | | | | | | | | | |
| 173 | A | Rhode Island | 64 59 | 159 | A | William & Mary | 59 73 | | | | | | | | | |
| 231 | H | Monmouth | 51 55 | 178 | H | Mercer | 53 61 | | | | | | | | | |
| 91 | H | Towson | 76 63 | 139 | A | South Fla. | 30 63 | | | | | | | | | |
| 8 | N | NC State | 61 69 | 43 | H | Villanova | 45 60 | | | | | | | | | |

Non-Div I Games:

George Washington

Loss,
Non-Conf, S Site, H Home
A Away
N Neutral

| Average RPI | | Win: 192 | WON-LOST RECORD | WINNING PCT. RANK | LAST 10 GAMES | STRENGTH OF SCHEDULE | OPP. STRENGTH OF SCHEDULE | TEAM RPI | ADJ. RPI | CONF. RPI | ADJ. CONF. RPI |
|------------------|------|----------|-----------------|-------------------|----------------|----------------------|---------------------------|-------------|----------|-----------|----------------|
| Loss: 40 | | | | | | | | | | | |
| DIV. I ONLY | | | 8- 9 | 185 | 4-6 | 21 | 61 | 94 | 94 | 5 | 5 |
| DIV. I NON-CONF. | | | 6- 5 | 143 | 0- 0 | 43 | 94 | 93 | 93 | 4 | 4 |
| TOTALS | | RPI 1-25 | | RPI 26-50 | W-L RECORDS | | RPI 51-100 | RPI 101-150 | | RPI 150+ | |
| 8- 9 | 0- 4 | | | 0- 2 | OVERALL | | 2- 2 | 1- 1 | | 5- 0 | |
| 5- 5 | 0- 3 | | | 0- 1 | HOME | | 1- 0 | 1- 1 | | 3- 0 | |
| 3- 2 | 0- 0 | | | 0- 0 | AWAY | | 1- 2 | 0- 0 | | 2- 0 | |
| 0- 2 | 0- 1 | | | 0- 1 | NEUTRAL | | 0- 0 | 0- 0 | | 0- 0 | |
| 6- 5 | 0- 2 | | | 0- 1 | NON-CONFERENCE | | 1- 1 | 1- 1 | | 4- 0 | |
| 4- 2 | 0- 1 | | | 0- 0 | HOME | | 1- 0 | 1- 1 | | 2- 0 | |
| 2- 1 | 0- 0 | | | 0- 0 | AWAY | | 0- 1 | 0- 0 | | 2- 0 | |
| 0- 2 | 0- 1 | | | 0- 1 | NEUTRAL | | 0- 0 | 0- 0 | | 0- 0 | |
| 2- 4 | 0- 2 | | | 0- 1 | CONFERENCE | | 1- 1 | 0- 0 | | 1- 0 | |
| 1- 3 | 0- 2 | | | 0- 1 | HOME | | 0- 0 | 0- 0 | | 1- 0 | |
| 1- 1 | 0- 0 | | | 0- 0 | AWAY | | 1- 1 | 0- 0 | | 0- 0 | |
| 0- 0 | 0- 0 | | | 0- 0 | NEUTRAL | | 0- 0 | 0- 0 | | 0- 0 | |

| RPI 1-25 | | | | | RPI 26-50 | | | | | RPI 51-100 | | | | | RPI 101+ | | | | |
|---------------------------|---|-----------|-------|----|-----------|---|------------|-------|----|------------|---|---------------|-------|----|----------|---|----------|-------|----|
| RPI | S | Opponent | Score | | RPI | S | Opponent | Score | | RPI | S | Opponent | Score | | RPI | S | Opponent | Score | |
| 2 | N | Baylor | 46 | 67 | 32 | H | DePaul | 64 | 69 | 57 | A | James Madison | 57 | 69 | 136 | H | VCU | 45 | 47 |
| 8 | H | NC State | 65 | 76 | 35 | N | Buffalo | 64 | 73 | 60 | A | Creighton | 38 | 65 | 137 | H | Fordham | 58 | 38 |
| 12 | H | Marquette | 62 | 72 | | | | | | 80 | H | Pittsburgh | 70 | 41 | 171 | H | Xavier | 68 | 61 |
| 18 | H | Butler | 50 | 59 | | | | | | 93 | A | Providence | 68 | 52 | 208 | A | Rider | 79 | 49 |
| | | | | | | | | | | | | | | | | | | | |
| LAST 12 Division I GAMES: | | | | | | | | | | | | | | | | | | | |
| 12 | H | Marquette | 62 | 72 | 93 | A | Providence | 68 | 52 | | | | | | | | | | |
| 32 | H | DePaul | 64 | 69 | 18 | H | Butler | 50 | 59 | | | | | | | | | | |
| 60 | A | Creighton | 38 | 65 | 171 | H | Xavier | 68 | 61 | | | | | | | | | | |
| 137 | H | Fordham | 58 | 38 | 208 | A | Rider | 79 | 49 | | | | | | | | | | |
| 2 | N | Baylor | 46 | 67 | 8 | H | NC State | 65 | 76 | | | | | | | | | | |
| 35 | N | Buffalo | 64 | 73 | 136 | H | VCU | 45 | 47 | | | | | | | | | | |

Non-Div I Games:

Georgetown

| | | | | | | | | | | |
|-------------------|----------|-----------|----------------|------------|-------------|---------------|------|------|-------|-----------|
| Average RPI Win: | 234 | WON-LOST | WINNING | LAST 10 | STRENGTH OF | OPP. STRENGTH | TEAM | ADJ. | CONF. | ADJ CONF. |
| Average RPI Loss: | 33 | RECORD | PCT. RANK | GAMES | SCHEDULE | OF SCHEDULE | RPI | RPI | RPI | RPI |
| DIV. I ONLY | 12- 6 | 85 | 7-3 | 162 | 99 | 95 | 95 | 6 | 6 | |
| DIV. I NON-CONF. | 9- 4 | 85 | 0- 0 | 279 | 212 | 167 | 167 | 6 | 6 | |
| ----- | | | | | | | | | | |
| TOTALS | RPI 1-25 | RPI 26-50 | W-L RECORDS | RPI 51-100 | RPI 101-150 | RPI 150+ | | | | |
| 12- 6 | 0- 1 | 1- 5 | OVERALL | 1- 0 | 0- 0 | 10- 0 | | | | |
| 10- 0 | 0- 0 | 1- 0 | HOME | 1- 0 | 0- 0 | 8- 0 | | | | |
| 1- 5 | 0- 1 | 0- 4 | AWAY | 0- 0 | 0- 0 | 1- 0 | | | | |
| 1- 1 | 0- 0 | 0- 1 | NEUTRAL | 0- 0 | 0- 0 | 1- 0 | | | | |
| 9- 4 | 0- 0 | 0- 4 | NON-CONFERENCE | 0- 0 | 0- 0 | 9- 0 | | | | |
| 8- 0 | 0- 0 | 0- 0 | HOME | 0- 0 | 0- 0 | 8- 0 | | | | |
| 0- 3 | 0- 0 | 0- 3 | AWAY | 0- 0 | 0- 0 | 0- 0 | | | | |
| 1- 1 | 0- 0 | 0- 1 | NEUTRAL | 0- 0 | 0- 0 | 1- 0 | | | | |
| 3- 2 | 0- 1 | 1- 1 | CONFERENCE | 1- 0 | 0- 0 | 1- 0 | | | | |
| 2- 0 | 0- 0 | 1- 0 | HOME | 1- 0 | 0- 0 | 0- 0 | | | | |
| 1- 2 | 0- 1 | 0- 1 | AWAY | 0- 0 | 0- 0 | 1- 0 | | | | |
| 0- 0 | 0- 0 | 0- 0 | NEUTRAL | 0- 0 | 0- 0 | 0- 0 | | | | |

| RPI | S | Opponent | Score | RPI | S | Opponent | Score | RPI | S | Opponent | Score | RPI | S | Opponent | Score |
|---------------------------|---|-----------------|-------|-----|---|--------------|-------|-----|---|----------|-------|-----|---|-----------------|-------|
| 9 | A | Mississippi St. | 71 80 | 29 | N | Maryland | 51 58 | 70 | H | LSU | 63 50 | 174 | A | Vanderbilt | 71 64 |
| | | | | 33 | A | Missouri | 35 61 | | | | | 178 | H | Mercer | 67 60 |
| | | | | 39 | H | Tennessee | 66 62 | | | | | 226 | H | St. Bonaventure | 67 40 |
| | | | | 41 | A | UCLA | 69 80 | | | | | 236 | H | Furman | 61 38 |
| | | | | 43 | A | Villanova | 56 62 | | | | | 279 | H | Ga. Southern | 81 38 |
| | | | | 44 | A | Georgia Tech | 53 63 | | | | | 286 | H | Winthrop | 85 39 |
| | | | | | | | | | | | | 322 | H | Presbyterian | 83 59 |
| | | | | | | | | | | | | 326 | N | Morgan St. | 60 33 |
| | | | | | | | | | | | | 331 | H | Lipscomb | 77 45 |
| | | | | | | | | | | | | 341 | H | Charleston So. | 83 75 |
| ----- | | | | | | | | | | | | | | | |
| LAST 12 Division I GAMES: | | | | | | | | | | | | | | | |
| 33 | A | Missouri | 35 61 | 174 | A | Vanderbilt | 71 64 | | | | | | | | |
| 39 | H | Tennessee | 66 62 | 70 | H | LSU | 63 50 | | | | | | | | |
| 9 | A | Mississippi St. | 71 80 | 322 | H | Presbyterian | 83 59 | | | | | | | | |
| 236 | H | Furman | 61 38 | 279 | H | Ga. Southern | 81 38 | | | | | | | | |
| 341 | H | Charleston So. | 83 75 | 331 | H | Lipscomb | 77 45 | | | | | | | | |
| 178 | H | Mercer | 67 60 | 43 | A | Villanova | 56 62 | | | | | | | | |

Non-Div I Games:

Georgia

| | | | | | | | | | | |
|-------------------|----------|-----------|----------------|------------|-------------|---------------|------|------|-------|-----------|
| Average RPI Win: | 281 | WON-LOST | WINNING | LAST 10 | STRENGTH OF | OPP. STRENGTH | TEAM | ADJ. | CONF. | ADJ CONF. |
| Average RPI Loss: | 128 | RECORD | PCT. RANK | GAMES | SCHEDULE | OF SCHEDULE | RPI | RPI | RPI | RPI |
| DIV. I ONLY | 8- 8 | 169 | 5-5 | 206 | 315 | 194 | 194 | 15 | 15 | |
| DIV. I NON-CONF. | 6- 5 | 143 | 0- 0 | 244 | 287 | 190 | 190 | 15 | 15 | |
| ----- | | | | | | | | | | |
| TOTALS | RPI 1-25 | RPI 26-50 | W-L RECORDS | RPI 51-100 | RPI 101-150 | RPI 150+ | | | | |
| 8- 8 | 0- 1 | 0- 1 | OVERALL | 0- 1 | 1- 1 | 7- 4 | | | | |
| 5- 3 | 0- 0 | 0- 1 | HOME | 0- 0 | 1- 0 | 4- 2 | | | | |
| 3- 5 | 0- 1 | 0- 0 | AWAY | 0- 1 | 0- 1 | 3- 2 | | | | |
| 0- 0 | 0- 0 | 0- 0 | NEUTRAL | 0- 0 | 0- 0 | 0- 0 | | | | |
| 6- 5 | 0- 1 | 0- 1 | NON-CONFERENCE | 0- 1 | 0- 1 | 6- 1 | | | | |
| 4- 1 | 0- 0 | 0- 1 | HOME | 0- 0 | 0- 0 | 4- 0 | | | | |
| 2- 4 | 0- 1 | 0- 0 | AWAY | 0- 1 | 0- 1 | 2- 1 | | | | |
| 0- 0 | 0- 0 | 0- 0 | NEUTRAL | 0- 0 | 0- 0 | 0- 0 | | | | |
| 2- 3 | 0- 0 | 0- 0 | CONFERENCE | 0- 0 | 1- 0 | 1- 3 | | | | |
| 1- 2 | 0- 0 | 0- 0 | HOME | 0- 0 | 1- 0 | 0- 2 | | | | |
| 1- 1 | 0- 0 | 0- 0 | AWAY | 0- 0 | 0- 0 | 1- 1 | | | | |
| 0- 0 | 0- 0 | 0- 0 | NEUTRAL | 0- 0 | 0- 0 | 0- 0 | | | | |

| RPI 1-25 | | | | RPI 26-50 | | | | RPI 51-100 | | | | RPI 101+ | | | | Team's RPI: 194 |
|---------------------------|---|---------------|-------|-----------|---|------------------|-------|------------|---|--------------|-------|----------|---|------------------|-------|-----------------|
| RPI | S | Opponent | Score | RPI | S | Opponent | Score | RPI | S | Opponent | Score | RPI | S | Opponent | Score | |
| 21 | A | Florida St. | 43 79 | 44 | H | Georgia Tech | 71 78 | 64 | A | Middle Tenn. | 54 69 | 116 | H | UT Arlington | 50 48 | |
| | | | | | | | | | | | | 117 | A | Rice | 49 66 | |
| | | | | | | | | | | | | 152 | H | South Alabama | 59 68 | |
| | | | | | | | | | | | | 155 | H | Texas St. | 60 69 | |
| | | | | | | | | | | | | 196 | A | Jacksonville St. | 56 61 | |
| | | | | | | | | | | | | 248 | H | Bethune-Cookman | 62 57 | |
| | | | | | | | | | | | | 274 | A | Louisiana | 54 57 | |
| | | | | | | | | | | | | 289 | A | Fla. Atlantic | 75 59 | |
| | | | | | | | | | | | | 296 | H | Kennesaw St. | 79 73 | |
| | | | | | | | | | | | | 312 | A | La.-Monroe | 56 41 | |
| | | | | | | | | | | | | 315 | A | FIU | 67 61 | |
| | | | | | | | | | | | | 320 | H | UNC Greensboro | 70 63 | |
| | | | | | | | | | | | | 348 | H | N.C. Central | 65 54 | |
| ----- | | | | | | | | | | | | | | | | |
| LAST 12 Division I GAMES: | | | | | | | | | | | | | | | | |
| 152 | H | South Alabama | 59 68 | 155 | H | Texas St. | 60 69 | | | | | | | | | |
| 312 | A | La.-Monroe | 56 41 | 116 | H | UT Arlington | 50 48 | | | | | | | | | |
| 274 | A | Louisiana | 54 57 | 21 | A | Florida St. | 43 79 | | | | | | | | | |
| 296 | H | Kennesaw St. | 79 73 | 248 | H | Bethune-Cookman | 62 57 | | | | | | | | | |
| 44 | H | Georgia Tech | 71 78 | 348 | H | N.C. Central | 65 54 | | | | | | | | | |
| 64 | A | Middle Tenn. | 54 69 | 196 | A | Jacksonville St. | 56 61 | | | | | | | | | |

Non-Div I Games:

Georgia St.

| | | | | | | | | | | |
|-------------------|----------|-----------|----------------|------------|-------------|---------------|------|------|-------|-----------|
| Average RPI Win: | 171 | WON-LOST | WINNING | LAST 10 | STRENGTH OF | OPP. STRENGTH | TEAM | ADJ. | CONF. | ADJ CONF. |
| Average RPI Loss: | 50 | RECORD | PCT. RANK | GAMES | SCHEDULE | OF SCHEDULE | RPI | RPI | RPI | RPI |
| DIV. I ONLY | 12- 6 | 85 | 6-4 | 55 | 42 | 44 | 44 | 1 | 1 | |
| DIV. I NON-CONF. | 10- 3 | 59 | 0- 0 | 165 | 137 | 65 | 65 | 1 | 1 | |
| ----- | | | | | | | | | | |
| TOTALS | RPI 1-25 | RPI 26-50 | W-L RECORDS | RPI 51-100 | RPI 101-150 | RPI 150+ | | | | |
| 12- 6 | 0- 2 | 1- 2 | OVERALL | 3- 0 | 2- 2 | 6- 0 | | | | |
| 7- 1 | 0- 1 | 1- 0 | HOME | 1- 0 | 1- 0 | 4- 0 | | | | |
| 2- 4 | 0- 1 | 0- 2 | AWAY | 1- 0 | 0- 1 | 1- 0 | | | | |
| 3- 1 | 0- 0 | 0- 0 | NEUTRAL | 1- 0 | 1- 1 | 1- 0 | | | | |
| 10- 3 | 0- 0 | 0- 1 | NON-CONFERENCE | 2- 0 | 2- 2 | 6- 0 | | | | |
| 6- 0 | 0- 0 | 0- 0 | HOME | 1- 0 | 1- 0 | 4- 0 | | | | |
| 1- 2 | 0- 0 | 0- 1 | AWAY | 0- 0 | 0- 1 | 1- 0 | | | | |
| 3- 1 | 0- 0 | 0- 0 | NEUTRAL | 1- 0 | 1- 1 | 1- 0 | | | | |
| 2- 3 | 0- 2 | 1- 1 | CONFERENCE | 1- 0 | 0- 0 | 0- 0 | | | | |
| 1- 1 | 0- 1 | 1- 0 | HOME | 0- 0 | 0- 0 | 0- 0 | | | | |
| 1- 2 | 0- 1 | 0- 1 | AWAY | 1- 0 | 0- 0 | 0- 0 | | | | |
| 0- 0 | 0- 0 | 0- 0 | NEUTRAL | 0- 0 | 0- 0 | 0- 0 | | | | |

| RPI 1-25 | | | | RPI 26-50 | | | | Team's RPI: 44 | | | | RPI 51-100 | | | | RPI 101+ | | | |
|---------------------------|---|-------------|-------|-----------|---|----------------|-------|----------------|---|----------------|-------|------------|---|-------------------|-------|----------|---|----------|-------|
| RPI | S | Opponent | Score | RPI | S | Opponent | Score | RPI | S | Opponent | Score | RPI | S | Opponent | Score | RPI | S | Opponent | Score |
| 1 | H | Notre Dame | 55 76 | 29 | A | Maryland | 54 67 | 85 | A | Boston College | 81 76 | 103 | N | Dayton | 66 85 | | | | |
| 7 | A | Louisville | 44 61 | 37 | A | Clemson | 61 71 | 87 | N | Seton Hall | 84 73 | 107 | N | Idaho St. | 74 51 | | | | |
| | | | | 48 | H | Duke | 70 64 | 95 | H | Georgia | 63 53 | 112 | H | Appalachian St. | 71 53 | | | | |
| | | | | | | | | | | | | 121 | A | Houston | 89 95 | | | | |
| | | | | | | | | | | | | 185 | N | George Washington | 70 55 | | | | |
| | | | | | | | | | | | | 194 | A | Georgia St. | 78 71 | | | | |
| | | | | | | | | | | | | 257 | H | Wofford | 81 40 | | | | |
| | | | | | | | | | | | | 263 | H | Alabama St. | 69 42 | | | | |
| | | | | | | | | | | | | 296 | H | Kennesaw St. | 60 35 | | | | |
| | | | | | | | | | | | | 318 | H | Western Caro. | 84 49 | | | | |
| LAST 12 Division I GAMES: | | | | | | | | | | | | | | | | | | | |
| 37 | A | Clemson | 61 71 | 1 | H | Notre Dame | 55 76 | | | | | | | | | | | | |
| 7 | A | Louisville | 44 61 | 85 | A | Boston College | 81 76 | | | | | | | | | | | | |
| 48 | H | Duke | 70 64 | 257 | H | Wofford | 81 40 | | | | | | | | | | | | |
| 263 | H | Alabama St. | 69 42 | 103 | N | Dayton | 66 85 | | | | | | | | | | | | |
| 194 | A | Georgia St. | 78 71 | 87 | N | Seton Hall | 84 73 | | | | | | | | | | | | |
| 29 | A | Maryland | 54 67 | 296 | H | Kennesaw St. | 60 35 | | | | | | | | | | | | |

Non-Div I Games:

Georgia Tech

Average RPI Win: 116

Average RPI Loss: 10

WON-LOST
RECORDWINNING
PCT. RANKLAST 10
GAMESSTRENGTH OF
SCHEDULEOPP. STRENGTH
OF SCHEDULETEAM
RPIADJ.
RPICONF.
RPIADJ CONF.
RPIDIV. I ONLY
DIV. I NON-CONF.16- 2
11- 111
139-1
1- 033
527
310
1010
107
77
7

TOTALS

RPI 1-25

RPI 26-50

W-L RECORDS

RPI 51-100

RPI 101-150

RPI 150+

16- 2

2- 2

0- 0

OVERALL

3- 0

6- 0

5- 0

9- 0

1- 0

0- 0

HOME

3- 0

3- 0

2- 0

5- 1

0- 1

0- 0

AWAY

0- 0

2- 0

3- 0

2- 1

1- 1

0- 0

NEUTRAL

0- 0

1- 0

0- 0

11- 1

2- 1

0- 0

NON-CONFERENCE

1- 0

4- 0

4- 0

6- 0

1- 0

0- 0

HOME

1- 0

2- 0

2- 0

3- 0

0- 0

0- 0

AWAY

0- 0

1- 0

2- 0

2- 1

1- 1

0- 0

NEUTRAL

0- 0

1- 0

0- 0

5- 1

0- 1

0- 0

CONFERENCE

2- 0

2- 0

1- 0

3- 0

0- 0

0- 0

HOME

2- 0

1- 0

0- 0

2- 1

0- 1

0- 0

AWAY

0- 0

1- 0

1- 0

0- 0

0- 0

0- 0

NEUTRAL

0- 0

0- 0

0- 0

RPI 1-25

Team's RPI: 10

RPI 26-50

RPI 51-100

RPI 101+

| RPI | S | Opponent | Score |
|-----|---|------------|-------|
| 1 | N | Notre Dame | 65 81 |
| 4 | H | Stanford | 79 73 |
| 17 | N | Rutgers | 57 40 |
| 19 | A | BYU | 68 70 |

| RPI | S | Opponent | Score |
|-----|---|----------|-------|
|-----|---|----------|-------|

| RPI | S | Opponent | Score |
|-----|---|-------------------|-------|
| 53 | H | Saint Mary's (CA) | 74 62 |
| 65 | H | Pacific | 88 65 |
| 100 | H | Washington St. | 76 53 |

| RPI | S | Opponent | Score |
|-----|---|------------------|-------|
| 106 | N | Western Ky. | 76 55 |
| 107 | H | Idaho St. | 70 51 |
| 110 | A | Missouri St. | 70 67 |
| 113 | H | Idaho | 88 51 |
| 130 | A | Loyola Marymount | 78 53 |
| 133 | H | Portland | 97 71 |
| 154 | H | Montana | 76 52 |
| 168 | A | Pepperdine | 79 54 |
| 179 | H | Colorado St. | 50 39 |
| 184 | A | Eastern Wash. | 63 51 |
| 239 | A | UNLV | 70 59 |

LAST 12 Division I GAMES:

| | | | | | | | | | |
|-----|---|----------------|----|----|-----|---|-------------------|----|----|
| 106 | N | Western Ky. | 76 | 55 | 133 | H | Portland | 97 | 71 |
| 17 | N | Rutgers | 57 | 40 | 65 | H | Pacific | 88 | 65 |
| 19 | A | BYU | 68 | 70 | 53 | H | Saint Mary's (CA) | 74 | 62 |
| 110 | A | Missouri St. | 70 | 67 | 168 | A | Pepperdine | 79 | 54 |
| 100 | H | Washington St. | 76 | 53 | 130 | A | Loyola Marymount | 78 | 53 |
| 4 | H | Stanford | 79 | 73 | 113 | H | Idaho | 88 | 51 |

| | | | | | | | | | | |
|-------------------|----------|-----------|----------------|------------|-------------|---------------|------|------|-------|-----------|
| Average RPI Win: | 226 | WON-LOST | WINNING | LAST 10 | STRENGTH OF | OPP. STRENGTH | TEAM | ADJ. | CONF. | ADJ CONF. |
| Average RPI Loss: | 121 | RECORD | PCT. RANK | GAMES | SCHEDULE | OF SCHEDULE | RPI | RPI | RPI | RPI |
| DIV. I ONLY | 6- 10 | 237 | 5-5 | 141 | 180 | 175 | 175 | 29 | 29 | |
| DIV. I NON-CONF. | 3- 9 | 271 | 0- 0 | 36 | 126 | 168 | 168 | 26 | 26 | |
| ----- | | | | | | | | | | |
| TOTALS | RPI 1-25 | RPI 26-50 | W-L RECORDS | RPI 51-100 | RPI 101-150 | RPI 150+ | | | | |
| 6- 10 | 1- 1 | 0- 1 | OVERALL | 0- 3 | 1- 2 | 4- 3 | | | | |
| 2- 1 | 0- 0 | 0- 0 | HOME | 0- 0 | 0- 0 | 2- 1 | | | | |
| 2- 8 | 0- 0 | 0- 1 | AWAY | 0- 3 | 0- 2 | 2- 2 | | | | |
| 2- 1 | 1- 1 | 0- 0 | NEUTRAL | 0- 0 | 1- 0 | 0- 0 | | | | |
| 3- 9 | 1- 1 | 0- 1 | NON-CONFERENCE | 0- 3 | 1- 2 | 1- 2 | | | | |
| 1- 0 | 0- 0 | 0- 0 | HOME | 0- 0 | 0- 0 | 1- 0 | | | | |
| 0- 8 | 0- 0 | 0- 1 | AWAY | 0- 3 | 0- 2 | 0- 2 | | | | |
| 2- 1 | 1- 1 | 0- 0 | NEUTRAL | 0- 0 | 1- 0 | 0- 0 | | | | |
| 3- 1 | 0- 0 | 0- 0 | CONFERENCE | 0- 0 | 0- 0 | 3- 1 | | | | |
| 1- 1 | 0- 0 | 0- 0 | HOME | 0- 0 | 0- 0 | 1- 1 | | | | |
| 2- 0 | 0- 0 | 0- 0 | AWAY | 0- 0 | 0- 0 | 2- 0 | | | | |
| 0- 0 | 0- 0 | 0- 0 | NEUTRAL | 0- 0 | 0- 0 | 0- 0 | | | | |

| RPI 1-25 | | | | RPI 26-50 | | | | RPI 51-100 | | | | RPI 101+ Team's RPI: 175 | | | |
|---------------------------|---|--------------|-------|-----------|---|------------------|-------|------------|---|--------------|-------|--------------------------|---|------------------|-------|
| RPI | S | Opponent | Score | RPI | S | Opponent | Score | RPI | S | Opponent | Score | RPI | S | Opponent | Score |
| 20 | N | Indiana | 65 62 | 49 | A | Auburn | 48 97 | 59 | A | Kansas | 45 76 | 116 | A | UT Arlington | 54 78 |
| 23 | N | South Dakota | 53 67 | | | | | 78 | A | Oklahoma St. | 40 86 | 130 | N | Loyola Marymount | 62 61 |
| | | | | | | | | 97 | A | Alabama | 55 73 | 139 | A | South Fla. | 50 67 |
| | | | | | | | | | | | | 170 | H | Southern U. | 81 86 |
| | | | | | | | | | | | | 211 | A | Southern Miss. | 47 68 |
| | | | | | | | | | | | | 258 | A | Alabama A&M | 63 51 |
| | | | | | | | | | | | | 263 | A | Alabama St. | 80 72 |
| | | | | | | | | | | | | 267 | A | Wichita St. | 61 70 |
| | | | | | | | | | | | | 334 | H | McNeese | 75 51 |
| | | | | | | | | | | | | 350 | H | Alcorn | 61 56 |
| LAST 12 Division I GAMES: | | | | | | | | | | | | | | | |
| 350 | H | Alcorn | 61 56 | 263 | A | Alabama St. | 80 72 | | | | | | | | |
| 170 | H | Southern U. | 81 86 | 78 | A | Oklahoma St. | 40 86 | | | | | | | | |
| 258 | A | Alabama A&M | 63 51 | 130 | N | Loyola Marymount | 62 61 | | | | | | | | |
| 267 | A | Wichita St. | 61 70 | 20 | N | Indiana | 65 62 | | | | | | | | |
| 59 | A | Kansas | 45 76 | 23 | N | South Dakota | 53 67 | | | | | | | | |
| 97 | A | Alabama | 55 73 | 139 | A | South Fla. | 50 67 | | | | | | | | |

Non-Div I Games:

Grambling

Average RPI Loss: 207

| | | | | | | | | | |
|------------------|----------|-----------|----------------|------------|-------------|----------|-----|----|----|
| DIV. I ONLY | 4- 11 | 283 | 2-8 | 338 | 297 | 338 | 338 | 30 | 30 |
| DIV. I NON-CONF. | 2- 8 | 293 | 0- 0 | 310 | 301 | 343 | 343 | 30 | 30 |
| TOTALS | RPI 1-25 | RPI 26-50 | W-L RECORDS | RPI 51-100 | RPI 101-150 | RPI 150+ | | | |
| 4- 11 | 0- 0 | 0- 0 | OVERALL | 0- 0 | 0- 3 | 4- 8 | | | |
| 3- 4 | 0- 0 | 0- 0 | HOME | 0- 0 | 0- 2 | 3- 2 | | | |
| 1- 7 | 0- 0 | 0- 0 | AWAY | 0- 0 | 0- 1 | 1- 6 | | | |
| 0- 0 | 0- 0 | 0- 0 | NEUTRAL | 0- 0 | 0- 0 | 0- 0 | | | |
| 2- 8 | 0- 0 | 0- 0 | NON-CONFERENCE | 0- 0 | 0- 3 | 2- 5 | | | |
| 2- 3 | 0- 0 | 0- 0 | HOME | 0- 0 | 0- 2 | 2- 1 | | | |
| 0- 5 | 0- 0 | 0- 0 | AWAY | 0- 0 | 0- 1 | 0- 4 | | | |
| 0- 0 | 0- 0 | 0- 0 | NEUTRAL | 0- 0 | 0- 0 | 0- 0 | | | |
| 2- 3 | 0- 0 | 0- 0 | CONFERENCE | 0- 0 | 0- 0 | 2- 3 | | | |
| 1- 1 | 0- 0 | 0- 0 | HOME | 0- 0 | 0- 0 | 1- 1 | | | |
| 1- 2 | 0- 0 | 0- 0 | AWAY | 0- 0 | 0- 0 | 1- 2 | | | |
| 0- 0 | 0- 0 | 0- 0 | NEUTRAL | 0- 0 | 0- 0 | 0- 0 | | | |

| RPI | S | Opponent | Score |
|------------------|---|------------------|-------|
| RPI 1-25 | | | |
| RPI | S | Opponent | Score |
| RPI 26-50 | | | |
| RPI | S | Opponent | Score |
| RPI 51-100 | | | |
| RPI | S | Opponent | Score |
| Team's RPI : 338 | | | |
| RPI 101+ | | | |
| RPI | S | Opponent | Score |
| 129 | A | UNCW | 55 77 |
| 143 | H | Portland St. | 55 60 |
| 149 | H | Indiana St. | 81 88 |
| 154 | H | Montana | 47 69 |
| 166 | A | Santa Clara | 55 75 |
| 188 | H | New Mexico St. | 54 51 |
| 207 | A | East Carolina | 47 59 |
| 217 | A | Utah Valley | 46 57 |
| 220 | A | Long Beach St. | 50 57 |
| 249 | H | UTRGV | 50 66 |
| 304 | A | UC Santa Barbara | 55 66 |
| 321 | H | Incarinate Word | 74 63 |
| 335 | A | Seattle U | 74 73 |
| 340 | A | Chicago St. | 48 50 |
| 351 | H | LIU Brooklyn | 65 62 |

Grand Canyon

| Average RPI | Win: | 171 | WON-LOST | WINNING | LAST 10 | STRENGTH OF | OPP. STRENGTH | TEAM | ADJ. | CONF. | ADJ CONF. |
|------------------|----------|------|-----------|-----------|----------------|-------------|---------------|------|-------------|-------|-----------|
| Average RPI | Loss: | 41 | RECORD | PCT. RANK | GAMES | SCHEDULE | OF SCHEDULE | RPI | RPI | RPI | RPI |
| DIV. I ONLY | | 9- 6 | 113 | 7-3 | 49 | 64 | 46 | 46 | 19 | 19 | |
| DIV. I NON-CONF. | | 4- 5 | 190 | 0- 0 | 6 | 9 | 35 | 35 | 17 | 17 | |
| ----- | | | | | | | | | | | |
| TOTALS | RPI 1-25 | | RPI 26-50 | | W-L RECORDS | | RPI 51-100 | | RPI 101-150 | | RPI 150+ |
| 9- 6 | 0- 2 | | 1- 2 | | OVERALL | | 1- 2 | | 2- 0 | | 5- 0 |
| 5- 1 | 0- 0 | | 0- 0 | | HOME | | 1- 1 | | 2- 0 | | 2- 0 |
| 4- 5 | 0- 2 | | 1- 2 | | AWAY | | 0- 1 | | 0- 0 | | 3- 0 |
| 0- 0 | 0- 0 | | 0- 0 | | NEUTRAL | | 0- 0 | | 0- 0 | | 0- 0 |
| 4- 5 | 0- 2 | | 1- 2 | | NON-CONFERENCE | | 1- 1 | | 1- 0 | | 1- 0 |
| 3- 1 | 0- 0 | | 0- 0 | | HOME | | 1- 1 | | 1- 0 | | 1- 0 |
| 1- 4 | 0- 2 | | 1- 2 | | AWAY | | 0- 0 | | 0- 0 | | 0- 0 |
| 0- 0 | 0- 0 | | 0- 0 | | NEUTRAL | | 0- 0 | | 0- 0 | | 0- 0 |
| 5- 1 | 0- 0 | | 0- 0 | | CONFERENCE | | 0- 1 | | 1- 0 | | 4- 0 |
| 2- 0 | 0- 0 | | 0- 0 | | HOME | | 0- 0 | | 1- 0 | | 1- 0 |
| 3- 1 | 0- 0 | | 0- 0 | | AWAY | | 0- 1 | | 0- 0 | | 3- 0 |
| 0- 0 | 0- 0 | | 0- 0 | | NEUTRAL | | 0- 0 | | 0- 0 | | 0- 0 |

| RPI 1-25 | | | | RPI 26-50 | | | | RPI 51-100 | | | | RPI 101+ | | | |
|---------------------------|---|------------------|-------|-----------|---|------------------|-------|------------|---|--------------|-------|----------|---|----------------|-------|
| RPI | S | Opponent | Score | RPI | S | Opponent | Score | RPI | S | Opponent | Score | RPI | S | Opponent | Score |
| 12 | A | Marquette | 54 80 | 26 | A | South Dakota St. | 47 77 | 73 | H | Northwestern | 55 57 | 101 | H | Youngstown St. | 60 42 |
| 23 | A | South Dakota | 49 55 | 32 | A | DePaul | 64 73 | 79 | A | Wright St. | 67 85 | 103 | H | Dayton | 51 35 |
| | | | | 33 | A | Missouri | 56 49 | 89 | H | Maine | 70 39 | 160 | H | Wisconsin | 55 46 |
| | | | | | | | | | | | | 181 | A | Milwaukee | 76 62 |
| | | | | | | | | | | | | 260 | H | Cleveland St. | 62 53 |
| | | | | | | | | | | | | 285 | A | Northern Ky. | 81 61 |
| | | | | | | | | | | | | 323 | A | Detroit Mercy | 65 40 |
| ----- | | | | | | | | | | | | | | | |
| LAST 12 Division I GAMES: | | | | | | | | | | | | | | | |
| 323 | A | Detroit Mercy | 65 40 | 285 | A | Northern Ky. | 81 61 | 79 | A | Wright St. | 67 85 | 12 | A | Marquette | 54 80 |
| 101 | H | Youngstown St. | 60 42 | 79 | A | Wright St. | 67 85 | 181 | A | Milwaukee | 76 62 | 160 | H | Wisconsin | 55 46 |
| 260 | H | Cleveland St. | 62 53 | 181 | A | Milwaukee | 76 62 | 23 | A | South Dakota | 49 55 | | | | |
| 26 | A | South Dakota St. | 47 77 | 12 | A | Marquette | 54 80 | | | | | | | | |
| 103 | H | Dayton | 51 35 | 160 | H | Wisconsin | 55 46 | | | | | | | | |
| 89 | H | Maine | 70 39 | 23 | A | South Dakota | 49 55 | | | | | | | | |

Non-Div I Games: Wis.-Parkside 81 32

Green Bay

| | | | | | | | | | | |
|-------------------|----------|-----------|----------------|------------|-------------|---------------|------|------|-------|-----------|
| Average RPI Win: | 233 | WON-LOST | WINNING | LAST 10 | STRENGTH OF | OPP. STRENGTH | TEAM | ADJ. | CONF. | ADJ CONF. |
| Average RPI Loss: | 156 | RECORD | PCT. RANK | GAMES | SCHEDULE | OF SCHEDULE | RPI | RPI | RPI | RPI |
| DIV. I ONLY | 7- 7 | 169 | 5-5 | 285 | 164 | 215 | 215 | 28 | 28 | |
| DIV. I NON-CONF. | 3- 7 | 256 | 0- 1 | 223 | 104 | 268 | 268 | 29 | 29 | |
| ----- | | | | | | | | | | |
| TOTALS | RPI 1-25 | RPI 26-50 | W-L RECORDS | RPI 51-100 | RPI 101-150 | RPI 150+ | | | | |
| 7- 7 | 0- 1 | 0- 0 | OVERALL | 1- 1 | 1- 1 | 5- 4 | | | | |
| 4- 2 | 0- 0 | 0- 0 | HOME | 1- 0 | 1- 1 | 2- 1 | | | | |
| 3- 3 | 0- 1 | 0- 0 | AWAY | 0- 0 | 0- 0 | 3- 2 | | | | |
| 0- 2 | 0- 0 | 0- 0 | NEUTRAL | 0- 1 | 0- 0 | 0- 1 | | | | |
| 3- 7 | 0- 1 | 0- 0 | NON-CONFERENCE | 1- 1 | 0- 1 | 2- 4 | | | | |
| 2- 2 | 0- 0 | 0- 0 | HOME | 1- 0 | 0- 1 | 1- 1 | | | | |
| 1- 3 | 0- 1 | 0- 0 | AWAY | 0- 0 | 0- 0 | 1- 2 | | | | |
| 0- 2 | 0- 0 | 0- 0 | NEUTRAL | 0- 1 | 0- 0 | 0- 1 | | | | |
| 4- 0 | 0- 0 | 0- 0 | CONFERENCE | 0- 0 | 1- 0 | 3- 0 | | | | |
| 2- 0 | 0- 0 | 0- 0 | HOME | 0- 0 | 1- 0 | 1- 0 | | | | |
| 2- 0 | 0- 0 | 0- 0 | AWAY | 0- 0 | 0- 0 | 2- 0 | | | | |
| 0- 0 | 0- 0 | 0- 0 | NEUTRAL | 0- 0 | 0- 0 | 0- 0 | | | | |

| RPI 1-25 | | | | RPI 26-50 | | | | RPI 51-100 | | | | RPI 101+ | | | | Team's RPI: 215 |
|---------------------------|---|----------------|-------|-----------|---|----------------|-------|------------|---|---------------|-------|----------|---|----------------|-------|-----------------|
| RPI | S | Opponent | Score | RPI | S | Opponent | Score | RPI | S | Opponent | Score | RPI | S | Opponent | Score | |
| 8 | A | NC State | 51 83 | | | | | 57 | H | James Madison | 72 65 | 134 | H | Chattanooga | 50 58 | |
| | | | | | | | | 74 | N | SFA | 68 70 | 147 | H | Radford | 68 54 | |
| | | | | | | | | | | | | 187 | H | Elon | 62 77 | |
| | | | | | | | | | | | | 190 | A | Cornell | 53 79 | |
| | | | | | | | | | | | | 205 | A | UNC Asheville | 61 58 | |
| | | | | | | | | | | | | 243 | H | Samford | 64 57 | |
| | | | | | | | | | | | | 245 | N | Sacramento St. | 61 65 | |
| | | | | | | | | | | | | 255 | A | Columbia | 63 88 | |
| | | | | | | | | | | | | 289 | A | Fla. Atlantic | 72 68 | |
| | | | | | | | | | | | | 341 | A | Charleston So. | 74 66 | |
| | | | | | | | | | | | | 346 | H | Longwood | 66 40 | |
| ----- | | | | | | | | | | | | | | | | |
| LAST 12 Division I GAMES: | | | | | | | | | | | | | | | | |
| 245 | N | Sacramento St. | 61 65 | 205 | A | UNC Asheville | 61 58 | | | | | | | | | |
| 346 | H | Longwood | 66 40 | 341 | A | Charleston So. | 74 66 | | | | | | | | | |
| 147 | H | Radford | 68 54 | 255 | A | Columbia | 63 88 | | | | | | | | | |
| 187 | H | Elon | 62 77 | 190 | A | Cornell | 53 79 | | | | | | | | | |
| 243 | H | Samford | 64 57 | 74 | N | SFA | 68 70 | | | | | | | | | |
| 57 | H | James Madison | 72 65 | 8 | A | NC State | 51 83 | | | | | | | | | |

Non-Div I Games: Mid-Atlantic Christ.115 48

Hampton

| | | | | | | | | | | |
|------------------|----------|-----------|----------------|------------|-------------|---------------|------|------|-------|-----------|
| Average RPI | Win: 222 | WON-LOST | WINNING | LAST 10 | STRENGTH OF | OPP. STRENGTH | TEAM | ADJ. | CONF. | ADJ CONF. |
| Average RPI | Loss: 60 | RECORD | PCT. RANK | GAMES | SCHEDULE | OF SCHEDULE | RPI | RPI | RPI | RPI |
| DIV. I ONLY | 11- 7 | 110 | 8-2 | 93 | 162 | 92 | 92 | 23 | 23 | |
| DIV. I NON-CONF. | 7- 7 | 162 | 0- 1 | 101 | 102 | 121 | 121 | 24 | 24 | |
| ----- | | | | | | | | | | |
| TOTALS | RPI 1-25 | RPI 26-50 | W-L RECORDS | RPI 51-100 | RPI 101-150 | RPI 150+ | | | | |
| 11- 7 | 0- 2 | 0- 2 | OVERALL | 2- 2 | 1- 0 | 8- 1 | | | | |
| 6- 2 | 0- 1 | 0- 0 | HOME | 2- 1 | 0- 0 | 4- 0 | | | | |
| 5- 3 | 0- 0 | 0- 2 | AWAY | 0- 1 | 1- 0 | 4- 0 | | | | |
| 0- 2 | 0- 1 | 0- 0 | NEUTRAL | 0- 0 | 0- 0 | 0- 1 | | | | |
| 7- 7 | 0- 2 | 0- 2 | NON-CONFERENCE | 1- 2 | 0- 0 | 6- 1 | | | | |
| 4- 2 | 0- 1 | 0- 0 | HOME | 1- 1 | 0- 0 | 3- 0 | | | | |
| 3- 3 | 0- 0 | 0- 2 | AWAY | 0- 1 | 0- 0 | 3- 0 | | | | |
| 0- 2 | 0- 1 | 0- 0 | NEUTRAL | 0- 0 | 0- 0 | 0- 1 | | | | |
| 4- 0 | 0- 0 | 0- 0 | CONFERENCE | 1- 0 | 1- 0 | 2- 0 | | | | |
| 2- 0 | 0- 0 | 0- 0 | HOME | 1- 0 | 0- 0 | 1- 0 | | | | |
| 2- 0 | 0- 0 | 0- 0 | AWAY | 0- 0 | 1- 0 | 1- 0 | | | | |
| 0- 0 | 0- 0 | 0- 0 | NEUTRAL | 0- 0 | 0- 0 | 0- 0 | | | | |

| RPI 1-25 | | | | RPI 26-50 | | | | RPI 51-100 | | | | Team's RPI : 92 | | | | RPI 101+ | | | |
|---------------------------|---|--------------|-------|-----------|---|--------------|-------|------------|---|-------------------|-------|-----------------|---|-------------------|-------|----------|---|----------|-------|
| RPI | S | Opponent | Score | RPI | S | Opponent | Score | RPI | S | Opponent | Score | RPI | S | Opponent | Score | RPI | S | Opponent | Score |
| 7 | N | Louisville | 69 86 | 38 | A | Miami (FL) | 62 75 | 55 | A | New Mexico | 65 72 | 135 | A | Stony Brook | 64 36 | | | | |
| 25 | H | Michigan St. | 66 74 | 43 | A | Villanova | 41 59 | 72 | H | Harvard | 73 60 | 159 | H | William & Mary | 50 45 | | | | |
| | | | | | | | | 84 | H | Princeton | 38 75 | 167 | N | Southern Ill. | 50 72 | | | | |
| | | | | | | | | 89 | H | Maine | 49 46 | 173 | A | Rhode Island | 65 51 | | | | |
| | | | | | | | | | | | | 276 | H | Bryant | 67 57 | | | | |
| | | | | | | | | | | | | 293 | H | Vermont | 61 32 | | | | |
| | | | | | | | | | | | | 300 | A | Central Conn. St. | 54 52 | | | | |
| | | | | | | | | | | | | 306 | A | NJIT | 84 53 | | | | |
| | | | | | | | | | | | | 309 | A | UMBC | 66 52 | | | | |
| | | | | | | | | | | | | 326 | H | Morgan St. | 80 59 | | | | |
| LAST 12 Division I GAMES: | | | | | | | | | | | | | | | | | | | |
| | | | | 55 | A | New Mexico | 65 72 | 293 | H | Vermont | 61 32 | | | | | | | | |
| | | | | 38 | A | Miami (FL) | 62 75 | 309 | A | UMBC | 66 52 | | | | | | | | |
| | | | | 89 | H | Maine | 49 46 | 135 | A | Stony Brook | 64 36 | | | | | | | | |
| | | | | 25 | H | Michigan St. | 66 74 | 306 | A | NJIT | 84 53 | | | | | | | | |
| | | | | 173 | A | Rhode Island | 65 51 | 300 | A | Central Conn. St. | 54 52 | | | | | | | | |
| | | | | 276 | H | Bryant | 67 57 | 84 | H | Princeton | 38 75 | | | | | | | | |

Non-Div I Games:

Hartford

Average RPI Win: 179

Average RPI Loss: 53

WON-LOST
RECORDWINNING
PCT. RANKLAST 10
GAMESSTRENGTH OF
SCHEDULEOPP. STRENGTH
OF SCHEDULETEAM
RPIADJ.
RPICONF.
RPIADJ CONF.
RPIDIV. I ONLY
DIV. I NON-CONF.7- 6
7- 6147
1536-4
1- 047
5135
3072
6872
6811
1211
12

TOTALS

RPI 1-25

RPI 26-50

W-L RECORDS

RPI 51-100

RPI 101-150

RPI 150+

7- 6
2- 3
4- 3
1- 00- 2
0- 1
0- 1
0- 01- 1
0- 0
1- 1
0- 0OVERALL
HOME
AWAY
NEUTRAL0- 3
0- 2
0- 1
0- 00- 0
0- 0
0- 0
0- 06- 0
2- 0
3- 0
1- 07- 6
2- 3
4- 3
1- 00- 2
0- 1
0- 1
0- 01- 1
0- 0
1- 1
0- 0NON-CONFERENCE
HOME
AWAY
NEUTRAL0- 3
0- 2
0- 1
0- 00- 0
0- 0
0- 0
0- 06- 0
2- 0
3- 0
1- 00- 0
0- 0
0- 0
0- 00- 0
0- 0
0- 0
0- 00- 0
0- 0
0- 0
0- 0CONFERENCE
HOME
AWAY
NEUTRAL0- 0
0- 0
0- 0
0- 00- 0
0- 0
0- 0
0- 00- 0
0- 0
0- 0
0- 0

RPI 1-25

RPI 26-50

RPI 51-100

Team's RPI: 72

RPI 101+

| RPI | S | Opponent | Score |
|-----|---|------------|--------|
| 1 | A | Notre Dame | 58 103 |
| 17 | H | Rutgers | 49 60 |

| RPI | S | Opponent | Score |
|-----|---|---------------|-------|
| 28 | A | Cal i forni a | 85 79 |
| 45 | A | Purdue | 65 66 |

| RPI | S | Opponent | Score |
|-----|---|---------------|-------|
| 71 | H | Qui nni pi ac | 67 72 |
| 89 | H | Mai ne | 60 67 |
| 92 | A | Hartford | 60 73 |

| RPI | S | Opponent | Score |
|-----|---|------------------|-------|
| 156 | A | CSUN | 75 55 |
| 158 | H | Boston U. | 67 47 |
| 173 | A | Rhode Isl and | 80 47 |
| 196 | N | Jacksonville St. | 69 62 |
| 268 | H | La Salle | 88 43 |
| 275 | A | Si ena | 73 54 |

LAST 12 Division I GAMES:

| | | | | | | | | | |
|-----|---|---------------|----|----|-----|---|------------------|----|----|
| 156 | A | CSUN | 75 | 55 | 158 | H | Boston U. | 67 | 47 |
| 28 | A | Cal i forni a | 85 | 79 | 17 | H | Rutgers | 49 | 60 |
| 173 | A | Rhode Isl and | 80 | 47 | 89 | H | Mai ne | 60 | 67 |
| 275 | A | Si ena | 73 | 54 | 71 | H | Qui nni pi ac | 67 | 72 |
| 268 | H | La Salle | 88 | 43 | 196 | N | Jacksonville St. | 69 | 62 |
| 45 | A | Purdue | 65 | 66 | 92 | A | Hartford | 60 | 73 |

H
a
r
v
a
r
dH
a
r
v
a
r
d

Non-Div I Games:

Harvard

Average RPI Win: 203
Average RPI Loss: 147

WON-LOST
RECORD

WINNING
PCT. RANK

LAST 10
GAMES

STRENGTH OF
SCHEDULE

OPP. STRENGTH
OF SCHEDULE

TEAM
RPI

ADJ.
RPI

CONF.
RPI

ADJ CONF.
RPI

| | | | | | | | | | |
|------------------|----------|-----------|----------------|------------|-------------|----------|-----|----|----|
| DIV. I ONLY | 4- 11 | 283 | 4-6 | 174 | 146 | 269 | 269 | 21 | 21 |
| DIV. I NON-CONF. | 3- 9 | 271 | 0- 1 | 186 | 107 | 276 | 276 | 20 | 20 |
| <hr/> | | | | | | | | | |
| TOTALS | RPI 1-25 | RPI 26-50 | W-L RECORDS | RPI 51-100 | RPI 101-150 | RPI 150+ | | | |
| 4- 11 | 0- 1 | 0- 1 | OVERALL | 0- 1 | 2- 2 | 2- 6 | | | |
| 3- 6 | 0- 1 | 0- 0 | HOME | 0- 1 | 2- 2 | 1- 2 | | | |
| 1- 4 | 0- 0 | 0- 0 | AWAY | 0- 0 | 0- 0 | 1- 4 | | | |
| 0- 1 | 0- 0 | 0- 1 | NEUTRAL | 0- 0 | 0- 0 | 0- 0 | | | |
| 3- 9 | 0- 1 | 0- 1 | NON-CONFERENCE | 0- 1 | 1- 2 | 2- 4 | | | |
| 2- 5 | 0- 1 | 0- 0 | HOME | 0- 1 | 1- 2 | 1- 1 | | | |
| 1- 3 | 0- 0 | 0- 0 | AWAY | 0- 0 | 0- 0 | 1- 3 | | | |
| 0- 1 | 0- 0 | 0- 1 | NEUTRAL | 0- 0 | 0- 0 | 0- 0 | | | |
| 1- 2 | 0- 0 | 0- 0 | CONFERENCE | 0- 0 | 1- 0 | 0- 2 | | | |
| 1- 1 | 0- 0 | 0- 0 | HOME | 0- 0 | 1- 0 | 0- 1 | | | |
| 0- 1 | 0- 0 | 0- 0 | AWAY | 0- 0 | 0- 0 | 0- 1 | | | |
| 0- 0 | 0- 0 | 0- 0 | NEUTRAL | 0- 0 | 0- 0 | 0- 0 | | | |

| RPI 1-25 | | | | RPI 26-50 | | | | RPI 51-100 | | | | RPI 101+ Team's RPI: 269 | | | |
|---------------------------|---|----------|-------|-----------|---|-----------|-------|------------|---|-------------------|-------|--------------------------|---|-------------------|-------|
| RPI | S | Opponent | Score | RPI | S | Opponent | Score | RPI | S | Opponent | Score | RPI | S | Opponent | Score |
| 4 | H | Stanford | 59 81 | 34 | N | Utah | 48 73 | 81 | H | FGCU | 67 73 | 113 | H | Idaho | 69 61 |
| | | | | | | | | | | | | 123 | H | UC Davis | 65 60 |
| | | | | | | | | | | | | 133 | H | Portland | 65 72 |
| | | | | | | | | | | | | 150 | H | American | 57 69 |
| | | | | | | | | | | | | 156 | H | CSUN | 29 49 |
| | | | | | | | | | | | | 168 | H | Pepperdine | 64 65 |
| | | | | | | | | | | | | 206 | A | San Diego St. | 57 58 |
| | | | | | | | | | | | | 209 | A | Cal St. Fullerton | 68 72 |
| | | | | | | | | | | | | 239 | A | UNLV | 66 61 |
| | | | | | | | | | | | | 240 | A | Nevada | 78 79 |
| | | | | | | | | | | | | 241 | A | San Diego | 50 58 |
| | | | | | | | | | | | | 335 | H | Seattle U | 67 51 |
| <hr/> | | | | | | | | | | | | | | | |
| LAST 12 Division I GAMES: | | | | | | | | | | | | | | | |
| | | | | 34 | N | Utah | 48 73 | 209 | A | Cal St. Fullerton | 68 72 | | | | |
| | | | | 156 | H | CSUN | 29 49 | 240 | A | Nevada | 78 79 | | | | |
| | | | | 123 | H | UC Davis | 65 60 | 239 | A | UNLV | 66 61 | | | | |
| | | | | 150 | H | American | 57 69 | 113 | H | Idaho | 69 61 | | | | |
| | | | | 335 | H | Seattle U | 67 51 | 4 | H | Stanford | 59 81 | | | | |
| | | | | 133 | H | Portland | 65 72 | 81 | H | FGCU | 67 73 | | | | |

Non-Div I Games: Hawai i Paci fic 66 51

Hawai i

Loss, Non-Conf, S Site, H Home A Away N Neutral

| | | | | | | | | | | | |
|------------------|----------|------|-----------|-----------|----------------|-------------|---------------|-------------|------|----------|-----------|
| Average RPI | Win: | 276 | WON-LOST | WINNING | LAST 10 | STRENGTH OF | OPP. STRENGTH | TEAM | ADJ. | CONF. | ADJ CONF. |
| Average RPI | Loss: | 88 | RECORD | PCT. RANK | GAMES | SCHEDULE | OF SCHEDULE | RPI | RPI | RPI | RPI |
| DIV. I ONLY | | 8- 5 | | 108 | 8-2 | 244 | 263 | 148 | 148 | 28 | 28 |
| DIV. I NON-CONF. | | 5- 4 | | 139 | 0- 0 | 196 | 222 | 151 | 151 | 29 | 29 |
| ----- | | | | | | | | | | | |
| TOTALS | RPI 1-25 | | RPI 26-50 | | W-L RECORDS | RPI 51-100 | | RPI 101-150 | | RPI 150+ | |
| 8- 5 | 0- 0 | | 0- 2 | | OVERALL | 0- 1 | | 1- 2 | | 7- 0 | |
| 5- 0 | 0- 0 | | 0- 0 | | HOME | 0- 0 | | 1- 0 | | 4- 0 | |
| 3- 5 | 0- 0 | | 0- 2 | | AWAY | 0- 1 | | 0- 2 | | 3- 0 | |
| 0- 0 | 0- 0 | | 0- 0 | | NEUTRAL | 0- 0 | | 0- 0 | | 0- 0 | |
| 5- 4 | 0- 0 | | 0- 2 | | NON-CONFERENCE | 0- 1 | | 1- 1 | | 4- 0 | |
| 4- 0 | 0- 0 | | 0- 0 | | HOME | 0- 0 | | 1- 0 | | 3- 0 | |
| 1- 4 | 0- 0 | | 0- 2 | | AWAY | 0- 1 | | 0- 1 | | 1- 0 | |
| 0- 0 | 0- 0 | | 0- 0 | | NEUTRAL | 0- 0 | | 0- 0 | | 0- 0 | |
| 3- 1 | 0- 0 | | 0- 0 | | CONFERENCE | 0- 0 | | 0- 1 | | 3- 0 | |
| 1- 0 | 0- 0 | | 0- 0 | | HOME | 0- 0 | | 0- 0 | | 1- 0 | |
| 2- 1 | 0- 0 | | 0- 0 | | AWAY | 0- 0 | | 0- 1 | | 2- 0 | |
| 0- 0 | 0- 0 | | 0- 0 | | NEUTRAL | 0- 0 | | 0- 0 | | 0- 0 | |

| RPI 1-25 | | | | RPI 26-50 | | | | RPI 51-100 | | | | RPI 101+ | | | | Team's RPI: 148 |
|---------------------------|---|----------|-------|-----------|---|--------------|-------|------------|---|----------------|-------|----------|---|----------------|-------|-----------------|
| RPI | S | Opponent | Score | RPI | S | Opponent | Score | RPI | S | Opponent | Score | RPI | S | Opponent | Score | |
| | | | | 27 | A | Kentucky | 49 71 | 96 | A | Miami (OH) | 55 68 | 131 | A | Davidsen | 62 71 | |
| | | | | 37 | A | Clemson | 64 83 | | | | | 147 | A | Radford | 58 80 | |
| | | | | | | | | | | | | 150 | H | American | 66 61 | |
| | | | | | | | | | | | | 210 | A | Gardner-Webb | 78 61 | |
| | | | | | | | | | | | | 253 | A | ETSU | 73 65 | |
| | | | | | | | | | | | | 281 | H | Norfolk St. | 83 51 | |
| | | | | | | | | | | | | 320 | H | UNC Greensboro | 82 75 | |
| | | | | | | | | | | | | 322 | H | Presbyterian | 79 40 | |
| | | | | | | | | | | | | 327 | A | USC Upstate | 87 61 | |
| | | | | | | | | | | | | 348 | H | N.C. Central | 80 69 | |
| ----- | | | | | | | | | | | | | | | | |
| LAST 12 Division I GAMES: | | | | | | | | | | | | | | | | |
| | | | | 210 | A | Gardner-Webb | 78 61 | 327 | A | USC Upstate | 87 61 | | | | | |
| | | | | 322 | H | Presbyterian | 79 40 | 253 | A | ETSU | 73 65 | | | | | |
| | | | | 147 | A | Radford | 58 80 | 150 | H | American | 66 61 | | | | | |
| | | | | 131 | A | Davidsen | 62 71 | 281 | H | Norfolk St. | 83 51 | | | | | |
| | | | | 96 | A | Miami (OH) | 55 68 | 37 | A | Clemson | 64 83 | | | | | |
| | | | | 27 | A | Kentucky | 49 71 | 320 | H | UNC Greensboro | 82 75 | | | | | |

Non-Div I Games: Greensboro 102 50 Mars Hill 86 36

High Point

Loss, Non-Conf, S Site, H Home A Away N Neutral

Average RPI Win: 278
Average RPI Loss: 160

WON-LOST
RECORD

WINNING
PCT. RANK

LAST 10
GAMES

STRENGTH OF
SCHEDULE

OPP. STRENGTH
OF SCHEDULE

TEAM
RPI

ADJ.
RPI

CONF.
RPI

ADJ CONF.
RPI

| | | | | | | | | | |
|------------------|----------|-----------|----------------|------------|-------------|----------|-----|----|----|
| DIV. I ONLY | 5- 11 | 261 | 3-7 | 207 | 290 | 256 | 256 | 10 | 10 |
| DIV. I NON-CONF. | 5- 6 | 177 | 0- 0 | 259 | 332 | 228 | 228 | 13 | 13 |
| <hr/> | | | | | | | | | |
| TOTALS | RPI 1-25 | RPI 26-50 | W-L RECORDS | RPI 51-100 | RPI 101-150 | RPI 150+ | | | |
| 5- 11 | 0- 0 | 0- 0 | OVERALL | 0- 3 | 0- 2 | 5- 6 | | | |
| 1- 5 | 0- 0 | 0- 0 | HOME | 0- 0 | 0- 0 | 1- 5 | | | |
| 3- 4 | 0- 0 | 0- 0 | AWAY | 0- 2 | 0- 1 | 3- 1 | | | |
| 1- 2 | 0- 0 | 0- 0 | NEUTRAL | 0- 1 | 0- 1 | 1- 0 | | | |
| 5- 6 | 0- 0 | 0- 0 | NON-CONFERENCE | 0- 1 | 0- 2 | 5- 3 | | | |
| 1- 2 | 0- 0 | 0- 0 | HOME | 0- 0 | 0- 0 | 1- 2 | | | |
| 3- 2 | 0- 0 | 0- 0 | AWAY | 0- 0 | 0- 1 | 3- 1 | | | |
| 1- 2 | 0- 0 | 0- 0 | NEUTRAL | 0- 1 | 0- 1 | 1- 0 | | | |
| 0- 5 | 0- 0 | 0- 0 | CONFERENCE | 0- 2 | 0- 0 | 0- 3 | | | |
| 0- 3 | 0- 0 | 0- 0 | HOME | 0- 0 | 0- 0 | 0- 3 | | | |
| 0- 2 | 0- 0 | 0- 0 | AWAY | 0- 2 | 0- 0 | 0- 0 | | | |
| 0- 0 | 0- 0 | 0- 0 | NEUTRAL | 0- 0 | 0- 0 | 0- 0 | | | |

| RPI 1-25 | | | | RPI 26-50 | | | | RPI 51-100 | | | | RPI 101+ | | | | Team's RPI: 256 |
|---------------------------|---|----------|-------|-----------|---|---------------|-------|------------|---|----------------|-------|----------|---|-----------------|-------|-----------------|
| RPI | S | Opponent | Score | RPI | S | Opponent | Score | RPI | S | Opponent | Score | RPI | S | Opponent | Score | |
| | | | | | | | | 57 | A | James Madison | 54 77 | 124 | N | Marist | 57 71 | |
| | | | | | | | | 79 | N | Wright St. | 64 93 | 135 | A | Stony Brook | 49 77 | |
| | | | | | | | | 91 | A | Towson | 68 92 | 159 | H | William & Mary | 55 60 | |
| | | | | | | | | | | | | 187 | H | Elon | 64 77 | |
| | | | | | | | | | | | | 193 | H | Delaware | 59 78 | |
| | | | | | | | | | | | | 226 | A | St. Bonaventure | 67 59 | |
| | | | | | | | | | | | | 237 | H | Sacred Heart | 64 70 | |
| | | | | | | | | | | | | 244 | A | Holy Cross | 66 72 | |
| | | | | | | | | | | | | 252 | N | Stetson | 53 50 | |
| | | | | | | | | | | | | 255 | H | Col umbi a | 63 65 | |
| | | | | | | | | | | | | 275 | A | Si ena | 57 50 | |
| | | | | | | | | | | | | 309 | A | UMBC | 45 42 | |
| | | | | | | | | | | | | 328 | H | Iona | 74 49 | |
| <hr/> | | | | | | | | | | | | | | | | |
| LAST 12 Division I GAMES: | | | | | | | | | | | | | | | | |
| | | | | 193 | H | Delaware | 59 78 | 187 | H | Elon | 64 77 | | | | | |
| | | | | 91 | A | Towson | 68 92 | 159 | H | William & Mary | 55 60 | | | | | |
| | | | | 57 | A | James Madison | 54 77 | 275 | A | Si ena | 57 50 | | | | | |
| | | | | 252 | N | Stetson | 53 50 | 309 | A | UMBC | 45 42 | | | | | |
| | | | | 124 | N | Marist | 57 71 | 244 | A | Holy Cross | 66 72 | | | | | |
| | | | | 79 | N | Wright St. | 64 93 | 237 | H | Sacred Heart | 64 70 | | | | | |

Non-Div I Games: Wilmington (DE) 77 56

Hofstra

Loss, Non-Conf, S Site, H Home A Away N Neutral

| | | | | | | | | | | |
|-------------------|-----|----------|-----------|---------|-------------|---------------|------|------|-------|-----------|
| Average RPI Win: | 271 | WON-LOST | WINNING | LAST 10 | STRENGTH OF | OPP. STRENGTH | TEAM | ADJ. | CONF. | ADJ CONF. |
| Average RPI Loss: | 213 | RECORD | PCT. RANK | GAMES | SCHEDULE | OF SCHEDULE | RPI | RPI | RPI | RPI |

| | | | | | | | | | |
|------------------|----------|-----------|----------------|------------|-------------|----------|-----|----|----|
| DIV. I ONLY | 9- 7 | 134 | 5-5 | 329 | 305 | 244 | 244 | 20 | 20 |
| DIV. I NON-CONF. | 8- 3 | 71 | 0- 0 | 330 | 302 | 195 | 195 | 23 | 23 |
| ----- | | | | | | | | | |
| TOTALS | RPI 1-25 | RPI 26-50 | W-L RECORDS | RPI 51-100 | RPI 101-150 | RPI 150+ | | | |
| 9- 7 | 0- 0 | 0- 0 | OVERALL | 0- 1 | 0- 1 | 9- 5 | | | |
| 6- 2 | 0- 0 | 0- 0 | HOME | 0- 0 | 0- 0 | 6- 2 | | | |
| 3- 5 | 0- 0 | 0- 0 | AWAY | 0- 1 | 0- 1 | 3- 3 | | | |
| 0- 0 | 0- 0 | 0- 0 | NEUTRAL | 0- 0 | 0- 0 | 0- 0 | | | |
| 8- 3 | 0- 0 | 0- 0 | NON-CONFERENCE | 0- 1 | 0- 0 | 8- 2 | | | |
| 5- 1 | 0- 0 | 0- 0 | HOME | 0- 0 | 0- 0 | 5- 1 | | | |
| 3- 2 | 0- 0 | 0- 0 | AWAY | 0- 1 | 0- 0 | 3- 1 | | | |
| 0- 0 | 0- 0 | 0- 0 | NEUTRAL | 0- 0 | 0- 0 | 0- 0 | | | |
| 1- 4 | 0- 0 | 0- 0 | CONFERENCE | 0- 0 | 0- 1 | 1- 3 | | | |
| 1- 1 | 0- 0 | 0- 0 | HOME | 0- 0 | 0- 0 | 1- 1 | | | |
| 0- 3 | 0- 0 | 0- 0 | AWAY | 0- 0 | 0- 1 | 0- 2 | | | |
| 0- 0 | 0- 0 | 0- 0 | NEUTRAL | 0- 0 | 0- 0 | 0- 0 | | | |

| | | | | |
|-----------------------------|---------------------------|---------------------------|-----------------------------|-----------------|
| RPI 1-25 | RPI 26-50 | RPI 51-100 | RPI 101+ | Team's RPI: 244 |
| RPI S Opponent Score | RPI S Opponent Score | RPI S Opponent Score | RPI S Opponent Score | |
| | | 85 A Boston College 63 89 | 118 A Lehigh 55 64 | |
| | | | 173 H Rhode Island 73 65 | |
| | | | 197 A Navy 47 54 | |
| | | | 208 H Rider 71 61 | |
| | | | 213 H Brown 85 89 | |
| | | | 238 H Colgate 67 70 | |
| | | | 256 H Hofstra 72 66 | |
| | | | 276 A Bryant 81 62 | |
| | | | 288 A Albany (NY) 56 50 | |
| | | | 292 H UMass Lowell 63 54 | |
| | | | 293 A Vermont 65 40 | |
| | | | 313 A New Hampshire 62 74 | |
| | | | 314 H Loyola Maryland 78 60 | |
| | | | 330 A Lafayette 63 73 | |
| | | | 342 H Manhattan 61 53 | |
| LAST 12 Division I GAMES: | | | | |
| 197 A Navy 47 54 | 330 A Lafayette 63 73 | | | |
| 314 H Loyola Maryland 78 60 | 238 H Colgate 67 70 | | | |
| 118 A Lehigh 55 64 | 276 A Bryant 81 62 | | | |
| 292 H UMass Lowell 63 54 | 342 H Manhattan 61 53 | | | |
| 293 A Vermont 65 40 | 313 A New Hampshire 62 74 | | | |
| 288 A Albany (NY) 56 50 | 256 H Hofstra 72 66 | | | |

Non-Div I Games:

Holy Cross

H
o
u
s
t
o
n

| Houston | | | | Through Games Of Jan. 18, 2019 | | | | | | | |
|------------------|-------|----------|-----------|--------------------------------|-------------|-------------|---------------|-------------|----------|-------|-----------|
| Average RPI | Win: | 222 | WON-LOST | WINNING | LAST 10 | STRENGTH OF | OPP. STRENGTH | TEAM | ADJ. | CONF. | ADJ CONF. |
| Average RPI | Loss: | 70 | RECORD | PCT. RANK | GAMES | SCHEDULE | OF SCHEDULE | RPI | RPI | RPI | RPI |
| DIV. I ONLY | | | 8- 8 | 169 | 5-5 | 85 | 93 | 121 | 121 | 9 | 9 |
| DIV. I NON-CONF. | | | 6- 7 | 172 | 0- 0 | 97 | 108 | 114 | 114 | 9 | 9 |
| <hr/> | | | | | | | | | | | |
| TOTALS | | RPI 1-25 | RPI 26-50 | | W-L RECORDS | | RPI 51-100 | RPI 101-150 | RPI 150+ | | |
| 8- 8 | 0- 1 | 1- 2 | | OVERALL | | 0- 3 | 0- 1 | 7- 1 | | | |
| 2- 5 | 0- 1 | 1- 1 | | HOME | | 0- 2 | 0- 1 | 1- 0 | | | |
| 6- 3 | 0- 0 | 0- 1 | | AWAY | | 0- 1 | 0- 0 | 6- 1 | | | |
| 0- 0 | 0- 0 | 0- 0 | | NEUTRAL | | 0- 0 | 0- 0 | 0- 0 | | | |
| 6- 7 | 0- 0 | 1- 2 | | NON-CONFERENCE | | 0- 3 | 0- 1 | 5- 1 | | | |
| 1- 4 | 0- 0 | 1- 1 | | HOME | | 0- 2 | 0- 1 | 0- 0 | | | |
| 5- 3 | 0- 0 | 0- 1 | | AWAY | | 0- 1 | 0- 0 | 5- 1 | | | |
| 0- 0 | 0- 0 | 0- 0 | | NEUTRAL | | 0- 0 | 0- 0 | 0- 0 | | | |
| 2- 1 | 0- 1 | 0- 0 | | CONFERENCE | | 0- 0 | 0- 0 | 2- 0 | | | |
| 1- 1 | 0- 1 | 0- 0 | | HOME | | 0- 0 | 0- 0 | 1- 0 | | | |
| 1- 0 | 0- 0 | 0- 0 | | AWAY | | 0- 0 | 0- 0 | 1- 0 | | | |
| 0- 0 | 0- 0 | 0- 0 | | NEUTRAL | | 0- 0 | 0- 0 | 0- 0 | | | |

| | | | | | | | | | | | | | | | |
|---------------------------|---|-----------------|-------|-----------|---|-----------------|-------|------------|---|-----------------|-------|--------------------------|---|------------------|--------|
| RPI 1-25 | | | | RPI 26-50 | | | | RPI 51-100 | | | | RPI 101+ Team's RPI: 121 | | | |
| RPI | S | Opponent | Score | RPI | S | Opponent | Score | RPI | S | Opponent | Score | RPI | S | Opponent | Score |
| 6 | H | UConn | 61 81 | 28 | A | Cal i forn i a | 79 80 | 55 | H | New Mexi co | 84 89 | 116 | H | UT Arl ington | 61 65 |
| | | | | 36 | H | Texas A&M | 52 68 | 81 | A | FGCU | 71 76 | 151 | A | Loui si ana Tech | 88 100 |
| | | | | 44 | H | Georgi a Tech | 95 89 | 85 | H | Boston Col lege | 57 64 | 211 | A | Southern Mi ss. | 61 44 |
| | | | | | | | | | | | | 214 | A | George Mason | 66 56 |
| | | | | | | | | | | | | 230 | A | SMU | 72 61 |
| | | | | | | | | | | | | 250 | H | Temple | 78 65 |
| | | | | | | | | | | | | 253 | A | ETSU | 84 77 |
| | | | | | | | | | | | | 255 | A | Col umbi a | 83 72 |
| | | | | | | | | | | | | 321 | A | Incarnate Word | 79 60 |
| | | | | | | | | | | | | | | | |
| LAST 12 Division I GAMES: | | | | | | | | | | | | | | | |
| 250 | H | Temple | 78 65 | 211 | A | Southern Mi ss. | 61 44 | | | | | | | | |
| 230 | A | SMU | 72 61 | 214 | A | George Mason | 66 56 | | | | | | | | |
| 6 | H | UConn | 61 81 | 116 | H | UT Arl ington | 61 65 | | | | | | | | |
| 55 | H | New Mexi co | 84 89 | 36 | H | Texas A&M | 52 68 | | | | | | | | |
| 255 | A | Col umbi a | 83 72 | 253 | A | ETSU | 84 77 | | | | | | | | |
| 85 | H | Boston Col lege | 57 64 | 81 | A | FGCU | 71 76 | | | | | | | | |

Non-Div I Games:

Houston

| | | | | | | | | | | |
|-------------------|----------|-----------|----------------|------------|-------------|---------------|------|------|-------|-----------|
| Average RPI Win: | 298 | WON-LOST | WINNING | LAST 10 | STRENGTH OF | OPP. STRENGTH | TEAM | ADJ. | CONF. | ADJ CONF. |
| Average RPI Loss: | 163 | RECORD | PCT. RANK | GAMES | SCHEDULE | OF SCHEDULE | RPI | RPI | RPI | RPI |
| DIV. I ONLY | 2- 8 | 305 | 3-7 | 196 | 291 | 305 | 305 | 25 | 25 | |
| DIV. I NON-CONF. | 1- 5 | 311 | 0- 0 | 151 | 308 | 305 | 305 | 22 | 22 | |
| <hr/> | | | | | | | | | | |
| TOTALS | RPI 1-25 | RPI 26-50 | W-L RECORDS | RPI 51-100 | RPI 101-150 | RPI 150+ | | | | |
| 2- 8 | 0- 0 | 0- 0 | OVERALL | 0- 2 | 0- 1 | 2- 5 | | | | |
| 2- 2 | 0- 0 | 0- 0 | HOME | 0- 0 | 0- 0 | 2- 2 | | | | |
| 0- 6 | 0- 0 | 0- 0 | AWAY | 0- 2 | 0- 1 | 0- 3 | | | | |
| 0- 0 | 0- 0 | 0- 0 | NEUTRAL | 0- 0 | 0- 0 | 0- 0 | | | | |
| 1- 5 | 0- 0 | 0- 0 | NON-CONFERENCE | 0- 1 | 0- 1 | 1- 3 | | | | |
| 1- 1 | 0- 0 | 0- 0 | HOME | 0- 0 | 0- 0 | 1- 1 | | | | |
| 0- 4 | 0- 0 | 0- 0 | AWAY | 0- 1 | 0- 1 | 0- 2 | | | | |
| 0- 0 | 0- 0 | 0- 0 | NEUTRAL | 0- 0 | 0- 0 | 0- 0 | | | | |
| 1- 3 | 0- 0 | 0- 0 | CONFERENCE | 0- 1 | 0- 0 | 1- 2 | | | | |
| 1- 1 | 0- 0 | 0- 0 | HOME | 0- 0 | 0- 0 | 1- 1 | | | | |
| 0- 2 | 0- 0 | 0- 0 | AWAY | 0- 1 | 0- 0 | 0- 1 | | | | |
| 0- 0 | 0- 0 | 0- 0 | NEUTRAL | 0- 0 | 0- 0 | 0- 0 | | | | |

| RPI 1-25 | | | | RPI 26-50 | | | | RPI 51-100 | | | | RPI 101+ | | | | Team's RPI: 305 |
|---------------------------|---|-------------------|-------|-----------|---|------------------|-------|------------|---|------------------|--------|----------|---|-------------------|--------|-----------------|
| RPI | S | Opponent | Score | RPI | S | Opponent | Score | RPI | S | Opponent | Score | RPI | S | Opponent | Score | |
| | | | | | | | | 63 | A | Lamar University | 50 63 | 146 | A | Texas Tech | 76 82 | |
| | | | | | | | | 78 | A | Oklahoma St. | 44 77 | 165 | H | Oral Roberts | 56 74 | |
| | | | | | | | | | | | | 169 | H | Abilene Christian | 62 72 | |
| | | | | | | | | | | | | 199 | A | North Texas | 75 100 | |
| | | | | | | | | | | | | 218 | A | Nicholls St. | 54 77 | |
| | | | | | | | | | | | | 267 | A | Wichita St. | 50 68 | |
| | | | | | | | | | | | | 284 | H | New Orleans | 83 74 | |
| | | | | | | | | | | | | 312 | H | La.-Monroe | 68 60 | |
| <hr/> | | | | | | | | | | | | | | | | |
| LAST 12 Division I GAMES: | | | | | | | | | | | | | | | | |
| 169 | H | Abilene Christian | 62 72 | 63 | A | Lamar University | 50 63 | 312 | H | La.-Monroe | 68 60 | 165 | H | Oral Roberts | 56 74 | |
| 218 | A | Nicholls St. | 54 77 | 78 | A | Oklahoma St. | 44 77 | 199 | A | North Texas | 75 100 | 267 | A | Wichita St. | 50 68 | |
| 284 | H | New Orleans | 83 74 | | | | | 146 | A | Texas Tech | 76 82 | | | | | |

Non-Div I Games: Howard Payne 93 60 Tex. A&M Int'l 81 48 McMurry 92 41 Southwest (NM) 100 57
Houston Baptist

Average RPI Win: **286**
 Average RPI Loss: **188**

WON-LOST
RECORD

WINNING
PCT. RANK

LAST 10
GAMES

STRENGTH OF
SCHEDULE

OPP. STRENGTH
OF SCHEDULE

TEAM
RPI

ADJ.
RPI

CONF.
RPI

ADJ CONF.
RPI

| | | | | | | | | | |
|------------------|----------|-----------|----------------|------------|-------------|----------|-----|----|----|
| DIV. I ONLY | 10- 7 | 119 | 5-5 | 334 | 304 | 222 | 222 | 32 | 32 |
| DIV. I NON-CONF. | 7- 6 | 153 | 0- 0 | 307 | 280 | 211 | 211 | 32 | 32 |
| ----- | | | | | | | | | |
| TOTALS | RPI 1-25 | RPI 26-50 | W-L RECORDS | RPI 51-100 | RPI 101-150 | RPI 150+ | | | |
| 10- 7 | 0- 0 | 0- 1 | OVERALL | 0- 0 | 0- 1 | 10- 5 | | | |
| 5- 2 | 0- 0 | 0- 0 | HOME | 0- 0 | 0- 0 | 5- 2 | | | |
| 5- 5 | 0- 0 | 0- 1 | AWAY | 0- 0 | 0- 1 | 5- 3 | | | |
| 0- 0 | 0- 0 | 0- 0 | NEUTRAL | 0- 0 | 0- 0 | 0- 0 | | | |
| 7- 6 | 0- 0 | 0- 1 | NON-CONFERENCE | 0- 0 | 0- 1 | 7- 4 | | | |
| 2- 2 | 0- 0 | 0- 0 | HOME | 0- 0 | 0- 0 | 2- 2 | | | |
| 5- 4 | 0- 0 | 0- 1 | AWAY | 0- 0 | 0- 1 | 5- 2 | | | |
| 0- 0 | 0- 0 | 0- 0 | NEUTRAL | 0- 0 | 0- 0 | 0- 0 | | | |
| 3- 1 | 0- 0 | 0- 0 | CONFERENCE | 0- 0 | 0- 0 | 3- 1 | | | |
| 3- 0 | 0- 0 | 0- 0 | HOME | 0- 0 | 0- 0 | 3- 0 | | | |
| 0- 1 | 0- 0 | 0- 0 | AWAY | 0- 0 | 0- 0 | 0- 1 | | | |
| 0- 0 | 0- 0 | 0- 0 | NEUTRAL | 0- 0 | 0- 0 | 0- 0 | | | |

| RPI | S | Opponent | Score | RPI | S | Opponent | Score | RPI | S | Opponent | Score | RPI | S | Opponent | Score |
|---------------------------|---|-----------------|--------------|-----|---|------------|--------------|-----|---|----------|-------|-----|---|---------------------|--------------|
| 40 | A | North Carolina | 63 85 | | | | | | | | | 132 | A | Cincinnati | 51 85 |
| | | | | | | | | | | | | 159 | A | William & Mary | 75 88 |
| | | | | | | | | | | | | 178 | H | Mercer | 70 85 |
| | | | | | | | | | | | | 214 | H | George Mason | 73 59 |
| | | | | | | | | | | | | 235 | A | Niagara | 68 61 |
| | | | | | | | | | | | | 247 | A | UMES | 72 80 |
| | | | | | | | | | | | | 248 | H | Bethune-Cookman | 61 40 |
| | | | | | | | | | | | | 259 | A | Campbell | 69 64 |
| | | | | | | | | | | | | 268 | A | La Salle | 57 54 |
| | | | | | | | | | | | | 275 | H | Siena | 81 86 |
| | | | | | | | | | | | | 283 | A | Richmond | 60 67 |
| | | | | | | | | | | | | 306 | H | NJIT | 77 57 |
| | | | | | | | | | | | | 315 | A | FIU | 89 62 |
| | | | | | | | | | | | | 326 | H | Morgan St. | 79 56 |
| | | | | | | | | | | | | 343 | H | Florida A&M | 74 68 |
| | | | | | | | | | | | | 349 | A | Fairleigh Dickinson | 79 58 |
| ----- | | | | | | | | | | | | | | | |
| Team's RPI: 222 | | | | | | | | | | | | | | | |
| LAST 12 Division I GAMES: | | | | | | | | | | | | | | | |
| 326 | H | Morgan St. | 79 56 | 132 | A | Cincinnati | 51 85 | | | | | | | | |
| 248 | H | Bethune-Cookman | 61 40 | 178 | H | Mercer | 70 85 | | | | | | | | |
| 247 | A | UMES | 72 80 | 315 | A | FIU | 89 62 | | | | | | | | |
| 343 | H | Florida A&M | 74 68 | 259 | A | Campbell | 69 64 | | | | | | | | |
| 40 | A | North Carolina | 63 85 | 283 | A | Richmond | 60 67 | | | | | | | | |
| 214 | H | George Mason | 73 59 | 235 | A | Niagara | 68 61 | | | | | | | | |

Howard

Howard

Non-Div I Games:

Howard

Loss, **Non-Conf**, **S Site**, **H Home**, **A Away**, **N Neutral**

| | | | | | | | | | | |
|-------------------|----------|-----------|----------------|------------|-------------|---------------|------|------|-------|-----------|
| Average RPI Win: | 226 | WON-LOST | WINNING | LAST 10 | STRENGTH OF | OPP. STRENGTH | TEAM | ADJ. | CONF. | ADJ CONF. |
| Average RPI Loss: | 91 | RECORD | PCT. RANK | GAMES | SCHEDULE | OF SCHEDULE | RPI | RPI | RPI | RPI |
| DIV. I ONLY | 9- 7 | 134 | 5-5 | 149 | 155 | 140 | 140 | 19 | 19 | |
| DIV. I NON-CONF. | 5- 5 | 162 | 0- 0 | 32 | 129 | 69 | 69 | 17 | 17 | |
| ----- | | | | | | | | | | |
| TOTALS | RPI 1-25 | RPI 26-50 | W-L RECORDS | RPI 51-100 | RPI 101-150 | RPI 150+ | | | | |
| 9- 7 | 0- 1 | 0- 1 | OVERALL | 0- 2 | 3- 1 | 6- 2 | | | | |
| 4- 3 | 0- 0 | 0- 1 | HOME | 0- 2 | 1- 0 | 3- 0 | | | | |
| 4- 4 | 0- 1 | 0- 0 | AWAY | 0- 0 | 1- 1 | 3- 2 | | | | |
| 1- 0 | 0- 0 | 0- 0 | NEUTRAL | 0- 0 | 1- 0 | 0- 0 | | | | |
| 5- 5 | 0- 1 | 0- 1 | NON-CONFERENCE | 0- 1 | 3- 0 | 2- 2 | | | | |
| 1- 2 | 0- 0 | 0- 1 | HOME | 0- 1 | 1- 0 | 0- 0 | | | | |
| 3- 3 | 0- 1 | 0- 0 | AWAY | 0- 0 | 1- 0 | 2- 2 | | | | |
| 1- 0 | 0- 0 | 0- 0 | NEUTRAL | 0- 0 | 1- 0 | 0- 0 | | | | |
| 4- 2 | 0- 0 | 0- 0 | CONFERENCE | 0- 1 | 0- 1 | 4- 0 | | | | |
| 3- 1 | 0- 0 | 0- 0 | HOME | 0- 1 | 0- 0 | 3- 0 | | | | |
| 1- 1 | 0- 0 | 0- 0 | AWAY | 0- 0 | 0- 1 | 1- 0 | | | | |
| 0- 0 | 0- 0 | 0- 0 | NEUTRAL | 0- 0 | 0- 0 | 0- 0 | | | | |

| RPI 1-25 | | | | RPI 26-50 | | | | RPI 51-100 | | | | RPI 101+ Team's RPI: 140 | | | |
|---------------------------|---|----------------|-------|-----------|---|------------|-------|------------|---|---------------|-------|--------------------------|---|----------------|-------|
| RPI | S | Opponent | Score | RPI | S | Opponent | Score | RPI | S | Opponent | Score | RPI | S | Opponent | Score |
| 13 | A | Iowa | 58 72 | 42 | H | Ohio | 66 73 | 76 | H | UNI | 40 53 | 101 | A | Youngstown St. | 52 70 |
| | | | | | | | | 79 | H | Wright St. | 75 78 | 136 | N | VCU | 63 61 |
| | | | | | | | | | | | | 141 | H | UT Martin | 73 72 |
| | | | | | | | | | | | | 149 | A | Indiana St. | 64 59 |
| | | | | | | | | | | | | 160 | A | Wisconsin | 64 65 |
| | | | | | | | | | | | | 167 | A | Southern Ill. | 73 78 |
| | | | | | | | | | | | | 191 | A | Ole Miss | 66 58 |
| | | | | | | | | | | | | 260 | A | Cleveland St. | 75 50 |
| | | | | | | | | | | | | 261 | A | UTSA | 58 50 |
| | | | | | | | | | | | | 285 | H | Northern Ky. | 70 48 |
| | | | | | | | | | | | | 291 | H | Oakland | 82 53 |
| | | | | | | | | | | | | 323 | H | Detroit Mercy | 82 47 |
| LAST 12 Division I GAMES: | | | | | | | | | | | | | | | |
| 291 | H | Oakland | 82 53 | 79 | H | Wright St. | 75 78 | 167 | A | Southern Ill. | 73 78 | 42 | H | Ohio | 66 73 |
| 323 | H | Detroit Mercy | 82 47 | | | | | | | | | 13 | A | Iowa | 58 72 |
| 101 | A | Youngstown St. | 52 70 | | | | | | | | | 149 | A | Indiana St. | 64 59 |
| 260 | A | Cleveland St. | 75 50 | | | | | | | | | 76 | H | UNI | 40 53 |
| 285 | H | Northern Ky. | 70 48 | | | | | | | | | | | | |
| 136 | N | VCU | 63 61 | | | | | | | | | | | | |

Non-Div I Games: Purdue Northwest 101 40

IUPUI

| | | | | | | | | | | |
|-------------------|----------|-----------|----------------|------------|-------------|---------------|------|------|-------|-----------|
| Average RPI Win: | 179 | WON-LOST | WINNING | LAST 10 | STRENGTH OF | OPP. STRENGTH | TEAM | ADJ. | CONF. | ADJ CONF. |
| Average RPI Loss: | 108 | RECORD | PCT. RANK | GAMES | SCHEDULE | OF SCHEDULE | RPI | RPI | RPI | RPI |
| DIV. I ONLY | 7- 7 | 169 | 5-5 | 111 | 79 | 113 | 113 | 14 | 14 | |
| DIV. I NON-CONF. | 3- 6 | 241 | 0- 0 | 53 | 61 | 134 | 134 | 10 | 10 | |
| ----- | | | | | | | | | | |
| TOTALS | RPI 1-25 | RPI 26-50 | W-L RECORDS | RPI 51-100 | RPI 101-150 | RPI 150+ | | | | |
| 7- 7 | 0- 2 | 0- 0 | OVERALL | 0- 2 | 3- 1 | 4- 2 | | | | |
| 3- 1 | 0- 0 | 0- 0 | HOME | 0- 0 | 0- 1 | 3- 0 | | | | |
| 4- 5 | 0- 2 | 0- 0 | AWAY | 0- 1 | 3- 0 | 1- 2 | | | | |
| 0- 1 | 0- 0 | 0- 0 | NEUTRAL | 0- 1 | 0- 0 | 0- 0 | | | | |
| 3- 6 | 0- 2 | 0- 0 | NON-CONFERENCE | 0- 2 | 1- 0 | 2- 2 | | | | |
| 2- 0 | 0- 0 | 0- 0 | HOME | 0- 0 | 0- 0 | 2- 0 | | | | |
| 1- 5 | 0- 2 | 0- 0 | AWAY | 0- 1 | 1- 0 | 0- 2 | | | | |
| 0- 1 | 0- 0 | 0- 0 | NEUTRAL | 0- 1 | 0- 0 | 0- 0 | | | | |
| 4- 1 | 0- 0 | 0- 0 | CONFERENCE | 0- 0 | 2- 1 | 2- 0 | | | | |
| 1- 1 | 0- 0 | 0- 0 | HOME | 0- 0 | 0- 1 | 1- 0 | | | | |
| 3- 0 | 0- 0 | 0- 0 | AWAY | 0- 0 | 2- 0 | 1- 0 | | | | |
| 0- 0 | 0- 0 | 0- 0 | NEUTRAL | 0- 0 | 0- 0 | 0- 0 | | | | |

| RPI 1-25 | | | | RPI 26-50 | | | | RPI 51-100 | | | | RPI 101+ | | | | Team's RPI: 113 |
|---------------------------|---|----------------|--------|-----------|---|-----------------|-------|------------|---|------------|-------|----------|---|-----------------|-------|-----------------|
| RPI | S | Opponent | Score | RPI | S | Opponent | Score | RPI | S | Opponent | Score | RPI | S | Opponent | Score | |
| 4 | A | Stanford | 71 115 | | | | | 56 | A | Wyomi ng | 61 64 | 107 | A | Idaho St. | 86 72 | |
| 10 | A | Gonzaga | 51 88 | | | | | 68 | N | Boi se St. | 85 91 | 114 | A | Montana St. | 82 66 | |
| | | | | | | | | | | | | 126 | H | Northern Colo. | 72 86 | |
| | | | | | | | | | | | | 146 | A | Texas Tech | 88 77 | |
| | | | | | | | | | | | | 156 | H | CSUN | 88 73 | |
| | | | | | | | | | | | | 184 | H | Eastern Wash. | 84 68 | |
| | | | | | | | | | | | | 220 | A | Long Beach St. | 63 70 | |
| | | | | | | | | | | | | 251 | H | San Francis sco | 70 63 | |
| | | | | | | | | | | | | 269 | A | Hawai i | 61 69 | |
| | | | | | | | | | | | | 297 | A | Weber St. | 79 74 | |
| ----- | | | | | | | | | | | | | | | | |
| LAST 12 Division I GAMES: | | | | | | | | | | | | | | | | |
| 114 | A | Montana St. | 82 66 | 10 | A | Gonzaga | 51 88 | | | | | | | | | |
| 126 | H | Northern Colo. | 72 86 | 56 | A | Wyomi ng | 61 64 | | | | | | | | | |
| 184 | H | Eastern Wash. | 84 68 | 269 | A | Hawai i | 61 69 | | | | | | | | | |
| 297 | A | Weber St. | 79 74 | 251 | H | San Francis sco | 70 63 | | | | | | | | | |
| 107 | A | Idaho St. | 86 72 | 220 | A | Long Beach St. | 63 70 | | | | | | | | | |
| 146 | A | Texas Tech | 88 77 | 68 | N | Boi se St. | 85 91 | | | | | | | | | |

Non-Div I Games:

Idaho

| | | | | | | | | | | |
|-------------------|----------|-----------|----------------|------------|-------------|---------------|------|------|-------|-----------|
| Average RPI Win: | 238 | WON-LOST | WINNING | LAST 10 | STRENGTH OF | OPP. STRENGTH | TEAM | ADJ. | CONF. | ADJ CONF. |
| Average RPI Loss: | 52 | RECORD | PCT. RANK | GAMES | SCHEDULE | OF SCHEDULE | RPI | RPI | RPI | RPI |
| DIV. I ONLY | 9- 5 | 96 | 8-2 | 176 | 160 | 107 | 107 | 14 | 14 | |
| DIV. I NON-CONF. | 4- 4 | 162 | 0- 0 | 21 | 216 | 59 | 59 | 10 | 10 | |
| ----- | | | | | | | | | | |
| TOTALS | RPI 1-25 | RPI 26-50 | W-L RECORDS | RPI 51-100 | RPI 101-150 | RPI 150+ | | | | |
| 9- 5 | 0- 1 | 0- 2 | OVERALL | 0- 1 | 0- 1 | 9- 0 | | | | |
| 4- 1 | 0- 0 | 0- 0 | HOME | 0- 0 | 0- 1 | 4- 0 | | | | |
| 4- 3 | 0- 1 | 0- 1 | AWAY | 0- 1 | 0- 0 | 4- 0 | | | | |
| 1- 1 | 0- 0 | 0- 1 | NEUTRAL | 0- 0 | 0- 0 | 1- 0 | | | | |
| 4- 4 | 0- 1 | 0- 2 | NON-CONFERENCE | 0- 1 | 0- 0 | 4- 0 | | | | |
| 2- 0 | 0- 0 | 0- 0 | HOME | 0- 0 | 0- 0 | 2- 0 | | | | |
| 1- 3 | 0- 1 | 0- 1 | AWAY | 0- 1 | 0- 0 | 1- 0 | | | | |
| 1- 1 | 0- 0 | 0- 1 | NEUTRAL | 0- 0 | 0- 0 | 1- 0 | | | | |
| 5- 1 | 0- 0 | 0- 0 | CONFERENCE | 0- 0 | 0- 1 | 5- 0 | | | | |
| 2- 1 | 0- 0 | 0- 0 | HOME | 0- 0 | 0- 1 | 2- 0 | | | | |
| 3- 0 | 0- 0 | 0- 0 | AWAY | 0- 0 | 0- 0 | 3- 0 | | | | |
| 0- 0 | 0- 0 | 0- 0 | NEUTRAL | 0- 0 | 0- 0 | 0- 0 | | | | |

| RPI 1-25 | | | | RPI 26-50 | | | | RPI 51-100 | | | | RPI 101+ | | | | Team's RPI: 107 |
|---------------------------|---|----------------|-------|-----------|---|--------------|-------|------------|---|----------|-------|----------|---|--------------------|-------|-----------------|
| RPI | S | Opponent | Score | RPI | S | Opponent | Score | RPI | S | Opponent | Score | RPI | S | Opponent | Score | |
| 10 | A | Gonzaga | 51 70 | 34 | A | Utah | 60 74 | 58 | A | Arizona | 46 71 | 113 | H | Idaho | 72 86 | |
| | | | | 44 | N | Georgia Tech | 51 74 | | | | | 168 | H | Pepperdine | 65 63 | |
| | | | | | | | | | | | | 184 | H | Eastern Wash. | 63 48 | |
| | | | | | | | | | | | | 189 | A | Southern Utah | 69 57 | |
| | | | | | | | | | | | | 217 | H | Utah Valley | 80 68 | |
| | | | | | | | | | | | | 245 | H | Sacramento St. | 73 43 | |
| | | | | | | | | | | | | 254 | A | Northern Ariz. | 80 69 | |
| | | | | | | | | | | | | 290 | A | California Baptist | 72 57 | |
| | | | | | | | | | | | | 296 | N | Kennesaw St. | 60 49 | |
| | | | | | | | | | | | | 297 | A | Weber St. | 70 57 | |
| LAST 12 Division I GAMES: | | | | | | | | | | | | | | | | |
| 245 | H | Sacramento St. | 73 43 | 113 | H | Idaho | 72 86 | | | | | | | | | |
| 297 | A | Weber St. | 70 57 | 168 | H | Pepperdine | 65 63 | | | | | | | | | |
| 254 | A | Northern Ariz. | 80 69 | 217 | H | Utah Valley | 80 68 | | | | | | | | | |
| 189 | A | Southern Utah | 69 57 | 44 | N | Georgia Tech | 51 74 | | | | | | | | | |
| 184 | H | Eastern Wash. | 63 48 | 296 | N | Kennesaw St. | 60 49 | | | | | | | | | |
| 10 | A | Gonzaga | 51 70 | 34 | A | Utah | 60 74 | | | | | | | | | |

Non-Div I Games: Benedictine Mesa 88 51

Idaho St.

| | | | | | | | | | | |
|-------------------|----------|-----------|----------------|------------|-------------|---------------|------|------|-------|-----------|
| Average RPI Win: | 223 | WON-LOST | WINNING | LAST 10 | STRENGTH OF | OPP. STRENGTH | TEAM | ADJ. | CONF. | ADJ CONF. |
| Average RPI Loss: | 77 | RECORD | PCT. RANK | GAMES | SCHEDULE | OF SCHEDULE | RPI | RPI | RPI | RPI |
| DIV. I ONLY | 9- 8 | 162 | 4-6 | 106 | 133 | 162 | 162 | 4 | 4 | |
| DIV. I NON-CONF. | 8- 3 | 71 | 0- 0 | 219 | 261 | 150 | 150 | 5 | 5 | |
| ----- | | | | | | | | | | |
| TOTALS | RPI 1-25 | RPI 26-50 | W-L RECORDS | RPI 51-100 | RPI 101-150 | RPI 150+ | | | | |
| 9- 8 | 0- 2 | 0- 2 | OVERALL | 1- 2 | 1- 1 | 7- 1 | | | | |
| 7- 4 | 0- 2 | 0- 1 | HOME | 0- 1 | 1- 0 | 6- 0 | | | | |
| 2- 3 | 0- 0 | 0- 1 | AWAY | 1- 1 | 0- 1 | 1- 0 | | | | |
| 0- 1 | 0- 0 | 0- 0 | NEUTRAL | 0- 0 | 0- 0 | 0- 1 | | | | |
| 8- 3 | 0- 0 | 0- 2 | NON-CONFERENCE | 0- 0 | 1- 0 | 7- 1 | | | | |
| 7- 1 | 0- 0 | 0- 1 | HOME | 0- 0 | 1- 0 | 6- 0 | | | | |
| 1- 1 | 0- 0 | 0- 1 | AWAY | 0- 0 | 0- 0 | 1- 0 | | | | |
| 0- 1 | 0- 0 | 0- 0 | NEUTRAL | 0- 0 | 0- 0 | 0- 1 | | | | |
| 1- 5 | 0- 2 | 0- 0 | CONFERENCE | 1- 2 | 0- 1 | 0- 0 | | | | |
| 0- 3 | 0- 2 | 0- 0 | HOME | 0- 1 | 0- 0 | 0- 0 | | | | |
| 1- 2 | 0- 0 | 0- 0 | AWAY | 1- 1 | 0- 1 | 0- 0 | | | | |
| 0- 0 | 0- 0 | 0- 0 | NEUTRAL | 0- 0 | 0- 0 | 0- 0 | | | | |

| RPI 1-25 | | | | RPI 26-50 | | | | RPI 51-100 | | | | RPI 101+ Team's RPI: 162 | | | |
|---------------------------|---|--------------|-------|-----------|---|--------------|-------|------------|---|---------------|-------|--------------------------|---|----------------|---------|
| RPI | S | Opponent | Score | RPI | S | Opponent | Score | RPI | S | Opponent | Score | RPI | S | Opponent | Score |
| 17 | H | Rutgers | 60 71 | 33 | H | Missouri | 45 67 | 73 | A | Northwestern | 45 68 | 111 | A | Penn St. | 48 62 |
| 20 | H | Indiana | 83 85 | 37 | A | Clemson | 67 69 | 77 | H | Nebraska | 67 77 | 149 | H | Indiana St. | 75 57 |
| | | | | | | | | 90 | A | Minnesota | 66 62 | 183 | H | Eastern Mich. | 72 66 |
| | | | | | | | | | | | | 204 | H | SIUE | 74 57 |
| | | | | | | | | | | | | 245 | N | Sacramento St. | 107 109 |
| | | | | | | | | | | | | 255 | H | Columbia | 76 69 |
| | | | | | | | | | | | | 258 | H | Alabama A&M | 88 60 |
| | | | | | | | | | | | | 270 | H | Murray St. | 84 52 |
| | | | | | | | | | | | | 299 | H | Valparaiso | 73 54 |
| | | | | | | | | | | | | 301 | A | Cal Poly | 74 51 |
| ----- | | | | | | | | | | | | | | | |
| LAST 12 Division I GAMES: | | | | | | | | | | | | | | | |
| 77 | H | Nebraska | 67 77 | 20 | H | Indiana | 83 85 | 33 | H | Missouri | 45 67 | 204 | H | SIUE | 74 57 |
| 111 | A | Penn St. | 48 62 | 73 | A | Northwestern | 45 68 | 270 | H | Murray St. | 84 52 | 149 | H | Indiana St. | 75 57 |
| 17 | H | Rutgers | 60 71 | 90 | A | Minnesota | 66 62 | 183 | H | Eastern Mich. | 72 66 | 255 | H | Columbia | 76 69 |
| 90 | A | Minnesota | 66 62 | 37 | A | Clemson | 67 69 | | | | | 258 | H | Alabama A&M | 88 60 |
| 73 | A | Northwestern | 45 68 | | | | | | | | | 270 | H | Murray St. | 84 52 |
| 37 | A | Clemson | 67 69 | | | | | | | | | 299 | H | Valparaiso | 73 54 |

Non-Div I Games:

| | | | | | | | | | | |
|-------------------|----------|-----------|----------------|------------|-------------|---------------|------|------|-------|-----------|
| Average RPI Win: | 233 | WON-LOST | WINNING | LAST 10 | STRENGTH OF | OPP. STRENGTH | TEAM | ADJ. | CONF. | ADJ CONF. |
| Average RPI Loss: | 138 | RECORD | PCT. RANK | GAMES | SCHEDULE | OF SCHEDULE | RPI | RPI | RPI | RPI |
| DIV. I ONLY | 9- 6 | 113 | 8-2 | 264 | 206 | 172 | 172 | 13 | 13 | |
| DIV. I NON-CONF. | 6- 4 | 125 | 0- 0 | 305 | 272 | 191 | 191 | 14 | 14 | |
| TOTALS | RPI 1-25 | RPI 26-50 | W-L RECORDS | RPI 51-100 | RPI 101-150 | RPI 150+ | | | | |
| 9- 6 | 0- 2 | 0- 0 | OVERALL | 1- 0 | 0- 1 | 8- 3 | | | | |
| 6- 1 | 0- 1 | 0- 0 | HOME | 1- 0 | 0- 0 | 5- 0 | | | | |
| 3- 5 | 0- 1 | 0- 0 | AWAY | 0- 0 | 0- 1 | 3- 3 | | | | |
| 0- 0 | 0- 0 | 0- 0 | NEUTRAL | 0- 0 | 0- 0 | 0- 0 | | | | |
| 6- 4 | 0- 1 | 0- 0 | NON-CONFERENCE | 0- 0 | 0- 0 | 6- 3 | | | | |
| 4- 0 | 0- 0 | 0- 0 | HOME | 0- 0 | 0- 0 | 4- 0 | | | | |
| 2- 4 | 0- 1 | 0- 0 | AWAY | 0- 0 | 0- 0 | 2- 3 | | | | |
| 0- 0 | 0- 0 | 0- 0 | NEUTRAL | 0- 0 | 0- 0 | 0- 0 | | | | |
| 3- 2 | 0- 1 | 0- 0 | CONFERENCE | 1- 0 | 0- 1 | 2- 0 | | | | |
| 2- 1 | 0- 1 | 0- 0 | HOME | 1- 0 | 0- 0 | 1- 0 | | | | |
| 1- 1 | 0- 0 | 0- 0 | AWAY | 0- 0 | 0- 1 | 1- 0 | | | | |
| 0- 0 | 0- 0 | 0- 0 | NEUTRAL | 0- 0 | 0- 0 | 0- 0 | | | | |

| | | | | |
|---------------------------|--------------------------|----------------------|----------------------------|-----------------|
| RPI 1-25 | RPI 26-50 | RPI 51-100 | RPI 101+ | Team's RPI: 172 |
| RPI S Opponent Score | RPI S Opponent Score | RPI S Opponent Score | RPI S Opponent Score | |
| 14 H Drake 64 82 | | 76 H UNI 66 64 | 149 A Indiana St. 44 59 | |
| 18 A Butler 56 58 | | | 167 H Southern Ill. 60 52 | |
| | | | 183 A Eastern Mi ch. 41 50 | |
| | | | 192 A UMKC 62 55 | |
| | | | 200 H North Dakota 67 55 | |
| | | | 204 A SIUE 61 68 | |
| | | | 212 H Saint Louis 72 67 | |
| | | | 260 A Cleveland St. 63 67 | |
| | | | 285 A Northern Ky. 58 53 | |
| | | | 291 H Oakl and 62 56 | |
| | | | 333 H Austin Peay 61 49 | |
| | | | 345 A Evansville 72 61 | |
| LAST 12 Division I GAMES: | | | | |
| 167 H Southern Ill. 60 52 | 192 A UMKC 62 55 | | | |
| 345 A Evansville 72 61 | 212 H Saint Louis 72 67 | | | |
| 149 A Indiana St. 44 59 | 285 A Northern Ky. 58 53 | | | |
| 14 H Drake 64 82 | 333 H Austin Peay 61 49 | | | |
| 76 H UNI 66 64 | 291 H Oakl and 62 56 | | | |
| 260 A Cleveland St. 63 67 | 18 A Butler 56 58 | | | |

Non-Div I Games: Maryville (MO) 61 52

Illinois St.

| | | | | | | | | | | |
|-------------------|----------|-----------|----------------|------------|-------------|---------------|------|------|-------|-----------|
| Average RPI Win: | 334 | WON-LOST | WINNING | LAST 10 | STRENGTH OF | OPP. STRENGTH | TEAM | ADJ. | CONF. | ADJ CONF. |
| Average RPI Loss: | 168 | RECORD | PCT. RANK | GAMES | SCHEDULE | OF SCHEDULE | RPI | RPI | RPI | RPI |
| DIV. I ONLY | 1- 14 | 342 | 1-9 | 204 | 252 | 321 | 321 | 25 | 25 | |
| DIV. I NON-CONF. | 0- 11 | 336 | 0- 0 | 76 | 209 | 301 | 301 | 22 | 22 | |
| ----- | | | | | | | | | | |
| TOTALS | RPI 1-25 | RPI 26-50 | W-L RECORDS | RPI 51-100 | RPI 101-150 | RPI 150+ | | | | |
| 1- 14 | 0- 2 | 0- 0 | OVERALL | 0- 2 | 0- 3 | 1- 7 | | | | |
| 0- 5 | 0- 0 | 0- 0 | HOME | 0- 0 | 0- 3 | 0- 2 | | | | |
| 1- 9 | 0- 2 | 0- 0 | AWAY | 0- 2 | 0- 0 | 1- 5 | | | | |
| 0- 0 | 0- 0 | 0- 0 | NEUTRAL | 0- 0 | 0- 0 | 0- 0 | | | | |
| 0- 11 | 0- 2 | 0- 0 | NON-CONFERENCE | 0- 2 | 0- 3 | 0- 4 | | | | |
| 0- 4 | 0- 0 | 0- 0 | HOME | 0- 0 | 0- 3 | 0- 1 | | | | |
| 0- 7 | 0- 2 | 0- 0 | AWAY | 0- 2 | 0- 0 | 0- 3 | | | | |
| 0- 0 | 0- 0 | 0- 0 | NEUTRAL | 0- 0 | 0- 0 | 0- 0 | | | | |
| 1- 3 | 0- 0 | 0- 0 | CONFERENCE | 0- 0 | 0- 0 | 1- 3 | | | | |
| 0- 1 | 0- 0 | 0- 0 | HOME | 0- 0 | 0- 0 | 0- 1 | | | | |
| 1- 2 | 0- 0 | 0- 0 | AWAY | 0- 0 | 0- 0 | 1- 2 | | | | |
| 0- 0 | 0- 0 | 0- 0 | NEUTRAL | 0- 0 | 0- 0 | 0- 0 | | | | |

| RPI 1-25 | | | | RPI 26-50 | | | | RPI 51-100 | | | | RPI 101+ Team's RPI: 321 | | | |
|---------------------------|---|-----------------|-------|-----------|---|---------------|-------|------------|---|-----------|-------|--------------------------|---|-----------------|-------|
| RPI | S | Opponent | Score | RPI | S | Opponent | Score | RPI | S | Opponent | Score | RPI | S | Opponent | Score |
| 15 | A | Arizona St. | 43 81 | | | | | 58 | A | Arizona | 42 84 | 116 | H | UT Arlington | 49 97 |
| 23 | A | South Dakota | 43 96 | | | | | 90 | A | Minnesota | 39 75 | 117 | H | Rice | 63 74 |
| | | | | | | | | | | | | 121 | H | Houston | 60 79 |
| | | | | | | | | | | | | 198 | A | Massachusetts | 59 71 |
| | | | | | | | | | | | | 206 | A | San Diego St. | 38 81 |
| | | | | | | | | | | | | 218 | A | Nicholls St. | 62 86 |
| | | | | | | | | | | | | 227 | H | Sam Houston St. | 56 76 |
| | | | | | | | | | | | | 297 | H | Weber St. | 64 72 |
| | | | | | | | | | | | | 324 | A | Central Ark. | 43 74 |
| | | | | | | | | | | | | 334 | A | McNeese | 68 66 |
| | | | | | | | | | | | | 338 | A | Grand Canyon | 63 74 |
| ----- | | | | | | | | | | | | | | | |
| LAST 12 Division I GAMES: | | | | | | | | | | | | | | | |
| 324 | A | Central Ark. | 43 74 | 198 | A | Massachusetts | 59 71 | | | | | | | | |
| 227 | H | Sam Houston St. | 56 76 | 90 | A | Minnesota | 39 75 | | | | | | | | |
| 218 | A | Nicholls St. | 62 86 | 116 | H | UT Arlington | 49 97 | | | | | | | | |
| 334 | A | McNeese | 68 66 | 58 | A | Arizona | 42 84 | | | | | | | | |
| 117 | H | Rice | 63 74 | 297 | H | Weber St. | 64 72 | | | | | | | | |
| 121 | H | Houston | 60 79 | 206 | A | San Diego St. | 38 81 | | | | | | | | |

Non-Div I Games:

Incarnate Word

| | | | | | | | | | | |
|-------------------|----------|-----------|----------------|------------|-------------|---------------|------|------|-------|-----------|
| Average RPI Win: | 130 | WON-LOST | WINNING | LAST 10 | STRENGTH OF | OPP. STRENGTH | TEAM | ADJ. | CONF. | ADJ CONF. |
| Average RPI Loss: | 111 | RECORD | PCT. RANK | GAMES | SCHEDULE | OF SCHEDULE | RPI | RPI | RPI | RPI |
| DIV. I ONLY | 15- 3 | 24 | 7-3 | 78 | 21 | 20 | 20 | 4 | 4 | |
| DIV. I NON-CONF. | 11- 1 | 13 | 0- 0 | 112 | 31 | 18 | 18 | 5 | 5 | |
| ----- | | | | | | | | | | |
| TOTALS | RPI 1-25 | RPI 26-50 | W-L RECORDS | RPI 51-100 | RPI 101-150 | RPI 150+ | | | | |
| 15- 3 | 3- 0 | 1- 0 | OVERALL | 0- 2 | 5- 0 | 6- 1 | | | | |
| 8- 1 | 2- 0 | 0- 0 | HOME | 0- 1 | 3- 0 | 3- 0 | | | | |
| 5- 1 | 0- 0 | 1- 0 | AWAY | 0- 1 | 1- 0 | 3- 0 | | | | |
| 2- 1 | 1- 0 | 0- 0 | NEUTRAL | 0- 0 | 1- 0 | 0- 1 | | | | |
| 11- 1 | 2- 0 | 1- 0 | NON-CONFERENCE | 0- 0 | 4- 0 | 4- 1 | | | | |
| 6- 0 | 1- 0 | 0- 0 | HOME | 0- 0 | 2- 0 | 3- 0 | | | | |
| 3- 0 | 0- 0 | 1- 0 | AWAY | 0- 0 | 1- 0 | 1- 0 | | | | |
| 2- 1 | 1- 0 | 0- 0 | NEUTRAL | 0- 0 | 1- 0 | 0- 1 | | | | |
| 4- 2 | 1- 0 | 0- 0 | CONFERENCE | 0- 2 | 1- 0 | 2- 0 | | | | |
| 2- 1 | 1- 0 | 0- 0 | HOME | 0- 1 | 1- 0 | 0- 0 | | | | |
| 2- 1 | 0- 0 | 0- 0 | AWAY | 0- 1 | 0- 0 | 2- 0 | | | | |
| 0- 0 | 0- 0 | 0- 0 | NEUTRAL | 0- 0 | 0- 0 | 0- 0 | | | | |

| RPI 1-25 | | | | RPI 26-50 | | | | RPI 51-100 | | | | RPI 101+ | | | |
|---------------------------|---|--------------|-------|-----------|---|--------------|-------|------------|---|------------------|-------|----------|---|------------------|-------|
| RPI | S | Opponent | Score | RPI | S | Opponent | Score | RPI | S | Opponent | Score | RPI | S | Opponent | Score |
| 18 | H | Butler | 66 46 | 41 | A | UCLA | 67 65 | 73 | H | Northwestern | 69 75 | 104 | H | Northern Ill. | 91 73 |
| 23 | N | South Dakota | 68 60 | | | | | 86 | A | Ohio St. | 50 55 | 108 | A | Wake Forest | 87 73 |
| 25 | H | Michigan St. | 68 64 | | | | | | | | | 110 | H | Missouri St. | 98 74 |
| | | | | | | | | | | | | 111 | H | Penn St. | 83 75 |
| | | | | | | | | | | | | 130 | N | Loyola Marymount | 67 43 |
| | | | | | | | | | | | | 160 | A | Wisconsin | 75 68 |
| | | | | | | | | | | | | 162 | A | Illinois | 85 83 |
| | | | | | | | | | | | | 175 | N | Grambling | 62 65 |
| | | | | | | | | | | | | 181 | H | Milwaukee | 68 66 |
| | | | | | | | | | | | | 203 | H | Florida | 83 64 |
| | | | | | | | | | | | | 282 | H | North Florida | 75 52 |
| | | | | | | | | | | | | 291 | A | Oakland | 59 32 |
| ----- | | | | | | | | | | | | | | | |
| LAST 12 Division I GAMES: | | | | | | | | | | | | | | | |
| 73 | H | Northwestern | 69 75 | 160 | A | Wisconsin | 75 68 | 23 | N | South Dakota | 68 60 | 175 | N | Grambling | 62 65 |
| 86 | A | Ohio St. | 50 55 | 25 | H | Michigan St. | 68 64 | 130 | N | Loyola Marymount | 67 43 | 110 | H | Missouri St. | 98 74 |
| 111 | H | Penn St. | 83 75 | 41 | A | UCLA | 67 65 | 18 | H | Butler | 66 46 | | | | |

Non-Div I Games:

Indiana

| | | | | | | | | | | |
|-------------------|----------|-----------|----------------|------------|-------------|---------------|------|------|-------|-----------|
| Average RPI Win: | 249 | WON-LOST | WINNING | LAST 10 | STRENGTH OF | OPP. STRENGTH | TEAM | ADJ. | CONF. | ADJ CONF. |
| Average RPI Loss: | 138 | RECORD | PCT. RANK | GAMES | SCHEDULE | OF SCHEDULE | RPI | RPI | RPI | RPI |
| DIV. I ONLY | 8- 7 | 150 | 5-5 | 170 | 289 | 149 | 149 | 13 | 13 | |
| DIV. I NON-CONF. | 5- 5 | 162 | 0- 0 | 209 | 296 | 173 | 173 | 14 | 14 | |
| ----- | | | | | | | | | | |
| TOTALS | RPI 1-25 | RPI 26-50 | W-L RECORDS | RPI 51-100 | RPI 101-150 | RPI 150+ | | | | |
| 8- 7 | 0- 1 | 0- 0 | OVERALL | 0- 0 | 0- 3 | 8- 3 | | | | |
| 2- 2 | 0- 0 | 0- 0 | HOME | 0- 0 | 0- 1 | 2- 1 | | | | |
| 6- 4 | 0- 1 | 0- 0 | AWAY | 0- 0 | 0- 1 | 6- 2 | | | | |
| 0- 1 | 0- 0 | 0- 0 | NEUTRAL | 0- 0 | 0- 1 | 0- 0 | | | | |
| 5- 5 | 0- 1 | 0- 0 | NON-CONFERENCE | 0- 0 | 0- 2 | 5- 2 | | | | |
| 1- 1 | 0- 0 | 0- 0 | HOME | 0- 0 | 0- 1 | 1- 0 | | | | |
| 4- 3 | 0- 1 | 0- 0 | AWAY | 0- 0 | 0- 0 | 4- 2 | | | | |
| 0- 1 | 0- 0 | 0- 0 | NEUTRAL | 0- 0 | 0- 1 | 0- 0 | | | | |
| 3- 2 | 0- 0 | 0- 0 | CONFERENCE | 0- 0 | 0- 1 | 3- 1 | | | | |
| 1- 1 | 0- 0 | 0- 0 | HOME | 0- 0 | 0- 0 | 1- 1 | | | | |
| 2- 1 | 0- 0 | 0- 0 | AWAY | 0- 0 | 0- 1 | 2- 0 | | | | |
| 0- 0 | 0- 0 | 0- 0 | NEUTRAL | 0- 0 | 0- 0 | 0- 0 | | | | |

| RPI 1-25 | | | | RPI 26-50 | | | | RPI 51-100 | | | | RPI 101+ Team's RPI: 149 | | | |
|---------------------------|---|---------------|-------|-----------|---|-------------------|-------|------------|---|----------|-------|--------------------------|---|-------------------|-------|
| RPI | S | Opponent | Score | RPI | S | Opponent | Score | RPI | S | Opponent | Score | RPI | S | Opponent | Score |
| 18 | A | Butler | 49 72 | | | | | | | | | 110 | A | Missouri St. | 58 71 |
| | | | | | | | | | | | | 140 | H | IUPUI | 59 64 |
| | | | | | | | | | | | | 145 | N | UC Irvine | 61 77 |
| | | | | | | | | | | | | 162 | A | Illinois | 57 75 |
| | | | | | | | | | | | | 167 | A | Southern Ill. | 61 58 |
| | | | | | | | | | | | | 172 | H | Illinois St. | 59 44 |
| | | | | | | | | | | | | 177 | H | Bradley | 45 61 |
| | | | | | | | | | | | | 212 | A | Saint Louis | 60 56 |
| | | | | | | | | | | | | 216 | A | Eastern Ill. | 39 63 |
| | | | | | | | | | | | | 224 | A | Southeast Mo. St. | 62 51 |
| | | | | | | | | | | | | 246 | A | Marshall | 62 53 |
| | | | | | | | | | | | | 299 | A | Valparaiso | 86 82 |
| | | | | | | | | | | | | 337 | H | UIC | 60 53 |
| | | | | | | | | | | | | 338 | A | Grand Canyon | 88 81 |
| LAST 12 Division I GAMES: | | | | | | | | | | | | | | | |
| 299 | A | Valparaiso | 86 82 | 216 | A | Eastern Ill. | 39 63 | | | | | | | | |
| 177 | H | Bradley | 45 61 | 18 | A | Butler | 49 72 | | | | | | | | |
| 172 | H | Illinois St. | 59 44 | 337 | H | UIC | 60 53 | | | | | | | | |
| 167 | A | Southern Ill. | 61 58 | 162 | A | Illinois | 57 75 | | | | | | | | |
| 110 | A | Missouri St. | 58 71 | 140 | H | IUPUI | 59 64 | | | | | | | | |
| 145 | N | UC Irvine | 61 77 | 224 | A | Southeast Mo. St. | 62 51 | | | | | | | | |

Non-Div I Games: Davenport 79 43

Indiana St.

**I
o
n
a**

I
o
n
a

l ona

| | | | | | | | | | | |
|----------------------|--|----------|-----------|-----------|----------------|---------------|------------|-------------|----------|-----------|
| Average RPI Win: 125 | | WON-LOST | WINNING | LAST 10 | STRENGTH OF | OPP. STRENGTH | TEAM | ADJ. | CONF. | ADJ CONF. |
| Average RPI Loss: 23 | | RECORD | PCT. RANK | GAMES | SCHEDULE | OF SCHEDULE | RPI | RPI | RPI | RPI |
| DIV. I ONLY | | 13- 4 | 41 | 8-2 | 10 | 24 | 13 | 13 | 4 | 4 |
| DIV. I NON-CONF. | | 9- 2 | 43 | 0- 1 | 19 | 20 | 11 | 11 | 5 | 5 |
| <hr/> | | | | | | | | | | |
| TOTALS | | RPI 1-25 | | RPI 26-50 | W-L RECORDS | | RPI 51-100 | RPI 101-150 | RPI 150+ | |
| 13- 4 | | 2- 3 | | 0- 1 | OVERALL | | 4- 0 | 3- 0 | 4- 0 | |
| 9- 0 | | 1- 0 | | 0- 0 | HOME | | 3- 0 | 1- 0 | 4- 0 | |
| 3- 3 | | 1- 2 | | 0- 1 | AWAY | | 1- 0 | 1- 0 | 0- 0 | |
| 1- 1 | | 0- 1 | | 0- 0 | NEUTRAL | | 0- 0 | 1- 0 | 0- 0 | |
| 9- 2 | | 2- 2 | | 0- 0 | NON-CONFERENCE | | 1- 0 | 3- 0 | 3- 0 | |
| 6- 0 | | 1- 0 | | 0- 0 | HOME | | 1- 0 | 1- 0 | 3- 0 | |
| 2- 1 | | 1- 1 | | 0- 0 | AWAY | | 0- 0 | 1- 0 | 0- 0 | |
| 1- 1 | | 0- 1 | | 0- 0 | NEUTRAL | | 0- 0 | 1- 0 | 0- 0 | |
| 4- 2 | | 0- 1 | | 0- 1 | CONFERENCE | | 3- 0 | 0- 0 | 1- 0 | |
| 3- 0 | | 0- 0 | | 0- 0 | HOME | | 2- 0 | 0- 0 | 1- 0 | |
| 1- 2 | | 0- 1 | | 0- 1 | AWAY | | 1- 0 | 0- 0 | 0- 0 | |
| 0- 0 | | 0- 0 | | 0- 0 | NEUTRAL | | 0- 0 | 0- 0 | 0- 0 | |

| RPI | S | Opponent | Score | RPI | S | Opponent | Score | RPI | S | Opponent | Score | RPI | S | Opponent | Score |
|---------------------------|---|---------------|--------|-----|---|-----------|-------|-----|---|--------------|-------|-----|---|---------------|--------|
| 1 | A | Notre Dame | 71 105 | 45 | A | Purdue | 57 62 | 67 | H | Michigan | 75 61 | 106 | A | Western Ky. | 104 67 |
| 11 | H | Iowa St. | 73 70 | | | | | 76 | H | UNI | 83 57 | 109 | N | West Virginia | 84 81 |
| 14 | A | Drake | 91 82 | | | | | 77 | H | Nebraska | 77 71 | 140 | H | IUPUI | 72 58 |
| 21 | N | Florida St. | 67 71 | | | | | 90 | A | Minnesota | 81 63 | 160 | H | Wisconsin | 71 53 |
| 25 | A | Michigan St. | 70 84 | | | | | | | | | 165 | H | Oral Roberts | 90 77 |
| | | | | | | | | | | | | 262 | H | Robert Morris | 92 63 |
| | | | | | | | | | | | | 348 | H | N. C. Central | 106 39 |
| ----- | | | | | | | | | | | | | | | |
| LAST 12 Division I GAMES: | | | | | | | | | | | | | | | |
| 21 | N | Florida St. | 67 71 | 77 | H | Nebraska | 77 71 | 25 | A | Michigan St. | 70 84 | 14 | A | Drake | 91 82 |
| 67 | H | Michigan | 75 61 | 76 | H | UNI | 83 57 | 76 | H | UNI | 83 57 | 140 | H | IUPUI | 72 58 |
| 90 | A | Minnesota | 81 63 | 90 | A | Minnesota | 81 63 | 140 | H | IUPUI | 72 58 | 11 | H | Iowa St. | 73 70 |
| 45 | A | Purdue | 57 62 | 160 | H | Wisconsin | 71 53 | 11 | H | Iowa St. | 73 70 | | | | |
| 262 | H | Robert Morris | 92 63 | | | | | | | | | | | | |

Non-Div I Games:

Iowa

| | | | | | | | | | | |
|-------------------|----------|-----------|----------------|------------|-------------|---------------|------|------|-------|-----------|
| Average RPI Win: | 100 | WON-LOST | WINNING | LAST 10 | STRENGTH OF | OPP. STRENGTH | TEAM | ADJ. | CONF. | ADJ CONF. |
| Average RPI Loss: | 44 | RECORD | PCT. RANK | GAMES | SCHEDULE | OF SCHEDULE | RPI | RPI | RPI | RPI |
| DIV. I ONLY | 13- 4 | 41 | 7-3 | 2 | 70 | 11 | 11 | 3 | 3 | |
| DIV. I NON-CONF. | 10- 2 | 37 | 3- 0 | 10 | 71 | 9 | 9 | 3 | 3 | |
| ----- | | | | | | | | | | |
| TOTALS | RPI 1-25 | RPI 26-50 | W-L RECORDS | RPI 51-100 | RPI 101-150 | RPI 150+ | | | | |
| 13- 4 | 1- 2 | 4- 1 | OVERALL | 3- 0 | 1- 1 | 4- 0 | | | | |
| 11- 1 | 1- 0 | 4- 1 | HOME | 2- 0 | 1- 0 | 3- 0 | | | | |
| 1- 3 | 0- 2 | 0- 0 | AWAY | 1- 0 | 0- 1 | 0- 0 | | | | |
| 1- 0 | 0- 0 | 0- 0 | NEUTRAL | 0- 0 | 0- 0 | 1- 0 | | | | |
| 10- 2 | 1- 2 | 3- 0 | NON-CONFERENCE | 1- 0 | 1- 0 | 4- 0 | | | | |
| 9- 0 | 1- 0 | 3- 0 | HOME | 1- 0 | 1- 0 | 3- 0 | | | | |
| 0- 2 | 0- 2 | 0- 0 | AWAY | 0- 0 | 0- 0 | 0- 0 | | | | |
| 1- 0 | 0- 0 | 0- 0 | NEUTRAL | 0- 0 | 0- 0 | 1- 0 | | | | |
| 3- 2 | 0- 0 | 1- 1 | CONFERENCE | 2- 0 | 0- 1 | 0- 0 | | | | |
| 2- 1 | 0- 0 | 1- 1 | HOME | 1- 0 | 0- 0 | 0- 0 | | | | |
| 1- 1 | 0- 0 | 0- 0 | AWAY | 1- 0 | 0- 1 | 0- 0 | | | | |
| 0- 0 | 0- 0 | 0- 0 | NEUTRAL | 0- 0 | 0- 0 | 0- 0 | | | | |

| RPI 1-25 | | | | RPI 26-50 | | | | RPI 51-100 | | | | RPI 101+ | | | |
|---------------------------|---|--------------|-------|-----------|---|---------------|-------|------------|---|--------------|-------|----------|---|---------------|-------|
| RPI | S | Opponent | Score | RPI | S | Opponent | Score | RPI | S | Opponent | Score | RPI | S | Opponent | Score |
| 13 | A | Iowa | 70 73 | 30 | H | Texas | 62 64 | 59 | A | Kansas | 82 73 | 104 | H | Northern Ill. | 70 60 |
| 14 | H | Drake | 86 81 | 38 | H | Miami (FL) | 75 52 | 61 | H | Arkansas | 91 82 | 109 | A | West Virginia | 64 73 |
| 23 | A | South Dakota | 59 64 | 47 | H | Kansas St. | 96 58 | 66 | H | TCU | 92 54 | 183 | N | Eastern Mich. | 85 59 |
| | | | | 49 | H | Auburn | 67 64 | | | | | 195 | H | Prairie View | 94 46 |
| | | | | 50 | H | Bucknell | 86 61 | | | | | 200 | H | North Dakota | 87 35 |
| | | | | | | | | | | | | 235 | H | Niagara | 95 35 |
| ----- | | | | | | | | | | | | | | | |
| LAST 12 Division I GAMES: | | | | | | | | | | | | | | | |
| | | | | 104 | H | Northern Ill. | 70 60 | 66 | H | TCU | 92 54 | | | | |
| | | | | 49 | H | Auburn | 67 64 | 59 | A | Kansas | 82 73 | | | | |
| | | | | 38 | H | Miami (FL) | 75 52 | 47 | H | Kansas St. | 96 58 | | | | |
| | | | | 109 | A | West Virginia | 64 73 | 50 | H | Bucknell | 86 61 | | | | |
| | | | | 30 | H | Texas | 62 64 | 195 | H | Prairie View | 94 46 | | | | |
| | | | | 200 | H | North Dakota | 87 35 | 14 | H | Drake | 86 81 | | | | |

Non-Div I Games:

Iowa St.

| | | | | | | | | | | |
|-------------------|----------|-----------|----------------|------------|-------------|---------------|------|------|-------|-----------|
| Average RPI Win: | 337 | WON-LOST | WINNING | LAST 10 | STRENGTH OF | OPP. STRENGTH | TEAM | ADJ. | CONF. | ADJ CONF. |
| Average RPI Loss: | 180 | RECORD | PCT. RANK | GAMES | SCHEDULE | OF SCHEDULE | RPI | RPI | RPI | RPI |
| DIV. I ONLY | 3- 10 | 299 | 4-6 | 302 | 296 | 332 | 332 | 29 | 29 | |
| DIV. I NON-CONF. | 2- 7 | 288 | 0- 0 | 174 | 306 | 282 | 282 | 26 | 26 | |
| <hr/> | | | | | | | | | | |
| TOTALS | RPI 1-25 | RPI 26-50 | W-L RECORDS | RPI 51-100 | RPI 101-150 | RPI 150+ | | | | |
| 3- 10 | 0- 1 | 0- 0 | OVERALL | 0- 1 | 0- 1 | 3- 7 | | | | |
| 2- 2 | 0- 0 | 0- 0 | HOME | 0- 0 | 0- 0 | 2- 2 | | | | |
| 0- 7 | 0- 1 | 0- 0 | AWAY | 0- 1 | 0- 1 | 0- 4 | | | | |
| 1- 1 | 0- 0 | 0- 0 | NEUTRAL | 0- 0 | 0- 0 | 1- 1 | | | | |
| 2- 7 | 0- 1 | 0- 0 | NON-CONFERENCE | 0- 1 | 0- 1 | 2- 4 | | | | |
| 1- 1 | 0- 0 | 0- 0 | HOME | 0- 0 | 0- 0 | 1- 1 | | | | |
| 0- 5 | 0- 1 | 0- 0 | AWAY | 0- 1 | 0- 1 | 0- 2 | | | | |
| 1- 1 | 0- 0 | 0- 0 | NEUTRAL | 0- 0 | 0- 0 | 1- 1 | | | | |
| 1- 3 | 0- 0 | 0- 0 | CONFERENCE | 0- 0 | 0- 0 | 1- 3 | | | | |
| 1- 1 | 0- 0 | 0- 0 | HOME | 0- 0 | 0- 0 | 1- 1 | | | | |
| 0- 2 | 0- 0 | 0- 0 | AWAY | 0- 0 | 0- 0 | 0- 2 | | | | |
| 0- 0 | 0- 0 | 0- 0 | NEUTRAL | 0- 0 | 0- 0 | 0- 0 | | | | |

| RPI 1-25 | | | | RPI 26-50 | | | | RPI 51-100 | | | | RPI 101+ | | | | Team's RPI: 332 |
|---------------------------|---|-----------------|--------|-----------|---|------------------|--------|------------|---|-----------------|--------|----------|---|------------------|-------|-----------------|
| RPI | S | Opponent | Score | RPI | S | Opponent | Score | RPI | S | Opponent | Score | RPI | S | Opponent | Score | |
| 9 | A | Mississippi St. | 38 105 | | | | | 61 | A | Arkansas | 57 76 | 116 | A | UT Arlington | 63 99 | |
| | | | | | | | | | | | | 170 | H | Southern U. | 74 76 | |
| | | | | | | | | | | | | 176 | N | Akron | 57 74 | |
| | | | | | | | | | | | | 201 | H | Southeastern La. | 45 50 | |
| | | | | | | | | | | | | 258 | A | Alabama A&M | 55 58 | |
| | | | | | | | | | | | | 263 | A | Alabama St. | 67 74 | |
| | | | | | | | | | | | | 273 | A | Memphis | 67 68 | |
| | | | | | | | | | | | | 274 | A | Louisiana | 61 68 | |
| | | | | | | | | | | | | 324 | H | Central Ark. | 65 56 | |
| | | | | | | | | | | | | 337 | N | UIC | 72 57 | |
| | | | | | | | | | | | | 350 | H | Alcorn | 88 66 | |
| <hr/> | | | | | | | | | | | | | | | | |
| LAST 12 Division I GAMES: | | | | | | | | | | | | | | | | |
| 170 | H | Southern U. | 74 76 | 337 | N | UIC | 72 57 | 176 | N | Akron | 57 74 | 201 | H | Southeastern La. | 45 50 | |
| 350 | H | Alcorn | 88 66 | 176 | N | Akron | 57 74 | 9 | A | Mississippi St. | 38 105 | 61 | A | Louisiana | 61 68 | |
| 263 | A | Alabama St. | 67 74 | 201 | H | Southeastern La. | 45 50 | 274 | A | Louisiana | 61 68 | 324 | H | Central Ark. | 65 56 | |
| 258 | A | Alabama A&M | 55 58 | 9 | A | Mississippi St. | 38 105 | | | | | | | | | |
| 61 | A | Arkansas | 57 76 | | | | | | | | | | | | | |
| 116 | A | UT Arlington | 63 99 | | | | | | | | | | | | | |

Non-Div I Games: Spring Hill 105 57 Millsaps 88 38

Jackson St.

| | | | | | | | | | | |
|-------------------|----------|-----------|----------------|------------|-------------|---------------|------|------|-------|-----------|
| Average RPI Win: | 295 | WON-LOST | WINNING | LAST 10 | STRENGTH OF | OPP. STRENGTH | TEAM | ADJ. | CONF. | ADJ CONF. |
| Average RPI Loss: | 150 | RECORD | PCT. RANK | GAMES | SCHEDULE | OF SCHEDULE | RPI | RPI | RPI | RPI |
| DIV. I ONLY | 6- 8 | 211 | 6-4 | 256 | 294 | 219 | 219 | 26 | 26 | |
| DIV. I NON-CONF. | 4- 6 | 212 | 0- 0 | 189 | 277 | 200 | 200 | 27 | 27 | |
| ----- | | | | | | | | | | |
| TOTALS | RPI 1-25 | RPI 26-50 | W-L RECORDS | RPI 51-100 | RPI 101-150 | RPI 150+ | | | | |
| 6- 8 | 0- 1 | 0- 1 | OVERALL | 0- 1 | 0- 1 | 6- 4 | | | | |
| 2- 2 | 0- 0 | 0- 0 | HOME | 0- 0 | 0- 0 | 2- 2 | | | | |
| 4- 4 | 0- 1 | 0- 1 | AWAY | 0- 0 | 0- 1 | 4- 1 | | | | |
| 0- 2 | 0- 0 | 0- 0 | NEUTRAL | 0- 1 | 0- 0 | 0- 1 | | | | |
| 4- 6 | 0- 1 | 0- 1 | NON-CONFERENCE | 0- 1 | 0- 1 | 4- 2 | | | | |
| 1- 1 | 0- 0 | 0- 0 | HOME | 0- 0 | 0- 0 | 1- 1 | | | | |
| 3- 3 | 0- 1 | 0- 1 | AWAY | 0- 0 | 0- 1 | 3- 0 | | | | |
| 0- 2 | 0- 0 | 0- 0 | NEUTRAL | 0- 1 | 0- 0 | 0- 1 | | | | |
| 2- 2 | 0- 0 | 0- 0 | CONFERENCE | 0- 0 | 0- 0 | 2- 2 | | | | |
| 1- 1 | 0- 0 | 0- 0 | HOME | 0- 0 | 0- 0 | 1- 1 | | | | |
| 1- 1 | 0- 0 | 0- 0 | AWAY | 0- 0 | 0- 0 | 1- 1 | | | | |
| 0- 0 | 0- 0 | 0- 0 | NEUTRAL | 0- 0 | 0- 0 | 0- 0 | | | | |

| RPI 1-25 | | | | RPI 26-50 | | | | RPI 51-100 | | | | RPI 101+ Team's RPI: 219 | | | |
|---------------------------|---|--------------|-------|-----------|---|-----------------|-------|------------|---|-----------------|-------|--------------------------|---|-----------------|-------|
| RPI | S | Opponent | Score | RPI | S | Opponent | Score | RPI | S | Opponent | Score | RPI | S | Opponent | Score |
| 21 | A | Florida St. | 46 79 | 36 | A | Texas A&M | 53 73 | 69 | N | Old Domini on | 76 78 | 111 | A | Penn St. | 61 80 |
| | | | | | | | | | | | | 161 | H | North Ala. | 59 62 |
| | | | | | | | | | | | | 178 | H | Mercer | 71 66 |
| | | | | | | | | | | | | 248 | H | Bethune-Cookman | 56 58 |
| | | | | | | | | | | | | 258 | N | Al abama A&M | 60 65 |
| | | | | | | | | | | | | 265 | A | Liberty | 64 52 |
| | | | | | | | | | | | | 296 | A | Kennesaw St. | 55 75 |
| | | | | | | | | | | | | 315 | A | FIU | 73 62 |
| | | | | | | | | | | | | 331 | H | Li pscomb | 62 47 |
| | | | | | | | | | | | | 339 | A | Savannah St. | 68 58 |
| | | | | | | | | | | | | 341 | A | Char leston So. | 68 58 |
| LAST 12 Division I GAMES: | | | | | | | | | | | | | | | |
| 161 | H | North Ala. | 59 62 | 315 | A | FIU | 73 62 | 258 | N | Al abama A&M | 60 65 | 111 | A | Penn St. | 61 80 |
| 265 | A | Liberty | 64 52 | 248 | H | Bethune-Cookman | 56 58 | 341 | A | Char leston So. | 68 58 | 69 | N | Old Domini on | 76 78 |
| 296 | A | Kennesaw St. | 55 75 | 69 | N | Old Domini on | 76 78 | | | | | | | | |
| 331 | H | Lipscomb | 62 47 | | | | | | | | | | | | |
| 178 | H | Mercer | 71 66 | | | | | | | | | | | | |
| 339 | A | Savannah St. | 68 58 | | | | | | | | | | | | |

Non-Div I Games: Webber Int'l 73 39 Edward Waters 100 48 Warner 105 55

Jacksonville

| Average RPI | | Win: 262 | WON-LOST RECORD | WINNING PCT. RANK | LAST 10 GAMES | STRENGTH OF SCHEDULE | OPP. STRENGTH OF SCHEDULE | TEAM RPI | ADJ. RPI | CONF. RPI | ADJ. CONF. RPI |
|------------------|------|----------|-----------------|-------------------|----------------|----------------------|---------------------------|------------|----------|-------------|----------------|
| Loss: 102 | | | | | | | | | | | |
| DIV. I ONLY | | | 7- 8 | 192 | 5-5 | 230 | 176 | 196 | 196 | 22 | 22 |
| DIV. I NON-CONF. | | | 5- 5 | 162 | 0- 1 | 214 | 203 | 187 | 187 | 21 | 21 |
| TOTALS | | RPI 1-25 | | RPI 26-50 | | W-L RECORDS | | RPI 51-100 | | RPI 101-150 | RPI 150+ |
| 7- 8 | 0- 0 | | 0- 0 | | OVERALL | 0- 6 | | 0- 1 | | 7- 1 | |
| 2- 4 | 0- 0 | | 0- 0 | | HOME | 0- 3 | | 0- 0 | | 2- 1 | |
| 5- 2 | 0- 0 | | 0- 0 | | AWAY | 0- 1 | | 0- 1 | | 5- 0 | |
| 0- 2 | 0- 0 | | 0- 0 | | NEUTRAL | 0- 2 | | 0- 0 | | 0- 0 | |
| 5- 5 | 0- 0 | | 0- 0 | | NON-CONFERENCE | 0- 4 | | 0- 1 | | 5- 0 | |
| 1- 2 | 0- 0 | | 0- 0 | | HOME | 0- 2 | | 0- 0 | | 1- 0 | |
| 4- 1 | 0- 0 | | 0- 0 | | AWAY | 0- 0 | | 0- 1 | | 4- 0 | |
| 0- 2 | 0- 0 | | 0- 0 | | NEUTRAL | 0- 2 | | 0- 0 | | 0- 0 | |
| 2- 3 | 0- 0 | | 0- 0 | | CONFERENCE | 0- 2 | | 0- 0 | | 2- 1 | |
| 1- 2 | 0- 0 | | 0- 0 | | HOME | 0- 1 | | 0- 0 | | 1- 1 | |
| 1- 1 | 0- 0 | | 0- 0 | | AWAY | 0- 1 | | 0- 0 | | 1- 0 | |
| 0- 0 | 0- 0 | | 0- 0 | | NEUTRAL | 0- 0 | | 0- 0 | | 0- 0 | |

| RPI 1-25 | | | | RPI 26-50 | | | | RPI 51-100 | | | | RPI 101+ | | | | Team's RPI: 196 | |
|---------------------------|---|----------|-------|-----------|---|----------------|-------|------------|-----|----------------|-------------|----------|-----|----------|---------------|-----------------|----|
| RPI | S | Opponent | Score | RPI | S | Opponent | Score | RPI | S | Opponent | Score | RPI | S | Opponent | Score | | |
| | | | | | | | | 54 | A | Bel mont | 52 | 66 | 146 | A | Texas Tech | 58 | 71 |
| | | | | | | | | 54 | H | Bel mont | 41 | 64 | 191 | A | Ole Miss | 60 | 49 |
| | | | | | | | | 72 | N | Harvard | 62 | 69 | 194 | H | Georgia St. | 61 | 56 |
| | | | | | | | | 88 | H | Troy | 63 | 89 | 204 | H | SIUE | 47 | 51 |
| | | | | | | | | 96 | H | Miami (OH) | 41 | 58 | 216 | H | Eastern Ill. | 78 | 49 |
| | | | | | | | | 100 | N | Washington St. | 51 | 64 | 258 | A | Alabama A&M | 55 | 48 |
| | | | | | | | | | | | | | 302 | A | Tennessee St. | 62 | 52 |
| | | | | | | | | | | | | | 331 | A | Lipscomb | 58 | 46 |
| | | | | | | | | | | | | | 343 | A | Florida A&M | 62 | 31 |
| LAST 12 Division I GAMES: | | | | | | | | | | | | | | | | | |
| | | | | 100 | N | Washington St. | 51 | 64 | 54 | A | Bel mont | 52 | 66 | | | | |
| | | | | 54 | H | Bel mont | 41 | 64 | 88 | H | Troy | 63 | 89 | | | | |
| | | | | 204 | H | SIUE | 47 | 51 | 96 | H | Miami (OH) | 41 | 58 | | | | |
| | | | | 216 | H | Eastern Ill. | 78 | 49 | 194 | H | Georgia St. | 61 | 56 | | | | |
| | | | | 302 | A | Tennessee St. | 62 | 52 | 258 | A | Alabama A&M | 55 | 48 | | | | |
| | | | | 72 | N | Harvard | 62 | 69 | 191 | A | Ole Miss | 60 | 49 | | | | |

| | | | |
|------------------|------------|----|----|
| Non-Div I Games: | Montevallo | 84 | 52 |
|------------------|------------|----|----|

Jacksonville St.

■ Loss, ■ Non-Conf, S Site, H Home A Away N Neutral

| | | | | | | | | | | |
|-------------------|----------|-----------|----------------|------------|-------------|---------------|------|------|-------|-----------|
| Average RPI Win: | 190 | WON-LOST | WINNING | LAST 10 | STRENGTH OF | OPP. STRENGTH | TEAM | ADJ. | CONF. | ADJ CONF. |
| Average RPI Loss: | 120 | RECORD | PCT. RANK | GAMES | SCHEDULE | OF SCHEDULE | RPI | RPI | RPI | RPI |
| DIV. I ONLY | 12- 4 | 50 | 7-3 | 177 | 154 | 57 | 57 | 10 | 10 | |
| DIV. I NON-CONF. | 8- 3 | 71 | 0- 0 | 235 | 167 | 81 | 81 | 13 | 13 | |
| ----- | | | | | | | | | | |
| TOTALS | RPI 1-25 | RPI 26-50 | W-L RECORDS | RPI 51-100 | RPI 101-150 | RPI 150+ | | | | |
| 12- 4 | 0- 0 | 0- 1 | OVERALL | 2- 0 | 3- 2 | 7- 1 | | | | |
| 7- 0 | 0- 0 | 0- 0 | HOME | 2- 0 | 2- 0 | 3- 0 | | | | |
| 5- 4 | 0- 0 | 0- 1 | AWAY | 0- 0 | 1- 2 | 4- 1 | | | | |
| 0- 0 | 0- 0 | 0- 0 | NEUTRAL | 0- 0 | 0- 0 | 0- 0 | | | | |
| 8- 3 | 0- 0 | 0- 1 | NON-CONFERENCE | 1- 0 | 2- 1 | 5- 1 | | | | |
| 5- 0 | 0- 0 | 0- 0 | HOME | 1- 0 | 2- 0 | 2- 0 | | | | |
| 3- 3 | 0- 0 | 0- 1 | AWAY | 0- 0 | 0- 1 | 3- 1 | | | | |
| 0- 0 | 0- 0 | 0- 0 | NEUTRAL | 0- 0 | 0- 0 | 0- 0 | | | | |
| 4- 1 | 0- 0 | 0- 0 | CONFERENCE | 1- 0 | 1- 1 | 2- 0 | | | | |
| 2- 0 | 0- 0 | 0- 0 | HOME | 1- 0 | 0- 0 | 1- 0 | | | | |
| 2- 1 | 0- 0 | 0- 0 | AWAY | 0- 0 | 1- 1 | 1- 0 | | | | |
| 0- 0 | 0- 0 | 0- 0 | NEUTRAL | 0- 0 | 0- 0 | 0- 0 | | | | |

| RPI 1-25 | | | | RPI 26-50 | | | | RPI 51-100 | | | | Team's RPI : 57 | | | | RPI 101+ | | | |
|---------------------------|---|--------------|-------|-----------|---|---------------|-------|------------|---|-----------------|-------|-----------------|---|-------------------|--------|----------|---|----------|-------|
| RPI | S | Opponent | Score | RPI | S | Opponent | Score | RPI | S | Opponent | Score | RPI | S | Opponent | Score | RPI | S | Opponent | Score |
| 29 | A | Maryland | 63 87 | | | | | 51 | H | Northeastern | 84 49 | 103 | H | Dayton | 68 55 | | | | |
| | | | | | | | | 94 | H | Georgetown | 69 57 | 108 | A | Wake Forest | 49 50 | | | | |
| | | | | | | | | | | | | 115 | H | St. John's (NY) | 64 51 | | | | |
| | | | | | | | | | | | | 125 | A | Drexel | 51 35 | | | | |
| | | | | | | | | | | | | 129 | A | UNCW | 63 66 | | | | |
| | | | | | | | | | | | | 185 | H | George Washington | 50 37 | | | | |
| | | | | | | | | | | | | 193 | A | Delaware | 68 43 | | | | |
| | | | | | | | | | | | | 215 | A | Hampton | 65 72 | | | | |
| | | | | | | | | | | | | 256 | H | Hofstra | 77 54 | | | | |
| | | | | | | | | | | | | 262 | A | Robert Morris | 59 36 | | | | |
| | | | | | | | | | | | | 265 | A | Liberty | 74 53 | | | | |
| | | | | | | | | | | | | 286 | H | Winthrop | 56 39 | | | | |
| | | | | | | | | | | | | 347 | A | Delaware St. | 103 57 | | | | |
| LAST 12 Division I GAMES: | | | | | | | | | | | | | | | | | | | |
| 129 | A | UNCW | 63 66 | 262 | A | Robert Morris | 59 36 | 115 | H | St. John's (NY) | 64 51 | | | | | | | | |
| 51 | H | Northeastern | 84 49 | 108 | A | Wake Forest | 49 50 | 29 | A | Maryland | 63 87 | | | | | | | | |
| 256 | H | Hofstra | 77 54 | 103 | H | Dayton | 68 55 | | | | | | | | | | | | |
| 125 | A | Drexel | 51 35 | 265 | A | Liberty | 74 53 | | | | | | | | | | | | |
| 193 | A | Delaware | 68 43 | | | | | | | | | | | | | | | | |
| 286 | H | Winthrop | 56 39 | | | | | | | | | | | | | | | | |

Non-Div I Games:

James Madison

Average RPI Win: 174

Average RPI Loss: 59

WON-LOST
RECORDWINNING
PCT. RANKLAST 10
GAMESSTRENGTH OF
SCHEDULEOPP. STRENGTH
OF SCHEDULETEAM
RPIADJ.
RPICONF.
RPIADJ CONF.
RPIDIV. I ONLY
DIV. I NON-CONF.11- 4
10- 158
196-4
1- 0107
23944
12059
4559
453
33
3

TOTALS

RPI 1-25

RPI 26-50

W-L RECORDS

RPI 51-100

RPI 101-150

RPI 150+

11- 4

0- 2

1- 0

OVERALL

3- 1

0- 1

7- 0

7- 2

0- 2

0- 0

HOME

0- 0

0- 0

7- 0

2- 2

0- 0

1- 0

AWAY

1- 1

0- 1

0- 0

2- 0

0- 0

0- 0

NEUTRAL

2- 0

0- 0

0- 0

10- 1

0- 0

0- 0

NON-CONFERENCE

3- 1

0- 0

7- 0

7- 0

0- 0

0- 0

HOME

0- 0

0- 0

7- 0

1- 1

0- 0

0- 0

AWAY

1- 1

0- 0

0- 0

2- 0

0- 0

0- 0

NEUTRAL

2- 0

0- 0

0- 0

1- 3

0- 2

1- 0

CONFERENCE

0- 0

0- 1

0- 0

0- 2

0- 2

0- 0

HOME

0- 0

0- 0

0- 0

1- 1

0- 0

1- 0

AWAY

0- 0

0- 1

0- 0

0- 0

0- 0

0- 0

NEUTRAL

0- 0

0- 0

0- 0

RPI 1-25

RPI 26-50

RPI 51-100 Team's RPI: 59

RPI 101+

| RPI | S | Opponent | Score |
|-----|---|----------|-------|
| 2 | H | Baylor | 68 94 |
| 11 | H | Iowa St. | 73 82 |

| RPI | S | Opponent | Score |
|-----|---|------------|-------|
| 47 | A | Kansas St. | 61 54 |

| RPI | S | Opponent | Score |
|-----|---|----------------|-------|
| 70 | A | LSU | 68 61 |
| 73 | N | Northwestern | 66 57 |
| 77 | A | Nebraska | 52 58 |
| 100 | N | Washington St. | 71 63 |

| RPI | S | Opponent | Score |
|-----|---|--------------|-------|
| 146 | A | Texas Tech | 66 69 |
| 165 | H | Oral Roberts | 70 58 |
| 175 | H | Grambling | 76 45 |
| 192 | H | UMKC | 67 55 |
| 214 | H | George Mason | 77 56 |
| 258 | H | Alabama A&M | 65 54 |
| 293 | H | Vermont | 77 36 |
| 328 | H | Iona | 75 44 |

LAST 12 Division I GAMES:

| | | | | | | | | | |
|-----|---|--------------|----|----|-----|---|----------------|----|----|
| 73 | N | Northwestern | 66 | 57 | 293 | H | Vermont | 77 | 36 |
| 2 | H | Baylor | 68 | 94 | 100 | N | Washington St. | 71 | 63 |
| 47 | A | Kansas St. | 61 | 54 | 175 | H | Grambling | 76 | 45 |
| 146 | A | Texas Tech | 66 | 69 | 77 | A | Nebraska | 52 | 58 |
| 11 | H | Iowa St. | 73 | 82 | 70 | A | LSU | 68 | 61 |
| 214 | H | George Mason | 77 | 56 | 328 | H | Iona | 75 | 44 |

Non-Div I Games:

Kansas

Loss,
 Non-Conf, S Site,
 H Home
A Away
 N Neutral

| | | | | | | | | | | |
|-------------------|-----|----------|-----------|---------|-------------|---------------|------|------|-------|-----------|
| Average RPI Win: | 157 | WON-LOST | WINNING | LAST 10 | STRENGTH OF | OPP. STRENGTH | TEAM | ADJ. | CONF. | ADJ CONF. |
| Average RPI Loss: | 21 | RECORD | PCT. RANK | GAMES | SCHEDULE | OF SCHEDULE | RPI | RPI | RPI | RPI |

| | | | | | | | | | |
|------------------|----------|-----------|----------------|------------|-------------|----------|----|---|---|
| DIV. I ONLY | 11- 6 | 92 | 6-4 | 38 | 9 | 47 | 47 | 3 | 3 |
| DIV. I NON-CONF. | 9- 3 | 61 | 0- 0 | 104 | 29 | 54 | 54 | 3 | 3 |
| ----- | | | | | | | | | |
| TOTALS | RPI 1-25 | RPI 26-50 | W-L RECORDS | RPI 51-100 | RPI 101-150 | RPI 150+ | | | |
| 11- 6 | 0- 4 | 1- 1 | OVERALL | 3- 1 | 2- 0 | 5- 0 | | | |
| 9- 1 | 0- 0 | 1- 0 | HOME | 2- 1 | 1- 0 | 5- 0 | | | |
| 1- 2 | 0- 2 | 0- 0 | AWAY | 0- 0 | 1- 0 | 0- 0 | | | |
| 1- 3 | 0- 2 | 0- 1 | NEUTRAL | 1- 0 | 0- 0 | 0- 0 | | | |
| 9- 3 | 0- 2 | 0- 1 | NON-CONFERENCE | 3- 0 | 1- 0 | 5- 0 | | | |
| 7- 0 | 0- 0 | 0- 0 | HOME | 2- 0 | 0- 0 | 5- 0 | | | |
| 1- 0 | 0- 0 | 0- 0 | AWAY | 0- 0 | 1- 0 | 0- 0 | | | |
| 1- 3 | 0- 2 | 0- 1 | NEUTRAL | 1- 0 | 0- 0 | 0- 0 | | | |
| 2- 3 | 0- 2 | 1- 0 | CONFERENCE | 0- 1 | 1- 0 | 0- 0 | | | |
| 2- 1 | 0- 0 | 1- 0 | HOME | 0- 1 | 1- 0 | 0- 0 | | | |
| 0- 2 | 0- 2 | 0- 0 | AWAY | 0- 0 | 0- 0 | 0- 0 | | | |
| 0- 0 | 0- 0 | 0- 0 | NEUTRAL | 0- 0 | 0- 0 | 0- 0 | | | |

| | | | | |
|---------------------------|-----------------------------|----------------|-----------------------------|--------------------------|
| RPI 1-25 | RPI 26-50 | Team's RPI: 47 | RPI 51-100 | RPI 101+ |
| RPI S Opponent Score | RPI S Opponent Score | | RPI S Opponent Score | RPI S Opponent Score |
| 2 A Baylor 50 65 | 30 H Texas 87 69 | | 59 H Kansas 54 61 | 127 A Little Rock 53 47 |
| 5 N Syracuse 61 70 | 32 N DePaul 59 79 | | 63 H Lamar University 73 55 | 144 H Oklahoma 86 56 |
| 11 A Iowa St. 58 96 | | | 76 H UNI 72 62 | 174 H Vanderbilt 72 61 |
| 15 N Arizona St. 51 65 | | | 84 N Princeton 80 61 | 192 H UMKC 61 50 |
| | | | | 199 H North Texas 60 42 |
| | | | | 311 H Omaha 61 46 |
| | | | | 324 H Central Ark. 70 54 |
| ----- | | | | |
| LAST 12 Division I GAMES: | | | | |
| 30 H Texas 87 69 | 76 H UNI 72 62 | | | |
| 59 H Kansas 54 61 | 324 H Central Ark. 70 54 | | | |
| 2 A Baylor 50 65 | 15 N Arizona St. 51 65 | | | |
| 144 H Oklahoma 86 56 | 127 A Little Rock 53 47 | | | |
| 11 A Iowa St. 58 96 | 63 H Lamar University 73 55 | | | |
| 84 N Princeton 80 61 | 174 H Vanderbilt 72 61 | | | |

Non-Div I Games:

Kansas St.

| | | | | | | | | | | |
|------------------|-----------|-----------|----------------|------------|-------------|---------------|------|------|-------|-----------|
| Average RPI | Win: 271 | WON-LOST | WINNING | LAST 10 | STRENGTH OF | OPP. STRENGTH | TEAM | ADJ. | CONF. | ADJ CONF. |
| Average RPI | Loss: 179 | RECORD | PCT. RANK | GAMES | SCHEDULE | OF SCHEDULE | RPI | RPI | RPI | RPI |
| DIV. I ONLY | 4- 11 | 283 | 3-7 | 236 | 312 | 296 | 296 | 26 | 26 | |
| DIV. I NON-CONF. | 3- 9 | 271 | 0- 0 | 172 | 310 | 279 | 279 | 27 | 27 | |
| ----- | | | | | | | | | | |
| TOTALS | RPI 1-25 | RPI 26-50 | W-L RECORDS | RPI 51-100 | RPI 101-150 | RPI 150+ | | | | |
| 4- 11 | 0- 1 | 0- 1 | OVERALL | 0- 1 | 0- 1 | 4- 7 | | | | |
| 3- 1 | 0- 0 | 0- 0 | HOME | 0- 0 | 0- 0 | 3- 1 | | | | |
| 0- 6 | 0- 0 | 0- 1 | AWAY | 0- 1 | 0- 0 | 0- 4 | | | | |
| 1- 4 | 0- 1 | 0- 0 | NEUTRAL | 0- 0 | 0- 1 | 1- 2 | | | | |
| 3- 9 | 0- 1 | 0- 1 | NON-CONFERENCE | 0- 1 | 0- 1 | 3- 5 | | | | |
| 2- 0 | 0- 0 | 0- 0 | HOME | 0- 0 | 0- 0 | 2- 0 | | | | |
| 0- 5 | 0- 0 | 0- 1 | AWAY | 0- 1 | 0- 0 | 0- 3 | | | | |
| 1- 4 | 0- 1 | 0- 0 | NEUTRAL | 0- 0 | 0- 1 | 1- 2 | | | | |
| 1- 2 | 0- 0 | 0- 0 | CONFERENCE | 0- 0 | 0- 0 | 1- 2 | | | | |
| 1- 1 | 0- 0 | 0- 0 | HOME | 0- 0 | 0- 0 | 1- 1 | | | | |
| 0- 1 | 0- 0 | 0- 0 | AWAY | 0- 0 | 0- 0 | 0- 1 | | | | |
| 0- 0 | 0- 0 | 0- 0 | NEUTRAL | 0- 0 | 0- 0 | 0- 0 | | | | |

| RPI 1-25 | | | | RPI 26-50 | | | | RPI 51-100 | | | | RPI 101+ Team's RPI: 296 | | | |
|---------------------------|---|-----------------|-------|-----------|---|--------------|-------|------------|---|--------------|--------|--------------------------|---|-----------------|-------|
| RPI | S | Opponent | Score | RPI | S | Opponent | Score | RPI | S | Opponent | Score | RPI | S | Opponent | Score |
| 25 | N | Michigan St. | 51 75 | 44 | A | Georgia Tech | 35 60 | 87 | A | Seton Hall | 80 102 | 107 | N | Idaho St. | 49 60 |
| | | | | | | | | | | | | 178 | A | Mercer | 48 64 |
| | | | | | | | | | | | | 194 | A | Georgia St. | 73 79 |
| | | | | | | | | | | | | 207 | A | East Carolina | 56 68 |
| | | | | | | | | | | | | 219 | H | Jacksonville | 75 55 |
| | | | | | | | | | | | | 236 | H | Furman | 74 63 |
| | | | | | | | | | | | | 248 | N | Bethune-Cookman | 61 64 |
| | | | | | | | | | | | | 265 | H | Liberty | 61 67 |
| | | | | | | | | | | | | 279 | H | Ga. Southern | 78 59 |
| | | | | | | | | | | | | 306 | A | NJIT | 60 66 |
| | | | | | | | | | | | | 309 | N | UMBC | 53 57 |
| | | | | | | | | | | | | 348 | N | N. C. Central | 78 54 |
| LAST 12 Division I GAMES: | | | | | | | | | | | | | | | |
| 265 | H | Liberty | 61 67 | 44 | A | Georgia Tech | 35 60 | 194 | A | Georgia St. | 73 79 | 279 | H | Ga. Southern | 78 59 |
| 219 | H | Jacksonville | 75 55 | 178 | A | Mercer | 48 64 | 25 | N | Michigan St. | 51 75 | 107 | N | Idaho St. | 49 60 |
| 306 | A | NJIT | 60 66 | 107 | N | Idaho St. | 49 60 | | | | | | | | |
| 348 | N | N. C. Central | 78 54 | | | | | | | | | | | | |
| 248 | N | Bethune-Cookman | 61 64 | | | | | | | | | | | | |
| 207 | A | East Carolina | 56 68 | | | | | | | | | | | | |

Non-Div I Games: Middle Ga. St. 80 70

Kennesaw St.

Average RPI Win:

206

Average RPI Loss:

61

WON-LOST
RECORD

9- 5

6- 4

WINNING
PCT. RANK

96

125

LAST 10
GAMES

7-3

0- 0

STRENGTH OF
SCHEDULE

84

207

OPP. STRENGTH
OF SCHEDULE

138

96

TEAM
RPI

62

113

ADJ.
RPI

62

113

CONF.
RPI

8

8

ADJ CONF.
RPI

8

8

DIV. I ONLY
DIV. I NON-CONF.

9- 5

6- 4

96

125

7-3

0- 0

84

207

138

96

62

113

62

113

8

8

8

8

TOTALS

RPI 1-25

RPI 26-50

W-L RECORDS

RPI 51-100

RPI 101-150

RPI 150+

9- 5

0- 1

0- 2

OVERALL

1- 1

2- 1

6- 0

5- 1

0- 0

0- 0

HOME

0- 0

2- 1

3- 0

4- 4

0- 1

0- 2

AWAY

1- 1

0- 0

3- 0

0- 0

0- 0

0- 0

NEUTRAL

0- 0

0- 0

0- 0

6- 4

0- 1

0- 1

NON-CONFERENCE

0- 1

1- 1

5- 0

3- 1

0- 0

0- 0

HOME

0- 0

1- 1

2- 0

3- 3

0- 1

0- 1

AWAY

0- 1

0- 0

3- 0

0- 0

0- 0

0- 0

NEUTRAL

0- 0

0- 0

0- 0

3- 1

0- 0

0- 1

CONFERENCE

1- 0

1- 0

1- 0

2- 0

0- 0

0- 0

HOME

0- 0

1- 0

1- 0

1- 1

0- 0

0- 1

AWAY

1- 0

0- 0

0- 0

0- 0

0- 0

0- 0

NEUTRAL

0- 0

0- 0

0- 0

RPI 1-25

RPI 26-50

RPI 51-100

Team's RPI: 62

RPI 101+

| RPI | S | Opponent | Score |
|-----|---|----------|-------|
| 8 | A | NC State | 61 78 |

| RPI | S | Opponent | Score |
|-----|---|----------------|-------|
| 40 | A | North Carolina | 60 73 |
| 42 | A | Ohio | 81 83 |

| RPI | S | Opponent | Score |
|-----|---|------------|-------|
| 79 | A | Wright St. | 55 61 |
| 99 | A | Toledo | 58 47 |

| RPI | S | Opponent | Score |
|-----|---|-----------------|-------|
| 101 | H | Youngstown St. | 62 34 |
| 104 | H | Northern Ill. | 87 78 |
| 138 | H | Duquesne | 72 77 |
| 183 | H | Eastern Mich. | 71 64 |
| 226 | A | St. Bonaventure | 76 64 |
| 262 | A | Robert Morris | 54 46 |
| 285 | H | Northern Ky. | 62 61 |
| 291 | H | Oakland | 75 65 |
| 306 | A | NJIT | 57 40 |

LAST 12 Division I GAMES:

| | | | | | | | |
|-----|---|---------------|-------|-----|---|-----------------|-------|
| 42 | A | Ohio | 81 83 | 226 | A | St. Bonaventure | 76 64 |
| 99 | A | Toledo | 58 47 | 262 | A | Robert Morris | 54 46 |
| 104 | H | Northern Ill. | 87 78 | 79 | A | Wright St. | 55 61 |
| 183 | H | Eastern Mich. | 71 64 | 138 | H | Duquesne | 72 77 |
| 306 | A | NJIT | 57 40 | 101 | H | Youngstown St. | 62 34 |
| 285 | H | Northern Ky. | 62 61 | 291 | H | Oakland | 75 65 |

Non-Div I Games:

Clarion

92 38

Kent St.

| | | | | | | | | | | |
|-------------------|----------|-----------|----------------|------------|-------------|---------------|------|------|-------|-----------|
| Average RPI Win: | 152 | WON-LOST | WINNING | LAST 10 | STRENGTH OF | OPP. STRENGTH | TEAM | ADJ. | CONF. | ADJ CONF. |
| Average RPI Loss: | 69 | RECORD | PCT. RANK | GAMES | SCHEDULE | OF SCHEDULE | RPI | RPI | RPI | RPI |
| DIV. I ONLY | 16- 3 | 23 | 7-3 | 101 | 29 | 27 | 27 | 6 | 6 | |
| DIV. I NON-CONF. | 13- 1 | 9 | 0- 0 | 137 | 55 | 20 | 20 | 6 | 6 | |
| ----- | | | | | | | | | | |
| TOTALS | RPI 1-25 | RPI 26-50 | W-L RECORDS | RPI 51-100 | RPI 101-150 | RPI 150+ | | | | |
| 16- 3 | 0- 2 | 3- 0 | OVERALL | 2- 0 | 3- 0 | 8- 1 | | | | |
| 11- 1 | 0- 0 | 0- 0 | HOME | 1- 0 | 2- 0 | 8- 1 | | | | |
| 2- 2 | 0- 2 | 1- 0 | AWAY | 1- 0 | 0- 0 | 0- 0 | | | | |
| 3- 0 | 0- 0 | 2- 0 | NEUTRAL | 0- 0 | 1- 0 | 0- 0 | | | | |
| 13- 1 | 0- 1 | 2- 0 | NON-CONFERENCE | 1- 0 | 3- 0 | 7- 0 | | | | |
| 10- 0 | 0- 0 | 0- 0 | HOME | 1- 0 | 2- 0 | 7- 0 | | | | |
| 0- 1 | 0- 1 | 0- 0 | AWAY | 0- 0 | 0- 0 | 0- 0 | | | | |
| 3- 0 | 0- 0 | 2- 0 | NEUTRAL | 0- 0 | 1- 0 | 0- 0 | | | | |
| 3- 2 | 0- 1 | 1- 0 | CONFERENCE | 1- 0 | 0- 0 | 1- 1 | | | | |
| 1- 1 | 0- 0 | 0- 0 | HOME | 0- 0 | 0- 0 | 1- 1 | | | | |
| 2- 1 | 0- 1 | 1- 0 | AWAY | 1- 0 | 0- 0 | 0- 0 | | | | |
| 0- 0 | 0- 0 | 0- 0 | NEUTRAL | 0- 0 | 0- 0 | 0- 0 | | | | |

| RPI 1-25 | | | | RPI 26-50 | | | | Team's RPI: 27 | | | | RPI 51-100 | | | | RPI 101+ | | | |
|---------------------------|---|-----------------|-------|-----------|---|-----------------|-------|----------------|---|---------------|-------|------------|---|---------------|-------|----------|---|----------|-------|
| RPI | S | Opponent | Score | RPI | S | Opponent | Score | RPI | S | Opponent | Score | RPI | S | Opponent | Score | RPI | S | Opponent | Score |
| 7 | A | Louisville | 75 80 | 39 | A | Tennessee | 73 71 | 64 | H | Middle Tenn. | 72 55 | 102 | H | Virginia | 63 51 | | | | |
| 9 | A | Mississippi St. | 71 86 | 40 | N | North Carolina | 85 75 | 70 | A | LSU | 64 60 | 139 | N | South Fla. | 85 63 | | | | |
| | | | | 41 | N | UCLA | 75 74 | | | | | 148 | H | High Point | 71 49 | | | | |
| | | | | | | | | | | | | 170 | H | Southern U. | 91 41 | | | | |
| | | | | | | | | | | | | 173 | H | Rhode Island | 75 52 | | | | |
| | | | | | | | | | | | | 174 | H | Vanderbilt | 77 55 | | | | |
| | | | | | | | | | | | | 180 | H | Morehead St. | 87 57 | | | | |
| | | | | | | | | | | | | 191 | H | Ole Miss | 49 55 | | | | |
| | | | | | | | | | | | | 237 | H | Sacred Heart | 71 43 | | | | |
| | | | | | | | | | | | | 263 | H | Alabama St. | 87 35 | | | | |
| | | | | | | | | | | | | 270 | H | Murray St. | 88 49 | | | | |
| | | | | | | | | | | | | 318 | H | Western Caro. | 99 39 | | | | |
| LAST 12 Division I GAMES: | | | | | | | | | | | | | | | | | | | |
| | | | | 70 | A | LSU | 64 60 | 237 | H | Sacred Heart | 71 43 | | | | | | | | |
| | | | | 191 | H | Ole Miss | 49 55 | 270 | H | Murray St. | 88 49 | | | | | | | | |
| | | | | 39 | A | Tennessee | 73 71 | 318 | H | Western Caro. | 99 39 | | | | | | | | |
| | | | | 9 | A | Mississippi St. | 71 86 | 64 | H | Middle Tenn. | 72 55 | | | | | | | | |
| | | | | 174 | H | Vanderbilt | 77 55 | 7 | A | Louisville | 75 80 | | | | | | | | |
| | | | | 180 | H | Morehead St. | 87 57 | 173 | H | Rhode Island | 75 52 | | | | | | | | |

Non-Div I Games:

Kentucky

| | | | | | | | | | | |
|-------------------|----------|-----------|----------------|------------|-------------|---------------|------|------|-------|-----------|
| Average RPI Win: | 330 | WON-LOST | WINNING | LAST 10 | STRENGTH OF | OPP. STRENGTH | TEAM | ADJ. | CONF. | ADJ CONF. |
| Average RPI Loss: | 251 | RECORD | PCT. RANK | GAMES | SCHEDULE | OF SCHEDULE | RPI | RPI | RPI | RPI |
| DIV. I ONLY | 1- 14 | 342 | 1-9 | 339 | 344 | 351 | 351 | 31 | 31 | |
| DIV. I NON-CONF. | 1- 10 | 330 | 0- 0 | 337 | 346 | 351 | 351 | 31 | 31 | |
| ----- | | | | | | | | | | |
| TOTALS | RPI 1-25 | RPI 26-50 | W-L RECORDS | RPI 51-100 | RPI 101-150 | RPI 150+ | | | | |
| 1- 14 | 0- 0 | 0- 0 | OVERALL | 0- 1 | 0- 2 | 1- 11 | | | | |
| 1- 5 | 0- 0 | 0- 0 | HOME | 0- 0 | 0- 0 | 1- 5 | | | | |
| 0- 8 | 0- 0 | 0- 0 | AWAY | 0- 1 | 0- 1 | 0- 6 | | | | |
| 0- 1 | 0- 0 | 0- 0 | NEUTRAL | 0- 0 | 0- 1 | 0- 0 | | | | |
| 1- 10 | 0- 0 | 0- 0 | NON-CONFERENCE | 0- 1 | 0- 2 | 1- 7 | | | | |
| 1- 3 | 0- 0 | 0- 0 | HOME | 0- 0 | 0- 0 | 1- 3 | | | | |
| 0- 6 | 0- 0 | 0- 0 | AWAY | 0- 1 | 0- 1 | 0- 4 | | | | |
| 0- 1 | 0- 0 | 0- 0 | NEUTRAL | 0- 0 | 0- 1 | 0- 0 | | | | |
| 0- 4 | 0- 0 | 0- 0 | CONFERENCE | 0- 0 | 0- 0 | 0- 4 | | | | |
| 0- 2 | 0- 0 | 0- 0 | HOME | 0- 0 | 0- 0 | 0- 2 | | | | |
| 0- 2 | 0- 0 | 0- 0 | AWAY | 0- 0 | 0- 0 | 0- 2 | | | | |
| 0- 0 | 0- 0 | 0- 0 | NEUTRAL | 0- 0 | 0- 0 | 0- 0 | | | | |

| RPI 1-25 | | | | RPI 26-50 | | | | RPI 51-100 | | | | RPI 101+ | | | | Team's RPI: 351 | |
|---------------------------|---|--------------------|-------|-----------|-----|----------|--------------|------------|----|----------|-------|----------|-----|--------------------|--------|-----------------|----|
| RPI | S | Opponent | Score | RPI | S | Opponent | Score | RPI | S | Opponent | Score | RPI | S | Opponent | Score | | |
| | | | | | | | | 67 | A | Michigan | 38 | 83 | 118 | A | Lehigh | 38 | 72 |
| | | | | | | | | | | | | 145 | N | UC Irvine | 71 | 84 | |
| | | | | | | | | | | | | 221 | H | Saint Francis (PA) | 66 | 80 | |
| | | | | | | | | | | | | 237 | A | Sacred Heart | 53 | 75 | |
| | | | | | | | | | | | | 262 | H | Robert Morris | 37 | 89 | |
| | | | | | | | | | | | | 276 | A | Bryant | 62 | 69 | |
| | | | | | | | | | | | | 292 | H | UMass Lowell | 64 | 69 | |
| | | | | | | | | | | | | 298 | H | Army West Point | 42 | 57 | |
| | | | | | | | | | | | | 306 | H | NJIT | 51 | 72 | |
| | | | | | | | | | | | | 307 | A | Fairfield | 43 | 71 | |
| | | | | | | | | | | | | 308 | A | Saint Peter's | 59 | 86 | |
| | | | | | | | | | | | | 330 | H | Lafayette | 55 | 50 | |
| | | | | | | | | | | | | 338 | A | Grand Canyon | 62 | 65 | |
| | | | | | | | | | | | | 342 | A | Manhattan | 46 | 61 | |
| LAST 12 Division I GAMES: | | | | | | | | | | | | | | | | | |
| 262 | H | Robert Morris | 37 | 89 | 118 | A | Lehigh | 38 | 72 | | | | | | | | |
| 221 | H | Saint Francis (PA) | 66 | 80 | 306 | H | NJIT | 51 | 72 | | | | | | | | |
| 237 | A | Sacred Heart | 53 | 75 | 67 | A | Michigan | 38 | 83 | | | | | | | | |
| 276 | A | Bryant | 62 | 69 | 292 | H | UMass Lowell | 64 | 69 | | | | | | | | |
| 330 | H | Lafayette | 55 | 50 | 338 | A | Grand Canyon | 62 | 65 | | | | | | | | |
| 308 | A | Saint Peter's | 59 | 86 | 145 | N | UC Irvine | 71 | 84 | | | | | | | | |

Non-Div I Games:

LIU Brooklyn

| | | | | | | | | | | |
|-------------------|----------|-----------|----------------|------------|-------------|---------------|------|------|-------|-----------|
| Average RPI Win: | 172 | WON-LOST | WINNING | LAST 10 | STRENGTH OF | OPP. STRENGTH | TEAM | ADJ. | CONF. | ADJ CONF. |
| Average RPI Loss: | 51 | RECORD | PCT. RANK | GAMES | SCHEDULE | OF SCHEDULE | RPI | RPI | RPI | RPI |
| DIV. I ONLY | 11- 6 | 92 | 6-4 | 37 | 120 | 70 | 70 | 6 | 6 | |
| DIV. I NON-CONF. | 9- 3 | 61 | 0- 0 | 75 | 187 | 61 | 61 | 6 | 6 | |
| ----- | | | | | | | | | | |
| TOTALS | RPI 1-25 | RPI 26-50 | W-L RECORDS | RPI 51-100 | RPI 101-150 | RPI 150+ | | | | |
| 11- 6 | 1- 2 | 1- 1 | OVERALL | 0- 3 | 3- 0 | 6- 0 | | | | |
| 8- 4 | 0- 1 | 1- 1 | HOME | 0- 2 | 3- 0 | 4- 0 | | | | |
| 3- 2 | 1- 1 | 0- 0 | AWAY | 0- 1 | 0- 0 | 2- 0 | | | | |
| 0- 0 | 0- 0 | 0- 0 | NEUTRAL | 0- 0 | 0- 0 | 0- 0 | | | | |
| 9- 3 | 1- 1 | 0- 0 | NON-CONFERENCE | 0- 2 | 3- 0 | 5- 0 | | | | |
| 7- 2 | 0- 0 | 0- 0 | HOME | 0- 2 | 3- 0 | 4- 0 | | | | |
| 2- 1 | 1- 1 | 0- 0 | AWAY | 0- 0 | 0- 0 | 1- 0 | | | | |
| 0- 0 | 0- 0 | 0- 0 | NEUTRAL | 0- 0 | 0- 0 | 0- 0 | | | | |
| 2- 3 | 0- 1 | 1- 1 | CONFERENCE | 0- 1 | 0- 0 | 1- 0 | | | | |
| 1- 2 | 0- 1 | 1- 1 | HOME | 0- 0 | 0- 0 | 0- 0 | | | | |
| 1- 1 | 0- 0 | 0- 0 | AWAY | 0- 1 | 0- 0 | 1- 0 | | | | |
| 0- 0 | 0- 0 | 0- 0 | NEUTRAL | 0- 0 | 0- 0 | 0- 0 | | | | |

| RPI | S | Opponent | Score | RPI | S | Opponent | Score | RPI | S | Opponent | Score | RPI | S | Opponent | Score |
|---------------------------|---|----------------|-------|-----|---|------------------|-------|-----|---|----------|-------|-----|---|------------------|-------|
| 17 | A | Rutgers | 43 57 | 27 | H | Kentucky | 60 64 | 59 | H | Kansas | 61 68 | 126 | H | Northern Colo. | 62 57 |
| 21 | A | Florida St. | 58 45 | 36 | H | Texas A&M | 63 52 | 82 | H | Tulane | 54 56 | 127 | H | Little Rock | 60 45 |
| 24 | H | South Carolina | 53 76 | | | | | 95 | A | Georgia | 50 63 | 139 | H | South Fla. | 78 49 |
| | | | | | | | | | | | | 191 | A | Ole Miss | 55 41 |
| | | | | | | | | | | | | 201 | H | Southeastern La. | 72 52 |
| | | | | | | | | | | | | 218 | H | Nicholls St. | 76 44 |
| | | | | | | | | | | | | 227 | H | Sam Houston St. | 66 52 |
| | | | | | | | | | | | | 274 | A | Louisiana | 76 54 |
| | | | | | | | | | | | | 334 | H | McNeese | 86 36 |
| ----- | | | | | | | | | | | | | | | |
| LAST 12 Division I GAMES: | | | | | | | | | | | | | | | |
| 27 | H | Kentucky | 60 64 | 139 | H | South Fla. | 78 49 | | | | | | | | |
| 24 | H | South Carolina | 53 76 | 201 | H | Southeastern La. | 72 52 | | | | | | | | |
| 191 | A | Ole Miss | 55 41 | 274 | A | Louisiana | 76 54 | | | | | | | | |
| 36 | H | Texas A&M | 63 52 | 218 | H | Nicholls St. | 76 44 | | | | | | | | |
| 95 | A | Georgia | 50 63 | 17 | A | Rutgers | 43 57 | | | | | | | | |
| 59 | H | Kansas | 61 68 | 334 | H | McNeese | 86 36 | | | | | | | | |

Non-Div I Games:

LSU

| | | | | | | | | | | |
|-------------------|----------|-----------|----------------|------------|-------------|---------------|------|------|-------|-----------|
| Average RPI Win: | 245 | WON-LOST | WINNING | LAST 10 | STRENGTH OF | OPP. STRENGTH | TEAM | ADJ. | CONF. | ADJ CONF. |
| Average RPI Loss: | 134 | RECORD | PCT. RANK | GAMES | SCHEDULE | OF SCHEDULE | RPI | RPI | RPI | RPI |
| DIV. I ONLY | 3- 15 | 320 | 3-7 | 122 | 197 | 268 | 268 | 17 | 17 | |
| DIV. I NON-CONF. | 3- 11 | 292 | 0- 0 | 117 | 215 | 254 | 254 | 18 | 18 | |
| ----- | | | | | | | | | | |
| TOTALS | RPI 1-25 | RPI 26-50 | W-L RECORDS | RPI 51-100 | RPI 101-150 | RPI 150+ | | | | |
| 3- 15 | 0- 0 | 0- 2 | OVERALL | 0- 4 | 0- 4 | 3- 5 | | | | |
| 1- 5 | 0- 0 | 0- 0 | HOME | 0- 0 | 0- 2 | 1- 3 | | | | |
| 0- 10 | 0- 0 | 0- 2 | AWAY | 0- 4 | 0- 2 | 0- 2 | | | | |
| 2- 0 | 0- 0 | 0- 0 | NEUTRAL | 0- 0 | 0- 0 | 2- 0 | | | | |
| 3- 11 | 0- 0 | 0- 2 | NON-CONFERENCE | 0- 4 | 0- 2 | 3- 3 | | | | |
| 1- 3 | 0- 0 | 0- 0 | HOME | 0- 0 | 0- 2 | 1- 1 | | | | |
| 0- 8 | 0- 0 | 0- 2 | AWAY | 0- 4 | 0- 0 | 0- 2 | | | | |
| 2- 0 | 0- 0 | 0- 0 | NEUTRAL | 0- 0 | 0- 0 | 2- 0 | | | | |
| 0- 4 | 0- 0 | 0- 0 | CONFERENCE | 0- 0 | 0- 2 | 0- 2 | | | | |
| 0- 2 | 0- 0 | 0- 0 | HOME | 0- 0 | 0- 0 | 0- 2 | | | | |
| 0- 2 | 0- 0 | 0- 0 | AWAY | 0- 0 | 0- 2 | 0- 0 | | | | |
| 0- 0 | 0- 0 | 0- 0 | NEUTRAL | 0- 0 | 0- 0 | 0- 0 | | | | |

| RPI 1-25 | | | | RPI 26-50 | | | | RPI 51-100 | | | | RPI 101+ Team's RPI: 268 | | | |
|---------------------------|---|----------|-------|-----------|---|-------------------|--------|------------|---|-----------------|-------|--------------------------|---|-------------------|-------|
| RPI | S | Opponent | Score | RPI | S | Opponent | Score | RPI | S | Opponent | Score | RPI | S | Opponent | Score |
| | | | | 31 | A | Oregon St. | 46 100 | 72 | A | Harvard | 43 88 | 103 | A | Dayton | 45 84 |
| | | | | 43 | A | Villanova | 68 81 | 83 | A | Penn | 34 65 | 115 | H | St. John's (NY) | 57 83 |
| | | | | | | | | 91 | A | Towson | 68 92 | 125 | H | Drexel | 43 58 |
| | | | | | | | | 93 | A | Providence | 47 77 | 136 | A | VCU | 38 68 |
| | | | | | | | | | | | | 168 | N | Pepperdine | 62 55 |
| | | | | | | | | | | | | 185 | H | George Washington | 59 67 |
| | | | | | | | | | | | | 198 | H | Massachusetts | 60 74 |
| | | | | | | | | | | | | 222 | H | Howard | 54 57 |
| | | | | | | | | | | | | 250 | A | Temple | 47 75 |
| | | | | | | | | | | | | 262 | A | Robert Morris | 39 67 |
| | | | | | | | | | | | | 281 | H | Norfolk St. | 62 52 |
| | | | | | | | | | | | | 285 | N | Northern Ky. | 74 56 |
| LAST 12 Division I GAMES: | | | | | | | | | | | | | | | |
| | | | | 185 | H | George Washington | 59 67 | 93 | A | Providence | 47 77 | | | | |
| | | | | 198 | H | Massachusetts | 60 74 | 168 | N | Pepperdine | 62 55 | | | | |
| | | | | 136 | A | VCU | 38 68 | 285 | N | Northern Ky. | 74 56 | | | | |
| | | | | 103 | A | Dayton | 45 84 | 115 | H | St. John's (NY) | 57 83 | | | | |
| | | | | 250 | A | Temple | 47 75 | 281 | H | Norfolk St. | 62 52 | | | | |
| | | | | 31 | A | Oregon St. | 46 100 | 83 | A | Penn | 34 65 | | | | |

Non-Div I Games:

La Salle

| | | | | | | | | | | |
|-------------------|----------|-----------|----------------|------------|-------------|---------------|------|------|-------|-----------|
| Average RPI Win: | 299 | WON-LOST | WINNING | LAST 10 | STRENGTH OF | OPP. STRENGTH | TEAM | ADJ. | CONF. | ADJ CONF. |
| Average RPI Loss: | 195 | RECORD | PCT. RANK | GAMES | SCHEDULE | OF SCHEDULE | RPI | RPI | RPI | RPI |
| DIV. I ONLY | 5- 8 | 233 | 4-6 | 348 | 209 | 312 | 312 | 15 | 15 | |
| DIV. I NON-CONF. | 4- 5 | 190 | 0- 0 | 348 | 270 | 317 | 317 | 15 | 15 | |
| ----- | | | | | | | | | | |
| TOTALS | RPI 1-25 | RPI 26-50 | W-L RECORDS | RPI 51-100 | RPI 101-150 | RPI 150+ | | | | |
| 5- 8 | 0- 0 | 0- 0 | OVERALL | 0- 0 | 0- 3 | 5- 5 | | | | |
| 3- 2 | 0- 0 | 0- 0 | HOME | 0- 0 | 0- 0 | 3- 2 | | | | |
| 2- 6 | 0- 0 | 0- 0 | AWAY | 0- 0 | 0- 3 | 2- 3 | | | | |
| 0- 0 | 0- 0 | 0- 0 | NEUTRAL | 0- 0 | 0- 0 | 0- 0 | | | | |
| 4- 5 | 0- 0 | 0- 0 | NON-CONFERENCE | 0- 0 | 0- 1 | 4- 4 | | | | |
| 2- 1 | 0- 0 | 0- 0 | HOME | 0- 0 | 0- 0 | 2- 1 | | | | |
| 2- 4 | 0- 0 | 0- 0 | AWAY | 0- 0 | 0- 1 | 2- 3 | | | | |
| 0- 0 | 0- 0 | 0- 0 | NEUTRAL | 0- 0 | 0- 0 | 0- 0 | | | | |
| 1- 3 | 0- 0 | 0- 0 | CONFERENCE | 0- 0 | 0- 2 | 1- 1 | | | | |
| 1- 1 | 0- 0 | 0- 0 | HOME | 0- 0 | 0- 0 | 1- 1 | | | | |
| 0- 2 | 0- 0 | 0- 0 | AWAY | 0- 0 | 0- 2 | 0- 0 | | | | |
| 0- 0 | 0- 0 | 0- 0 | NEUTRAL | 0- 0 | 0- 0 | 0- 0 | | | | |

| RPI 1-25 | | | | RPI 26-50 | | | | RPI 51-100 | | | | RPI 101+ Team's RPI: 312 | | | |
|---------------------------|---|-----------------|-------|-----------|---|------------------|-------|------------|---|----------|-------|--------------------------|---|------------------|-------|
| RPI | S | Opponent | Score | RPI | S | Opponent | Score | RPI | S | Opponent | Score | RPI | S | Opponent | Score |
| | | | | | | | | | | | | 127 | A | Little Rock | 44 63 |
| | | | | | | | | | | | | 142 | A | Arkansas St. | 54 64 |
| | | | | | | | | | | | | 146 | A | Texas Tech | 42 86 |
| | | | | | | | | | | | | 194 | H | Georgia St. | 41 56 |
| | | | | | | | | | | | | 201 | A | Southeastern La. | 42 49 |
| | | | | | | | | | | | | 218 | H | Nicholls St. | 54 55 |
| | | | | | | | | | | | | 230 | A | SMU | 38 49 |
| | | | | | | | | | | | | 271 | H | Mississippi Val. | 72 65 |
| | | | | | | | | | | | | 279 | H | Ga. Southern | 58 57 |
| | | | | | | | | | | | | 284 | A | New Orleans | 57 44 |
| | | | | | | | | | | | | 305 | A | Houston Baptist | 60 68 |
| | | | | | | | | | | | | 325 | A | Northwestern St. | 63 55 |
| | | | | | | | | | | | | 334 | H | McNeese | 69 60 |
| LAST 12 Division I GAMES: | | | | | | | | | | | | | | | |
| 194 | H | Georgia St. | 41 56 | 201 | A | Southeastern La. | 42 49 | | | | | | | | |
| 279 | H | Ga. Southern | 58 57 | 218 | H | Nicholls St. | 54 55 | | | | | | | | |
| 142 | A | Arkansas St. | 54 64 | 271 | H | Mississippi Val. | 72 65 | | | | | | | | |
| 127 | A | Little Rock | 44 63 | 325 | A | Northwestern St. | 63 55 | | | | | | | | |
| 305 | A | Houston Baptist | 60 68 | 284 | A | New Orleans | 57 44 | | | | | | | | |
| 146 | A | Texas Tech | 42 86 | 334 | H | McNeese | 69 60 | | | | | | | | |

Non-Div I Games: LSU-Alexandria 93 62 Ark. -Monticello 70 39

La. -Monroe

| | | | | | | | | | | |
|-------------------|----------|-----------|----------------|------------|-------------|---------------|------|------|-------|-----------|
| Average RPI Win: | 279 | WON-LOST | WINNING | LAST 10 | STRENGTH OF | OPP. STRENGTH | TEAM | ADJ. | CONF. | ADJ CONF. |
| Average RPI Loss: | 238 | RECORD | PCT. RANK | GAMES | SCHEDULE | OF SCHEDULE | RPI | RPI | RPI | RPI |
| DIV. I ONLY | 6- 10 | 237 | 3-7 | 345 | 332 | 330 | 330 | 20 | 20 | |
| DIV. I NON-CONF. | 5- 6 | 177 | 0- 1 | 351 | 335 | 342 | 342 | 23 | 23 | |
| ----- | | | | | | | | | | |
| TOTALS | RPI 1-25 | RPI 26-50 | W-L RECORDS | RPI 51-100 | RPI 101-150 | RPI 150+ | | | | |
| 6- 10 | 0- 0 | 0- 1 | OVERALL | 0- 0 | 0- 1 | 6- 8 | | | | |
| 4- 4 | 0- 0 | 0- 1 | HOME | 0- 0 | 0- 1 | 4- 2 | | | | |
| 2- 5 | 0- 0 | 0- 0 | AWAY | 0- 0 | 0- 0 | 2- 5 | | | | |
| 0- 1 | 0- 0 | 0- 0 | NEUTRAL | 0- 0 | 0- 0 | 0- 1 | | | | |
| 5- 6 | 0- 0 | 0- 0 | NON-CONFERENCE | 0- 0 | 0- 0 | 5- 6 | | | | |
| 3- 2 | 0- 0 | 0- 0 | HOME | 0- 0 | 0- 0 | 3- 2 | | | | |
| 2- 3 | 0- 0 | 0- 0 | AWAY | 0- 0 | 0- 0 | 2- 3 | | | | |
| 0- 1 | 0- 0 | 0- 0 | NEUTRAL | 0- 0 | 0- 0 | 0- 1 | | | | |
| 1- 4 | 0- 0 | 0- 1 | CONFERENCE | 0- 0 | 0- 1 | 1- 2 | | | | |
| 1- 2 | 0- 0 | 0- 1 | HOME | 0- 0 | 0- 1 | 1- 0 | | | | |
| 0- 2 | 0- 0 | 0- 0 | AWAY | 0- 0 | 0- 0 | 0- 2 | | | | |
| 0- 0 | 0- 0 | 0- 0 | NEUTRAL | 0- 0 | 0- 0 | 0- 0 | | | | |

| RPI 1-25 | | | | RPI 26-50 | | | | RPI 51-100 | | | | RPI 101+ Team's RPI: 330 | | | |
|---------------------------|---|-----------------|-------|-----------|---|--------------|-------|------------|---|----------|-------|--------------------------|---|---------------------|-------|
| RPI | S | Opponent | Score | RPI | S | Opponent | Score | RPI | S | Opponent | Score | RPI | S | Opponent | Score |
| | | | | 50 | H | Bucknell | 47 56 | | | | | 118 | H | Lehigh | 43 70 |
| | | | | | | | | | | | | 190 | H | Cornell | 59 62 |
| | | | | | | | | | | | | 193 | N | Delaware | 47 65 |
| | | | | | | | | | | | | 231 | H | Monmouth | 73 69 |
| | | | | | | | | | | | | 233 | H | Binghamton | 59 50 |
| | | | | | | | | | | | | 238 | A | Colgate | 49 60 |
| | | | | | | | | | | | | 244 | H | Holy Cross | 73 63 |
| | | | | | | | | | | | | 288 | H | Albany (NY) | 67 66 |
| | | | | | | | | | | | | 289 | A | Fla. Atlantic | 49 53 |
| | | | | | | | | | | | | 298 | A | Army West Point | 50 65 |
| | | | | | | | | | | | | 308 | H | Saint Peter's | 60 62 |
| | | | | | | | | | | | | 329 | A | Wagner | 66 43 |
| | | | | | | | | | | | | 342 | A | Manhattan | 49 60 |
| | | | | | | | | | | | | 349 | A | Fairleigh Dickinson | 63 57 |
| | | | | | | | | | | | | 351 | A | LIU Brooklyn | 50 55 |
| LAST 12 Division I GAMES: | | | | | | | | | | | | | | | |
| 193 | N | Delaware | 47 65 | 118 | H | Lehigh | 43 70 | | | | | | | | |
| 298 | A | Army West Point | 50 65 | 351 | A | LIU Brooklyn | 50 55 | | | | | | | | |
| 50 | H | Bucknell | 47 56 | 190 | H | Cornell | 59 62 | | | | | | | | |
| 238 | A | Colgate | 49 60 | 231 | H | Monmouth | 73 69 | | | | | | | | |
| 244 | H | Holy Cross | 73 63 | 342 | A | Manhattan | 49 60 | | | | | | | | |
| 289 | A | Fla. Atlantic | 49 53 | 288 | H | Albany (NY) | 67 66 | | | | | | | | |

Non-Div I Games:

Lafayette

Average RPI Win: 221

Average RPI Loss: 65

WON-LOST
RECORDWINNING
PCT. RANKLAST 10
GAMESSTRENGTH OF
SCHEDULEOPP. STRENGTH
OF SCHEDULETEAM
RPIADJ.
RPICONF.
RPIADJ CONF.
RPIDIV. I ONLY
DIV. I NON-CONF.8- 4
3- 485
1998-2
0- 094
3191
6863
2563
2525
2225
22

TOTALS

RPI 1-25

RPI 26-50

W-L RECORDS

RPI 51-100

RPI 101-150

RPI 150+

8- 4 0- 1
5- 0 0- 0
3- 3 0- 1
0- 1 0- 01- 2
0- 0
1- 1
0- 1OVERALL
HOME
AWAY
NEUTRAL1- 0
1- 0
0- 0
0- 00- 0
0- 0
0- 0
0- 06- 1
4- 0
2- 1
0- 03- 4 0- 1
1- 0 0- 0
2- 3 0- 1
0- 1 0- 01- 2
0- 0
1- 1
0- 1NON-CONFERENCE
HOME
AWAY
NEUTRAL1- 0
1- 0
0- 0
0- 00- 0
0- 0
0- 0
0- 01- 1
0- 0
1- 1
0- 05- 0 0- 0
4- 0 0- 0
1- 0 0- 0
0- 0 0- 00- 0
0- 0
0- 0
0- 0CONFERENCE
HOME
AWAY
NEUTRAL0- 0
0- 0
0- 0
0- 00- 0
0- 0
0- 0
0- 05- 0
4- 0
1- 0
0- 0

RPI 1-25

RPI 26-50

RPI 51-100

Team's RPI: 63

RPI 101+

RPI S Opponent Score
9 A Mississippi St. 53 104RPI S Opponent Score
36 A Texas A&M 74 68
42 N Ohio 62 87
47 A Kansas St. 55 73RPI S Opponent Score
65 H Pacific 82 66RPI S Opponent Score
163 A Denver 110 117
201 H Southeastern La. 94 54
274 A Louisiana 79 77
280 H A&M-Corpus Christi 76 58
284 A New Orleans 79 57
305 H Houston Baptist 63 50
324 H Central Ark. 57 37

LAST 12 Division I GAMES:

201 H Southeastern La. 94 54
324 H Central Ark. 57 37
284 A New Orleans 79 57
280 H A&M-Corpus Christi 76 58
305 H Houston Baptist 63 50
274 A Louisiana 79 7765 H Pacific 82 66
47 A Kansas St. 55 73
36 A Texas A&M 74 68
42 N Ohio 62 87
163 A Denver 110 117
9 A Mississippi St. 53 104

Non-Div I Games:

LeTourneau

104 27

Louisiana Col.

94 43

McMurry

100 37

Howard Payne

93 37

Lamar University

Loss, Non-Conf, S Site, H Home A Away N Neutral

| | | | | | | | | | |
|----------------------|-----------------|-------------------|---------------|----------------------|---------------------------|----------|----------|-----------|---------------|
| Average RPI Win: 259 | WON-LOST RECORD | WINNING PCT. RANK | LAST 10 GAMES | STRENGTH OF SCHEDULE | OPP. STRENGTH OF SCHEDULE | TEAM RPI | ADJ. RPI | CONF. RPI | ADJ CONF. RPI |
| Average RPI Loss: 82 | | | | | | | | | |

| | | | | | | | | | |
|------------------|----------|-----------|----------------|------------|-------------|----------|-----|----|----|
| DIV. I ONLY | 10- 5 | 85 | 6-4 | 155 | 265 | 118 | 118 | 20 | 20 |
| DIV. I NON-CONF. | 7- 3 | 83 | 0- 1 | 200 | 233 | 142 | 142 | 23 | 23 |
| ----- | | | | | | | | | |
| TOTALS | RPI 1-25 | RPI 26-50 | W-L RECORDS | RPI 51-100 | RPI 101-150 | RPI 150+ | | | |
| 10- 5 | 0- 1 | 0- 2 | OVERALL | 0- 0 | 0- 0 | 10- 2 | | | |
| 6- 2 | 0- 0 | 0- 1 | HOME | 0- 0 | 0- 0 | 6- 1 | | | |
| 4- 3 | 0- 1 | 0- 1 | AWAY | 0- 0 | 0- 0 | 4- 1 | | | |
| 0- 0 | 0- 0 | 0- 0 | NEUTRAL | 0- 0 | 0- 0 | 0- 0 | | | |
| 7- 3 | 0- 1 | 0- 1 | NON-CONFERENCE | 0- 0 | 0- 0 | 7- 1 | | | |
| 5- 2 | 0- 0 | 0- 1 | HOME | 0- 0 | 0- 0 | 5- 1 | | | |
| 2- 1 | 0- 1 | 0- 0 | AWAY | 0- 0 | 0- 0 | 2- 0 | | | |
| 0- 0 | 0- 0 | 0- 0 | NEUTRAL | 0- 0 | 0- 0 | 0- 0 | | | |
| 3- 2 | 0- 0 | 0- 1 | CONFERENCE | 0- 0 | 0- 0 | 3- 1 | | | |
| 1- 0 | 0- 0 | 0- 0 | HOME | 0- 0 | 0- 0 | 1- 0 | | | |
| 2- 2 | 0- 0 | 0- 1 | AWAY | 0- 0 | 0- 0 | 2- 1 | | | |
| 0- 0 | 0- 0 | 0- 0 | NEUTRAL | 0- 0 | 0- 0 | 0- 0 | | | |

| RPI 1-25 | | | | RPI 26-50 | | | | RPI 51-100 | | | | RPI 101+ Team's RPI: 118 | | | |
|---------------------------|---|------------|-------|-----------|---|--------------|-------|------------|---|----------|-------|--------------------------|---|-------------------|-------|
| RPI | S | Opponent | Score | RPI | S | Opponent | Score | RPI | S | Opponent | Score | RPI | S | Opponent | Score |
| 1 | A | Notre Dame | 68 95 | 43 | H | Villanova | 48 70 | | | | | 157 | H | Charlotte | 60 62 |
| | | | | 50 | A | Bucknell | 53 71 | | | | | 158 | A | Boston U. | 45 58 |
| | | | | | | | | | | | | 190 | H | Cornell | 67 54 |
| | | | | | | | | | | | | 197 | A | Navy | 56 38 |
| | | | | | | | | | | | | 231 | H | Monmouth | 63 48 |
| | | | | | | | | | | | | 233 | A | Binghamton | 65 55 |
| | | | | | | | | | | | | 237 | H | Sacred Heart | 70 66 |
| | | | | | | | | | | | | 244 | H | Holy Cross | 64 55 |
| | | | | | | | | | | | | 281 | H | Norfolk St. | 62 41 |
| | | | | | | | | | | | | 300 | A | Central Conn. St. | 88 62 |
| | | | | | | | | | | | | 330 | A | Lafayette | 70 43 |
| | | | | | | | | | | | | 351 | H | LIU Brooklyn | 72 38 |
| ----- | | | | | | | | | | | | | | | |
| LAST 12 Division I GAMES: | | | | | | | | | | | | | | | |
| 157 | H | Charlotte | 60 62 | 330 | A | Lafayette | 70 43 | | | | | | | | |
| 50 | A | Bucknell | 53 71 | 1 | A | Notre Dame | 68 95 | | | | | | | | |
| 158 | A | Boston U. | 45 58 | 351 | H | LIU Brooklyn | 72 38 | | | | | | | | |
| 244 | H | Holy Cross | 64 55 | 237 | H | Sacred Heart | 70 66 | | | | | | | | |
| 197 | A | Navy | 56 38 | 190 | H | Cornell | 67 54 | | | | | | | | |
| 233 | A | Binghamton | 65 55 | 281 | H | Norfolk St. | 62 41 | | | | | | | | |

Non-Div I Games: Kutztown 73 39

Lehigh

Average RPI Win: 227

Average RPI Loss: 171

WON-LOST
RECORDWINNING
PCT. RANKLAST 10
GAMESSTRENGTH OF
SCHEDULEOPP. STRENGTH
OF SCHEDULETEAM
RPIADJ.
RPICONF.
RPIADJ CONF.
RPIDIV. I ONLY
DIV. I NON-CONF.4- 12
3- 9291
2714-6
0- 1209
170222
226265
265265
26526
2726
27

TOTALS

RPI 1-25

RPI 26-50

W-L RECORDS

RPI 51-100

RPI 101-150

RPI 150+

4- 12

0- 1

0- 0

OVERALL

0- 3

1- 1

3- 7

1- 3

0- 0

0- 0

HOME

0- 2

0- 0

1- 1

2- 6

0- 0

0- 0

AWAY

0- 1

0- 1

2- 4

1- 3

0- 1

0- 0

NEUTRAL

0- 0

1- 0

0- 2

3- 9

0- 1

0- 0

NON-CONFERENCE

0- 2

1- 1

2- 5

1- 2

0- 0

0- 0

HOME

0- 2

0- 0

1- 0

1- 4

0- 0

0- 0

AWAY

0- 0

0- 1

1- 3

1- 3

0- 1

0- 0

NEUTRAL

0- 0

1- 0

0- 2

1- 3

0- 0

0- 0

CONFERENCE

0- 1

0- 0

1- 2

0- 1

0- 0

0- 0

HOME

0- 0

0- 0

0- 1

1- 2

0- 0

0- 0

AWAY

0- 1

0- 0

1- 1

0- 0

0- 0

0- 0

NEUTRAL

0- 0

0- 0

0- 0

RPI 1-25

RPI 26-50

RPI 51-100

RPI 101+

Team's RPI: 265

| RPI | S | Opponent | Score |
|-----|---|----------|--------------|
| 16 | N | UCF | 45 53 |

| RPI | S | Opponent | Score |
|-----|---|----------|-------|
|-----|---|----------|-------|

| RPI | S | Opponent | Score |
|-----|---|---------------|--------------|
| 57 | H | James Madison | 53 74 |
| 75 | H | Virginia Tech | 61 72 |
| 81 | A | FGCU | 50 68 |

| RPI | S | Opponent | Score |
|-----|---|--------------------|--------------|
| 134 | A | Chattanooga | 60 75 |
| 138 | N | Duquesne | 55 51 |
| 157 | N | Charlotte | 61 63 |
| 207 | A | East Carolina | 63 66 |
| 219 | H | Jacksonville | 52 64 |
| 221 | H | Saint Francis (PA) | 82 53 |
| 248 | A | Bethune-Cookman | 76 81 |
| 252 | A | Stetson | 52 69 |
| 253 | A | ETSU | 89 86 |
| 281 | N | Norfolk St. | 53 66 |
| 296 | A | Kennesaw St. | 67 61 |
| 320 | A | UNC Greensboro | 45 48 |

LAST 12 Division I GAMES:

| | | | | | | | |
|-----|---|--------------|--------------|-----|---|----------------|--------------|
| 281 | N | Norfolk St. | 53 66 | 138 | N | Duquesne | 55 51 |
| 296 | A | Kennesaw St. | 67 61 | 16 | N | UCF | 45 53 |
| 219 | H | Jacksonville | 52 64 | 320 | A | UNC Greensboro | 45 48 |
| 252 | A | Stetson | 52 69 | 207 | A | East Carolina | 63 66 |
| 81 | A | FGCU | 50 68 | 253 | A | ETSU | 89 86 |
| 157 | N | Charlotte | 61 63 | 57 | H | James Madison | 53 74 |

Non-Div I Games:

West Chester

61 42

Liberty

| | | | | | | | | | | |
|-------------------|----------|-----------|----------------|------------|-------------|---------------|------|------|-------|-----------|
| Average RPI Win: | 280 | WON-LOST | WINNING | LAST 10 | STRENGTH OF | OPP. STRENGTH | TEAM | ADJ. | CONF. | ADJ CONF. |
| Average RPI Loss: | 195 | RECORD | PCT. RANK | GAMES | SCHEDULE | OF SCHEDULE | RPI | RPI | RPI | RPI |
| DIV. I ONLY | 2- 15 | 333 | 0-10 | 240 | 318 | 331 | 331 | 26 | 26 | |
| DIV. I NON-CONF. | 2- 11 | 316 | 0- 0 | 166 | 309 | 300 | 300 | 27 | 27 | |
| ----- | | | | | | | | | | |
| TOTALS | RPI 1-25 | RPI 26-50 | W-L RECORDS | RPI 51-100 | RPI 101-150 | RPI 150+ | | | | |
| 2- 15 | 0- 0 | 0- 1 | OVERALL | 0- 2 | 0- 3 | 2- 9 | | | | |
| 1- 6 | 0- 0 | 0- 0 | HOME | 0- 0 | 0- 2 | 1- 4 | | | | |
| 1- 9 | 0- 0 | 0- 1 | AWAY | 0- 2 | 0- 1 | 1- 5 | | | | |
| 0- 0 | 0- 0 | 0- 0 | NEUTRAL | 0- 0 | 0- 0 | 0- 0 | | | | |
| 2- 11 | 0- 0 | 0- 1 | NON-CONFERENCE | 0- 2 | 0- 3 | 2- 5 | | | | |
| 1- 4 | 0- 0 | 0- 0 | HOME | 0- 0 | 0- 2 | 1- 2 | | | | |
| 1- 7 | 0- 0 | 0- 1 | AWAY | 0- 2 | 0- 1 | 1- 3 | | | | |
| 0- 0 | 0- 0 | 0- 0 | NEUTRAL | 0- 0 | 0- 0 | 0- 0 | | | | |
| 0- 4 | 0- 0 | 0- 0 | CONFERENCE | 0- 0 | 0- 0 | 0- 4 | | | | |
| 0- 2 | 0- 0 | 0- 0 | HOME | 0- 0 | 0- 0 | 0- 2 | | | | |
| 0- 2 | 0- 0 | 0- 0 | AWAY | 0- 0 | 0- 0 | 0- 2 | | | | |
| 0- 0 | 0- 0 | 0- 0 | NEUTRAL | 0- 0 | 0- 0 | 0- 0 | | | | |

| RPI 1-25 | | | | RPI 26-50 | | | | RPI 51-100 | | | | RPI 101+ | | | | Team's RPI: 331 | |
|---------------------------|---|----------|-------|-----------|---|---------------|-------|------------|---|----------|-------|----------|---|--------------------|-------|-----------------|--|
| RPI | S | Opponent | Score | RPI | S | Opponent | Score | RPI | S | Opponent | Score | RPI | S | Opponent | Score | | |
| | | | | 37 | A | Clemson | 26 68 | | | | | 120 | H | Tennessee Tech | 52 67 | | |
| | | | | | | | | 54 | A | Belmont | 43 83 | 132 | A | Cincinnati | 55 71 | | |
| | | | | | | | | 95 | A | Georgia | 45 77 | 141 | H | UT Martin | 53 62 | | |
| | | | | | | | | | | | | 180 | A | Morehead St. | 44 79 | | |
| | | | | | | | | | | | | 196 | H | Jacksonville St. | 46 58 | | |
| | | | | | | | | | | | | 219 | A | Jacksonville | 47 62 | | |
| | | | | | | | | | | | | 252 | H | Stetson | 65 80 | | |
| | | | | | | | | | | | | 258 | A | Alabama A&M | 62 58 | | |
| | | | | | | | | | | | | 270 | A | Murray St. | 61 97 | | |
| | | | | | | | | | | | | 282 | H | North Florida | 53 68 | | |
| | | | | | | | | | | | | 302 | H | Tennessee St. | 64 62 | | |
| | | | | | | | | | | | | 303 | H | Col. of Charleston | 63 65 | | |
| | | | | | | | | | | | | 306 | A | NJIT | 67 80 | | |
| | | | | | | | | | | | | 333 | A | Austin Peay | 58 70 | | |
| LAST 12 Division I GAMES: | | | | | | | | | | | | | | | | | |
| | | | | 306 | A | NJIT | 67 80 | | | | | 120 | H | Tennessee Tech | 52 67 | | |
| | | | | 252 | H | Stetson | 65 80 | | | | | 95 | A | Georgia | 45 77 | | |
| | | | | 282 | H | North Florida | 53 68 | | | | | 303 | H | Col. of Charleston | 63 65 | | |
| | | | | 219 | A | Jacksonville | 47 62 | | | | | 141 | H | UT Martin | 53 62 | | |
| | | | | 180 | A | Morehead St. | 44 79 | | | | | 54 | A | Belmont | 43 83 | | |
| | | | | 132 | A | Cincinnati | 55 71 | | | | | 333 | A | Austin Peay | 58 70 | | |

Non-Div I Games:

Lipscomb

| Average RPI | | Win: 216 | WON-LOST RECORD | WINNING PCT. RANK | LAST 10 GAMES | STRENGTH OF SCHEDULE | OPP. STRENGTH OF SCHEDULE | TEAM RPI | ADJ. RPI | CONF. RPI | ADJ. CONF. RPI |
|------------------|------|----------|-----------------|-------------------|---------------|----------------------|---------------------------|-------------|----------|-----------|----------------|
| Loss: 73 | | | | | | | | | | | |
| DIV. I ONLY | | | 8- 8 | 169 | 6-4 | 56 | 143 | 127 | 127 | 15 | 15 |
| DIV. I NON-CONF. | | | 4- 7 | 228 | 0- 0 | 60 | 39 | 149 | 149 | 15 | 15 |
| TOTALS | | RPI 1-25 | | RPI 26-50 | | W-L RECORDS | RPI 51-100 | RPI 101-150 | | RPI 150+ | |
| 8- 8 | 0- 1 | | | 0- 2 | | OVERALL | 0- 2 | 1- 3 | | 7- 0 | |
| 4- 5 | 0- 1 | | | 0- 2 | | HOME | 0- 0 | 0- 2 | | 4- 0 | |
| 4- 3 | 0- 0 | | | 0- 0 | | AWAY | 0- 2 | 1- 1 | | 3- 0 | |
| 0- 0 | 0- 0 | | | 0- 0 | | NEUTRAL | 0- 0 | 0- 0 | | 0- 0 | |
| 4- 7 | 0- 1 | | | 0- 2 | | NON-CONFERENCE | 0- 1 | 1- 3 | | 3- 0 | |
| 1- 5 | 0- 1 | | | 0- 2 | | HOME | 0- 0 | 0- 2 | | 1- 0 | |
| 3- 2 | 0- 0 | | | 0- 0 | | AWAY | 0- 1 | 1- 1 | | 2- 0 | |
| 0- 0 | 0- 0 | | | 0- 0 | | NEUTRAL | 0- 0 | 0- 0 | | 0- 0 | |
| 4- 1 | 0- 0 | | | 0- 0 | | CONFERENCE | 0- 1 | 0- 0 | | 4- 0 | |
| 3- 0 | 0- 0 | | | 0- 0 | | HOME | 0- 0 | 0- 0 | | 3- 0 | |
| 1- 1 | 0- 0 | | | 0- 0 | | AWAY | 0- 1 | 0- 0 | | 1- 0 | |
| 0- 0 | 0- 0 | | | 0- 0 | | NEUTRAL | 0- 0 | 0- 0 | | 0- 0 | |

| RPI 1-25 | | | | | |
|---------------------------|---|-----------------|-------|----|--|
| RPI | S | Opponent | Score | | |
| 9 | H | Mississippi St. | 63 | 98 | |
| RPI 26-50 | | | | | |
| RPI | S | Opponent | Score | | |
| 36 | H | Texas A&M | 40 | 61 | |
| 47 | H | Kansas St. | 47 | 53 | |
| RPI 51-100 | | | | | |
| RPI | S | Opponent | Score | | |
| 70 | A | LSU | 45 | 60 | |
| 88 | A | Troy | 66 | 71 | |
| RPI 101+ | | | | | |
| RPI | S | Opponent | Score | | |
| 106 | H | Western Ky. | 56 | 68 | |
| 110 | A | Missouri St. | 44 | 48 | |
| 117 | H | Rice | 65 | 79 | |
| 119 | A | Tulsa | 63 | 53 | |
| 151 | A | Louisiana Tech | 69 | 58 | |
| 152 | A | South Alabama | 65 | 42 | |
| 155 | H | Texas St. | 62 | 47 | |
| 273 | A | Memphis | 63 | 60 | |
| 274 | H | Louisiana | 62 | 48 | |
| 289 | H | Fla. Atlantic | 61 | 38 | |
| 312 | H | La.-Monroe | 63 | 44 | |
| Team's RPI: 127 | | | | | |
| LAST 12 Division I GAMES: | | | | | |
| 155 | H | Texas St. | 62 | 47 | |
| 152 | A | South Alabama | 65 | 42 | |
| 88 | A | Troy | 66 | 71 | |
| 274 | H | Louisiana | 62 | 48 | |
| 312 | H | La.-Monroe | 63 | 44 | |
| 70 | A | LSU | 45 | 60 | |
| 110 | A | Missouri St. | 44 | 48 | |
| 273 | A | Memphis | 63 | 60 | |
| 119 | A | Tulsa | 63 | 53 | |
| 47 | H | Kansas St. | 47 | 53 | |
| 106 | H | Western Ky. | 56 | 68 | |
| 9 | H | Mississippi St. | 63 | 98 | |

Non-Div I Games:

Li t t l e R o c k

Loss, Non-Conf, S Site, H Home A Away N Neutral

| | | | | | | | | | | |
|-------------------|----------|-----------|----------------|------------|-------------|---------------|------|------|-------|-----------|
| Average RPI Win: | 217 | WON-LOST | WINNING | LAST 10 | STRENGTH OF | OPP. STRENGTH | TEAM | ADJ. | CONF. | ADJ CONF. |
| Average RPI Loss: | 124 | RECORD | PCT. RANK | GAMES | SCHEDULE | OF SCHEDULE | RPI | RPI | RPI | RPI |
| DIV. I ONLY | 5- 10 | 250 | 5-5 | 140 | 132 | 220 | 220 | 21 | 21 | |
| DIV. I NON-CONF. | 3- 10 | 278 | 0- 0 | 111 | 119 | 247 | 247 | 20 | 20 | |
| ----- | | | | | | | | | | |
| TOTALS | RPI 1-25 | RPI 26-50 | W-L RECORDS | RPI 51-100 | RPI 101-150 | RPI 150+ | | | | |
| 5- 10 | 0- 1 | 0- 1 | OVERALL | 0- 3 | 1- 2 | 4- 3 | | | | |
| 3- 6 | 0- 0 | 0- 0 | HOME | 0- 3 | 1- 0 | 2- 3 | | | | |
| 2- 4 | 0- 1 | 0- 1 | AWAY | 0- 0 | 0- 2 | 2- 0 | | | | |
| 0- 0 | 0- 0 | 0- 0 | NEUTRAL | 0- 0 | 0- 0 | 0- 0 | | | | |
| 3- 10 | 0- 1 | 0- 1 | NON-CONFERENCE | 0- 3 | 1- 2 | 2- 3 | | | | |
| 2- 6 | 0- 0 | 0- 0 | HOME | 0- 3 | 1- 0 | 1- 3 | | | | |
| 1- 4 | 0- 1 | 0- 1 | AWAY | 0- 0 | 0- 2 | 1- 0 | | | | |
| 0- 0 | 0- 0 | 0- 0 | NEUTRAL | 0- 0 | 0- 0 | 0- 0 | | | | |
| 2- 0 | 0- 0 | 0- 0 | CONFERENCE | 0- 0 | 0- 0 | 2- 0 | | | | |
| 1- 0 | 0- 0 | 0- 0 | HOME | 0- 0 | 0- 0 | 1- 0 | | | | |
| 1- 0 | 0- 0 | 0- 0 | AWAY | 0- 0 | 0- 0 | 1- 0 | | | | |
| 0- 0 | 0- 0 | 0- 0 | NEUTRAL | 0- 0 | 0- 0 | 0- 0 | | | | |

| RPI 1-25 | | | | RPI 26-50 | | | | RPI 51-100 | | | | RPI 101+ | | | | Team's RPI: 220 |
|------------------------------|---|-------------------|--------|-----------|---|----------|-------|------------|---|-------------------------|--------|----------|---|--------------------------|-------|-----------------|
| RPI | S | Opponent | Score | RPI | S | Opponent | Score | RPI | S | Opponent | Score | RPI | S | Opponent | Score | |
| 3 | A | Oregon | 48 110 | 34 | A | Utah | 59 82 | 52 | H | Southern Cal i forn i a | 50 86 | 113 | H | Idaho | 70 63 | |
| | | | | | | | | 58 | H | Ari zona | 43 70 | 114 | A | Montana St. | 62 85 | |
| | | | | | | | | 76 | H | UNI | 64 71 | 130 | A | Loyol a Marymount | 62 71 | |
| | | | | | | | | | | | | 153 | A | Utah St. | 50 48 | |
| | | | | | | | | | | | | 181 | A | UC Ri versi de | 63 45 | |
| | | | | | | | | | | | | 240 | H | Nevada | 67 76 | |
| | | | | | | | | | | | | 241 | H | San Di ego | 56 60 | |
| | | | | | | | | | | | | 290 | H | Cal i forn i a Bapt i st | 83 85 | |
| | | | | | | | | | | | | 301 | H | Cal Poly | 61 58 | |
| | | | | | | | | | | | | 338 | H | Grand Canyon | 57 50 | |
| LAST 12 Di vi si on I GAMES: | | | | | | | | | | | | | | | | |
| 301 | H | Cal Poly | 61 58 | 58 | H | Ari zona | 43 70 | 241 | H | San Di ego | 56 60 | | | | | |
| 181 | A | UC Ri versi de | 63 45 | | | | | 3 | A | Oregon | 48 110 | | | | | |
| 153 | A | Utah St. | 50 48 | | | | | 114 | A | Montana St. | 62 85 | | | | | |
| 338 | H | Grand Canyon | 57 50 | | | | | 113 | H | Idaho | 70 63 | | | | | |
| 130 | A | Loyol a Marymount | 62 71 | | | | | 76 | H | UNI | 64 71 | | | | | |
| 240 | H | Nevada | 67 76 | | | | | | | | | | | | | |

Non-Di v I Games:

Long Beach St.

| | | | | | | | | | | |
|-------------------|----------|-----------|----------------|------------|-------------|---------------|------|------|-------|-----------|
| Average RPI Win: | 247 | WON-LOST | WINNING | LAST 10 | STRENGTH OF | OPP. STRENGTH | TEAM | ADJ. | CONF. | ADJ CONF. |
| Average RPI Loss: | 229 | RECORD | PCT. RANK | GAMES | SCHEDULE | OF SCHEDULE | RPI | RPI | RPI | RPI |
| DIV. I ONLY | 1- 13 | 338 | 0-10 | 286 | 346 | 346 | 346 | 28 | 28 | |
| DIV. I NON-CONF. | 1- 9 | 326 | 0- 0 | 201 | 340 | 334 | 334 | 29 | 29 | |
| <hr/> | | | | | | | | | | |
| TOTALS | RPI 1-25 | RPI 26-50 | W-L RECORDS | RPI 51-100 | RPI 101-150 | RPI 150+ | | | | |
| 1- 13 | 0- 0 | 0- 0 | OVERALL | 0- 1 | 0- 2 | 1- 10 | | | | |
| 1- 5 | 0- 0 | 0- 0 | HOME | 0- 0 | 0- 0 | 1- 5 | | | | |
| 0- 7 | 0- 0 | 0- 0 | AWAY | 0- 1 | 0- 2 | 0- 4 | | | | |
| 0- 1 | 0- 0 | 0- 0 | NEUTRAL | 0- 0 | 0- 0 | 0- 1 | | | | |
| 1- 9 | 0- 0 | 0- 0 | NON-CONFERENCE | 0- 1 | 0- 2 | 1- 6 | | | | |
| 1- 4 | 0- 0 | 0- 0 | HOME | 0- 0 | 0- 0 | 1- 4 | | | | |
| 0- 4 | 0- 0 | 0- 0 | AWAY | 0- 1 | 0- 2 | 0- 1 | | | | |
| 0- 1 | 0- 0 | 0- 0 | NEUTRAL | 0- 0 | 0- 0 | 0- 1 | | | | |
| 0- 4 | 0- 0 | 0- 0 | CONFERENCE | 0- 0 | 0- 0 | 0- 4 | | | | |
| 0- 1 | 0- 0 | 0- 0 | HOME | 0- 0 | 0- 0 | 0- 1 | | | | |
| 0- 3 | 0- 0 | 0- 0 | AWAY | 0- 0 | 0- 0 | 0- 3 | | | | |
| 0- 0 | 0- 0 | 0- 0 | NEUTRAL | 0- 0 | 0- 0 | 0- 0 | | | | |

| RPI 1-25 | | | | RPI 26-50 | | | | RPI 51-100 | | | | RPI 101+ Team's RPI : 346 | | | |
|---------------------------|---|------------------|-------|-----------|---|--------------------|--------|------------|---|---------------|-------|---------------------------|---|--------------------|--------|
| RPI | S | Opponent | Score | RPI | S | Opponent | Score | RPI | S | Opponent | Score | RPI | S | Opponent | Score |
| | | | | | | | | 75 | A | Virginia Tech | 39 93 | 129 | A | UNCW | 33 35 |
| | | | | | | | | | | | | 136 | A | VCU | 55 84 |
| | | | | | | | | | | | | 183 | H | Eastern Mi ch. | 45 64 |
| | | | | | | | | | | | | 207 | N | East Carol ina | 52 61 |
| | | | | | | | | | | | | 215 | A | Hampton | 40 66 |
| | | | | | | | | | | | | 221 | H | Saint Francis (PA) | 88 91 |
| | | | | | | | | | | | | 247 | H | UMES | 83 71 |
| | | | | | | | | | | | | 257 | H | Wofford | 72 101 |
| | | | | | | | | | | | | 281 | A | Norfol k St. | 42 74 |
| | | | | | | | | | | | | 286 | A | Wi nthrop | 69 77 |
| | | | | | | | | | | | | 322 | A | Presbyteri an | 66 81 |
| | | | | | | | | | | | | 329 | H | Wagner | 60 86 |
| | | | | | | | | | | | | 341 | H | Charleston So. | 74 81 |
| LAST 12 Division I GAMES: | | | | | | | | | | | | | | | |
| 215 | A | Hampton | 40 66 | 129 | A | UNCW | 33 35 | | | | | | | | |
| 341 | H | Charleston So. | 74 81 | 207 | N | East Carol ina | 52 61 | | | | | | | | |
| 322 | A | Presbyteri an | 66 81 | 183 | H | Eastern Mi ch. | 45 64 | | | | | | | | |
| 286 | A | Wi nthrop | 69 77 | 281 | A | Norfol k St. | 42 74 | | | | | | | | |
| 75 | A | Vi rgi ni a Tech | 39 93 | 257 | H | Wofford | 72 101 | | | | | | | | |
| 247 | H | UMES | 83 71 | 221 | H | Saint Francis (PA) | 88 91 | | | | | | | | |

Non-Div I Games:

Longwood

| | | | | | | | | | | |
|-------------------|----------|-----------|----------------|------------|-------------|---------------|------|------|-------|-----------|
| Average RPI Win: | 285 | WON-LOST | WINNING | LAST 10 | STRENGTH OF | OPP. STRENGTH | TEAM | ADJ. | CONF. | ADJ CONF. |
| Average RPI Loss: | 141 | RECORD | PCT. RANK | GAMES | SCHEDULE | OF SCHEDULE | RPI | RPI | RPI | RPI |
| DIV. I ONLY | 4- 10 | 275 | 2-8 | 226 | 156 | 274 | 274 | 15 | 15 | |
| DIV. I NON-CONF. | 2- 8 | 293 | 0- 0 | 213 | 194 | 290 | 290 | 15 | 15 | |
| ----- | | | | | | | | | | |
| TOTALS | RPI 1-25 | RPI 26-50 | W-L RECORDS | RPI 51-100 | RPI 101-150 | RPI 150+ | | | | |
| 4- 10 | 0- 1 | 0- 1 | OVERALL | 0- 2 | 0- 2 | 4- 4 | | | | |
| 3- 3 | 0- 0 | 0- 0 | HOME | 0- 2 | 0- 0 | 3- 1 | | | | |
| 1- 6 | 0- 1 | 0- 1 | AWAY | 0- 0 | 0- 2 | 1- 2 | | | | |
| 0- 1 | 0- 0 | 0- 0 | NEUTRAL | 0- 0 | 0- 0 | 0- 1 | | | | |
| 2- 8 | 0- 1 | 0- 1 | NON-CONFERENCE | 0- 2 | 0- 0 | 2- 4 | | | | |
| 1- 3 | 0- 0 | 0- 0 | HOME | 0- 2 | 0- 0 | 1- 1 | | | | |
| 1- 4 | 0- 1 | 0- 1 | AWAY | 0- 0 | 0- 0 | 1- 2 | | | | |
| 0- 1 | 0- 0 | 0- 0 | NEUTRAL | 0- 0 | 0- 0 | 0- 1 | | | | |
| 2- 2 | 0- 0 | 0- 0 | CONFERENCE | 0- 0 | 0- 2 | 2- 0 | | | | |
| 2- 0 | 0- 0 | 0- 0 | HOME | 0- 0 | 0- 0 | 2- 0 | | | | |
| 0- 2 | 0- 0 | 0- 0 | AWAY | 0- 0 | 0- 2 | 0- 0 | | | | |
| 0- 0 | 0- 0 | 0- 0 | NEUTRAL | 0- 0 | 0- 0 | 0- 0 | | | | |

| RPI 1-25 | | | | RPI 26-50 | | | | RPI 51-100 | | | | RPI 101+ | | | | Team's RPI: 274 |
|---------------------------|---|-----------------|--------|-----------|---|--------------------|-------|------------|---|------------------|-------|----------|---|--------------------|-------|-----------------|
| RPI | S | Opponent | Score | RPI | S | Opponent | Score | RPI | S | Opponent | Score | RPI | S | Opponent | Score | |
| 9 | A | Mississippi St. | 36 104 | 49 | A | Auburn | 59 71 | 63 | H | Lamar University | 77 79 | 127 | A | Little Rock | 48 62 | |
| | | | | | | | | 70 | H | LSU | 54 76 | 142 | A | Arkansas St. | 75 87 | |
| | | | | | | | | | | | | 191 | A | Ole Miss | 57 79 | |
| | | | | | | | | | | | | 194 | H | Georgia St. | 57 54 | |
| | | | | | | | | | | | | 227 | H | Sam Houston St. | 62 68 | |
| | | | | | | | | | | | | 249 | A | UTRGV | 60 75 | |
| | | | | | | | | | | | | 279 | H | Ga. Southern | 59 48 | |
| | | | | | | | | | | | | 280 | N | A&M-Corpus Christi | 63 64 | |
| | | | | | | | | | | | | 332 | H | Jackson St. | 68 61 | |
| | | | | | | | | | | | | 334 | A | McNeese | 70 59 | |
| LAST 12 Division I GAMES: | | | | | | | | | | | | | | | | |
| 279 | H | Ga. Southern | 59 48 | 70 | H | LSU | 54 76 | 191 | A | Ole Miss | 57 79 | | | | | |
| 194 | H | Georgia St. | 57 54 | 227 | H | Sam Houston St. | 62 68 | 249 | A | UTRGV | 60 75 | | | | | |
| 127 | A | Little Rock | 48 62 | 280 | N | A&M-Corpus Christi | 63 64 | 49 | A | Auburn | 59 71 | | | | | |
| 142 | A | Arkansas St. | 75 87 | | | | | | | | | | | | | |
| 9 | A | Mississippi St. | 36 104 | | | | | | | | | | | | | |
| 332 | H | Jackson St. | 68 61 | | | | | | | | | | | | | |

Non-Div I Games: Dillard

69 72

Louisiana

Average RPI Win: 190 WON-LOST WINNING LAST 10 STRENGTH OF OPP. STRENGTH TEAM ADJ. CONF. ADJ CONF.
Average RPI Loss: 129 RECORD PCT. RANK GAMES SCHEDULE OF SCHEDULE RPI RPI RPI RPI

| | | | | | | | | | |
|------------------|----------|-----------|----------------|------------|-------------|----------|-----|----|----|
| DIV. I ONLY | 8- 9 | 185 | 4-6 | 103 | 157 | 151 | 151 | 16 | 16 |
| DIV. I NON-CONF. | 7- 5 | 132 | 1- 0 | 249 | 63 | 148 | 148 | 19 | 19 |
| ----- | | | | | | | | | |
| TOTALS | RPI 1-25 | RPI 26-50 | W-L RECORDS | RPI 51-100 | RPI 101-150 | RPI 150+ | | | |
| 8- 9 | 0- 1 | 0- 0 | OVERALL | 1- 2 | 2- 3 | 5- 3 | | | |
| 3- 4 | 0- 0 | 0- 0 | HOME | 0- 1 | 1- 2 | 2- 1 | | | |
| 4- 4 | 0- 1 | 0- 0 | AWAY | 0- 1 | 1- 0 | 3- 2 | | | |
| 1- 1 | 0- 0 | 0- 0 | NEUTRAL | 1- 0 | 0- 1 | 0- 0 | | | |
| 7- 5 | 0- 1 | 0- 0 | NON-CONFERENCE | 1- 0 | 2- 2 | 4- 2 | | | |
| 3- 1 | 0- 0 | 0- 0 | HOME | 0- 0 | 1- 1 | 2- 0 | | | |
| 3- 3 | 0- 1 | 0- 0 | AWAY | 0- 0 | 1- 0 | 2- 2 | | | |
| 1- 1 | 0- 0 | 0- 0 | NEUTRAL | 1- 0 | 0- 1 | 0- 0 | | | |
| 1- 4 | 0- 0 | 0- 0 | CONFERENCE | 0- 2 | 0- 1 | 1- 1 | | | |
| 0- 3 | 0- 0 | 0- 0 | HOME | 0- 1 | 0- 1 | 0- 1 | | | |
| 1- 1 | 0- 0 | 0- 0 | AWAY | 0- 1 | 0- 0 | 1- 0 | | | |
| 0- 0 | 0- 0 | 0- 0 | NEUTRAL | 0- 0 | 0- 0 | 0- 0 | | | |

| | | | | | | | | | | | | | | | |
|---------------------------|---|--------------|-------|-----------|---|-----------------|-------|------------|---|-----------------|-------|--------------------------|---|------------------|--------|
| RPI 1-25 | | | | RPI 26-50 | | | | RPI 51-100 | | | | RPI 101+ Team's RPI: 151 | | | |
| RPI | S | Opponent | Score | RPI | S | Opponent | Score | RPI | S | Opponent | Score | RPI | S | Opponent | Score |
| 15 | A | Ari zona St. | 44 80 | | | | | 64 | A | Mi ddle Tenn. | 38 75 | 110 | N | Missouri St. | 70 82 |
| | | | | | | | | 69 | H | Ol d Domi ni on | 59 70 | 117 | H | Rice | 51 61 |
| | | | | | | | | 97 | N | Al abama | 79 62 | 121 | H | Houston | 100 88 |
| | | | | | | | | | | | | 127 | H | Little Rock | 58 69 |
| | | | | | | | | | | | | 142 | A | Arkansas St. | 80 70 |
| | | | | | | | | | | | | 164 | A | UAB | 73 68 |
| | | | | | | | | | | | | 191 | H | Ol e Mi ss | 80 71 |
| | | | | | | | | | | | | 192 | A | UMKC | 70 80 |
| | | | | | | | | | | | | 199 | H | North Texas | 54 65 |
| | | | | | | | | | | | | 201 | H | Southeastern La. | 72 53 |
| | | | | | | | | | | | | 267 | A | Wi chi ta St. | 56 70 |
| | | | | | | | | | | | | 273 | A | Memphi s | 66 50 |
| | | | | | | | | | | | | 334 | A | McNeese | 89 48 |
| LAST 12 Division I GAMES: | | | | | | | | | | | | | | | |
| | | | | 97 | N | Al abama | 79 62 | | | | | 199 | H | North Texas | 54 65 |
| | | | | 69 | H | Ol d Domi ni on | 59 70 | | | | | 334 | A | McNeese | 89 48 |
| | | | | 64 | A | Mi ddle Tenn. | 38 75 | | | | | 192 | A | UMKC | 70 80 |
| | | | | 164 | A | UAB | 73 68 | | | | | 110 | N | Missouri St. | 70 82 |
| | | | | 117 | H | Ri ce | 51 61 | | | | | 191 | H | Ol e Mi ss | 80 71 |
| | | | | 15 | A | Ari zona St. | 44 80 | | | | | 201 | H | Southeastern La. | 72 53 |

Non-Div I Games: LSU-Alexandria 112 70

| | | | | | | | | | | |
|-------------------|----------|-----------|----------------|------------|-------------|---------------|------|------|-------|-----------|
| Average RPI Win: | 100 | WON-LOST | WINNING | LAST 10 | STRENGTH OF | OPP. STRENGTH | TEAM | ADJ. | CONF. | ADJ CONF. |
| Average RPI Loss: | 1 | RECORD | PCT. RANK | GAMES | SCHEDULE | OF SCHEDULE | RPI | RPI | RPI | RPI |
| DIV. I ONLY | 16- 1 | 4 | 9-1 | 31 | 2 | 7 | 7 | 1 | 1 | |
| DIV. I NON-CONF. | 12- 0 | 1 | 0- 0 | 38 | 28 | 7 | 7 | 1 | 1 | |
| ----- | | | | | | | | | | |
| TOTALS | RPI 1-25 | RPI 26-50 | W-L RECORDS | RPI 51-100 | RPI 101-150 | RPI 150+ | | | | |
| 16- 1 | 2- 1 | 4- 0 | OVERALL | 4- 0 | 4- 0 | 2- 0 | | | | |
| 9- 0 | 0- 0 | 3- 0 | HOME | 2- 0 | 2- 0 | 2- 0 | | | | |
| 5- 1 | 1- 1 | 1- 0 | AWAY | 1- 0 | 2- 0 | 0- 0 | | | | |
| 2- 0 | 1- 0 | 0- 0 | NEUTRAL | 1- 0 | 0- 0 | 0- 0 | | | | |
| 12- 0 | 2- 0 | 1- 0 | NON-CONFERENCE | 4- 0 | 3- 0 | 2- 0 | | | | |
| 6- 0 | 0- 0 | 1- 0 | HOME | 2- 0 | 1- 0 | 2- 0 | | | | |
| 4- 0 | 1- 0 | 0- 0 | AWAY | 1- 0 | 2- 0 | 0- 0 | | | | |
| 2- 0 | 1- 0 | 0- 0 | NEUTRAL | 1- 0 | 0- 0 | 0- 0 | | | | |
| 4- 1 | 0- 1 | 3- 0 | CONFERENCE | 0- 0 | 1- 0 | 0- 0 | | | | |
| 3- 0 | 0- 0 | 2- 0 | HOME | 0- 0 | 1- 0 | 0- 0 | | | | |
| 1- 1 | 0- 1 | 1- 0 | AWAY | 0- 0 | 0- 0 | 0- 0 | | | | |
| 0- 0 | 0- 0 | 0- 0 | NEUTRAL | 0- 0 | 0- 0 | 0- 0 | | | | |

| RPI | S | Opponent | Score | RPI | S | Opponent | Score | RPI | S | Opponent | Score | RPI | S | Opponent | Score |
|---------------------------|---|----------------|-------|-----|---|----------------|--------|-----|---|------------|-------|-----|---|---------------|--------|
| 1 | A | Notre Dame | 68 82 | 27 | H | Kentucky | 80 75 | 68 | A | Boise St. | 74 55 | 102 | H | Virginia | 91 43 |
| 15 | N | Arizona St. | 58 56 | 40 | H | North Carolina | 73 66 | 77 | H | Nebraska | 85 68 | 106 | A | Western Ky. | 102 80 |
| 22 | A | Central Mich. | 72 68 | 44 | H | Georgia Tech | 61 44 | 92 | N | Hartford | 86 69 | 134 | A | Chattanooga | 75 49 |
| | | | | 48 | A | Duke | 73 51 | 96 | H | Miami (OH) | 95 73 | 141 | H | UT Martin | 102 62 |
| | | | | | | | | | | | | 285 | H | Northern Ky. | 92 59 |
| | | | | | | | | | | | | 302 | H | Tennessee St. | 107 52 |
| ----- | | | | | | | | | | | | | | | |
| LAST 12 Division I GAMES: | | | | | | | | | | | | | | | |
| 102 | H | Virginia | 91 43 | 22 | A | Central Mich. | 72 68 | | | | | | | | |
| 44 | H | Georgia Tech | 61 44 | 285 | H | Northern Ky. | 92 59 | | | | | | | | |
| 1 | A | Notre Dame | 68 82 | 27 | H | Kentucky | 80 75 | | | | | | | | |
| 48 | A | Duke | 73 51 | 141 | H | UT Martin | 102 62 | | | | | | | | |
| 40 | H | North Carolina | 73 66 | 302 | H | Tennessee St. | 107 52 | | | | | | | | |
| 96 | H | Miami (OH) | 95 73 | 77 | H | Nebraska | 85 68 | | | | | | | | |

Non-Div I Games:

Louisville

| | | | | | | | | | | | |
|------------------|----------|------|-----------|-----------|----------------|-------------|---------------|-------------|------|----------|-----------|
| Average RPI | Win: | 310 | WON-LOST | WINNING | LAST 10 | STRENGTH OF | OPP. STRENGTH | TEAM | ADJ. | CONF. | ADJ CONF. |
| Average RPI | Loss: | 98 | RECORD | PCT. RANK | GAMES | SCHEDULE | OF SCHEDULE | RPI | RPI | RPI | RPI |
| DIV. I ONLY | | 8- 7 | | 150 | 5-5 | 322 | 232 | 242 | 242 | 13 | 13 |
| DIV. I NON-CONF. | | 6- 5 | | 143 | 0- 0 | 323 | 290 | 260 | 260 | 14 | 14 |
| <hr/> | | | | | | | | | | | |
| TOTALS | RPI 1-25 | | RPI 26-50 | | W-L RECORDS | RPI 51-100 | | RPI 101-150 | | RPI 150+ | |
| 8- 7 | 0- 1 | | 0- 2 | | OVERALL | 0- 1 | | 0- 1 | | 8- 2 | |
| 6- 2 | 0- 0 | | 0- 1 | | HOME | 0- 0 | | 0- 0 | | 6- 1 | |
| 2- 5 | 0- 1 | | 0- 1 | | AWAY | 0- 1 | | 0- 1 | | 2- 1 | |
| 0- 0 | 0- 0 | | 0- 0 | | NEUTRAL | 0- 0 | | 0- 0 | | 0- 0 | |
| 6- 5 | 0- 0 | | 0- 2 | | NON-CONFERENCE | 0- 0 | | 0- 1 | | 6- 2 | |
| 4- 2 | 0- 0 | | 0- 1 | | HOME | 0- 0 | | 0- 0 | | 4- 1 | |
| 2- 3 | 0- 0 | | 0- 1 | | AWAY | 0- 0 | | 0- 1 | | 2- 1 | |
| 0- 0 | 0- 0 | | 0- 0 | | NEUTRAL | 0- 0 | | 0- 0 | | 0- 0 | |
| 2- 2 | 0- 1 | | 0- 0 | | CONFERENCE | 0- 1 | | 0- 0 | | 2- 0 | |
| 2- 0 | 0- 0 | | 0- 0 | | HOME | 0- 0 | | 0- 0 | | 2- 0 | |
| 0- 2 | 0- 1 | | 0- 0 | | AWAY | 0- 1 | | 0- 0 | | 0- 0 | |
| 0- 0 | 0- 0 | | 0- 0 | | NEUTRAL | 0- 0 | | 0- 0 | | 0- 0 | |

| RPI 1-25 | | | | RPI 26-50 | | | | RPI 51-100 | | | | RPI 101+ Team's RPI: 242 | | | |
|---------------------------|---|------------|-------|-----------|---|----------------|--------|------------|---|-------------------|-------|--------------------------|---|-------------------|-------|
| RPI | S | Opponent | Score | RPI | S | Opponent | Score | RPI | S | Opponent | Score | RPI | S | Opponent | Score |
| 14 | A | Drake | 60 69 | 32 | H | DePaul | 76 102 | 76 | A | UNI | 52 64 | 101 | A | Youngstown St. | 63 74 |
| | | | | 45 | A | Purdue | 41 65 | | | | | 192 | H | UMKC | 74 88 |
| | | | | | | | | | | | | 204 | H | SIUE | 56 43 |
| | | | | | | | | | | | | 223 | A | Bowling Green | 74 88 |
| | | | | | | | | | | | | 295 | A | Western Mi ch. | 64 53 |
| | | | | | | | | | | | | 299 | H | Valparaiso | 80 54 |
| | | | | | | | | | | | | 323 | H | Detroit Mercy | 52 43 |
| | | | | | | | | | | | | 336 | H | Purdue Fort Wayne | 81 67 |
| | | | | | | | | | | | | 337 | A | UIC | 75 60 |
| | | | | | | | | | | | | 340 | H | Chicago St. | 76 40 |
| | | | | | | | | | | | | 345 | H | Evansville | 61 56 |
| <hr/> | | | | | | | | | | | | | | | |
| LAST 12 Division I GAMES: | | | | | | | | | | | | | | | |
| 345 | H | Evansville | 61 56 | 192 | H | UMKC | 74 88 | 45 | A | Purdue | 41 65 | 204 | H | SIUE | 56 43 |
| 76 | A | UNI | 52 64 | 295 | A | Western Mi ch. | 64 53 | 336 | H | Purdue Fort Wayne | 81 67 | 340 | H | Chicago St. | 76 40 |
| 14 | A | Drake | 60 69 | 32 | H | DePaul | 76 102 | 337 | A | UIC | 75 60 | | | | |
| 299 | H | Valparaiso | 80 54 | 223 | A | Bowling Green | 74 88 | | | | | | | | |

Non-Div I Games:

Loyol a Chi cago

| | | | | | | | | | | | |
|------------------|----------|-------|-----------|-----------|----------------|-------------|---------------|-------------|------|----------|-----------|
| Average RPI | Win: | 231 | WON-LOST | WINNING | LAST 10 | STRENGTH OF | OPP. STRENGTH | TEAM | ADJ. | CONF. | ADJ CONF. |
| Average RPI | Loss: | 182 | RECORD | PCT. RANK | GAMES | SCHEDULE | OF SCHEDULE | RPI | RPI | RPI | RPI |
| DIV. I ONLY | | 1- 15 | | 344 | 1-9 | 157 | | 285 | 314 | 314 | 20 |
| DIV. I NON-CONF. | | 1- 10 | | 330 | 0- 1 | 131 | | 268 | 292 | 292 | 23 |
| ----- | | | | | | | | | | | |
| TOTALS | RPI 1-25 | | RPI 26-50 | | W-L RECORDS | RPI 51-100 | | RPI 101-150 | | RPI 150+ | |
| 1- 15 | 0- 0 | | 0- 1 | | OVERALL | 0- 3 | | 0- 1 | | 1- 10 | |
| 0- 5 | 0- 0 | | 0- 0 | | HOME | 0- 0 | | 0- 0 | | 0- 5 | |
| 1- 9 | 0- 0 | | 0- 1 | | AWAY | 0- 2 | | 0- 1 | | 1- 5 | |
| 0- 1 | 0- 0 | | 0- 0 | | NEUTRAL | 0- 1 | | 0- 0 | | 0- 0 | |
| 1- 10 | 0- 0 | | 0- 1 | | NON-CONFERENCE | 0- 3 | | 0- 0 | | 1- 6 | |
| 0- 3 | 0- 0 | | 0- 0 | | HOME | 0- 0 | | 0- 0 | | 0- 3 | |
| 1- 6 | 0- 0 | | 0- 1 | | AWAY | 0- 2 | | 0- 0 | | 1- 3 | |
| 0- 1 | 0- 0 | | 0- 0 | | NEUTRAL | 0- 1 | | 0- 0 | | 0- 0 | |
| 0- 5 | 0- 0 | | 0- 0 | | CONFERENCE | 0- 0 | | 0- 1 | | 0- 4 | |
| 0- 2 | 0- 0 | | 0- 0 | | HOME | 0- 0 | | 0- 0 | | 0- 2 | |
| 0- 3 | 0- 0 | | 0- 0 | | AWAY | 0- 0 | | 0- 1 | | 0- 2 | |
| 0- 0 | 0- 0 | | 0- 0 | | NEUTRAL | 0- 0 | | 0- 0 | | 0- 0 | |

| RPI 1-25 | | | | RPI 26-50 | | | | RPI 51-100 | | | | RPI 101+ Team's RPI: 314 | | | |
|------------------------------|---|----------|-------|-----------|---|-----------------|-------|------------|---|----------------|-------|--------------------------|---|------------------------|-------|
| RPI | S | Opponent | Score | RPI | S | Opponent | Score | RPI | S | Opponent | Score | RPI | S | Opponent | Score |
| | | | | 29 | A | Maryl and | 48 83 | | | | | 150 | A | Ameri can | 38 82 |
| | | | | | | | | 85 | N | Boston College | 47 73 | 158 | H | Boston U. | 62 64 |
| | | | | | | | | 91 | A | Towson | 57 62 | 159 | H | William & Mary | 49 65 |
| | | | | | | | | 94 | A | Georgetown | 30 45 | 197 | H | Navy | 46 58 |
| | | | | | | | | | | | | 214 | A | George Mason | 38 70 |
| | | | | | | | | | | | | 228 | A | Dartmouth | 41 54 |
| | | | | | | | | | | | | 231 | A | Monmouth | 75 67 |
| | | | | | | | | | | | | 232 | H | Mt. St. Mary's | 67 77 |
| | | | | | | | | | | | | 244 | A | Holy Cross | 60 78 |
| | | | | | | | | | | | | 277 | A | Sai nt Joseph's | 46 49 |
| | | | | | | | | | | | | 278 | H | St. Franci s Brookl yn | 70 75 |
| | | | | | | | | | | | | 298 | A | Army West Poi nt | 57 69 |
| LAST 12 Di vi si on I GAMES: | | | | | | | | | | | | | | | |
| | | | | 277 | A | Sai nt Joseph's | 46 49 | | | | | 197 | H | Navy | 46 58 |
| | | | | 150 | A | Ameri can | 38 82 | | | | | 231 | A | Monmouth | 75 67 |
| | | | | 244 | A | Holy Cross | 60 78 | | | | | 29 | A | Maryl and | 48 83 |
| | | | | 158 | H | Boston U. | 62 64 | | | | | 278 | H | St. Franci s Brookl yn | 70 75 |
| | | | | 298 | A | Army West Point | 57 69 | | | | | 91 | A | Towson | 57 62 |
| | | | | 85 | N | Boston Col lege | 47 73 | | | | | 232 | H | Mt. St. Mary's | 67 77 |

Non-Div I Games:

Loyola Maryl and

| | | | | | | | | | | | |
|------------------|----------|-------|-----------|-----------|----------------|-------------|---------------|-------------|------|----------|-----------|
| Average RPI | Win: | 179 | WON-LOST | WINNING | LAST 10 | STRENGTH OF | OPP. STRENGTH | TEAM | ADJ. | CONF. | ADJ CONF. |
| Average RPI | Loss: | 104 | RECORD | PCT. RANK | GAMES | SCHEDULE | OF SCHEDULE | RPI | RPI | RPI | RPI |
| DIV. I ONLY | | 10- 8 | | 140 | 4-6 | 95 | 114 | 130 | 130 | 7 | 7 |
| DIV. I NON-CONF. | | 7- 5 | | 132 | 1- 0 | 121 | 139 | 110 | 110 | 7 | 7 |
| ----- | | | | | | | | | | | |
| TOTALS | RPI 1-25 | | RPI 26-50 | | W-L RECORDS | RPI 51-100 | | RPI 101-150 | | RPI 150+ | |
| 10- 8 | 0- 4 | | 1- 0 | | OVERALL | 1- 0 | | 2- 0 | | 6- 4 | |
| 6- 3 | 0- 1 | | 1- 0 | | HOME | 0- 0 | | 2- 0 | | 3- 2 | |
| 4- 2 | 0- 1 | | 0- 0 | | AWAY | 1- 0 | | 0- 0 | | 3- 1 | |
| 0- 3 | 0- 2 | | 0- 0 | | NEUTRAL | 0- 0 | | 0- 0 | | 0- 1 | |
| 7- 5 | 0- 2 | | 1- 0 | | NON-CONFERENCE | 1- 0 | | 1- 0 | | 4- 3 | |
| 4- 1 | 0- 0 | | 1- 0 | | HOME | 0- 0 | | 1- 0 | | 2- 1 | |
| 3- 1 | 0- 0 | | 0- 0 | | AWAY | 1- 0 | | 0- 0 | | 2- 1 | |
| 0- 3 | 0- 2 | | 0- 0 | | NEUTRAL | 0- 0 | | 0- 0 | | 0- 1 | |
| 3- 3 | 0- 2 | | 0- 0 | | CONFERENCE | 0- 0 | | 1- 0 | | 2- 1 | |
| 2- 2 | 0- 1 | | 0- 0 | | HOME | 0- 0 | | 1- 0 | | 1- 1 | |
| 1- 1 | 0- 1 | | 0- 0 | | AWAY | 0- 0 | | 0- 0 | | 1- 0 | |
| 0- 0 | 0- 0 | | 0- 0 | | NEUTRAL | 0- 0 | | 0- 0 | | 0- 0 | |

| RPI | S | Opponent | Score |
|-----|---|--------------|-------|
| 10 | H | Gonzaga | 53 78 |
| 19 | A | BYU | 44 55 |
| 20 | N | Indiana | 43 67 |
| 23 | N | South Dakota | 40 67 |

| RPI | S | Opponent | Score |
|-----|---|----------|-------|
| 41 | H | UCLA | 69 63 |

| RPI | S | Opponent | Score |
|-----|---|----------|-------|
| 58 | A | Arizona | 66 64 |

| RPI | S | Opponent | Score |
|-----|---|------------------|--------|
| 123 | H | UC Davis | 60 53 |
| 133 | H | Portland | 76 58 |
| 156 | A | CSUN | 72 53 |
| 163 | A | Denver | 75 104 |
| 166 | H | Santa Clara | 75 83 |
| 175 | N | Grambling | 61 62 |
| 220 | H | Long Beach St. | 71 62 |
| 241 | A | San Diego | 69 52 |
| 251 | H | San Francisco | 66 58 |
| 254 | H | Northern Ariz. | 62 63 |
| 262 | H | Robert Morris | 61 53 |
| 304 | A | UC Santa Barbara | 70 57 |

LAST 12 Division I GAMES:

| | | | | | | | |
|-----|---|---------------|-------|-----|---|----------------|-------|
| 262 | H | Robert Morris | 61 53 | 133 | H | Portland | 76 58 |
| 166 | H | Santa Clara | 75 83 | 10 | H | Gonzaga | 53 78 |
| 251 | H | San Francisco | 66 58 | 175 | N | Grambling | 61 62 |
| 19 | A | BYU | 44 55 | 23 | N | South Dakota | 40 67 |
| 241 | A | San Diego | 69 52 | 20 | N | Indiana | 43 67 |
| 156 | A | CSUN | 72 53 | 220 | H | Long Beach St. | 71 62 |

Non-Div I Games:

Loyola Marymount

| | | | | | | | | | | | |
|------------------|----------|-------|-----------|-----------|----------------|-------------|---------------|-------------|------|----------|-----------|
| Average RPI | Win: | 205 | WON-LOST | WINNING | LAST 10 | STRENGTH OF | OPP. STRENGTH | TEAM | ADJ. | CONF. | ADJ CONF. |
| Average RPI | Loss: | 74 | RECORD | PCT. RANK | GAMES | SCHEDULE | OF SCHEDULE | RPI | RPI | RPI | RPI |
| DIV. I ONLY | | 11- 7 | | 110 | 5-5 | 132 | 112 | 89 | 89 | 23 | 23 |
| DIV. I NON-CONF. | | 7- 6 | | 153 | 0- 1 | 49 | 46 | 55 | 55 | 24 | 24 |
| ----- | | | | | | | | | | | |
| TOTALS | RPI 1-25 | | RPI 26-50 | | W-L RECORDS | RPI 51-100 | | RPI 101-150 | | RPI 150+ | |
| 11- 7 | 0- 1 | | 1- 2 | | OVERALL | 3- 2 | | 0- 2 | | 7- 0 | |
| 5- 1 | 0- 0 | | 0- 1 | | HOME | 1- 0 | | 0- 0 | | 4- 0 | |
| 4- 5 | 0- 1 | | 1- 1 | | AWAY | 1- 2 | | 0- 1 | | 2- 0 | |
| 2- 1 | 0- 0 | | 0- 0 | | NEUTRAL | 1- 0 | | 0- 1 | | 1- 0 | |
| 7- 6 | 0- 1 | | 1- 2 | | NON-CONFERENCE | 3- 1 | | 0- 2 | | 3- 0 | |
| 2- 1 | 0- 0 | | 0- 1 | | HOME | 1- 0 | | 0- 0 | | 1- 0 | |
| 3- 4 | 0- 1 | | 1- 1 | | AWAY | 1- 1 | | 0- 1 | | 1- 0 | |
| 2- 1 | 0- 0 | | 0- 0 | | NEUTRAL | 1- 0 | | 0- 1 | | 1- 0 | |
| 4- 1 | 0- 0 | | 0- 0 | | CONFERENCE | 0- 1 | | 0- 0 | | 4- 0 | |
| 3- 0 | 0- 0 | | 0- 0 | | HOME | 0- 0 | | 0- 0 | | 3- 0 | |
| 1- 1 | 0- 0 | | 0- 0 | | AWAY | 0- 1 | | 0- 0 | | 1- 0 | |
| 0- 0 | 0- 0 | | 0- 0 | | NEUTRAL | 0- 0 | | 0- 0 | | 0- 0 | |

| RPI 1-25 | | | | RPI 26-50 | | | | RPI 51-100 | | | | Team's RPI: 89 | RPI 101+ | | | |
|---------------------------|---|----------------|-------|-----------|---|----------------|-------|------------|---|--------------|--------|----------------|----------|---|----------------|--------|
| RPI | S | Opponent | Score | RPI | S | Opponent | Score | RPI | S | Opponent | Score | | RPI | S | Opponent | Score |
| 8 | A | NC State | 46 84 | 40 | A | North Carolina | 85 73 | 51 | A | Northeastern | 55 63 | | 134 | N | Chattanooga | 61 66 |
| | | | | 46 | A | Green Bay | 39 70 | 72 | A | Harvard | 67 60 | | 137 | A | Fordham | 64 72 |
| | | | | 48 | H | Duke | 63 66 | 83 | N | Penn | 47 46 | | 213 | H | Brown | 102 96 |
| | | | | | | | | 92 | A | Hartford | 46 49 | | 264 | N | N. C. A&T | 58 52 |
| | | | | | | | | 99 | H | Tol edo | 73 59 | | 276 | A | Bryant | 74 57 |
| | | | | | | | | | | | | | 288 | H | Al bany (NY) | 76 65 |
| | | | | | | | | | | | | | 293 | A | Vermont | 63 51 |
| | | | | | | | | | | | | | 309 | H | UMBC | 84 44 |
| | | | | | | | | | | | | | 313 | H | New Hampshi re | 67 46 |
| ----- | | | | | | | | | | | | | | | | |
| LAST 12 Division I GAMES: | | | | | | | | | | | | | | | | |
| 134 | N | Chattanooga | 61 66 | 313 | H | New Hampshi re | 67 46 | 51 | A | Northeastern | 55 63 | | 137 | A | Fordham | 64 72 |
| 92 | A | Hartford | 46 49 | | | | | 72 | A | Harvard | 67 60 | | | | | |
| 288 | H | Al bany (NY) | 76 65 | | | | | 8 | A | NC State | 46 84 | | | | | |
| 293 | A | Vermont | 63 51 | | | | | 213 | H | Brown | 102 96 | | | | | |
| 309 | H | UMBC | 84 44 | | | | | | | | | | | | | |
| 40 | A | North Carolina | 85 73 | | | | | | | | | | | | | |

Non-Div I Games:

Maine

| | | | | | | | | | | |
|-------------------|----------|-----------|----------------|------------|-------------|---------------|------|------|-------|-----------|
| Average RPI Win: | 336 | WON-LOST | WINNING | LAST 10 | STRENGTH OF | OPP. STRENGTH | TEAM | ADJ. | CONF. | ADJ CONF. |
| Average RPI Loss: | 221 | RECORD | PCT. RANK | GAMES | SCHEDULE | OF SCHEDULE | RPI | RPI | RPI | RPI |
| DIV. I ONLY | 3- 12 | 305 | 2-8 | 289 | 349 | 342 | 342 | 27 | 27 | |
| DIV. I NON-CONF. | 2- 9 | 297 | 0- 0 | 232 | 349 | 337 | 337 | 28 | 28 | |
| ----- | | | | | | | | | | |
| TOTALS | RPI 1-25 | RPI 26-50 | W-L RECORDS | RPI 51-100 | RPI 101-150 | RPI 150+ | | | | |
| 3- 12 | 0- 0 | 0- 0 | OVERALL | 0- 1 | 0- 3 | 3- 8 | | | | |
| 3- 5 | 0- 0 | 0- 0 | HOME | 0- 1 | 0- 2 | 3- 2 | | | | |
| 0- 7 | 0- 0 | 0- 0 | AWAY | 0- 0 | 0- 1 | 0- 6 | | | | |
| 0- 0 | 0- 0 | 0- 0 | NEUTRAL | 0- 0 | 0- 0 | 0- 0 | | | | |
| 2- 9 | 0- 0 | 0- 0 | NON-CONFERENCE | 0- 1 | 0- 3 | 2- 5 | | | | |
| 2- 5 | 0- 0 | 0- 0 | HOME | 0- 1 | 0- 2 | 2- 2 | | | | |
| 0- 4 | 0- 0 | 0- 0 | AWAY | 0- 0 | 0- 1 | 0- 3 | | | | |
| 0- 0 | 0- 0 | 0- 0 | NEUTRAL | 0- 0 | 0- 0 | 0- 0 | | | | |
| 1- 3 | 0- 0 | 0- 0 | CONFERENCE | 0- 0 | 0- 0 | 1- 3 | | | | |
| 1- 0 | 0- 0 | 0- 0 | HOME | 0- 0 | 0- 0 | 1- 0 | | | | |
| 0- 3 | 0- 0 | 0- 0 | AWAY | 0- 0 | 0- 0 | 0- 3 | | | | |
| 0- 0 | 0- 0 | 0- 0 | NEUTRAL | 0- 0 | 0- 0 | 0- 0 | | | | |

| RPI 1-25 | | | | RPI 26-50 | | | | RPI 51-100 | | | | RPI 101+ | | | | Team's RPI: 342 | |
|---------------------------|---|-------------|-------|-----------|-----|----------|---------------|------------|----|------------|-------|----------|-----|----------------------|--------|-----------------|----|
| RPI | S | Opponent | Score | RPI | S | Opponent | Score | RPI | S | Opponent | Score | RPI | S | Opponent | Score | | |
| | | | | | | | | 79 | H | Wright St. | 44 | 60 | 125 | H | Drexel | 39 | 53 |
| | | | | | | | | | | | | 135 | H | Stony Brook | 48 | 79 | |
| | | | | | | | | | | | | 137 | A | Fordham | 61 | 65 | |
| | | | | | | | | | | | | 235 | A | Niagara | 51 | 61 | |
| | | | | | | | | | | | | 237 | H | Sacred Heart | 46 | 74 | |
| | | | | | | | | | | | | 244 | A | Holy Cross | 53 | 61 | |
| | | | | | | | | | | | | 275 | A | Siena | 56 | 62 | |
| | | | | | | | | | | | | 278 | A | St. Francis Brooklyn | 65 | 73 | |
| | | | | | | | | | | | | 288 | A | Albany (NY) | 54 | 60 | |
| | | | | | | | | | | | | 294 | A | Canisius | 44 | 47 | |
| | | | | | | | | | | | | 323 | H | Detroit Mercy | 56 | 58 | |
| | | | | | | | | | | | | 328 | H | Iona | 55 | 33 | |
| | | | | | | | | | | | | 330 | H | Lafayette | 60 | 49 | |
| | | | | | | | | | | | | 351 | H | LIU Brooklyn | 61 | 46 | |
| LAST 12 Division I GAMES: | | | | | | | | | | | | | | | | | |
| 328 | H | Iona | 55 | 33 | 237 | H | Sacred Heart | 46 | 74 | | | | | | | | |
| 275 | A | Siena | 56 | 62 | 79 | H | Wright St. | 44 | 60 | | | | | | | | |
| 235 | A | Niagara | 51 | 61 | 125 | H | Drexel | 39 | 53 | | | | | | | | |
| 294 | A | Canisius | 44 | 47 | 330 | H | Lafayette | 60 | 49 | | | | | | | | |
| 244 | A | Holy Cross | 53 | 61 | 137 | A | Fordham | 61 | 65 | | | | | | | | |
| 135 | H | Stony Brook | 48 | 79 | 323 | H | Detroit Mercy | 56 | 58 | | | | | | | | |

Non-Div I Games:

Manhattan

Average RPI Win: 229

Average RPI Loss: 96

WON-LOST
RECORDWINNING
PCT. RANKLAST 10
GAMESSTRENGTH OF
SCHEDULEOPP. STRENGTH
OF SCHEDULETEAM
RPIADJ.
RPICONF.
RPIADJ CONF.
RPIDIV. I ONLY
DIV. I NON-CONF.13- 5
8- 462
917-3
0- 0235
198190
143124
102124
10227
2827
28

TOTALS

RPI 1-25

RPI 26-50

W-L RECORDS

RPI 51-100

RPI 101-150

RPI 150+

13- 5

0- 0

0- 1

OVERALL

1- 3

0- 0

12- 1

5- 2

0- 0

0- 0

HOME

1- 1

0- 0

4- 1

6- 2

0- 0

0- 1

AWAY

0- 1

0- 0

6- 0

2- 1

0- 0

0- 0

NEUTRAL

0- 1

0- 0

2- 0

8- 4

0- 0

0- 1

NON-CONFERENCE

1- 2

0- 0

7- 1

3- 1

0- 0

0- 0

HOME

1- 0

0- 0

2- 1

3- 2

0- 0

0- 1

AWAY

0- 1

0- 0

3- 0

2- 1

0- 0

0- 0

NEUTRAL

0- 1

0- 0

2- 0

5- 1

0- 0

0- 0

CONFERENCE

0- 1

0- 0

5- 0

2- 1

0- 0

0- 0

HOME

0- 1

0- 0

2- 0

3- 0

0- 0

0- 0

AWAY

0- 0

0- 0

3- 0

0- 0

0- 0

0- 0

NEUTRAL

0- 0

0- 0

0- 0

RPI 1-25

RPI S Opponent Score

RPI 26-50

RPI S Opponent Score

48 A Duke 56 64

RPI 51-100

RPI S Opponent Score

51 H Northeastern 90 84

71 H Qui nni pi ac 69 76

79 N Wright St. 60 76

84 A Princeton 57 60

RPI 101+

Team's RPI: 124

RPI S Opponent Score

158 H Boston U. 68 57

187 A El on 61 57

197 A Navy 72 48

198 H Massachusetts 55 70

231 H Monmouth 69 45

235 A Ni agara 87 58

250 H Temple 74 68

252 N Stetson 76 69

256 N Hofstra 71 57

275 H Si ena 88 59

288 A Al bany (NY) 74 56

294 A Cani si us 71 66

307 A Fai rfi el d 56 46

LAST 12 Di vi si on I GAMES:

275 H Si ena 88 59 235 A Ni agara 87 58

231 H Monmouth 69 45 198 H Massachusetts 55 70

307 A Fai rfi el d 56 46 51 H Northeastern 90 84

71 H Qui nni pi ac 69 76 84 A Princeton 57 60

294 A Cani si us 71 66 288 A Al bany (NY) 74 56

187 A El on 61 57 48 A Duke 56 64

M
a
r
i
s
tM
a
r
i
s
t

Non-Di v I Games:

Marist

Loss, Non-Conf, S Site, H Home A Away N Neutral

| | | | | | | | | | | |
|-------------------|----------|-----------|----------------|------------|-------------|---------------|------|------|-------|-----------|
| Average RPI Win: | 104 | WON-LOST | WINNING | LAST 10 | STRENGTH OF | OPP. STRENGTH | TEAM | ADJ. | CONF. | ADJ CONF. |
| Average RPI Loss: | 16 | RECORD | PCT. RANK | GAMES | SCHEDULE | OF SCHEDULE | RPI | RPI | RPI | RPI |
| DIV. I ONLY | 15- 3 | 24 | 9-1 | 18 | 10 | 12 | 12 | 5 | 5 | |
| DIV. I NON-CONF. | 9- 3 | 61 | 1- 0 | 23 | 11 | 15 | 15 | 4 | 4 | |
| ----- | | | | | | | | | | |
| TOTALS | RPI 1-25 | RPI 26-50 | W-L RECORDS | RPI 51-100 | RPI 101-150 | RPI 150+ | | | | |
| 15- 3 | 0- 2 | 4- 1 | OVERALL | 7- 0 | 1- 0 | 3- 0 | | | | |
| 11- 1 | 0- 1 | 3- 0 | HOME | 5- 0 | 1- 0 | 2- 0 | | | | |
| 4- 2 | 0- 1 | 1- 1 | AWAY | 2- 0 | 0- 0 | 1- 0 | | | | |
| 0- 0 | 0- 0 | 0- 0 | NEUTRAL | 0- 0 | 0- 0 | 0- 0 | | | | |
| 9- 3 | 0- 2 | 2- 1 | NON-CONFERENCE | 3- 0 | 1- 0 | 3- 0 | | | | |
| 7- 1 | 0- 1 | 2- 0 | HOME | 2- 0 | 1- 0 | 2- 0 | | | | |
| 2- 2 | 0- 1 | 0- 1 | AWAY | 1- 0 | 0- 0 | 1- 0 | | | | |
| 0- 0 | 0- 0 | 0- 0 | NEUTRAL | 0- 0 | 0- 0 | 0- 0 | | | | |
| 6- 0 | 0- 0 | 2- 0 | CONFERENCE | 4- 0 | 0- 0 | 0- 0 | | | | |
| 4- 0 | 0- 0 | 1- 0 | HOME | 3- 0 | 0- 0 | 0- 0 | | | | |
| 2- 0 | 0- 0 | 1- 0 | AWAY | 1- 0 | 0- 0 | 0- 0 | | | | |
| 0- 0 | 0- 0 | 0- 0 | NEUTRAL | 0- 0 | 0- 0 | 0- 0 | | | | |

| RPI | S | Opponent | Score | RPI | S | Opponent | Score | RPI | S | Opponent | Score | RPI | S | Opponent | Score |
|---------------------------|---|-----------------|-------|-----|---|------------------|--------|-----|---|--------------|--------|-----|---|-------------|--------|
| 1 | H | Notre Dame | 63 87 | 26 | H | South Dakota St. | 91 52 | 60 | H | Creighton | 85 67 | 114 | H | Montana St. | 100 52 |
| 9 | A | Mississippi St. | 82 87 | 32 | H | DePaul | 96 63 | 67 | H | Michigan | 85 74 | 181 | A | Milwaukee | 83 74 |
| | | | | 38 | A | Miami (FL) | 55 63 | 73 | A | Northwestern | 76 57 | 233 | H | Binghamton | 93 40 |
| | | | | 43 | A | Villanova | 91 55 | 76 | H | UNI | 102 61 | 337 | H | UIC | 96 32 |
| | | | | 46 | H | Green Bay | 80 54 | 87 | H | Seton Hall | 96 60 | | | | |
| | | | | | | | | 93 | H | Providence | 85 46 | | | | |
| | | | | | | | | 94 | A | Georgetown | 72 62 | | | | |
| LAST 12 Division I GAMES: | | | | | | | | | | | | | | | |
| | | | | 76 | H | UNI | 102 61 | 32 | H | DePaul | 96 63 | | | | |
| | | | | 38 | A | Miami (FL) | 55 63 | 60 | H | Creighton | 85 67 | | | | |
| | | | | 87 | H | Seton Hall | 96 60 | 93 | H | Providence | 85 46 | | | | |
| | | | | 94 | A | Georgetown | 72 62 | 1 | H | Notre Dame | 63 87 | | | | |
| | | | | 43 | A | Villanova | 91 55 | 233 | H | Binghamton | 93 40 | | | | |
| | | | | 73 | A | Northwestern | 76 57 | 46 | H | Green Bay | 80 54 | | | | |

Non-Div I Games:

Marquette

| | | | | | | | | | | |
|-------------------|-----|----------|-----------|---------|-------------|---------------|------|------|-------|-----------|
| Average RPI Win: | 257 | WON-LOST | WINNING | LAST 10 | STRENGTH OF | OPP. STRENGTH | TEAM | ADJ. | CONF. | ADJ CONF. |
| Average RPI Loss: | 131 | RECORD | PCT. RANK | GAMES | SCHEDULE | OF SCHEDULE | RPI | RPI | RPI | RPI |

| | | | | | | | | | |
|------------------|----------|-----------|----------------|------------|-------------|----------|-----|----|----|
| DIV. I ONLY | 8- 8 | 169 | 6-4 | 306 | 147 | 246 | 246 | 16 | 16 |
| DIV. I NON-CONF. | 5- 7 | 206 | 0- 0 | 333 | 183 | 313 | 313 | 19 | 19 |
| ----- | | | | | | | | | |
| TOTALS | RPI 1-25 | RPI 26-50 | W-L RECORDS | RPI 51-100 | RPI 101-150 | RPI 150+ | | | |
| 8- 8 | 0- 0 | 0- 1 | OVERALL | 1- 1 | 0- 3 | 7- 3 | | | |
| 7- 2 | 0- 0 | 0- 0 | HOME | 1- 1 | 0- 1 | 6- 0 | | | |
| 1- 6 | 0- 0 | 0- 1 | AWAY | 0- 0 | 0- 2 | 1- 3 | | | |
| 0- 0 | 0- 0 | 0- 0 | NEUTRAL | 0- 0 | 0- 0 | 0- 0 | | | |
| 5- 7 | 0- 0 | 0- 1 | NON-CONFERENCE | 0- 1 | 0- 2 | 5- 3 | | | |
| 5- 2 | 0- 0 | 0- 0 | HOME | 0- 1 | 0- 1 | 5- 0 | | | |
| 0- 5 | 0- 0 | 0- 1 | AWAY | 0- 0 | 0- 1 | 0- 3 | | | |
| 0- 0 | 0- 0 | 0- 0 | NEUTRAL | 0- 0 | 0- 0 | 0- 0 | | | |
| 3- 1 | 0- 0 | 0- 0 | CONFERENCE | 1- 0 | 0- 1 | 2- 0 | | | |
| 2- 0 | 0- 0 | 0- 0 | HOME | 1- 0 | 0- 0 | 1- 0 | | | |
| 1- 1 | 0- 0 | 0- 0 | AWAY | 0- 0 | 0- 1 | 1- 0 | | | |
| 0- 0 | 0- 0 | 0- 0 | NEUTRAL | 0- 0 | 0- 0 | 0- 0 | | | |

| RPI S Opponent | Score | RPI S Opponent | Score | RPI S Opponent | Score | RPI S Opponent | Score |
|---------------------------|-------|---------------------|-------|-------------------|-------|-----------------------|-------|
| | | 37 A Clemson | 54 68 | 69 H Old Dominion | 57 48 | 106 A Western Ky. | 55 85 |
| | | | | 91 H Towson | 69 76 | 112 A Appalachian St. | 52 74 |
| | | | | | | 149 H Indiana St. | 53 62 |
| | | | | | | 157 H Charlotte | 63 62 |
| | | | | | | 160 A Wisconsin | 49 67 |
| | | | | | | 167 A Southern Ill. | 49 58 |
| | | | | | | 223 A Bowling Green | 76 99 |
| | | | | | | 260 H Cleveland St. | 86 64 |
| | | | | | | 287 H Coppin St. | 88 67 |
| | | | | | | 289 A Fla. Atlantic | 72 67 |
| | | | | | | 302 H Tennessee St. | 80 59 |
| | | | | | | 345 H Evansville | 72 65 |
| | | | | | | 347 H Delaware St. | 75 63 |
| ----- | | | | | | | |
| Team's RPI: 246 | | | | | | | |
| LAST 12 Division I GAMES: | | | | | | | |
| 289 A Fla. Atlantic | 72 67 | 91 H Towson | 69 76 | 37 A Clemson | 54 68 | | |
| 106 A Western Ky. | 55 85 | 302 H Tennessee St. | 80 59 | | | | |
| 157 H Charlotte | 63 62 | 260 H Cleveland St. | 86 64 | | | | |
| 69 H Old Dominion | 57 48 | 160 A Wisconsin | 49 67 | | | | |
| 347 H Delaware St. | 75 63 | 287 H Coppin St. | 88 67 | | | | |
| 345 H Evansville | 72 65 | | | | | | |

Non-Div I Games: Bluefield St. 82 29

Marshall

| | | | | | | | | | | |
|-------------------|----------|-----------|----------------|------------|-------------|---------------|------|------|-------|-----------|
| Average RPI Win: | 152 | WON-LOST | WINNING | LAST 10 | STRENGTH OF | OPP. STRENGTH | TEAM | ADJ. | CONF. | ADJ CONF. |
| Average RPI Loss: | 21 | RECORD | PCT. RANK | GAMES | SCHEDULE | OF SCHEDULE | RPI | RPI | RPI | RPI |
| DIV. I ONLY | 15- 2 | 12 | 8-2 | 143 | 30 | 29 | 29 | 4 | 4 | |
| DIV. I NON-CONF. | 11- 0 | 1 | 0- 0 | 256 | 75 | 32 | 32 | 5 | 5 | |
| ----- | | | | | | | | | | |
| TOTALS | RPI 1-25 | RPI 26-50 | W-L RECORDS | RPI 51-100 | RPI 101-150 | RPI 150+ | | | | |
| 15- 2 | 1- 2 | 1- 0 | OVERALL | 5- 0 | 2- 0 | 6- 0 | | | | |
| 8- 1 | 0- 1 | 1- 0 | HOME | 3- 0 | 1- 0 | 3- 0 | | | | |
| 5- 1 | 1- 1 | 0- 0 | AWAY | 1- 0 | 1- 0 | 2- 0 | | | | |
| 2- 0 | 0- 0 | 0- 0 | NEUTRAL | 1- 0 | 0- 0 | 1- 0 | | | | |
| 11- 0 | 1- 0 | 1- 0 | NON-CONFERENCE | 2- 0 | 1- 0 | 6- 0 | | | | |
| 6- 0 | 0- 0 | 1- 0 | HOME | 1- 0 | 1- 0 | 3- 0 | | | | |
| 3- 0 | 1- 0 | 0- 0 | AWAY | 0- 0 | 0- 0 | 2- 0 | | | | |
| 2- 0 | 0- 0 | 0- 0 | NEUTRAL | 1- 0 | 0- 0 | 1- 0 | | | | |
| 4- 2 | 0- 2 | 0- 0 | CONFERENCE | 3- 0 | 1- 0 | 0- 0 | | | | |
| 2- 1 | 0- 1 | 0- 0 | HOME | 2- 0 | 0- 0 | 0- 0 | | | | |
| 2- 1 | 0- 1 | 0- 0 | AWAY | 1- 0 | 1- 0 | 0- 0 | | | | |
| 0- 0 | 0- 0 | 0- 0 | NEUTRAL | 0- 0 | 0- 0 | 0- 0 | | | | |

| RPI 1-25 | | | | RPI 26-50 | | | | RPI 51-100 | | | | RPI 101+ | | | |
|---------------------------|---|----------------|-------|-----------|---|-------------------|-------|------------|---|----------------|-------|----------|---|--------------------|-------|
| RPI | S | Opponent | Score | RPI | S | Opponent | Score | RPI | S | Opponent | Score | RPI | S | Opponent | Score |
| 17 | H | Rutgers | 65 73 | 44 | H | Georgi a Tech | 67 54 | 57 | H | James Madi son | 87 63 | 103 | H | Dayton | 82 71 |
| 24 | A | South Carolina | 85 61 | | | | | 67 | H | Mi chi gan | 83 69 | 111 | A | Penn St. | 77 61 |
| 25 | A | Mi chi gan St. | 60 77 | | | | | 77 | A | Nebraska | 81 63 | 185 | A | George Washi ngton | 69 30 |
| | | | | | | | | 86 | H | Ohio St. | 75 69 | 193 | A | Del aware | 77 53 |
| | | | | | | | | 95 | N | Georgi a | 58 51 | 287 | H | Coppi n St. | 93 36 |
| | | | | | | | | | | | | 309 | H | UMBC | 92 61 |
| | | | | | | | | | | | | 314 | H | Loyol a Maryl and | 83 48 |
| | | | | | | | | | | | | 326 | N | Morgan St. | 68 44 |
| ----- | | | | | | | | | | | | | | | |
| LAST 12 Division I GAMES: | | | | | | | | | | | | | | | |
| 25 | A | Mi chi gan St. | 60 77 | 111 | A | Penn St. | 77 61 | | | | | | | | |
| 67 | H | Mi chi gan | 83 69 | 193 | A | Del aware | 77 53 | | | | | | | | |
| 77 | A | Nebraska | 81 63 | 314 | H | Loyol a Maryl and | 83 48 | | | | | | | | |
| 86 | H | Ohio St. | 75 69 | 57 | H | James Madi son | 87 63 | | | | | | | | |
| 17 | H | Rutgers | 65 73 | 309 | H | UMBC | 92 61 | | | | | | | | |
| 95 | N | Georgi a | 58 51 | 44 | H | Georgi a Tech | 67 54 | | | | | | | | |

Non-Div I Games:

Maryland

| | | | | | | | | | | |
|-------------------|----------|-----------|----------------|------------|-------------|---------------|------|------|-------|-----------|
| Average RPI Win: | 239 | WON-LOST | WINNING | LAST 10 | STRENGTH OF | OPP. STRENGTH | TEAM | ADJ. | CONF. | ADJ CONF. |
| Average RPI Loss: | 160 | RECORD | PCT. RANK | GAMES | SCHEDULE | OF SCHEDULE | RPI | RPI | RPI | RPI |
| DIV. I ONLY | 10- 8 | 140 | 5-5 | 249 | 272 | 198 | 198 | 17 | 17 | |
| DIV. I NON-CONF. | 8- 6 | 138 | 0- 0 | 231 | 307 | 196 | 196 | 18 | 18 | |
| ----- | | | | | | | | | | |
| TOTALS | RPI 1-25 | RPI 26-50 | W-L RECORDS | RPI 51-100 | RPI 101-150 | RPI 150+ | | | | |
| 10- 8 | 0- 0 | 0- 1 | OVERALL | 0- 2 | 1- 1 | 9- 4 | | | | |
| 6- 3 | 0- 0 | 0- 0 | HOME | 0- 0 | 0- 0 | 6- 3 | | | | |
| 3- 4 | 0- 0 | 0- 0 | AWAY | 0- 2 | 1- 1 | 2- 1 | | | | |
| 1- 1 | 0- 0 | 0- 1 | NEUTRAL | 0- 0 | 0- 0 | 1- 0 | | | | |
| 8- 6 | 0- 0 | 0- 1 | NON-CONFERENCE | 0- 2 | 1- 0 | 7- 3 | | | | |
| 5- 2 | 0- 0 | 0- 0 | HOME | 0- 0 | 0- 0 | 5- 2 | | | | |
| 2- 3 | 0- 0 | 0- 0 | AWAY | 0- 2 | 1- 0 | 1- 1 | | | | |
| 1- 1 | 0- 0 | 0- 1 | NEUTRAL | 0- 0 | 0- 0 | 1- 0 | | | | |
| 2- 2 | 0- 0 | 0- 0 | CONFERENCE | 0- 0 | 0- 1 | 2- 1 | | | | |
| 1- 1 | 0- 0 | 0- 0 | HOME | 0- 0 | 0- 0 | 1- 1 | | | | |
| 1- 1 | 0- 0 | 0- 0 | AWAY | 0- 0 | 0- 1 | 1- 0 | | | | |
| 0- 0 | 0- 0 | 0- 0 | NEUTRAL | 0- 0 | 0- 0 | 0- 0 | | | | |

| RPI | S | Opponent | Score | RPI | S | Opponent | Score | RPI | S | Opponent | Score | RPI | S | Opponent | Score | Team's RPI: 198 |
|---------------------------|---|--------------|--------------|-----|---|----------------|--------------|-----|---|-------------------|--------------|-----|---|--------------|--------------|-----------------|
| 50 | N | Bucknell I | 58 77 | 51 | A | Northeastern | 52 53 | 103 | A | Dayton | 47 75 | 124 | A | Marist | 70 55 | |
| | | | | 91 | A | Towson | 53 78 | 158 | H | Boston U. | 66 55 | 200 | H | North Dakota | 52 59 | |
| | | | | | | | | 212 | H | Saint Louis | 70 66 | 213 | A | Brown | 90 61 | |
| | | | | | | | | 214 | H | George Mason | 52 70 | 237 | H | Sacred Heart | 78 61 | |
| | | | | | | | | 249 | H | UTRGV | 74 70 | 268 | A | La Salle | 74 60 | |
| | | | | | | | | 275 | A | Siena | 59 64 | 292 | H | UMass Lowell | 59 62 | |
| | | | | | | | | 300 | H | Central Conn. St. | 74 59 | 307 | N | Fairfield | 59 49 | |
| | | | | | | | | 321 | H | Incarnate Word | 71 59 | | | | | |
| ----- | | | | | | | | | | | | | | | | |
| LAST 12 Division I GAMES: | | | | | | | | | | | | | | | | |
| 214 | H | George Mason | 52 70 | 292 | H | UMass Lowell | 59 62 | | | | | | | | | |
| 268 | A | La Salle | 74 60 | 275 | A | Siena | 59 64 | | | | | | | | | |
| 103 | A | Dayton | 47 75 | 158 | H | Boston U. | 66 55 | | | | | | | | | |
| 212 | H | Saint Louis | 70 66 | 321 | H | Incarnate Word | 71 59 | | | | | | | | | |
| 124 | A | Marist | 70 55 | 51 | A | Northeastern | 52 53 | | | | | | | | | |
| 307 | N | Fairfield | 59 49 | 200 | H | North Dakota | 52 59 | | | | | | | | | |

Non-Div I Games:

Massachusetts

Average RPI Win: 218

Average RPI Loss: 199

WON-LOST
RECORDWINNING
PCT. RANKLAST 10
GAMESSTRENGTH OF
SCHEDULEOPP. STRENGTH
OF SCHEDULETEAM
RPIADJ.
RPICONF.
RPIADJ CONF.
RPIDIV. I ONLY
DIV. I NON-CONF.1- 12
0- 8334
3363-7
0- 0263
90301
289334
314334
31425
2225
22

TOTALS

RPI 1-25

RPI 26-50

W-L RECORDS

RPI 51-100

RPI 101-150

RPI 150+

1- 12

0- 0

0- 1

OVERALL

0- 1

0- 1

1- 9

0- 3

0- 0

0- 0

HOME

0- 0

0- 0

0- 3

1- 9

0- 0

0- 1

AWAY

0- 1

0- 1

1- 6

0- 0

0- 0

0- 0

NEUTRAL

0- 0

0- 0

0- 0

0- 8

0- 0

0- 1

NON-CONFERENCE

0- 1

0- 1

0- 5

0- 2

0- 0

0- 0

HOME

0- 0

0- 0

0- 2

0- 6

0- 0

0- 1

AWAY

0- 1

0- 1

0- 3

0- 0

0- 0

0- 0

NEUTRAL

0- 0

0- 0

0- 0

1- 4

0- 0

0- 0

CONFERENCE

0- 0

0- 0

1- 4

0- 1

0- 0

0- 0

HOME

0- 0

0- 0

0- 1

1- 3

0- 0

0- 0

AWAY

0- 0

0- 0

1- 3

0- 0

0- 0

0- 0

NEUTRAL

0- 0

0- 0

0- 0

RPI 1-25

RPI 26-50

RPI 51-100

RPI 101+

Team's RPI: 334

RPI S Opponent Score

RPI S Opponent Score

RPI S Opponent Score

RPI S Opponent Score

30 A Texas 40 96

70 A LSU 36 86

117 A Ri ce 65 93

151 H Loui si ana Tech 48 89

164 A UAB 48 91

169 A Abilene Christian 52 109

175 A Grambl ing 51 75

218 A Nichol ls St. 69 68

274 H Loui si ana 59 70

284 A New Orleans 76 88

312 A La. -Monroe 60 69

321 H Incarnate Word 66 68

325 A Northwestern St. 63 82

LAST 12 Division I GAMES:

218 A Nichol ls St. 69 68

151 H Loui si ana Tech 48 89

284 A New Orleans 76 88

70 A LSU 36 86

169 A Abilene Christian 52 109

164 A UAB 48 91

325 A Northwestern St. 63 82

117 A Ri ce 65 93

321 H Incarnate Word 66 68

312 A La. -Monroe 60 69

274 H Loui si ana 59 70

30 A Texas 40 96

Non-Div I Games:

LSU-Alexandria

60

68

Southern-N. O.

106

54

Louisiana Col .

86

68

McNeese

Loss, Non-Conf, S Site, H Home A Away N Neutral

| | | | | | | | | | | |
|-------------------|----------|-----------|----------------|------------|-------------|---------------|------|------|-------|-----------|
| Average RPI Win: | 265 | WON-LOST | WINNING | LAST 10 | STRENGTH OF | OPP. STRENGTH | TEAM | ADJ. | CONF. | ADJ CONF. |
| Average RPI Loss: | 149 | RECORD | PCT. RANK | GAMES | SCHEDULE | OF SCHEDULE | RPI | RPI | RPI | RPI |
| DIV. I ONLY | 6- 10 | 237 | 4-6 | 250 | 200 | 273 | 273 | 9 | 9 | |
| DIV. I NON-CONF. | 5- 8 | 224 | 0- 0 | 297 | 230 | 306 | 306 | 9 | 9 | |
| ----- | | | | | | | | | | |
| TOTALS | RPI 1-25 | RPI 26-50 | W-L RECORDS | RPI 51-100 | RPI 101-150 | RPI 150+ | | | | |
| 6- 10 | 0- 1 | 0- 0 | OVERALL | 0- 1 | 0- 3 | 6- 5 | | | | |
| 4- 5 | 0- 1 | 0- 0 | HOME | 0- 1 | 0- 1 | 4- 2 | | | | |
| 1- 5 | 0- 0 | 0- 0 | AWAY | 0- 0 | 0- 2 | 1- 3 | | | | |
| 1- 0 | 0- 0 | 0- 0 | NEUTRAL | 0- 0 | 0- 0 | 1- 0 | | | | |
| 5- 8 | 0- 0 | 0- 0 | NON-CONFERENCE | 0- 1 | 0- 2 | 5- 5 | | | | |
| 4- 4 | 0- 0 | 0- 0 | HOME | 0- 1 | 0- 1 | 4- 2 | | | | |
| 0- 4 | 0- 0 | 0- 0 | AWAY | 0- 0 | 0- 1 | 0- 3 | | | | |
| 1- 0 | 0- 0 | 0- 0 | NEUTRAL | 0- 0 | 0- 0 | 1- 0 | | | | |
| 1- 2 | 0- 1 | 0- 0 | CONFERENCE | 0- 0 | 0- 1 | 1- 0 | | | | |
| 0- 1 | 0- 1 | 0- 0 | HOME | 0- 0 | 0- 0 | 0- 0 | | | | |
| 1- 1 | 0- 0 | 0- 0 | AWAY | 0- 0 | 0- 1 | 1- 0 | | | | |
| 0- 0 | 0- 0 | 0- 0 | NEUTRAL | 0- 0 | 0- 0 | 0- 0 | | | | |

| RPI 1-25 | | | | RPI 26-50 | | | | RPI 51-100 | | | | RPI 101+ | | | | Team's RPI: 273 |
|---------------------------|---|-------------------|-------|-----------|---|-------------------|-------|------------|---|----------|-------|----------|---|-------------------|-------|-----------------|
| RPI | S | Opponent | Score | RPI | S | Opponent | Score | RPI | S | Opponent | Score | RPI | S | Opponent | Score | |
| 16 | H | UCF | 55 68 | | | | | 99 | H | Toledo | 48 58 | 119 | A | Tulsa | 39 46 | |
| | | | | | | | | | | | | 127 | H | Little Rock | 60 63 | |
| | | | | | | | | | | | | 142 | A | Arkansas St. | 66 77 | |
| | | | | | | | | | | | | 151 | H | Louisiana Tech | 50 66 | |
| | | | | | | | | | | | | 164 | A | UAB | 54 85 | |
| | | | | | | | | | | | | 178 | N | Mercer | 59 53 | |
| | | | | | | | | | | | | 185 | A | George Washington | 38 51 | |
| | | | | | | | | | | | | 202 | A | Coastal Caro. | 71 90 | |
| | | | | | | | | | | | | 224 | H | Southeast Mo. St. | 69 57 | |
| | | | | | | | | | | | | 243 | H | Samford | 53 48 | |
| | | | | | | | | | | | | 267 | A | Wichita St. | 71 50 | |
| | | | | | | | | | | | | 284 | H | New Orleans | 59 66 | |
| | | | | | | | | | | | | 332 | H | Jackson St. | 68 67 | |
| | | | | | | | | | | | | 348 | H | N. C. Central | 77 56 | |
| LAST 12 Division I GAMES: | | | | | | | | | | | | | | | | |
| 267 | A | Wichita St. | 71 50 | 127 | H | Little Rock | 60 63 | | | | | | | | | |
| 119 | A | Tulsa | 39 46 | 224 | H | Southeast Mo. St. | 69 57 | | | | | | | | | |
| 16 | H | UCF | 55 68 | 243 | H | Samford | 53 48 | | | | | | | | | |
| 185 | A | George Washington | 38 51 | 284 | H | New Orleans | 59 66 | | | | | | | | | |
| 348 | H | N. C. Central | 77 56 | 99 | H | Toledo | 48 58 | | | | | | | | | |
| 178 | N | Mercer | 59 53 | 202 | A | Coastal Caro. | 71 90 | | | | | | | | | |

Non-Div I Games:

Memphis

Average RPI Win: 233
Average RPI Loss: 141

WON-LOST
RECORD

WINNING
PCT. RANK

LAST 10
GAMES

STRENGTH OF
SCHEDULE

OPP. STRENGTH
OF SCHEDULE

TEAM
RPI

ADJ.
RPI

CONF.
RPI

ADJ CONF.
RPI

| | | | | | | | | | |
|------------------|----------|-----------|----------------|------------|-------------|----------|-----|----|----|
| DIV. I ONLY | 10- 7 | 119 | 7-3 | 248 | 174 | 178 | 178 | 24 | 24 |
| DIV. I NON-CONF. | 8- 7 | 160 | 0- 0 | 192 | 178 | 181 | 181 | 25 | 25 |
| TOTALS | RPI 1-25 | RPI 26-50 | W-L RECORDS | RPI 51-100 | RPI 101-150 | RPI 150+ | | | |
| 10- 7 | 0- 2 | 0- 0 | OVERALL | 0- 1 | 0- 1 | 10- 3 | | | |
| 5- 3 | 0- 2 | 0- 0 | HOME | 0- 0 | 0- 0 | 5- 1 | | | |
| 4- 3 | 0- 0 | 0- 0 | AWAY | 0- 1 | 0- 1 | 4- 1 | | | |
| 1- 1 | 0- 0 | 0- 0 | NEUTRAL | 0- 0 | 0- 0 | 1- 1 | | | |
| 8- 7 | 0- 2 | 0- 0 | NON-CONFERENCE | 0- 1 | 0- 1 | 8- 3 | | | |
| 4- 3 | 0- 2 | 0- 0 | HOME | 0- 0 | 0- 0 | 4- 1 | | | |
| 3- 3 | 0- 0 | 0- 0 | AWAY | 0- 1 | 0- 1 | 3- 1 | | | |
| 1- 1 | 0- 0 | 0- 0 | NEUTRAL | 0- 0 | 0- 0 | 1- 1 | | | |
| 2- 0 | 0- 0 | 0- 0 | CONFERENCE | 0- 0 | 0- 0 | 2- 0 | | | |
| 1- 0 | 0- 0 | 0- 0 | HOME | 0- 0 | 0- 0 | 1- 0 | | | |
| 1- 0 | 0- 0 | 0- 0 | AWAY | 0- 0 | 0- 0 | 1- 0 | | | |
| 0- 0 | 0- 0 | 0- 0 | NEUTRAL | 0- 0 | 0- 0 | 0- 0 | | | |

| RPI 1-25 | | | | RPI 26-50 | | | | RPI 51-100 | | | | RPI 101+ Team's RPI: 178 | | | |
|---------------------------|---|---------------|-------|-----------|---|-------------------|-------|------------|---|--------------|-------|--------------------------|---|-------------------|-------|
| RPI | S | Opponent | Score | RPI | S | Opponent | Score | RPI | S | Opponent | Score | RPI | S | Opponent | Score |
| 16 | H | UCF | 42 76 | | | | | 95 | A | Georgi a | 60 67 | 108 | A | Wake Forest | 54 69 |
| 21 | H | Florida St. | 56 57 | | | | | | | | | 157 | H | Charlotte | 57 40 |
| | | | | | | | | | | | | 185 | A | George Washington | 61 53 |
| | | | | | | | | | | | | 203 | H | Florida | 92 82 |
| | | | | | | | | | | | | 205 | H | UNC Asheville | 61 47 |
| | | | | | | | | | | | | 219 | A | Jacksonville | 66 71 |
| | | | | | | | | | | | | 222 | A | Howard | 85 70 |
| | | | | | | | | | | | | 223 | N | Bowling Green | 76 63 |
| | | | | | | | | | | | | 243 | H | Samford | 76 68 |
| | | | | | | | | | | | | 255 | H | Col umbi a | 68 72 |
| | | | | | | | | | | | | 273 | N | Memphi s | 53 59 |
| | | | | | | | | | | | | 279 | A | Ga. Southern | 79 72 |
| | | | | | | | | | | | | 296 | H | Kennesaw St. | 64 48 |
| | | | | | | | | | | | | 318 | A | Western Caro. | 69 67 |
| LAST 12 Division I GAMES: | | | | | | | | | | | | | | | |
| 318 | A | Western Caro. | 69 67 | 185 | A | George Washington | 61 53 | 222 | A | Howard | 85 70 | 157 | H | Charlotte | 57 40 |
| 243 | H | Samford | 76 68 | 205 | H | UNC Asheville | 61 47 | 219 | A | Jacksonville | 66 71 | 279 | A | Ga. Southern | 79 72 |
| 255 | H | Col umbi a | 68 72 | 223 | N | Bowling Green | 76 63 | 296 | H | Kennesaw St. | 64 48 | 318 | A | Western Caro. | 69 67 |
| 219 | A | Jacksonville | 66 71 | 95 | A | Georgi a | 60 67 | | | | | | | | |

Non-Div I Games:

Mercer

| | | | | | | | | | | |
|-------------------|----------|-----------|----------------|------------|-------------|---------------|------|------|-------|-----------|
| Average RPI Win: | 155 | WON-LOST | WINNING | LAST 10 | STRENGTH OF | OPP. STRENGTH | TEAM | ADJ. | CONF. | ADJ CONF. |
| Average RPI Loss: | 29 | RECORD | PCT. RANK | GAMES | SCHEDULE | OF SCHEDULE | RPI | RPI | RPI | RPI |
| DIV. I ONLY | 15- 4 | 34 | 8-2 | 104 | 16 | 38 | 38 | 1 | 1 | |
| DIV. I NON-CONF. | 12- 3 | 52 | 2- 1 | 152 | 19 | 49 | 49 | 1 | 1 | |
| ----- | | | | | | | | | | |
| TOTALS | RPI 1-25 | RPI 26-50 | W-L RECORDS | RPI 51-100 | RPI 101-150 | RPI 150+ | | | | |
| 15- 4 | 1- 2 | 1- 2 | OVERALL | 5- 0 | 2- 0 | 6- 0 | | | | |
| 10- 2 | 1- 1 | 0- 1 | HOME | 4- 0 | 1- 0 | 4- 0 | | | | |
| 3- 2 | 0- 1 | 1- 1 | AWAY | 0- 0 | 1- 0 | 1- 0 | | | | |
| 2- 0 | 0- 0 | 0- 0 | NEUTRAL | 1- 0 | 0- 0 | 1- 0 | | | | |
| 12- 3 | 1- 2 | 0- 1 | NON-CONFERENCE | 4- 0 | 1- 0 | 6- 0 | | | | |
| 9- 1 | 1- 1 | 0- 0 | HOME | 3- 0 | 1- 0 | 4- 0 | | | | |
| 1- 2 | 0- 1 | 0- 1 | AWAY | 0- 0 | 0- 0 | 1- 0 | | | | |
| 2- 0 | 0- 0 | 0- 0 | NEUTRAL | 1- 0 | 0- 0 | 1- 0 | | | | |
| 3- 1 | 0- 0 | 1- 1 | CONFERENCE | 1- 0 | 1- 0 | 0- 0 | | | | |
| 1- 1 | 0- 0 | 0- 1 | HOME | 1- 0 | 0- 0 | 0- 0 | | | | |
| 2- 0 | 0- 0 | 1- 0 | AWAY | 0- 0 | 1- 0 | 0- 0 | | | | |
| 0- 0 | 0- 0 | 0- 0 | NEUTRAL | 0- 0 | 0- 0 | 0- 0 | | | | |

| RPI 1-25 | | | | RPI 26-50 | | | | Team's RPI: 38 | | | | RPI 51-100 | | | | RPI 101+ | | | |
|---------------------------|---|---------------|-------|-----------|---|---------------|-------|----------------|---|---------------|--------|------------|---|---------------|--------|----------|---|----------|-------|
| RPI | S | Opponent | Score | RPI | S | Opponent | Score | RPI | S | Opponent | Score | RPI | S | Opponent | Score | RPI | S | Opponent | Score |
| 11 | A | Iowa St. | 52 75 | 37 | H | Clemson | 67 76 | 74 | H | SFA | 81 60 | 108 | A | Wake Forest | 72 57 | | | | |
| 12 | H | Marquette | 63 55 | 45 | A | Purdue | 63 74 | 75 | H | Virginia Tech | 68 61 | 122 | H | Colorado | 73 58 | | | | |
| 22 | H | Central Mich. | 80 90 | 48 | A | Duke | 58 50 | 77 | H | Nebraska | 82 68 | 174 | N | Vanderbilt | 90 65 | | | | |
| | | | | | | | | 92 | H | Hartford | 75 62 | 247 | H | UMES | 71 53 | | | | |
| | | | | | | | | 97 | N | Alabama | 101 74 | 250 | H | Temple | 73 61 | | | | |
| | | | | | | | | | | | | 284 | H | New Orleans | 78 38 | | | | |
| | | | | | | | | | | | | 315 | A | FIU | 94 43 | | | | |
| | | | | | | | | | | | | 343 | H | Florida A&M | 103 54 | | | | |
| ----- | | | | | | | | | | | | | | | | | | | |
| LAST 12 Division I GAMES: | | | | | | | | | | | | | | | | | | | |
| 92 | H | Hartford | 75 62 | 108 | A | Wake Forest | 72 57 | 75 | H | Virginia Tech | 68 61 | 22 | H | Central Mich. | 80 90 | | | | |
| 12 | H | Marquette | 63 55 | 75 | H | Virginia Tech | 68 61 | 22 | H | Central Mich. | 80 90 | 343 | H | Florida A&M | 103 54 | | | | |
| 11 | A | Iowa St. | 52 75 | 22 | H | Central Mich. | 80 90 | 343 | H | Florida A&M | 103 54 | 97 | N | Alabama | 101 74 | | | | |
| 48 | A | Duke | 58 50 | 37 | H | Clemson | 67 76 | 97 | N | Alabama | 101 74 | 174 | N | Vanderbilt | 90 65 | | | | |
| 247 | H | UMES | 71 53 | | | | | | | | | | | | | | | | |

Non-Div I Games:

| | | | | | | | | | | |
|-------------------|----------|-----------|----------------|------------|-------------|---------------|------|------|-------|-----------|
| Average RPI Win: | 217 | WON-LOST | WINNING | LAST 10 | STRENGTH OF | OPP. STRENGTH | TEAM | ADJ. | CONF. | ADJ CONF. |
| Average RPI Loss: | 122 | RECORD | PCT. RANK | GAMES | SCHEDULE | OF SCHEDULE | RPI | RPI | RPI | RPI |
| DIV. I ONLY | 10- 4 | 67 | 7-3 | 223 | 196 | 96 | 96 | 8 | 8 | |
| DIV. I NON-CONF. | 8- 2 | 52 | 0- 0 | 334 | 278 | 130 | 130 | 8 | 8 | |
| ----- | | | | | | | | | | |
| TOTALS | RPI 1-25 | RPI 26-50 | W-L RECORDS | RPI 51-100 | RPI 101-150 | RPI 150+ | | | | |
| 10- 4 | 1- 1 | 0- 1 | OVERALL | 1- 0 | 2- 1 | 6- 1 | | | | |
| 4- 1 | 0- 0 | 0- 1 | HOME | 1- 0 | 2- 0 | 1- 0 | | | | |
| 6- 3 | 1- 1 | 0- 0 | AWAY | 0- 0 | 0- 1 | 5- 1 | | | | |
| 0- 0 | 0- 0 | 0- 0 | NEUTRAL | 0- 0 | 0- 0 | 0- 0 | | | | |
| 8- 2 | 0- 1 | 0- 0 | NON-CONFERENCE | 0- 0 | 2- 0 | 6- 1 | | | | |
| 3- 0 | 0- 0 | 0- 0 | HOME | 0- 0 | 2- 0 | 1- 0 | | | | |
| 5- 2 | 0- 1 | 0- 0 | AWAY | 0- 0 | 0- 0 | 5- 1 | | | | |
| 0- 0 | 0- 0 | 0- 0 | NEUTRAL | 0- 0 | 0- 0 | 0- 0 | | | | |
| 2- 2 | 1- 0 | 0- 1 | CONFERENCE | 1- 0 | 0- 1 | 0- 0 | | | | |
| 1- 1 | 0- 0 | 0- 1 | HOME | 1- 0 | 0- 0 | 0- 0 | | | | |
| 1- 1 | 1- 0 | 0- 0 | AWAY | 0- 0 | 0- 1 | 0- 0 | | | | |
| 0- 0 | 0- 0 | 0- 0 | NEUTRAL | 0- 0 | 0- 0 | 0- 0 | | | | |

| RPI 1-25 | | | | RPI 26-50 | | | | RPI 51-100 | | | | RPI 101+ | | | |
|---------------------------|---|------------------|-------|-----------|---|-------------|-------|------------|---|------------|-------|----------|---|------------------|-------|
| RPI | S | Opponent | Score | RPI | S | Opponent | Score | RPI | S | Opponent | Score | RPI | S | Opponent | Score |
| 7 | A | Louisville | 73 95 | 35 | H | Buffalo | 59 66 | 99 | H | Toledo | 65 64 | 104 | A | Northern Ill. | 71 82 |
| 22 | A | Central Mich. | 70 67 | | | | | | | | | 132 | H | Cincinnati | 78 65 |
| | | | | | | | | | | | | 148 | H | High Point | 68 55 |
| | | | | | | | | | | | | 196 | A | Jacksonville St. | 58 41 |
| | | | | | | | | | | | | 294 | A | Canisius | 62 59 |
| | | | | | | | | | | | | 299 | A | Valparaiso | 68 47 |
| | | | | | | | | | | | | 317 | H | Eastern Ky. | 60 44 |
| | | | | | | | | | | | | 323 | A | Detroit Mercy | 78 59 |
| | | | | | | | | | | | | 337 | A | UIC | 65 56 |
| | | | | | | | | | | | | 343 | A | Florida A&M | 56 57 |
| ----- | | | | | | | | | | | | | | | |
| LAST 12 Division I GAMES: | | | | | | | | | | | | | | | |
| 22 | A | Central Mich. | 70 67 | 343 | A | Florida A&M | 56 57 | 299 | A | Valparaiso | 68 47 | 132 | H | Cincinnati | 78 65 |
| 35 | H | Buffalo | 59 66 | 299 | A | Valparaiso | 68 47 | 132 | H | Cincinnati | 78 65 | 337 | A | UIC | 65 56 |
| 99 | H | Toledo | 65 64 | 132 | H | Cincinnati | 78 65 | 7 | A | Louisville | 73 95 | 148 | H | High Point | 68 55 |
| 104 | A | Northern Ill. | 71 82 | 337 | A | UIC | 65 56 | | | | | | | | |
| 196 | A | Jacksonville St. | 58 41 | 7 | A | Louisville | 73 95 | | | | | | | | |
| 323 | A | Detroit Mercy | 78 59 | 148 | H | High Point | 68 55 | | | | | | | | |

Non-Div I Games: Ohio Dominican 74 29

Miami (OH)

Average RPI Win: 207 WON-LOST RECORD WINNING PCT. RANK LAST 10 GAMES STRENGTH OF SCHEDULE OPP. STRENGTH OF SCHEDULE TEAM RPI ADJ. RPI CONF. RPI ADJ CONF. RPI

| | | | | | | | | | |
|------------------|----------|-----------|----------------|------------|-------------|----------|----|---|---|
| DIV. I ONLY | 11- 7 | 110 | 6-4 | 89 | 65 | 67 | 67 | 4 | 4 |
| DIV. I NON-CONF. | 9- 3 | 61 | 1- 1 | 212 | 127 | 76 | 76 | 5 | 5 |
| TOTALS | RPI 1-25 | RPI 26-50 | W-L RECORDS | RPI 51-100 | RPI 101-150 | RPI 150+ | | | |
| 11- 7 | 0- 3 | 1- 3 | OVERALL | 3- 1 | 0- 0 | 7- 0 | | | |
| 7- 0 | 0- 0 | 0- 0 | HOME | 2- 0 | 0- 0 | 5- 0 | | | |
| 2- 6 | 0- 3 | 0- 2 | AWAY | 0- 1 | 0- 0 | 2- 0 | | | |
| 2- 1 | 0- 0 | 1- 1 | NEUTRAL | 1- 0 | 0- 0 | 0- 0 | | | |
| 9- 3 | 0- 2 | 1- 1 | NON-CONFERENCE | 1- 0 | 0- 0 | 7- 0 | | | |
| 5- 0 | 0- 0 | 0- 0 | HOME | 0- 0 | 0- 0 | 5- 0 | | | |
| 2- 2 | 0- 2 | 0- 0 | AWAY | 0- 0 | 0- 0 | 2- 0 | | | |
| 2- 1 | 0- 0 | 1- 1 | NEUTRAL | 1- 0 | 0- 0 | 0- 0 | | | |
| 2- 4 | 0- 1 | 0- 2 | CONFERENCE | 2- 1 | 0- 0 | 0- 0 | | | |
| 2- 0 | 0- 0 | 0- 0 | HOME | 2- 0 | 0- 0 | 0- 0 | | | |
| 0- 4 | 0- 1 | 0- 2 | AWAY | 0- 1 | 0- 0 | 0- 0 | | | |
| 0- 0 | 0- 0 | 0- 0 | NEUTRAL | 0- 0 | 0- 0 | 0- 0 | | | |

| RPI | S | Opponent | Score | RPI | S | Opponent | Score | RPI | S | Opponent | Score | RPI | S | Opponent | Score |
|---------------------------|---|--------------|-------|-----|---|-----------|-------|-----|---|--------------|-------|-----|---|----------------|-------|
| 8 | A | NC State | 55 66 | 29 | A | Maryl and | 69 83 | 73 | H | Northwestern | 79 78 | 170 | H | Southern U. | 76 35 |
| 12 | A | Marquette | 74 85 | 30 | N | Texas | 52 69 | 77 | A | Nebraska | 56 70 | 232 | H | Mt. St. Mary's | 88 40 |
| 13 | A | Iowa | 61 75 | 33 | N | Missouri | 70 54 | 90 | H | Minnesota | 76 60 | 291 | A | Oakland | 85 59 |
| | | | | 45 | A | Purdue | 70 71 | 98 | N | Washington | 80 73 | 295 | A | Western Mich. | 79 42 |
| | | | | | | | | | | | | 323 | H | Detroit Mercy | 95 62 |
| | | | | | | | | | | | | 326 | H | Morgan St. | 70 47 |
| | | | | | | | | | | | | 351 | H | LIU Brooklyn | 83 38 |
| LAST 12 Division I GAMES: | | | | | | | | | | | | | | | |
| 98 | N | Washington | 80 73 | 45 | A | Purdue | 70 71 | 170 | H | Southern U. | 76 35 | 326 | H | Morgan St. | 70 47 |
| 30 | N | Texas | 52 69 | 90 | H | Minnesota | 76 60 | 291 | A | Oakland | 85 59 | | | | |
| 13 | A | Iowa | 61 75 | 77 | A | Nebraska | 56 70 | | | | | | | | |
| 29 | A | Maryl and | 69 83 | | | | | | | | | | | | |
| 73 | H | Northwestern | 79 78 | | | | | | | | | | | | |
| 351 | H | LIU Brooklyn | 83 38 | | | | | | | | | | | | |

Non-Div I Games:

Mi ch i g a n

| | | | | | | | | | | |
|-------------------|----------|-----------|----------------|------------|-------------|---------------|------|------|-------|-----------|
| Average RPI Win: | 153 | WON-LOST | WINNING | LAST 10 | STRENGTH OF | OPP. STRENGTH | TEAM | ADJ. | CONF. | ADJ CONF. |
| Average RPI Loss: | 47 | RECORD | PCT. RANK | GAMES | SCHEDULE | OF SCHEDULE | RPI | RPI | RPI | RPI |
| DIV. I ONLY | 13- 4 | 41 | 7-3 | 60 | 27 | 25 | 25 | 4 | 4 | |
| DIV. I NON-CONF. | 10- 1 | 19 | 0- 0 | 193 | 40 | 39 | 39 | 5 | 5 | |
| ----- | | | | | | | | | | |
| TOTALS | RPI 1-25 | RPI 26-50 | W-L RECORDS | RPI 51-100 | RPI 101-150 | RPI 150+ | | | | |
| 13- 4 | 2- 2 | 1- 0 | OVERALL | 3- 2 | 1- 0 | 6- 0 | | | | |
| 10- 0 | 2- 0 | 1- 0 | HOME | 2- 0 | 1- 0 | 4- 0 | | | | |
| 2- 3 | 0- 1 | 0- 0 | AWAY | 1- 2 | 0- 0 | 1- 0 | | | | |
| 1- 1 | 0- 1 | 0- 0 | NEUTRAL | 0- 0 | 0- 0 | 1- 0 | | | | |
| 10- 1 | 1- 1 | 0- 0 | NON-CONFERENCE | 2- 0 | 1- 0 | 6- 0 | | | | |
| 7- 0 | 1- 0 | 0- 0 | HOME | 1- 0 | 1- 0 | 4- 0 | | | | |
| 2- 0 | 0- 0 | 0- 0 | AWAY | 1- 0 | 0- 0 | 1- 0 | | | | |
| 1- 1 | 0- 1 | 0- 0 | NEUTRAL | 0- 0 | 0- 0 | 1- 0 | | | | |
| 3- 3 | 1- 1 | 1- 0 | CONFERENCE | 1- 2 | 0- 0 | 0- 0 | | | | |
| 3- 0 | 1- 0 | 1- 0 | HOME | 1- 0 | 0- 0 | 0- 0 | | | | |
| 0- 3 | 0- 1 | 0- 0 | AWAY | 0- 2 | 0- 0 | 0- 0 | | | | |
| 0- 0 | 0- 0 | 0- 0 | NEUTRAL | 0- 0 | 0- 0 | 0- 0 | | | | |

| RPI | S | Opponent | Score | RPI | S | Opponent | Score | RPI | S | Opponent | Score | RPI | S | Opponent | Score |
|---------------------------|---|-----------|-------|-----|---|--------------|-------|-----|---|----------------|-------|-----|---|----------------|--------|
| 3 | H | Oregon | 88 82 | 29 | H | Maryland | 77 60 | 73 | A | Northwestern | 62 70 | 102 | H | Virginia | 91 66 |
| 8 | N | NC State | 74 78 | | | | | 79 | H | Wright St. | 84 68 | 223 | H | Bowling Green | 99 69 |
| 13 | H | Iowa | 84 70 | | | | | 86 | A | Ohio St. | 55 65 | 225 | H | Texas Southern | 91 45 |
| 20 | A | Indiana | 64 68 | | | | | 90 | H | Minnesota | 86 68 | 253 | H | ETSU | 75 53 |
| | | | | | | | | 92 | A | Hartford | 74 66 | 289 | H | Fla. Atlantic | 89 74 |
| | | | | | | | | | | | | 291 | A | Oakland | 102 58 |
| | | | | | | | | | | | | 296 | N | Kennesaw St. | 75 51 |
| ----- | | | | | | | | | | | | | | | |
| LAST 12 Division I GAMES: | | | | | | | | | | | | | | | |
| 29 | H | Maryland | 77 60 | 13 | H | Iowa | 84 70 | 289 | H | Fla. Atlantic | 89 74 | 92 | A | Hartford | 74 66 |
| 86 | A | Ohio St. | 55 65 | 20 | A | Indiana | 64 68 | 3 | H | Oregon | 88 82 | 291 | A | Oakland | 102 58 |
| 90 | H | Minnesota | 86 68 | 73 | A | Northwestern | 62 70 | 225 | H | Texas Southern | 91 45 | | | | |
| 102 | H | Virginia | 91 66 | | | | | | | | | | | | |

Non-Div I Games:

Michigan St.

| | | | | | | | | | | |
|-------------------|----------|-----------|----------------|------------|-------------|---------------|------|------|-------|-----------|
| Average RPI Win: | 214 | WON-LOST | WINNING | LAST 10 | STRENGTH OF | OPP. STRENGTH | TEAM | ADJ. | CONF. | ADJ CONF. |
| Average RPI Loss: | 85 | RECORD | PCT. RANK | GAMES | SCHEDULE | OF SCHEDULE | RPI | RPI | RPI | RPI |
| DIV. I ONLY | 14- 4 | 39 | 8-2 | 188 | 153 | 64 | 64 | 16 | 16 | |
| DIV. I NON-CONF. | 9- 4 | 85 | 0- 1 | 92 | 186 | 52 | 52 | 19 | 19 | |
| ----- | | | | | | | | | | |
| TOTALS | RPI 1-25 | RPI 26-50 | W-L RECORDS | RPI 51-100 | RPI 101-150 | RPI 150+ | | | | |
| 14- 4 | 0- 0 | 0- 1 | OVERALL | 1- 1 | 1- 2 | 12- 0 | | | | |
| 6- 1 | 0- 0 | 0- 0 | HOME | 0- 1 | 0- 0 | 6- 0 | | | | |
| 6- 3 | 0- 0 | 0- 1 | AWAY | 1- 0 | 0- 2 | 5- 0 | | | | |
| 2- 0 | 0- 0 | 0- 0 | NEUTRAL | 0- 0 | 1- 0 | 1- 0 | | | | |
| 9- 4 | 0- 0 | 0- 1 | NON-CONFERENCE | 1- 1 | 1- 2 | 7- 0 | | | | |
| 4- 1 | 0- 0 | 0- 0 | HOME | 0- 1 | 0- 0 | 4- 0 | | | | |
| 3- 3 | 0- 0 | 0- 1 | AWAY | 1- 0 | 0- 2 | 2- 0 | | | | |
| 2- 0 | 0- 0 | 0- 0 | NEUTRAL | 0- 0 | 1- 0 | 1- 0 | | | | |
| 5- 0 | 0- 0 | 0- 0 | CONFERENCE | 0- 0 | 0- 0 | 5- 0 | | | | |
| 2- 0 | 0- 0 | 0- 0 | HOME | 0- 0 | 0- 0 | 2- 0 | | | | |
| 3- 0 | 0- 0 | 0- 0 | AWAY | 0- 0 | 0- 0 | 3- 0 | | | | |
| 0- 0 | 0- 0 | 0- 0 | NEUTRAL | 0- 0 | 0- 0 | 0- 0 | | | | |

| RPI S Opponent | Score | RPI S Opponent | Score | RPI S Opponent | Score | RPI S Opponent | Score |
|---------------------------|-------|---------------------|-------|---------------------|-------|------------------------|--------|
| | | 27 A Kentucky | 55 72 | 54 H Belmont | 38 45 | 120 A Tennessee Tech | 64 68 |
| | | | | 88 A Troy | 67 64 | 134 N Chattanooga | 58 47 |
| | | | | | | 137 A Fordham | 49 61 |
| | | | | | | 151 H Louisiana Tech | 75 38 |
| | | | | | | 174 H Vanderbilt | 65 58 |
| | | | | | | 194 H Georgia St. | 69 54 |
| | | | | | | 205 H UNC Asheville | 67 46 |
| | | | | | | 211 H Southern Miss. | 66 49 |
| | | | | | | 228 N Dartmouth | 70 58 |
| | | | | | | 236 A Furman | 78 71 |
| | | | | | | 239 A UNLV | 66 62 |
| | | | | | | 261 A UTSA | 72 52 |
| | | | | | | 271 H Mississippi Val. | 101 51 |
| | | | | | | 289 A Fla. Atlantic | 74 55 |
| | | | | | | 315 A FIU | 49 43 |
| LAST 12 Division I GAMES: | | | | | | | |
| 137 A Fordham | 49 61 | 289 A Fla. Atlantic | 74 55 | 315 A FIU | 49 43 | | |
| 239 A UNLV | 66 62 | 134 N Chattanooga | 58 47 | 205 H UNC Asheville | 67 46 | | |
| 261 A UTSA | 72 52 | 27 A Kentucky | 55 72 | 88 A Troy | 67 64 | | |
| 151 H Louisiana Tech | 75 38 | | | | | | |
| 211 H Southern Miss. | 66 49 | | | | | | |
| 194 H Georgia St. | 69 54 | | | | | | |

Non-Div I Games:

Middle Tenn.

M
i
l
w
a
u
k
e
e

| Milwaukee | | | | Through Games Of Jan. 18, 2019 | | | | | | | |
|------------------|----------|-----|----------|--------------------------------|---------|----------------|---------------|-------------|------|----------|------------|
| Average RPI | Win: | 243 | WON-LOST | WINNING | LAST 10 | STRENGTH OF | OPP. STRENGTH | TEAM | ADJ. | CONF. | ADJ. CONF. |
| Average RPI | Loss: | 87 | RECORD | PCT. RANK | GAMES | SCHEDULE | OF SCHEDULE | RPI | RPI | RPI | RPI |
| DIV. I ONLY | | | 8- 9 | 185 | 6-4 | 190 | 130 | 181 | 181 | 19 | 19 |
| DIV. I NON-CONF. | | | 5- 6 | 177 | 0- 0 | 127 | 144 | 171 | 171 | 17 | 17 |
| <hr/> | | | | | | | | | | | |
| TOTALS | RPI 1-25 | | | RPI 26-50 | | W-L RECORDS | RPI 51-100 | RPI 101-150 | | RPI 150+ | |
| 8- 9 | 0- 3 | | | 0- 1 | | OVERALL | 0- 2 | 1- 1 | | 7- 2 | |
| 4- 4 | 0- 2 | | | 0- 1 | | HOME | 0- 0 | 1- 0 | | 3- 1 | |
| 3- 5 | 0- 1 | | | 0- 0 | | AWAY | 0- 2 | 0- 1 | | 3- 1 | |
| 1- 0 | 0- 0 | | | 0- 0 | | NEUTRAL | 0- 0 | 0- 0 | | 1- 0 | |
| 5- 6 | 0- 3 | | | 0- 0 | | NON-CONFERENCE | 0- 1 | 0- 1 | | 5- 1 | |
| 2- 3 | 0- 2 | | | 0- 0 | | HOME | 0- 0 | 0- 0 | | 2- 1 | |
| 2- 3 | 0- 1 | | | 0- 0 | | AWAY | 0- 1 | 0- 1 | | 2- 0 | |
| 1- 0 | 0- 0 | | | 0- 0 | | NEUTRAL | 0- 0 | 0- 0 | | 1- 0 | |
| 3- 3 | 0- 0 | | | 0- 1 | | CONFERENCE | 0- 1 | 1- 0 | | 2- 1 | |
| 2- 1 | 0- 0 | | | 0- 1 | | HOME | 0- 0 | 1- 0 | | 1- 0 | |
| 1- 2 | 0- 0 | | | 0- 0 | | AWAY | 0- 1 | 0- 0 | | 1- 1 | |
| 0- 0 | 0- 0 | | | 0- 0 | | NEUTRAL | 0- 0 | 0- 0 | | 0- 0 | |

| | | | | | | | | | | | | | | | |
|---------------------------|---|----------------|-------|-----------|---|-----------|-------|------------|---|-------------------|-------|--------------------------|---|-------------------|-------|
| RPI 1-25 | | | | RPI 26-50 | | | | RPI 51-100 | | | | RPI 101+ Team's RPI: 181 | | | |
| RPI | S | Opponent | Score | RPI | S | Opponent | Score | RPI | S | Opponent | Score | RPI | S | Opponent | Score |
| 12 | H | Marquette | 74 83 | 46 | H | Green Bay | 62 76 | 53 | A | Saint Mary's (CA) | 71 73 | 101 | H | Youngstown St. | 71 68 |
| 20 | A | Indiana | 66 68 | | | | | 79 | A | Wright St. | 57 61 | 105 | A | Fresno St. | 48 65 |
| 21 | H | Florida St. | 62 87 | | | | | | | | | 160 | H | Wisconsin | 57 68 |
| | | | | | | | | | | | | 181 | N | UC Riverside | 56 54 |
| | | | | | | | | | | | | 200 | A | North Dakota | 64 46 |
| | | | | | | | | | | | | 255 | H | Columbia | 78 65 |
| | | | | | | | | | | | | 260 | H | Cleveland St. | 59 53 |
| | | | | | | | | | | | | 285 | A | Northern Ky. | 54 55 |
| | | | | | | | | | | | | 291 | A | Oakland | 79 52 |
| | | | | | | | | | | | | 319 | A | North Dakota St. | 57 55 |
| | | | | | | | | | | | | 336 | H | Purdue Fort Wayne | 70 48 |
| LAST 12 Division I GAMES: | | | | | | | | | | | | | | | |
| 291 | A | Oakland | 79 52 | 46 | H | Green Bay | 62 76 | 21 | H | Florida St. | 62 87 | 319 | A | North Dakota St. | 57 55 |
| 260 | H | Cleveland St. | 59 53 | | | | | 200 | A | North Dakota | 64 46 | | | | |
| 101 | H | Youngstown St. | 71 68 | | | | | 336 | H | Purdue Fort Wayne | 70 48 | | | | |
| 79 | A | Wright St. | 57 61 | | | | | 12 | H | Marquette | 74 83 | | | | |
| 285 | A | Northern Ky. | 54 55 | | | | | | | | | | | | |
| 181 | N | UC Riverside | 56 54 | | | | | | | | | | | | |

Non-Div I Games:

Milwaukee

M
i
l
w
a
u
k
e
e

| | | | | | | | | | | |
|-------------------|----------|-----------|----------------|------------|-------------|---------------|------|------|-------|-----------|
| Average RPI Win: | 206 | WON-LOST | WINNING | LAST 10 | STRENGTH OF | OPP. STRENGTH | TEAM | ADJ. | CONF. | ADJ CONF. |
| Average RPI Loss: | 67 | RECORD | PCT. RANK | GAMES | SCHEDULE | OF SCHEDULE | RPI | RPI | RPI | RPI |
| DIV. I ONLY | 13- 4 | 41 | 6-4 | 195 | 84 | 90 | 90 | 4 | 4 | |
| DIV. I NON-CONF. | 11- 0 | 1 | 0- 0 | 303 | 134 | 56 | 56 | 5 | 5 | |
| ----- | | | | | | | | | | |
| TOTALS | RPI 1-25 | RPI 26-50 | W-L RECORDS | RPI 51-100 | RPI 101-150 | RPI 150+ | | | | |
| 13- 4 | 1- 2 | 0- 0 | OVERALL | 1- 1 | 0- 0 | 11- 1 | | | | |
| 10- 2 | 1- 1 | 0- 0 | HOME | 0- 0 | 0- 0 | 9- 1 | | | | |
| 3- 2 | 0- 1 | 0- 0 | AWAY | 1- 1 | 0- 0 | 2- 0 | | | | |
| 0- 0 | 0- 0 | 0- 0 | NEUTRAL | 0- 0 | 0- 0 | 0- 0 | | | | |
| 11- 0 | 1- 0 | 0- 0 | NON-CONFERENCE | 1- 0 | 0- 0 | 9- 0 | | | | |
| 9- 0 | 1- 0 | 0- 0 | HOME | 0- 0 | 0- 0 | 8- 0 | | | | |
| 2- 0 | 0- 0 | 0- 0 | AWAY | 1- 0 | 0- 0 | 1- 0 | | | | |
| 0- 0 | 0- 0 | 0- 0 | NEUTRAL | 0- 0 | 0- 0 | 0- 0 | | | | |
| 2- 4 | 0- 2 | 0- 0 | CONFERENCE | 0- 1 | 0- 0 | 2- 1 | | | | |
| 1- 2 | 0- 1 | 0- 0 | HOME | 0- 0 | 0- 0 | 1- 1 | | | | |
| 1- 2 | 0- 1 | 0- 0 | AWAY | 0- 1 | 0- 0 | 1- 0 | | | | |
| 0- 0 | 0- 0 | 0- 0 | NEUTRAL | 0- 0 | 0- 0 | 0- 0 | | | | |

| RPI | S | Opponent | Score | RPI | S | Opponent | Score | RPI | S | Opponent | Score | RPI | S | Opponent | Score |
|---------------------------|---|--------------|-------|-----|---|----------------|-------|-----|---|----------------|-------|-----|---|-----------------|-------|
| 5 | H | Syracuse | 72 68 | | | | | 67 | A | Michigan | 60 76 | 160 | A | Wisconsin | 78 50 |
| 13 | H | Iowa | 63 81 | | | | | 85 | A | Boston College | 77 69 | 160 | H | Wisconsin | 74 56 |
| 25 | A | Michigan St. | 68 86 | | | | | | | | | 162 | H | Illinois | 62 66 |
| | | | | | | | | | | | | 171 | A | Xavier | 78 53 |
| | | | | | | | | | | | | 173 | H | Rhode Island | 91 71 |
| | | | | | | | | | | | | 190 | H | Cornell | 65 45 |
| | | | | | | | | | | | | 229 | H | Air Force | 67 50 |
| | | | | | | | | | | | | 241 | H | San Diego | 53 48 |
| | | | | | | | | | | | | 287 | H | Coppin St. | 84 52 |
| | | | | | | | | | | | | 313 | H | New Hampshire | 70 47 |
| | | | | | | | | | | | | 321 | H | Incarnate Word | 75 39 |
| | | | | | | | | | | | | 344 | H | Ark.-Pine Bluff | 84 42 |
| ----- | | | | | | | | | | | | | | | |
| LAST 12 Division I GAMES: | | | | | | | | | | | | | | | |
| 160 | A | Wisconsin | 78 50 | 160 | H | Wisconsin | 74 56 | | | | | | | | |
| 13 | H | Iowa | 63 81 | 173 | H | Rhode Island | 91 71 | | | | | | | | |
| 25 | A | Michigan St. | 68 86 | 287 | H | Coppin St. | 84 52 | | | | | | | | |
| 162 | H | Illinois | 62 66 | 85 | A | Boston College | 77 69 | | | | | | | | |
| 67 | A | Michigan | 60 76 | 321 | H | Incarnate Word | 75 39 | | | | | | | | |
| 5 | H | Syracuse | 72 68 | 229 | H | Air Force | 67 50 | | | | | | | | |

Non-Div I Games:

Minnesota

| | | | | | | | | | | |
|-------------------|----------|-----------|----------------|------------|-------------|---------------|------|------|-------|-----------|
| Average RPI Win: | 132 | WON-LOST | WINNING | LAST 10 | STRENGTH OF | OPP. STRENGTH | TEAM | ADJ. | CONF. | ADJ CONF. |
| Average RPI Loss: | 3 | RECORD | PCT. RANK | GAMES | SCHEDULE | OF SCHEDULE | RPI | RPI | RPI | RPI |
| DIV. I ONLY | 17- 1 | 2 | 9-1 | 36 | 43 | 9 | 9 | 6 | 6 | |
| DIV. I NON-CONF. | 12- 1 | 10 | 0- 0 | 120 | 32 | 14 | 14 | 6 | 6 | |
| ----- | | | | | | | | | | |
| TOTALS | RPI 1-25 | RPI 26-50 | W-L RECORDS | RPI 51-100 | RPI 101-150 | RPI 150+ | | | | |
| 17- 1 | 2- 1 | 3- 0 | OVERALL | 4- 0 | 2- 0 | 6- 0 | | | | |
| 10- 0 | 2- 0 | 1- 0 | HOME | 2- 0 | 0- 0 | 5- 0 | | | | |
| 7- 1 | 0- 1 | 2- 0 | AWAY | 2- 0 | 2- 0 | 1- 0 | | | | |
| 0- 0 | 0- 0 | 0- 0 | NEUTRAL | 0- 0 | 0- 0 | 0- 0 | | | | |
| 12- 1 | 1- 1 | 1- 0 | NON-CONFERENCE | 2- 0 | 2- 0 | 6- 0 | | | | |
| 7- 0 | 1- 0 | 0- 0 | HOME | 1- 0 | 0- 0 | 5- 0 | | | | |
| 5- 1 | 0- 1 | 1- 0 | AWAY | 1- 0 | 2- 0 | 1- 0 | | | | |
| 0- 0 | 0- 0 | 0- 0 | NEUTRAL | 0- 0 | 0- 0 | 0- 0 | | | | |
| 5- 0 | 1- 0 | 2- 0 | CONFERENCE | 2- 0 | 0- 0 | 0- 0 | | | | |
| 3- 0 | 1- 0 | 1- 0 | HOME | 1- 0 | 0- 0 | 0- 0 | | | | |
| 2- 0 | 0- 0 | 1- 0 | AWAY | 1- 0 | 0- 0 | 0- 0 | | | | |
| 0- 0 | 0- 0 | 0- 0 | NEUTRAL | 0- 0 | 0- 0 | 0- 0 | | | | |

| RPI 1-25 | | | | RPI 26-50 | | | | RPI 51-100 | | | | RPI 101+ | | | |
|---------------------------|---|----------------|-------|-----------|---|----------------|--------|------------|---|------------------|--------|----------|---|-------------------|--------|
| RPI | S | Opponent | Score | RPI | S | Opponent | Score | RPI | S | Opponent | Score | RPI | S | Opponent | Score |
| 3 | A | Oregon | 74 82 | 27 | H | Kentucky | 86 71 | 61 | A | Arkansas | 93 69 | 102 | A | Virginia | 72 44 |
| 12 | H | Marquette | 87 82 | 30 | A | Texas | 67 49 | 63 | H | Lamar University | 104 53 | 127 | A | Little Rock | 98 63 |
| 24 | H | South Carolina | 89 74 | 49 | A | Auburn | 85 59 | 95 | H | Georgia | 80 71 | 211 | A | Southern Miss. | 86 42 |
| | | | | | | | | 98 | A | Washington | 103 56 | 224 | H | Southeast Mo. St. | 88 53 |
| | | | | | | | | | | | | 236 | H | Furman | 106 41 |
| | | | | | | | | | | | | 274 | H | Louisiana | 104 36 |
| | | | | | | | | | | | | 287 | H | Coppin St. | 110 38 |
| | | | | | | | | | | | | 332 | H | Jackson St. | 105 38 |
| ----- | | | | | | | | | | | | | | | |
| LAST 12 Division I GAMES: | | | | | | | | | | | | | | | |
| 24 | H | South Carolina | 89 74 | 274 | H | Louisiana | 104 36 | | | | | | | | |
| 49 | A | Auburn | 85 59 | 98 | A | Washington | 103 56 | | | | | | | | |
| 95 | H | Georgia | 80 71 | 3 | A | Oregon | 74 82 | | | | | | | | |
| 27 | H | Kentucky | 86 71 | 211 | A | Southern Miss. | 86 42 | | | | | | | | |
| 61 | A | Arkansas | 93 69 | 12 | H | Marquette | 87 82 | | | | | | | | |
| 127 | A | Little Rock | 98 63 | 30 | A | Texas | 67 49 | | | | | | | | |

Non-Div I Games:

Mississippi St.

| | | | | | | | | | | |
|-------------------|----------|-----------|----------------|------------|-------------|---------------|------|------|-------|-----------|
| Average RPI Win: | 313 | WON-LOST | WINNING | LAST 10 | STRENGTH OF | OPP. STRENGTH | TEAM | ADJ. | CONF. | ADJ CONF. |
| Average RPI Loss: | 172 | RECORD | PCT. RANK | GAMES | SCHEDULE | OF SCHEDULE | RPI | RPI | RPI | RPI |
| DIV. I ONLY | 3- 11 | 301 | 2-8 | 191 | 328 | 271 | 271 | 29 | 29 | |
| DIV. I NON-CONF. | 1- 10 | 330 | 0- 0 | 78 | 336 | 267 | 267 | 26 | 26 | |
| ----- | | | | | | | | | | |
| TOTALS | RPI 1-25 | RPI 26-50 | W-L RECORDS | RPI 51-100 | RPI 101-150 | RPI 150+ | | | | |
| 3- 11 | 0- 0 | 0- 0 | OVERALL | 0- 3 | 0- 2 | 3- 6 | | | | |
| 1- 2 | 0- 0 | 0- 0 | HOME | 0- 0 | 0- 0 | 1- 2 | | | | |
| 2- 8 | 0- 0 | 0- 0 | AWAY | 0- 2 | 0- 2 | 2- 4 | | | | |
| 0- 1 | 0- 0 | 0- 0 | NEUTRAL | 0- 1 | 0- 0 | 0- 0 | | | | |
| 1- 10 | 0- 0 | 0- 0 | NON-CONFERENCE | 0- 3 | 0- 2 | 1- 5 | | | | |
| 0- 1 | 0- 0 | 0- 0 | HOME | 0- 0 | 0- 0 | 0- 1 | | | | |
| 1- 8 | 0- 0 | 0- 0 | AWAY | 0- 2 | 0- 2 | 1- 4 | | | | |
| 0- 1 | 0- 0 | 0- 0 | NEUTRAL | 0- 1 | 0- 0 | 0- 0 | | | | |
| 2- 1 | 0- 0 | 0- 0 | CONFERENCE | 0- 0 | 0- 0 | 2- 1 | | | | |
| 1- 1 | 0- 0 | 0- 0 | HOME | 0- 0 | 0- 0 | 1- 1 | | | | |
| 1- 0 | 0- 0 | 0- 0 | AWAY | 0- 0 | 0- 0 | 1- 0 | | | | |
| 0- 0 | 0- 0 | 0- 0 | NEUTRAL | 0- 0 | 0- 0 | 0- 0 | | | | |

| RPI 1-25 | | | | RPI 26-50 | | | | RPI 51-100 | | | | RPI 101+ Team's RPI: 271 | | | | | |
|---------------------------|---|----------|-------|-----------|---|------------------|-------|------------|-----|--------------|----------------|--------------------------|-----|----------|------------------|----|-----|
| RPI | S | Opponent | Score | RPI | S | Opponent | Score | RPI | S | Opponent | Score | RPI | S | Opponent | Score | | |
| | | | | | | | | 64 | A | Middle Tenn. | 51 | 101 | 141 | A | UT Martin | 51 | 110 |
| | | | | | | | | 66 | A | TCU | 47 | 96 | 142 | A | Arkansas St. | 57 | 60 |
| | | | | | | | | 88 | N | Troy | 54 | 75 | 161 | H | North Ala. | 72 | 86 |
| | | | | | | | | | | | | | 211 | A | Southern Miss. | 60 | 67 |
| | | | | | | | | | | | | | 218 | A | Nicholls St. | 47 | 72 |
| | | | | | | | | | | | | | 230 | A | SMU | 47 | 62 |
| | | | | | | | | | | | | | 258 | H | Alabama A&M | 60 | 80 |
| | | | | | | | | | | | | | 263 | H | Alabama St. | 64 | 62 |
| | | | | | | | | | | | | | 312 | A | La. -Monroe | 65 | 72 |
| | | | | | | | | | | | | | 333 | A | Austin Peay | 95 | 89 |
| | | | | | | | | | | | | | 344 | A | Ark. -Pine Bluff | 62 | 56 |
| LAST 12 Division I GAMES: | | | | | | | | | | | | | | | | | |
| | | | | 263 | H | Alabama St. | 64 | 62 | 142 | A | Arkansas St. | 57 | 60 | | | | |
| | | | | 258 | H | Alabama A&M | 60 | 80 | 312 | A | La. -Monroe | 65 | 72 | | | | |
| | | | | 344 | A | Ark. -Pine Bluff | 62 | 56 | 218 | A | Nicholls St. | 47 | 72 | | | | |
| | | | | 141 | A | UT Martin | 51 | 110 | 88 | N | Troy | 54 | 75 | | | | |
| | | | | 161 | H | North Ala. | 72 | 86 | 211 | A | Southern Miss. | 60 | 67 | | | | |
| | | | | 333 | A | Austin Peay | 95 | 89 | 64 | A | Middle Tenn. | 51 | 101 | | | | |

Non-Div I Games:

Mississippi Val.

M
i
s
s
o
u
r
i

| Missouri | | | | Through Games Of Jan. 18, 2019 | | | | | | | |
|---------------------------|--------------|-----------|----------------|--------------------------------|--------------|----------------|---------------|------------|---------------|----------|-----------|
| Average RPI | Win: | 135 | WON-LOST | WINNING | LAST 10 | STRENGTH OF | OPP. STRENGTH | TEAM | ADJ. | CONF. | ADJ CONF. |
| Average RPI | Loss: | 85 | RECORD | PCT. RANK | GAMES | SCHEDULE | OF SCHEDULE | RPI | RPI | RPI | RPI |
| DIV. I ONLY | 15- 4 | 34 | 8-2 | 74 | 50 | 33 | 33 | 6 | 6 | | |
| DIV. I NON-CONF. | 11- 3 | 56 | 1- 0 | 98 | 53 | 42 | 42 | 6 | 6 | | |
| ----- | | | | | | | | | | | |
| TOTALS | RPI 1-25 | RPI 26-50 | W-L RECORDS | RPI 51-100 | RPI 101-150 | RPI 150+ | | | | | |
| 15- 4 | 0- 1 | 2- 1 | OVERALL | 3- 1 | 3- 0 | 7- 1 | | | | | |
| 8- 2 | 0- 1 | 0- 1 | HOME | 2- 0 | 2- 0 | 4- 0 | | | | | |
| 5- 1 | 0- 0 | 1- 0 | AWAY | 0- 0 | 1- 0 | 3- 1 | | | | | |
| 2- 1 | 0- 0 | 1- 0 | NEUTRAL | 1- 1 | 0- 0 | 0- 0 | | | | | |
| 11- 3 | 0- 1 | 1- 1 | NON-CONFERENCE | 1- 1 | 3- 0 | 6- 0 | | | | | |
| 5- 2 | 0- 1 | 0- 1 | HOME | 0- 0 | 2- 0 | 3- 0 | | | | | |
| 4- 0 | 0- 0 | 0- 0 | AWAY | 0- 0 | 1- 0 | 3- 0 | | | | | |
| 2- 1 | 0- 0 | 1- 0 | NEUTRAL | 1- 1 | 0- 0 | 0- 0 | | | | | |
| 4- 1 | 0- 0 | 1- 0 | CONFERENCE | 2- 0 | 0- 0 | 1- 1 | | | | | |
| 3- 0 | 0- 0 | 0- 0 | HOME | 2- 0 | 0- 0 | 1- 0 | | | | | |
| 1- 1 | 0- 0 | 1- 0 | AWAY | 0- 0 | 0- 0 | 0- 1 | | | | | |
| 0- 0 | 0- 0 | 0- 0 | NEUTRAL | 0- 0 | 0- 0 | 0- 0 | | | | | |
| ----- | | | | | | | | | | | |
| RPI 1-25 | | | | RPI 26-50 | | Team's RPI: 33 | | RPI 51-100 | | RPI 101+ | |
| RPI S | Opponent | Score | | RPI S | Opponent | Score | | RPI S | Opponent | Score | |
| 23 H | South Dakota | 61 | 74 | 39 A | Tennessee | 66 | 64 | 61 H | Arkansas | 71 | 53 |
| | | | | 46 H | Green Bay | 49 | 56 | 67 N | Michigan | 54 | 70 |
| | | | | 48 N | Duke | 62 | 54 | 71 N | Quinnipiac | 65 | 51 |
| | | | | | | | | 95 H | Georgia | 61 | 35 |
| ----- | | | | | | | | | | | |
| LAST 12 Division I GAMES: | | | | | | | | | | | |
| 48 N | Duke | 62 | 54 | 39 A | Tennessee | 66 | 64 | 109 A | West Virginia | 68 | 51 |
| 71 N | Quinnipiac | 65 | 51 | 191 H | Ole Miss | 78 | 55 | 110 H | Missouri St. | 65 | 61 |
| 95 H | Georgia | 61 | 35 | 142 H | Arkansas St. | 70 | 50 | 142 H | Arkansas St. | 70 | 50 |
| 203 A | Florida | 56 | 58 | 162 A | Illinois | 67 | 45 | 155 H | Texas St. | 69 | 50 |
| 61 H | Arkansas | 71 | 53 | 155 H | Texas St. | 69 | 50 | 162 A | Illinois | 67 | 45 |
| 212 A | Saint Louis | 74 | 62 | 23 H | South Dakota | 61 | 74 | 191 H | Ole Miss | 78 | 55 |
| | | | | | | | | 192 H | UMKC | 66 | 59 |
| | | | | | | | | 203 A | Florida | 56 | 58 |
| | | | | | | | | 204 H | SIUE | 59 | 36 |
| | | | | | | | | 212 A | Saint Louis | 74 | 62 |
| | | | | | | | | 234 A | Western Ill. | 89 | 64 |

M
i
s
s
o
u
r
i

Non-Div I Games:

Missouri

Missouri St.

| | | | | | | | | | | |
|-------------------|----------|-----------|----------------|--------------------------------|-------------|---------------|------|------|-------|-----------|
| Missouri St. | | | | Through Games Of Jan. 18, 2019 | | | | | | |
| Average RPI Win: | 188 | WON-LOST | WINNING | LAST 10 | STRENGTH OF | OPP. STRENGTH | TEAM | ADJ. | CONF. | ADJ CONF. |
| Average RPI Loss: | 103 | RECORD | PCT. RANK | GAMES | SCHEDULE | OF SCHEDULE | RPI | RPI | RPI | RPI |
| DIV. I ONLY | 8- 7 | 150 | 7-3 | 59 | 158 | 110 | 110 | 13 | 13 | |
| DIV. I NON-CONF. | 4- 7 | 228 | 0- 0 | 42 | 79 | 147 | 147 | 14 | 14 | |
| ----- | | | | | | | | | | |
| TOTALS | RPI 1-25 | RPI 26-50 | W-L RECORDS | RPI 51-100 | RPI 101-150 | RPI 150+ | | | | |
| 8- 7 | 0- 3 | 0- 1 | OVERALL | 0- 0 | 2- 0 | 6- 3 | | | | |
| 5- 2 | 0- 2 | 0- 0 | HOME | 0- 0 | 2- 0 | 3- 0 | | | | |
| 1- 5 | 0- 1 | 0- 1 | AWAY | 0- 0 | 0- 0 | 1- 3 | | | | |
| 2- 0 | 0- 0 | 0- 0 | NEUTRAL | 0- 0 | 0- 0 | 2- 0 | | | | |
| 4- 7 | 0- 3 | 0- 1 | NON-CONFERENCE | 0- 0 | 1- 0 | 3- 3 | | | | |
| 2- 2 | 0- 2 | 0- 0 | HOME | 0- 0 | 1- 0 | 1- 0 | | | | |
| 0- 5 | 0- 1 | 0- 1 | AWAY | 0- 0 | 0- 0 | 0- 3 | | | | |
| 2- 0 | 0- 0 | 0- 0 | NEUTRAL | 0- 0 | 0- 0 | 2- 0 | | | | |
| 4- 0 | 0- 0 | 0- 0 | CONFERENCE | 0- 0 | 1- 0 | 3- 0 | | | | |
| 3- 0 | 0- 0 | 0- 0 | HOME | 0- 0 | 1- 0 | 2- 0 | | | | |
| 1- 0 | 0- 0 | 0- 0 | AWAY | 0- 0 | 0- 0 | 1- 0 | | | | |
| 0- 0 | 0- 0 | 0- 0 | NEUTRAL | 0- 0 | 0- 0 | 0- 0 | | | | |

| | | | | | | | | | | | | | | | |
|---------------------------|---|---------------|-------|-----------|---|----------|-------|------------|---|----------------|-------|--------------------------|---|----------------|-------|
| RPI 1-25 | | | | RPI 26-50 | | | | RPI 51-100 | | | | RPI 101+ Team's RPI: 110 | | | |
| RPI | S | Opponent | Score | RPI | S | Opponent | Score | RPI | S | Opponent | Score | RPI | S | Opponent | Score |
| 10 | H | Gonzaga | 67 70 | 33 | A | Missouri | 61 65 | | | | | 127 | H | Little Rock | 48 44 |
| 20 | A | Indiana | 74 98 | | | | | | | | | 149 | H | Indiana St. | 71 58 |
| 23 | H | South Dakota | 74 85 | | | | | | | | | 151 | N | Louisiana Tech | 82 70 |
| | | | | | | | | | | | | 166 | A | Santa Clara | 73 77 |
| | | | | | | | | | | | | 167 | H | Southern Ill. | 66 51 |
| | | | | | | | | | | | | 177 | A | Bradley | 68 56 |
| | | | | | | | | | | | | 186 | H | Ball St. | 74 54 |
| | | | | | | | | | | | | 199 | A | North Texas | 76 83 |
| | | | | | | | | | | | | 204 | N | SIUE | 68 65 |
| | | | | | | | | | | | | 267 | A | Wichita St. | 60 63 |
| | | | | | | | | | | | | 345 | H | Evansville | 88 66 |
| ----- | | | | | | | | | | | | | | | |
| LAST 12 Division I GAMES: | | | | | | | | | | | | | | | |
| 177 | A | Bradley | 68 56 | 204 | N | SIUE | 68 65 | 151 | N | Louisiana Tech | 82 70 | 10 | H | Gonzaga | 67 70 |
| 167 | H | Southern Ill. | 66 51 | | | | | 20 | A | Indiana | 74 98 | 23 | H | South Dakota | 74 85 |
| 345 | H | Evansville | 88 66 | | | | | 199 | A | North Texas | 76 83 | | | | |
| 149 | H | Indiana St. | 71 58 | | | | | | | | | | | | |
| 127 | H | Little Rock | 48 44 | | | | | | | | | | | | |
| 166 | A | Santa Clara | 73 77 | | | | | | | | | | | | |

Non-Div I Games:

Missouri St.

| | | | | | | | | | | |
|-------------------|----------|-----------|----------------|------------|-------------|---------------|------|------|-------|-----------|
| Average RPI Win: | 247 | WON-LOST | WINNING | LAST 10 | STRENGTH OF | OPP. STRENGTH | TEAM | ADJ. | CONF. | ADJ CONF. |
| Average RPI Loss: | 158 | RECORD | PCT. RANK | GAMES | SCHEDULE | OF SCHEDULE | RPI | RPI | RPI | RPI |
| DIV. I ONLY | 5- 10 | 250 | 4-6 | 198 | 240 | 231 | 231 | 27 | 27 | |
| DIV. I NON-CONF. | 4- 7 | 228 | 0- 0 | 187 | 255 | 234 | 234 | 28 | 28 | |
| ----- | | | | | | | | | | |
| TOTALS | RPI 1-25 | RPI 26-50 | W-L RECORDS | RPI 51-100 | RPI 101-150 | RPI 150+ | | | | |
| 5- 10 | 0- 0 | 0- 1 | OVERALL | 0- 3 | 0- 2 | 5- 4 | | | | |
| 2- 4 | 0- 0 | 0- 1 | HOME | 0- 1 | 0- 0 | 2- 2 | | | | |
| 3- 6 | 0- 0 | 0- 0 | AWAY | 0- 2 | 0- 2 | 3- 2 | | | | |
| 0- 0 | 0- 0 | 0- 0 | NEUTRAL | 0- 0 | 0- 0 | 0- 0 | | | | |
| 4- 7 | 0- 0 | 0- 1 | NON-CONFERENCE | 0- 2 | 0- 1 | 4- 3 | | | | |
| 2- 3 | 0- 0 | 0- 1 | HOME | 0- 1 | 0- 0 | 2- 1 | | | | |
| 2- 4 | 0- 0 | 0- 0 | AWAY | 0- 1 | 0- 1 | 2- 2 | | | | |
| 0- 0 | 0- 0 | 0- 0 | NEUTRAL | 0- 0 | 0- 0 | 0- 0 | | | | |
| 1- 3 | 0- 0 | 0- 0 | CONFERENCE | 0- 1 | 0- 1 | 1- 1 | | | | |
| 0- 1 | 0- 0 | 0- 0 | HOME | 0- 0 | 0- 0 | 0- 1 | | | | |
| 1- 2 | 0- 0 | 0- 0 | AWAY | 0- 1 | 0- 1 | 1- 0 | | | | |
| 0- 0 | 0- 0 | 0- 0 | NEUTRAL | 0- 0 | 0- 0 | 0- 0 | | | | |

| RPI 1-25 | | | | RPI 26-50 | | | | RPI 51-100 | | | | RPI 101+ | | | | Team's RPI : 231 | |
|------------------------------|---|----------|-------|-----------|---|-------------------|-------|------------|---|--------------------|-------|----------|---|--------------------|-------|------------------|--|
| RPI | S | Opponent | Score | RPI | S | Opponent | Score | RPI | S | Opponent | Score | RPI | S | Opponent | Score | | |
| | | | | 50 | H | Bucknell I | 32 70 | 71 | A | Qui nni pi ac | 38 67 | 118 | A | Lehi gh | 48 63 | | |
| | | | | | | | | 75 | A | Vi rgi ni a Tech | 49 82 | 124 | A | Mari st | 45 69 | | |
| | | | | | | | | 84 | H | Pri nceton | 47 79 | 185 | A | George Washi ngton | 55 51 | | |
| | | | | | | | | | | | | 197 | H | Navy | 68 67 | | |
| | | | | | | | | | | | | 207 | A | East Carol i na | 67 73 | | |
| | | | | | | | | | | | | 208 | H | Ri der | 43 55 | | |
| | | | | | | | | | | | | 237 | A | Sacred Heart | 55 50 | | |
| | | | | | | | | | | | | 288 | H | Al bany (NY) | 64 56 | | |
| | | | | | | | | | | | | 314 | H | Loyol a Maryl and | 67 75 | | |
| | | | | | | | | | | | | 328 | A | I ona | 55 38 | | |
| | | | | | | | | | | | | 330 | A | Lafayette | 69 73 | | |
| LAST 12 Di vi si on I GAMES: | | | | | | | | | | | | | | | | | |
| | | | | 124 | A | Mari st | 45 69 | 197 | H | Navy | 68 67 | | | | | | |
| | | | | 71 | A | Qui nni pi ac | 38 67 | 84 | H | Pri nceton | 47 79 | | | | | | |
| | | | | 208 | H | Ri der | 43 55 | 330 | A | Lafayette | 69 73 | | | | | | |
| | | | | 328 | A | I ona | 55 38 | 185 | A | George Washi ngton | 55 51 | | | | | | |
| | | | | 314 | H | Loyol a Maryl and | 67 75 | 237 | A | Sacred Heart | 55 50 | | | | | | |
| | | | | 75 | A | Vi rgi ni a Tech | 49 82 | 288 | H | Al bany (NY) | 64 56 | | | | | | |

Non-Div I Games:

Monmouth

| | | | | | | | | | | |
|------------------|----------|-----------------|-------------------|---------------|----------------------|---------------------------|----------|----------|-----------|---------------|
| Average RPI | Win: 211 | WON-LOST RECORD | WINNING PCT. RANK | LAST 10 GAMES | STRENGTH OF SCHEDULE | OPP. STRENGTH OF SCHEDULE | TEAM RPI | ADJ. RPI | CONF. RPI | ADJ CONF. RPI |
| Average RPI | Loss: 92 | | | | | | | | | |
| DIV. I ONLY | 7- 7 | 169 | 5-5 | 121 | 125 | 154 | 154 | 14 | 14 | |
| DIV. I NON-CONF. | 4- 4 | 162 | 1- 0 | 35 | 84 | 73 | 73 | 10 | 10 | |
| ----- | | | | | | | | | | |
| TOTALS | RPI 1-25 | RPI 26-50 | W-L RECORDS | RPI 51-100 | RPI 101-150 | RPI 150+ | | | | |
| 7- 7 | 0- 2 | 0- 0 | OVERALL | 0- 2 | 2- 2 | 5- 1 | | | | |
| 4- 3 | 0- 1 | 0- 0 | HOME | 0- 0 | 2- 1 | 2- 1 | | | | |
| 2- 4 | 0- 1 | 0- 0 | AWAY | 0- 2 | 0- 1 | 2- 0 | | | | |
| 1- 0 | 0- 0 | 0- 0 | NEUTRAL | 0- 0 | 0- 0 | 1- 0 | | | | |
| 4- 4 | 0- 2 | 0- 0 | NON-CONFERENCE | 0- 2 | 2- 0 | 2- 0 | | | | |
| 2- 1 | 0- 1 | 0- 0 | HOME | 0- 0 | 2- 0 | 0- 0 | | | | |
| 1- 3 | 0- 1 | 0- 0 | AWAY | 0- 2 | 0- 0 | 1- 0 | | | | |
| 1- 0 | 0- 0 | 0- 0 | NEUTRAL | 0- 0 | 0- 0 | 1- 0 | | | | |
| 3- 3 | 0- 0 | 0- 0 | CONFERENCE | 0- 0 | 0- 2 | 3- 1 | | | | |
| 2- 2 | 0- 0 | 0- 0 | HOME | 0- 0 | 0- 1 | 2- 1 | | | | |
| 1- 1 | 0- 0 | 0- 0 | AWAY | 0- 0 | 0- 1 | 1- 0 | | | | |
| 0- 0 | 0- 0 | 0- 0 | NEUTRAL | 0- 0 | 0- 0 | 0- 0 | | | | |

| RPI | S | Opponent | Score | RPI | S | Opponent | Score | RPI | S | Opponent | Score | RPI | S | Opponent | Score | Team's RPI: 154 |
|---------------------------|---|--------------------|-------|-----|---|----------------|-------|-----|---|---------------|--------|-----|---|--------------------|--------|-----------------|
| 10 | A | Gonzaga | 52 76 | | | | | 58 | A | Ari zona | 51 100 | 104 | H | Northern Ill. | 86 70 | |
| 23 | H | South Dakota | 41 64 | | | | | 98 | A | Washi ngton | 54 69 | 123 | H | UC Davis | 62 56 | |
| | | | | | | | | | | | | 126 | H | Northern Colo. | 62 73 | |
| | | | | | | | | | | | | 143 | A | Portland St. | 60 78 | |
| | | | | | | | | | | | | 184 | H | Eastern Wash. | 62 68 | |
| | | | | | | | | | | | | 189 | H | Southern Utah | 79 57 | |
| | | | | | | | | | | | | 221 | N | Saint Francis (PA) | 79 77 | |
| | | | | | | | | | | | | 245 | A | Sacramento St. | 88 86 | |
| | | | | | | | | | | | | 254 | H | Northern Ariz. | 78 62 | |
| | | | | | | | | | | | | 338 | A | Grand Canyon | 69 47 | |
| ----- | | | | | | | | | | | | | | | | |
| LAST 12 Division I GAMES: | | | | | | | | | | | | | | | | |
| 221 | N | Saint Francis (PA) | 79 77 | 245 | A | Sacramento St. | 88 86 | 189 | H | Southern Utah | 79 57 | 254 | H | Northern Ariz. | 78 62 | |
| 123 | H | UC Davis | 62 56 | 98 | A | Washing ton | 54 69 | 338 | A | Grand Canyon | 69 47 | 58 | A | Ari zona | 51 100 | |
| 126 | H | Northern Colo. | 62 73 | | | | | | | | | | | | | |
| 184 | H | Eastern Wash. | 62 68 | | | | | | | | | | | | | |
| 143 | A | Portland St. | 60 78 | | | | | | | | | | | | | |
| 104 | H | Northern Ill. | 86 70 | | | | | | | | | | | | | |

Non-Div I Games: Providence (MT) 90 45

Montana

| | | | | | | | | | | |
|-------------------|-----|----------|-----------|---------|-------------|---------------|------|------|-------|-----------|
| Average RPI Win: | 212 | WON-LOST | WINNING | LAST 10 | STRENGTH OF | OPP. STRENGTH | TEAM | ADJ. | CONF. | ADJ CONF. |
| Average RPI Loss: | 70 | RECORD | PCT. RANK | GAMES | SCHEDULE | OF SCHEDULE | RPI | RPI | RPI | RPI |

| | | | | | | | | | |
|------------------|----------|-----------|----------------|------------|-------------|----------|-----|----|----|
| DIV. I ONLY | 8- 7 | 150 | 5-5 | 97 | 109 | 114 | 114 | 14 | 14 |
| DIV. I NON-CONF. | 4- 5 | 190 | 1- 0 | 77 | 45 | 104 | 104 | 10 | 10 |
| ----- | | | | | | | | | |
| TOTALS | RPI 1-25 | RPI 26-50 | W-L RECORDS | RPI 51-100 | RPI 101-150 | RPI 150+ | | | |
| 8- 7 | 0- 1 | 0- 1 | OVERALL | 0- 3 | 1- 2 | 7- 0 | | | |
| 4- 2 | 0- 0 | 0- 1 | HOME | 0- 0 | 0- 1 | 4- 0 | | | |
| 3- 5 | 0- 1 | 0- 0 | AWAY | 0- 3 | 1- 1 | 2- 0 | | | |
| 1- 0 | 0- 0 | 0- 0 | NEUTRAL | 0- 0 | 0- 0 | 1- 0 | | | |
| 4- 5 | 0- 1 | 0- 1 | NON-CONFERENCE | 0- 3 | 0- 0 | 4- 0 | | | |
| 2- 1 | 0- 0 | 0- 1 | HOME | 0- 0 | 0- 0 | 2- 0 | | | |
| 1- 4 | 0- 1 | 0- 0 | AWAY | 0- 3 | 0- 0 | 1- 0 | | | |
| 1- 0 | 0- 0 | 0- 0 | NEUTRAL | 0- 0 | 0- 0 | 1- 0 | | | |
| 4- 2 | 0- 0 | 0- 0 | CONFERENCE | 0- 0 | 1- 2 | 3- 0 | | | |
| 2- 1 | 0- 0 | 0- 0 | HOME | 0- 0 | 0- 1 | 2- 0 | | | |
| 2- 1 | 0- 0 | 0- 0 | AWAY | 0- 0 | 1- 1 | 1- 0 | | | |
| 0- 0 | 0- 0 | 0- 0 | NEUTRAL | 0- 0 | 0- 0 | 0- 0 | | | |

| | | | |
|----------------------------|-----------------------------|----------------------|----------------------------|
| RPI 1-25 | RPI 26-50 | RPI 51-100 | RPI 101+ Team's RPI: 114 |
| RPI S Opponent Score | RPI S Opponent Score | RPI S Opponent Score | RPI S Opponent Score |
| 12 A Marquette 52 100 | 26 H South Dakota St. 67 88 | 56 A Wyoming 58 66 | 113 H Idaho 66 82 |
| | | 66 A TCU 49 71 | 126 A Northern Colo. 79 66 |
| | | 74 A SFA 53 60 | 143 A Portland St. 53 55 |
| | | | 155 A Texas St. 67 59 |
| | | | 189 H Southern Utah 69 64 |
| | | | 193 N Delaware 69 60 |
| | | | 220 H Long Beach St. 85 62 |
| | | | 245 A Sacramento St. 69 53 |
| | | | 254 H Northern Ariz. 80 70 |
| | | | 311 H Omaha 59 56 |
| LAST 12 Division I GAMES: | | | |
| 155 A Texas St. 67 59 | 254 H Northern Ariz. 80 70 | | |
| 126 A Northern Colo. 79 66 | 189 H Southern Utah 69 64 | | |
| 113 H Idaho 66 82 | 26 H South Dakota St. 67 88 | | |
| 245 A Sacramento St. 69 53 | 311 H Omaha 59 56 | | |
| 143 A Portland St. 53 55 | 66 A TCU 49 71 | | |
| 220 H Long Beach St. 85 62 | 74 A SFA 53 60 | | |

Non-Div I Games: Carroll (MT) 64 48

Montana St.

| | | | | | | | | | | |
|-------------------|----------|-----------|----------------|------------|-------------|---------------|------|------|-------|-----------|
| Average RPI Win: | 273 | WON-LOST | WINNING | LAST 10 | STRENGTH OF | OPP. STRENGTH | TEAM | ADJ. | CONF. | ADJ CONF. |
| Average RPI Loss: | 153 | RECORD | PCT. RANK | GAMES | SCHEDULE | OF SCHEDULE | RPI | RPI | RPI | RPI |
| DIV. I ONLY | 10- 6 | 99 | 6-4 | 313 | 260 | 180 | 180 | 22 | 22 | |
| DIV. I NON-CONF. | 7- 4 | 109 | 0- 0 | 284 | 281 | 180 | 180 | 21 | 21 | |
| ----- | | | | | | | | | | |
| TOTALS | RPI 1-25 | RPI 26-50 | W-L RECORDS | RPI 51-100 | RPI 101-150 | RPI 150+ | | | | |
| 10- 6 | 0- 1 | 0- 1 | OVERALL | 0- 1 | 1- 0 | 9- 3 | | | | |
| 5- 1 | 0- 0 | 0- 0 | HOME | 0- 0 | 0- 0 | 5- 1 | | | | |
| 5- 5 | 0- 1 | 0- 1 | AWAY | 0- 1 | 1- 0 | 4- 2 | | | | |
| 0- 0 | 0- 0 | 0- 0 | NEUTRAL | 0- 0 | 0- 0 | 0- 0 | | | | |
| 7- 4 | 0- 1 | 0- 1 | NON-CONFERENCE | 0- 0 | 1- 0 | 6- 2 | | | | |
| 4- 1 | 0- 0 | 0- 0 | HOME | 0- 0 | 0- 0 | 4- 1 | | | | |
| 3- 3 | 0- 1 | 0- 1 | AWAY | 0- 0 | 1- 0 | 2- 1 | | | | |
| 0- 0 | 0- 0 | 0- 0 | NEUTRAL | 0- 0 | 0- 0 | 0- 0 | | | | |
| 3- 2 | 0- 0 | 0- 0 | CONFERENCE | 0- 1 | 0- 0 | 3- 1 | | | | |
| 1- 0 | 0- 0 | 0- 0 | HOME | 0- 0 | 0- 0 | 1- 0 | | | | |
| 2- 2 | 0- 0 | 0- 0 | AWAY | 0- 1 | 0- 0 | 2- 1 | | | | |
| 0- 0 | 0- 0 | 0- 0 | NEUTRAL | 0- 0 | 0- 0 | 0- 0 | | | | |

| RPI 1-25 | | | | RPI 26-50 | | | | RPI 51-100 | | | | RPI 101+ Team's RPI: 180 | | | |
|---------------------------|---|----------------------|--------|-----------|---|------------|-------|------------|---|--------------------|-------|--------------------------|---|----------------------|--------|
| RPI | S | Opponent | Score | RPI | S | Opponent | Score | RPI | S | Opponent | Score | RPI | S | Opponent | Score |
| 2 | A | Baylor | 58 96 | 27 | A | Kentucky | 57 87 | 54 | A | Belmont | 50 77 | 147 | A | Radford | 79 72 |
| | | | | | | | | | | | | 210 | A | Gardner-Webb | 84 69 |
| | | | | | | | | | | | | 221 | A | Saint Francis (PA) | 83 89 |
| | | | | | | | | | | | | 224 | H | Southeast Mo. St. | 82 54 |
| | | | | | | | | | | | | 264 | A | N.C. A&T | 72 67 |
| | | | | | | | | | | | | 270 | A | Murray St. | 83 61 |
| | | | | | | | | | | | | 278 | H | St. Francis Brooklyn | 94 101 |
| | | | | | | | | | | | | 299 | H | Valparaiso | 68 62 |
| | | | | | | | | | | | | 302 | A | Tennessee St. | 85 62 |
| | | | | | | | | | | | | 331 | H | Lipscomb | 79 44 |
| | | | | | | | | | | | | 333 | A | Austin Peay | 80 81 |
| | | | | | | | | | | | | 340 | H | Chicago St. | 104 68 |
| | | | | | | | | | | | | 345 | H | Evansville | 85 63 |
| LAST 12 Division I GAMES: | | | | | | | | | | | | | | | |
| 224 | H | Southeast Mo. St. | 82 54 | 331 | H | Lipscomb | 79 44 | 221 | A | Saint Francis (PA) | 83 89 | | | | |
| 302 | A | Tennessee St. | 85 62 | 147 | A | Radford | 79 72 | 2 | A | Baylor | 58 96 | | | | |
| 54 | A | Belmont | 50 77 | 345 | H | Evansville | 85 63 | 27 | A | Kentucky | 57 87 | | | | |
| 333 | A | Austin Peay | 80 81 | | | | | | | | | | | | |
| 270 | A | Murray St. | 83 61 | | | | | | | | | | | | |
| 278 | H | St. Francis Brooklyn | 94 101 | | | | | | | | | | | | |

Non-Div I Games: Alice Lloyd 121 56 Ky. Christian 119 28

Morehead St.

| | | | | | | | | | | |
|-------------------|----------|-----------|----------------|------------|-------------|---------------|------|------|-------|-----------|
| Average RPI Win: | 316 | WON-LOST | WINNING | LAST 10 | STRENGTH OF | OPP. STRENGTH | TEAM | ADJ. | CONF. | ADJ CONF. |
| Average RPI Loss: | 169 | RECORD | PCT. RANK | GAMES | SCHEDULE | OF SCHEDULE | RPI | RPI | RPI | RPI |
| DIV. I ONLY | 3- 13 | 310 | 3-7 | 234 | 307 | 326 | 326 | 32 | 32 | |
| DIV. I NON-CONF. | 1- 11 | 335 | 0- 1 | 184 | 208 | 330 | 330 | 32 | 32 | |
| ----- | | | | | | | | | | |
| TOTALS | RPI 1-25 | RPI 26-50 | W-L RECORDS | RPI 51-100 | RPI 101-150 | RPI 150+ | | | | |
| 3- 13 | 0- 0 | 0- 1 | OVERALL | 0- 4 | 0- 2 | 3- 6 | | | | |
| 3- 3 | 0- 0 | 0- 0 | HOME | 0- 0 | 0- 0 | 3- 3 | | | | |
| 0- 7 | 0- 0 | 0- 0 | AWAY | 0- 3 | 0- 2 | 0- 2 | | | | |
| 0- 3 | 0- 0 | 0- 1 | NEUTRAL | 0- 1 | 0- 0 | 0- 1 | | | | |
| 1- 11 | 0- 0 | 0- 1 | NON-CONFERENCE | 0- 4 | 0- 2 | 1- 4 | | | | |
| 1- 2 | 0- 0 | 0- 0 | HOME | 0- 0 | 0- 0 | 1- 2 | | | | |
| 0- 6 | 0- 0 | 0- 0 | AWAY | 0- 3 | 0- 2 | 0- 1 | | | | |
| 0- 3 | 0- 0 | 0- 1 | NEUTRAL | 0- 1 | 0- 0 | 0- 1 | | | | |
| 2- 2 | 0- 0 | 0- 0 | CONFERENCE | 0- 0 | 0- 0 | 2- 2 | | | | |
| 2- 1 | 0- 0 | 0- 0 | HOME | 0- 0 | 0- 0 | 2- 1 | | | | |
| 0- 1 | 0- 0 | 0- 0 | AWAY | 0- 0 | 0- 0 | 0- 1 | | | | |
| 0- 0 | 0- 0 | 0- 0 | NEUTRAL | 0- 0 | 0- 0 | 0- 0 | | | | |

| RPI | S | Opponent | Score | RPI | S | Opponent | Score | RPI | S | Opponent | Score | RPI | S | Opponent | Score | Team's RPI: 326 |
|---------------------------|---|--------------------|-------|-----|---|---------------|-------|-----|---|--------------------|-------|-----|---|-------------------|-------|-----------------|
| 29 | N | Maryland | 44 68 | 67 | A | Michigan | 47 70 | 106 | A | Western Ky. | 43 90 | 235 | N | Niagara | 57 67 | |
| | | | | 74 | A | SFA | 42 69 | 109 | A | West Virginia | 37 72 | 247 | H | UMES | 68 73 | |
| | | | | 92 | A | Hartford | 59 80 | 222 | A | Howard | 56 79 | 292 | H | UMass Lowell | 61 49 | |
| | | | | 95 | N | Georgia | 33 60 | 235 | N | Niagara | 57 67 | 300 | H | Central Conn. St. | 36 60 | |
| | | | | | | | | 247 | H | UMBC | 68 73 | 309 | H | FIU | 50 59 | |
| | | | | | | | | 316 | H | South Carolina St. | 62 51 | 315 | A | FIU | 50 59 | |
| | | | | | | | | 339 | H | Savannah St. | 63 47 | | | | | |
| LAST 12 Division I GAMES: | | | | | | | | | | | | | | | | |
| 235 | N | Niagara | 57 67 | 292 | H | UMass Lowell | 61 49 | 106 | A | Western Ky. | 43 90 | | | | | |
| 222 | A | Howard | 56 79 | 309 | H | UMBC | 68 73 | | | | | | | | | |
| 316 | H | South Carolina St. | 62 51 | 109 | A | West Virginia | 37 72 | | | | | | | | | |
| 339 | H | Savannah St. | 63 47 | 67 | A | Michigan | 47 70 | | | | | | | | | |
| 247 | H | UMES | 68 73 | 315 | A | FIU | 50 59 | | | | | | | | | |
| 300 | H | Central Conn. St. | 36 60 | 106 | A | Western Ky. | 43 90 | | | | | | | | | |

Non-Div I Games: Washington Adventist 60 43 Lincoln (PA) 46 51

Morgan St.

Average RPI Win: 229

Average RPI Loss: 187

WON-LOST
RECORDWINNING
PCT. RANKLAST 10
GAMESSTRENGTH OF
SCHEDULEOPP. STRENGTH
OF SCHEDULETEAM
RPIADJ.
RPICONF.
RPIADJ CONF.
RPIDIV. I ONLY
DIV. I NON-CONF.6- 8
5- 5211
1625-5
0- 0275
176277
271232
159232
15931
3131
31

TOTALS

RPI 1-25

RPI 26-50

W-L RECORDS

RPI 51-100

RPI 101-150

RPI 150+

6- 8 0- 0
3- 2 0- 0
3- 6 0- 0
0- 0 0- 00- 0
0- 0
0- 0
0- 0OVERALL
HOME
AWAY
NEUTRAL1- 2
1- 0
0- 2
0- 01- 1
1- 0
0- 1
0- 04- 5
1- 2
3- 3
0- 05- 5 0- 0
2- 1 0- 0
3- 4 0- 0
0- 0 0- 00- 0
0- 0
0- 0
0- 0NON-CONFERENCE
HOME
AWAY
NEUTRAL1- 2
1- 0
0- 2
0- 01- 1
1- 0
0- 1
0- 03- 2
0- 1
3- 1
0- 01- 3 0- 0
1- 1 0- 0
0- 2 0- 0
0- 0 0- 00- 0
0- 0
0- 0
0- 0CONFERENCE
HOME
AWAY
NEUTRAL0- 0
0- 0
0- 0
0- 00- 0
0- 0
0- 0
0- 01- 3
1- 1
0- 2
0- 0

RPI 1-25

RPI 26-50

RPI 51-100

RPI 101+

Team's RPI: 232

RPI S Opponent Score

RPI S Opponent Score

RPI S Opponent Score

RPI S Opponent Score

67 A Michigan 40 88
75 A Virginia Tech 51 83
91 H Towson 87 78138 A Duquesne 64 73
147 H Radford 89 77
208 A Rider 67 85
210 A Gardner-Webb 69 62
221 A Saint Francis (PA) 66 68
247 H UMES 73 86
262 A Robert Morris 58 70
276 H Bryant 68 73
300 H Central Conn. St. 84 53
309 A UMBC 65 52
314 A Loyola Maryland 77 67

LAST 12 Division I GAMES:

300 H Central Conn. St. 84 53
276 H Bryant 68 73
221 A Saint Francis (PA) 66 68
262 A Robert Morris 58 70
147 H Radford 89 77
208 A Rider 67 85
247 H UMES 73 86
75 A Virginia Tech 51 83
309 A UMBC 65 52
210 A Gardner-Webb 69 62
314 A Loyola Maryland 77 67
91 H Towson 87 78

Non-Div I Games: Washington Col. 74 50

Mt. St. Mary's

| | | | | | | | | | | |
|-------------------|----------|-----------|----------------|------------|-------------|---------------|------|------|-------|-----------|
| Average RPI Win: | 304 | WON-LOST | WINNING | LAST 10 | STRENGTH OF | OPP. STRENGTH | TEAM | ADJ. | CONF. | ADJ CONF. |
| Average RPI Loss: | 135 | RECORD | PCT. RANK | GAMES | SCHEDULE | OF SCHEDULE | RPI | RPI | RPI | RPI |
| DIV. I ONLY | 4- 10 | 275 | 3-7 | 210 | 204 | 270 | 270 | 22 | 22 | |
| DIV. I NON-CONF. | 2- 7 | 288 | 0- 0 | 142 | 173 | 277 | 277 | 21 | 21 | |
| ----- | | | | | | | | | | |
| TOTALS | RPI 1-25 | RPI 26-50 | W-L RECORDS | RPI 51-100 | RPI 101-150 | RPI 150+ | | | | |
| 4- 10 | 0- 1 | 0- 2 | OVERALL | 0- 0 | 0- 2 | 4- 5 | | | | |
| 3- 3 | 0- 0 | 0- 0 | HOME | 0- 0 | 0- 0 | 3- 3 | | | | |
| 1- 7 | 0- 1 | 0- 2 | AWAY | 0- 0 | 0- 2 | 1- 2 | | | | |
| 0- 0 | 0- 0 | 0- 0 | NEUTRAL | 0- 0 | 0- 0 | 0- 0 | | | | |
| 2- 7 | 0- 1 | 0- 2 | NON-CONFERENCE | 0- 0 | 0- 1 | 2- 3 | | | | |
| 2- 2 | 0- 0 | 0- 0 | HOME | 0- 0 | 0- 0 | 2- 2 | | | | |
| 0- 5 | 0- 1 | 0- 2 | AWAY | 0- 0 | 0- 1 | 0- 1 | | | | |
| 0- 0 | 0- 0 | 0- 0 | NEUTRAL | 0- 0 | 0- 0 | 0- 0 | | | | |
| 2- 3 | 0- 0 | 0- 0 | CONFERENCE | 0- 0 | 0- 1 | 2- 2 | | | | |
| 1- 1 | 0- 0 | 0- 0 | HOME | 0- 0 | 0- 0 | 1- 1 | | | | |
| 1- 2 | 0- 0 | 0- 0 | AWAY | 0- 0 | 0- 1 | 1- 1 | | | | |
| 0- 0 | 0- 0 | 0- 0 | NEUTRAL | 0- 0 | 0- 0 | 0- 0 | | | | |

| RPI 1-25 | | | | RPI 26-50 | | | | RPI 51-100 | | | | RPI 101+ Team's RPI: 270 | | | |
|---------------------------|---|-------------------|-------|-----------|---|---------------|-------|------------|---|----------|-------|--------------------------|---|-------------------|-------|
| RPI | S | Opponent | Score | RPI | S | Opponent | Score | RPI | S | Opponent | Score | RPI | S | Opponent | Score |
| 18 | A | Butler | 65 86 | 27 | A | Kentucky | 49 88 | | | | | 141 | A | UT Martin | 67 75 |
| | | | | 39 | A | Tennessee | 77 98 | | | | | 142 | A | Arkansas St. | 63 74 |
| | | | | | | | | | | | | 162 | A | Illinois | 52 84 |
| | | | | | | | | | | | | 167 | H | Southern Ill. | 59 65 |
| | | | | | | | | | | | | 180 | H | Morehead St. | 61 83 |
| | | | | | | | | | | | | 216 | A | Eastern Ill. | 67 75 |
| | | | | | | | | | | | | 224 | A | Southeast Mo. St. | 64 59 |
| | | | | | | | | | | | | 258 | H | Alabama A&M | 53 59 |
| | | | | | | | | | | | | 317 | H | Eastern Ky. | 81 63 |
| | | | | | | | | | | | | 331 | H | Lipscomb | 97 61 |
| | | | | | | | | | | | | 345 | H | Evansville | 81 53 |
| LAST 12 Division I GAMES: | | | | | | | | | | | | | | | |
| 216 | A | Eastern Ill. | 67 75 | 39 | A | Tennessee | 77 98 | | | | | | | | |
| 224 | A | Southeast Mo. St. | 64 59 | 27 | A | Kentucky | 49 88 | | | | | | | | |
| 141 | A | UT Martin | 67 75 | 167 | H | Southern Ill. | 59 65 | | | | | | | | |
| 317 | H | Eastern Ky. | 81 63 | 162 | A | Illinois | 52 84 | | | | | | | | |
| 180 | H | Morehead St. | 61 83 | 258 | H | Alabama A&M | 53 59 | | | | | | | | |
| 331 | H | Lipscomb | 97 61 | 142 | A | Arkansas St. | 63 74 | | | | | | | | |

Non-Div I Games: Oakland City 113 55 Bethel (TN) 86 50

Murray St.

Loss,
Non-Conf,
S Site,
H Home
A Away
N Neutral

| | | | | | | | | | | |
|-------------------|----------|-----------|----------------|------------|-------------|---------------|------|------|-------|-----------|
| Average RPI Win: | 289 | WON-LOST | WINNING | LAST 10 | STRENGTH OF | OPP. STRENGTH | TEAM | ADJ. | CONF. | ADJ CONF. |
| Average RPI Loss: | 223 | RECORD | PCT. RANK | GAMES | SCHEDULE | OF SCHEDULE | RPI | RPI | RPI | RPI |
| DIV. I ONLY | 2- 13 | 327 | 3-7 | 328 | 327 | 348 | 348 | 32 | 32 | |
| DIV. I NON-CONF. | 2- 10 | 311 | 0- 0 | 294 | 313 | 344 | 344 | 32 | 32 | |
| ----- | | | | | | | | | | |
| TOTALS | RPI 1-25 | RPI 26-50 | W-L RECORDS | RPI 51-100 | RPI 101-150 | RPI 150+ | | | | |
| 2- 13 | 0- 1 | 0- 0 | OVERALL | 0- 0 | 0- 2 | 2- 10 | | | | |
| 2- 5 | 0- 0 | 0- 0 | HOME | 0- 0 | 0- 1 | 2- 4 | | | | |
| 0- 7 | 0- 1 | 0- 0 | AWAY | 0- 0 | 0- 1 | 0- 5 | | | | |
| 0- 1 | 0- 0 | 0- 0 | NEUTRAL | 0- 0 | 0- 0 | 0- 1 | | | | |
| 2- 10 | 0- 1 | 0- 0 | NON-CONFERENCE | 0- 0 | 0- 2 | 2- 7 | | | | |
| 2- 4 | 0- 0 | 0- 0 | HOME | 0- 0 | 0- 1 | 2- 3 | | | | |
| 0- 5 | 0- 1 | 0- 0 | AWAY | 0- 0 | 0- 1 | 0- 3 | | | | |
| 0- 1 | 0- 0 | 0- 0 | NEUTRAL | 0- 0 | 0- 0 | 0- 1 | | | | |
| 0- 3 | 0- 0 | 0- 0 | CONFERENCE | 0- 0 | 0- 0 | 0- 3 | | | | |
| 0- 1 | 0- 0 | 0- 0 | HOME | 0- 0 | 0- 0 | 0- 1 | | | | |
| 0- 2 | 0- 0 | 0- 0 | AWAY | 0- 0 | 0- 0 | 0- 2 | | | | |
| 0- 0 | 0- 0 | 0- 0 | NEUTRAL | 0- 0 | 0- 0 | 0- 0 | | | | |

| RPI 1-25 | | | | RPI 26-50 | | | | RPI 51-100 | | | | RPI 101+ | | | | Team's RPI: 348 |
|---------------------------|---|-----------------|--------|-----------|---|----------------|-------|------------|---|---------------|-------|----------|---|-----------------|-------|-----------------|
| RPI | S | Opponent | Score | RPI | S | Opponent | Score | RPI | S | Opponent | Score | RPI | S | Opponent | Score | |
| 13 | A | Iowa | 39 106 | | | | | | | | | 129 | H | UNCW | 82 89 | |
| | | | | | | | | | | | | 148 | A | High Point | 69 80 | |
| | | | | | | | | | | | | 187 | H | Elon | 54 83 | |
| | | | | | | | | | | | | 194 | A | Georgia St. | 54 65 | |
| | | | | | | | | | | | | 202 | H | Coastal Caro. | 66 89 | |
| | | | | | | | | | | | | 247 | A | UMES | 49 59 | |
| | | | | | | | | | | | | 248 | H | Bethune-Cookman | 50 67 | |
| | | | | | | | | | | | | 257 | H | Wofford | 66 59 | |
| | | | | | | | | | | | | 273 | A | Memphis | 56 77 | |
| | | | | | | | | | | | | 286 | A | Winthrop | 41 66 | |
| | | | | | | | | | | | | 296 | N | Kennesaw St. | 54 78 | |
| | | | | | | | | | | | | 320 | H | UNC Greensboro | 66 57 | |
| | | | | | | | | | | | | 327 | H | USC Upstate | 63 82 | |
| | | | | | | | | | | | | 347 | A | Delaware St. | 61 71 | |
| ----- | | | | | | | | | | | | | | | | |
| LAST 12 Division I GAMES: | | | | | | | | | | | | | | | | |
| 347 | A | Delaware St. | 61 71 | 194 | A | Georgia St. | 54 65 | 257 | H | Wofford | 66 59 | | | | | |
| 247 | A | UMES | 49 59 | 320 | H | UNC Greensboro | 66 57 | 202 | H | Coastal Caro. | 66 89 | | | | | |
| 248 | H | Bethune-Cookman | 50 67 | 327 | H | USC Upstate | 63 82 | 129 | H | UNCW | 82 89 | | | | | |
| 273 | A | Memphis | 56 77 | | | | | | | | | | | | | |
| 296 | N | Kennesaw St. | 54 78 | | | | | | | | | | | | | |
| 13 | A | Iowa | 39 106 | | | | | | | | | | | | | |

Non-Div I Games: Johnson & Wales (NC) 43 Wilberforce 55 49

N. C. Central

N
C
S
t
a
t
e

| NC State | | | | Through Games Of Jan. 18, 2019 | | | | | | | |
|------------------------|--------------|-------|-----------|--------------------------------|----------------|-------------|---------------|-------------|-----------------|----------|-----------|
| Average RPI | Win: | 104 | WON-LOST | WINNING | LAST 10 | STRENGTH OF | OPP. STRENGTH | TEAM | ADJ. | CONF. | ADJ CONF. |
| Average RPI | Loss: | 0 | RECORD | PCT. RANK | GAMES | SCHEDULE | OF SCHEDULE | RPI | RPI | RPI | RPI |
| DIV. I ONLY | | 17- | 0 | 1 | 10-0 | 51 | 12 | 8 | 8 | 1 | 1 |
| DIV. I NON-CONF. | | 13- | 0 | 1 | 0- 0 | 47 | 26 | 8 | 8 | 1 | 1 |
| ----- | | | | | | | | | | | |
| TOTALS | RPI 1-25 | | RPI 26-50 | | W-L RECORDS | RPI 51-100 | | RPI 101-150 | | RPI 150+ | |
| 17- 0 | 1- 0 | | 1- 0 | | OVERALL | 8- 0 | | 4- 0 | | 3- 0 | |
| 11- 0 | 0- 0 | | 1- 0 | | HOME | 6- 0 | | 2- 0 | | 2- 0 | |
| 4- 0 | 0- 0 | | 0- 0 | | AWAY | 2- 0 | | 2- 0 | | 0- 0 | |
| 2- 0 | 1- 0 | | 0- 0 | | NEUTRAL | 0- 0 | | 0- 0 | | 1- 0 | |
| 13- 0 | 1- 0 | | 0- 0 | | NON-CONFERENCE | 6- 0 | | 3- 0 | | 3- 0 | |
| 9- 0 | 0- 0 | | 0- 0 | | HOME | 5- 0 | | 2- 0 | | 2- 0 | |
| 2- 0 | 0- 0 | | 0- 0 | | AWAY | 1- 0 | | 1- 0 | | 0- 0 | |
| 2- 0 | 1- 0 | | 0- 0 | | NEUTRAL | 0- 0 | | 0- 0 | | 1- 0 | |
| 4- 0 | 0- 0 | | 1- 0 | | CONFERENCE | 2- 0 | | 1- 0 | | 0- 0 | |
| 2- 0 | 0- 0 | | 1- 0 | | HOME | 1- 0 | | 0- 0 | | 0- 0 | |
| 2- 0 | 0- 0 | | 0- 0 | | AWAY | 1- 0 | | 1- 0 | | 0- 0 | |
| 0- 0 | 0- 0 | | 0- 0 | | NEUTRAL | 0- 0 | | 0- 0 | | 0- 0 | |
| ----- | | | | | | | | | | | |
| RPI 1-25 Team's RPI: 8 | | | | RPI 26-50 | | RPI 51-100 | | RPI 101+ | | | |
| RPI S | Opponent | Score | | RPI S | Opponent | Score | | RPI S | Opponent | Score | |
| 25 N | Michigan St. | 78 74 | | 48 H | Duke | 63 51 | | 54 H | Belmont | 77 62 | |
| | | | | | | | | 62 H | Kent St. | 78 61 | |
| | | | | | | | | 67 H | Michigan | 66 55 | |
| | | | | | | | | 69 H | Old Domini on | 85 56 | |
| | | | | | | | | 80 H | Pi ttsburgh | 63 34 | |
| | | | | | | | | 85 A | Boston Colle ge | 85 69 | |
| | | | | | | | | 89 H | Maine | 84 46 | |
| | | | | | | | | 94 A | Georgetown | 76 65 | |
| | | | | | | | | | | | |
| | | | | | | | | | | | |
| | | | | | | | | | | | |
| | | | | | | | | | | | |
| | | | | | | | | | | | |
| | | | | | | | | | | | |
| | | | | | | | | | | | |
| | | | | | | | | | | | |
| | | | | | | | | | | | |
| | | | | | | | | | | | |
| | | | | | | | | | | | |
| | | | | | | | | | | | |
| | | | | | | | | | | | |
| | | | | | | | | | | | |
| | | | | | | | | | | | |
| | | | | | | | | | | | |
| | | | | | | | | | | | |
| | | | | | | | | | | | |
| | | | | | | | | | | | |
| | | | | | | | | | | | |
| | | | | | | | | | | | |
| | | | | | | | | | | | |
| | | | | | | | | | | | |
| | | | | | | | | | | | |
| | | | | | | | | | | | |
| | | | | | | | | | | | |
| | | | | | | | | | | | |
| | | | | | | | | | | | |
| | | | | | | | | | | | |
| | | | | | | | | | | | |
| | | | | | | | | | | | |
| | | | | | | | | | | | |
| | | | | | | | | | | | |
| | | | | | | | | | | | |
| | | | | | | | | | | | |
| | | | | | | | | | | | |
| | | | | | | | | | | | |
| | | | | | | | | | | | |
| | | | | | | | | | | | |
| | | | | | | | | | | | |
| | | | | | | | | | | | |
| | | | | | | | | | | | |
| | | | | | | | | | | | |
| | | | | | | | | | | | |
| | | | | | | | | | | | |
| | | | | | | | | | | | |
| | | | | | | | | | | | |
| | | | | | | | | | | | |
| | | | | | | | | | | | |
| | | | | | | | | | | | |
| | | | | | | | | | | | |
| | | | | | | | | | | | |
| | | | | | | | | | | | |
| | | | | | | | | | | | |
| | | | | | | | | | | | |
| | | | | | | | | | | | |
| | | | | | | | | | | | |
| | | | | | | | | | | | |
| | | | | | | | | | | | |
| | | | | | | | | | | | |
| | | | | | | | | | | | |
| | | | | | | | | | | | |
| | | | | | | | | | | | |
| | | | | | | | | | | | |
| | | | | | | | | | | | |
| | | | | | | | | | | | |
| | | | | | | | | | | | |
| | | | | | | | | | | | |
| | | | | | | | | | | | |
| | | | | | | | | | | | |
| | | | | | | | | | | | |
| | | | | | | | | | | | |
| | | | | | | | | | | | |
| | | | | | | | | | | | |
| | | | | | | | | | | | |
| | | | | | | | | | | | |
| | | | | | | | | | | | |
| | | | | | | | | | | | |

N
C
S
t
a
t
e

Non-Div I Games:

NC State

| | | | | | | | | | | |
|-------------------|----------|-----------|----------------|------------|-------------|---------------|------|------|-------|-----------|
| Average RPI Win: | 307 | WON-LOST | WINNING | LAST 10 | STRENGTH OF | OPP. STRENGTH | TEAM | ADJ. | CONF. | ADJ CONF. |
| Average RPI Loss: | 192 | RECORD | PCT. RANK | GAMES | SCHEDULE | OF SCHEDULE | RPI | RPI | RPI | RPI |
| DIV. I ONLY | 5- 11 | 261 | 4-6 | 296 | 333 | 306 | 306 | 26 | 26 | |
| DIV. I NON-CONF. | 3- 10 | 278 | 0- 0 | 293 | 333 | 322 | 322 | 27 | 27 | |
| ----- | | | | | | | | | | |
| TOTALS | RPI 1-25 | RPI 26-50 | W-L RECORDS | RPI 51-100 | RPI 101-150 | RPI 150+ | | | | |
| 5- 11 | 0- 0 | 0- 0 | OVERALL | 0- 3 | 0- 1 | 5- 7 | | | | |
| 3- 4 | 0- 0 | 0- 0 | HOME | 0- 2 | 0- 0 | 3- 2 | | | | |
| 2- 7 | 0- 0 | 0- 0 | AWAY | 0- 1 | 0- 1 | 2- 5 | | | | |
| 0- 0 | 0- 0 | 0- 0 | NEUTRAL | 0- 0 | 0- 0 | 0- 0 | | | | |
| 3- 10 | 0- 0 | 0- 0 | NON-CONFERENCE | 0- 3 | 0- 1 | 3- 6 | | | | |
| 1- 4 | 0- 0 | 0- 0 | HOME | 0- 2 | 0- 0 | 1- 2 | | | | |
| 2- 6 | 0- 0 | 0- 0 | AWAY | 0- 1 | 0- 1 | 2- 4 | | | | |
| 0- 0 | 0- 0 | 0- 0 | NEUTRAL | 0- 0 | 0- 0 | 0- 0 | | | | |
| 2- 1 | 0- 0 | 0- 0 | CONFERENCE | 0- 0 | 0- 0 | 2- 1 | | | | |
| 2- 0 | 0- 0 | 0- 0 | HOME | 0- 0 | 0- 0 | 2- 0 | | | | |
| 0- 1 | 0- 0 | 0- 0 | AWAY | 0- 0 | 0- 0 | 0- 1 | | | | |
| 0- 0 | 0- 0 | 0- 0 | NEUTRAL | 0- 0 | 0- 0 | 0- 0 | | | | |

| RPI 1-25 | | | | RPI 26-50 | | | | RPI 51-100 | | | | RPI 101+ | | | | Team's RPI: 306 |
|---------------------------|---|----------|-------|-----------|---|---------------------|-------|------------|---|-------------------|-------|----------|---|---------------------|-------|-----------------|
| RPI | S | Opponent | Score | RPI | S | Opponent | Score | RPI | S | Opponent | Score | RPI | S | Opponent | Score | |
| | | | | | | | | 62 | H | Kent St. | 40 57 | 109 | A | West Virginia | 50 95 | |
| | | | | | | | | 83 | A | Penn | 42 85 | 161 | A | North Ala. | 60 72 | |
| | | | | | | | | 92 | H | Hartford | 53 84 | 208 | A | Rider | 46 67 | |
| | | | | | | | | | | | | 222 | A | Howard | 57 77 | |
| | | | | | | | | | | | | 224 | H | Southeast Mo. St. | 58 68 | |
| | | | | | | | | | | | | 238 | A | Colgate | 71 53 | |
| | | | | | | | | | | | | 293 | H | Vermont | 63 71 | |
| | | | | | | | | | | | | 296 | H | Kennesaw St. | 66 60 | |
| | | | | | | | | | | | | 308 | A | Saint Peter's | 57 70 | |
| | | | | | | | | | | | | 318 | H | Western Caro. | 79 71 | |
| | | | | | | | | | | | | 331 | H | Lipscomb | 80 67 | |
| | | | | | | | | | | | | 349 | A | Fairleigh Dickinson | 43 64 | |
| | | | | | | | | | | | | 351 | A | LIU Brooklyn | 72 51 | |
| LAST 12 Division I GAMES: | | | | | | | | | | | | | | | | |
| | | | | 331 | H | Lipscomb | 80 67 | 238 | A | Colgate | 71 53 | | | | | |
| | | | | 161 | A | North Ala. | 60 72 | 351 | A | LIU Brooklyn | 72 51 | | | | | |
| | | | | 296 | H | Kennesaw St. | 66 60 | 293 | H | Vermont | 63 71 | | | | | |
| | | | | 92 | H | Hartford | 53 84 | 208 | A | Rider | 46 67 | | | | | |
| | | | | 62 | H | Kent St. | 40 57 | 224 | H | Southeast Mo. St. | 58 68 | | | | | |
| | | | | 349 | A | Fairleigh Dickinson | 43 64 | 318 | H | Western Caro. | 79 71 | | | | | |

Non-Div I Games:

NJIT

| | | | | | | | | | | |
|-------------------|----------|-----------|----------------|------------|-------------|---------------|------|------|-------|-----------|
| Average RPI Win: | 253 | WON-LOST | WINNING | LAST 10 | STRENGTH OF | OPP. STRENGTH | TEAM | ADJ. | CONF. | ADJ CONF. |
| Average RPI Loss: | 158 | RECORD | PCT. RANK | GAMES | SCHEDULE | OF SCHEDULE | RPI | RPI | RPI | RPI |
| DIV. I ONLY | 7- 7 | 169 | 6-4 | 220 | 287 | 197 | 197 | 20 | 20 | |
| DIV. I NON-CONF. | 4- 5 | 190 | 0- 0 | 211 | 305 | 213 | 213 | 23 | 23 | |
| ----- | | | | | | | | | | |
| TOTALS | RPI 1-25 | RPI 26-50 | W-L RECORDS | RPI 51-100 | RPI 101-150 | RPI 150+ | | | | |
| 7- 7 | 0- 0 | 0- 0 | OVERALL | 0- 1 | 0- 4 | 7- 2 | | | | |
| 3- 4 | 0- 0 | 0- 0 | HOME | 0- 1 | 0- 3 | 3- 0 | | | | |
| 4- 3 | 0- 0 | 0- 0 | AWAY | 0- 0 | 0- 1 | 4- 2 | | | | |
| 0- 0 | 0- 0 | 0- 0 | NEUTRAL | 0- 0 | 0- 0 | 0- 0 | | | | |
| 4- 5 | 0- 0 | 0- 0 | NON-CONFERENCE | 0- 1 | 0- 2 | 4- 2 | | | | |
| 2- 2 | 0- 0 | 0- 0 | HOME | 0- 1 | 0- 1 | 2- 0 | | | | |
| 2- 3 | 0- 0 | 0- 0 | AWAY | 0- 0 | 0- 1 | 2- 2 | | | | |
| 0- 0 | 0- 0 | 0- 0 | NEUTRAL | 0- 0 | 0- 0 | 0- 0 | | | | |
| 3- 2 | 0- 0 | 0- 0 | CONFERENCE | 0- 0 | 0- 2 | 3- 0 | | | | |
| 1- 2 | 0- 0 | 0- 0 | HOME | 0- 0 | 0- 2 | 1- 0 | | | | |
| 2- 0 | 0- 0 | 0- 0 | AWAY | 0- 0 | 0- 0 | 2- 0 | | | | |
| 0- 0 | 0- 0 | 0- 0 | NEUTRAL | 0- 0 | 0- 0 | 0- 0 | | | | |

| RPI 1-25 | | | | RPI 26-50 | | | | RPI 51-100 | | | | RPI 101+ | | | | Team's RPI: 197 | |
|------------------------------|---|-------------------|-------|-----------|-----|----------|-----------------|------------|----|----------|-------|-----------|-----|-------------------|---------|-----------------|----|
| RPI | S | Opponent | Score | RPI | S | Opponent | Score | RPI | S | Opponent | Score | RPI | S | Opponent | Score | | |
| | | | | | | | | 83 | H | Penn | 61 | 65 | 118 | H | Lehi gh | 38 | 56 |
| | | | | | | | | | | | | 122 | A | Col orado | 43 | 59 | |
| | | | | | | | | | | | | 124 | H | Mari st | 48 | 72 | |
| | | | | | | | | | | | | 150 | H | Ameri can | 45 | 58 | |
| | | | | | | | | | | | | 208 | A | Ri der | 66 | 60 | |
| | | | | | | | | | | | | 229 | A | Air Force | 54 | 47 | |
| | | | | | | | | | | | | 231 | A | Monmouth | 67 | 68 | |
| | | | | | | | | | | | | 238 | A | Col gate | 62 | 49 | |
| | | | | | | | | | | | | 244 | H | Hol y Cross | 54 | 47 | |
| | | | | | | | | | | | | 264 | H | N. C. A&T | 72 | 49 | |
| | | | | | | | | | | | | 277 | H | Saint Joseph' s | 49 | 48 | |
| | | | | | | | | | | | | 281 | A | Norfol k St. | 58 | 65 | |
| | | | | | | | | | | | | 314 | A | Loyol a Maryl and | 58 | 46 | |
| LAST 12 Di vi si on I GAMES: | | | | | | | | | | | | | | | | | |
| 244 | H | Hol y Cross | 54 | 47 | 277 | H | Saint Joseph' s | 49 | 48 | 231 | A | Monmouth | 67 | 68 | | | |
| 238 | A | Col gate | 62 | 49 | 122 | A | Col orado | 43 | 59 | 229 | A | Air Force | 54 | 47 | | | |
| 150 | H | Ameri can | 45 | 58 | 208 | A | Ri der | 66 | 60 | 264 | H | N. C. A&T | 72 | 49 | | | |
| 118 | H | Lehi gh | 38 | 56 | | | | | | | | | | | | | |
| 314 | A | Loyol a Maryl and | 58 | 46 | | | | | | | | | | | | | |
| 83 | H | Penn | 61 | 65 | | | | | | | | | | | | | |

Non-Div I Games: Catholic 81 36

Navy

| | | | | | | | | | | |
|-------------------|----------|-----------|----------------|------------|-------------|---------------|------|------|-------|-----------|
| Average RPI Win: | 165 | WON-LOST | WINNING | LAST 10 | STRENGTH OF | OPP. STRENGTH | TEAM | ADJ. | CONF. | ADJ CONF. |
| Average RPI Loss: | 38 | RECORD | PCT. RANK | GAMES | SCHEDULE | OF SCHEDULE | RPI | RPI | RPI | RPI |
| DIV. I ONLY | 8- 9 | 185 | 6-4 | 24 | 22 | 77 | 77 | 4 | 4 | |
| DIV. I NON-CONF. | 5- 6 | 177 | 0- 0 | 56 | 41 | 112 | 112 | 5 | 5 | |
| ----- | | | | | | | | | | |
| TOTALS | RPI 1-25 | RPI 26-50 | W-L RECORDS | RPI 51-100 | RPI 101-150 | RPI 150+ | | | | |
| 8- 9 | 0- 4 | 0- 2 | OVERALL | 3- 3 | 1- 0 | 4- 0 | | | | |
| 5- 3 | 0- 2 | 0- 1 | HOME | 2- 0 | 0- 0 | 3- 0 | | | | |
| 2- 6 | 0- 2 | 0- 1 | AWAY | 1- 3 | 0- 0 | 1- 0 | | | | |
| 1- 0 | 0- 0 | 0- 0 | NEUTRAL | 0- 0 | 1- 0 | 0- 0 | | | | |
| 5- 6 | 0- 2 | 0- 1 | NON-CONFERENCE | 1- 3 | 1- 0 | 3- 0 | | | | |
| 4- 1 | 0- 1 | 0- 0 | HOME | 1- 0 | 0- 0 | 3- 0 | | | | |
| 0- 5 | 0- 1 | 0- 1 | AWAY | 0- 3 | 0- 0 | 0- 0 | | | | |
| 1- 0 | 0- 0 | 0- 0 | NEUTRAL | 0- 0 | 1- 0 | 0- 0 | | | | |
| 3- 3 | 0- 2 | 0- 1 | CONFERENCE | 2- 0 | 0- 0 | 1- 0 | | | | |
| 1- 2 | 0- 1 | 0- 1 | HOME | 1- 0 | 0- 0 | 0- 0 | | | | |
| 2- 1 | 0- 1 | 0- 0 | AWAY | 1- 0 | 0- 0 | 1- 0 | | | | |
| 0- 0 | 0- 0 | 0- 0 | NEUTRAL | 0- 0 | 0- 0 | 0- 0 | | | | |

| RPI 1-25 | | | | RPI 26-50 | | | | RPI 51-100 Team's RPI: 77 | | | | RPI 101+ | | | |
|---------------------------|---|------------|-------|-----------|---|--------------|-------|---------------------------|---|----------------|-------|----------|---|--------------|-------|
| RPI | S | Opponent | Score | RPI | S | Opponent | Score | RPI | S | Opponent | Score | RPI | S | Opponent | Score |
| 7 | A | Louisville | 68 85 | 29 | H | Maryland | 63 81 | 59 | H | Kansas | 58 52 | 147 | N | Radford | 77 39 |
| 13 | A | Iowa | 71 77 | 38 | A | Miami (FL) | 68 82 | 60 | A | Creighton | 65 74 | 162 | A | Illinois | 77 67 |
| 14 | H | Drake | 77 83 | | | | | 61 | A | Arkansas | 80 84 | 163 | H | Denver | 96 71 |
| 17 | H | Rutgers | 56 62 | | | | | 67 | H | Michigan | 70 56 | 310 | H | San Jose St. | 96 63 |
| | | | | | | | | 86 | A | Ohio St. | 78 69 | 327 | H | USC Upstate | 87 64 |
| | | | | | | | | 100 | A | Washington St. | 84 87 | | | | |
| LAST 12 Division I GAMES: | | | | | | | | | | | | | | | |
| 162 | A | Illinois | 77 67 | 67 | H | Michigan | 70 56 | | | | | | | | |
| 17 | H | Rutgers | 56 62 | 61 | A | Arkansas | 80 84 | | | | | | | | |
| 29 | H | Maryland | 63 81 | 163 | H | Denver | 96 71 | | | | | | | | |
| 13 | A | Iowa | 71 77 | 310 | H | San Jose St. | 96 63 | | | | | | | | |
| 86 | A | Ohio St. | 78 69 | 59 | H | Kansas | 58 52 | | | | | | | | |
| 7 | A | Louisville | 68 85 | 60 | A | Creighton | 65 74 | | | | | | | | |

Non-Div I Games:

Nebraska

■ Loss,
 ■ Non-Conf, S Site,
 ■ Home
 ■ Away
 N Neutral

Average RPI Win: 284
Average RPI Loss: 103

WON-LOST
RECORD

WINNING
PCT. RANK

LAST 10
GAMES

STRENGTH OF
SCHEDULE

OPP. STRENGTH
OF SCHEDULE

TEAM
RPI

ADJ.
RPI

CONF.
RPI

ADJ CONF.
RPI

| | | | | | | | | | |
|------------------|----------|-----------|----------------|------------|-------------|----------|-----|----|----|
| DIV. I ONLY | 4- 11 | 283 | 4-6 | 123 | 167 | 240 | 240 | 12 | 12 |
| DIV. I NON-CONF. | 3- 7 | 256 | 0- 1 | 168 | 125 | 263 | 263 | 11 | 11 |
| TOTALS | RPI 1-25 | RPI 26-50 | W-L RECORDS | RPI 51-100 | RPI 101-150 | RPI 150+ | | | |
| 4- 11 | 0- 0 | 0- 1 | OVERALL | 0- 3 | 0- 5 | 4- 2 | | | |
| 2- 7 | 0- 0 | 0- 1 | HOME | 0- 3 | 0- 3 | 2- 0 | | | |
| 2- 2 | 0- 0 | 0- 0 | AWAY | 0- 0 | 0- 0 | 2- 2 | | | |
| 0- 2 | 0- 0 | 0- 0 | NEUTRAL | 0- 0 | 0- 2 | 0- 0 | | | |
| 3- 7 | 0- 0 | 0- 1 | NON-CONFERENCE | 0- 1 | 0- 4 | 3- 1 | | | |
| 2- 4 | 0- 0 | 0- 1 | HOME | 0- 1 | 0- 2 | 2- 0 | | | |
| 1- 1 | 0- 0 | 0- 0 | AWAY | 0- 0 | 0- 0 | 1- 1 | | | |
| 0- 2 | 0- 0 | 0- 0 | NEUTRAL | 0- 0 | 0- 2 | 0- 0 | | | |
| 1- 4 | 0- 0 | 0- 0 | CONFERENCE | 0- 2 | 0- 1 | 1- 1 | | | |
| 0- 3 | 0- 0 | 0- 0 | HOME | 0- 2 | 0- 1 | 0- 0 | | | |
| 1- 1 | 0- 0 | 0- 0 | AWAY | 0- 0 | 0- 0 | 1- 1 | | | |
| 0- 0 | 0- 0 | 0- 0 | NEUTRAL | 0- 0 | 0- 0 | 0- 0 | | | |

| RPI | S | Opponent | Score | RPI | S | Opponent | Score | RPI | S | Opponent | Score | RPI | S | Opponent | Score | Team's RPI: 240 |
|---------------------------|---|---------------|-------|-----|---|------------------------|-------|-----|---|---------------|-------|-----|---|----------------|-------|-----------------|
| 34 | H | Utah | 52 74 | 52 | H | Southern Cal i forni a | 51 72 | 104 | N | Northern Ill. | 69 98 | 105 | H | Fresno St. | 63 79 | |
| | | | | 55 | H | New Mexi co | 64 66 | 122 | H | Col orado | 52 65 | 123 | N | UC Davi s | 68 84 | |
| | | | | 68 | H | Boise St. | 74 75 | 146 | H | Texas Tech | 67 86 | 153 | A | Utah St. | 76 79 | |
| | | | | | | | | 166 | A | Santa Clara | 48 56 | 220 | A | Long Beach St. | 76 67 | |
| | | | | | | | | 269 | H | Hawai i | 79 78 | 310 | A | San Jose St. | 52 49 | |
| | | | | | | | | 335 | H | Seattle U | 67 54 | | | | | |
| LAST 12 Division I GAMES: | | | | | | | | | | | | | | | | |
| 104 | N | Northern Ill. | 69 98 | 153 | A | Utah St. | 76 79 | | | | | | | | | |
| 68 | H | Boise St. | 74 75 | 269 | H | Hawai i | 79 78 | | | | | | | | | |
| 105 | H | Fresno St. | 63 79 | 335 | H | Seattle U | 67 54 | | | | | | | | | |
| 310 | A | San Jose St. | 52 49 | 146 | H | Texas Tech | 67 86 | | | | | | | | | |
| 55 | H | New Mexico | 64 66 | 123 | N | UC Davi s | 68 84 | | | | | | | | | |
| 122 | H | Col orado | 52 65 | 52 | H | Southern Cal i forni a | 51 72 | | | | | | | | | |

Non-Div I Games: Stanislaus St. 75 52

Nevada

Average RPI Win: 271
Average RPI Loss: 184

WON-LOST
RECORD

WINNING
PCT. RANK

LAST 10
GAMES

STRENGTH OF
SCHEDULE

OPP. STRENGTH
OF SCHEDULE

TEAM
RPI

ADJ.
RPI

CONF.
RPI

ADJ CONF.
RPI

| | | | | | | | | | |
|------------------|----------|-----------|----------------|------------|-------------|----------|-----|----|----|
| DIV. I ONLY | 3- 14 | 316 | 3-7 | 225 | 288 | 313 | 313 | 23 | 23 |
| DIV. I NON-CONF. | 2- 10 | 311 | 0- 0 | 215 | 300 | 326 | 326 | 24 | 24 |
| <hr/> | | | | | | | | | |
| TOTALS | RPI 1-25 | RPI 26-50 | W-L RECORDS | RPI 51-100 | RPI 101-150 | RPI 150+ | | | |
| 3- 14 | 0- 0 | 0- 0 | OVERALL | 0- 4 | 0- 2 | 3- 8 | | | |
| 2- 5 | 0- 0 | 0- 0 | HOME | 0- 1 | 0- 1 | 2- 3 | | | |
| 1- 9 | 0- 0 | 0- 0 | AWAY | 0- 3 | 0- 1 | 1- 5 | | | |
| 0- 0 | 0- 0 | 0- 0 | NEUTRAL | 0- 0 | 0- 0 | 0- 0 | | | |
| 2- 10 | 0- 0 | 0- 0 | NON-CONFERENCE | 0- 3 | 0- 1 | 2- 6 | | | |
| 2- 3 | 0- 0 | 0- 0 | HOME | 0- 1 | 0- 0 | 2- 2 | | | |
| 0- 7 | 0- 0 | 0- 0 | AWAY | 0- 2 | 0- 1 | 0- 4 | | | |
| 0- 0 | 0- 0 | 0- 0 | NEUTRAL | 0- 0 | 0- 0 | 0- 0 | | | |
| 1- 4 | 0- 0 | 0- 0 | CONFERENCE | 0- 1 | 0- 1 | 1- 2 | | | |
| 0- 2 | 0- 0 | 0- 0 | HOME | 0- 0 | 0- 1 | 0- 1 | | | |
| 1- 2 | 0- 0 | 0- 0 | AWAY | 0- 1 | 0- 0 | 1- 1 | | | |
| 0- 0 | 0- 0 | 0- 0 | NEUTRAL | 0- 0 | 0- 0 | 0- 0 | | | |

| RPI 1-25 | | | | RPI 26-50 | | | | RPI 51-100 | | | | RPI 101+ | | | | Team's RPI: 313 |
|---------------------------|---|--------------|-------|-----------|---|------------|-------|------------|---|--------------|-------|----------|---|-------------------|-------|-----------------|
| RPI | S | Opponent | Score | RPI | S | Opponent | Score | RPI | S | Opponent | Score | RPI | S | Opponent | Score | |
| | | | | | | | | 51 | A | Northeastern | 54 69 | 135 | H | Stony Brook | 63 82 | |
| | | | | | | | | 84 | H | Princeton | 42 90 | 139 | A | South Fla. | 36 79 | |
| | | | | | | | | 89 | A | Maine | 46 67 | 158 | A | Boston U. | 39 60 | |
| | | | | | | | | 90 | A | Minnesota | 47 70 | 213 | A | Brown | 70 76 | |
| | | | | | | | | | | | | 228 | H | Dartmouth | 42 62 | |
| | | | | | | | | | | | | 233 | H | Binghamton | 62 71 | |
| | | | | | | | | | | | | 237 | H | Sacred Heart | 60 71 | |
| | | | | | | | | | | | | 244 | H | Holy Cross | 74 62 | |
| | | | | | | | | | | | | 276 | H | Bryant | 79 74 | |
| | | | | | | | | | | | | 292 | A | UMass Lowell | 56 53 | |
| | | | | | | | | | | | | 293 | A | Vermont | 60 69 | |
| | | | | | | | | | | | | 300 | A | Central Conn. St. | 47 56 | |
| | | | | | | | | | | | | 319 | A | North Dakota St. | 51 56 | |
| <hr/> | | | | | | | | | | | | | | | | |
| LAST 12 Division I GAMES: | | | | | | | | | | | | | | | | |
| 293 | A | Vermont | 60 69 | 84 | H | Princeton | 42 90 | 228 | H | Dartmouth | 42 62 | 300 | A | Central Conn. St. | 47 56 | |
| 135 | H | Stony Brook | 63 82 | 244 | H | Holy Cross | 74 62 | 139 | A | South Fla. | 36 79 | 158 | A | Boston U. | 39 60 | |
| 292 | A | UMass Lowell | 56 53 | 158 | A | Boston U. | 39 60 | | | | | | | | | |
| 233 | H | Binghamton | 62 71 | | | | | | | | | | | | | |
| 89 | A | Maine | 46 67 | | | | | | | | | | | | | |
| 276 | H | Bryant | 79 74 | | | | | | | | | | | | | |

Non-Div I Games: U New England 68 44

New Hampshire

Loss, Non-Conf, S Site, H Home A Away N Neutral

| | | | | | | | | | | |
|-------------------|----------|-----------|----------------|------------|-------------|---------------|------|------|-------|-----------|
| Average RPI Win: | 184 | WON-LOST | WINNING | LAST 10 | STRENGTH OF | OPP. STRENGTH | TEAM | ADJ. | CONF. | ADJ CONF. |
| Average RPI Loss: | 144 | RECORD | PCT. RANK | GAMES | SCHEDULE | OF SCHEDULE | RPI | RPI | RPI | RPI |
| DIV. I ONLY | 14- 2 | 19 | 9-1 | 208 | 96 | 55 | 55 | 12 | 12 | |
| DIV. I NON-CONF. | 10- 1 | 19 | 1- 0 | 108 | 128 | 28 | 28 | 11 | 11 | |
| ----- | | | | | | | | | | |
| TOTALS | RPI 1-25 | RPI 26-50 | W-L RECORDS | RPI 51-100 | RPI 101-150 | RPI 150+ | | | | |
| 14- 2 | 0- 0 | 0- 1 | OVERALL | 2- 0 | 2- 0 | 10- 1 | | | | |
| 10- 1 | 0- 0 | 0- 1 | HOME | 2- 0 | 1- 0 | 7- 0 | | | | |
| 4- 1 | 0- 0 | 0- 0 | AWAY | 0- 0 | 1- 0 | 3- 1 | | | | |
| 0- 0 | 0- 0 | 0- 0 | NEUTRAL | 0- 0 | 0- 0 | 0- 0 | | | | |
| 10- 1 | 0- 0 | 0- 1 | NON-CONFERENCE | 2- 0 | 2- 0 | 6- 0 | | | | |
| 7- 1 | 0- 0 | 0- 1 | HOME | 2- 0 | 1- 0 | 4- 0 | | | | |
| 3- 0 | 0- 0 | 0- 0 | AWAY | 0- 0 | 1- 0 | 2- 0 | | | | |
| 0- 0 | 0- 0 | 0- 0 | NEUTRAL | 0- 0 | 0- 0 | 0- 0 | | | | |
| 4- 1 | 0- 0 | 0- 0 | CONFERENCE | 0- 0 | 0- 0 | 4- 1 | | | | |
| 3- 0 | 0- 0 | 0- 0 | HOME | 0- 0 | 0- 0 | 3- 0 | | | | |
| 1- 1 | 0- 0 | 0- 0 | AWAY | 0- 0 | 0- 0 | 1- 1 | | | | |
| 0- 0 | 0- 0 | 0- 0 | NEUTRAL | 0- 0 | 0- 0 | 0- 0 | | | | |

| RPI 1-25 | | | | RPI 26-50 | | | | RPI 51-100 | | | | Team's RPI : 55 | | | | RPI 101+ | | | |
|---------------------------|---|----------|-------|-----------|---|---------------|-------|------------|---|----------------|-------|-----------------|---|----------|-------|----------|---|----------------|-------|
| RPI | S | Opponent | Score | RPI | S | Opponent | Score | RPI | S | Opponent | Score | RPI | S | Opponent | Score | RPI | S | Opponent | Score |
| | | | | 49 | H | Auburn | 76 79 | | | | | 74 | H | SFA | 74 33 | 121 | A | Houston | 89 84 |
| | | | | | | | | | | | | 92 | H | Hartford | 72 65 | 144 | H | Oklahoma | 84 80 |
| | | | | | | | | | | | | | | | | 155 | H | Texas St. | 82 51 |
| | | | | | | | | | | | | | | | | 179 | H | Colorado St. | 70 58 |
| | | | | | | | | | | | | | | | | 188 | A | New Mexico St. | 75 50 |
| | | | | | | | | | | | | | | | | 188 | H | New Mexico St. | 83 58 |
| | | | | | | | | | | | | | | | | 206 | H | San Diego St. | 70 62 |
| | | | | | | | | | | | | | | | | 229 | H | Air Force | 78 57 |
| | | | | | | | | | | | | | | | | 239 | A | UNLV | 57 66 |
| | | | | | | | | | | | | | | | | 240 | A | Nevada | 66 64 |
| | | | | | | | | | | | | | | | | 245 | H | Sacramento St. | 85 53 |
| | | | | | | | | | | | | | | | | 254 | A | Northern Ariz. | 84 55 |
| | | | | | | | | | | | | | | | | 266 | H | UTEP | 69 51 |
| LAST 12 Division I GAMES: | | | | | | | | | | | | | | | | | | | |
| | | | | 74 | H | SFA | 74 33 | 239 | A | UNLV | 57 66 | | | | | | | | |
| | | | | 92 | H | Hartford | 72 65 | 240 | A | Nevada | 66 64 | | | | | | | | |
| | | | | 49 | H | Auburn | 76 79 | 229 | H | Air Force | 78 57 | | | | | | | | |
| | | | | 206 | H | San Diego St. | 70 62 | 245 | H | Sacramento St. | 85 53 | | | | | | | | |
| | | | | 179 | H | Colorado St. | 70 58 | 188 | A | New Mexico St. | 75 50 | | | | | | | | |
| | | | | 266 | H | UTEP | 69 51 | 254 | A | Northern Ariz. | 84 55 | | | | | | | | |

Non-Div I Games:

New Mexico

■ Loss,
■ Non-Conf, S Site,
■ Home
■ Away
N Neutral

| | | | | | | | | | | |
|-------------------|----------|-----------|----------------|------------|-------------|---------------|------|------|-------|-----------|
| Average RPI Win: | 284 | WON-LOST | WINNING | LAST 10 | STRENGTH OF | OPP. STRENGTH | TEAM | ADJ. | CONF. | ADJ CONF. |
| Average RPI Loss: | 158 | RECORD | PCT. RANK | GAMES | SCHEDULE | OF SCHEDULE | RPI | RPI | RPI | RPI |
| DIV. I ONLY | 9- 6 | 113 | 6-4 | 279 | 341 | 188 | 188 | 30 | 30 | |
| DIV. I NON-CONF. | 6- 5 | 143 | 1- 0 | 159 | 341 | 164 | 164 | 30 | 30 | |
| ----- | | | | | | | | | | |
| TOTALS | RPI 1-25 | RPI 26-50 | W-L RECORDS | RPI 51-100 | RPI 101-150 | RPI 150+ | | | | |
| 9- 6 | 0- 0 | 0- 0 | OVERALL | 0- 2 | 0- 0 | 9- 4 | | | | |
| 3- 2 | 0- 0 | 0- 0 | HOME | 0- 1 | 0- 0 | 3- 1 | | | | |
| 5- 3 | 0- 0 | 0- 0 | AWAY | 0- 1 | 0- 0 | 5- 2 | | | | |
| 1- 1 | 0- 0 | 0- 0 | NEUTRAL | 0- 0 | 0- 0 | 1- 1 | | | | |
| 6- 5 | 0- 0 | 0- 0 | NON-CONFERENCE | 0- 2 | 0- 0 | 6- 3 | | | | |
| 1- 2 | 0- 0 | 0- 0 | HOME | 0- 1 | 0- 0 | 1- 1 | | | | |
| 4- 2 | 0- 0 | 0- 0 | AWAY | 0- 1 | 0- 0 | 4- 1 | | | | |
| 1- 1 | 0- 0 | 0- 0 | NEUTRAL | 0- 0 | 0- 0 | 1- 1 | | | | |
| 3- 1 | 0- 0 | 0- 0 | CONFERENCE | 0- 0 | 0- 0 | 3- 1 | | | | |
| 2- 0 | 0- 0 | 0- 0 | HOME | 0- 0 | 0- 0 | 2- 0 | | | | |
| 1- 1 | 0- 0 | 0- 0 | AWAY | 0- 0 | 0- 0 | 1- 1 | | | | |
| 0- 0 | 0- 0 | 0- 0 | NEUTRAL | 0- 0 | 0- 0 | 0- 0 | | | | |

| RPI 1-25 | | | | RPI 26-50 | | | | RPI 51-100 | | | | RPI 101+ | | | | Team's RPI: 188 | |
|---------------------------|---|----------|-------|-----------|---|--------------------|-------|------------|---|------------|-------|----------|-----|--------------------|---------------|-----------------|----|
| RPI | S | Opponent | Score | RPI | S | Opponent | Score | RPI | S | Opponent | Score | RPI | S | Opponent | Score | | |
| | | | | | | | | 55 | A | New Mexico | 58 | 83 | 152 | N | South Alabama | 67 | 68 |
| | | | | | | | | 55 | H | New Mexico | 50 | 75 | 163 | H | Denver | 66 | 64 |
| | | | | | | | | | | | | 169 | H | Abilene Christian | 46 | 58 | |
| | | | | | | | | | | | | 181 | A | UC Riverside | 64 | 65 | |
| | | | | | | | | | | | | 266 | A | UTEP | 69 | 65 | |
| | | | | | | | | | | | | 272 | A | CSU Bakersfield | 61 | 59 | |
| | | | | | | | | | | | | 280 | A | A&M-Corpus Christi | 67 | 65 | |
| | | | | | | | | | | | | 290 | H | California Baptist | 76 | 69 | |
| | | | | | | | | | | | | 295 | A | Western Mich. | 66 | 54 | |
| | | | | | | | | | | | | 304 | A | UC Santa Barbara | 81 | 73 | |
| | | | | | | | | | | | | 335 | H | Seattle U | 75 | 55 | |
| | | | | | | | | | | | | 338 | A | Grand Canyon | 51 | 54 | |
| | | | | | | | | | | | | 350 | N | Alcorn | 82 | 64 | |
| LAST 12 Division I GAMES: | | | | | | | | | | | | | | | | | |
| | | | | 350 | N | Alcorn | 82 | 64 | | | | 304 | A | UC Santa Barbara | 81 | 73 | |
| | | | | 335 | H | Seattle U | 75 | 55 | | | | 181 | A | UC Riverside | 64 | 65 | |
| | | | | 272 | A | CSU Bakersfield | 61 | 59 | | | | 152 | N | South Alabama | 67 | 68 | |
| | | | | 338 | A | Grand Canyon | 51 | 54 | | | | 280 | A | A&M-Corpus Christi | 67 | 65 | |
| | | | | 290 | H | California Baptist | 76 | 69 | | | | 55 | H | New Mexico | 50 | 75 | |
| | | | | 55 | A | New Mexico | 58 | 83 | | | | 163 | H | Denver | 66 | 64 | |

Non-Div I Games: Tex. Permian Basin 70 38 Northern N.M. 101 51

New Mexico St.

Average RPI Win: 304
Average RPI Loss: 148

WON-LOST
RECORD

WINNING
PCT. RANK

LAST 10
GAMES

STRENGTH OF
SCHEDULE

OPP. STRENGTH
OF SCHEDULE

TEAM
RPI

ADJ.
RPI

CONF.
RPI

ADJ CONF.
RPI

| | | | | | | | | | |
|------------------|----------|-----------|----------------|------------|-------------|----------|-----|----|----|
| DIV. I ONLY | 2- 9 | 313 | 3-7 | 171 | 253 | 284 | 284 | 25 | 25 |
| DIV. I NON-CONF. | 1- 5 | 311 | 0- 0 | 88 | 266 | 223 | 223 | 22 | 22 |
| ----- | | | | | | | | | |
| TOTALS | RPI 1-25 | RPI 26-50 | W-L RECORDS | RPI 51-100 | RPI 101-150 | RPI 150+ | | | |
| 2- 9 | 0- 0 | 0- 1 | OVERALL | 0- 3 | 0- 1 | 2- 4 | | | |
| 1- 3 | 0- 0 | 0- 0 | HOME | 0- 1 | 0- 0 | 1- 2 | | | |
| 1- 6 | 0- 0 | 0- 1 | AWAY | 0- 2 | 0- 1 | 1- 2 | | | |
| 0- 0 | 0- 0 | 0- 0 | NEUTRAL | 0- 0 | 0- 0 | 0- 0 | | | |
| 1- 5 | 0- 0 | 0- 1 | NON-CONFERENCE | 0- 1 | 0- 1 | 1- 2 | | | |
| 0- 1 | 0- 0 | 0- 0 | HOME | 0- 0 | 0- 0 | 0- 1 | | | |
| 1- 4 | 0- 0 | 0- 1 | AWAY | 0- 1 | 0- 1 | 1- 1 | | | |
| 0- 0 | 0- 0 | 0- 0 | NEUTRAL | 0- 0 | 0- 0 | 0- 0 | | | |
| 1- 4 | 0- 0 | 0- 0 | CONFERENCE | 0- 2 | 0- 0 | 1- 2 | | | |
| 1- 2 | 0- 0 | 0- 0 | HOME | 0- 1 | 0- 0 | 1- 1 | | | |
| 0- 2 | 0- 0 | 0- 0 | AWAY | 0- 1 | 0- 0 | 0- 1 | | | |
| 0- 0 | 0- 0 | 0- 0 | NEUTRAL | 0- 0 | 0- 0 | 0- 0 | | | |

| RPI S Opponent | Score | RPI S Opponent | Score | RPI S Opponent | Score | RPI S Opponent | Score | Team's RPI: 284 |
|---------------------------|-------|-------------------|-------|-------------------------|-------|-------------------------|-------|-----------------|
| | | 38 A Mi ami (FL) | 38 78 | 63 H Lamar Uni versi ty | 57 79 | 117 A Ri ce | 56 67 | |
| | | | | 74 A SFA | 38 97 | 169 H Abilene Christian | 52 59 | |
| | | | | 80 A Pi ttsburgh | 38 90 | 171 A Xavi er | 45 61 | |
| | | | | | | 273 A Memphi s | 66 59 | |
| | | | | | | 305 A Houston Baptist | 74 83 | |
| | | | | | | 312 H La. -Monroe | 44 57 | |
| | | | | | | 334 H McNeese | 88 76 | |
| LAST 12 Division I GAMES: | | | | | | | | |
| 74 A SFA | 38 97 | 171 A Xavi er | 45 61 | | | | | |
| 334 H McNeese | 88 76 | 38 A Mi ami (FL) | 38 78 | | | | | |
| 63 H Lamar Uni versi ty | 57 79 | 273 A Memphi s | 66 59 | | | | | |
| 305 A Houston Baptist | 74 83 | 117 A Ri ce | 56 67 | | | | | |
| 169 H Abilene Christian | 52 59 | 312 H La. -Monroe | 44 57 | | | | | |
| | | 80 A Pi ttsburgh | 38 90 | | | | | |

Non-Div I Games:

Dillard

68 59

Centenary (LA)

104 42

Trinity Baptist

93 38

New Orleans

Loss, Non-Conf, S Site, H Home A Away N Neutral

| | | | | | | | | | | |
|-------------------|----------|-----------|----------------|------------|-------------|---------------|------|------|-------|-----------|
| Average RPI Win: | 295 | WON-LOST | WINNING | LAST 10 | STRENGTH OF | OPP. STRENGTH | TEAM | ADJ. | CONF. | ADJ CONF. |
| Average RPI Loss: | 121 | RECORD | PCT. RANK | GAMES | SCHEDULE | OF SCHEDULE | RPI | RPI | RPI | RPI |
| DIV. I ONLY | 7- 10 | 218 | 6-4 | 239 | 151 | 235 | 235 | 27 | 27 | |
| DIV. I NON-CONF. | 4- 8 | 241 | 1- 0 | 197 | 93 | 256 | 256 | 28 | 28 | |
| ----- | | | | | | | | | | |
| TOTALS | RPI 1-25 | RPI 26-50 | W-L RECORDS | RPI 51-100 | RPI 101-150 | RPI 150+ | | | | |
| 7- 10 | 0- 2 | 0- 1 | OVERALL | 0- 1 | 0- 3 | 7- 3 | | | | |
| 4- 4 | 0- 0 | 0- 0 | HOME | 0- 1 | 0- 1 | 4- 2 | | | | |
| 2- 5 | 0- 2 | 0- 1 | AWAY | 0- 0 | 0- 1 | 2- 1 | | | | |
| 1- 1 | 0- 0 | 0- 0 | NEUTRAL | 0- 0 | 0- 1 | 1- 0 | | | | |
| 4- 8 | 0- 2 | 0- 1 | NON-CONFERENCE | 0- 0 | 0- 2 | 4- 3 | | | | |
| 3- 2 | 0- 0 | 0- 0 | HOME | 0- 0 | 0- 0 | 3- 2 | | | | |
| 0- 5 | 0- 2 | 0- 1 | AWAY | 0- 0 | 0- 1 | 0- 1 | | | | |
| 1- 1 | 0- 0 | 0- 0 | NEUTRAL | 0- 0 | 0- 1 | 1- 0 | | | | |
| 3- 2 | 0- 0 | 0- 0 | CONFERENCE | 0- 1 | 0- 1 | 3- 0 | | | | |
| 1- 2 | 0- 0 | 0- 0 | HOME | 0- 1 | 0- 1 | 1- 0 | | | | |
| 2- 0 | 0- 0 | 0- 0 | AWAY | 0- 0 | 0- 0 | 2- 0 | | | | |
| 0- 0 | 0- 0 | 0- 0 | NEUTRAL | 0- 0 | 0- 0 | 0- 0 | | | | |

| RPI 1-25 | | | | RPI 26-50 | | | | RPI 51-100 | | | | RPI 101+ Team's RPI: 235 | | | |
|---------------------------|---|---------------|-------|-----------|---|---------------|-------|------------|---|---------------|-------|--------------------------|---|-----------------|-------|
| RPI | S | Opponent | Score | RPI | S | Opponent | Score | RPI | S | Opponent | Score | RPI | S | Opponent | Score |
| 5 | A | Syracuse | 45 94 | 35 | A | Buffalo | 61 88 | 71 | H | Quinnipiac | 55 96 | 109 | A | West Virginia | 32 84 |
| 11 | A | Iowa St. | 35 95 | | | | | | | | | 124 | H | Marist | 58 87 |
| | | | | | | | | | | | | 128 | N | Yale | 64 67 |
| | | | | | | | | | | | | 222 | H | Howard | 61 68 |
| | | | | | | | | | | | | 226 | H | St. Bonaventure | 48 76 |
| | | | | | | | | | | | | 233 | H | Binghamton | 79 72 |
| | | | | | | | | | | | | 238 | H | Colgate | 74 69 |
| | | | | | | | | | | | | 277 | A | Saint Joseph's | 54 68 |
| | | | | | | | | | | | | 287 | H | Coppin St. | 71 69 |
| | | | | | | | | | | | | 308 | A | Saint Peter's | 75 66 |
| | | | | | | | | | | | | 326 | N | Morgan St. | 67 57 |
| | | | | | | | | | | | | 328 | A | Iona | 58 46 |
| | | | | | | | | | | | | 342 | H | Manhattan | 61 51 |
| LAST 12 Division I GAMES: | | | | | | | | | | | | | | | |
| 326 | N | Morgan St. | 67 57 | 124 | H | Marist | 58 87 | 238 | H | Colgate | 74 69 | 109 | A | West Virginia | 32 84 |
| 128 | N | Yale | 64 67 | 238 | H | Colgate | 74 69 | 109 | A | West Virginia | 32 84 | 5 | A | Syracuse | 45 94 |
| 71 | H | Quinnipiac | 55 96 | 109 | A | West Virginia | 32 84 | 5 | A | Syracuse | 45 94 | 287 | H | Coppin St. | 71 69 |
| 328 | A | Iona | 58 46 | 5 | A | Syracuse | 45 94 | 287 | H | Coppin St. | 71 69 | 233 | H | Binghamton | 79 72 |
| 308 | A | Saint Peter's | 75 66 | 287 | H | Coppin St. | 71 69 | 233 | H | Binghamton | 79 72 | | | | |
| 342 | H | Manhattan | 61 51 | 233 | H | Binghamton | 79 72 | | | | | | | | |

Non-Div I Games:

Niagara

| | | | | | | | | | | |
|-------------------|----------|-----------|----------------|------------|-------------|---------------|------|------|-------|-----------|
| Average RPI Win: | 289 | WON-LOST | WINNING | LAST 10 | STRENGTH OF | OPP. STRENGTH | TEAM | ADJ. | CONF. | ADJ CONF. |
| Average RPI Loss: | 120 | RECORD | PCT. RANK | GAMES | SCHEDULE | OF SCHEDULE | RPI | RPI | RPI | RPI |
| DIV. I ONLY | 7- 8 | 192 | 6-4 | 294 | 170 | 218 | 218 | 25 | 25 | |
| DIV. I NON-CONF. | 4- 6 | 212 | 0- 1 | 169 | 110 | 162 | 162 | 22 | 22 | |
| ----- | | | | | | | | | | |
| TOTALS | RPI 1-25 | RPI 26-50 | W-L RECORDS | RPI 51-100 | RPI 101-150 | RPI 150+ | | | | |
| 7- 8 | 0- 1 | 0- 1 | OVERALL | 0- 3 | 0- 0 | 7- 3 | | | | |
| 4- 1 | 0- 0 | 0- 0 | HOME | 0- 0 | 0- 0 | 4- 1 | | | | |
| 2- 6 | 0- 1 | 0- 1 | AWAY | 0- 3 | 0- 0 | 2- 1 | | | | |
| 1- 1 | 0- 0 | 0- 0 | NEUTRAL | 0- 0 | 0- 0 | 1- 1 | | | | |
| 4- 6 | 0- 1 | 0- 1 | NON-CONFERENCE | 0- 2 | 0- 0 | 4- 2 | | | | |
| 1- 0 | 0- 0 | 0- 0 | HOME | 0- 0 | 0- 0 | 1- 0 | | | | |
| 2- 5 | 0- 1 | 0- 1 | AWAY | 0- 2 | 0- 0 | 2- 1 | | | | |
| 1- 1 | 0- 0 | 0- 0 | NEUTRAL | 0- 0 | 0- 0 | 1- 1 | | | | |
| 3- 2 | 0- 0 | 0- 0 | CONFERENCE | 0- 1 | 0- 0 | 3- 1 | | | | |
| 3- 1 | 0- 0 | 0- 0 | HOME | 0- 0 | 0- 0 | 3- 1 | | | | |
| 0- 1 | 0- 0 | 0- 0 | AWAY | 0- 1 | 0- 0 | 0- 0 | | | | |
| 0- 0 | 0- 0 | 0- 0 | NEUTRAL | 0- 0 | 0- 0 | 0- 0 | | | | |

| RPI 1-25 | | | | RPI 26-50 | | | | RPI 51-100 | | | | RPI 101+ Team's RPI: 218 | | | |
|---------------------------|---|-----------------|--------|-----------|---|------------------|-------|------------|---|----------|-------|--------------------------|---|------------------|-------|
| RPI | S | Opponent | Score | RPI | S | Opponent | Score | RPI | S | Opponent | Score | RPI | S | Opponent | Score |
| 2 | A | Baylor | 39 100 | 49 | A | Auburn | 59 80 | 70 | A | LSU | 44 76 | 155 | A | Texas St. | 67 72 |
| | | | | | | | | 74 | A | SFA | 62 70 | 193 | N | Delaware | 56 71 |
| | | | | | | | | 82 | A | Tulane | 46 71 | 225 | N | Texas Southern | 58 57 |
| | | | | | | | | | | | | 266 | A | UTEP | 58 56 |
| | | | | | | | | | | | | 271 | H | Mississippi Val. | 72 47 |
| | | | | | | | | | | | | 305 | H | Houston Baptist | 77 54 |
| | | | | | | | | | | | | 312 | A | La.-Monroe | 55 54 |
| | | | | | | | | | | | | 321 | H | Incarnate Word | 86 62 |
| | | | | | | | | | | | | 325 | H | Northwestern St. | 97 86 |
| | | | | | | | | | | | | 334 | H | McNeese | 68 69 |
| LAST 12 Division I GAMES: | | | | | | | | | | | | | | | |
| 193 | N | Delaware | 56 71 | 325 | H | Northwestern St. | 97 86 | 70 | A | LSU | 44 76 | 312 | A | La.-Monroe | 55 54 |
| 155 | A | Texas St. | 67 72 | 74 | A | SFA | 62 70 | 82 | A | Tulane | 46 71 | 271 | H | Mississippi Val. | 72 47 |
| 334 | H | McNeese | 68 69 | 225 | N | Texas Southern | 58 57 | | | | | | | | |
| 305 | H | Houston Baptist | 77 54 | | | | | | | | | | | | |
| 74 | A | SFA | 62 70 | | | | | | | | | | | | |
| 321 | H | Incarnate Word | 86 62 | | | | | | | | | | | | |

Non-Div I Games: Southern-N.O. 86 49 William Carey 86 45

Nicholls St.

| | | | | | | | | | | |
|-------------------|----------|-----------|----------------|------------|-------------|---------------|------|------|-------|-----------|
| Average RPI Win: | 290 | WON-LOST | WINNING | LAST 10 | STRENGTH OF | OPP. STRENGTH | TEAM | ADJ. | CONF. | ADJ CONF. |
| Average RPI Loss: | 165 | RECORD | PCT. RANK | GAMES | SCHEDULE | OF SCHEDULE | RPI | RPI | RPI | RPI |
| DIV. I ONLY | 7- 8 | 192 | 6-4 | 332 | 237 | 281 | 281 | 32 | 32 | |
| DIV. I NON-CONF. | 3- 8 | 267 | 1- 0 | 262 | 205 | 296 | 296 | 32 | 32 | |
| <hr/> | | | | | | | | | | |
| TOTALS | RPI 1-25 | RPI 26-50 | W-L RECORDS | RPI 51-100 | RPI 101-150 | RPI 150+ | | | | |
| 7- 8 | 0- 0 | 0- 0 | OVERALL | 0- 1 | 0- 3 | 7- 4 | | | | |
| 5- 2 | 0- 0 | 0- 0 | HOME | 0- 0 | 0- 0 | 5- 2 | | | | |
| 1- 6 | 0- 0 | 0- 0 | AWAY | 0- 1 | 0- 3 | 1- 2 | | | | |
| 1- 0 | 0- 0 | 0- 0 | NEUTRAL | 0- 0 | 0- 0 | 1- 0 | | | | |
| 3- 8 | 0- 0 | 0- 0 | NON-CONFERENCE | 0- 1 | 0- 3 | 3- 4 | | | | |
| 2- 2 | 0- 0 | 0- 0 | HOME | 0- 0 | 0- 0 | 2- 2 | | | | |
| 0- 6 | 0- 0 | 0- 0 | AWAY | 0- 1 | 0- 3 | 0- 2 | | | | |
| 1- 0 | 0- 0 | 0- 0 | NEUTRAL | 0- 0 | 0- 0 | 1- 0 | | | | |
| 4- 0 | 0- 0 | 0- 0 | CONFERENCE | 0- 0 | 0- 0 | 4- 0 | | | | |
| 3- 0 | 0- 0 | 0- 0 | HOME | 0- 0 | 0- 0 | 3- 0 | | | | |
| 1- 0 | 0- 0 | 0- 0 | AWAY | 0- 0 | 0- 0 | 1- 0 | | | | |
| 0- 0 | 0- 0 | 0- 0 | NEUTRAL | 0- 0 | 0- 0 | 0- 0 | | | | |

| RPI 1-25 | | | | RPI 26-50 | | | | RPI 51-100 | | | | RPI 101+ | | | | Team's RPI: 281 |
|---------------------------|---|----------|-------|-----------|---|-----------------|-------|------------|---|----------------|-------|----------|---|-----------------|-------|-----------------|
| RPI | S | Opponent | Score | RPI | S | Opponent | Score | RPI | S | Opponent | Score | RPI | S | Opponent | Score | |
| | | | | | | | | 69 | A | Old Domini on | 53 69 | 108 | A | Wake Forest | 61 63 | |
| | | | | | | | | | | | | 118 | A | Lehigh | 41 62 | |
| | | | | | | | | | | | | 148 | A | High Point | 51 83 | |
| | | | | | | | | | | | | 159 | H | William & Mary | 44 55 | |
| | | | | | | | | | | | | 191 | A | Ole Miss | 42 60 | |
| | | | | | | | | | | | | 197 | H | Navy | 65 58 | |
| | | | | | | | | | | | | 248 | H | Bethune-Cookman | 57 50 | |
| | | | | | | | | | | | | 259 | H | Campbell | 49 57 | |
| | | | | | | | | | | | | 265 | N | Liberty | 66 53 | |
| | | | | | | | | | | | | 268 | A | La Salle | 52 62 | |
| | | | | | | | | | | | | 287 | A | Coppin St. | 68 63 | |
| | | | | | | | | | | | | 343 | H | Florida A&M | 60 58 | |
| | | | | | | | | | | | | 346 | H | Longwood | 74 42 | |
| | | | | | | | | | | | | 347 | H | Delaware St. | 63 50 | |
| <hr/> | | | | | | | | | | | | | | | | |
| LAST 12 Division I GAMES: | | | | | | | | | | | | | | | | |
| | | | | 265 | N | Liberty | 66 53 | 159 | H | William & Mary | 44 55 | | | | | |
| | | | | 248 | H | Bethune-Cookman | 57 50 | 148 | A | High Point | 51 83 | | | | | |
| | | | | 287 | A | Coppin St. | 68 63 | 346 | H | Longwood | 74 42 | | | | | |
| | | | | 343 | H | Florida A&M | 60 58 | 268 | A | La Salle | 52 62 | | | | | |
| | | | | 347 | H | Delaware St. | 63 50 | 118 | A | Lehigh | 41 62 | | | | | |
| | | | | 108 | A | Wake Forest | 61 63 | 259 | H | Campbell | 49 57 | | | | | |

Non-Div I Games: Cheyney 93 40 Saint Augustine's 71 38

Norfolk St.

Average RPI Win: 257

Average RPI Loss: 126

WON-LOST
RECORDWINNING
PCT. RANKLAST 10
GAMESSTRENGTH OF
SCHEDULEOPP. STRENGTH
OF SCHEDULETEAM
RPIADJ.
RPICONF.
RPIADJ CONF.
RPIDIV. I ONLY
DIV. I NON-CONF.8- 2
5- 133
378-2
0- 0337
349189
77161
174161
17426
2726
27

TOTALS

RPI 1-25

RPI 26-50

W-L RECORDS

RPI 51-100

RPI 101-150

RPI 150+

8- 2

0- 0

0- 0

OVERALL

0- 1

0- 0

8- 1

2- 1

0- 0

0- 0

HOME

0- 1

0- 0

2- 0

4- 1

0- 0

0- 0

AWAY

0- 0

0- 0

4- 1

2- 0

0- 0

0- 0

NEUTRAL

0- 0

0- 0

2- 0

5- 1

0- 0

0- 0

NON-CONFERENCE

0- 0

0- 0

5- 1

1- 0

0- 0

0- 0

HOME

0- 0

0- 0

1- 0

2- 1

0- 0

0- 0

AWAY

0- 0

0- 0

2- 1

2- 0

0- 0

0- 0

NEUTRAL

0- 0

0- 0

2- 0

3- 1

0- 0

0- 0

CONFERENCE

0- 1

0- 0

3- 0

1- 1

0- 0

0- 0

HOME

0- 1

0- 0

1- 0

2- 0

0- 0

0- 0

AWAY

0- 0

0- 0

2- 0

0- 0

0- 0

0- 0

NEUTRAL

0- 0

0- 0

0- 0

RPI 1-25

RPI 26-50

RPI 51-100

RPI 101+

Team's RPI: 161

RPI S Opponent Score

RPI S Opponent Score

RPI S Opponent Score

RPI S Opponent Score

81 H FGCU

52 68

171 A Xavier 81 94

174 A Vanderbilt 74 71

219 A Jacksonville 62 59

224 N Southeast Mo. St. 80 67

263 H Alabama St. 68 42

271 A Mississippi Val. 86 72

282 A North Florida 70 64

306 H NJIT 72 60

318 N Western Caro. 89 66

LAST 12 Division I GAMES:

219 A Jacksonville 62 59

306 H NJIT 72 60

81 H FGCU 52 68

282 A North Florida 70 64

271 A Mississippi Val. 86 72

171 A Xavier 81 94

318 N Western Caro. 89 66

224 N Southeast Mo. St. 80 67

263 H Alabama St. 68 42

174 A Vanderbilt 74 71

Non-Div I Games:

Stillman

99 43

Martin Methodist

79 48

Lane

98 57

Blue Mountain (MS) 70 42

North Ala.

| | | | | | | | | | | |
|-------------------|----------|-----------|----------------|------------|-------------|---------------|------|------|-------|-----------|
| Average RPI Win: | 146 | WON-LOST | WINNING | LAST 10 | STRENGTH OF | OPP. STRENGTH | TEAM | ADJ. | CONF. | ADJ CONF. |
| Average RPI Loss: | 51 | RECORD | PCT. RANK | GAMES | SCHEDULE | OF SCHEDULE | RPI | RPI | RPI | RPI |
| DIV. I ONLY | 10- 8 | 140 | 5-5 | 7 | 76 | 40 | 40 | 1 | 1 | |
| DIV. I NON-CONF. | 9- 5 | 105 | 0- 0 | 26 | 156 | 46 | 46 | 1 | 1 | |
| ----- | | | | | | | | | | |
| TOTALS | RPI 1-25 | RPI 26-50 | W-L RECORDS | RPI 51-100 | RPI 101-150 | RPI 150+ | | | | |
| 10- 8 | 0- 3 | 1- 2 | OVERALL | 1- 2 | 5- 1 | 3- 0 | | | | |
| 6- 2 | 0- 1 | 0- 0 | HOME | 1- 1 | 3- 0 | 2- 0 | | | | |
| 1- 4 | 0- 2 | 0- 0 | AWAY | 0- 1 | 0- 1 | 1- 0 | | | | |
| 3- 2 | 0- 0 | 1- 2 | NEUTRAL | 0- 0 | 2- 0 | 0- 0 | | | | |
| 9- 5 | 0- 0 | 1- 2 | NON-CONFERENCE | 1- 2 | 4- 1 | 3- 0 | | | | |
| 5- 1 | 0- 0 | 0- 0 | HOME | 1- 1 | 2- 0 | 2- 0 | | | | |
| 1- 2 | 0- 0 | 0- 0 | AWAY | 0- 1 | 0- 1 | 1- 0 | | | | |
| 3- 2 | 0- 0 | 1- 2 | NEUTRAL | 0- 0 | 2- 0 | 0- 0 | | | | |
| 1- 3 | 0- 3 | 0- 0 | CONFERENCE | 0- 0 | 1- 0 | 0- 0 | | | | |
| 1- 1 | 0- 1 | 0- 0 | HOME | 0- 0 | 1- 0 | 0- 0 | | | | |
| 0- 2 | 0- 2 | 0- 0 | AWAY | 0- 0 | 0- 0 | 0- 0 | | | | |
| 0- 0 | 0- 0 | 0- 0 | NEUTRAL | 0- 0 | 0- 0 | 0- 0 | | | | |

| RPI 1-25 | | | | RPI 26-50 | | | | RPI 51-100 | | | | RPI 101+ | | | |
|----------|---|-------------|-------|-----------|---|----------|-------|------------|---|----------|-------|----------|---|-------------|-------|
| RPI | S | Opponent | Score | RPI | S | Opponent | Score | RPI | S | Opponent | Score | RPI | S | Opponent | Score |
| 5 | A | Syracuse | 77 90 | 27 | N | Kentucky | 75 85 | 62 | H | Kent St. | 73 60 | 108 | H | Wake Forest | 84 61 |
| 7 | A | Louisville | 66 73 | 41 | N | UCLA | 83 49 | 86 | A | Ohio St. | 69 76 | 117 | N | Rice | 71 50 |
| 21 | H | Florida St. | 63 64 | 49 | N | Auburn | 81 86 | 89 | H | Maine | 73 85 | 122 | A | Colorado | 74 86 |
| | | | | | | | | | | | | | | | |
| | | | | | | | | | | | | | | | |
| | | | | | | | | | | | | | | | |
| | | | | | | | | | | | | | | | |
| | | | | | | | | | | | | | | | |
| | | | | | | | | | | | | | | | |
| | | | | | | | | | | | | | | | |
| | | | | | | | | | | | | | | | |
| | | | | | | | | | | | | | | | |
| | | | | | | | | | | | | | | | |
| | | | | | | | | | | | | | | | |
| | | | | | | | | | | | | | | | |
| | | | | | | | | | | | | | | | |
| | | | | | | | | | | | | | | | |
| | | | | | | | | | | | | | | | |
| | | | | | | | | | | | | | | | |
| | | | | | | | | | | | | | | | |
| | | | | | | | | | | | | | | | |
| | | | | | | | | | | | | | | | |
| | | | | | | | | | | | | | | | |
| | | | | | | | | | | | | | | | |
| | | | | | | | | | | | | | | | |
| | | | | | | | | | | | | | | | |
| | | | | | | | | | | | | | | | |
| | | | | | | | | | | | | | | | |
| | | | | | | | | | | | | | | | |
| | | | | | | | | | | | | | | | |
| | | | | | | | | | | | | | | | |
| | | | | | | | | | | | | | | | |
| | | | | | | | | | | | | | | | |
| | | | | | | | | | | | | | | | |
| | | | | | | | | | | | | | | | |
| | | | | | | | | | | | | | | | |
| | | | | | | | | | | | | | | | |
| | | | | | | | | | | | | | | | |
| | | | | | | | | | | | | | | | |
| | | | | | | | | | | | | | | | |
| | | | | | | | | | | | | | | | |
| | | | | | | | | | | | | | | | |
| | | | | | | | | | | | | | | | |
| | | | | | | | | | | | | | | | |
| | | | | | | | | | | | | | | | |
| | | | | | | | | | | | | | | | |
| | | | | | | | | | | | | | | | |
| | | | | | | | | | | | | | | | |
| | | | | | | | | | | | | | | | |
| | | | | | | | | | | | | | | | |
| | | | | | | | | | | | | | | | |
| | | | | | | | | | | | | | | | |
| | | | | | | | | | | | | | | | |
| | | | | | | | | | | | | | | | |
| | | | | | | | | | | | | | | | |
| | | | | | | | | | | | | | | | |
| | | | | | | | | | | | | | | | |
| | | | | | | | | | | | | | | | |
| | | | | | | | | | | | | | | | |
| | | | | | | | | | | | | | | | |
| | | | | | | | | | | | | | | | |
| | | | | | | | | | | | | | | | |
| | | | | | | | | | | | | | | | |
| | | | | | | | | | | | | | | | |
| | | | | | | | | | | | | | | | |
| | | | | | | | | | | | | | | | |
| | | | | | | | | | | | | | | | |
| | | | | | | | | | | | | | | | |
| | | | | | | | | | | | | | | | |
| | | | | | | | | | | | | | | | |
| | | | | | | | | | | | | | | | |
| | | | | | | | | | | | | | | | |
| | | | | | | | | | | | | | | | |
| | | | | | | | | | | | | | | | |
| | | | | | | | | | | | | | | | |
| | | | | | | | | | | | | | | | |
| | | | | | | | | | | | | | | | |
| | | | | | | | | | | | | | | | |
| | | | | | | | | | | | | | | | |
| | | | | | | | | | | | | | | | |
| | | | | | | | | | | | | | | | |
| | | | | | | | | | | | | | | | |
| | | | | | | | | | | | | | | | |
| | | | | | | | | | | | | | | | |
| | | | | | | | | | | | | | | | |
| | | | | | | | | | | | | | | | |
| | | | | | | | | | | | | | | | |
| | | | | | | | | | | | | | | | |
| | | | | | | | | | | | | | | | |
| | | | | | | | | | | | | | | | |
| | | | | | | | | | | | | | | | |
| | | | | | | | | | | | | | | | |
| | | | | | | | | | | | | | | | |
| | | | | | | | | | | | | | | | |
| | | | | | | | | | | | | | | | |
| | | | | | | | | | | | | | | | |
| | | | | | | | | | | | | | | | |
| | | | | | | | | | | | | | | | |
| | | | | | | | | | | | | | | | |
| | | | | | | | | | | | | | | | |
| | | | | | | | | | | | | | | | |
| | | | | | | | | | | | | | | | |
| | | | | | | | | | | | | | | | |
| | | | | | | | | | | | | | | | |
| | | | | | | | | | | | | | | | |
| | | | | | | | | | | | | | | | |
| | | | | | | | | | | | | | | | |
| | | | | | | | | | | | | | | | |
| | | | | | | | | | | | | | | | |
| | | | | | | | | | | | | | | | |
| | | | | | | | | | | | | | | | |
| | | | | | | | | | | | | | | | |
| | | | | | | | | | | | | | | | |
| | | | | | | | | | | | | | | | |
| | | | | | | | | | | | | | | | |
| | | | | | | | | | | | | | | | |
| | | | | | | | | | | | | | | | |
| | | | | | | | | | | | | | | | |
| | | | | | | | | | | | | | | | |
| | | | | | | | | | | | | | | | |
| | | | | | | | | | | | | | | | |
| | | | | | | | | | | | | | | | |
| | | | | | | | | | | | | | | | |
| | | | | | | | | | | | | | | | |
| | | | | | | | | | | | | | | | |
| | | | | | | | | | | | | | | | |
| | | | | | | | | | | | | | | | |
| | | | | | | | | | | | | | | | |
| | | | | | | | | | | | | | | | |
| | | | | | | | | | | | | | | | |
| | | | | | | | | | | | | | | | |
| | | | | | | | | | | | | | | | |
| | | | | | | | | | | | | | | | |
| | | | | | | | | | | | | | | | |
| | | | | | | | | | | | | | | | |
| | | | | | | | | | | | | | | | |
| | | | | | | | | | | | | | | | |
| | | | | | | | | | | | | | | | |
| | | | | | | | | | | | | | | | |
| | | | | | | | | | | | | | | | |
| | | | | | | | | | | | | | | | |
| | | | | | | | | | | | | | | | |
| | | | | | | | | | | | | | | | |
| | | | | | | | | | | | | | | | |
| | | | | | | | | | | | | | | | |
| | | | | | | | | | | | | | | | |
| | | | | | | | | | | | | | | | |
| | | | | | | | | | | | | | | | |
| | | | | | | | | | | | | | | | |
| | | | | | | | | | | | | | | | |
| | | | | | | | | | | | | | | | |
| | | | | | | | | | | | | | | | |
| | | | | | | | | | | | | | | | |
| | | | | | | | | | | | | | | | |
| | | | | | | | | | | | | | | | |
| | | | | | | | | | | | | | | | |
| | | | | | | | | | | | | | | | |
| | | | | | | | | | | | | | | | |
| | | | | | | | | | | | | | | | |
| | | | | | | | | | | | | | | | |
| | | | | | | | | | | | | | | | |
| | | | | | | | | | | | | | | | |
| | | | | | | | | | | | | | | | |
| | | | | | | | | | | | | | | | |
| | | | | | | | | | | | | | | | |
| | | | | | | | | | | | | | | | |
| | | | | | | | | | | | | | | | |
| | | | | | | | | | | | | | | | |
| | | | | | | | | | | | | | | | |
| | | | | | | | | | | | | | | | |
| | | | | | | | | | | | | | | | |
| | | | | | | | | | | | | | | | |
| | | | | | | | | | | | | | | | |
| | | | | | | | | | | | | | | | |
| | | | | | | | | | | | | | | | |
| | | | | | | | | | | | | | | | |
| | | | | | | | | | | | | | | | |
| | | | | | | | | | | | | | | | |
| | | | | | | | | | | | | | | | |
| | | | | | | | | | | | | | | | |
| | | | | | | | | | | | | | | | |
| | | | | | | | | | | | | | | | |
| | | | | | | | | | | | | | | | |
| | | | | | | | | | | | | | | | |
| | | | | | | | | | | | | | | | |
| | | | | | | | | | | | | | | | |
| | | | | | | | | | | | | | | | |
| | | | | | | | | | | | | | | | |
| | | | | | | | | | | | | | | | |
| | | | | | | | | | | | | | | | |
| | | | | | | | | | | | | | | | |
| | | | | | | | | | | | | | | | |
| | | | | | | | | | | | | | | | |
| | | | | | | | | | | | | | | | |
| | | | | | | | | | | | | | | | |
| | | | | | | | | | | | | | | | |
| | | | | | | | | | | | | | | | |
| | | | | | | | | | | | | | | | |
| | | | | | | | | | | | | | | | |
| | | | | | | | | | | | | | | | |
| | | | | | | | | | | | | | | | |
| | | | | | | | | | | | | | | | |
| | | | | | | | | | | | | | | | |
| | | | | | | | | | | | | | | | |
| | | | | | | | | | | | | | | | |
| | | | | | | | | | | | | | | | |
| | | | | | | | | | | | | | | | |
| | | | | | | | | | | | | | | | |
| | | | | | | | | | | | | | | | |
| | | | | | | | | | | | | | | | |
| | | | | | | | | | | | | | | | |
| | | | | | | | | | | | | | | | |
| | | | | | | | | | | | | | | | |
| | | | | | | | | | | | | | | | |
| | | | | | | | | | | | | | | | |
| | | | | | | | | | | | | | | | |
| | | | | | | | | | | | | | | | |
| | | | | | | | | | | | | | | | |
| | | | | | | | | | | | | | | | |
| | | | | | | | | | | | | | | | |
| | | | | | | | | | | | | | | | |
| | | | | | | | | | | | | | | | |
| | | | | | | | | | | | | | | | |
| | | | | | | | | | | | | | | | |
| | | | | | | | | | | | | | | | |
| | | | | | | | | | | | | | | | |
| | | | | | | | | | | | | | | | |
| | | | | | | | | | | | | | | | |
| | | | | | | | | | | | | | | | |
| | | | | | | | | | | | | | | | |
| | | | | | | | | | | | | | | | |
| | | | | | | | | | | | | | | | |
| | | | | | | | | | | | | | | | |
| | | | | | | | | | | | | | | | |
| | | | | | | | | | | | | | | | |
| | | | | | | | | | | | | | | | |
| | | | | | | | | | | | | | | | |
| | | | | | | | | | | | | | | | |
| | | | | | | | | | | | | | | | |
| | | | | | | | | | | | | | | | |
| | | | | | | | | | | | | | | | |
| | | | | | | | | | | | | | | | |
| | | | | | | | | | | | | | | | |
| | | | | | | | | | | | | | | | |
| | | | | | | | | | | | | | | | |
| | | | | | | | | | | | | | | | |
| | | | | | | | | | | | | | | | |
| | | | | | | | | | | | | | | | |
| | | | | | | | | | | | | | | | |
| | | | | | | | | | | | | | | | |
| | | | | | | | | | | | | | | | |
| | | | | | | | | | | | | | | | |
| | | | | | | | | | | | | | | | |
| | | | | | | | | | | | | | | | |
| | | | | | | | | | | | | | | | |
| | | | | | | | | | | | | | | | |
| | | | | | | | | | | | | | | | |
| | | | | | | | | | | | | | | | |
| | | | | | | | | | | | | | | | |
| | | | | | | | | | | | | | | | |
| | | | | | | | | | | | | | | | |
| | | | | | | | | | | | | | | | |
| | | | | | | | | | | | | | | | |
| | | | | | | | | | | | | | | | |
| | | | | | | | | | | | | | | | |
| | | | | | | | | | | | | | | | |
| | | | | | | | | | | | | | | | |
| | | | | | | | | | | | | | | | |
| | | | | | | | | | | | | | | | |
| | | | | | | | | | | | | | | | |
| | | | | | | | | | | | | | | | |
| | | | | | | | | | | | | | | | |
| | | | | | | | | | | | | | | | |
| | | | | | | | | | | | | | | | |
| | | | | | | | | | | | | | | | |
| | | | | | | | | | | | | | | | |
| | | | | | | | | | | | | | | | |
| | | | | | | | | | | | | | | | |
| | | | | | | | | | | | | | | | |
| | | | | | | | | | | | | | | | |
| | | | | | | | | | | | | | | | |
| | | | | | | | | | | | | | | | |
| | | | | | | | | | | | | | | | |
| | | | | | | | | | | | | | | | |
| | | | | | | | | | | | | | | | |
| | | | | | | | | | | | | | | | |
| | | | | | | | | | | | | | | | |
| | | | | | | | | | | | | | | | |
| | | | | | | | | | | | | | | | |
| | | | | | | | | | | | | | | | |
| | | | | | | | | | | | | | | | |
| | | | | | | | | | | | | | | | |
| | | | | | | | | | | | | | | | |
| | | | | | | | | | | | | | | | |
| | | | | | | | | | | | | | | | |
| | | | | | | | | | | | | | | | |
| | | | | | | | | | | | | | | | |
| | | | | | | | | | | | | | | | |
| | | | | | | | | | | | | | | | |
| | | | | | | | | | | | | | | | |
| | | | | | | | | | | | | | | | |
| | | | | | | | | | | | | | | | |
| | | | | | | | | | | | | | | | |
| | | | | | | | | | | | | | | | |
| | | | | | | | | | | | | | | | |
| | | | | | | | | | | | | | | | |
| | | | | | | | | | | | | | | | |
| | | | | | | | | | | | | | | | |
| | | | | | | | | | | | | | | | |
| | | | | | | | | | | | | | | | |
| | | | | | | | | | | | | | | | |
| | | | | | | | | | | | | | | | |
| | | | | | | | | | | | | | | | |
| | | | | | | | | | | | | | | | |
| | | | | | | | | | | | | | | | |
| | | | | | | | | | | | | | | | |
| | | | | | | | | | | | | | | | |
| | | | | | | | | | | | | | | | |
| | | | | | | | | | | | | | | | |
| | | | | | | | | | | | | | | | |
| | | | | | | | | | | | | | | | |
| | | | | | | | | | | | | | | | |
| | | | | | | | | | | | | | | | |
| | | | | | | | | | | | | | | | |
| | | | | | | | | | | | | | | | |
| | | | | | | | | | | | | | | | |
| | | | | | | | | | | | | | | | |
| | | | | | | | | | | | | | | | |
| | | | | | | | | | | | | | | | |
| | | | | | | | | | | | | | | | |
| | | | | | | | | | | | | | | | |
| | | | | | | | | | | | | | | | |
| | | | | | | | | | | | | | | | |
| | | | | | | | | | | | | | | | |
| | | | | | | | | | | | | | | | |
| | | | | | | | | | | | | | | | |
| | | | | | | | | | | | | | | | |
| | | | | | | | | | | | | | | | |
| | | | | | | | | | | | | | | | |
| | | | | | | | | | | | | | | | |
| | | | | | | | | | | | | | | | |
| | | | | | | | | | | | | | | | |
| | | | | | | | | | | | | | | | |
| | | | | | | | | | | | | | | | |
| | | | | | | | | | | | | | | | |
| | | | | | | | | | | | | | | | |
| | | | | | | | | | | | | | | | |
| | | | | | | | | | | | | | | | |
| | | | | | | | | | | | | | | | |
| | | | | | | | | | | | | | | | |
| | | | | | | | | | | | | | | | |
| | | | | | | | | | | | | | | | |
| | | | | | | | | | | | | | | | |
| | | | | | | | | | | | | | | | |
| | | | | | | | | | | | | | | | |
| | | | | | | | | | | | | | | | |
| | | | | | | | | | | | | | | | |
| | | | | | | | | | | | | | | | |
| | | | | | | | | | | | | | | | |
| | | | | | | | | | | | | | | | |
| | | | | | | | | | | | | | | | |
| | | | | | | | | | | | | | | | |
| | | | | | | | | | | | | | | | |
| | | | | | | | | | | | | | | | |
| | | | | | | | | | | | | | | | |
| | | | | | | | | | | | | | | | |
| | | | | | | | | | | | | | | | |
| | | | | | | | | | | | | | | | |
| | | | | | | | | | | | | | | | |
| | | | | | | | | | | | | | | | |
| | | | | | | | | | | | | | | | |
| | | | | | | | | | | | | | | | |
| | | | | | | | | | | | | | | | |
| | | | | | | | | | | | | | | | |
| | | | | | | | | | | | | | | | |
| | | | | | | | | | | | | | | | |
| </ | | | | | | | | | | | | | | | |

| | | | | | | | | | | |
|-------------------|----------|-----------|----------------|------------|-------------|---------------|------|------|-------|-----------|
| Average RPI Win: | 265 | WON-LOST | WINNING | LAST 10 | STRENGTH OF | OPP. STRENGTH | TEAM | ADJ. | CONF. | ADJ CONF. |
| Average RPI Loss: | 128 | RECORD | PCT. RANK | GAMES | SCHEDULE | OF SCHEDULE | RPI | RPI | RPI | RPI |
| DIV. I ONLY | 7- 11 | 230 | 6-4 | 227 | 135 | 200 | 200 | 18 | 18 | |
| DIV. I NON-CONF. | 4- 8 | 241 | 0- 0 | 164 | 87 | 186 | 186 | 16 | 16 | |
| ----- | | | | | | | | | | |
| TOTALS | RPI 1-25 | RPI 26-50 | W-L RECORDS | RPI 51-100 | RPI 101-150 | RPI 150+ | | | | |
| 7- 11 | 0- 2 | 0- 1 | OVERALL | 0- 1 | 0- 1 | 7- 6 | | | | |
| 2- 3 | 0- 0 | 0- 1 | HOME | 0- 0 | 0- 0 | 2- 2 | | | | |
| 3- 8 | 0- 2 | 0- 0 | AWAY | 0- 1 | 0- 1 | 3- 4 | | | | |
| 2- 0 | 0- 0 | 0- 0 | NEUTRAL | 0- 0 | 0- 0 | 2- 0 | | | | |
| 4- 8 | 0- 2 | 0- 0 | NON-CONFERENCE | 0- 1 | 0- 1 | 4- 4 | | | | |
| 0- 1 | 0- 0 | 0- 0 | HOME | 0- 0 | 0- 0 | 0- 1 | | | | |
| 2- 7 | 0- 2 | 0- 0 | AWAY | 0- 1 | 0- 1 | 2- 3 | | | | |
| 2- 0 | 0- 0 | 0- 0 | NEUTRAL | 0- 0 | 0- 0 | 2- 0 | | | | |
| 3- 3 | 0- 0 | 0- 1 | CONFERENCE | 0- 0 | 0- 0 | 3- 2 | | | | |
| 2- 2 | 0- 0 | 0- 1 | HOME | 0- 0 | 0- 0 | 2- 1 | | | | |
| 1- 1 | 0- 0 | 0- 0 | AWAY | 0- 0 | 0- 0 | 1- 1 | | | | |
| 0- 0 | 0- 0 | 0- 0 | NEUTRAL | 0- 0 | 0- 0 | 0- 0 | | | | |

| RPI 1-25 | | | | RPI 26-50 | | | | RPI 51-100 | | | | RPI 101+ Team's RPI: 200 | | | | | | | |
|---------------------------|---|-------------------|--------|-----------|---|------------------|-------|------------|---|--------------|-------|--------------------------|---|-------------------|--------|--|--|--|--|
| RPI | S | Opponent | Score | RPI | S | Opponent | Score | RPI | S | Opponent | Score | RPI | S | Opponent | Score | | | | |
| 5 | A | Syracuse | 49 85 | 26 | H | South Dakota St. | 48 66 | 76 | A | UNI | 60 64 | 111 | A | Penn St. | 68 75 | | | | |
| 11 | A | Iowa St. | 35 87 | | | | | | | | | 163 | A | Denver | 66 87 | | | | |
| | | | | | | | | | | | | 165 | A | Oral Roberts | 75 67 | | | | |
| | | | | | | | | | | | | 172 | A | Illinois St. | 55 67 | | | | |
| | | | | | | | | | | | | 173 | A | Rhode Island | 63 77 | | | | |
| | | | | | | | | | | | | 181 | H | Milwaukee | 46 64 | | | | |
| | | | | | | | | | | | | 198 | A | Massachusetts | 59 52 | | | | |
| | | | | | | | | | | | | 234 | H | Western Ill. | 80 92 | | | | |
| | | | | | | | | | | | | 251 N | | San Francisco | 100 97 | | | | |
| | | | | | | | | | | | | 252 | A | Stetson | 63 74 | | | | |
| | | | | | | | | | | | | 295 N | | Western Mich. | 62 50 | | | | |
| | | | | | | | | | | | | 299 | A | Valparaiso | 62 56 | | | | |
| | | | | | | | | | | | | 311 | H | Omaha | 68 57 | | | | |
| | | | | | | | | | | | | 336 | H | Purdue Fort Wayne | 79 60 | | | | |
| ----- | | | | | | | | | | | | | | | | | | | |
| LAST 12 Division I GAMES: | | | | | | | | | | | | | | | | | | | |
| 311 | H | Omaha | 68 57 | 26 | H | South Dakota St. | 48 66 | 234 | H | Western Ill. | 80 92 | | | | | | | | |
| 163 | A | Denver | 66 87 | 252 | A | Stetson | 63 74 | 11 | A | Iowa St. | 35 87 | | | | | | | | |
| 165 | A | Oral Roberts | 75 67 | 181 | H | Milwaukee | 46 64 | 76 | A | UNI | 60 64 | | | | | | | | |
| 336 | H | Purdue Fort Wayne | 79 60 | | | | | | | | | | | | | | | | |
| 251 N | | San Francisco | 100 97 | | | | | | | | | | | | | | | | |
| 295 N | | Western Mich. | 62 50 | | | | | | | | | | | | | | | | |

Non-Div I Games: Mayville St. 84 50

North Dakota

| | | | | | | | | | | |
|-------------------|----------|-----------|----------------|------------|-------------|---------------|------|------|-------|-----------|
| Average RPI Win: | 296 | WON-LOST | WINNING | LAST 10 | STRENGTH OF | OPP. STRENGTH | TEAM | ADJ. | CONF. | ADJ CONF. |
| Average RPI Loss: | 163 | RECORD | PCT. RANK | GAMES | SCHEDULE | OF SCHEDULE | RPI | RPI | RPI | RPI |
| DIV. I ONLY | 4- 12 | 291 | 3-7 | 291 | 212 | 319 | 319 | 18 | 18 | |
| DIV. I NON-CONF. | 2- 9 | 297 | 0- 0 | 288 | 196 | 328 | 328 | 16 | 16 | |
| ----- | | | | | | | | | | |
| TOTALS | RPI 1-25 | RPI 26-50 | W-L RECORDS | RPI 51-100 | RPI 101-150 | RPI 150+ | | | | |
| 4- 12 | 0- 1 | 0- 0 | OVERALL | 0- 2 | 0- 1 | 4- 8 | | | | |
| 3- 4 | 0- 1 | 0- 0 | HOME | 0- 1 | 0- 0 | 3- 2 | | | | |
| 1- 6 | 0- 0 | 0- 0 | AWAY | 0- 1 | 0- 1 | 1- 4 | | | | |
| 0- 2 | 0- 0 | 0- 0 | NEUTRAL | 0- 0 | 0- 0 | 0- 2 | | | | |
| 2- 9 | 0- 0 | 0- 0 | NON-CONFERENCE | 0- 2 | 0- 1 | 2- 6 | | | | |
| 1- 3 | 0- 0 | 0- 0 | HOME | 0- 1 | 0- 0 | 1- 2 | | | | |
| 1- 4 | 0- 0 | 0- 0 | AWAY | 0- 1 | 0- 1 | 1- 2 | | | | |
| 0- 2 | 0- 0 | 0- 0 | NEUTRAL | 0- 0 | 0- 0 | 0- 2 | | | | |
| 2- 3 | 0- 1 | 0- 0 | CONFERENCE | 0- 0 | 0- 0 | 2- 2 | | | | |
| 2- 1 | 0- 1 | 0- 0 | HOME | 0- 0 | 0- 0 | 2- 0 | | | | |
| 0- 2 | 0- 0 | 0- 0 | AWAY | 0- 0 | 0- 0 | 0- 2 | | | | |
| 0- 0 | 0- 0 | 0- 0 | NEUTRAL | 0- 0 | 0- 0 | 0- 0 | | | | |

| RPI 1-25 | | | | RPI 26-50 | | | | RPI 51-100 | | | | RPI 101+ | | | | Team's RPI: 319 |
|---------------------------|---|-------------------|--------------|-----------|---|---------------|--------------|------------|---|-----------|--------------|----------|---|-------------------|--------------|-----------------|
| RPI | S | Opponent | Score | RPI | S | Opponent | Score | RPI | S | Opponent | Score | RPI | S | Opponent | Score | |
| 23 | H | South Dakota | 41 67 | | | | | 60 | H | Creighton | 51 86 | 104 | A | Northern Ill. | 63 81 | |
| | | | | | | | | 65 | A | Pacific | 68 75 | 160 | A | Wisconsin | 53 64 | |
| | | | | | | | | | | | | 163 | A | Denver | 54 81 | |
| | | | | | | | | | | | | 181 | H | Milwaukee | 55 57 | |
| | | | | | | | | | | | | 192 | H | UMKC | 59 69 | |
| | | | | | | | | | | | | 199 | N | North Texas | 78 92 | |
| | | | | | | | | | | | | 234 | H | Western Ill. | 68 60 | |
| | | | | | | | | | | | | 251 | N | San Francisco | 42 75 | |
| | | | | | | | | | | | | 252 | A | Stetson | 59 60 | |
| | | | | | | | | | | | | 299 | A | Valparaiso | 51 48 | |
| | | | | | | | | | | | | 311 | A | Omaha | 61 78 | |
| | | | | | | | | | | | | 313 | H | New Hampshire | 56 51 | |
| | | | | | | | | | | | | 336 | H | Purdue Fort Wayne | 70 54 | |
| ----- | | | | | | | | | | | | | | | | |
| LAST 12 Division I GAMES: | | | | | | | | | | | | | | | | |
| 311 | A | Omaha | 61 78 | 163 | A | Denver | 54 81 | | | | | | | | | |
| 23 | H | South Dakota | 41 67 | 234 | H | Western Ill. | 68 60 | | | | | | | | | |
| 336 | H | Purdue Fort Wayne | 70 54 | 181 | H | Milwaukee | 55 57 | | | | | | | | | |
| 252 | A | Stetson | 59 60 | 192 | H | UMKC | 59 69 | | | | | | | | | |
| 251 | N | San Francisco | 42 75 | 104 | A | Northern Ill. | 63 81 | | | | | | | | | |
| 299 | A | Valparaiso | 51 48 | 199 | N | North Texas | 78 92 | | | | | | | | | |

Non-Div I Games: Mayville St. 49 43

North Dakota St.

North Florida

Through Games Of Jan. 18, 2019

Average RPI Win: 316
Average RPI Loss: 145WON-LOST
RECORDWINNING
PCT. RANKLAST 10
GAMESSTRENGTH OF
SCHEDULEOPP. STRENGTH
OF SCHEDULETEAM
RPIADJ.
RPICONF.
RPIADJ CONF.
RPIDIV. I ONLY
DIV. I NON-CONF.5- 8
3- 6233
2414-6
0- 0273
299249
225282
311282
31126
2726
27

TOTALS

RPI 1-25

RPI 26-50

W-L RECORDS

RPI 51-100

RPI 101-150

RPI 150+

5- 8
4- 3
1- 5
0- 00- 2
0- 0
0- 2
0- 00- 0
0- 0
0- 0
0- 0OVERALL
HOME
AWAY
NEUTRAL0- 1
0- 1
0- 0
0- 00- 0
0- 0
0- 0
0- 05- 5
4- 2
1- 3
0- 03- 6
3- 1
0- 5
0- 00- 2
0- 0
0- 2
0- 00- 0
0- 0
0- 0
0- 0NON-CONFERENCE
HOME
AWAY
NEUTRAL0- 0
0- 0
0- 0
0- 00- 0
0- 0
0- 0
0- 03- 4
3- 1
0- 3
0- 02- 2
1- 2
1- 0
0- 00- 0
0- 0
0- 0
0- 00- 0
0- 0
0- 0
0- 0CONFERENCE
HOME
AWAY
NEUTRAL0- 1
0- 1
0- 0
0- 00- 0
0- 0
0- 0
0- 02- 1
1- 1
1- 0
0- 0

RPI 1-25

RPI 26-50

RPI 51-100

RPI 101+

Team's RPI: 282

| RPI | S | Opponent | Score |
|-----|---|-------------|-------|
| 20 | A | Indiana | 52 75 |
| 21 | A | Florida St. | 53 74 |

| RPI | S | Opponent | Score |
|-----|---|----------|--------|
| 81 | H | FGCU | 66 105 |

| RPI | S | Opponent | Score |
|-----|---|----------|--------|
| 81 | H | FGCU | 66 105 |

| RPI | S | Opponent | Score |
|-----|---|-----------------|-------|
| 161 | H | North Ala. | 64 70 |
| 179 | A | Colorado St. | 59 61 |
| 191 | A | Ole Miss | 69 82 |
| 248 | A | Bethune-Cookman | 60 76 |
| 252 | H | Stetson | 71 57 |
| 258 | H | Alabama A&M | 62 63 |
| 315 | H | FIU | 62 53 |
| 331 | A | Lipscomb | 68 53 |
| 341 | H | Charleston So. | 82 76 |
| 343 | H | Florida A&M | 64 53 |

LAST 12 Division I GAMES:

| | | | | | | | |
|-----|---|-----------------|-------|-----|---|----------------|--------|
| 331 | A | Lipscomb | 68 53 | 252 | H | Stetson | 71 57 |
| 161 | H | North Ala. | 64 70 | 81 | H | FGCU | 66 105 |
| 191 | A | Ole Miss | 69 82 | 179 | A | Colorado St. | 59 61 |
| 258 | H | Alabama A&M | 62 63 | 341 | H | Charleston So. | 82 76 |
| 248 | A | Bethune-Cookman | 60 76 | 20 | A | Indiana | 52 75 |
| 315 | H | FIU | 62 53 | 343 | H | Florida A&M | 64 53 |

Non-Div I Games: Trinity Baptist 99 40 Warner 67 36

North Florida

Loss, Non-Conf, S Site, H Home A Away N Neutral

| | | | | | | | | | | |
|-------------------|----------|-----------|----------------|------------|-------------|---------------|------|------|-------|-----------|
| Average RPI Win: | 233 | WON-LOST | WINNING | LAST 10 | STRENGTH OF | OPP. STRENGTH | TEAM | ADJ. | CONF. | ADJ CONF. |
| Average RPI Loss: | 130 | RECORD | PCT. RANK | GAMES | SCHEDULE | OF SCHEDULE | RPI | RPI | RPI | RPI |
| DIV. I ONLY | 7- 6 | 147 | 8-2 | 258 | 102 | 199 | 199 | 16 | 16 | |
| DIV. I NON-CONF. | 4- 5 | 190 | 0- 0 | 205 | 113 | 229 | 229 | 19 | 19 | |
| ----- | | | | | | | | | | |
| TOTALS | RPI 1-25 | RPI 26-50 | W-L RECORDS | RPI 51-100 | RPI 101-150 | RPI 150+ | | | | |
| 7- 6 | 0- 0 | 0- 2 | OVERALL | 0- 1 | 1- 0 | 6- 3 | | | | |
| 4- 3 | 0- 0 | 0- 1 | HOME | 0- 0 | 1- 0 | 3- 2 | | | | |
| 2- 2 | 0- 0 | 0- 1 | AWAY | 0- 0 | 0- 0 | 2- 1 | | | | |
| 1- 1 | 0- 0 | 0- 0 | NEUTRAL | 0- 1 | 0- 0 | 1- 0 | | | | |
| 4- 5 | 0- 0 | 0- 2 | NON-CONFERENCE | 0- 1 | 1- 0 | 3- 2 | | | | |
| 3- 2 | 0- 0 | 0- 1 | HOME | 0- 0 | 1- 0 | 2- 1 | | | | |
| 0- 2 | 0- 0 | 0- 1 | AWAY | 0- 0 | 0- 0 | 0- 1 | | | | |
| 1- 1 | 0- 0 | 0- 0 | NEUTRAL | 0- 1 | 0- 0 | 1- 0 | | | | |
| 3- 1 | 0- 0 | 0- 0 | CONFERENCE | 0- 0 | 0- 0 | 3- 1 | | | | |
| 1- 1 | 0- 0 | 0- 0 | HOME | 0- 0 | 0- 0 | 1- 1 | | | | |
| 2- 0 | 0- 0 | 0- 0 | AWAY | 0- 0 | 0- 0 | 2- 0 | | | | |
| 0- 0 | 0- 0 | 0- 0 | NEUTRAL | 0- 0 | 0- 0 | 0- 0 | | | | |

| RPI 1-25 | | | | RPI 26-50 | | | | RPI 51-100 | | | | RPI 101+ | | | | Team's RPI: 199 |
|---------------------------|---|----------|-------|-----------|---|-----------------|--------|------------|---|------------------|-------|----------|---|------------------|--------|-----------------|
| RPI | S | Opponent | Score | RPI | S | Opponent | Score | RPI | S | Opponent | Score | RPI | S | Opponent | Score | |
| | | | | 30 | H | Texas | 54 64 | 56 | N | Wyoming | 49 53 | 110 | H | Missouri St. | 83 76 | |
| | | | | 47 | A | Kansas St. | 42 60 | | | | | 151 | A | Louisiana Tech | 65 54 | |
| | | | | | | | | | | | | 153 | H | Utah St. | 41 57 | |
| | | | | | | | | | | | | 211 | A | Southern Miss. | 62 48 | |
| | | | | | | | | | | | | 230 | A | SMU | 66 73 | |
| | | | | | | | | | | | | 261 | H | UTSA | 54 57 | |
| | | | | | | | | | | | | 266 | H | UTEP | 70 51 | |
| | | | | | | | | | | | | 272 | H | CSU Bakersfield | 71 59 | |
| | | | | | | | | | | | | 305 | H | Houston Baptist | 100 75 | |
| | | | | | | | | | | | | 319 | N | North Dakota St. | 92 78 | |
| LAST 12 Division I GAMES: | | | | | | | | | | | | | | | | |
| | | | | 211 | A | Southern Miss. | 62 48 | 261 | H | UTSA | 54 57 | | | | | |
| | | | | 151 | A | Louisiana Tech | 65 54 | 266 | H | UTEP | 70 51 | | | | | |
| | | | | 272 | H | CSU Bakersfield | 71 59 | 230 | A | SMU | 66 73 | | | | | |
| | | | | 153 | H | Utah St. | 41 57 | 319 | N | North Dakota St. | 92 78 | | | | | |
| | | | | 305 | H | Houston Baptist | 100 75 | 56 | N | Wyoming | 49 53 | | | | | |
| | | | | 110 | H | Missouri St. | 83 76 | 47 | A | Kansas St. | 42 60 | | | | | |

Non-Div I Games: Mid-Amer. Christian 82 35 Xavier (LA) 59 46 Okla. Panhandle 93 52

North Texas

| | | | | | | | | | | | |
|------------------|----------|-------|-----------|-----------|----------------|-------------|---------------|-------------|------|----------|-----------|
| Average RPI | Win: | 181 | WON-LOST | WINNING | LAST 10 | STRENGTH OF | OPP. STRENGTH | TEAM | ADJ. | CONF. | ADJ CONF. |
| Average RPI | Loss: | 99 | RECORD | PCT. RANK | GAMES | SCHEDULE | OF SCHEDULE | RPI | RPI | RPI | RPI |
| DIV. I ONLY | | 12- 4 | | 50 | 6-4 | 110 | 171 | 51 | 51 | 10 | 10 |
| DIV. I NON-CONF. | | 10- 1 | | 19 | 0- 0 | 180 | 151 | 33 | 33 | 13 | 13 |
| ----- | | | | | | | | | | | |
| TOTALS | RPI 1-25 | | RPI 26-50 | | W-L RECORDS | RPI 51-100 | | RPI 101-150 | | RPI 150+ | |
| 12- 4 | 0- 0 | | 0- 0 | | OVERALL | 2- 2 | | 2- 2 | | 8- 0 | |
| 8- 1 | 0- 0 | | 0- 0 | | HOME | 1- 0 | | 1- 1 | | 6- 0 | |
| 4- 3 | 0- 0 | | 0- 0 | | AWAY | 1- 2 | | 1- 1 | | 2- 0 | |
| 0- 0 | 0- 0 | | 0- 0 | | NEUTRAL | 0- 0 | | 0- 0 | | 0- 0 | |
| 10- 1 | 0- 0 | | 0- 0 | | NON-CONFERENCE | 2- 0 | | 2- 1 | | 6- 0 | |
| 6- 0 | 0- 0 | | 0- 0 | | HOME | 1- 0 | | 1- 0 | | 4- 0 | |
| 4- 1 | 0- 0 | | 0- 0 | | AWAY | 1- 0 | | 1- 1 | | 2- 0 | |
| 0- 0 | 0- 0 | | 0- 0 | | NEUTRAL | 0- 0 | | 0- 0 | | 0- 0 | |
| 2- 3 | 0- 0 | | 0- 0 | | CONFERENCE | 0- 2 | | 0- 1 | | 2- 0 | |
| 2- 1 | 0- 0 | | 0- 0 | | HOME | 0- 0 | | 0- 1 | | 2- 0 | |
| 0- 2 | 0- 0 | | 0- 0 | | AWAY | 0- 2 | | 0- 0 | | 0- 0 | |
| 0- 0 | 0- 0 | | 0- 0 | | NEUTRAL | 0- 0 | | 0- 0 | | 0- 0 | |

| RPI 1-25 | | | | RPI 26-50 | | | | RPI 51-100 | | | | RPI 101+ | | | |
|---------------------------|---|----------|-------|-----------|---|----------------|-------|------------|---|---------------|-------|----------|---|----------------|-------|
| RPI | S | Opponent | Score | RPI | S | Opponent | Score | RPI | S | Opponent | Score | RPI | S | Opponent | Score |
| | | | | | | | | 57 | A | James Madison | 49 84 | 103 | A | Dayton | 84 79 |
| | | | | | | | | 89 | H | Maine | 63 55 | 124 | A | Marist | 84 90 |
| | | | | | | | | 91 | A | Towson | 83 88 | 125 | H | Drexel | 59 61 |
| | | | | | | | | 93 | A | Providence | 65 59 | 137 | H | Fordham | 58 54 |
| | | | | | | | | | | | | 158 | H | Boston U. | 81 51 |
| | | | | | | | | | | | | 159 | H | William & Mary | 88 74 |
| | | | | | | | | | | | | 187 | H | Elon | 79 71 |
| | | | | | | | | | | | | 198 | H | Massachusetts | 53 52 |
| | | | | | | | | | | | | 203 | A | Florida | 79 66 |
| | | | | | | | | | | | | 229 | H | Air Force | 54 41 |
| | | | | | | | | | | | | 307 | A | Fairfield | 59 50 |
| | | | | | | | | | | | | 313 | H | New Hampshire | 69 54 |
| ----- | | | | | | | | | | | | | | | |
| LAST 12 Division I GAMES: | | | | | | | | | | | | | | | |
| | | | | 91 | A | Towson | 83 88 | 125 | H | Drexel | 59 61 | | | | |
| | | | | 159 | H | William & Mary | 88 74 | 57 | A | James Madison | 49 84 | | | | |
| | | | | 187 | H | Elon | 79 71 | 307 | A | Fairfield | 59 50 | | | | |
| | | | | 89 | H | Maine | 63 55 | 198 | H | Massachusetts | 53 52 | | | | |
| | | | | 124 | A | Marist | 84 90 | 203 | A | Florida | 79 66 | | | | |
| | | | | 93 | A | Providence | 65 59 | 229 | H | Air Force | 54 41 | | | | |

Non-Div I Games:

Northeastern

| | | | | | | | | | | |
|-------------------|----------|-----------|----------------|------------|-------------|---------------|------|------|-------|-----------|
| Average RPI Win: | 231 | WON-LOST | WINNING | LAST 10 | STRENGTH OF | OPP. STRENGTH | TEAM | ADJ. | CONF. | ADJ CONF. |
| Average RPI Loss: | 143 | RECORD | PCT. RANK | GAMES | SCHEDULE | OF SCHEDULE | RPI | RPI | RPI | RPI |
| DIV. I ONLY | 5- 10 | 250 | 1-9 | 246 | 116 | 254 | 254 | 14 | 14 | |
| DIV. I NON-CONF. | 4- 5 | 190 | 0- 1 | 178 | 115 | 183 | 183 | 10 | 10 | |
| ----- | | | | | | | | | | |
| TOTALS | RPI 1-25 | RPI 26-50 | W-L RECORDS | RPI 51-100 | RPI 101-150 | RPI 150+ | | | | |
| 5- 10 | 0- 0 | 0- 0 | OVERALL | 0- 3 | 2- 2 | 3- 5 | | | | |
| 3- 3 | 0- 0 | 0- 0 | HOME | 0- 1 | 1- 1 | 2- 1 | | | | |
| 2- 6 | 0- 0 | 0- 0 | AWAY | 0- 2 | 1- 1 | 1- 3 | | | | |
| 0- 1 | 0- 0 | 0- 0 | NEUTRAL | 0- 0 | 0- 0 | 0- 1 | | | | |
| 4- 5 | 0- 0 | 0- 0 | NON-CONFERENCE | 0- 3 | 2- 0 | 2- 2 | | | | |
| 2- 1 | 0- 0 | 0- 0 | HOME | 0- 1 | 1- 0 | 1- 0 | | | | |
| 2- 3 | 0- 0 | 0- 0 | AWAY | 0- 2 | 1- 0 | 1- 1 | | | | |
| 0- 1 | 0- 0 | 0- 0 | NEUTRAL | 0- 0 | 0- 0 | 0- 1 | | | | |
| 1- 5 | 0- 0 | 0- 0 | CONFERENCE | 0- 0 | 0- 2 | 1- 3 | | | | |
| 1- 2 | 0- 0 | 0- 0 | HOME | 0- 0 | 0- 1 | 1- 1 | | | | |
| 0- 3 | 0- 0 | 0- 0 | AWAY | 0- 0 | 0- 1 | 0- 2 | | | | |
| 0- 0 | 0- 0 | 0- 0 | NEUTRAL | 0- 0 | 0- 0 | 0- 0 | | | | |

| RPI 1-25 | | | | RPI 26-50 | | | | RPI 51-100 | | | | RPI 101+ | | | | Team's RPI: 254 |
|---------------------------|---|---------------|-------|-----------|---|----------------------|-------|------------|---|-------------|-------|----------|---|----------------------|-------|-----------------|
| RPI | S | Opponent | Score | RPI | S | Opponent | Score | RPI | S | Opponent | Score | RPI | S | Opponent | Score | |
| | | | | | | | | 55 | H | New Mexico | 55 84 | 105 | H | Fresno St. | 86 73 | |
| | | | | | | | | 58 | A | Ari zona | 47 71 | 107 | H | Idaho St. | 69 80 | |
| | | | | | | | | 98 | A | Washi ngton | 59 81 | 114 | A | Montana St. | 70 80 | |
| | | | | | | | | | | | | 130 | A | Loyola Marymount | 63 62 | |
| | | | | | | | | | | | | 154 | A | Montana | 62 78 | |
| | | | | | | | | | | | | 179 | A | Colorado St. | 54 65 | |
| | | | | | | | | | | | | 189 | H | Southern Utah | 76 82 | |
| | | | | | | | | | | | | 230 | N | SMU | 48 55 | |
| | | | | | | | | | | | | 245 | A | Sacramento St. | 61 65 | |
| | | | | | | | | | | | | 290 | H | Cal i fornia Baptist | 91 88 | |
| | | | | | | | | | | | | 297 | H | Weber St. | 74 64 | |
| | | | | | | | | | | | | 335 | A | Seattle U | 65 58 | |
| LAST 12 Division I GAMES: | | | | | | | | | | | | | | | | |
| 189 | H | Southern Utah | 76 82 | 230 | N | SMU | 48 55 | | | | | | | | | |
| 107 | H | Idaho St. | 69 80 | 245 | A | Sacramento St. | 61 65 | | | | | | | | | |
| 297 | H | Weber St. | 74 64 | 55 | H | New Mexico | 55 84 | | | | | | | | | |
| 114 | A | Montana St. | 70 80 | 179 | A | Colorado St. | 54 65 | | | | | | | | | |
| 154 | A | Montana | 62 78 | 130 | A | Loyola Marymount | 63 62 | | | | | | | | | |
| 58 | A | Ari zona | 47 71 | 290 | H | Cal i fornia Baptist | 91 88 | | | | | | | | | |

Non-Div I Games:

Northern Ariz.

| | | | | | | | | | | |
|-------------------|----------|-----------|----------------|------------|-------------|---------------|------|------|-------|-----------|
| Average RPI Win: | 180 | WON-LOST | WINNING | LAST 10 | STRENGTH OF | OPP. STRENGTH | TEAM | ADJ. | CONF. | ADJ CONF. |
| Average RPI Loss: | 142 | RECORD | PCT. RANK | GAMES | SCHEDULE | OF SCHEDULE | RPI | RPI | RPI | RPI |
| DIV. I ONLY | 10- 6 | 99 | 7-3 | 215 | 66 | 126 | 126 | 14 | 14 | |
| DIV. I NON-CONF. | 5- 4 | 139 | 0- 0 | 181 | 27 | 97 | 97 | 10 | 10 | |
| ----- | | | | | | | | | | |
| TOTALS | RPI 1-25 | RPI 26-50 | W-L RECORDS | RPI 51-100 | RPI 101-150 | RPI 150+ | | | | |
| 10- 6 | 0- 1 | 0- 0 | OVERALL | 0- 1 | 3- 2 | 7- 2 | | | | |
| 5- 2 | 0- 0 | 0- 0 | HOME | 0- 0 | 2- 1 | 3- 1 | | | | |
| 5- 4 | 0- 1 | 0- 0 | AWAY | 0- 1 | 1- 1 | 4- 1 | | | | |
| 0- 0 | 0- 0 | 0- 0 | NEUTRAL | 0- 0 | 0- 0 | 0- 0 | | | | |
| 5- 4 | 0- 1 | 0- 0 | NON-CONFERENCE | 0- 1 | 1- 1 | 4- 1 | | | | |
| 3- 0 | 0- 0 | 0- 0 | HOME | 0- 0 | 1- 0 | 2- 0 | | | | |
| 2- 4 | 0- 1 | 0- 0 | AWAY | 0- 1 | 0- 1 | 2- 1 | | | | |
| 0- 0 | 0- 0 | 0- 0 | NEUTRAL | 0- 0 | 0- 0 | 0- 0 | | | | |
| 5- 2 | 0- 0 | 0- 0 | CONFERENCE | 0- 0 | 2- 1 | 3- 1 | | | | |
| 2- 2 | 0- 0 | 0- 0 | HOME | 0- 0 | 1- 1 | 1- 1 | | | | |
| 3- 0 | 0- 0 | 0- 0 | AWAY | 0- 0 | 1- 0 | 2- 0 | | | | |
| 0- 0 | 0- 0 | 0- 0 | NEUTRAL | 0- 0 | 0- 0 | 0- 0 | | | | |

| RPI 1-25 | | | | RPI 26-50 | | | | RPI 51-100 | | | | RPI 101+ Team's RPI: 126 | | | |
|---------------------------|---|----------------|-------|-----------|---|-------------|-------|------------|---|----------------|-------|--------------------------|---|----------------|-------|
| RPI | S | Opponent | Score | RPI | S | Opponent | Score | RPI | S | Opponent | Score | RPI | S | Opponent | Score |
| 19 | A | BYU | 50 70 | | | | | 70 | A | LSU | 57 62 | 113 | A | Idaho | 86 72 |
| | | | | | | | | | | | | 114 | H | Montana St. | 66 79 |
| | | | | | | | | | | | | 122 | A | Col orado | 69 77 |
| | | | | | | | | | | | | 134 | H | Chattanooga | 68 65 |
| | | | | | | | | | | | | 143 | H | Portland St. | 79 63 |
| | | | | | | | | | | | | 154 | A | Montana | 73 62 |
| | | | | | | | | | | | | 163 | H | Denver | 74 66 |
| | | | | | | | | | | | | 179 | A | Col orado St. | 53 47 |
| | | | | | | | | | | | | 184 | A | Eastern Wash. | 67 62 |
| | | | | | | | | | | | | 229 | A | Ai r Force | 57 69 |
| | | | | | | | | | | | | 230 | H | SMU | 58 57 |
| | | | | | | | | | | | | 245 | H | Sacramento St. | 82 69 |
| | | | | | | | | | | | | 251 | A | San Franci sco | 68 63 |
| | | | | | | | | | | | | 297 | H | Weber St. | 54 55 |
| ----- | | | | | | | | | | | | | | | |
| LAST 12 Division I GAMES: | | | | | | | | | | | | | | | |
| 154 | A | Montana | 73 62 | 297 | H | Weber St. | 54 55 | 114 | H | Montana St. | 66 79 | | | | |
| 184 | A | Eastern Wash. | 67 62 | 134 | H | Chattanooga | 68 65 | 230 | H | SMU | 58 57 | | | | |
| 113 | A | Idaho | 86 72 | 229 | A | Ai r Force | 57 69 | 251 | A | San Franci sco | 68 63 | | | | |
| 143 | H | Portland St. | 79 63 | | | | | | | | | | | | |
| 245 | H | Sacramento St. | 82 69 | | | | | | | | | | | | |
| 19 | A | BYU | 50 70 | | | | | | | | | | | | |

Non-Div I Games:

Northern Colo.

| | | | | | | | | | | |
|-------------------|----------|-----------|----------------|------------|-------------|---------------|------|------|-------|-----------|
| Average RPI Win: | 209 | WON-LOST | WINNING | LAST 10 | STRENGTH OF | OPP. STRENGTH | TEAM | ADJ. | CONF. | ADJ CONF. |
| Average RPI Loss: | 73 | RECORD | PCT. RANK | GAMES | SCHEDULE | OF SCHEDULE | RPI | RPI | RPI | RPI |
| DIV. I ONLY | 10- 6 | 99 | 7-3 | 138 | 106 | 104 | 104 | 8 | 8 | |
| DIV. I NON-CONF. | 8- 4 | 91 | 1- 0 | 218 | 112 | 103 | 103 | 8 | 8 | |
| ----- | | | | | | | | | | |
| TOTALS | RPI 1-25 | RPI 26-50 | W-L RECORDS | RPI 51-100 | RPI 101-150 | RPI 150+ | | | | |
| 10- 6 | 0- 3 | 0- 0 | OVERALL | 2- 1 | 1- 0 | 7- 2 | | | | |
| 7- 1 | 0- 1 | 0- 0 | HOME | 2- 0 | 1- 0 | 4- 0 | | | | |
| 1- 5 | 0- 2 | 0- 0 | AWAY | 0- 1 | 0- 0 | 1- 2 | | | | |
| 2- 0 | 0- 0 | 0- 0 | NEUTRAL | 0- 0 | 0- 0 | 2- 0 | | | | |
| 8- 4 | 0- 2 | 0- 0 | NON-CONFERENCE | 1- 0 | 1- 0 | 6- 2 | | | | |
| 6- 0 | 0- 0 | 0- 0 | HOME | 1- 0 | 1- 0 | 4- 0 | | | | |
| 0- 4 | 0- 2 | 0- 0 | AWAY | 0- 0 | 0- 0 | 0- 2 | | | | |
| 2- 0 | 0- 0 | 0- 0 | NEUTRAL | 0- 0 | 0- 0 | 2- 0 | | | | |
| 2- 2 | 0- 1 | 0- 0 | CONFERENCE | 1- 1 | 0- 0 | 1- 0 | | | | |
| 1- 1 | 0- 1 | 0- 0 | HOME | 1- 0 | 0- 0 | 0- 0 | | | | |
| 1- 1 | 0- 0 | 0- 0 | AWAY | 0- 1 | 0- 0 | 1- 0 | | | | |
| 0- 0 | 0- 0 | 0- 0 | NEUTRAL | 0- 0 | 0- 0 | 0- 0 | | | | |

| RPI | S | Opponent | Score | RPI | S | Opponent | Score | RPI | S | Opponent | Score | RPI | S | Opponent | Score | Team's RPI: 104 |
|---------------------------|---|---------------|---------|-----|---|---------------|--------|-----|---|------------|-------|-----|---|------------------|---------|-----------------|
| 11 | A | Iowa St. | 60 70 | | | | | 62 | A | Kent St. | 78 87 | 128 | H | Yale | 89 80 | |
| 20 | A | Indiana | 73 91 | | | | | 76 | H | UNI | 70 59 | 154 | A | Montana | 70 86 | |
| 22 | H | Central Mich. | 66 89 | | | | | 96 | H | Miami (OH) | 82 71 | 167 | A | Southern Ill. | 73 82 | |
| | | | | | | | | | | | | 213 | H | Brown | 109 102 | |
| | | | | | | | | | | | | 216 | H | Eastern Ill. | 78 59 | |
| | | | | | | | | | | | | 223 | A | Bowling Green | 66 52 | |
| | | | | | | | | | | | | 234 | N | Western Ill. | 86 61 | |
| | | | | | | | | | | | | 240 | N | Nevada | 98 69 | |
| | | | | | | | | | | | | 319 | H | North Dakota St. | 81 63 | |
| | | | | | | | | | | | | 340 | H | Chicago St. | 114 52 | |
| ----- | | | | | | | | | | | | | | | | |
| LAST 12 Division I GAMES: | | | | | | | | | | | | | | | | |
| 11 | A | Iowa St. | 60 70 | 240 | N | Nevada | 98 69 | | | | | | | | | |
| 223 | A | Bowling Green | 66 52 | 76 | H | UNI | 70 59 | | | | | | | | | |
| 22 | H | Central Mich. | 66 89 | 340 | H | Chicago St. | 114 52 | | | | | | | | | |
| 62 | A | Kent St. | 78 87 | 216 | H | Eastern Ill. | 78 59 | | | | | | | | | |
| 96 | H | Miami (OH) | 82 71 | 234 | N | Western Ill. | 86 61 | | | | | | | | | |
| 213 | H | Brown | 109 102 | 167 | A | Southern Ill. | 73 82 | | | | | | | | | |

Non-Div I Games:

Northern Ill.

| | | | | | | | | | | |
|-------------------|----------|-----------|----------------|------------|-------------|---------------|------|------|-------|-----------|
| Average RPI Win: | 259 | WON-LOST | WINNING | LAST 10 | STRENGTH OF | OPP. STRENGTH | TEAM | ADJ. | CONF. | ADJ CONF. |
| Average RPI Loss: | 143 | RECORD | PCT. RANK | GAMES | SCHEDULE | OF SCHEDULE | RPI | RPI | RPI | RPI |
| DIV. I ONLY | 2- 13 | 327 | 2-8 | 130 | 207 | 285 | 285 | 19 | 19 | |
| DIV. I NON-CONF. | 0- 9 | 336 | 0- 0 | 79 | 219 | 303 | 303 | 17 | 17 | |
| ----- | | | | | | | | | | |
| TOTALS | RPI 1-25 | RPI 26-50 | W-L RECORDS | RPI 51-100 | RPI 101-150 | RPI 150+ | | | | |
| 2- 13 | 0- 1 | 0- 1 | OVERALL | 0- 4 | 0- 1 | 2- 6 | | | | |
| 1- 4 | 0- 0 | 0- 1 | HOME | 0- 2 | 0- 0 | 1- 1 | | | | |
| 1- 6 | 0- 1 | 0- 0 | AWAY | 0- 2 | 0- 1 | 1- 2 | | | | |
| 0- 3 | 0- 0 | 0- 0 | NEUTRAL | 0- 0 | 0- 0 | 0- 3 | | | | |
| 0- 9 | 0- 1 | 0- 0 | NON-CONFERENCE | 0- 3 | 0- 0 | 0- 5 | | | | |
| 0- 2 | 0- 0 | 0- 0 | HOME | 0- 1 | 0- 0 | 0- 1 | | | | |
| 0- 4 | 0- 1 | 0- 0 | AWAY | 0- 2 | 0- 0 | 0- 1 | | | | |
| 0- 3 | 0- 0 | 0- 0 | NEUTRAL | 0- 0 | 0- 0 | 0- 3 | | | | |
| 2- 4 | 0- 0 | 0- 1 | CONFERENCE | 0- 1 | 0- 1 | 2- 1 | | | | |
| 1- 2 | 0- 0 | 0- 1 | HOME | 0- 1 | 0- 0 | 1- 0 | | | | |
| 1- 2 | 0- 0 | 0- 0 | AWAY | 0- 0 | 0- 1 | 1- 1 | | | | |
| 0- 0 | 0- 0 | 0- 0 | NEUTRAL | 0- 0 | 0- 0 | 0- 0 | | | | |

| RPI | S | Opponent | Score | RPI | S | Opponent | Score | RPI | S | Opponent | Score | RPI | S | Opponent | Score | Team's RPI: 285 |
|---------------------------|---|------------|-------|-----|---|---------------|-------|-----|---|------------|-------|-----|---|---------------|-------|-----------------|
| 7 | A | Louisville | 59 92 | 46 | H | Green Bay | 61 81 | 54 | H | Belmont | 53 71 | 140 | A | IUPUI | 48 70 | |
| | | | | | | | | 62 | A | Kent St. | 61 62 | 168 | N | Pepperdine | 46 51 | |
| | | | | | | | | 79 | H | Wright St. | 55 61 | 172 | H | Illinois St. | 53 58 | |
| | | | | | | | | 93 | A | Providence | 43 48 | 176 | N | Akron | 60 77 | |
| | | | | | | | | | | | | 181 | H | Milwaukee | 55 54 | |
| | | | | | | | | | | | | 260 | A | Cleveland St. | 47 76 | |
| | | | | | | | | | | | | 268 | N | La Salle | 56 74 | |
| | | | | | | | | | | | | 333 | A | Austin Peay | 48 52 | |
| | | | | | | | | | | | | 337 | A | UIC | 67 49 | |
| LAST 12 Division I GAMES: | | | | | | | | | | | | | | | | |
| 46 | H | Green Bay | 61 81 | 260 | A | Cleveland St. | 47 76 | | | | | | | | | |
| 181 | H | Milwaukee | 55 54 | 79 | H | Wright St. | 55 61 | | | | | | | | | |
| 140 | A | IUPUI | 48 70 | 268 | N | La Salle | 56 74 | | | | | | | | | |
| 337 | A | UIC | 67 49 | 7 | A | Louisville | 59 92 | | | | | | | | | |
| 168 | N | Pepperdine | 46 51 | 172 | H | Illinois St. | 53 58 | | | | | | | | | |
| 93 | A | Providence | 43 48 | 333 | A | Austin Peay | 48 52 | | | | | | | | | |

Non-Div I Games: Alderson Broaddus 73 32

Northern Ky.

| | | | | | | | | | | |
|-------------------|----------|-----------|----------------|------------|-------------|---------------|------|------|-------|-----------|
| Average RPI Win: | 159 | WON-LOST | WINNING | LAST 10 | STRENGTH OF | OPP. STRENGTH | TEAM | ADJ. | CONF. | ADJ CONF. |
| Average RPI Loss: | 45 | RECORD | PCT. RANK | GAMES | SCHEDULE | OF SCHEDULE | RPI | RPI | RPI | RPI |
| DIV. I ONLY | 10- 7 | 119 | 5-5 | 42 | 34 | 73 | 73 | 4 | 4 | |
| DIV. I NON-CONF. | 7- 4 | 109 | 0- 1 | 139 | 50 | 107 | 107 | 5 | 5 | |
| ----- | | | | | | | | | | |
| TOTALS | RPI 1-25 | RPI 26-50 | W-L RECORDS | RPI 51-100 | RPI 101-150 | RPI 150+ | | | | |
| 10- 7 | 2- 2 | 2- 2 | OVERALL | 0- 3 | 1- 0 | 5- 0 | | | | |
| 6- 3 | 1- 1 | 1- 1 | HOME | 0- 1 | 1- 0 | 3- 0 | | | | |
| 3- 3 | 1- 1 | 1- 1 | AWAY | 0- 1 | 0- 0 | 1- 0 | | | | |
| 1- 1 | 0- 0 | 0- 0 | NEUTRAL | 0- 1 | 0- 0 | 1- 0 | | | | |
| 7- 4 | 0- 1 | 2- 1 | NON-CONFERENCE | 0- 2 | 1- 0 | 4- 0 | | | | |
| 4- 2 | 0- 1 | 1- 0 | HOME | 0- 1 | 1- 0 | 2- 0 | | | | |
| 2- 1 | 0- 0 | 1- 1 | AWAY | 0- 0 | 0- 0 | 1- 0 | | | | |
| 1- 1 | 0- 0 | 0- 0 | NEUTRAL | 0- 1 | 0- 0 | 1- 0 | | | | |
| 3- 3 | 2- 1 | 0- 1 | CONFERENCE | 0- 1 | 0- 0 | 1- 0 | | | | |
| 2- 1 | 1- 0 | 0- 1 | HOME | 0- 0 | 0- 0 | 1- 0 | | | | |
| 1- 2 | 1- 1 | 0- 0 | AWAY | 0- 1 | 0- 0 | 0- 0 | | | | |
| 0- 0 | 0- 0 | 0- 0 | NEUTRAL | 0- 0 | 0- 0 | 0- 0 | | | | |

| RPI 1-25 | | | | RPI 26-50 | | | | RPI 51-100 | | | | Team's RPI: 73 | | | | RPI 101+ | | | |
|---------------------------|---|--------------|-------|-----------|---|-------------|-------|------------|---|------------|-------|----------------|---|-------------|-------|----------|---|----------|-------|
| RPI | S | Opponent | Score | RPI | S | Opponent | Score | RPI | S | Opponent | Score | RPI | S | Opponent | Score | RPI | S | Opponent | Score |
| 12 | H | Marquette | 57 76 | 32 | A | DePaul | 60 76 | 59 | N | Kansas | 57 66 | 141 | H | UT Martin | 90 64 | | | | |
| 17 | A | Rutgers | 41 45 | 45 | H | Purdue | 54 57 | 67 | A | Michigan | 78 79 | 162 | H | Illinois | 68 45 | | | | |
| 20 | A | Indiana | 75 69 | 46 | A | Green Bay | 57 55 | 80 | H | Pittsburgh | 49 52 | 203 | A | Florida | 83 74 | | | | |
| 25 | H | Michigan St. | 70 62 | 48 | H | Duke | 84 58 | | | | | 267 | N | Wichita St. | 65 43 | | | | |
| | | | | | | | | | | | | 337 | H | UIC | 87 44 | | | | |
| | | | | | | | | | | | | 340 | H | Chicago St. | 97 35 | | | | |
| LAST 12 Division I GAMES: | | | | | | | | | | | | | | | | | | | |
| 45 | H | Purdue | 54 57 | 59 | N | Kansas | 57 66 | | | | | | | | | | | | |
| 67 | A | Michigan | 78 79 | 20 | A | Indiana | 75 69 | | | | | | | | | | | | |
| 25 | H | Michigan St. | 70 62 | 340 | H | Chicago St. | 97 35 | | | | | | | | | | | | |
| 162 | H | Illinois | 68 45 | 12 | H | Marquette | 57 76 | | | | | | | | | | | | |
| 17 | A | Rutgers | 41 45 | 32 | A | DePaul | 60 76 | | | | | | | | | | | | |
| 267 | N | Wichita St. | 65 43 | 80 | H | Pittsburgh | 49 52 | | | | | | | | | | | | |

| | | | | | | | | | | |
|-------------------|----------|-----------|----------------|------------|-------------|---------------|------|------|-------|-----------|
| Average RPI Win: | 342 | WON-LOST | WINNING | LAST 10 | STRENGTH OF | OPP. STRENGTH | TEAM | ADJ. | CONF. | ADJ CONF. |
| Average RPI Loss: | 159 | RECORD | PCT. RANK | GAMES | SCHEDULE | OF SCHEDULE | RPI | RPI | RPI | RPI |
| DIV. I ONLY | 2- 9 | 313 | 3-7 | 265 | 233 | 325 | 325 | 25 | 25 | |
| DIV. I NON-CONF. | 1- 6 | 318 | 0- 0 | 254 | 152 | 329 | 329 | 22 | 22 | |
| ----- | | | | | | | | | | |
| TOTALS | RPI 1-25 | RPI 26-50 | W-L RECORDS | RPI 51-100 | RPI 101-150 | RPI 150+ | | | | |
| 2- 9 | 0- 0 | 0- 1 | OVERALL | 0- 3 | 0- 1 | 2- 4 | | | | |
| 2- 1 | 0- 0 | 0- 0 | HOME | 0- 0 | 0- 0 | 2- 1 | | | | |
| 0- 8 | 0- 0 | 0- 1 | AWAY | 0- 3 | 0- 1 | 0- 3 | | | | |
| 0- 0 | 0- 0 | 0- 0 | NEUTRAL | 0- 0 | 0- 0 | 0- 0 | | | | |
| 1- 6 | 0- 0 | 0- 1 | NON-CONFERENCE | 0- 2 | 0- 1 | 1- 2 | | | | |
| 1- 1 | 0- 0 | 0- 0 | HOME | 0- 0 | 0- 0 | 1- 1 | | | | |
| 0- 5 | 0- 0 | 0- 1 | AWAY | 0- 2 | 0- 1 | 0- 1 | | | | |
| 0- 0 | 0- 0 | 0- 0 | NEUTRAL | 0- 0 | 0- 0 | 0- 0 | | | | |
| 1- 3 | 0- 0 | 0- 0 | CONFERENCE | 0- 1 | 0- 0 | 1- 2 | | | | |
| 1- 0 | 0- 0 | 0- 0 | HOME | 0- 0 | 0- 0 | 1- 0 | | | | |
| 0- 3 | 0- 0 | 0- 0 | AWAY | 0- 1 | 0- 0 | 0- 2 | | | | |
| 0- 0 | 0- 0 | 0- 0 | NEUTRAL | 0- 0 | 0- 0 | 0- 0 | | | | |

| RPI 1-25 | | | | RPI 26-50 | | | | RPI 51-100 | | | | RPI 101+ | | | | Team's RPI: 325 |
|---------------------------|---|----------|-------|-----------|---|----------------|--------|------------|---|--------------------|-------|----------|---|--------------------|-------|-----------------|
| RPI | S | Opponent | Score | RPI | S | Opponent | Score | RPI | S | Opponent | Score | RPI | S | Opponent | Score | |
| | | | | 30 | A | Texas | 66 104 | 61 | A | Arkansas | 53 98 | 144 | A | Oklahoma | 56 93 | |
| | | | | | | | | 74 | A | SFA | 56 84 | 211 | A | Southern Miss. | 54 69 | |
| | | | | | | | | 97 | A | Alabama | 73 87 | 218 | A | Nicholls St. | 86 97 | |
| | | | | | | | | | | | | 280 | A | A&M-Corpus Christi | 55 79 | |
| | | | | | | | | | | | | 312 | H | La. -Monroe | 55 63 | |
| | | | | | | | | | | | | 334 | H | McNeese | 82 63 | |
| | | | | | | | | | | | | 350 | H | Alcorn | 78 65 | |
| ----- | | | | | | | | | | | | | | | | |
| LAST 12 Division I GAMES: | | | | | | | | | | | | | | | | |
| | | | | 334 | H | McNeese | 82 63 | 74 | A | SFA | 56 84 | | | | | |
| | | | | 218 | A | Nicholls St. | 86 97 | 280 | A | A&M-Corpus Christi | 55 79 | | | | | |
| | | | | 30 | A | Texas | 66 104 | 350 | H | Alcorn | 78 65 | | | | | |
| | | | | 97 | A | Alabama | 73 87 | 144 | A | Oklahoma | 56 93 | | | | | |
| | | | | 312 | H | La. -Monroe | 55 63 | 61 | A | Arkansas | 53 98 | | | | | |
| | | | | 211 | A | Southern Miss. | 54 69 | | | | | | | | | |

Non-Div I Games: Loyola (LA) 71 66 Central Baptist 82 56 LeTourneau 100 40 Centenary (LA) 94 51 Northwestern St.

| | | | | | | | | | | |
|-------------------|----------|-----------|----------------|------------|-------------|---------------|------|------|-------|-----------|
| Average RPI Win: | 67 | WON-LOST | WINNING | LAST 10 | STRENGTH OF | OPP. STRENGTH | TEAM | ADJ. | CONF. | ADJ CONF. |
| Average RPI Loss: | 6 | RECORD | PCT. RANK | GAMES | SCHEDULE | OF SCHEDULE | RPI | RPI | RPI | RPI |
| DIV. I ONLY | 17- 1 | 2 | 10-0 | 1 | 6 | 1 | 1 | 1 | 1 | 1 |
| DIV. I NON-CONF. | 12- 1 | 10 | 1- 0 | 1 | 8 | 1 | 1 | 1 | 1 | 1 |
| ----- | | | | | | | | | | |
| TOTALS | RPI 1-25 | RPI 26-50 | W-L RECORDS | RPI 51-100 | RPI 101-150 | RPI 150+ | | | | |
| 17- 1 | 5- 1 | 3- 0 | OVERALL | 5- 0 | 3- 0 | 1- 0 | | | | |
| 9- 1 | 2- 1 | 0- 0 | HOME | 3- 0 | 3- 0 | 1- 0 | | | | |
| 5- 0 | 1- 0 | 2- 0 | AWAY | 2- 0 | 0- 0 | 0- 0 | | | | |
| 3- 0 | 2- 0 | 1- 0 | NEUTRAL | 0- 0 | 0- 0 | 0- 0 | | | | |
| 12- 1 | 4- 1 | 2- 0 | NON-CONFERENCE | 3- 0 | 2- 0 | 1- 0 | | | | |
| 6- 1 | 1- 1 | 0- 0 | HOME | 2- 0 | 2- 0 | 1- 0 | | | | |
| 3- 0 | 1- 0 | 1- 0 | AWAY | 1- 0 | 0- 0 | 0- 0 | | | | |
| 3- 0 | 2- 0 | 1- 0 | NEUTRAL | 0- 0 | 0- 0 | 0- 0 | | | | |
| 5- 0 | 1- 0 | 1- 0 | CONFERENCE | 2- 0 | 1- 0 | 0- 0 | | | | |
| 3- 0 | 1- 0 | 0- 0 | HOME | 1- 0 | 1- 0 | 0- 0 | | | | |
| 2- 0 | 0- 0 | 1- 0 | AWAY | 1- 0 | 0- 0 | 0- 0 | | | | |
| 0- 0 | 0- 0 | 0- 0 | NEUTRAL | 0- 0 | 0- 0 | 0- 0 | | | | |

| RPI | S | Opponent | Score | RPI | S | Opponent | Score | RPI | S | Opponent | Score | RPI | S | Opponent | Score |
|---------------------------|---|--------------|--------|-----|---|--------------|--------|-----|---|---------------|--------|-----|---|---------------|--------|
| 6 | H | UConn | 71 89 | 31 | N | Oregon St. | 91 81 | 72 | H | Harvard | 103 58 | 106 | H | Western Ky. | 94 53 |
| 7 | H | Louisville | 82 68 | 32 | A | DePaul | 101 77 | 75 | A | Virginia Tech | 80 51 | 108 | H | Wake Forest | 78 48 |
| 10 | N | Gonzaga | 81 65 | 44 | A | Georgia Tech | 76 55 | 80 | H | Pittsburgh | 100 44 | 118 | H | Lehigh | 95 68 |
| 12 | A | Marquette | 87 63 | | | | | 83 | H | Penn | 75 55 | 233 | H | Binghamton | 103 53 |
| 13 | H | Iowa | 105 71 | | | | | 99 | A | Toledo | 72 56 | | | | |
| 14 | N | Drake | 82 64 | | | | | | | | | | | | |
| ----- | | | | | | | | | | | | | | | |
| LAST 12 Division I GAMES: | | | | | | | | | | | | | | | |
| 108 | H | Wake Forest | 78 48 | 31 | N | Oregon St. | 91 81 | 14 | N | Drake | 82 64 | 75 | A | Virginia Tech | 80 51 |
| 7 | H | Louisville | 82 68 | | | | | | | | | 106 | H | Western Ky. | 94 53 |
| 44 | A | Georgia Tech | 76 55 | | | | | | | | | 233 | H | Binghamton | 103 53 |
| 80 | H | Pittsburgh | 100 44 | | | | | | | | | 99 | A | Toledo | 72 56 |
| 118 | H | Lehigh | 95 68 | | | | | | | | | | | | |
| 12 | A | Marquette | 87 63 | | | | | | | | | | | | |

Non-Div I Games:

Notre Dame

| | | | | | | | | | | |
|-------------------|----------|-----------|----------------|------------|-------------|---------------|------|------|-------|-----------|
| Average RPI Win: | 309 | WON-LOST | WINNING | LAST 10 | STRENGTH OF | OPP. STRENGTH | TEAM | ADJ. | CONF. | ADJ CONF. |
| Average RPI Loss: | 134 | RECORD | PCT. RANK | GAMES | SCHEDULE | OF SCHEDULE | RPI | RPI | RPI | RPI |
| DIV. I ONLY | 2- 13 | 327 | 2-8 | 105 | 218 | 291 | 291 | 19 | 19 | |
| DIV. I NON-CONF. | 1- 8 | 322 | 0- 0 | 15 | 192 | 216 | 216 | 17 | 17 | |
| ----- | | | | | | | | | | |
| TOTALS | RPI 1-25 | RPI 26-50 | W-L RECORDS | RPI 51-100 | RPI 101-150 | RPI 150+ | | | | |
| 2- 13 | 0- 3 | 0- 0 | OVERALL | 0- 2 | 0- 2 | 2- 6 | | | | |
| 2- 6 | 0- 2 | 0- 0 | HOME | 0- 1 | 0- 1 | 2- 2 | | | | |
| 0- 6 | 0- 1 | 0- 0 | AWAY | 0- 1 | 0- 1 | 0- 3 | | | | |
| 0- 1 | 0- 0 | 0- 0 | NEUTRAL | 0- 0 | 0- 0 | 0- 1 | | | | |
| 1- 8 | 0- 3 | 0- 0 | NON-CONFERENCE | 0- 2 | 0- 0 | 1- 3 | | | | |
| 1- 3 | 0- 2 | 0- 0 | HOME | 0- 1 | 0- 0 | 1- 0 | | | | |
| 0- 4 | 0- 1 | 0- 0 | AWAY | 0- 1 | 0- 0 | 0- 2 | | | | |
| 0- 1 | 0- 0 | 0- 0 | NEUTRAL | 0- 0 | 0- 0 | 0- 1 | | | | |
| 1- 5 | 0- 0 | 0- 0 | CONFERENCE | 0- 0 | 0- 2 | 1- 3 | | | | |
| 1- 3 | 0- 0 | 0- 0 | HOME | 0- 0 | 0- 1 | 1- 2 | | | | |
| 0- 2 | 0- 0 | 0- 0 | AWAY | 0- 0 | 0- 1 | 0- 1 | | | | |
| 0- 0 | 0- 0 | 0- 0 | NEUTRAL | 0- 0 | 0- 0 | 0- 0 | | | | |

| RPI 1-25 | | | | RPI 26-50 | | | | RPI 51-100 | | | | RPI 101+ | | | | Team's RPI: 291 |
|---------------------------|---|----------------|--------|-----------|---|--------------|-------|------------|---|----------|-------|----------|---|----------------|-------|-----------------|
| RPI | S | Opponent | Score | RPI | S | Opponent | Score | RPI | S | Opponent | Score | RPI | S | Opponent | Score | |
| 20 | H | Indiana | 32 59 | | | | | 62 | A | Kent St. | 65 75 | 101 | H | Youngstown St. | 55 69 | |
| 22 | A | Central Mich. | 61 104 | | | | | 67 | H | Michigan | 59 85 | 140 | A | IUPUI | 53 82 | |
| 25 | H | Michigan St. | 58 102 | | | | | | | | | 172 | A | Illinois St. | 56 62 | |
| | | | | | | | | | | | | 176 | N | Akron | 65 85 | |
| | | | | | | | | | | | | 177 | A | Bradley | 64 73 | |
| | | | | | | | | | | | | 181 | H | Milwaukee | 52 79 | |
| | | | | | | | | | | | | 260 | H | Cleveland St. | 62 64 | |
| | | | | | | | | | | | | 294 | H | Canisius | 71 60 | |
| | | | | | | | | | | | | 323 | H | Detroit Mercy | 74 67 | |
| | | | | | | | | | | | | 337 | A | UIC | 65 69 | |
| LAST 12 Division I GAMES: | | | | | | | | | | | | | | | | |
| 323 | H | Detroit Mercy | 74 67 | 181 | H | Milwaukee | 52 79 | | | | | | | | | |
| 101 | H | Youngstown St. | 55 69 | 140 | A | IUPUI | 53 82 | | | | | | | | | |
| 260 | H | Cleveland St. | 62 64 | 337 | A | UIC | 65 69 | | | | | | | | | |
| 67 | H | Michigan | 59 85 | 172 | A | Illinois St. | 56 62 | | | | | | | | | |
| 25 | H | Michigan St. | 58 102 | 294 | H | Canisius | 71 60 | | | | | | | | | |
| 177 | A | Bradley | 64 73 | 62 | A | Kent St. | 65 75 | | | | | | | | | |

Non-Div I Games: Grace Bible (MI) 94 48 Rochester College 64 46

Oakland

| | | | | | | | | | | |
|-------------------|----------|-----------|----------------|------------|-------------|---------------|------|------|-------|-----------|
| Average RPI Win: | 173 | WON-LOST | WINNING | LAST 10 | STRENGTH OF | OPP. STRENGTH | TEAM | ADJ. | CONF. | ADJ CONF. |
| Average RPI Loss: | 22 | RECORD | PCT. RANK | GAMES | SCHEDULE | OF SCHEDULE | RPI | RPI | RPI | RPI |
| DIV. I ONLY | 14- 1 | 9 | 9-1 | 224 | 48 | 42 | 42 | 8 | 8 | |
| DIV. I NON-CONF. | 11- 0 | 1 | 0- 0 | 302 | 64 | 50 | 50 | 8 | 8 | |
| ----- | | | | | | | | | | |
| TOTALS | RPI 1-25 | RPI 26-50 | W-L RECORDS | RPI 51-100 | RPI 101-150 | RPI 150+ | | | | |
| 14- 1 | 0- 1 | 2- 0 | OVERALL | 2- 0 | 3- 0 | 7- 0 | | | | |
| 7- 1 | 0- 1 | 1- 0 | HOME | 1- 0 | 1- 0 | 4- 0 | | | | |
| 5- 0 | 0- 0 | 1- 0 | AWAY | 0- 0 | 2- 0 | 2- 0 | | | | |
| 2- 0 | 0- 0 | 0- 0 | NEUTRAL | 1- 0 | 0- 0 | 1- 0 | | | | |
| 11- 0 | 0- 0 | 1- 0 | NON-CONFERENCE | 1- 0 | 3- 0 | 6- 0 | | | | |
| 6- 0 | 0- 0 | 1- 0 | HOME | 0- 0 | 1- 0 | 4- 0 | | | | |
| 3- 0 | 0- 0 | 0- 0 | AWAY | 0- 0 | 2- 0 | 1- 0 | | | | |
| 2- 0 | 0- 0 | 0- 0 | NEUTRAL | 1- 0 | 0- 0 | 1- 0 | | | | |
| 3- 1 | 0- 1 | 1- 0 | CONFERENCE | 1- 0 | 0- 0 | 1- 0 | | | | |
| 1- 1 | 0- 1 | 0- 0 | HOME | 1- 0 | 0- 0 | 0- 0 | | | | |
| 2- 0 | 0- 0 | 1- 0 | AWAY | 0- 0 | 0- 0 | 1- 0 | | | | |
| 0- 0 | 0- 0 | 0- 0 | NEUTRAL | 0- 0 | 0- 0 | 0- 0 | | | | |

| RPI 1-25 | | | | RPI 26-50 | | | | Team's RPI: 42 | | | | RPI 51-100 | | | | RPI 101+ | | | |
|---------------------------|---|---------------|-------|-----------|---|------------|--------|----------------|---|------------------|-------|------------|---|------------------|--------|----------|---|----------|-------|
| RPI | S | Opponent | Score | RPI | S | Opponent | Score | RPI | S | Opponent | Score | RPI | S | Opponent | Score | RPI | S | Opponent | Score |
| 22 | H | Central Mich. | 70 88 | 35 | A | Buffalo | 74 71 | 62 | H | Kent St. | 83 81 | 129 | H | UNCW | 95 72 | | | | |
| | | | | 45 | H | Purdue | 80 73 | 63 | N | Lamar University | 87 62 | 140 | A | IUPUI | 73 66 | | | | |
| | | | | | | | | | | | | 150 | A | American | 77 67 | | | | |
| | | | | | | | | | | | | 186 | A | Ball St. | 90 75 | | | | |
| | | | | | | | | | | | | 226 | N | St. Bonaventure | 70 53 | | | | |
| | | | | | | | | | | | | 233 | H | Binghamton | 86 49 | | | | |
| | | | | | | | | | | | | 260 | H | Cleveland St. | 72 54 | | | | |
| | | | | | | | | | | | | 283 | A | Richmond | 109 58 | | | | |
| | | | | | | | | | | | | 287 | H | Coppin St. | 87 62 | | | | |
| | | | | | | | | | | | | 317 | H | Eastern Ky. | 100 60 | | | | |
| LAST 12 Division I GAMES: | | | | | | | | | | | | | | | | | | | |
| | | | | 35 | A | Buffalo | 74 71 | | | | | 62 | H | Kent St. | 83 81 | | | | |
| | | | | 150 | A | American | 77 67 | | | | | 186 | A | Ball St. | 90 75 | | | | |
| | | | | 283 | A | Richmond | 109 58 | | | | | 22 | H | Central Mich. | 70 88 | | | | |
| | | | | 140 | A | IUPUI | 73 66 | | | | | 260 | H | Cleveland St. | 72 54 | | | | |
| | | | | 287 | H | Coppin St. | 87 62 | | | | | 63 | N | Lamar University | 87 62 | | | | |
| | | | | 45 | H | Purdue | 80 73 | | | | | 226 | N | St. Bonaventure | 70 53 | | | | |

Non-Div I Games:

Ohio

| | | | | | | | | | | |
|-------------------|----------|-----------|----------------|------------|-------------|---------------|------|------|-------|-----------|
| Average RPI Win: | 122 | WON-LOST | WINNING | LAST 10 | STRENGTH OF | OPP. STRENGTH | TEAM | ADJ. | CONF. | ADJ CONF. |
| Average RPI Loss: | 61 | RECORD | PCT. RANK | GAMES | SCHEDULE | OF SCHEDULE | RPI | RPI | RPI | RPI |
| DIV. I ONLY | 7- 8 | 192 | 4-6 | 20 | 14 | 86 | 86 | 4 | 4 | |
| DIV. I NON-CONF. | 4- 5 | 190 | 0- 0 | 61 | 21 | 156 | 156 | 5 | 5 | |
| ----- | | | | | | | | | | |
| TOTALS | RPI 1-25 | RPI 26-50 | W-L RECORDS | RPI 51-100 | RPI 101-150 | RPI 150+ | | | | |
| 7- 8 | 2- 2 | 1- 2 | OVERALL | 0- 3 | 2- 1 | 2- 0 | | | | |
| 6- 2 | 2- 0 | 1- 0 | HOME | 0- 1 | 1- 1 | 2- 0 | | | | |
| 1- 4 | 0- 1 | 0- 2 | AWAY | 0- 1 | 1- 0 | 0- 0 | | | | |
| 0- 2 | 0- 1 | 0- 0 | NEUTRAL | 0- 1 | 0- 0 | 0- 0 | | | | |
| 4- 5 | 0- 2 | 1- 0 | NON-CONFERENCE | 0- 2 | 1- 1 | 2- 0 | | | | |
| 4- 1 | 0- 0 | 1- 0 | HOME | 0- 0 | 1- 1 | 2- 0 | | | | |
| 0- 2 | 0- 1 | 0- 0 | AWAY | 0- 1 | 0- 0 | 0- 0 | | | | |
| 0- 2 | 0- 1 | 0- 0 | NEUTRAL | 0- 1 | 0- 0 | 0- 0 | | | | |
| 3- 3 | 2- 0 | 0- 2 | CONFERENCE | 0- 1 | 1- 0 | 0- 0 | | | | |
| 2- 1 | 2- 0 | 0- 0 | HOME | 0- 1 | 0- 0 | 0- 0 | | | | |
| 1- 2 | 0- 0 | 0- 2 | AWAY | 0- 0 | 1- 0 | 0- 0 | | | | |
| 0- 0 | 0- 0 | 0- 0 | NEUTRAL | 0- 0 | 0- 0 | 0- 0 | | | | |

| RPI 1-25 | | | | RPI 26-50 | | | | RPI 51-100 Team's RPI: 86 | | | | RPI 101+ | | | |
|---------------------------|---|---------------|-------|-----------|---|----------------|-------|---------------------------|---|---------------|-------|----------|---|---------------|-------|
| RPI | S | Opponent | Score | RPI | S | Opponent | Score | RPI | S | Opponent | Score | RPI | S | Opponent | Score |
| 6 | A | UConn | 53 85 | 29 | A | Maryland | 69 75 | 75 | N | Virginia Tech | 73 81 | 111 | A | Penn St. | 76 71 |
| 18 | N | Butler | 53 66 | 40 | H | North Carolina | 76 69 | 77 | H | Nebraska | 69 78 | 132 | H | Cincinnati | 69 56 |
| 20 | H | Indiana | 55 50 | 45 | A | Purdue | 42 60 | 98 | A | Washington | 59 69 | 139 | H | South Fla. | 47 71 |
| 25 | H | Michigan St. | 65 55 | | | | | | | | | 203 | H | Florida | 46 41 |
| | | | | | | | | | | | | 323 | H | Detroit Mercy | 55 41 |
| ----- | | | | | | | | | | | | | | | |
| LAST 12 Division I GAMES: | | | | | | | | | | | | | | | |
| 29 | A | Maryland | 69 75 | 111 | A | Penn St. | 76 71 | | | | | | | | |
| 77 | H | Nebraska | 69 78 | 25 | H | Michigan St. | 65 55 | | | | | | | | |
| 45 | A | Purdue | 42 60 | 20 | H | Indiana | 55 50 | | | | | | | | |
| 75 | N | Virginia Tech | 73 81 | 98 | A | Washington | 59 69 | | | | | | | | |
| 18 | N | Butler | 53 66 | 132 | H | Cincinnati | 69 56 | | | | | | | | |
| 203 | H | Florida | 46 41 | 40 | H | North Carolina | 76 69 | | | | | | | | |

Non-Div I Games:

Ohio St.

| | | | | | | | | | | |
|-------------------|----------|-----------|----------------|------------|-------------|---------------|------|------|-------|-----------|
| Average RPI Win: | 226 | WON-LOST | WINNING | LAST 10 | STRENGTH OF | OPP. STRENGTH | TEAM | ADJ. | CONF. | ADJ CONF. |
| Average RPI Loss: | 67 | RECORD | PCT. RANK | GAMES | SCHEDULE | OF SCHEDULE | RPI | RPI | RPI | RPI |
| DIV. I ONLY | 5- 10 | 250 | 3-7 | 12 | 128 | 144 | 144 | 3 | 3 | |
| DIV. I NON-CONF. | 4- 7 | 228 | 0- 1 | 27 | 168 | 145 | 145 | 3 | 3 | |
| ----- | | | | | | | | | | |
| TOTALS | RPI 1-25 | RPI 26-50 | W-L RECORDS | RPI 51-100 | RPI 101-150 | RPI 150+ | | | | |
| 5- 10 | 0- 1 | 0- 5 | OVERALL | 0- 1 | 2- 2 | 3- 1 | | | | |
| 4- 3 | 0- 1 | 0- 1 | HOME | 0- 0 | 2- 1 | 2- 0 | | | | |
| 1- 5 | 0- 0 | 0- 3 | AWAY | 0- 1 | 0- 1 | 1- 0 | | | | |
| 0- 2 | 0- 0 | 0- 1 | NEUTRAL | 0- 0 | 0- 0 | 0- 1 | | | | |
| 4- 7 | 0- 1 | 0- 3 | NON-CONFERENCE | 0- 1 | 1- 1 | 3- 1 | | | | |
| 3- 2 | 0- 1 | 0- 1 | HOME | 0- 0 | 1- 0 | 2- 0 | | | | |
| 1- 3 | 0- 0 | 0- 1 | AWAY | 0- 1 | 0- 1 | 1- 0 | | | | |
| 0- 2 | 0- 0 | 0- 1 | NEUTRAL | 0- 0 | 0- 0 | 0- 1 | | | | |
| 1- 3 | 0- 0 | 0- 2 | CONFERENCE | 0- 0 | 1- 1 | 0- 0 | | | | |
| 1- 1 | 0- 0 | 0- 0 | HOME | 0- 0 | 1- 1 | 0- 0 | | | | |
| 0- 2 | 0- 0 | 0- 2 | AWAY | 0- 0 | 0- 0 | 0- 0 | | | | |
| 0- 0 | 0- 0 | 0- 0 | NEUTRAL | 0- 0 | 0- 0 | 0- 0 | | | | |

| RPI | S | Opponent | Score | RPI | S | Opponent | Score | RPI | S | Opponent | Score | RPI | S | Opponent | Score | Team's RPI: 144 |
|---------------------------|---|----------|-------|-----|---|--------------|-------|-----|---|---------------|-------|-----|---|------------------|-------|-----------------|
| 6 | H | UConn | 63 72 | 30 | A | Texas | 63 73 | 55 | A | New Mexico | 80 84 | 106 | H | Western Ky. | 90 83 | |
| | | | | 32 | H | DePaul | 76 87 | | | | | 109 | H | West Virginia | 55 66 | |
| | | | | 37 | N | Clemson | 62 74 | | | | | 139 | A | South Fla. | 70 87 | |
| | | | | 47 | A | Kansas St. | 56 86 | | | | | 146 | H | Texas Tech | 66 61 | |
| | | | | 49 | A | Auburn | 79 95 | | | | | 164 | N | UAB | 84 89 | |
| | | | | | | | | | | | | 230 | A | SMU | 77 61 | |
| | | | | | | | | | | | | 324 | H | Central Ark. | 65 52 | |
| | | | | | | | | | | | | 325 | H | Northwestern St. | 93 56 | |
| ----- | | | | | | | | | | | | | | | | |
| LAST 12 Division I GAMES: | | | | | | | | | | | | | | | | |
| | | | | 47 | A | Kansas St. | 56 86 | 37 | N | Clemson | 62 74 | | | | | |
| | | | | 146 | H | Texas Tech | 66 61 | 109 | H | West Virginia | 55 66 | | | | | |
| | | | | 230 | A | SMU | 77 61 | 30 | A | Texas | 63 73 | | | | | |
| | | | | 6 | H | UConn | 63 72 | 49 | A | Auburn | 79 95 | | | | | |
| | | | | 32 | H | DePaul | 76 87 | 55 | A | New Mexico | 80 84 | | | | | |
| | | | | 324 | H | Central Ark. | 65 52 | 164 | N | UAB | 84 89 | | | | | |

Non-Div I Games:

Oklahoma

| | | | | | | | | | | |
|-------------------|----------|-----------|----------------|------------|-------------|---------------|------|------|-------|-----------|
| Average RPI Win: | 185 | WON-LOST | WINNING | LAST 10 | STRENGTH OF | OPP. STRENGTH | TEAM | ADJ. | CONF. | ADJ CONF. |
| Average RPI Loss: | 55 | RECORD | PCT. RANK | GAMES | SCHEDULE | OF SCHEDULE | RPI | RPI | RPI | RPI |
| DIV. I ONLY | 11- 4 | 58 | 6-4 | 146 | 63 | 78 | 78 | 3 | 3 | |
| DIV. I NON-CONF. | 9- 2 | 43 | 0- 0 | 285 | 48 | 109 | 109 | 3 | 3 | |
| ----- | | | | | | | | | | |
| TOTALS | RPI 1-25 | RPI 26-50 | W-L RECORDS | RPI 51-100 | RPI 101-150 | RPI 150+ | | | | |
| 11- 4 | 0- 0 | 0- 3 | OVERALL | 1- 0 | 2- 1 | 8- 0 | | | | |
| 10- 1 | 0- 0 | 0- 1 | HOME | 1- 0 | 2- 0 | 7- 0 | | | | |
| 1- 3 | 0- 0 | 0- 2 | AWAY | 0- 0 | 0- 1 | 1- 0 | | | | |
| 0- 0 | 0- 0 | 0- 0 | NEUTRAL | 0- 0 | 0- 0 | 0- 0 | | | | |
| 9- 2 | 0- 0 | 0- 2 | NON-CONFERENCE | 0- 0 | 1- 0 | 8- 0 | | | | |
| 8- 1 | 0- 0 | 0- 1 | HOME | 0- 0 | 1- 0 | 7- 0 | | | | |
| 1- 1 | 0- 0 | 0- 1 | AWAY | 0- 0 | 0- 0 | 1- 0 | | | | |
| 0- 0 | 0- 0 | 0- 0 | NEUTRAL | 0- 0 | 0- 0 | 0- 0 | | | | |
| 2- 2 | 0- 0 | 0- 1 | CONFERENCE | 1- 0 | 1- 1 | 0- 0 | | | | |
| 2- 0 | 0- 0 | 0- 0 | HOME | 1- 0 | 1- 0 | 0- 0 | | | | |
| 0- 2 | 0- 0 | 0- 1 | AWAY | 0- 0 | 0- 1 | 0- 0 | | | | |
| 0- 0 | 0- 0 | 0- 0 | NEUTRAL | 0- 0 | 0- 0 | 0- 0 | | | | |

| RPI 1-25 | | | | RPI 26-50 | | | | RPI 51-100 | | | | RPI 101+ | | | |
|---------------------------|---|----------|-------|-----------|---|-----------------|-------|------------|---|---------------|-------|----------|---|-----------------|-------|
| RPI | S | Opponent | Score | RPI | S | Opponent | Score | RPI | S | Opponent | Score | RPI | S | Opponent | Score |
| | | | | 30 | A | Texas | 51 60 | 66 | H | TCU | 75 71 | 109 | A | West Virginia | 58 67 |
| | | | | 39 | H | Tennessee | 63 76 | | | | | 142 | H | Arkansas St. | 62 60 |
| | | | | 41 | A | UCLA | 59 71 | | | | | 146 | H | Texas Tech | 65 57 |
| | | | | | | | | | | | | 155 | H | Texas St. | 66 55 |
| | | | | | | | | | | | | 165 | H | Oral Roberts | 89 69 |
| | | | | | | | | | | | | 175 | H | Grambling | 86 40 |
| | | | | | | | | | | | | 181 | H | UC Riverside | 76 51 |
| | | | | | | | | | | | | 195 | H | Prairie View | 70 50 |
| | | | | | | | | | | | | 243 | H | Samford | 82 62 |
| | | | | | | | | | | | | 267 | A | Wichita St. | 60 47 |
| | | | | | | | | | | | | 305 | H | Houston Baptist | 77 44 |
| ----- | | | | | | | | | | | | | | | |
| LAST 12 Division I GAMES: | | | | | | | | | | | | | | | |
| | | | | 30 | A | Texas | 51 60 | 146 | H | Texas Tech | 65 57 | | | | |
| | | | | 175 | H | Grambling | 86 40 | 109 | A | West Virginia | 58 67 | | | | |
| | | | | 165 | H | Oral Roberts | 89 69 | 66 | H | TCU | 75 71 | | | | |
| | | | | 41 | A | UCLA | 59 71 | 155 | H | Texas St. | 66 55 | | | | |
| | | | | 305 | H | Houston Baptist | 77 44 | 267 | A | Wichita St. | 60 47 | | | | |
| | | | | 39 | H | Tennessee | 63 76 | 243 | H | Samford | 82 62 | | | | |

Non-Div I Games:

Oklahoma St.

| | | | | | | | | | | |
|-------------------|----------|-----------|----------------|------------|-------------|---------------|------|------|-------|-----------|
| Average RPI Win: | 203 | WON-LOST | WINNING | LAST 10 | STRENGTH OF | OPP. STRENGTH | TEAM | ADJ. | CONF. | ADJ CONF. |
| Average RPI Loss: | 103 | RECORD | PCT. RANK | GAMES | SCHEDULE | OF SCHEDULE | RPI | RPI | RPI | RPI |
| DIV. I ONLY | 12- 5 | 71 | 7-3 | 116 | 177 | 69 | 69 | 16 | 16 | |
| DIV. I NON-CONF. | 9- 3 | 61 | 0- 1 | 34 | 200 | 31 | 31 | 19 | 19 | |
| ----- | | | | | | | | | | |
| TOTALS | RPI 1-25 | RPI 26-50 | W-L RECORDS | RPI 51-100 | RPI 101-150 | RPI 150+ | | | | |
| 12- 5 | 0- 1 | 0- 0 | OVERALL | 1- 1 | 3- 2 | 8- 1 | | | | |
| 6- 1 | 0- 0 | 0- 0 | HOME | 0- 0 | 1- 1 | 5- 0 | | | | |
| 4- 3 | 0- 1 | 0- 0 | AWAY | 1- 0 | 1- 1 | 2- 1 | | | | |
| 2- 1 | 0- 0 | 0- 0 | NEUTRAL | 0- 1 | 1- 0 | 1- 0 | | | | |
| 9- 3 | 0- 1 | 0- 0 | NON-CONFERENCE | 1- 1 | 3- 1 | 5- 0 | | | | |
| 4- 1 | 0- 0 | 0- 0 | HOME | 0- 0 | 1- 1 | 3- 0 | | | | |
| 3- 1 | 0- 1 | 0- 0 | AWAY | 1- 0 | 1- 0 | 1- 0 | | | | |
| 2- 1 | 0- 0 | 0- 0 | NEUTRAL | 0- 1 | 1- 0 | 1- 0 | | | | |
| 3- 2 | 0- 0 | 0- 0 | CONFERENCE | 0- 0 | 0- 1 | 3- 1 | | | | |
| 2- 0 | 0- 0 | 0- 0 | HOME | 0- 0 | 0- 0 | 2- 0 | | | | |
| 1- 2 | 0- 0 | 0- 0 | AWAY | 0- 0 | 0- 1 | 1- 1 | | | | |
| 0- 0 | 0- 0 | 0- 0 | NEUTRAL | 0- 0 | 0- 0 | 0- 0 | | | | |

| RPI 1-25 | | | | RPI 26-50 | | | | RPI 51-100 | | | | RPI 101+ | | | |
|---------------------------|---|---------------|-------|-----------|---|-------------------|-------|------------|---|-------------------|-------|----------|---|----------------|-------|
| RPI | S | Opponent | Score | RPI | S | Opponent | Score | RPI | S | Opponent | Score | RPI | S | Opponent | Score |
| 8 | A | NC State | 56 85 | | | | | 53 | N | Saint Mary's (CA) | 65 83 | 102 | H | Virginia | 67 73 |
| | | | | | | | | 82 | A | Tulane | 56 48 | 106 | A | Western Ky. | 60 75 |
| | | | | | | | | | | | | 120 | N | Tennessee Tech | 80 73 |
| | | | | | | | | | | | | 132 | A | Cincinnati | 76 72 |
| | | | | | | | | | | | | 136 | H | VCU | 60 57 |
| | | | | | | | | | | | | 151 | A | Louisiana Tech | 70 59 |
| | | | | | | | | | | | | 159 | H | William & Mary | 83 69 |
| | | | | | | | | | | | | 219 | N | Jacksonville | 78 76 |
| | | | | | | | | | | | | 246 | A | Marshall | 48 57 |
| | | | | | | | | | | | | 259 | A | Campbell | 83 59 |
| | | | | | | | | | | | | 281 | H | Norfolk St. | 69 53 |
| | | | | | | | | | | | | 287 | H | Coppin St. | 81 51 |
| | | | | | | | | | | | | 289 | H | Fla. Atlantic | 87 53 |
| | | | | | | | | | | | | 315 | H | FIU | 95 68 |
| ----- | | | | | | | | | | | | | | | |
| LAST 12 Division I GAMES: | | | | | | | | | | | | | | | |
| 289 | H | Fla. Atlantic | 87 53 | 53 | N | Saint Mary's (CA) | 65 83 | 151 | A | Louisiana Tech | 70 59 | | | | |
| 106 | A | Western Ky. | 60 75 | | | | | 315 | H | FIU | 95 68 | | | | |
| 246 | A | Marshall | 48 57 | | | | | 159 | H | William & Mary | 83 69 | | | | |
| 287 | H | Coppin St. | 81 51 | | | | | 8 | A | NC State | 56 85 | | | | |
| 82 | A | Tulane | 56 48 | | | | | 120 | N | Tennessee Tech | 80 73 | | | | |
| 136 | H | VCU | 60 57 | | | | | | | | | | | | |

Non-Div I Games:

Old Dominion

| | | | | | | | | | | |
|-------------------|----------|-----------|----------------|------------|-------------|---------------|------|------|-------|-----------|
| Average RPI Win: | 250 | WON-LOST | WINNING | LAST 10 | STRENGTH OF | OPP. STRENGTH | TEAM | ADJ. | CONF. | ADJ CONF. |
| Average RPI Loss: | 88 | RECORD | PCT. RANK | GAMES | SCHEDULE | OF SCHEDULE | RPI | RPI | RPI | RPI |
| DIV. I ONLY | 7- 11 | 230 | 4-6 | 67 | 188 | 191 | 191 | 6 | 6 | |
| DIV. I NON-CONF. | 6- 8 | 199 | 0- 0 | 140 | 254 | 250 | 250 | 6 | 6 | |
| ----- | | | | | | | | | | |
| TOTALS | RPI 1-25 | RPI 26-50 | W-L RECORDS | RPI 51-100 | RPI 101-150 | RPI 150+ | | | | |
| 7- 11 | 0- 1 | 1- 2 | OVERALL | 0- 4 | 0- 2 | 6- 2 | | | | |
| 6- 6 | 0- 0 | 0- 0 | HOME | 0- 4 | 0- 1 | 6- 1 | | | | |
| 1- 2 | 0- 0 | 1- 1 | AWAY | 0- 0 | 0- 0 | 0- 1 | | | | |
| 0- 3 | 0- 1 | 0- 1 | NEUTRAL | 0- 0 | 0- 1 | 0- 0 | | | | |
| 6- 8 | 0- 1 | 0- 1 | NON-CONFERENCE | 0- 2 | 0- 2 | 6- 2 | | | | |
| 6- 4 | 0- 0 | 0- 0 | HOME | 0- 2 | 0- 1 | 6- 1 | | | | |
| 0- 1 | 0- 0 | 0- 0 | AWAY | 0- 0 | 0- 0 | 0- 1 | | | | |
| 0- 3 | 0- 1 | 0- 1 | NEUTRAL | 0- 0 | 0- 1 | 0- 0 | | | | |
| 1- 3 | 0- 0 | 1- 1 | CONFERENCE | 0- 2 | 0- 0 | 0- 0 | | | | |
| 0- 2 | 0- 0 | 0- 0 | HOME | 0- 2 | 0- 0 | 0- 0 | | | | |
| 1- 1 | 0- 0 | 1- 1 | AWAY | 0- 0 | 0- 0 | 0- 0 | | | | |
| 0- 0 | 0- 0 | 0- 0 | NEUTRAL | 0- 0 | 0- 0 | 0- 0 | | | | |

| RPI 1-25 | | | | RPI 26-50 | | | | RPI 51-100 | | | | RPI 101+ Team's RPI: 191 | | | |
|---------------------------|---|----------------|-------|-----------|---|----------|-------|------------|---|----------|-------|--------------------------|---|------------------|-------|
| RPI | S | Opponent | Score | RPI | S | Opponent | Score | RPI | S | Opponent | Score | RPI | S | Opponent | Score |
| 6 | N | UConn | 50 90 | 27 | A | Kentucky | 55 49 | 61 | H | Arkansas | 55 85 | 115 | N | St. John's (NY) | 59 64 |
| | | | | 33 | A | Missouri | 55 78 | 66 | H | TCU | 50 55 | 140 | H | IUPUI | 58 66 |
| | | | | 45 | N | Purdue | 59 70 | 70 | H | LSU | 41 55 | 151 | A | Louisiana Tech | 71 80 |
| | | | | | | | | 88 | H | Troy | 54 71 | 196 | H | Jacksonville St. | 49 60 |
| | | | | | | | | | | | | 250 | H | Temple | 62 55 |
| | | | | | | | | | | | | 274 | H | Louisiana | 79 57 |
| | | | | | | | | | | | | 281 | H | Norfolk St. | 60 42 |
| | | | | | | | | | | | | 282 | H | North Florida | 82 69 |
| | | | | | | | | | | | | 295 | H | Western Mich. | 69 66 |
| | | | | | | | | | | | | 339 | H | Savannah St. | 74 51 |
| LAST 12 Division I GAMES: | | | | | | | | | | | | | | | |
| 33 | A | Missouri | 55 78 | 27 | A | Kentucky | 55 49 | 61 | H | Arkansas | 55 85 | 196 | H | Jacksonville St. | 49 60 |
| 282 | H | North Florida | 82 69 | 70 | H | LSU | 41 55 | 66 | H | TCU | 50 55 | 115 | N | St. John's (NY) | 59 64 |
| 88 | H | Troy | 54 71 | | | | | | | | | | | | |
| 151 | A | Louisiana Tech | 71 80 | | | | | | | | | | | | |
| 274 | H | Louisiana | 79 57 | | | | | | | | | | | | |
| 339 | H | Savannah St. | 74 51 | | | | | | | | | | | | |

Non-Div I Games:

Ole Miss

| | | | | | | | | | | | | | | | | | | | | | |
|---------------------------|---|-----------|-------|------------|---|------------------|-------|-----------------|---|--------------------------------|-------|---------------|---|------------------|-------|------|--|-------|--|-----------|--|
| Omaha | | | | | | | | | | Through Games Of Jan. 18, 2019 | | | | | | | | | | | |
| Average RPI Win: | | 317 | | WON-LOST | | WINNING | | LAST 10 | | STRENGTH OF | | OPP. STRENGTH | | TEAM | | ADJ. | | CONF. | | ADJ CONF. | |
| Average RPI Loss: | | 150 | | RECORD | | PCT. RANK | | GAMES | | SCHEDULE | | OF SCHEDULE | | RPI | | RPI | | RPI | | RPI | |
| DIV. I ONLY | | 5- 11 | | 261 | | 2-8 | | 308 | | 246 | | 311 | | 311 | | 18 | | 18 | | | |
| DIV. I NON-CONF. | | 4- 7 | | 228 | | 1- 0 | | 292 | | 247 | | 281 | | 281 | | 16 | | 16 | | | |
| ----- | | | | | | | | | | | | | | | | | | | | | |
| TOTALS | | RPI 1-25 | | RPI 26-50 | | W-L RECORDS | | RPI 51-100 | | RPI 101-150 | | RPI 150+ | | | | | | | | | |
| 5- 11 | | 0- 0 | | 0- 1 | | OVERALL | | 0- 2 | | 0- 1 | | 5- 7 | | | | | | | | | |
| 3- 4 | | 0- 0 | | 0- 0 | | HOME | | 0- 0 | | 0- 0 | | 3- 4 | | | | | | | | | |
| 1- 6 | | 0- 0 | | 0- 1 | | AWAY | | 0- 2 | | 0- 1 | | 1- 2 | | | | | | | | | |
| 1- 1 | | 0- 0 | | 0- 0 | | NEUTRAL | | 0- 0 | | 0- 0 | | 1- 1 | | | | | | | | | |
| 4- 7 | | 0- 0 | | 0- 1 | | NON-CONFERENCE | | 0- 2 | | 0- 1 | | 4- 3 | | | | | | | | | |
| 2- 2 | | 0- 0 | | 0- 0 | | HOME | | 0- 0 | | 0- 0 | | 2- 2 | | | | | | | | | |
| 1- 4 | | 0- 0 | | 0- 1 | | AWAY | | 0- 2 | | 0- 1 | | 1- 0 | | | | | | | | | |
| 1- 1 | | 0- 0 | | 0- 0 | | NEUTRAL | | 0- 0 | | 0- 0 | | 1- 1 | | | | | | | | | |
| 1- 4 | | 0- 0 | | 0- 0 | | CONFERENCE | | 0- 0 | | 0- 0 | | 1- 4 | | | | | | | | | |
| 1- 2 | | 0- 0 | | 0- 0 | | HOME | | 0- 0 | | 0- 0 | | 1- 2 | | | | | | | | | |
| 0- 2 | | 0- 0 | | 0- 0 | | AWAY | | 0- 0 | | 0- 0 | | 0- 2 | | | | | | | | | |
| 0- 0 | | 0- 0 | | 0- 0 | | NEUTRAL | | 0- 0 | | 0- 0 | | 0- 0 | | | | | | | | | |
| ----- | | | | | | | | | | | | | | | | | | | | | |
| RPI 1-25 | | RPI 26-50 | | RPI 51-100 | | RPI 101+ | | Team's RPI: 311 | | | | | | | | | | | | | |
| RPI | S | Opponent | Score | RPI | S | Opponent | Score | RPI | S | Opponent | Score | RPI | S | Opponent | Score | | | | | | |
| | | | | 47 | A | Kansas St. | 46 61 | 60 | A | Creighton | 51 66 | 114 | A | Montana St. | 56 59 | | | | | | |
| | | | | | | | | 76 | A | UNI | 50 79 | 156 | H | CSUN | 52 64 | | | | | | |
| | | | | | | | | | | | | 163 | H | Denver | 68 95 | | | | | | |
| | | | | | | | | | | | | 165 | H | Oral Roberts | 56 71 | | | | | | |
| | | | | | | | | | | | | 177 | H | Bradley | 60 80 | | | | | | |
| | | | | | | | | | | | | 200 | A | North Dakota | 57 68 | | | | | | |
| | | | | | | | | | | | | 234 | A | Western Ill. | 70 78 | | | | | | |
| | | | | | | | | | | | | 259 | N | Campbel l | 52 65 | | | | | | |
| | | | | | | | | | | | | 272 | H | CSU Bakersfi eld | 53 46 | | | | | | |
| | | | | | | | | | | | | 319 | H | North Dakota St. | 78 61 | | | | | | |
| | | | | | | | | | | | | 323 | A | Detroit Mercy | 51 42 | | | | | | |
| | | | | | | | | | | | | 327 | H | USC Upstate | 96 69 | | | | | | |
| | | | | | | | | | | | | 343 | N | Florida A&M | 57 50 | | | | | | |
| ----- | | | | | | | | | | | | | | | | | | | | | |
| LAST 12 Division I GAMES: | | | | | | | | | | | | | | | | | | | | | |
| | | | | 319 | H | North Dakota St. | 78 61 | 343 | N | Florida A&M | 57 50 | | | | | | | | | | |
| | | | | 165 | H | Oral Roberts | 56 71 | 234 | A | Western Ill. | 70 78 | | | | | | | | | | |
| | | | | 163 | H | Denver | 68 95 | 200 | A | North Dakota | 57 68 | | | | | | | | | | |
| | | | | 76 | A | UNI | 50 79 | 272 | H | CSU Bakersfi eld | 53 46 | | | | | | | | | | |
| | | | | 114 | A | Montana St. | 56 59 | 60 | A | Creighton | 51 66 | | | | | | | | | | |
| | | | | 177 | H | Bradley | 60 80 | 323 | A | Detroit Mercy | 51 42 | | | | | | | | | | |

Omaha

Non-Div I Games: Graceland (IA) 81 39

Omaha

Loss, Non-Conf, S Site, H Home A Away N Neutral

Page 217

Non-Div I Games: Graceland (IA) 81 39

Omaha

| | | | | | | | | | | |
|-------------------|----------|-----------|----------------|------------|-------------|---------------|------|------|-------|-----------|
| Average RPI Win: | 244 | WON-LOST | WINNING | LAST 10 | STRENGTH OF | OPP. STRENGTH | TEAM | ADJ. | CONF. | ADJ CONF. |
| Average RPI Loss: | 77 | RECORD | PCT. RANK | GAMES | SCHEDULE | OF SCHEDULE | RPI | RPI | RPI | RPI |
| DIV. I ONLY | 8- 9 | 185 | 5-5 | 160 | 124 | 165 | 165 | 18 | 18 | |
| DIV. I NON-CONF. | 5- 6 | 177 | 0- 0 | 105 | 83 | 116 | 116 | 16 | 16 | |
| ----- | | | | | | | | | | |
| TOTALS | RPI 1-25 | RPI 26-50 | W-L RECORDS | RPI 51-100 | RPI 101-150 | RPI 150+ | | | | |
| 8- 9 | 0- 2 | 0- 1 | OVERALL | 0- 3 | 0- 2 | 8- 1 | | | | |
| 3- 4 | 0- 1 | 0- 0 | HOME | 0- 0 | 0- 2 | 3- 1 | | | | |
| 5- 5 | 0- 1 | 0- 1 | AWAY | 0- 3 | 0- 0 | 5- 0 | | | | |
| 0- 0 | 0- 0 | 0- 0 | NEUTRAL | 0- 0 | 0- 0 | 0- 0 | | | | |
| 5- 6 | 0- 1 | 0- 0 | NON-CONFERENCE | 0- 3 | 0- 2 | 5- 0 | | | | |
| 2- 2 | 0- 0 | 0- 0 | HOME | 0- 0 | 0- 2 | 2- 0 | | | | |
| 3- 4 | 0- 1 | 0- 0 | AWAY | 0- 3 | 0- 0 | 3- 0 | | | | |
| 0- 0 | 0- 0 | 0- 0 | NEUTRAL | 0- 0 | 0- 0 | 0- 0 | | | | |
| 3- 3 | 0- 1 | 0- 1 | CONFERENCE | 0- 0 | 0- 0 | 3- 1 | | | | |
| 1- 2 | 0- 1 | 0- 0 | HOME | 0- 0 | 0- 0 | 1- 1 | | | | |
| 2- 1 | 0- 0 | 0- 1 | AWAY | 0- 0 | 0- 0 | 2- 0 | | | | |
| 0- 0 | 0- 0 | 0- 0 | NEUTRAL | 0- 0 | 0- 0 | 0- 0 | | | | |

| RPI 1-25 | | | | RPI 26-50 | | | | RPI 51-100 | | | | RPI 101+ Team's RPI: 165 | | | |
|---------------------------|---|-----------------|-------|-----------|---|-------------------|-------|------------|---|--------------|-------|--------------------------|---|-------------------|-------|
| RPI | S | Opponent | Score | RPI | S | Opponent | Score | RPI | S | Opponent | Score | RPI | S | Opponent | Score |
| 13 | A | Iowa | 77 90 | 26 | A | South Dakota St. | 55 68 | 59 | A | Kansas | 58 70 | 116 | H | UT Arlington | 62 80 |
| 23 | H | South Dakota | 72 76 | | | | | 61 | A | Arkansas | 61 74 | 119 | H | Tulsa | 68 76 |
| | | | | | | | | 78 | A | Oklahoma St. | 69 89 | 155 | A | Texas St. | 81 64 |
| | | | | | | | | | | | | 189 | H | Southern Utah | 64 59 |
| | | | | | | | | | | | | 192 | H | UMKC | 75 64 |
| | | | | | | | | | | | | 200 | H | North Dakota | 67 75 |
| | | | | | | | | | | | | 227 | A | Sam Houston St. | 73 62 |
| | | | | | | | | | | | | 234 | H | Western Ill. | 68 64 |
| | | | | | | | | | | | | 305 | A | Houston Baptist | 74 56 |
| | | | | | | | | | | | | 311 | A | Omaha | 71 56 |
| | | | | | | | | | | | | 336 | A | Purdue Fort Wayne | 72 61 |
| ----- | | | | | | | | | | | | | | | |
| LAST 12 Division I GAMES: | | | | | | | | | | | | | | | |
| 234 | H | Western Ill. | 68 64 | 23 | H | South Dakota | 72 76 | | | | | | | | |
| 200 | H | North Dakota | 67 75 | 26 | A | South Dakota St. | 55 68 | | | | | | | | |
| 311 | A | Omaha | 71 56 | 336 | A | Purdue Fort Wayne | 72 61 | | | | | | | | |
| 78 | A | Oklahoma St. | 69 89 | 116 | H | UT Arlington | 62 80 | | | | | | | | |
| 305 | A | Houston Baptist | 74 56 | 189 | H | Southern Utah | 64 59 | | | | | | | | |
| 227 | A | Sam Houston St. | 73 62 | 61 | A | Arkansas | 61 74 | | | | | | | | |

Non-Div I Games: Harris-Stowe 74 46 Cent. Christian (KS) 47

Oral Roberts

| Average RPI | Win: | 91 | WON-LOST | WINNING | LAST 10 | STRENGTH OF | OPP. STRENGTH | TEAM | ADJ. | CONF. | ADJ CONF. |
|------------------|----------|-------|-----------|-----------|----------------|-------------|---------------|-------------|------|----------|-----------|
| Average RPI | Loss: | 25 | RECORD | PCT. RANK | GAMES | SCHEDULE | OF SCHEDULE | RPI | RPI | RPI | RPI |
| DIV. I ONLY | | 15- 1 | | 6 | 9-1 | 15 | 1 | 3 | 3 | 2 | 2 |
| DIV. I NON-CONF. | | 10- 1 | | 19 | 0- 0 | 13 | 23 | 2 | 2 | 2 | 2 |
| ----- | | | | | | | | | | | |
| TOTALS | RPI 1-25 | | RPI 26-50 | | W-L RECORDS | RPI 51-100 | | RPI 101-150 | | RPI 150+ | |
| 15- 1 | 3- 1 | | 3- 0 | | OVERALL | 4- 0 | | 1- 0 | | 4- 0 | |
| 9- 0 | 3- 0 | | 1- 0 | | HOME | 2- 0 | | 1- 0 | | 2- 0 | |
| 5- 1 | 0- 1 | | 2- 0 | | AWAY | 2- 0 | | 0- 0 | | 1- 0 | |
| 1- 0 | 0- 0 | | 0- 0 | | NEUTRAL | 0- 0 | | 0- 0 | | 1- 0 | |
| 10- 1 | 2- 1 | | 2- 0 | | NON-CONFERENCE | 1- 0 | | 1- 0 | | 4- 0 | |
| 6- 0 | 2- 0 | | 1- 0 | | HOME | 0- 0 | | 1- 0 | | 2- 0 | |
| 3- 1 | 0- 1 | | 1- 0 | | AWAY | 1- 0 | | 0- 0 | | 1- 0 | |
| 1- 0 | 0- 0 | | 0- 0 | | NEUTRAL | 0- 0 | | 0- 0 | | 1- 0 | |
| 5- 0 | 1- 0 | | 1- 0 | | CONFERENCE | 3- 0 | | 0- 0 | | 0- 0 | |
| 3- 0 | 1- 0 | | 0- 0 | | HOME | 2- 0 | | 0- 0 | | 0- 0 | |
| 2- 0 | 0- 0 | | 1- 0 | | AWAY | 1- 0 | | 0- 0 | | 0- 0 | |
| 0- 0 | 0- 0 | | 0- 0 | | NEUTRAL | 0- 0 | | 0- 0 | | 0- 0 | |

| RPI | S | Opponent | Score | RPI | S | Opponent | Score | RPI | S | Opponent | Score | RPI | S | Opponent | Score |
|---------------------------|---|------------------|--------|-----|---|---------------------|--------|-----|---|---------------------|-------|-----|---|----------------|--------|
| 5 | H | Syracuse | 75 73 | 26 | A | South Dakota St. | 87 79 | 52 | A | Southern California | 93 53 | 145 | H | UC Irvine | 115 69 |
| 9 | H | Mississippi St. | 82 74 | 35 | H | Buffalo | 102 82 | 53 | A | Saint Mary's (CA) | 79 55 | 153 | A | Utah St. | 88 58 |
| 15 | H | Arizona St. | 77 71 | 41 | A | UCLA | 72 52 | 98 | H | Washington | 84 71 | 181 | N | UC Riverside | 94 44 |
| 25 | A | Michigan St. | 82 88 | | | | | 100 | H | Washington St. | 98 58 | 220 | H | Long Beach St. | 110 48 |
| | | | | | | | | | | | | 229 | H | Air Force | 82 36 |
| ----- | | | | | | | | | | | | | | | |
| Team's RPI: 3 | | | | | | | | | | | | | | | |
| RPI 1-25 | | | | | | | | | | | | | | | |
| RPI 26-50 | | | | | | | | | | | | | | | |
| RPI 51-100 | | | | | | | | | | | | | | | |
| RPI 101+ | | | | | | | | | | | | | | | |
| LAST 12 Division I GAMES: | | | | | | | | | | | | | | | |
| 100 | H | Washington St. | 98 58 | 15 | H | Arizona St. | 77 71 | | | | | | | | |
| 98 | H | Washington | 84 71 | 41 | A | UCLA | 72 52 | | | | | | | | |
| 145 | H | UC Irvine | 115 69 | 52 | A | Southern California | 93 53 | | | | | | | | |
| 229 | H | Air Force | 82 36 | 25 | A | Michigan St. | 82 88 | | | | | | | | |
| 9 | H | Mississippi St. | 82 74 | 220 | H | Long Beach St. | 110 48 | | | | | | | | |
| 26 | A | South Dakota St. | 87 79 | 53 | A | Saint Mary's (CA) | 79 55 | | | | | | | | |

Non-Div I Games: Alas. Fairbanks 115 36

Oregon

| | | | | | | | | | | |
|-------------------|-----|----------|-----------|---------|-------------|---------------|------|------|-------|-----------|
| Average RPI Win: | 141 | WON-LOST | WINNING | LAST 10 | STRENGTH OF | OPP. STRENGTH | TEAM | ADJ. | CONF. | ADJ CONF. |
| Average RPI Loss: | 19 | RECORD | PCT. RANK | GAMES | SCHEDULE | OF SCHEDULE | RPI | RPI | RPI | RPI |

| | | | | | | | | | |
|------------------|----------|-----------|----------------|------------|-------------|----------|----|---|---|
| DIV. I ONLY | 15- 2 | 12 | 9-1 | 159 | 4 | 31 | 31 | 2 | 2 |
| DIV. I NON-CONF. | 10- 2 | 37 | 0- 1 | 225 | 13 | 70 | 70 | 2 | 2 |
| ----- | | | | | | | | | |
| TOTALS | RPI 1-25 | RPI 26-50 | W-L RECORDS | RPI 51-100 | RPI 101-150 | RPI 150+ | | | |
| 15- 2 | 1- 1 | 2- 1 | OVERALL | 5- 0 | 1- 0 | 6- 0 | | | |
| 10- 0 | 0- 0 | 1- 0 | HOME | 4- 0 | 0- 0 | 5- 0 | | | |
| 2- 0 | 0- 0 | 1- 0 | AWAY | 1- 0 | 0- 0 | 0- 0 | | | |
| 3- 2 | 1- 1 | 0- 1 | NEUTRAL | 0- 0 | 1- 0 | 1- 0 | | | |
| 10- 2 | 1- 1 | 1- 1 | NON-CONFERENCE | 1- 0 | 1- 0 | 6- 0 | | | |
| 7- 0 | 0- 0 | 1- 0 | HOME | 1- 0 | 0- 0 | 5- 0 | | | |
| 0- 0 | 0- 0 | 0- 0 | AWAY | 0- 0 | 0- 0 | 0- 0 | | | |
| 3- 2 | 1- 1 | 0- 1 | NEUTRAL | 0- 0 | 1- 0 | 1- 0 | | | |
| 5- 0 | 0- 0 | 1- 0 | CONFERENCE | 4- 0 | 0- 0 | 0- 0 | | | |
| 3- 0 | 0- 0 | 0- 0 | HOME | 3- 0 | 0- 0 | 0- 0 | | | |
| 2- 0 | 0- 0 | 1- 0 | AWAY | 1- 0 | 0- 0 | 0- 0 | | | |
| 0- 0 | 0- 0 | 0- 0 | NEUTRAL | 0- 0 | 0- 0 | 0- 0 | | | |

| RPI 1-25 | | | | RPI 26-50 | | | | RPI 51-100 | | | | RPI 101+ | | | |
|---------------------------|---|---------------------|-------|-----------|---|------------|-------|------------|---|---------------------|-------|----------|---|-----------------|--------|
| RPI | S | Opponent | Score | RPI | S | Opponent | Score | RPI | S | Opponent | Score | RPI | S | Opponent | Score |
| 1 | N | Notre Dame | 81 91 | 36 | N | Texas A&M | 70 76 | 52 | A | Southern California | 76 52 | 106 | N | Western Ky. | 74 60 |
| 24 | N | South Carolina | 70 68 | 41 | A | UCLA | 83 73 | 53 | H | Saint Mary's (CA) | 89 56 | 166 | H | Santa Clara | 82 31 |
| | | | | 48 | H | Duke | 71 57 | 58 | H | Arizona | 86 64 | 184 | N | Eastern Wash. | 93 45 |
| | | | | | | | | 98 | H | Washington | 78 67 | 268 | H | La Salle | 100 46 |
| | | | | | | | | 100 | H | Washington St. | 76 69 | 272 | H | CSU Bakersfield | 92 52 |
| | | | | | | | | | | | | 301 | H | Cal Poly | 79 54 |
| | | | | | | | | | | | | 344 | H | Ark.-Pine Bluff | 89 33 |
| ----- | | | | | | | | | | | | | | | |
| LAST 12 Division I GAMES: | | | | | | | | | | | | | | | |
| 52 | A | Southern California | 76 52 | 1 | N | Notre Dame | 81 91 | 24 | N | South Carolina | 70 68 | 58 | H | Arizona | 86 64 |
| 41 | A | UCLA | 83 73 | 36 | N | Texas A&M | 70 76 | 184 | N | Eastern Wash. | 93 45 | 166 | H | Santa Clara | 82 31 |
| 98 | H | Washington | 78 67 | 48 | H | Duke | 71 57 | | | | | | | | |
| 100 | H | Washington St. | 76 69 | | | | | | | | | | | | |
| 272 | H | CSU Bakersfield | 92 52 | | | | | | | | | | | | |

Non-Div I Games:

Oregon St.

P
a
c
i
f
i
c

P
a
c
i
f
i
c

Paci fi c

| | | | | | | | | | | |
|-------------------|----------|-----------|----------------|------------|-------------|---------------|------|------|-------|-----------|
| Average RPI Win: | 235 | WON-LOST | WINNING | LAST 10 | STRENGTH OF | OPP. STRENGTH | TEAM | ADJ. | CONF. | ADJ CONF. |
| Average RPI Loss: | 44 | RECORD | PCT. RANK | GAMES | SCHEDULE | OF SCHEDULE | RPI | RPI | RPI | RPI |
| DIV. I ONLY | 9- 3 | 50 | 8-2 | 219 | 91 | 83 | 83 | 11 | 11 | |
| DIV. I NON-CONF. | 8- 3 | 71 | 0- 1 | 228 | 114 | 95 | 95 | 12 | 12 | |
| ----- | | | | | | | | | | |
| TOTALS | RPI 1-25 | RPI 26-50 | W-L RECORDS | RPI 51-100 | RPI 101-150 | RPI 150+ | | | | |
| 9- 3 | 0- 1 | 0- 1 | OVERALL | 1- 1 | 1- 0 | 7- 0 | | | | |
| 3- 1 | 0- 0 | 0- 1 | HOME | 0- 0 | 0- 0 | 3- 0 | | | | |
| 6- 1 | 0- 1 | 0- 0 | AWAY | 1- 0 | 1- 0 | 4- 0 | | | | |
| 0- 1 | 0- 0 | 0- 0 | NEUTRAL | 0- 1 | 0- 0 | 0- 0 | | | | |
| 8- 3 | 0- 1 | 0- 1 | NON-CONFERENCE | 0- 1 | 1- 0 | 7- 0 | | | | |
| 3- 1 | 0- 0 | 0- 1 | HOME | 0- 0 | 0- 0 | 3- 0 | | | | |
| 5- 1 | 0- 1 | 0- 0 | AWAY | 0- 0 | 1- 0 | 4- 0 | | | | |
| 0- 1 | 0- 0 | 0- 0 | NEUTRAL | 0- 1 | 0- 0 | 0- 0 | | | | |
| 1- 0 | 0- 0 | 0- 0 | CONFERENCE | 1- 0 | 0- 0 | 0- 0 | | | | |
| 0- 0 | 0- 0 | 0- 0 | HOME | 0- 0 | 0- 0 | 0- 0 | | | | |
| 1- 0 | 0- 0 | 0- 0 | AWAY | 1- 0 | 0- 0 | 0- 0 | | | | |
| 0- 0 | 0- 0 | 0- 0 | NEUTRAL | 0- 0 | 0- 0 | 0- 0 | | | | |

| RPI 1-25 | | | | RPI 26-50 | | | | RPI 51-100 | | | | RPI 101+ | | | |
|---------------------------|---|------------|-------|-----------|---|-----------|-------|------------|---|----------------|-------|----------|---|----------------|-------|
| RPI | S | Opponent | Score | RPI | S | Opponent | Score | RPI | S | Opponent | Score | RPI | S | Opponent | Score |
| 1 | A | Notre Dame | 55 75 | 43 | H | Villanova | 50 58 | 84 | A | Princeton | 66 60 | 125 | A | Drexel | 55 39 |
| | | | | | | | | 89 | N | Maine | 46 47 | 197 | A | Navy | 65 61 |
| | | | | | | | | | | | | 252 | A | Stetson | 75 53 |
| | | | | | | | | | | | | 268 | H | La Salle | 65 34 |
| | | | | | | | | | | | | 275 | A | Siena | 58 51 |
| | | | | | | | | | | | | 277 | H | Saint Joseph's | 65 45 |
| | | | | | | | | | | | | 306 | H | NJIT | 85 42 |
| | | | | | | | | | | | | 328 | A | Iona | 66 43 |
| ----- | | | | | | | | | | | | | | | |
| LAST 12 Division I GAMES: | | | | | | | | | | | | | | | |
| 125 | A | Drexel | 55 39 | 43 | H | Villanova | 50 58 | 84 | A | Princeton | 66 60 | 252 | A | Stetson | 75 53 |
| 328 | A | Iona | 66 43 | | | | | 277 | H | Saint Joseph's | 65 45 | | | | |
| 268 | H | La Salle | 65 34 | | | | | 1 | A | Notre Dame | 55 75 | | | | |
| 89 | N | Maine | 46 47 | | | | | 275 | A | Siena | 58 51 | | | | |
| 197 | A | Navy | 65 61 | | | | | | | | | | | | |
| 306 | H | NJIT | 85 42 | | | | | | | | | | | | |

Non-Div I Games:

Penn

Average RPI Win: 159

Average RPI Loss: 59

WON-LOST
RECORDWINNING
PCT. RANKLAST 10
GAMESSTRENGTH OF
SCHEDULEOPP. STRENGTH
OF SCHEDULETEAM
RPIADJ.
RPICONF.
RPIADJ CONF.
RPIDIV. I ONLY
DIV. I NON-CONF.9- 8
7- 4162
1095-5
0- 026
5971
111111
98111
984
54
5

TOTALS

RPI 1-25

RPI 26-50

W-L RECORDS

RPI 51-100

RPI 101-150

RPI 150+

9- 8
8- 5
1- 3
0- 00- 3
0- 0
0- 3
0- 00- 2
0- 2
0- 0
0- 0OVERALL
HOME
AWAY
NEUTRAL2- 1
2- 1
0- 0
0- 02- 2
1- 2
1- 0
0- 05- 0
5- 0
0- 0
0- 07- 4
6- 3
1- 1
0- 00- 1
0- 0
0- 1
0- 00- 1
0- 1
0- 0
0- 0NON-CONFERENCE
HOME
AWAY
NEUTRAL2- 0
2- 0
0- 0
0- 02- 2
1- 2
1- 0
0- 03- 0
3- 0
0- 0
0- 02- 4
2- 2
0- 2
0- 00- 2
0- 0
0- 2
0- 00- 1
0- 1
0- 0
0- 0CONFERENCE
HOME
AWAY
NEUTRAL0- 1
0- 1
0- 0
0- 00- 0
0- 0
0- 0
0- 02- 0
2- 0
0- 0
0- 0

RPI 1-25

RPI 26-50

RPI 51-100

RPI 101+

Team's RPI: 111

| RPI | S | Opponent | Score |
|-----|---|-------------|-------|
| 17 | A | Rutgers | 61 74 |
| 20 | A | Indiana | 75 83 |
| 21 | A | Florida St. | 58 87 |

| RPI | S | Opponent | Score |
|-----|---|------------|-------|
| 28 | H | California | 58 75 |
| 29 | H | Maryland | 61 77 |

| RPI | S | Opponent | Score |
|-----|---|------------|-------|
| 84 | H | Princeton | 79 71 |
| 86 | H | Ohio St. | 71 76 |
| 93 | H | Providence | 74 72 |

| RPI | S | Opponent | Score |
|-----|---|-----------------|-------|
| 135 | H | Stony Brook | 70 81 |
| 137 | A | Fordham | 72 55 |
| 138 | H | Duquesne | 58 64 |
| 150 | H | American | 80 59 |
| 160 | H | Wisconsin | 71 64 |
| 162 | H | Illinois | 62 48 |
| 200 | H | North Dakota | 75 68 |
| 219 | H | Jacksonville | 80 61 |
| 226 | H | St. Bonaventure | 80 65 |

LAST 12 Division I GAMES:

| | | | | | | | |
|-----|---|-----------------|-------|-----|---|--------------|-------|
| 160 | H | Wisconsin | 71 64 | 86 | H | Ohio St. | 71 76 |
| 20 | A | Indiana | 75 83 | 162 | H | Illinois | 62 48 |
| 29 | H | Maryland | 61 77 | 17 | A | Rutgers | 61 74 |
| 150 | H | American | 80 59 | 219 | H | Jacksonville | 80 61 |
| 226 | H | St. Bonaventure | 80 65 | 21 | A | Florida St. | 58 87 |
| 138 | H | Duquesne | 58 64 | 135 | H | Stony Brook | 70 81 |

Non-Div I Games:

Penn St.

| | | | | | | | | | | |
|-------------------|----------|-----------|----------------|------------|-------------|---------------|------|------|-------|-----------|
| Average RPI Win: | 252 | WON-LOST | WINNING | LAST 10 | STRENGTH OF | OPP. STRENGTH | TEAM | ADJ. | CONF. | ADJ CONF. |
| Average RPI Loss: | 103 | RECORD | PCT. RANK | GAMES | SCHEDULE | OF SCHEDULE | RPI | RPI | RPI | RPI |
| DIV. I ONLY | 10- 6 | 99 | 5-5 | 298 | 117 | 168 | 168 | 7 | 7 | |
| DIV. I NON-CONF. | 6- 4 | 125 | 0- 0 | 345 | 154 | 230 | 230 | 7 | 7 | |
| ----- | | | | | | | | | | |
| TOTALS | RPI 1-25 | RPI 26-50 | W-L RECORDS | RPI 51-100 | RPI 101-150 | RPI 150+ | | | | |
| 10- 6 | 0- 2 | 0- 0 | OVERALL | 0- 1 | 1- 2 | 9- 1 | | | | |
| 4- 1 | 0- 1 | 0- 0 | HOME | 0- 0 | 1- 0 | 3- 0 | | | | |
| 4- 4 | 0- 1 | 0- 0 | AWAY | 0- 1 | 0- 2 | 4- 0 | | | | |
| 2- 1 | 0- 0 | 0- 0 | NEUTRAL | 0- 0 | 0- 0 | 2- 1 | | | | |
| 6- 4 | 0- 0 | 0- 0 | NON-CONFERENCE | 0- 1 | 0- 2 | 6- 1 | | | | |
| 1- 0 | 0- 0 | 0- 0 | HOME | 0- 0 | 0- 0 | 1- 0 | | | | |
| 3- 3 | 0- 0 | 0- 0 | AWAY | 0- 1 | 0- 2 | 3- 0 | | | | |
| 2- 1 | 0- 0 | 0- 0 | NEUTRAL | 0- 0 | 0- 0 | 2- 1 | | | | |
| 4- 2 | 0- 2 | 0- 0 | CONFERENCE | 0- 0 | 1- 0 | 3- 0 | | | | |
| 3- 1 | 0- 1 | 0- 0 | HOME | 0- 0 | 1- 0 | 2- 0 | | | | |
| 1- 1 | 0- 1 | 0- 0 | AWAY | 0- 0 | 0- 0 | 1- 0 | | | | |
| 0- 0 | 0- 0 | 0- 0 | NEUTRAL | 0- 0 | 0- 0 | 0- 0 | | | | |

| RPI 1-25 | | | | RPI 26-50 | | | | RPI 51-100 | | | | RPI 101+ | | | | Team's RPI: 168 |
|---------------------------|---|--------------|-------|-----------|---|---------------|-------|------------|---|------------|-------|----------|---|----------------|--------|-----------------|
| RPI | S | Opponent | Score | RPI | S | Opponent | Score | RPI | S | Opponent | Score | RPI | S | Opponent | Score | |
| 10 | H | Gonzaga | 54 79 | | | | | 93 | A | Providence | 47 66 | 107 | A | Idaho St. | 63 65 | |
| 19 | A | BYU | 58 83 | | | | | | | | | 122 | A | Colorado | 65 80 | |
| | | | | | | | | | | | | 133 | H | Portland | 82 68 | |
| | | | | | | | | | | | | 166 | H | Santa Clara | 74 48 | |
| | | | | | | | | | | | | 241 | A | San Diego | 74 55 | |
| | | | | | | | | | | | | 245 | N | Sacramento St. | 113 97 | |
| | | | | | | | | | | | | 251 | H | San Francisco | 69 50 | |
| | | | | | | | | | | | | 268 | N | La Salle | 55 62 | |
| | | | | | | | | | | | | 269 | A | Hawaii | 65 64 | |
| | | | | | | | | | | | | 285 | N | Northern Ky. | 51 46 | |
| | | | | | | | | | | | | 297 | H | Weber St. | 68 47 | |
| | | | | | | | | | | | | 301 | A | Cal Poly | 70 63 | |
| | | | | | | | | | | | | 335 | A | Seattle U | 78 64 | |
| ----- | | | | | | | | | | | | | | | | |
| LAST 12 Division I GAMES: | | | | | | | | | | | | | | | | |
| 19 | A | BYU | 58 83 | 251 | H | San Francisco | 69 50 | | | | | | | | | |
| 10 | H | Gonzaga | 54 79 | 166 | H | Santa Clara | 74 48 | | | | | | | | | |
| 133 | H | Portland | 82 68 | 241 | A | San Diego | 74 55 | | | | | | | | | |
| 285 | N | Northern Ky. | 51 46 | 107 | A | Idaho St. | 63 65 | | | | | | | | | |
| 268 | N | La Salle | 55 62 | 297 | H | Weber St. | 68 47 | | | | | | | | | |
| 93 | A | Providence | 47 66 | 335 | A | Seattle U | 78 64 | | | | | | | | | |

Non-Div I Games:

Pepperdine

| | | | | | | | | | | |
|-------------------|----------|-----------|----------------|------------|-------------|---------------|------|------|-------|-----------|
| Average RPI Win: | 164 | WON-LOST | WINNING | LAST 10 | STRENGTH OF | OPP. STRENGTH | TEAM | ADJ. | CONF. | ADJ CONF. |
| Average RPI Loss: | 64 | RECORD | PCT. RANK | GAMES | SCHEDULE | OF SCHEDULE | RPI | RPI | RPI | RPI |
| DIV. I ONLY | 9- 9 | 169 | 5-5 | 19 | 36 | 80 | 80 | 1 | 1 | |
| DIV. I NON-CONF. | 9- 5 | 105 | 0- 0 | 87 | 90 | 86 | 86 | 1 | 1 | |
| ----- | | | | | | | | | | |
| TOTALS | RPI 1-25 | RPI 26-50 | W-L RECORDS | RPI 51-100 | RPI 101-150 | RPI 150+ | | | | |
| 9- 9 | 0- 4 | 0- 0 | OVERALL | 2- 2 | 4- 2 | 3- 1 | | | | |
| 5- 5 | 0- 2 | 0- 0 | HOME | 0- 1 | 3- 2 | 2- 0 | | | | |
| 2- 3 | 0- 2 | 0- 0 | AWAY | 1- 1 | 1- 0 | 0- 0 | | | | |
| 2- 1 | 0- 0 | 0- 0 | NEUTRAL | 1- 0 | 0- 0 | 1- 1 | | | | |
| 9- 5 | 0- 1 | 0- 0 | NON-CONFERENCE | 2- 1 | 4- 2 | 3- 1 | | | | |
| 5- 3 | 0- 1 | 0- 0 | HOME | 0- 0 | 3- 2 | 2- 0 | | | | |
| 2- 1 | 0- 0 | 0- 0 | AWAY | 1- 1 | 1- 0 | 0- 0 | | | | |
| 2- 1 | 0- 0 | 0- 0 | NEUTRAL | 1- 0 | 0- 0 | 1- 1 | | | | |
| 0- 4 | 0- 3 | 0- 0 | CONFERENCE | 0- 1 | 0- 0 | 0- 0 | | | | |
| 0- 2 | 0- 1 | 0- 0 | HOME | 0- 1 | 0- 0 | 0- 0 | | | | |
| 0- 2 | 0- 2 | 0- 0 | AWAY | 0- 0 | 0- 0 | 0- 0 | | | | |
| 0- 0 | 0- 0 | 0- 0 | NEUTRAL | 0- 0 | 0- 0 | 0- 0 | | | | |

| RPI | S | Opponent | Score |
|-----|---|------------|--------|
| 1 | A | Notre Dame | 44 100 |
| 5 | H | Syracuse | 50 82 |
| 8 | A | NC State | 34 63 |
| 16 | H | UCF | 58 61 |

| RPI | S | Opponent | Score |
|-----|---|----------|-------|
|-----|---|----------|-------|

| RPI | S | Opponent | Score |
|-----|---|----------------|-------|
| 61 | N | Arkansas | 61 54 |
| 73 | A | Northwestern | 52 49 |
| 85 | H | Boston College | 55 59 |
| 94 | A | Georgetown | 41 70 |

| RPI | S | Opponent | Score |
|-----|---|--------------------|-------|
| 101 | H | Youngstown St. | 55 64 |
| 109 | H | West Virginia | 43 77 |
| 129 | H | UNCW | 60 56 |
| 132 | H | Cincinnati | 65 48 |
| 137 | H | Fordham | 65 62 |
| 138 | A | Duquesne | 66 58 |
| 160 | N | Wisconsin | 42 57 |
| 221 | H | Saint Francis (PA) | 78 75 |
| 284 | H | New Orleans | 90 38 |
| 302 | N | Tennessee St. | 78 56 |

LAST 12 Division I GAMES:

| | | | | | | | |
|-----|---|--------------------|--------|-----|---|----------------|-------|
| 1 | A | Notre Dame | 44 100 | 5 | H | Syracuse | 50 82 |
| 138 | A | Duquesne | 66 58 | 85 | H | Boston College | 55 59 |
| 221 | H | Saint Francis (PA) | 78 75 | 8 | A | NC State | 34 63 |
| 129 | H | UNCW | 60 56 | 73 | A | Northwestern | 52 49 |
| 109 | H | West Virginia | 43 77 | 302 | N | Tennessee St. | 78 56 |
| 137 | H | Fordham | 65 62 | 61 | N | Arkansas | 61 54 |

Non-Div I Games:

Pittsburgh

| | | | | | | | | | | |
|-------------------|-----|----------|-----------|---------|-------------|---------------|------|------|-------|-----------|
| Average RPI Win: | 231 | WON-LOST | WINNING | LAST 10 | STRENGTH OF | OPP. STRENGTH | TEAM | ADJ. | CONF. | ADJ CONF. |
| Average RPI Loss: | 97 | RECORD | PCT. RANK | GAMES | SCHEDULE | OF SCHEDULE | RPI | RPI | RPI | RPI |

| | | | | | | | | | |
|------------------|----------|-----------|----------------|------------|-------------|----------|-----|---|---|
| DIV. I ONLY | 7- 8 | 192 | 4-6 | 63 | 215 | 133 | 133 | 7 | 7 |
| DIV. I NON-CONF. | 6- 3 | 91 | 0- 0 | 113 | 311 | 89 | 89 | 7 | 7 |
| ----- | | | | | | | | | |
| TOTALS | RPI 1-25 | RPI 26-50 | W-L RECORDS | RPI 51-100 | RPI 101-150 | RPI 150+ | | | |
| 7- 8 | 0- 1 | 0- 0 | OVERALL | 0- 3 | 0- 3 | 7- 1 | | | |
| 3- 3 | 0- 0 | 0- 0 | HOME | 0- 2 | 0- 1 | 3- 0 | | | |
| 4- 4 | 0- 1 | 0- 0 | AWAY | 0- 0 | 0- 2 | 4- 1 | | | |
| 0- 1 | 0- 0 | 0- 0 | NEUTRAL | 0- 1 | 0- 0 | 0- 0 | | | |
| 6- 3 | 0- 0 | 0- 0 | NON-CONFERENCE | 0- 1 | 0- 2 | 6- 0 | | | |
| 3- 1 | 0- 0 | 0- 0 | HOME | 0- 0 | 0- 1 | 3- 0 | | | |
| 3- 1 | 0- 0 | 0- 0 | AWAY | 0- 0 | 0- 1 | 3- 0 | | | |
| 0- 1 | 0- 0 | 0- 0 | NEUTRAL | 0- 1 | 0- 0 | 0- 0 | | | |
| 1- 5 | 0- 1 | 0- 0 | CONFERENCE | 0- 2 | 0- 1 | 1- 1 | | | |
| 0- 2 | 0- 0 | 0- 0 | HOME | 0- 2 | 0- 0 | 0- 0 | | | |
| 1- 3 | 0- 1 | 0- 0 | AWAY | 0- 0 | 0- 1 | 1- 1 | | | |
| 0- 0 | 0- 0 | 0- 0 | NEUTRAL | 0- 0 | 0- 0 | 0- 0 | | | |

| | | | | |
|------------------------------|-------------------------------|------------------------------|-------------------------------|-----------------|
| RPI 1-25 | RPI 26-50 | RPI 51-100 | RPI 101+ | Team's RPI: 133 |
| RPI S Opponent Score | RPI S Opponent Score | RPI S Opponent Score | RPI S Opponent Score | |
| 10 A Gonzaga 71 97 | | 53 H Saint Mary's (CA) 91 98 | 130 A Loyola Marymount 58 76 | |
| | | 58 N Arizona 70 92 | 143 A Portland St. 79 92 | |
| | | 65 H Pacific 66 76 | 145 H UC Irvine 69 84 | |
| | | | 153 H Utah St. 61 54 | |
| | | | 168 A Pepperdine 68 82 | |
| | | | 209 H Cal St. Fullerton 83 74 | |
| | | | 217 A Utah Valley 65 60 | |
| | | | 229 H Air Force 79 60 | |
| | | | 241 A San Diego 69 60 | |
| | | | 269 A Hawaii 72 65 | |
| | | | 297 A Weber St. 89 73 | |
| LAST 12 Division I GAMES: | | | | |
| 65 H Pacific 66 76 | 241 A San Diego 69 60 | | | |
| 130 A Loyola Marymount 58 76 | 10 A Gonzaga 71 97 | | | |
| 168 A Pepperdine 68 82 | 53 H Saint Mary's (CA) 91 98 | | | |
| 229 H Air Force 79 60 | 153 H Utah St. 61 54 | | | |
| 145 H UC Irvine 69 84 | 209 H Cal St. Fullerton 83 74 | | | |
| 143 A Portland St. 79 92 | 58 N Arizona 70 92 | | | |

Non-Div I Games: Warner Pacific 98 63 Willamette 82 27

Portland

| | | | | | | | | | | | |
|----------------------|------|----------|-----------|----------------|-------------|------|---------------|-------------|------|----------|-----------|
| Average RPI Win: 227 | | WON-LOST | WINNING | LAST 10 | STRENGTH OF | | OPP. STRENGTH | TEAM | ADJ. | CONF. | ADJ CONF. |
| Loss: 136 | | RECORD | PCT. RANK | GAMES | SCHEDULE | | OF SCHEDULE | RPI | RPI | RPI | RPI |
| DIV. I ONLY | | 11- 2 | 21 | 8-2 | 323 | | 182 | 143 | 143 | 14 | 14 |
| DIV. I NON-CONF. | | 7- 1 | 32 | 0- 0 | 340 | | 218 | 178 | 178 | 10 | 10 |
| TOTALS | | RPI 1-25 | RPI 26-50 | | W-L RECORDS | | RPI 51-100 | RPI 101-150 | | RPI 150+ | |
| 11- 2 | 0- 0 | 0- 0 | | OVERALL | | 0- 0 | 3- 2 | | 8- 0 | | |
| 8- 1 | 0- 0 | 0- 0 | | HOME | | 0- 0 | 3- 1 | | 5- 0 | | |
| 3- 1 | 0- 0 | 0- 0 | | AWAY | | 0- 0 | 0- 1 | | 3- 0 | | |
| 0- 0 | 0- 0 | 0- 0 | | NEUTRAL | | 0- 0 | 0- 0 | | 0- 0 | | |
| 7- 1 | 0- 0 | 0- 0 | | NON-CONFERENCE | | 0- 0 | 2- 1 | | 5- 0 | | |
| 5- 1 | 0- 0 | 0- 0 | | HOME | | 0- 0 | 2- 1 | | 3- 0 | | |
| 2- 0 | 0- 0 | 0- 0 | | AWAY | | 0- 0 | 0- 0 | | 2- 0 | | |
| 0- 0 | 0- 0 | 0- 0 | | NEUTRAL | | 0- 0 | 0- 0 | | 0- 0 | | |
| 4- 1 | 0- 0 | 0- 0 | | CONFERENCE | | 0- 0 | 1- 1 | | 3- 0 | | |
| 3- 0 | 0- 0 | 0- 0 | | HOME | | 0- 0 | 1- 0 | | 2- 0 | | |
| 1- 1 | 0- 0 | 0- 0 | | AWAY | | 0- 0 | 0- 1 | | 1- 0 | | |
| 0- 0 | 0- 0 | 0- 0 | | NEUTRAL | | 0- 0 | 0- 0 | | 0- 0 | | |

| RPI 1-25 | | | | RPI 26-50 | | | | RPI 51-100 | | | | RPI 101+ | | | | Team's RPI: 143 | |
|---------------------------|---|----------|-------|-----------|---|----------------|-------|------------|---|----------|-------|----------|---|----------------|-------|-----------------|--|
| RPI | S | Opponent | Score | RPI | S | Opponent | Score | RPI | S | Opponent | Score | RPI | S | Opponent | Score | | |
| | | | | | | | | | | | | 114 | H | Montana St. | 55 | 53 | |
| | | | | | | | | | | | | 123 | H | UC Davis | 65 | 50 | |
| | | | | | | | | | | | | 126 | A | Northern Colo. | 63 | 79 | |
| | | | | | | | | | | | | 133 | H | Portland | 92 | 79 | |
| | | | | | | | | | | | | 145 | H | UC Irvine | 68 | 73 | |
| | | | | | | | | | | | | 154 | H | Montana | 78 | 60 | |
| | | | | | | | | | | | | 189 | H | Southern Utah | 63 | 49 | |
| | | | | | | | | | | | | 239 | H | UNLV | 58 | 49 | |
| | | | | | | | | | | | | 266 | A | UTEP | 89 | 61 | |
| | | | | | | | | | | | | 297 | A | Weber St. | 77 | 59 | |
| | | | | | | | | | | | | 310 | H | San Jose St. | 80 | 51 | |
| | | | | | | | | | | | | 335 | H | Seattle U | 68 | 43 | |
| | | | | | | | | | | | | 338 | A | Grand Canyon | 60 | 55 | |
| LAST 12 Division I GAMES: | | | | | | | | | | | | | | | | | |
| | | | | 114 | H | Montana St. | 55 | 53 | | | | 189 | H | Southern Utah | 63 | 49 | |
| | | | | 126 | A | Northern Colo. | 63 | 79 | | | | 297 | A | Weber St. | 77 | 59 | |
| | | | | 145 | H | UC Irvine | 68 | 73 | | | | 154 | H | Montana | 78 | 60 | |
| | | | | 239 | H | UNLV | 58 | 49 | | | | 133 | H | Portland | 92 | 79 | |
| | | | | 338 | A | Grand Canyon | 60 | 55 | | | | 335 | H | Seattle U | 68 | 43 | |
| | | | | 266 | A | UTEP | 89 | 61 | | | | 123 | H | UC Davis | 65 | 50 | |

| | | | |
|------------------|----------------|-----|----|
| Non-Div I Games: | Warner Pacific | 102 | 49 |
|------------------|----------------|-----|----|

Portland St.

■ Loss, ■ Non-Conf, S Site, H Home A Away N Neutral

| | | | | | | | | | | |
|-------------------|----------|-----------|----------------|------------|-------------|---------------|------|------|-------|-----------|
| Average RPI Win: | 267 | WON-LOST | WINNING | LAST 10 | STRENGTH OF | OPP. STRENGTH | TEAM | ADJ. | CONF. | ADJ CONF. |
| Average RPI Loss: | 112 | RECORD | PCT. RANK | GAMES | SCHEDULE | OF SCHEDULE | RPI | RPI | RPI | RPI |
| DIV. I ONLY | 3- 8 | 281 | 3-7 | 133 | 181 | 195 | 195 | 29 | 29 | |
| DIV. I NON-CONF. | 1- 7 | 319 | 0- 0 | 18 | 136 | 192 | 192 | 26 | 26 | |
| ----- | | | | | | | | | | |
| TOTALS | RPI 1-25 | RPI 26-50 | W-L RECORDS | RPI 51-100 | RPI 101-150 | RPI 150+ | | | | |
| 3- 8 | 0- 1 | 0- 1 | OVERALL | 0- 2 | 0- 2 | 3- 2 | | | | |
| 0- 2 | 0- 0 | 0- 0 | HOME | 0- 0 | 0- 1 | 0- 1 | | | | |
| 2- 6 | 0- 1 | 0- 1 | AWAY | 0- 2 | 0- 1 | 2- 1 | | | | |
| 1- 0 | 0- 0 | 0- 0 | NEUTRAL | 0- 0 | 0- 0 | 1- 0 | | | | |
| 1- 7 | 0- 1 | 0- 1 | NON-CONFERENCE | 0- 2 | 0- 2 | 1- 1 | | | | |
| 0- 1 | 0- 0 | 0- 0 | HOME | 0- 0 | 0- 1 | 0- 0 | | | | |
| 0- 6 | 0- 1 | 0- 1 | AWAY | 0- 2 | 0- 1 | 0- 1 | | | | |
| 1- 0 | 0- 0 | 0- 0 | NEUTRAL | 0- 0 | 0- 0 | 1- 0 | | | | |
| 2- 1 | 0- 0 | 0- 0 | CONFERENCE | 0- 0 | 0- 0 | 2- 1 | | | | |
| 0- 1 | 0- 0 | 0- 0 | HOME | 0- 0 | 0- 0 | 0- 1 | | | | |
| 2- 0 | 0- 0 | 0- 0 | AWAY | 0- 0 | 0- 0 | 2- 0 | | | | |
| 0- 0 | 0- 0 | 0- 0 | NEUTRAL | 0- 0 | 0- 0 | 0- 0 | | | | |

| RPI 1-25 | | | | RPI 26-50 | | | | RPI 51-100 | | | | RPI 101+ Team's RPI: 195 | | | |
|---------------------------|---|----------|-------|-----------|---|--------------------|-------|------------|---|----------------|-------|--------------------------|---|--------------------|-------|
| RPI | S | Opponent | Score | RPI | S | Opponent | Score | RPI | S | Opponent | Score | RPI | S | Opponent | Score |
| 11 | A | Iowa St. | 46 94 | 36 | A | Texas A&M | 57 70 | 61 | A | Arkansas | 44 71 | 117 | H | Ri ce | 58 68 |
| | | | | | | | | 78 | A | Okl ahoma St. | 50 70 | 122 | A | Col orado | 38 79 |
| | | | | | | | | | | | | 170 | A | Southern U. | 55 54 |
| | | | | | | | | | | | | 225 | H | Texas Southern | 44 52 |
| | | | | | | | | | | | | 249 | A | UTRGV | 50 57 |
| | | | | | | | | | | | | 280 | N | A&M-Corpus Christi | 67 59 |
| | | | | | | | | | | | | 350 | A | Al corn | 82 61 |
| ----- | | | | | | | | | | | | | | | |
| LAST 12 Division I GAMES: | | | | | | | | | | | | | | | |
| | | | | 36 | A | Texas A&M | 57 70 | 225 | H | Texas Southern | 44 52 | | | | |
| | | | | 11 | A | Iowa St. | 46 94 | 350 | A | Al corn | 82 61 | | | | |
| | | | | 61 | A | Arkansas | 44 71 | 170 | A | Southern U. | 55 54 | | | | |
| | | | | 122 | A | Col orado | 38 79 | 249 | A | UTRGV | 50 57 | | | | |
| | | | | 117 | H | Ri ce | 58 68 | 78 | A | Okl ahoma St. | 50 70 | | | | |
| | | | | 280 | N | A&M-Corpus Christi | 67 59 | | | | | | | | |

Non-Div I Games: Jarvis Christian 117 32 Arlington Baptist 105 31

Prairie View

| | | | | | | | | | | |
|-----------------------|------|-----------------|-------------------|----------------|----------------------|---------------------------|----------|----------|-----------|----------------|
| Average RPI Win: 308 | | WON-LOST RECORD | WINNING PCT. RANK | LAST 10 GAMES | STRENGTH OF SCHEDULE | OPP. STRENGTH OF SCHEDULE | TEAM RPI | ADJ. RPI | CONF. RPI | ADJ. CONF. RPI |
| Average RPI Loss: 188 | | | | | | | | | | |
| DIV. I ONLY | | 4- 12 | 291 | 3-7 | 301 | 317 | 322 | 322 | 28 | 28 |
| DIV. I NON-CONF. | | 2- 9 | 297 | 0- 0 | 277 | 262 | 319 | 319 | 29 | 29 |
| TOTALS | | RPI 1-25 | RPI 26-50 | W-L RECORDS | RPI 51-100 | RPI 101-150 | RPI 150+ | | | |
| 4- 12 | 0- 0 | | 0- 1 | OVERALL | 0- 1 | 0- 3 | 4- 7 | | | |
| 3- 3 | 0- 0 | | 0- 0 | HOME | 0- 0 | 0- 0 | 3- 3 | | | |
| 1- 9 | 0- 0 | | 0- 1 | AWAY | 0- 1 | 0- 3 | 1- 4 | | | |
| 0- 0 | 0- 0 | | 0- 0 | NEUTRAL | 0- 0 | 0- 0 | 0- 0 | | | |
| 2- 9 | 0- 0 | | 0- 1 | NON-CONFERENCE | 0- 1 | 0- 2 | 2- 5 | | | |
| 1- 2 | 0- 0 | | 0- 0 | HOME | 0- 0 | 0- 0 | 1- 2 | | | |
| 1- 7 | 0- 0 | | 0- 1 | AWAY | 0- 1 | 0- 2 | 1- 3 | | | |
| 0- 0 | 0- 0 | | 0- 0 | NEUTRAL | 0- 0 | 0- 0 | 0- 0 | | | |
| 2- 3 | 0- 0 | | 0- 0 | CONFERENCE | 0- 0 | 0- 1 | 2- 2 | | | |
| 2- 1 | 0- 0 | | 0- 0 | HOME | 0- 0 | 0- 0 | 2- 1 | | | |
| 0- 2 | 0- 0 | | 0- 0 | AWAY | 0- 0 | 0- 1 | 0- 1 | | | |
| 0- 0 | 0- 0 | | 0- 0 | NEUTRAL | 0- 0 | 0- 0 | 0- 0 | | | |

| RPI 1-25 | | | | RPI 26-50 | | | | RPI 51-100 | | | | RPI 101+ | | | | Team's RPI : 322 | |
|---------------------------|---|----------|-------|-----------|---|--------------------|-------|------------|---|--------------|-------|----------|---|--------------------|-------|------------------|--|
| RPI | S | Opponent | Score | RPI | S | Opponent | Score | RPI | S | Opponent | Score | RPI | S | Opponent | Score | | |
| | | | | 39 | A | Tennessee | 49 97 | | | | | | | | | | |
| | | | | | | | | 95 | A | Georgi a | 59 83 | 129 | A | UNCW | 48 63 | | |
| | | | | | | | | | | | | 131 | A | Davi dson | 56 83 | | |
| | | | | | | | | | | | | 148 | A | Hi gh Poi nt | 40 79 | | |
| | | | | | | | | | | | | 174 | A | Vanderbi l t | 43 78 | | |
| | | | | | | | | | | | | 210 | H | Gardner-Webb | 58 66 | | |
| | | | | | | | | | | | | 236 | A | Furman | 68 76 | | |
| | | | | | | | | | | | | 243 | A | Samford | 54 75 | | |
| | | | | | | | | | | | | 257 | H | Wofford | 61 50 | | |
| | | | | | | | | | | | | 259 | A | Campbel l | 46 51 | | |
| | | | | | | | | | | | | 279 | H | Ga. Southern | 68 69 | | |
| | | | | | | | | | | | | 303 | A | Col. of Charleston | 71 65 | | |
| | | | | | | | | | | | | 316 | H | South Carolina St. | 48 57 | | |
| | | | | | | | | | | | | 327 | H | USC Upstate | 70 54 | | |
| | | | | | | | | | | | | 346 | H | Longwood | 81 66 | | |
| LAST 12 Division I GAMES: | | | | | | | | | | | | | | | | | |
| | | | | 259 | A | Campbel l | 46 51 | 210 | H | Gardner-Webb | 58 66 | | | | | | |
| | | | | 236 | A | Furman | 68 76 | 327 | H | USC Upstate | 70 54 | | | | | | |
| | | | | 95 | A | Georgi a | 59 83 | 148 | A | Hi gh Poi nt | 40 79 | | | | | | |
| | | | | 303 | A | Col. of Charleston | 71 65 | 346 | H | Longwood | 81 66 | | | | | | |
| | | | | 131 | A | Davi dson | 56 83 | 243 | A | Samford | 54 75 | | | | | | |
| | | | | 279 | H | Ga. Southern | 68 69 | 174 | A | Vanderbi l t | 43 78 | | | | | | |

Non-Div I Games:

Presbyteri an

■ Loss, ■ Non-Conf, S Site, H Home A Away N Neutral

| Princeton | | | | | Through Games Of Jan. 18, 2019 | | | | | | |
|---------------------------|---------------|-----------|----------------|----------------------|--------------------------------|-------------|---------------|-------|----------------|----------------------|-----------|
| Average RPI | Win: | 181 | WON-LOST | WINNING | LAST 10 | STRENGTH OF | OPP. STRENGTH | TEAM | ADJ. | CONF. | ADJ CONF. |
| Average RPI | Loss: | 74 | RECORD | PCT. RANK | GAMES | SCHEDULE | OF SCHEDULE | RPI | RPI | RPI | RPI |
| DIV. I ONLY | 8- 8 | 169 | 7-3 | 45 | 86 | 84 | 84 | 11 | 11 | | |
| DIV. I NON-CONF. | 8- 7 | 160 | 0- 0 | 58 | 66 | 71 | 71 | 12 | 12 | | |
| ----- | | | | | | | | | | | |
| TOTALS | RPI 1-25 | RPI 26-50 | W-L RECORDS | RPI 51-100 | RPI 101-150 | RPI 150+ | | | | | |
| 8- 8 | 0- 1 | 0- 3 | OVERALL | 2- 2 | 2- 1 | 4- 1 | | | | | |
| 3- 2 | 0- 0 | 0- 0 | HOME | 1- 2 | 2- 0 | 0- 0 | | | | | |
| 5- 3 | 0- 0 | 0- 1 | AWAY | 1- 0 | 0- 1 | 4- 1 | | | | | |
| 0- 3 | 0- 1 | 0- 2 | NEUTRAL | 0- 0 | 0- 0 | 0- 0 | | | | | |
| 8- 7 | 0- 1 | 0- 3 | NON-CONFERENCE | 2- 1 | 2- 1 | 4- 1 | | | | | |
| 3- 1 | 0- 0 | 0- 0 | HOME | 1- 1 | 2- 0 | 0- 0 | | | | | |
| 5- 3 | 0- 0 | 0- 1 | AWAY | 1- 0 | 0- 1 | 4- 1 | | | | | |
| 0- 3 | 0- 1 | 0- 2 | NEUTRAL | 0- 0 | 0- 0 | 0- 0 | | | | | |
| 0- 1 | 0- 0 | 0- 0 | CONFERENCE | 0- 1 | 0- 0 | 0- 0 | | | | | |
| 0- 1 | 0- 0 | 0- 0 | HOME | 0- 1 | 0- 0 | 0- 0 | | | | | |
| 0- 0 | 0- 0 | 0- 0 | AWAY | 0- 0 | 0- 0 | 0- 0 | | | | | |
| 0- 0 | 0- 0 | 0- 0 | NEUTRAL | 0- 0 | 0- 0 | 0- 0 | | | | | |
| ----- | | | | | | | | | | | |
| RPI 1-25 | | | RPI 26-50 | | | RPI 51-100 | | | Team's RPI: 84 | | |
| RPI S | Opponent | Score | RPI S | Opponent | Score | RPI S | Opponent | Score | RPI S | Opponent | Score |
| 5 N | Syracuse | 61 92 | 32 N | DePaul | 67 82 | 71 H | Qui nni pi ac | 54 42 | 111 A | Penn St. | 71 79 |
| | | | 43 A | Villanova | 46 67 | 83 H | Penn | 60 66 | 124 H | Marist | 60 57 |
| | | | 47 N | Kansas St. | 61 80 | 87 H | Seton Hall | 66 70 | 131 H | Davidson | 65 57 |
| | | | | | | 92 A | Hartford | 75 38 | 185 A | George Washington | 49 64 |
| | | | | | | | | | 208 A | Rider | 89 65 |
| | | | | | | | | | 231 A | Monmouth | 79 47 |
| | | | | | | | | | 278 A | St. Francis Brooklyn | 83 64 |
| | | | | | | | | | 313 A | New Hampshire | 90 42 |
| ----- | | | | | | | | | | | |
| LAST 12 Division I GAMES: | | | | | | | | | | | |
| 124 H | Marist | 60 57 | 83 H | Penn | 60 66 | | | | | | |
| 231 A | Monmouth | 79 47 | 313 A | New Hampshire | 90 42 | | | | | | |
| 71 H | Qui nni pi ac | 54 42 | 92 A | Hartford | 75 38 | | | | | | |
| 131 H | Davidson | 65 57 | 278 A | St. Francis Brooklyn | 83 64 | | | | | | |
| 43 A | Villanova | 46 67 | 5 N | Syracuse | 61 92 | | | | | | |
| 47 N | Kansas St. | 61 80 | 32 N | DePaul | 67 82 | | | | | | |

Non-Div I Games:

Princeton

| Average RPI | Win: | 174 | WON-LOST | WINNING | LAST 10 | STRENGTH OF | OPP. STRENGTH | TEAM | ADJ. | CONF. | ADJ CONF. |
|------------------|----------|-------|-----------|-----------|----------------|-------------|---------------|-------------|------|----------|-----------|
| Average RPI | Loss: | 79 | RECORD | PCT. RANK | GAMES | SCHEDULE | OF SCHEDULE | RPI | RPI | RPI | RPI |
| DIV. I ONLY | | 11- 8 | | 129 | 6-4 | 79 | 72 | 93 | 93 | 5 | 5 |
| DIV. I NON-CONF. | | 8- 4 | | 91 | 1- 0 | 188 | 172 | 127 | 127 | 4 | 4 |
| ----- | | | | | | | | | | | |
| TOTALS | RPI 1-25 | | RPI 26-50 | | W-L RECORDS | RPI 51-100 | | RPI 101-150 | | RPI 150+ | |
| 11- 8 | 1- 1 | | 1- 1 | | OVERALL | 1- 4 | | 2- 1 | | 6- 1 | |
| 7- 3 | 1- 0 | | 1- 0 | | HOME | 0- 3 | | 1- 0 | | 4- 0 | |
| 3- 5 | 0- 1 | | 0- 1 | | AWAY | 1- 1 | | 1- 1 | | 1- 1 | |
| 1- 0 | 0- 0 | | 0- 0 | | NEUTRAL | 0- 0 | | 0- 0 | | 1- 0 | |
| 8- 4 | 0- 0 | | 0- 0 | | NON-CONFERENCE | 1- 2 | | 1- 1 | | 6- 1 | |
| 5- 2 | 0- 0 | | 0- 0 | | HOME | 0- 2 | | 1- 0 | | 4- 0 | |
| 2- 2 | 0- 0 | | 0- 0 | | AWAY | 1- 0 | | 0- 1 | | 1- 1 | |
| 1- 0 | 0- 0 | | 0- 0 | | NEUTRAL | 0- 0 | | 0- 0 | | 1- 0 | |
| 3- 4 | 1- 1 | | 1- 1 | | CONFERENCE | 0- 2 | | 1- 0 | | 0- 0 | |
| 2- 1 | 1- 0 | | 1- 0 | | HOME | 0- 1 | | 0- 0 | | 0- 0 | |
| 1- 3 | 0- 1 | | 0- 1 | | AWAY | 0- 1 | | 1- 0 | | 0- 0 | |
| 0- 0 | 0- 0 | | 0- 0 | | NEUTRAL | 0- 0 | | 0- 0 | | 0- 0 | |

| RPI 1-25 | | | | RPI 26-50 | | | | RPI 51-100 | | | | Team's RPI: 93 | RPI 101+ | | | |
|---------------------------|---|-----------|-------|-----------|---|--------------|-------|------------|---|----------------|-------|-----------------|----------|---|-----------------|-------|
| RPI | S | Opponent | Score | RPI | S | Opponent | Score | RPI | S | Opponent | Score | | RPI | S | Opponent | Score |
| 12 | A | Marquette | 46 85 | 32 | A | DePaul | 62 88 | 51 | H | Northeastern | 59 65 | | 111 | A | Penn St. | 72 74 |
| 18 | H | Butler | 74 68 | 43 | H | Villanova | 67 61 | 71 | H | Quinnipiac | 44 48 | | 115 | A | St. John's (NY) | 67 66 |
| | | | | | | | | 85 | A | Boston College | 61 57 | | 128 | H | Yale | 59 42 |
| | | | | | | | | 87 | A | Seton Hall | 73 79 | | 168 | H | Pepperdine | 66 47 |
| | | | | | | | | 94 | H | Georgetown | 52 68 | | 173 | A | Rhode Island | 65 72 |
| | | | | | | | | | | | | | 237 | H | Sacred Heart | 62 52 |
| | | | | | | | | | | | | | 268 | H | La Salle | 77 47 |
| | | | | | | | | | | | | | 276 | N | Bryant | 72 64 |
| | | | | | | | | | | | | | 285 | H | Northern Ky. | 48 43 |
| | | | | | | | | | | | | | 292 | A | UMass Lowell | 71 47 |
| ----- | | | | | | | | | | | | | | | | |
| LAST 12 Division I GAMES: | | | | | | | | | | | | | | | | |
| | | | | 43 | H | Villanova | 67 61 | | | 276 | N | Bryant | 72 64 | | | |
| | | | | 94 | H | Georgetown | 52 68 | | | 18 | H | Butler | 74 68 | | | |
| | | | | 32 | A | DePaul | 62 88 | | | 87 | A | Seton Hall | 73 79 | | | |
| | | | | 12 | A | Marquette | 46 85 | | | 115 | A | St. John's (NY) | 67 66 | | | |
| | | | | 268 | H | La Salle | 77 47 | | | 168 | H | Pepperdine | 66 47 | | | |
| | | | | 285 | H | Northern Ky. | 48 43 | | | 51 | H | Northeastern | 59 65 | | | |

Non-Div I Games:

Providence

Average RPI Win: 154

Average RPI Loss: 61

WON-LOST
RECORDWINNING
PCT. RANKLAST 10
GAMESSTRENGTH OF
SCHEDULEOPP. STRENGTH
OF SCHEDULETEAM
RPIADJ.
RPICONF.
RPIADJ CONF.
RPIDIV. I ONLY
DIV. I NON-CONF.13- 6
9- 483
857-3
0- 043
8957
12145
7545
754
54
5

TOTALS

RPI 1-25

RPI 26-50

W-L RECORDS

RPI 51-100

RPI 101-150

RPI 150+

13- 6

1- 3

1- 1

OVERALL

4- 0

0- 1

7- 1

10- 1

1- 1

1- 0

HOME

3- 0

0- 0

5- 0

2- 3

0- 1

0- 1

AWAY

1- 0

0- 0

1- 1

1- 2

0- 1

0- 0

NEUTRAL

0- 0

0- 1

1- 0

9- 4

0- 2

1- 1

NON-CONFERENCE

1- 0

0- 1

7- 0

7- 1

0- 1

1- 0

HOME

1- 0

0- 0

5- 0

1- 1

0- 0

0- 1

AWAY

0- 0

0- 0

1- 0

1- 2

0- 1

0- 0

NEUTRAL

0- 0

0- 1

1- 0

4- 2

1- 1

0- 0

CONFERENCE

3- 0

0- 0

0- 1

3- 0

1- 0

0- 0

HOME

2- 0

0- 0

0- 0

1- 2

0- 1

0- 0

AWAY

1- 0

0- 0

0- 1

0- 0

0- 0

0- 0

NEUTRAL

0- 0

0- 0

0- 0

RPI 1-25

RPI 26-50

Team's RPI: 45

RPI 51-100

RPI 101+

| RPI | S | Opponent | Score |
|-----|---|----------------|-------|
| 6 | N | UConn | 40 86 |
| 13 | H | Iowa | 62 57 |
| 17 | A | Rutgers | 63 65 |
| 24 | H | South Carolina | 73 82 |

| RPI | S | Opponent | Score |
|-----|---|------------|-------|
| 38 | H | Miami (FL) | 74 63 |
| 42 | A | Ohio | 73 80 |

| RPI | S | Opponent | Score |
|-----|---|--------------|-------|
| 67 | H | Michigan | 71 70 |
| 72 | H | Harvard | 66 65 |
| 73 | A | Northwestern | 57 54 |
| 86 | H | Ohio St. | 60 42 |

| RPI | S | Opponent | Score |
|-----|---|-------------------|-------|
| 115 | N | St. John's (NY) | 62 68 |
| 160 | A | Wisconsin | 69 76 |
| 177 | H | Bradley | 74 61 |
| 186 | A | Ball St. | 80 38 |
| 191 | N | Ole Miss | 70 59 |
| 234 | H | Western Ill. | 81 60 |
| 242 | H | Loyola Chicago | 65 41 |
| 288 | H | Albany (NY) | 53 41 |
| 336 | H | Purdue Fort Wayne | 78 44 |

LAST 12 Division I GAMES:

| | | | | | | | |
|-----|---|----------------|-------|----|---|--------------|-------|
| 160 | A | Wisconsin | 69 76 | 17 | A | Rutgers | 63 65 |
| 86 | H | Ohio St. | 60 42 | 73 | A | Northwestern | 57 54 |
| 177 | H | Bradley | 74 61 | 13 | H | Iowa | 62 57 |
| 288 | H | Albany (NY) | 53 41 | 67 | H | Michigan | 71 70 |
| 24 | H | South Carolina | 73 82 | 42 | A | Ohio | 73 80 |
| 242 | H | Loyola Chicago | 65 41 | 38 | H | Miami (FL) | 74 63 |

Purdue

Purdue

Non-Div I Games:

Purdue

Loss, Non-Conf, S Site, H Home A Away N Neutral

| | | | | | | | | | | |
|-------------------|-----|----------|-----------|---------|-------------|---------------|------|------|-------|-----------|
| Average RPI Win: | 345 | WON-LOST | WINNING | LAST 10 | STRENGTH OF | OPP. STRENGTH | TEAM | ADJ. | CONF. | ADJ CONF. |
| Average RPI Loss: | 184 | RECORD | PCT. RANK | GAMES | SCHEDULE | OF SCHEDULE | RPI | RPI | RPI | RPI |

| | | | | | | | | | |
|------------------|----------|-----------|----------------|------------|-------------|----------|-----|----|----|
| DIV. I ONLY | 1- 13 | 338 | 1-9 | 268 | 267 | 336 | 336 | 18 | 18 |
| DIV. I NON-CONF. | 1- 8 | 322 | 0- 0 | 306 | 331 | 341 | 341 | 16 | 16 |
| <hr/> | | | | | | | | | |
| TOTALS | RPI 1-25 | RPI 26-50 | W-L RECORDS | RPI 51-100 | RPI 101-150 | RPI 150+ | | | |
| 1- 13 | 0- 1 | 0- 2 | OVERALL | 0- 0 | 0- 0 | 1- 10 | | | |
| 0- 5 | 0- 0 | 0- 1 | HOME | 0- 0 | 0- 0 | 0- 4 | | | |
| 1- 8 | 0- 1 | 0- 1 | AWAY | 0- 0 | 0- 0 | 1- 6 | | | |
| 0- 0 | 0- 0 | 0- 0 | NEUTRAL | 0- 0 | 0- 0 | 0- 0 | | | |
| 1- 8 | 0- 0 | 0- 1 | NON-CONFERENCE | 0- 0 | 0- 0 | 1- 7 | | | |
| 0- 3 | 0- 0 | 0- 0 | HOME | 0- 0 | 0- 0 | 0- 3 | | | |
| 1- 5 | 0- 0 | 0- 1 | AWAY | 0- 0 | 0- 0 | 1- 4 | | | |
| 0- 0 | 0- 0 | 0- 0 | NEUTRAL | 0- 0 | 0- 0 | 0- 0 | | | |
| 0- 5 | 0- 1 | 0- 1 | CONFERENCE | 0- 0 | 0- 0 | 0- 3 | | | |
| 0- 2 | 0- 0 | 0- 1 | HOME | 0- 0 | 0- 0 | 0- 1 | | | |
| 0- 3 | 0- 1 | 0- 0 | AWAY | 0- 0 | 0- 0 | 0- 2 | | | |
| 0- 0 | 0- 0 | 0- 0 | NEUTRAL | 0- 0 | 0- 0 | 0- 0 | | | |

| RPI 1-25 | | | | RPI 26-50 | | | | RPI 51-100 | | | | RPI 101+ | | | | Team's RPI: 336 |
|---------------------------|---|------------------|-------|-----------|---|------------------|-------|------------|---|----------|-------|----------|---|------------------|-------|-----------------|
| RPI | S | Opponent | Score | RPI | S | Opponent | Score | RPI | S | Opponent | Score | RPI | S | Opponent | Score | |
| 23 | A | South Dakota | 51 69 | 26 | H | South Dakota St. | 52 85 | | | | | 165 | H | Oral Roberts | 61 72 | |
| | | | | 45 | A | Purdue | 44 78 | | | | | 181 | A | Milwaukee | 48 70 | |
| | | | | | | | | | | | | 183 | H | Eastern Mich. | 72 87 | |
| | | | | | | | | | | | | 200 | A | North Dakota | 60 79 | |
| | | | | | | | | | | | | 204 | H | SIUE | 49 57 | |
| | | | | | | | | | | | | 216 | A | Eastern Ill. | 63 72 | |
| | | | | | | | | | | | | 242 | A | Loyola Chicago | 67 81 | |
| | | | | | | | | | | | | 295 | A | Western Mich. | 61 69 | |
| | | | | | | | | | | | | 299 | H | Valparaiso | 64 68 | |
| | | | | | | | | | | | | 319 | A | North Dakota St. | 54 70 | |
| | | | | | | | | | | | | 345 | A | Evansville | 72 66 | |
| <hr/> | | | | | | | | | | | | | | | | |
| LAST 12 Division I GAMES: | | | | | | | | | | | | | | | | |
| 319 | A | North Dakota St. | 54 70 | 23 | A | South Dakota | 51 69 | | | | | | | | | |
| 299 | H | Valparaiso | 64 68 | 165 | H | Oral Roberts | 61 72 | | | | | | | | | |
| 183 | H | Eastern Mich. | 72 87 | 26 | H | South Dakota St. | 52 85 | | | | | | | | | |
| 181 | A | Milwaukee | 48 70 | 200 | A | North Dakota | 60 79 | | | | | | | | | |
| 242 | A | Loyola Chicago | 67 81 | 345 | A | Evansville | 72 66 | | | | | | | | | |
| 204 | H | SIUE | 49 57 | 45 | A | Purdue | 44 78 | | | | | | | | | |

Non-Div I Games: Taylor (IN) 84 74 Goshen 86 45 Ind.-Kokomo 87 50

| | | | | | | | | | | |
|------------------|----------|-----------|----------------|------------|-------------|---------------|------|------|-------|-----------|
| Average RPI | Win: 196 | WON-LOST | WINNING | LAST 10 | STRENGTH OF | OPP. STRENGTH | TEAM | ADJ. | CONF. | ADJ CONF. |
| Average RPI | Loss: 39 | RECORD | PCT. RANK | GAMES | SCHEDULE | OF SCHEDULE | RPI | RPI | RPI | RPI |
| DIV. I ONLY | 10- 6 | 99 | 7-3 | 70 | 87 | 71 | 71 | 27 | 27 | |
| DIV. I NON-CONF. | 5- 6 | 177 | 1- 0 | 25 | 17 | 63 | 63 | 28 | 28 | |
| TOTALS | RPI 1-25 | RPI 26-50 | W-L RECORDS | RPI 51-100 | RPI 101-150 | RPI 150+ | | | | |
| 10- 6 | 0- 2 | 0- 3 | OVERALL | 2- 1 | 2- 0 | 6- 0 | | | | |
| 4- 2 | 0- 2 | 0- 0 | HOME | 0- 0 | 0- 0 | 4- 0 | | | | |
| 5- 2 | 0- 0 | 0- 1 | AWAY | 2- 1 | 2- 0 | 1- 0 | | | | |
| 1- 2 | 0- 0 | 0- 2 | NEUTRAL | 0- 0 | 0- 0 | 1- 0 | | | | |
| 5- 6 | 0- 2 | 0- 3 | NON-CONFERENCE | 2- 1 | 1- 0 | 2- 0 | | | | |
| 1- 2 | 0- 2 | 0- 0 | HOME | 0- 0 | 0- 0 | 1- 0 | | | | |
| 3- 2 | 0- 0 | 0- 1 | AWAY | 2- 1 | 1- 0 | 0- 0 | | | | |
| 1- 2 | 0- 0 | 0- 2 | NEUTRAL | 0- 0 | 0- 0 | 1- 0 | | | | |
| 5- 0 | 0- 0 | 0- 0 | CONFERENCE | 0- 0 | 1- 0 | 4- 0 | | | | |
| 3- 0 | 0- 0 | 0- 0 | HOME | 0- 0 | 0- 0 | 3- 0 | | | | |
| 2- 0 | 0- 0 | 0- 0 | AWAY | 0- 0 | 1- 0 | 1- 0 | | | | |
| 0- 0 | 0- 0 | 0- 0 | NEUTRAL | 0- 0 | 0- 0 | 0- 0 | | | | |

| RPI | S | Opponent | Score | RPI | S | Opponent | Score | RPI | S | Opponent | Score | RPI | S | Opponent | Score |
|---------------------------|---|---------------|-------|-----|---|---------------|-------|-----|---|---------------|-------|-----|---|---------------|-------|
| 16 | H | UCF | 45 47 | 30 | N | Texas | 55 56 | 72 | A | Harvard | 72 67 | 124 | A | Marist | 76 69 |
| 22 | H | Central Mich. | 52 67 | 33 | N | Missouri | 51 65 | 84 | A | Princeton | 42 54 | 125 | A | Drexel | 56 52 |
| | | | | 50 | A | Bucknell | 58 75 | 93 | A | Providence | 48 44 | 186 | N | Ball St. | 69 66 |
| | | | | | | | | | | | | 231 | H | Monmouth | 67 38 |
| | | | | | | | | | | | | 235 | A | Niagara | 96 55 |
| | | | | | | | | | | | | 283 | H | Richmond | 65 48 |
| | | | | | | | | | | | | 307 | H | Fairfield | 81 36 |
| | | | | | | | | | | | | 308 | H | Saint Peter's | 90 45 |
| LAST 12 Division I GAMES: | | | | | | | | | | | | | | | |
| 124 | A | Marist | 76 69 | 186 | N | Ball St. | 69 66 | 33 | N | Missouri | 51 65 | 235 | A | Niagara | 96 55 |
| 308 | H | Saint Peter's | 90 45 | 231 | H | Monmouth | 67 38 | 22 | H | Central Mich. | 52 67 | 72 | A | Harvard | 72 67 |
| 307 | H | Fairfield | 81 36 | 22 | H | Central Mich. | 52 67 | | | | | | | | |
| 16 | H | UCF | 45 47 | | | | | | | | | | | | |
| 283 | H | Richmond | 65 48 | | | | | | | | | | | | |
| 84 | A | Princeton | 42 54 | | | | | | | | | | | | |

Non-Div I Games:

Qui nni pi ac

Average RPI Win: 226

Average RPI Loss: 131

WON-LOST
RECORDWINNING
PCT. RANKLAST 10
GAMESSTRENGTH OF
SCHEDULEOPP. STRENGTH
OF SCHEDULETEAM
RPIADJ.
RPICONF.
RPIADJ CONF.
RPIDIV. I ONLY
DIV. I NON-CONF.9- 6
5- 5113
1627-3
0- 0193
133234
166147
135147
13528
2928
29

TOTALS

RPI 1-25

RPI 26-50

W-L RECORDS

RPI 51-100

RPI 101-150

RPI 150+

9- 6 0- 1
5- 1 0- 0
3- 4 0- 1
1- 1 0- 00- 0
0- 0
0- 0
0- 0OVERALL
HOME
AWAY
NEUTRAL0- 2
0- 0
0- 1
0- 13- 0
1- 0
2- 0
0- 06- 3
4- 1
1- 2
1- 05- 5 0- 1
2- 1 0- 0
2- 3 0- 1
1- 1 0- 00- 0
0- 0
0- 0
0- 0NON-CONFERENCE
HOME
AWAY
NEUTRAL0- 2
0- 0
0- 1
0- 12- 0
0- 0
2- 0
0- 03- 2
2- 1
0- 1
1- 04- 1 0- 0
3- 0 0- 0
1- 1 0- 0
0- 0 0- 00- 0
0- 0
0- 0
0- 0CONFERENCE
HOME
AWAY
NEUTRAL0- 0
0- 0
0- 0
0- 01- 0
1- 0
0- 0
0- 03- 1
2- 0
1- 1
0- 0

RPI 1-25

RPI S Opponent Score
8 A NC State 58 75

RPI 26-50

RPI S Opponent Score

RPI 51-100

RPI S Opponent Score
75 A Virginia Tech 44 55
77 N Nebraska 39 77

RPI 101+

Team's RPI: 147

RPI S Opponent Score
102 A Virginia 57 44
136 A VCU 54 49
148 H High Point 80 58
180 H Morehead St. 72 79
205 H UNC Asheville 60 46
215 A Hampton 54 68
232 A Mt. St. Mary's 77 89
250 N Temple 56 50
253 H ETSU 79 64
286 H Winthrop 70 49
316 H South Carolina St. 61 31
341 A Charleston So. 67 41

LAST 12 Division I GAMES:

| | | | |
|----------------------|-------|----------------------|-------|
| 205 H UNC Asheville | 60 46 | 341 A Charleston So. | 67 41 |
| 232 A Mt. St. Mary's | 77 89 | 286 H Winthrop | 70 49 |
| 136 A VCU | 54 49 | 215 A Hampton | 54 68 |
| 180 H Morehead St. | 72 79 | 148 H High Point | 80 58 |
| 102 A Virginia | 57 44 | 77 N Nebraska | 39 77 |
| 75 A Virginia Tech | 44 55 | 250 N Temple | 56 50 |

Radford

Radford

Non-Div I Games:

Shepherd

60 46

Radford

Loss, Non-Conf, S Site, H Home A Away N Neutral

| | | | | | | | | | | | |
|------------------|----------|------|-----------|-----------|----------------|-------------|---------------|-------------|------|----------|-----------|
| Average RPI | Win: | 222 | WON-LOST | WINNING | LAST 10 | STRENGTH OF | OPP. STRENGTH | TEAM | ADJ. | CONF. | ADJ CONF. |
| Average RPI | Loss: | 107 | RECORD | PCT. RANK | GAMES | SCHEDULE | OF SCHEDULE | RPI | RPI | RPI | RPI |
| DIV. I ONLY | | 7- 9 | | 208 | 3-7 | 128 | 145 | 173 | 173 | 17 | 17 |
| DIV. I NON-CONF. | | 5- 7 | | 206 | 1- 0 | 57 | 160 | 146 | 146 | 18 | 18 |
| ----- | | | | | | | | | | | |
| TOTALS | RPI 1-25 | | RPI 26-50 | | W-L RECORDS | RPI 51-100 | | RPI 101-150 | | RPI 150+ | |
| 7- 9 | 0- 0 | | 0- 2 | | OVERALL | 1- 4 | | 0- 1 | | 6- 2 | |
| 3- 5 | 0- 0 | | 0- 0 | | HOME | 1- 3 | | 0- 1 | | 2- 1 | |
| 4- 4 | 0- 0 | | 0- 2 | | AWAY | 0- 1 | | 0- 0 | | 4- 1 | |
| 0- 0 | 0- 0 | | 0- 0 | | NEUTRAL | 0- 0 | | 0- 0 | | 0- 0 | |
| 5- 7 | 0- 0 | | 0- 2 | | NON-CONFERENCE | 1- 4 | | 0- 0 | | 4- 1 | |
| 3- 3 | 0- 0 | | 0- 0 | | HOME | 1- 3 | | 0- 0 | | 2- 0 | |
| 2- 4 | 0- 0 | | 0- 2 | | AWAY | 0- 1 | | 0- 0 | | 2- 1 | |
| 0- 0 | 0- 0 | | 0- 0 | | NEUTRAL | 0- 0 | | 0- 0 | | 0- 0 | |
| 2- 2 | 0- 0 | | 0- 0 | | CONFERENCE | 0- 0 | | 0- 1 | | 2- 1 | |
| 0- 2 | 0- 0 | | 0- 0 | | HOME | 0- 0 | | 0- 1 | | 0- 1 | |
| 2- 0 | 0- 0 | | 0- 0 | | AWAY | 0- 0 | | 0- 0 | | 2- 0 | |
| 0- 0 | 0- 0 | | 0- 0 | | NEUTRAL | 0- 0 | | 0- 0 | | 0- 0 | |

| RPI 1-25 | | | | RPI 26-50 | | | | RPI 51-100 | | | | RPI 101+ | | | | Team's RPI: 173 |
|---------------------------|---|----------|-------|-----------|---|-----------|-------|------------|---|-------------------|-------|----------|---|-------------------|-------|-----------------|
| RPI | S | Opponent | Score | RPI | S | Opponent | Score | RPI | S | Opponent | Score | RPI | S | Opponent | Score | |
| | | | | 27 | A | Kentucky | 52 75 | 72 | H | Harvard | 47 80 | 131 | H | Davidson | 67 77 | |
| | | | | 37 | A | Clemson | 67 80 | 85 | H | Boston College | 64 88 | 185 | H | George Washington | 59 64 | |
| | | | | | | | | 90 | A | Minnesota | 71 91 | 200 | H | North Dakota | 77 63 | |
| | | | | | | | | 92 | H | Hartford | 51 65 | 212 | A | Saint Louis | 68 56 | |
| | | | | | | | | 93 | H | Providence | 72 65 | 213 | H | Brown | 72 67 | |
| | | | | | | | | | | | | 244 | A | Holy Cross | 65 73 | |
| | | | | | | | | | | | | 262 | A | Robert Morris | 46 41 | |
| | | | | | | | | | | | | 283 | A | Richmond | 66 60 | |
| | | | | | | | | | | | | 293 | A | Vermont | 61 58 | |
| ----- | | | | | | | | | | | | | | | | |
| LAST 12 Division I GAMES: | | | | | | | | | | | | | | | | |
| | | | | 283 | A | Richmond | 66 60 | 213 | H | Brown | 72 67 | | | | | |
| | | | | 72 | H | Harvard | 47 80 | 212 | A | Saint Louis | 68 56 | | | | | |
| | | | | 90 | A | Minnesota | 71 91 | 131 | H | Davidson | 67 77 | | | | | |
| | | | | 92 | H | Hartford | 51 65 | 185 | H | George Washington | 59 64 | | | | | |
| | | | | 37 | A | Clemson | 67 80 | 93 | H | Providence | 72 65 | | | | | |
| | | | | 27 | A | Kentucky | 52 75 | 200 | H | North Dakota | 77 63 | | | | | |

Non-Div I Games:

Rhode Island

| | | | | | | | | | | |
|-------------------|----------|-----------|----------------|------------|-------------|---------------|------|------|-------|-----------|
| Average RPI Win: | 231 | WON-LOST | WINNING | LAST 10 | STRENGTH OF | OPP. STRENGTH | TEAM | ADJ. | CONF. | ADJ CONF. |
| Average RPI Loss: | 39 | RECORD | PCT. RANK | GAMES | SCHEDULE | OF SCHEDULE | RPI | RPI | RPI | RPI |
| DIV. I ONLY | 13- 3 | 31 | 9-1 | 324 | 69 | 117 | 117 | 16 | 16 | |
| DIV. I NON-CONF. | 9- 3 | 61 | 0- 0 | 317 | 58 | 124 | 124 | 19 | 19 | |
| ----- | | | | | | | | | | |
| TOTALS | RPI 1-25 | RPI 26-50 | W-L RECORDS | RPI 51-100 | RPI 101-150 | RPI 150+ | | | | |
| 13- 3 | 0- 0 | 0- 3 | OVERALL | 0- 0 | 1- 0 | 12- 0 | | | | |
| 7- 0 | 0- 0 | 0- 0 | HOME | 0- 0 | 0- 0 | 7- 0 | | | | |
| 5- 2 | 0- 0 | 0- 2 | AWAY | 0- 0 | 1- 0 | 4- 0 | | | | |
| 1- 1 | 0- 0 | 0- 1 | NEUTRAL | 0- 0 | 0- 0 | 1- 0 | | | | |
| 9- 3 | 0- 0 | 0- 3 | NON-CONFERENCE | 0- 0 | 1- 0 | 8- 0 | | | | |
| 5- 0 | 0- 0 | 0- 0 | HOME | 0- 0 | 0- 0 | 5- 0 | | | | |
| 3- 2 | 0- 0 | 0- 2 | AWAY | 0- 0 | 1- 0 | 2- 0 | | | | |
| 1- 1 | 0- 0 | 0- 1 | NEUTRAL | 0- 0 | 0- 0 | 1- 0 | | | | |
| 4- 0 | 0- 0 | 0- 0 | CONFERENCE | 0- 0 | 0- 0 | 4- 0 | | | | |
| 2- 0 | 0- 0 | 0- 0 | HOME | 0- 0 | 0- 0 | 2- 0 | | | | |
| 2- 0 | 0- 0 | 0- 0 | AWAY | 0- 0 | 0- 0 | 2- 0 | | | | |
| 0- 0 | 0- 0 | 0- 0 | NEUTRAL | 0- 0 | 0- 0 | 0- 0 | | | | |

| RPI | S | Opponent | Score | RPI | S | Opponent | Score | RPI | S | Opponent | Score | RPI | S | Opponent | Score |
|---------------------------|---|----------------|-------|-----|---|----------------|-------|-----|---|----------|-------|-----|---|----------------|-------|
| 36 | A | Texas A&M | 54 65 | 40 | N | North Carolina | 50 71 | 41 | A | UCLA | 50 59 | 127 | A | Little Rock | 79 65 |
| | | | | | | | | | | | | 151 | A | Louisiana Tech | 61 51 |
| | | | | | | | | | | | | 194 | H | Georgia St. | 66 49 |
| | | | | | | | | | | | | 195 | A | Prairie View | 68 58 |
| | | | | | | | | | | | | 202 | N | Coastal Caro. | 56 52 |
| | | | | | | | | | | | | 211 | A | Southern Miss. | 58 47 |
| | | | | | | | | | | | | 225 | H | Texas Southern | 76 71 |
| | | | | | | | | | | | | 230 | H | SMU | 66 52 |
| | | | | | | | | | | | | 261 | H | UTSA | 85 54 |
| | | | | | | | | | | | | 266 | H | UTEP | 76 42 |
| | | | | | | | | | | | | 284 | H | New Orleans | 67 56 |
| | | | | | | | | | | | | 321 | A | Incarnate Word | 74 63 |
| | | | | | | | | | | | | 334 | H | McNeese | 93 65 |
| ----- | | | | | | | | | | | | | | | |
| LAST 12 Division I GAMES: | | | | | | | | | | | | | | | |
| 321 | A | Incarnate Word | 74 63 | 266 | H | UTEP | 76 42 | 261 | H | UTSA | 85 54 | 151 | A | Louisiana Tech | 61 51 |
| 202 | N | Coastal Caro. | 56 52 | 211 | A | Southern Miss. | 58 47 | 334 | H | McNeese | 93 65 | 194 | H | Georgia St. | 66 49 |
| 40 | N | North Carolina | 50 71 | | | | | | | | | | | | |
| 230 | H | SMU | 66 52 | | | | | | | | | | | | |
| 195 | A | Prairie View | 68 58 | | | | | | | | | | | | |
| 284 | H | New Orleans | 67 56 | | | | | | | | | | | | |

Non-Div I Games:

Rice

| | | | | | | | | | | |
|-------------------|----------|-----------|----------------|------------|-------------|---------------|------|------|-------|-----------|
| Average RPI Win: | 263 | WON-LOST | WINNING | LAST 10 | STRENGTH OF | OPP. STRENGTH | TEAM | ADJ. | CONF. | ADJ CONF. |
| Average RPI Loss: | 133 | RECORD | PCT. RANK | GAMES | SCHEDULE | OF SCHEDULE | RPI | RPI | RPI | RPI |
| DIV. I ONLY | 3- 14 | 316 | 2-8 | 115 | 184 | 283 | 283 | 17 | 17 | |
| DIV. I NON-CONF. | 3- 10 | 278 | 0- 0 | 132 | 165 | 275 | 275 | 18 | 18 | |
| ----- | | | | | | | | | | |
| TOTALS | RPI 1-25 | RPI 26-50 | W-L RECORDS | RPI 51-100 | RPI 101-150 | RPI 150+ | | | | |
| 3- 14 | 0- 1 | 0- 1 | OVERALL | 0- 3 | 0- 5 | 3- 4 | | | | |
| 3- 6 | 0- 0 | 0- 1 | HOME | 0- 1 | 0- 2 | 3- 2 | | | | |
| 0- 7 | 0- 1 | 0- 0 | AWAY | 0- 1 | 0- 3 | 0- 2 | | | | |
| 0- 1 | 0- 0 | 0- 0 | NEUTRAL | 0- 1 | 0- 0 | 0- 0 | | | | |
| 3- 10 | 0- 1 | 0- 1 | NON-CONFERENCE | 0- 3 | 0- 2 | 3- 3 | | | | |
| 3- 4 | 0- 0 | 0- 1 | HOME | 0- 1 | 0- 1 | 3- 1 | | | | |
| 0- 5 | 0- 1 | 0- 0 | AWAY | 0- 1 | 0- 1 | 0- 2 | | | | |
| 0- 1 | 0- 0 | 0- 0 | NEUTRAL | 0- 1 | 0- 0 | 0- 0 | | | | |
| 0- 4 | 0- 0 | 0- 0 | CONFERENCE | 0- 0 | 0- 3 | 0- 1 | | | | |
| 0- 2 | 0- 0 | 0- 0 | HOME | 0- 0 | 0- 1 | 0- 1 | | | | |
| 0- 2 | 0- 0 | 0- 0 | AWAY | 0- 0 | 0- 2 | 0- 0 | | | | |
| 0- 0 | 0- 0 | 0- 0 | NEUTRAL | 0- 0 | 0- 0 | 0- 0 | | | | |

| RPI 1-25 | | | | RPI 26-50 | | | | RPI 51-100 | | | | RPI 101+ Team's RPI: 283 | | | |
|---------------------------|---|----------------|--------|-----------|---|---------------|--------|------------|---|---------------|-------|--------------------------|---|----------------|-------|
| RPI | S | Opponent | Score | RPI | S | Opponent | Score | RPI | S | Opponent | Score | RPI | S | Opponent | Score |
| 16 | A | UCF | 48 70 | 42 | H | Ohio | 58 109 | 71 | A | Quinnipiac | 48 65 | 108 | A | Wake Forest | 48 62 |
| | | | | | | | | 75 | N | Virginia Tech | 57 85 | 125 | H | Drexel | 35 58 |
| | | | | | | | | 94 | H | Georgetown | 53 73 | 131 | A | Davidson | 55 78 |
| | | | | | | | | | | | | 136 | H | VCU | 43 68 |
| | | | | | | | | | | | | 137 | A | Fordham | 48 60 |
| | | | | | | | | | | | | 159 | A | William & Mary | 55 65 |
| | | | | | | | | | | | | 173 | H | Rhode Island | 60 66 |
| | | | | | | | | | | | | 222 | H | Howard | 67 60 |
| | | | | | | | | | | | | 247 | H | UMES | 57 55 |
| | | | | | | | | | | | | 289 | A | Fla. Atlantic | 55 69 |
| | | | | | | | | | | | | 307 | H | Fairfield | 40 58 |
| | | | | | | | | | | | | 320 | H | UNC Greensboro | 59 48 |
| LAST 12 Division I GAMES: | | | | | | | | | | | | | | | |
| 320 | H | UNC Greensboro | 59 48 | 131 | A | Davidson | 55 78 | | | | | | | | |
| 125 | H | Drexel | 35 58 | 136 | H | VCU | 43 68 | | | | | | | | |
| 42 | H | Ohio | 58 109 | 137 | A | Fordham | 48 60 | | | | | | | | |
| 71 | A | Quinnipiac | 48 65 | 173 | H | Rhode Island | 60 66 | | | | | | | | |
| 222 | H | Howard | 67 60 | 75 | N | Virginia Tech | 57 85 | | | | | | | | |
| 159 | A | William & Mary | 55 65 | 16 | A | UCF | 48 70 | | | | | | | | |

Non-Div I Games:

Richmond

| | | | | | | | | | | | |
|------------------|----------|------|-----------|-----------|----------------|-------------|---------------|-------------|------|----------|-----------|
| Average RPI | Win: | 277 | WON-LOST | WINNING | LAST 10 | STRENGTH OF | OPP. STRENGTH | TEAM | ADJ. | CONF. | ADJ CONF. |
| Average RPI | Loss: | 150 | RECORD | PCT. RANK | GAMES | SCHEDULE | OF SCHEDULE | RPI | RPI | RPI | RPI |
| DIV. I ONLY | | 9- 7 | | 134 | 7-3 | 300 | 223 | 208 | 208 | 27 | 27 |
| DIV. I NON-CONF. | | 4- 7 | | 228 | 0- 1 | 236 | 191 | 253 | 253 | 28 | 28 |
| <hr/> | | | | | | | | | | | |
| TOTALS | RPI 1-25 | | RPI 26-50 | | W-L RECORDS | RPI 51-100 | | RPI 101-150 | | RPI 150+ | |
| 9- 7 | 0- 0 | | 0- 1 | | OVERALL | 0- 3 | | 0- 0 | | 9- 3 | |
| 4- 3 | 0- 0 | | 0- 0 | | HOME | 0- 2 | | 0- 0 | | 4- 1 | |
| 5- 3 | 0- 0 | | 0- 1 | | AWAY | 0- 0 | | 0- 0 | | 5- 2 | |
| 0- 1 | 0- 0 | | 0- 0 | | NEUTRAL | 0- 1 | | 0- 0 | | 0- 0 | |
| 4- 7 | 0- 0 | | 0- 1 | | NON-CONFERENCE | 0- 3 | | 0- 0 | | 4- 3 | |
| 2- 3 | 0- 0 | | 0- 0 | | HOME | 0- 2 | | 0- 0 | | 2- 1 | |
| 2- 3 | 0- 0 | | 0- 1 | | AWAY | 0- 0 | | 0- 0 | | 2- 2 | |
| 0- 1 | 0- 0 | | 0- 0 | | NEUTRAL | 0- 1 | | 0- 0 | | 0- 0 | |
| 5- 0 | 0- 0 | | 0- 0 | | CONFERENCE | 0- 0 | | 0- 0 | | 5- 0 | |
| 2- 0 | 0- 0 | | 0- 0 | | HOME | 0- 0 | | 0- 0 | | 2- 0 | |
| 3- 0 | 0- 0 | | 0- 0 | | AWAY | 0- 0 | | 0- 0 | | 3- 0 | |
| 0- 0 | 0- 0 | | 0- 0 | | NEUTRAL | 0- 0 | | 0- 0 | | 0- 0 | |

| RPI 1-25 | | | | RPI 26-50 | | | | RPI 51-100 | | | | RPI 101+ | | | | Team's RPI: 208 | |
|---------------------------|---|----------|-------|-----------|---|------------|-------|------------|---|----------------|--------|----------|---|----------------|--------|-----------------|--|
| RPI | S | Opponent | Score | RPI | S | Opponent | Score | RPI | S | Opponent | Score | RPI | S | Opponent | Score | | |
| | | | | 50 | A | Bucknell I | 59 80 | | | | | | | | | | |
| | | | | | | | | 84 | H | Princeton | 65 89 | 197 | H | Navy | 60 66 | | |
| | | | | | | | | 85 | N | Boston College | 61 112 | 231 | A | Monmouth | 55 43 | | |
| | | | | | | | | 94 | H | Georgetown | 49 79 | 232 | H | Mt. St. Mary's | 85 67 | | |
| | | | | | | | | | | | | 233 | A | Binghamton | 62 57 | | |
| | | | | | | | | | | | | 244 | A | Holy Cross | 61 71 | | |
| | | | | | | | | | | | | 275 | A | Siena | 55 52 | | |
| | | | | | | | | | | | | 277 | A | Saint Joseph's | 56 54 | | |
| | | | | | | | | | | | | 293 | A | Vermont | 49 54 | | |
| | | | | | | | | | | | | 306 | H | NJIT | 67 46 | | |
| | | | | | | | | | | | | 307 | H | Fairfield | 62 59 | | |
| | | | | | | | | | | | | 308 | H | Saint Peter's | 60 38 | | |
| | | | | | | | | | | | | 328 | A | Iona | 66 58 | | |
| LAST 12 Division I GAMES: | | | | | | | | | | | | | | | | | |
| | | | | 231 | A | Monmouth | 55 43 | | | | | 85 | N | Boston College | 61 112 | | |
| | | | | 307 | H | Fairfield | 62 59 | | | | | 308 | H | Saint Peter's | 60 38 | | |
| | | | | 94 | H | Georgetown | 49 79 | | | | | 328 | A | Iona | 66 58 | | |
| | | | | 50 | A | Bucknell I | 59 80 | | | | | 275 | A | Siena | 55 52 | | |
| | | | | 233 | A | Binghamton | 62 57 | | | | | 306 | H | NJIT | 67 46 | | |
| | | | | 197 | H | Navy | 60 66 | | | | | 277 | A | Saint Joseph's | 56 54 | | |

Non-Div I Games:

Rider

| | | | | | | | | | | |
|-------------------|----------|-----------|----------------|------------|-------------|---------------|------|------|-------|-----------|
| Average RPI Win: | 304 | WON-LOST | WINNING | LAST 10 | STRENGTH OF | OPP. STRENGTH | TEAM | ADJ. | CONF. | ADJ CONF. |
| Average RPI Loss: | 124 | RECORD | PCT. RANK | GAMES | SCHEDULE | OF SCHEDULE | RPI | RPI | RPI | RPI |
| DIV. I ONLY | 6- 8 | 211 | 6-4 | 278 | 245 | 262 | 262 | 31 | 31 | |
| DIV. I NON-CONF. | 2- 8 | 293 | 0- 1 | 217 | 108 | 309 | 309 | 31 | 31 | |
| ----- | | | | | | | | | | |
| TOTALS | RPI 1-25 | RPI 26-50 | W-L RECORDS | RPI 51-100 | RPI 101-150 | RPI 150+ | | | | |
| 6- 8 | 0- 1 | 0- 0 | OVERALL | 0- 2 | 0- 2 | 6- 3 | | | | |
| 4- 3 | 0- 0 | 0- 0 | HOME | 0- 2 | 0- 0 | 4- 1 | | | | |
| 2- 4 | 0- 1 | 0- 0 | AWAY | 0- 0 | 0- 2 | 2- 1 | | | | |
| 0- 1 | 0- 0 | 0- 0 | NEUTRAL | 0- 0 | 0- 0 | 0- 1 | | | | |
| 2- 8 | 0- 1 | 0- 0 | NON-CONFERENCE | 0- 2 | 0- 2 | 2- 3 | | | | |
| 2- 3 | 0- 0 | 0- 0 | HOME | 0- 2 | 0- 0 | 2- 1 | | | | |
| 0- 4 | 0- 1 | 0- 0 | AWAY | 0- 0 | 0- 2 | 0- 1 | | | | |
| 0- 1 | 0- 0 | 0- 0 | NEUTRAL | 0- 0 | 0- 0 | 0- 1 | | | | |
| 4- 0 | 0- 0 | 0- 0 | CONFERENCE | 0- 0 | 0- 0 | 4- 0 | | | | |
| 2- 0 | 0- 0 | 0- 0 | HOME | 0- 0 | 0- 0 | 2- 0 | | | | |
| 2- 0 | 0- 0 | 0- 0 | AWAY | 0- 0 | 0- 0 | 2- 0 | | | | |
| 0- 0 | 0- 0 | 0- 0 | NEUTRAL | 0- 0 | 0- 0 | 0- 0 | | | | |

| RPI 1-25 | | | | RPI 26-50 | | | | RPI 51-100 | | | | RPI 101+ | | | | Team's RPI: 262 |
|---------------------------|---|----------------|-------|-----------|---|----------------------|-------|------------|---|---------------|-------|----------|---|----------------------|-------|-----------------|
| RPI | S | Opponent | Score | RPI | S | Opponent | Score | RPI | S | Opponent | Score | RPI | S | Opponent | Score | |
| 13 | A | Iowa | 63 92 | | | | | 57 | H | James Madison | 36 59 | 101 | A | Youngstown St. | 59 69 | |
| | | | | | | | | 62 | H | Kent St. | 46 54 | 130 | A | Loyola Marymount | 53 61 | |
| | | | | | | | | | | | | 173 | H | Rhode Island | 41 46 | |
| | | | | | | | | | | | | 223 | A | Bowling Green | 60 61 | |
| | | | | | | | | | | | | 230 | N | SMU | 55 60 | |
| | | | | | | | | | | | | 232 | H | Mt. St. Mary's | 70 58 | |
| | | | | | | | | | | | | 268 | H | La Salle | 67 39 | |
| | | | | | | | | | | | | 278 | A | St. Francis Brooklyn | 75 56 | |
| | | | | | | | | | | | | 347 | H | Delaware St. | 64 63 | |
| | | | | | | | | | | | | 349 | H | Fairleigh Dickinson | 71 49 | |
| | | | | | | | | | | | | 351 | A | LIU Brooklyn | 89 37 | |
| LAST 12 Division I GAMES: | | | | | | | | | | | | | | | | |
| 232 | H | Mt. St. Mary's | 70 58 | 130 | A | Loyola Marymount | 53 61 | | | | | | | | | |
| 57 | H | James Madison | 36 59 | 351 | A | LIU Brooklyn | 89 37 | | | | | | | | | |
| 347 | H | Delaware St. | 64 63 | 278 | A | St. Francis Brooklyn | 75 56 | | | | | | | | | |
| 62 | H | Kent St. | 46 54 | 349 | H | Fairleigh Dickinson | 71 49 | | | | | | | | | |
| 13 | A | Iowa | 63 92 | 223 | A | Bowling Green | 60 61 | | | | | | | | | |
| 230 | N | SMU | 55 60 | 173 | H | Rhode Island | 41 46 | | | | | | | | | |

Non-Div I Games: Pitt.-Johnstown 73 53

Robert Morris

Average RPI Win: 146

Average RPI Loss: 33

WON-LOST
RECORDWINNING
PCT. RANKLAST 10
GAMESSTRENGTH OF
SCHEDULEOPP. STRENGTH
OF SCHEDULETEAM
RPIADJ.
RPICONF.
RPIADJ CONF.
RPIDIV. I ONLY
DIV. I NON-CONF.14- 3
8- 327
719-1
1- 141
9548
8517
5317
534
54
5

TOTALS

RPI 1-25

RPI 26-50

W-L RECORDS

RPI 51-100

RPI 101-150

RPI 150+

14- 3
9- 0
4- 1
1- 20- 2
0- 0
0- 0
0- 22- 0
1- 0
1- 0
0- 0OVERALL
HOME
AWAY
NEUTRAL4- 1
2- 0
2- 1
0- 02- 0
2- 0
0- 0
0- 06- 0
4- 0
1- 0
1- 08- 3
6- 0
1- 1
1- 20- 2
0- 0
0- 0
0- 20- 0
0- 0
0- 0
0- 0NON-CONFERENCE
HOME
AWAY
NEUTRAL2- 1
1- 0
1- 1
0- 01- 0
1- 0
0- 0
0- 05- 0
4- 0
0- 0
1- 06- 0
3- 0
3- 0
0- 00- 0
0- 0
0- 0
0- 02- 0
1- 0
1- 0
0- 0CONFERENCE
HOME
AWAY
NEUTRAL2- 0
1- 0
1- 0
0- 01- 0
1- 0
0- 0
0- 01- 0
0- 0
1- 0
0- 0

RPI 1-25 Team's RPI: 17

RPI 26-50

RPI 51-100

RPI 101+

| RPI | S | Opponent | Score |
|-----|---|----------|-------|
| 10 | N | Gonzaga | 40 57 |
| 14 | N | Drake | 59 69 |

| RPI | S | Opponent | Score |
|-----|---|----------|-------|
| 29 | A | Maryland | 73 65 |
| 45 | H | Purdue | 65 63 |

| RPI | S | Opponent | Score |
|-----|---|---------------|-------|
| 70 | H | LSU | 57 43 |
| 72 | A | Harvard | 60 49 |
| 73 | H | Northwestern | 45 41 |
| 75 | A | Virginia Tech | 51 67 |
| 77 | A | Nebraska | 62 56 |

| RPI | S | Opponent | Score |
|-----|---|--------------------|-------|
| 111 | H | Penn St. | 74 61 |
| 135 | H | Stony Brook | 61 47 |
| 162 | A | Illinois | 71 60 |
| 213 | H | Brown | 73 52 |
| 221 | H | Saint Francis (PA) | 96 52 |
| 253 | N | ETSU | 68 44 |
| 288 | H | Albany (NY) | 65 39 |
| 300 | H | Central Conn. St. | 73 44 |

LAST 12 Division I GAMES:

| | | | | | | | |
|-----|---|--------------|-------|-----|---|---------------|-------|
| 162 | A | Illinois | 71 60 | 253 | N | ETSU | 68 44 |
| 111 | H | Penn St. | 74 61 | 10 | N | Gonzaga | 40 57 |
| 213 | H | Brown | 73 52 | 45 | H | Purdue | 65 63 |
| 29 | A | Maryland | 73 65 | 77 | A | Nebraska | 62 56 |
| 73 | H | Northwestern | 45 41 | 72 | A | Harvard | 60 49 |
| 70 | H | LSU | 57 43 | 75 | A | Virginia Tech | 51 67 |

R
u
t
g
e
r
sR
u
t
g
e
r
s

Non-Div I Games:

Rutgers

| | | | | | | | | | | |
|-------------------|----------|-----------|----------------|------------|-------------|---------------|------|------|-------|-----------|
| Average RPI Win: | 216 | WON-LOST | WINNING | LAST 10 | STRENGTH OF | OPP. STRENGTH | TEAM | ADJ. | CONF. | ADJ CONF. |
| Average RPI Loss: | 80 | RECORD | PCT. RANK | GAMES | SCHEDULE | OF SCHEDULE | RPI | RPI | RPI | RPI |
| DIV. I ONLY | 10- 3 | 40 | 9-1 | 173 | 231 | 74 | 74 | 25 | 25 | |
| DIV. I NON-CONF. | 6- 3 | 91 | 0- 1 | 83 | 199 | 62 | 62 | 22 | 22 | |
| ----- | | | | | | | | | | |
| TOTALS | RPI 1-25 | RPI 26-50 | W-L RECORDS | RPI 51-100 | RPI 101-150 | RPI 150+ | | | | |
| 10- 3 | 0- 0 | 0- 1 | OVERALL | 0- 1 | 3- 1 | 7- 0 | | | | |
| 8- 0 | 0- 0 | 0- 0 | HOME | 0- 0 | 3- 0 | 5- 0 | | | | |
| 1- 3 | 0- 0 | 0- 1 | AWAY | 0- 1 | 0- 1 | 1- 0 | | | | |
| 1- 0 | 0- 0 | 0- 0 | NEUTRAL | 0- 0 | 0- 0 | 1- 0 | | | | |
| 6- 3 | 0- 0 | 0- 1 | NON-CONFERENCE | 0- 1 | 3- 1 | 3- 0 | | | | |
| 5- 0 | 0- 0 | 0- 0 | HOME | 0- 0 | 3- 0 | 2- 0 | | | | |
| 0- 3 | 0- 0 | 0- 1 | AWAY | 0- 1 | 0- 1 | 0- 0 | | | | |
| 1- 0 | 0- 0 | 0- 0 | NEUTRAL | 0- 0 | 0- 0 | 1- 0 | | | | |
| 4- 0 | 0- 0 | 0- 0 | CONFERENCE | 0- 0 | 0- 0 | 4- 0 | | | | |
| 3- 0 | 0- 0 | 0- 0 | HOME | 0- 0 | 0- 0 | 3- 0 | | | | |
| 1- 0 | 0- 0 | 0- 0 | AWAY | 0- 0 | 0- 0 | 1- 0 | | | | |
| 0- 0 | 0- 0 | 0- 0 | NEUTRAL | 0- 0 | 0- 0 | 0- 0 | | | | |

S
F
A

| RPI | S | Opponent | Score | RPI | S | Opponent | Score | RPI | S | Opponent | Score | RPI | S | Opponent | Score |
|---------------------------|---|------------------|-------|-----|---|------------|-------|-----|---|------------------|-------|-----|---|------------------|-------|
| 38 | A | Miami (FL) | 60 81 | 55 | A | New Mexico | 33 74 | 114 | H | Montana St. | 60 53 | 119 | H | Tulsa | 76 34 |
| | | | | | | | | 128 | H | Yale | 67 57 | 146 | A | Texas Tech | 69 77 |
| | | | | | | | | 201 | A | Southeastern La. | 62 51 | 215 | N | Hampton | 70 68 |
| | | | | | | | | 218 | H | Nicholls St. | 70 62 | 225 | H | Texas Southern | 74 55 |
| | | | | | | | | 284 | H | New Orleans | 97 38 | 325 | H | Northwestern St. | 84 56 |
| | | | | | | | | 326 | H | Morgan St. | 69 42 | | | | |
| LAST 12 Division I GAMES: | | | | | | | | | | | | | | | |
| 218 | H | Nicholls St. | 70 62 | 55 | A | New Mexico | 33 74 | 128 | H | Yale | 67 57 | 284 | H | New Orleans | 97 38 |
| 201 | A | Southeastern La. | 62 51 | 119 | H | Tulsa | 76 34 | 325 | H | Northwestern St. | 84 56 | 114 | H | Montana St. | 60 53 |
| 215 | N | Hampton | 70 68 | 326 | H | Morgan St. | 69 42 | | | | | 146 | A | Texas Tech | 69 77 |
| 225 | H | Texas Southern | 74 55 | | | | | | | | | | | | |
| 114 | H | Montana St. | 60 53 | | | | | | | | | | | | |
| 146 | A | Texas Tech | 69 77 | | | | | | | | | | | | |

S
F
A

Non-Div I Games: Wiley 97 38 Cameron 86 59 Our Lady of the Lake 77

SFA

| SIUE | | Average RPI | WON-LOST RECORD | WINNING PCT. RANK | LAST 10 GAMES | STRENGTH OF SCHEDULE | OPP. STRENGTH OF SCHEDULE | TEAM RPI | ADJ. RPI | CONF. RPI | ADJ CONF. RPI |
|-----------------------|----------|-------------|-----------------|-------------------|---------------|----------------------|---------------------------|----------|----------|-----------|---------------|
| Average RPI Win: 277 | | | | | | | | | | | |
| Average RPI Loss: 162 | | | | | | | | | | | |
| DIV. I ONLY | 7- 8 | 192 | 5-5 | 288 | 282 | 204 | 204 | 22 | 22 | | |
| DIV. I NON-CONF. | 4- 6 | 212 | 0- 0 | 320 | 251 | 245 | 245 | 21 | 21 | | |
| ----- | | | | | | | | | | | |
| TOTALS | RPI 1-25 | RPI 26-50 | W-L RECORDS | RPI 51-100 | RPI 101-150 | RPI 150+ | | | | | |
| 7- 8 | 0- 0 | 0- 1 | OVERALL | 0- 0 | 0- 2 | 7- 5 | | | | | |
| 2- 1 | 0- 0 | 0- 0 | HOME | 0- 0 | 0- 0 | 2- 1 | | | | | |
| 5- 6 | 0- 0 | 0- 1 | AWAY | 0- 0 | 0- 1 | 5- 4 | | | | | |
| 0- 1 | 0- 0 | 0- 0 | NEUTRAL | 0- 0 | 0- 1 | 0- 0 | | | | | |
| 4- 6 | 0- 0 | 0- 1 | NON-CONFERENCE | 0- 0 | 0- 1 | 4- 4 | | | | | |
| 1- 0 | 0- 0 | 0- 0 | HOME | 0- 0 | 0- 0 | 1- 0 | | | | | |
| 3- 5 | 0- 0 | 0- 1 | AWAY | 0- 0 | 0- 0 | 3- 4 | | | | | |
| 0- 1 | 0- 0 | 0- 0 | NEUTRAL | 0- 0 | 0- 1 | 0- 0 | | | | | |
| 3- 2 | 0- 0 | 0- 0 | CONFERENCE | 0- 0 | 0- 1 | 3- 1 | | | | | |
| 1- 1 | 0- 0 | 0- 0 | HOME | 0- 0 | 0- 0 | 1- 1 | | | | | |
| 2- 1 | 0- 0 | 0- 0 | AWAY | 0- 0 | 0- 1 | 2- 0 | | | | | |
| 0- 0 | 0- 0 | 0- 0 | NEUTRAL | 0- 0 | 0- 0 | 0- 0 | | | | | |

| RPI 1-25 | | | | RPI 26-50 | | | | RPI 51-100 | | | | RPI 101+ Team's RPI: 204 | | | |
|---------------------------|---|-------------------|-------|-----------|---|-------------------|-------|------------|---|----------|-------|--------------------------|---|-------------------|-------|
| RPI | S | Opponent | Score | RPI | S | Opponent | Score | RPI | S | Opponent | Score | RPI | S | Opponent | Score |
| | | | | 33 | A | Missouri | 36 59 | | | | | 110 | N | Missouri St. | 65 68 |
| | | | | | | | | | | | | 120 | A | Tennessee Tech | 55 79 |
| | | | | | | | | | | | | 162 | A | Illinois | 57 74 |
| | | | | | | | | | | | | 172 | H | Illinois St. | 68 61 |
| | | | | | | | | | | | | 192 | A | UMKC | 75 80 |
| | | | | | | | | | | | | 196 | A | Jacksonville St. | 51 47 |
| | | | | | | | | | | | | 212 | A | Saint Louis | 56 63 |
| | | | | | | | | | | | | 216 | A | Eastern Ill. | 65 56 |
| | | | | | | | | | | | | 224 | H | Southeast Mo. St. | 52 62 |
| | | | | | | | | | | | | 242 | A | Loyola Chicago | 43 56 |
| | | | | | | | | | | | | 333 | H | Austin Peay | 69 68 |
| | | | | | | | | | | | | 336 | A | Purdue Fort Wayne | 57 49 |
| | | | | | | | | | | | | 340 | A | Chicago St. | 82 66 |
| | | | | | | | | | | | | 345 | A | Evansville | 54 45 |
| LAST 12 Division I GAMES: | | | | | | | | | | | | | | | |
| 224 | H | Southeast Mo. St. | 52 62 | 333 | H | Austin Peay | 69 68 | | | | | | | | |
| 110 | N | Missouri St. | 65 68 | 196 | A | Jacksonville St. | 51 47 | | | | | | | | |
| 192 | A | UMKC | 75 80 | 120 | A | Tennessee Tech | 55 79 | | | | | | | | |
| 162 | A | Illinois | 57 74 | 216 | A | Eastern Ill. | 65 56 | | | | | | | | |
| 340 | A | Chicago St. | 82 66 | 212 | A | Saint Louis | 56 63 | | | | | | | | |
| 242 | A | Loyola Chicago | 43 56 | 336 | A | Purdue Fort Wayne | 57 49 | | | | | | | | |

Non-Div I Games: McKendree 64 63

SIUE

■ Loss,
 ■ Non-Conf,
 ■ S Site,
 ■ Home
 ■ A Away
 N Neutral

SMU

S
M
U

SMU

| | | | | | | | | | | |
|-------------------|----------|-----------|----------------|------------|-------------|---------------|------|------|-------|-----------|
| Average RPI Win: | 233 | WON-LOST | WINNING | LAST 10 | STRENGTH OF | OPP. STRENGTH | TEAM | ADJ. | CONF. | ADJ CONF. |
| Average RPI Loss: | 137 | RECORD | PCT. RANK | GAMES | SCHEDULE | OF SCHEDULE | RPI | RPI | RPI | RPI |
| DIV. I ONLY | 4- 8 | 250 | 3-7 | 137 | 236 | 245 | 245 | 14 | 14 | |
| DIV. I NON-CONF. | 3- 4 | 199 | 1- 0 | 134 | 295 | 217 | 217 | 10 | 10 | |
| ----- | | | | | | | | | | |
| TOTALS | RPI 1-25 | RPI 26-50 | W-L RECORDS | RPI 51-100 | RPI 101-150 | RPI 150+ | | | | |
| 4- 8 | 0- 0 | 0- 0 | OVERALL | 0- 1 | 0- 4 | 4- 3 | | | | |
| 2- 4 | 0- 0 | 0- 0 | HOME | 0- 0 | 0- 2 | 2- 2 | | | | |
| 0- 3 | 0- 0 | 0- 0 | AWAY | 0- 1 | 0- 2 | 0- 0 | | | | |
| 2- 1 | 0- 0 | 0- 0 | NEUTRAL | 0- 0 | 0- 0 | 2- 1 | | | | |
| 3- 4 | 0- 0 | 0- 0 | NON-CONFERENCE | 0- 1 | 0- 1 | 3- 2 | | | | |
| 1- 2 | 0- 0 | 0- 0 | HOME | 0- 0 | 0- 1 | 1- 1 | | | | |
| 0- 1 | 0- 0 | 0- 0 | AWAY | 0- 1 | 0- 0 | 0- 0 | | | | |
| 2- 1 | 0- 0 | 0- 0 | NEUTRAL | 0- 0 | 0- 0 | 2- 1 | | | | |
| 1- 4 | 0- 0 | 0- 0 | CONFERENCE | 0- 0 | 0- 3 | 1- 1 | | | | |
| 1- 2 | 0- 0 | 0- 0 | HOME | 0- 0 | 0- 1 | 1- 1 | | | | |
| 0- 2 | 0- 0 | 0- 0 | AWAY | 0- 0 | 0- 2 | 0- 0 | | | | |
| 0- 0 | 0- 0 | 0- 0 | NEUTRAL | 0- 0 | 0- 0 | 0- 0 | | | | |

| RPI 1-25 | | | | RPI 26-50 | | | | RPI 51-100 | | | | RPI 101+ | | | | Team's RPI: 245 |
|---------------------------|---|----------------|---------|-----------|---|----------------|--------|------------|---|------------|-------|----------|---|----------------|---------|-----------------|
| RPI | S | Opponent | Score | RPI | S | Opponent | Score | RPI | S | Opponent | Score | RPI | S | Opponent | Score | |
| | | | | | | | | 55 | A | New Mexico | 53 85 | 107 | A | Idaho St. | 43 73 | |
| | | | | | | | | | | | | 114 | H | Montana St. | 53 69 | |
| | | | | | | | | | | | | 123 | H | UC Davis | 60 109 | |
| | | | | | | | | | | | | 126 | A | Northern Colo. | 69 82 | |
| | | | | | | | | | | | | 154 | H | Montana | 86 88 | |
| | | | | | | | | | | | | 162 | N | Illinois | 109 107 | |
| | | | | | | | | | | | | 168 | N | Pepperdine | 97 113 | |
| | | | | | | | | | | | | 215 | N | Hampton | 65 61 | |
| | | | | | | | | | | | | 251 | H | San Francisco | 75 86 | |
| | | | | | | | | | | | | 254 | H | Northern Ariz. | 65 61 | |
| | | | | | | | | | | | | 301 | H | Cal Poly | 88 85 | |
| LAST 12 Division I GAMES: | | | | | | | | | | | | | | | | |
| 154 | H | Montana | 86 88 | 215 | N | Hampton | 65 61 | | | | | | | | | |
| 126 | A | Northern Colo. | 69 82 | 254 | H | Northern Ariz. | 65 61 | | | | | | | | | |
| 55 | A | New Mexico | 53 85 | 107 | A | Idaho St. | 43 73 | | | | | | | | | |
| 123 | H | UC Davis | 60 109 | 114 | H | Montana St. | 53 69 | | | | | | | | | |
| 251 | H | San Francisco | 75 86 | 168 | N | Pepperdine | 97 113 | | | | | | | | | |
| 162 | N | Illinois | 109 107 | 301 | H | Cal Poly | 88 85 | | | | | | | | | |

Non-Div I Games: Antelope Valley 86 80

Sacramento St.

| | | | | | | | | | | | |
|------------------|----------|------|-----------|-----------|----------------|-------------|---------------|-------------|------|----------|-----------|
| Average RPI | Win: | 305 | WON-LOST | WINNING | LAST 10 | STRENGTH OF | OPP. STRENGTH | TEAM | ADJ. | CONF. | ADJ CONF. |
| Average RPI | Loss: | 154 | RECORD | PCT. RANK | GAMES | SCHEDULE | OF SCHEDULE | RPI | RPI | RPI | RPI |
| DIV. I ONLY | | 8- 7 | | 150 | 6-4 | 319 | 299 | 237 | 237 | 31 | 31 |
| DIV. I NON-CONF. | | 4- 7 | | 228 | 0- 0 | 233 | 264 | 237 | 237 | 31 | 31 |
| ----- | | | | | | | | | | | |
| TOTALS | RPI 1-25 | | RPI 26-50 | | W-L RECORDS | RPI 51-100 | | RPI 101-150 | | RPI 150+ | |
| 8- 7 | 0- 0 | | 0- 1 | | OVERALL | 0- 1 | | 0- 2 | | 8- 3 | |
| 4- 3 | 0- 0 | | 0- 0 | | HOME | 0- 0 | | 0- 1 | | 4- 2 | |
| 4- 4 | 0- 0 | | 0- 1 | | AWAY | 0- 1 | | 0- 1 | | 4- 1 | |
| 0- 0 | 0- 0 | | 0- 0 | | NEUTRAL | 0- 0 | | 0- 0 | | 0- 0 | |
| 4- 7 | 0- 0 | | 0- 1 | | NON-CONFERENCE | 0- 1 | | 0- 2 | | 4- 3 | |
| 1- 3 | 0- 0 | | 0- 0 | | HOME | 0- 0 | | 0- 1 | | 1- 2 | |
| 3- 4 | 0- 0 | | 0- 1 | | AWAY | 0- 1 | | 0- 1 | | 3- 1 | |
| 0- 0 | 0- 0 | | 0- 0 | | NEUTRAL | 0- 0 | | 0- 0 | | 0- 0 | |
| 4- 0 | 0- 0 | | 0- 0 | | CONFERENCE | 0- 0 | | 0- 0 | | 4- 0 | |
| 3- 0 | 0- 0 | | 0- 0 | | HOME | 0- 0 | | 0- 0 | | 3- 0 | |
| 1- 0 | 0- 0 | | 0- 0 | | AWAY | 0- 0 | | 0- 0 | | 1- 0 | |
| 0- 0 | 0- 0 | | 0- 0 | | NEUTRAL | 0- 0 | | 0- 0 | | 0- 0 | |

| RPI | S | Opponent | Score | RPI | S | Opponent | Score | RPI | S | Opponent | Score | RPI | S | Opponent | Score | Team's RPI: 237 |
|----------------------------|---|----------------|-------|-----|-----|----------|-------------------|-----|----|----------|-------|-------------------|----|----------|-------|-----------------|
| 27 | A | Kentucky | 43 | 71 | 93 | A | Provi dence | 52 | 62 | 118 | A | Lehigh | 66 | 70 | | |
| | | | | | | | | | | 135 | H | Stony Brook | 58 | 73 | | |
| | | | | | | | | | | 198 | A | Massachusetts | 61 | 78 | | |
| | | | | | | | | | | 231 | H | Monmouth | 50 | 55 | | |
| | | | | | | | | | | 256 | A | Hofstra | 70 | 64 | | |
| | | | | | | | | | | 275 | H | Siena | 72 | 50 | | |
| | | | | | | | | | | 276 | H | Bryant | 49 | 48 | | |
| | | | | | | | | | | 277 | H | Saint Joseph's | 44 | 61 | | |
| | | | | | | | | | | 300 | H | Central Conn. St. | 66 | 61 | | |
| | | | | | | | | | | 313 | A | New Hampshi re | 71 | 60 | | |
| | | | | | | | | | | 329 | A | Wagner | 80 | 68 | | |
| | | | | | | | | | | 342 | A | Manhattan | 74 | 46 | | |
| | | | | | | | | | | 351 | H | LIU Brookl yn | 75 | 53 | | |
| ----- | | | | | | | | | | | | | | | | |
| LAST 12 Divi sion I GAMES: | | | | | | | | | | | | | | | | |
| 27 | A | Kentucky | 43 | 71 | 276 | H | Bryant | 49 | 48 | | | | | | | |
| 277 | H | Saint Joseph's | 44 | 61 | 329 | A | Wagner | 80 | 68 | | | | | | | |
| 342 | A | Manhattan | 74 | 46 | 351 | H | LIU Brookl yn | 75 | 53 | | | | | | | |
| 118 | A | Lehigh | 66 | 70 | 300 | H | Central Conn. St. | 66 | 61 | | | | | | | |
| 135 | H | Stony Brook | 58 | 73 | 231 | H | Monmouth | 50 | 55 | | | | | | | |
| 256 | A | Hofstra | 70 | 64 | 93 | A | Provi dence | 52 | 62 | | | | | | | |

Non-Div I Games:

Sacred Heart

| | | | | | | | | | | |
|-------------------|----------|-----------|----------------|------------|-------------|---------------|------|------|-------|-----------|
| Average RPI Win: | 292 | WON-LOST | WINNING | LAST 10 | STRENGTH OF | OPP. STRENGTH | TEAM | ADJ. | CONF. | ADJ CONF. |
| Average RPI Loss: | 118 | RECORD | PCT. RANK | GAMES | SCHEDULE | OF SCHEDULE | RPI | RPI | RPI | RPI |
| DIV. I ONLY | 5- 10 | 250 | 4-6 | 165 | 235 | 221 | 221 | 31 | 31 | |
| DIV. I NON-CONF. | 2- 9 | 297 | 0- 1 | 67 | 116 | 219 | 219 | 31 | 31 | |
| ----- | | | | | | | | | | |
| TOTALS | RPI 1-25 | RPI 26-50 | W-L RECORDS | RPI 51-100 | RPI 101-150 | RPI 150+ | | | | |
| 5- 10 | 0- 2 | 0- 0 | OVERALL | 0- 3 | 0- 2 | 5- 3 | | | | |
| 3- 2 | 0- 0 | 0- 0 | HOME | 0- 1 | 0- 1 | 3- 0 | | | | |
| 2- 6 | 0- 2 | 0- 0 | AWAY | 0- 1 | 0- 1 | 2- 2 | | | | |
| 0- 2 | 0- 0 | 0- 0 | NEUTRAL | 0- 1 | 0- 0 | 0- 1 | | | | |
| 2- 9 | 0- 2 | 0- 0 | NON-CONFERENCE | 0- 3 | 0- 2 | 2- 2 | | | | |
| 1- 2 | 0- 0 | 0- 0 | HOME | 0- 1 | 0- 1 | 1- 0 | | | | |
| 1- 5 | 0- 2 | 0- 0 | AWAY | 0- 1 | 0- 1 | 1- 1 | | | | |
| 0- 2 | 0- 0 | 0- 0 | NEUTRAL | 0- 1 | 0- 0 | 0- 1 | | | | |
| 3- 1 | 0- 0 | 0- 0 | CONFERENCE | 0- 0 | 0- 0 | 3- 1 | | | | |
| 2- 0 | 0- 0 | 0- 0 | HOME | 0- 0 | 0- 0 | 2- 0 | | | | |
| 1- 1 | 0- 0 | 0- 0 | AWAY | 0- 0 | 0- 0 | 1- 1 | | | | |
| 0- 0 | 0- 0 | 0- 0 | NEUTRAL | 0- 0 | 0- 0 | 0- 0 | | | | |

| RPI 1-25 | | | | RPI 26-50 | | | | RPI 51-100 | | | | RPI 101+ Team's RPI: 221 | | | |
|---------------------------|---|---------------------|--------|-----------|---|--------------|-------|------------|---|----------------------|-------|--------------------------|---|----------------------|-------|
| RPI | S | Opponent | Score | RPI | S | Opponent | Score | RPI | S | Opponent | Score | RPI | S | Opponent | Score |
| 2 | A | Baylor | 58 116 | | | | | 68 | N | Boise St. | 64 78 | 101 | A | Youngstown St. | 56 80 |
| 17 | A | Rutgers | 52 96 | | | | | 80 | A | Pittsburgh | 75 78 | 138 | H | Duquesne | 73 93 |
| | | | | | | | | 81 | H | FGCU | 69 83 | 154 | N | Montana | 77 79 |
| | | | | | | | | | | | | 180 | H | Morehead St. | 89 83 |
| | | | | | | | | | | | | 232 | H | Mt. St. Mary's | 68 66 |
| | | | | | | | | | | | | 265 | A | Liberty | 53 82 |
| | | | | | | | | | | | | 278 | A | St. Francis Brooklyn | 65 78 |
| | | | | | | | | | | | | 346 | A | Longwood | 91 88 |
| | | | | | | | | | | | | 349 | H | Fairleigh Dickinson | 75 64 |
| | | | | | | | | | | | | 351 | A | LIU Brooklyn | 80 66 |
| ----- | | | | | | | | | | | | | | | |
| LAST 12 Division I GAMES: | | | | | | | | | | | | | | | |
| 349 | H | Fairleigh Dickinson | 75 64 | 154 | N | Montana | 77 79 | 278 | A | St. Francis Brooklyn | 65 78 | | | | |
| 80 | A | Pittsburgh | 75 78 | 351 | A | LIU Brooklyn | 80 66 | 232 | H | Mt. St. Mary's | 68 66 | | | | |
| 180 | H | Morehead St. | 89 83 | 346 | A | Longwood | 91 88 | 138 | H | Duquesne | 73 93 | | | | |
| 68 | N | Boise St. | 64 78 | | | | | | | | | | | | |
| 101 | A | Youngstown St. | 56 80 | | | | | | | | | | | | |
| 81 | H | FGCU | 69 83 | | | | | | | | | | | | |

Non-Div I Games: Seton Hill 86 74

Saint Francis (PA)

| | | | | | | | | | | |
|-------------------|----------|-----------|----------------|------------|-------------|---------------|------|------|-------|-----------|
| Average RPI Win: | 253 | WON-LOST | WINNING | LAST 10 | STRENGTH OF | OPP. STRENGTH | TEAM | ADJ. | CONF. | ADJ CONF. |
| Average RPI Loss: | 144 | RECORD | PCT. RANK | GAMES | SCHEDULE | OF SCHEDULE | RPI | RPI | RPI | RPI |
| DIV. I ONLY | 5- 12 | 269 | 2-8 | 201 | 213 | 277 | 277 | 17 | 17 | |
| DIV. I NON-CONF. | 4- 9 | 253 | 1- 0 | 175 | 236 | 271 | 271 | 18 | 18 | |
| ----- | | | | | | | | | | |
| TOTALS | RPI 1-25 | RPI 26-50 | W-L RECORDS | RPI 51-100 | RPI 101-150 | RPI 150+ | | | | |
| 5- 12 | 0- 0 | 0- 2 | OVERALL | 0- 2 | 0- 3 | 5- 5 | | | | |
| 4- 6 | 0- 0 | 0- 2 | HOME | 0- 1 | 0- 0 | 4- 3 | | | | |
| 1- 6 | 0- 0 | 0- 0 | AWAY | 0- 1 | 0- 3 | 1- 2 | | | | |
| 0- 0 | 0- 0 | 0- 0 | NEUTRAL | 0- 0 | 0- 0 | 0- 0 | | | | |
| 4- 9 | 0- 0 | 0- 2 | NON-CONFERENCE | 0- 2 | 0- 1 | 4- 4 | | | | |
| 3- 5 | 0- 0 | 0- 2 | HOME | 0- 1 | 0- 0 | 3- 2 | | | | |
| 1- 4 | 0- 0 | 0- 0 | AWAY | 0- 1 | 0- 1 | 1- 2 | | | | |
| 0- 0 | 0- 0 | 0- 0 | NEUTRAL | 0- 0 | 0- 0 | 0- 0 | | | | |
| 1- 3 | 0- 0 | 0- 0 | CONFERENCE | 0- 0 | 0- 2 | 1- 1 | | | | |
| 1- 1 | 0- 0 | 0- 0 | HOME | 0- 0 | 0- 0 | 1- 1 | | | | |
| 0- 2 | 0- 0 | 0- 0 | AWAY | 0- 0 | 0- 2 | 0- 0 | | | | |
| 0- 0 | 0- 0 | 0- 0 | NEUTRAL | 0- 0 | 0- 0 | 0- 0 | | | | |

| RPI 1-25 | | | | RPI 26-50 | | | | RPI 51-100 | | | | RPI 101+ Team's RPI: 277 | | | |
|---------------------------|---|----------|-------|-----------|---|--------------|-------|------------|---|------------------|-------|--------------------------|---|-------------------|-------|
| RPI | S | Opponent | Score | RPI | S | Opponent | Score | RPI | S | Opponent | Score | RPI | S | Opponent | Score |
| | | | | 43 | H | Villanova | 35 47 | 83 | A | Penn | 45 65 | 125 | A | Drexel | 34 51 |
| | | | | 49 | H | Auburn | 70 81 | 91 | H | Towson | 52 73 | 136 | A | VCU | 40 59 |
| ----- | | | | | | | | | | | | | | | |
| LAST 12 Division I GAMES: | | | | | | | | | | | | | | | |
| | | | | 136 | A | VCU | 40 59 | 314 | H | Loyola Maryl and | 49 46 | 193 | A | Delaware | 39 48 |
| | | | | 197 | A | Navy | 48 49 | 138 | A | Duquesne | 73 81 | 226 | H | St. Bonaventure | 66 41 |
| | | | | 237 | A | Sacred Heart | 61 44 | 212 | H | Saint Louis | 49 62 | 235 | H | Niagara | 68 54 |
| | | | | 91 | H | Towson | 52 73 | 43 | H | Villanova | 35 47 | 237 | A | Sacred Heart | 61 44 |
| | | | | 49 | H | Auburn | 70 81 | 255 | H | Col umbi a | 68 61 | 250 | H | Temple | 52 58 |
| | | | | | | | | | | | | 255 | H | Col umbi a | 68 61 |
| | | | | | | | | | | | | 314 | H | Loyol a Maryl and | 49 46 |

Non-Div I Games:

Saint Joseph's

| | | | | | | | | | | |
|-------------------|----------|-----------|----------------|------------|-------------|---------------|------|------|-------|-----------|
| Average RPI Win: | 226 | WON-LOST | WINNING | LAST 10 | STRENGTH OF | OPP. STRENGTH | TEAM | ADJ. | CONF. | ADJ CONF. |
| Average RPI Loss: | 126 | RECORD | PCT. RANK | GAMES | SCHEDULE | OF SCHEDULE | RPI | RPI | RPI | RPI |
| DIV. I ONLY | 6- 11 | 247 | 3-7 | 192 | 95 | 212 | 212 | 17 | 17 | |
| DIV. I NON-CONF. | 5- 8 | 224 | 1- 0 | 172 | 56 | 205 | 205 | 18 | 18 | |
| ----- | | | | | | | | | | |
| TOTALS | RPI 1-25 | RPI 26-50 | W-L RECORDS | RPI 51-100 | RPI 101-150 | RPI 150+ | | | | |
| 6- 11 | 0- 1 | 0- 1 | OVERALL | 0- 0 | 1- 6 | 5- 3 | | | | |
| 2- 6 | 0- 1 | 0- 1 | HOME | 0- 0 | 0- 3 | 2- 1 | | | | |
| 4- 3 | 0- 0 | 0- 0 | AWAY | 0- 0 | 1- 1 | 3- 2 | | | | |
| 0- 2 | 0- 0 | 0- 0 | NEUTRAL | 0- 0 | 0- 2 | 0- 0 | | | | |
| 5- 8 | 0- 1 | 0- 1 | NON-CONFERENCE | 0- 0 | 1- 5 | 4- 1 | | | | |
| 2- 4 | 0- 1 | 0- 1 | HOME | 0- 0 | 0- 2 | 2- 0 | | | | |
| 3- 2 | 0- 0 | 0- 0 | AWAY | 0- 0 | 1- 1 | 2- 1 | | | | |
| 0- 2 | 0- 0 | 0- 0 | NEUTRAL | 0- 0 | 0- 2 | 0- 0 | | | | |
| 1- 3 | 0- 0 | 0- 0 | CONFERENCE | 0- 0 | 0- 1 | 1- 2 | | | | |
| 0- 2 | 0- 0 | 0- 0 | HOME | 0- 0 | 0- 1 | 0- 1 | | | | |
| 1- 1 | 0- 0 | 0- 0 | AWAY | 0- 0 | 0- 0 | 1- 1 | | | | |
| 0- 0 | 0- 0 | 0- 0 | NEUTRAL | 0- 0 | 0- 0 | 0- 0 | | | | |

| RPI 1-25 | | | | RPI 26-50 | | | | RPI 51-100 | | | | RPI 101+ Team's RPI: 212 | | | |
|---------------------------|---|---------------|-------|-----------|---|----------------|-------|------------|---|----------|-------|--------------------------|---|----------------|-------|
| RPI | S | Opponent | Score | RPI | S | Opponent | Score | RPI | S | Opponent | Score | RPI | S | Opponent | Score |
| 6 | H | UConn | 42 98 | 33 | H | Missouri | 62 74 | | | | | 102 | A | Virginia | 67 65 |
| | | | | | | | | | | | | 119 | A | Tulsa | 75 86 |
| | | | | | | | | | | | | 128 | N | Yale | 52 58 |
| | | | | | | | | | | | | 132 | H | Cincinnati | 50 51 |
| | | | | | | | | | | | | 134 | N | Chattanooga | 61 71 |
| | | | | | | | | | | | | 137 | H | Fordham | 53 56 |
| | | | | | | | | | | | | 149 | H | Indiana St. | 56 60 |
| | | | | | | | | | | | | 167 | H | Southern Ill. | 62 58 |
| | | | | | | | | | | | | 172 | A | Illinois St. | 67 72 |
| | | | | | | | | | | | | 173 | H | Rhode Island | 56 68 |
| | | | | | | | | | | | | 198 | A | Massachusetts | 66 70 |
| | | | | | | | | | | | | 204 | H | SIUE | 63 56 |
| | | | | | | | | | | | | 277 | A | Saint Joseph's | 62 49 |
| | | | | | | | | | | | | 289 | A | Fla. Atlantic | 93 61 |
| | | | | | | | | | | | | 317 | A | Eastern Ky. | 70 43 |
| ----- | | | | | | | | | | | | | | | |
| LAST 12 Division I GAMES: | | | | | | | | | | | | | | | |
| 198 | A | Massachusetts | 66 70 | 289 | A | Fla. Atlantic | 93 61 | | | | | | | | |
| 128 | N | Yale | 52 58 | 173 | H | Rhode Island | 56 68 | | | | | | | | |
| 172 | A | Illinois St. | 67 72 | 137 | H | Fordham | 53 56 | | | | | | | | |
| 33 | H | Missouri | 62 74 | 277 | A | Saint Joseph's | 62 49 | | | | | | | | |
| 6 | H | UConn | 42 98 | 167 | H | Southern Ill. | 62 58 | | | | | | | | |
| 204 | H | SIUE | 63 56 | 102 | A | Virginia | 67 65 | | | | | | | | |

Non-Div I Games:

Saint Louis

| | | | | | | | | | | |
|-------------------|----------|-----------|----------------|------------|-------------|---------------|------|------|-------|-----------|
| Average RPI Win: | 179 | WON-LOST | WINNING | LAST 10 | STRENGTH OF | OPP. STRENGTH | TEAM | ADJ. | CONF. | ADJ CONF. |
| Average RPI Loss: | 40 | RECORD | PCT. RANK | GAMES | SCHEDULE | OF SCHEDULE | RPI | RPI | RPI | RPI |
| DIV. I ONLY | 10- 7 | 119 | 5-5 | 48 | 60 | 53 | 53 | 7 | 7 | |
| DIV. I NON-CONF. | 7- 4 | 109 | 1- 0 | 64 | 52 | 51 | 51 | 7 | 7 | |
| ----- | | | | | | | | | | |
| TOTALS | RPI 1-25 | RPI 26-50 | W-L RECORDS | RPI 51-100 | RPI 101-150 | RPI 150+ | | | | |
| 10- 7 | 0- 3 | 0- 2 | OVERALL | 3- 1 | 1- 1 | 6- 0 | | | | |
| 3- 3 | 0- 2 | 0- 1 | HOME | 1- 0 | 0- 0 | 2- 0 | | | | |
| 5- 4 | 0- 1 | 0- 1 | AWAY | 1- 1 | 1- 1 | 3- 0 | | | | |
| 2- 0 | 0- 0 | 0- 0 | NEUTRAL | 1- 0 | 0- 0 | 1- 0 | | | | |
| 7- 4 | 0- 1 | 0- 2 | NON-CONFERENCE | 3- 0 | 0- 1 | 4- 0 | | | | |
| 2- 2 | 0- 1 | 0- 1 | HOME | 1- 0 | 0- 0 | 1- 0 | | | | |
| 3- 2 | 0- 0 | 0- 1 | AWAY | 1- 0 | 0- 1 | 2- 0 | | | | |
| 2- 0 | 0- 0 | 0- 0 | NEUTRAL | 1- 0 | 0- 0 | 1- 0 | | | | |
| 3- 3 | 0- 2 | 0- 0 | CONFERENCE | 0- 1 | 1- 0 | 2- 0 | | | | |
| 1- 1 | 0- 1 | 0- 0 | HOME | 0- 0 | 0- 0 | 1- 0 | | | | |
| 2- 2 | 0- 1 | 0- 0 | AWAY | 0- 1 | 1- 0 | 1- 0 | | | | |
| 0- 0 | 0- 0 | 0- 0 | NEUTRAL | 0- 0 | 0- 0 | 0- 0 | | | | |

| RPI 1-25 | | | | RPI 26-50 | | | | RPI 51-100 Team's RPI: 53 | | | | RPI 101+ | | | |
|------------------------------|---|----------------|-------|-----------|---|-----------------|-------|---------------------------|---|------------------|-------|----------|---|------------------|-------|
| RPI | S | Opponent | Score | RPI | S | Opponent | Score | RPI | S | Opponent | Score | RPI | S | Opponent | Score |
| 3 | H | Oregon | 55 79 | 28 | H | Cal i forn i a | 78 81 | 56 | H | Wyomi ng | 90 84 | 123 | A | UC Davi s | 74 76 |
| 10 | A | Gonzaga | 62 74 | 31 | A | Oregon St. | 56 89 | 65 | A | Paci fi c | 67 76 | 133 | A | Portl and | 98 91 |
| 19 | H | BYU | 73 74 | | | | | 69 | N | Ol d Domi ni on | 83 65 | 155 | N | Texas St. | 89 62 |
| | | | | | | | | 100 | A | Washi ngton St. | 70 64 | 181 | H | Mi l waukee | 73 71 |
| | | | | | | | | | | | | 241 | H | San Di ego | 74 60 |
| | | | | | | | | | | | | 251 | A | San Franci sco | 80 65 |
| | | | | | | | | | | | | 301 | A | Cal Pol y | 69 51 |
| | | | | | | | | | | | | 304 | A | UC Santa Barbara | 80 55 |
| ----- | | | | | | | | | | | | | | | |
| LAST 12 Divi s i on I GAMES: | | | | | | | | | | | | | | | |
| 133 | A | Portl and | 98 91 | 69 | N | Ol d Domi ni on | 83 65 | 251 | A | San Franci sco | 80 65 | | | | |
| 10 | A | Gonzaga | 62 74 | 19 | H | BYU | 73 74 | 241 | H | San Di ego | 74 60 | | | | |
| 65 | A | Paci fi c | 67 76 | | | | | 301 | A | Cal Pol y | 69 51 | | | | |
| 155 | N | Texas St. | 89 62 | | | | | 304 | A | UC Santa Barbara | 80 55 | | | | |
| 123 | A | UC Davi s | 74 76 | | | | | | | | | | | | |
| 28 | H | Cal i forn i a | 78 81 | | | | | | | | | | | | |

Non-Di v I Games:

Saint Mary's (CA)

Saint Peter's

Through Games Of Jan. 18, 2019

| | | | | | | | | | | |
|-------------------|----------|-----------|----------------|------------|-------------|---------------|------|------|-------|-----------|
| Average RPI Win: | 329 | WON-LOST | WINNING | LAST 10 | STRENGTH OF | OPP. STRENGTH | TEAM | ADJ. | CONF. | ADJ CONF. |
| Average RPI Loss: | 197 | RECORD | PCT. RANK | GAMES | SCHEDULE | OF SCHEDULE | RPI | RPI | RPI | RPI |
| DIV. I ONLY | 6- 11 | 247 | 2-8 | 309 | 342 | 308 | 308 | 27 | 27 | |
| DIV. I NON-CONF. | 5- 6 | 177 | 0- 0 | 309 | 348 | 280 | 280 | 28 | 28 | |
| ----- | | | | | | | | | | |
| TOTALS | RPI 1-25 | RPI 26-50 | W-L RECORDS | RPI 51-100 | RPI 101-150 | RPI 150+ | | | | |
| 6- 11 | 0- 0 | 0- 0 | OVERALL | 0- 3 | 0- 1 | 6- 7 | | | | |
| 4- 4 | 0- 0 | 0- 0 | HOME | 0- 0 | 0- 0 | 4- 4 | | | | |
| 2- 7 | 0- 0 | 0- 0 | AWAY | 0- 3 | 0- 1 | 2- 3 | | | | |
| 0- 0 | 0- 0 | 0- 0 | NEUTRAL | 0- 0 | 0- 0 | 0- 0 | | | | |
| 5- 6 | 0- 0 | 0- 0 | NON-CONFERENCE | 0- 2 | 0- 1 | 5- 3 | | | | |
| 4- 1 | 0- 0 | 0- 0 | HOME | 0- 0 | 0- 0 | 4- 1 | | | | |
| 1- 5 | 0- 0 | 0- 0 | AWAY | 0- 2 | 0- 1 | 1- 2 | | | | |
| 0- 0 | 0- 0 | 0- 0 | NEUTRAL | 0- 0 | 0- 0 | 0- 0 | | | | |
| 1- 5 | 0- 0 | 0- 0 | CONFERENCE | 0- 1 | 0- 0 | 1- 4 | | | | |
| 0- 3 | 0- 0 | 0- 0 | HOME | 0- 0 | 0- 0 | 0- 3 | | | | |
| 1- 2 | 0- 0 | 0- 0 | AWAY | 0- 1 | 0- 0 | 1- 1 | | | | |
| 0- 0 | 0- 0 | 0- 0 | NEUTRAL | 0- 0 | 0- 0 | 0- 0 | | | | |

| RPI 1-25 | | | | RPI 26-50 | | | | RPI 51-100 | | | | RPI 101+ | | | | Team's RPI: 308 |
|------------------------------|---|----------|-------|-----------|---|----------|-------|------------|---|-------------------------|-------|----------|---|-------------------------|-------|-----------------|
| RPI | S | Opponent | Score | RPI | S | Opponent | Score | RPI | S | Opponent | Score | RPI | S | Opponent | Score | |
| | | | | | | | | 71 | A | Qui nni pi ac | 45 90 | 128 | A | Yale | 56 72 | |
| | | | | | | | | 85 | A | Boston Col lege | 57 89 | 208 | A | Ri der | 38 60 | |
| | | | | | | | | 87 | A | Seton Hal l | 47 90 | 209 | H | Cal St. Full erton | 45 69 | |
| | | | | | | | | | | | | 235 | H | Ni agara | 66 75 | |
| | | | | | | | | | | | | 275 | H | Si ena | 57 84 | |
| | | | | | | | | | | | | 278 | A | St. Franci s Brookl yn | 70 74 | |
| | | | | | | | | | | | | 292 | A | UMass Lowel l | 57 59 | |
| | | | | | | | | | | | | 294 | H | Cani si us | 62 75 | |
| | | | | | | | | | | | | 306 | H | NJIT | 70 57 | |
| | | | | | | | | | | | | 307 | A | Fai rfi el d | 68 65 | |
| | | | | | | | | | | | | 329 | H | Wagner | 69 57 | |
| | | | | | | | | | | | | 330 | A | Lafayette | 62 60 | |
| | | | | | | | | | | | | 349 | H | Fai rlei gh Di ckin son | 75 58 | |
| | | | | | | | | | | | | 351 | H | LIU Brookl yn | 86 59 | |
| LAST 12 Di vi si on I GAMES: | | | | | | | | | | | | | | | | |
| | | | | | | | | 71 | A | Qui nni pi ac | 45 90 | 208 | A | Ri der | 38 60 | |
| | | | | | | | | 275 | H | Si ena | 57 84 | 307 | A | Fai rfi el d | 68 65 | |
| | | | | | | | | 349 | H | Fai rlei gh Di ckin son | 75 58 | 294 | H | Cani si us | 62 75 | |
| | | | | | | | | 278 | A | St. Franci s Brookl yn | 70 74 | 235 | H | Ni agara | 66 75 | |
| | | | | | | | | 209 | H | Cal St. Full erton | 45 69 | 87 | A | Seton Hal l | 47 90 | |
| | | | | | | | | 128 | A | Yale | 56 72 | 329 | H | Wagner | 69 57 | |

Non-Di v I Games:

Saint Peter's

■ Loss,
 ■ Non-Conf,
 ■ S Site,
 ■ Home
 ■ A Away
 N Neutral

| | | | | | | | | | | |
|-------------------|----------|-----------|----------------|------------|-------------|---------------|------|------|-------|-----------|
| Average RPI Win: | 283 | WON-LOST | WINNING | LAST 10 | STRENGTH OF | OPP. STRENGTH | TEAM | ADJ. | CONF. | ADJ CONF. |
| Average RPI Loss: | 158 | RECORD | PCT. RANK | GAMES | SCHEDULE | OF SCHEDULE | RPI | RPI | RPI | RPI |
| DIV. I ONLY | 4- 7 | 243 | 5-5 | 238 | 259 | 227 | 227 | 25 | 25 | |
| DIV. I NON-CONF. | 2- 5 | 264 | 0- 0 | 107 | 169 | 181 | 181 | 22 | 22 | |
| ----- | | | | | | | | | | |
| TOTALS | RPI 1-25 | RPI 26-50 | W-L RECORDS | RPI 51-100 | RPI 101-150 | RPI 150+ | | | | |
| 4- 7 | 0- 0 | 0- 0 | OVERALL | 0- 3 | 0- 0 | 4- 4 | | | | |
| 1- 2 | 0- 0 | 0- 0 | HOME | 0- 0 | 0- 0 | 1- 2 | | | | |
| 3- 4 | 0- 0 | 0- 0 | AWAY | 0- 2 | 0- 0 | 3- 2 | | | | |
| 0- 1 | 0- 0 | 0- 0 | NEUTRAL | 0- 1 | 0- 0 | 0- 0 | | | | |
| 2- 5 | 0- 0 | 0- 0 | NON-CONFERENCE | 0- 3 | 0- 0 | 2- 2 | | | | |
| 0- 1 | 0- 0 | 0- 0 | HOME | 0- 0 | 0- 0 | 0- 1 | | | | |
| 2- 3 | 0- 0 | 0- 0 | AWAY | 0- 2 | 0- 0 | 2- 1 | | | | |
| 0- 1 | 0- 0 | 0- 0 | NEUTRAL | 0- 1 | 0- 0 | 0- 0 | | | | |
| 2- 2 | 0- 0 | 0- 0 | CONFERENCE | 0- 0 | 0- 0 | 2- 2 | | | | |
| 1- 1 | 0- 0 | 0- 0 | HOME | 0- 0 | 0- 0 | 1- 1 | | | | |
| 1- 1 | 0- 0 | 0- 0 | AWAY | 0- 0 | 0- 0 | 1- 1 | | | | |
| 0- 0 | 0- 0 | 0- 0 | NEUTRAL | 0- 0 | 0- 0 | 0- 0 | | | | |

| RPI 1-25 | | | | RPI 26-50 | | | | RPI 51-100 | | | | RPI 101+ Team's RPI: 227 | | | |
|---------------------------|---|----------|-------|-----------|---|----------------|-------|------------|---|--------------------|-------|--------------------------|---|--------------------|-------|
| RPI | S | Opponent | Score | RPI | S | Opponent | Score | RPI | S | Opponent | Score | RPI | S | Opponent | Score |
| | | | | | | | | 66 | A | TCU | 59 72 | 165 | H | Oral Roberts | 62 73 |
| | | | | | | | | 70 | A | LSU | 52 66 | 169 | H | Abilene Christian | 79 91 |
| | | | | | | | | 88 | N | Troy | 79 84 | 211 | A | Southern Miss. | 65 61 |
| | | | | | | | | | | | | 267 | A | Wichita St. | 55 63 |
| | | | | | | | | | | | | 274 | A | Louisiana | 68 62 |
| | | | | | | | | | | | | 280 | A | A&M-Corpus Christi | 61 76 |
| | | | | | | | | | | | | 321 | A | Incarnate Word | 76 56 |
| | | | | | | | | | | | | 324 | H | Central Ark. | 66 62 |
| ----- | | | | | | | | | | | | | | | |
| LAST 12 Division I GAMES: | | | | | | | | | | | | | | | |
| | | | | 66 | A | TCU | 59 72 | 280 | A | A&M-Corpus Christi | 61 76 | | | | |
| | | | | 165 | H | Oral Roberts | 62 73 | 321 | A | Incarnate Word | 76 56 | | | | |
| | | | | 274 | A | Louisiana | 68 62 | 324 | H | Central Ark. | 66 62 | | | | |
| | | | | 211 | A | Southern Miss. | 65 61 | 169 | H | Abilene Christian | 79 91 | | | | |
| | | | | 88 | N | Troy | 79 84 | 70 | A | LSU | 52 66 | | | | |
| | | | | 267 | A | Wichita St. | 55 63 | | | | | | | | |

Non-Div I Games: UNKNOWN 94 46 Wiley 101 63 Jarvis Christian 100 55

Sam Houston St.

| | | | | | | | | | | |
|-------------------|----------|-----------|----------------|------------|-------------|---------------|------|------|-------|-----------|
| Average RPI Win: | 249 | WON-LOST | WINNING | LAST 10 | STRENGTH OF | OPP. STRENGTH | TEAM | ADJ. | CONF. | ADJ CONF. |
| Average RPI Loss: | 168 | RECORD | PCT. RANK | GAMES | SCHEDULE | OF SCHEDULE | RPI | RPI | RPI | RPI |
| DIV. I ONLY | 3- 12 | 305 | 3-7 | 144 | 286 | 243 | 243 | 24 | 24 | |
| DIV. I NON-CONF. | 3- 10 | 278 | 0- 0 | 114 | 275 | 215 | 215 | 25 | 25 | |
| <hr/> | | | | | | | | | | |
| TOTALS | RPI 1-25 | RPI 26-50 | W-L RECORDS | RPI 51-100 | RPI 101-150 | RPI 150+ | | | | |
| 3- 12 | 0- 0 | 0- 1 | OVERALL | 0- 2 | 0- 2 | 3- 7 | | | | |
| 1- 1 | 0- 0 | 0- 0 | HOME | 0- 0 | 0- 0 | 1- 1 | | | | |
| 2- 11 | 0- 0 | 0- 1 | AWAY | 0- 2 | 0- 2 | 2- 6 | | | | |
| 0- 0 | 0- 0 | 0- 0 | NEUTRAL | 0- 0 | 0- 0 | 0- 0 | | | | |
| 3- 10 | 0- 0 | 0- 1 | NON-CONFERENCE | 0- 2 | 0- 2 | 3- 5 | | | | |
| 1- 1 | 0- 0 | 0- 0 | HOME | 0- 0 | 0- 0 | 1- 1 | | | | |
| 2- 9 | 0- 0 | 0- 1 | AWAY | 0- 2 | 0- 2 | 2- 4 | | | | |
| 0- 0 | 0- 0 | 0- 0 | NEUTRAL | 0- 0 | 0- 0 | 0- 0 | | | | |
| 0- 2 | 0- 0 | 0- 0 | CONFERENCE | 0- 0 | 0- 0 | 0- 2 | | | | |
| 0- 0 | 0- 0 | 0- 0 | HOME | 0- 0 | 0- 0 | 0- 0 | | | | |
| 0- 2 | 0- 0 | 0- 0 | AWAY | 0- 0 | 0- 0 | 0- 2 | | | | |
| 0- 0 | 0- 0 | 0- 0 | NEUTRAL | 0- 0 | 0- 0 | 0- 0 | | | | |

| RPI | S | Opponent | Score | RPI | S | Opponent | Score | RPI | S | Opponent | Score | RPI | S | Opponent | Score | Team's RPI: 243 |
|---------------------------|---|--------------|-------|-----|---|----------------|-------|-----|---|----------------|-------|-----|---|--------------|-------|-----------------|
| 49 | A | Auburn | 46 73 | 78 | A | Oklahoma St. | 62 82 | 122 | A | Colorado | 39 81 | 141 | A | UT Martin | 68 89 | |
| | | | | 88 | A | Troy | 52 72 | 163 | A | Denver | 87 83 | 164 | H | UAB | 41 66 | |
| | | | | | | | | 174 | A | Vanderbilt | 52 77 | 178 | A | Mercer | 68 76 | |
| | | | | | | | | 211 | A | Southern Miss. | 40 76 | 215 | A | Hampton | 57 64 | |
| | | | | | | | | 263 | A | Alabama St. | 60 51 | 273 | A | Memphis | 48 53 | |
| | | | | | | | | 320 | A | UNC Greensboro | 54 55 | 322 | H | Presbyterian | 75 54 | |
| <hr/> | | | | | | | | | | | | | | | | |
| LAST 12 Division I GAMES: | | | | | | | | | | | | | | | | |
| 49 | A | Auburn | 46 73 | 320 | A | UNC Greensboro | 54 55 | 178 | A | Mercer | 68 76 | 174 | A | Vanderbilt | 52 77 | |
| 273 | A | Memphis | 48 53 | 178 | A | Mercer | 68 76 | 174 | A | Vanderbilt | 52 77 | 122 | A | Colorado | 39 81 | |
| 164 | H | UAB | 41 66 | 174 | A | Vanderbilt | 52 77 | 163 | A | Denver | 87 83 | 215 | A | Hampton | 57 64 | |
| 322 | H | Presbyterian | 75 54 | 122 | A | Colorado | 39 81 | 263 | A | Alabama St. | 60 51 | 273 | A | Memphis | 48 53 | |
| 215 | A | Hampton | 57 64 | 163 | A | Denver | 87 83 | 320 | A | UNC Greensboro | 54 55 | 322 | H | Presbyterian | 75 54 | |
| 78 | A | Oklahoma St. | 62 82 | 211 | A | Southern Miss. | 40 76 | | | | | | | | | |

Non-Div I Games: Rhodes 71 54 Montevallo 73 47

Samford

Average RPI Win: 237

Average RPI Loss: 137

WON-LOST
RECORDWINNING
PCT. RANKLAST 10
GAMESSTRENGTH OF
SCHEDULEOPP. STRENGTH
OF SCHEDULETEAM
RPIADJ.
RPICONF.
RPIADJ CONF.
RPI

| | | | | | | | | | |
|------------------|----------|-----------|----------------|------------|-------------|----------|-----|---|---|
| DIV. I ONLY | 7- 10 | 218 | 3-7 | 254 | 121 | 241 | 241 | 7 | 7 |
| DIV. I NON-CONF. | 6- 4 | 125 | 0- 0 | 313 | 135 | 210 | 210 | 7 | 7 |
| <hr/> | | | | | | | | | |
| TOTALS | RPI 1-25 | RPI 26-50 | W-L RECORDS | RPI 51-100 | RPI 101-150 | RPI 150+ | | | |
| 7- 10 | 0- 0 | 0- 1 | OVERALL | 0- 3 | 0- 2 | 7- 4 | | | |
| 5- 4 | 0- 0 | 0- 1 | HOME | 0- 0 | 0- 2 | 5- 1 | | | |
| 2- 6 | 0- 0 | 0- 0 | AWAY | 0- 3 | 0- 0 | 2- 3 | | | |
| 0- 0 | 0- 0 | 0- 0 | NEUTRAL | 0- 0 | 0- 0 | 0- 0 | | | |
| 6- 4 | 0- 0 | 0- 1 | NON-CONFERENCE | 0- 1 | 0- 0 | 6- 2 | | | |
| 5- 1 | 0- 0 | 0- 1 | HOME | 0- 0 | 0- 0 | 5- 0 | | | |
| 1- 3 | 0- 0 | 0- 0 | AWAY | 0- 1 | 0- 0 | 1- 2 | | | |
| 0- 0 | 0- 0 | 0- 0 | NEUTRAL | 0- 0 | 0- 0 | 0- 0 | | | |
| 1- 6 | 0- 0 | 0- 0 | CONFERENCE | 0- 2 | 0- 2 | 1- 2 | | | |
| 0- 3 | 0- 0 | 0- 0 | HOME | 0- 0 | 0- 2 | 0- 1 | | | |
| 1- 3 | 0- 0 | 0- 0 | AWAY | 0- 2 | 0- 0 | 1- 1 | | | |
| 0- 0 | 0- 0 | 0- 0 | NEUTRAL | 0- 0 | 0- 0 | 0- 0 | | | |

| RPI 1-25 | | | | RPI 26-50 | | | | RPI 51-100 | | | | RPI 101+ Team's RPI: 241 | | | |
|---------------------------|---|----------|-------|-----------|---|----------------|-------|------------|---|-------------------|-------|--------------------------|---|-------------------|-------|
| RPI | S | Opponent | Score | RPI | S | Opponent | Score | RPI | S | Opponent | Score | RPI | S | Opponent | Score |
| | | | | 28 | H | Cal i forni a | 53 70 | 53 | A | Saint Mary's (CA) | 60 74 | 130 | H | Loyol a Marymount | 52 69 |
| | | | | | | | | 65 | A | Paci fi c | 47 79 | 133 | H | Portland | 60 69 |
| | | | | | | | | 90 | A | Mi nnesota | 48 53 | 166 | A | Santa Clara | 57 49 |
| | | | | | | | | | | | | 168 | H | Pepperdi ne | 55 74 |
| | | | | | | | | | | | | 189 | A | Southern Utah | 59 69 |
| | | | | | | | | | | | | 206 | H | San Diego St. | 72 71 |
| | | | | | | | | | | | | 220 | A | Long Beach St. | 60 56 |
| | | | | | | | | | | | | 228 | H | Dartmouth | 78 76 |
| | | | | | | | | | | | | 251 | A | San Francisco | 57 68 |
| | | | | | | | | | | | | 260 | H | Cleveland St. | 83 82 |
| | | | | | | | | | | | | 261 | A | UTSA | 77 87 |
| | | | | | | | | | | | | 269 | H | Hawai i | 58 50 |
| | | | | | | | | | | | | 310 | H | San Jose St. | 83 79 |
| <hr/> | | | | | | | | | | | | | | | |
| LAST 12 Division I GAMES: | | | | | | | | | | | | | | | |
| | | | | 166 | A | Santa Clara | 57 49 | 133 | H | Portland | 60 69 | | | | |
| | | | | 251 | A | San Francisco | 57 68 | 65 | A | Paci fi c | 47 79 | | | | |
| | | | | 310 | H | San Jose St. | 83 79 | 53 | A | Saint Mary's (CA) | 60 74 | | | | |
| | | | | 261 | A | UTSA | 77 87 | 168 | H | Pepperdi ne | 55 74 | | | | |
| | | | | 220 | A | Long Beach St. | 60 56 | 130 | H | Loyol a Marymount | 52 69 | | | | |
| | | | | 228 | H | Dartmouth | 78 76 | 206 | H | San Diego St. | 72 71 | | | | |

Non-Div I Games: Cal St. San B'dino 76 58

San Diego

| | | | | | | | | | | |
|-------------------|----------|-----------|----------------|------------|-------------|---------------|------|------|-------|-----------|
| Average RPI Win: | 244 | WON-LOST | WINNING | LAST 10 | STRENGTH OF | OPP. STRENGTH | TEAM | ADJ. | CONF. | ADJ CONF. |
| Average RPI Loss: | 130 | RECORD | PCT. RANK | GAMES | SCHEDULE | OF SCHEDULE | RPI | RPI | RPI | RPI |
| DIV. I ONLY | 6- 9 | 224 | 2-8 | 150 | 230 | 206 | 206 | 12 | 12 | |
| DIV. I NON-CONF. | 5- 6 | 177 | 0- 0 | 242 | 274 | 235 | 235 | 11 | 11 | |
| ----- | | | | | | | | | | |
| TOTALS | RPI 1-25 | RPI 26-50 | W-L RECORDS | RPI 51-100 | RPI 101-150 | RPI 150+ | | | | |
| 6- 9 | 0- 0 | 0- 0 | OVERALL | 0- 5 | 1- 0 | 5- 4 | | | | |
| 4- 4 | 0- 0 | 0- 0 | HOME | 0- 3 | 0- 0 | 4- 1 | | | | |
| 2- 5 | 0- 0 | 0- 0 | AWAY | 0- 2 | 1- 0 | 1- 3 | | | | |
| 0- 0 | 0- 0 | 0- 0 | NEUTRAL | 0- 0 | 0- 0 | 0- 0 | | | | |
| 5- 6 | 0- 0 | 0- 0 | NON-CONFERENCE | 0- 2 | 1- 0 | 4- 4 | | | | |
| 3- 3 | 0- 0 | 0- 0 | HOME | 0- 2 | 0- 0 | 3- 1 | | | | |
| 2- 3 | 0- 0 | 0- 0 | AWAY | 0- 0 | 1- 0 | 1- 3 | | | | |
| 0- 0 | 0- 0 | 0- 0 | NEUTRAL | 0- 0 | 0- 0 | 0- 0 | | | | |
| 1- 3 | 0- 0 | 0- 0 | CONFERENCE | 0- 3 | 0- 0 | 1- 0 | | | | |
| 1- 1 | 0- 0 | 0- 0 | HOME | 0- 1 | 0- 0 | 1- 0 | | | | |
| 0- 2 | 0- 0 | 0- 0 | AWAY | 0- 2 | 0- 0 | 0- 0 | | | | |
| 0- 0 | 0- 0 | 0- 0 | NEUTRAL | 0- 0 | 0- 0 | 0- 0 | | | | |

| RPI 1-25 | | | | RPI 26-50 | | | | RPI 51-100 | | | | RPI 101+ | | | | Team's RPI: 206 |
|---------------------------|---|--------------------|-------|-----------|---|----------------|-------|------------|---|------------------|-------|----------|---|--------------------|-------|-----------------|
| RPI | S | Opponent | Score | RPI | S | Opponent | Score | RPI | S | Opponent | Score | RPI | S | Opponent | Score | |
| | | | | | | | | 55 | A | New Mexico | 62 70 | 145 | A | UC Irvine | 78 70 | |
| | | | | | | | | 56 | A | Wyoming | 45 87 | 156 | A | CSUN | 74 77 | |
| | | | | | | | | 58 | H | Arizona | 60 69 | 166 | A | Santa Clara | 43 60 | |
| | | | | | | | | 66 | H | TCU | 64 81 | 209 | A | Cal St. Fullerton | 83 72 | |
| | | | | | | | | 68 | H | Boise St. | 66 69 | 229 | H | Air Force | 70 61 | |
| | | | | | | | | | | | | 241 | A | San Diego | 71 72 | |
| | | | | | | | | | | | | 269 | H | Hawaii | 58 57 | |
| | | | | | | | | | | | | 290 | H | California Baptist | 83 67 | |
| | | | | | | | | | | | | 304 | H | UC Santa Barbara | 58 63 | |
| | | | | | | | | | | | | 321 | H | Incarnate Word | 81 38 | |
| ----- | | | | | | | | | | | | | | | | |
| LAST 12 Division I GAMES: | | | | | | | | | | | | | | | | |
| 156 | A | CSUN | 74 77 | 55 | A | New Mexico | 62 70 | 229 | H | Air Force | 70 61 | | | | | |
| 145 | A | UC Irvine | 78 70 | 56 | A | Wyoming | 45 87 | 68 | H | Boise St. | 66 69 | | | | | |
| 58 | H | Arizona | 60 69 | 66 | H | TCU | 64 81 | 304 | H | UC Santa Barbara | 58 63 | | | | | |
| 241 | A | San Diego | 71 72 | 321 | H | Incarnate Word | 81 38 | | | | | | | | | |
| 66 | H | TCU | 64 81 | | | | | | | | | | | | | |
| 290 | H | California Baptist | 83 67 | | | | | | | | | | | | | |

Non-Div I Games:

San Diego St.

| | | | | | | | | | | |
|-------------------|----------|-----------|----------------|------------|-------------|---------------|------|------|-------|-----------|
| Average RPI Win: | 283 | WON-LOST | WINNING | LAST 10 | STRENGTH OF | OPP. STRENGTH | TEAM | ADJ. | CONF. | ADJ CONF. |
| Average RPI Loss: | 110 | RECORD | PCT. RANK | GAMES | SCHEDULE | OF SCHEDULE | RPI | RPI | RPI | RPI |
| DIV. I ONLY | 5- 12 | 269 | 3-7 | 179 | 142 | 251 | 251 | 7 | 7 | |
| DIV. I NON-CONF. | 4- 7 | 228 | 0- 0 | 250 | 150 | 258 | 258 | 7 | 7 | |
| ----- | | | | | | | | | | |
| TOTALS | RPI 1-25 | RPI 26-50 | W-L RECORDS | RPI 51-100 | RPI 101-150 | RPI 150+ | | | | |
| 5- 12 | 0- 2 | 0- 0 | OVERALL | 0- 2 | 0- 5 | 5- 3 | | | | |
| 2- 6 | 0- 1 | 0- 0 | HOME | 0- 1 | 0- 3 | 2- 1 | | | | |
| 1- 5 | 0- 1 | 0- 0 | AWAY | 0- 1 | 0- 2 | 1- 1 | | | | |
| 2- 1 | 0- 0 | 0- 0 | NEUTRAL | 0- 0 | 0- 0 | 2- 1 | | | | |
| 4- 7 | 0- 1 | 0- 0 | NON-CONFERENCE | 0- 1 | 0- 4 | 4- 1 | | | | |
| 1- 3 | 0- 0 | 0- 0 | HOME | 0- 0 | 0- 3 | 1- 0 | | | | |
| 1- 3 | 0- 1 | 0- 0 | AWAY | 0- 1 | 0- 1 | 1- 0 | | | | |
| 2- 1 | 0- 0 | 0- 0 | NEUTRAL | 0- 0 | 0- 0 | 2- 1 | | | | |
| 1- 5 | 0- 1 | 0- 0 | CONFERENCE | 0- 1 | 0- 1 | 1- 2 | | | | |
| 1- 3 | 0- 1 | 0- 0 | HOME | 0- 1 | 0- 0 | 1- 1 | | | | |
| 0- 2 | 0- 0 | 0- 0 | AWAY | 0- 0 | 0- 1 | 0- 1 | | | | |
| 0- 0 | 0- 0 | 0- 0 | NEUTRAL | 0- 0 | 0- 0 | 0- 0 | | | | |

| RPI 1-25 | | | | RPI 26-50 | | | | RPI 51-100 | | | | RPI 101+ Team's RPI: 251 | | | |
|---------------------------|---|------------------|--------|-----------|---|-------------------|-------|------------|---|-------------------|-------|--------------------------|---|------------------|--------|
| RPI | S | Opponent | Score | RPI | S | Opponent | Score | RPI | S | Opponent | Score | RPI | S | Opponent | Score |
| 4 | A | Stanford | 62 96 | | | | | 53 | H | Saint Mary's (CA) | 65 80 | 113 | A | Idaho | 63 70 |
| 19 | H | BYU | 59 67 | | | | | 100 | A | Washington St. | 61 91 | 116 | H | UT Arlington | 73 80 |
| | | | | | | | | | | | | 123 | H | UC Davis | 68 70 |
| | | | | | | | | | | | | 126 | H | Northern Colo. | 63 68 |
| | | | | | | | | | | | | 130 | A | Loyola Marymount | 58 66 |
| | | | | | | | | | | | | 166 | H | Santa Clara | 66 71 |
| | | | | | | | | | | | | 168 | A | Pepperdine | 50 69 |
| | | | | | | | | | | | | 200 | N | North Dakota | 97 100 |
| | | | | | | | | | | | | 241 | H | San Diego | 68 57 |
| | | | | | | | | | | | | 245 | A | Sacramento St. | 86 75 |
| | | | | | | | | | | | | 301 | N | Cal Poly | 65 62 |
| | | | | | | | | | | | | 310 | H | San Jose St. | 85 63 |
| | | | | | | | | | | | | 319 | N | North Dakota St. | 75 42 |
| LAST 12 Division I GAMES: | | | | | | | | | | | | | | | |
| 241 | H | San Diego | 68 57 | 53 | H | Saint Mary's (CA) | 65 80 | 168 | A | Pepperdine | 50 69 | 130 | A | Loyola Marymount | 58 66 |
| 200 | N | North Dakota | 97 100 | 166 | H | Santa Clara | 66 71 | 19 | H | BYU | 59 67 | 100 | A | Washington St. | 61 91 |
| 319 | N | North Dakota St. | 75 42 | | | | | | | | | | | | |
| 123 | H | UC Davis | 68 70 | | | | | | | | | | | | |
| 245 | A | Sacramento St. | 86 75 | | | | | | | | | | | | |
| 113 | A | Idaho | 63 70 | | | | | | | | | | | | |

Non-Div I Games:

San Francisco

| | | | | | | | | | | | |
|------------------|----------|-------|-----------|-----------|----------------|-------------|---------------|-------------|------|----------|-----------|
| Average RPI | Win: | 272 | WON-LOST | WINNING | LAST 10 | STRENGTH OF | OPP. STRENGTH | TEAM | ADJ. | CONF. | ADJ CONF. |
| Average RPI | Loss: | 149 | RECORD | PCT. RANK | GAMES | SCHEDULE | OF SCHEDULE | RPI | RPI | RPI | RPI |
| DIV. I ONLY | | 1- 13 | | 338 | 0-10 | 125 | 216 | 310 | 310 | 12 | 12 |
| DIV. I NON-CONF. | | 1- 9 | | 326 | 0- 0 | 143 | 221 | 312 | 312 | 11 | 11 |
| ----- | | | | | | | | | | | |
| TOTALS | RPI 1-25 | | RPI 26-50 | | W-L RECORDS | RPI 51-100 | | RPI 101-150 | | RPI 150+ | |
| 1- 13 | 0- 0 | | 0- 0 | | OVERALL | 0- 3 | | 0- 4 | | 1- 6 | |
| 1- 4 | 0- 0 | | 0- 0 | | HOME | 0- 1 | | 0- 1 | | 1- 2 | |
| 0- 9 | 0- 0 | | 0- 0 | | AWAY | 0- 2 | | 0- 3 | | 0- 4 | |
| 0- 0 | 0- 0 | | 0- 0 | | NEUTRAL | 0- 0 | | 0- 0 | | 0- 0 | |
| 1- 9 | 0- 0 | | 0- 0 | | NON-CONFERENCE | 0- 2 | | 0- 3 | | 1- 4 | |
| 1- 3 | 0- 0 | | 0- 0 | | HOME | 0- 1 | | 0- 1 | | 1- 1 | |
| 0- 6 | 0- 0 | | 0- 0 | | AWAY | 0- 1 | | 0- 2 | | 0- 3 | |
| 0- 0 | 0- 0 | | 0- 0 | | NEUTRAL | 0- 0 | | 0- 0 | | 0- 0 | |
| 0- 4 | 0- 0 | | 0- 0 | | CONFERENCE | 0- 1 | | 0- 1 | | 0- 2 | |
| 0- 1 | 0- 0 | | 0- 0 | | HOME | 0- 0 | | 0- 0 | | 0- 1 | |
| 0- 3 | 0- 0 | | 0- 0 | | AWAY | 0- 1 | | 0- 1 | | 0- 1 | |
| 0- 0 | 0- 0 | | 0- 0 | | NEUTRAL | 0- 0 | | 0- 0 | | 0- 0 | |

| RPI 1-25 | | | | RPI 26-50 | | | | RPI 51-100 | | | | RPI 101+ | | | | Team's RPI: 310 |
|---------------------------|---|-------------|-------|-----------|---|------------------|-------|------------|---|------------|-------|----------|---|------------------|-------|-----------------|
| RPI | S | Opponent | Score | RPI | S | Opponent | Score | RPI | S | Opponent | Score | RPI | S | Opponent | Score | |
| | | | | | | | | 65 | H | Paci fi c | 67 91 | 105 | A | Fresno St. | 48 77 | |
| | | | | | | | | 68 | A | Boi se St. | 68 99 | 122 | A | Col orado | 64 76 | |
| | | | | | | | | 77 | A | Nebraska | 63 96 | 143 | A | Portl and St. | 51 80 | |
| | | | | | | | | | | | | 145 | H | UC Irvi ne | 66 74 | |
| | | | | | | | | | | | | 153 | A | Utah St. | 49 82 | |
| | | | | | | | | | | | | 156 | A | CSUN | 40 76 | |
| | | | | | | | | | | | | 166 | H | Santa Clara | 56 62 | |
| | | | | | | | | | | | | 240 | H | Nevada | 49 52 | |
| | | | | | | | | | | | | 241 | A | San Di ego | 79 83 | |
| | | | | | | | | | | | | 251 | A | San Franci sco | 63 85 | |
| | | | | | | | | | | | | 272 | H | CSU Bakersfi eld | 82 72 | |
| LAST 12 Division I GAMES: | | | | | | | | | | | | | | | | |
| 156 | A | CSUN | 40 76 | 153 | A | Utah St. | 49 82 | | | | | | | | | |
| 166 | H | Santa Clara | 56 62 | 68 | A | Boi se St. | 68 99 | | | | | | | | | |
| 77 | A | Nebraska | 63 96 | 240 | H | Nevada | 49 52 | | | | | | | | | |
| 122 | A | Col orado | 64 76 | 105 | A | Fresno St. | 48 77 | | | | | | | | | |
| 145 | H | UC Irvi ne | 66 74 | 241 | A | San Di ego | 79 83 | | | | | | | | | |
| 65 | H | Paci fi c | 67 91 | 272 | H | CSU Bakersfi eld | 82 72 | | | | | | | | | |

Non-Div I Games: San Fran. St. 66 73

San Jose St.

| | | | | | | | | | | |
|-------------------|----------|-----------|----------------|------------|-------------|---------------|------|------|-------|-----------|
| Average RPI Win: | 224 | WON-LOST | WINNING | LAST 10 | STRENGTH OF | OPP. STRENGTH | TEAM | ADJ. | CONF. | ADJ CONF. |
| Average RPI Loss: | 105 | RECORD | PCT. RANK | GAMES | SCHEDULE | OF SCHEDULE | RPI | RPI | RPI | RPI |
| DIV. I ONLY | 8- 8 | 169 | 4-6 | 142 | 185 | 166 | 166 | 7 | 7 | |
| DIV. I NON-CONF. | 6- 4 | 125 | 0- 0 | 191 | 193 | 140 | 140 | 7 | 7 | |
| ----- | | | | | | | | | | |
| TOTALS | RPI 1-25 | RPI 26-50 | W-L RECORDS | RPI 51-100 | RPI 101-150 | RPI 150+ | | | | |
| 8- 8 | 0- 1 | 0- 1 | OVERALL | 0- 2 | 2- 1 | 6- 3 | | | | |
| 4- 4 | 0- 1 | 0- 0 | HOME | 0- 1 | 1- 0 | 3- 2 | | | | |
| 4- 4 | 0- 0 | 0- 1 | AWAY | 0- 1 | 1- 1 | 3- 1 | | | | |
| 0- 0 | 0- 0 | 0- 0 | NEUTRAL | 0- 0 | 0- 0 | 0- 0 | | | | |
| 6- 4 | 0- 0 | 0- 1 | NON-CONFERENCE | 0- 1 | 1- 1 | 5- 1 | | | | |
| 4- 1 | 0- 0 | 0- 0 | HOME | 0- 0 | 1- 0 | 3- 1 | | | | |
| 2- 3 | 0- 0 | 0- 1 | AWAY | 0- 1 | 0- 1 | 2- 0 | | | | |
| 0- 0 | 0- 0 | 0- 0 | NEUTRAL | 0- 0 | 0- 0 | 0- 0 | | | | |
| 2- 4 | 0- 1 | 0- 0 | CONFERENCE | 0- 1 | 1- 0 | 1- 2 | | | | |
| 0- 3 | 0- 1 | 0- 0 | HOME | 0- 1 | 0- 0 | 0- 1 | | | | |
| 2- 1 | 0- 0 | 0- 0 | AWAY | 0- 0 | 1- 0 | 1- 1 | | | | |
| 0- 0 | 0- 0 | 0- 0 | NEUTRAL | 0- 0 | 0- 0 | 0- 0 | | | | |

| RPI | S | Opponent | Score | RPI | S | Opponent | Score | RPI | S | Opponent | Score | RPI | S | Opponent | Score | Team's RPI: 166 |
|------------------------------|---|--------------|-------|-----|---|----------------|-------|-----|---|-------------------------|-------|-----|---|-------------------|-------|-----------------|
| 19 | H | BYU | 44 54 | 31 | A | Oregon St. | 31 82 | 52 | A | Southern Cal i forn i a | 46 77 | 105 | A | Fresno St. | 53 80 | |
| | | | | | | | | 65 | H | Paci fi c | 70 74 | 110 | H | Missouri St. | 77 73 | |
| | | | | | | | | | | | | 130 | A | Loyol a Marymount | 83 75 | |
| | | | | | | | | | | | | 156 | H | CSUN | 38 53 | |
| | | | | | | | | | | | | 168 | A | Pepperdi ne | 48 74 | |
| | | | | | | | | | | | | 206 | H | San Di ego St. | 60 43 | |
| | | | | | | | | | | | | 209 | A | Cal St. Fullerton | 64 60 | |
| | | | | | | | | | | | | 240 | H | Nevada | 56 48 | |
| | | | | | | | | | | | | 241 | H | San Di ego | 49 57 | |
| | | | | | | | | | | | | 251 | A | San Franci sco | 71 66 | |
| | | | | | | | | | | | | 310 | A | San Jose St. | 62 56 | |
| | | | | | | | | | | | | 338 | H | Grand Canyon | 75 55 | |
| ----- | | | | | | | | | | | | | | | | |
| LAST 12 Di vi si on I GAMES: | | | | | | | | | | | | | | | | |
| 19 | H | BYU | 44 54 | 65 | H | Paci fi c | 70 74 | 130 | A | Loyol a Marymount | 83 75 | 168 | A | Pepperdi ne | 48 74 | |
| 338 | H | Grand Canyon | 75 55 | 251 | A | San Franci sco | 71 66 | 241 | H | San Di ego | 49 57 | 110 | H | Missouri St. | 77 73 | |
| 310 | A | San Jose St. | 62 56 | | | | | | | | | | | | | |
| 105 | A | Fresno St. | 53 80 | | | | | | | | | | | | | |
| 31 | A | Oregon St. | 31 82 | | | | | | | | | | | | | |
| 156 | H | CSUN | 38 53 | | | | | | | | | | | | | |

Non-Di v I Games: Sonoma St. 98 38

Santa Clara

| | | | | | | | | | | |
|-------------------|----------|-----------|----------------|------------|-------------|---------------|------|------|-------|-----------|
| Average RPI Win: | 315 | WON-LOST | WINNING | LAST 10 | STRENGTH OF | OPP. STRENGTH | TEAM | ADJ. | CONF. | ADJ CONF. |
| Average RPI Loss: | 196 | RECORD | PCT. RANK | GAMES | SCHEDULE | OF SCHEDULE | RPI | RPI | RPI | RPI |
| DIV. I ONLY | 2- 8 | 305 | 2-8 | 351 | 137 | 339 | 339 | 32 | 32 | |
| DIV. I NON-CONF. | 0- 7 | 336 | 0- 0 | 295 | 97 | 346 | 346 | 32 | 32 | |
| ----- | | | | | | | | | | |
| TOTALS | RPI 1-25 | RPI 26-50 | W-L RECORDS | RPI 51-100 | RPI 101-150 | RPI 150+ | | | | |
| 2- 8 | 0- 0 | 0- 2 | OVERALL | 0- 0 | 0- 0 | 2- 6 | | | | |
| 0- 3 | 0- 0 | 0- 0 | HOME | 0- 0 | 0- 0 | 0- 3 | | | | |
| 2- 5 | 0- 0 | 0- 2 | AWAY | 0- 0 | 0- 0 | 2- 3 | | | | |
| 0- 0 | 0- 0 | 0- 0 | NEUTRAL | 0- 0 | 0- 0 | 0- 0 | | | | |
| 0- 7 | 0- 0 | 0- 2 | NON-CONFERENCE | 0- 0 | 0- 0 | 0- 5 | | | | |
| 0- 3 | 0- 0 | 0- 0 | HOME | 0- 0 | 0- 0 | 0- 3 | | | | |
| 0- 4 | 0- 0 | 0- 2 | AWAY | 0- 0 | 0- 0 | 0- 2 | | | | |
| 0- 0 | 0- 0 | 0- 0 | NEUTRAL | 0- 0 | 0- 0 | 0- 0 | | | | |
| 2- 1 | 0- 0 | 0- 0 | CONFERENCE | 0- 0 | 0- 0 | 2- 1 | | | | |
| 0- 0 | 0- 0 | 0- 0 | HOME | 0- 0 | 0- 0 | 0- 0 | | | | |
| 2- 1 | 0- 0 | 0- 0 | AWAY | 0- 0 | 0- 0 | 2- 1 | | | | |
| 0- 0 | 0- 0 | 0- 0 | NEUTRAL | 0- 0 | 0- 0 | 0- 0 | | | | |

| RPI 1-25 | | | | RPI 26-50 | | | | RPI 51-100 | | | | RPI 101+ Team's RPI: 339 | | | |
|---------------------------|---|----------|-------|-----------|---|------------------|--------|------------|---|------------------|-------|--------------------------|---|----------------|-------|
| RPI | S | Opponent | Score | RPI | S | Opponent | Score | RPI | S | Opponent | Score | RPI | S | Opponent | Score |
| | | | | 26 | A | South Dakota St. | 49 97 | | | | | 191 | A | Ole Miss | 51 74 |
| | | | | 32 | A | DePaul | 61 124 | | | | | 219 | H | Jacksonville | 58 68 |
| | | | | | | | | | | | | 225 | H | Texas Southern | 41 65 |
| | | | | | | | | | | | | 267 | A | Wichita St. | 50 66 |
| | | | | | | | | | | | | 279 | H | Ga. Southern | 71 82 |
| | | | | | | | | | | | | 287 | A | Coppin St. | 76 70 |
| | | | | | | | | | | | | 326 | A | Morgan St. | 47 63 |
| | | | | | | | | | | | | 343 | A | Florida A&M | 54 50 |
| LAST 12 Division I GAMES: | | | | | | | | | | | | | | | |
| | | | | 191 | A | Ole Miss | 51 74 | 343 | A | Florida A&M | 54 50 | | | | |
| | | | | 225 | H | Texas Southern | 41 65 | 326 | A | Morgan St. | 47 63 | | | | |
| | | | | 32 | A | DePaul | 61 124 | 287 | A | Coppin St. | 76 70 | | | | |
| | | | | 219 | H | Jacksonville | 58 68 | 267 | A | Wichita St. | 50 66 | | | | |
| | | | | 279 | H | Ga. Southern | 71 82 | 26 | A | South Dakota St. | 49 97 | | | | |

Non-Div I Games: Carver 101 49 Wesleyan (GA) 155 26

Savannah St.

| | | | | | | | | | | |
|-------------------|----------|-----------|----------------|------------|-------------|---------------|------|------|-------|-----------|
| Average RPI Win: | 0 | WON-LOST | WINNING | LAST 10 | STRENGTH OF | OPP. STRENGTH | TEAM | ADJ. | CONF. | ADJ CONF. |
| Average RPI Loss: | 184 | RECORD | PCT. RANK | GAMES | SCHEDULE | OF SCHEDULE | RPI | RPI | RPI | RPI |
| DIV. I ONLY | 0- 17 | 349 | 0-10 | 168 | 302 | 335 | 335 | 30 | 30 | |
| DIV. I NON-CONF. | 0- 13 | 336 | 0- 0 | 115 | 260 | 325 | 325 | 30 | 30 | |
| ----- | | | | | | | | | | |
| TOTALS | RPI 1-25 | RPI 26-50 | W-L RECORDS | RPI 51-100 | RPI 101-150 | RPI 150+ | | | | |
| 0- 17 | 0- 0 | 0- 1 | OVERALL | 0- 3 | 0- 3 | 0- 10 | | | | |
| 0- 8 | 0- 0 | 0- 0 | HOME | 0- 1 | 0- 0 | 0- 7 | | | | |
| 0- 8 | 0- 0 | 0- 1 | AWAY | 0- 1 | 0- 3 | 0- 3 | | | | |
| 0- 1 | 0- 0 | 0- 0 | NEUTRAL | 0- 1 | 0- 0 | 0- 0 | | | | |
| 0- 13 | 0- 0 | 0- 1 | NON-CONFERENCE | 0- 3 | 0- 3 | 0- 6 | | | | |
| 0- 5 | 0- 0 | 0- 0 | HOME | 0- 1 | 0- 0 | 0- 4 | | | | |
| 0- 7 | 0- 0 | 0- 1 | AWAY | 0- 1 | 0- 3 | 0- 2 | | | | |
| 0- 1 | 0- 0 | 0- 0 | NEUTRAL | 0- 1 | 0- 0 | 0- 0 | | | | |
| 0- 4 | 0- 0 | 0- 0 | CONFERENCE | 0- 0 | 0- 0 | 0- 4 | | | | |
| 0- 3 | 0- 0 | 0- 0 | HOME | 0- 0 | 0- 0 | 0- 3 | | | | |
| 0- 1 | 0- 0 | 0- 0 | AWAY | 0- 0 | 0- 0 | 0- 1 | | | | |
| 0- 0 | 0- 0 | 0- 0 | NEUTRAL | 0- 0 | 0- 0 | 0- 0 | | | | |

| RPI | S | Opponent | Score | RPI | S | Opponent | Score | RPI | S | Opponent | Score | RPI | S | Opponent | Score | Team's RPI: 335 |
|---------------------------|---|----------------|-------|-----|---|-------------|-------|-----|---|-----------------|-------|-----|---|-------------------|-------|-----------------|
| 34 | A | Utah | 62 89 | 58 | N | Arizona | 54 84 | 123 | A | UC Davis | 59 76 | 143 | A | Portland St. | 43 68 | |
| | | | | 65 | A | Pacific | 61 75 | 145 | A | UC Irvine | 60 65 | 168 | H | Pepperdine | 64 78 | |
| | | | | 98 | H | Washington | 58 69 | 188 | A | New Mexico St. | 55 75 | 209 | H | Cal St. Fullerton | 54 57 | |
| | | | | | | | | 217 | H | Utah Valley | 55 58 | 240 | A | Nevada | 54 67 | |
| | | | | | | | | 254 | H | Northern Ariz. | 58 65 | 269 | A | Hawaii | 51 67 | |
| | | | | | | | | 272 | H | CSU Bakersfield | 60 70 | 301 | H | Cal Poly | 50 60 | |
| | | | | | | | | 338 | H | Grand Canyon | 73 74 | | | | | |
| LAST 12 Division I GAMES: | | | | | | | | | | | | | | | | |
| 188 | A | New Mexico St. | 55 75 | 217 | H | Utah Valley | 55 58 | 338 | H | Grand Canyon | 73 74 | 272 | H | CSU Bakersfield | 60 70 | |
| 123 | A | UC Davis | 59 76 | | | | | 145 | A | UC Irvine | 60 65 | 240 | A | Nevada | 54 67 | |
| 65 | A | Pacific | 61 75 | | | | | 301 | H | Cal Poly | 50 60 | | | | | |
| 168 | H | Pepperdine | 64 78 | | | | | | | | | | | | | |
| 98 | H | Washington | 58 69 | | | | | | | | | | | | | |
| 34 | A | Utah | 62 89 | | | | | | | | | | | | | |

Non-Div I Games:

Seattle U

| | | | | | | | | | | |
|-------------------|----------|-----------|----------------|------------|-------------|---------------|------|------|-------|-----------|
| Average RPI Win: | 221 | WON-LOST | WINNING | LAST 10 | STRENGTH OF | OPP. STRENGTH | TEAM | ADJ. | CONF. | ADJ CONF. |
| Average RPI Loss: | 49 | RECORD | PCT. RANK | GAMES | SCHEDULE | OF SCHEDULE | RPI | RPI | RPI | RPI |
| DIV. I ONLY | 11- 6 | 92 | 5-5 | 126 | 104 | 87 | 87 | 5 | 5 | |
| DIV. I NON-CONF. | 8- 3 | 71 | 0- 0 | 258 | 184 | 115 | 115 | 4 | 4 | |
| ----- | | | | | | | | | | |
| TOTALS | RPI 1-25 | RPI 26-50 | W-L RECORDS | RPI 51-100 | RPI 101-150 | RPI 150+ | | | | |
| 11- 6 | 0- 3 | 0- 2 | OVERALL | 3- 0 | 1- 0 | 7- 1 | | | | |
| 9- 0 | 0- 0 | 0- 0 | HOME | 2- 0 | 1- 0 | 6- 0 | | | | |
| 1- 5 | 0- 3 | 0- 1 | AWAY | 1- 0 | 0- 0 | 0- 1 | | | | |
| 1- 1 | 0- 0 | 0- 1 | NEUTRAL | 0- 0 | 0- 0 | 1- 0 | | | | |
| 8- 3 | 0- 1 | 0- 2 | NON-CONFERENCE | 1- 0 | 0- 0 | 7- 0 | | | | |
| 6- 0 | 0- 0 | 0- 0 | HOME | 0- 0 | 0- 0 | 6- 0 | | | | |
| 1- 2 | 0- 1 | 0- 1 | AWAY | 1- 0 | 0- 0 | 0- 0 | | | | |
| 1- 1 | 0- 0 | 0- 1 | NEUTRAL | 0- 0 | 0- 0 | 1- 0 | | | | |
| 3- 3 | 0- 2 | 0- 0 | CONFERENCE | 2- 0 | 1- 0 | 0- 1 | | | | |
| 3- 0 | 0- 0 | 0- 0 | HOME | 2- 0 | 1- 0 | 0- 0 | | | | |
| 0- 3 | 0- 2 | 0- 0 | AWAY | 0- 0 | 0- 0 | 0- 1 | | | | |
| 0- 0 | 0- 0 | 0- 0 | NEUTRAL | 0- 0 | 0- 0 | 0- 0 | | | | |

| RPI 1-25 | | | | RPI 26-50 | | | | RPI 51-100 | | | | Team's RPI: 87 | RPI 101+ | | | |
|---------------------------|---|----------------------|--------|-----------|---|-----------------|-------|------------|---|------------|-------|----------------|----------|---|----------------------|--------|
| RPI | S | Opponent | Score | RPI | S | Opponent | Score | RPI | S | Opponent | Score | | RPI | S | Opponent | Score |
| 6 | A | UConn | 61 99 | 41 | A | UCLA | 62 78 | 60 | H | Creighton | 82 75 | | 115 | H | St. John's (NY) | 77 67 |
| 12 | A | Marquette | 60 96 | 44 | N | Georgia Tech | 73 84 | 84 | A | Princeton | 70 66 | | 171 | A | Xavier | 62 63 |
| 18 | A | Butler | 59 62 | | | | | 93 | H | Providence | 79 73 | | 261 | H | UTSA | 84 53 |
| | | | | | | | | | | | | | 278 | H | St. Francis Brooklyn | 100 77 |
| | | | | | | | | | | | | | 292 | H | UMass Lowell | 90 57 |
| | | | | | | | | | | | | | 296 | H | Kennesaw St. | 102 80 |
| | | | | | | | | | | | | | 308 | H | Saint Peter's | 90 47 |
| | | | | | | | | | | | | | 320 | N | UNC Greensboro | 71 64 |
| | | | | | | | | | | | | | 329 | H | Wagner | 95 40 |
| LAST 12 Division I GAMES: | | | | | | | | | | | | | | | | |
| 12 | A | Marquette | 60 96 | 93 | H | Providence | 79 73 | | | | | | | | | |
| 44 | N | Georgia Tech | 73 84 | 60 | H | Creighton | 82 75 | | | | | | | | | |
| 6 | A | UConn | 61 99 | 171 | A | Xavier | 62 63 | | | | | | | | | |
| 308 | H | Saint Peter's | 90 47 | 18 | A | Butler | 59 62 | | | | | | | | | |
| 292 | H | UMass Lowell | 90 57 | 115 | H | St. John's (NY) | 77 67 | | | | | | | | | |
| 278 | H | St. Francis Brooklyn | 100 77 | 320 | N | UNC Greensboro | 71 64 | | | | | | | | | |

Non-Div I Games:

Seton Hall

S
i
e
n
a

| Siena | | | | Through Games Of Jan. 18, 2019 | | | | | | | |
|------------------|----------|------|-----------|--------------------------------|----------------|-------------|---------------|-------------|------|----------|-----------|
| Average RPI | Win: | 281 | WON-LOST | WINNING | LAST 10 | STRENGTH OF | OPP. STRENGTH | TEAM | ADJ. | CONF. | ADJ CONF. |
| Average RPI | Loss: | 180 | RECORD | PCT. RANK | GAMES | SCHEDULE | OF SCHEDULE | RPI | RPI | RPI | RPI |
| DIV. I ONLY | | 7- 9 | | 208 | 5-5 | 282 | 300 | 275 | 275 | 27 | 27 |
| DIV. I NON-CONF. | | 4- 7 | | 228 | 1- 0 | 261 | 276 | 283 | 283 | 28 | 28 |
| ----- | | | | | | | | | | | |
| TOTALS | RPI 1-25 | | RPI 26-50 | | W-L RECORDS | RPI 51-100 | | RPI 101-150 | | RPI 150+ | |
| 7- 9 | 0- 0 | | 0- 0 | | OVERALL | 0- 2 | | 0- 2 | | 7- 5 | |
| 4- 5 | 0- 0 | | 0- 0 | | HOME | 0- 2 | | 0- 0 | | 4- 3 | |
| 2- 3 | 0- 0 | | 0- 0 | | AWAY | 0- 0 | | 0- 1 | | 2- 2 | |
| 1- 1 | 0- 0 | | 0- 0 | | NEUTRAL | 0- 0 | | 0- 1 | | 1- 0 | |
| 4- 7 | 0- 0 | | 0- 0 | | NON-CONFERENCE | 0- 2 | | 0- 1 | | 4- 4 | |
| 2- 4 | 0- 0 | | 0- 0 | | HOME | 0- 2 | | 0- 0 | | 2- 2 | |
| 1- 2 | 0- 0 | | 0- 0 | | AWAY | 0- 0 | | 0- 0 | | 1- 2 | |
| 1- 1 | 0- 0 | | 0- 0 | | NEUTRAL | 0- 0 | | 0- 1 | | 1- 0 | |
| 3- 2 | 0- 0 | | 0- 0 | | CONFERENCE | 0- 0 | | 0- 1 | | 3- 1 | |
| 2- 1 | 0- 0 | | 0- 0 | | HOME | 0- 0 | | 0- 0 | | 2- 1 | |
| 1- 1 | 0- 0 | | 0- 0 | | AWAY | 0- 0 | | 0- 1 | | 1- 0 | |
| 0- 0 | 0- 0 | | 0- 0 | | NEUTRAL | 0- 0 | | 0- 0 | | 0- 0 | |

S
i
e
n
a

| RPI 1-25 | | | | RPI 26-50 | | | | RPI 51-100 | | | | RPI 101+ | | | | Team's RPI: 275 | |
|---------------------------|---|----------|-------|-----------|---|-----------------|-------|------------|-----|----------|---------------|----------|-----|----------|-----------------|-----------------|----|
| RPI | S | Opponent | Score | RPI | S | Opponent | Score | RPI | S | Opponent | Score | RPI | S | Opponent | Score | | |
| | | | | | | | | 72 | H | Harvard | 54 | 73 | 124 | A | Marist | 59 | 88 |
| | | | | | | | | 83 | H | Penn | 51 | 58 | 125 | N | Drexel | 39 | 51 |
| | | | | | | | | | | | | | 198 | H | Massachusetts | 64 | 59 |
| | | | | | | | | | | | | | 208 | H | Ri der | 52 | 55 |
| | | | | | | | | | | | | | 222 | A | Howard | 86 | 81 |
| | | | | | | | | | | | | | 226 | A | St. Bonaventure | 58 | 74 |
| | | | | | | | | | | | | | 237 | A | Sacred Heart | 50 | 72 |
| | | | | | | | | | | | | | 238 | H | Col gate | 55 | 53 |
| | | | | | | | | | | | | | 256 | H | Hofstra | 50 | 57 |
| | | | | | | | | | | | | | 289 | H | Fla. Atlantic | 66 | 70 |
| | | | | | | | | | | | | | 308 | A | Saint Peter's | 84 | 57 |
| | | | | | | | | | | | | | 328 | H | Iona | 59 | 47 |
| | | | | | | | | | | | | | 329 | N | Wagner | 74 | 71 |
| | | | | | | | | | | | | | 342 | H | Manhattan | 62 | 56 |
| LAST 12 Division I GAMES: | | | | | | | | | | | | | | | | | |
| | | | | 329 | N | Wagner | 74 | 71 | 124 | A | Marist | 59 | 88 | | | | |
| | | | | 198 | H | Massachusetts | 64 | 59 | 208 | H | Ri der | 52 | 55 | | | | |
| | | | | 226 | A | St. Bonaventure | 58 | 74 | 342 | H | Manhattan | 62 | 56 | | | | |
| | | | | 289 | H | Fla. Atlantic | 66 | 70 | 328 | H | Iona | 59 | 47 | | | | |
| | | | | 238 | H | Col gate | 55 | 53 | 308 | A | Saint Peter's | 84 | 57 | | | | |
| | | | | 125 | N | Drexel | 39 | 51 | 256 | H | Hofstra | 50 | 57 | | | | |

Non-Di v I Games:

Siena

| | | | | | | | | | | |
|-------------------|-----|----------|-----------|---------|-------------|---------------|------|------|-------|-----------|
| Average RPI Win: | 229 | WON-LOST | WINNING | LAST 10 | STRENGTH OF | OPP. STRENGTH | TEAM | ADJ. | CONF. | ADJ CONF. |
| Average RPI Loss: | 127 | RECORD | PCT. RANK | GAMES | SCHEDULE | OF SCHEDULE | RPI | RPI | RPI | RPI |

| | | | | | | | | | |
|------------------|----------|-----------|----------------|------------|-------------|----------|-----|----|----|
| DIV. I ONLY | 11- 3 | 36 | 7-3 | 331 | 82 | 152 | 152 | 15 | 15 |
| DIV. I NON-CONF. | 9- 0 | 1 | 1- 0 | 346 | 88 | 111 | 111 | 15 | 15 |
| ----- | | | | | | | | | |
| TOTALS | RPI 1-25 | RPI 26-50 | W-L RECORDS | RPI 51-100 | RPI 101-150 | RPI 150+ | | | |
| 11- 3 | 0- 0 | 0- 0 | OVERALL | 1- 0 | 0- 3 | 10- 0 | | | |
| 3- 2 | 0- 0 | 0- 0 | HOME | 0- 0 | 0- 2 | 3- 0 | | | |
| 7- 1 | 0- 0 | 0- 0 | AWAY | 1- 0 | 0- 1 | 6- 0 | | | |
| 1- 0 | 0- 0 | 0- 0 | NEUTRAL | 0- 0 | 0- 0 | 1- 0 | | | |
| 9- 0 | 0- 0 | 0- 0 | NON-CONFERENCE | 1- 0 | 0- 0 | 8- 0 | | | |
| 3- 0 | 0- 0 | 0- 0 | HOME | 0- 0 | 0- 0 | 3- 0 | | | |
| 5- 0 | 0- 0 | 0- 0 | AWAY | 1- 0 | 0- 0 | 4- 0 | | | |
| 1- 0 | 0- 0 | 0- 0 | NEUTRAL | 0- 0 | 0- 0 | 1- 0 | | | |
| 2- 3 | 0- 0 | 0- 0 | CONFERENCE | 0- 0 | 0- 3 | 2- 0 | | | |
| 0- 2 | 0- 0 | 0- 0 | HOME | 0- 0 | 0- 2 | 0- 0 | | | |
| 2- 1 | 0- 0 | 0- 0 | AWAY | 0- 0 | 0- 1 | 2- 0 | | | |
| 0- 0 | 0- 0 | 0- 0 | NEUTRAL | 0- 0 | 0- 0 | 0- 0 | | | |

| RPI 1-25 | | | | RPI 26-50 | | | | RPI 51-100 | | | | RPI 101+ Team's RPI: 152 | | | |
|------------------------------|---|----------|-------|-----------|---|---------------|-------|------------|---|----------|-------|--------------------------|---|------------------|-------|
| RPI | S | Opponent | Score | RPI | S | Opponent | Score | RPI | S | Opponent | Score | RPI | S | Opponent | Score |
| | | | | | | | | 97 | A | Al abama | 72 67 | 112 | A | Appalachi an St. | 63 71 |
| | | | | | | | | | | | | 127 | H | Little Rock | 42 65 |
| | | | | | | | | | | | | 142 | H | Arkansas St. | 64 77 |
| | | | | | | | | | | | | 170 | A | Southern U. | 53 49 |
| | | | | | | | | | | | | 188 | N | New Mexico St. | 68 67 |
| | | | | | | | | | | | | 194 | A | Georgia St. | 68 59 |
| | | | | | | | | | | | | 202 | A | Coastal Caro. | 88 78 |
| | | | | | | | | | | | | 211 | H | Southern Mi ss. | 77 68 |
| | | | | | | | | | | | | 253 | H | ETSU | 81 74 |
| | | | | | | | | | | | | 263 | H | Al abama St. | 77 65 |
| | | | | | | | | | | | | 302 | A | Tennessee St. | 78 56 |
| | | | | | | | | | | | | 315 | A | FIU | 84 77 |
| | | | | | | | | | | | | 324 | A | Central Ark. | 58 50 |
| LAST 12 Di vi si on I GAMES: | | | | | | | | | | | | | | | |
| | | | | 315 | A | FIU | 84 77 | | | | | 194 | A | Georgia St. | 68 59 |
| | | | | 263 | H | Al abama St. | 77 65 | | | | | 127 | H | Little Rock | 42 65 |
| | | | | 97 | A | Al abama | 72 67 | | | | | 142 | H | Arkansas St. | 64 77 |
| | | | | 302 | A | Tennessee St. | 78 56 | | | | | 202 | A | Coastal Caro. | 88 78 |
| | | | | 253 | H | ETSU | 81 74 | | | | | 112 | A | Appalachi an St. | 63 71 |
| | | | | 170 | A | Southern U. | 53 49 | | | | | 188 | N | New Mexico St. | 68 67 |

Non-Div I Games: Faulkner 97 40 Spring Hill 75 57

South Alabama

| | | | | | | | | | | |
|-------------------|----------|-----------|----------------|------------|-------------|---------------|------|------|-------|-----------|
| Average RPI Win: | 142 | WON-LOST | WINNING | LAST 10 | STRENGTH OF | OPP. STRENGTH | TEAM | ADJ. | CONF. | ADJ CONF. |
| Average RPI Loss: | 17 | RECORD | PCT. RANK | GAMES | SCHEDULE | OF SCHEDULE | RPI | RPI | RPI | RPI |
| DIV. I ONLY | 12- 5 | 71 | 8-2 | 22 | 15 | 24 | 24 | 6 | 6 | |
| DIV. I NON-CONF. | 8- 4 | 91 | 0- 1 | 33 | 22 | 48 | 48 | 6 | 6 | |
| ----- | | | | | | | | | | |
| TOTALS | RPI 1-25 | RPI 26-50 | W-L RECORDS | RPI 51-100 | RPI 101-150 | RPI 150+ | | | | |
| 12- 5 | 0- 3 | 3- 2 | OVERALL | 2- 0 | 2- 0 | 5- 0 | | | | |
| 7- 2 | 0- 1 | 1- 1 | HOME | 1- 0 | 2- 0 | 3- 0 | | | | |
| 4- 1 | 0- 1 | 2- 0 | AWAY | 1- 0 | 0- 0 | 1- 0 | | | | |
| 1- 2 | 0- 1 | 0- 1 | NEUTRAL | 0- 0 | 0- 0 | 1- 0 | | | | |
| 8- 4 | 0- 2 | 2- 2 | NON-CONFERENCE | 0- 0 | 2- 0 | 4- 0 | | | | |
| 5- 2 | 0- 1 | 1- 1 | HOME | 0- 0 | 2- 0 | 2- 0 | | | | |
| 2- 0 | 0- 0 | 1- 0 | AWAY | 0- 0 | 0- 0 | 1- 0 | | | | |
| 1- 2 | 0- 1 | 0- 1 | NEUTRAL | 0- 0 | 0- 0 | 1- 0 | | | | |
| 4- 1 | 0- 1 | 1- 0 | CONFERENCE | 2- 0 | 0- 0 | 1- 0 | | | | |
| 2- 0 | 0- 0 | 0- 0 | HOME | 1- 0 | 0- 0 | 1- 0 | | | | |
| 2- 1 | 0- 1 | 1- 0 | AWAY | 1- 0 | 0- 0 | 0- 0 | | | | |
| 0- 0 | 0- 0 | 0- 0 | NEUTRAL | 0- 0 | 0- 0 | 0- 0 | | | | |

| RPI | S | Opponent | Score | RPI | S | Opponent | Score | RPI | S | Opponent | Score | RPI | S | Opponent | Score |
|---------------------------|---|-----------------|-------|-----|---|-----------------|-------|-----|---|----------|-------|-----|---|-----------------|--------|
| 2 | H | Baylor | 69 94 | 29 | H | Maryland | 61 85 | 70 | A | LSU | 76 53 | 103 | H | Dayton | 65 55 |
| 9 | A | Mississippi St. | 74 89 | 31 | N | Oregon St. | 68 70 | 97 | H | Alabama | 62 59 | 112 | H | Appalachian St. | 80 50 |
| 14 | N | Drake | 85 90 | 36 | A | Texas A&M | 60 57 | | | | | 203 | H | Florida | 71 40 |
| | | | | 37 | H | Clemson | 69 57 | | | | | 236 | H | Furman | 66 53 |
| | | | | 45 | A | Purdue | 82 73 | | | | | 250 | H | Temple | 88 60 |
| | | | | | | | | | | | | 253 | N | ETSU | 101 55 |
| | | | | | | | | | | | | 263 | A | Alabama St. | 94 38 |
| ----- | | | | | | | | | | | | | | | |
| LAST 12 Division I GAMES: | | | | | | | | | | | | | | | |
| 14 | N | Drake | 85 90 | 31 | N | Oregon St. | 68 70 | | | | | | | | |
| 236 | H | Furman | 66 53 | 9 | A | Mississippi St. | 74 89 | | | | | | | | |
| 250 | H | Temple | 88 60 | 70 | A | LSU | 76 53 | | | | | | | | |
| 45 | A | Purdue | 82 73 | 203 | H | Florida | 71 40 | | | | | | | | |
| 112 | H | Appalachian St. | 80 50 | 97 | H | Alabama | 62 59 | | | | | | | | |
| 2 | H | Baylor | 69 94 | 36 | A | Texas A&M | 60 57 | | | | | | | | |

Non-Div I Games:

South Carolina

| | | | | | | | | | | |
|-------------------|----------|-----------|----------------|------------|-------------|---------------|------|------|-------|-----------|
| Average RPI Win: | 306 | WON-LOST | WINNING | LAST 10 | STRENGTH OF | OPP. STRENGTH | TEAM | ADJ. | CONF. | ADJ CONF. |
| Average RPI Loss: | 211 | RECORD | PCT. RANK | GAMES | SCHEDULE | OF SCHEDULE | RPI | RPI | RPI | RPI |
| DIV. I ONLY | 6- 9 | 224 | 5-5 | 349 | 268 | 316 | 316 | 32 | 32 | |
| DIV. I NON-CONF. | 5- 7 | 206 | 1- 0 | 336 | 283 | 293 | 293 | 32 | 32 | |
| ----- | | | | | | | | | | |
| TOTALS | RPI 1-25 | RPI 26-50 | W-L RECORDS | RPI 51-100 | RPI 101-150 | RPI 150+ | | | | |
| 6- 9 | 0- 0 | 0- 0 | OVERALL | 0- 1 | 0- 2 | 6- 6 | | | | |
| 3- 2 | 0- 0 | 0- 0 | HOME | 0- 0 | 0- 0 | 3- 2 | | | | |
| 3- 5 | 0- 0 | 0- 0 | AWAY | 0- 1 | 0- 1 | 3- 3 | | | | |
| 0- 2 | 0- 0 | 0- 0 | NEUTRAL | 0- 0 | 0- 1 | 0- 1 | | | | |
| 5- 7 | 0- 0 | 0- 0 | NON-CONFERENCE | 0- 1 | 0- 2 | 5- 4 | | | | |
| 3- 1 | 0- 0 | 0- 0 | HOME | 0- 0 | 0- 0 | 3- 1 | | | | |
| 2- 4 | 0- 0 | 0- 0 | AWAY | 0- 1 | 0- 1 | 2- 2 | | | | |
| 0- 2 | 0- 0 | 0- 0 | NEUTRAL | 0- 0 | 0- 1 | 0- 1 | | | | |
| 1- 2 | 0- 0 | 0- 0 | CONFERENCE | 0- 0 | 0- 0 | 1- 2 | | | | |
| 0- 1 | 0- 0 | 0- 0 | HOME | 0- 0 | 0- 0 | 0- 1 | | | | |
| 1- 1 | 0- 0 | 0- 0 | AWAY | 0- 0 | 0- 0 | 1- 1 | | | | |
| 0- 0 | 0- 0 | 0- 0 | NEUTRAL | 0- 0 | 0- 0 | 0- 0 | | | | |

| RPI 1-25 | | | | RPI 26-50 | | | | RPI 51-100 | | | | RPI 101+ | | | | Team's RPI: 316 |
|---------------------------|---|----------------|-------|-----------|---|---------------|-------|------------|---|----------|-------|----------|---|--------------------|-------|-----------------|
| RPI | S | Opponent | Score | RPI | S | Opponent | Score | RPI | S | Opponent | Score | RPI | S | Opponent | Score | |
| | | | | | | | | 58 | A | Arizona | 32 73 | 108 | N | Wake Forest | 44 58 | |
| | | | | | | | | | | | | 147 | A | Radford | 31 61 | |
| | | | | | | | | | | | | 202 | A | Coastal Caro. | 44 57 | |
| | | | | | | | | | | | | 207 | N | East Carolina | 63 71 | |
| | | | | | | | | | | | | 239 | H | UNLV | 58 49 | |
| | | | | | | | | | | | | 264 | H | N. C. A&T | 44 58 | |
| | | | | | | | | | | | | 286 | H | Winthrop | 50 58 | |
| | | | | | | | | | | | | 287 | A | Coppin St. | 75 59 | |
| | | | | | | | | | | | | 303 | A | Col. of Charleston | 51 75 | |
| | | | | | | | | | | | | 318 | A | Western Caro. | 54 39 | |
| | | | | | | | | | | | | 322 | A | Presbyterian | 57 48 | |
| | | | | | | | | | | | | 326 | A | Morgan St. | 51 62 | |
| | | | | | | | | | | | | 327 | H | USC Upstate | 71 66 | |
| | | | | | | | | | | | | 341 | H | Charleston So. | 67 58 | |
| LAST 12 Division I GAMES: | | | | | | | | | | | | | | | | |
| 239 | H | UNLV | 58 49 | 287 | A | Coppin St. | 75 59 | | | | | | | | | |
| 286 | H | Winthrop | 50 58 | 326 | A | Morgan St. | 51 62 | | | | | | | | | |
| 327 | H | USC Upstate | 71 66 | 264 | H | N. C. A&T | 44 58 | | | | | | | | | |
| 58 | A | Arizona | 32 73 | 318 | A | Western Caro. | 54 39 | | | | | | | | | |
| 322 | A | Presbyterian | 57 48 | 207 | N | East Carolina | 63 71 | | | | | | | | | |
| 341 | H | Charleston So. | 67 58 | 108 | N | Wake Forest | 44 58 | | | | | | | | | |

Non-Div I Games: Voorhees 88 61 UNKNOWN 67 51

South Carolina St.

| | | | | | | | | | | |
|-------------------|-----|----------|-----------|---------|-------------|---------------|------|------|-------|-----------|
| Average RPI Win: | 154 | WON-LOST | WINNING | LAST 10 | STRENGTH OF | OPP. STRENGTH | TEAM | ADJ. | CONF. | ADJ CONF. |
| Average RPI Loss: | 66 | RECORD | PCT. RANK | GAMES | SCHEDULE | OF SCHEDULE | RPI | RPI | RPI | RPI |

| | | | | | | | | | |
|------------------|-------|----|------|-----|----|----|----|----|----|
| DIV. I ONLY | 14- 3 | 27 | 8-2 | 102 | 56 | 23 | 23 | 18 | 18 |
| DIV. I NON-CONF. | 10- 2 | 37 | 0- 0 | 48 | 12 | 13 | 13 | 16 | 16 |

| | | | | | | |
|--------|----------|-----------|----------------|------------|-------------|----------|
| TOTALS | RPI 1-25 | RPI 26-50 | W-L RECORDS | RPI 51-100 | RPI 101-150 | RPI 150+ |
| 14- 3 | 1- 2 | 3- 0 | OVERALL | 1- 0 | 2- 0 | 7- 1 |
| 5- 0 | 1- 0 | 2- 0 | HOME | 0- 0 | 0- 0 | 2- 0 |
| 6- 2 | 0- 1 | 1- 0 | AWAY | 1- 0 | 1- 0 | 3- 1 |
| 3- 1 | 0- 1 | 0- 0 | NEUTRAL | 0- 0 | 1- 0 | 2- 0 |
| 10- 2 | 1- 2 | 2- 0 | NON-CONFERENCE | 1- 0 | 2- 0 | 4- 0 |
| 3- 0 | 1- 0 | 1- 0 | HOME | 0- 0 | 0- 0 | 1- 0 |
| 4- 1 | 0- 1 | 1- 0 | AWAY | 1- 0 | 1- 0 | 1- 0 |
| 3- 1 | 0- 1 | 0- 0 | NEUTRAL | 0- 0 | 1- 0 | 2- 0 |
| 4- 1 | 0- 0 | 1- 0 | CONFERENCE | 0- 0 | 0- 0 | 3- 1 |
| 2- 0 | 0- 0 | 1- 0 | HOME | 0- 0 | 0- 0 | 1- 0 |
| 2- 1 | 0- 0 | 0- 0 | AWAY | 0- 0 | 0- 0 | 2- 1 |
| 0- 0 | 0- 0 | 0- 0 | NEUTRAL | 0- 0 | 0- 0 | 0- 0 |

| RPI 1-25 | | | | | RPI 26-50 | | | | | RPI 51-100 | | | | | RPI 101+ | | | | |
|---------------------------|---|----------|-------|----------------|-----------|---|------------------|--------|--|------------|---|-------------------|--------|--|----------|---|-------------------|--------|--|
| RPI | S | Opponent | Score | Team's RPI: 23 | RPI | S | Opponent | Score | | RPI | S | Opponent | Score | | RPI | S | Opponent | Score | |
| 11 | H | Iowa St. | 64 59 | | 26 | H | South Dakota St. | 105 98 | | 60 | A | Creighton | 77 65 | | 110 | A | Missouri St. | 85 74 | |
| 14 | A | Drake | 64 76 | | 33 | A | Missouri | 74 61 | | | | | | | 130 | N | Loyol a Marymount | 67 40 | |
| 20 | N | Indiana | 60 68 | | 46 | H | Green Bay | 55 49 | | | | | | | 154 | A | Montana | 64 41 | |
| | | | | | | | | | | | | | | | 163 | A | Denver | 99 104 | |
| | | | | | | | | | | | | | | | 165 | A | Oral Roberts | 76 72 | |
| | | | | | | | | | | | | | | | 175 | N | Grambling | 67 53 | |
| | | | | | | | | | | | | | | | 267 | N | Wi chi ta St. | 73 64 | |
| | | | | | | | | | | | | | | | 319 | A | North Dakota St. | 67 41 | |
| | | | | | | | | | | | | | | | 321 | H | Incarnate Word | 96 43 | |
| | | | | | | | | | | | | | | | 336 | H | Purdue Fort Wayne | 69 51 | |
| LAST 12 Division I GAMES: | | | | | | | | | | | | | | | | | | | |
| | | | | | 165 | A | Oral Roberts | 76 72 | | 336 | H | Purdue Fort Wayne | 69 51 | | | | | | |
| | | | | | 175 | N | Grambling | 67 53 | | 26 | H | South Dakota St. | 105 98 | | | | | | |
| | | | | | 33 | A | Missouri | 74 61 | | 163 | A | Denver | 99 104 | | | | | | |
| | | | | | 110 | A | Missouri St. | 85 74 | | 319 | A | North Dakota St. | 67 41 | | | | | | |
| | | | | | 46 | H | Green Bay | 55 49 | | 20 | N | Indiana | 60 68 | | | | | | |
| | | | | | 11 | H | Iowa St. | 64 59 | | 130 | N | Loyol a Marymount | 67 40 | | | | | | |

Non-Div I Games: Bellevue 79 40 St. Mary (NE) 112 52 South Dakota

| | | | | | | | | | | |
|-------------------|-----|----------|-----------|---------|-------------|---------------|------|------|-------|-----------|
| Average RPI Win: | 147 | WON-LOST | WINNING | LAST 10 | STRENGTH OF | OPP. STRENGTH | TEAM | ADJ. | CONF. | ADJ CONF. |
| Average RPI Loss: | 22 | RECORD | PCT. RANK | GAMES | SCHEDULE | OF SCHEDULE | RPI | RPI | RPI | RPI |

| | | | | | | | | | |
|------------------|----------|-----------|----------------|------------|-------------|----------|----|----|----|
| DIV. I ONLY | 13- 6 | 83 | 7-3 | 34 | 32 | 26 | 26 | 18 | 18 |
| DIV. I NON-CONF. | 8- 5 | 120 | 0- 0 | 9 | 5 | 16 | 16 | 16 | 16 |
| TOTALS | RPI 1-25 | RPI 26-50 | W-L RECORDS | RPI 51-100 | RPI 101-150 | RPI 150+ | | | |
| 13- 6 | 2- 4 | 1- 1 | OVERALL | 2- 1 | 2- 0 | 6- 0 | | | |
| 7- 1 | 1- 1 | 1- 0 | HOME | 2- 0 | 0- 0 | 3- 0 | | | |
| 6- 3 | 1- 2 | 0- 0 | AWAY | 0- 1 | 2- 0 | 3- 0 | | | |
| 0- 2 | 0- 1 | 0- 1 | NEUTRAL | 0- 0 | 0- 0 | 0- 0 | | | |
| 8- 5 | 2- 3 | 1- 1 | NON-CONFERENCE | 2- 1 | 2- 0 | 1- 0 | | | |
| 5- 1 | 1- 1 | 1- 0 | HOME | 2- 0 | 0- 0 | 1- 0 | | | |
| 3- 2 | 1- 1 | 0- 0 | AWAY | 0- 1 | 2- 0 | 0- 0 | | | |
| 0- 2 | 0- 1 | 0- 1 | NEUTRAL | 0- 0 | 0- 0 | 0- 0 | | | |
| 5- 1 | 0- 1 | 0- 0 | CONFERENCE | 0- 0 | 0- 0 | 5- 0 | | | |
| 2- 0 | 0- 0 | 0- 0 | HOME | 0- 0 | 0- 0 | 2- 0 | | | |
| 3- 1 | 0- 1 | 0- 0 | AWAY | 0- 0 | 0- 0 | 3- 0 | | | |
| 0- 0 | 0- 0 | 0- 0 | NEUTRAL | 0- 0 | 0- 0 | 0- 0 | | | |

| | | | | |
|---------------------------|-------------------------------|----------------|----------------------|-------------------------------|
| RPI 1-25 | RPI 26-50 | Team's RPI: 26 | RPI 51-100 | RPI 101+ |
| RPI S Opponent Score | RPI S Opponent Score | | RPI S Opponent Score | RPI S Opponent Score |
| 2 N Baylor 66 72 | 35 N Buffalo 55 61 | | 56 A Wyoming 70 77 | 114 A Montana St. 88 67 |
| 3 H Oregon 79 87 | 46 H Green Bay 77 47 | | 60 H Creighton 74 48 | 134 A Chattanooga 71 54 |
| 12 A Marquette 52 91 | | | 81 H FGCU 80 62 | 163 H Denver 76 59 |
| 14 H Drake 80 71 | | | | 165 H Oral Roberts 68 55 |
| 22 A Central Mich. 80 71 | | | | 200 A North Dakota 66 48 |
| 23 A South Dakota 98 105 | | | | 234 A Western Ill. 93 84 |
| | | | | 336 A Purdue Fort Wayne 85 52 |
| | | | | 339 H Savannah St. 97 49 |
| LAST 12 Division I GAMES: | | | | |
| 200 A North Dakota 66 48 | 165 H Oral Roberts 68 55 | | | |
| 114 A Montana St. 88 67 | 163 H Denver 76 59 | | | |
| 339 H Savannah St. 97 49 | 23 A South Dakota 98 105 | | | |
| 3 H Oregon 79 87 | 336 A Purdue Fort Wayne 85 52 | | | |
| 14 H Drake 80 71 | 234 A Western Ill. 93 84 | | | |
| 134 A Chattanooga 71 54 | 56 A Wyoming 70 77 | | | |

Non-Div I Games:

South Dakota St.

| | | | | | | | | | | | |
|------------------|----------|-------|-----------|-----------|----------------|-------------|---------------|-------------|------|----------|-----------|
| Average RPI | Win: | 202 | WON-LOST | WINNING | LAST 10 | STRENGTH OF | OPP. STRENGTH | TEAM | ADJ. | CONF. | ADJ CONF. |
| Average RPI | Loss: | 46 | RECORD | PCT. RANK | GAMES | SCHEDULE | OF SCHEDULE | RPI | RPI | RPI | RPI |
| DIV. I ONLY | | 10- 7 | | 119 | 5-5 | 169 | 18 | 139 | 139 | 9 | 9 |
| DIV. I NON-CONF. | | 9- 5 | | 105 | 0- 0 | 245 | 14 | 152 | 152 | 9 | 9 |
| ----- | | | | | | | | | | | |
| TOTALS | RPI 1-25 | | RPI 26-50 | | W-L RECORDS | RPI 51-100 | | RPI 101-150 | | RPI 150+ | |
| 10- 7 | 0- 2 | | 1- 2 | | OVERALL | 1- 2 | | 1- 1 | | 7- 0 | |
| 7- 1 | 0- 1 | | 0- 0 | | HOME | 0- 0 | | 1- 0 | | 6- 0 | |
| 2- 2 | 0- 1 | | 0- 0 | | AWAY | 1- 1 | | 0- 0 | | 1- 0 | |
| 1- 4 | 0- 0 | | 1- 2 | | NEUTRAL | 0- 1 | | 0- 1 | | 0- 0 | |
| 9- 5 | 0- 0 | | 1- 2 | | NON-CONFERENCE | 1- 2 | | 1- 1 | | 6- 0 | |
| 7- 0 | 0- 0 | | 0- 0 | | HOME | 0- 0 | | 1- 0 | | 6- 0 | |
| 1- 1 | 0- 0 | | 0- 0 | | AWAY | 1- 1 | | 0- 0 | | 0- 0 | |
| 1- 4 | 0- 0 | | 1- 2 | | NEUTRAL | 0- 1 | | 0- 1 | | 0- 0 | |
| 1- 2 | 0- 2 | | 0- 0 | | CONFERENCE | 0- 0 | | 0- 0 | | 1- 0 | |
| 0- 1 | 0- 1 | | 0- 0 | | HOME | 0- 0 | | 0- 0 | | 0- 0 | |
| 1- 1 | 0- 1 | | 0- 0 | | AWAY | 0- 0 | | 0- 0 | | 1- 0 | |
| 0- 0 | 0- 0 | | 0- 0 | | NEUTRAL | 0- 0 | | 0- 0 | | 0- 0 | |

| RPI 1-25 | | | | RPI 26-50 | | | | RPI 51-100 | | | | RPI 101+ Team's RPI: 139 | | | |
|---------------------------|---|-------------------|-------|-----------|---|----------------|-------|------------|---|-----------|--------|--------------------------|---|-------------------|--------|
| RPI | S | Opponent | Score | RPI | S | Opponent | Score | RPI | S | Opponent | Score | RPI | S | Opponent | Score |
| 6 | A | UConn | 46 63 | 27 | N | Kentucky | 63 85 | 60 | N | Creighton | 76 83 | 102 | N | Virginia | 67 74 |
| 16 | H | UCF | 49 62 | 40 | N | North Carolina | 69 71 | 70 | A | LSU | 49 78 | 144 | H | Oklahoma | 87 70 |
| | | | | 41 | N | UCLA | 60 56 | 86 | A | Ohio St. | 71 47 | 175 | H | Grambling | 67 50 |
| | | | | | | | | | | | | 185 | H | George Washington | 63 30 |
| | | | | | | | | | | | | 248 | H | Bethune-Cookman | 88 39 |
| | | | | | | | | | | | | 250 | A | Temple | 63 53 |
| | | | | | | | | | | | | 288 | H | Albany (NY) | 74 37 |
| | | | | | | | | | | | | 293 | H | Vermont | 102 55 |
| | | | | | | | | | | | | 313 | H | New Hampshire | 79 36 |
| ----- | | | | | | | | | | | | | | | |
| LAST 12 Division I GAMES: | | | | | | | | | | | | | | | |
| 6 | A | UConn | 46 63 | 16 | H | UCF | 49 62 | 250 | A | Temple | 63 53 | 70 | A | LSU | 49 78 |
| 175 | H | Grambling | 67 50 | 60 | N | Creighton | 76 83 | 102 | N | Virginia | 67 74 | 60 | N | Creighton | 76 83 |
| 185 | H | George Washington | 63 30 | 40 | N | North Carolina | 69 71 | 293 | H | Vermont | 102 55 | | | | |
| 313 | H | New Hampshire | 79 36 | | | | | | | | | | | | |

Non-Div I Games:

South Fla.

| | | | | | | | | | | |
|-------------------|----------|-----------|----------------|------------|-------------|---------------|------|------|-------|-----------|
| Average RPI Win: | 284 | WON-LOST | WINNING | LAST 10 | STRENGTH OF | OPP. STRENGTH | TEAM | ADJ. | CONF. | ADJ CONF. |
| Average RPI Loss: | 170 | RECORD | PCT. RANK | GAMES | SCHEDULE | OF SCHEDULE | RPI | RPI | RPI | RPI |
| DIV. I ONLY | 5- 9 | 244 | 5-5 | 172 | 338 | 224 | 224 | 22 | 22 | |
| DIV. I NON-CONF. | 3- 6 | 241 | 0- 0 | 155 | 314 | 212 | 212 | 21 | 21 | |
| ----- | | | | | | | | | | |
| TOTALS | RPI 1-25 | RPI 26-50 | W-L RECORDS | RPI 51-100 | RPI 101-150 | RPI 150+ | | | | |
| 5- 9 | 0- 1 | 0- 0 | OVERALL | 0- 0 | 0- 2 | 5- 6 | | | | |
| 2- 3 | 0- 0 | 0- 0 | HOME | 0- 0 | 0- 2 | 2- 1 | | | | |
| 3- 5 | 0- 1 | 0- 0 | AWAY | 0- 0 | 0- 0 | 3- 4 | | | | |
| 0- 1 | 0- 0 | 0- 0 | NEUTRAL | 0- 0 | 0- 0 | 0- 1 | | | | |
| 3- 6 | 0- 1 | 0- 0 | NON-CONFERENCE | 0- 0 | 0- 1 | 3- 4 | | | | |
| 1- 1 | 0- 0 | 0- 0 | HOME | 0- 0 | 0- 1 | 1- 0 | | | | |
| 2- 4 | 0- 1 | 0- 0 | AWAY | 0- 0 | 0- 0 | 2- 3 | | | | |
| 0- 1 | 0- 0 | 0- 0 | NEUTRAL | 0- 0 | 0- 0 | 0- 1 | | | | |
| 2- 3 | 0- 0 | 0- 0 | CONFERENCE | 0- 0 | 0- 1 | 2- 2 | | | | |
| 1- 2 | 0- 0 | 0- 0 | HOME | 0- 0 | 0- 1 | 1- 1 | | | | |
| 1- 1 | 0- 0 | 0- 0 | AWAY | 0- 0 | 0- 0 | 1- 1 | | | | |
| 0- 0 | 0- 0 | 0- 0 | NEUTRAL | 0- 0 | 0- 0 | 0- 0 | | | | |

| RPI 1-25 | | | | RPI 26-50 | | | | RPI 51-100 | | | | RPI 101+ Team's RPI: 224 | | | |
|---------------------------|---|-----------------|-------|-----------|---|--------------|-------|------------|---|-------------|-------|--------------------------|---|---------------|-------|
| RPI | S | Opponent | Score | RPI | S | Opponent | Score | RPI | S | Opponent | Score | RPI | S | Opponent | Score |
| 9 | A | Mississippi St. | 53 88 | | | | | | | | | 141 | H | UT Martin | 73 80 |
| | | | | | | | | | | | | 149 | H | Indiana St. | 51 62 |
| | | | | | | | | | | | | 161 | N | North Ala. | 67 80 |
| | | | | | | | | | | | | 167 | A | Southern Ill. | 40 60 |
| | | | | | | | | | | | | 177 | A | Bradley | 79 85 |
| | | | | | | | | | | | | 180 | A | Morehead St. | 54 82 |
| | | | | | | | | | | | | 204 | A | SIUE | 62 52 |
| | | | | | | | | | | | | 234 | H | Western Ill. | 81 71 |
| | | | | | | | | | | | | 270 | H | Murray St. | 59 64 |
| | | | | | | | | | | | | 273 | A | Memphis | 57 69 |
| | | | | | | | | | | | | 306 | A | NJIT | 68 58 |
| | | | | | | | | | | | | 333 | H | Austin Peay | 64 54 |
| | | | | | | | | | | | | 345 | A | Evansville | 54 50 |
| ----- | | | | | | | | | | | | | | | |
| LAST 12 Division I GAMES: | | | | | | | | | | | | | | | |
| 180 | A | Morehead St. | 54 82 | 270 | H | Murray St. | 59 64 | 333 | H | Austin Peay | 64 54 | 141 | H | UT Martin | 73 80 |
| 149 | H | Indiana St. | 51 62 | 306 | A | NJIT | 68 58 | 204 | A | SIUE | 62 52 | 167 | A | Southern Ill. | 40 60 |
| 161 | N | North Ala. | 67 80 | 234 | H | Western Ill. | 81 71 | 273 | A | Memphis | 57 69 | 345 | A | Evansville | 54 50 |

Non-Div I Games: Ill.-Springfield 82 46 Harris-Stowe 80 65

Southeast Mo. St.

| | | | | | | | | | | |
|-------------------|----------|-----------|----------------|------------|-------------|---------------|------|------|-------|-----------|
| Average RPI Win: | 286 | WON-LOST | WINNING | LAST 10 | STRENGTH OF | OPP. STRENGTH | TEAM | ADJ. | CONF. | ADJ CONF. |
| Average RPI Loss: | 132 | RECORD | PCT. RANK | GAMES | SCHEDULE | OF SCHEDULE | RPI | RPI | RPI | RPI |
| DIV. I ONLY | 6- 7 | 202 | 3-7 | 243 | 276 | 201 | 201 | 25 | 25 | |
| DIV. I NON-CONF. | 4- 5 | 190 | 0- 0 | 298 | 282 | 224 | 224 | 22 | 22 | |
| ----- | | | | | | | | | | |
| TOTALS | RPI 1-25 | RPI 26-50 | W-L RECORDS | RPI 51-100 | RPI 101-150 | RPI 150+ | | | | |
| 6- 7 | 0- 0 | 0- 0 | OVERALL | 0- 4 | 0- 0 | 6- 3 | | | | |
| 3- 2 | 0- 0 | 0- 0 | HOME | 0- 1 | 0- 0 | 3- 1 | | | | |
| 3- 5 | 0- 0 | 0- 0 | AWAY | 0- 3 | 0- 0 | 3- 2 | | | | |
| 0- 0 | 0- 0 | 0- 0 | NEUTRAL | 0- 0 | 0- 0 | 0- 0 | | | | |
| 4- 5 | 0- 0 | 0- 0 | NON-CONFERENCE | 0- 2 | 0- 0 | 4- 3 | | | | |
| 1- 1 | 0- 0 | 0- 0 | HOME | 0- 0 | 0- 0 | 1- 1 | | | | |
| 3- 4 | 0- 0 | 0- 0 | AWAY | 0- 2 | 0- 0 | 3- 2 | | | | |
| 0- 0 | 0- 0 | 0- 0 | NEUTRAL | 0- 0 | 0- 0 | 0- 0 | | | | |
| 2- 2 | 0- 0 | 0- 0 | CONFERENCE | 0- 2 | 0- 0 | 2- 0 | | | | |
| 2- 1 | 0- 0 | 0- 0 | HOME | 0- 1 | 0- 0 | 2- 0 | | | | |
| 0- 1 | 0- 0 | 0- 0 | AWAY | 0- 1 | 0- 0 | 0- 0 | | | | |
| 0- 0 | 0- 0 | 0- 0 | NEUTRAL | 0- 0 | 0- 0 | 0- 0 | | | | |

| RPI 1-25 | | | | RPI 26-50 | | | | RPI 51-100 | | | | RPI 101+ | | | | Team's RPI: 201 |
|---------------------------|---|----------|-------|-----------|---|----------|-------|------------|---|------------------|-------|----------|---|-------------------|-------|-----------------|
| RPI | S | Opponent | Score | RPI | S | Opponent | Score | RPI | S | Opponent | Score | RPI | S | Opponent | Score | |
| | | | | | | | | 63 | A | Lamar University | 54 94 | 151 | A | Louisiana Tech | 53 72 | |
| | | | | | | | | 70 | A | LSU | 52 72 | 169 | H | Abilene Christian | 74 71 | |
| | | | | | | | | 74 | H | SFA | 51 62 | 211 | H | Southern Miss. | 52 59 | |
| | | | | | | | | 97 | A | Alabama | 40 88 | 230 | A | SMU | 63 62 | |
| | | | | | | | | | | | | 258 | A | Alabama A&M | 48 51 | |
| | | | | | | | | | | | | 312 | H | La.-Monroe | 49 42 | |
| | | | | | | | | | | | | 324 | H | Central Ark. | 62 53 | |
| | | | | | | | | | | | | 332 | A | Jackson St. | 50 45 | |
| | | | | | | | | | | | | 350 | A | Alcorn | 77 59 | |
| ----- | | | | | | | | | | | | | | | | |
| LAST 12 Division I GAMES: | | | | | | | | | | | | | | | | |
| | | | | | | | | 63 | A | Lamar University | 54 94 | 169 | H | Abilene Christian | 74 71 | |
| | | | | | | | | 258 | A | Alabama A&M | 48 51 | 324 | H | Central Ark. | 62 53 | |
| | | | | | | | | 151 | A | Louisiana Tech | 53 72 | 74 | H | SFA | 51 62 | |
| | | | | | | | | 332 | A | Jackson St. | 50 45 | 70 | A | LSU | 52 72 | |
| | | | | | | | | 230 | A | SMU | 63 62 | 211 | H | Southern Miss. | 52 59 | |
| | | | | | | | | 350 | A | Alcorn | 77 59 | 312 | H | La.-Monroe | 49 42 | |

Non-Div I Games: Mobile 70 57 Xavier (LA) 47 59

Southeastern La.

| | | | | | | | | | | |
|-------------------|----------|-----------|----------------|------------|-------------|---------------|------|------|-------|-----------|
| Average RPI Win: | 188 | WON-LOST | WINNING | LAST 10 | STRENGTH OF | OPP. STRENGTH | TEAM | ADJ. | CONF. | ADJ CONF. |
| Average RPI Loss: | 24 | RECORD | PCT. RANK | GAMES | SCHEDULE | OF SCHEDULE | RPI | RPI | RPI | RPI |
| DIV. I ONLY | 10- 6 | 99 | 4-6 | 44 | 55 | 52 | 52 | 2 | 2 | |
| DIV. I NON-CONF. | 10- 1 | 19 | 0- 0 | 162 | 158 | 30 | 30 | 2 | 2 | |
| ----- | | | | | | | | | | |
| TOTALS | RPI 1-25 | RPI 26-50 | W-L RECORDS | RPI 51-100 | RPI 101-150 | RPI 150+ | | | | |
| 10- 6 | 0- 2 | 0- 4 | OVERALL | 0- 0 | 2- 0 | 8- 0 | | | | |
| 5- 3 | 0- 1 | 0- 2 | HOME | 0- 0 | 1- 0 | 4- 0 | | | | |
| 4- 3 | 0- 1 | 0- 2 | AWAY | 0- 0 | 1- 0 | 3- 0 | | | | |
| 1- 0 | 0- 0 | 0- 0 | NEUTRAL | 0- 0 | 0- 0 | 1- 0 | | | | |
| 10- 1 | 0- 0 | 0- 1 | NON-CONFERENCE | 0- 0 | 2- 0 | 8- 0 | | | | |
| 5- 0 | 0- 0 | 0- 0 | HOME | 0- 0 | 1- 0 | 4- 0 | | | | |
| 4- 1 | 0- 0 | 0- 1 | AWAY | 0- 0 | 1- 0 | 3- 0 | | | | |
| 1- 0 | 0- 0 | 0- 0 | NEUTRAL | 0- 0 | 0- 0 | 1- 0 | | | | |
| 0- 5 | 0- 2 | 0- 3 | CONFERENCE | 0- 0 | 0- 0 | 0- 0 | | | | |
| 0- 3 | 0- 1 | 0- 2 | HOME | 0- 0 | 0- 0 | 0- 0 | | | | |
| 0- 2 | 0- 1 | 0- 1 | AWAY | 0- 0 | 0- 0 | 0- 0 | | | | |
| 0- 0 | 0- 0 | 0- 0 | NEUTRAL | 0- 0 | 0- 0 | 0- 0 | | | | |

| RPI | S | Opponent | Score | RPI | S | Opponent | Score | RPI | S | Opponent | Score | RPI | S | Opponent | Score |
|------------------------------|---|------------|-------|-----|---|---------------|-------|-----|---|----------------|-------|-----|---|------------------|-------|
| 3 | H | Oregon | 53 93 | 28 | A | Cal i forni a | 59 66 | 105 | H | Fresno St. | 62 61 | 116 | A | UT Arlington | 73 61 |
| 4 | A | Stanford | 64 72 | 31 | H | Oregon St. | 52 76 | 153 | N | Utah St. | 55 46 | 156 | H | CSUN | 58 42 |
| | | | | 36 | A | Texas A&M | 51 71 | 166 | H | Santa Clara | 77 46 | 181 | H | UC Ri versi de | 73 55 |
| | | | | 41 | H | UCLA | 65 72 | 220 | A | Long Beach St. | 86 50 | 239 | A | UNLV | 86 72 |
| | | | | | | | | 240 | A | Nevada | 72 51 | 304 | H | UC Santa Barbara | 82 39 |
| ----- | | | | | | | | | | | | | | | |
| LAST 12 Di vi si on I GAMES: | | | | | | | | | | | | | | | |
| 31 | H | Oregon St. | 52 76 | 3 | H | Oregon | 53 93 | 28 | A | Cal i forni a | 59 66 | 4 | A | Stanford | 64 72 |
| 156 | H | CSUN | 58 42 | 4 | A | Stanford | 64 72 | 41 | H | UCLA | 65 72 | 116 | A | UT Arlington | 73 61 |
| 239 | A | UNLV | 86 72 | 116 | A | UT Arlington | 73 61 | 36 | A | Texas A&M | 51 71 | | | | |
| 105 | H | Fresno St. | 62 61 | | | | | | | | | | | | |
| 240 | A | Nevada | 72 51 | | | | | | | | | | | | |
| 153 | N | Utah St. | 55 46 | | | | | | | | | | | | |

Non-Di v I Games:

Southern Cal i forni a

| | | | | | | | | | | |
|-------------------|----------|-----------|----------------|------------|-------------|---------------|------|------|-------|-----------|
| Average RPI Win: | 205 | WON-LOST | WINNING | LAST 10 | STRENGTH OF | OPP. STRENGTH | TEAM | ADJ. | CONF. | ADJ CONF. |
| Average RPI Loss: | 129 | RECORD | PCT. RANK | GAMES | SCHEDULE | OF SCHEDULE | RPI | RPI | RPI | RPI |
| DIV. I ONLY | 8- 7 | 150 | 5-5 | 178 | 169 | 167 | 167 | 13 | 13 | |
| DIV. I NON-CONF. | 7- 4 | 109 | 0- 0 | 135 | 140 | 88 | 88 | 14 | 14 | |
| ----- | | | | | | | | | | |
| TOTALS | RPI 1-25 | RPI 26-50 | W-L RECORDS | RPI 51-100 | RPI 101-150 | RPI 150+ | | | | |
| 8- 7 | 0- 1 | 0- 0 | OVERALL | 1- 0 | 2- 4 | 5- 2 | | | | |
| 6- 1 | 0- 0 | 0- 0 | HOME | 0- 0 | 2- 1 | 4- 0 | | | | |
| 1- 5 | 0- 0 | 0- 0 | AWAY | 0- 0 | 0- 3 | 1- 2 | | | | |
| 1- 1 | 0- 1 | 0- 0 | NEUTRAL | 1- 0 | 0- 0 | 0- 0 | | | | |
| 7- 4 | 0- 1 | 0- 0 | NON-CONFERENCE | 1- 0 | 2- 2 | 4- 1 | | | | |
| 5- 0 | 0- 0 | 0- 0 | HOME | 0- 0 | 2- 0 | 3- 0 | | | | |
| 1- 3 | 0- 0 | 0- 0 | AWAY | 0- 0 | 0- 2 | 1- 1 | | | | |
| 1- 1 | 0- 1 | 0- 0 | NEUTRAL | 1- 0 | 0- 0 | 0- 0 | | | | |
| 1- 3 | 0- 0 | 0- 0 | CONFERENCE | 0- 0 | 0- 2 | 1- 1 | | | | |
| 1- 1 | 0- 0 | 0- 0 | HOME | 0- 0 | 0- 1 | 1- 0 | | | | |
| 0- 2 | 0- 0 | 0- 0 | AWAY | 0- 0 | 0- 1 | 0- 1 | | | | |
| 0- 0 | 0- 0 | 0- 0 | NEUTRAL | 0- 0 | 0- 0 | 0- 0 | | | | |

| RPI 1-25 | | | | RPI 26-50 | | | | RPI 51-100 | | | | RPI 101+ | | | | Team's RPI: 167 |
|---------------------------|---|---------------|-------|-----------|---|--------------|-------|------------|---|----------|-------|----------|---|-------------------|-------|-----------------|
| RPI | S | Opponent | Score | RPI | S | Opponent | Score | RPI | S | Opponent | Score | RPI | S | Opponent | Score | |
| 15 | N | Arizona St. | 38 82 | | | | | 92 | N | Hartford | 72 50 | 104 | H | Northern Ill. | 82 73 | |
| | | | | | | | | | | | | 106 | A | Western Ky. | 76 83 | |
| | | | | | | | | | | | | 110 | A | Missouri St. | 51 66 | |
| | | | | | | | | | | | | 140 | H | IUPUI | 78 73 | |
| | | | | | | | | | | | | 141 | A | UT Martin | 94 95 | |
| | | | | | | | | | | | | 149 | H | Indiana St. | 58 61 | |
| | | | | | | | | | | | | 172 | A | Illinois St. | 52 60 | |
| | | | | | | | | | | | | 212 | A | Saint Louis | 58 62 | |
| | | | | | | | | | | | | 216 | H | Eastern Ill. | 73 59 | |
| | | | | | | | | | | | | 224 | H | Southeast Mo. St. | 60 40 | |
| | | | | | | | | | | | | 246 | H | Marshall | 58 49 | |
| | | | | | | | | | | | | 270 | A | Murray St. | 65 59 | |
| | | | | | | | | | | | | 345 | H | Evansville | 67 47 | |
| LAST 12 Division I GAMES: | | | | | | | | | | | | | | | | |
| 172 | A | Illinois St. | 52 60 | 110 | A | Missouri St. | 51 66 | | | | | | | | | |
| 104 | H | Northern Ill. | 82 73 | 149 | H | Indiana St. | 58 61 | | | | | | | | | |
| 212 | A | Saint Louis | 58 62 | 345 | H | Evansville | 67 47 | | | | | | | | | |
| 15 | N | Arizona St. | 38 82 | 140 | H | IUPUI | 78 73 | | | | | | | | | |
| 92 | N | Hartford | 72 50 | 270 | A | Murray St. | 65 59 | | | | | | | | | |
| 106 | A | Western Ky. | 76 83 | 216 | H | Eastern Ill. | 73 59 | | | | | | | | | |

Non-Div I Games:

Southern Ill.

| | | | | | | | | | | |
|-------------------|----------|-----------|----------------|------------|-------------|---------------|------|------|-------|-----------|
| Average RPI Win: | 246 | WON-LOST | WINNING | LAST 10 | STRENGTH OF | OPP. STRENGTH | TEAM | ADJ. | CONF. | ADJ CONF. |
| Average RPI Loss: | 126 | RECORD | PCT. RANK | GAMES | SCHEDULE | OF SCHEDULE | RPI | RPI | RPI | RPI |
| DIV. I ONLY | 7- 9 | 208 | 4-6 | 124 | 295 | 211 | 211 | 16 | 16 | |
| DIV. I NON-CONF. | 6- 5 | 143 | 0- 0 | 266 | 256 | 242 | 242 | 19 | 19 | |
| ----- | | | | | | | | | | |
| TOTALS | RPI 1-25 | RPI 26-50 | W-L RECORDS | RPI 51-100 | RPI 101-150 | RPI 150+ | | | | |
| 7- 9 | 0- 1 | 0- 0 | OVERALL | 0- 2 | 0- 2 | 7- 4 | | | | |
| 6- 5 | 0- 1 | 0- 0 | HOME | 0- 0 | 0- 2 | 6- 2 | | | | |
| 1- 4 | 0- 0 | 0- 0 | AWAY | 0- 2 | 0- 0 | 1- 2 | | | | |
| 0- 0 | 0- 0 | 0- 0 | NEUTRAL | 0- 0 | 0- 0 | 0- 0 | | | | |
| 6- 5 | 0- 1 | 0- 0 | NON-CONFERENCE | 0- 1 | 0- 1 | 6- 2 | | | | |
| 5- 3 | 0- 1 | 0- 0 | HOME | 0- 0 | 0- 1 | 5- 1 | | | | |
| 1- 2 | 0- 0 | 0- 0 | AWAY | 0- 1 | 0- 0 | 1- 1 | | | | |
| 0- 0 | 0- 0 | 0- 0 | NEUTRAL | 0- 0 | 0- 0 | 0- 0 | | | | |
| 1- 4 | 0- 0 | 0- 0 | CONFERENCE | 0- 1 | 0- 1 | 1- 2 | | | | |
| 1- 2 | 0- 0 | 0- 0 | HOME | 0- 0 | 0- 1 | 1- 1 | | | | |
| 0- 2 | 0- 0 | 0- 0 | AWAY | 0- 1 | 0- 0 | 0- 1 | | | | |
| 0- 0 | 0- 0 | 0- 0 | NEUTRAL | 0- 0 | 0- 0 | 0- 0 | | | | |

| RPI 1-25 | | | | RPI 26-50 | | | | RPI 51-100 | | | | RPI 101+ | | | | Team's RPI: 211 |
|---------------------------|---|------------------|-------|-----------|---|------------------|-------|------------|---|--------------|-------|----------|---|------------------|-------|-----------------|
| RPI | S | Opponent | Score | RPI | S | Opponent | Score | RPI | S | Opponent | Score | RPI | S | Opponent | Score | |
| 9 | H | Mississippi St. | 42 86 | | | | | 64 | A | Middle Tenn. | 49 66 | 117 | H | Rice | 47 58 | |
| | | | | | | | | 82 | A | Tulane | 54 71 | 121 | H | Houston | 44 61 | |
| | | | | | | | | | | | | 152 | A | South Alabama | 68 77 | |
| | | | | | | | | | | | | 157 | H | Charlotte | 65 54 | |
| | | | | | | | | | | | | 164 | A | UAB | 60 71 | |
| | | | | | | | | | | | | 175 | H | Grambling | 68 47 | |
| | | | | | | | | | | | | 199 | H | North Texas | 48 62 | |
| | | | | | | | | | | | | 201 | A | Southeastern La. | 59 52 | |
| | | | | | | | | | | | | 227 | H | Sam Houston St. | 61 65 | |
| | | | | | | | | | | | | 243 | H | Samford | 76 40 | |
| | | | | | | | | | | | | 271 | H | Mississippi Val. | 67 60 | |
| | | | | | | | | | | | | 325 | H | Northwestern St. | 69 54 | |
| | | | | | | | | | | | | 350 | H | Alcorn | 66 47 | |
| ----- | | | | | | | | | | | | | | | | |
| LAST 12 Division I GAMES: | | | | | | | | | | | | | | | | |
| 157 | H | Charlotte | 65 54 | 164 | A | UAB | 60 71 | | | | | | | | | |
| 9 | H | Mississippi St. | 42 86 | 64 | A | Middle Tenn. | 49 66 | | | | | | | | | |
| 350 | H | Alcorn | 66 47 | 199 | H | North Texas | 48 62 | | | | | | | | | |
| 82 | A | Tulane | 54 71 | 117 | H | Rice | 47 58 | | | | | | | | | |
| 325 | H | Northwestern St. | 69 54 | 121 | H | Houston | 44 61 | | | | | | | | | |
| 227 | H | Sam Houston St. | 61 65 | 201 | A | Southeastern La. | 59 52 | | | | | | | | | |

Non-Div I Games: William Carey 74 48 Blue Mountain (MS) 84 38

Southern Miss.

| | | | | | | | | | | |
|------------------|----------|-----------|----------------|------------|-------------|---------------|------|------|-------|-----------|
| Average RPI | Win: 244 | WON-LOST | WINNING | LAST 10 | STRENGTH OF | OPP. STRENGTH | TEAM | ADJ. | CONF. | ADJ CONF. |
| Average RPI | Loss: 84 | RECORD | PCT. RANK | GAMES | SCHEDULE | OF SCHEDULE | RPI | RPI | RPI | RPI |
| DIV. I ONLY | 3- 8 | 281 | 4-6 | 61 | 88 | 170 | 170 | 29 | 29 | |
| DIV. I NON-CONF. | 0- 7 | 336 | 0- 0 | 2 | 25 | 172 | 172 | 26 | 26 | |
| ----- | | | | | | | | | | |
| TOTALS | RPI 1-25 | RPI 26-50 | W-L RECORDS | RPI 51-100 | RPI 101-150 | RPI 150+ | | | | |
| 3- 8 | 0- 2 | 0- 1 | OVERALL | 0- 2 | 0- 1 | 3- 2 | | | | |
| 1- 2 | 0- 0 | 0- 0 | HOME | 0- 0 | 0- 0 | 1- 2 | | | | |
| 2- 6 | 0- 2 | 0- 1 | AWAY | 0- 2 | 0- 1 | 2- 0 | | | | |
| 0- 0 | 0- 0 | 0- 0 | NEUTRAL | 0- 0 | 0- 0 | 0- 0 | | | | |
| 0- 7 | 0- 2 | 0- 1 | NON-CONFERENCE | 0- 2 | 0- 1 | 0- 1 | | | | |
| 0- 1 | 0- 0 | 0- 0 | HOME | 0- 0 | 0- 0 | 0- 1 | | | | |
| 0- 6 | 0- 2 | 0- 1 | AWAY | 0- 2 | 0- 1 | 0- 0 | | | | |
| 0- 0 | 0- 0 | 0- 0 | NEUTRAL | 0- 0 | 0- 0 | 0- 0 | | | | |
| 3- 1 | 0- 0 | 0- 0 | CONFERENCE | 0- 0 | 0- 0 | 3- 1 | | | | |
| 1- 1 | 0- 0 | 0- 0 | HOME | 0- 0 | 0- 0 | 1- 1 | | | | |
| 2- 0 | 0- 0 | 0- 0 | AWAY | 0- 0 | 0- 0 | 2- 0 | | | | |
| 0- 0 | 0- 0 | 0- 0 | NEUTRAL | 0- 0 | 0- 0 | 0- 0 | | | | |

| RPI 1-25 | | | | RPI 26-50 | | | | RPI 51-100 | | | | RPI 101+ Team's RPI: 170 | | | |
|---------------------------|---|---------------|-------|-----------|---|----------------|-------|------------|---|----------|-------|--------------------------|---|----------------|-------|
| RPI | S | Opponent | Score | RPI | S | Opponent | Score | RPI | S | Opponent | Score | RPI | S | Opponent | Score |
| 2 | A | Baylor | 49 94 | 27 | A | Kentucky | 41 91 | 66 | A | TCU | 40 69 | 146 | A | Texas Tech | 58 76 |
| 15 | A | Arizona St. | 47 69 | | | | | 67 | A | Michigan | 35 76 | 152 | H | South Alabama | 49 53 |
| | | | | | | | | | | | | 175 | A | Grambling | 86 81 |
| | | | | | | | | | | | | 195 | H | Prairie View | 54 55 |
| | | | | | | | | | | | | 225 | H | Texas Southern | 63 61 |
| | | | | | | | | | | | | 332 | A | Jackson St. | 76 74 |
| LAST 12 Division I GAMES: | | | | | | | | | | | | | | | |
| 332 | A | Jackson St. | 76 74 | 175 | A | Grambling | 86 81 | | | | | | | | |
| 15 | A | Arizona St. | 47 69 | 225 | H | Texas Southern | 63 61 | | | | | | | | |
| 152 | H | South Alabama | 49 53 | 195 | H | Prairie View | 54 55 | | | | | | | | |
| 2 | A | Baylor | 49 94 | 67 | A | Michigan | 35 76 | | | | | | | | |
| 27 | A | Kentucky | 41 91 | 146 | A | Texas Tech | 58 76 | | | | | | | | |
| | | | | 66 | A | TCU | 40 69 | | | | | | | | |

Non-Div I Games: Dillard 61 63 Wiley 89 58 Louisiana Col. 77 53 Millsaps 71 36 Southern U.

| | | | | | | | | | | |
|-------------------|----------|-----------|----------------|------------|-------------|---------------|------|------|-------|-----------|
| Average RPI Win: | 206 | WON-LOST | WINNING | LAST 10 | STRENGTH OF | OPP. STRENGTH | TEAM | ADJ. | CONF. | ADJ CONF. |
| Average RPI Loss: | 136 | RECORD | PCT. RANK | GAMES | SCHEDULE | OF SCHEDULE | RPI | RPI | RPI | RPI |
| DIV. I ONLY | 5- 10 | 250 | 3-7 | 75 | 255 | 189 | 189 | 14 | 14 | |
| DIV. I NON-CONF. | 3- 6 | 241 | 0- 1 | 37 | 269 | 189 | 189 | 10 | 10 | |
| ----- | | | | | | | | | | |
| TOTALS | RPI 1-25 | RPI 26-50 | W-L RECORDS | RPI 51-100 | RPI 101-150 | RPI 150+ | | | | |
| 5- 10 | 1- 0 | 0- 0 | OVERALL | 0- 1 | 0- 5 | 4- 4 | | | | |
| 4- 2 | 1- 0 | 0- 0 | HOME | 0- 0 | 0- 1 | 3- 1 | | | | |
| 1- 8 | 0- 0 | 0- 0 | AWAY | 0- 1 | 0- 4 | 1- 3 | | | | |
| 0- 0 | 0- 0 | 0- 0 | NEUTRAL | 0- 0 | 0- 0 | 0- 0 | | | | |
| 3- 6 | 1- 0 | 0- 0 | NON-CONFERENCE | 0- 1 | 0- 2 | 2- 3 | | | | |
| 3- 1 | 1- 0 | 0- 0 | HOME | 0- 0 | 0- 0 | 2- 1 | | | | |
| 0- 5 | 0- 0 | 0- 0 | AWAY | 0- 1 | 0- 2 | 0- 2 | | | | |
| 0- 0 | 0- 0 | 0- 0 | NEUTRAL | 0- 0 | 0- 0 | 0- 0 | | | | |
| 2- 4 | 0- 0 | 0- 0 | CONFERENCE | 0- 0 | 0- 3 | 2- 1 | | | | |
| 1- 1 | 0- 0 | 0- 0 | HOME | 0- 0 | 0- 1 | 1- 0 | | | | |
| 1- 3 | 0- 0 | 0- 0 | AWAY | 0- 0 | 0- 2 | 1- 1 | | | | |
| 0- 0 | 0- 0 | 0- 0 | NEUTRAL | 0- 0 | 0- 0 | 0- 0 | | | | |

| RPI 1-25 | | | | RPI 26-50 | | | | RPI 51-100 | | | | RPI 101+ | | | | Team's RPI: 189 |
|---------------------------|---|--------------|-------|-----------|---|----------------|-------|------------|---|-----------|-------|----------|---|----------------|-------|-----------------|
| RPI | S | Opponent | Score | RPI | S | Opponent | Score | RPI | S | Opponent | Score | RPI | S | Opponent | Score | |
| 19 | H | BYU | 67 64 | | | | | 68 | A | Boise St. | 53 88 | 107 | H | Idaho St. | 57 69 | |
| | | | | | | | | | | | | 114 | A | Montana St. | 64 69 | |
| | | | | | | | | | | | | 123 | A | UC Davis | 45 68 | |
| | | | | | | | | | | | | 143 | A | Portland St. | 49 63 | |
| | | | | | | | | | | | | 145 | A | UC Irvine | 58 75 | |
| | | | | | | | | | | | | 154 | A | Montana | 57 79 | |
| | | | | | | | | | | | | 163 | H | Denver | 70 71 | |
| | | | | | | | | | | | | 165 | A | Oral Roberts | 59 64 | |
| | | | | | | | | | | | | 181 | A | UC Riverside | 50 56 | |
| | | | | | | | | | | | | 217 | H | Utah Valley | 60 59 | |
| | | | | | | | | | | | | 241 | H | San Diego | 69 59 | |
| | | | | | | | | | | | | 254 | A | Northern Ariz. | 82 76 | |
| | | | | | | | | | | | | 297 | H | Weber St. | 84 79 | |
| ----- | | | | | | | | | | | | | | | | |
| LAST 12 Division I GAMES: | | | | | | | | | | | | | | | | |
| 181 | A | UC Riverside | 50 56 | 254 | A | Northern Ariz. | 82 76 | | | | | | | | | |
| 143 | A | Portland St. | 49 63 | 297 | H | Weber St. | 84 79 | | | | | | | | | |
| 163 | H | Denver | 70 71 | 107 | H | Idaho St. | 57 69 | | | | | | | | | |
| 217 | H | Utah Valley | 60 59 | 154 | A | Montana | 57 79 | | | | | | | | | |
| 165 | A | Oral Roberts | 59 64 | 114 | A | Montana St. | 64 69 | | | | | | | | | |
| 19 | H | BYU | 67 64 | 68 | A | Boise St. | 53 88 | | | | | | | | | |

Non-Div I Games:

Southern Utah

| | | | | | | | | | | |
|-------------------|----------|-----------|----------------|------------|-------------|---------------|------|------|-------|-----------|
| Average RPI Win: | 255 | WON-LOST | WINNING | LAST 10 | STRENGTH OF | OPP. STRENGTH | TEAM | ADJ. | CONF. | ADJ CONF. |
| Average RPI Loss: | 131 | RECORD | PCT. RANK | GAMES | SCHEDULE | OF SCHEDULE | RPI | RPI | RPI | RPI |
| DIV. I ONLY | 4- 13 | 297 | 2-8 | 92 | 217 | 226 | 226 | 17 | 17 | |
| DIV. I NON-CONF. | 3- 10 | 278 | 0- 0 | 65 | 241 | 222 | 222 | 18 | 18 | |
| ----- | | | | | | | | | | |
| TOTALS | RPI 1-25 | RPI 26-50 | W-L RECORDS | RPI 51-100 | RPI 101-150 | RPI 150+ | | | | |
| 4- 13 | 0- 0 | 0- 3 | OVERALL | 0- 2 | 0- 3 | 4- 5 | | | | |
| 2- 5 | 0- 0 | 0- 1 | HOME | 0- 1 | 0- 2 | 2- 1 | | | | |
| 2- 7 | 0- 0 | 0- 1 | AWAY | 0- 1 | 0- 1 | 2- 4 | | | | |
| 0- 1 | 0- 0 | 0- 1 | NEUTRAL | 0- 0 | 0- 0 | 0- 0 | | | | |
| 3- 10 | 0- 0 | 0- 3 | NON-CONFERENCE | 0- 2 | 0- 1 | 3- 4 | | | | |
| 2- 3 | 0- 0 | 0- 1 | HOME | 0- 1 | 0- 0 | 2- 1 | | | | |
| 1- 6 | 0- 0 | 0- 1 | AWAY | 0- 1 | 0- 1 | 1- 3 | | | | |
| 0- 1 | 0- 0 | 0- 1 | NEUTRAL | 0- 0 | 0- 0 | 0- 0 | | | | |
| 1- 3 | 0- 0 | 0- 0 | CONFERENCE | 0- 0 | 0- 2 | 1- 1 | | | | |
| 0- 2 | 0- 0 | 0- 0 | HOME | 0- 0 | 0- 2 | 0- 0 | | | | |
| 1- 1 | 0- 0 | 0- 0 | AWAY | 0- 0 | 0- 0 | 1- 1 | | | | |
| 0- 0 | 0- 0 | 0- 0 | NEUTRAL | 0- 0 | 0- 0 | 0- 0 | | | | |

| RPI 1-25 | | | | RPI 26-50 | | | | RPI 51-100 | | | | RPI 101+ | | | | Team's RPI : 226 | |
|---------------------------|---|----------|-------|-----------|---|----------------|-------|------------|---|--------------|-------|----------|---|----------------|--------|------------------|--|
| RPI | S | Opponent | Score | RPI | S | Opponent | Score | RPI | S | Opponent | Score | RPI | S | Opponent | Score | | |
| | | | | 35 | A | Buffal o | 43 90 | 62 | H | Kent St. | 64 76 | 103 | H | Dayton | 49 62 | | |
| | | | | 42 | N | Ohi o | 53 70 | 95 | A | Georgi a | 40 67 | 111 | A | Penn St. | 65 80 | | |
| | | | | 50 | H | Bucknel I | 46 77 | | | | | 138 | H | Duquesne | 54 60 | | |
| | | | | | | | | | | | | 163 | A | Denver | 62 76 | | |
| | | | | | | | | | | | | 176 | A | Akron | 58 67 | | |
| | | | | | | | | | | | | 190 | A | Cornel I | 44 58 | | |
| | | | | | | | | | | | | 214 | A | George Mason | 68 57 | | |
| | | | | | | | | | | | | 235 | A | Niagara | 76 48 | | |
| | | | | | | | | | | | | 256 | H | Hofstra | 59 67 | | |
| | | | | | | | | | | | | 275 | H | Siena | 74 58 | | |
| | | | | | | | | | | | | 277 | A | Saint Joseph's | 41 66 | | |
| | | | | | | | | | | | | 294 | H | Canisius | 100 94 | | |
| LAST 12 Division I GAMES: | | | | | | | | | | | | | | | | | |
| | | | | 103 | H | Dayton | 49 62 | 214 | A | George Mason | 68 57 | | | | | | |
| | | | | 277 | A | Saint Joseph's | 41 66 | 138 | H | Duquesne | 54 60 | | | | | | |
| | | | | 275 | H | Siena | 74 58 | 190 | A | Cornel I | 44 58 | | | | | | |
| | | | | 176 | A | Akron | 58 67 | 35 | A | Buffal o | 43 90 | | | | | | |
| | | | | 50 | H | Bucknel I | 46 77 | 62 | H | Kent St. | 64 76 | | | | | | |
| | | | | 163 | A | Denver | 62 76 | 111 | A | Penn St. | 65 80 | | | | | | |

Non-Di v I Games:

St. Bonaventure

RPI

| RPI 1-25 | | | | RPI 26-50 | | | | RPI 51-100 | | | | RPI 101+ | | | | Team's RPI: 278 | |
|---------------------------|---|----------|-------|-----------|---|--------------------|-------|------------|-----|------------|---------------|----------|-----|----------|--------------------|-----------------|----|
| RPI | S | Opponent | Score | RPI | S | Opponent | Score | RPI | S | Opponent | Score | RPI | S | Opponent | Score | | |
| | | | | | | | | 84 | H | Princeton | 64 | 83 | 135 | A | Stony Brook | 67 | 74 |
| | | | | | | | | 87 | A | Seton Hall | 77 | 100 | 180 | A | Morehead St. | 101 | 94 |
| | | | | | | | | | | | | | 221 | H | Saint Francis (PA) | 78 | 65 |
| | | | | | | | | | | | | | 262 | H | Robert Morris | 56 | 75 |
| | | | | | | | | | | | | | 276 | A | Bryant | 60 | 55 |
| | | | | | | | | | | | | | 288 | H | Albany (NY) | 60 | 67 |
| | | | | | | | | | | | | | 298 | A | Army West Point | 57 | 69 |
| | | | | | | | | | | | | | 299 | N | Valparaiso | 76 | 78 |
| | | | | | | | | | | | | | 308 | H | Saint Peter's | 74 | 70 |
| | | | | | | | | | | | | | 314 | A | Loyola Maryland | 75 | 70 |
| | | | | | | | | | | | | | 329 | H | Wagner | 76 | 61 |
| | | | | | | | | | | | | | 340 | N | Chicago St. | 110 | 73 |
| | | | | | | | | | | | | | 342 | H | Manhattan | 73 | 65 |
| LAST 12 Division I GAMES: | | | | | | | | | | | | | | | | | |
| | | | | 221 | H | Saint Francis (PA) | 78 | 65 | 276 | A | Bryant | 60 | 55 | | | | |
| | | | | 262 | H | Robert Morris | 56 | 75 | 329 | H | Wagner | 76 | 61 | | | | |
| | | | | 314 | A | Loyola Maryland | 75 | 70 | 135 | A | Stony Brook | 67 | 74 | | | | |
| | | | | 298 | A | Army West Point | 57 | 69 | 84 | H | Princeton | 64 | 83 | | | | |
| | | | | 87 | A | Seton Hall | 77 | 100 | 288 | H | Albany (NY) | 60 | 67 | | | | |
| | | | | 180 | A | Morehead St. | 101 | 94 | 308 | H | Saint Peter's | 74 | 70 | | | | |

| | | | | | | | | | | | |
|------------------|----------|------|-----------|-----------|----------------|-------------|---------------|-------------|------|----------|-----------|
| Average RPI | Win: | 222 | WON-LOST | WINNING | LAST 10 | STRENGTH OF | OPP. STRENGTH | TEAM | ADJ. | CONF. | ADJ CONF. |
| Average RPI | Loss: | 54 | RECORD | PCT. RANK | GAMES | SCHEDULE | OF SCHEDULE | RPI | RPI | RPI | RPI |
| DIV. I ONLY | | 8- 9 | | 185 | 3-7 | 73 | 77 | 115 | 115 | 5 | 5 |
| DIV. I NON-CONF. | | 7- 4 | | 109 | 0- 0 | 150 | 105 | 87 | 87 | 4 | 4 |
| ----- | | | | | | | | | | | |
| TOTALS | RPI 1-25 | | RPI 26-50 | | W-L RECORDS | RPI 51-100 | | RPI 101-150 | | RPI 150+ | |
| 8- 9 | 0- 3 | | 1- 1 | | OVERALL | 0- 4 | | 1- 1 | | 6- 0 | |
| 2- 3 | 0- 1 | | 0- 0 | | HOME | 0- 2 | | 1- 0 | | 1- 0 | |
| 4- 5 | 0- 1 | | 0- 1 | | AWAY | 0- 2 | | 0- 1 | | 4- 0 | |
| 2- 1 | 0- 1 | | 1- 0 | | NEUTRAL | 0- 0 | | 0- 0 | | 1- 0 | |
| 7- 4 | 0- 2 | | 1- 0 | | NON-CONFERENCE | 0- 1 | | 1- 1 | | 5- 0 | |
| 2- 1 | 0- 1 | | 0- 0 | | HOME | 0- 0 | | 1- 0 | | 1- 0 | |
| 3- 2 | 0- 0 | | 0- 0 | | AWAY | 0- 1 | | 0- 1 | | 3- 0 | |
| 2- 1 | 0- 1 | | 1- 0 | | NEUTRAL | 0- 0 | | 0- 0 | | 1- 0 | |
| 1- 5 | 0- 1 | | 0- 1 | | CONFERENCE | 0- 3 | | 0- 0 | | 1- 0 | |
| 0- 2 | 0- 0 | | 0- 0 | | HOME | 0- 2 | | 0- 0 | | 0- 0 | |
| 1- 3 | 0- 1 | | 0- 1 | | AWAY | 0- 1 | | 0- 0 | | 1- 0 | |
| 0- 0 | 0- 0 | | 0- 0 | | NEUTRAL | 0- 0 | | 0- 0 | | 0- 0 | |

| RPI 1-25 | | | | RPI 26-50 | | | | RPI 51-100 | | | | RPI 101+ Team's RPI: 115 | | | |
|---------------------------|---|--------------|-------|-----------|---|---------------|-------|------------|---|---------------|-------|--------------------------|---|-----------------|-------|
| RPI | S | Opponent | Score | RPI | S | Opponent | Score | RPI | S | Opponent | Score | RPI | S | Opponent | Score |
| 6 | N | UConn | 55 65 | 32 | A | DePaul | 64 73 | 57 | A | James Madison | 51 64 | 108 | A | Wake Forest | 59 64 |
| 18 | A | Butler | 45 66 | 45 | N | Purdue | 68 62 | 60 | H | Creighton | 63 65 | 128 | H | Yale | 56 52 |
| 21 | H | Florida St. | 53 57 | | | | | 87 | A | Seton Hall | 67 77 | 171 | A | Xavier | 76 57 |
| | | | | | | | | 93 | H | Providence | 66 67 | 191 | N | Ole Miss | 64 59 |
| | | | | | | | | | | | | 268 | A | La Salle | 83 57 |
| | | | | | | | | | | | | 298 | A | Army West Point | 60 49 |
| | | | | | | | | | | | | 328 | A | Iona | 61 35 |
| | | | | | | | | | | | | 347 | H | Delaware St. | 82 44 |
| ----- | | | | | | | | | | | | | | | |
| LAST 12 Division I GAMES: | | | | | | | | | | | | | | | |
| 32 | A | DePaul | 64 73 | 93 | H | Providence | 66 67 | | | | | | | | |
| 60 | H | Creighton | 63 65 | 18 | A | Butler | 45 66 | | | | | | | | |
| 21 | H | Florida St. | 53 57 | 171 | A | Xavier | 76 57 | | | | | | | | |
| 128 | H | Yale | 56 52 | 87 | A | Seton Hall | 67 77 | | | | | | | | |
| 108 | A | Wake Forest | 59 64 | 57 | A | James Madison | 51 64 | | | | | | | | |
| 347 | H | Delaware St. | 82 44 | 268 | A | La Salle | 83 57 | | | | | | | | |

Non-Div I Games:

St. John's (NY)

| | | | | | | | | | | |
|-------------------|----------|-----------|----------------|------------|-------------|---------------|------|------|-------|-----------|
| Average RPI Win: | 99 | WON-LOST | WINNING | LAST 10 | STRENGTH OF | OPP. STRENGTH | TEAM | ADJ. | CONF. | ADJ CONF. |
| Average RPI Loss: | 10 | RECORD | PCT. RANK | GAMES | SCHEDULE | OF SCHEDULE | RPI | RPI | RPI | RPI |
| DIV. I ONLY | 15- 1 | 6 | 9-1 | 14 | 8 | 4 | 4 | 2 | 2 | |
| DIV. I NON-CONF. | 10- 1 | 19 | 0- 0 | 20 | 33 | 4 | 4 | 2 | 2 | |
| ----- | | | | | | | | | | |
| TOTALS | RPI 1-25 | RPI 26-50 | W-L RECORDS | RPI 51-100 | RPI 101-150 | RPI 150+ | | | | |
| 15- 1 | 2- 1 | 3- 0 | OVERALL | 4- 0 | 3- 0 | 3- 0 | | | | |
| 8- 0 | 1- 0 | 1- 0 | HOME | 2- 0 | 2- 0 | 2- 0 | | | | |
| 5- 1 | 1- 1 | 2- 0 | AWAY | 1- 0 | 0- 0 | 1- 0 | | | | |
| 2- 0 | 0- 0 | 0- 0 | NEUTRAL | 1- 0 | 1- 0 | 0- 0 | | | | |
| 10- 1 | 1- 1 | 2- 0 | NON-CONFERENCE | 1- 0 | 3- 0 | 3- 0 | | | | |
| 5- 0 | 1- 0 | 0- 0 | HOME | 0- 0 | 2- 0 | 2- 0 | | | | |
| 3- 1 | 0- 1 | 2- 0 | AWAY | 0- 0 | 0- 0 | 1- 0 | | | | |
| 2- 0 | 0- 0 | 0- 0 | NEUTRAL | 1- 0 | 1- 0 | 0- 0 | | | | |
| 5- 0 | 1- 0 | 1- 0 | CONFERENCE | 3- 0 | 0- 0 | 0- 0 | | | | |
| 3- 0 | 0- 0 | 1- 0 | HOME | 2- 0 | 0- 0 | 0- 0 | | | | |
| 2- 0 | 1- 0 | 0- 0 | AWAY | 1- 0 | 0- 0 | 0- 0 | | | | |
| 0- 0 | 0- 0 | 0- 0 | NEUTRAL | 0- 0 | 0- 0 | 0- 0 | | | | |

| RPI | S | Opponent | Score | RPI | S | Opponent | Score | RPI | S | Opponent | Score | RPI | S | Opponent | Score |
|---------------------------|---|--------------|-------|-----|---|--------------|-------|-----|---|------------------------|-------|-----|---|----------------|--------|
| 2 | H | Bayl or | 68 63 | 35 | A | Buffal o | 62 55 | 52 | H | Southern Cal i forni a | 72 64 | 113 | H | Idaho | 115 71 |
| 10 | A | Gonzaga | 73 79 | 39 | A | Tennessee | 95 85 | 58 | A | Ari zona | 78 48 | 123 | H | UC Davi s | 71 43 |
| 15 | A | Ari zona St. | 72 65 | 41 | H | UCLA | 86 80 | 81 | N | FGCU | 88 65 | 150 | N | Ameri can | 71 49 |
| | | | | | | | | 98 | H | Washi ngton | 91 54 | 156 | H | CSUN | 69 43 |
| | | | | | | | | | | | | 251 | H | San Franci sco | 96 62 |
| | | | | | | | | | | | | 269 | A | Hawai i | 81 59 |
| ----- | | | | | | | | | | | | | | | |
| LAST 12 Division I GAMES: | | | | | | | | | | | | | | | |
| 98 | H | Washington | 91 54 | 15 | A | Ari zona St. | 72 65 | 52 | H | Southern Cal i forni a | 72 64 | 156 | H | CSUN | 69 43 |
| 58 | A | Ari zona | 78 48 | 41 | H | UCLA | 86 80 | 35 | A | Buffal o | 62 55 | 39 | A | Tennessee | 95 85 |
| 2 | H | Bayl or | 68 63 | | | | | | | | | | | | |
| 10 | A | Gonzaga | 73 79 | | | | | | | | | | | | |
| 269 | A | Hawai i | 81 59 | | | | | | | | | | | | |
| 150 | N | Ameri can | 71 49 | | | | | | | | | | | | |

Non-Div I Games:

Stanford

| | | | | | | | | | | |
|-------------------|----------|-----------|----------------|------------|-------------|---------------|------|------|-------|-----------|
| Average RPI Win: | 292 | WON-LOST | WINNING | LAST 10 | STRENGTH OF | OPP. STRENGTH | TEAM | ADJ. | CONF. | ADJ CONF. |
| Average RPI Loss: | 113 | RECORD | PCT. RANK | GAMES | SCHEDULE | OF SCHEDULE | RPI | RPI | RPI | RPI |
| DIV. I ONLY | 5- 10 | 250 | 6-4 | 197 | 187 | 252 | 252 | 26 | 26 | |
| DIV. I NON-CONF. | 3- 9 | 271 | 0- 0 | 103 | 148 | 257 | 257 | 27 | 27 | |
| ----- | | | | | | | | | | |
| TOTALS | RPI 1-25 | RPI 26-50 | W-L RECORDS | RPI 51-100 | RPI 101-150 | RPI 150+ | | | | |
| 5- 10 | 0- 1 | 0- 2 | OVERALL | 0- 3 | 0- 2 | 5- 2 | | | | |
| 4- 2 | 0- 1 | 0- 0 | HOME | 0- 1 | 0- 0 | 4- 0 | | | | |
| 1- 5 | 0- 0 | 0- 2 | AWAY | 0- 1 | 0- 1 | 1- 1 | | | | |
| 0- 3 | 0- 0 | 0- 0 | NEUTRAL | 0- 1 | 0- 1 | 0- 1 | | | | |
| 3- 9 | 0- 1 | 0- 2 | NON-CONFERENCE | 0- 3 | 0- 2 | 3- 1 | | | | |
| 3- 2 | 0- 1 | 0- 0 | HOME | 0- 1 | 0- 0 | 3- 0 | | | | |
| 0- 4 | 0- 0 | 0- 2 | AWAY | 0- 1 | 0- 1 | 0- 0 | | | | |
| 0- 3 | 0- 0 | 0- 0 | NEUTRAL | 0- 1 | 0- 1 | 0- 1 | | | | |
| 2- 1 | 0- 0 | 0- 0 | CONFERENCE | 0- 0 | 0- 0 | 2- 1 | | | | |
| 1- 0 | 0- 0 | 0- 0 | HOME | 0- 0 | 0- 0 | 1- 0 | | | | |
| 1- 1 | 0- 0 | 0- 0 | AWAY | 0- 0 | 0- 0 | 1- 1 | | | | |
| 0- 0 | 0- 0 | 0- 0 | NEUTRAL | 0- 0 | 0- 0 | 0- 0 | | | | |

| RPI 1-25 | | | | RPI 26-50 | | | | RPI 51-100 | | | | RPI 101+ Team's RPI: 252 | | | |
|---------------------------|---|---------------|-------|-----------|---|-----------|-------|------------|---|------------------|-------|--------------------------|---|------------------|-------|
| RPI | S | Opponent | Score | RPI | S | Opponent | Score | RPI | S | Opponent | Score | RPI | S | Opponent | Score |
| 16 | H | UCF | 55 78 | 30 | A | Texas | 46 65 | 79 | N | Wright St. | 44 57 | 119 | A | Tulsa | 54 55 |
| | | | | 39 | A | Tennessee | 55 65 | 83 | H | Penn | 53 75 | 124 | N | Marist | 69 76 |
| | | | | | | | | 97 | A | Alabama | 47 59 | 200 | H | North Dakota | 74 63 |
| | | | | | | | | | | | | 256 | N | Hofstra | 50 53 |
| | | | | | | | | | | | | 265 | H | Liberty | 69 52 |
| | | | | | | | | | | | | 282 | A | North Florida | 57 71 |
| | | | | | | | | | | | | 319 | H | North Dakota St. | 60 59 |
| | | | | | | | | | | | | 331 | A | Lipscomb | 80 65 |
| | | | | | | | | | | | | 343 | H | Florida A&M | 69 44 |
| ----- | | | | | | | | | | | | | | | |
| LAST 12 Division I GAMES: | | | | | | | | | | | | | | | |
| 282 | A | North Florida | 57 71 | 265 | H | Liberty | 69 52 | 83 | H | Penn | 53 75 | | | | |
| 331 | A | Lipscomb | 80 65 | | | | | 319 | H | North Dakota St. | 60 59 | | | | |
| 39 | A | Tennessee | 55 65 | | | | | 343 | H | Florida A&M | 69 44 | | | | |
| 97 | A | Alabama | 47 59 | | | | | 200 | H | North Dakota | 74 63 | | | | |
| 256 | N | Hofstra | 50 53 | | | | | 30 | A | Texas | 46 65 | | | | |
| 79 | N | Wright St. | 44 57 | | | | | | | | | | | | |

Non-Div I Games: Central St. (OH) 81 51 Webber Int'l 80 52

Stetson

| | | | | | | | | | | |
|-------------------|-----|----------|-----------|---------|-------------|---------------|------|------|-------|-----------|
| Average RPI Win: | 272 | WON-LOST | WINNING | LAST 10 | STRENGTH OF | OPP. STRENGTH | TEAM | ADJ. | CONF. | ADJ CONF. |
| Average RPI Loss: | 69 | RECORD | PCT. RANK | GAMES | SCHEDULE | OF SCHEDULE | RPI | RPI | RPI | RPI |

| | | | | | | | | | |
|------------------|----------|-----------|----------------|------------|-------------|----------|-----|----|----|
| DIV. I ONLY | 13- 3 | 31 | 8-2 | 303 | 273 | 135 | 135 | 23 | 23 |
| DIV. I NON-CONF. | 10- 2 | 37 | 0- 0 | 290 | 304 | 96 | 96 | 24 | 24 |
| ----- | | | | | | | | | |
| TOTALS | RPI 1-25 | RPI 26-50 | W-L RECORDS | RPI 51-100 | RPI 101-150 | RPI 150+ | | | |
| 13- 3 | 0- 1 | 0- 0 | OVERALL | 0- 2 | 1- 0 | 12- 0 | | | |
| 7- 1 | 0- 0 | 0- 0 | HOME | 0- 1 | 0- 0 | 7- 0 | | | |
| 6- 2 | 0- 1 | 0- 0 | AWAY | 0- 1 | 1- 0 | 5- 0 | | | |
| 0- 0 | 0- 0 | 0- 0 | NEUTRAL | 0- 0 | 0- 0 | 0- 0 | | | |
| 10- 2 | 0- 1 | 0- 0 | NON-CONFERENCE | 0- 1 | 1- 0 | 9- 0 | | | |
| 6- 0 | 0- 0 | 0- 0 | HOME | 0- 0 | 0- 0 | 6- 0 | | | |
| 4- 2 | 0- 1 | 0- 0 | AWAY | 0- 1 | 1- 0 | 3- 0 | | | |
| 0- 0 | 0- 0 | 0- 0 | NEUTRAL | 0- 0 | 0- 0 | 0- 0 | | | |
| 3- 1 | 0- 0 | 0- 0 | CONFERENCE | 0- 1 | 0- 0 | 3- 0 | | | |
| 1- 1 | 0- 0 | 0- 0 | HOME | 0- 1 | 0- 0 | 1- 0 | | | |
| 2- 0 | 0- 0 | 0- 0 | AWAY | 0- 0 | 0- 0 | 2- 0 | | | |
| 0- 0 | 0- 0 | 0- 0 | NEUTRAL | 0- 0 | 0- 0 | 0- 0 | | | |

| | | | | | | | | | | | | | | | |
|---------------------------|---|---------------------|-------|-----------|---|----------------------|-------|------------|---|----------|-------|--------------------------|---|----------------------|-------|
| RPI 1-25 | | | | RPI 26-50 | | | | RPI 51-100 | | | | RPI 101+ Team's RPI: 135 | | | |
| RPI | S | Opponent | Score | RPI | S | Opponent | Score | RPI | S | Opponent | Score | RPI | S | Opponent | Score |
| 17 | A | Rutgers | 47 61 | | | | | 92 | H | Hartford | 36 64 | 111 | A | Penn St. | 81 70 |
| | | | | | | | | 99 | A | Tol edo | 48 80 | 190 | H | Cornell | 63 61 |
| | | | | | | | | | | | | 233 | A | Binghamton | 65 56 |
| | | | | | | | | | | | | 237 | A | Sacred Heart | 73 58 |
| | | | | | | | | | | | | 256 | H | Hofstra | 77 49 |
| | | | | | | | | | | | | 278 | H | St. Francis Brooklyn | 74 67 |
| | | | | | | | | | | | | 279 | H | Ga. Southern | 72 43 |
| | | | | | | | | | | | | 292 | H | UMass Lowell | 76 56 |
| | | | | | | | | | | | | 313 | A | New Hampshire | 82 63 |
| | | | | | | | | | | | | 328 | A | Iona | 53 51 |
| | | | | | | | | | | | | 329 | H | Wagner | 70 45 |
| | | | | | | | | | | | | 342 | A | Manhattan | 79 48 |
| | | | | | | | | | | | | 349 | H | Fairleigh Dickinson | 63 49 |
| ----- | | | | | | | | | | | | | | | |
| LAST 12 Division I GAMES: | | | | | | | | | | | | | | | |
| 313 | A | New Hampshire | 82 63 | 292 | H | UMass Lowell | 76 56 | | | | | | | | |
| 233 | A | Binghamton | 65 56 | 92 | H | Hartford | 36 64 | | | | | | | | |
| 349 | H | Fairleigh Dickinson | 63 49 | 278 | H | St. Francis Brooklyn | 74 67 | | | | | | | | |
| 237 | A | Sacred Heart | 73 58 | 99 | A | Tol edo | 48 80 | | | | | | | | |
| 190 | H | Cornell | 63 61 | 329 | H | Wagner | 70 45 | | | | | | | | |
| 111 | A | Penn St. | 81 70 | 328 | A | Iona | 53 51 | | | | | | | | |

Non-Div I Games: SUNY New Paltz 87 50

Stony Brook

| | | | | | | | | | | |
|-------------------|----------|-----------|----------------|------------|-------------|---------------|------|------|-------|-----------|
| Average RPI Win: | 94 | WON-LOST | WINNING | LAST 10 | STRENGTH OF | OPP. STRENGTH | TEAM | ADJ. | CONF. | ADJ CONF. |
| Average RPI Loss: | 47 | RECORD | PCT. RANK | GAMES | SCHEDULE | OF SCHEDULE | RPI | RPI | RPI | RPI |
| DIV. I ONLY | 15- 2 | 12 | 9-1 | 5 | 41 | 5 | 5 | 1 | 1 | |
| DIV. I NON-CONF. | 11- 2 | 33 | 0- 0 | 11 | 70 | 5 | 5 | 1 | 1 | |
| ----- | | | | | | | | | | |
| TOTALS | RPI 1-25 | RPI 26-50 | W-L RECORDS | RPI 51-100 | RPI 101-150 | RPI 150+ | | | | |
| 15- 2 | 1- 1 | 6- 0 | OVERALL | 4- 1 | 1- 0 | 3- 0 | | | | |
| 7- 0 | 0- 0 | 3- 0 | HOME | 1- 0 | 0- 0 | 3- 0 | | | | |
| 3- 2 | 0- 1 | 1- 0 | AWAY | 2- 1 | 0- 0 | 0- 0 | | | | |
| 5- 0 | 1- 0 | 2- 0 | NEUTRAL | 1- 0 | 1- 0 | 0- 0 | | | | |
| 11- 2 | 1- 1 | 4- 0 | NON-CONFERENCE | 2- 1 | 1- 0 | 3- 0 | | | | |
| 6- 0 | 0- 0 | 2- 0 | HOME | 1- 0 | 0- 0 | 3- 0 | | | | |
| 0- 2 | 0- 1 | 0- 0 | AWAY | 0- 1 | 0- 0 | 0- 0 | | | | |
| 5- 0 | 1- 0 | 2- 0 | NEUTRAL | 1- 0 | 1- 0 | 0- 0 | | | | |
| 4- 0 | 0- 0 | 2- 0 | CONFERENCE | 2- 0 | 0- 0 | 0- 0 | | | | |
| 1- 0 | 0- 0 | 1- 0 | HOME | 0- 0 | 0- 0 | 0- 0 | | | | |
| 3- 0 | 0- 0 | 1- 0 | AWAY | 2- 0 | 0- 0 | 0- 0 | | | | |
| 0- 0 | 0- 0 | 0- 0 | NEUTRAL | 0- 0 | 0- 0 | 0- 0 | | | | |

| RPI | S | Opponent | Score | RPI | S | Opponent | Score | RPI | S | Opponent | Score | RPI | S | Opponent | Score |
|---------------------------|---|----------------|-------|-----|---|----------------|-------|-----|---|---------------|-------|-----|---|--------------|-------|
| 3 | A | Oregon | 73 75 | 32 | N | DePaul | 83 81 | 75 | A | Virginia Tech | 75 73 | 138 | N | Duquesne | 87 71 |
| 16 | N | UCF | 57 52 | 36 | H | Texas A&M | 75 65 | 80 | A | Pittsburgh | 82 50 | 200 | H | North Dakota | 85 49 |
| | | | | 37 | A | Clemson | 84 75 | 84 | N | Princeton | 92 61 | 235 | H | Niagara | 94 45 |
| | | | | 40 | H | North Carolina | 90 77 | 90 | A | Minnesota | 68 72 | 247 | H | UMES | 96 51 |
| | | | | 47 | N | Kansas St. | 70 61 | 91 | H | Towson | 98 55 | | | | |
| | | | | 50 | H | Bucknell | 70 56 | | | | | | | | |
| ----- | | | | | | | | | | | | | | | |
| LAST 12 Division I GAMES: | | | | | | | | | | | | | | | |
| 80 | A | Pittsburgh | 82 50 | 75 | A | Virginia Tech | 75 73 | 37 | A | Clemson | 84 75 | 16 | N | UCF | 57 52 |
| 40 | H | North Carolina | 90 77 | 32 | N | DePaul | 83 81 | 138 | N | Duquesne | 87 71 | 235 | H | Niagara | 94 45 |
| 91 | H | Towson | 98 55 | 84 | N | Princeton | 92 61 | 247 | H | UMES | 96 51 | | | | |
| 90 | A | Minnesota | 68 72 | | | | | | | | | | | | |

Non-Div I Games:

Syracuse

| | | | | | | | | | | |
|-------------------|----------|-----------|----------------|------------|-------------|---------------|------|------|-------|-----------|
| Average RPI Win: | 204 | WON-LOST | WINNING | LAST 10 | STRENGTH OF | OPP. STRENGTH | TEAM | ADJ. | CONF. | ADJ CONF. |
| Average RPI Loss: | 28 | RECORD | PCT. RANK | GAMES | SCHEDULE | OF SCHEDULE | RPI | RPI | RPI | RPI |
| DIV. I ONLY | 12- 4 | 50 | 7-3 | 109 | 101 | 66 | 66 | 3 | 3 | |
| DIV. I NON-CONF. | 10- 1 | 19 | 0- 0 | 283 | 185 | 79 | 79 | 3 | 3 | |
| ----- | | | | | | | | | | |
| TOTALS | RPI 1-25 | RPI 26-50 | W-L RECORDS | RPI 51-100 | RPI 101-150 | RPI 150+ | | | | |
| 12- 4 | 0- 3 | 0- 0 | OVERALL | 0- 1 | 4- 0 | 8- 0 | | | | |
| 10- 1 | 0- 1 | 0- 0 | HOME | 0- 0 | 4- 0 | 6- 0 | | | | |
| 2- 2 | 0- 1 | 0- 0 | AWAY | 0- 1 | 0- 0 | 2- 0 | | | | |
| 0- 1 | 0- 1 | 0- 0 | NEUTRAL | 0- 0 | 0- 0 | 0- 0 | | | | |
| 10- 1 | 0- 1 | 0- 0 | NON-CONFERENCE | 0- 0 | 2- 0 | 8- 0 | | | | |
| 8- 0 | 0- 0 | 0- 0 | HOME | 0- 0 | 2- 0 | 6- 0 | | | | |
| 2- 0 | 0- 0 | 0- 0 | AWAY | 0- 0 | 0- 0 | 2- 0 | | | | |
| 0- 1 | 0- 1 | 0- 0 | NEUTRAL | 0- 0 | 0- 0 | 0- 0 | | | | |
| 2- 3 | 0- 2 | 0- 0 | CONFERENCE | 0- 1 | 2- 0 | 0- 0 | | | | |
| 2- 1 | 0- 1 | 0- 0 | HOME | 0- 0 | 2- 0 | 0- 0 | | | | |
| 0- 2 | 0- 1 | 0- 0 | AWAY | 0- 1 | 0- 0 | 0- 0 | | | | |
| 0- 0 | 0- 0 | 0- 0 | NEUTRAL | 0- 0 | 0- 0 | 0- 0 | | | | |

| RPI | S | Opponent | Score |
|-----|---|----------|-------|
| 2 | H | Baylor | 55 79 |
| 11 | A | Iowa St. | 54 92 |
| 19 | N | BYU | 58 61 |

| RPI | S | Opponent | Score |
|-----|---|----------|-------|
|-----|---|----------|-------|

| RPI | S | Opponent | Score |
|-----|---|--------------|-------|
| 78 | A | Oklahoma St. | 71 75 |

| RPI | S | Opponent | Score |
|-----|---|------------------|-------|
| 109 | H | West Virginia | 62 48 |
| 114 | H | Montana St. | 71 49 |
| 138 | H | Duquesne | 61 48 |
| 146 | H | Texas Tech | 78 70 |
| 170 | H | Southern U. | 69 40 |
| 191 | A | Ole Miss | 55 50 |
| 206 | A | San Diego St. | 81 64 |
| 227 | H | Sam Houston St. | 72 59 |
| 230 | H | SMU | 65 63 |
| 271 | H | Mississippi Val. | 96 47 |
| 298 | H | Army West Point | 63 38 |
| 350 | H | Alcorn | 88 31 |

LAST 12 Division I GAMES:

| | | | | | | | |
|-----|---|-----------------|-------|-----|---|-----------------|-------|
| 146 | H | Texas Tech | 78 70 | 11 | A | Iowa St. | 54 92 |
| 2 | H | Baylor | 55 79 | 78 | A | Oklahoma St. | 71 75 |
| 114 | H | Montana St. | 71 49 | 109 | H | West Virginia | 62 48 |
| 298 | H | Army West Point | 63 38 | 350 | H | Alcorn | 88 31 |
| 191 | A | Ole Miss | 55 50 | 227 | H | Sam Houston St. | 72 59 |
| 206 | A | San Diego St. | 81 64 | 170 | H | Southern U. | 69 40 |

Non-Div I Games:

TCU

Average RPI Win: 305
Average RPI Loss: 101

WON-LOST
RECORD

WINNING
PCT. RANK

LAST 10
GAMES

STRENGTH OF
SCHEDULE

OPP. STRENGTH
OF SCHEDULE

TEAM
RPI

ADJ.
RPI

CONF.
RPI

ADJ CONF.
RPI

| | | | | | | | | | |
|------------------|----------|-----------|----------------|------------|-------------|----------|-----|---|---|
| DIV. I ONLY | 4- 12 | 291 | 2-8 | 181 | 92 | 250 | 250 | 9 | 9 |
| DIV. I NON-CONF. | 4- 8 | 241 | 0- 0 | 234 | 82 | 231 | 231 | 9 | 9 |
| ----- | | | | | | | | | |
| TOTALS | RPI 1-25 | RPI 26-50 | W-L RECORDS | RPI 51-100 | RPI 101-150 | RPI 150+ | | | |
| 4- 12 | 0- 1 | 0- 3 | OVERALL | 0- 1 | 0- 6 | 4- 1 | | | |
| 3- 2 | 0- 0 | 0- 0 | HOME | 0- 1 | 0- 1 | 3- 0 | | | |
| 1- 9 | 0- 1 | 0- 3 | AWAY | 0- 0 | 0- 4 | 1- 1 | | | |
| 0- 1 | 0- 0 | 0- 0 | NEUTRAL | 0- 0 | 0- 1 | 0- 0 | | | |
| 4- 8 | 0- 1 | 0- 3 | NON-CONFERENCE | 0- 0 | 0- 3 | 4- 1 | | | |
| 3- 0 | 0- 0 | 0- 0 | HOME | 0- 0 | 0- 0 | 3- 0 | | | |
| 1- 7 | 0- 1 | 0- 3 | AWAY | 0- 0 | 0- 2 | 1- 1 | | | |
| 0- 1 | 0- 0 | 0- 0 | NEUTRAL | 0- 0 | 0- 1 | 0- 0 | | | |
| 0- 4 | 0- 0 | 0- 0 | CONFERENCE | 0- 1 | 0- 3 | 0- 0 | | | |
| 0- 2 | 0- 0 | 0- 0 | HOME | 0- 1 | 0- 1 | 0- 0 | | | |
| 0- 2 | 0- 0 | 0- 0 | AWAY | 0- 0 | 0- 2 | 0- 0 | | | |
| 0- 0 | 0- 0 | 0- 0 | NEUTRAL | 0- 0 | 0- 0 | 0- 0 | | | |

| RPI 1-25 | | | | RPI 26-50 | | | | RPI 51-100 | | | | RPI 101+ Team's RPI: 250 | | | |
|---------------------------|---|----------------|--------|-----------|---|------------|--------|------------|---|----------------|-------|--------------------------|---|----------------|-------|
| RPI | S | Opponent | Score | RPI | S | Opponent | Score | RPI | S | Opponent | Score | RPI | S | Opponent | Score |
| 24 | A | South Carolina | 60 88 | 32 | A | DePaul | 88 102 | 82 | H | Tulane | 57 66 | 121 | A | Houston | 65 78 |
| | | | | 38 | A | Miami (FL) | 61 73 | | | | | 124 | A | Marist | 68 74 |
| | | | | 43 | A | Villanova | 68 76 | | | | | 132 | A | Cincinnati | 52 72 |
| | | | | | | | | | | | | 138 | A | Duquesne | 53 54 |
| | | | | | | | | | | | | 139 | H | South Fla. | 53 63 |
| | | | | | | | | | | | | 147 | N | Radford | 50 56 |
| | | | | | | | | | | | | 191 | A | Ole Miss | 55 62 |
| | | | | | | | | | | | | 268 | H | La Salle | 75 47 |
| | | | | | | | | | | | | 277 | A | Saint Joseph's | 58 52 |
| | | | | | | | | | | | | 328 | H | Iona | 59 39 |
| | | | | | | | | | | | | 347 | H | Delaware St. | 75 61 |
| ----- | | | | | | | | | | | | | | | |
| LAST 12 Division I GAMES: | | | | | | | | | | | | | | | |
| 132 | A | Cincinnati | 52 72 | 82 | H | Tulane | 57 66 | 139 | H | South Fla. | 53 63 | 138 | A | Duquesne | 53 54 |
| 121 | A | Houston | 65 78 | 268 | H | La Salle | 75 47 | 24 | A | South Carolina | 60 88 | 43 | A | Villanova | 68 76 |
| 328 | H | Iona | 59 39 | 61 | A | Miami (FL) | 73 76 | | | | | | | | |
| 32 | A | DePaul | 88 102 | 50 | N | Radford | 56 56 | | | | | | | | |

Non-Div I Games:

Temple

| | | | | | | | | | | |
|-------------------|----------|-----------|----------------|------------|-------------|---------------|------|------|-------|-----------|
| Average RPI Win: | 171 | WON-LOST | WINNING | LAST 10 | STRENGTH OF | OPP. STRENGTH | TEAM | ADJ. | CONF. | ADJ CONF. |
| Average RPI Loss: | 51 | RECORD | PCT. RANK | GAMES | SCHEDULE | OF SCHEDULE | RPI | RPI | RPI | RPI |
| DIV. I ONLY | 12- 5 | 71 | 5-5 | 35 | 118 | 39 | 39 | 6 | 6 | |
| DIV. I NON-CONF. | 11- 1 | 13 | 1- 0 | 93 | 147 | 24 | 24 | 6 | 6 | |
| ----- | | | | | | | | | | |
| TOTALS | RPI 1-25 | RPI 26-50 | W-L RECORDS | RPI 51-100 | RPI 101-150 | RPI 150+ | | | | |
| 12- 5 | 0- 1 | 3- 2 | OVERALL | 2- 2 | 0- 0 | 7- 0 | | | | |
| 7- 3 | 0- 1 | 0- 2 | HOME | 1- 0 | 0- 0 | 6- 0 | | | | |
| 3- 2 | 0- 0 | 2- 0 | AWAY | 1- 2 | 0- 0 | 0- 0 | | | | |
| 2- 0 | 0- 0 | 1- 0 | NEUTRAL | 0- 0 | 0- 0 | 1- 0 | | | | |
| 11- 1 | 0- 1 | 2- 0 | NON-CONFERENCE | 2- 0 | 0- 0 | 7- 0 | | | | |
| 7- 1 | 0- 1 | 0- 0 | HOME | 1- 0 | 0- 0 | 6- 0 | | | | |
| 2- 0 | 0- 0 | 1- 0 | AWAY | 1- 0 | 0- 0 | 0- 0 | | | | |
| 2- 0 | 0- 0 | 1- 0 | NEUTRAL | 0- 0 | 0- 0 | 1- 0 | | | | |
| 1- 4 | 0- 0 | 1- 2 | CONFERENCE | 0- 2 | 0- 0 | 0- 0 | | | | |
| 0- 2 | 0- 0 | 0- 2 | HOME | 0- 0 | 0- 0 | 0- 0 | | | | |
| 1- 2 | 0- 0 | 1- 0 | AWAY | 0- 2 | 0- 0 | 0- 0 | | | | |
| 0- 0 | 0- 0 | 0- 0 | NEUTRAL | 0- 0 | 0- 0 | 0- 0 | | | | |

| RPI | S | Opponent | Score | RPI | S | Opponent | Score | Team's RPI: 39 | RPI | S | Opponent | Score | RPI | S | Opponent | Score |
|---------------------------|---|----------|-------|-----|---|----------|-------|----------------|-----|---|--------------|-------|-----|---|---------------|-------|
| 4 | H | Stanford | 85 95 | 27 | H | Kentucky | 71 73 | | 54 | H | Belmont | 84 76 | 164 | N | UAB | 73 69 |
| | | | | 30 | A | Texas | 88 82 | | 78 | A | Oklahoma St. | 76 63 | 205 | H | UNC Asheville | 73 46 |
| | | | | 33 | H | Missouri | 64 66 | | 95 | A | Georgia | 62 66 | 252 | H | Stetson | 65 55 |
| | | | | 37 | N | Clemson | 78 66 | | 97 | A | Alabama | 65 86 | 253 | H | ETSU | 80 61 |
| | | | | 49 | A | Auburn | 78 69 | | | | | | 270 | H | Murray St. | 98 77 |
| ----- | | | | | | | | | | | | | | | | |
| LAST 12 Division I GAMES: | | | | | | | | | | | | | | | | |
| | | | | 164 | N | UAB | 73 69 | | 95 | A | Georgia | 62 66 | | | | |
| | | | | 97 | A | Alabama | 65 86 | | 27 | H | Kentucky | 71 73 | | | | |
| | | | | 253 | H | ETSU | 80 61 | | 33 | H | Missouri | 64 66 | | | | |
| | | | | 4 | H | Stanford | 85 95 | | 49 | A | Auburn | 78 69 | | | | |
| | | | | 30 | A | Texas | 88 82 | | 54 | H | Belmont | 84 76 | | | | |
| | | | | 252 | H | Stetson | 65 55 | | 270 | H | Murray St. | 98 77 | | | | |

Non-Div I Games:

Tennessee

| | | | | | | | | | | |
|-------------------|----------|-----------|----------------|------------|-------------|---------------|------|------|-------|-----------|
| Average RPI Win: | 317 | WON-LOST | WINNING | LAST 10 | STRENGTH OF | OPP. STRENGTH | TEAM | ADJ. | CONF. | ADJ CONF. |
| Average RPI Loss: | 149 | RECORD | PCT. RANK | GAMES | SCHEDULE | OF SCHEDULE | RPI | RPI | RPI | RPI |
| DIV. I ONLY | 1- 16 | 347 | 1-9 | 112 | 210 | 302 | 302 | 22 | 22 | |
| DIV. I NON-CONF. | 0- 12 | 336 | 0- 0 | 106 | 155 | 310 | 310 | 21 | 21 | |
| ----- | | | | | | | | | | |
| TOTALS | RPI 1-25 | RPI 26-50 | W-L RECORDS | RPI 51-100 | RPI 101-150 | RPI 150+ | | | | |
| 1- 16 | 0- 1 | 0- 1 | OVERALL | 0- 3 | 0- 2 | 1- 9 | | | | |
| 1- 4 | 0- 0 | 0- 0 | HOME | 0- 0 | 0- 1 | 1- 3 | | | | |
| 0- 9 | 0- 1 | 0- 1 | AWAY | 0- 1 | 0- 1 | 0- 5 | | | | |
| 0- 3 | 0- 0 | 0- 0 | NEUTRAL | 0- 2 | 0- 0 | 0- 1 | | | | |
| 0- 12 | 0- 1 | 0- 1 | NON-CONFERENCE | 0- 3 | 0- 0 | 0- 7 | | | | |
| 0- 1 | 0- 0 | 0- 0 | HOME | 0- 0 | 0- 0 | 0- 1 | | | | |
| 0- 8 | 0- 1 | 0- 1 | AWAY | 0- 1 | 0- 0 | 0- 5 | | | | |
| 0- 3 | 0- 0 | 0- 0 | NEUTRAL | 0- 2 | 0- 0 | 0- 1 | | | | |
| 1- 4 | 0- 0 | 0- 0 | CONFERENCE | 0- 0 | 0- 2 | 1- 2 | | | | |
| 1- 3 | 0- 0 | 0- 0 | HOME | 0- 0 | 0- 1 | 1- 2 | | | | |
| 0- 1 | 0- 0 | 0- 0 | AWAY | 0- 0 | 0- 1 | 0- 0 | | | | |
| 0- 0 | 0- 0 | 0- 0 | NEUTRAL | 0- 0 | 0- 0 | 0- 0 | | | | |

| RPI 1-25 | | | | RPI 26-50 | | | | RPI 51-100 | | | | RPI 101+ Team's RPI: 302 | | | |
|---------------------------|---|----------------|--------|-----------|---|------------------|-------|------------|---|------------|-------|--------------------------|---|------------------|-------|
| RPI | S | Opponent | Score | RPI | S | Opponent | Score | RPI | S | Opponent | Score | RPI | S | Opponent | Score |
| 7 | A | Louisville | 52 107 | 32 | A | DePaul | 73 95 | 61 | N | Arkansas | 55 79 | 120 | A | Tennessee Tech | 65 76 |
| | | | | | | | | 80 | N | Pittsburgh | 56 78 | 120 | H | Tennessee Tech | 59 69 |
| | | | | | | | | 88 | A | Troy | 67 92 | 152 | H | South Alabama | 56 78 |
| | | | | | | | | | | | | 160 | N | Wisconsin | 53 58 |
| | | | | | | | | | | | | 174 | A | Vanderbilt | 63 89 |
| | | | | | | | | | | | | 180 | H | Morehead St. | 62 85 |
| | | | | | | | | | | | | 186 | A | Ball St. | 51 90 |
| | | | | | | | | | | | | 196 | H | Jacksonville St. | 52 62 |
| | | | | | | | | | | | | 246 | A | Marshall | 59 80 |
| | | | | | | | | | | | | 258 | A | Alabama A&M | 57 67 |
| | | | | | | | | | | | | 317 | H | Eastern Ky. | 60 38 |
| | | | | | | | | | | | | 331 | A | Lipscomb | 62 64 |
| LAST 12 Division I GAMES: | | | | | | | | | | | | | | | |
| 120 | A | Tennessee Tech | 65 76 | 317 | H | Eastern Ky. | 60 38 | | | | | | | | |
| 180 | H | Morehead St. | 62 85 | 196 | H | Jacksonville St. | 52 62 | | | | | | | | |
| 7 | A | Louisville | 52 107 | 120 | H | Tennessee Tech | 59 69 | | | | | | | | |
| 152 | H | South Alabama | 56 78 | 186 | A | Ball St. | 51 90 | | | | | | | | |
| 80 | N | Pittsburgh | 56 78 | 32 | A | DePaul | 73 95 | | | | | | | | |
| 160 | N | Wisconsin | 53 58 | 246 | A | Marshall | 59 80 | | | | | | | | |

Non-Div I Games:

Tennessee St.

| | | | | | | | | | | |
|-------------------|----------|-----------|----------------|------------|-------------|---------------|------|------|-------|-----------|
| Average RPI Win: | 237 | WON-LOST | WINNING | LAST 10 | STRENGTH OF | OPP. STRENGTH | TEAM | ADJ. | CONF. | ADJ CONF. |
| Average RPI Loss: | 100 | RECORD | PCT. RANK | GAMES | SCHEDULE | OF SCHEDULE | RPI | RPI | RPI | RPI |
| DIV. I ONLY | 11- 3 | 36 | 9-1 | 297 | 186 | 120 | 120 | 22 | 22 | |
| DIV. I NON-CONF. | 6- 3 | 91 | 0- 0 | 263 | 217 | 125 | 125 | 21 | 21 | |
| ----- | | | | | | | | | | |
| TOTALS | RPI 1-25 | RPI 26-50 | W-L RECORDS | RPI 51-100 | RPI 101-150 | RPI 150+ | | | | |
| 11- 3 | 0- 0 | 0- 0 | OVERALL | 2- 2 | 0- 0 | 9- 1 | | | | |
| 6- 0 | 0- 0 | 0- 0 | HOME | 1- 0 | 0- 0 | 5- 0 | | | | |
| 5- 2 | 0- 0 | 0- 0 | AWAY | 1- 1 | 0- 0 | 4- 1 | | | | |
| 0- 1 | 0- 0 | 0- 0 | NEUTRAL | 0- 1 | 0- 0 | 0- 0 | | | | |
| 6- 3 | 0- 0 | 0- 0 | NON-CONFERENCE | 1- 2 | 0- 0 | 5- 1 | | | | |
| 3- 0 | 0- 0 | 0- 0 | HOME | 1- 0 | 0- 0 | 2- 0 | | | | |
| 3- 2 | 0- 0 | 0- 0 | AWAY | 0- 1 | 0- 0 | 3- 1 | | | | |
| 0- 1 | 0- 0 | 0- 0 | NEUTRAL | 0- 1 | 0- 0 | 0- 0 | | | | |
| 5- 0 | 0- 0 | 0- 0 | CONFERENCE | 1- 0 | 0- 0 | 4- 0 | | | | |
| 3- 0 | 0- 0 | 0- 0 | HOME | 0- 0 | 0- 0 | 3- 0 | | | | |
| 2- 0 | 0- 0 | 0- 0 | AWAY | 1- 0 | 0- 0 | 1- 0 | | | | |
| 0- 0 | 0- 0 | 0- 0 | NEUTRAL | 0- 0 | 0- 0 | 0- 0 | | | | |

| RPI 1-25 | | | | RPI 26-50 | | | | RPI 51-100 | | | | RPI 101+ | | | | Team's RPI: 120 |
|---------------------------|---|----------|-------|-----------|---|----------------|-------|------------|---|---------------|-------|----------|---|----------------|-------|-----------------|
| RPI | S | Opponent | Score | RPI | S | Opponent | Score | RPI | S | Opponent | Score | RPI | S | Opponent | Score | |
| | | | | | | | | 54 | A | Belmont | 77 72 | 171 | A | Xavier | 60 | 70 |
| | | | | | | | | 61 | A | Arkansas | 42 65 | 204 | H | SIUE | 79 | 55 |
| | | | | | | | | 64 | H | Middle Tenn. | 68 64 | 205 | H | UNC Asheville | 60 | 53 |
| | | | | | | | | 69 | N | Old Dominion | 73 80 | 216 | H | Eastern Ill. | 99 | 88 |
| | | | | | | | | | | | | 267 | A | Wichita St. | 55 | 45 |
| | | | | | | | | | | | | 302 | A | Tennessee St. | 69 | 59 |
| | | | | | | | | | | | | 302 | H | Tennessee St. | 76 | 65 |
| | | | | | | | | | | | | 318 | H | Western Caro. | 77 | 58 |
| | | | | | | | | | | | | 331 | A | Lipscomb | 67 | 52 |
| | | | | | | | | | | | | 341 | A | Charleston So. | 77 | 55 |
| ----- | | | | | | | | | | | | | | | | |
| LAST 12 Division I GAMES: | | | | | | | | | | | | | | | | |
| | | | | 302 | H | Tennessee St. | 76 65 | 204 | H | SIUE | 79 55 | | | | | |
| | | | | 216 | H | Eastern Ill. | 99 88 | 54 | A | Belmont | 77 72 | | | | | |
| | | | | 267 | A | Wichita St. | 55 45 | 302 | A | Tennessee St. | 69 59 | | | | | |
| | | | | 69 | N | Old Dominion | 73 80 | 331 | A | Lipscomb | 67 52 | | | | | |
| | | | | 341 | A | Charleston So. | 77 55 | 205 | H | UNC Asheville | 60 53 | | | | | |
| | | | | 318 | H | Western Caro. | 77 58 | 61 | A | Arkansas | 42 65 | | | | | |

Non-Div I Games: Tenn. Wesleyan 100 58 Cumberland (TN) 88 55

Tennessee Tech

| | | | | | | | | | | |
|-------------------|----------|-----------|----------------|------------|-------------|---------------|------|------|-------|-----------|
| Average RPI Win: | 170 | WON-LOST | WINNING | LAST 10 | STRENGTH OF | OPP. STRENGTH | TEAM | ADJ. | CONF. | ADJ CONF. |
| Average RPI Loss: | 32 | RECORD | PCT. RANK | GAMES | SCHEDULE | OF SCHEDULE | RPI | RPI | RPI | RPI |
| DIV. I ONLY | 14- 3 | 27 | 7-3 | 71 | 73 | 30 | 30 | 3 | 3 | |
| DIV. I NON-CONF. | 10- 2 | 37 | 2- 0 | 141 | 149 | 64 | 64 | 3 | 3 | |
| ----- | | | | | | | | | | |
| TOTALS | RPI 1-25 | RPI 26-50 | W-L RECORDS | RPI 51-100 | RPI 101-150 | RPI 150+ | | | | |
| 14- 3 | 1- 1 | 0- 2 | OVERALL | 3- 0 | 4- 0 | 6- 0 | | | | |
| 7- 2 | 0- 1 | 0- 1 | HOME | 1- 0 | 2- 0 | 4- 0 | | | | |
| 4- 1 | 1- 0 | 0- 1 | AWAY | 0- 0 | 1- 0 | 2- 0 | | | | |
| 3- 0 | 0- 0 | 0- 0 | NEUTRAL | 2- 0 | 1- 0 | 0- 0 | | | | |
| 10- 2 | 0- 1 | 0- 1 | NON-CONFERENCE | 2- 0 | 2- 0 | 6- 0 | | | | |
| 5- 2 | 0- 1 | 0- 1 | HOME | 0- 0 | 1- 0 | 4- 0 | | | | |
| 2- 0 | 0- 0 | 0- 0 | AWAY | 0- 0 | 0- 0 | 2- 0 | | | | |
| 3- 0 | 0- 0 | 0- 0 | NEUTRAL | 2- 0 | 1- 0 | 0- 0 | | | | |
| 4- 1 | 1- 0 | 0- 1 | CONFERENCE | 1- 0 | 2- 0 | 0- 0 | | | | |
| 2- 0 | 0- 0 | 0- 0 | HOME | 1- 0 | 1- 0 | 0- 0 | | | | |
| 2- 1 | 1- 0 | 0- 1 | AWAY | 0- 0 | 1- 0 | 0- 0 | | | | |
| 0- 0 | 0- 0 | 0- 0 | NEUTRAL | 0- 0 | 0- 0 | 0- 0 | | | | |

| RPI 1-25 | | | | RPI 26-50 | | | | Team's RPI: 30 | | | | RPI 51-100 | | | | RPI 101+ | | | |
|---------------------------|---|-----------------|-------|-----------|---|------------|-------|----------------|---|--------------|-------|------------|---|------------------|--------|----------|---|----------|-------|
| RPI | S | Opponent | Score | RPI | S | Opponent | Score | RPI | S | Opponent | Score | RPI | S | Opponent | Score | RPI | S | Opponent | Score |
| 9 | H | Mississippi St. | 49 67 | 39 | H | Tennessee | 82 88 | 67 | N | Michigan | 69 52 | 109 | A | West Virginia | 70 58 | | | | |
| 11 | A | Iowa St. | 64 62 | 47 | A | Kansas St. | 69 87 | 71 | N | Quinnipiac | 56 55 | 137 | N | Fordham | 72 54 | | | | |
| | | | | | | | | 78 | H | Oklahoma St. | 60 51 | 138 | H | Duquesne | 78 41 | | | | |
| | | | | | | | | | | | | 144 | H | Oklahoma | 73 63 | | | | |
| | | | | | | | | | | | | 199 | A | North Texas | 64 54 | | | | |
| | | | | | | | | | | | | 249 | A | UTRGV | 81 66 | | | | |
| | | | | | | | | | | | | 252 | H | Stetson | 65 46 | | | | |
| | | | | | | | | | | | | 261 | H | UTSA | 98 54 | | | | |
| | | | | | | | | | | | | 325 | H | Northwestern St. | 104 66 | | | | |
| | | | | | | | | | | | | 334 | H | McNeese | 96 40 | | | | |
| LAST 12 Division I GAMES: | | | | | | | | | | | | | | | | | | | |
| 137 | N | Fordham | 72 54 | 47 | A | Kansas St. | 69 87 | 11 | A | Iowa St. | 64 62 | 144 | H | Oklahoma | 73 63 | | | | |
| 67 | N | Michigan | 69 52 | | | | | | | | | 109 | A | West Virginia | 70 58 | | | | |
| 249 | A | UTRGV | 81 66 | | | | | | | | | 78 | H | Oklahoma St. | 60 51 | | | | |
| 252 | H | Stetson | 65 46 | | | | | | | | | 325 | H | Northwestern St. | 104 66 | | | | |
| 39 | H | Tennessee | 82 88 | | | | | | | | | | | | | | | | |
| 9 | H | Mississippi St. | 49 67 | | | | | | | | | | | | | | | | |

Non-Div I Games:

Texas

| | | | | | | | | | | |
|-------------------|----------|-----------|----------------|------------|-------------|---------------|------|------|-------|-----------|
| Average RPI Win: | 156 | WON-LOST | WINNING | LAST 10 | STRENGTH OF | OPP. STRENGTH | TEAM | ADJ. | CONF. | ADJ CONF. |
| Average RPI Loss: | 41 | RECORD | PCT. RANK | GAMES | SCHEDULE | OF SCHEDULE | RPI | RPI | RPI | RPI |
| DIV. I ONLY | 13- 4 | 41 | 8-2 | 68 | 52 | 36 | 36 | 6 | 6 | |
| DIV. I NON-CONF. | 11- 2 | 33 | 0- 0 | 73 | 106 | 26 | 26 | 6 | 6 | |
| ----- | | | | | | | | | | |
| TOTALS | RPI 1-25 | RPI 26-50 | W-L RECORDS | RPI 51-100 | RPI 101-150 | RPI 150+ | | | | |
| 13- 4 | 0- 2 | 1- 0 | OVERALL | 2- 2 | 4- 0 | 6- 0 | | | | |
| 8- 2 | 0- 1 | 0- 0 | HOME | 2- 1 | 2- 0 | 4- 0 | | | | |
| 3- 2 | 0- 1 | 0- 0 | AWAY | 0- 1 | 2- 0 | 1- 0 | | | | |
| 2- 0 | 0- 0 | 1- 0 | NEUTRAL | 0- 0 | 0- 0 | 1- 0 | | | | |
| 11- 2 | 0- 1 | 1- 0 | NON-CONFERENCE | 1- 1 | 4- 0 | 5- 0 | | | | |
| 7- 1 | 0- 0 | 0- 0 | HOME | 1- 1 | 2- 0 | 4- 0 | | | | |
| 2- 1 | 0- 1 | 0- 0 | AWAY | 0- 0 | 2- 0 | 0- 0 | | | | |
| 2- 0 | 0- 0 | 1- 0 | NEUTRAL | 0- 0 | 0- 0 | 1- 0 | | | | |
| 2- 2 | 0- 1 | 0- 0 | CONFERENCE | 1- 1 | 0- 0 | 1- 0 | | | | |
| 1- 1 | 0- 1 | 0- 0 | HOME | 1- 0 | 0- 0 | 0- 0 | | | | |
| 1- 1 | 0- 0 | 0- 0 | AWAY | 0- 1 | 0- 0 | 1- 0 | | | | |
| 0- 0 | 0- 0 | 0- 0 | NEUTRAL | 0- 0 | 0- 0 | 0- 0 | | | | |

| RPI 1-25 | | | | RPI 26-50 | | | | RPI 51-100 | | | | RPI 101+ | | | |
|------------------------------|---|--------------------|-------|-----------|---|------------------------|-------|------------|---|------------------------|-------|----------|---|----------------|-------|
| RPI | S | Opponent | Score | RPI | S | Opponent | Score | RPI | S | Opponent | Score | RPI | S | Opponent | Score |
| 5 | A | Syracuse | 65 75 | 31 | N | Oregon St. | 76 70 | 52 | H | Southern Cal i forni a | 71 51 | 117 | H | Ri ce | 65 54 |
| 24 | H | South Carol i na | 57 60 | | | | | 63 | H | Lamar Uni versi ty | 68 74 | 121 | A | Houston | 68 52 |
| | | | | | | | | 70 | A | LSU | 52 63 | 127 | A | Li ttle Rock | 61 40 |
| | | | | | | | | 97 | H | Al abama | 70 43 | 142 | H | Arkansas St. | 97 56 |
| | | | | | | | | | | | | 174 | A | Vanderbi l t | 50 43 |
| | | | | | | | | | | | | 181 | N | UC Ri versi de | 70 63 |
| | | | | | | | | | | | | 195 | H | Prai rie Vi ew | 70 57 |
| | | | | | | | | | | | | 219 | H | Jacksonville | 73 53 |
| | | | | | | | | | | | | 249 | H | UTRGV | 84 61 |
| | | | | | | | | | | | | 324 | H | Central Ark. | 84 27 |
| ----- | | | | | | | | | | | | | | | |
| LAST 12 Di vi si on I GAMES: | | | | | | | | | | | | | | | |
| 97 | H | Al abama | 70 43 | 70 | A | LSU | 52 63 | | | | | | | | |
| 174 | A | Vanderbi l t | 50 43 | 24 | H | South Carol i na | 57 60 | | | | | | | | |
| 181 | N | UC Ri versi de | 70 63 | 249 | H | UTRGV | 84 61 | | | | | | | | |
| 324 | H | Central Ark. | 84 27 | 195 | H | Prai rie Vi ew | 70 57 | | | | | | | | |
| 121 | A | Houston | 68 52 | 52 | H | Southern Cal i forni a | 71 51 | | | | | | | | |
| 63 | H | Lamar Uni versi ty | 68 74 | 31 | N | Oregon St. | 76 70 | | | | | | | | |

Non-Di v I Games:

Texas A&M

| | | | | | | | | | | |
|-------------------|----------|-----------|----------------|------------|-------------|---------------|------|------|-------|-----------|
| Average RPI Win: | 261 | WON-LOST | WINNING | LAST 10 | STRENGTH OF | OPP. STRENGTH | TEAM | ADJ. | CONF. | ADJ CONF. |
| Average RPI Loss: | 150 | RECORD | PCT. RANK | GAMES | SCHEDULE | OF SCHEDULE | RPI | RPI | RPI | RPI |
| DIV. I ONLY | 3- 9 | 291 | 4-6 | 200 | 313 | 225 | 225 | 29 | 29 | |
| DIV. I NON-CONF. | 2- 7 | 288 | 0- 0 | 50 | 328 | 184 | 184 | 26 | 26 | |
| ----- | | | | | | | | | | |
| TOTALS | RPI 1-25 | RPI 26-50 | W-L RECORDS | RPI 51-100 | RPI 101-150 | RPI 150+ | | | | |
| 3- 9 | 0- 1 | 0- 0 | OVERALL | 0- 2 | 0- 2 | 3- 4 | | | | |
| 0- 0 | 0- 0 | 0- 0 | HOME | 0- 0 | 0- 0 | 0- 0 | | | | |
| 3- 7 | 0- 1 | 0- 0 | AWAY | 0- 2 | 0- 2 | 3- 2 | | | | |
| 0- 2 | 0- 0 | 0- 0 | NEUTRAL | 0- 0 | 0- 0 | 0- 2 | | | | |
| 2- 7 | 0- 1 | 0- 0 | NON-CONFERENCE | 0- 2 | 0- 2 | 2- 2 | | | | |
| 0- 0 | 0- 0 | 0- 0 | HOME | 0- 0 | 0- 0 | 0- 0 | | | | |
| 2- 5 | 0- 1 | 0- 0 | AWAY | 0- 2 | 0- 2 | 2- 0 | | | | |
| 0- 2 | 0- 0 | 0- 0 | NEUTRAL | 0- 0 | 0- 0 | 0- 2 | | | | |
| 1- 2 | 0- 0 | 0- 0 | CONFERENCE | 0- 0 | 0- 0 | 1- 2 | | | | |
| 0- 0 | 0- 0 | 0- 0 | HOME | 0- 0 | 0- 0 | 0- 0 | | | | |
| 1- 2 | 0- 0 | 0- 0 | AWAY | 0- 0 | 0- 0 | 1- 2 | | | | |
| 0- 0 | 0- 0 | 0- 0 | NEUTRAL | 0- 0 | 0- 0 | 0- 0 | | | | |

| RPI 1-25 | | | | RPI 26-50 | | | | RPI 51-100 | | | | RPI 101+ Team's RPI: 225 | | | |
|---------------------------|---|-------------------|-------|-----------|---|--------------|-------|------------|---|----------|-------|--------------------------|---|-------------------|-------|
| RPI | S | Opponent | Score | RPI | S | Opponent | Score | RPI | S | Opponent | Score | RPI | S | Opponent | Score |
| 25 | A | Michigan St. | 45 91 | | | | | 74 | A | SFA | 55 74 | 117 | A | Rice | 71 76 |
| | | | | | | | | 82 | A | Tulane | 56 62 | 146 | A | Texas Tech | 55 75 |
| | | | | | | | | | | | | 169 | N | Abilene Christian | 39 81 |
| | | | | | | | | | | | | 170 | A | Southern U. | 61 63 |
| | | | | | | | | | | | | 195 | A | Prairie View | 52 44 |
| | | | | | | | | | | | | 218 | N | Nicholls St. | 57 58 |
| | | | | | | | | | | | | 249 | A | UTRGV | 69 55 |
| | | | | | | | | | | | | 339 | A | Savannah St. | 65 41 |
| | | | | | | | | | | | | 350 | A | Alcorn | 52 53 |
| ----- | | | | | | | | | | | | | | | |
| LAST 12 Division I GAMES: | | | | | | | | | | | | | | | |
| 195 | A | Prairie View | 52 44 | 350 | A | Alcorn | 52 53 | | | | | | | | |
| 170 | A | Southern U. | 61 63 | 146 | A | Texas Tech | 55 75 | | | | | | | | |
| 218 | N | Nicholls St. | 57 58 | 74 | A | SFA | 55 74 | | | | | | | | |
| 169 | N | Abilene Christian | 39 81 | 249 | A | UTRGV | 69 55 | | | | | | | | |
| 117 | A | Rice | 71 76 | 25 | A | Michigan St. | 45 91 | | | | | | | | |
| 82 | A | Tulane | 56 62 | 339 | A | Savannah St. | 65 41 | | | | | | | | |

Non-Div I Games: Huston-Tillotson 72 36 Paul Quinn 83 54

Texas Southern

Average RPI Win: 239

Average RPI Loss: 91

WON-LOST
RECORDWINNING
PCT. RANKLAST 10
GAMESSTRENGTH OF
SCHEDULEOPP. STRENGTH
OF SCHEDULETEAM
RPIADJ.
RPICONF.
RPIADJ CONF.
RPIDIV. I ONLY
DIV. I NON-CONF.6- 9
3- 7224
2565-5
0- 191
44144
179155
161155
16115
1515
15

TOTALS

RPI 1-25

RPI 26-50

W-L RECORDS

RPI 51-100

RPI 101-150

RPI 150+

6- 9
2- 3
4- 5
0- 10- 0
0- 0
0- 0
0- 00- 1
0- 0
0- 1
0- 0OVERALL
HOME
AWAY
NEUTRAL0- 4
0- 0
0- 3
0- 10- 3
0- 2
0- 1
0- 06- 1
2- 1
4- 0
0- 03- 7
1- 2
2- 4
0- 10- 0
0- 0
0- 0
0- 00- 1
0- 0
0- 1
0- 0NON-CONFERENCE
HOME
AWAY
NEUTRAL0- 4
0- 0
0- 3
0- 10- 1
0- 1
0- 0
0- 03- 1
1- 1
2- 0
0- 03- 2
1- 1
2- 1
0- 00- 0
0- 0
0- 0
0- 00- 0
0- 0
0- 0
0- 0CONFERENCE
HOME
AWAY
NEUTRAL0- 0
0- 0
0- 0
0- 00- 2
0- 1
0- 1
0- 03- 0
1- 0
2- 0
0- 0

RPI 1-25

RPI 26-50

RPI 51-100

RPI 101+

Team's RPI: 155

RPI S Opponent Score

RPI S Opponent Score

RPI S Opponent Score

RPI S Opponent Score

33 A Missouri 50 69

53 N Saint Mary's (CA) 62 89

112 H Appalachian St. 49 62

55 A New Mexico 51 82

114 H Montana St. 59 67

78 A Oklahoma St. 55 66

127 A Little Rock 47 62

82 A Tulane 61 67

165 H Oral Roberts 64 81

194 A Georgia St. 69 60

202 H Coastal Caro. 73 58

218 H Nicholls St. 72 67

261 A UTSA 68 60

279 A Ga. Southern 64 52

280 A A&M-Corpus Christi 60 53

LAST 12 Division I GAMES:

82 A Tulane 61 67

218 H Nicholls St. 72 67

114 H Montana St. 59 67

127 A Little Rock 47 62

53 N Saint Mary's (CA) 62 89

112 H Appalachian St. 49 62

33 A Missouri 50 69

202 H Coastal Caro. 73 58

78 A Oklahoma St. 55 66

194 A Georgia St. 69 60

280 A A&M-Corpus Christi 60 53

279 A Ga. Southern 64 52

Non-Div I Games:

UNKNOWN

92 39

Tex. A&M Int'l

89 25

Texas St.

Loss, Non-Conf, S Site, H Home A Away N Neutral

| | | | | | | | | | | |
|-------------------|----------|-----------|----------------|------------|-------------|---------------|------|------|-------|-----------|
| Average RPI Win: | 203 | WON-LOST | WINNING | LAST 10 | STRENGTH OF | OPP. STRENGTH | TEAM | ADJ. | CONF. | ADJ CONF. |
| Average RPI Loss: | 101 | RECORD | PCT. RANK | GAMES | SCHEDULE | OF SCHEDULE | RPI | RPI | RPI | RPI |
| DIV. I ONLY | 10- 6 | 99 | 5-5 | 153 | 136 | 146 | 146 | 3 | 3 | |
| DIV. I NON-CONF. | 9- 2 | 43 | 0- 0 | 282 | 246 | 137 | 137 | 3 | 3 | |
| ----- | | | | | | | | | | |
| TOTALS | RPI 1-25 | RPI 26-50 | W-L RECORDS | RPI 51-100 | RPI 101-150 | RPI 150+ | | | | |
| 10- 6 | 0- 1 | 0- 0 | OVERALL | 2- 2 | 0- 2 | 8- 1 | | | | |
| 9- 2 | 0- 1 | 0- 0 | HOME | 2- 0 | 0- 1 | 7- 0 | | | | |
| 1- 4 | 0- 0 | 0- 0 | AWAY | 0- 2 | 0- 1 | 1- 1 | | | | |
| 0- 0 | 0- 0 | 0- 0 | NEUTRAL | 0- 0 | 0- 0 | 0- 0 | | | | |
| 9- 2 | 0- 0 | 0- 0 | NON-CONFERENCE | 1- 0 | 0- 1 | 8- 1 | | | | |
| 8- 1 | 0- 0 | 0- 0 | HOME | 1- 0 | 0- 1 | 7- 0 | | | | |
| 1- 1 | 0- 0 | 0- 0 | AWAY | 0- 0 | 0- 0 | 1- 1 | | | | |
| 0- 0 | 0- 0 | 0- 0 | NEUTRAL | 0- 0 | 0- 0 | 0- 0 | | | | |
| 1- 4 | 0- 1 | 0- 0 | CONFERENCE | 1- 2 | 0- 1 | 0- 0 | | | | |
| 1- 1 | 0- 1 | 0- 0 | HOME | 1- 0 | 0- 0 | 0- 0 | | | | |
| 0- 3 | 0- 0 | 0- 0 | AWAY | 0- 2 | 0- 1 | 0- 0 | | | | |
| 0- 0 | 0- 0 | 0- 0 | NEUTRAL | 0- 0 | 0- 0 | 0- 0 | | | | |

| RPI 1-25 | | | | RPI 26-50 | | | | RPI 51-100 | | | | RPI 101+ | | | | Team's RPI: 146 |
|---------------------------|---|-----------------|--------------|-----------|---|-------------------|--------------|------------|---|--------------|--------------|----------|---|--------------------|--------------|-----------------|
| RPI | S | Opponent | Score | RPI | S | Opponent | Score | RPI | S | Opponent | Score | RPI | S | Opponent | Score | |
| 2 | H | Baylor | 56 73 | | | | | 59 | H | Kansas | 69 66 | 113 | H | Idaho | 77 88 | |
| | | | | | | | | 66 | A | TCU | 70 78 | 144 | A | Oklahoma | 61 66 | |
| | | | | | | | | 74 | H | SFA | 77 69 | 169 | H | Abilene Christian | 105 54 | |
| | | | | | | | | 78 | A | Oklahoma St. | 57 65 | 170 | H | Southern U. | 76 58 | |
| | | | | | | | | | | | | 196 | H | Jacksonville St. | 71 58 | |
| | | | | | | | | | | | | 203 | A | Florida | 67 72 | |
| | | | | | | | | | | | | 225 | H | Texas Southern | 75 55 | |
| | | | | | | | | | | | | 240 | A | Nevada | 86 67 | |
| | | | | | | | | | | | | 280 | H | A&M-Corpus Christi | 78 61 | |
| | | | | | | | | | | | | 305 | H | Houston Baptist | 82 76 | |
| | | | | | | | | | | | | 312 | H | La.-Monroe | 86 42 | |
| LAST 12 Division I GAMES: | | | | | | | | | | | | | | | | |
| 66 | A | TCU | 70 78 | 59 | H | Kansas | 69 66 | | | | | | | | | |
| 78 | A | Oklahoma St. | 57 65 | 2 | H | Baylor | 56 73 | | | | | | | | | |
| 240 | A | Nevada | 86 67 | 144 | A | Oklahoma | 61 66 | | | | | | | | | |
| 203 | A | Florida | 67 72 | 169 | H | Abilene Christian | 105 54 | | | | | | | | | |
| 74 | H | SFA | 77 69 | 225 | H | Texas Southern | 75 55 | | | | | | | | | |
| 305 | H | Houston Baptist | 82 76 | 170 | H | Southern U. | 76 58 | | | | | | | | | |

Non-Div I Games:

Texas Tech

| | | | | | | | | | | |
|-------------------|----------|-----------|----------------|------------|-------------|---------------|------|------|-------|-----------|
| Average RPI Win: | 229 | WON-LOST | WINNING | LAST 10 | STRENGTH OF | OPP. STRENGTH | TEAM | ADJ. | CONF. | ADJ CONF. |
| Average RPI Loss: | 70 | RECORD | PCT. RANK | GAMES | SCHEDULE | OF SCHEDULE | RPI | RPI | RPI | RPI |
| DIV. I ONLY | 10- 5 | 85 | 7-3 | 164 | 163 | 99 | 99 | 8 | 8 | |
| DIV. I NON-CONF. | 8- 3 | 71 | 0- 0 | 179 | 142 | 77 | 77 | 8 | 8 | |
| ----- | | | | | | | | | | |
| TOTALS | RPI 1-25 | RPI 26-50 | W-L RECORDS | RPI 51-100 | RPI 101-150 | RPI 150+ | | | | |
| 10- 5 | 0- 1 | 0- 0 | OVERALL | 1- 3 | 2- 1 | 7- 0 | | | | |
| 5- 2 | 0- 1 | 0- 0 | HOME | 0- 1 | 2- 0 | 3- 0 | | | | |
| 5- 3 | 0- 0 | 0- 0 | AWAY | 1- 2 | 0- 1 | 4- 0 | | | | |
| 0- 0 | 0- 0 | 0- 0 | NEUTRAL | 0- 0 | 0- 0 | 0- 0 | | | | |
| 8- 3 | 0- 1 | 0- 0 | NON-CONFERENCE | 1- 1 | 2- 1 | 5- 0 | | | | |
| 4- 1 | 0- 1 | 0- 0 | HOME | 0- 0 | 2- 0 | 2- 0 | | | | |
| 4- 2 | 0- 0 | 0- 0 | AWAY | 1- 1 | 0- 1 | 3- 0 | | | | |
| 0- 0 | 0- 0 | 0- 0 | NEUTRAL | 0- 0 | 0- 0 | 0- 0 | | | | |
| 2- 2 | 0- 0 | 0- 0 | CONFERENCE | 0- 2 | 0- 0 | 2- 0 | | | | |
| 1- 1 | 0- 0 | 0- 0 | HOME | 0- 1 | 0- 0 | 1- 0 | | | | |
| 1- 1 | 0- 0 | 0- 0 | AWAY | 0- 1 | 0- 0 | 1- 0 | | | | |
| 0- 0 | 0- 0 | 0- 0 | NEUTRAL | 0- 0 | 0- 0 | 0- 0 | | | | |

| RPI 1-25 | | | | RPI 26-50 | | | | RPI 51-100 | | | | RPI 101+ | | | |
|---------------------------|---|---------------|-------|-----------|---|-------------|-------|------------|---|---------------|-------|----------|---|---------------|-------|
| RPI | S | Opponent | Score | RPI | S | Opponent | Score | RPI | S | Opponent | Score | RPI | S | Opponent | Score |
| 1 | H | Notre Dame | 56 72 | | | | | 54 | A | Belmont | 78 69 | 103 | A | Dayton | 49 70 |
| | | | | | | | | 62 | H | Kent St. | 47 58 | 135 | H | Stony Brook | 80 48 |
| | | | | | | | | 89 | A | Maine | 59 73 | 138 | H | Duquesne | 65 52 |
| | | | | | | | | 96 | A | Miami (OH) | 64 65 | 186 | H | Ball St. | 65 58 |
| | | | | | | | | | | | | 260 | A | Cleveland St. | 65 60 |
| | | | | | | | | | | | | 273 | A | Memphis | 58 48 |
| | | | | | | | | | | | | 295 | A | Western Mich. | 80 57 |
| | | | | | | | | | | | | 299 | A | Valparaiso | 65 59 |
| | | | | | | | | | | | | 323 | H | Detroit Mercy | 77 60 |
| | | | | | | | | | | | | 328 | H | Iona | 84 38 |
| ----- | | | | | | | | | | | | | | | |
| LAST 12 Division I GAMES: | | | | | | | | | | | | | | | |
| 295 | A | Western Mich. | 80 57 | 96 | A | Miami (OH) | 64 65 | 186 | H | Ball St. | 65 58 | 323 | H | Detroit Mercy | 77 60 |
| 62 | H | Kent St. | 47 58 | 135 | H | Stony Brook | 80 48 | 260 | A | Cleveland St. | 65 60 | 273 | A | Memphis | 58 48 |
| 273 | A | Memphis | 58 48 | 295 | A | Valparaiso | 65 59 | 299 | A | Valparaiso | 65 59 | 323 | H | Detroit Mercy | 77 60 |
| 54 | A | Belmont | 78 69 | 103 | A | Dayton | 49 70 | 328 | H | Iona | 84 38 | | | | |

Non-Div I Games:

Toledo

| | | | | | | | | | | |
|-------------------|----------|-----------|----------------|------------|-------------|---------------|------|------|-------|-----------|
| Average RPI Win: | 231 | WON-LOST | WINNING | LAST 10 | STRENGTH OF | OPP. STRENGTH | TEAM | ADJ. | CONF. | ADJ CONF. |
| Average RPI Loss: | 128 | RECORD | PCT. RANK | GAMES | SCHEDULE | OF SCHEDULE | RPI | RPI | RPI | RPI |
| DIV. I ONLY | 11- 5 | 78 | 8-2 | 233 | 172 | 91 | 91 | 10 | 10 | |
| DIV. I NON-CONF. | 6- 5 | 143 | 0- 0 | 274 | 171 | 160 | 160 | 13 | 13 | |
| ----- | | | | | | | | | | |
| TOTALS | RPI 1-25 | RPI 26-50 | W-L RECORDS | RPI 51-100 | RPI 101-150 | RPI 150+ | | | | |
| 11- 5 | 0- 1 | 0- 0 | OVERALL | 1- 0 | 1- 2 | 9- 2 | | | | |
| 5- 0 | 0- 0 | 0- 0 | HOME | 1- 0 | 0- 0 | 4- 0 | | | | |
| 6- 5 | 0- 1 | 0- 0 | AWAY | 0- 0 | 1- 2 | 5- 2 | | | | |
| 0- 0 | 0- 0 | 0- 0 | NEUTRAL | 0- 0 | 0- 0 | 0- 0 | | | | |
| 6- 5 | 0- 1 | 0- 0 | NON-CONFERENCE | 0- 0 | 0- 2 | 6- 2 | | | | |
| 3- 0 | 0- 0 | 0- 0 | HOME | 0- 0 | 0- 0 | 3- 0 | | | | |
| 3- 5 | 0- 1 | 0- 0 | AWAY | 0- 0 | 0- 2 | 3- 2 | | | | |
| 0- 0 | 0- 0 | 0- 0 | NEUTRAL | 0- 0 | 0- 0 | 0- 0 | | | | |
| 5- 0 | 0- 0 | 0- 0 | CONFERENCE | 1- 0 | 1- 0 | 3- 0 | | | | |
| 2- 0 | 0- 0 | 0- 0 | HOME | 1- 0 | 0- 0 | 1- 0 | | | | |
| 3- 0 | 0- 0 | 0- 0 | AWAY | 0- 0 | 1- 0 | 2- 0 | | | | |
| 0- 0 | 0- 0 | 0- 0 | NEUTRAL | 0- 0 | 0- 0 | 0- 0 | | | | |

| | | | | |
|--------------------------------|----------------------------|----------------------------|----------------|--------------------------------|
| RPI 1-25 | RPI 26-50 | RPI 51-100 | Team's RPI: 91 | RPI 101+ |
| RPI S Opponent Score | RPI S Opponent Score | RPI S Opponent Score | | RPI S Opponent Score |
| 5 A Syracuse 55 98 | | 51 H Northeastern 88 83 | | 108 A Wake Forest 53 60 |
| | | | | 109 A West Virginia 43 90 |
| | | | | 125 A Drexel 55 54 |
| | | | | 185 A George Washington 63 76 |
| | | | | 193 A Delaware 56 48 |
| | | | | 198 H Massachusetts 78 53 |
| | | | | 232 A Mt. St. Mary's 78 87 |
| | | | | 246 A Marshall 76 69 |
| | | | | 256 H Hofstra 92 68 |
| | | | | 268 H La Salle 92 68 |
| | | | | 277 A Saint Joseph's 73 52 |
| | | | | 303 A Col. of Charleston 77 61 |
| | | | | 309 A UMBG 71 62 |
| | | | | 314 H Loyola Maryland 62 57 |
| LAST 12 Division I GAMES: | | | | |
| 303 A Col. of Charleston 77 61 | 51 H Northeastern 88 83 | 193 A Delaware 56 48 | | |
| 256 H Hofstra 92 68 | 125 A Drexel 55 54 | 246 A Marshall 76 69 | | |
| 314 H Loyola Maryland 62 57 | 5 A Syracuse 55 98 | 109 A West Virginia 43 90 | | |
| 185 A George Washington 63 76 | 232 A Mt. St. Mary's 78 87 | 277 A Saint Joseph's 73 52 | | |

Non-Div I Games:

Towson

| | | | | | | | | | | |
|-------------------|----------|-----------|----------------|------------|-------------|---------------|------|------|-------|-----------|
| Average RPI Win: | 216 | WON-LOST | WINNING | LAST 10 | STRENGTH OF | OPP. STRENGTH | TEAM | ADJ. | CONF. | ADJ CONF. |
| Average RPI Loss: | 43 | RECORD | PCT. RANK | GAMES | SCHEDULE | OF SCHEDULE | RPI | RPI | RPI | RPI |
| DIV. I ONLY | 13- 2 | 20 | 9-1 | 295 | 85 | 88 | 88 | 15 | 15 | |
| DIV. I NON-CONF. | 8- 2 | 52 | 0- 0 | 327 | 103 | 143 | 143 | 15 | 15 | |
| ----- | | | | | | | | | | |
| TOTALS | RPI 1-25 | RPI 26-50 | W-L RECORDS | RPI 51-100 | RPI 101-150 | RPI 150+ | | | | |
| 13- 2 | 0- 1 | 0- 0 | OVERALL | 0- 1 | 3- 0 | 10- 0 | | | | |
| 5- 1 | 0- 0 | 0- 0 | HOME | 0- 1 | 2- 0 | 3- 0 | | | | |
| 6- 1 | 0- 1 | 0- 0 | AWAY | 0- 0 | 1- 0 | 5- 0 | | | | |
| 2- 0 | 0- 0 | 0- 0 | NEUTRAL | 0- 0 | 0- 0 | 2- 0 | | | | |
| 8- 2 | 0- 1 | 0- 0 | NON-CONFERENCE | 0- 1 | 0- 0 | 8- 0 | | | | |
| 3- 1 | 0- 0 | 0- 0 | HOME | 0- 1 | 0- 0 | 3- 0 | | | | |
| 3- 1 | 0- 1 | 0- 0 | AWAY | 0- 0 | 0- 0 | 3- 0 | | | | |
| 2- 0 | 0- 0 | 0- 0 | NEUTRAL | 0- 0 | 0- 0 | 2- 0 | | | | |
| 5- 0 | 0- 0 | 0- 0 | CONFERENCE | 0- 0 | 3- 0 | 2- 0 | | | | |
| 2- 0 | 0- 0 | 0- 0 | HOME | 0- 0 | 2- 0 | 0- 0 | | | | |
| 3- 0 | 0- 0 | 0- 0 | AWAY | 0- 0 | 1- 0 | 2- 0 | | | | |
| 0- 0 | 0- 0 | 0- 0 | NEUTRAL | 0- 0 | 0- 0 | 0- 0 | | | | |

| RPI | S | Opponent | Score | RPI | S | Opponent | Score | RPI | S | Opponent | Score | RPI | S | Opponent | Score |
|---------------------------|---|------------------|--------|-----|---|------------------|-------|-----|---|--------------|-------|-----|---|------------------|--------|
| 21 | A | Florida St. | 67 103 | | | | | 64 | H | Middle Tenn. | 64 67 | 112 | A | Appalachian St. | 83 72 |
| | | | | | | | | | | | | 127 | H | Little Rock | 71 66 |
| | | | | | | | | | | | | 142 | H | Arkansas St. | 87 79 |
| | | | | | | | | | | | | 191 | A | Ole Miss | 71 54 |
| | | | | | | | | | | | | 196 | A | Jacksonville St. | 89 63 |
| | | | | | | | | | | | | 202 | A | Coastal Caro. | 82 81 |
| | | | | | | | | | | | | 227 | N | Sam Houston St. | 84 79 |
| | | | | | | | | | | | | 243 | H | Samford | 72 52 |
| | | | | | | | | | | | | 253 | A | ETSU | 84 66 |
| | | | | | | | | | | | | 263 | H | Alabama St. | 116 46 |
| | | | | | | | | | | | | 271 | N | Mississippi Val. | 75 54 |
| | | | | | | | | | | | | 279 | A | Ga. Southern | 97 81 |
| | | | | | | | | | | | | 302 | H | Tennessee St. | 92 67 |
| LAST 12 Division I GAMES: | | | | | | | | | | | | | | | |
| 279 | A | Ga. Southern | 97 81 | 127 | H | Little Rock | 71 66 | | | | | | | | |
| 142 | H | Arkansas St. | 87 79 | 112 | A | Appalachian St. | 83 72 | | | | | | | | |
| 263 | H | Alabama St. | 116 46 | 202 | A | Coastal Caro. | 82 81 | | | | | | | | |
| 271 | N | Mississippi Val. | 75 54 | 196 | A | Jacksonville St. | 89 63 | | | | | | | | |
| 227 | N | Sam Houston St. | 84 79 | 191 | A | Ole Miss | 71 54 | | | | | | | | |
| 253 | A | ETSU | 84 66 | 64 | H | Middle Tenn. | 64 67 | | | | | | | | |

Non-Div I Games: Talladega 91 70

Troy

T
u
l
a
n
e

| Tulane | | | | Through Games Of Jan. 18, 2019 | | | | | | | |
|------------------|-------|----------|----------|--------------------------------|---------|----------------|---------------|------------|-------------|----------|-----------|
| Average RPI | Win: | 198 | WON-LOST | WINNING | LAST 10 | STRENGTH OF | OPP. STRENGTH | TEAM | ADJ. | CONF. | ADJ CONF. |
| Average RPI | Loss: | 50 | RECORD | PCT. RANK | GAMES | SCHEDULE | OF SCHEDULE | RPI | RPI | RPI | RPI |
| DIV. I ONLY | | | 13- 4 | 41 | 7-3 | 180 | 66 | 82 | 82 | 9 | 9 |
| DIV. I NON-CONF. | | | 10- 3 | 59 | 1- 0 | 221 | 47 | 90 | 90 | 9 | 9 |
| ----- | | | | | | | | | | | |
| TOTALS | | RPI 1-25 | | RPI 26-50 | | W-L RECORDS | | RPI 51-100 | RPI 101-150 | RPI 150+ | |
| 13- 4 | | 1- 1 | | 0- 1 | | OVERALL | | 2- 2 | 0- 0 | 10- 0 | |
| 7- 2 | | 0- 1 | | 0- 0 | | HOME | | 1- 1 | 0- 0 | 6- 0 | |
| 3- 1 | | 0- 0 | | 0- 0 | | AWAY | | 1- 1 | 0- 0 | 2- 0 | |
| 3- 1 | | 1- 0 | | 0- 1 | | NEUTRAL | | 0- 0 | 0- 0 | 2- 0 | |
| 10- 3 | | 1- 0 | | 0- 1 | | NON-CONFERENCE | | 2- 2 | 0- 0 | 7- 0 | |
| 6- 1 | | 0- 0 | | 0- 0 | | HOME | | 1- 1 | 0- 0 | 5- 0 | |
| 1- 1 | | 0- 0 | | 0- 0 | | AWAY | | 1- 1 | 0- 0 | 0- 0 | |
| 3- 1 | | 1- 0 | | 0- 1 | | NEUTRAL | | 0- 0 | 0- 0 | 2- 0 | |
| 3- 1 | | 0- 1 | | 0- 0 | | CONFERENCE | | 0- 0 | 0- 0 | 3- 0 | |
| 1- 1 | | 0- 1 | | 0- 0 | | HOME | | 0- 0 | 0- 0 | 1- 0 | |
| 2- 0 | | 0- 0 | | 0- 0 | | AWAY | | 0- 0 | 0- 0 | 2- 0 | |
| 0- 0 | | 0- 0 | | 0- 0 | | NEUTRAL | | 0- 0 | 0- 0 | 0- 0 | |

| | | | | | | | | | | | | | | | |
|------------------------------|---|-----------------|-------|-----------|---|-----------------|-------|---------------------------|---|-----------------|-------|----------|---|-----------------|-------|
| RPI 1-25 | | | | RPI 26-50 | | | | RPI 51-100 Team's RPI: 82 | | | | RPI 101+ | | | |
| RPI | S | Opponent | Score | RPI | S | Opponent | Score | RPI | S | Opponent | Score | RPI | S | Opponent | Score |
| 6 | H | UConn | 33 75 | 28 | N | Cal i forni a | 57 65 | 69 | H | Ol d Domi ni on | 48 56 | 155 | H | Texas St. | 67 61 |
| 22 | N | Central Mich. | 68 57 | | | | | 70 | A | LSU | 56 54 | 207 | H | East Carol i na | 68 57 |
| | | | | | | | | 97 | A | Al abama | 58 69 | 211 | H | Southern Mi ss. | 71 54 |
| | | | | | | | | 98 | H | Washi ngton | 63 51 | 218 | H | Nichol l s St. | 71 46 |
| | | | | | | | | | | | | 225 | H | Texas Southern | 62 56 |
| | | | | | | | | | | | | 230 | A | SMU | 61 43 |
| | | | | | | | | | | | | 250 | A | Temple | 66 57 |
| | | | | | | | | | | | | 260 | N | Cleveland St. | 81 72 |
| | | | | | | | | | | | | 289 | H | Fla. Atlantic | 88 45 |
| | | | | | | | | | | | | 343 | N | Flori da A&M | 78 34 |
| ----- | | | | | | | | | | | | | | | |
| LAST 12 Di vi si on I GAMES: | | | | | | | | | | | | | | | |
| 155 | H | Texas St. | 67 61 | 230 | A | SMU | 61 43 | | | | | | | | |
| 6 | H | UConn | 33 75 | 250 | A | Temple | 66 57 | | | | | | | | |
| 97 | A | Al abama | 58 69 | 207 | H | East Carol i na | 68 57 | | | | | | | | |
| 218 | H | Nichol l s St. | 71 46 | 343 | N | Flori da A&M | 78 34 | | | | | | | | |
| 211 | H | Southern Mi ss. | 71 54 | 22 | N | Central Mi ch. | 68 57 | | | | | | | | |
| 289 | H | Fla. Atlantic | 88 45 | 69 | H | Ol d Domi ni on | 48 56 | | | | | | | | |

Non-Di v I Games:

Tulane

T
u
l
s
a

| | | | | | | | | | | | |
|------------------|----------|--------------------------------|-----------|-----------|----------------|-------------|---------------|-------------|------|----------|-----------|
| Tulsa | | Through Games Of Jan. 18, 2019 | | | | | | | | | |
| Average RPI | Win: | 212 | WON-LOST | WINNING | LAST 10 | STRENGTH OF | OPP. STRENGTH | TEAM | ADJ. | CONF. | ADJ CONF. |
| Average RPI | Loss: | 80 | RECORD | PCT. RANK | GAMES | SCHEDULE | OF SCHEDULE | RPI | RPI | RPI | RPI |
| DIV. I ONLY | | 9- 8 | 162 | 5-5 | 90 | 107 | 119 | 119 | 9 | 9 | |
| DIV. I NON-CONF. | | 6- 7 | 172 | 0- 1 | 118 | 54 | 155 | 155 | 9 | 9 | |
| ----- | | | | | | | | | | | |
| TOTALS | RPI 1-25 | | RPI 26-50 | | W-L RECORDS | RPI 51-100 | | RPI 101-150 | | RPI 150+ | |
| 9- 8 | 0- 2 | | 0- 0 | | OVERALL | 1- 3 | | 0- 3 | | 8- 0 | |
| 6- 2 | 0- 0 | | 0- 0 | | HOME | 0- 1 | | 0- 1 | | 6- 0 | |
| 2- 6 | 0- 2 | | 0- 0 | | AWAY | 0- 2 | | 0- 2 | | 2- 0 | |
| 1- 0 | 0- 0 | | 0- 0 | | NEUTRAL | 1- 0 | | 0- 0 | | 0- 0 | |
| 6- 7 | 0- 1 | | 0- 0 | | NON-CONFERENCE | 1- 3 | | 0- 3 | | 5- 0 | |
| 4- 2 | 0- 0 | | 0- 0 | | HOME | 0- 1 | | 0- 1 | | 4- 0 | |
| 1- 5 | 0- 1 | | 0- 0 | | AWAY | 0- 2 | | 0- 2 | | 1- 0 | |
| 1- 0 | 0- 0 | | 0- 0 | | NEUTRAL | 1- 0 | | 0- 0 | | 0- 0 | |
| 3- 1 | 0- 1 | | 0- 0 | | CONFERENCE | 0- 0 | | 0- 0 | | 3- 0 | |
| 2- 0 | 0- 0 | | 0- 0 | | HOME | 0- 0 | | 0- 0 | | 2- 0 | |
| 1- 1 | 0- 1 | | 0- 0 | | AWAY | 0- 0 | | 0- 0 | | 1- 0 | |
| 0- 0 | 0- 0 | | 0- 0 | | NEUTRAL | 0- 0 | | 0- 0 | | 0- 0 | |

T
u
l
s
a

| RPI 1-25 | | | | RPI 26-50 | | | | RPI 51-100 | | | | RPI 101+ Team's RPI: 119 | | | |
|---------------------------|---|-------------------|-------|-----------|---|---------------|-------|------------|---|----------|-------|--------------------------|---|-------------------|-------|
| RPI | S | Opponent | Score | RPI | S | Opponent | Score | RPI | S | Opponent | Score | RPI | S | Opponent | Score |
| 15 | A | Arizona St. | 52 70 | | | | | 54 | A | Belmont | 53 78 | 127 | H | Little Rock | 53 63 |
| 16 | A | UCF | 44 60 | | | | | 61 | H | Arkansas | 59 61 | 142 | A | Arkansas St. | 60 73 |
| | | | | | | | | 74 | A | SFA | 34 76 | 150 | A | American | 52 68 |
| | | | | | | | | 97 | N | Alabama | 80 73 | 165 | A | Oral Roberts | 76 68 |
| | | | | | | | | | | | | 169 | H | Abilene Christian | 75 63 |
| | | | | | | | | | | | | 207 | A | East Carolina | 75 55 |
| | | | | | | | | | | | | 212 | H | Saint Louis | 86 75 |
| | | | | | | | | | | | | 252 | H | Stetson | 55 54 |
| | | | | | | | | | | | | 266 | H | UTEP | 66 45 |
| | | | | | | | | | | | | 267 | H | Wichita St. | 63 49 |
| | | | | | | | | | | | | 273 | H | Memphis | 46 39 |
| ----- | | | | | | | | | | | | | | | |
| LAST 12 Division I GAMES: | | | | | | | | | | | | | | | |
| 15 | A | Arizona St. | 52 70 | 207 | A | East Carolina | 75 55 | | | | | | | | |
| 16 | A | UCF | 44 60 | 273 | H | Memphis | 46 39 | | | | | | | | |
| 142 | A | Arkansas St. | 60 73 | 267 | H | Wichita St. | 63 49 | | | | | | | | |
| 97 | N | Alabama | 80 73 | 266 | H | UTEP | 66 45 | | | | | | | | |
| 169 | H | Abilene Christian | 75 63 | 61 | H | Arkansas | 59 61 | | | | | | | | |
| 74 | A | SFA | 34 76 | 127 | H | Little Rock | 53 63 | | | | | | | | |

Non-Div I Games:

Tulsa

| | | | | | | | | | | |
|-------------------|----------|-----------|----------------|------------|-------------|---------------|------|------|-------|-----------|
| Average RPI Win: | 251 | WON-LOST | WINNING | LAST 10 | STRENGTH OF | OPP. STRENGTH | TEAM | ADJ. | CONF. | ADJ CONF. |
| Average RPI Loss: | 95 | RECORD | PCT. RANK | GAMES | SCHEDULE | OF SCHEDULE | RPI | RPI | RPI | RPI |
| DIV. I ONLY | 15- 2 | 12 | 9-1 | 350 | 140 | 164 | 164 | 16 | 16 | |
| DIV. I NON-CONF. | 11- 1 | 13 | 0- 1 | 342 | 170 | 138 | 138 | 19 | 19 | |
| ----- | | | | | | | | | | |
| TOTALS | RPI 1-25 | RPI 26-50 | W-L RECORDS | RPI 51-100 | RPI 101-150 | RPI 150+ | | | | |
| 15- 2 | 0- 0 | 0- 1 | OVERALL | 1- 0 | 2- 0 | 12- 1 | | | | |
| 6- 1 | 0- 0 | 0- 0 | HOME | 0- 0 | 1- 0 | 5- 1 | | | | |
| 7- 0 | 0- 0 | 0- 0 | AWAY | 1- 0 | 0- 0 | 6- 0 | | | | |
| 2- 1 | 0- 0 | 0- 1 | NEUTRAL | 0- 0 | 1- 0 | 1- 0 | | | | |
| 11- 1 | 0- 0 | 0- 1 | NON-CONFERENCE | 1- 0 | 2- 0 | 8- 0 | | | | |
| 5- 0 | 0- 0 | 0- 0 | HOME | 0- 0 | 1- 0 | 4- 0 | | | | |
| 4- 0 | 0- 0 | 0- 0 | AWAY | 1- 0 | 0- 0 | 3- 0 | | | | |
| 2- 1 | 0- 0 | 0- 1 | NEUTRAL | 0- 0 | 1- 0 | 1- 0 | | | | |
| 4- 1 | 0- 0 | 0- 0 | CONFERENCE | 0- 0 | 0- 0 | 4- 1 | | | | |
| 1- 1 | 0- 0 | 0- 0 | HOME | 0- 0 | 0- 0 | 1- 1 | | | | |
| 3- 0 | 0- 0 | 0- 0 | AWAY | 0- 0 | 0- 0 | 3- 0 | | | | |
| 0- 0 | 0- 0 | 0- 0 | NEUTRAL | 0- 0 | 0- 0 | 0- 0 | | | | |

U

U

A

A

B

B

| RPI 1-25 | | | | RPI 26-50 | | | | RPI 51-100 | | | | RPI 101+ Team's RPI: 164 | | | |
|---------------------------|---|----------|-------|-----------|---|--------------|-------|------------|---|------------------|-------|--------------------------|---|-------------------|-------|
| RPI | S | Opponent | Score | RPI | S | Opponent | Score | RPI | S | Opponent | Score | RPI | S | Opponent | Score |
| | | | | 39 | N | Tennessee | 69 73 | | | | | 112 | H | Appal achi an St. | 80 61 |
| | | | | | | | | 81 | A | FGCU | 62 60 | 144 | N | Okl ahoma | 89 84 |
| | | | | | | | | | | | | 151 | H | Loui si ana Tech | 68 73 |
| | | | | | | | | | | | | 211 | H | Southern Mi ss. | 71 60 |
| | | | | | | | | | | | | 243 | A | Samford | 66 41 |
| | | | | | | | | | | | | 258 | H | Al abama A&M | 82 47 |
| | | | | | | | | | | | | 263 | A | Al abama St. | 62 47 |
| | | | | | | | | | | | | 266 | A | UTEP | 74 48 |
| | | | | | | | | | | | | 273 | H | Memphi s | 85 54 |
| | | | | | | | | | | | | 287 | N | Coppi n St. | 86 61 |
| | | | | | | | | | | | | 289 | A | Fl a. Atlantic | 89 64 |
| | | | | | | | | | | | | 315 | A | FIU | 83 59 |
| | | | | | | | | | | | | 334 | H | McNeese | 91 48 |
| | | | | | | | | | | | | 340 | A | Chi cago St. | 90 45 |
| | | | | | | | | | | | | 350 | H | Al corn | 80 53 |
| LAST 12 Division I GAMES: | | | | | | | | | | | | | | | |
| | | | | 39 | N | Tennessee | 69 73 | 211 | H | Southern Miss. | 71 60 | | | | |
| | | | | 266 | A | UTEP | 74 48 | 151 | H | Loui si ana Tech | 68 73 | | | | |
| | | | | 263 | A | Al abama St. | 62 47 | 315 | A | FIU | 83 59 | | | | |
| | | | | 334 | H | McNeese | 91 48 | 289 | A | Fl a. Atlantic | 89 64 | | | | |
| | | | | 243 | A | Samford | 66 41 | 81 | A | FGCU | 62 60 | | | | |
| | | | | 350 | H | Al corn | 80 53 | 287 | N | Coppi n St. | 86 61 | | | | |

Non-Div I Games: Ala.-Huntsville 83 58

UAB

U
C
D
a
v
i
s

| UC Davis | | | | Through Games Of Jan. 18, 2019 | | | | | | | |
|------------------|-------|----------|-----------|--------------------------------|----------------|-------------|---------------|------|-------------|-------|-----------|
| Average RPI | Win: | 200 | WON-LOST | WINNING | LAST 10 | STRENGTH OF | OPP. STRENGTH | TEAM | ADJ. | CONF. | ADJ CONF. |
| Average RPI | Loss: | 128 | RECORD | PCT. RANK | GAMES | SCHEDULE | OF SCHEDULE | RPI | RPI | RPI | RPI |
| DIV. I ONLY | | | 9- 6 | 113 | 8-2 | 217 | 83 | 123 | 123 | 21 | 21 |
| DIV. I NON-CONF. | | | 7- 5 | 132 | 0- 1 | 195 | 49 | 106 | 106 | 20 | 20 |
| ----- | | | | | | | | | | | |
| TOTALS | | RPI 1-25 | RPI 26-50 | | W-L RECORDS | | RPI 51-100 | | RPI 101-150 | | RPI 150+ |
| 9- 6 | | 0- 1 | 0- 0 | | OVERALL | | 2- 1 | | 0- 2 | | 7- 2 |
| 4- 1 | | 0- 0 | 0- 0 | | HOME | | 1- 1 | | 0- 0 | | 3- 0 |
| 4- 5 | | 0- 1 | 0- 0 | | AWAY | | 1- 0 | | 0- 2 | | 3- 2 |
| 1- 0 | | 0- 0 | 0- 0 | | NEUTRAL | | 0- 0 | | 0- 0 | | 1- 0 |
| 7- 5 | | 0- 1 | 0- 0 | | NON-CONFERENCE | | 2- 1 | | 0- 2 | | 5- 1 |
| 3- 1 | | 0- 0 | 0- 0 | | HOME | | 1- 1 | | 0- 0 | | 2- 0 |
| 3- 4 | | 0- 1 | 0- 0 | | AWAY | | 1- 0 | | 0- 2 | | 2- 1 |
| 1- 0 | | 0- 0 | 0- 0 | | NEUTRAL | | 0- 0 | | 0- 0 | | 1- 0 |
| 2- 1 | | 0- 0 | 0- 0 | | CONFERENCE | | 0- 0 | | 0- 0 | | 2- 1 |
| 1- 0 | | 0- 0 | 0- 0 | | HOME | | 0- 0 | | 0- 0 | | 1- 0 |
| 1- 1 | | 0- 0 | 0- 0 | | AWAY | | 0- 0 | | 0- 0 | | 1- 1 |
| 0- 0 | | 0- 0 | 0- 0 | | NEUTRAL | | 0- 0 | | 0- 0 | | 0- 0 |

| | | | | | | | | | | | | | | | |
|----------------------------|---|-------------------|-------|-----------|---|-------------------|--------|------------|---|-------------------|-------|--------------------------|---|-------------------|--------|
| RPI 1-25 | | | | RPI 26-50 | | | | RPI 51-100 | | | | RPI 101+ Team's RPI: 123 | | | |
| RPI | S | Opponent | Score | RPI | S | Opponent | Score | RPI | S | Opponent | Score | RPI | S | Opponent | Score |
| 4 | A | Stanford | 43 71 | | | | | 53 | H | Saint Mary's (CA) | 76 74 | 130 | A | Loyola Marymount | 53 60 |
| | | | | | | | | 65 | H | Paci fi c | 80 83 | 143 | A | Portland St. | 50 65 |
| | | | | | | | | 100 | A | Washi ngton St. | 75 62 | 154 | A | Montana | 56 62 |
| | | | | | | | | | | | | 181 | A | UC Ri versi de | 67 59 |
| | | | | | | | | | | | | 189 | H | Southern Utah | 68 45 |
| | | | | | | | | | | | | 209 | H | Cal St. Fullerton | 75 51 |
| | | | | | | | | | | | | 240 | N | Nevada | 84 68 |
| | | | | | | | | | | | | 245 | A | Sacramento St. | 109 60 |
| | | | | | | | | | | | | 251 | A | San Francisco | 70 68 |
| | | | | | | | | | | | | 269 | A | Hawai i | 60 65 |
| | | | | | | | | | | | | 335 | H | Seattle U | 76 59 |
| LAST 12 Divi sion I GAMES: | | | | | | | | | | | | | | | |
| 154 | A | Montana | 56 62 | 269 | A | Hawai i | 60 65 | | | | | | | | |
| 209 | H | Cal St. Fullerton | 75 51 | 181 | A | UC Ri versi de | 67 59 | | | | | | | | |
| 240 | N | Nevada | 84 68 | 53 | H | Saint Mary's (CA) | 76 74 | | | | | | | | |
| 130 | A | Loyola Marymount | 53 60 | 251 | A | San Francisco | 70 68 | | | | | | | | |
| 189 | H | Southern Utah | 68 45 | 335 | H | Seattle U | 76 59 | | | | | | | | |
| 100 | A | Washington St. | 75 62 | 245 | A | Sacramento St. | 109 60 | | | | | | | | |

Non-Di v I Games: Domi ni can (CA) 92 42

UC Davi s

U
C
D
a
v
i
s

| UC Irvine | | | | Through Games Of Jan. 18, 2019 | | | | | | | |
|------------------|-------|----------|----------|--------------------------------|----------------|-------------|---------------|-------------|------|----------|-----------|
| Average RPI | Win: | 234 | WON-LOST | WINNING | LAST 10 | STRENGTH OF | OPP. STRENGTH | TEAM | ADJ. | CONF. | ADJ CONF. |
| Average RPI | Loss: | 130 | RECORD | PCT. RANK | GAMES | SCHEDULE | OF SCHEDULE | RPI | RPI | RPI | RPI |
| DIV. I ONLY | | | 11- 3 | 36 | 7-3 | 318 | 173 | 145 | 145 | 21 | 21 |
| DIV. I NON-CONF. | | | 9- 2 | 43 | 0- 0 | 312 | 163 | 120 | 120 | 20 | 20 |
| ----- | | | | | | | | | | | |
| TOTALS | | RPI 1-25 | | RPI 26-50 | W-L RECORDS | RPI 51-100 | | RPI 101-150 | | RPI 150+ | |
| 11- 3 | 0- 1 | | | 0- 0 | OVERALL | 0- 0 | | 3- 0 | | 8- 2 | |
| 5- 1 | 0- 0 | | | 0- 0 | HOME | 0- 0 | | 0- 0 | | 5- 1 | |
| 4- 2 | 0- 1 | | | 0- 0 | AWAY | 0- 0 | | 2- 0 | | 2- 1 | |
| 2- 0 | 0- 0 | | | 0- 0 | NEUTRAL | 0- 0 | | 1- 0 | | 1- 0 | |
| 9- 2 | 0- 1 | | | 0- 0 | NON-CONFERENCE | 0- 0 | | 3- 0 | | 6- 1 | |
| 4- 1 | 0- 0 | | | 0- 0 | HOME | 0- 0 | | 0- 0 | | 4- 1 | |
| 3- 1 | 0- 1 | | | 0- 0 | AWAY | 0- 0 | | 2- 0 | | 1- 0 | |
| 2- 0 | 0- 0 | | | 0- 0 | NEUTRAL | 0- 0 | | 1- 0 | | 1- 0 | |
| 2- 1 | 0- 0 | | | 0- 0 | CONFERENCE | 0- 0 | | 0- 0 | | 2- 1 | |
| 1- 0 | 0- 0 | | | 0- 0 | HOME | 0- 0 | | 0- 0 | | 1- 0 | |
| 1- 1 | 0- 0 | | | 0- 0 | AWAY | 0- 0 | | 0- 0 | | 1- 1 | |
| 0- 0 | 0- 0 | | | 0- 0 | NEUTRAL | 0- 0 | | 0- 0 | | 0- 0 | |

| | | | | | | | | | | | | | | | |
|---------------------------|---|-----------------|--------|-----------|---|---------------|--------|------------|---|----------|-------|--------------------------|---|-----------------|-------|
| RPI 1-25 | | | | RPI 26-50 | | | | RPI 51-100 | | | | RPI 101+ Team's RPI: 145 | | | |
| RPI | S | Opponent | Score | RPI | S | Opponent | Score | RPI | S | Opponent | Score | RPI | S | Opponent | Score |
| 3 | A | Oregon | 69 115 | | | | | | | | | 133 | A | Portland | 84 69 |
| | | | | | | | | | | | | 143 | A | Portland St. | 73 68 |
| | | | | | | | | | | | | 149 | N | Indiana St. | 77 61 |
| | | | | | | | | | | | | 156 | H | CSUN | 65 61 |
| | | | | | | | | | | | | 181 | A | UC Riverside | 72 88 |
| | | | | | | | | | | | | 189 | H | Southern Utah | 75 58 |
| | | | | | | | | | | | | 206 | H | San Diego St. | 70 78 |
| | | | | | | | | | | | | 239 | H | UNLV | 57 55 |
| | | | | | | | | | | | | 272 | H | CSU Bakersfield | 85 78 |
| | | | | | | | | | | | | 301 | A | Cal Poly | 75 59 |
| | | | | | | | | | | | | 310 | A | San Jose St. | 74 66 |
| | | | | | | | | | | | | 335 | H | Seattle U | 65 60 |
| | | | | | | | | | | | | 351 | N | LIU Brooklyn | 84 71 |
| ----- | | | | | | | | | | | | | | | |
| LAST 12 Division I GAMES: | | | | | | | | | | | | | | | |
| 181 | A | UC Riverside | 72 88 | 301 | A | Cal Poly | 75 59 | | | | | | | | |
| 156 | H | CSUN | 65 61 | 335 | H | Seattle U | 65 60 | | | | | | | | |
| 310 | A | San Jose St. | 74 66 | 3 | A | Oregon | 69 115 | | | | | | | | |
| 272 | H | CSU Bakersfield | 85 78 | 143 | A | Portland St. | 73 68 | | | | | | | | |
| 149 | N | Indiana St. | 77 61 | 133 | A | Portland | 84 69 | | | | | | | | |
| 351 | N | LIU Brooklyn | 84 71 | 206 | H | San Diego St. | 70 78 | | | | | | | | |

Non-Div I Games: LIFE Pacific 105 31

UC Irvine

| | | | | | | | | | | |
|-------------------|----------|-----------|----------------|------------|-------------|---------------|------|------|-------|-----------|
| Average RPI Win: | 211 | WON-LOST | WINNING | LAST 10 | STRENGTH OF | OPP. STRENGTH | TEAM | ADJ. | CONF. | ADJ CONF. |
| Average RPI Loss: | 122 | RECORD | PCT. RANK | GAMES | SCHEDULE | OF SCHEDULE | RPI | RPI | RPI | RPI |
| DIV. I ONLY | 7- 10 | 218 | 5-5 | 127 | 152 | 181 | 181 | 21 | 21 | |
| DIV. I NON-CONF. | 6- 8 | 199 | 1- 0 | 144 | 122 | 170 | 170 | 20 | 20 | |
| ----- | | | | | | | | | | |
| TOTALS | RPI 1-25 | RPI 26-50 | W-L RECORDS | RPI 51-100 | RPI 101-150 | RPI 150+ | | | | |
| 7- 10 | 0- 2 | 0- 1 | OVERALL | 0- 2 | 1- 1 | 6- 4 | | | | |
| 4- 2 | 0- 0 | 0- 0 | HOME | 0- 0 | 1- 1 | 3- 1 | | | | |
| 2- 5 | 0- 1 | 0- 0 | AWAY | 0- 2 | 0- 0 | 2- 2 | | | | |
| 1- 3 | 0- 1 | 0- 1 | NEUTRAL | 0- 0 | 0- 0 | 1- 1 | | | | |
| 6- 8 | 0- 2 | 0- 1 | NON-CONFERENCE | 0- 2 | 0- 0 | 6- 3 | | | | |
| 3- 0 | 0- 0 | 0- 0 | HOME | 0- 0 | 0- 0 | 3- 0 | | | | |
| 2- 5 | 0- 1 | 0- 0 | AWAY | 0- 2 | 0- 0 | 2- 2 | | | | |
| 1- 3 | 0- 1 | 0- 1 | NEUTRAL | 0- 0 | 0- 0 | 1- 1 | | | | |
| 1- 2 | 0- 0 | 0- 0 | CONFERENCE | 0- 0 | 1- 1 | 0- 1 | | | | |
| 1- 2 | 0- 0 | 0- 0 | HOME | 0- 0 | 1- 1 | 0- 1 | | | | |
| 0- 0 | 0- 0 | 0- 0 | AWAY | 0- 0 | 0- 0 | 0- 0 | | | | |
| 0- 0 | 0- 0 | 0- 0 | NEUTRAL | 0- 0 | 0- 0 | 0- 0 | | | | |

| RPI 1-25 | | | | RPI 26-50 | | | | RPI 51-100 | | | | RPI 101+ Team's RPI: 181 | | | |
|---------------------------|---|--------------------|-------|-----------|---|-----------------|-------|------------|---|---------------------|-------|--------------------------|---|--------------------|-------|
| RPI | S | Opponent | Score | RPI | S | Opponent | Score | RPI | S | Opponent | Score | RPI | S | Opponent | Score |
| 3 | N | Oregon | 44 94 | 36 | N | Texas A&M | 63 70 | 52 | A | Southern California | 55 73 | 123 | H | UC Davis | 59 67 |
| 19 | A | BYU | 70 72 | | | | | 78 | A | Oklahoma St. | 51 76 | 145 | H | UC Irvine | 88 72 |
| | | | | | | | | | | | | 181 | N | Milwaukee | 54 56 |
| | | | | | | | | | | | | 184 | N | Eastern Wash. | 57 45 |
| | | | | | | | | | | | | 188 | H | New Mexico St. | 65 64 |
| | | | | | | | | | | | | 189 | H | Southern Utah | 56 50 |
| | | | | | | | | | | | | 202 | H | Coastal Caro. | 62 43 |
| | | | | | | | | | | | | 217 | A | Utah Valley | 53 56 |
| | | | | | | | | | | | | 220 | H | Long Beach St. | 45 63 |
| | | | | | | | | | | | | 272 | A | CSU Bakersfield | 79 67 |
| | | | | | | | | | | | | 290 | A | California Baptist | 57 65 |
| | | | | | | | | | | | | 297 | A | Weber St. | 71 39 |
| LAST 12 Division I GAMES: | | | | | | | | | | | | | | | |
| 189 | H | Southern Utah | 56 50 | 220 | H | Long Beach St. | 45 63 | 123 | H | UC Davis | 59 67 | | | | |
| 145 | H | UC Irvine | 88 72 | 272 | A | CSU Bakersfield | 79 67 | 188 | H | New Mexico St. | 65 64 | | | | |
| 184 | N | Eastern Wash. | 57 45 | 217 | A | Utah Valley | 53 56 | 297 | A | Weber St. | 71 39 | | | | |
| 36 | N | Texas A&M | 63 70 | | | | | | | | | | | | |
| 290 | A | California Baptist | 57 65 | | | | | | | | | | | | |
| 181 | N | Milwaukee | 54 56 | | | | | | | | | | | | |

Non-Div I Games:

UC Riverside

| UC Santa Barbara | | | | Through Games Of Jan. 18, 2019 | | | | | | | |
|-------------------|--|----------|--------------------|--------------------------------|------------------|-------------------------|------------------------------|-------------|-------------|--------------|------------------|
| Average RPI Win: | | 257 | WON-LOST RECORD | WINNING PCT. RANK | LAST 10 GAMES | STRENGTH OF SCHEDULE | OPP. STRENGTH OF SCHEDULE | TEAM RPI | ADJ. RPI | CONF. RPI | ADJ CONF. RPI |
| Average RPI Loss: | | 166 | | | | | | | | | |
| DIV. I ONLY | | | 3- 12 | 305 | 3-7 | 252 | 203 | 304 | 304 | 21 | 21 |
| DIV. I NON-CONF. | | | 3- 10 | 278 | 1- 0 | 222 | 204 | 288 | 288 | 20 | 20 |
| ----- | | | | | | | | | | | |
| TOTALS | | RPI 1-25 | | RPI 26-50 | W-L RECORDS | RPI 51-100 | | RPI 101-150 | | RPI 150+ | |
| 3- 12 | | 0- 0 | | 0- 1 | OVERALL | 0- 3 | | 0- 1 | | 3- 7 | |
| 1- 5 | | 0- 0 | | 0- 0 | HOME | 0- 1 | | 0- 1 | | 1- 3 | |
| 1- 7 | | 0- 0 | | 0- 1 | AWAY | 0- 2 | | 0- 0 | | 1- 4 | |
| 1- 0 | | 0- 0 | | 0- 0 | NEUTRAL | 0- 0 | | 0- 0 | | 1- 0 | |
| 3- 10 | | 0- 0 | | 0- 1 | NON-CONFERENCE | 0- 3 | | 0- 1 | | 3- 5 | |
| 1- 5 | | 0- 0 | | 0- 0 | HOME | 0- 1 | | 0- 1 | | 1- 3 | |
| 1- 5 | | 0- 0 | | 0- 1 | AWAY | 0- 2 | | 0- 0 | | 1- 2 | |
| 1- 0 | | 0- 0 | | 0- 0 | NEUTRAL | 0- 0 | | 0- 0 | | 1- 0 | |
| 0- 2 | | 0- 0 | | 0- 0 | CONFERENCE | 0- 0 | | 0- 0 | | 0- 2 | |
| 0- 0 | | 0- 0 | | 0- 0 | HOME | 0- 0 | | 0- 0 | | 0- 0 | |
| 0- 2 | | 0- 0 | | 0- 0 | AWAY | 0- 0 | | 0- 0 | | 0- 2 | |
| 0- 0 | | 0- 0 | | 0- 0 | NEUTRAL | 0- 0 | | 0- 0 | | 0- 0 | |

| | | | | | | | | | | | | | | | |
|------------------------------|---|----------|-------|-----------|---|-------------------|-------|------------|---|------------------------|-------|--------------------------|---|------------------------|-------|
| RPI 1-25 | | | | RPI 26-50 | | | | RPI 51-100 | | | | RPI 101+ Team's RPI: 304 | | | |
| RPI | S | Opponent | Score | RPI | S | Opponent | Score | RPI | S | Opponent | Score | RPI | S | Opponent | Score |
| | | | | 28 | A | Cal i forni a | 45 69 | 52 | A | Southern Cal i forni a | 39 82 | 130 | H | Loyol a Marymount | 57 70 |
| | | | | | | | | 53 | H | Saint Mary's (CA) | 55 80 | 156 | A | CSUN | 65 73 |
| | | | | | | | | 65 | A | Paci fi c | 53 69 | 188 | H | New Mexico St. | 73 81 |
| | | | | | | | | | | | | 206 | A | San Diego St. | 63 58 |
| | | | | | | | | | | | | 217 | A | Utah Valley | 54 63 |
| | | | | | | | | | | | | 228 | N | Dartmouth | 62 56 |
| | | | | | | | | | | | | 239 | A | UNLV | 51 69 |
| | | | | | | | | | | | | 272 | H | CSU Bakersfi eld | 48 56 |
| | | | | | | | | | | | | 290 | H | Cal i forni a Bapti st | 64 76 |
| | | | | | | | | | | | | 301 | A | Cal Poly | 67 75 |
| | | | | | | | | | | | | 338 | H | Grand Canyon | 66 55 |
| ----- | | | | | | | | | | | | | | | |
| LAST 12 Di vi si on I GAMES: | | | | | | | | | | | | | | | |
| | | | | 228 | N | Dartmouth | 62 56 | 156 | A | CSUN | 65 73 | | | | |
| | | | | 301 | A | Cal Poly | 67 75 | 188 | H | New Mexico St. | 73 81 | | | | |
| | | | | 338 | H | Grand Canyon | 66 55 | 206 | A | San Diego St. | 63 58 | | | | |
| | | | | 53 | H | Saint Mary's (CA) | 55 80 | 290 | H | Cal i forni a Bapti st | 64 76 | | | | |
| | | | | 239 | A | UNLV | 51 69 | 28 | A | Cal i forni a | 45 69 | | | | |
| | | | | 130 | H | Loyol a Marymount | 57 70 | 65 | A | Paci fi c | 53 69 | | | | |

Non-Di v I Games:

| Average RPI | Win: | 158 | WON-LOST | WINNING | LAST 10 | STRENGTH OF | OPP. STRENGTH | TEAM | ADJ. | CONF. | ADJ CONF. |
|------------------|----------|-------|-----------|-----------|----------------|-------------|---------------|-------------|------|----------|-----------|
| Average RPI | Loss: | 14 | RECORD | PCT. RANK | GAMES | SCHEDULE | OF SCHEDULE | RPI | RPI | RPI | RPI |
| DIV. I ONLY | | 15- 2 | | 12 | 9-1 | 96 | 39 | 16 | 16 | 9 | 9 |
| DIV. I NON-CONF. | | 11- 2 | | 33 | 0- 0 | 110 | 15 | 19 | 19 | 9 | 9 |
| ----- | | | | | | | | | | | |
| TOTALS | RPI 1-25 | | RPI 26-50 | | W-L RECORDS | RPI 51-100 | | RPI 101-150 | | RPI 150+ | |
| 15- 2 | 0- 2 | | 1- 0 | | OVERALL | 3- 0 | | 5- 0 | | 6- 0 | |
| 6- 0 | 0- 0 | | 1- 0 | | HOME | 1- 0 | | 3- 0 | | 1- 0 | |
| 8- 1 | 0- 1 | | 0- 0 | | AWAY | 2- 0 | | 2- 0 | | 4- 0 | |
| 1- 1 | 0- 1 | | 0- 0 | | NEUTRAL | 0- 0 | | 0- 0 | | 1- 0 | |
| 11- 2 | 0- 2 | | 1- 0 | | NON-CONFERENCE | 3- 0 | | 2- 0 | | 5- 0 | |
| 4- 0 | 0- 0 | | 1- 0 | | HOME | 1- 0 | | 1- 0 | | 1- 0 | |
| 6- 1 | 0- 1 | | 0- 0 | | AWAY | 2- 0 | | 1- 0 | | 3- 0 | |
| 1- 1 | 0- 1 | | 0- 0 | | NEUTRAL | 0- 0 | | 0- 0 | | 1- 0 | |
| 4- 0 | 0- 0 | | 0- 0 | | CONFERENCE | 0- 0 | | 3- 0 | | 1- 0 | |
| 2- 0 | 0- 0 | | 0- 0 | | HOME | 0- 0 | | 2- 0 | | 0- 0 | |
| 2- 0 | 0- 0 | | 0- 0 | | AWAY | 0- 0 | | 1- 0 | | 1- 0 | |
| 0- 0 | 0- 0 | | 0- 0 | | NEUTRAL | 0- 0 | | 0- 0 | | 0- 0 | |

| RPI 1-25 | | | | Team's RPI: 16 | | | |
|----------|---|---------------|-------|----------------|--|--|--|
| RPI | S | Opponent | Score | | | | |
| 5 | N | Syracuse | 52 57 | | | | |
| 22 | A | Central Mich. | 68 75 | | | | |

| RPI 26-50 | | | |
|-----------|---|-----------|-------|
| RPI | S | Opponent | Score |
| 43 | H | Villanova | 71 56 |

| RPI 51-100 | | | |
|------------|---|------------|-------|
| RPI | S | Opponent | Score |
| 65 | H | Pacific | 64 57 |
| 71 | A | Quinnipiac | 47 45 |
| 80 | A | Pittsburgh | 61 58 |

| RPI 101+ | | | |
|----------|---|-------------|-------|
| RPI | S | Opponent | Score |
| 119 | H | Tulsa | 60 44 |
| 132 | H | Cincinnati | 56 55 |
| 134 | H | Chattanooga | 75 37 |
| 138 | A | Duquesne | 71 63 |
| 139 | A | South Fla. | 62 49 |
| 178 | A | Mercer | 76 42 |
| 193 | A | Delaware | 71 60 |
| 252 | A | Stetson | 78 55 |
| 265 | N | Liberty | 53 45 |
| 273 | A | Memphis | 68 55 |
| 283 | H | Richmond | 70 48 |

| LAST 12 Division I GAMES: | | | |
|---------------------------|---|-------------|-------|
| 119 | H | Tulsa | 60 44 |
| 132 | H | Cincinnati | 56 55 |
| 138 | A | Duquesne | 71 63 |
| 193 | A | Delaware | 71 60 |
| 134 | H | Chattanooga | 75 37 |
| 43 | H | Villanova | 71 56 |
| 139 | A | South Fla. | 62 49 |
| 273 | A | Memphis | 68 55 |
| 71 | A | Quinnipiac | 47 45 |
| 5 | N | Syracuse | 52 57 |
| 265 | N | Liberty | 53 45 |
| 65 | H | Pacific | 64 57 |

Non-Div I Games:

UCF

| | | | | | | | | | | |
|-------------------|----------|-----------|----------------|------------|-------------|---------------|------|------|-------|-----------|
| Average RPI Win: | 133 | WON-LOST | WINNING | LAST 10 | STRENGTH OF | OPP. STRENGTH | TEAM | ADJ. | CONF. | ADJ CONF. |
| Average RPI Loss: | 49 | RECORD | PCT. RANK | GAMES | SCHEDULE | OF SCHEDULE | RPI | RPI | RPI | RPI |
| DIV. I ONLY | 9- 8 | 162 | 6-4 | 3 | 75 | 41 | 41 | 2 | 2 | |
| DIV. I NON-CONF. | 7- 5 | 132 | 0- 0 | 24 | 174 | 74 | 74 | 2 | 2 | |
| ----- | | | | | | | | | | |
| TOTALS | RPI 1-25 | RPI 26-50 | W-L RECORDS | RPI 51-100 | RPI 101-150 | RPI 150+ | | | | |
| 9- 8 | 0- 3 | 1- 3 | OVERALL | 4- 0 | 2- 2 | 2- 0 | | | | |
| 6- 3 | 0- 2 | 0- 1 | HOME | 3- 0 | 2- 0 | 1- 0 | | | | |
| 3- 2 | 0- 1 | 1- 0 | AWAY | 1- 0 | 0- 1 | 1- 0 | | | | |
| 0- 3 | 0- 0 | 0- 2 | NEUTRAL | 0- 0 | 0- 1 | 0- 0 | | | | |
| 7- 5 | 0- 1 | 0- 2 | NON-CONFERENCE | 3- 0 | 2- 2 | 2- 0 | | | | |
| 6- 1 | 0- 1 | 0- 0 | HOME | 3- 0 | 2- 0 | 1- 0 | | | | |
| 1- 1 | 0- 0 | 0- 0 | AWAY | 0- 0 | 0- 1 | 1- 0 | | | | |
| 0- 3 | 0- 0 | 0- 2 | NEUTRAL | 0- 0 | 0- 1 | 0- 0 | | | | |
| 2- 3 | 0- 2 | 1- 1 | CONFERENCE | 1- 0 | 0- 0 | 0- 0 | | | | |
| 0- 2 | 0- 1 | 0- 1 | HOME | 0- 0 | 0- 0 | 0- 0 | | | | |
| 2- 1 | 0- 1 | 1- 0 | AWAY | 1- 0 | 0- 0 | 0- 0 | | | | |
| 0- 0 | 0- 0 | 0- 0 | NEUTRAL | 0- 0 | 0- 0 | 0- 0 | | | | |

| RPI 1-25 | | | | RPI 26-50 | | | | Team's RPI: 41 | | | | RPI 51-100 | | | | RPI 101+ | | | |
|---------------------------|---|------------|-------|-----------|---|-------------------------|-------|----------------|---|-------------------------|-------|------------|---|-------------------|-------|----------|---|----------|-------|
| RPI | S | Opponent | Score | RPI | S | Opponent | Score | RPI | S | Opponent | Score | RPI | S | Opponent | Score | RPI | S | Opponent | Score |
| 3 | H | Oregon | 52 72 | 27 | N | Kentucky | 74 75 | 52 | A | Southern Cal i forn i a | 72 65 | 105 | H | Fresno St. | 89 80 | | | | |
| 4 | A | Stanford | 80 86 | 28 | A | Cal i forn i a | 84 79 | 78 | H | Okl ahoma St. | 71 59 | 117 | H | Rice | 59 50 | | | | |
| 20 | H | Indi ana | 65 67 | 31 | H | Oregon St. | 73 83 | 87 | H | Seton Hall | 78 62 | 130 | A | Loyol a Marymount | 63 69 | | | | |
| | | | | 40 | N | North Carol i na | 49 83 | 95 | H | Georgi a | 80 69 | 139 | N | South Fla. | 56 60 | | | | |
| | | | | | | | | | | | | 301 | H | Cal Poly | 81 35 | | | | |
| | | | | | | | | | | | | 337 | A | UIC | 78 47 | | | | |
| LAST 12 Division I GAMES: | | | | | | | | | | | | | | | | | | | |
| 3 | H | Oregon | 52 72 | 4 | A | Stanford | 80 86 | | | | | | | | | | | | |
| 31 | H | Oregon St. | 73 83 | 28 | A | Cal i forn i a | 84 79 | | | | | | | | | | | | |
| 105 | H | Fresno St. | 89 80 | 52 | A | Southern Cal i forn i a | 72 65 | | | | | | | | | | | | |
| 20 | H | Indi ana | 65 67 | 301 | H | Cal Poly | 81 35 | | | | | | | | | | | | |
| 139 | N | South Fla. | 56 60 | 337 | A | UIC | 78 47 | | | | | | | | | | | | |
| 27 | N | Kentucky | 74 75 | 78 | H | Okl ahoma St. | 71 59 | | | | | | | | | | | | |

Non-Div I Games:

UCLA

Average RPI Win: 106
Average RPI Loss: 2

WON-LOST
RECORD

WINNING
PCT. RANK

LAST 10
GAMES

STRENGTH OF
SCHEDULE

OPP. STRENGTH
OF SCHEDULE

TEAM
RPI

ADJ.
RPI

CONF.
RPI

ADJ CONF.
RPI

| | | | | | | | | | |
|------------------|----------|-----------|----------------|------------|-------------|----------|---|---|---|
| DIV. I ONLY | 15- 1 | 6 | 9-1 | 25 | 3 | 6 | 6 | 9 | 9 |
| DIV. I NON-CONF. | 11- 1 | 13 | 0- 0 | 31 | 2 | 3 | 3 | 9 | 9 |
| ----- | | | | | | | | | |
| TOTALS | RPI 1-25 | RPI 26-50 | W-L RECORDS | RPI 51-100 | RPI 101-150 | RPI 150+ | | | |
| 15- 1 | 1- 1 | 3- 0 | OVERALL | 3- 0 | 5- 0 | 3- 0 | | | |
| 5- 0 | 0- 0 | 1- 0 | HOME | 2- 0 | 2- 0 | 0- 0 | | | |
| 6- 1 | 1- 1 | 1- 0 | AWAY | 1- 0 | 2- 0 | 1- 0 | | | |
| 4- 0 | 0- 0 | 1- 0 | NEUTRAL | 0- 0 | 1- 0 | 2- 0 | | | |
| 11- 1 | 1- 1 | 3- 0 | NON-CONFERENCE | 2- 0 | 2- 0 | 3- 0 | | | |
| 3- 0 | 0- 0 | 1- 0 | HOME | 2- 0 | 0- 0 | 0- 0 | | | |
| 4- 1 | 1- 1 | 1- 0 | AWAY | 0- 0 | 1- 0 | 1- 0 | | | |
| 4- 0 | 0- 0 | 1- 0 | NEUTRAL | 0- 0 | 1- 0 | 2- 0 | | | |
| 4- 0 | 0- 0 | 0- 0 | CONFERENCE | 1- 0 | 3- 0 | 0- 0 | | | |
| 2- 0 | 0- 0 | 0- 0 | HOME | 0- 0 | 2- 0 | 0- 0 | | | |
| 2- 0 | 0- 0 | 0- 0 | AWAY | 1- 0 | 1- 0 | 0- 0 | | | |
| 0- 0 | 0- 0 | 0- 0 | NEUTRAL | 0- 0 | 0- 0 | 0- 0 | | | |

| RPI | S | Opponent | Score | RPI | S | Opponent | Score | RPI | S | Opponent | Score | RPI | S | Opponent | Score |
|---------------------------------|---|------------|-------|-----|---|----------------|-------|-----|---|----------------|-------|-----|---|-----------------|-------|
| 1 | A | Notre Dame | 89 71 | 28 | A | Cal i forn i a | 76 66 | 82 | A | Tul ane | 75 33 | 115 | N | St. John's (NY) | 65 55 |
| 2 | A | Bayl or | 57 68 | 32 | H | DePaul | 99 63 | 86 | H | Oh i o St. | 85 53 | 121 | A | Houston | 81 61 |
| | | | | 45 | N | Purdue | 86 40 | 87 | H | Seton Hal l | 99 61 | 132 | H | Ci nci nati | 82 38 |
| ----- | | | | | | | | | | | | | | | |
| LAST 12 Di v i s i o n I GAMES: | | | | | | | | | | | | | | | |
| | | | | 82 | A | Tul ane | 75 33 | 132 | H | Ci nci nati | 82 38 | | | | |
| | | | | 139 | H | South Fla. | 63 46 | 121 | A | Houston | 81 61 | | | | |
| | | | | 212 | A | Saint Louis | 98 42 | 2 | A | Bayl or | 57 68 | | | | |
| | | | | 1 | A | Notre Dame | 89 71 | 28 | A | Cal i forn i a | 76 66 | | | | |
| | | | | 32 | H | DePaul | 99 63 | 144 | A | Okl ahoma | 72 63 | | | | |
| | | | | 45 | N | Purdue | 86 40 | 87 | H | Seton Hal l | 99 61 | | | | |

Non-Di v I Games:

UConn

| | | | | | | | | | | |
|-------------------|----------|-----------|----------------|------------|-------------|---------------|------|------|-------|-----------|
| Average RPI Win: | 312 | WON-LOST | WINNING | LAST 10 | STRENGTH OF | OPP. STRENGTH | TEAM | ADJ. | CONF. | ADJ CONF. |
| Average RPI Loss: | 177 | RECORD | PCT. RANK | GAMES | SCHEDULE | OF SCHEDULE | RPI | RPI | RPI | RPI |
| DIV. I ONLY | 3- 14 | 316 | 1-9 | 317 | 194 | 337 | 337 | 19 | 19 | |
| DIV. I NON-CONF. | 2- 9 | 297 | 0- 0 | 272 | 197 | 320 | 320 | 17 | 17 | |
| ----- | | | | | | | | | | |
| TOTALS | RPI 1-25 | RPI 26-50 | W-L RECORDS | RPI 51-100 | RPI 101-150 | RPI 150+ | | | | |
| 3- 14 | 0- 1 | 0- 1 | OVERALL | 0- 3 | 0- 2 | 3- 7 | | | | |
| 2- 6 | 0- 0 | 0- 1 | HOME | 0- 2 | 0- 0 | 2- 3 | | | | |
| 1- 6 | 0- 1 | 0- 0 | AWAY | 0- 1 | 0- 2 | 1- 2 | | | | |
| 0- 2 | 0- 0 | 0- 0 | NEUTRAL | 0- 0 | 0- 0 | 0- 2 | | | | |
| 2- 9 | 0- 1 | 0- 1 | NON-CONFERENCE | 0- 2 | 0- 1 | 2- 4 | | | | |
| 1- 3 | 0- 0 | 0- 1 | HOME | 0- 1 | 0- 0 | 1- 1 | | | | |
| 1- 4 | 0- 1 | 0- 0 | AWAY | 0- 1 | 0- 1 | 1- 1 | | | | |
| 0- 2 | 0- 0 | 0- 0 | NEUTRAL | 0- 0 | 0- 0 | 0- 2 | | | | |
| 1- 5 | 0- 0 | 0- 0 | CONFERENCE | 0- 1 | 0- 1 | 1- 3 | | | | |
| 1- 3 | 0- 0 | 0- 0 | HOME | 0- 1 | 0- 0 | 1- 2 | | | | |
| 0- 2 | 0- 0 | 0- 0 | AWAY | 0- 0 | 0- 1 | 0- 1 | | | | |
| 0- 0 | 0- 0 | 0- 0 | NEUTRAL | 0- 0 | 0- 0 | 0- 0 | | | | |

| RPI 1-25 | | | | RPI 26-50 | | | | RPI 51-100 | | | | RPI 101+ | | | | Team's RPI: 337 |
|---------------------------|---|---------------|-------|-----------|---|----------------|-------|------------|---|--------------|-------|----------|---|------------------|-------|-----------------|
| RPI | S | Opponent | Score | RPI | S | Opponent | Score | RPI | S | Opponent | Score | RPI | S | Opponent | Score | |
| 12 | A | Marquette | 32 96 | 41 | H | UCLA | 47 78 | 73 | A | Northwestern | 44 87 | 101 | A | Youngstown St. | 29 81 | |
| | | | | | | | | 79 | H | Wright St. | 46 79 | 149 | A | Indiana St. | 53 60 | |
| | | | | | | | | 96 | H | Miami (OH) | 56 65 | 183 | A | Eastern Mi ch. | 38 52 | |
| | | | | | | | | | | | | 242 | H | Loyol a Chi cago | 60 75 | |
| | | | | | | | | | | | | 260 | A | Clevel and St. | 53 71 | |
| | | | | | | | | | | | | 285 | H | Northern Ky. | 49 67 | |
| | | | | | | | | | | | | 291 | H | Oakl and | 69 65 | |
| | | | | | | | | | | | | 299 | H | Val parai so | 75 65 | |
| | | | | | | | | | | | | 307 | N | Fai rfi eld | 60 68 | |
| | | | | | | | | | | | | 323 | H | Detroi t Mercy | 36 42 | |
| | | | | | | | | | | | | 332 | N | Jackson St. | 57 72 | |
| | | | | | | | | | | | | 345 | A | Evansvi lle | 62 54 | |
| LAST 12 Division I GAMES: | | | | | | | | | | | | | | | | |
| 323 | H | Detroit Mercy | 36 42 | 260 | A | Cleveland St. | 53 71 | | | | | | | | | |
| 291 | H | Oakland | 69 65 | 101 | A | Youngstown St. | 29 81 | | | | | | | | | |
| 41 | H | UCLA | 47 78 | 79 | H | Wright St. | 46 79 | | | | | | | | | |
| 149 | A | Indiana St. | 53 60 | 285 | H | Northern Ky. | 49 67 | | | | | | | | | |
| 345 | A | Evansville | 62 54 | 332 | N | Jackson St. | 57 72 | | | | | | | | | |
| 96 | H | Miami (OH) | 56 65 | 307 | N | Fairfield | 60 68 | | | | | | | | | |

Non-Div I Games:

UIC

| UMES | | | | Through Games Of Jan. 18, 2019 | | | | | | | |
|-------------------|--|----------|--------------------|--------------------------------|------------------|-------------------------|------------------------------|-------------|-------------|--------------|------------------|
| Average RPI Win: | | 287 | WON-LOST RECORD | WINNING PCT. RANK | LAST 10 GAMES | STRENGTH OF SCHEDULE | OPP. STRENGTH OF SCHEDULE | TEAM RPI | ADJ. RPI | CONF. RPI | ADJ CONF. RPI |
| Average RPI Loss: | | 159 | | | | | | | | | |
| DIV. I ONLY | | 5- 10 | 250 | 5-5 | 262 | 224 | 247 | 247 | 32 | 32 | |
| DIV. I NON-CONF. | | 2- 9 | 297 | 0- 0 | 199 | 131 | 252 | 252 | 32 | 32 | |
| ----- | | | | | | | | | | | |
| TOTALS | | RPI 1-25 | RPI 26-50 | | W-L RECORDS | | RPI 51-100 | RPI 101-150 | RPI 150+ | | |
| 5- 10 | | 0- 1 | 0- 2 | | OVERALL | | 0- 1 | 0- 1 | 5- 5 | | |
| 2- 2 | | 0- 0 | 0- 1 | | HOME | | 0- 0 | 0- 0 | 2- 1 | | |
| 3- 8 | | 0- 1 | 0- 1 | | AWAY | | 0- 1 | 0- 1 | 3- 4 | | |
| 0- 0 | | 0- 0 | 0- 0 | | NEUTRAL | | 0- 0 | 0- 0 | 0- 0 | | |
| 2- 9 | | 0- 1 | 0- 2 | | NON-CONFERENCE | | 0- 1 | 0- 1 | 2- 4 | | |
| 0- 1 | | 0- 0 | 0- 1 | | HOME | | 0- 0 | 0- 0 | 0- 0 | | |
| 2- 8 | | 0- 1 | 0- 1 | | AWAY | | 0- 1 | 0- 1 | 2- 4 | | |
| 0- 0 | | 0- 0 | 0- 0 | | NEUTRAL | | 0- 0 | 0- 0 | 0- 0 | | |
| 3- 1 | | 0- 0 | 0- 0 | | CONFERENCE | | 0- 0 | 0- 0 | 3- 1 | | |
| 2- 1 | | 0- 0 | 0- 0 | | HOME | | 0- 0 | 0- 0 | 2- 1 | | |
| 1- 0 | | 0- 0 | 0- 0 | | AWAY | | 0- 0 | 0- 0 | 1- 0 | | |
| 0- 0 | | 0- 0 | 0- 0 | | NEUTRAL | | 0- 0 | 0- 0 | 0- 0 | | |

| RPI 1-25 | | | | RPI 26-50 | | | | RPI 51-100 | | | | RPI 101+ Team's RPI: 247 | | | |
|---------------------------|---|---------------|--------------|-----------|---|----------------|--------------|------------|---|------------|--------------|--------------------------|---|----------------|--------------|
| RPI | S | Opponent | Score | RPI | S | Opponent | Score | RPI | S | Opponent | Score | RPI | S | Opponent | Score |
| 5 | A | Syracuse | 51 96 | 35 | H | Buffalo | 63 69 | 94 | A | Georgetown | 55 74 | 108 | A | Wake Forest | 67 78 |
| | | | | 38 | A | Miami (FL) | 53 71 | | | | | 207 | A | East Carolina | 69 84 |
| | | | | | | | | | | | | 214 | A | George Mason | 49 70 |
| | | | | | | | | | | | | 222 | H | Howard | 80 72 |
| | | | | | | | | | | | | 232 | A | Mt. St. Mary's | 86 73 |
| | | | | | | | | | | | | 264 | H | N. C. A&T | 49 51 |
| | | | | | | | | | | | | 283 | A | Richmond | 55 57 |
| | | | | | | | | | | | | 309 | A | UMBC | 73 67 |
| | | | | | | | | | | | | 326 | A | Morgan St. | 73 68 |
| | | | | | | | | | | | | 346 | A | Longwood | 71 83 |
| | | | | | | | | | | | | 348 | H | N. C. Central | 59 49 |
| ----- | | | | | | | | | | | | | | | |
| LAST 12 Division I GAMES: | | | | | | | | | | | | | | | |
| 264 | H | N. C. A&T | 49 51 | 222 | H | Howard | 80 72 | | | | | | | | |
| 348 | H | N. C. Central | 59 49 | 326 | A | Morgan St. | 73 68 | | | | | | | | |
| 108 | A | Wake Forest | 67 78 | 309 | A | UMBC | 73 67 | | | | | | | | |
| 5 | A | Syracuse | 51 96 | 214 | A | George Mason | 49 70 | | | | | | | | |
| 346 | A | Longwood | 71 83 | 232 | A | Mt. St. Mary's | 86 73 | | | | | | | | |
| 283 | A | Richmond | 55 57 | 38 | A | Miami (FL) | 53 71 | | | | | | | | |

Non-Div I Games: Regent 72 16 Cheyney 88 39

UMES

■ Loss,
 ■ Non-Conf,
 ■ S Site,
 ■ Home
 ■ A Away
 N Neutral

| UMKC | | | | Through Games Of Jan. 18, 2019 | | | | | | | |
|-------------------|--|----------|--------------------|--------------------------------|------------------|-------------------------|------------------------------|-------------|-------------|--------------|------------------|
| Average RPI Win: | | 258 | WON-LOST RECORD | WINNING PCT. RANK | LAST 10 GAMES | STRENGTH OF SCHEDULE | OPP. STRENGTH OF SCHEDULE | TEAM RPI | ADJ. RPI | CONF. RPI | ADJ CONF. RPI |
| Average RPI Loss: | | 141 | | | | | | | | | |
| DIV. I ONLY | | | 6- 8 | 211 | 7-3 | 202 | 269 | 192 | 192 | 30 | 30 |
| DIV. I NON-CONF. | | | 4- 7 | 228 | 0- 0 | 102 | 248 | 185 | 185 | 30 | 30 |
| ----- | | | | | | | | | | | |
| TOTALS | | RPI 1-25 | RPI 26-50 | | W-L RECORDS | | RPI 51-100 | | RPI 101-150 | | RPI 150+ |
| 6- 8 | | 0- 0 | 0- 2 | | OVERALL | | 0- 1 | | 0- 0 | | 6- 5 |
| 2- 3 | | 0- 0 | 0- 0 | | HOME | | 0- 0 | | 0- 0 | | 2- 3 |
| 4- 5 | | 0- 0 | 0- 2 | | AWAY | | 0- 1 | | 0- 0 | | 4- 2 |
| 0- 0 | | 0- 0 | 0- 0 | | NEUTRAL | | 0- 0 | | 0- 0 | | 0- 0 |
| 4- 7 | | 0- 0 | 0- 2 | | NON-CONFERENCE | | 0- 1 | | 0- 0 | | 4- 4 |
| 2- 2 | | 0- 0 | 0- 0 | | HOME | | 0- 0 | | 0- 0 | | 2- 2 |
| 2- 5 | | 0- 0 | 0- 2 | | AWAY | | 0- 1 | | 0- 0 | | 2- 2 |
| 0- 0 | | 0- 0 | 0- 0 | | NEUTRAL | | 0- 0 | | 0- 0 | | 0- 0 |
| 2- 1 | | 0- 0 | 0- 0 | | CONFERENCE | | 0- 0 | | 0- 0 | | 2- 1 |
| 0- 1 | | 0- 0 | 0- 0 | | HOME | | 0- 0 | | 0- 0 | | 0- 1 |
| 2- 0 | | 0- 0 | 0- 0 | | AWAY | | 0- 0 | | 0- 0 | | 2- 0 |
| 0- 0 | | 0- 0 | 0- 0 | | NEUTRAL | | 0- 0 | | 0- 0 | | 0- 0 |

| RPI 1-25 | | | | RPI 26-50 | | | | RPI 51-100 | | | | RPI 101+ Team's RPI: 192 | | | |
|---------------------------|---|--------------------|--------------|-----------|---|----------------|--------------|------------|---|--------------|--------------|--------------------------|---|--------------------|--------------|
| RPI | S | Opponent | Score | RPI | S | Opponent | Score | RPI | S | Opponent | Score | RPI | S | Opponent | Score |
| 33 | A | Missouri | 59 66 | 47 | A | Kansas St. | 50 61 | 59 | A | Kansas | 55 67 | 151 | H | Louisiana Tech | 80 70 |
| | | | | | | | | | | | | 163 | A | Denver | 75 92 |
| | | | | | | | | | | | | 165 | A | Oral Roberts | 64 75 |
| | | | | | | | | | | | | 172 | H | Illinois St. | 55 62 |
| | | | | | | | | | | | | 204 | H | SIUE | 80 75 |
| | | | | | | | | | | | | 214 | H | George Mason | 84 91 |
| | | | | | | | | | | | | 242 | A | Loyola Chicago | 88 74 |
| | | | | | | | | | | | | 272 | H | CSU Bakersfield | 57 67 |
| | | | | | | | | | | | | 290 | A | California Baptist | 78 74 |
| | | | | | | | | | | | | 319 | A | North Dakota St. | 69 59 |
| | | | | | | | | | | | | 340 | A | Chicago St. | 111 58 |
| ----- | | | | | | | | | | | | | | | |
| LAST 12 Division I GAMES: | | | | | | | | | | | | | | | |
| 272 | H | CSU Bakersfield | 57 67 | 340 | A | Chicago St. | 111 58 | 172 | H | Illinois St. | 55 62 | 151 | H | Louisiana Tech | 80 70 |
| 290 | A | California Baptist | 78 74 | 242 | A | Loyola Chicago | 88 74 | 204 | H | SIUE | 80 75 | 290 | A | California Baptist | 78 74 |
| 319 | A | North Dakota St. | 69 59 | 33 | A | Missouri | 59 66 | | | | | | | | |
| 214 | H | George Mason | 84 91 | | | | | | | | | | | | |
| 165 | A | Oral Roberts | 64 75 | | | | | | | | | | | | |
| 47 | A | Kansas St. | 50 61 | | | | | | | | | | | | |

Non-Div I Games: Peru St. 98 62 Mo.-St. Louis 92 63

UMKC

■ Loss,
 ■ Non-Conf, S Site,
 ■ Home
 ■ Away
 N Neutral

| | | | | | | | | | | |
|-------------------|----------|-----------|----------------|------------|-------------|---------------|------|------|-------|-----------|
| Average RPI Win: | 292 | WON-LOST | WINNING | LAST 10 | STRENGTH OF | OPP. STRENGTH | TEAM | ADJ. | CONF. | ADJ CONF. |
| Average RPI Loss: | 203 | RECORD | PCT. RANK | GAMES | SCHEDULE | OF SCHEDULE | RPI | RPI | RPI | RPI |
| DIV. I ONLY | 5- 12 | 269 | 3-7 | 280 | 330 | 292 | 292 | 23 | 23 | |
| DIV. I NON-CONF. | 3- 9 | 271 | 0- 0 | 255 | 329 | 291 | 291 | 24 | 24 | |
| ----- | | | | | | | | | | |
| TOTALS | RPI 1-25 | RPI 26-50 | W-L RECORDS | RPI 51-100 | RPI 101-150 | RPI 150+ | | | | |
| 5- 12 | 0- 1 | 0- 0 | OVERALL | 0- 2 | 0- 1 | 5- 8 | | | | |
| 2- 4 | 0- 0 | 0- 0 | HOME | 0- 1 | 0- 0 | 2- 3 | | | | |
| 3- 8 | 0- 1 | 0- 0 | AWAY | 0- 1 | 0- 1 | 3- 5 | | | | |
| 0- 0 | 0- 0 | 0- 0 | NEUTRAL | 0- 0 | 0- 0 | 0- 0 | | | | |
| 3- 9 | 0- 1 | 0- 0 | NON-CONFERENCE | 0- 2 | 0- 0 | 3- 6 | | | | |
| 1- 3 | 0- 0 | 0- 0 | HOME | 0- 1 | 0- 0 | 1- 2 | | | | |
| 2- 6 | 0- 1 | 0- 0 | AWAY | 0- 1 | 0- 0 | 2- 4 | | | | |
| 0- 0 | 0- 0 | 0- 0 | NEUTRAL | 0- 0 | 0- 0 | 0- 0 | | | | |
| 2- 3 | 0- 0 | 0- 0 | CONFERENCE | 0- 0 | 0- 1 | 2- 2 | | | | |
| 1- 1 | 0- 0 | 0- 0 | HOME | 0- 0 | 0- 0 | 1- 1 | | | | |
| 1- 2 | 0- 0 | 0- 0 | AWAY | 0- 0 | 0- 1 | 1- 1 | | | | |
| 0- 0 | 0- 0 | 0- 0 | NEUTRAL | 0- 0 | 0- 0 | 0- 0 | | | | |

| RPI 1-25 | | | | RPI 26-50 | | | | RPI 51-100 | | | | RPI 101+ | | | | Team's RPI: 292 |
|---------------------------|---|---------------|-------|-----------|---|----------------|-------|------------|---|--------------|-------|----------|---|----------------|-------|-----------------|
| RPI | S | Opponent | Score | RPI | S | Opponent | Score | RPI | S | Opponent | Score | RPI | S | Opponent | Score | |
| 18 | A | Butler | 36 89 | | | | | 87 | A | Seton Hall I | 57 90 | 135 | A | Stony Brook | 56 76 | |
| | | | | | | | | 93 | H | Provi dence | 47 71 | 190 | A | Cornell | 54 63 | |
| | | | | | | | | | | | | 198 | A | Massachusetts | 62 59 | |
| | | | | | | | | | | | | 228 | A | Dartmouth | 54 70 | |
| | | | | | | | | | | | | 238 | H | Col gate | 52 61 | |
| | | | | | | | | | | | | 244 | A | Hol y Cross | 54 63 | |
| | | | | | | | | | | | | 276 | H | Bryant | 57 58 | |
| | | | | | | | | | | | | 288 | A | Al bany (NY) | 56 63 | |
| | | | | | | | | | | | | 293 | H | Vermont | 54 51 | |
| | | | | | | | | | | | | 308 | H | Saint Peter's | 59 57 | |
| | | | | | | | | | | | | 309 | A | UMBC | 67 55 | |
| | | | | | | | | | | | | 313 | H | New Hampshi re | 53 56 | |
| | | | | | | | | | | | | 326 | A | Morgan St. | 49 61 | |
| | | | | | | | | | | | | 351 | A | LIU Brookl yn | 69 64 | |
| LAST 12 Division I GAMES: | | | | | | | | | | | | | | | | |
| 288 | A | Al bany (NY) | 56 63 | 313 | H | New Hampshi re | 53 56 | | | | | | | | | |
| 309 | A | UMBC | 67 55 | 135 | A | Stony Brook | 56 76 | | | | | | | | | |
| 93 | H | Provi dence | 47 71 | 293 | H | Vermont | 54 51 | | | | | | | | | |
| 238 | H | Col gate | 52 61 | 326 | A | Morgan St. | 49 61 | | | | | | | | | |
| 244 | A | Hol y Cross | 54 63 | 198 | A | Massachusetts | 62 59 | | | | | | | | | |
| 351 | A | LIU Brookl yn | 69 64 | 228 | A | Dartmouth | 54 70 | | | | | | | | | |

Non-Div I Games: Fisher 79 45

UMass Lowell

Average RPI Win: 258 WON-LOST RECORD WINNING PCT. RANK LAST 10 GAMES STRENGTH OF SCHEDULE OPP. STRENGTH OF SCHEDULE TEAM RPI ADJ. RPI CONF. RPI ADJ CONF. RPI

| | | | | | | | | | |
|------------------|----------|-----------|----------------|------------|-------------|----------|-----|----|----|
| DIV. I ONLY | 6- 9 | 224 | 4-6 | 161 | 309 | 205 | 205 | 28 | 28 |
| DIV. I NON-CONF. | 4- 6 | 212 | 0- 0 | 124 | 263 | 197 | 197 | 29 | 29 |
| TOTALS | RPI 1-25 | RPI 26-50 | W-L RECORDS | RPI 51-100 | RPI 101-150 | RPI 150+ | | | |
| 6- 9 | 0- 0 | 0- 1 | OVERALL | 0- 1 | 1- 2 | 5- 5 | | | |
| 5- 1 | 0- 0 | 0- 0 | HOME | 0- 0 | 1- 0 | 4- 1 | | | |
| 1- 8 | 0- 0 | 0- 1 | AWAY | 0- 1 | 0- 2 | 1- 4 | | | |
| 0- 0 | 0- 0 | 0- 0 | NEUTRAL | 0- 0 | 0- 0 | 0- 0 | | | |
| 4- 6 | 0- 0 | 0- 1 | NON-CONFERENCE | 0- 1 | 1- 1 | 3- 3 | | | |
| 4- 0 | 0- 0 | 0- 0 | HOME | 0- 0 | 1- 0 | 3- 0 | | | |
| 0- 6 | 0- 0 | 0- 1 | AWAY | 0- 1 | 0- 1 | 0- 3 | | | |
| 0- 0 | 0- 0 | 0- 0 | NEUTRAL | 0- 0 | 0- 0 | 0- 0 | | | |
| 2- 3 | 0- 0 | 0- 0 | CONFERENCE | 0- 0 | 0- 1 | 2- 2 | | | |
| 1- 1 | 0- 0 | 0- 0 | HOME | 0- 0 | 0- 0 | 1- 1 | | | |
| 1- 2 | 0- 0 | 0- 0 | AWAY | 0- 0 | 0- 1 | 1- 1 | | | |
| 0- 0 | 0- 0 | 0- 0 | NEUTRAL | 0- 0 | 0- 0 | 0- 0 | | | |

| RPI S Opponent Score | RPI S Opponent Score | RPI S Opponent Score | RPI S Opponent Score |
|---------------------------|----------------------------|----------------------------|---------------------------|
| 39 A Tennessee 46 73 | 64 A Middle Tenn. 46 67 | 120 A Tennessee Tech 53 60 | 131 H Davidson 69 56 |
| | | 147 A Radford 46 60 | 157 A Charlotte 53 70 |
| | | 178 A Mercer 47 61 | 210 A Gardner-Webb 59 69 |
| | | 215 H Hampton 58 61 | 236 A Furman 47 58 |
| | | 253 H ETSU 56 55 | 257 H Wofford 60 46 |
| | | 259 H Campbell 60 52 | 318 H Western Caro. 74 49 |
| | | 327 A USC Upstate 93 86 | |
| LAST 12 Division I GAMES: | | | |
| 327 A USC Upstate 93 86 | 210 A Gardner-Webb 59 69 | | |
| 259 H Campbell 60 52 | 215 H Hampton 58 61 | | |
| 253 H ETSU 56 55 | 147 A Radford 46 60 | | |
| 236 A Furman 47 58 | 178 A Mercer 47 61 | | |
| 257 H Wofford 60 46 | 64 A Middle Tenn. 46 67 | | |
| 131 H Davidson 69 56 | 120 A Tennessee Tech 53 60 | | |

Non-Div I Games: Warren Wilson 92 31

UNC Asheville

| | | | | | | | | | | |
|-------------------|-----|----------|-----------|---------|-------------|---------------|------|------|-------|-----------|
| Average RPI Win: | 230 | WON-LOST | WINNING | LAST 10 | STRENGTH OF | OPP. STRENGTH | TEAM | ADJ. | CONF. | ADJ CONF. |
| Average RPI Loss: | 197 | RECORD | PCT. RANK | GAMES | SCHEDULE | OF SCHEDULE | RPI | RPI | RPI | RPI |

| | | | | | | | | | |
|------------------|----------|-----------|----------------|------------|-------------|----------|-----|----|----|
| DIV. I ONLY | 3- 11 | 301 | 3-7 | 284 | 251 | 320 | 320 | 24 | 24 |
| DIV. I NON-CONF. | 2- 9 | 297 | 0- 0 | 278 | 210 | 323 | 323 | 25 | 25 |
| ----- | | | | | | | | | |
| TOTALS | RPI 1-25 | RPI 26-50 | W-L RECORDS | RPI 51-100 | RPI 101-150 | RPI 150+ | | | |
| 3- 11 | 0- 0 | 0- 1 | OVERALL | 0- 1 | 0- 2 | 3- 7 | | | |
| 2- 1 | 0- 0 | 0- 0 | HOME | 0- 0 | 0- 0 | 2- 1 | | | |
| 0- 9 | 0- 0 | 0- 1 | AWAY | 0- 0 | 0- 2 | 0- 6 | | | |
| 1- 1 | 0- 0 | 0- 0 | NEUTRAL | 0- 1 | 0- 0 | 1- 0 | | | |
| 2- 9 | 0- 0 | 0- 1 | NON-CONFERENCE | 0- 1 | 0- 2 | 2- 5 | | | |
| 1- 1 | 0- 0 | 0- 0 | HOME | 0- 0 | 0- 0 | 1- 1 | | | |
| 0- 7 | 0- 0 | 0- 1 | AWAY | 0- 0 | 0- 2 | 0- 4 | | | |
| 1- 1 | 0- 0 | 0- 0 | NEUTRAL | 0- 1 | 0- 0 | 1- 0 | | | |
| 1- 2 | 0- 0 | 0- 0 | CONFERENCE | 0- 0 | 0- 0 | 1- 2 | | | |
| 1- 0 | 0- 0 | 0- 0 | HOME | 0- 0 | 0- 0 | 1- 0 | | | |
| 0- 2 | 0- 0 | 0- 0 | AWAY | 0- 0 | 0- 0 | 0- 2 | | | |
| 0- 0 | 0- 0 | 0- 0 | NEUTRAL | 0- 0 | 0- 0 | 0- 0 | | | |

| RPI S Opponent Score | RPI S Opponent Score | RPI S Opponent Score | RPI S Opponent Score |
|---------------------------|----------------------------|-----------------------|-----------------------------|
| | 40 A North Carolina 62 83 | 87 N Seton Hall 64 71 | Team's RPI: 320 |
| | | | 112 A Appalachian St. 65 68 |
| | | | 148 A High Point 75 82 |
| | | | 183 N Eastern Mi ch. 49 44 |
| | | | 194 A Georgia St. 63 70 |
| | | | 202 H Coastal Caro. 71 78 |
| | | | 236 A Furman 61 64 |
| | | | 243 H Samford 55 54 |
| | | | 257 A Wofford 66 93 |
| | | | 259 A Campbell I 49 53 |
| | | | 265 H Liberty 48 45 |
| | | | 283 A Richmond 48 59 |
| | | | 348 A N. C. Central 57 66 |
| LAST 12 Division I GAMES: | | | |
| 243 H Samford 55 54 | 236 A Furman 61 64 | | |
| 257 A Wofford 66 93 | 283 A Richmond 48 59 | | |
| 348 A N. C. Central 57 66 | 202 H Coastal Caro. 71 78 | | |
| 40 A North Carolina 62 83 | 87 N Seton Hall 64 71 | | |
| 148 A High Point 75 82 | 183 N Eastern Mi ch. 49 44 | | |
| 259 A Campbell I 49 53 | 265 H Liberty 48 45 | | |

| | | | | | | | | |
|------------------|----------|-------|--------------|-------|------------|-------|--------------|----------------|
| Non-Div I Games: | Pfeiffer | 92 23 | UNC Pembroke | 72 32 | Lees-McRae | 92 36 | Young Harris | 62 29 |
| | | | | | | | | UNC Greensboro |

| | | | | | | | | | | | |
|------------------|----------|------|-----------|-----------|----------------|-------------|---------------|-------------|------|----------|-----------|
| Average RPI | Win: | 264 | WON-LOST | WINNING | LAST 10 | STRENGTH OF | OPP. STRENGTH | TEAM | ADJ. | CONF. | ADJ CONF. |
| Average RPI | Loss: | 91 | RECORD | PCT. RANK | GAMES | SCHEDULE | OF SCHEDULE | RPI | RPI | RPI | RPI |
| DIV. I ONLY | | 8- 5 | 108 | 6-4 | 203 | 270 | 129 | 129 | 10 | 10 | |
| DIV. I NON-CONF. | | 5- 4 | 139 | 0- 0 | 253 | 291 | 166 | 166 | 13 | 13 | |
| <hr/> | | | | | | | | | | | |
| TOTALS | RPI 1-25 | | RPI 26-50 | | W-L RECORDS | RPI 51-100 | | RPI 101-150 | | RPI 150+ | |
| 8- 5 | 0- 0 | | 0- 2 | | OVERALL | 1- 1 | | 0- 1 | | 7- 1 | |
| 5- 0 | 0- 0 | | 0- 0 | | HOME | 1- 0 | | 0- 0 | | 4- 0 | |
| 3- 5 | 0- 0 | | 0- 2 | | AWAY | 0- 1 | | 0- 1 | | 3- 1 | |
| 0- 0 | 0- 0 | | 0- 0 | | NEUTRAL | 0- 0 | | 0- 0 | | 0- 0 | |
| 5- 4 | 0- 0 | | 0- 2 | | NON-CONFERENCE | 0- 1 | | 0- 1 | | 5- 0 | |
| 3- 0 | 0- 0 | | 0- 0 | | HOME | 0- 0 | | 0- 0 | | 3- 0 | |
| 2- 4 | 0- 0 | | 0- 2 | | AWAY | 0- 1 | | 0- 1 | | 2- 0 | |
| 0- 0 | 0- 0 | | 0- 0 | | NEUTRAL | 0- 0 | | 0- 0 | | 0- 0 | |
| 3- 1 | 0- 0 | | 0- 0 | | CONFERENCE | 1- 0 | | 0- 0 | | 2- 1 | |
| 2- 0 | 0- 0 | | 0- 0 | | HOME | 1- 0 | | 0- 0 | | 1- 0 | |
| 1- 1 | 0- 0 | | 0- 0 | | AWAY | 0- 0 | | 0- 0 | | 1- 1 | |
| 0- 0 | 0- 0 | | 0- 0 | | NEUTRAL | 0- 0 | | 0- 0 | | 0- 0 | |

| RPI 1-25 | | | | RPI 26-50 | | | | RPI 51-100 | | | | RPI 101+ | | | | Team's RPI: 129 | |
|---------------------------|---|----------|-------|-----------|---|----------------|-------|------------|---|--------------------|-------|----------|---|--------------------|-------|-----------------|--|
| RPI | S | Opponent | Score | RPI | S | Opponent | Score | RPI | S | Opponent | Score | RPI | S | Opponent | Score | | |
| | | | | 40 | A | North Carolina | 55 82 | 57 | H | James Madison | 66 63 | 136 | A | VCU | 47 58 | | |
| | | | | 42 | A | Ohio | 72 95 | 80 | A | Pittsburgh | 56 60 | 159 | A | William & Mary | 64 70 | | |
| | | | | | | | | | | | | 187 | A | Elon | 75 70 | | |
| | | | | | | | | | | | | 207 | A | East Carolina | 71 68 | | |
| | | | | | | | | | | | | 303 | H | Col. of Charleston | 71 49 | | |
| | | | | | | | | | | | | 322 | H | Presbyterian | 63 48 | | |
| | | | | | | | | | | | | 338 | H | Grand Canyon | 77 55 | | |
| | | | | | | | | | | | | 346 | H | Longwood | 35 33 | | |
| | | | | | | | | | | | | 348 | A | N.C. Central | 89 82 | | |
| LAST 12 Division I GAMES: | | | | | | | | | | | | | | | | | |
| | | | | 57 | H | James Madison | 66 63 | 159 | A | William & Mary | 64 70 | | | | | | |
| | | | | 187 | A | Elon | 75 70 | 303 | H | Col. of Charleston | 71 49 | | | | | | |
| | | | | 136 | A | VCU | 47 58 | 207 | A | East Carolina | 71 68 | | | | | | |
| | | | | 348 | A | N.C. Central | 89 82 | 346 | H | Longwood | 35 33 | | | | | | |
| | | | | 338 | H | Grand Canyon | 77 55 | 80 | A | Pittsburgh | 56 60 | | | | | | |
| | | | | 322 | H | Presbyterian | 63 48 | 40 | A | North Carolina | 55 82 | | | | | | |

Non-Div I Games: Fayetteville St. 72 54 Belmont Abbey 74 58

UNCW

Loss, Non-Conf, S Site, H Home A Away N Neutral

| | | | | | | | | | | |
|-------------------|----------|-----------|----------------|------------|-------------|---------------|------|------|-------|-----------|
| Average RPI Win: | 205 | WON-LOST | WINNING | LAST 10 | STRENGTH OF | OPP. STRENGTH | TEAM | ADJ. | CONF. | ADJ CONF. |
| Average RPI Loss: | 61 | RECORD | PCT. RANK | GAMES | SCHEDULE | OF SCHEDULE | RPI | RPI | RPI | RPI |
| DIV. I ONLY | 9- 7 | 134 | 6-4 | 53 | 134 | 76 | 76 | 13 | 13 | |
| DIV. I NON-CONF. | 6- 5 | 143 | 0- 1 | 66 | 57 | 67 | 67 | 14 | 14 | |
| ----- | | | | | | | | | | |
| TOTALS | RPI 1-25 | RPI 26-50 | W-L RECORDS | RPI 51-100 | RPI 101-150 | RPI 150+ | | | | |
| 9- 7 | 0- 3 | 0- 1 | OVERALL | 1- 1 | 1- 1 | 7- 1 | | | | |
| 6- 1 | 0- 1 | 0- 0 | HOME | 1- 0 | 0- 0 | 5- 0 | | | | |
| 3- 5 | 0- 2 | 0- 1 | AWAY | 0- 0 | 1- 1 | 2- 1 | | | | |
| 0- 1 | 0- 0 | 0- 0 | NEUTRAL | 0- 1 | 0- 0 | 0- 0 | | | | |
| 6- 5 | 0- 2 | 0- 1 | NON-CONFERENCE | 1- 1 | 1- 1 | 4- 0 | | | | |
| 4- 0 | 0- 0 | 0- 0 | HOME | 1- 0 | 0- 0 | 3- 0 | | | | |
| 2- 4 | 0- 2 | 0- 1 | AWAY | 0- 0 | 1- 1 | 1- 0 | | | | |
| 0- 1 | 0- 0 | 0- 0 | NEUTRAL | 0- 1 | 0- 0 | 0- 0 | | | | |
| 3- 2 | 0- 1 | 0- 0 | CONFERENCE | 0- 0 | 0- 0 | 3- 1 | | | | |
| 2- 1 | 0- 1 | 0- 0 | HOME | 0- 0 | 0- 0 | 2- 0 | | | | |
| 1- 1 | 0- 0 | 0- 0 | AWAY | 0- 0 | 0- 0 | 1- 1 | | | | |
| 0- 0 | 0- 0 | 0- 0 | NEUTRAL | 0- 0 | 0- 0 | 0- 0 | | | | |

| RPI 1-25 | | | | RPI 26-50 | | | | RPI 51-100 | | | | Team's RPI : 76 | | | | RPI 101+ | | | |
|---------------------------|---|---------------|--------|-----------|---|------------|-------|------------|---|----------------|-------|-----------------|---|----------------|-------|----------|---|----------|-------|
| RPI | S | Opponent | Score | RPI | S | Opponent | Score | RPI | S | Opponent | Score | RPI | S | Opponent | Score | RPI | S | Opponent | Score |
| 12 | A | Marquette | 61 102 | 47 | A | Kansas St. | 62 72 | 60 | H | Creighton | 65 55 | 104 | A | Northern Ill. | 59 70 | | | | |
| 13 | A | Iowa | 57 83 | | | | | 68 | N | Boise St. | 60 61 | 140 | A | IUPUI | 53 40 | | | | |
| 14 | H | Drake | 64 88 | | | | | | | | | 172 | A | Illinois St. | 64 66 | | | | |
| | | | | | | | | | | | | 177 | A | Bradley | 81 78 | | | | |
| | | | | | | | | | | | | 193 | H | Delaware | 79 67 | | | | |
| | | | | | | | | | | | | 200 | H | North Dakota | 64 60 | | | | |
| | | | | | | | | | | | | 220 | A | Long Beach St. | 71 64 | | | | |
| | | | | | | | | | | | | 242 | H | Loyola Chicago | 64 52 | | | | |
| | | | | | | | | | | | | 299 | H | Valparaiso | 71 52 | | | | |
| | | | | | | | | | | | | 311 | H | Omaha | 79 50 | | | | |
| LAST 12 Division I GAMES: | | | | | | | | | | | | | | | | | | | |
| 104 | A | Northern Ill. | 59 70 | 14 | H | Drake | 64 88 | 242 | H | Loyola Chicago | 64 52 | | | | | | | | |
| 12 | A | Marquette | 61 102 | | | | | 299 | H | Valparaiso | 71 52 | | | | | | | | |
| 311 | H | Omaha | 79 50 | | | | | 177 | A | Bradley | 81 78 | | | | | | | | |
| 13 | A | Iowa | 57 83 | | | | | 172 | A | Illinois St. | 64 66 | | | | | | | | |
| 200 | H | North Dakota | 64 60 | | | | | 47 | A | Kansas St. | 62 72 | | | | | | | | |
| 140 | A | IUPUI | 53 40 | | | | | | | | | | | | | | | | |

Non-Div I Games: Minnesota St. 73 56

UNI

| | | | | | | | | | | |
|-------------------|----------|-----------|----------------|------------|-------------|---------------|------|------|-------|-----------|
| Average RPI Win: | 198 | WON-LOST | WINNING | LAST 10 | STRENGTH OF | OPP. STRENGTH | TEAM | ADJ. | CONF. | ADJ CONF. |
| Average RPI Loss: | 124 | RECORD | PCT. RANK | GAMES | SCHEDULE | OF SCHEDULE | RPI | RPI | RPI | RPI |
| DIV. I ONLY | 4- 11 | 283 | 3-7 | 86 | 139 | 239 | 239 | 12 | 12 | |
| DIV. I NON-CONF. | 2- 9 | 297 | 0- 1 | 91 | 182 | 272 | 272 | 11 | 11 | |
| ----- | | | | | | | | | | |
| TOTALS | RPI 1-25 | RPI 26-50 | W-L RECORDS | RPI 51-100 | RPI 101-150 | RPI 150+ | | | | |
| 4- 11 | 0- 1 | 0- 1 | OVERALL | 1- 4 | 0- 2 | 3- 3 | | | | |
| 4- 5 | 0- 1 | 0- 0 | HOME | 1- 3 | 0- 0 | 3- 1 | | | | |
| 0- 6 | 0- 0 | 0- 1 | AWAY | 0- 1 | 0- 2 | 0- 2 | | | | |
| 0- 0 | 0- 0 | 0- 0 | NEUTRAL | 0- 0 | 0- 0 | 0- 0 | | | | |
| 2- 9 | 0- 1 | 0- 1 | NON-CONFERENCE | 0- 3 | 0- 2 | 2- 2 | | | | |
| 2- 5 | 0- 1 | 0- 0 | HOME | 0- 3 | 0- 0 | 2- 1 | | | | |
| 0- 4 | 0- 0 | 0- 1 | AWAY | 0- 0 | 0- 2 | 0- 1 | | | | |
| 0- 0 | 0- 0 | 0- 0 | NEUTRAL | 0- 0 | 0- 0 | 0- 0 | | | | |
| 2- 2 | 0- 0 | 0- 0 | CONFERENCE | 1- 1 | 0- 0 | 1- 1 | | | | |
| 2- 0 | 0- 0 | 0- 0 | HOME | 1- 0 | 0- 0 | 1- 0 | | | | |
| 0- 2 | 0- 0 | 0- 0 | AWAY | 0- 1 | 0- 0 | 0- 1 | | | | |
| 0- 0 | 0- 0 | 0- 0 | NEUTRAL | 0- 0 | 0- 0 | 0- 0 | | | | |

| RPI 1-25 | | | | RPI 26-50 | | | | RPI 51-100 | | | | RPI 101+ Team's RPI: 239 | | | |
|---------------------------|---|---------------------|-------|-----------|---|--------------|-------|------------|---|---------------------|-------|--------------------------|---|--------------------|-------|
| RPI | S | Opponent | Score | RPI | S | Opponent | Score | RPI | S | Opponent | Score | RPI | S | Opponent | Score |
| 10 | H | Gonzaga | 59 70 | 48 | A | Duke | 38 66 | 52 | H | Southern California | 72 86 | 143 | A | Portland St. | 49 58 |
| | | | | | | | | 55 | H | New Mexico | 66 57 | 145 | A | UC Irvine | 55 57 |
| | | | | | | | | 56 | A | Wyoming | 62 90 | 179 | A | Colorado St. | 49 52 |
| | | | | | | | | 64 | H | Middle Tenn. | 62 66 | 203 | H | Florida | 56 53 |
| | | | | | | | | 79 | H | Wright St. | 52 68 | 229 | H | Air Force | 66 56 |
| | | | | | | | | | | | | 269 | H | Hawaii | 61 66 |
| | | | | | | | | | | | | 304 | H | UC Santa Barbara | 69 51 |
| | | | | | | | | | | | | 316 | A | South Carolina St. | 49 58 |
| LAST 12 Division I GAMES: | | | | | | | | | | | | | | | |
| 316 | A | South Carolina St. | 49 58 | 64 | H | Middle Tenn. | 62 66 | | | | | | | | |
| 203 | H | Florida | 56 53 | 229 | H | Air Force | 66 56 | | | | | | | | |
| 143 | A | Portland St. | 49 58 | 55 | H | New Mexico | 66 57 | | | | | | | | |
| 48 | A | Duke | 38 66 | 56 | A | Wyoming | 62 90 | | | | | | | | |
| 52 | H | Southern California | 72 86 | 179 | A | Colorado St. | 49 52 | | | | | | | | |
| 304 | H | UC Santa Barbara | 69 51 | 269 | H | Hawaii | 61 66 | | | | | | | | |

Non-Div I Games:

UNLV

| | | | | | | | | | | |
|-------------------|----------|-----------|----------------|------------|-------------|---------------|------|------|-------|-----------|
| Average RPI Win: | 317 | WON-LOST | WINNING | LAST 10 | STRENGTH OF | OPP. STRENGTH | TEAM | ADJ. | CONF. | ADJ CONF. |
| Average RPI Loss: | 222 | RECORD | PCT. RANK | GAMES | SCHEDULE | OF SCHEDULE | RPI | RPI | RPI | RPI |
| DIV. I ONLY | 2- 10 | 320 | 4-6 | 314 | 340 | 327 | 327 | 28 | 28 | |
| DIV. I NON-CONF. | 1- 7 | 319 | 0- 0 | 315 | 337 | 332 | 332 | 29 | 29 | |
| ----- | | | | | | | | | | |
| TOTALS | RPI 1-25 | RPI 26-50 | W-L RECORDS | RPI 51-100 | RPI 101-150 | RPI 150+ | | | | |
| 2- 10 | 0- 0 | 0- 0 | OVERALL | 0- 2 | 0- 1 | 2- 7 | | | | |
| 0- 2 | 0- 0 | 0- 0 | HOME | 0- 0 | 0- 1 | 0- 1 | | | | |
| 2- 8 | 0- 0 | 0- 0 | AWAY | 0- 2 | 0- 0 | 2- 6 | | | | |
| 0- 0 | 0- 0 | 0- 0 | NEUTRAL | 0- 0 | 0- 0 | 0- 0 | | | | |
| 1- 7 | 0- 0 | 0- 0 | NON-CONFERENCE | 0- 2 | 0- 0 | 1- 5 | | | | |
| 0- 0 | 0- 0 | 0- 0 | HOME | 0- 0 | 0- 0 | 0- 0 | | | | |
| 1- 7 | 0- 0 | 0- 0 | AWAY | 0- 2 | 0- 0 | 1- 5 | | | | |
| 0- 0 | 0- 0 | 0- 0 | NEUTRAL | 0- 0 | 0- 0 | 0- 0 | | | | |
| 1- 3 | 0- 0 | 0- 0 | CONFERENCE | 0- 0 | 0- 1 | 1- 2 | | | | |
| 0- 2 | 0- 0 | 0- 0 | HOME | 0- 0 | 0- 1 | 0- 1 | | | | |
| 1- 1 | 0- 0 | 0- 0 | AWAY | 0- 0 | 0- 0 | 1- 1 | | | | |
| 0- 0 | 0- 0 | 0- 0 | NEUTRAL | 0- 0 | 0- 0 | 0- 0 | | | | |

| RPI 1-25 | | | | RPI 26-50 | | | | RPI 51-100 | | | | RPI 101+ Team's RPI: 327 | | | | | |
|---------------------------|---|----------|-------|-----------|---|---------------|-------|------------|---|---------------|-------|--------------------------|-----|----------|--------------------|----|----|
| RPI | S | Opponent | Score | RPI | S | Opponent | Score | RPI | S | Opponent | Score | RPI | S | Opponent | Score | | |
| | | | | | | | | 75 | A | Virginia Tech | 45 | 96 | 148 | H | High Point | 61 | 87 |
| | | | | | | | | 77 | A | Nebraska | 64 | 87 | 205 | H | UNC Asheville | 86 | 93 |
| | | | | | | | | | | | | | 207 | A | East Carolina | 53 | 63 |
| | | | | | | | | | | | | | 236 | A | Furman | 67 | 78 |
| | | | | | | | | | | | | | 286 | A | Winthrop | 76 | 50 |
| | | | | | | | | | | | | | 311 | A | Omaha | 69 | 96 |
| | | | | | | | | | | | | | 316 | A | South Carolina St. | 66 | 71 |
| | | | | | | | | | | | | | 318 | A | Western Caro. | 64 | 68 |
| | | | | | | | | | | | | | 322 | A | Presbyterian | 54 | 70 |
| | | | | | | | | | | | | | 348 | A | N.C. Central | 82 | 63 |
| LAST 12 Division I GAMES: | | | | | | | | | | | | | | | | | |
| | | | | 205 | H | UNC Asheville | 86 | 93 | | | | | 286 | A | Winthrop | 76 | 50 |
| | | | | 322 | A | Presbyterian | 54 | 70 | | | | | 148 | H | High Point | 61 | 87 |
| | | | | 236 | A | Furman | 67 | 78 | | | | | 207 | A | East Carolina | 53 | 63 |
| | | | | 77 | A | Nebraska | 64 | 87 | | | | | 318 | A | Western Caro. | 64 | 68 |
| | | | | 311 | A | Omaha | 69 | 96 | | | | | 316 | A | South Carolina St. | 66 | 71 |
| | | | | 75 | A | Virginia Tech | 45 | 96 | | | | | 348 | A | N.C. Central | 82 | 63 |

Non-Div I Games: Brevard 71 53 Converse 69 51 UNKNOWN 101 53

USC Upstate

| | | | | | | | | | | |
|-------------------|----------|-----------|----------------|------------|-------------|---------------|------|------|-------|-----------|
| Average RPI Win: | 216 | WON-LOST | WINNING | LAST 10 | STRENGTH OF | OPP. STRENGTH | TEAM | ADJ. | CONF. | ADJ CONF. |
| Average RPI Loss: | 103 | RECORD | PCT. RANK | GAMES | SCHEDULE | OF SCHEDULE | RPI | RPI | RPI | RPI |
| DIV. I ONLY | 12- 4 | 50 | 8-2 | 251 | 141 | 116 | 116 | 15 | 15 | |
| DIV. I NON-CONF. | 8- 3 | 71 | 0- 0 | 275 | 162 | 129 | 129 | 15 | 15 | |
| ----- | | | | | | | | | | |
| TOTALS | RPI 1-25 | RPI 26-50 | W-L RECORDS | RPI 51-100 | RPI 101-150 | RPI 150+ | | | | |
| 12- 4 | 0- 0 | 0- 0 | OVERALL | 0- 2 | 3- 1 | 9- 1 | | | | |
| 5- 2 | 0- 0 | 0- 0 | HOME | 0- 2 | 1- 0 | 4- 0 | | | | |
| 7- 2 | 0- 0 | 0- 0 | AWAY | 0- 0 | 2- 1 | 5- 1 | | | | |
| 0- 0 | 0- 0 | 0- 0 | NEUTRAL | 0- 0 | 0- 0 | 0- 0 | | | | |
| 8- 3 | 0- 0 | 0- 0 | NON-CONFERENCE | 0- 2 | 1- 1 | 7- 0 | | | | |
| 3- 2 | 0- 0 | 0- 0 | HOME | 0- 2 | 0- 0 | 3- 0 | | | | |
| 5- 1 | 0- 0 | 0- 0 | AWAY | 0- 0 | 1- 1 | 4- 0 | | | | |
| 0- 0 | 0- 0 | 0- 0 | NEUTRAL | 0- 0 | 0- 0 | 0- 0 | | | | |
| 4- 1 | 0- 0 | 0- 0 | CONFERENCE | 0- 0 | 2- 0 | 2- 1 | | | | |
| 2- 0 | 0- 0 | 0- 0 | HOME | 0- 0 | 1- 0 | 1- 0 | | | | |
| 2- 1 | 0- 0 | 0- 0 | AWAY | 0- 0 | 1- 0 | 1- 1 | | | | |
| 0- 0 | 0- 0 | 0- 0 | NEUTRAL | 0- 0 | 0- 0 | 0- 0 | | | | |

| RPI 1-25 | | | | RPI 26-50 | | | | RPI 51-100 | | | | RPI 101+ | | | | Team's RPI: 116 |
|---------------------------|---|----------|-------|-----------|---|----------------|--------|------------|---|------------------------|-------|----------|---|------------------------|--------|-----------------|
| RPI | S | Opponent | Score | RPI | S | Opponent | Score | RPI | S | Opponent | Score | RPI | S | Opponent | Score | |
| | | | | | | | | 52 | H | Southern Cal i forni a | 61 73 | 105 | A | Fresno St. | 61 70 | |
| | | | | | | | | 61 | H | Arkansas | 65 66 | 112 | H | Appal achi an St. | 99 94 | |
| | | | | | | | | | | | | 121 | A | Houston | 65 61 | |
| | | | | | | | | | | | | 142 | A | Arkansas St. | 100 73 | |
| | | | | | | | | | | | | 165 | A | Oral Roberts | 80 62 | |
| | | | | | | | | | | | | 175 | H | Grambl ing | 78 54 | |
| | | | | | | | | | | | | 194 | A | Georgi a St. | 48 50 | |
| | | | | | | | | | | | | 202 | H | Coastal Caro. | 79 53 | |
| | | | | | | | | | | | | 230 | A | SMU | 66 41 | |
| | | | | | | | | | | | | 251 | A | San Franci sco | 80 73 | |
| | | | | | | | | | | | | 261 | H | UTSA | 53 48 | |
| | | | | | | | | | | | | 279 | A | Ga. Southern | 74 53 | |
| | | | | | | | | | | | | 321 | A | Incarnate Word | 97 49 | |
| | | | | | | | | | | | | 332 | H | Jackson St. | 99 63 | |
| ----- | | | | | | | | | | | | | | | | |
| LAST 12 Division I GAMES: | | | | | | | | | | | | | | | | |
| | | | | 142 | A | Arkansas St. | 100 73 | | | | | 112 | H | Appal achi an St. | 99 94 | |
| | | | | 202 | H | Coastal Caro. | 79 53 | | | | | 279 | A | Ga. Southern | 74 53 | |
| | | | | 121 | A | Houston | 65 61 | | | | | 194 | A | Georgi a St. | 48 50 | |
| | | | | 165 | A | Oral Roberts | 80 62 | | | | | 230 | A | SMU | 66 41 | |
| | | | | 321 | A | Incarnate Word | 97 49 | | | | | 52 | H | Southern Cal i forni a | 61 73 | |
| | | | | 251 | A | San Francisco | 80 73 | | | | | 261 | H | UTSA | 53 48 | |

Non-Div I Games:

UT Arlington

U
T
M
a
r
t
i
n

| UT Martin | | | | Through Games Of Jan. 18, 2019 | | | | | | |
|-------------------|----------|--------------------|----------------------|--------------------------------|-------------------------|------------------------------|-------------|-------------|--------------|------------------|
| Average RPI Win: | 243 | WON-LOST RECORD | WINNING PCT. RANK | LAST 10 GAMES | STRENGTH OF SCHEDULE | OPP. STRENGTH OF SCHEDULE | TEAM RPI | ADJ. RPI | CONF. RPI | ADJ CONF. RPI |
| Average RPI Loss: | 109 | | | | | | | | | |
| DIV. I ONLY | | 10- 4 | 67 | 8-2 | 320 | 115 | 141 | 141 | 22 | 22 |
| DIV. I NON-CONF. | | 6- 3 | 91 | 0- 0 | 247 | 44 | 92 | 92 | 21 | 21 |
| ----- | | | | | | | | | | |
| TOTALS | RPI 1-25 | | RPI 26-50 | | W-L RECORDS | | RPI 51-100 | | RPI 101-150 | RPI 150+ |
| 10- 4 | 0- 1 | | 0- 0 | | OVERALL | | 0- 1 | | 2- 1 | 8- 1 |
| 6- 0 | 0- 0 | | 0- 0 | | HOME | | 0- 0 | | 1- 0 | 5- 0 |
| 4- 4 | 0- 1 | | 0- 0 | | AWAY | | 0- 1 | | 1- 1 | 3- 1 |
| 0- 0 | 0- 0 | | 0- 0 | | NEUTRAL | | 0- 0 | | 0- 0 | 0- 0 |
| 6- 3 | 0- 1 | | 0- 0 | | NON-CONFERENCE | | 0- 1 | | 2- 1 | 4- 0 |
| 4- 0 | 0- 0 | | 0- 0 | | HOME | | 0- 0 | | 1- 0 | 3- 0 |
| 2- 3 | 0- 1 | | 0- 0 | | AWAY | | 0- 1 | | 1- 1 | 1- 0 |
| 0- 0 | 0- 0 | | 0- 0 | | NEUTRAL | | 0- 0 | | 0- 0 | 0- 0 |
| 4- 1 | 0- 0 | | 0- 0 | | CONFERENCE | | 0- 0 | | 0- 0 | 4- 1 |
| 2- 0 | 0- 0 | | 0- 0 | | HOME | | 0- 0 | | 0- 0 | 2- 0 |
| 2- 1 | 0- 0 | | 0- 0 | | AWAY | | 0- 0 | | 0- 0 | 2- 1 |
| 0- 0 | 0- 0 | | 0- 0 | | NEUTRAL | | 0- 0 | | 0- 0 | 0- 0 |

| | | | | | | | | | | | | | | | |
|---------------------------|---|--------------|--------|-----------|---|-------------------|--------|------------|---|--------------|-------|--------------------------|---|-------------------|--------|
| RPI 1-25 | | | | RPI 26-50 | | | | RPI 51-100 | | | | RPI 101+ Team's RPI: 141 | | | |
| RPI | S | Opponent | Score | RPI | S | Opponent | Score | RPI | S | Opponent | Score | RPI | S | Opponent | Score |
| 7 | A | Louisville | 62 102 | | | | | 73 | A | Northwestern | 64 90 | 134 | A | Chattanooga | 81 79 |
| | | | | | | | | | | | | 140 | A | IUPUI | 72 73 |
| | | | | | | | | | | | | 142 | H | Arkansas St. | 97 91 |
| | | | | | | | | | | | | 167 | H | Southern Ill. | 95 94 |
| | | | | | | | | | | | | 216 | A | Eastern Ill. | 71 77 |
| | | | | | | | | | | | | 224 | A | Southeast Mo. St. | 80 73 |
| | | | | | | | | | | | | 243 | H | Samford | 89 68 |
| | | | | | | | | | | | | 270 | H | Murray St. | 75 67 |
| | | | | | | | | | | | | 271 | H | Mississippi Val. | 110 51 |
| | | | | | | | | | | | | 317 | A | Eastern Ky. | 87 61 |
| | | | | | | | | | | | | 331 | A | Lipscomb | 62 53 |
| | | | | | | | | | | | | 333 | H | Austin Peay | 74 65 |
| LAST 12 Division I GAMES: | | | | | | | | | | | | | | | |
| 317 | A | Eastern Ky. | 87 61 | 270 | H | Murray St. | 75 67 | | | | | | | | |
| 333 | H | Austin Peay | 74 65 | 224 | A | Southeast Mo. St. | 80 73 | | | | | | | | |
| 134 | A | Chattanooga | 81 79 | 216 | A | Eastern Ill. | 71 77 | | | | | | | | |
| 73 | A | Northwestern | 64 90 | 271 | H | Mississippi Val. | 110 51 | | | | | | | | |
| 142 | H | Arkansas St. | 97 91 | 331 | A | Lipscomb | 62 53 | | | | | | | | |
| 140 | A | IUPUI | 72 73 | 7 | A | Louisville | 62 102 | | | | | | | | |

Non-Div I Games: Ala.-Huntsville 100 69 Christian Bros. 108 82

UT Martin

U
T
M
a
r
t
i
n

U
T
E
P

| UTEP | | | | Through Games Of Jan. 18, 2019 | | | | | | | |
|-------------------|--|----------|--------------------|--------------------------------|------------------|-------------------------|------------------------------|-------------|-------------|--------------|------------------|
| Average RPI Win: | | 279 | WON-LOST RECORD | WINNING PCT. RANK | LAST 10 GAMES | STRENGTH OF SCHEDULE | OPP. STRENGTH OF SCHEDULE | TEAM RPI | ADJ. RPI | CONF. RPI | ADJ CONF. RPI |
| Average RPI Loss: | | 157 | | | | | | | | | |
| DIV. I ONLY | | | 4- 13 | 297 | 2-8 | 120 | 331 | 266 | 266 | 16 | 16 |
| DIV. I NON-CONF. | | | 3- 10 | 278 | 0- 0 | 161 | 319 | 297 | 297 | 19 | 19 |
| ----- | | | | | | | | | | | |
| TOTALS | | RPI 1-25 | RPI 26-50 | | W-L RECORDS | | RPI 51-100 | RPI 101-150 | RPI 150+ | | |
| 4- 13 | | 0- 0 | 0- 0 | | OVERALL | | 0- 2 | 0- 4 | 4- 7 | | |
| 2- 6 | | 0- 0 | 0- 0 | | HOME | | 0- 0 | 0- 2 | 2- 4 | | |
| 1- 6 | | 0- 0 | 0- 0 | | AWAY | | 0- 2 | 0- 2 | 1- 2 | | |
| 1- 1 | | 0- 0 | 0- 0 | | NEUTRAL | | 0- 0 | 0- 0 | 1- 1 | | |
| 3- 10 | | 0- 0 | 0- 0 | | NON-CONFERENCE | | 0- 2 | 0- 3 | 3- 5 | | |
| 2- 5 | | 0- 0 | 0- 0 | | HOME | | 0- 0 | 0- 2 | 2- 3 | | |
| 0- 4 | | 0- 0 | 0- 0 | | AWAY | | 0- 2 | 0- 1 | 0- 1 | | |
| 1- 1 | | 0- 0 | 0- 0 | | NEUTRAL | | 0- 0 | 0- 0 | 1- 1 | | |
| 1- 3 | | 0- 0 | 0- 0 | | CONFERENCE | | 0- 0 | 0- 1 | 1- 2 | | |
| 0- 1 | | 0- 0 | 0- 0 | | HOME | | 0- 0 | 0- 0 | 0- 1 | | |
| 1- 2 | | 0- 0 | 0- 0 | | AWAY | | 0- 0 | 0- 1 | 1- 1 | | |
| 0- 0 | | 0- 0 | 0- 0 | | NEUTRAL | | 0- 0 | 0- 0 | 0- 0 | | |

U
T
E
P

| RPI 1-25 | | | | RPI 26-50 | | | | RPI 51-100 | | | | RPI 101+ | | | | Team's RPI: 266 |
|---------------------------|---|----------|-------|-----------|---|--------------|-------|------------|---|--------------|-------|----------|---|-------------------|-------|-----------------|
| RPI | S | Opponent | Score | RPI | S | Opponent | Score | RPI | S | Opponent | Score | RPI | S | Opponent | Score | |
| | | | | | | | | 55 | A | New Mexico | 51 69 | 117 | A | Rice | 42 76 | |
| | | | | | | | | 58 | A | Arizona | 40 62 | 119 | A | Tulsa | 45 66 | |
| | | | | | | | | | | | | 142 | H | Arkansas St. | 66 67 | |
| | | | | | | | | | | | | 143 | H | Portland St. | 61 89 | |
| | | | | | | | | | | | | 164 | H | UAB | 48 74 | |
| | | | | | | | | | | | | 169 | H | Abilene Christian | 69 70 | |
| | | | | | | | | | | | | 176 | N | Akron | 57 64 | |
| | | | | | | | | | | | | 188 | H | New Mexico St. | 65 69 | |
| | | | | | | | | | | | | 199 | A | North Texas | 51 70 | |
| | | | | | | | | | | | | 218 | H | Nicholls St. | 56 58 | |
| | | | | | | | | | | | | 234 | N | Western Ill. | 84 72 | |
| | | | | | | | | | | | | 261 | A | UTSA | 73 60 | |
| | | | | | | | | | | | | 272 | H | CSU Bakersfield | 53 47 | |
| | | | | | | | | | | | | 297 | A | Weber St. | 63 68 | |
| | | | | | | | | | | | | 350 | H | Alcorn | 77 51 | |
| ----- | | | | | | | | | | | | | | | | |
| LAST 12 Division I GAMES: | | | | | | | | | | | | | | | | |
| | | | | 164 | H | UAB | 48 74 | 199 | A | North Texas | 51 70 | | | | | |
| | | | | 117 | A | Rice | 42 76 | 261 | A | UTSA | 73 60 | | | | | |
| | | | | 143 | H | Portland St. | 61 89 | 119 | A | Tulsa | 45 66 | | | | | |
| | | | | 55 | A | New Mexico | 51 69 | 176 | N | Akron | 57 64 | | | | | |
| | | | | 142 | H | Arkansas St. | 66 67 | 234 | N | Western Ill. | 84 72 | | | | | |
| | | | | 297 | A | Weber St. | 63 68 | 58 | A | Arizona | 40 62 | | | | | |

Non-Div I Games:

UTEP

Average RPI Win: **279**
 Average RPI Loss: **169**

WON-LOST
RECORD

WINNING
PCT. RANK

LAST 10
GAMES

STRENGTH OF
SCHEDULE

OPP. STRENGTH
OF SCHEDULE

TEAM
RPI

ADJ.
RPI

CONF.
RPI

ADJ CONF.
RPI

| | | | | | | | | | |
|------------------|----------|-----------|----------------|------------|-------------|----------|-----|----|----|
| DIV. I ONLY | 6- 9 | 224 | 4-6 | 255 | 275 | 249 | 249 | 30 | 30 |
| DIV. I NON-CONF. | 4- 7 | 228 | 0- 0 | 190 | 213 | 227 | 227 | 30 | 30 |
| ----- | | | | | | | | | |
| TOTALS | RPI 1-25 | RPI 26-50 | W-L RECORDS | RPI 51-100 | RPI 101-150 | RPI 150+ | | | |
| 6- 9 | 0- 1 | 0- 2 | OVERALL | 0- 0 | 0- 0 | 6- 6 | | | |
| 3- 4 | 0- 0 | 0- 1 | HOME | 0- 0 | 0- 0 | 3- 3 | | | |
| 3- 5 | 0- 1 | 0- 1 | AWAY | 0- 0 | 0- 0 | 3- 3 | | | |
| 0- 0 | 0- 0 | 0- 0 | NEUTRAL | 0- 0 | 0- 0 | 0- 0 | | | |
| 4- 7 | 0- 1 | 0- 2 | NON-CONFERENCE | 0- 0 | 0- 0 | 4- 4 | | | |
| 2- 3 | 0- 0 | 0- 1 | HOME | 0- 0 | 0- 0 | 2- 2 | | | |
| 2- 4 | 0- 1 | 0- 1 | AWAY | 0- 0 | 0- 0 | 2- 2 | | | |
| 0- 0 | 0- 0 | 0- 0 | NEUTRAL | 0- 0 | 0- 0 | 0- 0 | | | |
| 2- 2 | 0- 0 | 0- 0 | CONFERENCE | 0- 0 | 0- 0 | 2- 2 | | | |
| 1- 1 | 0- 0 | 0- 0 | HOME | 0- 0 | 0- 0 | 1- 1 | | | |
| 1- 1 | 0- 0 | 0- 0 | AWAY | 0- 0 | 0- 0 | 1- 1 | | | |
| 0- 0 | 0- 0 | 0- 0 | NEUTRAL | 0- 0 | 0- 0 | 0- 0 | | | |

| RPI 1-25 | | | | RPI 26-50 | | | | RPI 51-100 | | | | RPI 101+ Team's RPI: 249 | | | |
|---------------------------|---|--------------------|-------|-----------|---|--------------------|-------|------------|---|----------|-------|--------------------------|---|--------------------|-------|
| RPI | S | Opponent | Score | RPI | S | Opponent | Score | RPI | S | Opponent | Score | RPI | S | Opponent | Score |
| 2 | A | Bayl or | 37 98 | 30 | H | Texas | 66 81 | | | | | 195 | H | Prairie View | 57 50 |
| | | | | 36 | A | Texas A&M | 61 84 | | | | | 198 | A | Massachusetts | 70 74 |
| | | | | | | | | | | | | 217 | H | Utah Valley | 55 57 |
| | | | | | | | | | | | | 225 | H | Texas Southern | 55 69 |
| | | | | | | | | | | | | 261 | A | UTSA | 58 61 |
| | | | | | | | | | | | | 272 | A | CSU Bakersfield | 63 68 |
| | | | | | | | | | | | | 274 | H | Louisiana | 75 60 |
| | | | | | | | | | | | | 280 | A | A&M-Corpus Christi | 70 57 |
| | | | | | | | | | | | | 280 | H | A&M-Corpus Christi | 49 59 |
| | | | | | | | | | | | | 290 | H | California Baptist | 60 56 |
| | | | | | | | | | | | | 294 | A | Canisius | 57 53 |
| | | | | | | | | | | | | 338 | A | Grand Canyon | 66 50 |
| LAST 12 Division I GAMES: | | | | | | | | | | | | | | | |
| 217 | H | Utah Valley | 55 57 | 272 | A | CSU Bakersfield | 63 68 | | | | | | | | |
| 338 | A | Grand Canyon | 66 50 | 290 | H | California Baptist | 60 56 | | | | | | | | |
| 280 | A | A&M-Corpus Christi | 70 57 | 2 | A | Bayl or | 37 98 | | | | | | | | |
| 274 | H | Louisiana | 75 60 | 36 | A | Texas A&M | 61 84 | | | | | | | | |
| 195 | H | Prairie View | 57 50 | 30 | H | Texas | 66 81 | | | | | | | | |
| 198 | A | Massachusetts | 70 74 | 225 | H | Texas Southern | 55 69 | | | | | | | | |

Non-Div I Games: Texas Lutheran 82 38 UNKNOWN 74 43

UTRGV

Loss, Non-Conf, S Site, H Home A Away N Neutral

| | | | | | | | | | | |
|-------------------|----------|-----------|----------------|------------|-------------|---------------|------|------|-------|-----------|
| Average RPI Win: | 168 | WON-LOST | WINNING | LAST 10 | STRENGTH OF | OPP. STRENGTH | TEAM | ADJ. | CONF. | ADJ CONF. |
| Average RPI Loss: | 15 | RECORD | PCT. RANK | GAMES | SCHEDULE | OF SCHEDULE | RPI | RPI | RPI | RPI |
| DIV. I ONLY | 16- 1 | 4 | 9-1 | 211 | 31 | 34 | 34 | 2 | 2 | |
| DIV. I NON-CONF. | 11- 0 | 1 | 1- 0 | 318 | 80 | 60 | 60 | 2 | 2 | |
| ----- | | | | | | | | | | |
| TOTALS | RPI 1-25 | RPI 26-50 | W-L RECORDS | RPI 51-100 | RPI 101-150 | RPI 150+ | | | | |
| 16- 1 | 1- 1 | 0- 0 | OVERALL | 4- 0 | 3- 0 | 8- 0 | | | | |
| 9- 1 | 1- 1 | 0- 0 | HOME | 2- 0 | 2- 0 | 4- 0 | | | | |
| 5- 0 | 0- 0 | 0- 0 | AWAY | 2- 0 | 1- 0 | 2- 0 | | | | |
| 2- 0 | 0- 0 | 0- 0 | NEUTRAL | 0- 0 | 0- 0 | 2- 0 | | | | |
| 11- 0 | 1- 0 | 0- 0 | NON-CONFERENCE | 1- 0 | 1- 0 | 8- 0 | | | | |
| 7- 0 | 1- 0 | 0- 0 | HOME | 1- 0 | 1- 0 | 4- 0 | | | | |
| 2- 0 | 0- 0 | 0- 0 | AWAY | 0- 0 | 0- 0 | 2- 0 | | | | |
| 2- 0 | 0- 0 | 0- 0 | NEUTRAL | 0- 0 | 0- 0 | 2- 0 | | | | |
| 5- 1 | 0- 1 | 0- 0 | CONFERENCE | 3- 0 | 2- 0 | 0- 0 | | | | |
| 2- 1 | 0- 1 | 0- 0 | HOME | 1- 0 | 1- 0 | 0- 0 | | | | |
| 3- 0 | 0- 0 | 0- 0 | AWAY | 2- 0 | 1- 0 | 0- 0 | | | | |
| 0- 0 | 0- 0 | 0- 0 | NEUTRAL | 0- 0 | 0- 0 | 0- 0 | | | | |

| RPI 1-25 | | | | RPI 26-50 | | | | Team's RPI: 34 | | | | RPI 51-100 | | | | RPI 101+ | | | |
|---------------------------|---|-------------|-------|-----------|---|----------------|-------|----------------|--|--|--|------------|---|----------------|-------|----------|---|----------------|-------|
| RPI | S | Opponent | Score | RPI | S | Opponent | Score | | | | | RPI | S | Opponent | Score | RPI | S | Opponent | Score |
| 15 | H | Arizona St. | 63 65 | | | | | | | | | 58 | H | Arizona | 80 64 | 107 | H | Idaho St. | 74 60 |
| 19 | H | BYU | 78 67 | | | | | | | | | 97 | H | Alabama | 72 62 | 122 | A | Colorado | 76 61 |
| | | | | | | | | | | | | 98 | A | Washington | 58 43 | 122 | H | Colorado | 78 59 |
| | | | | | | | | | | | | 100 | A | Washington St. | 72 68 | 184 | A | Eastern Wash. | 95 51 |
| | | | | | | | | | | | | | | | | 203 | N | Florida | 74 58 |
| | | | | | | | | | | | | | | | | 217 | H | Utah Valley | 85 47 |
| | | | | | | | | | | | | | | | | 220 | H | Long Beach St. | 82 59 |
| | | | | | | | | | | | | | | | | 240 | A | Nevada | 74 52 |
| | | | | | | | | | | | | | | | | 269 | N | Hawaii | 73 48 |
| | | | | | | | | | | | | | | | | 297 | H | Weber St. | 77 56 |
| | | | | | | | | | | | | | | | | 335 | H | Seattle U | 89 62 |
| LAST 12 Division I GAMES: | | | | | | | | | | | | | | | | | | | |
| 269 | N | Hawaii | 73 48 | 98 | A | Washington | 58 43 | | | | | | | | | | | | |
| 122 | H | Colorado | 78 59 | 100 | A | Washington St. | 72 68 | | | | | | | | | | | | |
| 297 | H | Weber St. | 77 56 | 58 | H | Arizona | 80 64 | | | | | | | | | | | | |
| 19 | H | BYU | 78 67 | 15 | H | Arizona St. | 63 65 | | | | | | | | | | | | |
| 217 | H | Utah Valley | 85 47 | 122 | A | Colorado | 76 61 | | | | | | | | | | | | |
| 335 | H | Seattle U | 89 62 | 203 | N | Florida | 74 58 | | | | | | | | | | | | |

Non-Div I Games:

Utah

| | | | | | | | | | | |
|-------------------|----------|-----------|----------------|------------|-------------|---------------|------|------|-------|-----------|
| Average RPI Win: | 202 | WON-LOST | WINNING | LAST 10 | STRENGTH OF | OPP. STRENGTH | TEAM | ADJ. | CONF. | ADJ CONF. |
| Average RPI Loss: | 93 | RECORD | PCT. RANK | GAMES | SCHEDULE | OF SCHEDULE | RPI | RPI | RPI | RPI |
| DIV. I ONLY | 8- 7 | 150 | 7-3 | 163 | 58 | 153 | 153 | 12 | 12 | |
| DIV. I NON-CONF. | 4- 6 | 212 | 0- 0 | 99 | 34 | 153 | 153 | 11 | 11 | |
| ----- | | | | | | | | | | |
| TOTALS | RPI 1-25 | RPI 26-50 | W-L RECORDS | RPI 51-100 | RPI 101-150 | RPI 150+ | | | | |
| 8- 7 | 0- 2 | 0- 0 | OVERALL | 2- 1 | 0- 3 | 6- 1 | | | | |
| 4- 3 | 0- 2 | 0- 0 | HOME | 1- 0 | 0- 0 | 3- 1 | | | | |
| 4- 2 | 0- 0 | 0- 0 | AWAY | 1- 0 | 0- 2 | 3- 0 | | | | |
| 0- 2 | 0- 0 | 0- 0 | NEUTRAL | 0- 1 | 0- 1 | 0- 0 | | | | |
| 4- 6 | 0- 2 | 0- 0 | NON-CONFERENCE | 1- 1 | 0- 2 | 3- 1 | | | | |
| 1- 3 | 0- 2 | 0- 0 | HOME | 0- 0 | 0- 0 | 1- 1 | | | | |
| 3- 1 | 0- 0 | 0- 0 | AWAY | 1- 0 | 0- 1 | 2- 0 | | | | |
| 0- 2 | 0- 0 | 0- 0 | NEUTRAL | 0- 1 | 0- 1 | 0- 0 | | | | |
| 4- 1 | 0- 0 | 0- 0 | CONFERENCE | 1- 0 | 0- 1 | 3- 0 | | | | |
| 3- 0 | 0- 0 | 0- 0 | HOME | 1- 0 | 0- 0 | 2- 0 | | | | |
| 1- 1 | 0- 0 | 0- 0 | AWAY | 0- 0 | 0- 1 | 1- 0 | | | | |
| 0- 0 | 0- 0 | 0- 0 | NEUTRAL | 0- 0 | 0- 0 | 0- 0 | | | | |

| RPI 1-25 | | | | RPI 26-50 | | | | RPI 51-100 | | | | RPI 101+ | | | | Team's RPI: 153 |
|---------------------------|---|------------------------|-------|-----------|---|----------------|-------|------------|---|------------------------|-------|----------|---|----------------|-------|-----------------|
| RPI | S | Opponent | Score | RPI | S | Opponent | Score | RPI | S | Opponent | Score | RPI | S | Opponent | Score | |
| 3 | H | Oregon | 58 88 | | | | | 52 | N | Southern Cal i forni a | 46 55 | 105 | A | Fresno St. | 59 70 | |
| 19 | H | BYU | 57 62 | | | | | 56 | H | Wyomi ng | 50 42 | 122 | N | Colorado | 68 78 | |
| | | | | | | | | 100 | A | Washingt on St. | 72 61 | 133 | A | Portland | 54 61 | |
| | | | | | | | | | | | | 199 | A | North Texas | 57 41 | |
| | | | | | | | | | | | | 217 | H | Utah Valley | 67 62 | |
| | | | | | | | | | | | | 220 | H | Long Beach St. | 48 50 | |
| | | | | | | | | | | | | 229 | A | Air Force | 48 44 | |
| | | | | | | | | | | | | 240 | H | Nevada | 79 76 | |
| | | | | | | | | | | | | 261 | A | UTSA | 62 56 | |
| | | | | | | | | | | | | 310 | H | San Jose St. | 82 49 | |
| ----- | | | | | | | | | | | | | | | | |
| LAST 12 Division I GAMES: | | | | | | | | | | | | | | | | |
| 310 | H | San Jose St. | 82 49 | 105 | A | Fresno St. | 59 70 | 229 | A | Air Force | 48 44 | 240 | H | Nevada | 79 76 | |
| 56 | H | Wyomi ng | 50 42 | 229 | A | Air Force | 48 44 | 240 | H | Nevada | 79 76 | 220 | H | Long Beach St. | 48 50 | |
| 261 | A | UTSA | 62 56 | 240 | H | Nevada | 79 76 | 217 | H | Utah Valley | 67 62 | 199 | A | North Texas | 57 41 | |
| 133 | A | Portland | 54 61 | 220 | H | Long Beach St. | 48 50 | | | | | | | | | |
| 122 | N | Colorado | 68 78 | | | | | | | | | | | | | |
| 52 | N | Southern Cal i forni a | 46 55 | | | | | | | | | | | | | |

Non-Div I Games: Northern N.M. 106 35

Utah St.

| | | | | | | | | | | |
|-------------------|----------|-----------|----------------|------------|-------------|---------------|------|------|-------|-----------|
| Average RPI Win: | 282 | WON-LOST | WINNING | LAST 10 | STRENGTH OF | OPP. STRENGTH | TEAM | ADJ. | CONF. | ADJ CONF. |
| Average RPI Loss: | 121 | RECORD | PCT. RANK | GAMES | SCHEDULE | OF SCHEDULE | RPI | RPI | RPI | RPI |
| DIV. I ONLY | 7- 7 | 169 | 6-4 | 274 | 228 | 217 | 217 | 30 | 30 | |
| DIV. I NON-CONF. | 3- 7 | 256 | 0- 0 | 167 | 175 | 269 | 269 | 30 | 30 | |
| ----- | | | | | | | | | | |
| TOTALS | RPI 1-25 | RPI 26-50 | W-L RECORDS | RPI 51-100 | RPI 101-150 | RPI 150+ | | | | |
| 7- 7 | 0- 1 | 0- 1 | OVERALL | 0- 0 | 0- 2 | 7- 3 | | | | |
| 5- 2 | 0- 1 | 0- 0 | HOME | 0- 0 | 0- 1 | 5- 0 | | | | |
| 2- 5 | 0- 0 | 0- 1 | AWAY | 0- 0 | 0- 1 | 2- 3 | | | | |
| 0- 0 | 0- 0 | 0- 0 | NEUTRAL | 0- 0 | 0- 0 | 0- 0 | | | | |
| 3- 7 | 0- 1 | 0- 1 | NON-CONFERENCE | 0- 0 | 0- 2 | 3- 3 | | | | |
| 3- 2 | 0- 1 | 0- 0 | HOME | 0- 0 | 0- 1 | 3- 0 | | | | |
| 0- 5 | 0- 0 | 0- 1 | AWAY | 0- 0 | 0- 1 | 0- 3 | | | | |
| 0- 0 | 0- 0 | 0- 0 | NEUTRAL | 0- 0 | 0- 0 | 0- 0 | | | | |
| 4- 0 | 0- 0 | 0- 0 | CONFERENCE | 0- 0 | 0- 0 | 4- 0 | | | | |
| 2- 0 | 0- 0 | 0- 0 | HOME | 0- 0 | 0- 0 | 2- 0 | | | | |
| 2- 0 | 0- 0 | 0- 0 | AWAY | 0- 0 | 0- 0 | 2- 0 | | | | |
| 0- 0 | 0- 0 | 0- 0 | NEUTRAL | 0- 0 | 0- 0 | 0- 0 | | | | |

| RPI 1-25 | | | | RPI 26-50 | | | | RPI 51-100 | | | | RPI 101+ | | | | Team's RPI: 217 |
|---------------------------|---|---------------|-------|-----------|---|-------------------|-------|------------|---|----------|-------|----------|---|-------------------|-------|-----------------|
| RPI | S | Opponent | Score | RPI | S | Opponent | Score | RPI | S | Opponent | Score | RPI | S | Opponent | Score | |
| 19 | H | BYU | 51 77 | 34 | A | Utah | 47 85 | | | | | 107 | A | Idaho St. | 68 80 | |
| | | | | | | | | | | | | 133 | H | Portland | 60 65 | |
| | | | | | | | | | | | | 153 | A | Utah St. | 62 67 | |
| | | | | | | | | | | | | 181 | H | UC Riverside | 56 53 | |
| | | | | | | | | | | | | 189 | A | Southern Utah | 59 60 | |
| | | | | | | | | | | | | 209 | A | Cal St. Fullerton | 55 56 | |
| | | | | | | | | | | | | 249 | A | UTRGV | 57 55 | |
| | | | | | | | | | | | | 272 | H | CSU Bakersfield | 78 70 | |
| | | | | | | | | | | | | 297 | H | Weber St. | 65 59 | |
| | | | | | | | | | | | | 304 | H | UC Santa Barbara | 63 54 | |
| | | | | | | | | | | | | 335 | A | Seattle U | 58 55 | |
| | | | | | | | | | | | | 338 | H | Grand Canyon | 57 46 | |
| LAST 12 Division I GAMES: | | | | | | | | | | | | | | | | |
| 249 | A | UTRGV | 57 55 | 272 | H | CSU Bakersfield | 78 70 | | | | | | | | | |
| 335 | A | Seattle U | 58 55 | 338 | H | Grand Canyon | 57 46 | | | | | | | | | |
| 107 | A | Idaho St. | 68 80 | 209 | A | Cal St. Fullerton | 55 56 | | | | | | | | | |
| 189 | A | Southern Utah | 59 60 | 181 | H | UC Riverside | 56 53 | | | | | | | | | |
| 34 | A | Utah | 47 85 | 297 | H | Weber St. | 65 59 | | | | | | | | | |
| 19 | H | BYU | 51 77 | 153 | A | Utah St. | 62 67 | | | | | | | | | |

Non-Div I Games: Ottawa (AZ) 90 61 La Verne 86 79 Arizona Christian 76 68

Utah Valley

Loss, Non-Conf, S Site, H Home A Away N Neutral

| | | | | | | | | | | | |
|----------------------|------|----------|-----------|----------------|-------------|------------|---------------|----------|------|-------|-----------|
| Average RPI Win: 226 | | WON-LOST | WINNING | LAST 10 | STRENGTH OF | | OPP. STRENGTH | TEAM | ADJ. | CONF. | ADJ CONF. |
| Loss: 106 | | RECORD | PCT. RANK | GAMES | SCHEDULE | | OF SCHEDULE | RPI | RPI | RPI | RPI |
| DIV. I ONLY | | 12- 5 | 71 | 7-3 | 269 | | 148 | 136 | 136 | 17 | 17 |
| DIV. I NON-CONF. | | 8- 5 | 120 | 0- 0 | 240 | | 145 | 144 | 144 | 18 | 18 |
| TOTALS | | RPI 1-25 | RPI 26-50 | W-L RECORDS | | RPI 51-100 | RPI 101-150 | RPI 150+ | | | |
| 12- 5 | 0- 0 | 0- 1 | | OVERALL | | 1- 1 | 3- 3 | 8- 0 | | | |
| 6- 1 | 0- 0 | 0- 0 | | HOME | | 0- 0 | 2- 1 | 4- 0 | | | |
| 5- 3 | 0- 0 | 0- 1 | | AWAY | | 1- 1 | 1- 1 | 3- 0 | | | |
| 1- 1 | 0- 0 | 0- 0 | | NEUTRAL | | 0- 0 | 0- 1 | 1- 0 | | | |
| 8- 5 | 0- 0 | 0- 1 | | NON-CONFERENCE | | 1- 1 | 2- 3 | 5- 0 | | | |
| 4- 1 | 0- 0 | 0- 0 | | HOME | | 0- 0 | 2- 1 | 2- 0 | | | |
| 3- 3 | 0- 0 | 0- 1 | | AWAY | | 1- 1 | 0- 1 | 2- 0 | | | |
| 1- 1 | 0- 0 | 0- 0 | | NEUTRAL | | 0- 0 | 0- 1 | 1- 0 | | | |
| 4- 0 | 0- 0 | 0- 0 | | CONFERENCE | | 0- 0 | 1- 0 | 3- 0 | | | |
| 2- 0 | 0- 0 | 0- 0 | | HOME | | 0- 0 | 0- 0 | 2- 0 | | | |
| 2- 0 | 0- 0 | 0- 0 | | AWAY | | 0- 0 | 1- 0 | 1- 0 | | | |
| 0- 0 | 0- 0 | 0- 0 | | NEUTRAL | | 0- 0 | 0- 0 | 0- 0 | | | |

| RPI 1-25 | | | | RPI 26-50 | | | | RPI 51-100 | | | | RPI 101+ | | | | Team's RPI: 136 | |
|---------------------------|---|----------|-------|-----------|---|----------------|-------|------------|---|----------------|-------|----------|---|----------------|-------|-----------------|--|
| RPI | S | Opponent | Score | RPI | S | Opponent | Score | RPI | S | Opponent | Score | RPI | S | Opponent | Score | | |
| | | | | 40 | A | North Carolina | 47 59 | 69 | A | Old Dominion | 57 60 | 108 | H | Wake Forest | 53 40 | | |
| | | | | | | | | 94 | A | Georgetown | 47 45 | 129 | H | UNCW | 58 47 | | |
| | | | | | | | | | | | | 132 | A | Cincinnati | 54 66 | | |
| | | | | | | | | | | | | 137 | A | Fordham | 47 44 | | |
| | | | | | | | | | | | | 140 | N | IUPUI | 61 63 | | |
| | | | | | | | | | | | | 147 | H | Radford | 49 54 | | |
| | | | | | | | | | | | | 159 | A | William & Mary | 72 55 | | |
| | | | | | | | | | | | | 264 | A | N.C. A&T | 54 48 | | |
| | | | | | | | | | | | | 268 | H | La Salle | 68 38 | | |
| | | | | | | | | | | | | 277 | H | Saint Joseph's | 59 40 | | |
| | | | | | | | | | | | | 283 | A | Richmond | 68 43 | | |
| | | | | | | | | | | | | 297 | N | Weber St. | 64 36 | | |
| | | | | | | | | | | | | 346 | H | Longwood | 84 55 | | |
| | | | | | | | | | | | | 347 | H | Delaware St. | 97 55 | | |
| LAST 12 Division I GAMES: | | | | | | | | | | | | | | | | | |
| | | | | 137 | A | Fordham | 47 44 | 268 | H | La Salle | 68 38 | | | | | | |
| | | | | 283 | A | Richmond | 68 43 | 277 | H | Saint Joseph's | 59 40 | | | | | | |
| | | | | 132 | A | Cincinnati | 54 66 | 347 | H | Delaware St. | 97 55 | | | | | | |
| | | | | 94 | A | Georgetown | 47 45 | 264 | A | N.C. A&T | 54 48 | | | | | | |
| | | | | 129 | H | UNCW | 58 47 | 147 | H | Radford | 49 54 | | | | | | |
| | | | | 140 | N | IUPUI | 61 63 | 69 | A | Old Dominion | 57 60 | | | | | | |

Non-Div I Games:

VCU

| | | | | | | | | | | |
|-------------------|----------|-----------|----------------|------------|-------------|---------------|------|------|-------|-----------|
| Average RPI Win: | 293 | WON-LOST | WINNING | LAST 10 | STRENGTH OF | OPP. STRENGTH | TEAM | ADJ. | CONF. | ADJ CONF. |
| Average RPI Loss: | 175 | RECORD | PCT. RANK | GAMES | SCHEDULE | OF SCHEDULE | RPI | RPI | RPI | RPI |
| DIV. I ONLY | 4- 12 | 291 | 3-7 | 272 | 262 | 299 | 299 | 13 | 13 | |
| DIV. I NON-CONF. | 4- 8 | 241 | 0- 0 | 321 | 323 | 321 | 321 | 14 | 14 | |
| ----- | | | | | | | | | | |
| TOTALS | RPI 1-25 | RPI 26-50 | W-L RECORDS | RPI 51-100 | RPI 101-150 | RPI 150+ | | | | |
| 4- 12 | 0- 1 | 0- 0 | OVERALL | 0- 3 | 0- 1 | 4- 7 | | | | |
| 1- 6 | 0- 0 | 0- 0 | HOME | 0- 2 | 0- 1 | 1- 3 | | | | |
| 2- 6 | 0- 1 | 0- 0 | AWAY | 0- 1 | 0- 0 | 2- 4 | | | | |
| 1- 0 | 0- 0 | 0- 0 | NEUTRAL | 0- 0 | 0- 0 | 1- 0 | | | | |
| 4- 8 | 0- 0 | 0- 0 | NON-CONFERENCE | 0- 2 | 0- 0 | 4- 6 | | | | |
| 1- 5 | 0- 0 | 0- 0 | HOME | 0- 2 | 0- 0 | 1- 3 | | | | |
| 2- 3 | 0- 0 | 0- 0 | AWAY | 0- 0 | 0- 0 | 2- 3 | | | | |
| 1- 0 | 0- 0 | 0- 0 | NEUTRAL | 0- 0 | 0- 0 | 1- 0 | | | | |
| 0- 4 | 0- 1 | 0- 0 | CONFERENCE | 0- 1 | 0- 1 | 0- 1 | | | | |
| 0- 1 | 0- 0 | 0- 0 | HOME | 0- 0 | 0- 1 | 0- 0 | | | | |
| 0- 3 | 0- 1 | 0- 0 | AWAY | 0- 1 | 0- 0 | 0- 1 | | | | |
| 0- 0 | 0- 0 | 0- 0 | NEUTRAL | 0- 0 | 0- 0 | 0- 0 | | | | |

| RPI | S | Opponent | Score | RPI | S | Opponent | Score | RPI | S | Opponent | Score | RPI | S | Opponent | Score |
|---------------------------|---|----------------------|--------------|-----|---|----------|--------------|-----|---|-------------------|--------------|-----|---|----------------------|--------------|
| 14 | A | Drake | 53 84 | | | | | 76 | A | UNI | 52 71 | 149 | H | Indiana St. | 82 86 |
| | | | | | | | | 96 | H | Mi ami (OH) | 47 68 | 162 | A | Illinois | 54 73 |
| | | | | | | | | 99 | H | Toledo | 59 65 | 180 | A | Morehead St. | 62 68 |
| | | | | | | | | | | | | 200 | H | North Dakota | 56 62 |
| | | | | | | | | | | | | 216 | H | Eastern Ill. | 62 60 |
| | | | | | | | | | | | | 223 | H | Bowling Green | 72 79 |
| | | | | | | | | | | | | 242 | A | Loyol a Chi cago | 54 80 |
| | | | | | | | | | | | | 278 | N | St. Francis Brooklyn | 78 76 |
| | | | | | | | | | | | | 319 | H | North Dakota St. | 48 51 |
| | | | | | | | | | | | | 336 | A | Purdue Fort Wayne | 68 64 |
| | | | | | | | | | | | | 337 | A | UIC | 65 75 |
| | | | | | | | | | | | | 340 | A | Chicago St. | 76 70 |
| LAST 12 Division I GAMES: | | | | | | | | | | | | | | | |
| 149 | H | Indiana St. | 82 86 | 76 | A | UNI | 52 71 | 242 | A | Loyol a Chi cago | 54 80 | 223 | H | Bowling Green | 72 79 |
| 14 | A | Drake | 53 84 | | | | | 336 | A | Purdue Fort Wayne | 68 64 | 319 | H | North Dakota St. | 48 51 |
| 216 | H | Eastern Ill. | 62 60 | | | | | 96 | H | Mi ami (OH) | 47 68 | | | | |
| 340 | A | Chicago St. | 76 70 | | | | | | | | | | | | |
| 99 | H | Toledo | 59 65 | | | | | | | | | | | | |
| 278 | N | St. Francis Brooklyn | 78 76 | | | | | | | | | | | | |

Non-Div I Games:

Val parai so

| | | | | | | | | | | |
|------------------|----------|-----------------|-------------------|---------------|----------------------|---------------------------|----------|----------|-----------|---------------|
| Average RPI | Win: 277 | WON-LOST RECORD | WINNING PCT. RANK | LAST 10 GAMES | STRENGTH OF SCHEDULE | OPP. STRENGTH OF SCHEDULE | TEAM RPI | ADJ. RPI | CONF. RPI | ADJ CONF. RPI |
| Average RPI | Loss: 52 | | | | | | | | | |
| DIV. I ONLY | 5- 13 | 280 | 2-8 | 23 | 98 | 174 | 174 | 6 | 6 | |
| DIV. I NON-CONF. | 5- 8 | 224 | 0- 0 | 71 | 100 | 179 | 179 | 6 | 6 | |
| ----- | | | | | | | | | | |
| TOTALS | RPI 1-25 | RPI 26-50 | W-L RECORDS | RPI 51-100 | RPI 101-150 | RPI 150+ | | | | |
| 5- 13 | 0- 3 | 0- 5 | OVERALL | 0- 4 | 0- 0 | 5- 1 | | | | |
| 4- 5 | 0- 1 | 0- 2 | HOME | 0- 1 | 0- 0 | 4- 1 | | | | |
| 1- 5 | 0- 1 | 0- 2 | AWAY | 0- 2 | 0- 0 | 1- 0 | | | | |
| 0- 3 | 0- 1 | 0- 1 | NEUTRAL | 0- 1 | 0- 0 | 0- 0 | | | | |
| 5- 8 | 0- 3 | 0- 2 | NON-CONFERENCE | 0- 2 | 0- 0 | 5- 1 | | | | |
| 4- 2 | 0- 1 | 0- 0 | HOME | 0- 0 | 0- 0 | 4- 1 | | | | |
| 1- 3 | 0- 1 | 0- 1 | AWAY | 0- 1 | 0- 0 | 1- 0 | | | | |
| 0- 3 | 0- 1 | 0- 1 | NEUTRAL | 0- 1 | 0- 0 | 0- 0 | | | | |
| 0- 5 | 0- 0 | 0- 3 | CONFERENCE | 0- 2 | 0- 0 | 0- 0 | | | | |
| 0- 3 | 0- 0 | 0- 2 | HOME | 0- 1 | 0- 0 | 0- 0 | | | | |
| 0- 2 | 0- 0 | 0- 1 | AWAY | 0- 1 | 0- 0 | 0- 0 | | | | |
| 0- 0 | 0- 0 | 0- 0 | NEUTRAL | 0- 0 | 0- 0 | 0- 0 | | | | |

| RPI 1-25 | | | | RPI 26-50 | | | | RPI 51-100 | | | | RPI 101+ Team's RPI: 174 | | | |
|---------------------------|---|---------------|-------|-----------|---|---------------|-------|------------|---|--------------|-------|--------------------------|---|---------------|-------|
| RPI | S | Opponent | Score | RPI | S | Opponent | Score | RPI | S | Opponent | Score | RPI | S | Opponent | Score |
| 6 | N | UConn | 42 80 | 27 | A | Kentucky | 55 77 | 60 | N | Creighton | 55 75 | 161 | H | North Ala. | 71 74 |
| 8 | A | NC State | 54 74 | 36 | H | Texas A&M | 43 50 | 61 | A | Arkansas | 62 83 | 186 | A | Ball St. | 60 43 |
| 22 | H | Central Mich. | 57 66 | 38 | N | Miami (FL) | 65 90 | 64 | A | Middle Tenn. | 58 65 | 243 | H | Samford | 77 52 |
| | | | | 47 | A | Kansas St. | 61 72 | 95 | H | Georgia | 64 71 | 302 | H | Tennessee St. | 89 63 |
| | | | | 49 | H | Auburn | 70 72 | | | | | 322 | H | Presbyterian | 78 43 |
| | | | | | | | | | | | | 333 | H | Austin Peay | 99 70 |
| LAST 12 Division I GAMES: | | | | | | | | | | | | | | | |
| | | | | 49 | H | Auburn | 70 72 | 36 | H | Texas A&M | 43 50 | | | | |
| | | | | 61 | A | Arkansas | 62 83 | 95 | H | Georgia | 64 71 | | | | |
| | | | | 22 | H | Central Mich. | 57 66 | 27 | A | Kentucky | 55 77 | | | | |
| | | | | 186 | A | Ball St. | 60 43 | 243 | H | Samford | 77 52 | | | | |
| | | | | 47 | A | Kansas St. | 61 72 | 60 | N | Creighton | 55 75 | | | | |
| | | | | 322 | H | Presbyterian | 78 43 | 38 | N | Miami (FL) | 65 90 | | | | |

Non-Div I Games:

Vanderbilt

Average RPI Win: **289**
 Average RPI Loss: **169**

WON-LOST
RECORD

WINNING
PCT. RANK

LAST 10
GAMES

STRENGTH OF
SCHEDULE

OPP. STRENGTH
OF SCHEDULE

TEAM
RPI

ADJ.
RPI

CONF.
RPI

ADJ CONF.
RPI

| | | | | | | | | | |
|------------------|----------|-----------|----------------|------------|-------------|----------|-----|----|----|
| DIV. I ONLY | 5- 11 | 261 | 3-7 | 231 | 303 | 293 | 293 | 23 | 23 |
| DIV. I NON-CONF. | 3- 8 | 267 | 0- 1 | 171 | 330 | 284 | 284 | 24 | 24 |
| ----- | | | | | | | | | |
| TOTALS | RPI 1-25 | RPI 26-50 | W-L RECORDS | RPI 51-100 | RPI 101-150 | RPI 150+ | | | |
| 5- 11 | 0- 0 | 0- 0 | OVERALL | 0- 3 | 0- 3 | 5- 5 | | | |
| 4- 6 | 0- 0 | 0- 0 | HOME | 0- 1 | 0- 2 | 4- 3 | | | |
| 1- 5 | 0- 0 | 0- 0 | AWAY | 0- 2 | 0- 1 | 1- 2 | | | |
| 0- 0 | 0- 0 | 0- 0 | NEUTRAL | 0- 0 | 0- 0 | 0- 0 | | | |
| 3- 8 | 0- 0 | 0- 0 | NON-CONFERENCE | 0- 1 | 0- 3 | 3- 4 | | | |
| 2- 5 | 0- 0 | 0- 0 | HOME | 0- 0 | 0- 2 | 2- 3 | | | |
| 1- 3 | 0- 0 | 0- 0 | AWAY | 0- 1 | 0- 1 | 1- 1 | | | |
| 0- 0 | 0- 0 | 0- 0 | NEUTRAL | 0- 0 | 0- 0 | 0- 0 | | | |
| 2- 3 | 0- 0 | 0- 0 | CONFERENCE | 0- 2 | 0- 0 | 2- 1 | | | |
| 2- 1 | 0- 0 | 0- 0 | HOME | 0- 1 | 0- 0 | 2- 0 | | | |
| 0- 2 | 0- 0 | 0- 0 | AWAY | 0- 1 | 0- 0 | 0- 1 | | | |
| 0- 0 | 0- 0 | 0- 0 | NEUTRAL | 0- 0 | 0- 0 | 0- 0 | | | |

| RPI 1-25 | | | | RPI 26-50 | | | | RPI 51-100 | | | | RPI 101+ Team's RPI: 293 | | | | | |
|---------------------------|---|---------------|-------|-----------|-----|----------|--------------|------------|----|----------|-------|--------------------------|-----|---------------|------------|----|-----|
| RPI | S | Opponent | Score | RPI | S | Opponent | Score | RPI | S | Opponent | Score | RPI | S | Opponent | Score | | |
| | | | | | | | | 59 | A | Kansas | 36 | 77 | 125 | H | Drexel | 44 | 60 |
| | | | | | | | | 89 | H | Maine | 51 | 63 | 128 | H | Yale | 55 | 58 |
| | | | | | | | | 92 | A | Hartford | 32 | 61 | 139 | A | South Fla. | 55 | 102 |
| | | | | | | | | | | | | 173 | H | Rhode Island | 58 | 61 | |
| | | | | | | | | | | | | 208 | H | Rider | 54 | 49 | |
| | | | | | | | | | | | | 228 | H | Dartmouth | 42 | 66 | |
| | | | | | | | | | | | | 244 | H | Holy Cross | 40 | 65 | |
| | | | | | | | | | | | | 288 | H | Albany (NY) | 52 | 39 | |
| | | | | | | | | | | | | 292 | A | UMass Lowell | 51 | 54 | |
| | | | | | | | | | | | | 294 | A | Canisius | 46 | 67 | |
| | | | | | | | | | | | | 306 | A | NJIT | 71 | 63 | |
| | | | | | | | | | | | | 313 | H | New Hampshire | 69 | 60 | |
| | | | | | | | | | | | | 329 | H | Wagner | 56 | 54 | |
| LAST 12 Division I GAMES: | | | | | | | | | | | | | | | | | |
| 125 | H | Drexel | 44 | 60 | 92 | A | Hartford | 32 | 61 | | | | | | | | |
| 313 | H | New Hampshire | 69 | 60 | 89 | H | Maine | 51 | 63 | | | | | | | | |
| 139 | A | South Fla. | 55 | 102 | 288 | H | Albany (NY) | 52 | 39 | | | | | | | | |
| 128 | H | Yale | 55 | 58 | 292 | A | UMass Lowell | 51 | 54 | | | | | | | | |
| 306 | A | NJIT | 71 | 63 | 59 | A | Kansas | 36 | 77 | | | | | | | | |
| 244 | H | Holy Cross | 40 | 65 | 294 | A | Canisius | 46 | 67 | | | | | | | | |

Non-Div I Games: Norwich 78 28

Vermont

Loss, Non-Conf, S Site, H Home A Away N Neutral

| | | | | | | | | | | |
|------------------|----------|-----------|----------------|------------|-------------|---------------|------|------|-------|-----------|
| Average RPI | Win: 153 | WON-LOST | WINNING | LAST 10 | STRENGTH OF | OPP. STRENGTH | TEAM | ADJ. | CONF. | ADJ CONF. |
| Average RPI | Loss: 41 | RECORD | PCT. RANK | GAMES | SCHEDULE | OF SCHEDULE | RPI | RPI | RPI | RPI |
| DIV. I ONLY | 11- 6 | 92 | 6-4 | 32 | 62 | 43 | 43 | 5 | 5 | |
| DIV. I NON-CONF. | 9- 2 | 43 | 1- 0 | 85 | 98 | 22 | 22 | 4 | 4 | |
| ----- | | | | | | | | | | |
| TOTALS | RPI 1-25 | RPI 26-50 | W-L RECORDS | RPI 51-100 | RPI 101-150 | RPI 150+ | | | | |
| 11- 6 | 0- 3 | 0- 1 | OVERALL | 5- 2 | 1- 0 | 5- 0 | | | | |
| 6- 3 | 0- 2 | 0- 1 | HOME | 3- 0 | 0- 0 | 3- 0 | | | | |
| 5- 2 | 0- 1 | 0- 0 | AWAY | 2- 1 | 1- 0 | 2- 0 | | | | |
| 0- 1 | 0- 0 | 0- 0 | NEUTRAL | 0- 1 | 0- 0 | 0- 0 | | | | |
| 9- 2 | 0- 1 | 0- 0 | NON-CONFERENCE | 4- 1 | 1- 0 | 4- 0 | | | | |
| 5- 0 | 0- 0 | 0- 0 | HOME | 3- 0 | 0- 0 | 2- 0 | | | | |
| 4- 1 | 0- 1 | 0- 0 | AWAY | 1- 0 | 1- 0 | 2- 0 | | | | |
| 0- 1 | 0- 0 | 0- 0 | NEUTRAL | 0- 1 | 0- 0 | 0- 0 | | | | |
| 2- 4 | 0- 2 | 0- 1 | CONFERENCE | 1- 1 | 0- 0 | 1- 0 | | | | |
| 1- 3 | 0- 2 | 0- 1 | HOME | 0- 0 | 0- 0 | 1- 0 | | | | |
| 1- 1 | 0- 0 | 0- 0 | AWAY | 1- 1 | 0- 0 | 0- 0 | | | | |
| 0- 0 | 0- 0 | 0- 0 | NEUTRAL | 0- 0 | 0- 0 | 0- 0 | | | | |

| RPI 1-25 | | | | RPI 26-50 | | | | Team's RPI: 43 | | | | RPI 51-100 | | | | RPI 101+ | | | |
|---------------------------|---|-------------------|-------|-----------|---|-----------|-------|----------------|--|--|--|------------|---|---------------|-------|----------|---|-------------------|-------|
| RPI | S | Opponent | Score | RPI | S | Opponent | Score | | | | | RPI | S | Opponent | Score | RPI | S | Opponent | Score |
| 12 | H | Marquette | 55 91 | 32 | H | DePaul | 59 66 | | | | | 60 | A | Creighton | 54 52 | 118 | A | Lehigh | 70 48 |
| 16 | A | UCF | 56 71 | | | | | | | | | 75 | N | Virginia Tech | 59 61 | 171 | H | Xavier | 75 71 |
| 18 | H | Butler | 55 63 | | | | | | | | | 83 | A | Penn | 58 50 | 185 | A | George Washington | 60 45 |
| | | | | | | | | | | | | 84 | H | Princeton | 67 46 | 250 | H | Temple | 76 68 |
| | | | | | | | | | | | | 92 | H | Hartford | 59 41 | 268 | H | La Salle | 81 68 |
| | | | | | | | | | | | | 93 | A | Providence | 61 67 | 277 | A | Saint Joseph's | 47 35 |
| | | | | | | | | | | | | 95 | H | Georgia | 62 56 | | | | |
| LAST 12 Division I GAMES: | | | | | | | | | | | | | | | | | | | |
| 83 | A | Penn | 58 50 | 12 | H | Marquette | 55 91 | | | | | 93 | A | Providence | 61 67 | | | | |
| 32 | H | DePaul | 59 66 | | | | | | | | | 60 | A | Creighton | 54 52 | | | | |
| 250 | H | Temple | 76 68 | | | | | | | | | 171 | H | Xavier | 75 71 | | | | |
| 185 | A | George Washington | 60 45 | | | | | | | | | 18 | H | Butler | 55 63 | | | | |
| 277 | A | Saint Joseph's | 47 35 | | | | | | | | | 95 | H | Georgia | 62 56 | | | | |
| 84 | H | Princeton | 67 46 | | | | | | | | | | | | | | | | |

Non-Div I Games:

Villanova

| | | | | | | | | | | |
|-------------------|----------|-----------|----------------|------------|-------------|---------------|------|------|-------|-----------|
| Average RPI Win: | 163 | WON-LOST | WINNING | LAST 10 | STRENGTH OF | OPP. STRENGTH | TEAM | ADJ. | CONF. | ADJ CONF. |
| Average RPI Loss: | 56 | RECORD | PCT. RANK | GAMES | SCHEDULE | OF SCHEDULE | RPI | RPI | RPI | RPI |
| DIV. I ONLY | 7- 11 | 230 | 4-6 | 6 | 47 | 102 | 102 | 1 | 1 | |
| DIV. I NON-CONF. | 6- 7 | 172 | 0- 0 | 46 | 62 | 132 | 132 | 1 | 1 | |
| ----- | | | | | | | | | | |
| TOTALS | RPI 1-25 | RPI 26-50 | W-L RECORDS | RPI 51-100 | RPI 101-150 | RPI 150+ | | | | |
| 7- 11 | 0- 6 | 0- 2 | OVERALL | 2- 1 | 2- 1 | 3- 1 | | | | |
| 5- 6 | 0- 4 | 0- 0 | HOME | 1- 0 | 1- 1 | 3- 1 | | | | |
| 1- 4 | 0- 2 | 0- 2 | AWAY | 1- 0 | 0- 0 | 0- 0 | | | | |
| 1- 1 | 0- 0 | 0- 0 | NEUTRAL | 0- 1 | 1- 0 | 0- 0 | | | | |
| 6- 7 | 0- 3 | 0- 1 | NON-CONFERENCE | 1- 1 | 2- 1 | 3- 1 | | | | |
| 4- 4 | 0- 2 | 0- 0 | HOME | 0- 0 | 1- 1 | 3- 1 | | | | |
| 1- 2 | 0- 1 | 0- 1 | AWAY | 1- 0 | 0- 0 | 0- 0 | | | | |
| 1- 1 | 0- 0 | 0- 0 | NEUTRAL | 0- 1 | 1- 0 | 0- 0 | | | | |
| 1- 4 | 0- 3 | 0- 1 | CONFERENCE | 1- 0 | 0- 0 | 0- 0 | | | | |
| 1- 2 | 0- 2 | 0- 0 | HOME | 1- 0 | 0- 0 | 0- 0 | | | | |
| 0- 2 | 0- 1 | 0- 1 | AWAY | 0- 0 | 0- 0 | 0- 0 | | | | |
| 0- 0 | 0- 0 | 0- 0 | NEUTRAL | 0- 0 | 0- 0 | 0- 0 | | | | |

| RPI 1-25 | | | | RPI 26-50 | | | | RPI 51-100 | | | | RPI 101+ | | | | Team's RPI: 102 |
|---------------------------|---|-----------------|-------|-----------|---|---------------|-------|------------|---|---------------|-------|----------|---|-------------|-------|-----------------|
| RPI | S | Opponent | Score | RPI | S | Opponent | Score | RPI | S | Opponent | Score | RPI | S | Opponent | Score | |
| 7 | A | Louisville | 43 91 | 27 | A | Kentucky | 51 63 | 69 | A | Old Dominion | 73 67 | 139 | N | South Fla. | 74 67 | |
| 8 | H | NC State | 38 66 | 37 | A | Clemson | 65 71 | 75 | H | Virginia Tech | 62 58 | 147 | H | Radford | 44 57 | |
| 9 | H | Mississippi St. | 44 72 | | | | | | | | | 150 | H | American | 57 54 | |
| 21 | H | Florida St. | 61 63 | | | | | | | | | 157 | H | Charlotte | 65 61 | |
| 22 | H | Central Mich. | 61 74 | | | | | | | | | 212 | H | Saint Louis | 65 67 | |
| 25 | A | Michigan St. | 66 91 | | | | | | | | | 264 | H | N.C. A&T | 67 57 | |
| | | | | | | | | | | | | 287 | H | Coppin St. | 55 41 | |
| ----- | | | | | | | | | | | | | | | | |
| LAST 12 Division I GAMES: | | | | | | | | | | | | | | | | |
| 7 | A | Louisville | 43 91 | 75 | H | Virginia Tech | 62 58 | | | | | | | | | |
| 8 | H | NC State | 38 66 | 37 | A | Clemson | 65 71 | | | | | | | | | |
| 147 | H | Radford | 44 57 | 21 | H | Florida St. | 61 63 | | | | | | | | | |
| 150 | H | American | 57 54 | 157 | H | Charlotte | 65 61 | | | | | | | | | |
| 287 | H | Coppin St. | 55 41 | 139 | N | South Fla. | 74 67 | | | | | | | | | |
| 25 | A | Michigan St. | 66 91 | 97 | N | Alabama | 52 64 | | | | | | | | | |

Non-Div I Games:

Virginia

| | | | | | | | | | | |
|-------------------|----------|-----------|----------------|------------|-------------|---------------|------|------|-------|-----------|
| Average RPI Win: | 192 | WON-LOST | WINNING | LAST 10 | STRENGTH OF | OPP. STRENGTH | TEAM | ADJ. | CONF. | ADJ CONF. |
| Average RPI Loss: | 37 | RECORD | PCT. RANK | GAMES | SCHEDULE | OF SCHEDULE | RPI | RPI | RPI | RPI |
| DIV. I ONLY | 13- 4 | 41 | 6-4 | 175 | 28 | 75 | 75 | 1 | 1 | |
| DIV. I NON-CONF. | 13- 0 | 1 | 0- 0 | 287 | 91 | 44 | 44 | 1 | 1 | |
| ----- | | | | | | | | | | |
| TOTALS | RPI 1-25 | RPI 26-50 | W-L RECORDS | RPI 51-100 | RPI 101-150 | RPI 150+ | | | | |
| 13- 4 | 1- 2 | 1- 1 | OVERALL | 1- 0 | 3- 1 | 7- 0 | | | | |
| 8- 2 | 1- 2 | 0- 0 | HOME | 0- 0 | 2- 0 | 5- 0 | | | | |
| 1- 2 | 0- 0 | 0- 1 | AWAY | 0- 0 | 0- 1 | 1- 0 | | | | |
| 4- 0 | 0- 0 | 1- 0 | NEUTRAL | 1- 0 | 1- 0 | 1- 0 | | | | |
| 13- 0 | 1- 0 | 1- 0 | NON-CONFERENCE | 1- 0 | 3- 0 | 7- 0 | | | | |
| 8- 0 | 1- 0 | 0- 0 | HOME | 0- 0 | 2- 0 | 5- 0 | | | | |
| 1- 0 | 0- 0 | 0- 0 | AWAY | 0- 0 | 0- 0 | 1- 0 | | | | |
| 4- 0 | 0- 0 | 1- 0 | NEUTRAL | 1- 0 | 1- 0 | 1- 0 | | | | |
| 0- 4 | 0- 2 | 0- 1 | CONFERENCE | 0- 0 | 0- 1 | 0- 0 | | | | |
| 0- 2 | 0- 2 | 0- 0 | HOME | 0- 0 | 0- 0 | 0- 0 | | | | |
| 0- 2 | 0- 0 | 0- 1 | AWAY | 0- 0 | 0- 1 | 0- 0 | | | | |
| 0- 0 | 0- 0 | 0- 0 | NEUTRAL | 0- 0 | 0- 0 | 0- 0 | | | | |

| RPI 1-25 | | | | RPI 26-50 | | | | RPI 51-100 Team's RPI: 75 | | | | RPI 101+ | | | |
|---------------------------|---|------------|-------|-----------|---|----------------|-------|---------------------------|---|----------|-------|----------|---|----------------|-------|
| RPI | S | Opponent | Score | RPI | S | Opponent | Score | RPI | S | Opponent | Score | RPI | S | Opponent | Score |
| 1 | H | Notre Dame | 51 80 | 38 | A | Miami (FL) | 61 68 | 86 | N | Ohio St. | 81 73 | 102 | A | Virginia | 58 62 |
| 5 | H | Syracuse | 73 75 | 43 | N | Villanova | 61 59 | | | | | 103 | N | Dayton | 69 57 |
| 17 | H | Rutgers | 67 51 | | | | | | | | | 134 | H | Chattanooga | 74 59 |
| | | | | | | | | | | | | 147 | H | Radford | 55 44 |
| | | | | | | | | | | | | 231 | H | Monmouth | 82 49 |
| | | | | | | | | | | | | 232 | H | Mt. St. Mary's | 83 51 |
| | | | | | | | | | | | | 265 | A | Liberty | 72 61 |
| | | | | | | | | | | | | 279 | H | Ga. Southern | 78 49 |
| | | | | | | | | | | | | 283 | N | Richmond | 85 57 |
| | | | | | | | | | | | | 327 | H | USC Upstate | 96 45 |
| | | | | | | | | | | | | 346 | H | Longwood | 93 39 |
| LAST 12 Division I GAMES: | | | | | | | | | | | | | | | |
| 1 | H | Notre Dame | 51 80 | 5 | H | Syracuse | 73 75 | | | | | | | | |
| 102 | A | Virginia | 58 62 | 38 | A | Miami (FL) | 61 68 | | | | | | | | |
| 147 | H | Radford | 55 44 | 346 | H | Longwood | 93 39 | | | | | | | | |
| 17 | H | Rutgers | 67 51 | 86 | N | Ohio St. | 81 73 | | | | | | | | |
| 283 | N | Richmond | 85 57 | 103 | N | Dayton | 69 57 | | | | | | | | |
| 43 | N | Villanova | 61 59 | 232 | H | Mt. St. Mary's | 83 51 | | | | | | | | |

Non-Div I Games:

Virginia Tech

Average RPI Win: 332
Average RPI Loss: 228

WON-LOST
RECORD

WINNING
PCT. RANK

LAST 10
GAMES

STRENGTH OF
SCHEDULE

OPP. STRENGTH
OF SCHEDULE

TEAM
RPI

ADJ.
RPI

CONF.
RPI

ADJ CONF.
RPI

| | | | | | | | | | |
|------------------|----------|-----------|----------------|------------|-------------|----------|-----|----|----|
| DIV. I ONLY | 3- 11 | 301 | 3-7 | 293 | 351 | 329 | 329 | 31 | 31 |
| DIV. I NON-CONF. | 1- 9 | 326 | 0- 1 | 264 | 344 | 336 | 336 | 31 | 31 |
| ----- | | | | | | | | | |
| TOTALS | RPI 1-25 | RPI 26-50 | W-L RECORDS | RPI 51-100 | RPI 101-150 | RPI 150+ | | | |
| 3- 11 | 0- 0 | 0- 0 | OVERALL | 0- 1 | 0- 3 | 3- 7 | | | |
| 1- 4 | 0- 0 | 0- 0 | HOME | 0- 0 | 0- 1 | 1- 3 | | | |
| 2- 6 | 0- 0 | 0- 0 | AWAY | 0- 1 | 0- 2 | 2- 3 | | | |
| 0- 1 | 0- 0 | 0- 0 | NEUTRAL | 0- 0 | 0- 0 | 0- 1 | | | |
| 1- 9 | 0- 0 | 0- 0 | NON-CONFERENCE | 0- 1 | 0- 3 | 1- 5 | | | |
| 0- 3 | 0- 0 | 0- 0 | HOME | 0- 0 | 0- 1 | 0- 2 | | | |
| 1- 5 | 0- 0 | 0- 0 | AWAY | 0- 1 | 0- 2 | 1- 2 | | | |
| 0- 1 | 0- 0 | 0- 0 | NEUTRAL | 0- 0 | 0- 0 | 0- 1 | | | |
| 2- 2 | 0- 0 | 0- 0 | CONFERENCE | 0- 0 | 0- 0 | 2- 2 | | | |
| 1- 1 | 0- 0 | 0- 0 | HOME | 0- 0 | 0- 0 | 1- 1 | | | |
| 1- 1 | 0- 0 | 0- 0 | AWAY | 0- 0 | 0- 0 | 1- 1 | | | |
| 0- 0 | 0- 0 | 0- 0 | NEUTRAL | 0- 0 | 0- 0 | 0- 0 | | | |

| RPI 1-25 | | | | RPI 26-50 | | | | RPI 51-100 | | | | RPI 101+ Team's RPI: 329 | | | | | |
|---------------------------|---|----------|-------|-----------|---|---------------------|-------|------------|-----|------------|----------------------|--------------------------|-----|----------------------|-------|----|----|
| RPI | S | Opponent | Score | RPI | S | Opponent | Score | RPI | S | Opponent | Score | RPI | S | Opponent | Score | | |
| | | | | | | | | 87 | A | Seton Hall | 40 | 95 | 128 | H | Yale | 41 | 74 |
| | | | | | | | | | | | | 135 | A | Stony Brook | 45 | 70 | |
| | | | | | | | | | | | | 137 | A | Fordham | 59 | 80 | |
| | | | | | | | | | | | | 237 | H | Sacred Heart | 68 | 80 | |
| | | | | | | | | | | | | 275 | N | Siena | 71 | 74 | |
| | | | | | | | | | | | | 278 | A | St. Francis Brooklyn | 61 | 76 | |
| | | | | | | | | | | | | 293 | A | Vermont | 54 | 56 | |
| | | | | | | | | | | | | 298 | H | Army West Point | 46 | 61 | |
| | | | | | | | | | | | | 300 | A | Central Conn. St. | 75 | 63 | |
| | | | | | | | | | | | | 308 | A | Saint Peter's | 57 | 69 | |
| | | | | | | | | | | | | 330 | H | Lafayette | 43 | 66 | |
| | | | | | | | | | | | | 346 | A | Longwood | 86 | 60 | |
| | | | | | | | | | | | | 349 | H | Fairleigh Dickinson | 71 | 59 | |
| LAST 12 Division I GAMES: | | | | | | | | | | | | | | | | | |
| | | | | 275 | N | Siena | 71 | 74 | 237 | H | Sacred Heart | 68 | 80 | | | | |
| | | | | 349 | H | Fairleigh Dickinson | 71 | 59 | 300 | A | Central Conn. St. | 75 | 63 | | | | |
| | | | | 128 | H | Yale | 41 | 74 | 278 | A | St. Francis Brooklyn | 61 | 76 | | | | |
| | | | | 293 | A | Vermont | 54 | 56 | 135 | A | Stony Brook | 45 | 70 | | | | |
| | | | | 330 | H | Lafayette | 43 | 66 | 298 | H | Army West Point | 46 | 61 | | | | |
| | | | | 346 | A | Longwood | 86 | 60 | 308 | A | Saint Peter's | 57 | 69 | | | | |

Non-Div I Games: Staten Island 86 59

Wagner

| | | | | | | | | | | |
|-------------------|----------|-----------|----------------|------------|-------------|---------------|------|------|-------|-----------|
| Average RPI Win: | 192 | WON-LOST | WINNING | LAST 10 | STRENGTH OF | OPP. STRENGTH | TEAM | ADJ. | CONF. | ADJ CONF. |
| Average RPI Loss: | 87 | RECORD | PCT. RANK | GAMES | SCHEDULE | OF SCHEDULE | RPI | RPI | RPI | RPI |
| DIV. I ONLY | 9- 8 | 162 | 6-4 | 29 | 165 | 108 | 108 | 1 | 1 | |
| DIV. I NON-CONF. | 9- 4 | 85 | 0- 0 | 70 | 297 | 80 | 80 | 1 | 1 | |
| ----- | | | | | | | | | | |
| TOTALS | RPI 1-25 | RPI 26-50 | W-L RECORDS | RPI 51-100 | RPI 101-150 | RPI 150+ | | | | |
| 9- 8 | 0- 2 | 0- 2 | OVERALL | 2- 1 | 1- 1 | 6- 2 | | | | |
| 7- 4 | 0- 1 | 0- 1 | HOME | 2- 1 | 1- 0 | 4- 1 | | | | |
| 1- 4 | 0- 1 | 0- 1 | AWAY | 0- 0 | 0- 1 | 1- 1 | | | | |
| 1- 0 | 0- 0 | 0- 0 | NEUTRAL | 0- 0 | 0- 0 | 1- 0 | | | | |
| 9- 4 | 0- 1 | 0- 0 | NON-CONFERENCE | 2- 0 | 1- 1 | 6- 2 | | | | |
| 7- 2 | 0- 1 | 0- 0 | HOME | 2- 0 | 1- 0 | 4- 1 | | | | |
| 1- 2 | 0- 0 | 0- 0 | AWAY | 0- 0 | 0- 1 | 1- 1 | | | | |
| 1- 0 | 0- 0 | 0- 0 | NEUTRAL | 0- 0 | 0- 0 | 1- 0 | | | | |
| 0- 4 | 0- 1 | 0- 2 | CONFERENCE | 0- 1 | 0- 0 | 0- 0 | | | | |
| 0- 2 | 0- 0 | 0- 1 | HOME | 0- 1 | 0- 0 | 0- 0 | | | | |
| 0- 2 | 0- 1 | 0- 1 | AWAY | 0- 0 | 0- 0 | 0- 0 | | | | |
| 0- 0 | 0- 0 | 0- 0 | NEUTRAL | 0- 0 | 0- 0 | 0- 0 | | | | |

| RPI 1-25 | | | | RPI 26-50 | | | | RPI 51-100 | | | | RPI 101+ Team's RPI: 108 | | | |
|---------------------------|---|-----------------|-------|-----------|---|--------------------|-------|------------|---|----------------|-------|--------------------------|---|--------------------|-------|
| RPI | S | Opponent | Score | RPI | S | Opponent | Score | RPI | S | Opponent | Score | RPI | S | Opponent | Score |
| 1 | A | Notre Dame | 48 78 | 38 | H | Miami (FL) | 57 72 | 57 | H | James Madison | 50 49 | 115 | H | St. John's (NY) | 64 59 |
| 20 | H | Indiana | 73 87 | 40 | A | North Carolina | 61 84 | 85 | H | Boston College | 64 65 | 136 | A | VCU | 40 53 |
| | | | | | | | | 91 | H | Towson | 60 53 | 157 | A | Charlotte | 69 43 |
| | | | | | | | | | | | | 171 | H | Xavier | 50 62 |
| | | | | | | | | | | | | 178 | H | Mercer | 69 54 |
| | | | | | | | | | | | | 207 | A | East Carolina | 61 70 |
| | | | | | | | | | | | | 247 | H | UMES | 78 67 |
| | | | | | | | | | | | | 281 | H | Norfolk St. | 63 61 |
| | | | | | | | | | | | | 283 | H | Richmond | 62 48 |
| | | | | | | | | | | | | 316 | N | South Carolina St. | 58 44 |
| LAST 12 Division I GAMES: | | | | | | | | | | | | | | | |
| 40 | A | North Carolina | 61 84 | 85 | H | Boston College | 64 65 | | | | | | | | |
| 1 | A | Notre Dame | 48 78 | 38 | H | Miami (FL) | 57 72 | | | | | | | | |
| 157 | A | Charlotte | 69 43 | 281 | H | Norfolk St. | 63 61 | | | | | | | | |
| 115 | H | St. John's (NY) | 64 59 | 316 | N | South Carolina St. | 58 44 | | | | | | | | |
| 20 | H | Indiana | 73 87 | 57 | H | James Madison | 50 49 | | | | | | | | |
| 207 | A | East Carolina | 61 70 | 247 | H | UMES | 78 67 | | | | | | | | |

Non-Div I Games:

Wake Forest

| | | | | | | | | | | |
|-------------------|----------|-----------|----------------|------------|-------------|---------------|------|------|-------|-----------|
| Average RPI Win: | 178 | WON-LOST | WINNING | LAST 10 | STRENGTH OF | OPP. STRENGTH | TEAM | ADJ. | CONF. | ADJ CONF. |
| Average RPI Loss: | 54 | RECORD | PCT. RANK | GAMES | SCHEDULE | OF SCHEDULE | RPI | RPI | RPI | RPI |
| DIV. I ONLY | 8- 10 | 207 | 3-7 | 13 | 68 | 98 | 98 | 2 | 2 | |
| DIV. I NON-CONF. | 7- 5 | 132 | 0- 1 | 68 | 130 | 105 | 105 | 2 | 2 | |
| ----- | | | | | | | | | | |
| TOTALS | RPI 1-25 | RPI 26-50 | W-L RECORDS | RPI 51-100 | RPI 101-150 | RPI 150+ | | | | |
| 8- 10 | 0- 3 | 1- 2 | OVERALL | 1- 4 | 1- 1 | 5- 0 | | | | |
| 6- 4 | 0- 1 | 0- 1 | HOME | 1- 2 | 1- 0 | 4- 0 | | | | |
| 1- 4 | 0- 2 | 0- 1 | AWAY | 0- 1 | 0- 0 | 1- 0 | | | | |
| 1- 2 | 0- 0 | 1- 0 | NEUTRAL | 0- 1 | 0- 1 | 0- 0 | | | | |
| 7- 5 | 0- 1 | 1- 0 | NON-CONFERENCE | 1- 3 | 0- 1 | 5- 0 | | | | |
| 5- 2 | 0- 1 | 0- 0 | HOME | 1- 1 | 0- 0 | 4- 0 | | | | |
| 1- 1 | 0- 0 | 0- 0 | AWAY | 0- 1 | 0- 0 | 1- 0 | | | | |
| 1- 2 | 0- 0 | 1- 0 | NEUTRAL | 0- 1 | 0- 1 | 0- 0 | | | | |
| 1- 5 | 0- 2 | 0- 2 | CONFERENCE | 0- 1 | 1- 0 | 0- 0 | | | | |
| 1- 2 | 0- 0 | 0- 1 | HOME | 0- 1 | 1- 0 | 0- 0 | | | | |
| 0- 3 | 0- 2 | 0- 1 | AWAY | 0- 0 | 0- 0 | 0- 0 | | | | |
| 0- 0 | 0- 0 | 0- 0 | NEUTRAL | 0- 0 | 0- 0 | 0- 0 | | | | |

| RPI 1-25 | | | | RPI 26-50 | | | | RPI 51-100 Team's RPI: 98 | | | | RPI 101+ | | | |
|---------------------------|---|-----------------|--------|-----------|---|------------|-------|---------------------------|---|----------------|-------|----------|---|-------------------|-------|
| RPI | S | Opponent | Score | RPI | S | Opponent | Score | RPI | S | Opponent | Score | RPI | S | Opponent | Score |
| 3 | A | Oregon | 71 84 | 31 | A | Oregon St. | 67 78 | 67 | N | Michigan | 73 80 | 122 | H | Colorado | 68 58 |
| 4 | A | Stanford | 54 91 | 34 | H | Utah | 43 58 | 68 | H | Boise St. | 69 73 | 137 | N | Fordham | 57 65 |
| 9 | H | Mississippi St. | 56 103 | 48 | N | Duke | 71 64 | 82 | A | Tulane | 51 63 | 154 | H | Montana | 69 54 |
| | | | | | | | | 86 | H | Ohio St. | 69 59 | 209 | H | Cal St. Fullerton | 83 74 |
| | | | | | | | | 100 | H | Washington St. | 76 79 | 214 | H | George Mason | 81 52 |
| | | | | | | | | | | | | 254 | H | Northern Ariz. | 81 59 |
| | | | | | | | | | | | | 335 | A | Seattle U | 69 58 |
| ----- | | | | | | | | | | | | | | | |
| LAST 12 Division I GAMES: | | | | | | | | | | | | | | | |
| 68 | H | Boise St. | 69 73 | 137 | N | Fordham | 57 65 | | | | | | | | |
| 67 | N | Michigan | 73 80 | 4 | A | Stanford | 54 91 | | | | | | | | |
| 100 | H | Washington St. | 76 79 | 34 | H | Utah | 43 58 | | | | | | | | |
| 9 | H | Mississippi St. | 56 103 | 122 | H | Colorado | 68 58 | | | | | | | | |
| 154 | H | Montana | 69 54 | 31 | A | Oregon St. | 67 78 | | | | | | | | |
| 86 | H | Ohio St. | 69 59 | 3 | A | Oregon | 71 84 | | | | | | | | |

Non-Div I Games:

Washington

| | | | | | | | | | | |
|-------------------|----------|-----------|----------------|------------|-------------|---------------|------|------|-------|-----------|
| Average RPI Win: | 154 | WON-LOST | WINNING | LAST 10 | STRENGTH OF | OPP. STRENGTH | TEAM | ADJ. | CONF. | ADJ CONF. |
| Average RPI Loss: | 65 | RECORD | PCT. RANK | GAMES | SCHEDULE | OF SCHEDULE | RPI | RPI | RPI | RPI |
| DIV. I ONLY | 7- 10 | 218 | 4-6 | 16 | 59 | 100 | 100 | 2 | 2 | |
| DIV. I NON-CONF. | 5- 6 | 177 | 1- 0 | 63 | 101 | 158 | 158 | 2 | 2 | |
| ----- | | | | | | | | | | |
| TOTALS | RPI 1-25 | RPI 26-50 | W-L RECORDS | RPI 51-100 | RPI 101-150 | RPI 150+ | | | | |
| 7- 10 | 0- 2 | 0- 3 | OVERALL | 3- 2 | 1- 1 | 3- 2 | | | | |
| 4- 4 | 0- 0 | 0- 1 | HOME | 2- 1 | 1- 1 | 1- 1 | | | | |
| 1- 5 | 0- 2 | 0- 2 | AWAY | 1- 0 | 0- 0 | 0- 1 | | | | |
| 2- 1 | 0- 0 | 0- 0 | NEUTRAL | 0- 1 | 0- 0 | 2- 0 | | | | |
| 5- 6 | 0- 1 | 0- 0 | NON-CONFERENCE | 2- 2 | 0- 1 | 3- 2 | | | | |
| 3- 3 | 0- 0 | 0- 0 | HOME | 2- 1 | 0- 1 | 1- 1 | | | | |
| 0- 2 | 0- 1 | 0- 0 | AWAY | 0- 0 | 0- 0 | 0- 1 | | | | |
| 2- 1 | 0- 0 | 0- 0 | NEUTRAL | 0- 1 | 0- 0 | 2- 0 | | | | |
| 2- 4 | 0- 1 | 0- 3 | CONFERENCE | 1- 0 | 1- 0 | 0- 0 | | | | |
| 1- 1 | 0- 0 | 0- 1 | HOME | 0- 0 | 1- 0 | 0- 0 | | | | |
| 1- 3 | 0- 1 | 0- 2 | AWAY | 1- 0 | 0- 0 | 0- 0 | | | | |
| 0- 0 | 0- 0 | 0- 0 | NEUTRAL | 0- 0 | 0- 0 | 0- 0 | | | | |

| RPI 1-25 | | | | RPI 26-50 | | | | RPI 51-100 | | | | RPI 101+ | | | |
|---------------------------|---|------------------|-------|-----------|---|----------------|-------|------------|---|-------------------|-------|----------|---|------------------|-------|
| RPI | S | Opponent | Score | RPI | S | Opponent | Score | RPI | S | Opponent | Score | RPI | S | Opponent | Score |
| 3 | A | Oregon | 58 98 | 28 | A | Cal i forn i a | 63 77 | 53 | H | Saint Mary's (CA) | 64 70 | 122 | H | Col orado | 74 48 |
| 10 | A | Gonzaga | 53 76 | 31 | A | Oregon St. | 69 76 | 59 | N | Kansas | 63 71 | 123 | H | UC Davi s | 62 75 |
| | | | | 34 | H | Utah | 68 72 | 68 | H | Boi se St. | 95 71 | 153 | H | Utah St. | 61 72 |
| | | | | | | | | 77 | H | Nebraska | 87 84 | 156 | A | CSUN | 52 65 |
| | | | | | | | | 98 | A | Washi ngton | 79 76 | 196 | N | Jacksonville St. | 64 51 |
| | | | | | | | | | | | | 251 | H | San Franci sco | 91 61 |
| | | | | | | | | | | | | 267 | N | Wi chi ta St. | 85 59 |
| ----- | | | | | | | | | | | | | | | |
| LAST 12 Division I GAMES: | | | | | | | | | | | | | | | |
| 267 | N | Wi chi ta St. | 85 59 | 28 | A | Cal i forn i a | 63 77 | 122 | H | Col orado | 74 48 | 34 | H | Utah | 68 72 |
| 196 | N | Jacksonville St. | 64 51 | 31 | A | Oregon St. | 69 76 | 59 | N | Kansas | 63 71 | 3 | A | Oregon | 58 98 |
| 59 | N | Kansas | 63 71 | 68 | H | Boi se St. | 95 71 | 77 | H | Nebraska | 87 84 | 31 | A | Oregon St. | 69 76 |
| 10 | A | Gonzaga | 53 76 | 98 | A | Washi ngton | 79 76 | | | | | 98 | A | Washi ngton | 79 76 |
| 68 | H | Boi se St. | 95 71 | | | | | | | | | | | | |
| 251 | H | San Franci sco | 91 61 | | | | | | | | | | | | |

Non-Div I Games:

Washington St.

| | | | | | | | | | | |
|-------------------|----------|-----------|----------------|------------|-------------|---------------|------|------|-------|-----------|
| Average RPI Win: | 238 | WON-LOST | WINNING | LAST 10 | STRENGTH OF | OPP. STRENGTH | TEAM | ADJ. | CONF. | ADJ CONF. |
| Average RPI Loss: | 163 | RECORD | PCT. RANK | GAMES | SCHEDULE | OF SCHEDULE | RPI | RPI | RPI | RPI |
| DIV. I ONLY | 3- 13 | 310 | 1-9 | 242 | 195 | 297 | 297 | 14 | 14 | |
| DIV. I NON-CONF. | 2- 7 | 288 | 0- 0 | 257 | 229 | 299 | 299 | 10 | 10 | |
| ----- | | | | | | | | | | |
| TOTALS | RPI 1-25 | RPI 26-50 | W-L RECORDS | RPI 51-100 | RPI 101-150 | RPI 150+ | | | | |
| 3- 13 | 0- 0 | 0- 1 | OVERALL | 0- 0 | 1- 5 | 2- 7 | | | | |
| 1- 6 | 0- 0 | 0- 0 | HOME | 0- 0 | 0- 4 | 1- 2 | | | | |
| 2- 6 | 0- 0 | 0- 1 | AWAY | 0- 0 | 1- 0 | 1- 5 | | | | |
| 0- 1 | 0- 0 | 0- 0 | NEUTRAL | 0- 0 | 0- 1 | 0- 0 | | | | |
| 2- 7 | 0- 0 | 0- 1 | NON-CONFERENCE | 0- 0 | 0- 2 | 2- 4 | | | | |
| 1- 2 | 0- 0 | 0- 0 | HOME | 0- 0 | 0- 1 | 1- 1 | | | | |
| 1- 4 | 0- 0 | 0- 1 | AWAY | 0- 0 | 0- 0 | 1- 3 | | | | |
| 0- 1 | 0- 0 | 0- 0 | NEUTRAL | 0- 0 | 0- 1 | 0- 0 | | | | |
| 1- 6 | 0- 0 | 0- 0 | CONFERENCE | 0- 0 | 1- 3 | 0- 3 | | | | |
| 0- 4 | 0- 0 | 0- 0 | HOME | 0- 0 | 0- 3 | 0- 1 | | | | |
| 1- 2 | 0- 0 | 0- 0 | AWAY | 0- 0 | 1- 0 | 0- 2 | | | | |
| 0- 0 | 0- 0 | 0- 0 | NEUTRAL | 0- 0 | 0- 0 | 0- 0 | | | | |

| RPI 1-25 | | | | RPI 26-50 | | | | RPI 51-100 | | | | RPI 101+ Team's RPI: 297 | | | |
|---------------------------|---|----------|-------|-----------|---|----------------|-------|------------|---|----------------|-------|--------------------------|---|-----------------|-------|
| RPI | S | Opponent | Score | RPI | S | Opponent | Score | RPI | S | Opponent | Score | RPI | S | Opponent | Score |
| | | | | 34 | A | Utah | 56 77 | | | | | 107 | H | Idaho St. | 57 70 |
| | | | | | | | | | | | | 113 | H | Idaho | 74 79 |
| | | | | | | | | | | | | 126 | A | Northern Colo. | 55 54 |
| | | | | | | | | | | | | 133 | H | Portland | 73 89 |
| | | | | | | | | | | | | 136 | N | VCU | 36 64 |
| | | | | | | | | | | | | 143 | H | Portland St. | 59 77 |
| | | | | | | | | | | | | 168 | A | Pepperdine | 47 68 |
| | | | | | | | | | | | | 181 | H | UC Riverside | 39 71 |
| | | | | | | | | | | | | 184 | H | Eastern Wash. | 58 64 |
| | | | | | | | | | | | | 189 | A | Southern Utah | 79 84 |
| | | | | | | | | | | | | 217 | A | Utah Valley | 59 65 |
| | | | | | | | | | | | | 254 | A | Northern Ariz. | 64 74 |
| | | | | | | | | | | | | 261 | A | UTSA | 59 66 |
| | | | | | | | | | | | | 266 | H | UTEP | 68 63 |
| | | | | | | | | | | | | 321 | A | Incarinate Word | 72 64 |
| ----- | | | | | | | | | | | | | | | |
| LAST 12 Division I GAMES: | | | | | | | | | | | | | | | |
| | | | | 126 | A | Northern Colo. | 55 54 | 107 | H | Idaho St. | 57 70 | | | | |
| | | | | 143 | H | Portland St. | 59 77 | 189 | A | Southern Utah | 79 84 | | | | |
| | | | | 217 | A | Utah Valley | 59 65 | 254 | A | Northern Ariz. | 64 74 | | | | |
| | | | | 34 | A | Utah | 56 77 | 113 | H | Idaho | 74 79 | | | | |
| | | | | 168 | A | Pepperdine | 47 68 | 184 | H | Eastern Wash. | 58 64 | | | | |
| | | | | 266 | H | UTEP | 68 63 | 181 | H | UC Riverside | 39 71 | | | | |

Non-Div I Games: La Verne 105 43

Weber St.

Average RPI Loss: 36

| | | | | | | | | | |
|------------------|----------|-----------|----------------|------------|-------------|----------|-----|---|---|
| DIV. I ONLY | 12- 4 | 50 | 8-2 | 205 | 40 | 109 | 109 | 3 | 3 |
| DIV. I NON-CONF. | 9- 2 | 43 | 1- 0 | 331 | 81 | 176 | 176 | 3 | 3 |
| TOTALS | RPI 1-25 | RPI 26-50 | W-L RECORDS | RPI 51-100 | RPI 101-150 | RPI 150+ | | | |
| 12- 4 | 1- 1 | 0- 2 | OVERALL | 3- 1 | 1- 0 | 7- 0 | | | |
| 9- 2 | 1- 0 | 0- 2 | HOME | 2- 0 | 0- 0 | 6- 0 | | | |
| 2- 1 | 0- 0 | 0- 0 | AWAY | 1- 1 | 1- 0 | 0- 0 | | | |
| 1- 1 | 0- 1 | 0- 0 | NEUTRAL | 0- 0 | 0- 0 | 1- 0 | | | |
| 9- 2 | 0- 1 | 0- 1 | NON-CONFERENCE | 2- 0 | 0- 0 | 7- 0 | | | |
| 7- 1 | 0- 0 | 0- 1 | HOME | 1- 0 | 0- 0 | 6- 0 | | | |
| 1- 0 | 0- 0 | 0- 0 | AWAY | 1- 0 | 0- 0 | 0- 0 | | | |
| 1- 1 | 0- 1 | 0- 0 | NEUTRAL | 0- 0 | 0- 0 | 1- 0 | | | |
| 3- 2 | 1- 0 | 0- 1 | CONFERENCE | 1- 1 | 1- 0 | 0- 0 | | | |
| 2- 1 | 1- 0 | 0- 1 | HOME | 1- 0 | 0- 0 | 0- 0 | | | |
| 1- 1 | 0- 0 | 0- 0 | AWAY | 0- 1 | 1- 0 | 0- 0 | | | |
| 0- 0 | 0- 0 | 0- 0 | NEUTRAL | 0- 0 | 0- 0 | 0- 0 | | | |

| RPI 1-25 | | | | | |
|---------------------------|---|--------------|-------|----|--|
| RPI | S | Opponent | Score | | |
| 11 | H | Iowa St. | 73 | 64 | |
| 13 | N | Iowa | 81 | 84 | |
| RPI 26-50 | | | | | |
| RPI | S | Opponent | Score | | |
| 30 | H | Texas | 58 | 70 | |
| 33 | H | Missouri | 51 | 68 | |
| RPI 51-100 | | | | | |
| RPI | S | Opponent | Score | | |
| 66 | A | TCU | 48 | 62 | |
| 78 | H | Oklahoma St. | 67 | 58 | |
| 80 | A | Pittsburgh | 77 | 43 | |
| 91 | H | Towson | 90 | 43 | |
| Team's RPI: 109 | | | | | |
| RPI | S | Opponent | Score | | |
| 144 | A | Oklahoma | 66 | 55 | |
| 235 | H | Niagara | 84 | 32 | |
| 276 | H | Bryant | 94 | 48 | |
| 287 | H | Coppin St. | 78 | 37 | |
| 306 | H | NJIT | 95 | 50 | |
| 317 | H | Eastern Ky. | 78 | 29 | |
| 317 | N | Eastern Ky. | 81 | 39 | |
| 326 | H | Morgan St. | 72 | 37 | |
| LAST 12 Division I GAMES: | | | | | |
| 317 | N | Eastern Ky. | 81 | 39 | |
| 11 | H | Iowa St. | 73 | 64 | |
| 326 | H | Morgan St. | 72 | 37 | |
| 317 | H | Eastern Ky. | 78 | 29 | |
| 80 | A | Pittsburgh | 77 | 43 | |
| 33 | H | Missouri | 51 | 68 | |
| 144 | A | Oklahoma | 66 | 55 | |
| 78 | H | Oklahoma St. | 67 | 58 | |
| 30 | H | Texas | 58 | 70 | |
| 66 | A | TCU | 48 | 62 | |
| 235 | H | Niagara | 84 | 32 | |
| 91 | H | Towson | 90 | 43 | |

West Virginia

| | | | | | | | | | | |
|-------------------|----------|-----------|----------------|------------|-------------|---------------|------|------|-------|-----------|
| Average RPI Win: | 307 | WON-LOST | WINNING | LAST 10 | STRENGTH OF | OPP. STRENGTH | TEAM | ADJ. | CONF. | ADJ CONF. |
| Average RPI Loss: | 199 | RECORD | PCT. RANK | GAMES | SCHEDULE | OF SCHEDULE | RPI | RPI | RPI | RPI |
| DIV. I ONLY | 2- 14 | 330 | 2-8 | 183 | 348 | 318 | 318 | 24 | 24 | |
| DIV. I NON-CONF. | 2- 11 | 316 | 0- 0 | 177 | 343 | 315 | 315 | 25 | 25 | |
| ----- | | | | | | | | | | |
| TOTALS | RPI 1-25 | RPI 26-50 | W-L RECORDS | RPI 51-100 | RPI 101-150 | RPI 150+ | | | | |
| 2- 14 | 0- 0 | 0- 2 | OVERALL | 0- 0 | 0- 1 | 2- 11 | | | | |
| 1- 5 | 0- 0 | 0- 0 | HOME | 0- 0 | 0- 0 | 1- 5 | | | | |
| 1- 8 | 0- 0 | 0- 2 | AWAY | 0- 0 | 0- 1 | 1- 5 | | | | |
| 0- 1 | 0- 0 | 0- 0 | NEUTRAL | 0- 0 | 0- 0 | 0- 1 | | | | |
| 2- 11 | 0- 0 | 0- 2 | NON-CONFERENCE | 0- 0 | 0- 1 | 2- 8 | | | | |
| 1- 4 | 0- 0 | 0- 0 | HOME | 0- 0 | 0- 0 | 1- 4 | | | | |
| 1- 6 | 0- 0 | 0- 2 | AWAY | 0- 0 | 0- 1 | 1- 3 | | | | |
| 0- 1 | 0- 0 | 0- 0 | NEUTRAL | 0- 0 | 0- 0 | 0- 1 | | | | |
| 0- 3 | 0- 0 | 0- 0 | CONFERENCE | 0- 0 | 0- 0 | 0- 3 | | | | |
| 0- 1 | 0- 0 | 0- 0 | HOME | 0- 0 | 0- 0 | 0- 1 | | | | |
| 0- 2 | 0- 0 | 0- 0 | AWAY | 0- 0 | 0- 0 | 0- 2 | | | | |
| 0- 0 | 0- 0 | 0- 0 | NEUTRAL | 0- 0 | 0- 0 | 0- 0 | | | | |

| RPI | S | Opponent | Score | RPI | S | Opponent | Score | RPI | S | Opponent | Score | RPI | S | Opponent | Score |
|---------------------------|---|----------------|-------|-----|---|--------------|-------|-----|---|--------------|-------|-----|---|--------------------|-------|
| 27 | A | Kentucky | 39 99 | 44 | A | Georgia Tech | 49 84 | | | | | 120 | A | Tennessee Tech | 58 77 |
| | | | | | | | | | | | | 161 | N | North Ala. | 66 89 |
| | | | | | | | | | | | | 178 | H | Mercer | 67 69 |
| | | | | | | | | | | | | 202 | A | Coastal Caro. | 59 77 |
| | | | | | | | | | | | | 205 | A | UNC Asheville | 49 74 |
| | | | | | | | | | | | | 210 | H | Gardner-Webb | 52 62 |
| | | | | | | | | | | | | 236 | A | Furman | 55 65 |
| | | | | | | | | | | | | 257 | A | Wofford | 65 91 |
| | | | | | | | | | | | | 259 | H | Campbell | 37 63 |
| | | | | | | | | | | | | 264 | H | N. C. A&T | 51 69 |
| | | | | | | | | | | | | 286 | A | Winthrop | 65 57 |
| | | | | | | | | | | | | 306 | A | NJIT | 71 79 |
| | | | | | | | | | | | | 316 | H | South Carolina St. | 39 54 |
| | | | | | | | | | | | | 327 | H | USC Upstate | 68 64 |
| ----- | | | | | | | | | | | | | | | |
| LAST 12 Division I GAMES: | | | | | | | | | | | | | | | |
| 178 | H | Mercer | 67 69 | 257 | A | Wofford | 65 91 | 210 | H | Gardner-Webb | 52 62 | 316 | H | South Carolina St. | 39 54 |
| 236 | A | Furman | 55 65 | 286 | A | Winthrop | 65 57 | 27 | A | Kentucky | 39 99 | 327 | H | USC Upstate | 68 64 |
| 264 | H | N. C. A&T | 51 69 | | | | | | | | | | | | |
| 161 | N | North Ala. | 66 89 | | | | | | | | | | | | |
| 306 | A | NJIT | 71 79 | | | | | | | | | | | | |
| 120 | A | Tennessee Tech | 58 77 | | | | | | | | | | | | |

Non-Div I Games: Young Harris 63 54

Western Caro.

| Average RPI Win: 249 | | WON-LOST RECORD | WINNING PCT. RANK | LAST 10 GAMES | STRENGTH OF SCHEDULE | OPP. STRENGTH OF SCHEDULE | TEAM RPI | ADJ. RPI | CONF. RPI | ADJ CONF. RPI |
|-----------------------|------|-----------------|-------------------|----------------|----------------------|---------------------------|-------------|----------|-----------|---------------|
| Average RPI Loss: 134 | | | | | | | | | | |
| DIV. I ONLY | | 5- 12 | 269 | 4-6 | 131 | 201 | 234 | 234 | 18 | 18 |
| DIV. I NON-CONF. | | 2- 9 | 297 | 0- 0 | 82 | 180 | 251 | 251 | 16 | 16 |
| TOTALS | | RPI 1-25 | RPI 26-50 | W-L RECORDS | | RPI 51-100 | RPI 101-150 | RPI 150+ | | |
| 5- 12 | 0- 2 | | 0- 3 | OVERALL | | 0- 0 | 0- 1 | 5- 6 | | |
| 3- 3 | 0- 1 | | 0- 2 | HOME | | 0- 0 | 0- 0 | 3- 0 | | |
| 1- 6 | 0- 1 | | 0- 1 | AWAY | | 0- 0 | 0- 0 | 1- 4 | | |
| 1- 3 | 0- 0 | | 0- 0 | NEUTRAL | | 0- 0 | 0- 1 | 1- 2 | | |
| 2- 9 | 0- 2 | | 0- 2 | NON-CONFERENCE | | 0- 0 | 0- 1 | 2- 4 | | |
| 1- 2 | 0- 1 | | 0- 1 | HOME | | 0- 0 | 0- 0 | 1- 0 | | |
| 0- 4 | 0- 1 | | 0- 1 | AWAY | | 0- 0 | 0- 0 | 0- 2 | | |
| 1- 3 | 0- 0 | | 0- 0 | NEUTRAL | | 0- 0 | 0- 1 | 1- 2 | | |
| 3- 3 | 0- 0 | | 0- 1 | CONFERENCE | | 0- 0 | 0- 0 | 3- 2 | | |
| 2- 1 | 0- 0 | | 0- 1 | HOME | | 0- 0 | 0- 0 | 2- 0 | | |
| 1- 2 | 0- 0 | | 0- 0 | AWAY | | 0- 0 | 0- 0 | 1- 2 | | |
| 0- 0 | 0- 0 | | 0- 0 | NEUTRAL | | 0- 0 | 0- 0 | 0- 0 | | |

Western Illinois.

Western Illinois.

| RPI 1-25 | | | | | RPI 26-50 | | | | | RPI 51-100 | | | | | RPI 101+ | | | | | Team's RPI: 234 | |
|---------------------------|---|----------|-------|----|-----------|---|------------------|-------|----|------------|---|------------------|-------|----|----------|---|-------------------|-------|----|-----------------|--|
| RPI | S | Opponent | Score | | RPI | S | Opponent | Score | | RPI | S | Opponent | Score | | RPI | S | Opponent | Score | | | |
| 14 | H | Drake | 71 | 98 | 26 | H | South Dakota St. | 84 | 93 | | | | | | 104 | N | Northern Ill. | 61 | 86 | | |
| 18 | A | Butler | 51 | 92 | 33 | H | Missouri | 64 | 89 | | | | | | 163 | H | Denver | 87 | 78 | | |
| | | | | | 45 | A | Purdue | 60 | 81 | | | | | | 165 | A | Oral Roberts | 64 | 68 | | |
| | | | | | | | | | | | | | | | 177 | A | Bradley | 68 | 82 | | |
| | | | | | | | | | | | | | | | 200 | A | North Dakota | 92 | 80 | | |
| | | | | | | | | | | | | | | | 216 | N | Eastern Ill. | 62 | 64 | | |
| | | | | | | | | | | | | | | | 224 | A | Southeast Mo. St. | 71 | 81 | | |
| | | | | | | | | | | | | | | | 236 | N | Furman | 85 | 78 | | |
| | | | | | | | | | | | | | | | 266 | N | UTEP | 72 | 84 | | |
| | | | | | | | | | | | | | | | 311 | H | Omaha | 78 | 70 | | |
| | | | | | | | | | | | | | | | 319 | A | North Dakota St. | 60 | 68 | | |
| | | | | | | | | | | | | | | | 333 | H | Austin Peay | 77 | 72 | | |
| LAST 12 Division I GAMES: | | | | | | | | | | | | | | | | | | | | | |
| | | | | | 311 | H | Omaha | 78 | 70 | 319 | A | North Dakota St. | 60 | 68 | | | | | | | |
| | | | | | 200 | A | North Dakota | 92 | 80 | 165 | A | Oral Roberts | 64 | 68 | | | | | | | |
| | | | | | 104 | N | Northern Ill. | 61 | 86 | 163 | H | Denver | 87 | 78 | | | | | | | |
| | | | | | 216 | N | Eastern Ill. | 62 | 64 | 26 | H | South Dakota St. | 84 | 93 | | | | | | | |
| | | | | | 177 | A | Bradley | 68 | 82 | 236 | N | Furman | 85 | 78 | | | | | | | |
| | | | | | 333 | H | Austin Peay | 77 | 72 | 266 | N | UTEP | 72 | 84 | | | | | | | |

| | | | | | | |
|------------------|-----------|-----|----|---------------|----|----|
| Non-Div I Games: | MacMurray | 136 | 39 | William Woods | 81 | 73 |
|------------------|-----------|-----|----|---------------|----|----|

Western III.

■ Loss, ■ Non-Conf, S Site, H Home A Away N Neutral

| | | | | | | | | | | |
|----------------------|------|-----------------|-------------------|----------------|----------------------|---------------------------|-------------|----------|-----------|----------------|
| Average RPI Win: 208 | | WON-LOST RECORD | WINNING PCT. RANK | LAST 10 GAMES | STRENGTH OF SCHEDULE | OPP. STRENGTH OF SCHEDULE | TEAM RPI | ADJ. RPI | CONF. RPI | ADJ. CONF. RPI |
| Loss: 52 | | | | | | | | | | |
| DIV. I ONLY | | 8- 8 | 169 | 8-2 | 52 | 17 | 106 | 106 | 16 | 16 |
| DIV. I NON-CONF. | | 4- 8 | 241 | 0- 1 | 39 | 4 | 131 | 131 | 19 | 19 |
| TOTALS | | RPI 1-25 | RPI 26-50 | W-L RECORDS | | RPI 51-100 | RPI 101-150 | RPI 150+ | | |
| 8- 8 | 0- 5 | | 0- 1 | OVERALL | | 1- 0 | 1- 1 | 6- 1 | | |
| 5- 3 | 0- 2 | | 0- 0 | HOME | | 1- 0 | 0- 0 | 4- 1 | | |
| 2- 3 | 0- 2 | | 0- 0 | AWAY | | 0- 0 | 1- 1 | 1- 0 | | |
| 1- 2 | 0- 1 | | 0- 1 | NEUTRAL | | 0- 0 | 0- 0 | 1- 0 | | |
| 4- 8 | 0- 5 | | 0- 1 | NON-CONFERENCE | | 0- 0 | 1- 1 | 3- 1 | | |
| 2- 3 | 0- 2 | | 0- 0 | HOME | | 0- 0 | 0- 0 | 2- 1 | | |
| 1- 3 | 0- 2 | | 0- 0 | AWAY | | 0- 0 | 1- 1 | 0- 0 | | |
| 1- 2 | 0- 1 | | 0- 1 | NEUTRAL | | 0- 0 | 0- 0 | 1- 0 | | |
| 4- 0 | 0- 0 | | 0- 0 | CONFERENCE | | 1- 0 | 0- 0 | 3- 0 | | |
| 3- 0 | 0- 0 | | 0- 0 | HOME | | 1- 0 | 0- 0 | 2- 0 | | |
| 1- 0 | 0- 0 | | 0- 0 | AWAY | | 0- 0 | 0- 0 | 1- 0 | | |
| 0- 0 | 0- 0 | | 0- 0 | NEUTRAL | | 0- 0 | 0- 0 | 0- 0 | | |

| RPI 1-25 | | | | | RPI 26-50 | | | | | RPI 51-100 | | | | | RPI 101+ | | | | | Team's RPI: 106 | |
|---------------------------|---|----------------|-------|-----|-----------|---|---------------|-------|----|------------|---|---------------|-------|----|----------|---|---------------|-------|----|-----------------|--|
| RPI | S | Opponent | Score | | RPI | S | Opponent | Score | | RPI | S | Opponent | Score | | RPI | S | Opponent | Score | | | |
| 1 | A | Notre Dame | 53 | 94 | 31 | N | Oregon St. | 60 | 74 | 69 | H | Old Domini on | 75 | 60 | 127 | A | Li ttle Rock | 68 | 56 | | |
| 7 | H | Loui sville | 80 | 102 | | | | | | | | | | | 144 | A | Okla homa | 83 | 90 | | |
| 10 | N | Gonzaga | 55 | 76 | | | | | | | | | | | 157 | H | Charl otte | 76 | 58 | | |
| 13 | H | Iowa | 67 | 104 | | | | | | | | | | | 167 | H | Southern Ill. | 83 | 76 | | |
| 22 | A | Central Mi ch. | 90 | 108 | | | | | | | | | | | 186 | H | Ball St. | 83 | 86 | | |
| | | | | | | | | | | | | | | | 246 | H | Marshall | 85 | 55 | | |
| | | | | | | | | | | | | | | | 253 | N | ETSU | 82 | 68 | | |
| | | | | | | | | | | | | | | | 315 | A | FIU | 94 | 82 | | |
| | | | | | | | | | | | | | | | 326 | H | Morgan St. | 90 | 43 | | |
| LAST 12 Division I GAMES: | | | | | | | | | | | | | | | | | | | | | |
| | | | | | 10 | N | Gonzaga | 55 | 76 | 315 | A | FIU | 94 | 82 | | | | | | | |
| | | | | | 253 | N | ETSU | 82 | 68 | 246 | H | Marshall | 85 | 55 | | | | | | | |
| | | | | | 127 | A | Li ttle Rock | 68 | 56 | 69 | H | Old Domini on | 75 | 60 | | | | | | | |
| | | | | | 326 | H | Morgan St. | 90 | 43 | 157 | H | Charl otte | 76 | 58 | | | | | | | |
| | | | | | 31 | N | Oregon St. | 60 | 74 | 1 | A | Notre Dame | 53 | 94 | | | | | | | |
| | | | | | 167 | H | Southern Ill. | 83 | 76 | 186 | H | Ball St. | 83 | 86 | | | | | | | |

Western Ky.

Average RPI Win: 305
Average RPI Loss: 168

WON-LOST
RECORD

WINNING
PCT. RANK

LAST 10
GAMES

STRENGTH OF
SCHEDULE

OPP. STRENGTH
OF SCHEDULE

TEAM
RPI

ADJ.
RPI

CONF.
RPI

ADJ CONF.
RPI

| | | | | | | | | | |
|------------------|----------|-----------|----------------|------------|-------------|----------|-----|---|---|
| DIV. I ONLY | 6- 8 | 211 | 5-5 | 336 | 258 | 295 | 295 | 8 | 8 |
| DIV. I NON-CONF. | 5- 5 | 162 | 0- 0 | 350 | 244 | 331 | 331 | 8 | 8 |
| ----- | | | | | | | | | |
| TOTALS | RPI 1-25 | RPI 26-50 | W-L RECORDS | RPI 51-100 | RPI 101-150 | RPI 150+ | | | |
| 6- 8 | 0- 0 | 0- 0 | OVERALL | 0- 2 | 0- 0 | 6- 6 | | | |
| 2- 5 | 0- 0 | 0- 0 | HOME | 0- 2 | 0- 0 | 2- 3 | | | |
| 3- 2 | 0- 0 | 0- 0 | AWAY | 0- 0 | 0- 0 | 3- 2 | | | |
| 1- 1 | 0- 0 | 0- 0 | NEUTRAL | 0- 0 | 0- 0 | 1- 1 | | | |
| 5- 5 | 0- 0 | 0- 0 | NON-CONFERENCE | 0- 1 | 0- 0 | 5- 4 | | | |
| 2- 3 | 0- 0 | 0- 0 | HOME | 0- 1 | 0- 0 | 2- 2 | | | |
| 2- 1 | 0- 0 | 0- 0 | AWAY | 0- 0 | 0- 0 | 2- 1 | | | |
| 1- 1 | 0- 0 | 0- 0 | NEUTRAL | 0- 0 | 0- 0 | 1- 1 | | | |
| 1- 3 | 0- 0 | 0- 0 | CONFERENCE | 0- 1 | 0- 0 | 1- 2 | | | |
| 0- 2 | 0- 0 | 0- 0 | HOME | 0- 1 | 0- 0 | 0- 1 | | | |
| 1- 1 | 0- 0 | 0- 0 | AWAY | 0- 0 | 0- 0 | 1- 1 | | | |
| 0- 0 | 0- 0 | 0- 0 | NEUTRAL | 0- 0 | 0- 0 | 0- 0 | | | |

| RPI 1-25 | | | | RPI 26-50 | | | | RPI 51-100 | | | | RPI 101+ Team's RPI: 295 | | | | | |
|---------------------------|---|----------|-------|-----------|---|----------------|-------|------------|-----|----------|---------------|--------------------------|-----|-------------------|---------------|----|----|
| RPI | S | Opponent | Score | RPI | S | Opponent | Score | RPI | S | Opponent | Score | RPI | S | Opponent | Score | | |
| | | | | | | | | 67 | H | Michigan | 42 | 79 | 176 | H | Akron | 59 | 72 |
| | | | | | | | | 99 | H | Toledo | 57 | 80 | 183 | A | Eastern Mich. | 61 | 64 |
| | | | | | | | | | | | | 188 | H | New Mexico St. | 54 | 66 | |
| | | | | | | | | | | | | 191 | A | Ole Miss | 66 | 69 | |
| | | | | | | | | | | | | 200 | N | North Dakota | 50 | 62 | |
| | | | | | | | | | | | | 223 | A | Bowling Green | 84 | 82 | |
| | | | | | | | | | | | | 242 | H | Loyola Chicago | 53 | 64 | |
| | | | | | | | | | | | | 289 | A | Fla. Atlantic | 69 | 59 | |
| | | | | | | | | | | | | 317 | H | Eastern Ky. | 64 | 53 | |
| | | | | | | | | | | | | 323 | A | Detroit Mercy | 54 | 44 | |
| | | | | | | | | | | | | 336 | H | Purdue Fort Wayne | 69 | 61 | |
| | | | | | | | | | | | | 343 | N | Florida A&M | 69 | 50 | |
| LAST 12 Division I GAMES: | | | | | | | | | | | | | | | | | |
| | | | | 99 | H | Toledo | 57 | 80 | 176 | H | Akron | 59 | 72 | | | | |
| | | | | 183 | A | Eastern Mich. | 61 | 64 | 223 | A | Bowling Green | 84 | 82 | | | | |
| | | | | 242 | H | Loyola Chicago | 53 | 64 | 343 | N | Florida A&M | 69 | 50 | | | | |
| | | | | 317 | H | Eastern Ky. | 64 | 53 | 200 | N | North Dakota | 50 | 62 | | | | |
| | | | | 191 | A | Ole Miss | 66 | 69 | 289 | A | Fla. Atlantic | 69 | 59 | | | | |
| | | | | 67 | H | Michigan | 42 | 79 | 323 | A | Detroit Mercy | 54 | 44 | | | | |

Non-Div I Games: Saginaw Valley 75 51

Western Mich.

Loss, Non-Conf, S Site, H Home A Away N Neutral

| | | | | | | | | | | |
|-------------------|----------|-----------|----------------|------------|-------------|---------------|------|------|-------|-----------|
| Average RPI Win: | 236 | WON-LOST | WINNING | LAST 10 | STRENGTH OF | OPP. STRENGTH | TEAM | ADJ. | CONF. | ADJ CONF. |
| Average RPI Loss: | 128 | RECORD | PCT. RANK | GAMES | SCHEDULE | OF SCHEDULE | RPI | RPI | RPI | RPI |
| DIV. I ONLY | 7- 10 | 218 | 2-8 | 228 | 161 | 267 | 267 | 9 | 9 | |
| DIV. I NON-CONF. | 7- 6 | 153 | 0- 1 | 224 | 138 | 241 | 241 | 9 | 9 | |
| ----- | | | | | | | | | | |
| TOTALS | RPI 1-25 | RPI 26-50 | W-L RECORDS | RPI 51-100 | RPI 101-150 | RPI 150+ | | | | |
| 7- 10 | 0- 1 | 0- 0 | OVERALL | 0- 4 | 1- 2 | 6- 3 | | | | |
| 7- 4 | 0- 0 | 0- 0 | HOME | 0- 2 | 1- 1 | 6- 1 | | | | |
| 0- 3 | 0- 0 | 0- 0 | AWAY | 0- 0 | 0- 1 | 0- 2 | | | | |
| 0- 3 | 0- 1 | 0- 0 | NEUTRAL | 0- 2 | 0- 0 | 0- 0 | | | | |
| 7- 6 | 0- 1 | 0- 0 | NON-CONFERENCE | 0- 4 | 1- 1 | 6- 0 | | | | |
| 7- 3 | 0- 0 | 0- 0 | HOME | 0- 2 | 1- 1 | 6- 0 | | | | |
| 0- 0 | 0- 0 | 0- 0 | AWAY | 0- 0 | 0- 0 | 0- 0 | | | | |
| 0- 3 | 0- 1 | 0- 0 | NEUTRAL | 0- 2 | 0- 0 | 0- 0 | | | | |
| 0- 4 | 0- 0 | 0- 0 | CONFERENCE | 0- 0 | 0- 1 | 0- 3 | | | | |
| 0- 1 | 0- 0 | 0- 0 | HOME | 0- 0 | 0- 0 | 0- 1 | | | | |
| 0- 3 | 0- 0 | 0- 0 | AWAY | 0- 0 | 0- 1 | 0- 2 | | | | |
| 0- 0 | 0- 0 | 0- 0 | NEUTRAL | 0- 0 | 0- 0 | 0- 0 | | | | |

| RPI 1-25 | | | | RPI 26-50 | | | | RPI 51-100 | | | | RPI 101+ Team's RPI: 267 | | | |
|---------------------------|---|----------------|--------------|-----------|---|---------------|--------------|------------|---|----------------|--------------|--------------------------|---|-----------------|--------------|
| RPI | S | Opponent | Score | RPI | S | Opponent | Score | RPI | S | Opponent | Score | RPI | S | Opponent | Score |
| 23 | N | South Dakota | 64 73 | | | | | 60 | H | Creighton | 71 83 | 110 | H | Missouri St. | 63 60 |
| | | | | | | | | 73 | N | Northwestern | 43 65 | 119 | A | Tulsa | 49 63 |
| | | | | | | | | 78 | H | Oklahoma St. | 47 60 | 120 | H | Tennessee Tech | 45 55 |
| | | | | | | | | 100 | N | Washington St. | 59 85 | 151 | H | Louisiana Tech | 70 56 |
| | | | | | | | | | | | | 175 | H | Grambling | 70 61 |
| | | | | | | | | | | | | 207 | A | East Carolina | 56 78 |
| | | | | | | | | | | | | 227 | H | Sam Houston St. | 63 55 |
| | | | | | | | | | | | | 230 | A | SMU | 50 78 |
| | | | | | | | | | | | | 273 | H | Memphis | 50 71 |
| | | | | | | | | | | | | 305 | H | Houston Baptist | 68 50 |
| | | | | | | | | | | | | 339 | H | Savannah St. | 66 50 |
| | | | | | | | | | | | | 344 | H | Ark.-Pine Bluff | 76 39 |
| ----- | | | | | | | | | | | | | | | |
| LAST 12 Division I GAMES: | | | | | | | | | | | | | | | |
| 100 | N | Washington St. | 59 85 | 273 | H | Memphis | 50 71 | | | | | | | | |
| 230 | A | SMU | 50 78 | 207 | A | East Carolina | 56 78 | | | | | | | | |
| 60 | H | Creighton | 71 83 | 119 | A | Tulsa | 49 63 | | | | | | | | |
| 120 | H | Tennessee Tech | 45 55 | 339 | H | Savannah St. | 66 50 | | | | | | | | |
| 78 | H | Oklahoma St. | 47 60 | 73 | N | Northwestern | 43 65 | | | | | | | | |
| 151 | H | Louisiana Tech | 70 56 | 175 | H | Grambling | 70 61 | | | | | | | | |

Non-Div I Games:

Wichita St.

| | | | | | | | | | | |
|-------------------|----------|-----------|----------------|------------|-------------|---------------|------|------|-------|-----------|
| Average RPI Win: | 243 | WON-LOST | WINNING | LAST 10 | STRENGTH OF | OPP. STRENGTH | TEAM | ADJ. | CONF. | ADJ CONF. |
| Average RPI Loss: | 130 | RECORD | PCT. RANK | GAMES | SCHEDULE | OF SCHEDULE | RPI | RPI | RPI | RPI |
| DIV. I ONLY | 9- 6 | 113 | 6-4 | 216 | 248 | 159 | 159 | 10 | 10 | |
| DIV. I NON-CONF. | 7- 4 | 109 | 0- 0 | 227 | 259 | 141 | 141 | 13 | 13 | |
| ----- | | | | | | | | | | |
| TOTALS | RPI 1-25 | RPI 26-50 | W-L RECORDS | RPI 51-100 | RPI 101-150 | RPI 150+ | | | | |
| 9- 6 | 0- 0 | 0- 0 | OVERALL | 0- 3 | 1- 2 | 8- 1 | | | | |
| 5- 2 | 0- 0 | 0- 0 | HOME | 0- 0 | 1- 1 | 4- 1 | | | | |
| 4- 4 | 0- 0 | 0- 0 | AWAY | 0- 3 | 0- 1 | 4- 0 | | | | |
| 0- 0 | 0- 0 | 0- 0 | NEUTRAL | 0- 0 | 0- 0 | 0- 0 | | | | |
| 7- 4 | 0- 0 | 0- 0 | NON-CONFERENCE | 0- 2 | 0- 2 | 7- 0 | | | | |
| 4- 1 | 0- 0 | 0- 0 | HOME | 0- 0 | 0- 1 | 4- 0 | | | | |
| 3- 3 | 0- 0 | 0- 0 | AWAY | 0- 2 | 0- 1 | 3- 0 | | | | |
| 0- 0 | 0- 0 | 0- 0 | NEUTRAL | 0- 0 | 0- 0 | 0- 0 | | | | |
| 2- 2 | 0- 0 | 0- 0 | CONFERENCE | 0- 1 | 1- 0 | 1- 1 | | | | |
| 1- 1 | 0- 0 | 0- 0 | HOME | 0- 0 | 1- 0 | 0- 1 | | | | |
| 1- 1 | 0- 0 | 0- 0 | AWAY | 0- 1 | 0- 0 | 1- 0 | | | | |
| 0- 0 | 0- 0 | 0- 0 | NEUTRAL | 0- 0 | 0- 0 | 0- 0 | | | | |

| RPI 1-25 | | | | RPI 26-50 | | | | RPI 51-100 | | | | RPI 101+ Team's RPI: 159 | | | |
|---------------------------|---|--------------------|-------|-----------|---|-------------------|-------|------------|---|--------------|-------|--------------------------|---|--------------------|-------|
| RPI | S | Opponent | Score | RPI | S | Opponent | Score | RPI | S | Opponent | Score | RPI | S | Opponent | Score |
| | | | | | | | | 51 | A | Northeastern | 74 88 | 129 | H | UNCW | 70 64 |
| | | | | | | | | 69 | A | Old Dominion | 69 83 | 131 | A | Davidsen | 65 76 |
| | | | | | | | | 92 | A | Hartford | 45 50 | 136 | H | VCU | 55 72 |
| | | | | | | | | | | | | 185 | H | George Washington | 73 59 |
| | | | | | | | | | | | | 207 | H | East Carolina | 63 43 |
| | | | | | | | | | | | | 222 | H | Howard | 88 75 |
| | | | | | | | | | | | | 256 | A | Hofstra | 60 55 |
| | | | | | | | | | | | | 281 | A | Norfolk St. | 55 44 |
| | | | | | | | | | | | | 283 | H | Richmond | 65 55 |
| | | | | | | | | | | | | 303 | H | Col. of Charleston | 54 66 |
| | | | | | | | | | | | | 307 | A | Fairfield | 60 54 |
| | | | | | | | | | | | | 314 | A | Loyola Maryland | 65 49 |
| LAST 12 Division I GAMES: | | | | | | | | | | | | | | | |
| 303 | H | Col. of Charleston | 54 66 | 51 | A | Northeastern | 74 88 | | | | | | | | |
| 129 | H | UNCW | 70 64 | 256 | A | Hofstra | 60 55 | | | | | | | | |
| 307 | A | Fairfield | 60 54 | 185 | H | George Washington | 73 59 | | | | | | | | |
| 92 | A | Hartford | 45 50 | 281 | A | Norfolk St. | 55 44 | | | | | | | | |
| 207 | H | East Carolina | 63 43 | 69 | A | Old Dominion | 69 83 | | | | | | | | |
| 131 | A | Davidsen | 65 76 | 283 | H | Richmond | 65 55 | | | | | | | | |

Non-Div I Games:

William & Mary

| | | | | | | | | | | |
|-------------------|----------|-----------|----------------|------------|-------------|---------------|------|------|-------|-----------|
| Average RPI Win: | 300 | WON-LOST | WINNING | LAST 10 | STRENGTH OF | OPP. STRENGTH | TEAM | ADJ. | CONF. | ADJ CONF. |
| Average RPI Loss: | 205 | RECORD | PCT. RANK | GAMES | SCHEDULE | OF SCHEDULE | RPI | RPI | RPI | RPI |
| DIV. I ONLY | 7- 8 | 192 | 6-4 | 343 | 335 | 286 | 286 | 28 | 28 | |
| DIV. I NON-CONF. | 4- 6 | 212 | 0- 0 | 314 | 326 | 273 | 273 | 29 | 29 | |
| ----- | | | | | | | | | | |
| TOTALS | RPI 1-25 | RPI 26-50 | W-L RECORDS | RPI 51-100 | RPI 101-150 | RPI 150+ | | | | |
| 7- 8 | 0- 0 | 0- 0 | OVERALL | 0- 2 | 0- 1 | 7- 5 | | | | |
| 4- 2 | 0- 0 | 0- 0 | HOME | 0- 0 | 0- 0 | 4- 2 | | | | |
| 3- 6 | 0- 0 | 0- 0 | AWAY | 0- 2 | 0- 1 | 3- 3 | | | | |
| 0- 0 | 0- 0 | 0- 0 | NEUTRAL | 0- 0 | 0- 0 | 0- 0 | | | | |
| 4- 6 | 0- 0 | 0- 0 | NON-CONFERENCE | 0- 2 | 0- 0 | 4- 4 | | | | |
| 2- 1 | 0- 0 | 0- 0 | HOME | 0- 0 | 0- 0 | 2- 1 | | | | |
| 2- 5 | 0- 0 | 0- 0 | AWAY | 0- 2 | 0- 0 | 2- 3 | | | | |
| 0- 0 | 0- 0 | 0- 0 | NEUTRAL | 0- 0 | 0- 0 | 0- 0 | | | | |
| 3- 2 | 0- 0 | 0- 0 | CONFERENCE | 0- 0 | 0- 1 | 3- 1 | | | | |
| 2- 1 | 0- 0 | 0- 0 | HOME | 0- 0 | 0- 0 | 2- 1 | | | | |
| 1- 1 | 0- 0 | 0- 0 | AWAY | 0- 0 | 0- 1 | 1- 0 | | | | |
| 0- 0 | 0- 0 | 0- 0 | NEUTRAL | 0- 0 | 0- 0 | 0- 0 | | | | |

| RPI 1-25 | | | | RPI 26-50 | | | | RPI 51-100 | | | | RPI 101+ | | | | Team's RPI: 286 |
|---------------------------|---|--------------------|-------|-----------|---|----------------|-------|------------|---|---------------|-------|----------|---|--------------------|-------|-----------------|
| RPI | S | Opponent | Score | RPI | S | Opponent | Score | RPI | S | Opponent | Score | RPI | S | Opponent | Score | |
| | | | | | | | | 57 | A | James Madison | 39 56 | 147 | A | Radford | 49 70 | |
| | | | | | | | | 95 | A | Georgia | 39 85 | 160 | A | Wisconsin | 41 76 | |
| | | | | | | | | | | | | 187 | H | Elon | 58 57 | |
| | | | | | | | | | | | | 257 | A | Wofford | 53 70 | |
| | | | | | | | | | | | | 259 | A | Campbell | 59 46 | |
| | | | | | | | | | | | | 279 | A | Ga. Southern | 55 64 | |
| | | | | | | | | | | | | 303 | A | Col. of Charleston | 71 64 | |
| | | | | | | | | | | | | 316 | A | South Carolina St. | 58 50 | |
| | | | | | | | | | | | | 318 | H | Western Caro. | 57 65 | |
| | | | | | | | | | | | | 327 | H | USC Upstate | 50 76 | |
| | | | | | | | | | | | | 341 | H | Charleston So. | 57 52 | |
| | | | | | | | | | | | | 346 | H | Longwood | 77 69 | |
| | | | | | | | | | | | | 348 | H | N.C. Central | 66 41 | |
| LAST 12 Division I GAMES: | | | | | | | | | | | | | | | | |
| 259 | A | Campbell | 59 46 | 327 | H | USC Upstate | 50 76 | | | | | | | | | |
| 147 | A | Radford | 49 70 | 341 | H | Charleston So. | 57 52 | | | | | | | | | |
| 316 | A | South Carolina St. | 58 50 | 346 | H | Longwood | 77 69 | | | | | | | | | |
| 303 | A | Col. of Charleston | 71 64 | 318 | H | Western Caro. | 57 65 | | | | | | | | | |
| 57 | A | James Madison | 39 56 | 279 | A | Ga. Southern | 55 64 | | | | | | | | | |
| 257 | A | Wofford | 53 70 | 187 | H | Elon | 58 57 | | | | | | | | | |

Non-Div I Games: Newberry

63

67

Winthrop

W
i
s
c
o
n
s
i
n

| Wisconsin | | | | Through Games Of Jan. 18, 2019 | | | | | | |
|------------------|----------|----------|-----------|--------------------------------|----------------|---------------|------------|------|-------------|-----------|
| Average RPI | Win: 228 | WON-LOST | WINNING | LAST 10 | STRENGTH OF | OPP. STRENGTH | TEAM | ADJ. | CONF. | ADJ CONF. |
| Average RPI | Loss: 60 | RECORD | PCT. RANK | GAMES | SCHEDULE | OF SCHEDULE | RPI | RPI | RPI | RPI |
| DIV. I ONLY | | 10- 8 | 140 | 4-6 | 147 | 94 | 160 | 160 | 4 | 4 |
| DIV. I NON-CONF. | | 9- 3 | 61 | 0- 0 | 296 | 176 | 169 | 169 | 5 | 5 |
| ----- | | | | | | | | | | |
| TOTALS | RPI 1-25 | | RPI 26-50 | | W-L RECORDS | | RPI 51-100 | | RPI 101-150 | RPI 150+ |
| 10- 8 | 0- 2 | | 1- 2 | | OVERALL | | 1- 3 | | 1- 1 | 7- 0 |
| 7- 3 | 0- 1 | | 1- 1 | | HOME | | 0- 1 | | 1- 0 | 5- 0 |
| 1- 4 | 0- 1 | | 0- 1 | | AWAY | | 0- 1 | | 0- 1 | 1- 0 |
| 2- 1 | 0- 0 | | 0- 0 | | NEUTRAL | | 1- 1 | | 0- 0 | 1- 0 |
| 9- 3 | 0- 0 | | 0- 2 | | NON-CONFERENCE | | 1- 1 | | 1- 0 | 7- 0 |
| 6- 1 | 0- 0 | | 0- 1 | | HOME | | 0- 0 | | 1- 0 | 5- 0 |
| 1- 1 | 0- 0 | | 0- 1 | | AWAY | | 0- 0 | | 0- 0 | 1- 0 |
| 2- 1 | 0- 0 | | 0- 0 | | NEUTRAL | | 1- 1 | | 0- 0 | 1- 0 |
| 1- 5 | 0- 2 | | 1- 0 | | CONFERENCE | | 0- 2 | | 0- 1 | 0- 0 |
| 1- 2 | 0- 1 | | 1- 0 | | HOME | | 0- 1 | | 0- 0 | 0- 0 |
| 0- 3 | 0- 1 | | 0- 0 | | AWAY | | 0- 1 | | 0- 1 | 0- 0 |
| 0- 0 | 0- 0 | | 0- 0 | | NEUTRAL | | 0- 0 | | 0- 0 | 0- 0 |

| | | | | | | | | | | | | | | | |
|---------------------------|---|-----------|-------|-----------|---|-----------|-------|------------|---|-------------|-------|--------------------------|---|------------------|-------|
| RPI 1-25 | | | | RPI 26-50 | | | | RPI 51-100 | | | | RPI 101+ Team's RPI: 160 | | | |
| RPI | S | Opponent | Score | RPI | S | Opponent | Score | RPI | S | Opponent | Score | RPI | S | Opponent | Score |
| 13 | A | Iowa | 53 71 | 45 | H | Purdue | 76 69 | 61 | N | Arkansas | 68 69 | 111 | A | Penn St. | 64 71 |
| 20 | H | Indiana | 68 75 | 46 | A | Green Bay | 46 55 | 80 | N | Pittsburgh | 57 42 | 140 | H | IUPUI | 65 64 |
| | | | | 48 | H | Duke | 53 60 | 90 | A | Minnesota | 56 74 | 181 | A | Milwaukee | 68 57 |
| | | | | | | | | 90 | H | Minnesota | 50 78 | 246 | H | Marshall | 67 49 |
| | | | | | | | | | | | | 286 | H | Winthrop | 76 41 |
| | | | | | | | | | | | | 302 | N | Tennessee St. | 58 53 |
| | | | | | | | | | | | | 319 | H | North Dakota St. | 64 53 |
| | | | | | | | | | | | | 340 | H | Chicago St. | 85 38 |
| | | | | | | | | | | | | 345 | H | Evansville | 96 60 |
| ----- | | | | | | | | | | | | | | | |
| LAST 12 Division I GAMES: | | | | | | | | | | | | | | | |
| 90 | H | Minnesota | 50 78 | 13 | A | Iowa | 53 71 | 111 | A | Penn St. | 64 71 | 45 | H | Purdue | 76 69 |
| 20 | H | Indiana | 68 75 | 46 | A | Green Bay | 46 55 | 90 | A | Minnesota | 56 74 | 345 | H | Evansville | 96 60 |
| 246 | H | Marshall | 67 49 | 48 | H | Duke | 53 60 | 340 | H | Chicago St. | 85 38 | | | | |
| 48 | H | Duke | 53 60 | 61 | N | Arkansas | 68 69 | | | | | | | | |

Non-Div I Games:

Wisconsin

W
i
s
c
o
n
s
i
n

| | | | | | | | | | | |
|-------------------|----------|-----------|----------------|------------|-------------|---------------|------|------|-------|-----------|
| Average RPI Win: | 295 | WON-LOST | WINNING | LAST 10 | STRENGTH OF | OPP. STRENGTH | TEAM | ADJ. | CONF. | ADJ CONF. |
| Average RPI Loss: | 170 | RECORD | PCT. RANK | GAMES | SCHEDULE | OF SCHEDULE | RPI | RPI | RPI | RPI |
| DIV. I ONLY | 7- 8 | 192 | 6-4 | 341 | 225 | 257 | 257 | 24 | 24 | |
| DIV. I NON-CONF. | 5- 7 | 206 | 0- 0 | 316 | 265 | 255 | 255 | 25 | 25 | |
| <hr/> | | | | | | | | | | |
| TOTALS | RPI 1-25 | RPI 26-50 | W-L RECORDS | RPI 51-100 | RPI 101-150 | RPI 150+ | | | | |
| 7- 8 | 0- 0 | 0- 2 | OVERALL | 0- 0 | 0- 2 | 7- 4 | | | | |
| 5- 0 | 0- 0 | 0- 0 | HOME | 0- 0 | 0- 0 | 5- 0 | | | | |
| 2- 8 | 0- 0 | 0- 2 | AWAY | 0- 0 | 0- 2 | 2- 4 | | | | |
| 0- 0 | 0- 0 | 0- 0 | NEUTRAL | 0- 0 | 0- 0 | 0- 0 | | | | |
| 5- 7 | 0- 0 | 0- 2 | NON-CONFERENCE | 0- 0 | 0- 1 | 5- 4 | | | | |
| 3- 0 | 0- 0 | 0- 0 | HOME | 0- 0 | 0- 0 | 3- 0 | | | | |
| 2- 7 | 0- 0 | 0- 2 | AWAY | 0- 0 | 0- 1 | 2- 4 | | | | |
| 0- 0 | 0- 0 | 0- 0 | NEUTRAL | 0- 0 | 0- 0 | 0- 0 | | | | |
| 2- 1 | 0- 0 | 0- 0 | CONFERENCE | 0- 0 | 0- 1 | 2- 0 | | | | |
| 2- 0 | 0- 0 | 0- 0 | HOME | 0- 0 | 0- 0 | 2- 0 | | | | |
| 0- 1 | 0- 0 | 0- 0 | AWAY | 0- 0 | 0- 1 | 0- 0 | | | | |
| 0- 0 | 0- 0 | 0- 0 | NEUTRAL | 0- 0 | 0- 0 | 0- 0 | | | | |

| RPI 1-25 | | | | RPI 26-50 | | | | RPI 51-100 | | | | RPI 101+ Team's RPI: 257 | | | |
|---------------------------|---|----------|-------|-----------|---|--------------------|-------|------------|---|----------|-------|--------------------------|---|--------------------|--------|
| RPI | S | Opponent | Score | RPI | S | Opponent | Score | RPI | S | Opponent | Score | RPI | S | Opponent | Score |
| | | | | 37 | A | Clemson | 77 85 | | | | | 112 | A | Appalachian St. | 70 94 |
| | | | | 44 | A | Georgia Tech | 40 81 | | | | | 134 | A | Chattanooga | 82 89 |
| | | | | | | | | | | | | 157 | A | Charlotte | 63 85 |
| | | | | | | | | | | | | 205 | A | UNC Asheville | 46 60 |
| | | | | | | | | | | | | 210 | H | Gardner-Webb | 59 53 |
| | | | | | | | | | | | | 279 | A | Ga. Southern | 81 65 |
| | | | | | | | | | | | | 286 | H | Winthrop | 70 53 |
| | | | | | | | | | | | | 303 | H | Col. of Charleston | 78 58 |
| | | | | | | | | | | | | 318 | H | Western Caro. | 91 65 |
| | | | | | | | | | | | | 320 | H | UNC Greensboro | 93 66 |
| | | | | | | | | | | | | 322 | A | Presbyterian | 50 61 |
| | | | | | | | | | | | | 346 | A | Longwood | 101 72 |
| | | | | | | | | | | | | 348 | A | N.C. Central | 59 66 |
| <hr/> | | | | | | | | | | | | | | | |
| LAST 12 Division I GAMES: | | | | | | | | | | | | | | | |
| | | | | 134 | A | Chattanooga | 82 89 | | | | | 318 | H | Western Caro. | 91 65 |
| | | | | 320 | H | UNC Greensboro | 93 66 | | | | | 44 | A | Georgia Tech | 40 81 |
| | | | | 205 | A | UNC Asheville | 46 60 | | | | | 112 | A | Appalachian St. | 70 94 |
| | | | | 286 | H | Winthrop | 70 53 | | | | | 348 | A | N.C. Central | 59 66 |
| | | | | 303 | H | Col. of Charleston | 78 58 | | | | | 346 | A | Longwood | 101 72 |
| | | | | 322 | A | Presbyterian | 50 61 | | | | | 210 | H | Gardner-Webb | 59 53 |

Non-Div I Games: Warren Wilson 107 30 Southern Wesleyan 110 47 Brevard 106 52

Wofford

| | | | | | | | | | | |
|-------------------|----------|-----------|----------------|------------|-------------|---------------|------|------|-------|-----------|
| Average RPI Win: | 199 | WON-LOST | WINNING | LAST 10 | STRENGTH OF | OPP. STRENGTH | TEAM | ADJ. | CONF. | ADJ CONF. |
| Average RPI Loss: | 122 | RECORD | PCT. RANK | GAMES | SCHEDULE | OF SCHEDULE | RPI | RPI | RPI | RPI |
| DIV. I ONLY | 12- 5 | 71 | 8-2 | 189 | 179 | 79 | 79 | 19 | 19 | |
| DIV. I NON-CONF. | 7- 4 | 109 | 0- 0 | 148 | 181 | 83 | 83 | 17 | 17 | |
| ----- | | | | | | | | | | |
| TOTALS | RPI 1-25 | RPI 26-50 | W-L RECORDS | RPI 51-100 | RPI 101-150 | RPI 150+ | | | | |
| 12- 5 | 0- 1 | 1- 0 | OVERALL | 1- 1 | 3- 1 | 7- 2 | | | | |
| 3- 1 | 0- 0 | 1- 0 | HOME | 1- 1 | 0- 0 | 1- 0 | | | | |
| 5- 4 | 0- 1 | 0- 0 | AWAY | 0- 0 | 1- 1 | 4- 2 | | | | |
| 4- 0 | 0- 0 | 0- 0 | NEUTRAL | 0- 0 | 2- 0 | 2- 0 | | | | |
| 7- 4 | 0- 1 | 0- 0 | NON-CONFERENCE | 1- 1 | 2- 0 | 4- 2 | | | | |
| 1- 1 | 0- 0 | 0- 0 | HOME | 1- 1 | 0- 0 | 0- 0 | | | | |
| 2- 3 | 0- 1 | 0- 0 | AWAY | 0- 0 | 0- 0 | 2- 2 | | | | |
| 4- 0 | 0- 0 | 0- 0 | NEUTRAL | 0- 0 | 2- 0 | 2- 0 | | | | |
| 5- 1 | 0- 0 | 1- 0 | CONFERENCE | 0- 0 | 1- 1 | 3- 0 | | | | |
| 2- 0 | 0- 0 | 1- 0 | HOME | 0- 0 | 0- 0 | 1- 0 | | | | |
| 3- 1 | 0- 0 | 0- 0 | AWAY | 0- 0 | 1- 1 | 2- 0 | | | | |
| 0- 0 | 0- 0 | 0- 0 | NEUTRAL | 0- 0 | 0- 0 | 0- 0 | | | | |

| RPI 1-25 | | | | RPI 26-50 | | | | RPI 51-100 Team's RPI: 79 | | | | RPI 101+ | | | |
|---------------------------|---|----------------|-------|-----------|---|-----------|-------|---------------------------|---|----------|-------|----------|---|-----------------|-------|
| RPI | S | Opponent | Score | RPI | S | Opponent | Score | RPI | S | Opponent | Score | RPI | S | Opponent | Score |
| 25 | A | Michigan St. | 68 84 | 46 | H | Green Bay | 85 67 | 54 | H | Belmont | 63 79 | 101 | A | Youngstown St. | 68 83 |
| | | | | | | | | 62 | H | Kent St. | 61 55 | 124 | N | Marist | 76 60 |
| | | | | | | | | | | | | 125 | N | Drexel | 71 63 |
| | | | | | | | | | | | | 140 | A | IUPUI | 78 75 |
| | | | | | | | | | | | | 157 | A | Charlotte | 85 88 |
| | | | | | | | | | | | | 181 | H | Milwaukee | 61 57 |
| | | | | | | | | | | | | 239 | A | UNLV | 68 52 |
| | | | | | | | | | | | | 252 | N | Stetson | 57 44 |
| | | | | | | | | | | | | 256 | N | Hofstra | 93 64 |
| | | | | | | | | | | | | 272 | A | CSU Bakersfield | 74 76 |
| | | | | | | | | | | | | 285 | A | Northern Ky. | 61 55 |
| | | | | | | | | | | | | 337 | A | UIC | 79 46 |
| | | | | | | | | | | | | 342 | A | Manhattan | 60 44 |
| ----- | | | | | | | | | | | | | | | |
| LAST 12 Division I GAMES: | | | | | | | | | | | | | | | |
| 101 | A | Youngstown St. | 68 83 | 181 | H | Milwaukee | 61 57 | | | | | | | | |
| 285 | A | Northern Ky. | 61 55 | 46 | H | Green Bay | 85 67 | | | | | | | | |
| 125 | N | Drexel | 71 63 | 337 | A | UIC | 79 46 | | | | | | | | |
| 62 | H | Kent St. | 61 55 | 140 | A | IUPUI | 78 75 | | | | | | | | |
| 124 | N | Marist | 76 60 | 157 | A | Charlotte | 85 88 | | | | | | | | |
| 252 | N | Stetson | 57 44 | 342 | A | Manhattan | 60 44 | | | | | | | | |

Non-Div I Games: Kentucky St. 83 53

Wright St.

Average RPI Win: 151

Average RPI Loss: 85

WON-LOST
RECORDWINNING
PCT. RANKLAST 10
GAMESSTRENGTH OF
SCHEDULEOPP. STRENGTH
OF SCHEDULETEAM
RPIADJ.
RPICONF.
RPIADJ CONF.
RPIDIV. I ONLY
DIV. I NON-CONF.7- 4
5- 298
827-3
0- 058
30105
6556
2356
2312
1112
11

TOTALS

RPI 1-25

RPI 26-50

W-L RECORDS

RPI 51-100

RPI 101-150

RPI 150+

7- 4
6- 0
0- 4
1- 00- 0
0- 0
0- 0
0- 01- 0
1- 0
0- 0
0- 0OVERALL
HOME
AWAY
NEUTRAL0- 3
0- 0
0- 3
0- 02- 0
2- 0
0- 0
0- 04- 1
3- 0
0- 1
1- 05- 2
4- 0
0- 2
1- 00- 0
0- 0
0- 0
0- 01- 0
1- 0
0- 0
0- 0NON-CONFERENCE
HOME
AWAY
NEUTRAL0- 2
0- 0
0- 2
0- 02- 0
2- 0
0- 0
0- 02- 0
1- 0
0- 0
1- 02- 2
2- 0
0- 2
0- 00- 0
0- 0
0- 0
0- 00- 0
0- 0
0- 0
0- 0CONFERENCE
HOME
AWAY
NEUTRAL0- 1
0- 0
0- 1
0- 00- 0
0- 0
0- 0
0- 02- 1
2- 0
0- 1
0- 0

RPI 1-25

RPI 26-50

RPI 51-100

Team's RPI: 56

RPI 101+

RPI S Opponent Score

RPI S Opponent Score
26 H South Dakota St. 77 70RPI S Opponent Score
53 A Saint Mary's (CA) 84 90
65 A Pacific 64 70
68 A Boise St. 64 72RPI S Opponent Score
113 H Idaho 64 61
114 H Montana St. 66 58
153 A Utah St. 42 50
163 H Denver 78 74
199 N North Texas 53 49
206 H San Diego St. 87 45
239 H UNLV 90 62

LAST 12 Division I GAMES:

| | | | | | |
|------------------------|----|----|-----------------------|----|----|
| 153 A Utah St. | 42 | 50 | 239 H UNLV | 90 | 62 |
| 206 H San Diego St. | 87 | 45 | 68 A Boise St. | 64 | 72 |
| 65 A Pacific | 64 | 70 | 26 H South Dakota St. | 77 | 70 |
| 199 N North Texas | 53 | 49 | 113 H Idaho | 64 | 61 |
| 53 A Saint Mary's (CA) | 84 | 90 | 163 H Denver | 78 | 74 |
| | | | 114 H Montana St. | 66 | 58 |

W
y
o
m
i
n
gW
y
o
m
i
n
g

Non-Div I Games: Chadron St. 80 33 UC-Colo. Springs 98 37

Wyoming

Loss, Non-Conf, S Site, H Home A Away N Neutral

| | | | | | | | | | | |
|------------------|----------|-----------|----------------|------------|-------------|---------------|------|------|-------|-----------|
| Average RPI | Win: 224 | WON-LOST | WINNING | LAST 10 | STRENGTH OF | OPP. STRENGTH | TEAM | ADJ. | CONF. | ADJ CONF. |
| Average RPI | Loss: 79 | RECORD | PCT. RANK | GAMES | SCHEDULE | OF SCHEDULE | RPI | RPI | RPI | RPI |
| DIV. I ONLY | 10- 7 | 119 | 4-6 | 186 | 127 | 171 | 171 | 5 | 5 | |
| DIV. I NON-CONF. | 9- 2 | 43 | 0- 0 | 276 | 250 | 126 | 126 | 4 | 4 | |
| ----- | | | | | | | | | | |
| TOTALS | RPI 1-25 | RPI 26-50 | W-L RECORDS | RPI 51-100 | RPI 101-150 | RPI 150+ | | | | |
| 10- 7 | 0- 1 | 0- 1 | OVERALL | 1- 3 | 2- 2 | 7- 0 | | | | |
| 9- 3 | 0- 1 | 0- 0 | HOME | 1- 1 | 1- 1 | 7- 0 | | | | |
| 1- 4 | 0- 0 | 0- 1 | AWAY | 0- 2 | 1- 1 | 0- 0 | | | | |
| 0- 0 | 0- 0 | 0- 0 | NEUTRAL | 0- 0 | 0- 0 | 0- 0 | | | | |
| 9- 2 | 0- 0 | 0- 0 | NON-CONFERENCE | 0- 1 | 2- 1 | 7- 0 | | | | |
| 8- 1 | 0- 0 | 0- 0 | HOME | 0- 1 | 1- 0 | 7- 0 | | | | |
| 1- 1 | 0- 0 | 0- 0 | AWAY | 0- 0 | 1- 1 | 0- 0 | | | | |
| 0- 0 | 0- 0 | 0- 0 | NEUTRAL | 0- 0 | 0- 0 | 0- 0 | | | | |
| 1- 5 | 0- 1 | 0- 1 | CONFERENCE | 1- 2 | 0- 1 | 0- 0 | | | | |
| 1- 2 | 0- 1 | 0- 0 | HOME | 1- 0 | 0- 1 | 0- 0 | | | | |
| 0- 3 | 0- 0 | 0- 1 | AWAY | 0- 2 | 0- 0 | 0- 0 | | | | |
| 0- 0 | 0- 0 | 0- 0 | NEUTRAL | 0- 0 | 0- 0 | 0- 0 | | | | |

| RPI 1-25 | | | | RPI 26-50 | | | | RPI 51-100 | | | | RPI 101+ Team's RPI: 171 | | | |
|---------------------------|---|---------------|-------|-----------|---|-----------------|-------|------------|---|------------|-------|--------------------------|---|-----------------|-------|
| RPI | S | Opponent | Score | RPI | S | Opponent | Score | RPI | S | Opponent | Score | RPI | S | Opponent | Score |
| 18 | H | Butler | 41 63 | 43 | A | Villanova | 71 75 | 60 | A | Creighton | 62 66 | 108 | A | Wake Forest | 62 50 |
| | | | | | | | | 87 | H | Seton Hall | 63 62 | 115 | H | St. John's (NY) | 57 76 |
| | | | | | | | | 90 | H | Minnesota | 53 78 | 120 | H | Tennessee Tech | 70 60 |
| | | | | | | | | 94 | A | Georgetown | 61 68 | 132 | A | Cincinnati | 61 79 |
| | | | | | | | | | | | | 161 | H | North Ala. | 94 81 |
| | | | | | | | | | | | | 223 | H | Bowling Green | 65 49 |
| | | | | | | | | | | | | 263 | H | Alabama St. | 87 58 |
| | | | | | | | | | | | | 284 | H | New Orleans | 61 45 |
| | | | | | | | | | | | | 307 | H | Fairfield | 48 35 |
| | | | | | | | | | | | | 340 | H | Chicago St. | 91 57 |
| | | | | | | | | | | | | 347 | H | Delaware St. | 80 59 |
| LAST 12 Division I GAMES: | | | | | | | | | | | | | | | |
| 60 | A | Creighton | 62 66 | 115 | H | St. John's (NY) | 57 76 | | | | | | | | |
| 18 | H | Butler | 41 63 | 43 | A | Villanova | 71 75 | | | | | | | | |
| 87 | H | Seton Hall | 63 62 | 94 | A | Georgetown | 61 68 | | | | | | | | |
| 347 | H | Delaware St. | 80 59 | 284 | H | New Orleans | 61 45 | | | | | | | | |
| 161 | H | North Ala. | 94 81 | 263 | H | Alabama St. | 87 58 | | | | | | | | |
| 223 | H | Bowling Green | 65 49 | 132 | A | Cincinnati | 61 79 | | | | | | | | |

Non-Div I Games:

Xavier

Y
a
l
e

Y
a
l
e

Yal e

| | | | | | | | | | | |
|-------------------|----------|-----------|----------------|------------|-------------|---------------|------|------|-------|-----------|
| Average RPI Win: | 222 | WON-LOST | WINNING | LAST 10 | STRENGTH OF | OPP. STRENGTH | TEAM | ADJ. | CONF. | ADJ CONF. |
| Average RPI Loss: | 93 | RECORD | PCT. RANK | GAMES | SCHEDULE | OF SCHEDULE | RPI | RPI | RPI | RPI |
| DIV. I ONLY | 11- 5 | 78 | 7-3 | 185 | 221 | 101 | 101 | 19 | 19 | |
| DIV. I NON-CONF. | 6- 3 | 91 | 0- 0 | 84 | 258 | 72 | 72 | 17 | 17 | |
| ----- | | | | | | | | | | |
| TOTALS | RPI 1-25 | RPI 26-50 | W-L RECORDS | RPI 51-100 | RPI 101-150 | RPI 150+ | | | | |
| 11- 5 | 0- 0 | 0- 2 | OVERALL | 2- 1 | 1- 1 | 8- 1 | | | | |
| 7- 1 | 0- 0 | 0- 0 | HOME | 1- 0 | 1- 1 | 5- 0 | | | | |
| 4- 4 | 0- 0 | 0- 2 | AWAY | 1- 1 | 0- 0 | 3- 1 | | | | |
| 0- 0 | 0- 0 | 0- 0 | NEUTRAL | 0- 0 | 0- 0 | 0- 0 | | | | |
| 6- 3 | 0- 0 | 0- 1 | NON-CONFERENCE | 1- 1 | 0- 1 | 5- 0 | | | | |
| 4- 1 | 0- 0 | 0- 0 | HOME | 0- 0 | 0- 1 | 4- 0 | | | | |
| 2- 2 | 0- 0 | 0- 1 | AWAY | 1- 1 | 0- 0 | 1- 0 | | | | |
| 0- 0 | 0- 0 | 0- 0 | NEUTRAL | 0- 0 | 0- 0 | 0- 0 | | | | |
| 5- 2 | 0- 0 | 0- 1 | CONFERENCE | 1- 0 | 1- 0 | 3- 1 | | | | |
| 3- 0 | 0- 0 | 0- 0 | HOME | 1- 0 | 1- 0 | 1- 0 | | | | |
| 2- 2 | 0- 0 | 0- 1 | AWAY | 0- 0 | 0- 0 | 2- 1 | | | | |
| 0- 0 | 0- 0 | 0- 0 | NEUTRAL | 0- 0 | 0- 0 | 0- 0 | | | | |

| RPI 1-25 | | | | RPI 26-50 | | | | RPI 51-100 | | | | RPI 101+ | | | | Team's RPI: 101 | |
|---------------------------|---|----------|-------|-----------|---|------------|-------|------------|---|--------------------|-------|----------|---|--------------------|-------|-----------------|--|
| RPI | S | Opponent | Score | RPI | S | Opponent | Score | RPI | S | Opponent | Score | RPI | S | Opponent | Score | | |
| | | | | 46 | A | Green Bay | 42 60 | 62 | A | Kent St. | 34 62 | 128 | H | Yale | 56 58 | | |
| | | | | 50 | A | Bucknell I | 68 73 | 79 | H | Wright St. | 83 68 | 140 | H | IUPUI | 70 52 | | |
| | | | | | | | | 80 | A | Pittsburgh | 64 55 | 176 | H | Akron | 72 61 | | |
| | | | | | | | | | | | | 181 | A | Milwaukee | 68 71 | | |
| | | | | | | | | | | | | 221 | H | Saint Francis (PA) | 80 56 | | |
| | | | | | | | | | | | | 242 | H | Loyola Chicago | 74 63 | | |
| | | | | | | | | | | | | 262 | H | Robert Morris | 69 59 | | |
| | | | | | | | | | | | | 291 | A | Oakland | 69 55 | | |
| | | | | | | | | | | | | 294 | A | Canisius | 62 36 | | |
| | | | | | | | | | | | | 323 | A | Detroit Mercy | 85 59 | | |
| | | | | | | | | | | | | 337 | H | UIC | 81 29 | | |
| LAST 12 Division I GAMES: | | | | | | | | | | | | | | | | | |
| | | | | 79 | H | Wright St. | 83 68 | 140 | H | IUPUI | 70 52 | | | | | | |
| | | | | 46 | A | Green Bay | 42 60 | 337 | H | UIC | 81 29 | | | | | | |
| | | | | 181 | A | Milwaukee | 68 71 | 291 | A | Oakland | 69 55 | | | | | | |
| | | | | 294 | A | Canisius | 62 36 | 323 | A | Detroit Mercy | 85 59 | | | | | | |
| | | | | 176 | H | Akron | 72 61 | 50 | A | Bucknell I | 68 73 | | | | | | |
| | | | | 128 | H | Yale | 56 58 | 221 | H | Saint Francis (PA) | 80 56 | | | | | | |

Non-Div I Games: Thiel 76 53 Carlow 90 31 Youngstown St.