

Average RPI Win:	306	WON-LOST	WINNING	LAST 10	STRENGTH OF	OPP. STRENGTH	TEAM	ADJ.	CONF.	ADJ CONF.
Average RPI Loss:	182	RECORD	PCT. RANK	GAMES	SCHEDULE	OF SCHEDULE	RPI	RPI	RPI	RPI

DIV. I ONLY	6- 7	202	4- 4	322	344	274	274	27	27
DIV. I NON-CONF.	3- 4	209	3- 1	278	348	265	265	26	26
TOTALS	RPI 1-25	RPI 26-50	W-L RECORDS	RPI 51-100	RPI 101-999	RPI 201+			
6- 7	0- 0	0- 0	OVERALL	0- 0	6- 7	6- 2			
2- 3	0- 0	0- 0	HOME	0- 0	2- 3	2- 0			
2- 4	0- 0	0- 0	AWAY	0- 0	2- 1	2- 0			
2- 0	0- 0	0- 0	NEUTRAL	0- 0	2- 0	2- 0			
3- 4	0- 0	0- 0	NON-CONFERENCE	0- 0	3- 4	3- 2			
1- 1	0- 0	0- 0	HOME	0- 0	1- 1	1- 0			
0- 3	0- 0	0- 0	AWAY	0- 0	0- 3	0- 2			
2- 0	0- 0	0- 0	NEUTRAL	0- 0	2- 0	2- 0			
3- 3	0- 0	0- 0	CONFERENCE	0- 0	3- 3	3- 0			
1- 2	0- 0	0- 0	HOME	0- 0	1- 2	1- 0			
2- 1	0- 0	0- 0	AWAY	0- 0	2- 1	2- 0			
0- 0	0- 0	0- 0	NEUTRAL	0- 0	0- 0	0- 0			

RPI 1-25	RPI 26-50	RPI 51-100	RPI 101+	Team's RPI: 274
RPI S Opponent Score	RPI S Opponent Score	RPI S Opponent Score	RPI S Opponent Score	
			109 H Central Ark.	50 58
			129 H Rice	56 67
			137 H Lamar University	31 70
			138 A UTEP	49 69
			182 A New Orleans	49 66
			253 H Nicholls St.	76 55
			264 A New Mexico St.	61 70
			289 N Prairie View	72 62
			305 A Northwestern St.	62 56
			313 A UTRGV	53 56
			313 H UTRGV	71 41
			332 N Florida A&M	58 55
			342 A Sam Houston St.	67 57
LAST 12 Division I GAMES:				
253 H Nicholls St.	76 55	129 H Rice	56 67	
182 A New Orleans	49 66	313 H UTRGV	71 41	
342 A Sam Houston St.	67 57	332 N Florida A&M	58 55	
305 A Northwestern St.	62 56	289 N Prairie View	72 62	
137 H Lamar University	31 70	264 A New Mexico St.	61 70	
109 H Central Ark.	50 58	138 A UTEP	49 69	

Non-Div I Games: Tex. A&M Int'l 53 34 St. Thomas Houston 72 42 McMurry 62 43 Texas Lutheran 87 56
A&M-Corpus Christi

Loss, Non-Conf, S Site, H Home A Away N Neutral

Average RPI Win:	285	WON-LOST	WINNING	LAST 10	STRENGTH OF	OPP. STRENGTH	TEAM	ADJ.	CONF.	ADJ CONF.
Average RPI Loss:	137	RECORD	PCT. RANK	GAMES	SCHEDULE	OF SCHEDULE	RPI	RPI	RPI	RPI

DIV. I ONLY	8- 5	107	7- 2	336	246	240	240	27	27
DIV. I NON-CONF.	2- 4	239	1- 2	219	162	253	253	26	26

TOTALS	RPI 1-25	RPI 26-50	W-L RECORDS	RPI 51-100	RPI 101-999	RPI 201+			
8- 5	0- 0	0- 1	OVERALL	0- 1	8- 3	7- 2			
6- 1	0- 0	0- 1	HOME	0- 0	6- 0	5- 0			
1- 3	0- 0	0- 0	AWAY	0- 1	1- 2	1- 1			
1- 1	0- 0	0- 0	NEUTRAL	0- 0	1- 1	1- 1			
2- 4	0- 0	0- 1	NON-CONFERENCE	0- 1	2- 2	2- 2			
1- 1	0- 0	0- 1	HOME	0- 0	1- 0	1- 0			
0- 2	0- 0	0- 0	AWAY	0- 1	0- 1	0- 1			
1- 1	0- 0	0- 0	NEUTRAL	0- 0	1- 1	1- 1			
6- 1	0- 0	0- 0	CONFERENCE	0- 0	6- 1	5- 0			
5- 0	0- 0	0- 0	HOME	0- 0	5- 0	4- 0			
1- 1	0- 0	0- 0	AWAY	0- 0	1- 1	1- 0			
0- 0	0- 0	0- 0	NEUTRAL	0- 0	0- 0	0- 0			

RPI 1-25	RPI 26-50	RPI 51-100	RPI 101+	Team's RPI: 240
RPI S Opponent Score	RPI S Opponent Score	RPI S Opponent Score	RPI S Opponent Score	
	38 H FGCU 55 94	80 A Arkansas 65 79	140 A SFA 55 66	
			182 H New Orleans 80 70	
			206 H Idaho 82 72	
			207 A SMU 44 65	
			218 N Radford 65 71	
			294 A McNeese 80 75	
			300 H Southeastern La. 86 80	
			305 H Northwestern St. 80 41	
			319 N Old Dominion 74 60	
			328 H Houston Baptist 80 68	
			342 H Sam Houston St. 83 65	
LAST 12 Division I GAMES:				
140 A SFA 55 66	182 H New Orleans 80 70			
305 H Northwestern St. 80 41	319 N Old Dominion 74 60			
328 H Houston Baptist 80 68	218 N Radford 65 71			
300 H Southeastern La. 86 80	38 H FGCU 55 94			
294 A McNeese 80 75	80 A Arkansas 65 79			
342 H Sam Houston St. 83 65	207 A SMU 44 65			

Non-Div I Games:	Schreiner	97 48	Southwest (NM)	91 47	Howard Payne	88 46	Midwestern St.	88 67
Abilene Christian								

Average RPI Win:	0	WON-LOST	WINNING	LAST 10	STRENGTH OF	OPP. STRENGTH	TEAM	ADJ.	CONF.	ADJ CONF.
Average RPI Loss:	162	RECORD	PCT. RANK	GAMES	SCHEDULE	OF SCHEDULE	RPI	RPI	RPI	RPI
DIV. I ONLY	0- 16	345	0- 10	72	233	304	304	16	16	
DIV. I NON-CONF.	0- 10	337	0- 5	61	287	298	298	16	16	

TOTALS	RPI 1-25	RPI 26-50	W-L RECORDS	RPI 51-100	RPI 101-999	RPI 201+				
0- 16	0- 1	0- 0	OVERALL	0- 2	0- 13	0- 3				
0- 9	0- 1	0- 0	HOME	0- 1	0- 7	0- 1				
0- 7	0- 0	0- 0	AWAY	0- 1	0- 6	0- 2				
0- 0	0- 0	0- 0	NEUTRAL	0- 0	0- 0	0- 0				
0- 10	0- 1	0- 0	NON-CONFERENCE	0- 1	0- 8	0- 2				
0- 5	0- 1	0- 0	HOME	0- 0	0- 4	0- 0				
0- 5	0- 0	0- 0	AWAY	0- 1	0- 4	0- 2				
0- 0	0- 0	0- 0	NEUTRAL	0- 0	0- 0	0- 0				
0- 6	0- 0	0- 0	CONFERENCE	0- 1	0- 5	0- 1				
0- 4	0- 0	0- 0	HOME	0- 1	0- 3	0- 1				
0- 2	0- 0	0- 0	AWAY	0- 0	0- 2	0- 0				
0- 0	0- 0	0- 0	NEUTRAL	0- 0	0- 0	0- 0				

RPI	S	Opponent	Score	RPI	S	Opponent	Score	RPI	S	Opponent	Score	RPI	S	Opponent	Score	Team's RPI: 304
4	H	Louisville	50 62					59	H	New Mexico	59 88	104	A	UNLV	57 69	
								84	A	Navy	64 71	111	H	Colorado	43 68	
												132	A	Weber St.	52 62	
												150	A	SIUE	40 76	
												174	H	Colorado St.	39 40	
												178	H	Fresno St.	58 64	
												185	A	Nevada	60 70	
												192	H	Army West Point	59 65	
												193	H	Eastern Wash.	63 65	
												198	H	Denver	54 75	
												257	H	San Jose St.	74 75	
												275	A	FIU	69 70	
												288	A	Utah Valley	56 59	
LAST 12 Division I GAMES:																
174	H	Colorado St.	39 40	4	H	Louisville	50 62	111	H	Colorado	43 68					
257	H	San Jose St.	74 75	132	A	Weber St.	52 62	288	A	Utah Valley	56 59					
104	A	UNLV	57 69	192	H	Army West Point	59 65	84	A	Navy	64 71					
185	A	Nevada	60 70													
178	H	Fresno St.	58 64													
59	H	New Mexico	59 88													

Non-Div I Games: Colo. Christian 66 68

Air Force

Loss,
Non-Conf,
S Site,
H Home
A Away
N Neutral

Average RPI Win: 272
Average RPI Loss: 80

WON-LOST
RECORD

WINNING
PCT. RANK

LAST 10
GAMES

STRENGTH OF
SCHEDULE

OPP. STRENGTH
OF SCHEDULE

TEAM
RPI

ADJ.
RPI

CONF.
RPI

ADJ CONF.
RPI

DIV. I ONLY	5- 11	274	1- 8	90	137	231	231	7	7
DIV. I NON-CONF.	5- 5	170	2- 3	206	241	231	231	8	8
TOTALS	RPI 1-25	RPI 26-50	W-L RECORDS	RPI 51-100	RPI 101-999	RPI 201+			
5- 11	0- 0	0- 4	OVERALL	0- 4	5- 3	4- 0			
4- 5	0- 0	0- 4	HOME	0- 0	4- 1	4- 0			
0- 5	0- 0	0- 0	AWAY	0- 3	0- 2	0- 0			
1- 1	0- 0	0- 0	NEUTRAL	0- 1	1- 0	0- 0			
5- 5	0- 0	0- 2	NON-CONFERENCE	0- 2	5- 1	4- 0			
4- 2	0- 0	0- 2	HOME	0- 0	4- 0	4- 0			
0- 2	0- 0	0- 0	AWAY	0- 1	0- 1	0- 0			
1- 1	0- 0	0- 0	NEUTRAL	0- 1	1- 0	0- 0			
0- 6	0- 0	0- 2	CONFERENCE	0- 2	0- 2	0- 0			
0- 3	0- 0	0- 2	HOME	0- 0	0- 1	0- 0			
0- 3	0- 0	0- 0	AWAY	0- 2	0- 1	0- 0			
0- 0	0- 0	0- 0	NEUTRAL	0- 0	0- 0	0- 0			

RPI 1-25				RPI 26-50				RPI 51-100				RPI 101+ Team's RPI: 231			
RPI	S	Opponent	Score	RPI	S	Opponent	Score	RPI	S	Opponent	Score	RPI	S	Opponent	Score
				27	H	Buffalo	66 89	51	A	Toledo	54 60	118	A	Miami (OH)	67 75
				36	H	Maryland	54 75	70	A	Duquesne	60 66	124	H	Bowling Green	64 66
				38	H	FGCU	63 82	85	A	Ohio	67 70	150	N	SIUE	59 58
				39	H	Ball St.	61 74	94	N	Harvard	63 76	199	A	Bucknell	52 63
												267	H	Youngstown St.	75 58
												298	H	Eastern Ky.	62 45
												300	H	Southeastern La.	66 54
												343	H	Winthrop	69 43
LAST 12 Division I GAMES:															
				118	A	Miami (OH)	67 75	94	N	Harvard	63 76	150	N	SIUE	59 58
				124	H	Bowling Green	64 66	70	A	Duquesne	60 66	267	H	Youngstown St.	75 58
				39	H	Ball St.	61 74	85	A	Ohio	67 70	36	H	Maryland	54 75
				51	A	Toledo	54 60	27	H	Buffalo	66 89	343	H	Winthrop	69 43

Non-Div I Games: Ohio Christian 93 33

Akron

Loss, Non-Conf, S Site, H Home A Away N Neutral

Average RPI Win: 198

Average RPI Loss: 35

WON-LOST
RECORDWINNING
PCT. RANKLAST 10
GAMESSTRENGTH OF
SCHEDULEOPP. STRENGTH
OF SCHEDULETEAM
RPIADJ.
RPICONF.
RPIADJ CONF.
RPIDIV. I ONLY
DIV. I NON-CONF.13- 6
10- 379
517- 3
6- 055
198120
27267
9367
932
22
2

TOTALS

RPI 1-25

RPI 26-50

W-L RECORDS

RPI 51-100

RPI 101-999

RPI 201+

13- 6

0- 4

1- 0

OVERALL

2- 2

10- 0

7- 0

9- 2

0- 2

1- 0

HOME

1- 0

7- 0

5- 0

4- 2

0- 1

0- 0

AWAY

1- 1

3- 0

2- 0

0- 2

0- 1

0- 0

NEUTRAL

0- 1

0- 0

0- 0

10- 3

0- 1

0- 0

NON-CONFERENCE

1- 2

9- 0

7- 0

8- 0

0- 0

0- 0

HOME

1- 0

7- 0

5- 0

2- 1

0- 0

0- 0

AWAY

0- 1

2- 0

2- 0

0- 2

0- 1

0- 0

NEUTRAL

0- 1

0- 0

0- 0

3- 3

0- 3

1- 0

CONFERENCE

1- 0

1- 0

0- 0

1- 2

0- 2

1- 0

HOME

0- 0

0- 0

0- 0

2- 1

0- 1

0- 0

AWAY

1- 0

1- 0

0- 0

0- 0

0- 0

0- 0

NEUTRAL

0- 0

0- 0

0- 0

RPI 1-25

RPI 26-50

RPI 51-100

Team's RPI: 67

RPI 101+

RPI	S	Opponent	Score
3	A	Mississippi St.	61 75
13	H	Missouri	56 62
15	H	Texas A&M	54 73
21	N	NC State	49 68

RPI	S	Opponent	Score
45	H	LSU	65 51

RPI	S	Opponent	Score
74	A	TCU	67 88
76	H	Utah	65 60
80	A	Arkansas	83 76
83	N	Elon	55 60

RPI	S	Opponent	Score
115	H	Jacksonville	75 60
123	H	Missouri St.	65 61
196	A	Florida	63 54
207	H	SMU	59 44
246	A	Lipscomb	73 51
256	H	Grambling	73 49
268	H	Alabama A&M	90 32
306	H	Murray St.	68 47
326	A	Ga. Southern	84 36
332	H	Florida A&M	91 55

LAST 12 Division I GAMES:

15	H	Texas A&M	54 73	332	H	Florida A&M	91 55
3	A	Mississippi St.	61 75	306	H	Murray St.	68 47
45	H	LSU	65 51	123	H	Missouri St.	65 61
80	A	Arkansas	83 76	207	H	SMU	59 44
196	A	Florida	63 54	256	H	Grambling	73 49
13	H	Missouri	56 62	246	A	Lipscomb	73 51

Non-Div I Games:

Alabama

Loss,
 Non-Conf, S Site, H Home
A Away
 N Neutral

Average RPI Win:	320	WON-LOST	WINNING	LAST 10	STRENGTH OF	OPP. STRENGTH	TEAM	ADJ.	CONF.	ADJ CONF.
Average RPI Loss:	182	RECORD	PCT. RANK	GAMES	SCHEDULE	OF SCHEDULE	RPI	RPI	RPI	RPI
DIV. I ONLY	8- 8	165	5- 5	344	342	268	268	32	32	
DIV. I NON-CONF.	5- 6	187	3- 4	306	322	242	242	32	32	

TOTALS	RPI 1-25	RPI 26-50	W-L RECORDS	RPI 51-100	RPI 101-999	RPI 201+				
8- 8	0- 0	0- 0	OVERALL	0- 2	8- 6	8- 4				
4- 1	0- 0	0- 0	HOME	0- 0	4- 1	4- 1				
4- 6	0- 0	0- 0	AWAY	0- 0	4- 4	4- 3				
0- 1	0- 0	0- 0	NEUTRAL	0- 0	0- 1	0- 0				
5- 6	0- 0	0- 0	NON-CONFERENCE	0- 2	5- 4	5- 2				
2- 1	0- 0	0- 0	HOME	0- 0	2- 1	2- 1				
3- 4	0- 0	0- 0	AWAY	0- 2	3- 2	3- 1				
0- 1	0- 0	0- 0	NEUTRAL	0- 0	0- 1	0- 0				
3- 2	0- 0	0- 0	CONFERENCE	0- 0	3- 2	3- 2				
2- 0	0- 0	0- 0	HOME	0- 0	2- 0	2- 0				
1- 2	0- 0	0- 0	AWAY	0- 0	1- 2	1- 2				
0- 0	0- 0	0- 0	NEUTRAL	0- 0	0- 0	0- 0				

RPI 1-25				RPI 26-50				RPI 51-100				RPI 101+ Team's RPI: 268					
RPI	S	Opponent	Score	RPI	S	Opponent	Score	RPI	S	Opponent	Score	RPI	S	Opponent	Score		
								67	A	Al abama	32	90	116	N	Hartford	47	56
								96	A	UAB	58	85	119	A	Jacksonville St.	33	49
												237	H	Austin Peay	52	55	
												246	A	Lipscomb	50	66	
												256	A	Grambl ing	49	78	
												275	A	FIU	58	51	
												300	A	Southeastern La.	76	74	
												306	H	Murray St.	71	54	
												308	A	Al abama St.	78	69	
												315	A	Jackson St.	43	59	
												336	H	Ark. -Pine Bluff	52	49	
												341	A	Tennessee St.	77	75	
												344	H	Mi ssi ssi ppi Val .	65	48	
												347	H	Evansville	70	56	
LAST 12 Division I GAMES:																	
308	A	Al abama St.	78	69	300	A	Southeastern La.	76	74								
344	H	Mi ssi ssi ppi Val .	65	48	96	A	UAB	58	85								
336	H	Ark. -Pine Bluff	52	49	119	A	Jacksonville St.	33	49								
315	A	Jackson St.	43	59	306	H	Murray St.	71	54								
256	A	Grambl ing	49	78	116	N	Hartford	47	56								
246	A	Li pscomb	50	66	275	A	FIU	58	51								

Non-Div I Games:

Alabama A&M

Average RPI Win:	342	WON-LOST	WINNING	LAST 10	STRENGTH OF	OPP. STRENGTH	TEAM	ADJ.	CONF.	ADJ CONF.
Average RPI Loss:	152	RECORD	PCT. RANK	GAMES	SCHEDULE	OF SCHEDULE	RPI	RPI	RPI	RPI
DIV. I ONLY	3- 12	301	2- 7	190	322	308	308	32	32	
DIV. I NON-CONF.	1- 9	318	0- 6	47	199	259	259	32	32	

TOTALS	RPI 1-25	RPI 26-50	W-L RECORDS	RPI 51-100	RPI 101-999	RPI 201+				
3- 12	0- 2	0- 0	OVERALL	0- 3	3- 7	3- 4				
3- 3	0- 0	0- 0	HOME	0- 1	3- 2	3- 2				
0- 8	0- 2	0- 0	AWAY	0- 2	0- 4	0- 2				
0- 1	0- 0	0- 0	NEUTRAL	0- 0	0- 1	0- 0				
1- 9	0- 2	0- 0	NON-CONFERENCE	0- 3	1- 4	1- 1				
1- 2	0- 0	0- 0	HOME	0- 1	1- 1	1- 1				
0- 6	0- 2	0- 0	AWAY	0- 2	0- 2	0- 0				
0- 1	0- 0	0- 0	NEUTRAL	0- 0	0- 1	0- 0				
2- 3	0- 0	0- 0	CONFERENCE	0- 0	2- 3	2- 3				
2- 1	0- 0	0- 0	HOME	0- 0	2- 1	2- 1				
0- 2	0- 0	0- 0	AWAY	0- 0	0- 2	0- 2				
0- 0	0- 0	0- 0	NEUTRAL	0- 0	0- 0	0- 0				

RPI 1-25				RPI 26-50				RPI 51-100				RPI 101+ Team's RPI: 308			
RPI	S	Opponent	Score	RPI	S	Opponent	Score	RPI	S	Opponent	Score	RPI	S	Opponent	Score
8	A	Tennessee	51 104					61	A	Miami (FL)	31 79	140	N	SFA	50 77
18	A	South Carolina	31 99					96	A	UAB	44 61	152	A	Southern Miss.	35 72
								98	H	South Ala.	47 59	183	A	Samford	39 58
												223	H	Troy	63 93
												256	A	Grambling	71 93
												268	H	Alabama A&M	69 78
												315	A	Jackson St.	61 70
												336	H	Ark.-Pine Bluff	63 54
												344	H	Mississippi Val.	76 41
												345	H	Savannah St.	81 61
LAST 12 Division I GAMES:															
268	H	Alabama A&M	69 78	61	A	Miami (FL)	31 79	8	A	Tennessee	51 104	152	A	Southern Miss.	35 72
336	H	Ark.-Pine Bluff	63 54	98	H	South Ala.	47 59	140	N	SFA	50 77	183	A	Samford	39 58
344	H	Mississippi Val.	76 41												
256	A	Grambling	71 93												
315	A	Jackson St.	61 70												
96	A	UAB	44 61												

Non-Div I Games: Mobile 61 50

Alabama St.

■ Loss,
 ■ Non-Conf,
 ■ S Site,
 ■ Home
 ■ Away
 N Neutral

Average RPI Win:	199	WON-LOST	WINNING	LAST 10	STRENGTH OF	OPP. STRENGTH	TEAM	ADJ.	CONF.	ADJ CONF.
Average RPI Loss:	62	RECORD	PCT. RANK	GAMES	SCHEDULE	OF SCHEDULE	RPI	RPI	RPI	RPI
DIV. I ONLY	16- 3	14	9- 1	150	206	52	52	20	20	
DIV. I NON-CONF.	11- 2	23	6- 0	182	146	50	50	23	23	

TOTALS	RPI 1-25	RPI 26-50	W-L RECORDS	RPI 51-100	RPI 101-999	RPI 201+				
16- 3	0- 0	0- 2	OVERALL	2- 0	14- 1	8- 0				
7- 1	0- 0	0- 1	HOME	2- 0	5- 0	2- 0				
7- 2	0- 0	0- 1	AWAY	0- 0	7- 1	6- 0				
2- 0	0- 0	0- 0	NEUTRAL	0- 0	2- 0	0- 0				
11- 2	0- 0	0- 2	NON-CONFERENCE	1- 0	10- 0	6- 0				
4- 1	0- 0	0- 1	HOME	1- 0	3- 0	2- 0				
5- 1	0- 0	0- 1	AWAY	0- 0	5- 0	4- 0				
2- 0	0- 0	0- 0	NEUTRAL	0- 0	2- 0	0- 0				
5- 1	0- 0	0- 0	CONFERENCE	1- 0	4- 1	2- 0				
3- 0	0- 0	0- 0	HOME	1- 0	2- 0	0- 0				
2- 1	0- 0	0- 0	AWAY	0- 0	2- 1	2- 0				
0- 0	0- 0	0- 0	NEUTRAL	0- 0	0- 0	0- 0				

RPI 1-25				RPI 26-50				RPI 51-100				RPI 101+			
RPI	S	Opponent	Score	RPI	S	Opponent	Score	RPI	S	Opponent	Score	RPI	S	Opponent	Score
				34	H	St. John's (NY)	66 71	72	H	Fordham	59 52	102	H	Dartmouth	76 61
				36	A	Maryland	58 91	81	H	Maine	68 54	112	N	Northern Ill.	97 91
												116	A	Hartford	55 70
												157	H	New Hampshire	66 53
												163	H	Binghamton	63 46
												169	N	Southern Ill.	68 57
												200	A	Siena	78 63
												216	A	Stony Brook	72 68
												218	A	Holy Cross	65 56
												225	H	St. Bonaventure	69 52
												236	A	Manhattan	62 56
												258	A	Monmouth	68 44
												302	A	Central Conn. St.	72 60
												317	H	Wagner	89 44
												348	A	UMass Lowell	61 52
LAST 12 Division I GAMES:															
				348	A	UMass Lowell	61 52	102	H	Dartmouth	76 61				
				163	H	Binghamton	63 46	112	N	Northern Ill.	97 91				
				81	H	Maine	68 54	169	N	Southern Ill.	68 57				
				216	A	Stony Brook	72 68	225	H	St. Bonaventure	69 52				
				157	H	New Hampshire	66 53	200	A	Siena	78 63				
				116	A	Hartford	55 70	236	A	Manhattan	62 56				

Non-Div I Games:

Albany (NY)

Average RPI Win: 317
Average RPI Loss: 194

WON-LOST
RECORD

WINNING
PCT. RANK

LAST 10
GAMES

STRENGTH OF
SCHEDULE

OPP. STRENGTH
OF SCHEDULE

TEAM
RPI

ADJ.
RPI

CONF.
RPI

ADJ CONF.
RPI

DIV. I ONLY	4- 10	282	3- 7	321	345	291	291	32	32
DIV. I NON-CONF.	1- 7	310	0- 5	169	328	279	279	32	32
<hr/>									
TOTALS	RPI 1-25	RPI 26-50	W-L RECORDS	RPI 51-100	RPI 101-999	RPI 201+			
4- 10	0- 0	0- 0	OVERALL	0- 0	4- 10	4- 3			
0- 2	0- 0	0- 0	HOME	0- 0	0- 2	0- 2			
4- 6	0- 0	0- 0	AWAY	0- 0	4- 2	4- 0			
0- 2	0- 0	0- 0	NEUTRAL	0- 0	0- 2	0- 0			
1- 7	0- 0	0- 0	NON-CONFERENCE	0- 0	1- 7	1- 0			
0- 0	0- 0	0- 0	HOME	0- 0	0- 0	0- 0			
1- 5	0- 0	0- 0	AWAY	0- 0	1- 5	1- 0			
0- 2	0- 0	0- 0	NEUTRAL	0- 0	0- 2	0- 0			
3- 3	0- 0	0- 0	CONFERENCE	0- 0	3- 3	3- 3			
0- 2	0- 0	0- 0	HOME	0- 0	0- 2	0- 2			
3- 1	0- 0	0- 0	AWAY	0- 0	3- 1	3- 1			
0- 0	0- 0	0- 0	NEUTRAL	0- 0	0- 0	0- 0			

RPI 1-25				RPI 26-50				RPI 51-100				RPI 101+ Team's RPI: 291			
RPI	S	Opponent	Score	RPI	S	Opponent	Score	RPI	S	Opponent	Score	RPI	S	Opponent	Score
												109	A	Central Ark.	52 75
												140	N	SFA	79 83
												148	A	Loui si ana	47 67
												152	A	Southern Mi ss.	67 72
												181	A	Wi chi ta St.	46 87
												190	A	Loui si ana Tech	50 87
												201	N	Oral Roberts	52 76
												244	A	Texas Southern	57 91
												256	H	Grambl ing	68 75
												289	A	Prai ri e Vi ew	73 72
												300	A	Southeastern La.	84 77
												315	H	Jackson St.	51 74
												336	A	Ark. -Pi ne Bl uff	80 77
												344	A	Mi ssi ssi ppi Val .	76 70
<hr/>															
LAST 12 Di vi si on I GAMES:															
												336	A	Ark. -Pi ne Bl uff	80 77
												344	A	Mi ssi ssi ppi Val .	76 70
												256	H	Grambl ing	68 75
												315	H	Jackson St.	51 74
												244	A	Texas Southern	57 91
												289	A	Prai ri e Vi ew	73 72
												190	A	Loui si ana Tech	50 87
												148	A	Loui si ana	47 67
												181	A	Wi chi ta St.	46 87
												201	N	Oral Roberts	52 76
												140	N	SFA	79 83
												152	A	Southern Mi ss.	67 72

Non-Di v I Games: Tougalo 76 64 Blue Mountain (MS) 76 35 LeMoyne-Owen 81 54

Alcorn

Loss, Non-Conf, S Site, H Home A Away N Neutral

Average RPI Win:	202	WON-LOST	WINNING	LAST 10	STRENGTH OF	OPP. STRENGTH	TEAM	ADJ.	CONF.	ADJ CONF.
Average RPI Loss:	79	RECORD	PCT. RANK	GAMES	SCHEDULE	OF SCHEDULE	RPI	RPI	RPI	RPI
DIV. I ONLY	14- 4	38	9- 1	182	164	65	65	15	15	
DIV. I NON-CONF.	7- 4	102	4- 1	207	130	100	100	18	18	

TOTALS	RPI 1-25	RPI 26-50	W-L RECORDS	RPI 51-100	RPI 101-999	RPI 201+				
14- 4	0- 1	0- 0	OVERALL	2- 2	12- 1	5- 0				
8- 0	0- 0	0- 0	HOME	2- 0	6- 0	1- 0				
6- 3	0- 0	0- 0	AWAY	0- 2	6- 1	4- 0				
0- 1	0- 1	0- 0	NEUTRAL	0- 0	0- 0	0- 0				
7- 4	0- 1	0- 0	NON-CONFERENCE	1- 2	6- 1	3- 0				
4- 0	0- 0	0- 0	HOME	1- 0	3- 0	1- 0				
3- 3	0- 0	0- 0	AWAY	0- 2	3- 1	2- 0				
0- 1	0- 1	0- 0	NEUTRAL	0- 0	0- 0	0- 0				
7- 0	0- 0	0- 0	CONFERENCE	1- 0	6- 0	2- 0				
4- 0	0- 0	0- 0	HOME	1- 0	3- 0	0- 0				
3- 0	0- 0	0- 0	AWAY	0- 0	3- 0	2- 0				
0- 0	0- 0	0- 0	NEUTRAL	0- 0	0- 0	0- 0				

American

American

RPI 1-25				RPI 26-50				RPI 51-100				RPI 101+			
RPI	S	Opponent	Score	RPI	S	Opponent	Score	RPI	S	Opponent	Score	RPI	S	Opponent	Score
20	N	Villanova	60 65					75	H	Penn St.	75 66	107	A	George Mason	53 71
								84	H	Navy	46 41	149	A	Tulsa	72 67
								91	A	George Washington	44 61	164	H	Lehigh	82 64
								99	A	Delaware	56 72	171	H	Boston U.	66 50
												180	H	La Salle	66 48
												192	A	Army West Point	64 46
												198	H	Denver	66 53
												199	H	Bucknell	68 58
												235	A	Loyola Maryland	71 58
												260	A	Colgate	77 55
												267	H	Youngstown St.	78 72
												314	A	Vermont	64 62
												337	A	UMBC	61 48

LAST 12 Division I GAMES:															
171	H	Boston U.	66 50	199	H	Bucknell	68 58	75	H	Penn St.	75 66				
164	H	Lehigh	82 64	91	A	George Washington	44 61	91	A	George Washington	44 61				
235	A	Loyola Maryland	71 58	198	H	Denver	66 53	267	H	Youngstown St.	78 72				
192	A	Army West Point	64 46	260	A	Colgate	77 55	337	A	UMBC	61 48				
84	H	Navy	46 41												

Non-Div I Games:

American

Average RPI Win:	306	WON-LOST	WINNING	LAST 10	STRENGTH OF	OPP. STRENGTH	TEAM	ADJ.	CONF.	ADJ CONF.
Average RPI Loss:	153	RECORD	PCT. RANK	GAMES	SCHEDULE	OF SCHEDULE	RPI	RPI	RPI	RPI
DIV. I ONLY	5- 12	278	4- 6	282	225	285	285	23	23	
DIV. I NON-CONF.	2- 9	295	2- 4	191	217	271	271	24	24	

TOTALS	RPI 1-25	RPI 26-50	W-L RECORDS	RPI 51-100	RPI 101-999	RPI 201+				
5- 12	0- 0	0- 0	OVERALL	0- 3	5- 9	5- 3				
2- 6	0- 0	0- 0	HOME	0- 2	2- 4	2- 0				
3- 6	0- 0	0- 0	AWAY	0- 0	3- 3	3- 2				
0- 0	0- 0	0- 0	NEUTRAL	0- 0	0- 0	0- 0				
2- 9	0- 0	0- 0	NON-CONFERENCE	0- 3	2- 6	2- 3				
0- 4	0- 0	0- 0	HOME	0- 2	0- 2	0- 0				
2- 5	0- 0	0- 0	AWAY	0- 1	2- 4	2- 3				
0- 0	0- 0	0- 0	NEUTRAL	0- 0	0- 0	0- 0				
3- 3	0- 0	0- 0	CONFERENCE	0- 0	3- 3	3- 0				
2- 2	0- 0	0- 0	HOME	0- 0	2- 2	2- 0				
1- 1	0- 0	0- 0	AWAY	0- 0	1- 1	1- 0				
0- 0	0- 0	0- 0	NEUTRAL	0- 0	0- 0	0- 0				

RPI 1-25				RPI 26-50				RPI 51-100				RPI 101+				Team's RPI: 285
RPI	S	Opponent	Score	RPI	S	Opponent	Score	RPI	S	Opponent	Score	RPI	S	Opponent	Score	
								60	H	Georgia Tech	41 75	101	A	Wake Forest	49 78	
								88	A	North Carolina	43 56	134	H	ETSU	57 70	
								96	H	UAB	59 70	144	H	Texas St.	54 69	
												148	A	Louisiana	45 61	
												156	H	Davidson	57 59	
												167	H	UT Arlington	60 64	
												218	A	Radford	40 61	
												233	A	Col. of Charleston	76 70	
												254	A	UNC Asheville	60 69	
												266	A	N.C. A&T	56 81	
												311	H	Georgia St.	77 62	
												326	H	Ga. Southern	87 56	
												330	A	La.-Monroe	71 67	
												331	A	Marshall	56 54	

LAST 12 Division I GAMES:																
				326	H	Ga. Southern	87 56	254	A	UNC Asheville	60 69					
				311	H	Georgia St.	77 62	331	A	Marshall	56 54					
				330	A	La.-Monroe	71 67	101	A	Wake Forest	49 78					
				148	A	Louisiana	45 61	88	A	North Carolina	43 56					
				167	H	UT Arlington	60 64	96	H	UAB	59 70					
				144	H	Texas St.	54 69	233	A	Col. of Charleston	76 70					

Non-Div I Games:

Appalachian St.

■ Loss,
 ■ Non-Conf,
 ■ S Site,
 ■ Home
 ■ A Away
 N Neutral

Average RPI	Win:	299	WON-LOST	WINNING	LAST 10	STRENGTH OF	OPP. STRENGTH	TEAM	ADJ.	CONF.	ADJ CONF.
Average RPI	Loss:	148	RECORD	PCT. RANK	GAMES	SCHEDULE	OF SCHEDULE	RPI	RPI	RPI	RPI
DIV. I ONLY		4- 13		294	2- 8	246	143	290	290	4	4
DIV. I NON-CONF.		4- 7		226	2- 4	343	297	341	341	3	3

TOTALS	RPI 1-25		RPI 26-50		W-L RECORDS	RPI 51-100		RPI 101-999		RPI 201+	
4- 13	0- 2		0- 1		OVERALL	0- 3		4- 7		4- 5	
3- 5	0- 1		0- 1		HOME	0- 0		3- 3		3- 3	
1- 7	0- 1		0- 0		AWAY	0- 2		1- 4		1- 2	
0- 1	0- 0		0- 0		NEUTRAL	0- 1		0- 0		0- 0	
4- 7	0- 0		0- 0		NON-CONFERENCE	0- 1		4- 6		4- 5	
3- 3	0- 0		0- 0		HOME	0- 0		3- 3		3- 3	
1- 3	0- 0		0- 0		AWAY	0- 0		1- 3		1- 2	
0- 1	0- 0		0- 0		NEUTRAL	0- 1		0- 0		0- 0	
0- 6	0- 2		0- 1		CONFERENCE	0- 2		0- 1		0- 0	
0- 2	0- 1		0- 1		HOME	0- 0		0- 0		0- 0	
0- 4	0- 1		0- 0		AWAY	0- 2		0- 1		0- 0	
0- 0	0- 0		0- 0		NEUTRAL	0- 0		0- 0		0- 0	

RPI	S	Opponent	Score	RPI	S	Opponent	Score	RPI	S	Opponent	Score	RPI	S	Opponent	Score	Team's RPI: 290
5	A	Oregon	44 62	32	H	Stanford	46 61	69	A	Oregon St.	48 88	111	A	Colorado	60 79	
23	H	Cal i forn i a	51 53					74	N	TCU	59 68	160	A	Loyol a Marymount	70 84	
								76	A	Utah	55 89	230	A	CSUN	63 66	
												234	H	Hawai i	60 65	
												255	H	San Di ego St.	67 78	
												264	H	New Mexico St.	83 44	
												296	A	Utah St.	65 49	
												303	H	Southern Utah	76 74	
												320	A	Northern Ari z.	66 84	
												333	H	Long Beach St.	72 80	
												334	H	Iona	71 58	

LAST 12 Di vi si on I GAMES:																
69	A	Oregon St.	48 88	303	H	Southern Utah	76 74									
5	A	Oregon	44 62	234	H	Hawai i	60 65									
23	H	Cal i forn i a	51 53	264	H	New Mexico St.	83 44									
32	H	Stanford	46 61	320	A	Northern Ari z.	66 84									
111	A	Col orado	60 79	255	H	San Di ego St.	67 78									
76	A	Utah	55 89	333	H	Long Beach St.	72 80									

Non-Di v I Games:

Ari zona

Average RPI Win: 150		WON-LOST		WINNING		LAST 10		STRENGTH OF		OPP. STRENGTH		TEAM		ADJ.		CONF.		ADJ CONF.	
Average RPI Loss: 19		RECORD		PCT. RANK		GAMES		SCHEDULE		OF SCHEDULE		RPI		RPI		RPI		RPI	
DIV. I ONLY		13- 5		65		7- 3		25		20		22		22		4		4	
DIV. I NON-CONF.		9- 3		61		5- 1		114		20		53		53		3		3	

TOTALS		RPI 1-25		RPI 26-50		W-L RECORDS		RPI 51-100		RPI 101-999		RPI 201+							
13- 5		1- 4		2- 0		OVERALL		2- 1		8- 0		5- 0							
9- 0		1- 0		2- 0		HOME		1- 0		5- 0		5- 0							
3- 3		0- 2		0- 0		AWAY		1- 1		2- 0		0- 0							
1- 2		0- 2		0- 0		NEUTRAL		0- 0		1- 0		0- 0							
9- 3		0- 3		1- 0		NON-CONFERENCE		1- 0		7- 0		5- 0							
7- 0		0- 0		1- 0		HOME		1- 0		5- 0		5- 0							
1- 1		0- 1		0- 0		AWAY		0- 0		1- 0		0- 0							
1- 2		0- 2		0- 0		NEUTRAL		0- 0		1- 0		0- 0							
4- 2		1- 1		1- 0		CONFERENCE		1- 1		1- 0		0- 0							
2- 0		1- 0		1- 0		HOME		0- 0		0- 0		0- 0							
2- 2		0- 1		0- 0		AWAY		1- 1		1- 0		0- 0							
0- 0		0- 0		0- 0		NEUTRAL		0- 0		0- 0		0- 0							

RPI	S	Opponent	Score	RPI	S	Opponent	Score	RPI	S	Opponent	Score	RPI	S	Opponent	Score
3	N	Mississippi St.	57 65	27	H	Buffalo	76 57	69	A	Oregon St.	54 57	111	A	Colorado	72 47
5	A	Oregon	64 74	32	H	Stanford	73 66	76	A	Utah	83 81	176	N	Col umbi a	72 48
6	A	Florida St.	66 77					80	H	Arkansas	89 43	178	A	Fresno St.	81 49
12	N	Green Bay	48 61									206	H	Idaho	77 33
23	H	Cal i forni a	80 71									221	H	UC Ri versi de	73 48
												260	H	Col gate	65 54
												269	H	Sacramento St.	106 58
												292	H	UTSA	74 42

Team's RPI: 22															
LAST 12 Division I GAMES:															
5	A	Oregon	64 74	80	H	Arkansas	89 43	6	A	Florida St.	66 77				
69	A	Oregon St.	54 57	206	H	Idaho	77 33	27	H	Buffal o	76 57				
32	H	Stanford	73 66	6	A	Florida St.	66 77	221	H	UC Ri versi de	73 48				
23	H	Cal i forni a	80 71	27	H	Buffal o	76 57	176	N	Col umbi a	72 48				
76	A	Utah	83 81												
111	A	Col orado	72 47												

Non-Div I Games:

Arizona St.

Average RPI Win:	344	WON-LOST	WINNING	LAST 10	STRENGTH OF	OPP. STRENGTH	TEAM	ADJ.	CONF.	ADJ CONF.
Average RPI Loss:	192	RECORD	PCT. RANK	GAMES	SCHEDULE	OF SCHEDULE	RPI	RPI	RPI	RPI
DIV. I ONLY	1- 12	337	1- 9	291	273	336	336	32	32	
DIV. I NON-CONF.	0- 8	337	0- 7	92	184	308	308	32	32	

TOTALS	RPI 1-25	RPI 26-50	W-L RECORDS	RPI 51-100	RPI 101-999	RPI 201+				
1- 12	0- 0	0- 1	OVERALL	0- 2	1- 9	1- 7				
0- 2	0- 0	0- 0	HOME	0- 0	0- 2	0- 2				
1- 8	0- 0	0- 0	AWAY	0- 0	1- 0	1- 0				
0- 2	0- 0	0- 0	NEUTRAL	0- 0	0- 2	0- 1				
0- 8	0- 0	0- 1	NON-CONFERENCE	0- 2	0- 5	0- 3				
0- 0	0- 0	0- 0	HOME	0- 0	0- 0	0- 0				
0- 6	0- 0	0- 1	AWAY	0- 2	0- 3	0- 2				
0- 2	0- 0	0- 0	NEUTRAL	0- 0	0- 2	0- 1				
1- 4	0- 0	0- 0	CONFERENCE	0- 0	1- 4	1- 4				
0- 2	0- 0	0- 0	HOME	0- 0	0- 2	0- 2				
1- 2	0- 0	0- 0	AWAY	0- 0	1- 2	1- 2				
0- 0	0- 0	0- 0	NEUTRAL	0- 0	0- 0	0- 0				

RPI 1-25				RPI 26-50				RPI 51-100				RPI 101+				Team's RPI: 336
RPI	S	Opponent	Score	RPI	S	Opponent	Score	RPI	S	Opponent	Score	RPI	S	Opponent	Score	
				30	A	Iowa	45 85	62	A	Dayton	43 81	149	A	Tulsa	37 87	
								73	A	Nebraska	52 73	162	N	Oakland	37 69	
												212	H	Southern U.	52 71	
												231	A	Texas Tech	47 74	
												237	A	Austin Peay	61 97	
												268	A	Alabama A&M	49 52	
												282	N	Towson	44 70	
												291	H	Alcorn	77 80	
												308	A	Alabama St.	54 63	
												344	A	Mississippi Val.	64 59	

LAST 12 Division I GAMES:																
291	H	Alcorn	77 80	282	N	Towson	44 70									
212	H	Southern U.	52 71	30	A	Iowa	45 85									
308	A	Alabama St.	54 63	149	A	Tulsa	37 87									
268	A	Alabama A&M	49 52	73	A	Nebraska	52 73									
344	A	Mississippi Val.	64 59	237	A	Austin Peay	61 97									
162	N	Oakland	37 69	62	A	Dayton	43 81									

Non-Div I Games: Tougalo 71 51 Philander Smith 81 73

Ark. -Pine Bluff

Average RPI Win:	201	WON-LOST	WINNING	LAST 10	STRENGTH OF	OPP. STRENGTH	TEAM	ADJ.	CONF.	ADJ CONF.
Average RPI Loss:	81	RECORD	PCT. RANK	GAMES	SCHEDULE	OF SCHEDULE	RPI	RPI	RPI	RPI
DIV. I ONLY	11- 8	128	5- 5	49	114	80	80	2	2	
DIV. I NON-CONF.	9- 4	82	4- 2	152	213	71	71	2	2	

TOTALS	RPI 1-25	RPI 26-50	W-L RECORDS	RPI 51-100	RPI 101-999	RPI 201+				
11- 8	0- 3	0- 0	OVERALL	1- 2	10- 3	4- 0				
8- 2	0- 0	0- 0	HOME	1- 1	7- 1	3- 0				
2- 6	0- 3	0- 0	AWAY	0- 1	2- 2	0- 0				
1- 0	0- 0	0- 0	NEUTRAL	0- 0	1- 0	1- 0				
9- 4	0- 1	0- 0	NON-CONFERENCE	0- 1	9- 2	4- 0				
7- 0	0- 0	0- 0	HOME	0- 0	7- 0	3- 0				
1- 4	0- 1	0- 0	AWAY	0- 1	1- 2	0- 0				
1- 0	0- 0	0- 0	NEUTRAL	0- 0	1- 0	1- 0				
2- 4	0- 2	0- 0	CONFERENCE	1- 1	1- 1	0- 0				
1- 2	0- 0	0- 0	HOME	1- 1	0- 1	0- 0				
1- 2	0- 2	0- 0	AWAY	0- 0	1- 0	0- 0				
0- 0	0- 0	0- 0	NEUTRAL	0- 0	0- 0	0- 0				

RPI 1-25				RPI 26-50				RPI 51-100				RPI 101+			
RPI	S	Opponent	Score	RPI	S	Opponent	Score	RPI	S	Opponent	Score	RPI	S	Opponent	Score
3	A	Mississippi St.	69 111					67	H	Alabama	76 83	113	A	Auburn	68 58
22	A	Arizona St.	43 89					73	A	Nebraska	69 80	122	A	Kansas	60 71
24	A	Georgia	65 78					95	H	Ole Miss	73 72	138	A	UTEP	61 64
												149	H	Tulsa	67 41
												167	H	UT Arlington	91 57
												183	H	Samford	84 63
												196	H	Florida	51 65
												197	H	Charlotte	73 72
												201	A	Oral Roberts	77 66
												240	H	Abilene Christian	79 65
												256	H	Grambling	79 62
												264	N	New Mexico St.	69 60
												342	H	Sam Houston St.	65 54

LAST 12 Division I GAMES:															
196	H	Florida	51 65	256	H	Grambling	79 62								
113	A	Auburn	68 58	22	A	Arizona St.	43 89								
24	A	Georgia	65 78	167	H	UT Arlington	91 57								
67	H	Alabama	76 83	149	H	Tulsa	67 41								
3	A	Mississippi St.	69 111	197	H	Charlotte	73 72								
95	H	Ole Miss	73 72	122	A	Kansas	60 71								

Non-Div I Games:

Arkansas

Loss,
Non-Conf, S Site,
H Home
A Away
N Neutral

Average RPI Win:	256	WON-LOST	WINNING	LAST 10	STRENGTH OF	OPP. STRENGTH	TEAM	ADJ.	CONF.	ADJ CONF.
Average RPI Loss:	109	RECORD	PCT. RANK	GAMES	SCHEDULE	OF SCHEDULE	RPI	RPI	RPI	RPI
DIV. I ONLY	9- 8	151	6- 4	259	163	202	202	23	23	
DIV. I NON-CONF.	5- 6	187	3- 3	161	102	166	166	24	24	

TOTALS	RPI 1-25	RPI 26-50	W-L RECORDS	RPI 51-100	RPI 101-999	RPI 201+				
9- 8	0- 1	0- 0	OVERALL	0- 3	9- 4	6- 0				
6- 3	0- 0	0- 0	HOME	0- 1	6- 2	4- 0				
3- 5	0- 1	0- 0	AWAY	0- 2	3- 2	2- 0				
0- 0	0- 0	0- 0	NEUTRAL	0- 0	0- 0	0- 0				
5- 6	0- 1	0- 0	NON-CONFERENCE	0- 3	5- 2	3- 0				
4- 1	0- 0	0- 0	HOME	0- 1	4- 0	3- 0				
1- 5	0- 1	0- 0	AWAY	0- 2	1- 2	0- 0				
0- 0	0- 0	0- 0	NEUTRAL	0- 0	0- 0	0- 0				
4- 2	0- 0	0- 0	CONFERENCE	0- 0	4- 2	3- 0				
2- 2	0- 0	0- 0	HOME	0- 0	2- 2	1- 0				
2- 0	0- 0	0- 0	AWAY	0- 0	2- 0	2- 0				
0- 0	0- 0	0- 0	NEUTRAL	0- 0	0- 0	0- 0				

RPI 1-25				RPI 26-50				RPI 51-100				RPI 101+				Team's RPI: 202
RPI	S	Opponent	Score	RPI	S	Opponent	Score	RPI	S	Opponent	Score	RPI	S	Opponent	Score	
19	A	South Fla.	55 98					71	H	Bel mont	52 83	138	H	UTEP	76 73	
								78	A	Indi ana	51 93	144	H	Texas St.	55 67	
								95	A	Ole Mi ss	48 74	148	H	Loui si ana	75 77	
												149	A	Tul sa	58 68	
												166	A	Pi ttsburgh	47 87	
												167	H	UT Arling ton	85 80	
												196	A	Fl ori da	70 69	
												242	H	UT Mart in	84 73	
												256	H	Grambl ing	76 56	
												311	A	Georgi a St.	75 58	
												326	A	Ga. Southern	71 62	
												330	H	La. -Monroe	76 62	
												341	H	Tennessee St.	68 62	
LAST 12 Division I GAMES:																
167	H	UT Arling ton	85 80	149	A	Tul sa	58 68									
144	H	Texas St.	55 67	256	H	Grambl ing	76 56									
311	A	Georgi a St.	75 58	71	H	Bel mont	52 83									
326	A	Ga. Southern	71 62	138	H	UTEP	76 73									
148	H	Loui si ana	75 77	95	A	Ole Mi ss	48 74									
330	H	La. -Monroe	76 62	341	H	Tennessee St.	68 62									

Non-Div I Games:

Arkansas St.

Average RPI	Win: 221	WON-LOST	WINNING	LAST 10	STRENGTH OF	OPP. STRENGTH	TEAM	ADJ.	CONF.	ADJ CONF.
Average RPI	Loss: 159	RECORD	PCT. RANK	GAMES	SCHEDULE	OF SCHEDULE	RPI	RPI	RPI	RPI
DIV. I ONLY	8- 9	192	2- 7	178	260	192	192	15	15	
DIV. I NON-CONF.	6- 4	122	2- 2	235	280	151	151	18	18	

TOTALS	RPI 1-25	RPI 26-50	W-L RECORDS	RPI 51-100	RPI 101-999	RPI 201+				
8- 9	0- 1	0- 0	OVERALL	0- 3	8- 5	5- 3				
4- 4	0- 0	0- 0	HOME	0- 2	4- 2	2- 1				
4- 5	0- 1	0- 0	AWAY	0- 1	4- 3	3- 2				
0- 0	0- 0	0- 0	NEUTRAL	0- 0	0- 0	0- 0				
6- 4	0- 1	0- 0	NON-CONFERENCE	0- 1	6- 2	3- 2				
4- 1	0- 0	0- 0	HOME	0- 1	4- 0	2- 0				
2- 3	0- 1	0- 0	AWAY	0- 0	2- 2	1- 2				
0- 0	0- 0	0- 0	NEUTRAL	0- 0	0- 0	0- 0				
2- 5	0- 0	0- 0	CONFERENCE	0- 2	2- 3	2- 1				
0- 3	0- 0	0- 0	HOME	0- 1	0- 2	0- 1				
2- 2	0- 0	0- 0	AWAY	0- 1	2- 1	2- 0				
0- 0	0- 0	0- 0	NEUTRAL	0- 0	0- 0	0- 0				

RPI 1-25				RPI 26-50				RPI 51-100				RPI 101+ Team's RPI: 192			
RPI	S	Opponent	Score	RPI	S	Opponent	Score	RPI	S	Opponent	Score	RPI	S	Opponent	Score
17	A	Marquette	53 83					65	H	American	46 64	102	H	Dartmouth	71 56
								84	A	Navy	44 70	133	A	Yale	82 65
								99	H	Delaware	59 70	163	H	Binghamton	73 61
												171	H	Boston U.	59 60
												199	A	Bucknell	36 60
												218	H	Holy Cross	62 70
												235	A	Loyola Maryland	69 62
												239	A	Lafayette	65 60
												245	H	LIU Brooklyn	71 37
												279	A	St. Francis Brooklyn	52 73
												295	A	Fairleigh Dickinson	56 58
												304	A	Air Force	65 59
												346	H	NJIT	79 49

LAST 12 Division I GAMES:															
218	H	Holy Cross	62 70	171	H	Boston U.	59 60								
84	A	Navy	44 70	17	A	Marquette	53 83								
239	A	Lafayette	65 60	99	H	Delaware	59 70								
65	H	American	46 64	304	A	Air Force	65 59								
199	A	Bucknell	36 60	102	H	Dartmouth	71 56								
235	A	Loyola Maryland	69 62	133	A	Yale	82 65								

Non-Div I Games: St. Joseph's (Brkln) 107 46

Average RPI	Win: 208	WON-LOST RECORD	WINNING PCT. RANK	LAST 10 GAMES	STRENGTH OF SCHEDULE	OPP. STRENGTH OF SCHEDULE	TEAM RPI	ADJ. RPI	CONF. RPI	ADJ CONF. RPI
Average RPI	Loss: 60									
DIV. I ONLY	9- 8	151	4- 5	96	66	113	113	2	2	
DIV. I NON-CONF.	8- 3	65	5- 0	257	157	114	114	2	2	

TOTALS	RPI 1-25	RPI 26-50	W-L RECORDS	RPI 51-100	RPI 101-999	RPI 201+				
9- 8	0- 3	0- 1	OVERALL	1- 3	8- 1	4- 0				
6- 2	0- 1	0- 0	HOME	0- 1	6- 0	4- 0				
2- 4	0- 2	0- 1	AWAY	1- 1	1- 0	0- 0				
1- 2	0- 0	0- 0	NEUTRAL	0- 1	1- 1	0- 0				
8- 3	0- 0	0- 0	NON-CONFERENCE	1- 2	7- 1	4- 0				
5- 0	0- 0	0- 0	HOME	0- 0	5- 0	4- 0				
2- 1	0- 0	0- 0	AWAY	1- 1	1- 0	0- 0				
1- 2	0- 0	0- 0	NEUTRAL	0- 1	1- 1	0- 0				
1- 5	0- 3	0- 1	CONFERENCE	0- 1	1- 0	0- 0				
1- 2	0- 1	0- 0	HOME	0- 1	1- 0	0- 0				
0- 3	0- 2	0- 1	AWAY	0- 0	0- 0	0- 0				
0- 0	0- 0	0- 0	NEUTRAL	0- 0	0- 0	0- 0				

RPI	S	Opponent	Score	RPI	S	Opponent	Score	RPI	S	Opponent	Score	RPI	S	Opponent	Score	Team's RPI: 113
8	A	Tennessee	59 70	45	A	LSU	56 59	63	A	Virginia Tech	63 72	148	A	Louisiana	70 60	
15	H	Texas A&M	73 82					78	A	Indiana	65 53	154	N	Georgetown	60 40	
18	A	South Carolina	63 71					80	H	Arkansas	58 68	165	N	Northwestern	48 49	
								87	N	Chattanooga	41 50	190	H	Louisiana Tech	75 59	
												196	H	Florida	84 55	
												212	H	Southern U.	65 47	
												266	H	N. C. A&T	63 53	
												300	H	Southeastern La.	80 46	
												330	H	La. -Monroe	67 41	

LAST 12 Division I GAMES:																
45	A	LSU	56 59	300	H	Southeastern La.	80 46									
80	H	Arkansas	58 68	212	H	Southern U.	65 47									
18	A	South Carolina	63 71	148	A	Louisiana	70 60									
15	H	Texas A&M	73 82	78	A	Indiana	65 53									
8	A	Tennessee	59 70	330	H	La. -Monroe	67 41									
196	H	Florida	84 55	87	N	Chattanooga	41 50									

Non-Div I Games: Xavier (LA) 70 44

Auburn

Average RPI Win:	288	WON-LOST	WINNING	LAST 10	STRENGTH OF	OPP. STRENGTH	TEAM	ADJ.	CONF.	ADJ CONF.
Average RPI Loss:	141	RECORD	PCT. RANK	GAMES	SCHEDULE	OF SCHEDULE	RPI	RPI	RPI	RPI
DIV. I ONLY	9- 7	136	4- 6	341	237	237	237	26	26	
DIV. I NON-CONF.	5- 4	146	2- 3	300	283	202	202	27	27	

TOTALS	RPI 1-25	RPI 26-50	W-L RECORDS	RPI 51-100	RPI 101-999	RPI 201+				
9- 7	0- 0	0- 1	OVERALL	0- 1	9- 5	9- 1				
5- 2	0- 0	0- 0	HOME	0- 0	5- 2	5- 0				
4- 5	0- 0	0- 0	AWAY	0- 0	4- 1	4- 0				
0- 0	0- 0	0- 0	NEUTRAL	0- 0	0- 0	0- 0				
5- 4	0- 0	0- 1	NON-CONFERENCE	0- 1	5- 2	5- 0				
2- 1	0- 0	0- 0	HOME	0- 0	2- 1	2- 0				
3- 3	0- 0	0- 1	AWAY	0- 1	3- 1	3- 0				
0- 0	0- 0	0- 0	NEUTRAL	0- 0	0- 0	0- 0				
4- 3	0- 0	0- 0	CONFERENCE	0- 0	4- 3	4- 1				
3- 1	0- 0	0- 0	HOME	0- 0	3- 1	3- 0				
1- 2	0- 0	0- 0	AWAY	0- 0	1- 2	1- 1				
0- 0	0- 0	0- 0	NEUTRAL	0- 0	0- 0	0- 0				

RPI 1-25				RPI 26-50				RPI 51-100				RPI 101+ Team's RPI: 237			
RPI	S	Opponent	Score	RPI	S	Opponent	Score	RPI	S	Opponent	Score	RPI	S	Opponent	Score
				39	A	Ball St.	57 89	79	A	Butler	54 75	117	H	Western Ill.	68 81
												119	A	Jacksonville St.	47 65
												150	H	SIUE	38 61
												159	A	Illinois	47 59
												208	H	Southeast Mo. St.	66 65
												242	H	UT Martin	69 62
												246	A	Lipscomb	71 63
												263	A	Northern Ky.	53 52
												268	A	Alabama A&M	55 52
												325	A	Tennessee Tech	59 63
												336	H	Ark. -Pine Bluff	97 61
												340	H	Eastern Ill.	69 59
												341	A	Tennessee St.	75 59
												347	H	Evansville	82 73
LAST 12 Division I GAMES:															
341	A	Tennessee St.	75 59	150	H	SIUE	38 61								
119	A	Jacksonville St.	47 65	39	A	Ball St.	57 89								
325	A	Tennessee Tech	59 63	159	A	Illinois	47 59								
208	H	Southeast Mo. St.	66 65	117	H	Western Ill.	68 81								
242	H	UT Martin	69 62	263	A	Northern Ky.	53 52								
340	H	Eastern Ill.	69 59	347	H	Evansville	82 73								

Non-Div I Games: Christian Bros. 73 50 Trevecca Nazarene 80 72

Austin Peay

Average RPI Win:	212	WON-LOST	WINNING	LAST 10	STRENGTH OF	OPP. STRENGTH	TEAM	ADJ.	CONF.	ADJ CONF.
Average RPI Loss:	107	RECORD	PCT. RANK	GAMES	SCHEDULE	OF SCHEDULE	RPI	RPI	RPI	RPI
DIV. I ONLY	11- 7	108	8- 2	180	118	110	110	12	12	
DIV. I NON-CONF.	5- 6	187	2- 3	128	121	172	172	10	10	

TOTALS	RPI 1-25	RPI 26-50	W-L RECORDS	RPI 51-100	RPI 101-999	RPI 201+				
11- 7	0- 2	0- 1	OVERALL	1- 1	10- 3	6- 1				
7- 2	0- 1	0- 0	HOME	1- 0	6- 1	4- 1				
4- 5	0- 1	0- 1	AWAY	0- 1	4- 2	2- 0				
0- 0	0- 0	0- 0	NEUTRAL	0- 0	0- 0	0- 0				
5- 6	0- 2	0- 1	NON-CONFERENCE	1- 0	4- 3	3- 1				
4- 2	0- 1	0- 0	HOME	1- 0	3- 1	3- 1				
1- 4	0- 1	0- 1	AWAY	0- 0	1- 2	0- 0				
0- 0	0- 0	0- 0	NEUTRAL	0- 0	0- 0	0- 0				
6- 1	0- 0	0- 0	CONFERENCE	0- 1	6- 0	3- 0				
3- 0	0- 0	0- 0	HOME	0- 0	3- 0	1- 0				
3- 1	0- 0	0- 0	AWAY	0- 1	3- 0	2- 0				
0- 0	0- 0	0- 0	NEUTRAL	0- 0	0- 0	0- 0				

RPI 1-25				RPI 26-50				RPI 51-100				RPI 101+ Team's RPI: 110			
RPI	S	Opponent	Score	RPI	S	Opponent	Score	RPI	S	Opponent	Score	RPI	S	Opponent	Score
23	A	Cal i forni a	45 70	33	A	Northern Colo.	74 79	66	A	Saint Mary's (CA)	49 57	130	A	Washington	72 80
24	H	Georgi a	63 79					76	H	Utah	77 68	131	H	Paci fic	77 65
												151	H	San Francisco	70 66
												160	A	Loyola Marymount	67 55
												174	A	Colorado St.	54 56
												193	A	Eastern Wash.	73 69
												211	A	Pepperdi ne	73 67
												229	H	Montana St.	75 54
												272	H	Santa Clara	65 47
												288	H	Utah Valley	75 54
												296	H	Utah St.	69 76
												303	H	Southern Utah	75 67
												322	A	Portland	72 58

LAST 12 Division I GAMES:															
160	A	Loyola Marymount	67 55	322	A	Portland	72 58	229	H	Montana St.	75 54	23	A	Cal i forni a	45 70
272	H	Santa Clara	65 47	296	H	Utah St.	69 76	76	H	Utah	77 68	174	A	Colorado St.	54 56
211	A	Pepperdi ne	73 67	76	H	Utah	77 68								
131	H	Paci fic	77 65												
151	H	San Francisco	70 66												
66	A	Saint Mary's (CA)	49 57												

Non-Div I Games:

BYU

Loss,
Non-Conf,
S Site,
H Home
A Away
N Neutral

Average RPI Win: 157

Average RPI Loss: 40

WON-LOST
RECORDWINNING
PCT. RANKLAST 10
GAMESSTRENGTH OF
SCHEDULEOPP. STRENGTH
OF SCHEDULETEAM
RPIADJ.
RPICONF.
RPIADJ CONF.
RPI

DIV. I ONLY	13- 3	25	6- 3	70	84	39	39	7	7
DIV. I NON-CONF.	10- 0	1	5- 0	168	89	19	19	8	8
<hr/>									
TOTALS	RPI 1-25	RPI 26-50	W-L RECORDS	RPI 51-100	RPI 101-999	RPI 201+			
13- 3	0- 0	1- 2	OVERALL	2- 1	10- 0	5- 0			
7- 2	0- 0	0- 2	HOME	2- 0	5- 0	3- 0			
6- 1	0- 0	1- 0	AWAY	0- 1	5- 0	2- 0			
0- 0	0- 0	0- 0	NEUTRAL	0- 0	0- 0	0- 0			
10- 0	0- 0	1- 0	NON-CONFERENCE	2- 0	7- 0	4- 0			
6- 0	0- 0	0- 0	HOME	2- 0	4- 0	3- 0			
4- 0	0- 0	1- 0	AWAY	0- 0	3- 0	1- 0			
0- 0	0- 0	0- 0	NEUTRAL	0- 0	0- 0	0- 0			
3- 3	0- 0	0- 2	CONFERENCE	0- 1	3- 0	1- 0			
1- 2	0- 0	0- 2	HOME	0- 0	1- 0	0- 0			
2- 1	0- 0	0- 0	AWAY	0- 1	2- 0	1- 0			
0- 0	0- 0	0- 0	NEUTRAL	0- 0	0- 0	0- 0			

RPI 1-25				RPI 26-50				Team's RPI: 39				RPI 51-100				RPI 101+			
RPI	S	Opponent	Score	RPI	S	Opponent	Score	RPI	S	Opponent	Score	RPI	S	Opponent	Score	RPI	S	Opponent	Score
27	H	Buffal o	80 84	27	H	Buffal o	80 84	51	A	Toledo	66 72	106	A	Cleveland St.	76 64				
41	H	Central Mi ch.	65 69	41	H	Central Mi ch.	65 69	56	H	Western Ky.	93 81	118	H	Miami (OH)	86 61				
46	A	Purdue	66 60	46	A	Purdue	66 60	79	H	Butler	87 75	123	H	Missouri St.	70 58				
												124	A	Bowling Green	84 73				
												127	A	Vanderbilt	88 79				
												208	H	Southeast Mo. St.	69 56				
												231	A	Akron	74 61				
												237	H	Austin Peay	89 57				
												246	H	Lipscomb	84 46				
												341	A	Tennessee St.	85 65				
LAST 12 Division I GAMES:																			
51	A	Toledo	66 72	51	A	Toledo	66 72	56	H	Western Ky.	93 81	56	H	Western Ky.	93 81				
27	H	Buffal o	80 84	27	H	Buffal o	80 84	237	H	Austin Peay	89 57	237	H	Austin Peay	89 57				
231	A	Akron	74 61	231	A	Akron	74 61	208	H	Southeast Mo. St.	69 56	208	H	Southeast Mo. St.	69 56				
124	A	Bowling Green	84 73	124	A	Bowling Green	84 73	46	A	Purdue	66 60	46	A	Purdue	66 60				
118	H	Miami (OH)	86 61	118	H	Miami (OH)	86 61	79	H	Butler	87 75	79	H	Butler	87 75				
41	H	Central Mi ch.	65 69	41	H	Central Mi ch.	65 69	341	A	Tennessee St.	85 65	341	A	Tennessee St.	85 65				

Non-Div I Games: Oakland City 126 55

Ball St.

Average RPI Win:	202	WON-LOST	WINNING	LAST 10	STRENGTH OF	OPP. STRENGTH	TEAM	ADJ.	CONF.	ADJ CONF.
Average RPI Loss:	49	RECORD	PCT. RANK	GAMES	SCHEDULE	OF SCHEDULE	RPI	RPI	RPI	RPI
DIV. I ONLY	16- 3	14	9- 1	247	86	71	71	26	26	
DIV. I NON-CONF.	9- 3	61	4- 1	154	22	54	54	27	27	

TOTALS	RPI 1-25	RPI 26-50	W-L RECORDS	RPI 51-100	RPI 101-999	RPI 201+				
16- 3	0- 0	1- 2	OVERALL	1- 1	14- 0	9- 0				
6- 1	0- 0	0- 0	HOME	0- 1	6- 0	4- 0				
8- 1	0- 0	0- 0	AWAY	0- 0	8- 0	5- 0				
2- 1	0- 0	1- 1	NEUTRAL	1- 0	0- 0	0- 0				
9- 3	0- 0	1- 2	NON-CONFERENCE	1- 1	7- 0	4- 0				
3- 1	0- 0	0- 0	HOME	0- 1	3- 0	2- 0				
4- 1	0- 0	0- 1	AWAY	0- 0	4- 0	2- 0				
2- 1	0- 0	1- 1	NEUTRAL	1- 0	0- 0	0- 0				
7- 0	0- 0	0- 0	CONFERENCE	0- 0	7- 0	5- 0				
3- 0	0- 0	0- 0	HOME	0- 0	3- 0	2- 0				
4- 0	0- 0	0- 0	AWAY	0- 0	4- 0	3- 0				
0- 0	0- 0	0- 0	NEUTRAL	0- 0	0- 0	0- 0				

RPI 1-25				RPI 26-50				RPI 51-100				Team's RPI: 71				RPI 101+			
RPI	S	Opponent	Score	RPI	S	Opponent	Score	RPI	S	Opponent	Score	RPI	S	Opponent	Score	RPI	S	Opponent	Score
				28	A	Oklahoma	73 96	54	N	Gonzaga	71 63	119	H	Jacksonville St.	71 55				
				32	N	Stanford	53 74	86	H	Wright St.	81 91	127	A	Vanderbilt	111 74				
				38	N	FGCU	75 65					149	A	Tulsa	90 65				
												150	A	SIUE	72 55				
												183	H	Samford	83 46				
												202	A	Arkansas St.	83 52				
												208	A	Southeast Mo. St.	67 57				
												242	A	UT Martin	65 63				
												246	A	Lipscomb	91 59				
												249	H	Presbyterian	90 48				
												293	H	Fort Wayne	74 42				
												306	H	Murray St.	70 65				
												325	H	Tennessee Tech	78 59				
												340	A	Eastern Ill.	86 58				
LAST 12 Division I GAMES:																			
				306	H	Murray St.	70 65	208	A	Southeast Mo. St.	67 57								
				340	A	Eastern Ill.	86 58	127	A	Vanderbilt	111 74								
				150	A	SIUE	72 55	86	H	Wright St.	81 91								
				119	H	Jacksonville St.	71 55	202	A	Arkansas St.	83 52								
				325	H	Tennessee Tech	78 59	246	A	Lipscomb	91 59								
				242	A	UT Martin	65 63	249	H	Presbyterian	90 48								

Non-Div I Games: Trevecca Nazarene 97 39

Belmont

Average RPI	Win:	260	WON-LOST	WINNING	LAST 10	STRENGTH OF	OPP. STRENGTH	TEAM	ADJ.	CONF.	ADJ CONF.
Average RPI	Loss:	176	RECORD	PCT. RANK	GAMES	SCHEDULE	OF SCHEDULE	RPI	RPI	RPI	RPI
DIV. I ONLY		10- 4		68	7- 2	339	296	209	209	31	31
DIV. I NON-CONF.		6- 4		122	4- 3	303	252	224	224	31	31

TOTALS	RPI 1-25		RPI 26-50		W-L RECORDS	RPI 51-100		RPI 101-999		RPI 201+	
10- 4	0- 0		0- 0		OVERALL	0- 1		10- 3		9- 2	
5- 2	0- 0		0- 0		HOME	0- 0		5- 2		5- 1	
3- 2	0- 0		0- 0		AWAY	0- 1		3- 1		3- 1	
2- 0	0- 0		0- 0		NEUTRAL	0- 0		2- 0		1- 0	
6- 4	0- 0		0- 0		NON-CONFERENCE	0- 1		6- 3		5- 2	
3- 2	0- 0		0- 0		HOME	0- 0		3- 2		3- 1	
1- 2	0- 0		0- 0		AWAY	0- 1		1- 1		1- 1	
2- 0	0- 0		0- 0		NEUTRAL	0- 0		2- 0		1- 0	
4- 0	0- 0		0- 0		CONFERENCE	0- 0		4- 0		4- 0	
2- 0	0- 0		0- 0		HOME	0- 0		2- 0		2- 0	
2- 0	0- 0		0- 0		AWAY	0- 0		2- 0		2- 0	
0- 0	0- 0		0- 0		NEUTRAL	0- 0		0- 0		0- 0	

RPI 1-25				RPI 26-50				RPI 51-100				RPI 101+				Team's RPI: 209
RPI	S	Opponent	Score	RPI	S	Opponent	Score	RPI	S	Opponent	Score	RPI	S	Opponent	Score	
								61	A	Miami (FL)	39 85	115	H	Jacksonville	58 68	
												144	N	Texas St.	62 56	
												212	H	Southern U.	68 56	
												222	N	Richmond	63 50	
												226	A	North Florida	63 70	
												228	A	Howard	59 55	
												252	H	Grand Canyon	69 60	
												275	A	FIU	77 59	
												289	H	Prairie View	77 52	
												300	H	Southeastern La.	58 60	
												309	A	UMES	55 48	
												332	H	Florida A&M	44 42	
												338	H	South Carolina St.	68 50	

LAST 12 Division I GAMES:																
332	H	Florida A&M	44 42	144	N	Texas St.	62 56									
309	A	UMES	55 48	115	H	Jacksonville	58 68									
228	A	Howard	59 55	212	H	Southern U.	68 56									
338	H	South Carolina St.	68 50	252	H	Grand Canyon	69 60									
61	A	Miami (FL)	39 85	226	A	North Florida	63 70									
222	N	Richmond	63 50	300	H	Southeastern La.	58 60									

Non-Div I Games: Edward Waters 101 60 Palm Beach Atl. 61 48

Bethune-Cookman

Average RPI Win:	222	WON-LOST	WINNING	LAST 10	STRENGTH OF	OPP. STRENGTH	TEAM	ADJ.	CONF.	ADJ CONF.
Average RPI Loss:	157	RECORD	PCT. RANK	GAMES	SCHEDULE	OF SCHEDULE	RPI	RPI	RPI	RPI
DIV. I ONLY	10- 7	119	7- 3	225	262	163	163	20	20	
DIV. I NON-CONF.	8- 4	87	5- 2	328	282	190	190	23	23	
<hr/>										
TOTALS	RPI 1-25	RPI 26-50	W-L RECORDS	RPI 51-100	RPI 101-999	RPI 201+				
10- 7	0- 0	0- 0	OVERALL	1- 1	9- 6	6- 1				
4- 3	0- 0	0- 0	HOME	0- 0	4- 3	1- 1				
5- 3	0- 0	0- 0	AWAY	1- 1	4- 2	4- 0				
1- 1	0- 0	0- 0	NEUTRAL	0- 0	1- 1	1- 0				
8- 4	0- 0	0- 0	NON-CONFERENCE	0- 0	8- 4	6- 0				
3- 1	0- 0	0- 0	HOME	0- 0	3- 1	1- 0				
4- 2	0- 0	0- 0	AWAY	0- 0	4- 2	4- 0				
1- 1	0- 0	0- 0	NEUTRAL	0- 0	1- 1	1- 0				
2- 3	0- 0	0- 0	CONFERENCE	1- 1	1- 2	0- 1				
1- 2	0- 0	0- 0	HOME	0- 0	1- 2	0- 1				
1- 1	0- 0	0- 0	AWAY	1- 1	0- 0	0- 0				
0- 0	0- 0	0- 0	NEUTRAL	0- 0	0- 0	0- 0				

RPI 1-25				RPI 26-50				RPI 51-100				RPI 101+				Team's RPI: 163
RPI	S	Opponent	Score	RPI	S	Opponent	Score	RPI	S	Opponent	Score	RPI	S	Opponent	Score	
								52	A	Albany (NY)	46 63	102	H	Dartmouth	80 64	
								81	A	Maine	66 62	116	H	Hartford	64 59	
												121	H	Penn	77 72	
												133	H	Yale	69 73	
												149	N	Tulsa	55 60	
												157	H	New Hampshire	61 63	
												192	A	Army West Point	61 73	
												199	A	Bucknell	59 64	
												216	H	Stony Brook	59 67	
												271	A	Rider	76 54	
												283	A	Cornell	66 58	
												287	A	Bryant	55 47	
												303	A	Southern Utah	72 66	
												309	N	UMES	68 51	
												346	H	NJIT	67 36	
<hr/>																
LAST 12 Division I GAMES:																
				216	H	Stony Brook	59 67	271	A	Rider	76 54					
				52	A	Albany (NY)	46 63	283	A	Cornell	66 58					
				116	H	Hartford	64 59	346	H	NJIT	67 36					
				157	H	New Hampshire	61 63	287	A	Bryant	55 47					
				81	A	Maine	66 62	133	H	Yale	69 73					
				102	H	Dartmouth	80 64	199	A	Bucknell	59 64					

Non-Div I Games: SUNY Cortland 90 36

Binghamton

Average RPI Win:	199	WON-LOST	WINNING	LAST 10	STRENGTH OF	OPP. STRENGTH	TEAM	ADJ.	CONF.	ADJ CONF.
Average RPI Loss:	141	RECORD	PCT. RANK	GAMES	SCHEDULE	OF SCHEDULE	RPI	RPI	RPI	RPI
DIV. I ONLY	9- 7	136	6- 4	221	132	177	177	16	16	
DIV. I NON-CONF.	4- 5	202	3- 2	320	131	272	272	16	16	

TOTALS	RPI 1-25	RPI 26-50	W-L RECORDS	RPI 51-100	RPI 101-999	RPI 201+				
9- 7	0- 0	0- 1	OVERALL	0- 3	9- 3	3- 2				
4- 4	0- 0	0- 1	HOME	0- 2	4- 1	0- 1				
5- 1	0- 0	0- 0	AWAY	0- 1	5- 0	3- 0				
0- 2	0- 0	0- 0	NEUTRAL	0- 0	0- 2	0- 1				
4- 5	0- 0	0- 1	NON-CONFERENCE	0- 1	4- 3	1- 2				
2- 3	0- 0	0- 1	HOME	0- 1	2- 1	0- 1				
2- 0	0- 0	0- 0	AWAY	0- 0	2- 0	1- 0				
0- 2	0- 0	0- 0	NEUTRAL	0- 0	0- 2	0- 1				
5- 2	0- 0	0- 0	CONFERENCE	0- 2	5- 0	2- 0				
2- 1	0- 0	0- 0	HOME	0- 1	2- 0	0- 0				
3- 1	0- 0	0- 0	AWAY	0- 1	3- 0	2- 0				
0- 0	0- 0	0- 0	NEUTRAL	0- 0	0- 0	0- 0				

RPI 1-25				RPI 26-50				RPI 51-100				RPI 101+ Team's RPI: 177			
RPI	S	Opponent	Score	RPI	S	Opponent	Score	RPI	S	Opponent	Score	RPI	S	Opponent	Score
				49	H	Washington St.	53 61	55	H	Wyoming	51 66	104	H	UNLV	69 60
								59	A	New Mexico	83 100	130	H	Washington	85 62
								66	H	Saint Mary's (CA)	72 74	142	H	Saint Francis (PA)	87 59
												174	A	Colorado St.	62 58
												178	H	Fresno St.	75 66
												189	N	San Diego	52 72
												193	A	Eastern Wash.	61 57
												250	H	CSU Bakersfield	59 65
												255	A	San Diego St.	86 70
												296	A	Utah St.	64 42
												320	N	Northern Ariz.	60 62
												322	A	Portland	73 47
LAST 12 Division I GAMES:															
296	A	Utah St.	64 42	174	A	Colorado St.	62 58	142	H	Saint Francis (PA)	87 59	250	H	CSU Bakersfield	59 65
255	A	San Diego St.	86 70	49	H	Washington St.	53 61	322	A	Portland	73 47	130	H	Washington	85 62
178	H	Fresno St.	75 66	55	H	Wyoming	51 66								
59	A	New Mexico	83 100												
104	H	UNLV	69 60												

Non-Div I Games: Corban 94 50 Northwest Chrst. 83 51

Boi se St.

Average RPI Win:	144	WON-LOST	WINNING	LAST 10	STRENGTH OF	OPP. STRENGTH	TEAM	ADJ.	CONF.	ADJ CONF.
Average RPI Loss:	112	RECORD	PCT. RANK	GAMES	SCHEDULE	OF SCHEDULE	RPI	RPI	RPI	RPI
DIV. I ONLY	6- 12	263	3- 7	40	71	172	172	1	1	
DIV. I NON-CONF.	5- 8	220	2- 5	105	168	201	201	1	1	

TOTALS	RPI 1-25	RPI 26-50	W-L RECORDS	RPI 51-100	RPI 101-999	RPI 201+				
6- 12	0- 1	1- 2	OVERALL	2- 3	3- 6	2- 1				
5- 4	0- 0	1- 1	HOME	2- 2	2- 1	1- 1				
1- 8	0- 1	0- 1	AWAY	0- 1	1- 4	1- 0				
0- 0	0- 0	0- 0	NEUTRAL	0- 0	0- 0	0- 0				
5- 8	0- 0	1- 1	NON-CONFERENCE	1- 2	3- 5	2- 1				
4- 3	0- 0	1- 0	HOME	1- 2	2- 1	1- 1				
1- 5	0- 0	0- 1	AWAY	0- 0	1- 4	1- 0				
0- 0	0- 0	0- 0	NEUTRAL	0- 0	0- 0	0- 0				
1- 4	0- 1	0- 1	CONFERENCE	1- 1	0- 1	0- 0				
1- 1	0- 0	0- 1	HOME	1- 0	0- 0	0- 0				
0- 3	0- 1	0- 0	AWAY	0- 1	0- 1	0- 0				
0- 0	0- 0	0- 0	NEUTRAL	0- 0	0- 0	0- 0				

RPI	S	Opponent	Score	RPI	S	Opponent	Score	RPI	S	Opponent	Score	RPI	S	Opponent	Score	Team's RPI: 172
2	A	Notre Dame	60 89	42	H	Houston	79 74	63	A	Virginia Tech	58 89	102	A	Dartmouth	57 68	
				44	H	Virginia	57 68	72	H	Fordham	55 52	125	A	Clemson	61 65	
				50	A	Minnesota	68 78	81	H	Maine	40 61	157	H	New Hampshire	64 55	
								88	H	North Carolina	77 64	158	A	Providence	55 63	
								100	H	Seton Hall	53 73	171	A	Boston U.	57 61	
												176	A	Columbia	60 68	
												218	A	Holy Cross	70 61	
												277	H	Fairfield	58 66	
												287	H	Bryant	65 42	

LAST 12 Division I GAMES:																
125	A	Clemson	61 65	158	A	Providence	55 63	157	H	New Hampshire	64 55	100	H	Seton Hall	53 73	
2	A	Notre Dame	60 89	176	A	Columbia	60 68	218	A	Holy Cross	70 61	277	H	Fairfield	58 66	
44	H	Virginia	57 68	287	H	Bryant	65 42									
88	H	North Carolina	77 64													
63	A	Virginia Tech	58 89													
81	H	Maine	40 61													

Non-Div I Games:

Boston College

RPI 1-25				RPI 26-50				RPI 51-100				RPI 101+				Team's RPI: 171	
RPI	S	Opponent	Score	RPI	S	Opponent	Score	RPI	S	Opponent	Score	RPI	S	Opponent	Score		
								53	H	UCF	32 47	157	A	New Hampshire	57 72		
								65	A	American	50 66	164	A	Lehigh	58 74		
								92	A	Brown	68 92	172	H	Boston College	61 57		
								94	A	Harvard	70 80	192	A	Army West Point	60 59		
								99	A	Delaware	85 79	194	H	Marist	52 80		
												199	H	Bucknell	58 63		
												204	H	Northeastern	74 73		
												218	H	Holy Cross	57 60		
												235	H	Loyola Maryland	75 56		
												260	A	Colgate	62 49		
												287	A	Bryant	78 61		
												314	A	Vermont	57 41		
LAST 12 Division I GAMES:																	
				65	A	American	50 66	192	A	Army West Point	60 59						
				218	H	Holy Cross	57 60	92	A	Brown	68 92						
				260	A	Colgate	62 49	53	H	UCF	32 47						
				164	A	Lehigh	58 74	194	H	Marist	52 80						
				235	H	Loyola Maryland	75 56	314	A	Vermont	57 41						
				199	H	Bucknell	58 63	287	A	Bryant	78 61						

Boston U.

Average RPI Win:	208	WON-LOST	WINNING	LAST 10	STRENGTH OF	OPP. STRENGTH	TEAM	ADJ.	CONF.	ADJ CONF.
Average RPI Loss:	125	RECORD	PCT. RANK	GAMES	SCHEDULE	OF SCHEDULE	RPI	RPI	RPI	RPI
DIV. I ONLY	9- 7	136	3- 6	123	198	124	124	7	7	
DIV. I NON-CONF.	7- 3	74	3- 2	167	313	94	94	8	8	

TOTALS	RPI 1-25	RPI 26-50	W-L RECORDS	RPI 51-100	RPI 101-999	RPI 201+				
9- 7	0- 0	0- 3	OVERALL	0- 1	9- 3	5- 2				
4- 3	0- 0	0- 1	HOME	0- 0	4- 2	2- 2				
3- 4	0- 0	0- 2	AWAY	0- 1	3- 1	2- 0				
2- 0	0- 0	0- 0	NEUTRAL	0- 0	2- 0	1- 0				
7- 3	0- 0	0- 1	NON-CONFERENCE	0- 0	7- 2	4- 1				
3- 1	0- 0	0- 0	HOME	0- 0	3- 1	2- 1				
2- 2	0- 0	0- 1	AWAY	0- 0	2- 1	1- 0				
2- 0	0- 0	0- 0	NEUTRAL	0- 0	2- 0	1- 0				
2- 4	0- 0	0- 2	CONFERENCE	0- 1	2- 1	1- 1				
1- 2	0- 0	0- 1	HOME	0- 0	1- 1	0- 1				
1- 2	0- 0	0- 1	AWAY	0- 1	1- 0	1- 0				
0- 0	0- 0	0- 0	NEUTRAL	0- 0	0- 0	0- 0				

RPI 1-25				RPI 26-50				RPI 51-100				RPI 101+ Team's RPI: 124			
RPI	S	Opponent	Score	RPI	S	Opponent	Score	RPI	S	Opponent	Score	RPI	S	Opponent	Score
				37	A	South Dakota St.	44 76	93	A	Western Mi ch.	58 67	126	H	Kent St.	60 50
				39	H	Bal l St.	73 84					141	H	Xavi er	63 53
				41	A	Central Mi ch.	54 90					143	A	Robert Morris	64 62
												146	A	Cinci nnati	51 75
												186	N	Norfol k St.	59 50
												210	H	Eastern Mi ch.	52 54
												220	N	Fla. Atlantic	66 55
												231	A	Akron	66 64
												247	H	Val parai so	90 77
												281	A	Detroi t Mercy	85 81
												298	H	Eastern Ky.	77 60
												310	H	Can i si us	57 71
LAST 12 Division I GAMES:															
				126	H	Kent St.	60 50	146	A	Cinci nnati	51 75				
				231	A	Akron	66 64	37	A	South Dakota St.	44 76				
				41	A	Central Mi ch.	54 90	141	H	Xavi er	63 53				
				39	H	Bal l St.	73 84	247	H	Val parai so	90 77				
				210	H	Eastern Mi ch.	52 54	220	N	Fla. Atlantic	66 55				
				93	A	Western Mi ch.	58 67	186	N	Norfol k St.	59 50				

Non-Div I Games: Ferris St. 82 73

Bowling Green

■ Loss,
 ■ Non-Conf,
 ■ S Site,
 ■ Home
 ■ Away
 N Neutral

Average RPI	Win: 256	WON-LOST RECORD	WINNING PCT. RANK	LAST 10 GAMES	STRENGTH OF SCHEDULE	OPP. STRENGTH OF SCHEDULE	TEAM RPI	ADJ. RPI	CONF. RPI	ADJ CONF. RPI
Average RPI	Loss: 127									
DIV. I ONLY	8- 7	147	6- 4	228	241	184	184	24	24	
DIV. I NON-CONF.	5- 5	170	3- 4	201	243	181	181	22	22	

TOTALS	RPI 1-25	RPI 26-50	W-L RECORDS	RPI 51-100	RPI 101-999	RPI 201+				
8- 7	0- 1	0- 0	OVERALL	0- 0	8- 6	7- 1				
3- 3	0- 0	0- 0	HOME	0- 0	3- 3	2- 0				
4- 4	0- 1	0- 0	AWAY	0- 0	4- 3	4- 1				
1- 0	0- 0	0- 0	NEUTRAL	0- 0	1- 0	1- 0				
5- 5	0- 1	0- 0	NON-CONFERENCE	0- 0	5- 4	4- 1				
3- 1	0- 0	0- 0	HOME	0- 0	3- 1	2- 0				
1- 4	0- 1	0- 0	AWAY	0- 0	1- 3	1- 1				
1- 0	0- 0	0- 0	NEUTRAL	0- 0	1- 0	1- 0				
3- 2	0- 0	0- 0	CONFERENCE	0- 0	3- 2	3- 0				
0- 2	0- 0	0- 0	HOME	0- 0	0- 2	0- 0				
3- 0	0- 0	0- 0	AWAY	0- 0	3- 0	3- 0				
0- 0	0- 0	0- 0	NEUTRAL	0- 0	0- 0	0- 0				

RPI 1-25				RPI 26-50				RPI 51-100				RPI 101+ Team's RPI: 184			
RPI	S	Opponent	Score	RPI	S	Opponent	Score	RPI	S	Opponent	Score	RPI	S	Opponent	Score
12	A	Green Bay	40 72									106	H	Cleveland St.	65 67
												112	A	Northern Ill.	52 76
												117	H	Western Ill.	87 80
												123	H	Missouri St.	65 71
												159	A	Illinois	62 74
												169	H	Southern Ill.	62 63
												208	A	Southeast Mo. St.	53 57
												238	H	Omaha	69 56
												243	A	Illinois St.	62 42
												247	A	Valparaiso	88 69
												253	N	Nicholls St.	75 65
												286	A	Loyola Chicago	59 57
												327	H	Ill.-Chicago	58 48
												340	A	Eastern Ill.	67 52

LAST 12 Division I GAMES:															
123	H	Missouri St.	65 71	106	H	Cleveland St.	65 67								
169	H	Southern Ill.	62 63	12	A	Green Bay	40 72								
247	A	Valparaiso	88 69	340	A	Eastern Ill.	67 52								
286	A	Loyola Chicago	59 57	327	H	Ill.-Chicago	58 48								
243	A	Illinois St.	62 42	112	A	Northern Ill.	52 76								
117	H	Western Ill.	87 80	208	A	Southeast Mo. St.	53 57								

Non-Div I Games: Lincoln (MO) 88 44

Bradley

Average RPI Win:	223	WON-LOST	WINNING	LAST 10	STRENGTH OF	OPP. STRENGTH	TEAM	ADJ.	CONF.	ADJ CONF.
Average RPI Loss:	78	RECORD	PCT. RANK	GAMES	SCHEDULE	OF SCHEDULE	RPI	RPI	RPI	RPI
DIV. I ONLY	11- 2	13	8- 1	305	136	92	92	9	9	
DIV. I NON-CONF.	11- 1	13	9- 1	322	134	88	88	9	9	

TOTALS	RPI 1-25	RPI 26-50	W-L RECORDS	RPI 51-100	RPI 101-999	RPI 201+				
11- 2	0- 1	0- 0	OVERALL	0- 0	11- 1	7- 0				
4- 1	0- 1	0- 0	HOME	0- 0	4- 0	3- 0				
5- 1	0- 0	0- 0	AWAY	0- 0	5- 1	3- 0				
2- 0	0- 0	0- 0	NEUTRAL	0- 0	2- 0	1- 0				
11- 1	0- 1	0- 0	NON-CONFERENCE	0- 0	11- 0	7- 0				
4- 1	0- 1	0- 0	HOME	0- 0	4- 0	3- 0				
5- 0	0- 0	0- 0	AWAY	0- 0	5- 0	3- 0				
2- 0	0- 0	0- 0	NEUTRAL	0- 0	2- 0	1- 0				
0- 1	0- 0	0- 0	CONFERENCE	0- 0	0- 1	0- 0				
0- 0	0- 0	0- 0	HOME	0- 0	0- 0	0- 0				
0- 1	0- 0	0- 0	AWAY	0- 0	0- 1	0- 0				
0- 0	0- 0	0- 0	NEUTRAL	0- 0	0- 0	0- 0				

RPI 1-25				RPI 26-50				RPI 51-100				Team's RPI: 92				RPI 101+			
RPI	S	Opponent	Score	RPI	S	Opponent	Score	RPI	S	Opponent	Score	RPI	S	Opponent	Score	RPI	S	Opponent	Score
23	H	Cal i forni a	79 89													131	A	Paci fi c	74 57
																133	A	Yale	63 77
																155	N	Hampton	73 66
																158	A	Provi dence	64 59
																171	H	Boston U.	92 68
																218	H	Hol y Cross	82 78
																228	A	Howard	85 81
																259	H	Sacred Heart	102 77
																260	A	Col gate	83 73
																287	H	Bryant	85 62
																287	N	Bryant	72 60
																302	A	Central Conn. St.	78 55
LAST 12 Division I GAMES:																			
133	A	Yale	63 77	158	A	Provi dence	64 59												
228	A	Howard	85 81	218	H	Hol y Cross	82 78												
171	H	Boston U.	92 68	131	A	Paci fi c	74 57												
260	A	Col gate	83 73	155	N	Hampton	73 66												
259	H	Sacred Heart	102 77	23	H	Cal i forni a	79 89												
287	N	Bryant	72 60	302	A	Central Conn. St.	78 55												

Non-Div I Games: Johnson & Wales (RI) 100 79

Brown

Average RPI Win:	294	WON-LOST	WINNING	LAST 10	STRENGTH OF	OPP. STRENGTH	TEAM	ADJ.	CONF.	ADJ CONF.
Average RPI Loss:	161	RECORD	PCT. RANK	GAMES	SCHEDULE	OF SCHEDULE	RPI	RPI	RPI	RPI
DIV. I ONLY	4- 12	289	4- 6	243	285	287	287	28	28	
DIV. I NON-CONF.	1- 10	327	1- 6	118	242	289	289	28	28	

TOTALS	RPI 1-25	RPI 26-50	W-L RECORDS	RPI 51-100	RPI 101-999	RPI 201+				
4- 12	0- 0	0- 0	OVERALL	0- 4	4- 8	4- 3				
1- 6	0- 0	0- 0	HOME	0- 0	1- 6	1- 2				
2- 5	0- 0	0- 0	AWAY	0- 3	2- 2	2- 1				
1- 1	0- 0	0- 0	NEUTRAL	0- 1	1- 0	1- 0				
1- 10	0- 0	0- 0	NON-CONFERENCE	0- 4	1- 6	1- 1				
0- 4	0- 0	0- 0	HOME	0- 0	0- 4	0- 0				
0- 5	0- 0	0- 0	AWAY	0- 3	0- 2	0- 1				
1- 1	0- 0	0- 0	NEUTRAL	0- 1	1- 0	1- 0				
3- 2	0- 0	0- 0	CONFERENCE	0- 0	3- 2	3- 2				
1- 2	0- 0	0- 0	HOME	0- 0	1- 2	1- 2				
2- 0	0- 0	0- 0	AWAY	0- 0	2- 0	2- 0				
0- 0	0- 0	0- 0	NEUTRAL	0- 0	0- 0	0- 0				

RPI 1-25				RPI 26-50				RPI 51-100				RPI 101+ Team's RPI: 287			
RPI	S	Opponent	Score	RPI	S	Opponent	Score	RPI	S	Opponent	Score	RPI	S	Opponent	Score
								81	A	Maine	68 70	116	H	Hartford	47 59
								89	A	James Madison	36 67	157	H	New Hampshire	65 74
								92	A	Brown	62 85	163	H	Binghamton	47 55
								92	N	Brown	60 72	171	H	Boston U.	61 78
												172	A	Boston College	42 65
												218	A	Holy Cross	57 59
												259	A	Sacred Heart	81 73
												262	H	Mt. St. Mary's	63 68
												295	A	Fairleigh Dickinson	65 48
												302	H	Central Conn. St.	66 50
												317	H	Wagner	66 75
												321	N	Rhode Island	58 52
LAST 12 Division I GAMES:															
259	A	Sacred Heart	81 73	116	H	Hartford	47 59	163	H	Binghamton	47 55	92	N	Brown	60 72
295	A	Fairleigh Dickinson	65 48	321	N	Rhode Island	58 52	171	H	Boston U.	61 78	218	A	Holy Cross	57 59
302	H	Central Conn. St.	66 50												
262	H	Mt. St. Mary's	63 68												
317	H	Wagner	66 75												
89	A	James Madison	36 67												

Non-Div I Games:

Bryant

Average RPI Win:	244	WON-LOST	WINNING	LAST 10	STRENGTH OF	OPP. STRENGTH	TEAM	ADJ.	CONF.	ADJ CONF.
Average RPI Loss:	143	RECORD	PCT. RANK	GAMES	SCHEDULE	OF SCHEDULE	RPI	RPI	RPI	RPI
DIV. I ONLY	10- 8	143	5- 5	279	172	199	199	15	15	
DIV. I NON-CONF.	6- 5	153	3- 2	293	191	209	209	18	18	

TOTALS	RPI 1-25	RPI 26-50	W-L RECORDS	RPI 51-100	RPI 101-999	RPI 201+				
10- 8	0- 0	0- 0	OVERALL	0- 3	10- 5	7- 2				
6- 3	0- 0	0- 0	HOME	0- 0	6- 3	4- 2				
4- 5	0- 0	0- 0	AWAY	0- 3	4- 2	3- 0				
0- 0	0- 0	0- 0	NEUTRAL	0- 0	0- 0	0- 0				
6- 5	0- 0	0- 0	NON-CONFERENCE	0- 2	6- 3	5- 1				
3- 2	0- 0	0- 0	HOME	0- 0	3- 2	2- 1				
3- 3	0- 0	0- 0	AWAY	0- 2	3- 1	3- 0				
0- 0	0- 0	0- 0	NEUTRAL	0- 0	0- 0	0- 0				
4- 3	0- 0	0- 0	CONFERENCE	0- 1	4- 2	2- 1				
3- 1	0- 0	0- 0	HOME	0- 0	3- 1	2- 1				
1- 2	0- 0	0- 0	AWAY	0- 1	1- 1	0- 0				
0- 0	0- 0	0- 0	NEUTRAL	0- 0	0- 0	0- 0				

RPI 1-25				RPI 26-50				RPI 51-100				RPI 101+ Team's RPI: 199			
RPI	S	Opponent	Score	RPI	S	Opponent	Score	RPI	S	Opponent	Score	RPI	S	Opponent	Score
								64	A	Drexel	54 63	153	H	Saint Joseph's	53 77
								65	A	American	58 68	163	H	Binghamton	64 59
								72	A	Fordham	62 71	164	A	Lehigh	62 66
												166	A	Pittsburgh	39 57
												171	A	Boston U.	63 58
												192	H	Army West Point	60 36
												225	H	St. Bonaventure	48 59
												231	H	Akron	63 52
												235	H	Loyola Maryland	65 68
												239	H	Lafayette	83 53
												260	H	Colgate	77 57
												267	A	Youngstown St.	66 60
												271	A	Rider	76 71
												310	H	Canisius	76 57
												334	A	Iona	60 53

LAST 12 Division I GAMES:															
235	H	Loyola Maryland	65 68	65	A	American	58 68	166	A	Pittsburgh	39 57	163	H	Binghamton	64 59
260	H	Colgate	77 57	72	A	Fordham	62 71	334	A	Iona	60 53	235	H	Loyola Maryland	65 68
164	A	Lehigh	62 66	163	H	Binghamton	64 59	310	H	Canisius	76 57	239	H	Lafayette	83 53
239	H	Lafayette	83 53	171	A	Boston U.	63 58					260	H	Colgate	77 57
192	H	Army West Point	60 36									267	A	Youngstown St.	66 60
171	A	Boston U.	63 58									271	A	Rider	76 71

Non-Div I Games:

Bucknell

Average RPI Win:	144	WON-LOST	WINNING	LAST 10	STRENGTH OF	OPP. STRENGTH	TEAM	ADJ.	CONF.	ADJ CONF.
Average RPI Loss:	112	RECORD	PCT. RANK	GAMES	SCHEDULE	OF SCHEDULE	RPI	RPI	RPI	RPI
DIV. I ONLY	14- 3	20	8- 2	108	43	27	27	7	7	
DIV. I NON-CONF.	9- 2	34	5- 1	159	52	37	37	8	8	

TOTALS	RPI 1-25	RPI 26-50	W-L RECORDS	RPI 51-100	RPI 101-999	RPI 201+				
14- 3	0- 1	2- 0	OVERALL	4- 0	8- 2	4- 1				
5- 0	0- 0	0- 0	HOME	2- 0	3- 0	2- 0				
6- 3	0- 1	2- 0	AWAY	1- 0	3- 2	2- 1				
3- 0	0- 0	0- 0	NEUTRAL	1- 0	2- 0	0- 0				
9- 2	0- 1	1- 0	NON-CONFERENCE	2- 0	6- 1	3- 1				
3- 0	0- 0	0- 0	HOME	1- 0	2- 0	2- 0				
3- 2	0- 1	1- 0	AWAY	0- 0	2- 1	1- 1				
3- 0	0- 0	0- 0	NEUTRAL	1- 0	2- 0	0- 0				
5- 1	0- 0	1- 0	CONFERENCE	2- 0	2- 1	1- 0				
2- 0	0- 0	0- 0	HOME	1- 0	1- 0	0- 0				
3- 1	0- 0	1- 0	AWAY	1- 0	1- 1	1- 0				
0- 0	0- 0	0- 0	NEUTRAL	0- 0	0- 0	0- 0				

RPI 1-25				RPI 26-50				Team's RPI: 27				RPI 51-100				RPI 101+			
RPI	S	Opponent	Score	RPI	S	Opponent	Score	RPI	S	Opponent	Score	RPI	S	Opponent	Score	RPI	S	Opponent	Score
22	A	Ari zona St.	57 76	34	A	St. John's (NY)	73 72	73	N	Nebraska	82 72	104	N	UNLV	80 53				
				39	A	Ball St.	84 80	85	A	Ohio	67 63	112	A	Northern Ill.	84 86				
								93	H	Western Mich.	71 49	118	H	Miami (OH)	72 67				
								99	H	Del aware	87 73	125	N	Clemson	61 41				
												176	A	Col umbi a	65 63				
												203	A	Niagara	62 75				
												225	A	St. Bonaventure	76 59				
												231	A	Akron	89 66				
												309	H	UMES	76 41				
												310	H	Can i si us	73 47				
LAST 12 Division I GAMES:																			
85	A	Ohio	67 63	34	A	St. John's (NY)	73 72	203	A	Niagara	62 75								
39	A	Ball St.	84 80					225	A	St. Bonaventure	76 59								
118	H	Miami (OH)	72 67					176	A	Col umbi a	65 63								
112	A	Northern Ill.	84 86					310	H	Can i si us	73 47								
93	H	Western Mich.	71 49					104	N	UNLV	80 53								
231	A	Akron	89 66																

Non-Div I Games:

Buffalo

Butler

Butler			Through Games Of Jan. 18, 2018									
Average RPI	Win:	195	WON-LOST RECORD	WINNING PCT. RANK	LAST 10 GAMES	STRENGTH OF SCHEDULE	OPP. STRENGTH OF SCHEDULE	TEAM RPI	ADJ. RPI	CONF. RPI	ADJ CONF. RPI	
Average RPI	Loss:	48										
DIV. I ONLY			11- 8	128	6- 4	74	57	79	79	6	6	
DIV. I NON-CONF.			8- 4	87	4- 1	146	155	75	75	5	5	

TOTALS		RPI 1-25		RPI 26-50		W-L RECORDS		RPI 51-100		RPI 101-999		RPI 201+
11- 8		1- 2		0- 4		OVERALL		2- 1		8- 1		6- 0
5- 2		0- 0		0- 1		HOME		1- 0		4- 1		3- 0
5- 4		1- 2		0- 2		AWAY		0- 0		4- 0		3- 0
1- 2		0- 0		0- 1		NEUTRAL		1- 1		0- 0		0- 0
8- 4		0- 1		0- 2		NON-CONFERENCE		1- 1		7- 0		6- 0
4- 0		0- 0		0- 0		HOME		0- 0		4- 0		3- 0
3- 2		0- 1		0- 1		AWAY		0- 0		3- 0		3- 0
1- 2		0- 0		0- 1		NEUTRAL		1- 1		0- 0		0- 0
3- 4		1- 1		0- 2		CONFERENCE		1- 0		1- 1		0- 0
1- 2		0- 0		0- 1		HOME		1- 0		0- 1		0- 0
2- 2		1- 1		0- 1		AWAY		0- 0		1- 0		0- 0
0- 0		0- 0		0- 0		NEUTRAL		0- 0		0- 0		0- 0

Butler

RPI 1-25				RPI 26-50				RPI 51-100				Team's RPI: 79				RPI 101+			
RPI	S	Opponent	Score	RPI	S	Opponent	Score	RPI	S	Opponent	Score	RPI	S	Opponent	Score	RPI	S	Opponent	Score
17	A	Marquette	67 69	29	A	DePaul	65 87	63	N	Virginia Tech	79 77	141	H	Xavier	62 69				
19	A	South Fla.	55 71	34	H	St. John's (NY)	55 73	64	N	Drexel	62 76	154	A	Georgetown	66 57				
20	A	Villanova	76 53	39	A	Ball St.	75 87	100	H	Seton Hall	66 48	187	H	Wisconsin	69 62				
				40	N	West Virginia	68 75					237	H	Austin Peay	75 54				
												243	A	Illinois St.	56 45				
												246	H	Lipscomb	70 58				
												286	H	Loyola Chicago	64 52				
												301	A	Indiana St.	60 51				
												306	A	Murray St.	88 59				

LAST 12 Division I GAMES:																			
29	A	DePaul	65 87	141	H	Xavier	62 69	301	A	Indiana St.	60 51	286	H	Loyola Chicago	64 52				
17	A	Marquette	67 69	34	H	St. John's (NY)	55 73	187	H	Wisconsin	69 62	243	A	Illinois St.	56 45				
100	H	Seton Hall	66 48	154	A	Georgetown	66 57	39	A	Ball St.	75 87								
20	A	Villanova	76 53																

Non-Div I Games:

Butler

Average RPI		Winn: 272	WON-LOST RECORD	WINNING PCT. RANK	LAST 10 GAMES	STRENGTH OF SCHEDULE	OPP. STRENGTH OF SCHEDULE	TEAM RPI	ADJ. RPI	CONF. RPI	ADJ. CONF. RPI
DIV. I ONLY	185		6- 10	242	4- 5	289	283	250	250	30	30
DIV. I NON-CONF.			4- 8	239	2- 5	264	234	246	246	30	30
TOTALS		RPI 1-25		RPI 26-50	W-L RECORDS		RPI 51-100	RPI 101-999		RPI 201+	
6- 10	0- 0		0- 1	OVERALL		0- 1	6- 8	5- 6			
3- 2	0- 0		0- 0	HOME		0- 0	3- 2	3- 2			
3- 8	0- 0		0- 1	AWAY		0- 1	3- 6	2- 4			
0- 0	0- 0		0- 0	NEUTRAL		0- 0	0- 0	0- 0			
4- 8	0- 0		0- 1	NON-CONFERENCE		0- 1	4- 6	3- 4			
2- 1	0- 0		0- 0	HOME		0- 0	2- 1	2- 1			
2- 7	0- 0		0- 1	AWAY		0- 1	2- 5	1- 3			
0- 0	0- 0		0- 0	NEUTRAL		0- 0	0- 0	0- 0			
2- 2	0- 0		0- 0	CONFERENCE		0- 0	2- 2	2- 2			
1- 1	0- 0		0- 0	HOME		0- 0	1- 1	1- 1			
1- 1	0- 0		0- 0	AWAY		0- 0	1- 1	1- 1			
0- 0	0- 0		0- 0	NEUTRAL		0- 0	0- 0	0- 0			

RPI 1-25				RPI 26-50				RPI 51-100				RPI 101+				Team's RPI: 250	
RPI	S	Opponent	Score	RPI	S	Opponent	Score	RPI	S	Opponent	Score	RPI	S	Opponent	Score		
				32	A	Stanford	34 57	97	A	South Dakota	50 66	138	A	UTEP	56 67		
												168	A	Cal Poly	57 59		
												177	A	Boise St.	65 59		
												205	H	UC Irvine	59 72		
												207	A	SMU	29 41		
												221	A	UC Riverside	65 68		
												238	H	Omaha	52 43		
												257	A	San Jose St.	57 67		
												261	H	UMKC	58 60		
												264	A	New Mexico St.	48 56		
												288	H	Utah Valley	63 58		
												303	A	Southern Utah	46 45		
												312	H	Cal St. Fullerton	55 43		
												313	A	UTRGV	67 64		
LAST 12 Division I GAMES:																	
				261	H	UMKC	58 60	177	A	Boise St.	65 59						
				264	A	New Mexico St.	48 56	238	H	Omaha	52 43						
				313	A	UTRGV	67 64	97	A	South Dakota	50 66						
				288	H	Utah Valley	63 58	221	A	UC Riverside	65 68						
				205	H	UC Irvine	59 72	207	A	SMU	29 41						
				168	A	Cal Poly	57 59	303	A	Southern Utah	46 45						

Non-Div I Games:	Fresno Pacific	74	63	Whittier	72	35
------------------	----------------	----	----	----------	----	----

CSU Bakersfield

■ Loss, ■ Non-Conf, S Site, H Home A Away N Neutral

C
S
U
N

CSUN				Through Games Of Jan. 18, 2018						
Average RPI Win: 255		WON-LOST RECORD	WINNING PCT. RANK	LAST 10 GAMES	STRENGTH OF SCHEDULE	OPP. STRENGTH OF SCHEDULE	TEAM RPI	ADJ. RPI	CONF. RPI	ADJ CONF. RPI
Average RPI Loss: 165										
DIV. I ONLY		8- 9	192	6- 3	238	280	230	230	21	21
DIV. I NON-CONF.		6- 7	184	5- 2	214	259	230	230	21	21

TOTALS		RPI 1-25	RPI 26-50	W-L RECORDS	RPI 51-100	RPI 101-999	RPI 201+			
8- 9	0- 1		0- 0	OVERALL	0- 1	8- 7	6- 4			
5- 4	0- 0		0- 0	HOME	0- 0	5- 4	4- 3			
3- 4	0- 1		0- 0	AWAY	0- 0	3- 3	2- 1			
0- 1	0- 0		0- 0	NEUTRAL	0- 1	0- 0	0- 0			
6- 7	0- 1		0- 0	NON-CONFERENCE	0- 1	6- 5	4- 3			
4- 3	0- 0		0- 0	HOME	0- 0	4- 3	3- 2			
2- 3	0- 1		0- 0	AWAY	0- 0	2- 2	1- 1			
0- 1	0- 0		0- 0	NEUTRAL	0- 1	0- 0	0- 0			
2- 2	0- 0		0- 0	CONFERENCE	0- 0	2- 2	2- 1			
1- 1	0- 0		0- 0	HOME	0- 0	1- 1	1- 1			
1- 1	0- 0		0- 0	AWAY	0- 0	1- 1	1- 0			
0- 0	0- 0		0- 0	NEUTRAL	0- 0	0- 0	0- 0			

C
S
U
N

RPI 1-25				RPI 26-50				RPI 51-100				RPI 101+ Team's RPI: 230			
RPI S	Opponent	Score		RPI S	Opponent	Score		RPI S	Opponent	Score		RPI S	Opponent	Score	
5	A Oregon	43	91					82	N Milwaukee	50	58	132	H Weber St.	61	64
												160	A Loyola Marymount	75	68
												168	A Cal Poly	71	84
												178	H Fresno St.	85	72
												182	A New Orleans	73	76
												206	H Idaho	75	80
												213	H UC Santa Barbara	73	74
												214	H Seattle U	67	62
												238	H Omaha	60	68
												255	A San Diego St.	55	58
												257	A San Jose St.	76	59
												290	H Arizona	66	63
												312	A Cal St. Fullerton	70	68
												312	H Cal St. Fullerton	65	41
												320	H Northern Ariz.	78	69

LAST 12 Division I GAMES:															
312	H	Cal St. Fullerton	65	41	320	H	Northern Ariz.	78	69						
168	A	Cal Poly	71	84	160	A	Loyola Marymount	75	68						
213	H	UC Santa Barbara	73	74	257	A	San Jose St.	76	59						
312	A	Cal St. Fullerton	70	68	178	H	Fresno St.	85	72						
214	H	Seattle U	67	62	132	H	Weber St.	61	64						
238	H	Omaha	60	68	290	H	Arizona	66	63						

Non-Div I Games: Biola 68 51

CSUN

Average RPI Win: 237

Average RPI Loss: 158

WON-LOST
RECORDWINNING
PCT. RANKLAST 10
GAMESSTRENGTH OF
SCHEDULEOPP. STRENGTH
OF SCHEDULETEAM
RPIADJ.
RPICONF.
RPIADJ CONF.
RPI

DIV. I ONLY	8- 7	147	6- 4	229	253	168	168	21	21
DIV. I NON-CONF.	5- 6	187	4- 3	212	291	199	199	21	21
<hr/>									
TOTALS	RPI 1-25	RPI 26-50	W-L RECORDS	RPI 51-100	RPI 101-999	RPI 201+			
8- 7	0- 0	0- 1	OVERALL	0- 1	8- 5	7- 2			
5- 1	0- 0	0- 0	HOME	0- 0	5- 1	4- 0			
3- 6	0- 0	0- 1	AWAY	0- 1	3- 4	3- 2			
0- 0	0- 0	0- 0	NEUTRAL	0- 0	0- 0	0- 0			
5- 6	0- 0	0- 1	NON-CONFERENCE	0- 1	5- 4	4- 1			
3- 1	0- 0	0- 0	HOME	0- 0	3- 1	2- 0			
2- 5	0- 0	0- 1	AWAY	0- 1	2- 3	2- 1			
0- 0	0- 0	0- 0	NEUTRAL	0- 0	0- 0	0- 0			
3- 1	0- 0	0- 0	CONFERENCE	0- 0	3- 1	3- 1			
2- 0	0- 0	0- 0	HOME	0- 0	2- 0	2- 0			
1- 1	0- 0	0- 0	AWAY	0- 0	1- 1	1- 1			
0- 0	0- 0	0- 0	NEUTRAL	0- 0	0- 0	0- 0			

RPI 1-25				RPI 26-50				RPI 51-100				RPI 101+ Team's RPI: 168			
RPI	S	Opponent	Score	RPI	S	Opponent	Score	RPI	S	Opponent	Score	RPI	S	Opponent	Score
				50	A	Minnesota	68 112	66	A	Saint Mary's (CA)	64 82	143	H	Robert Morris	50 66
												151	A	San Francisco	71 83
												151	H	San Francisco	88 83
												193	A	Eastern Wash.	72 75
												205	H	UC Irvine	79 76
												213	A	UC Santa Barbara	68 73
												221	A	UC Riverside	87 82
												230	H	CSUN	84 71
												250	H	CSU Bakersfield	59 57
												252	H	Grand Canyon	75 69
												265	A	North Dakota St.	73 69
												288	A	Utah Valley	70 89
												320	A	Northern Ariz.	89 73
<hr/>															
LAST 12 Division I GAMES:															
				205	H	UC Irvine	79 76	265	A	North Dakota St.	73 69				
				230	H	CSUN	84 71	50	A	Minnesota	68 112				
				213	A	UC Santa Barbara	68 73	193	A	Eastern Wash.	72 75				
				221	A	UC Riverside	87 82	320	A	Northern Ariz.	89 73				
				250	H	CSU Bakersfield	59 57	151	H	San Francisco	88 83				
				288	A	Utah Valley	70 89	143	H	Robert Morris	50 66				

Non-Div I Games: Cal St. Monterey Bay 77 44

Cal Poly

Average RPI		Win: 290	WON-LOST RECORD	WINNING PCT. RANK	LAST 10 GAMES	STRENGTH OF SCHEDULE	OPP. STRENGTH OF SCHEDULE	TEAM RPI	ADJ. RPI	CONF. RPI	ADJ. CONF. RPI
Loss: 209											
DIV. I ONLY			6- 11	251	4- 5	337	300	312	312	21	21
DIV. I NON-CONF.			4- 8	239	2- 4	330	318	301	301	21	21
TOTALS		RPI 1-25		RPI 26-50		W-L RECORDS	RPI 51-100	RPI 101-999		RPI 201+	
6- 11	0- 0		0- 0		OVERALL	0- 0	6- 11		6- 7		
4- 3	0- 0		0- 0		HOME	0- 0	4- 3		4- 1		
2- 7	0- 0		0- 0		AWAY	0- 0	2- 7		2- 6		
0- 1	0- 0		0- 0		NEUTRAL	0- 0	0- 1		0- 0		
4- 8	0- 0		0- 0		NON-CONFERENCE	0- 0	4- 8		4- 4		
2- 2	0- 0		0- 0		HOME	0- 0	2- 2		2- 0		
2- 5	0- 0		0- 0		AWAY	0- 0	2- 5		2- 4		
0- 1	0- 0		0- 0		NEUTRAL	0- 0	0- 1		0- 0		
2- 3	0- 0		0- 0		CONFERENCE	0- 0	2- 3		2- 3		
2- 1	0- 0		0- 0		HOME	0- 0	2- 1		2- 1		
0- 2	0- 0		0- 0		AWAY	0- 0	0- 2		0- 2		
0- 0	0- 0		0- 0		NEUTRAL	0- 0	0- 0		0- 0		

RPI 1-25				RPI 26-50				RPI 51-100				RPI 101+				Team's RPI: 312	
RPI	S	Opponent	Score	RPI	S	Opponent	Score	RPI	S	Opponent	Score	RPI	S	Opponent	Score		
												131	A	Paci fi c	65	81	
												138	H	UTEP	91	92	
												198	H	Denver	58	83	
												201	N	Oral Roberts	50	60	
												206	A	Idaho	60	80	
												221	A	UC Ri versi de	50	63	
												230	A	CSUN	41	65	
												230	H	CSUN	68	70	
												234	H	Hawai i	69	57	
												241	A	Montana	47	68	
												250	A	CSU Bakersfi el d	43	55	
												255	A	San Di ego St.	58	59	
												272	A	Santa Cla ra	73	69	
												288	A	Utah Valley	73	36	
												292	H	UTSA	55	46	
												322	H	Portland	66	61	
												333	H	Long Beach St.	67	61	
LAST 12 Division I GAMES:																	
				230	A	CSUN	41	65	288	A	Utah Valley	73	36				
				221	A	UC Ri versi de	50	63	292	H	UTSA	55	46				
				333	H	Long Beach St.	67	61	206	A	Idaho	60	80				
				230	H	CSUN	68	70	201	N	Oral Roberts	50	60				
				234	H	Hawai i	69	57	241	A	Montana	47	68				
				138	H	UTEP	91	92	198	H	Denver	58	83				

Cal St. Fullerton

Average RPI Win: 148		WON-LOST	WINNING	LAST 10	STRENGTH OF		OPP. STRENGTH	TEAM	ADJ.	CONF.	ADJ CONF.
Average RPI Loss: 12		RECORD	PCT. RANK	GAMES	SCHEDULE		OF SCHEDULE	RPI	RPI	RPI	RPI
DIV. I ONLY		13- 4	43	8- 2	26		34	23	23	4	4
DIV. I NON-CONF.		9- 2	34	6- 0	15		85	12	12	3	3

TOTALS		RPI 1-25		RPI 26-50	W-L RECORDS		RPI 51-100	RPI 101-999		RPI 201+	
13- 4		0- 4		2- 0	OVERALL		2- 0	9- 0		4- 0	
8- 2		0- 2		2- 0	HOME		1- 0	5- 0		2- 0	
5- 2		0- 2		0- 0	AWAY		1- 0	4- 0		2- 0	
0- 0		0- 0		0- 0	NEUTRAL		0- 0	0- 0		0- 0	
9- 2		0- 2		0- 0	NON-CONFERENCE		2- 0	7- 0		3- 0	
5- 1		0- 1		0- 0	HOME		1- 0	4- 0		2- 0	
4- 1		0- 1		0- 0	AWAY		1- 0	3- 0		1- 0	
0- 0		0- 0		0- 0	NEUTRAL		0- 0	0- 0		0- 0	
4- 2		0- 2		2- 0	CONFERENCE		0- 0	2- 0		1- 0	
3- 1		0- 1		2- 0	HOME		0- 0	1- 0		0- 0	
1- 1		0- 1		0- 0	AWAY		0- 0	1- 0		1- 0	
0- 0		0- 0		0- 0	NEUTRAL		0- 0	0- 0		0- 0	

RPI	S	Opponent	Score	RPI	S	Opponent	Score	RPI	S	Opponent	Score	RPI	S	Opponent	Score
1	A	UConn	47 82	35	H	Southern Cal i forni a	76 64	66	H	Saint Mary's (CA)	87 80	108	A	Kentucky	62 52
10	H	UCLA	46 82	49	H	Washington St.	66 60	92	A	Brown	89 79	110	H	BYU	70 45
13	H	Missouri	52 55									130	H	Washington	69 60
22	A	Arizona St.	71 80									131	A	Pacific	92 85
												189	H	San Diego	89 64
												214	H	Seattle U	87 67
												236	H	Manhattan	87 66
												272	A	Santa Clara	79 41
												290	A	Arizona	53 51

LAST 12 Division I GAMES:															
49	H	Washington St.	66 60	108	A	Kentucky	62 52	110	H	BYU	70 45	131	A	Pacific	92 85
130	H	Washington	69 60	189	H	San Diego	89 64	272	A	Santa Clara	79 41	214	H	Seattle U	87 67
290	A	Arizona	53 51	214	H	Seattle U	87 67								
22	A	Arizona St.	71 80												
10	H	UCLA	46 82												
35	H	Southern Cal i forni a	76 64												

Non-Div I Games:

Cal i forni a

Average RPI Win:	297	WON-LOST	WINNING	LAST 10	STRENGTH OF	OPP. STRENGTH	TEAM	ADJ.	CONF.	ADJ CONF.
Average RPI Loss:	174	RECORD	PCT. RANK	GAMES	SCHEDULE	OF SCHEDULE	RPI	RPI	RPI	RPI
DIV. I ONLY	7- 7	165	4- 5	331	279	270	270	29	29	
DIV. I NON-CONF.	5- 4	146	3- 3	313	261	227	227	29	29	

TOTALS	RPI 1-25	RPI 26-50	W-L RECORDS	RPI 51-100	RPI 101-999	RPI 201+				
7- 7	0- 0	0- 0	OVERALL	0- 1	7- 6	7- 3				
3- 4	0- 0	0- 0	HOME	0- 1	3- 3	3- 1				
4- 3	0- 0	0- 0	AWAY	0- 0	4- 2	4- 2				
0- 0	0- 0	0- 0	NEUTRAL	0- 0	0- 0	0- 0				
5- 4	0- 0	0- 0	NON-CONFERENCE	0- 1	5- 3	5- 1				
2- 2	0- 0	0- 0	HOME	0- 1	2- 1	2- 0				
3- 2	0- 0	0- 0	AWAY	0- 0	3- 2	3- 1				
0- 0	0- 0	0- 0	NEUTRAL	0- 0	0- 0	0- 0				
2- 3	0- 0	0- 0	CONFERENCE	0- 0	2- 3	2- 2				
1- 2	0- 0	0- 0	HOME	0- 0	1- 2	1- 1				
1- 1	0- 0	0- 0	AWAY	0- 0	1- 1	1- 1				
0- 0	0- 0	0- 0	NEUTRAL	0- 0	0- 0	0- 0				

RPI 1-25				RPI 26-50				RPI 51-100				RPI 101+				Team's RPI: 270
RPI	S	Opponent	Score	RPI	S	Opponent	Score	RPI	S	Opponent	Score	RPI	S	Opponent	Score	
								77	H	Mercer	57 58	105	H	High Point	53 62	
												122	A	Kansas	48 66	
												186	H	Norfolk St.	27 53	
												227	A	UNCG	72 61	
												228	A	Howard	61 63	
												233	A	Col. of Charleston	53 45	
												249	A	Presbyterian	59 65	
												254	H	UNC Asheville	52 60	
												299	H	USC Upstate	69 49	
												323	A	N.C. Central	58 51	
												324	H	Western Caro.	58 51	
												329	H	Charleston So.	58 49	
												343	A	Winthrop	72 48	
LAST 12 Division I GAMES:																
105	H	High Point	53 62	323	A	N.C. Central	58 51									
249	A	Presbyterian	59 65	186	H	Norfolk St.	27 53									
329	H	Charleston So.	58 49	324	H	Western Caro.	58 51									
343	A	Winthrop	72 48	77	H	Mercer	57 58									
254	H	UNC Asheville	52 60	227	A	UNCG	72 61									
228	A	Howard	61 63	233	A	Col. of Charleston	53 45									

Non-Div I Games: Columbia Int'l 78 39 William Peace 94 42

Campbell

Average RPI Win:	244	WON-LOST	WINNING	LAST 10	STRENGTH OF	OPP. STRENGTH	TEAM	ADJ.	CONF.	ADJ CONF.
Average RPI Loss:	208	RECORD	PCT. RANK	GAMES	SCHEDULE	OF SCHEDULE	RPI	RPI	RPI	RPI
DIV. I ONLY	5- 13	285	3- 7	309	309	310	310	25	25	
DIV. I NON-CONF.	2- 9	295	0- 5	193	295	294	294	25	25	

TOTALS	RPI 1-25	RPI 26-50	W-L RECORDS	RPI 51-100	RPI 101-999	RPI 201+				
5- 13	0- 0	0- 1	OVERALL	0- 0	5- 12	3- 8				
2- 6	0- 0	0- 0	HOME	0- 0	2- 6	1- 5				
3- 6	0- 0	0- 0	AWAY	0- 0	3- 1	2- 0				
0- 1	0- 0	0- 0	NEUTRAL	0- 0	0- 1	0- 0				
2- 9	0- 0	0- 1	NON-CONFERENCE	0- 0	2- 8	1- 4				
1- 4	0- 0	0- 0	HOME	0- 0	1- 4	1- 3				
1- 4	0- 0	0- 1	AWAY	0- 0	1- 3	0- 1				
0- 1	0- 0	0- 0	NEUTRAL	0- 0	0- 1	0- 0				
3- 4	0- 0	0- 0	CONFERENCE	0- 0	3- 4	2- 4				
1- 2	0- 0	0- 0	HOME	0- 0	1- 2	0- 2				
2- 2	0- 0	0- 0	AWAY	0- 0	2- 2	2- 2				
0- 0	0- 0	0- 0	NEUTRAL	0- 0	0- 0	0- 0				

RPI 1-25				RPI 26-50				RPI 51-100				RPI 101+ Team's RPI: 310			
RPI	S	Opponent	Score	RPI	S	Opponent	Score	RPI	S	Opponent	Score	RPI	S	Opponent	Score
				27	A	Buffal o	47 73					103	N	Mi ddle Tenn.	45 55
												118	A	Mi ami (OH)	47 72
												124	A	Bowl ing Green	71 57
												162	H	Oakl and	48 83
												199	A	Bucknel l	57 76
												200	H	Si ena	65 57
												224	H	Morehead St.	52 76
												225	H	St. Bonaventure	71 69
												236	A	Manhattan	39 58
												236	H	Manhattan	56 59
												260	H	Col gate	63 70
												271	A	Ri der	54 70
												277	H	Fai rfi eld	52 56
												283	H	Cornel l	59 67
												313	A	UTRGV	46 63
												334	A	Iona	53 49
												339	A	Saint Peter's	66 53

LAST 12 Division I GAMES:															
				339	A	Saint Peter's	66 53	277	H	Fai rfi eld	52 56				
				200	H	Si ena	65 57	103	N	Mi ddle Tenn.	45 55				
				236	H	Manhattan	56 59	313	A	UTRGV	46 63				
				271	A	Ri der	54 70	224	H	Morehead St.	52 76				
				236	A	Manhattan	39 58	27	A	Buffal o	47 73				
				334	A	Iona	53 49	118	A	Mi ami (OH)	47 72				

Non-Div I Games:

Canisius

Average RPI Win:	252	WON-LOST	WINNING	LAST 10	STRENGTH OF	OPP. STRENGTH	TEAM	ADJ.	CONF.	ADJ CONF.
Average RPI Loss:	64	RECORD	PCT. RANK	GAMES	SCHEDULE	OF SCHEDULE	RPI	RPI	RPI	RPI
DIV. I ONLY	9- 5	93	8- 2	222	156	109	109	27	27	
DIV. I NON-CONF.	3- 4	209	2- 2	13	60	58	58	26	26	

TOTALS	RPI 1-25	RPI 26-50	W-L RECORDS	RPI 51-100	RPI 101-999	RPI 201+				
9- 5	0- 3	0- 0	OVERALL	0- 1	9- 1	7- 0				
4- 1	0- 0	0- 0	HOME	0- 0	4- 1	3- 0				
3- 4	0- 0	0- 0	AWAY	0- 0	3- 0	3- 0				
2- 0	0- 0	0- 0	NEUTRAL	0- 0	2- 0	1- 0				
3- 4	0- 3	0- 0	NON-CONFERENCE	0- 1	3- 0	2- 0				
1- 0	0- 0	0- 0	HOME	0- 0	1- 0	1- 0				
0- 4	0- 3	0- 0	AWAY	0- 1	0- 0	0- 0				
2- 0	0- 0	0- 0	NEUTRAL	0- 0	2- 0	1- 0				
6- 1	0- 0	0- 0	CONFERENCE	0- 0	6- 1	5- 0				
3- 1	0- 0	0- 0	HOME	0- 0	3- 1	2- 0				
3- 0	0- 0	0- 0	AWAY	0- 0	3- 0	3- 0				
0- 0	0- 0	0- 0	NEUTRAL	0- 0	0- 0	0- 0				

RPI 1-25				RPI 26-50				RPI 51-100				RPI 101+				Team's RPI: 109
RPI	S	Opponent	Score	RPI	S	Opponent	Score	RPI	S	Opponent	Score	RPI	S	Opponent	Score	
8	A	Tennessee	34 77					98	A	South Ala.	43 64	125	N	Clemson	53 47	
15	A	Texas A&M	61 72									137	H	Lamar University	51 39	
16	A	Baylor	55 86									182	H	New Orleans	48 52	
												253	A	Nicholls St.	69 48	
												265	N	North Dakota St.	68 45	
												274	A	A&M-Corpus Christi	58 50	
												278	A	Incarnate Word	57 35	
												291	H	Alcorn	75 52	
												300	H	Southeastern La.	63 47	
												342	H	Sam Houston St.	69 44	
LAST 12 Division I GAMES:																
182	H	New Orleans	48 52	274	A	A&M-Corpus Christi	58 50									
253	A	Nicholls St.	69 48	265	N	North Dakota St.	68 45									
278	A	Incarnate Word	57 35	125	N	Clemson	53 47									
137	H	Lamar University	51 39	98	A	South Ala.	43 64									
342	H	Sam Houston St.	69 44	15	A	Texas A&M	61 72									
300	H	Southeastern La.	63 47	8	A	Tennessee	34 77									

Non-Div I Games: Central Baptist 75 34 Williams Baptist 77 31 Crowley's Ridge 106 23 Hendrix 79 22 Central Ark.

Average RPI Win:	288	WON-LOST	WINNING	LAST 10	STRENGTH OF	OPP. STRENGTH	TEAM	ADJ.	CONF.	ADJ CONF.
Average RPI Loss:	161	RECORD	PCT. RANK	GAMES	SCHEDULE	OF SCHEDULE	RPI	RPI	RPI	RPI
DIV. I ONLY	2- 14	323	2- 8	125	290	302	302	28	28	
DIV. I NON-CONF.	0- 11	337	0- 7	25	226	267	267	28	28	

TOTALS	RPI 1-25	RPI 26-50	W-L RECORDS	RPI 51-100	RPI 101-999	RPI 201+				
2- 14	0- 0	0- 2	OVERALL	0- 4	2- 8	2- 6				
2- 5	0- 0	0- 0	HOME	0- 2	2- 3	2- 2				
0- 9	0- 0	0- 2	AWAY	0- 2	0- 5	0- 4				
0- 0	0- 0	0- 0	NEUTRAL	0- 0	0- 0	0- 0				
0- 11	0- 0	0- 2	NON-CONFERENCE	0- 4	0- 5	0- 3				
0- 4	0- 0	0- 0	HOME	0- 2	0- 2	0- 1				
0- 7	0- 0	0- 2	AWAY	0- 2	0- 3	0- 2				
0- 0	0- 0	0- 0	NEUTRAL	0- 0	0- 0	0- 0				
2- 3	0- 0	0- 0	CONFERENCE	0- 0	2- 3	2- 3				
2- 1	0- 0	0- 0	HOME	0- 0	2- 1	2- 1				
0- 2	0- 0	0- 0	AWAY	0- 0	0- 2	0- 2				
0- 0	0- 0	0- 0	NEUTRAL	0- 0	0- 0	0- 0				

RPI 1-25				RPI 26-50				RPI 51-100				RPI 101+				Team's RPI: 302
RPI	S	Opponent	Score	RPI	S	Opponent	Score	RPI	S	Opponent	Score	RPI	S	Opponent	Score	
				40	A	West Virginia	52 102	52	H	Albany (NY)	60 72	116	A	Hartford	52 68	
				44	A	Virginia	59 103	70	A	Duquesne	58 83	133	H	Yale	62 75	
								75	A	Penn St.	66 83	216	A	Stony Brook	55 60	
								92	H	Brown	55 78	251	H	Morgan St.	41 61	
												259	H	Sacred Heart	69 59	
												262	H	Mt. St. Mary's	56 68	
												287	A	Bryant	50 66	
												295	A	Fairleigh Dickinson	49 78	
												314	A	Vermont	48 62	
												317	H	Wagner	59 56	
LAST 12 Division I GAMES:																
295	A	Fairleigh Dickinson	49 78	216	A	Stony Brook	55 60									
259	H	Sacred Heart	69 59	133	H	Yale	62 75									
287	A	Bryant	50 66	116	A	Hartford	52 68									
317	H	Wagner	59 56	70	A	Duquesne	58 83									
262	H	Mt. St. Mary's	56 68	251	H	Morgan St.	41 61									
314	A	Vermont	48 62	52	H	Albany (NY)	60 72									

Non-Div I Games:

Central Conn. St.

Average RPI	Win: 152	WON-LOST	WINNING	LAST 10	STRENGTH OF	OPP. STRENGTH	TEAM	ADJ.	CONF.	ADJ CONF.
Average RPI	Loss: 55	RECORD	PCT. RANK	GAMES	SCHEDULE	OF SCHEDULE	RPI	RPI	RPI	RPI
DIV. I ONLY	13- 3	25	8- 2	89	64	41	41	7	7	
DIV. I NON-CONF.	7- 3	74	3- 2	184	64	90	90	8	8	

TOTALS	RPI 1-25	RPI 26-50	W-L RECORDS	RPI 51-100	RPI 101-999	RPI 201+				
13- 3	0- 0	1- 2	OVERALL	1- 1	11- 0	3- 0				
5- 2	0- 0	0- 2	HOME	1- 0	4- 0	1- 0				
6- 1	0- 0	1- 0	AWAY	0- 1	5- 0	1- 0				
2- 0	0- 0	0- 0	NEUTRAL	0- 0	2- 0	1- 0				
7- 3	0- 0	0- 2	NON-CONFERENCE	0- 1	7- 0	3- 0				
2- 2	0- 0	0- 2	HOME	0- 0	2- 0	1- 0				
3- 1	0- 0	0- 0	AWAY	0- 1	3- 0	1- 0				
2- 0	0- 0	0- 0	NEUTRAL	0- 0	2- 0	1- 0				
6- 0	0- 0	1- 0	CONFERENCE	1- 0	4- 0	0- 0				
3- 0	0- 0	0- 0	HOME	1- 0	2- 0	0- 0				
3- 0	0- 0	1- 0	AWAY	0- 0	2- 0	0- 0				
0- 0	0- 0	0- 0	NEUTRAL	0- 0	0- 0	0- 0				

RPI 1-25				RPI 26-50				RPI 51-100				RPI 101+			
RPI	S	Opponent	Score	RPI	S	Opponent	Score	RPI	S	Opponent	Score	RPI	S	Opponent	Score
39	A	Ball St.	69 65	46	H	Purdue	69 79	70	A	Duquesne	61 64	112	A	Northern Ill.	81 78
46	H	Purdue	69 79	48	H	Quinnipiac	70 84	85	H	Ohio	82 58	118	A	Miami (OH)	84 66
48	H	Quinnipiac	70 84									124	H	Bowling Green	90 54
												126	H	Kent St.	88 84
												127	H	Vanderbilt	92 75
												147	N	Iowa St.	81 60
												150	A	SIUE	94 56
												162	A	Oakland	103 85
												233	H	Col. of Charleston	79 58
												255	N	San Diego St.	85 76
												301	A	Indiana St.	77 67
LAST 12 Division I GAMES:															
112	A	Northern Ill.	81 78	48	H	Quinnipiac	70 84	70	A	Duquesne	61 64	301	A	Indiana St.	77 67
126	H	Kent St.	88 84	70	A	Duquesne	61 64	150	A	SIUE	94 56	162	A	Oakland	103 85
124	H	Bowling Green	90 54	301	A	Indiana St.	77 67	147	N	Iowa St.	81 60				
118	A	Miami (OH)	84 66												
85	H	Ohio	82 58												
39	A	Ball St.	69 65												

Non-Div I Games: Aquinas 96 47

Central Mich.

Average RPI Win:	322	WON-LOST	WINNING	LAST 10	STRENGTH OF	OPP. STRENGTH	TEAM	ADJ.	CONF.	ADJ CONF.
Average RPI Loss:	199	RECORD	PCT. RANK	GAMES	SCHEDULE	OF SCHEDULE	RPI	RPI	RPI	RPI
DIV. I ONLY	4- 9	277	3- 6	340	330	329	329	29	29	
DIV. I NON-CONF.	2- 6	280	1- 5	325	275	328	328	29	29	

TOTALS	RPI 1-25	RPI 26-50	W-L RECORDS	RPI 51-100	RPI 101-999	RPI 201+				
4- 9	0- 0	0- 0	OVERALL	0- 1	4- 8	4- 5				
3- 3	0- 0	0- 0	HOME	0- 0	3- 3	3- 3				
1- 5	0- 0	0- 0	AWAY	0- 0	1- 1	1- 1				
0- 1	0- 0	0- 0	NEUTRAL	0- 0	0- 1	0- 0				
2- 6	0- 0	0- 0	NON-CONFERENCE	0- 1	2- 5	2- 3				
1- 2	0- 0	0- 0	HOME	0- 0	1- 2	1- 2				
1- 3	0- 0	0- 0	AWAY	0- 1	1- 2	1- 1				
0- 1	0- 0	0- 0	NEUTRAL	0- 0	0- 1	0- 0				
2- 3	0- 0	0- 0	CONFERENCE	0- 0	2- 3	2- 2				
2- 1	0- 0	0- 0	HOME	0- 0	2- 1	2- 1				
0- 2	0- 0	0- 0	AWAY	0- 0	0- 2	0- 1				
0- 0	0- 0	0- 0	NEUTRAL	0- 0	0- 0	0- 0				

RPI 1-25				RPI 26-50				RPI 51-100				RPI 101+				Team's RPI: 329
RPI	S	Opponent	Score	RPI	S	Opponent	Score	RPI	S	Opponent	Score	RPI	S	Opponent	Score	
								60	A	Georgi a Tech	51 78	116	N	Hartford	43 62	
												125	A	Cl emson	30 66	
												145	A	Li berty	53 63	
												218	H	Radford	56 61	
												246	H	Li pscomb	54 58	
												270	A	Campbel l	49 58	
												275	A	FIU	70 77	
												280	A	Wofford	68 45	
												316	H	Coppin St.	72 58	
												338	H	South Carolina St.	58 60	
												343	H	Winthrop	81 45	
												349	H	Longwood	73 57	
LAST 12 Division I GAMES:																
343	H	Winthrop	81 45	60	A	Georgi a Tech	51 78	338	H	South Carolina St.	58 60	125	A	Cl emson	30 66	
218	H	Radford	56 61	275	A	FIU	70 77	116	N	Hartford	43 62	280	A	Wofford	68 45	
270	A	Campbel l	49 58	316	H	Coppin St.	72 58									
145	A	Li berty	53 63													
349	H	Longwood	73 57													
280	A	Wofford	68 45													

Non-Div I Games: Erskine 79 43 Southern Wesleyan 94 56

Charleston So.

Average RPI Win:	242	WON-LOST	WINNING	LAST 10	STRENGTH OF	OPP. STRENGTH	TEAM	ADJ.	CONF.	ADJ CONF.
Average RPI Loss:	117	RECORD	PCT. RANK	GAMES	SCHEDULE	OF SCHEDULE	RPI	RPI	RPI	RPI
DIV. I ONLY	6- 11	251	4- 6	101	178	197	197	18	18	
DIV. I NON-CONF.	4- 9	249	2- 6	78	144	208	208	19	19	

TOTALS	RPI 1-25	RPI 26-50	W-L RECORDS	RPI 51-100	RPI 101-999	RPI 201+				
6- 11	0- 1	0- 2	OVERALL	1- 2	5- 6	4- 2				
4- 2	0- 1	0- 0	HOME	1- 1	3- 0	2- 0				
2- 7	0- 0	0- 0	AWAY	0- 1	2- 6	2- 2				
0- 2	0- 0	0- 2	NEUTRAL	0- 0	0- 0	0- 0				
4- 9	0- 1	0- 2	NON-CONFERENCE	1- 2	3- 4	3- 1				
3- 2	0- 1	0- 0	HOME	1- 1	2- 0	2- 0				
1- 5	0- 0	0- 0	AWAY	0- 1	1- 4	1- 1				
0- 2	0- 0	0- 2	NEUTRAL	0- 0	0- 0	0- 0				
2- 2	0- 0	0- 0	CONFERENCE	0- 0	2- 2	1- 1				
1- 0	0- 0	0- 0	HOME	0- 0	1- 0	0- 0				
1- 2	0- 0	0- 0	AWAY	0- 0	1- 2	1- 1				
0- 0	0- 0	0- 0	NEUTRAL	0- 0	0- 0	0- 0				

RPI 1-25				RPI 26-50				RPI 51-100				RPI 101+ Team's RPI: 197			
RPI	S	Opponent	Score	RPI	S	Opponent	Score	RPI	S	Opponent	Score	RPI	S	Opponent	Score
11	H	Rutgers	54 77	30	N	Iowa	64 77	70	H	Duquesne	75 72	101	A	Wake Forest	69 71
				37	N	South Dakota St.	70 71	77	H	Mercer	74 90	138	A	UTEP	58 67
								80	A	Arkansas	72 73	152	H	Southern Miss.	66 56
												156	A	Davi dson	66 68
												187	A	Wi sconsi n	66 80
												217	A	North Texas	68 73
												248	A	East Caroli na	55 58
												254	A	UNC Ashevi lle	51 47
												316	H	Coppin St.	78 49
												319	A	Old Domini on	63 60
												338	H	South Caroli na St.	64 49
LAST 12 Division I GAMES:															
217	A	North Texas	68 73	156	A	Davi dson	66 68	101	A	Wake Forest	69 71				
138	A	UTEP	58 67	80	A	Arkansas	72 73	316	H	Coppin St.	78 49				
319	A	Old Domini on	63 60	248	A	East Caroli na	55 58	37	N	South Dakota St.	70 71				
152	H	Southern Miss.	66 56												
77	H	Mercer	74 90												
338	H	South Caroli na St.	64 49												

Non-Div I Games:

Charlotte

Chattanooga

Through Games Of Jan. 18, 2018

Average RPI Win:	185	WON-LOST	WINNING	LAST 10	STRENGTH OF	OPP. STRENGTH	TEAM	ADJ.	CONF.	ADJ CONF.
Average RPI Loss:	78	RECORD	PCT. RANK	GAMES	SCHEDULE	OF SCHEDULE	RPI	RPI	RPI	RPI
DIV. I ONLY	12- 6	84	7- 3	141	72	87	87	17	17	
DIV. I NON-CONF.	9- 5	99	6- 2	70	37	65	65	17	17	

TOTALS	RPI 1-25	RPI 26-50	W-L RECORDS	RPI 51-100	RPI 101-999	RPI 201+				
12- 6	0- 1	1- 1	OVERALL	1- 2	10- 2	5- 0				
6- 2	0- 0	1- 0	HOME	0- 2	5- 0	4- 0				
3- 3	0- 1	0- 0	AWAY	1- 0	2- 2	1- 0				
3- 1	0- 0	0- 1	NEUTRAL	0- 0	3- 0	0- 0				
9- 5	0- 1	1- 1	NON-CONFERENCE	1- 2	7- 1	2- 0				
4- 2	0- 0	1- 0	HOME	0- 2	3- 0	2- 0				
2- 2	0- 1	0- 0	AWAY	1- 0	1- 1	0- 0				
3- 1	0- 0	0- 1	NEUTRAL	0- 0	3- 0	0- 0				
3- 1	0- 0	0- 0	CONFERENCE	0- 0	3- 1	3- 0				
2- 0	0- 0	0- 0	HOME	0- 0	2- 0	2- 0				
1- 1	0- 0	0- 0	AWAY	0- 0	1- 1	1- 0				
0- 0	0- 0	0- 0	NEUTRAL	0- 0	0- 0	0- 0				

RPI 1-25				RPI 26-50				RPI 51-100 Team's RPI: 87				RPI 101+			
RPI	S	Opponent	Score	RPI	S	Opponent	Score	RPI	S	Opponent	Score	RPI	S	Opponent	Score
12	A	Green Bay	30 60	38	H	FGCU	68 61	53	H	UCF	57 58	113	N	Auburn	50 41
				47	N	Princeton	49 59	63	H	Virginia Tech	44 64	134	A	ETSU	58 65
								78	A	Indiana	64 61	154	N	Georgetown	54 41
												155	H	Hampton	64 52
												161	A	Stetson	67 78
												165	N	Northwestern	61 44
												196	A	Florida	65 60
												227	H	UNCG	49 42
												242	H	UT Martin	87 82
												249	H	Presbyterian	71 51
												280	A	Wofford	54 47
												324	H	Western Caro.	47 32

LAST 12 Division I GAMES:															
280	A	Wofford	54 47	196	A	Florida	65 60	38	H	FGCU	68 61	113	N	Auburn	50 41
134	A	ETSU	58 65	63	H	Virginia Tech	44 64	242	H	UT Martin	87 82	134	A	ETSU	58 65
324	H	Western Caro.	47 32	78	A	Indiana	64 61	154	N	Georgetown	54 41	154	N	Georgetown	54 41
227	H	UNCG	49 42									155	H	Hampton	64 52
155	H	Hampton	64 52									161	A	Stetson	67 78
47	N	Princeton	49 59									165	N	Northwestern	61 44

Non-Div I Games:

Chattanooga

Loss,
Non-Conf, S Site, H Home
A Away
N Neutral

Average RPI Win:	0	WON-LOST	WINNING	LAST 10	STRENGTH OF	OPP. STRENGTH	TEAM	ADJ.	CONF.	ADJ CONF.
Average RPI Loss:	187	RECORD	PCT. RANK	GAMES	SCHEDULE	OF SCHEDULE	RPI	RPI	RPI	RPI
DIV. I ONLY	0- 19	345	0- 10	167	328	335	335	30	30	
DIV. I NON-CONF.	0- 15	337	0- 8	144	308	334	334	30	30	

TOTALS	RPI 1-25	RPI 26-50	W-L RECORDS	RPI 51-100	RPI 101-999	RPI 201+				
0- 19	0- 0	0- 0	OVERALL	0- 3	0- 16	0- 8				
0- 9	0- 0	0- 0	HOME	0- 1	0- 8	0- 5				
0- 9	0- 0	0- 0	AWAY	0- 2	0- 7	0- 3				
0- 1	0- 0	0- 0	NEUTRAL	0- 0	0- 1	0- 0				
0- 15	0- 0	0- 0	NON-CONFERENCE	0- 3	0- 12	0- 4				
0- 7	0- 0	0- 0	HOME	0- 1	0- 6	0- 3				
0- 7	0- 0	0- 0	AWAY	0- 2	0- 5	0- 1				
0- 1	0- 0	0- 0	NEUTRAL	0- 0	0- 1	0- 0				
0- 4	0- 0	0- 0	CONFERENCE	0- 0	0- 4	0- 4				
0- 2	0- 0	0- 0	HOME	0- 0	0- 2	0- 2				
0- 2	0- 0	0- 0	AWAY	0- 0	0- 2	0- 2				
0- 0	0- 0	0- 0	NEUTRAL	0- 0	0- 0	0- 0				

RPI 1-25				RPI 26-50				RPI 51-100				RPI 101+				Team's RPI: 335
RPI	S	Opponent	Score	RPI	S	Opponent	Score	RPI	S	Opponent	Score	RPI	S	Opponent	Score	
								68	A	Kansas St.	51 99	112	H	Northern Ill.	59 80	
								82	H	Milwaukee	59 84	117	A	Western Ill.	54 71	
								86	A	Wright St.	39 84	117	H	Western Ill.	45 83	
												159	A	Illinois	56 66	
												165	H	Northwestern	36 63	
												166	A	Pittsburgh	49 87	
												181	A	Wichita St.	63 66	
												201	N	Oral Roberts	43 73	
												214	H	Seattle U	56 63	
												224	H	Morehead St.	40 79	
												247	A	Valparaiso	60 71	
												252	A	Grand Canyon	36 64	
												264	A	New Mexico St.	59 74	
												286	H	Loyola Chicago	28 46	
												288	H	Utah Valley	30 68	
												315	H	Jackson St.	69 87	

LAST 12 Division I GAMES:																
252	A	Grand Canyon	36 64	68	A	Kansas St.	51 99									
288	H	Utah Valley	30 68	201	N	Oral Roberts	43 73									
214	H	Seattle U	56 63	181	A	Wichita St.	63 66									
264	A	New Mexico St.	59 74	247	A	Valparaiso	60 71									
166	A	Pittsburgh	49 87	86	A	Wright St.	39 84									
82	H	Milwaukee	59 84	286	H	Loyola Chicago	28 46									

Non-Div I Games:

Chicago St.

Average RPI Win:	206	WON-LOST	WINNING	LAST 10	STRENGTH OF	OPP. STRENGTH	TEAM	ADJ.	CONF.	ADJ CONF.
Average RPI Loss:	108	RECORD	PCT. RANK	GAMES	SCHEDULE	OF SCHEDULE	RPI	RPI	RPI	RPI
DIV. I ONLY	10- 7	119	6- 4	179	97	146	146	8	8	
DIV. I NON-CONF.	7- 5	132	4- 3	272	100	220	220	7	7	

TOTALS	RPI 1-25	RPI 26-50	W-L RECORDS	RPI 51-100	RPI 101-999	RPI 201+				
10- 7	0- 2	1- 0	OVERALL	0- 0	9- 5	6- 0				
7- 4	0- 2	0- 0	HOME	0- 0	7- 2	4- 0				
3- 3	0- 0	1- 0	AWAY	0- 0	2- 3	2- 0				
0- 0	0- 0	0- 0	NEUTRAL	0- 0	0- 0	0- 0				
7- 5	0- 1	0- 0	NON-CONFERENCE	0- 0	7- 4	5- 0				
6- 3	0- 1	0- 0	HOME	0- 0	6- 2	4- 0				
1- 2	0- 0	0- 0	AWAY	0- 0	1- 2	1- 0				
0- 0	0- 0	0- 0	NEUTRAL	0- 0	0- 0	0- 0				
3- 2	0- 1	1- 0	CONFERENCE	0- 0	2- 1	1- 0				
1- 1	0- 1	0- 0	HOME	0- 0	1- 0	0- 0				
2- 1	0- 0	1- 0	AWAY	0- 0	1- 1	1- 0				
0- 0	0- 0	0- 0	NEUTRAL	0- 0	0- 0	0- 0				

RPI 1-25				RPI 26-50				RPI 51-100				RPI 101+ Team's RPI: 146			
RPI	S	Opponent	Score	RPI	S	Opponent	Score	RPI	S	Opponent	Score	RPI	S	Opponent	Score
7	H	Ohio St.	76 87	42	A	Houston	88 82					118	H	Miami (OH)	73 62
19	H	South Fla.	46 69									124	H	Bowling Green	75 51
												134	A	ETSU	77 87
												141	A	Xavier	50 53
												142	H	Saint Francis (PA)	73 77
												149	A	Tulsa	51 64
												166	H	Pittsburgh	46 66
												174	H	Temple	80 72
												208	H	Southeast Mo. St.	65 52
												228	H	Howard	87 53
												248	A	East Carolina	66 54
												298	H	Eastern Ky.	64 53
												300	H	Southeastern La.	82 43
												319	A	Old Dominion	54 33

LAST 12 Division I GAMES:															
174	H	Temple	80 72	7	H	Ohio St.	76 87	228	H	Howard	87 53				
42	A	Houston	88 82	141	A	Xavier	50 53	319	A	Old Dominion	54 33				
149	A	Tulsa	51 64	208	H	Southeast Mo. St.	65 52	142	H	Saint Francis (PA)	73 77				
19	H	South Fla.	46 69												
248	A	East Carolina	66 54												
124	H	Bowling Green	75 51												

Non-Div I Games: Slippery Rock 85 52

Cincinnati

Average RPI	Win:	236	WON-LOST	WINNING	LAST 10	STRENGTH OF	OPP. STRENGTH	TEAM	ADJ.	CONF.	ADJ CONF.
Average RPI	Loss:	52	RECORD	PCT. RANK	GAMES	SCHEDULE	OF SCHEDULE	RPI	RPI	RPI	RPI
DIV. I ONLY		11- 8		128	4- 6	131	104	125	125	1	1
DIV. I NON-CONF.		10- 3		51	5- 1	238	258	115	115	1	1

TOTALS	RPI 1-25		RPI 26-50		W-L RECORDS	RPI 51-100		RPI 101-999		RPI 201+	
11- 8	0- 2		0- 2		OVERALL	1- 3		10- 1		7- 0	
7- 3	0- 2		0- 0		HOME	0- 1		7- 0		5- 0	
3- 3	0- 0		0- 1		AWAY	1- 2		2- 0		1- 0	
1- 2	0- 0		0- 1		NEUTRAL	0- 0		1- 1		1- 0	
10- 3	0- 1		0- 1		NON-CONFERENCE	1- 0		9- 1		7- 0	
6- 1	0- 1		0- 0		HOME	0- 0		6- 0		5- 0	
3- 0	0- 0		0- 0		AWAY	1- 0		2- 0		1- 0	
1- 2	0- 0		0- 1		NEUTRAL	0- 0		1- 1		1- 0	
1- 5	0- 1		0- 1		CONFERENCE	0- 3		1- 0		0- 0	
1- 2	0- 1		0- 0		HOME	0- 1		1- 0		0- 0	
0- 3	0- 0		0- 1		AWAY	0- 2		0- 0		0- 0	
0- 0	0- 0		0- 0		NEUTRAL	0- 0		0- 0		0- 0	

RPI	S	Opponent	Score	RPI	S	Opponent	Score	RPI	S	Opponent	Score	RPI	S	Opponent	Score	Team's RPI: 125
6	H	Florida St.	47 69	27	N	Buffalo	41 61	60	A	Georgia Tech	33 66	109	N	Central Ark.	47 53	
18	H	South Carolina	36 66	44	A	Virginia	41 70	61	H	Miami (FL)	60 72	119	H	Jacksonville St.	53 45	
								73	A	Nebraska	67 66	172	H	Boston College	65 61	
								88	A	North Carolina	52 59	190	A	Louisiana Tech	55 47	
												258	H	Monmouth	57 54	
												275	A	FIU	67 65	
												276	H	Kennesaw St.	41 28	
												281	N	Detroit Mercy	72 44	
												289	H	Prairie View	64 58	
												329	H	Charleston So.	66 30	
												338	H	South Carolina St.	56 48	

LAST 12 Division I GAMES:																
172	H	Boston College	65 61	275	A	FIU	67 65	109	N	Central Ark.	47 53					
61	H	Miami (FL)	60 72	119	H	Jacksonville St.	53 45									
88	A	North Carolina	52 59	289	H	Prairie View	64 58									
44	A	Virginia	41 70	190	A	Louisiana Tech	55 47									
6	H	Florida St.	47 69	329	H	Charleston So.	66 30									
60	A	Georgia Tech	33 66													

Non-Div I Games:

Clemson

Average RPI	Win:	231	WON-LOST	WINNING	LAST 10	STRENGTH OF	OPP. STRENGTH	TEAM	ADJ.	CONF.	ADJ CONF.
Average RPI	Loss:	66	RECORD	PCT. RANK	GAMES	SCHEDULE	OF SCHEDULE	RPI	RPI	RPI	RPI
DIV. I ONLY		12- 6		84	6- 4	170	180	106	106	10	10
DIV. I NON-CONF.		8- 3		65	4- 1	187	181	92	92	11	11

TOTALS	RPI 1-25		RPI 26-50		W-L RECORDS	RPI 51-100		RPI 101-999		RPI 201+	
12- 6	0- 1		0- 1		OVERALL	1- 3		11- 1		8- 0	
7- 2	0- 0		0- 1		HOME	1- 1		6- 0		5- 0	
4- 3	0- 1		0- 0		AWAY	0- 2		4- 0		3- 0	
1- 1	0- 0		0- 0		NEUTRAL	0- 0		1- 1		0- 0	
8- 3	0- 0		0- 1		NON-CONFERENCE	1- 1		7- 1		5- 0	
4- 1	0- 0		0- 1		HOME	1- 0		3- 0		3- 0	
3- 1	0- 0		0- 0		AWAY	0- 1		3- 0		2- 0	
1- 1	0- 0		0- 0		NEUTRAL	0- 0		1- 1		0- 0	
4- 3	0- 1		0- 0		CONFERENCE	0- 2		4- 0		3- 0	
3- 1	0- 0		0- 0		HOME	0- 1		3- 0		2- 0	
1- 2	0- 1		0- 0		AWAY	0- 1		1- 0		1- 0	
0- 0	0- 0		0- 0		NEUTRAL	0- 0		0- 0		0- 0	

RPI	S	Opponent	Score	RPI	S	Opponent	Score	RPI	S	Opponent	Score	RPI	S	Opponent	Score	Team's RPI: 106
12	A	Green Bay	43 69	39	H	Ball St.	64 76	51	A	Toledo	56 65	120	N	Saint Louis	64 80	
								82	A	Milwaukee	72 79	148	N	Louisiana	54 45	
								85	H	Ohio	71 64	162	H	Oakland	70 62	
								90	H	IUPUI	64 77	184	A	Bradley	67 65	
												203	A	Niagara	70 61	
												210	H	Eastern Mich.	77 65	
												243	A	Illinois St.	56 47	
												263	A	Northern Ky.	70 65	
												281	H	Detroit Mercy	75 50	
												327	H	Ill.-Chicago	70 67	
												331	H	Marshall	85 76	
												340	H	Eastern Ill.	77 69	

LAST 12 Division I GAMES:																
263	A	Northern Ky.	70 65	162	H	Oakland	70 62									
12	A	Green Bay	43 69	184	A	Bradley	67 65									
82	A	Milwaukee	72 79	243	A	Illinois St.	56 47									
327	H	Ill.-Chicago	70 67	51	A	Toledo	56 65									
90	H	IUPUI	64 77	85	H	Ohio	71 64									
281	H	Detroit Mercy	75 50	203	A	Niagara	70 61									

Non-Div I Games:

Cleveland and St.

Average RPI Win:	265	WON-LOST	WINNING	LAST 10	STRENGTH OF	OPP. STRENGTH	TEAM	ADJ.	CONF.	ADJ CONF.
Average RPI Loss:	169	RECORD	PCT. RANK	GAMES	SCHEDULE	OF SCHEDULE	RPI	RPI	RPI	RPI
DIV. I ONLY	8- 8	165	6- 4	320	221	284	284	23	23	
DIV. I NON-CONF.	4- 5	202	3- 2	316	210	306	306	24	24	

TOTALS	RPI 1-25	RPI 26-50	W-L RECORDS	RPI 51-100	RPI 101-999	RPI 201+				
8- 8	0- 1	0- 0	OVERALL	0- 2	8- 5	6- 4				
8- 2	0- 0	0- 0	HOME	0- 0	8- 2	6- 2				
0- 3	0- 0	0- 0	AWAY	0- 1	0- 2	0- 1				
0- 3	0- 1	0- 0	NEUTRAL	0- 1	0- 1	0- 1				
4- 5	0- 1	0- 0	NON-CONFERENCE	0- 1	4- 3	4- 3				
4- 2	0- 0	0- 0	HOME	0- 0	4- 2	4- 2				
0- 0	0- 0	0- 0	AWAY	0- 0	0- 0	0- 0				
0- 3	0- 1	0- 0	NEUTRAL	0- 1	0- 1	0- 1				
4- 3	0- 0	0- 0	CONFERENCE	0- 1	4- 2	2- 1				
4- 0	0- 0	0- 0	HOME	0- 0	4- 0	2- 0				
0- 3	0- 0	0- 0	AWAY	0- 1	0- 2	0- 1				
0- 0	0- 0	0- 0	NEUTRAL	0- 0	0- 0	0- 0				

RPI 1-25				RPI 26-50				RPI 51-100				RPI 101+ Team's RPI: 284			
RPI	S	Opponent	Score	RPI	S	Opponent	Score	RPI	S	Opponent	Score	RPI	S	Opponent	Score
25	N	Syracuse	57 69					73	N	Nebraska	47 55	144	H	Texas St.	65 64
								98	A	South Ala.	62 68	148	A	Louisiana	55 59
												167	H	UT Arlington	89 76
												217	N	North Texas	34 50
												227	H	UNCG	54 60
												233	H	Col. of Charleston	70 72
												273	H	UNCW	57 41
												280	H	Wofford	67 51
												293	H	Fort Wayne	67 58
												311	H	Georgia St.	64 49
												323	H	N. C. Central	68 65
												326	H	Ga. Southern	54 51
												330	A	La. -Monroe	56 62

LAST 12 Division I GAMES:															
				98	A	South Ala.	62 68	167	H	UT Arlington	89 76				
				311	H	Georgia St.	64 49	280	H	Wofford	67 51				
				326	H	Ga. Southern	54 51	25	N	Syracuse	57 69				
				148	A	Louisiana	55 59	323	H	N. C. Central	68 65				
				330	A	La. -Monroe	56 62	293	H	Fort Wayne	67 58				
				144	H	Texas St.	65 64	233	H	Col. of Charleston	70 72				

Non-Div I Games: Lees-McRae 73 47 Allen 93 49

Coastal Caro.

Average RPI Win:	264	WON-LOST	WINNING	LAST 10	STRENGTH OF	OPP. STRENGTH	TEAM	ADJ.	CONF.	ADJ CONF.
Average RPI Loss:	151	RECORD	PCT. RANK	GAMES	SCHEDULE	OF SCHEDULE	RPI	RPI	RPI	RPI
DIV. I ONLY	5- 12	278	3- 7	119	293	233	233	11	11	
DIV. I NON-CONF.	4- 7	226	3- 3	150	248	215	215	13	13	

TOTALS	RPI 1-25	RPI 26-50	W-L RECORDS	RPI 51-100	RPI 101-999	RPI 201+				
5- 12	0- 1	0- 2	OVERALL	0- 1	5- 8	5- 5				
2- 6	0- 0	0- 0	HOME	0- 1	2- 5	2- 3				
3- 6	0- 1	0- 2	AWAY	0- 0	3- 3	3- 2				
0- 0	0- 0	0- 0	NEUTRAL	0- 0	0- 0	0- 0				
4- 7	0- 1	0- 2	NON-CONFERENCE	0- 0	4- 4	4- 2				
2- 3	0- 0	0- 0	HOME	0- 0	2- 3	2- 2				
2- 4	0- 1	0- 2	AWAY	0- 0	2- 1	2- 0				
0- 0	0- 0	0- 0	NEUTRAL	0- 0	0- 0	0- 0				
1- 5	0- 0	0- 0	CONFERENCE	0- 1	1- 4	1- 3				
0- 3	0- 0	0- 0	HOME	0- 1	0- 2	0- 1				
1- 2	0- 0	0- 0	AWAY	0- 0	1- 2	1- 2				
0- 0	0- 0	0- 0	NEUTRAL	0- 0	0- 0	0- 0				

RPI 1-25				RPI 26-50				RPI 51-100				RPI 101+ Team's RPI: 233			
RPI	S	Opponent	Score	RPI	S	Opponent	Score	RPI	S	Opponent	Score	RPI	S	Opponent	Score
18	A	South Carolina	43 69	31	A	Michigan St.	43 107	99	H	Delaware	59 68	101	H	Wake Forest	40 77
				41	A	Central Mich.	58 79					136	H	William & Mary	54 68
												191	A	Furman	58 72
												204	A	Northeastern	37 59
												215	A	Hofstra	60 65
												215	H	Hofstra	60 75
												226	A	North Florida	73 69
												246	H	Lipscomb	85 69
												270	H	Campbell	45 53
												280	H	Wofford	59 51
												282	A	Towson	80 67
												284	A	Coastal Caro.	72 70
												285	H	Appalachian St.	70 76

LAST 12 Division I GAMES:															
215	A	Hofstra	60 65	101	H	Wake Forest	40 77								
204	A	Northeastern	37 59	280	H	Wofford	59 51								
99	H	Delaware	59 68	226	A	North Florida	73 69								
215	H	Hofstra	60 75	18	A	South Carolina	43 69								
282	A	Towson	80 67	284	A	Coastal Caro.	72 70								
136	H	William & Mary	54 68	285	H	Appalachian St.	70 76								

Non-Div I Games:

Col. of Charleston

C
o
l
g
a
t
e

Colgate				Through Games Of Jan. 18, 2018							
Average RPI	Win:	306	WON-LOST	WINNING	LAST 10	STRENGTH OF	OPP. STRENGTH	TEAM	ADJ.	CONF.	ADJ CONF.
Average RPI	Loss:	151	RECORD	PCT. RANK	GAMES	SCHEDULE	OF SCHEDULE	RPI	RPI	RPI	RPI
DIV. I ONLY			4- 14	299	0- 10	147	317	260	260	15	15
DIV. I NON-CONF.			4- 7	226	1- 4	221	329	238	238	18	18

TOTALS	RPI 1-25			RPI 26-50		W-L RECORDS	RPI 51-100	RPI 101-999		RPI 201+	
4- 14	0- 2			0- 0		OVERALL	0- 3	4- 9		4- 4	
1- 7	0- 0			0- 0		HOME	0- 2	1- 5		1- 2	
3- 7	0- 2			0- 0		AWAY	0- 1	3- 4		3- 2	
0- 0	0- 0			0- 0		NEUTRAL	0- 0	0- 0		0- 0	
4- 7	0- 2			0- 0		NON-CONFERENCE	0- 1	4- 4		4- 2	
1- 3	0- 0			0- 0		HOME	0- 1	1- 2		1- 1	
3- 4	0- 2			0- 0		AWAY	0- 0	3- 2		3- 1	
0- 0	0- 0			0- 0		NEUTRAL	0- 0	0- 0		0- 0	
0- 7	0- 0			0- 0		CONFERENCE	0- 2	0- 5		0- 2	
0- 4	0- 0			0- 0		HOME	0- 1	0- 3		0- 1	
0- 3	0- 0			0- 0		AWAY	0- 1	0- 2		0- 1	
0- 0	0- 0			0- 0		NEUTRAL	0- 0	0- 0		0- 0	

RPI 1-25				RPI 26-50				RPI 51-100				RPI 101+ Team's RPI: 260			
RPI	S	Opponent	Score	RPI	S	Opponent	Score	RPI	S	Opponent	Score	RPI	S	Opponent	Score
22	A	Arizona St.	54 65					65	H	American	55 77	133	A	Yale	56 82
25	A	Syracuse	39 79					84	A	Navy	54 70	164	H	Lehigh	51 59
								92	H	Brown	73 83	171	H	Boston U.	49 62
												199	A	Bucknell	57 77
												200	H	Siena	70 73
												203	H	Niagara	44 81
												218	H	Holy Cross	64 71
												239	A	Lafayette	48 63
												282	A	Towson	65 61
												283	A	Cornell	74 70
												295	A	Fairleigh Dickinson	51 61
												310	A	Canisius	70 63
												348	H	UMass Lowell	84 64

LAST 12 Division I GAMES:															
164	H	Lehigh	51 59	218	H	Holy Cross	64 71	203	H	Niagara	44 81				
199	A	Bucknell	57 77	92	H	Brown	73 83	25	A	Syracuse	39 79				
171	H	Boston U.	49 62	84	A	Navy	54 70	348	H	UMass Lowell	84 64				
84	A	Navy	54 70	65	H	American	55 77	200	H	Siena	70 73				
239	A	Lafayette	48 63												
65	H	American	55 77												

Non-Div I Games:

Colgate

C
o
l
g
a
t
e

Average RPI Win:	208	WON-LOST	WINNING	LAST 10	STRENGTH OF	OPP. STRENGTH	TEAM	ADJ.	CONF.	ADJ CONF.
Average RPI Loss:	51	RECORD	PCT. RANK	GAMES	SCHEDULE	OF SCHEDULE	RPI	RPI	RPI	RPI
DIV. I ONLY	10- 6	105	4- 5	152	48	111	111	4	4	
DIV. I NON-CONF.	8- 2	45	4- 1	196	161	70	70	3	3	

TOTALS	RPI 1-25	RPI 26-50	W-L RECORDS	RPI 51-100	RPI 101-999	RPI 201+				
10- 6	0- 2	0- 2	OVERALL	1- 1	9- 1	5- 0				
6- 4	0- 2	0- 1	HOME	1- 0	5- 1	4- 0				
4- 2	0- 0	0- 1	AWAY	0- 1	4- 0	1- 0				
0- 0	0- 0	0- 0	NEUTRAL	0- 0	0- 0	0- 0				
8- 2	0- 0	0- 0	NON-CONFERENCE	1- 1	7- 1	4- 0				
5- 1	0- 0	0- 0	HOME	1- 0	4- 1	3- 0				
3- 1	0- 0	0- 0	AWAY	0- 1	3- 0	1- 0				
0- 0	0- 0	0- 0	NEUTRAL	0- 0	0- 0	0- 0				
2- 4	0- 2	0- 2	CONFERENCE	0- 0	2- 0	1- 0				
1- 3	0- 2	0- 1	HOME	0- 0	1- 0	1- 0				
1- 1	0- 0	0- 1	AWAY	0- 0	1- 0	0- 0				
0- 0	0- 0	0- 0	NEUTRAL	0- 0	0- 0	0- 0				

RPI 1-25				RPI 26-50				RPI 51-100				RPI 101+				Team's RPI: 111
RPI	S	Opponent	Score	RPI	S	Opponent	Score	RPI	S	Opponent	Score	RPI	S	Opponent	Score	
10	H	UCLA	55 93	35	H	Southern Cal i forn i a	51 86	61	H	Mi ami (FL)	67 61	102	H	Dartmouth	75 81	
22	H	Ari zona St.	47 72	49	A	Washi ngton St.	75 89	88	A	North Carol i na	80 87	107	H	George Mason	76 61	
												130	A	Washi ngton	66 61	
												174	A	Colorado St.	70 67	
												183	A	Samford	71 60	
												220	H	Fla. Atlantic	76 69	
												265	H	North Dakota St.	108 59	
												290	H	Ari zona	79 60	
												304	A	Ai r Force	68 43	
												344	H	Mi ssi ssi ppi Val .	85 48	
LAST 12 Division I GAMES:																
10	H	UCLA	55 93	304	A	Ai r Force	68 43									
35	H	Southern Cal i forn i a	51 86	102	H	Dartmouth	75 81									
130	A	Washi ngton	66 61	174	A	Colorado St.	70 67									
49	A	Washi ngton St.	75 89	265	H	North Dakota St.	108 59									
290	H	Ari zona	79 60	107	H	George Mason	76 61									
22	H	Ari zona St.	47 72	344	H	Mi ssi ssi ppi Val .	85 48									

Non-Div I Games: Westminster (MO) 106 47

Colorado

Average RPI Win:	215	WON-LOST	WINNING	LAST 10	STRENGTH OF	OPP. STRENGTH	TEAM	ADJ.	CONF.	ADJ CONF.
Average RPI Loss:	126	RECORD	PCT. RANK	GAMES	SCHEDULE	OF SCHEDULE	RPI	RPI	RPI	RPI
DIV. I ONLY	11- 6	91	7- 3	236	148	174	174	16	16	
DIV. I NON-CONF.	7- 3	74	4- 1	134	150	113	113	16	16	

TOTALS	RPI 1-25	RPI 26-50	W-L RECORDS	RPI 51-100	RPI 101-999	RPI 201+				
11- 6	0- 0	1- 1	OVERALL	1- 1	9- 4	7- 1				
7- 5	0- 0	0- 1	HOME	1- 1	6- 3	5- 1				
4- 1	0- 0	1- 0	AWAY	0- 0	3- 1	2- 0				
0- 0	0- 0	0- 0	NEUTRAL	0- 0	0- 0	0- 0				
7- 3	0- 0	1- 1	NON-CONFERENCE	1- 0	5- 2	3- 1				
5- 3	0- 0	0- 1	HOME	1- 0	4- 2	3- 1				
2- 0	0- 0	1- 0	AWAY	0- 0	1- 0	0- 0				
0- 0	0- 0	0- 0	NEUTRAL	0- 0	0- 0	0- 0				
4- 3	0- 0	0- 0	CONFERENCE	0- 1	4- 2	4- 0				
2- 2	0- 0	0- 0	HOME	0- 1	2- 1	2- 0				
2- 1	0- 0	0- 0	AWAY	0- 0	2- 1	2- 0				
0- 0	0- 0	0- 0	NEUTRAL	0- 0	0- 0	0- 0				

RPI 1-25				RPI 26-50				RPI 51-100				RPI 101+				Team's RPI: 174	
RPI	S	Opponent	Score	RPI	S	Opponent	Score	RPI	S	Opponent	Score	RPI	S	Opponent	Score		
				28	H	Oklahoma	46 78	54	H	Gonzaga	65 49	110	H	BYU	56 54		
				33	A	Northern Colo.	55 44	55	H	Wyoming	49 53	111	H	Colorado	67 70		
												177	H	Boise St.	58 62		
												178	A	Fresno St.	45 56		
												198	A	Denver	61 56		
												206	H	Idaho	69 83		
												251	H	Morgan St.	60 44		
												255	A	San Diego St.	65 63		
												257	H	San Jose St.	63 48		
												289	H	Prairie View	71 59		
												296	H	Utah St.	56 45		
												304	A	Air Force	40 39		
												323	H	N. C. Central	85 48		

Team's RPI: 174																	
LAST 12 Division I GAMES:																	
				304	A	Air Force	40 39	177	H	Boise St.	58 62						
				55	H	Wyoming	49 53	251	H	Morgan St.	60 44						
				296	H	Utah St.	56 45	289	H	Prairie View	71 59						
				178	A	Fresno St.	45 56	33	A	Northern Colo.	55 44						
				255	A	San Diego St.	65 63	111	H	Colorado	67 70						
				257	H	San Jose St.	63 48	110	H	BYU	56 54						

Non-Div I Games: Eastern N.M. 75 35

Colorado St.

Col umbi a				Through Games Of Jan. 18, 2018							
Average RPI	Win:	223	WON-LOST	WINNING	LAST 10	STRENGTH OF	OPP. STRENGTH	TEAM	ADJ.	CONF.	ADJ CONF.
Average RPI	Loss:	103	RECORD	PCT. RANK	GAMES	SCHEDULE	OF SCHEDULE	RPI	RPI	RPI	RPI
DIV. I ONLY			6- 11	251	4- 6	82	149	176	176	9	9
DIV. I NON-CONF.			6- 9	214	4- 6	131	153	177	177	9	9

TOTALS		RPI 1-25		RPI 26-50		W-L RECORDS		RPI 51-100		RPI 101-999	RPI 201+
6- 11		0- 3		0- 3		OVERALL		0- 0		6- 5	3- 2
3- 2		0- 0		0- 1		HOME		0- 0		3- 1	1- 1
3- 6		0- 0		0- 2		AWAY		0- 0		3- 4	2- 1
0- 3		0- 3		0- 0		NEUTRAL		0- 0		0- 0	0- 0
6- 9		0- 3		0- 2		NON-CONFERENCE		0- 0		6- 4	3- 2
3- 2		0- 0		0- 1		HOME		0- 0		3- 1	1- 1
3- 4		0- 0		0- 1		AWAY		0- 0		3- 3	2- 1
0- 3		0- 3		0- 0		NEUTRAL		0- 0		0- 0	0- 0
0- 2		0- 0		0- 1		CONFERENCE		0- 0		0- 1	0- 0
0- 0		0- 0		0- 0		HOME		0- 0		0- 0	0- 0
0- 2		0- 0		0- 1		AWAY		0- 0		0- 1	0- 0
0- 0		0- 0		0- 0		NEUTRAL		0- 0		0- 0	0- 0

RPI 1-25					RPI 26-50					RPI 51-100					RPI 101+ Team's RPI: 176														
RPI	S	Opponent	Score		RPI	S	Opponent	Score		RPI	S	Opponent	Score		RPI	S	Opponent	Score											
3	N	Missi ssi ppi St.	54	90	27	H	Buffal o	63	65						121	A	Penn	51	70										
12	N	Green Bay	43	61	42	A	Houston	53	77						129	A	Ri ce	44	67										
22	N	Ari zona St.	48	72	47	A	Princeton	47	69						142	H	Saint Francis (PA)	94	81										
															155	A	Hampton	58	60										
															158	A	Provi dence	73	64										
															172	H	Boston Col lege	68	60										
															215	H	Hofstra	75	53										
															222	H	Ri chmond	79	85										
															314	A	Vermont	73	66										
															337	A	UMBC	60	44										
															348	A	UMass Lowel l	70	77										
															LAST 12 Di vi si on I GAMES:					27	H	Buffal o	63	65	142	H	Saint Francis (PA)	94	81
															47	A	Princeton	47	69	337	A	UMBC	60	44	172	H	Boston Col lege	68	60
															155	A	Hampton	58	60	22	N	Ari zona St.	48	72	3	N	Missi ssi ppi St.	54	90
															129	A	Ri ce	44	67										
42	A	Houston	53	77																									
215	H	Hofstra	75	53																									

Non-Di v I Games:

Col umbi a

Average RPI Win:	313	WON-LOST	WINNING	LAST 10	STRENGTH OF	OPP. STRENGTH	TEAM	ADJ.	CONF.	ADJ CONF.
Average RPI Loss:	179	RECORD	PCT. RANK	GAMES	SCHEDULE	OF SCHEDULE	RPI	RPI	RPI	RPI
DIV. I ONLY	3- 14	308	2- 8	234	316	316	316	31	31	
DIV. I NON-CONF.	1- 11	331	0- 7	122	251	300	300	31	31	

TOTALS	RPI 1-25	RPI 26-50	W-L RECORDS	RPI 51-100	RPI 101-999	RPI 201+				
3- 14	0- 2	0- 2	OVERALL	0- 0	3- 10	3- 6				
3- 1	0- 0	0- 1	HOME	0- 0	3- 0	3- 0				
0- 11	0- 0	0- 0	AWAY	0- 0	0- 2	0- 2				
0- 2	0- 1	0- 0	NEUTRAL	0- 0	0- 1	0- 1				
1- 11	0- 2	0- 2	NON-CONFERENCE	0- 0	1- 7	1- 4				
1- 1	0- 0	0- 1	HOME	0- 0	1- 0	1- 0				
0- 8	0- 1	0- 1	AWAY	0- 0	0- 6	0- 3				
0- 2	0- 1	0- 0	NEUTRAL	0- 0	0- 1	0- 1				
2- 3	0- 0	0- 0	CONFERENCE	0- 0	2- 3	2- 2				
2- 0	0- 0	0- 0	HOME	0- 0	2- 0	2- 0				
0- 3	0- 0	0- 0	AWAY	0- 0	0- 3	0- 2				
0- 0	0- 0	0- 0	NEUTRAL	0- 0	0- 0	0- 0				

RPI 1-25				RPI 26-50				RPI 51-100				RPI 101+ Team's RPI: 316			
RPI	S	Opponent	Score	RPI	S	Opponent	Score	RPI	S	Opponent	Score	RPI	S	Opponent	Score
13	N	Missouri	50 73	36	H	Maryland	49 113					103	A	Middle Tenn.	39 69
16	A	Baylor	54 100	40	A	West Virginia	43 101					140	A	SFA	59 72
												186	A	Norfolk St.	57 71
												197	A	Charlotte	49 78
												236	N	Manhattan	56 74
												262	H	Mt. St. Mary's	68 54
												266	A	N. C. A&T	63 64
												307	A	VCU	47 62
												319	A	Old Dominion	67 75
												323	A	N. C. Central	52 60
												329	A	Charleston So.	58 72
												332	H	Florida A&M	62 56
												345	H	Savannah St.	66 57
LAST 12 Division I GAMES:															
266	A	N. C. A&T	63 64	307	A	VCU	47 62								
323	A	N. C. Central	52 60	40	A	West Virginia	43 101								
332	H	Florida A&M	62 56	103	A	Middle Tenn.	39 69								
345	H	Savannah St.	66 57	197	A	Charlotte	49 78								
186	A	Norfolk St.	57 71	319	A	Old Dominion	67 75								
36	H	Maryland	49 113	236	N	Manhattan	56 74								

Non-Div I Games:

Coppin St.

Average RPI Win: 305
Average RPI Loss: 162

WON-LOST
RECORD

WINNING
PCT. RANK

LAST 10
GAMES

STRENGTH OF
SCHEDULE

OPP. STRENGTH
OF SCHEDULE

TEAM
RPI

ADJ.
RPI

CONF.
RPI

ADJ CONF.
RPI

DIV. I ONLY	4- 11	286	3- 7	267	284	283	283	9	9
DIV. I NON-CONF.	4- 9	249	4- 6	324	313	303	303	9	9
<hr/>									
TOTALS	RPI 1-25	RPI 26-50	W-L RECORDS	RPI 51-100	RPI 101-999	RPI 201+			
4- 11	0- 0	0- 1	OVERALL	0- 1	4- 9	4- 3			
1- 5	0- 0	0- 0	HOME	0- 0	1- 5	1- 2			
3- 6	0- 0	0- 1	AWAY	0- 1	3- 4	3- 1			
0- 0	0- 0	0- 0	NEUTRAL	0- 0	0- 0	0- 0			
4- 9	0- 0	0- 0	NON-CONFERENCE	0- 1	4- 8	4- 3			
1- 5	0- 0	0- 0	HOME	0- 0	1- 5	1- 2			
3- 4	0- 0	0- 0	AWAY	0- 1	3- 3	3- 1			
0- 0	0- 0	0- 0	NEUTRAL	0- 0	0- 0	0- 0			
0- 2	0- 0	0- 1	CONFERENCE	0- 0	0- 1	0- 0			
0- 0	0- 0	0- 0	HOME	0- 0	0- 0	0- 0			
0- 2	0- 0	0- 1	AWAY	0- 0	0- 1	0- 0			
0- 0	0- 0	0- 0	NEUTRAL	0- 0	0- 0	0- 0			

RPI	S	Opponent	Score	RPI	S	Opponent	Score	RPI	S	Opponent	Score	RPI	S	Opponent	Score	Team's RPI: 283
47	A	Princeton	54 75	64	A	Drexel	39 61	121	A	Penn	48 68	157	A	New Hampshire	45 48	
								162	H	Oakland	77 79	163	H	Binghamton	58 66	
								164	H	Lehigh	57 62	166	A	Pittsburgh	39 51	
								216	H	Stony Brook	48 40	235	A	Loyola Maryland	63 78	
								239	H	Lafayette	58 59	260	H	Colgate	70 74	
								310	A	Canisius	67 59	346	A	NJIT	61 46	
								348	A	UMass Lowell	71 53					
<hr/>																
LAST 12 Division I GAMES:																
47	A	Princeton	54 75	163	H	Binghamton	58 66	121	A	Penn	48 68	162	H	Oakland	77 79	
346	A	NJIT	61 46	216	H	Stony Brook	48 40	239	H	Lafayette	58 59	310	A	Canisius	67 59	
348	A	UMass Lowell	71 53	164	H	Lehigh	57 62									
157	A	New Hampshire	45 48													
64	A	Drexel	39 61													

Non-Div I Games:

Cornell

C
r
e
i
g
h
t
o
n

Creighton				Through Games Of Jan. 18, 2018							
Average RPI	Win:	128	WON-LOST	WINNING	LAST 10	STRENGTH OF	OPP. STRENGTH	TEAM	ADJ.	CONF.	ADJ CONF.
Average RPI	Loss:	46	RECORD	PCT. RANK	GAMES	SCHEDULE	OF SCHEDULE	RPI	RPI	RPI	RPI
DIV. I ONLY			10- 7	119	6- 4	19	10	57	57	6	6
DIV. I NON-CONF.			6- 4	122	3- 2	30	16	48	48	5	5

TOTALS	RPI 1-25			RPI 26-50		W-L RECORDS	RPI 51-100	RPI 101-999		RPI 201+	
10- 7	1- 3			1- 2		OVERALL	2- 1	6- 1		1- 0	
6- 3	1- 2			1- 1		HOME	0- 0	4- 0		0- 0	
4- 2	0- 0			0- 1		AWAY	2- 1	2- 0		1- 0	
0- 2	0- 1			0- 0		NEUTRAL	0- 0	0- 1		0- 0	
6- 4	0- 2			1- 0		NON-CONFERENCE	1- 1	4- 1		1- 0	
3- 1	0- 1			1- 0		HOME	0- 0	2- 0		0- 0	
3- 1	0- 0			0- 0		AWAY	1- 1	2- 0		1- 0	
0- 2	0- 1			0- 0		NEUTRAL	0- 0	0- 1		0- 0	
4- 3	1- 1			0- 2		CONFERENCE	1- 0	2- 0		0- 0	
3- 2	1- 1			0- 1		HOME	0- 0	2- 0		0- 0	
1- 1	0- 0			0- 1		AWAY	1- 0	0- 0		0- 0	
0- 0	0- 0			0- 0		NEUTRAL	0- 0	0- 0		0- 0	

RPI 1-25				RPI 26-50				RPI 51-100				Team's RPI: 57				RPI 101+			
RPI	S	Opponent	Score	RPI	S	Opponent	Score	RPI	S	Opponent	Score	RPI	S	Opponent	Score	RPI	S	Opponent	Score
6	H	Florida St.	82 92	29	H	DePaul	54 82	73	A	Nebraska	64 49	128	A	Drake	108 100				
10	N	UCLA	63 72	34	A	St. John's (NY)	65 72	97	A	South Dakota	68 73	130	N	Washington	64 67				
17	H	Marquette	77 92	37	H	South Dakota St.	72 65	100	A	Seton Hall	68 51	154	H	Georgetown	69 58				
20	H	Villanova	69 54									158	H	Providence	73 56				
												181	H	Wichita St.	66 61				
												195	H	UNI	89 78				
												238	A	Omaha	72 51				

LAST 12 Division I GAMES:																			
158	H	Providence	73 56	20	H	Villanova	69 54												
29	H	DePaul	54 82	6	H	Florida St.	82 92												
17	H	Marquette	77 92	37	H	South Dakota St.	72 65												
34	A	St. John's (NY)	65 72	238	A	Omaha	72 51												
100	A	Seton Hall	68 51	128	A	Drake	108 100												
154	H	Georgetown	69 58	10	N	UCLA	63 72												

C
r
e
i
g
h
t
o
n

Non-Div I Games:

Creighton

Average RPI	Win:	214	WON-LOST	WINNING	LAST 10	STRENGTH OF	OPP. STRENGTH	TEAM	ADJ.	CONF.	ADJ CONF.
Average RPI	Loss:	99	RECORD	PCT. RANK	GAMES	SCHEDULE	OF SCHEDULE	RPI	RPI	RPI	RPI
DIV. I ONLY		9- 5		93	5- 5	165	167	102	102	9	9
DIV. I NON-CONF.		8- 5		112	6- 5	188	192	116	116	9	9

TOTALS	RPI 1-25		RPI 26-50		W-L RECORDS	RPI 51-100		RPI 101-999		RPI 201+	
9- 5	0- 1		0- 0		OVERALL	1- 2		8- 2		4- 0	
6- 1	0- 0		0- 0		HOME	1- 1		5- 0		3- 0	
3- 4	0- 1		0- 0		AWAY	0- 1		3- 2		1- 0	
0- 0	0- 0		0- 0		NEUTRAL	0- 0		0- 0		0- 0	
8- 5	0- 1		0- 0		NON-CONFERENCE	0- 2		8- 2		4- 0	
5- 1	0- 0		0- 0		HOME	0- 1		5- 0		3- 0	
3- 4	0- 1		0- 0		AWAY	0- 1		3- 2		1- 0	
0- 0	0- 0		0- 0		NEUTRAL	0- 0		0- 0		0- 0	
1- 0	0- 0		0- 0		CONFERENCE	1- 0		0- 0		0- 0	
1- 0	0- 0		0- 0		HOME	1- 0		0- 0		0- 0	
0- 0	0- 0		0- 0		AWAY	0- 0		0- 0		0- 0	
0- 0	0- 0		0- 0		NEUTRAL	0- 0		0- 0		0- 0	

RPI 1-25				RPI 26-50				RPI 51-100				RPI 101+				Team's RPI: 102
RPI	S	Opponent	Score	RPI	S	Opponent	Score	RPI	S	Opponent	Score	RPI	S	Opponent	Score	
7	A	Ohio St.	70 103					52	A	Albany (NY)	61 76	111	A	Colorado	81 75	
								81	H	Maine	51 64	157	H	New Hampshire	57 49	
								94	H	Harvard	63 56	163	A	Binghamton	64 80	
												172	H	Boston College	68 57	
												192	A	Army West Point	56 71	
												194	A	Marist	60 51	
												218	A	Holy Cross	76 74	
												314	H	Vermont	66 56	
												321	H	Rhode Island	70 54	
												346	H	NJIT	81 50	

LAST 12 Division I GAMES:																
				94	H	Harvard	63 56	81	H	Maine	51 64					
				163	A	Binghamton	64 80	157	H	New Hampshire	57 49					
				52	A	Albany (NY)	61 76	194	A	Marist	60 51					
				218	A	Holy Cross	76 74	192	A	Army West Point	56 71					
				7	A	Ohio St.	70 103	346	H	NJIT	81 50					
				111	A	Colorado	81 75	321	H	Rhode Island	70 54					

Non-Div I Games:

Dartmouth

Average RPI	Win: 244	WON-LOST	WINNING	LAST 10	STRENGTH OF	OPP. STRENGTH	TEAM	ADJ.	CONF.	ADJ CONF.
Average RPI	Loss: 95	RECORD	PCT. RANK	GAMES	SCHEDULE	OF SCHEDULE	RPI	RPI	RPI	RPI
DIV. I ONLY	7- 12	246	4- 6	65	189	156	156	13	13	
DIV. I NON-CONF.	5- 8	220	2- 4	62	212	140	140	12	12	

TOTALS	RPI 1-25	RPI 26-50	W-L RECORDS	RPI 51-100	RPI 101-999	RPI 201+				
7- 12	0- 1	0- 1	OVERALL	0- 6	7- 4	5- 0				
3- 5	0- 0	0- 1	HOME	0- 3	3- 1	2- 0				
4- 7	0- 1	0- 0	AWAY	0- 3	4- 3	3- 0				
0- 0	0- 0	0- 0	NEUTRAL	0- 0	0- 0	0- 0				
5- 8	0- 1	0- 1	NON-CONFERENCE	0- 3	5- 3	3- 0				
2- 3	0- 0	0- 1	HOME	0- 1	2- 1	1- 0				
3- 5	0- 1	0- 0	AWAY	0- 2	3- 2	2- 0				
0- 0	0- 0	0- 0	NEUTRAL	0- 0	0- 0	0- 0				
2- 4	0- 0	0- 0	CONFERENCE	0- 3	2- 1	2- 0				
1- 2	0- 0	0- 0	HOME	0- 2	1- 0	1- 0				
1- 2	0- 0	0- 0	AWAY	0- 1	1- 1	1- 0				
0- 0	0- 0	0- 0	NEUTRAL	0- 0	0- 0	0- 0				

RPI 1-25				RPI 26-50				RPI 51-100				RPI 101+				Team's RPI: 156
RPI	S	Opponent	Score	RPI	S	Opponent	Score	RPI	S	Opponent	Score	RPI	S	Opponent	Score	
21	A	NC State	49 73	47	H	Princeton	57 63	53	A	UCF	54 62	105	A	High Point	82 74	
								70	H	Duquesne	54 79	107	A	George Mason	61 74	
								72	A	Fordham	58 66	136	A	William & Mary	55 73	
								77	A	Mercer	54 69	188	H	Gardner-Webb	65 70	
								83	H	Elon	58 75	191	A	Furman	62 65	
								91	H	George Washington	48 53	197	H	Charlotte	68 66	
												222	A	Richmond	68 65	
												254	H	UNC Asheville	58 50	
												285	A	Appalachian St.	59 57	
												321	H	Rhode Island	77 67	
												324	A	Western Caro.	70 57	
LAST 12 Division I GAMES:																
91	H	George Washington	48 53	53	A	UCF	54 62	197	H	Charlotte	68 66					
222	A	Richmond	68 65	105	A	High Point	82 74	188	H	Gardner-Webb	65 70					
72	A	Fordham	58 66	83	H	Elon	58 75	77	A	Mercer	54 69					
321	H	Rhode Island	77 67													
70	H	Duquesne	54 79													
107	A	George Mason	61 74													

Non-Div I Games:

Davidson

Average RPI Win:	180	WON-LOST	WINNING	LAST 10	STRENGTH OF	OPP. STRENGTH	TEAM	ADJ.	CONF.	ADJ CONF.
Average RPI Loss:	33	RECORD	PCT. RANK	GAMES	SCHEDULE	OF SCHEDULE	RPI	RPI	RPI	RPI
DIV. I ONLY	13- 4	43	8- 2	124	95	62	62	13	13	
DIV. I NON-CONF.	7- 4	102	3- 3	74	70	76	76	12	12	

TOTALS	RPI 1-25	RPI 26-50	W-L RECORDS	RPI 51-100	RPI 101-999	RPI 201+				
13- 4	0- 2	1- 1	OVERALL	3- 1	9- 0	5- 0				
7- 1	0- 1	1- 0	HOME	1- 0	5- 0	4- 0				
3- 2	0- 0	0- 1	AWAY	1- 1	2- 0	0- 0				
3- 1	0- 1	0- 0	NEUTRAL	1- 0	2- 0	1- 0				
7- 4	0- 2	1- 1	NON-CONFERENCE	2- 1	4- 0	3- 0				
4- 1	0- 1	1- 0	HOME	1- 0	2- 0	2- 0				
0- 2	0- 0	0- 1	AWAY	0- 1	0- 0	0- 0				
3- 1	0- 1	0- 0	NEUTRAL	1- 0	2- 0	1- 0				
6- 0	0- 0	0- 0	CONFERENCE	1- 0	5- 0	2- 0				
3- 0	0- 0	0- 0	HOME	0- 0	3- 0	2- 0				
3- 0	0- 0	0- 0	AWAY	1- 0	2- 0	0- 0				
0- 0	0- 0	0- 0	NEUTRAL	0- 0	0- 0	0- 0				

RPI 1-25				RPI 26-50				RPI 51-100 Team's RPI: 62				RPI 101+			
RPI	S	Opponent	Score	RPI	S	Opponent	Score	RPI	S	Opponent	Score	RPI	S	Opponent	Score
12	H	Green Bay	64 75	44	H	Virginia	61 46	51	A	Toledo	50 68	114	N	Tulane	71 65
19	N	South Fla.	87 93	48	A	Quinnipiac	66 72	72	A	Fordham	63 62	120	H	Saint Louis	101 76
								89	H	James Madison	82 54	153	A	Saint Joseph's	65 59
								94	N	Harvard	72 66	180	A	La Salle	76 47
												225	H	St. Bonaventure	80 59
												251	H	Morgan St.	88 52
												321	H	Rhode Island	116 58
												336	H	Ark.-Pine Bluff	81 43
												344	N	Mississippi Val.	65 46

LAST 12 Division I GAMES:															
				72	A	Fordham	63 62	344	N	Mississippi Val.	65 46				
				120	H	Saint Louis	101 76	19	N	South Fla.	87 93				
				225	H	St. Bonaventure	80 59	89	H	James Madison	82 54				
				153	A	Saint Joseph's	65 59	12	H	Green Bay	64 75				
				321	H	Rhode Island	116 58	48	A	Quinnipiac	66 72				
				180	A	La Salle	76 47	336	H	Ark.-Pine Bluff	81 43				

Non-Div I Games:

Dayton

DePaul

Through Games Of Jan. 18, 2018

Average RPI Win: 129

Average RPI Loss: 18

WON-LOST
RECORD

WINNING
PCT. RANK

LAST 10
GAMES

STRENGTH OF
SCHEDULE

OPP. STRENGTH
OF SCHEDULE

TEAM
RPI

ADJ.
RPI

CONF.
RPI

ADJ CONF.
RPI

DIV. I ONLY

14- 5

57

8- 2

29

2

29

29

6

6

DIV. I NON-CONF.

8- 4

87

3- 2

28

3

44

44

5

5

TOTALS

RPI 1-25

RPI 26-50

W-L RECORDS

RPI 51-100

RPI 101-999

RPI 201+

14- 5

0- 3

2- 2

OVERALL

5- 0

7- 0

2- 0

9- 2

0- 1

2- 1

HOME

3- 0

4- 0

2- 0

3- 2

0- 2

0- 0

AWAY

1- 0

2- 0

0- 0

2- 1

0- 0

0- 1

NEUTRAL

1- 0

1- 0

0- 0

8- 4

0- 2

1- 2

NON-CONFERENCE

2- 0

5- 0

2- 0

5- 2

0- 1

1- 1

HOME

1- 0

3- 0

2- 0

1- 1

0- 1

0- 0

AWAY

0- 0

1- 0

0- 0

2- 1

0- 0

0- 1

NEUTRAL

1- 0

1- 0

0- 0

6- 1

0- 1

1- 0

CONFERENCE

3- 0

2- 0

0- 0

4- 0

0- 0

1- 0

HOME

2- 0

1- 0

0- 0

2- 1

0- 1

0- 0

AWAY

1- 0

1- 0

0- 0

0- 0

0- 0

0- 0

NEUTRAL

0- 0

0- 0

0- 0

RPI 1-25

RPI 26-50

Team's RPI: 29

RPI 51-100

RPI 101+

RPI S Opponent Score

1 H UConn 69 103

2 A Notre Dame 82 91

17 A Marquette 81 93

RPI S Opponent Score

28 H Oklahoma 111 108

33 H Northern Colo. 88 94

34 H St. John's (NY) 76 67

38 N FGCU 84 89

RPI S Opponent Score

54 N Gonzaga 88 71

57 A Creighton 82 54

79 H Butler 87 65

90 H IUPUI 85 71

100 H Seton Hall 89 66

RPI S Opponent Score

120 H Saint Louis 86 78

141 H Xavier 79 48

158 A Providence 71 48

165 A Northwestern 92 63

170 N Memphis 81 67

286 H Loyola Chi cago 88 47

318 H Delaware St. 110 71

LAST 12 Division I GAMES:

79 H Butler 87 65

141 H Xavier 79 48

57 A Creighton 82 54

158 A Providence 71 48

17 A Marquette 81 93

34 H St. John's (NY) 76 67

100 H Seton Hall 89 66

90 H IUPUI 85 71

2 A Notre Dame 82 91

165 A Northwestern 92 63

1 H UConn 69 103

286 H Loyola Chi cago 88 47

Non-Div I Games:

DePaul

Loss,

Non-Conf,

S Site,

H Home

A Away

N Neutral

Page 65

Non-Div I Games:

DePaul

Average RPI Win:	209	WON-LOST	WINNING	LAST 10	STRENGTH OF	OPP. STRENGTH	TEAM	ADJ.	CONF.	ADJ CONF.
Average RPI Loss:	130	RECORD	PCT. RANK	GAMES	SCHEDULE	OF SCHEDULE	RPI	RPI	RPI	RPI
DIV. I ONLY	11- 5	77	8- 2	200	190	99	99	11	11	
DIV. I NON-CONF.	7- 4	102	5- 2	252	185	135	135	13	13	

TOTALS	RPI 1-25	RPI 26-50	W-L RECORDS	RPI 51-100	RPI 101-999	RPI 201+				
11- 5	0- 0	0- 2	OVERALL	2- 1	9- 2	7- 1				
5- 1	0- 0	0- 0	HOME	2- 0	3- 1	3- 0				
5- 3	0- 0	0- 2	AWAY	0- 1	5- 0	3- 0				
1- 1	0- 0	0- 0	NEUTRAL	0- 0	1- 1	1- 1				
7- 4	0- 0	0- 2	NON-CONFERENCE	1- 0	6- 2	4- 1				
3- 1	0- 0	0- 0	HOME	1- 0	2- 1	2- 0				
3- 2	0- 0	0- 2	AWAY	0- 0	3- 0	1- 0				
1- 1	0- 0	0- 0	NEUTRAL	0- 0	1- 1	1- 1				
4- 1	0- 0	0- 0	CONFERENCE	1- 1	3- 0	3- 0				
2- 0	0- 0	0- 0	HOME	1- 0	1- 0	1- 0				
2- 1	0- 0	0- 0	AWAY	0- 1	2- 0	2- 0				
0- 0	0- 0	0- 0	NEUTRAL	0- 0	0- 0	0- 0				

RPI 1-25				RPI 26-50				RPI 51-100				Team's RPI : 99				RPI 101+			
RPI	S	Opponent	Score	RPI	S	Opponent	Score	RPI	S	Opponent	Score	RPI	S	Opponent	Score	RPI	S	Opponent	Score
				27	A	Buffal o	73 87	64	A	Drexel	53 74	116	A	Hartford	72 63				
				47	A	Princeton	60 78	65	H	American	72 56	171	H	Boston U.	79 85				
								83	H	El on	80 66					192	A	Army West Point	70 59
																215	A	Hofstra	58 51
																225	A	St. Bonaventure	53 52
																233	A	Col. of Charleston	68 59
																235	H	Loyol a Maryl and	71 38
																282	H	Towson	51 49
																318	H	Del aware St.	84 49
																339	N	Saint Peter's	87 90
																340	N	Eastern Ill.	66 37
LAST 12 Division I GAMES:																			
				282	H	Towson	51 49					318	H	Del aware St.	84 49				
				215	A	Hofstra	58 51					192	A	Army West Point	70 59				
				233	A	Col. of Charleston	68 59					47	A	Princeton	60 78				
				83	H	El on	80 66					225	A	St. Bonaventure	53 52				
				64	A	Drexel	53 74					340	N	Eastern Ill.	66 37				
				235	H	Loyol a Maryl and	71 38					339	N	Saint Peter's	87 90				

Non-Div I Games:

Del aware

Average RPI Win:	344	WON-LOST	WINNING	LAST 10	STRENGTH OF	OPP. STRENGTH	TEAM	ADJ.	CONF.	ADJ CONF.
Average RPI Loss:	162	RECORD	PCT. RANK	GAMES	SCHEDULE	OF SCHEDULE	RPI	RPI	RPI	RPI
DIV. I ONLY	2- 16	331	1- 9	212	231	318	318	31	31	
DIV. I NON-CONF.	1- 12	335	0- 7	88	124	284	284	31	31	
<hr/>										
TOTALS	RPI 1-25	RPI 26-50	W-L RECORDS	RPI 51-100	RPI 101-999	RPI 201+				
2- 16	0- 0	0- 2	OVERALL	0- 3	2- 11	2- 4				
2- 5	0- 0	0- 0	HOME	0- 1	2- 4	2- 2				
0- 9	0- 0	0- 0	AWAY	0- 0	0- 3	0- 1				
0- 2	0- 0	0- 0	NEUTRAL	0- 1	0- 1	0- 0				
1- 12	0- 0	0- 2	NON-CONFERENCE	0- 3	1- 7	1- 1				
1- 3	0- 0	0- 0	HOME	0- 1	1- 2	1- 0				
0- 7	0- 0	0- 2	AWAY	0- 1	0- 4	0- 1				
0- 2	0- 0	0- 0	NEUTRAL	0- 1	0- 1	0- 0				
1- 4	0- 0	0- 0	CONFERENCE	0- 0	1- 4	1- 3				
1- 2	0- 0	0- 0	HOME	0- 0	1- 2	1- 2				
0- 2	0- 0	0- 0	AWAY	0- 0	0- 2	0- 1				
0- 0	0- 0	0- 0	NEUTRAL	0- 0	0- 0	0- 0				

RPI 1-25				RPI 26-50				RPI 51-100				RPI 101+ Team's RPI: 318			
RPI	S	Opponent	Score	RPI	S	Opponent	Score	RPI	S	Opponent	Score	RPI	S	Opponent	Score
				26	A	Michigan	36 105	64	H	Drexel	52 73	122	A	Kansas	49 81
				29	A	DePaul	71 110	95	N	Ole Miss	58 110	143	H	Robert Morris	42 65
								99	A	Delaware	49 84	155	A	Hampton	62 66
												161	N	Stetson	43 58
												174	A	Temple	72 96
												180	H	La Salle	48 71
												196	A	Florida	51 85
												220	A	Fla. Atlantic	67 90
												266	H	N.C. A&T	48 66
												323	H	N.C. Central	67 74
												332	A	Florida A&M	54 59
												338	H	South Carolina St.	58 44
												349	H	Longwood	60 56
LAST 12 Division I GAMES:															
				332	A	Florida A&M	54 59	220	A	Fla. Atlantic	67 90				
				155	A	Hampton	62 66	196	A	Florida	51 85				
				266	H	N.C. A&T	48 66	26	A	Michigan	36 105				
				338	H	South Carolina St.	58 44	180	H	La Salle	48 71				
				323	H	N.C. Central	67 74	99	A	Delaware	49 84				
				161	N	Stetson	43 58	143	H	Robert Morris	42 65				

Non-Div I Games:

Delaware St.

Average RPI Win: 284

Average RPI Loss: 91

WON-LOST
RECORDWINNING
PCT. RANKLAST 10
GAMESSTRENGTH OF
SCHEDULEOPP. STRENGTH
OF SCHEDULETEAM
RPIADJ.
RPICONF.
RPIADJ CONF.
RPIDIV. I ONLY
DIV. I NON-CONF.11- 8
8- 6128
1436- 4
5- 2294
314188
229198
222198
22214
1514
15

TOTALS

RPI 1-25

RPI 26-50

W-L RECORDS

RPI 51-100

RPI 101-999

RPI 201+

11- 8

0- 0

0- 2

OVERALL

0- 3

11- 3

11- 0

3- 4

0- 0

0- 2

HOME

0- 1

3- 1

3- 0

7- 2

0- 0

0- 0

AWAY

0- 2

7- 0

7- 0

1- 2

0- 0

0- 0

NEUTRAL

0- 0

1- 2

1- 0

8- 6

0- 0

0- 1

NON-CONFERENCE

0- 2

8- 3

8- 0

2- 3

0- 0

0- 1

HOME

0- 1

2- 1

2- 0

5- 1

0- 0

0- 0

AWAY

0- 1

5- 0

5- 0

1- 2

0- 0

0- 0

NEUTRAL

0- 0

1- 2

1- 0

3- 2

0- 0

0- 1

CONFERENCE

0- 1

3- 0

3- 0

1- 1

0- 0

0- 1

HOME

0- 0

1- 0

1- 0

2- 1

0- 0

0- 0

AWAY

0- 1

2- 0

2- 0

0- 0

0- 0

0- 0

NEUTRAL

0- 0

0- 0

0- 0

RPI 1-25

RPI S Opponent

Score

RPI 26-50

RPI S Opponent

Score

RPI 51-100

RPI S Opponent

Score

RPI 101+

RPI S Opponent

Team's RPI: 198

Score

33 H Northern Colo. 63 71
37 H South Dakota St. 58 6955 H Wyoming 51 61
65 A American 53 66
97 A South Dakota 51 79118 N Miami (OH) 52 69
145 N Liberty 69 82
174 H Colorado St. 56 61
210 N Eastern Mich. 60 54
238 A Omaha 85 74
261 A UMKC 77 68
265 H North Dakota St. 98 79
288 H Utah Valley 72 53
293 A Fort Wayne 73 55
296 A Utah St. 74 72
304 A Air Force 75 54
312 A Cal St. Fullerton 83 58
320 H Northern Ari z. 80 73
337 A UMBC 70 48

LAST 12 Division I GAMES:

238 A Omaha 85 74
265 H North Dakota St. 98 79
37 H South Dakota St. 58 69
293 A Fort Wayne 73 55
288 H Utah Valley 72 53
97 A South Dakota 51 79
261 A UMKC 77 68
145 N Liberty 69 82
296 A Utah St. 74 72
65 A American 53 66
337 A UMBC 70 48
320 H Northern Ari z. 80 73

Non-Div I Games:

Chadron St.

99 55

Denver

Average RPI Win:	327	WON-LOST	WINNING	LAST 10	STRENGTH OF	OPP. STRENGTH	TEAM	ADJ.	CONF.	ADJ CONF.
Average RPI Loss:	124	RECORD	PCT. RANK	GAMES	SCHEDULE	OF SCHEDULE	RPI	RPI	RPI	RPI
DIV. I ONLY	1- 17	344	1- 9	88	134	281	281	10	10	
DIV. I NON-CONF.	0- 11	337	0- 5	72	80	291	291	11	11	

TOTALS	RPI 1-25	RPI 26-50	W-L RECORDS	RPI 51-100	RPI 101-999	RPI 201+				
1- 17	0- 1	0- 2	OVERALL	0- 4	1- 10	1- 4				
0- 8	0- 1	0- 2	HOME	0- 2	0- 3	0- 2				
1- 7	0- 0	0- 0	AWAY	0- 2	1- 5	1- 1				
0- 2	0- 0	0- 0	NEUTRAL	0- 0	0- 2	0- 1				
0- 11	0- 0	0- 2	NON-CONFERENCE	0- 2	0- 7	0- 2				
0- 5	0- 0	0- 2	HOME	0- 1	0- 2	0- 1				
0- 4	0- 0	0- 0	AWAY	0- 1	0- 3	0- 0				
0- 2	0- 0	0- 0	NEUTRAL	0- 0	0- 2	0- 1				
1- 6	0- 1	0- 0	CONFERENCE	0- 2	1- 3	1- 2				
0- 3	0- 1	0- 0	HOME	0- 1	0- 1	0- 1				
1- 3	0- 0	0- 0	AWAY	0- 1	1- 2	1- 1				
0- 0	0- 0	0- 0	NEUTRAL	0- 0	0- 0	0- 0				

RPI 1-25				RPI 26-50				RPI 51-100				RPI 101+				Team's RPI: 281	
RPI	S	Opponent	Score	RPI	S	Opponent	Score	RPI	S	Opponent	Score	RPI	S	Opponent	Score		
12	H	Green Bay	27 85	26	H	Mi chi gan	50 86	51	H	Toledo	64 81	106	A	Cleveland St.	50 75		
				31	H	Mi chi gan St.	60 97	86	H	Wright St.	60 88	118	A	Mi ami (OH)	64 91		
								90	A	IUPUI	62 90	124	H	Bowling Green	81 85		
								93	A	Western Mi ch.	62 74	125	N	Clemson	44 72		
												126	A	Kent St.	74 82		
												159	A	Illinois	65 73		
												210	H	Eastern Mi ch.	76 78		
												217	N	North Texas	57 63		
												263	H	Northern Ky.	67 78		
												267	A	Youngstown St.	59 76		
												327	A	Ill. -Chi cago	61 58		
LAST 12 Division I GAMES:																	
12	H	Green Bay	27 85	267	A	Youngstown St.	59 76	51	H	Toledo	64 81						
327	A	Ill. -Chi cago	61 58					210	H	Eastern Mi ch.	76 78						
90	A	IUPUI	62 90					159	A	Illinois	65 73						
86	H	Wright St.	60 88					93	A	Western Mi ch.	62 74						
263	H	Northern Ky.	67 78					26	H	Mi chi gan	50 86						
106	A	Cleveland St.	50 75														

Non-Div I Games:

Detroit Mercy

Average RPI	Win:	219	WON-LOST	WINNING	LAST 10	STRENGTH OF	OPP. STRENGTH	TEAM	ADJ.	CONF.	ADJ CONF.
Average RPI	Loss:	52	RECORD	PCT. RANK	GAMES	SCHEDULE	OF SCHEDULE	RPI	RPI	RPI	RPI
DIV. I ONLY		10- 7		119	6- 3	126	123	128	128	24	24
DIV. I NON-CONF.		4- 7		226	1- 4	20	42	139	139	22	22

TOTALS	RPI 1-25		RPI 26-50		W-L RECORDS	RPI 51-100		RPI 101-999		RPI 201+	
10- 7	0- 1		0- 2		OVERALL	1- 3		9- 1		5- 0	
7- 3	0- 0		0- 1		HOME	1- 2		6- 0		4- 0	
2- 3	0- 1		0- 1		AWAY	0- 1		2- 0		0- 0	
1- 1	0- 0		0- 0		NEUTRAL	0- 0		1- 1		1- 0	
4- 7	0- 1		0- 2		NON-CONFERENCE	1- 3		3- 1		1- 0	
3- 3	0- 0		0- 1		HOME	1- 2		2- 0		0- 0	
0- 3	0- 1		0- 1		AWAY	0- 1		0- 0		0- 0	
1- 1	0- 0		0- 0		NEUTRAL	0- 0		1- 1		1- 0	
6- 0	0- 0		0- 0		CONFERENCE	0- 0		6- 0		4- 0	
4- 0	0- 0		0- 0		HOME	0- 0		4- 0		4- 0	
2- 0	0- 0		0- 0		AWAY	0- 0		2- 0		0- 0	
0- 0	0- 0		0- 0		NEUTRAL	0- 0		0- 0		0- 0	

RPI	S	Opponent	Score	RPI	S	Opponent	Score	RPI	S	Opponent	Score	RPI	S	Opponent	Score	Team's RPI: 128
5	A	Oregon	77 110	30	A	Iowa	66 79	55	A	Wyoming	61 75	107	N	George Mason	75 87	
				37	H	South Dakota St.	78 85	57	H	Creighton	100 108	123	A	Missouri St.	80 68	
								73	H	Nebraska	84 89	145	H	Liberty	96 68	
								82	H	Wisconsin	77 73	147	H	Iowa St.	83 80	
												169	A	Southern Ill.	75 64	
												247	H	Valparaiso	86 50	
												286	H	Loyola Chicago	72 46	
												301	H	Indiana St.	85 64	
												344	N	Mississippi Val.	96 60	
												347	H	Evansville	107 66	

LAST 12 Division I GAMES:																
347	H	Evansville	107 66	30	A	Iowa	66 79	57	H	Creighton	100 108	147	H	Iowa St.	83 80	
301	H	Indiana St.	85 64	37	H	South Dakota St.	78 85	73	H	Nebraska	84 89	123	A	Missouri St.	80 68	
169	A	Southern Ill.	75 64													
123	A	Missouri St.	80 68													
286	H	Loyola Chicago	72 46													
247	H	Valparaiso	86 50													
				344	N	Mississippi Val.	96 60									

Non-Div I Games: Iowa Wesleyan 102 25

Drake

Average RPI Win: 198

Average RPI Loss: 58

WON-LOST
RECORDWINNING
PCT. RANKLAST 10
GAMESSTRENGTH OF
SCHEDULEOPP. STRENGTH
OF SCHEDULETEAM
RPIADJ.
RPICONF.
RPIADJ CONF.
RPIDIV. I ONLY
DIV. I NON-CONF.12- 5
8- 469
878- 2
6- 1104
160139
8864
7464
7411
1311
13

TOTALS

RPI 1-25

RPI 26-50

W-L RECORDS

RPI 51-100

RPI 101-999

RPI 201+

12- 5

0- 1

0- 1

OVERALL

2- 3

10- 0

6- 0

7- 0

0- 0

0- 0

HOME

1- 0

6- 0

4- 0

4- 3

0- 1

0- 0

AWAY

0- 2

4- 0

2- 0

1- 2

0- 0

0- 1

NEUTRAL

1- 1

0- 0

0- 0

8- 4

0- 1

0- 1

NON-CONFERENCE

1- 2

7- 0

4- 0

4- 0

0- 0

0- 0

HOME

0- 0

4- 0

2- 0

3- 2

0- 1

0- 0

AWAY

0- 1

3- 0

2- 0

1- 2

0- 0

0- 1

NEUTRAL

1- 1

0- 0

0- 0

4- 1

0- 0

0- 0

CONFERENCE

1- 1

3- 0

2- 0

3- 0

0- 0

0- 0

HOME

1- 0

2- 0

2- 0

1- 1

0- 0

0- 0

AWAY

0- 1

1- 0

0- 0

0- 0

0- 0

0- 0

NEUTRAL

0- 0

0- 0

0- 0

RPI 1-25

RPI 26-50

RPI 51-100

Team's RPI: 64

RPI 101+

RPI	S	Opponent	Score
25	A	Syracuse	62 72

RPI	S	Opponent	Score
40	N	West Virginia	42 75

RPI	S	Opponent	Score
63	N	Virginia Tech	67 79
75	A	Penn St.	70 84
79	N	Butler	76 62
89	A	James Madison	48 56
99	H	Delaware	74 53

RPI	S	Opponent	Score
136	A	William & Mary	65 58
153	A	Saint Joseph's	65 58
180	H	La Salle	79 54
199	H	Bucknell	63 54
203	A	Niagara	66 65
215	H	Hofstra	47 38
239	H	Lafayette	52 37
273	H	UNCW	68 42
283	H	Cornell	61 39
318	A	Delaware St.	73 52

LAST 12 Division I GAMES:

273	H	UNCW	68 42	153	A	Saint Joseph's	65 58
89	A	James Madison	48 56	25	A	Syracuse	62 72
136	A	William & Mary	65 58	203	A	Niagara	66 65
215	H	Hofstra	47 38	318	A	Delaware St.	73 52
99	H	Delaware	74 53	239	H	Lafayette	52 37
283	H	Cornell	61 39	79	N	Butler	76 62

D
r
e
x
e
lD
r
e
x
e
l

Non-Div I Games:

Drexel

Loss,
 Non-Conf, S Site,
 H Home
A Away
 N Neutral

D
u
q
u
e
s
n
e

Duquesne				Through Games Of Jan. 18, 2018							
Average RPI	Win:	197	WON-LOST	WINNING	LAST 10	STRENGTH OF	OPP. STRENGTH	TEAM	ADJ.	CONF.	ADJ CONF.
Average RPI	Loss:	111	RECORD	PCT. RANK	GAMES	SCHEDULE	OF SCHEDULE	RPI	RPI	RPI	RPI
DIV. I ONLY			15- 3	18	9- 1	263	70	70	70	13	13
DIV. I NON-CONF.			10- 3	51	6- 1	231	47	66	66	12	12

TOTALS		RPI 1-25		RPI 26-50		W-L RECORDS		RPI 51-100	RPI 101-999	RPI 201+	
15- 3		0- 1		2- 0		OVERALL		2- 0	11- 2	7- 0	
8- 0		0- 0		1- 0		HOME		1- 0	6- 0	4- 0	
6- 2		0- 0		1- 0		AWAY		1- 0	4- 2	2- 0	
1- 1		0- 1		0- 0		NEUTRAL		0- 0	1- 0	1- 0	
10- 3		0- 1		2- 0		NON-CONFERENCE		1- 0	7- 2	5- 0	
6- 0		0- 0		1- 0		HOME		1- 0	4- 0	3- 0	
3- 2		0- 0		1- 0		AWAY		0- 0	2- 2	1- 0	
1- 1		0- 1		0- 0		NEUTRAL		0- 0	1- 0	1- 0	
5- 0		0- 0		0- 0		CONFERENCE		1- 0	4- 0	2- 0	
2- 0		0- 0		0- 0		HOME		0- 0	2- 0	1- 0	
3- 0		0- 0		0- 0		AWAY		1- 0	2- 0	1- 0	
0- 0		0- 0		0- 0		NEUTRAL		0- 0	0- 0	0- 0	

RPI 1-25				RPI 26-50				RPI 51-100 Team's RPI: 70				RPI 101+			
RPI	S	Opponent	Score	RPI	S	Opponent	Score	RPI	S	Opponent	Score	RPI	S	Opponent	Score
1	N	UConn	52 104	41	H	Central Mich.	64 61	51	H	Toledo	73 54	134	A	ETSU	77 81
				44	A	Virginia	74 63	91	A	George Washington	54 53	142	H	Saint Francis (PA)	87 68
												156	A	Davidson	79 54
												166	A	Pittsburgh	66 53
												180	H	La Salle	78 50
												197	A	Charlotte	72 75
												231	H	Akron	66 60
												266	N	N.C. A&T	73 60
												297	H	Massachusetts	60 57
												302	H	Central Conn. St.	83 58
												307	A	VCU	70 51
												334	H	Iona	80 59
												343	A	Winthrop	81 54

LAST 12 Division I GAMES:															
				180	H	La Salle	78 50	41	H	Central Mich.	64 61				
				91	A	George Washington	54 53	231	H	Akron	66 60				
				307	A	VCU	70 51	51	H	Toledo	73 54				
				156	A	Davidson	79 54	302	H	Central Conn. St.	83 58				
				297	H	Massachusetts	60 57	142	H	Saint Francis (PA)	87 68				
				1 N	UConn	52 104		44	A	Virginia	74 63				

D
u
q
u
e
s
n
e

Non-Div I Games:

Duquesne

Average RPI Win:	262	WON-LOST	WINNING	LAST 10	STRENGTH OF	OPP. STRENGTH	TEAM	ADJ.	CONF.	ADJ CONF.
Average RPI Loss:	157	RECORD	PCT. RANK	GAMES	SCHEDULE	OF SCHEDULE	RPI	RPI	RPI	RPI
DIV. I ONLY	9- 9	165	5- 5	281	204	248	248	8	8	
DIV. I NON-CONF.	8- 5	112	6- 1	331	332	255	255	7	7	

TOTALS	RPI 1-25	RPI 26-50	W-L RECORDS	RPI 51-100	RPI 101-999	RPI 201+				
9- 9	0- 1	0- 0	OVERALL	0- 0	9- 8	6- 3				
7- 4	0- 1	0- 0	HOME	0- 0	7- 3	4- 1				
1- 3	0- 0	0- 0	AWAY	0- 0	1- 0	1- 0				
1- 2	0- 0	0- 0	NEUTRAL	0- 0	1- 2	1- 0				
8- 5	0- 0	0- 0	NON-CONFERENCE	0- 0	8- 5	6- 2				
6- 2	0- 0	0- 0	HOME	0- 0	6- 2	4- 1				
1- 1	0- 0	0- 0	AWAY	0- 0	1- 1	1- 1				
1- 2	0- 0	0- 0	NEUTRAL	0- 0	1- 2	1- 0				
1- 4	0- 1	0- 0	CONFERENCE	0- 0	1- 3	0- 1				
1- 2	0- 1	0- 0	HOME	0- 0	1- 1	0- 0				
0- 2	0- 0	0- 0	AWAY	0- 0	0- 2	0- 1				
0- 0	0- 0	0- 0	NEUTRAL	0- 0	0- 0	0- 0				

RPI 1-25				RPI 26-50				RPI 51-100				RPI 101+ Team's RPI: 248			
RPI	S	Opponent	Score	RPI	S	Opponent	Score	RPI	S	Opponent	Score	RPI	S	Opponent	Score
1	H	UConn	35 96									119	N	Jacksonville St.	73 82
												136	H	William & Mary	65 71
												138	N	UTEP	79 93
												146	H	Cincinnati	54 66
												149	H	Tulsa	73 67
												170	A	Memphis	36 72
												186	H	Norfolk St.	51 46
												197	H	Charlotte	58 55
												207	A	SMU	51 65
												222	H	Richmond	64 65
												271	N	Rider	66 63
												273	A	UNCW	62 66
												276	A	Kennesaw St.	66 56
												299	H	USC Upstate	66 53
												309	H	UMES	64 54
												323	H	N. C. Central	73 61
												345	H	Savannah St.	103 37

LAST 12 Division I GAMES:															
207	A	SMU	51 65	345	H	Savannah St.	103 37								
149	H	Tulsa	73 67	138	N	UTEP	79 93								
170	A	Memphis	36 72	323	H	N. C. Central	73 61								
1	H	UConn	35 96	276	A	Kennesaw St.	66 56								
146	H	Cincinnati	54 66	186	H	Norfolk St.	51 46								
309	H	UMES	64 54	197	H	Charlotte	58 55								

Non-Div I Games:

East Carolina

Average RPI Win: 344		WON-LOST RECORD	WINNING PCT. RANK	LAST 10 GAMES	STRENGTH OF SCHEDULE	OPP. STRENGTH OF SCHEDULE	TEAM RPI	ADJ. RPI	CONF. RPI	ADJ CONF. RPI
Average RPI Loss: 190										
DIV. I ONLY		2- 16	331	1- 9	248	341	340	340	26	26
DIV. I NON-CONF.		1- 10	327	0- 5	220	306	338	338	27	27
TOTALS		RPI 1-25	RPI 26-50	W-L RECORDS		RPI 51-100	RPI 101-999	RPI 201+		
2- 16	0- 0		0- 0	OVERALL		0- 3	2- 13	2- 8		
2- 6	0- 0		0- 0	HOME		0- 1	2- 5	2- 3		
0- 9	0- 0		0- 0	AWAY		0- 1	0- 8	0- 5		
0- 1	0- 0		0- 0	NEUTRAL		0- 1	0- 0	0- 0		
1- 10	0- 0		0- 0	NON-CONFERENCE		0- 2	1- 8	1- 3		
1- 4	0- 0		0- 0	HOME		0- 0	1- 4	1- 2		
0- 5	0- 0		0- 0	AWAY		0- 1	0- 4	0- 1		
0- 1	0- 0		0- 0	NEUTRAL		0- 1	0- 0	0- 0		
1- 6	0- 0		0- 0	CONFERENCE		0- 1	1- 5	1- 5		
1- 2	0- 0		0- 0	HOME		0- 1	1- 1	1- 1		
0- 4	0- 0		0- 0	AWAY		0- 0	0- 4	0- 4		
0- 0	0- 0		0- 0	NEUTRAL		0- 0	0- 0	0- 0		

RPI 1-25				RPI 26-50				RPI 51-100				RPI 101+				Team's RPI: 340	
RPI	S	Opponent	Score	RPI	S	Opponent	Score	RPI	S	Opponent	Score	RPI	S	Opponent	Score		
								71	H	Belmont	58	86	106	A	Cleveland St.	69	77
								86	A	Wright St.	46	81	112	H	Northern Ill.	64	93
								99	N	Delaware	37	66	153	A	Saint Joseph's	62	80
													165	A	Northwestern	40	74
													184	H	Bradley	52	67
													217	H	North Texas	61	63
													224	A	Morehead St.	81	89
													237	A	Austin Peay	59	69
													242	H	UT Martin	44	72
													247	H	Valparaiso	67	76
													293	A	Fort Wayne	77	93
													298	A	Eastern Ky.	51	67
													306	A	Murray St.	61	72
													341	H	Tennessee St.	66	59
													347	H	Evansville	79	52
LAST 12 Division I GAMES:																	
				242	H	UT Martin	44	72	306	A	Murray St.	61	72				
				71	H	Belmont	58	86	165	A	Northwestern	40	74				
				341	H	Tennessee St.	66	59	217	H	North Texas	61	63				
				298	A	Eastern Ky.	51	67	247	H	Valparaiso	67	76				
				224	A	Morehead St.	81	89	293	A	Fort Wayne	77	93				
				237	A	Austin Peay	59	69	184	H	Bradley	52	67				

Non-Div I Games:

Eastern III.

Average RPI Win:	308	WON-LOST	WINNING	LAST 10	STRENGTH OF	OPP. STRENGTH	TEAM	ADJ.	CONF.	ADJ CONF.
Average RPI Loss:	154	RECORD	PCT. RANK	GAMES	SCHEDULE	OF SCHEDULE	RPI	RPI	RPI	RPI
DIV. I ONLY	5- 10	263	3- 6	329	154	298	298	26	26	
DIV. I NON-CONF.	2- 6	280	0- 4	273	125	283	283	27	27	

TOTALS	RPI 1-25	RPI 26-50	W-L RECORDS	RPI 51-100	RPI 101-999	RPI 201+				
5- 10	0- 0	0- 0	OVERALL	0- 1	5- 9	5- 3				
3- 3	0- 0	0- 0	HOME	0- 1	3- 2	3- 0				
2- 7	0- 0	0- 0	AWAY	0- 0	2- 7	2- 3				
0- 0	0- 0	0- 0	NEUTRAL	0- 0	0- 0	0- 0				
2- 6	0- 0	0- 0	NON-CONFERENCE	0- 1	2- 5	2- 1				
1- 2	0- 0	0- 0	HOME	0- 1	1- 1	1- 0				
1- 4	0- 0	0- 0	AWAY	0- 0	1- 4	1- 1				
0- 0	0- 0	0- 0	NEUTRAL	0- 0	0- 0	0- 0				
3- 4	0- 0	0- 0	CONFERENCE	0- 0	3- 4	3- 2				
2- 1	0- 0	0- 0	HOME	0- 0	2- 1	2- 0				
1- 3	0- 0	0- 0	AWAY	0- 0	1- 3	1- 2				
0- 0	0- 0	0- 0	NEUTRAL	0- 0	0- 0	0- 0				

RPI 1-25				RPI 26-50				RPI 51-100				RPI 101+ Team's RPI: 298			
RPI	S	Opponent	Score	RPI	S	Opponent	Score	RPI	S	Opponent	Score	RPI	S	Opponent	Score
								85	H	Ohio	57 69	107	A	George Mason	41 64
												119	A	Jacksonville St.	51 65
												124	A	Bowling Green	60 77
												126	H	Kent St.	57 65
												146	A	Cincinnati	53 64
												150	H	SIUE	60 62
												208	A	Southeast Mo. St.	55 69
												227	H	UNCG	70 59
												231	A	Akron	45 62
												242	A	UT Martin	49 77
												324	A	Western Caro.	62 59
												325	A	Tennessee Tech	76 68
												325	H	Tennessee Tech	55 53
												340	H	Eastern Ill.	67 51
LAST 12 Division I GAMES:															
325	H	Tennessee Tech	55 53	119	A	Jacksonville St.	51 65								
208	A	Southeast Mo. St.	55 69	107	A	George Mason	41 64								
242	A	UT Martin	49 77	126	H	Kent St.	57 65								
340	H	Eastern Ill.	67 51	85	H	Ohio	57 69								
150	H	SIUE	60 62	146	A	Cincinnati	53 64								
325	A	Tennessee Tech	76 68	231	A	Akron	45 62								

Non-Div I Games: Ohio Christian 69 45

Eastern Ky.

Average RPI Win:	193	WON-LOST	WINNING	LAST 10	STRENGTH OF	OPP. STRENGTH	TEAM	ADJ.	CONF.	ADJ CONF.
Average RPI Loss:	173	RECORD	PCT. RANK	GAMES	SCHEDULE	OF SCHEDULE	RPI	RPI	RPI	RPI
DIV. I ONLY	7- 9	212	6- 4	249	220	210	210	7	7	
DIV. I NON-CONF.	3- 7	254	2- 4	327	325	304	304	8	8	

TOTALS	RPI 1-25	RPI 26-50	W-L RECORDS	RPI 51-100	RPI 101-999	RPI 201+				
7- 9	0- 0	0- 1	OVERALL	2- 0	5- 8	3- 3				
4- 1	0- 0	0- 0	HOME	2- 0	2- 1	2- 0				
3- 7	0- 0	0- 1	AWAY	0- 0	3- 6	1- 3				
0- 1	0- 0	0- 0	NEUTRAL	0- 0	0- 1	0- 0				
3- 7	0- 0	0- 1	NON-CONFERENCE	0- 0	3- 6	3- 3				
2- 0	0- 0	0- 0	HOME	0- 0	2- 0	2- 0				
1- 6	0- 0	0- 1	AWAY	0- 0	1- 5	1- 3				
0- 1	0- 0	0- 0	NEUTRAL	0- 0	0- 1	0- 0				
4- 2	0- 0	0- 0	CONFERENCE	2- 0	2- 2	0- 0				
2- 1	0- 0	0- 0	HOME	2- 0	0- 1	0- 0				
2- 1	0- 0	0- 0	AWAY	0- 0	2- 1	0- 0				
0- 0	0- 0	0- 0	NEUTRAL	0- 0	0- 0	0- 0				

RPI	S	Opponent	Score	RPI	S	Opponent	Score	RPI	S	Opponent	Score	RPI	S	Opponent	Score
50	A	Minnesota	56 80	51	H	Toledo	70 57	106	A	Cleveland St.	65 77	118	A	Miami (OH)	74 59
				93	H	Western Mich.	69 67	124	A	Bowling Green	54 52	126	A	Kent St.	69 76
								126	H	Kent St.	60 67	160	A	Loyola Marymount	64 73
								198	N	Denver	54 60	225	A	St. Bonaventure	51 70
								243	A	Illinois St.	56 65	281	A	Detroit Mercy	78 76
								327	A	Ill. -Chicago	70 73	332	H	Florida A&M	83 61
								349	H	Longwood	73 44				
LAST 12 Division I GAMES:															
93	H	Western Mich.	69 67	349	H	Longwood	73 44	281	A	Detroit Mercy	78 76	243	A	Illinois St.	56 65
118	A	Miami (OH)	74 59					327	A	Ill. -Chicago	70 73	50	A	Minnesota	56 80
126	A	Kent St.	69 76					50	A	Minnesota	56 80	160	A	Loyola Marymount	64 73
51	H	Toledo	70 57												
124	A	Bowling Green	54 52												
126	H	Kent St.	60 67												

Non-Div I Games: Rochester College 62 29

Eastern Mich.

Average RPI	Win:	247	WON-LOST	WINNING	LAST 10	STRENGTH OF	OPP. STRENGTH	TEAM	ADJ.	CONF.	ADJ CONF.
Average RPI	Loss:	94	RECORD	PCT. RANK	GAMES	SCHEDULE	OF SCHEDULE	RPI	RPI	RPI	RPI
DIV. I ONLY		8- 9		192	6- 4	192	107	193	193	19	19
DIV. I NON-CONF.		4- 7		226	2- 3	108	108	187	187	14	14

TOTALS	RPI 1-25		RPI 26-50		W-L RECORDS	RPI 51-100		RPI 101-999		RPI 201+	
8- 9	0- 1		0- 2		OVERALL	0- 2		8- 4		6- 0	
5- 3	0- 0		0- 1		HOME	0- 0		5- 2		3- 0	
2- 5	0- 1		0- 1		AWAY	0- 1		2- 2		2- 0	
1- 1	0- 0		0- 0		NEUTRAL	0- 1		1- 0		1- 0	
4- 7	0- 1		0- 1		NON-CONFERENCE	0- 2		4- 3		3- 0	
2- 2	0- 0		0- 0		HOME	0- 0		2- 2		1- 0	
1- 4	0- 1		0- 1		AWAY	0- 1		1- 1		1- 0	
1- 1	0- 0		0- 0		NEUTRAL	0- 1		1- 0		1- 0	
4- 2	0- 0		0- 1		CONFERENCE	0- 0		4- 1		3- 0	
3- 1	0- 0		0- 1		HOME	0- 0		3- 0		2- 0	
1- 1	0- 0		0- 0		AWAY	0- 0		1- 1		1- 0	
0- 0	0- 0		0- 0		NEUTRAL	0- 0		0- 0		0- 0	

RPI 1-25				RPI 26-50				RPI 51-100				RPI 101+				Team's RPI: 193
RPI	S	Opponent	Score	RPI	S	Opponent	Score	RPI	S	Opponent	Score	RPI	S	Opponent	Score	
5	A	Oregon	40 81	33	H	Northern Colo.	65 70	54	A	Gonzaga	45 69	110	H	BYU	69 73	
				46	A	Purdue	40 65	66	N	Saint Mary's (CA)	56 76	168	H	Cal Poly	75 72	
												173	A	Portland St.	60 75	
												177	H	Boise St.	57 61	
												178	A	Fresno St.	56 81	
												179	H	North Dakota	74 70	
												206	H	Idaho	71 64	
												242	N	UT Martin	61 58	
												269	A	Sacramento St.	83 72	
												288	H	Utah Valley	61 41	
												304	A	Air Force	65 63	
												320	H	Northern Ariz.	82 62	

LAST 12 Division I GAMES:																
320	H	Northern Ariz.	82 62	242	N	UT Martin	61 58	66	N	Saint Mary's (CA)	56 76	168	H	Cal Poly	75 72	
206	H	Idaho	71 64	46	A	Purdue	40 65	177	H	Boise St.	57 61	179	H	North Dakota	74 70	
269	A	Sacramento St.	83 72	54	A	Gonzaga	45 69									
173	A	Portland St.	60 75													
179	H	North Dakota	74 70													
33	H	Northern Colo.	65 70													

Non-Div I Games: Multnomah 88 42

Eastern Wash.

Average RPI Win:	204	WON-LOST	WINNING	LAST 10	STRENGTH OF	OPP. STRENGTH	TEAM	ADJ.	CONF.	ADJ CONF.
Average RPI Loss:	79	RECORD	PCT. RANK	GAMES	SCHEDULE	OF SCHEDULE	RPI	RPI	RPI	RPI
DIV. I ONLY	9- 6	115	4- 5	121	113	83	83	11	11	
DIV. I NON-CONF.	7- 3	74	3- 3	177	61	64	64	13	13	

TOTALS	RPI 1-25	RPI 26-50	W-L RECORDS	RPI 51-100	RPI 101-999	RPI 201+				
9- 6	0- 1	0- 1	OVERALL	2- 2	7- 2	5- 0				
5- 0	0- 0	0- 0	HOME	0- 0	5- 0	4- 0				
3- 5	0- 0	0- 0	AWAY	1- 0	2- 0	1- 0				
1- 1	0- 0	0- 1	NEUTRAL	1- 0	0- 0	0- 0				
7- 3	0- 1	0- 1	NON-CONFERENCE	2- 0	5- 1	3- 0				
3- 0	0- 0	0- 0	HOME	0- 0	3- 0	2- 0				
3- 2	0- 1	0- 0	AWAY	1- 0	2- 1	1- 0				
1- 1	0- 0	0- 1	NEUTRAL	1- 0	0- 0	0- 0				
2- 3	0- 0	0- 0	CONFERENCE	0- 2	2- 1	2- 0				
2- 0	0- 0	0- 0	HOME	0- 0	2- 0	2- 0				
0- 3	0- 0	0- 0	AWAY	0- 2	0- 1	0- 0				
0- 0	0- 0	0- 0	NEUTRAL	0- 0	0- 0	0- 0				

RPI 1-25				RPI 26-50				RPI 51-100				RPI 101+			
RPI	S	Opponent	Score	RPI	S	Opponent	Score	RPI	S	Opponent	Score	RPI	S	Opponent	Score
21	A	NC State	57 70	30	N	Iowa	61 74	53	A	UCF	71 57	101	A	Wake Forest	51 53
								67	N	Alabama	60 55	136	A	William & Mary	75 81
								89	A	James Madison	67 70	155	H	Hampton	82 59
								99	A	Delaware	66 80	156	A	Davidson	75 58
												204	H	Northeastern	78 71
												266	A	N. C. A&T	90 59
												273	H	UNCW	75 67
												323	H	N. C. Central	78 50
												343	H	Winthrop	98 37

LAST 12 Division I GAMES:															
136	A	William & Mary	75 81	21	A	NC State	57 70	156	A	Davidson	75 58				
89	A	James Madison	67 70					101	A	Wake Forest	51 53				
204	H	Northeastern	78 71	30	N	Iowa	61 74	67	N	Alabama	60 55				
99	A	Delaware	66 80					53	A	UCF	71 57				
273	H	UNCW	75 67												
323	H	N. C. Central	78 50												

Non-Div I Games: Coker

106 54

Elon

Average RPI Win:	306	WON-LOST	WINNING	LAST 10	STRENGTH OF	OPP. STRENGTH	TEAM	ADJ.	CONF.	ADJ CONF.
Average RPI Loss:	206	RECORD	PCT. RANK	GAMES	SCHEDULE	OF SCHEDULE	RPI	RPI	RPI	RPI
DIV. I ONLY	1- 13	339	0- 9	314	295	347	347	24	24	
DIV. I NON-CONF.	1- 8	313	0- 6	305	343	345	345	22	22	

TOTALS	RPI 1-25	RPI 26-50	W-L RECORDS	RPI 51-100	RPI 101-999	RPI 201+				
1- 13	0- 0	0- 0	OVERALL	0- 1	1- 12	1- 7				
1- 3	0- 0	0- 0	HOME	0- 0	1- 3	1- 1				
0- 10	0- 0	0- 0	AWAY	0- 0	0- 2	0- 1				
0- 0	0- 0	0- 0	NEUTRAL	0- 0	0- 0	0- 0				
1- 8	0- 0	0- 0	NON-CONFERENCE	0- 1	1- 7	1- 6				
1- 1	0- 0	0- 0	HOME	0- 0	1- 1	1- 1				
0- 7	0- 0	0- 0	AWAY	0- 1	0- 6	0- 5				
0- 0	0- 0	0- 0	NEUTRAL	0- 0	0- 0	0- 0				
0- 5	0- 0	0- 0	CONFERENCE	0- 0	0- 5	0- 1				
0- 2	0- 0	0- 0	HOME	0- 0	0- 2	0- 0				
0- 3	0- 0	0- 0	AWAY	0- 0	0- 3	0- 1				
0- 0	0- 0	0- 0	NEUTRAL	0- 0	0- 0	0- 0				

RPI 1-25				RPI 26-50				RPI 51-100				RPI 101+				Team's RPI: 347	
RPI	S	Opponent	Score	RPI	S	Opponent	Score	RPI	S	Opponent	Score	RPI	S	Opponent	Score		
								56	A	Western Ky.	54	92	108	A	Kentucky	62	100
												123	H	Missouri St.	65	95	
												128	A	Drake	66	107	
												169	H	Southern Ill.	62	74	
												195	A	UNI	41	65	
												208	A	Southeast Mo. St.	65	74	
												224	H	Morehead St.	75	82	
												237	A	Austin Peay	73	82	
												268	A	Alabama A&M	56	70	
												301	A	Indiana St.	48	56	
												306	H	Murray St.	89	81	
												327	A	Ill. -Chicago	77	96	
												340	A	Eastern Ill.	52	79	

LAST 12 Division I GAMES:																	
128	A	Drake	66	107	327	A	Ill. -Chicago	77	96								
195	A	UNI	41	65	224	H	Morehead St.	75	82								
301	A	Indiana St.	48	56	108	A	Kentucky	62	100								
123	H	Missouri St.	65	95	237	A	Austin Peay	73	82								
169	H	Southern Ill.	62	74	56	A	Western Ky.	54	92								
208	A	Southeast Mo. St.	65	74	340	A	Eastern Ill.	52	79								

Non-Div I Games: Oakland City 96 59 Westminster (MO) 79 53

Average RPI Win:	175	WON-LOST	WINNING	LAST 10	STRENGTH OF	OPP. STRENGTH	TEAM	ADJ.	CONF.	ADJ CONF.
Average RPI Loss:	55	RECORD	PCT. RANK	GAMES	SCHEDULE	OF SCHEDULE	RPI	RPI	RPI	RPI
DIV. I ONLY	14- 3	20	7- 1	91	105	38	38	22	22	
DIV. I NON-CONF.	11- 3	46	5- 1	35	67	18	18	20	20	

TOTALS	RPI 1-25	RPI 26-50	W-L RECORDS	RPI 51-100	RPI 101-999	RPI 201+				
14- 3	0- 1	2- 0	OVERALL	1- 2	11- 0	5- 0				
8- 0	0- 0	1- 0	HOME	1- 0	6- 0	2- 0				
4- 1	0- 0	0- 0	AWAY	0- 0	4- 0	3- 0				
2- 2	0- 1	1- 0	NEUTRAL	0- 1	1- 0	0- 0				
11- 3	0- 1	2- 0	NON-CONFERENCE	1- 2	8- 0	3- 0				
5- 0	0- 0	1- 0	HOME	1- 0	3- 0	0- 0				
4- 1	0- 0	0- 0	AWAY	0- 1	4- 0	3- 0				
2- 2	0- 1	1- 0	NEUTRAL	0- 1	1- 0	0- 0				
3- 0	0- 0	0- 0	CONFERENCE	0- 0	3- 0	2- 0				
3- 0	0- 0	0- 0	HOME	0- 0	3- 0	2- 0				
0- 0	0- 0	0- 0	AWAY	0- 0	0- 0	0- 0				
0- 0	0- 0	0- 0	NEUTRAL	0- 0	0- 0	0- 0				

RPI 1-25				RPI 26-50				Team's RPI: 38				RPI 51-100				RPI 101+			
RPI	S	Opponent	Score	RPI	S	Opponent	Score	RPI	S	Opponent	Score	RPI	S	Opponent	Score	RPI	S	Opponent	Score
7	N	Ohio St.	62 104	29	N	DePaul	89 84	71	N	Belmont	65 75	108	H	Kentucky	70 64				
				37	H	South Dakota St.	87 78	87	A	Chattanooga	61 68	126	N	Kent St.	80 62				
								94	H	Harvard	65 56	150	H	SIUE	66 49				
												159	H	Illinois	85 61				
												161	H	Stetson	80 40				
												200	A	Siena	63 50				
												231	A	Akron	82 63				
												240	A	Abilene Christian	94 55				
												275	A	FIU	88 52				
												299	H	USC Upstate	93 60				
												346	H	NJIT	90 66				
LAST 12 Division I GAMES:																			
299	H	USC Upstate	93 60	87	A	Chattanooga	61 68	108	H	Kentucky	70 64	240	A	Abilene Christian	94 55				
346	H	NJIT	90 66	71	N	Belmont	65 75	7	N	Ohio St.	62 104	29	N	DePaul	89 84				
161	H	Stetson	80 40																
37	H	South Dakota St.	87 78																
150	H	SIUE	66 49																
94	H	Harvard	65 56																

Non-Div I Games: Southeastern (FL) 76 66 Ave Maria 99 35 Fla. Memorial 82 43

FGCU

Average RPI Win:	266	WON-LOST	WINNING	LAST 10	STRENGTH OF	OPP. STRENGTH	TEAM	ADJ.	CONF.	ADJ CONF.
Average RPI Loss:	151	RECORD	PCT. RANK	GAMES	SCHEDULE	OF SCHEDULE	RPI	RPI	RPI	RPI
DIV. I ONLY	6- 12	263	4- 6	157	299	275	275	18	18	
DIV. I NON-CONF.	3- 10	285	1- 6	255	270	327	327	19	19	

TOTALS	RPI 1-25	RPI 26-50	W-L RECORDS	RPI 51-100	RPI 101-999	RPI 201+				
6- 12	0- 1	0- 1	OVERALL	0- 2	6- 8	4- 5				
6- 7	0- 1	0- 1	HOME	0- 0	6- 5	4- 3				
0- 5	0- 0	0- 0	AWAY	0- 2	0- 3	0- 2				
0- 0	0- 0	0- 0	NEUTRAL	0- 0	0- 0	0- 0				
3- 10	0- 1	0- 1	NON-CONFERENCE	0- 1	3- 7	3- 5				
3- 6	0- 1	0- 1	HOME	0- 0	3- 4	3- 3				
0- 4	0- 0	0- 0	AWAY	0- 1	0- 3	0- 2				
0- 0	0- 0	0- 0	NEUTRAL	0- 0	0- 0	0- 0				
3- 2	0- 0	0- 0	CONFERENCE	0- 1	3- 1	1- 0				
3- 1	0- 0	0- 0	HOME	0- 0	3- 1	1- 0				
0- 1	0- 0	0- 0	AWAY	0- 1	0- 0	0- 0				
0- 0	0- 0	0- 0	NEUTRAL	0- 0	0- 0	0- 0				

RPI 1-25				RPI 26-50				RPI 51-100				RPI 101+ Team's RPI: 275			
RPI	S	Opponent	Score	RPI	S	Opponent	Score	RPI	S	Opponent	Score	RPI	S	Opponent	Score
19	H	South Fla.	52 82	38	H	FGCU	52 88	56	A	Western Ky.	47 101	125	H	Clemson	65 67
								61	A	Miami (FL)	69 77	129	H	Rice	68 58
												138	H	UTEP	76 77
												154	A	Georgetown	56 77
												190	H	Louisiana Tech	57 54
												209	H	Bethune-Cookman	59 77
												228	A	Howard	62 69
												251	A	Morgan St.	51 62
												265	H	North Dakota St.	68 71
												268	H	Alabama A&M	51 58
												304	H	Air Force	70 69
												314	H	Vermont	80 70
												329	H	Charleston So.	77 70
												331	H	Marshall	67 54

LAST 12 Division I GAMES:															
190	H	Louisiana Tech	57 54	125	H	Clemson	65 67	265	H	North Dakota St.	68 71	19	H	South Fla.	52 82
129	H	Rice	68 58	56	A	Western Ky.	47 101	251	A	Morgan St.	51 62	228	A	Howard	62 69
331	H	Marshall	67 54	138	H	UTEP	76 77	154	A	Georgetown	56 77				
314	H	Vermont	80 70												

Non-Div I Games:

FIU

Average RPI	Win:	270	WON-LOST	WINNING	LAST 10	STRENGTH OF	OPP. STRENGTH	TEAM	ADJ.	CONF.	ADJ CONF.
Average RPI	Loss:	179	RECORD	PCT. RANK	GAMES	SCHEDULE	OF SCHEDULE	RPI	RPI	RPI	RPI
DIV. I ONLY		7- 10		222	5- 5	312	289	277	277	25	25
DIV. I NON-CONF.		3- 8		268	2- 4	254	289	285	285	25	25

TOTALS	RPI 1-25		RPI 26-50		W-L RECORDS	RPI 51-100		RPI 101-999		RPI 201+	
7- 10	0- 1		0- 0		OVERALL	0- 1		7- 8		6- 4	
5- 3	0- 1		0- 0		HOME	0- 0		5- 2		5- 2	
2- 6	0- 0		0- 0		AWAY	0- 1		2- 5		1- 2	
0- 1	0- 0		0- 0		NEUTRAL	0- 0		0- 1		0- 0	
3- 8	0- 1		0- 0		NON-CONFERENCE	0- 1		3- 6		2- 3	
2- 2	0- 1		0- 0		HOME	0- 0		2- 1		2- 1	
1- 5	0- 0		0- 0		AWAY	0- 1		1- 4		0- 2	
0- 1	0- 0		0- 0		NEUTRAL	0- 0		0- 1		0- 0	
4- 2	0- 0		0- 0		CONFERENCE	0- 0		4- 2		4- 1	
3- 1	0- 0		0- 0		HOME	0- 0		3- 1		3- 1	
1- 1	0- 0		0- 0		AWAY	0- 0		1- 1		1- 0	
0- 0	0- 0		0- 0		NEUTRAL	0- 0		0- 0		0- 0	

RPI 1-25				RPI 26-50				RPI 51-100				RPI 101+				Team's RPI: 277
RPI	S	Opponent	Score	RPI	S	Opponent	Score	RPI	S	Opponent	Score	RPI	S	Opponent	Score	
20	H	Villanova	44 73					100	A	Seton Hall	61 80	136	A	William & Mary	47 57	
												157	N	New Hampshire	61 71	
												164	A	Lehigh	53 56	
												172	A	Boston College	66 58	
												194	A	Marist	63 71	
												203	H	Niagara	59 53	
												204	A	Northeastern	43 63	
												222	H	Richmond	67 72	
												258	H	Monmouth	61 55	
												262	H	Mt. St. Mary's	76 65	
												271	H	Rider	45 61	
												310	A	Canisius	56 52	
												321	A	Rhode Island	47 62	
												339	H	Saint Peter's	62 41	
												348	H	UMass Lowell	78 67	

LAST 12 Division I GAMES:																
339	H	Saint Peter's	62 41	100	A	Seton Hall	61 80	321	A	Rhode Island	47 62	20	H	Villanova	44 73	
194	A	Marist	63 71									172	A	Boston College	66 58	
271	H	Rider	45 61									348	H	UMass Lowell	78 67	
258	H	Monmouth	61 55									157	N	New Hampshire	61 71	
203	H	Niagara	59 53													
310	A	Canisius	56 52													

Non-Div I Games:

Fairfield

Average RPI Win:	301	WON-LOST	WINNING	LAST 10	STRENGTH OF	OPP. STRENGTH	TEAM	ADJ.	CONF.	ADJ CONF.
Average RPI Loss:	184	RECORD	PCT. RANK	GAMES	SCHEDULE	OF SCHEDULE	RPI	RPI	RPI	RPI
DIV. I ONLY	9- 7	136	5- 5	347	298	295	295	28	28	
DIV. I NON-CONF.	7- 3	74	4- 2	345	310	249	249	28	28	

TOTALS	RPI 1-25	RPI 26-50	W-L RECORDS	RPI 51-100	RPI 101-999	RPI 201+				
9- 7	0- 1	0- 0	OVERALL	0- 0	9- 6	8- 4				
6- 4	0- 0	0- 0	HOME	0- 0	6- 4	5- 2				
3- 3	0- 1	0- 0	AWAY	0- 0	3- 2	3- 2				
0- 0	0- 0	0- 0	NEUTRAL	0- 0	0- 0	0- 0				
7- 3	0- 1	0- 0	NON-CONFERENCE	0- 0	7- 2	6- 2				
5- 1	0- 0	0- 0	HOME	0- 0	5- 1	4- 1				
2- 2	0- 1	0- 0	AWAY	0- 0	2- 1	2- 1				
0- 0	0- 0	0- 0	NEUTRAL	0- 0	0- 0	0- 0				
2- 4	0- 0	0- 0	CONFERENCE	0- 0	2- 4	2- 2				
1- 3	0- 0	0- 0	HOME	0- 0	1- 3	1- 1				
1- 1	0- 0	0- 0	AWAY	0- 0	1- 1	1- 1				
0- 0	0- 0	0- 0	NEUTRAL	0- 0	0- 0	0- 0				

RPI 1-25				RPI 26-50				RPI 51-100				RPI 101+ Team's RPI: 295			
RPI	S	Opponent	Score	RPI	S	Opponent	Score	RPI	S	Opponent	Score	RPI	S	Opponent	Score
11	A	Rutgers	35 101									142	H	Saint Francis (PA)	56 80
												143	H	Robert Morris	68 77
												192	H	Army West Point	58 56
												216	H	Stony Brook	51 56
												228	A	Howard	65 68
												258	H	Monmouth	78 61
												260	H	Colgate	61 51
												262	A	Mt. St. Mary's	52 55
												287	H	Bryant	48 65
												302	H	Central Conn. St.	78 49
												317	A	Wagner	74 64
												339	H	Saint Peter's	69 59
												346	A	NJIT	74 70
												348	H	UMass Lowell	60 51
												349	A	Longwood	72 52
LAST 12 Division I GAMES:															
302	H	Central Conn. St.	78 49	339	H	Saint Peter's	69 59								
287	H	Bryant	48 65	11	A	Rutgers	35 101								
262	A	Mt. St. Mary's	52 55	348	H	UMass Lowell	60 51								
317	A	Wagner	74 64	258	H	Monmouth	78 61								
142	H	Saint Francis (PA)	56 80	228	A	Howard	65 68								
143	H	Robert Morris	68 77	349	A	Longwood	72 52								

Non-Div I Games: Rutgers-Newark 76 40

Fairleigh Dickinson

Average RPI Win:	271	WON-LOST	WINNING	LAST 10	STRENGTH OF	OPP. STRENGTH	TEAM	ADJ.	CONF.	ADJ CONF.
Average RPI Loss:	129	RECORD	PCT. RANK	GAMES	SCHEDULE	OF SCHEDULE	RPI	RPI	RPI	RPI
DIV. I ONLY	8- 7	147	6- 4	237	291	220	220	18	18	
DIV. I NON-CONF.	6- 5	153	5- 3	319	231	243	243	19	19	

TOTALS	RPI 1-25	RPI 26-50	W-L RECORDS	RPI 51-100	RPI 101-999	RPI 201+				
8- 7	0- 0	0- 0	OVERALL	0- 2	8- 5	7- 1				
6- 3	0- 0	0- 0	HOME	0- 1	6- 2	5- 1				
2- 3	0- 0	0- 0	AWAY	0- 1	2- 2	2- 0				
0- 1	0- 0	0- 0	NEUTRAL	0- 0	0- 1	0- 0				
6- 5	0- 0	0- 0	NON-CONFERENCE	0- 2	6- 3	6- 1				
4- 2	0- 0	0- 0	HOME	0- 1	4- 1	4- 1				
2- 2	0- 0	0- 0	AWAY	0- 1	2- 1	2- 0				
0- 1	0- 0	0- 0	NEUTRAL	0- 0	0- 1	0- 0				
2- 2	0- 0	0- 0	CONFERENCE	0- 0	2- 2	1- 0				
2- 1	0- 0	0- 0	HOME	0- 0	2- 1	1- 0				
0- 1	0- 0	0- 0	AWAY	0- 0	0- 1	0- 0				
0- 0	0- 0	0- 0	NEUTRAL	0- 0	0- 0	0- 0				

RPI 1-25				RPI 26-50				RPI 51-100				RPI 101+					
RPI	S	Opponent	Score	RPI	S	Opponent	Score	RPI	S	Opponent	Score	RPI	S	Opponent	Score		
								73	A	Nebraska	69	86	111	A	Col orado	69	76
								77	H	Mercer	55	66	124	N	Bowling Green	55	66
													129	H	Ri ce	53	67
													138	A	UTEP	70	75
													138	H	UTEP	72	66
													226	H	North Florida	83	75
													252	H	Grand Canyon	73	77
													261	H	UMKC	65	55
													279	H	St. Francis Brooklyn	80	60
													301	A	Indiana St.	66	58
													311	A	Georgia St.	82	50
													318	H	Del aware St.	90	67
													331	H	Marshall	79	59
LAST 12 Division I GAMES:																	
				138	A	UTEP	70	75	73	A	Nebraska	69	86				
				129	H	Ri ce	53	67	311	A	Georgia St.	82	50				
				138	H	UTEP	72	66	226	H	North Florida	83	75				
				331	H	Marshall	79	59	252	H	Grand Canyon	73	77				
				261	H	UMKC	65	55	124	N	Bowling Green	55	66				
				318	H	Del aware St.	90	67	279	H	St. Francis Brooklyn	80	60				

Non-Div I Games:

Fla. Atlantic

F
l
o
r
i
d
a

Florida				Through Games Of Jan. 18, 2018							
Average RPI	Win:	211	WON-LOST	WINNING	LAST 10	STRENGTH OF	OPP. STRENGTH	TEAM	ADJ.	CONF.	ADJ CONF.
Average RPI	Loss:	89	RECORD	PCT. RANK	GAMES	SCHEDULE	OF SCHEDULE	RPI	RPI	RPI	RPI
DIV. I ONLY			9- 10	187	4- 6	148	88	196	196	2	2
DIV. I NON-CONF.			8- 5	112	4- 2	222	145	192	192	2	2

TOTALS		RPI 1-25	RPI 26-50		W-L RECORDS		RPI 51-100		RPI 101-999		RPI 201+
9- 10		0- 2	1- 1		OVERALL		1- 3		7- 4		5- 1
5- 7		0- 2	0- 1		HOME		0- 2		5- 2		3- 1
2- 2		0- 0	1- 0		AWAY		1- 1		0- 1		0- 0
2- 1		0- 0	0- 0		NEUTRAL		0- 0		2- 1		2- 0
8- 5		0- 2	1- 0		NON-CONFERENCE		0- 1		7- 2		5- 1
5- 4		0- 2	0- 0		HOME		0- 1		5- 1		3- 1
1- 0		0- 0	1- 0		AWAY		0- 0		0- 0		0- 0
2- 1		0- 0	0- 0		NEUTRAL		0- 0		2- 1		2- 0
1- 5		0- 0	0- 1		CONFERENCE		1- 2		0- 2		0- 0
0- 3		0- 0	0- 1		HOME		0- 1		0- 1		0- 0
1- 2		0- 0	0- 0		AWAY		1- 1		0- 1		0- 0
0- 0		0- 0	0- 0		NEUTRAL		0- 0		0- 0		0- 0

RPI 1-25				RPI 26-50				RPI 51-100				RPI 101+ Team's RPI: 196			
RPI	S	Opponent	Score	RPI	S	Opponent	Score	RPI	S	Opponent	Score	RPI	S	Opponent	Score
6	H	Florida St.	54 84	28	A	Oklahoma	80 61	67	H	Alabama	54 63	108	H	Kentucky	53 56
7	H	Ohio St.	77 103	45	H	LSU	59 66	80	A	Arkansas	65 51	113	A	Auburn	55 84
								87	H	Chattanooga	60 65	115	H	Jacksonville	69 59
								95	A	Ole Miss	75 78	153	H	Saint Joseph's	71 51
												161	N	Stetson	71 85
												202	H	Arkansas St.	69 70
												222	N	Richmond	87 80
												311	H	Georgia St.	82 66
												318	H	Delaware St.	85 51
												331	H	Marshall	74 69
												345	N	Savannah St.	90 40
LAST 12 Division I GAMES:															
				80	A	Arkansas	65 51	318	H	Delaware St.	85 51				
				45	H	LSU	59 66	153	H	Saint Joseph's	71 51				
				108	H	Kentucky	53 56	87	H	Chattanooga	60 65				
				95	A	Ole Miss	75 78	331	H	Marshall	74 69				
				67	H	Alabama	54 63	7	H	Ohio St.	77 103				
				113	A	Auburn	55 84	28	A	Oklahoma	80 61				

Non-Div I Games:

Florida

F
l
o
r
i
d
a

Average RPI Win:	290	WON-LOST	WINNING	LAST 10	STRENGTH OF	OPP. STRENGTH	TEAM	ADJ.	CONF.	ADJ CONF.
Average RPI Loss:	209	RECORD	PCT. RANK	GAMES	SCHEDULE	OF SCHEDULE	RPI	RPI	RPI	RPI
DIV. I ONLY	3- 14	308	2- 7	323	256	332	332	31	31	
DIV. I NON-CONF.	1- 11	331	1- 5	311	216	340	340	31	31	

TOTALS	RPI 1-25	RPI 26-50	W-L RECORDS	RPI 51-100	RPI 101-999	RPI 201+				
3- 14	0- 0	0- 0	OVERALL	0- 2	3- 12	3- 10				
2- 2	0- 0	0- 0	HOME	0- 0	2- 2	2- 2				
1- 11	0- 0	0- 0	AWAY	0- 2	1- 9	1- 7				
0- 1	0- 0	0- 0	NEUTRAL	0- 0	0- 1	0- 1				
1- 11	0- 0	0- 0	NON-CONFERENCE	0- 2	1- 9	1- 7				
0- 2	0- 0	0- 0	HOME	0- 0	0- 2	0- 2				
1- 8	0- 0	0- 0	AWAY	0- 2	1- 6	1- 4				
0- 1	0- 0	0- 0	NEUTRAL	0- 0	0- 1	0- 1				
2- 3	0- 0	0- 0	CONFERENCE	0- 0	2- 3	2- 3				
2- 0	0- 0	0- 0	HOME	0- 0	2- 0	2- 0				
0- 3	0- 0	0- 0	AWAY	0- 0	0- 3	0- 3				
0- 0	0- 0	0- 0	NEUTRAL	0- 0	0- 0	0- 0				

RPI 1-25				RPI 26-50				RPI 51-100				RPI 101+				Team's RPI: 332	
RPI	S	Opponent	Score	RPI	S	Opponent	Score	RPI	S	Opponent	Score	RPI	S	Opponent	Score		
								67	A	Al abama	55	91	118	A	Mi ami (OH)	33	73
								68	A	Kansas St.	57	81	141	A	Xavi er	52	70
													209	A	Bethune-Cookman	42	44
													210	A	Eastern Mi ch.	61	83
													226	H	North Florida	68	77
													228	H	Howard	74	59
													231	A	Texas Tech	63	82
													238	A	Omaha	73	78
													251	A	Morgan St.	56	61
													259	H	Sacred Heart	68	73
													274	N	A&M-Corpus Christi	55	58
													313	A	UTRGV	38	51
													316	A	Coppin St.	56	62
													318	H	Del aware St.	59	54
													324	A	Western Caro.	80	63

LAST 12 Division I GAMES:																	
318	H	Del aware St.	59	54	141	A	Xavi er	52	70								
209	A	Bethune-Cookman	42	44	118	A	Mi ami (OH)	33	73								
316	A	Coppin St.	56	62	226	H	North Florida	68	77								
251	A	Morgan St.	56	61	324	A	Western Caro.	80	63								
228	H	Howard	74	59	274	N	A&M-Corpus Christi	55	58								
67	A	Al abama	55	91	313	A	UTRGV	38	51								

Non-Div I Games: Lynn 74 37

Florida A&M

Average RPI Win:	127	WON-LOST	WINNING	LAST 10	STRENGTH OF	OPP. STRENGTH	TEAM	ADJ.	CONF.	ADJ CONF.
Average RPI Loss:	17	RECORD	PCT. RANK	GAMES	SCHEDULE	OF SCHEDULE	RPI	RPI	RPI	RPI
DIV. I ONLY	17- 2	5	8- 2	18	41	6	6	1	1	
DIV. I NON-CONF.	12- 1	6	5- 1	43	58	8	8	1	1	

TOTALS	RPI 1-25	RPI 26-50	W-L RECORDS	RPI 51-100	RPI 101-999	RPI 201+				
17- 2	1- 2	1- 0	OVERALL	5- 0	10- 0	3- 0				
9- 0	1- 0	0- 0	HOME	3- 0	5- 0	2- 0				
8- 2	0- 2	1- 0	AWAY	2- 0	5- 0	1- 0				
0- 0	0- 0	0- 0	NEUTRAL	0- 0	0- 0	0- 0				
12- 1	1- 1	1- 0	NON-CONFERENCE	2- 0	8- 0	3- 0				
6- 0	1- 0	0- 0	HOME	0- 0	5- 0	2- 0				
6- 1	0- 1	1- 0	AWAY	2- 0	3- 0	1- 0				
0- 0	0- 0	0- 0	NEUTRAL	0- 0	0- 0	0- 0				
5- 1	0- 1	0- 0	CONFERENCE	3- 0	2- 0	0- 0				
3- 0	0- 0	0- 0	HOME	3- 0	0- 0	0- 0				
2- 1	0- 1	0- 0	AWAY	0- 0	2- 0	0- 0				
0- 0	0- 0	0- 0	NEUTRAL	0- 0	0- 0	0- 0				

RPI	S	Opponent	Score	RPI	S	Opponent	Score	RPI	S	Opponent	Score	RPI	S	Opponent	Score
9	A	Texas	72 87	30	A	Iowa	94 93	57	A	Creighton	92 82	101	A	Wake Forest	81 79
22	H	Arizona St.	77 66					61	H	Miami (FL)	105 67	115	H	Jacksonville	82 50
25	A	Syracuse	69 76					63	H	Virginia Tech	107 62	119	A	Jacksonville St.	75 51
								88	H	North Carolina	103 65	125	A	Clemson	69 47
								89	A	James Madison	79 63	161	H	Stetson	84 39
												183	H	Samford	87 62
												196	A	Florida	84 54
												226	H	North Florida	109 51
												256	A	Grambling	96 53
												259	H	Sacred Heart	101 52

LAST 12 Division I GAMES:															
101	A	Wake Forest	81 79	115	H	Jacksonville	82 50	57	A	Creighton	92 82	9	A	Texas	72 87
63	H	Virginia Tech	107 62					22	H	Arizona St.	77 66	161	H	Stetson	84 39
61	H	Miami (FL)	105 67					89	A	James Madison	79 63				
25	A	Syracuse	69 76												
125	A	Clemson	69 47												
88	H	North Carolina	103 65												

Non-Div I Games:

Florida St.

Average RPI Win:	177	WON-LOST	WINNING	LAST 10	STRENGTH OF	OPP. STRENGTH	TEAM	ADJ.	CONF.	ADJ CONF.
Average RPI Loss:	74	RECORD	PCT. RANK	GAMES	SCHEDULE	OF SCHEDULE	RPI	RPI	RPI	RPI
DIV. I ONLY	14- 5	57	8- 2	130	76	72	72	13	13	
DIV. I NON-CONF.	9- 4	82	5- 1	101	46	60	60	12	12	

TOTALS	RPI 1-25	RPI 26-50	W-L RECORDS	RPI 51-100	RPI 101-999	RPI 201+				
14- 5	0- 1	2- 0	OVERALL	2- 3	10- 1	5- 0				
10- 2	0- 1	1- 0	HOME	2- 1	7- 0	2- 0				
4- 3	0- 0	1- 0	AWAY	0- 2	3- 1	3- 0				
0- 0	0- 0	0- 0	NEUTRAL	0- 0	0- 0	0- 0				
9- 4	0- 1	2- 0	NON-CONFERENCE	1- 2	6- 1	3- 0				
7- 1	0- 1	1- 0	HOME	1- 0	5- 0	2- 0				
2- 3	0- 0	1- 0	AWAY	0- 2	1- 1	1- 0				
0- 0	0- 0	0- 0	NEUTRAL	0- 0	0- 0	0- 0				
5- 1	0- 0	0- 0	CONFERENCE	1- 1	4- 0	2- 0				
3- 1	0- 0	0- 0	HOME	1- 1	2- 0	0- 0				
2- 0	0- 0	0- 0	AWAY	0- 0	2- 0	2- 0				
0- 0	0- 0	0- 0	NEUTRAL	0- 0	0- 0	0- 0				

RPI 1-25				RPI 26-50				RPI 51-100 Team's RPI: 72				RPI 101+			
RPI	S	Opponent	Score	RPI	S	Opponent	Score	RPI	S	Opponent	Score	RPI	S	Opponent	Score
10	H	UCLA	30 67	33	H	Northern Colo.	48 33	52	A	Albany (NY)	52 59	116	H	Hartford	69 44
				34	A	St. John's (NY)	67 64	58	H	UC Davis	70 62	120	H	Saint Louis	66 63
								62	H	Dayton	62 63	156	H	Davison	66 58
								75	A	Penn St.	60 65	166	H	Pittsburgh	58 55
								91	H	George Washington	61 50	172	A	Boston College	52 55
												199	H	Bucknell	71 62
												236	A	Manhattan	54 48
												297	A	Massachusetts	62 51
												307	A	VCU	64 54
												334	H	Iona	78 48
												337	H	UMBC	55 46

LAST 12 Division I GAMES:															
				62	H	Dayton	62 63	58	H	UC Davis	70 62				
				307	A	VCU	64 54	116	H	Hartford	69 44				
				156	H	Davison	66 58	10	H	UCLA	30 67				
				120	H	Saint Louis	66 63	199	H	Bucknell	71 62				
				297	A	Massachusetts	62 51	34	A	St. John's (NY)	67 64				
				91	H	George Washington	61 50	334	H	Iona	78 48				

Non-Div I Games:

Fordham

Average RPI Win: 288

Average RPI Loss: 159

WON-LOST
RECORDWINNING
PCT. RANKLAST 10
GAMESSTRENGTH OF
SCHEDULEOPP. STRENGTH
OF SCHEDULETEAM
RPIADJ.
RPICONF.
RPIADJ CONF.
RPIDIV. I ONLY
DIV. I NON-CONF.3- 13
2- 8303
2901- 8
1- 4134
234311
293293
311293
31114
1514
15

TOTALS

RPI 1-25

RPI 26-50

W-L RECORDS

RPI 51-100

RPI 101-999

RPI 201+

3- 13

0- 0

0- 1

OVERALL

0- 3

3- 9

3- 3

3- 5

0- 0

0- 0

HOME

0- 1

3- 4

3- 1

0- 8

0- 0

0- 1

AWAY

0- 2

0- 5

0- 2

0- 0

0- 0

0- 0

NEUTRAL

0- 0

0- 0

0- 0

2- 8

0- 0

0- 1

NON-CONFERENCE

0- 2

2- 5

2- 3

2- 2

0- 0

0- 0

HOME

0- 1

2- 1

2- 1

0- 6

0- 0

0- 1

AWAY

0- 1

0- 4

0- 2

0- 0

0- 0

0- 0

NEUTRAL

0- 0

0- 0

0- 0

1- 5

0- 0

0- 0

CONFERENCE

0- 1

1- 4

1- 0

1- 3

0- 0

0- 0

HOME

0- 0

1- 3

1- 0

0- 2

0- 0

0- 0

AWAY

0- 1

0- 1

0- 0

0- 0

0- 0

0- 0

NEUTRAL

0- 0

0- 0

0- 0

RPI 1-25

RPI 26-50

RPI 51-100

RPI 101+

Team's RPI: 293

RPI S Opponent Score

RPI S Opponent Score

RPI S Opponent Score

RPI S Opponent Score

26 A Mi chi gan 45 77

71 A Bel mont 42 74

117 A Western Ill. 44 91

82 H Mi l waukee 48 60

117 H Western Ill. 64 100

97 A South Dakota 43 85

141 A Xavi er 50 62

159 A Illi noi s 50 64

198 H Denver 55 73

201 H Oral Roberts 48 73

238 H Omaha 76 65

247 A Val parai so 50 68

284 A Coastal Caro. 58 67

286 H Loyol a Chi cago 79 70

327 H Ill. -Chi cago 51 67

340 H Eastern Ill. 93 77

LAST 12 Division I GAMES:

117 A Western Ill. 44 91

247 A Val parai so 50 68

97 A South Dakota 43 85

26 A Mi chi gan 45 77

238 H Omaha 76 65

82 H Mi l waukee 48 60

198 H Denver 55 73

340 H Eastern Ill. 93 77

201 H Oral Roberts 48 73

284 A Coastal Caro. 58 67

117 H Western Ill. 64 100

141 A Xavi er 50 62

Non-Div I Games:

Quincy

73 72

Maryville (MO)

70

76

Findlay

55

75

Fort Wayne

Loss, Non-Conf, S Site, H Home A Away N Neutral

Average RPI Win:	215	WON-LOST	WINNING	LAST 10	STRENGTH OF	OPP. STRENGTH	TEAM	ADJ.	CONF.	ADJ CONF.
Average RPI Loss:	151	RECORD	PCT. RANK	GAMES	SCHEDULE	OF SCHEDULE	RPI	RPI	RPI	RPI
DIV. I ONLY	9- 9	165	6- 4	175	183	178	178	16	16	
DIV. I NON-CONF.	5- 6	187	3- 2	145	188	188	188	16	16	

TOTALS	RPI 1-25	RPI 26-50	W-L RECORDS	RPI 51-100	RPI 101-999	RPI 201+				
9- 9	0- 1	0- 0	OVERALL	0- 1	9- 7	5- 2				
7- 2	0- 1	0- 0	HOME	0- 0	7- 1	3- 1				
2- 7	0- 0	0- 0	AWAY	0- 1	2- 6	2- 1				
0- 0	0- 0	0- 0	NEUTRAL	0- 0	0- 0	0- 0				
5- 6	0- 1	0- 0	NON-CONFERENCE	0- 0	5- 5	2- 2				
4- 2	0- 1	0- 0	HOME	0- 0	4- 1	1- 1				
1- 4	0- 0	0- 0	AWAY	0- 0	1- 4	1- 1				
0- 0	0- 0	0- 0	NEUTRAL	0- 0	0- 0	0- 0				
4- 3	0- 0	0- 0	CONFERENCE	0- 1	4- 2	3- 0				
3- 0	0- 0	0- 0	HOME	0- 0	3- 0	2- 0				
1- 3	0- 0	0- 0	AWAY	0- 1	1- 2	1- 0				
0- 0	0- 0	0- 0	NEUTRAL	0- 0	0- 0	0- 0				

RPI 1-25				RPI 26-50				RPI 51-100				RPI 101+				Team's RPI: 178
RPI	S	Opponent	Score	RPI	S	Opponent	Score	RPI	S	Opponent	Score	RPI	S	Opponent	Score	
22	H	Arizona St.	49 81					59	A	New Mexico	75 88	131	H	Pacific	81 70	
												132	H	Weber St.	81 78	
												144	A	Texas St.	59 76	
												151	A	San Francisco	62 70	
												167	A	UT Arlington	54 67	
												174	H	Colorado St.	56 45	
												177	A	Boise St.	66 75	
												185	A	Nevada	73 90	
												193	H	Eastern Wash.	81 56	
												213	A	UC Santa Barbara	64 57	
												221	H	UC Riverside	56 68	
												230	A	CSUN	72 85	
												241	H	Montana	61 58	
												255	H	San Diego St.	64 53	
												296	H	Utah St.	57 56	
												304	A	Air Force	64 58	

LAST 12 Division I GAMES:																
255	H	San Diego St.	64 53	185	A	Nevada	73 90									
59	A	New Mexico	75 88	132	H	Weber St.	81 78									
177	A	Boise St.	66 75	151	A	San Francisco	62 70									
174	H	Colorado St.	56 45	241	H	Montana	61 58									
296	H	Utah St.	57 56	131	H	Pacific	81 70									
304	A	Air Force	64 58	230	A	CSUN	72 85									

Non-Div I Games:

Fresno St.

Average RPI Win: 231
Average RPI Loss: 141

WON-LOST
RECORD

WINNING
PCT. RANK

LAST 10
GAMES

STRENGTH OF
SCHEDULE

OPP. STRENGTH
OF SCHEDULE

TEAM
RPI

ADJ.
RPI

CONF.
RPI

ADJ CONF.
RPI

DIV. I ONLY	9- 8	151	4- 6	261	140	191	191	17	17
DIV. I NON-CONF.	7- 5	132	3- 3	268	120	143	143	17	17

TOTALS	RPI 1-25	RPI 26-50	W-L RECORDS	RPI 51-100	RPI 101-999	RPI 201+			
9- 8	0- 1	0- 0	OVERALL	1- 2	8- 5	6- 2			
5- 2	0- 0	0- 0	HOME	0- 1	5- 1	3- 0			
3- 5	0- 0	0- 0	AWAY	0- 0	3- 2	3- 1			
1- 1	0- 0	0- 0	NEUTRAL	1- 0	0- 1	0- 0			
7- 5	0- 1	0- 0	NON-CONFERENCE	1- 1	6- 3	5- 1			
4- 0	0- 0	0- 0	HOME	0- 0	4- 0	3- 0			
2- 4	0- 1	0- 0	AWAY	0- 1	2- 2	2- 1			
1- 1	0- 0	0- 0	NEUTRAL	1- 0	0- 1	0- 0			
2- 3	0- 0	0- 0	CONFERENCE	0- 1	2- 2	1- 1			
1- 2	0- 0	0- 0	HOME	0- 1	1- 1	0- 0			
1- 1	0- 0	0- 0	AWAY	0- 0	1- 1	1- 1			
0- 0	0- 0	0- 0	NEUTRAL	0- 0	0- 0	0- 0			

RPI 1-25				RPI 26-50				RPI 51-100				RPI 101+ Team's RPI: 191			
RPI	S	Opponent	Score	RPI	S	Opponent	Score	RPI	S	Opponent	Score	RPI	S	Opponent	Score
24	A	Georgia	44 79					77	H	Mercer	64 86	134	H	ETSU	57 69
								85	N	Ohio	70 68	141	N	Xavier	62 75
								88	A	North Carolina	56 84	156	H	Davidson	65 62
												183	H	Samford	45 41
												188	A	Gardner-Webb	57 71
												227	A	UNCG	74 76
												233	H	Col. of Charleston	72 58
												249	A	Presbyterian	75 76
												254	A	UNC Asheville	71 63
												273	H	UNCW	76 71
												276	H	Kennesaw St.	78 59
												299	A	USC Upstate	80 59
												324	A	Western Caro.	68 59
LAST 12 Division I GAMES:															
134	H	ETSU	57 69	254	A	UNC Asheville	71 63								
227	A	UNCG	74 76	141	N	Xavier	62 75								
324	A	Western Caro.	68 59	85	N	Ohio	70 68								
77	H	Mercer	64 86	88	A	North Carolina	56 84								
183	H	Samford	45 41	299	A	USC Upstate	80 59								
249	A	Presbyterian	75 76	24	A	Georgia	44 79								

Non-Div I Games:

Bob Jones

93 46

Pfeiffer

102 51

Furman

Average RPI Win:	338	WON-LOST	WINNING	LAST 10	STRENGTH OF	OPP. STRENGTH	TEAM	ADJ.	CONF.	ADJ CONF.
Average RPI Loss:	187	RECORD	PCT. RANK	GAMES	SCHEDULE	OF SCHEDULE	RPI	RPI	RPI	RPI
DIV. I ONLY	1- 14	341	0- 10	226	331	326	326	23	23	
DIV. I NON-CONF.	1- 8	313	0- 5	217	336	323	323	24	24	

TOTALS	RPI 1-25	RPI 26-50	W-L RECORDS	RPI 51-100	RPI 101-999	RPI 201+				
1- 14	0- 0	0- 0	OVERALL	0- 5	1- 9	1- 8				
0- 7	0- 0	0- 0	HOME	0- 2	0- 5	0- 4				
1- 7	0- 0	0- 0	AWAY	0- 3	1- 4	1- 4				
0- 0	0- 0	0- 0	NEUTRAL	0- 0	0- 0	0- 0				
1- 8	0- 0	0- 0	NON-CONFERENCE	0- 4	1- 4	1- 4				
0- 5	0- 0	0- 0	HOME	0- 2	0- 3	0- 3				
1- 3	0- 0	0- 0	AWAY	0- 2	1- 1	1- 1				
0- 0	0- 0	0- 0	NEUTRAL	0- 0	0- 0	0- 0				
0- 6	0- 0	0- 0	CONFERENCE	0- 1	0- 5	0- 4				
0- 2	0- 0	0- 0	HOME	0- 0	0- 2	0- 1				
0- 4	0- 0	0- 0	AWAY	0- 1	0- 3	0- 3				
0- 0	0- 0	0- 0	NEUTRAL	0- 0	0- 0	0- 0				

RPI 1-25				RPI 26-50				RPI 51-100				RPI 101+				Team's RPI: 326
RPI	S	Opponent	Score	RPI	S	Opponent	Score	RPI	S	Opponent	Score	RPI	S	Opponent	Score	
								53	A	UCF	38 62	135	H	Little Rock	34 64	
								67	H	Alabama	36 84	202	H	Arkansas St.	62 71	
								77	A	Mercer	45 72	216	H	Stony Brook	49 68	
								90	H	IUPUI	52 72	223	A	Troy	47 88	
								98	A	South Ala.	52 79	266	A	N.C. A&T	49 60	
												276	H	Kennesaw St.	58 60	
												284	A	Coastal Caro.	51 54	
												285	A	Appalachian St.	56 87	
												338	A	South Carolina St.	61 58	
												345	H	Savannah St.	67 71	

LAST 12 Division I GAMES:																
285	A	Appalachian St.	56 87	216	H	Stony Brook	49 68									
284	A	Coastal Caro.	51 54	90	H	IUPUI	52 72									
135	H	Little Rock	34 64	276	H	Kennesaw St.	58 60									
202	H	Arkansas St.	62 71	53	A	UCF	38 62									
98	A	South Ala.	52 79	345	H	Savannah St.	67 71									
223	A	Troy	47 88	338	A	South Carolina St.	61 58									

Non-Div I Games: Coastal Ga. 68 63 Thomas (GA) 79 51

Ga. Southern

Average RPI	Win:	256	WON-LOST	WINNING	LAST 10	STRENGTH OF	OPP. STRENGTH	TEAM	ADJ.	CONF.	ADJ CONF.
Average RPI	Loss:	132	RECORD	PCT. RANK	GAMES	SCHEDULE	OF SCHEDULE	RPI	RPI	RPI	RPI
DIV. I ONLY		9- 5		93	6- 3	302	277	188	188	29	29
DIV. I NON-CONF.		7- 2		50	5- 0	298	246	133	133	29	29
<hr/>											
TOTALS	RPI 1-25		RPI 26-50		W-L RECORDS	RPI 51-100		RPI 101-999		RPI 201+	
9- 5	0- 0		0- 0		OVERALL	0- 1		9- 4		7- 1	
5- 2	0- 0		0- 0		HOME	0- 1		5- 1		4- 0	
4- 3	0- 0		0- 0		AWAY	0- 0		4- 2		3- 1	
0- 0	0- 0		0- 0		NEUTRAL	0- 0		0- 0		0- 0	
7- 2	0- 0		0- 0		NON-CONFERENCE	0- 1		7- 1		5- 0	
4- 1	0- 0		0- 0		HOME	0- 1		4- 0		3- 0	
3- 1	0- 0		0- 0		AWAY	0- 0		3- 1		2- 0	
0- 0	0- 0		0- 0		NEUTRAL	0- 0		0- 0		0- 0	
2- 3	0- 0		0- 0		CONFERENCE	0- 0		2- 3		2- 1	
1- 1	0- 0		0- 0		HOME	0- 0		1- 1		1- 0	
1- 2	0- 0		0- 0		AWAY	0- 0		1- 2		1- 1	
0- 0	0- 0		0- 0		NEUTRAL	0- 0		0- 0		0- 0	

RPI 1-25				RPI 26-50				RPI 51-100				RPI 101+				Team's RPI: 188	
RPI	S	Opponent	Score	RPI	S	Opponent	Score	RPI	S	Opponent	Score	RPI	S	Opponent	Score		
								53	H	UCF	30	65	105	A	High Point	80	83
												108	A	Kentucky	34	72	
												145	H	Liberty	60	85	
												156	A	Davidson	70	65	
												191	H	Furman	71	57	
												218	H	Radford	69	53	
												224	A	Morehead St.	68	60	
												249	A	Presbyterian	69	72	
												262	A	Mt. St. Mary's	75	67	
												280	H	Wofford	73	55	
												299	H	USC Upstate	60	39	
												324	H	Western Caro.	70	67	
												349	A	Longwood	61	54	
LAST 12 Division I GAMES:																	
249	A	Presbyterian	69	72	262	A	Mt. St. Mary's	75	67								
145	H	Liberty	60	85	156	A	Davidson	70	65								
349	A	Longwood	61	54	280	H	Wofford	73	55								
218	H	Radford	69	53	299	H	USC Upstate	60	39								
105	A	High Point	80	83	191	H	Furman	71	57								
324	H	Western Caro.	70	67	53	H	UCF	30	65								

Non-Div I Games: Montreat 83 26 Converse 82 59 Pfeiffer 72 53

Gardner-Webb

Average RPI	Win:	241	WON-LOST	WINNING	LAST 10	STRENGTH OF	OPP. STRENGTH	TEAM	ADJ.	CONF.	ADJ CONF.
Average RPI	Loss:	68	RECORD	PCT. RANK	GAMES	SCHEDULE	OF SCHEDULE	RPI	RPI	RPI	RPI
DIV. I ONLY		15- 4		32	8- 2	313	159	107	107	13	13
DIV. I NON-CONF.		11- 3		46	5- 2	283	225	106	106	12	12

TOTALS	RPI 1-25		RPI 26-50		W-L RECORDS	RPI 51-100		RPI 101-999		RPI 201+	
15- 4	0- 0		0- 2		OVERALL	1- 1		14- 1		11- 0	
11- 0	0- 0		0- 0		HOME	1- 0		10- 0		9- 0	
3- 4	0- 0		0- 0		AWAY	0- 1		3- 1		2- 0	
1- 0	0- 0		0- 0		NEUTRAL	0- 0		1- 0		0- 0	
11- 3	0- 0		0- 2		NON-CONFERENCE	1- 0		10- 1		9- 0	
9- 0	0- 0		0- 0		HOME	1- 0		8- 0		8- 0	
1- 3	0- 0		0- 2		AWAY	0- 0		1- 1		1- 0	
1- 0	0- 0		0- 0		NEUTRAL	0- 0		1- 0		0- 0	
4- 1	0- 0		0- 0		CONFERENCE	0- 1		4- 0		2- 0	
2- 0	0- 0		0- 0		HOME	0- 0		2- 0		1- 0	
2- 1	0- 0		0- 0		AWAY	0- 1		2- 0		1- 0	
0- 0	0- 0		0- 0		NEUTRAL	0- 0		0- 0		0- 0	

RPI 1-25				RPI 26-50				RPI 51-100				RPI 101+				Team's RPI: 107	
RPI	S	Opponent	Score	RPI	S	Opponent	Score	RPI	S	Opponent	Score	RPI	S	Opponent	Score		
				26	A	Michigan	61 75	65	H	American	71 53	111	A	Colorado	61 76		
				42	A	Houston	73 82	91	A	George Washington	52 62	128	N	Drake	87 75		
												156	H	Davidson	74 61		
												180	A	La Salle	69 56		
												208	H	Southeast Mo. St.	57 38		
												222	H	Richmond	77 56		
												235	A	Loyola Maryland	80 72		
												243	H	Illinois St.	56 37		
												245	H	LIU Brooklyn	73 70		
												298	H	Eastern Ky.	64 41		
												309	H	UMES	82 68		
												319	H	Old Dominion	66 53		
												321	A	Rhode Island	92 53		
												337	H	UMBC	58 38		
												349	H	Longwood	60 41		
LAST 12 Division I GAMES:																	
				222	H	Richmond	77 56	42	A	Houston	73 82						
				321	A	Rhode Island	92 53	337	H	UMBC	58 38						
				91	A	George Washington	52 62	298	H	Eastern Ky.	64 41						
				180	A	La Salle	69 56	245	H	LIU Brooklyn	73 70						
				156	H	Davidson	74 61	309	H	UMES	82 68						
				349	H	Longwood	60 41	111	A	Colorado	61 76						

Non-Div I Games:

George Mason

George Washington		Through Games Of Sun. 10/ 2018								
Average RPI	Win: 190	WON-LOST	WINNING	LAST 10	STRENGTH OF	OPP. STRENGTH	TEAM	ADJ.	CONF.	ADJ CONF.
Loss: 57		RECORD	PCT. RANK	GAMES	SCHEDULE	OF SCHEDULE	RPI	RPI	RPI	RPI
DIV. I ONLY		8- 9	192	5- 5	22	109	91	91	13	13
DIV. I NON-CONF.		5- 7	212	3- 4	29	54	111	111	12	12
TOTALS		RPI 1-25		RPI 26-50	W-L RECORDS	RPI 51-100	RPI 101-999		RPI 201+	
8- 9	0- 2			0- 3	OVERALL	1- 3	7- 1		3- 0	
4- 5	0- 2			0- 1	HOME	1- 1	3- 1		0- 0	
4- 4	0- 0			0- 0	AWAY	0- 0	4- 0		3- 0	
0- 0	0- 0			0- 0	NEUTRAL	0- 0	0- 0		0- 0	
5- 7	0- 2			0- 3	NON-CONFERENCE	1- 1	4- 1		2- 0	
3- 4	0- 2			0- 1	HOME	1- 0	2- 1		0- 0	
2- 3	0- 0			0- 2	AWAY	0- 1	2- 0		2- 0	
0- 0	0- 0			0- 0	NEUTRAL	0- 0	0- 0		0- 0	
3- 2	0- 0			0- 0	CONFERENCE	0- 2	3- 0		1- 0	
1- 1	0- 0			0- 0	HOME	0- 1	1- 0		0- 0	
2- 1	0- 0			0- 0	AWAY	0- 1	2- 0		1- 0	
0- 0	0- 0			0- 0	NEUTRAL	0- 0	0- 0		0- 0	

RPI 1-25				RPI 26-50				RPI 51-100				RPI 101+			
RPI	S	Opponent	Score	RPI	S	Opponent	Score	RPI	S	Opponent	Score	RPI	S	Opponent	Score
19	H	South Fla.	78 83	36	A	Maryland	54 80	65	H	American	61 44	107	H	George Mason	62 52
25	H	Syracuse	62 74	37	H	South Dakota St.	88 97	70	H	Duquesne	53 54	127	H	Vanderbilt	59 69
				47	A	Princeton	52 72	72	A	Fordham	50 61	154	H	Georgetown	65 54
								77	A	Mercer	44 61	156	A	Davidson	53 48
												187	H	Wisconsin	61 46
												258	A	Monmouth	59 45
												282	A	Towson	66 43
												307	A	VCU	61 39
LAST 12 Division I GAMES:															
				156	A	Davidson	53 48	65	H	American	61 44				
				70	H	Duquesne	53 54	36	A	Maryland	54 80				
				107	H	George Mason	62 52	77	A	Mercer	44 61				
				307	A	VCU	61 39	19	H	South Fla.	78 83				
				72	A	Fordham	50 61	25	H	Syracuse	62 74				
				258	A	Monmouth	59 45	187	H	Wisconsin	61 46				

Non-Div I Games:

George Washington

Average RPI Win:	216	WON-LOST	WINNING	LAST 10	STRENGTH OF	OPP. STRENGTH	TEAM	ADJ.	CONF.	ADJ CONF.
Average RPI Loss:	65	RECORD	PCT. RANK	GAMES	SCHEDULE	OF SCHEDULE	RPI	RPI	RPI	RPI
DIV. I ONLY	7- 10	222	3- 7	142	25	154	154	6	6	
DIV. I NON-CONF.	5- 5	170	3- 2	226	43	162	162	5	5	

TOTALS	RPI 1-25	RPI 26-50	W-L RECORDS	RPI 51-100	RPI 101-999	RPI 201+				
7- 10	0- 2	0- 2	OVERALL	0- 5	7- 1	4- 0				
3- 3	0- 1	0- 1	HOME	0- 1	3- 0	2- 0				
3- 5	0- 1	0- 1	AWAY	0- 3	3- 0	2- 0				
1- 2	0- 0	0- 0	NEUTRAL	0- 1	1- 1	0- 0				
5- 5	0- 1	0- 1	NON-CONFERENCE	0- 2	5- 1	4- 0				
2- 1	0- 0	0- 1	HOME	0- 0	2- 0	2- 0				
2- 2	0- 1	0- 0	AWAY	0- 1	2- 0	2- 0				
1- 2	0- 0	0- 0	NEUTRAL	0- 1	1- 1	0- 0				
2- 5	0- 1	0- 1	CONFERENCE	0- 3	2- 0	0- 0				
1- 2	0- 1	0- 0	HOME	0- 1	1- 0	0- 0				
1- 3	0- 0	0- 1	AWAY	0- 2	1- 0	0- 0				
0- 0	0- 0	0- 0	NEUTRAL	0- 0	0- 0	0- 0				

RPI 1-25				RPI 26-50				RPI 51-100				RPI 101+ Team's RPI: 154			
RPI	S	Opponent	Score	RPI	S	Opponent	Score	RPI	S	Opponent	Score	RPI	S	Opponent	Score
20	H	Villanova	58 60	34	A	St. John's (NY)	41 64	57	A	Creighton	58 69	113	N	Auburn	40 60
21	A	NC State	49 63	50	H	Minnesota	63 73	79	H	Butler	57 66	141	H	Xavier	65 60
								87	N	Chattanooga	41 54	158	A	Providence	75 43
								91	A	George Washington	54 65	165	N	Northwestern	55 54
								100	A	Seton Hall	65 70	228	H	Howard	93 41
												235	A	Loyola Maryland	72 54
												275	H	FIU	77 56
												307	A	VCU	71 59

LAST 12 Division I GAMES:															
100	A	Seton Hall	65 70	158	A	Providence	75 43								
34	A	St. John's (NY)	41 64	307	A	VCU	71 59								
20	H	Villanova	58 60	21	A	NC State	49 63								
79	H	Butler	57 66	50	H	Minnesota	63 73								
141	H	Xavier	65 60	275	H	FIU	77 56								
57	A	Creighton	58 69	165	N	Northwestern	55 54								

Non-Div I Games:

Georgetown

Average RPI Win: 159

Average RPI Loss: 6

WON-LOST
RECORDWINNING
PCT. RANKLAST 10
GAMESSTRENGTH OF
SCHEDULEOPP. STRENGTH
OF SCHEDULETEAM
RPIADJ.
RPICONF.
RPIADJ CONF.
RPIDIV. I ONLY
DIV. I NON-CONF.16- 2
12- 19
69- 1
6- 162
11346
14924
3124
312
22
2

TOTALS

RPI 1-25

RPI 26-50

W-L RECORDS

RPI 51-100

RPI 101-999

RPI 201+

16- 2

1- 2

1- 0

OVERALL

4- 0

10- 0

6- 0

9- 2

0- 2

0- 0

HOME

3- 0

6- 0

5- 0

7- 0

1- 0

1- 0

AWAY

1- 0

4- 0

1- 0

0- 0

0- 0

0- 0

NEUTRAL

0- 0

0- 0

0- 0

12- 1

0- 1

1- 0

NON-CONFERENCE

3- 0

8- 0

6- 0

8- 1

0- 1

0- 0

HOME

2- 0

6- 0

5- 0

4- 0

0- 0

1- 0

AWAY

1- 0

2- 0

1- 0

0- 0

0- 0

0- 0

NEUTRAL

0- 0

0- 0

0- 0

4- 1

1- 1

0- 0

CONFERENCE

1- 0

2- 0

0- 0

1- 1

0- 1

0- 0

HOME

1- 0

0- 0

0- 0

3- 0

1- 0

0- 0

AWAY

0- 0

2- 0

0- 0

0- 0

0- 0

0- 0

NEUTRAL

0- 0

0- 0

0- 0

RPI 1-25

Team's RPI: 24

RPI 26-50

RPI 51-100

RPI 101+

RPI	S	Opponent	Score
3	H	Mississippi St.	62 86
9	H	Texas	53 81
15	A	Texas A&M	92 84

RPI	S	Opponent	Score
44	A	Virginia	64 61

RPI	S	Opponent	Score
60	H	Georgia Tech	60 53
77	A	Mercer	72 54
80	H	Arkansas	78 65
86	H	Wright St.	87 71

RPI	S	Opponent	Score
108	A	Kentucky	56 42
110	A	BYU	79 63
127	A	Vanderbilt	81 52
191	H	Furman	79 44
226	H	North Florida	75 37
228	H	Howard	87 47
266	A	N. C. A&T	73 63
280	H	Wofford	95 56
324	H	Western Caro.	76 50
325	H	Tennessee Tech	56 48

LAST 12 Division I GAMES:

15	A	Texas A&M	92 84	86	H	Wright St.	87 71
80	H	Arkansas	78 65	228	H	Howard	87 47
108	A	Kentucky	56 42	60	H	Georgia Tech	60 53
127	A	Vanderbilt	81 52	266	A	N. C. A&T	73 63
3	H	Mississippi St.	62 86	9	H	Texas	53 81
226	H	North Florida	75 37	191	H	Furman	79 44

Non-Div I Games:

Georgia

Average RPI Win:	213	WON-LOST	WINNING	LAST 10	STRENGTH OF	OPP. STRENGTH	TEAM	ADJ.	CONF.	ADJ CONF.
Average RPI Loss:	178	RECORD	PCT. RANK	GAMES	SCHEDULE	OF SCHEDULE	RPI	RPI	RPI	RPI
DIV. I ONLY	2- 13	317	1- 8	188	184	311	311	23	23	
DIV. I NON-CONF.	2- 7	286	1- 3	153	113	273	273	24	24	

TOTALS	RPI 1-25	RPI 26-50	W-L RECORDS	RPI 51-100	RPI 101-999	RPI 201+				
2- 13	0- 1	0- 0	OVERALL	0- 3	2- 9	1- 7				
2- 4	0- 0	0- 0	HOME	0- 1	2- 3	1- 2				
0- 9	0- 0	0- 0	AWAY	0- 0	0- 0	0- 0				
0- 0	0- 0	0- 0	NEUTRAL	0- 0	0- 0	0- 0				
2- 7	0- 1	0- 0	NON-CONFERENCE	0- 2	2- 4	1- 3				
2- 2	0- 0	0- 0	HOME	0- 1	2- 1	1- 1				
0- 5	0- 1	0- 0	AWAY	0- 1	0- 3	0- 2				
0- 0	0- 0	0- 0	NEUTRAL	0- 0	0- 0	0- 0				
0- 6	0- 0	0- 0	CONFERENCE	0- 1	0- 5	0- 4				
0- 2	0- 0	0- 0	HOME	0- 0	0- 2	0- 1				
0- 4	0- 0	0- 0	AWAY	0- 1	0- 3	0- 3				
0- 0	0- 0	0- 0	NEUTRAL	0- 0	0- 0	0- 0				

RPI 1-25				RPI 26-50				RPI 51-100				RPI 101+ Team's RPI: 311			
RPI	S	Opponent	Score	RPI	S	Opponent	Score	RPI	S	Opponent	Score	RPI	S	Opponent	Score
3	A	Mississippi St.	50 106					56	H	Western Ky.	63 74	119	H	Jacksonville St.	55 41
								60	A	Georgia Tech	51 75	135	H	Little Rock	50 65
								98	A	South Ala.	52 88	196	A	Florida	66 82
												202	H	Arkansas St.	58 75
												220	H	Fla. Atlantic	50 82
												223	A	Troy	86 90
												273	A	UNCW	62 74
												276	A	Kennesaw St.	61 71
												284	A	Coastal Caro.	49 64
												285	A	Appalachian St.	62 77
												307	H	VCU	61 56
LAST 12 Division I GAMES:															
284	A	Coastal Caro.	49 64	273	A	UNCW	62 74								
285	A	Appalachian St.	62 77	119	H	Jacksonville St.	55 41								
202	H	Arkansas St.	58 75	220	H	Fla. Atlantic	50 82								
135	H	Little Rock	50 65	276	A	Kennesaw St.	61 71								
223	A	Troy	86 90	56	H	Western Ky.	63 74								
98	A	South Ala.	52 88	307	H	VCU	61 56								

Non-Div I Games: Allen 101 56 North Greenville 91 89

Georgia St.

Georgia Tech				Through Games Of Sat. 10/ 2010						
Average RPI Win: 192		WON-LOST	WINNING	LAST 10	STRENGTH OF	OPP. STRENGTH	TEAM	ADJ.	CONF.	ADJ CONF.
Loss: 37		RECORD	PCT. RANK	GAMES	SCHEDULE	OF SCHEDULE	RPI	RPI	RPI	RPI
DIV. I ONLY		12- 7	100	4- 6	23	106	60	60	1	1
DIV. I NON-CONF.		11- 2	23	5- 1	85	271	40	40	1	1
TOTALS		RPI 1-25	RPI 26-50	W-L RECORDS		RPI 51-100	RPI 101-999	RPI 201+		
12- 7	0- 6		2- 0	OVERALL		0- 0	10- 1	5- 0		
9- 2	0- 2		1- 0	HOME		0- 0	8- 0	4- 0		
2- 4	0- 3		1- 0	AWAY		0- 0	1- 1	1- 0		
1- 1	0- 1		0- 0	NEUTRAL		0- 0	1- 0	0- 0		
11- 2	0- 2		2- 0	NON-CONFERENCE		0- 0	9- 0	5- 0		
8- 0	0- 0		1- 0	HOME		0- 0	7- 0	4- 0		
2- 1	0- 1		1- 0	AWAY		0- 0	1- 0	1- 0		
1- 1	0- 1		0- 0	NEUTRAL		0- 0	1- 0	0- 0		
1- 5	0- 4		0- 0	CONFERENCE		0- 0	1- 1	0- 0		
1- 2	0- 2		0- 0	HOME		0- 0	1- 0	0- 0		
0- 3	0- 2		0- 0	AWAY		0- 0	0- 1	0- 0		
0- 0	0- 0		0- 0	NEUTRAL		0- 0	0- 0	0- 0		

RPI 1-25				RPI 26-50				RPI 51-100				Team's RPI: 60				RPI 101+			
RPI	S	Opponent	Score	RPI	S	Opponent	Score	RPI	S	Opponent	Score	RPI	S	Opponent	Score	RPI	S	Opponent	Score
2	H	Notre Dame	54 77	46	H	Purdue	68 55					103	H	Middle Tenn.	48 45				
4	H	Louisville	71 74	47	A	Princeton	67 56					121	N	Penn	69 55				
16	N	Baylor	57 80									125	H	Clemson	66 33				
21	A	NC State	43 56									152	H	Southern Miss.	63 44				
24	A	Georgia	53 60									166	A	Pittsburgh	62 68				
25	A	Syracuse	77 88									167	H	UT Arlington	80 52				
												276	H	Kennesaw St.	86 48				
												285	A	Appalachian St.	75 41				
												311	H	Georgia St.	75 51				
												329	H	Charleston So.	78 51				
												338	H	South Carolina St.	86 40				
LAST 12 Division I GAMES:																			
166	A	Pittsburgh	62 68	152	H	Southern Miss.	63 44												
21	A	NC State	43 56	329	H	Charleston So.	78 51												
2	H	Notre Dame	54 77	24	A	Georgia	53 60												
25	A	Syracuse	77 88	167	H	UT Arlington	80 52												
125	H	Clemson	66 33	103	H	Middle Tenn.	48 45												
4	H	Louisville	71 74	46	H	Purdue	68 55												

Non-Div I Games:

Georgi a Tech

Average RPI Win: 168

Average RPI Loss: 95

WON-LOST
RECORDWINNING
PCT. RANKLAST 10
GAMESSTRENGTH OF
SCHEDULEOPP. STRENGTH
OF SCHEDULETEAM
RPIADJ.
RPICONF.
RPIADJ CONF.
RPIDIV. I ONLY
DIV. I NON-CONF.14- 4
7- 438
1029- 1
4- 199
42122
12954
5954
5912
1012
10

TOTALS

RPI 1-25

RPI 26-50

W-L RECORDS

RPI 51-100

RPI 101-999

RPI 201+

14- 4

0- 0

1- 1

OVERALL

1- 1

12- 2

4- 0

7- 1

0- 0

0- 0

HOME

0- 0

7- 1

1- 0

6- 1

0- 0

1- 0

AWAY

1- 0

4- 1

3- 0

1- 2

0- 0

0- 1

NEUTRAL

0- 1

1- 0

0- 0

7- 4

0- 0

1- 1

NON-CONFERENCE

0- 1

6- 2

1- 0

4- 1

0- 0

0- 0

HOME

0- 0

4- 1

0- 0

2- 1

0- 0

1- 0

AWAY

0- 0

1- 1

1- 0

1- 2

0- 0

0- 1

NEUTRAL

0- 1

1- 0

0- 0

7- 0

0- 0

0- 0

CONFERENCE

1- 0

6- 0

3- 0

3- 0

0- 0

0- 0

HOME

0- 0

3- 0

1- 0

4- 0

0- 0

0- 0

AWAY

1- 0

3- 0

2- 0

0- 0

0- 0

0- 0

NEUTRAL

0- 0

0- 0

0- 0

RPI 1-25

RPI 26-50

RPI 51-100

Team's RPI: 54

RPI 101+

RPI S Opponent Score

RPI S Opponent Score

RPI S Opponent Score

RPI S Opponent Score

29 N DePaul 71 88

66 A Saint Mary's (CA) 73 65

104 H UNLV 50 52

49 A Washington St. 64 56

71 N Belmont 63 71

117 H Western Ill. 80 65

126 N Kent St. 77 57

131 A Pacific 99 72

142 H Saint Francis (PA) 97 74

151 H San Francisco 74 47

160 H Loyola Marymount 77 67

173 H Portland St. 91 52

174 A Colorado St. 49 65

193 H Eastern Wash. 69 45

211 H Pepperdine 73 51

241 A Montana 70 55

272 A Santa Clara 63 51

322 A Portland 70 56

LAST 12 Division I GAMES:

66 A Saint Mary's (CA) 73 65

131 A Pacific 99 72

151 H San Francisco 74 47

117 H Western Ill. 80 65

322 A Portland 70 56

142 H Saint Francis (PA) 97 74

160 H Loyola Marymount 77 67

104 H UNLV 50 52

211 H Pepperdine 73 51

49 A Washington St. 64 56

272 A Santa Clara 63 51

173 H Portland St. 91 52

Average RPI	Win: 297	WON-LOST	WINNING	LAST 10	STRENGTH OF	OPP. STRENGTH	TEAM	ADJ.	CONF.	ADJ CONF.
Average RPI	Loss: 140	RECORD	PCT. RANK	GAMES	SCHEDULE	OF SCHEDULE	RPI	RPI	RPI	RPI
DIV. I ONLY	7- 10	222	4- 6	298	200	256	256	32	32	
DIV. I NON-CONF.	3- 8	268	1- 5	218	104	252	252	32	32	

TOTALS	RPI 1-25	RPI 26-50	W-L RECORDS	RPI 51-100	RPI 101-999	RPI 201+				
7- 10	0- 1	0- 0	OVERALL	0- 3	7- 6	7- 3				
5- 2	0- 1	0- 0	HOME	0- 0	5- 1	5- 1				
2- 7	0- 0	0- 0	AWAY	0- 0	2- 0	2- 0				
0- 1	0- 0	0- 0	NEUTRAL	0- 1	0- 0	0- 0				
3- 8	0- 1	0- 0	NON-CONFERENCE	0- 3	3- 4	3- 1				
2- 1	0- 1	0- 0	HOME	0- 0	2- 0	2- 0				
1- 6	0- 0	0- 0	AWAY	0- 2	1- 4	1- 1				
0- 1	0- 0	0- 0	NEUTRAL	0- 1	0- 0	0- 0				
4- 2	0- 0	0- 0	CONFERENCE	0- 0	4- 2	4- 2				
3- 1	0- 0	0- 0	HOME	0- 0	3- 1	3- 1				
1- 1	0- 0	0- 0	AWAY	0- 0	1- 1	1- 1				
0- 0	0- 0	0- 0	NEUTRAL	0- 0	0- 0	0- 0				

RPI 1-25				RPI 26-50				RPI 51-100				RPI 101+ Team's RPI: 256			
RPI	S	Opponent	Score	RPI	S	Opponent	Score	RPI	S	Opponent	Score	RPI	S	Opponent	Score
6	H	Florida St.	53 96					67	A	Alabama	49 73	141	A	Xavier	67 72
								80	A	Arkansas	62 79	170	A	Memphis	48 57
								88	N	North Carolina	63 79	190	A	Louisiana Tech	53 64
												202	A	Arkansas St.	56 76
												212	A	Southern U.	44 63
												244	H	Texas Southern	63 73
												268	H	Alabama A&M	78 49
												289	H	Prairie View	81 79
												291	A	Alcorn	75 68
												294	A	McNeese	75 60
												300	H	Southeastern La.	61 52
												308	H	Alabama St.	93 71
												330	H	La.-Monroe	61 52
LAST 12 Division I GAMES:															
244	H	Texas Southern	63 73	80	A	Arkansas	62 79	170	A	Memphis	48 57				
289	H	Prairie View	81 79	88	N	North Carolina	63 79	202	A	Arkansas St.	56 76				
291	A	Alcorn	75 68	67	A	Alabama	49 73	300	H	Southeastern La.	61 52				
212	A	Southern U.	44 63												
308	H	Alabama St.	93 71												
268	H	Alabama A&M	78 49												

Non-Div I Games:

Grambling

Average RPI Win:	282	WON-LOST	WINNING	LAST 10	STRENGTH OF	OPP. STRENGTH	TEAM	ADJ.	CONF.	ADJ CONF.
Average RPI Loss:	178	RECORD	PCT. RANK	GAMES	SCHEDULE	OF SCHEDULE	RPI	RPI	RPI	RPI
DIV. I ONLY	7- 9	212	6- 3	300	310	252	252	30	30	
DIV. I NON-CONF.	4- 8	239	4- 3	269	299	270	270	30	30	

TOTALS	RPI 1-25	RPI 26-50	W-L RECORDS	RPI 51-100	RPI 101-999	RPI 201+				
7- 9	0- 1	0- 0	OVERALL	0- 0	7- 8	7- 4				
4- 3	0- 1	0- 0	HOME	0- 0	4- 2	4- 1				
3- 6	0- 0	0- 0	AWAY	0- 0	3- 6	3- 3				
0- 0	0- 0	0- 0	NEUTRAL	0- 0	0- 0	0- 0				
4- 8	0- 1	0- 0	NON-CONFERENCE	0- 0	4- 7	4- 3				
2- 3	0- 1	0- 0	HOME	0- 0	2- 2	2- 1				
2- 5	0- 0	0- 0	AWAY	0- 0	2- 5	2- 2				
0- 0	0- 0	0- 0	NEUTRAL	0- 0	0- 0	0- 0				
3- 1	0- 0	0- 0	CONFERENCE	0- 0	3- 1	3- 1				
2- 0	0- 0	0- 0	HOME	0- 0	2- 0	2- 0				
1- 1	0- 0	0- 0	AWAY	0- 0	1- 1	1- 1				
0- 0	0- 0	0- 0	NEUTRAL	0- 0	0- 0	0- 0				

RPI 1-25				RPI 26-50				RPI 51-100				RPI 101+ Team's RPI: 252			
RPI	S	Opponent	Score	RPI	S	Opponent	Score	RPI	S	Opponent	Score	RPI	S	Opponent	Score
14	H	Duke	61 74									104	A	UNLV	47 76
												129	H	Rice	59 69
												130	A	Washington	65 79
												168	A	Cal Poly	69 75
												209	A	Bethune-Cookman	60 69
												214	H	Seattle U	74 63
												220	A	Fla. Atlantic	77 73
												247	A	Valparaiso	75 80
												264	A	New Mexico St.	60 64
												272	H	Santa Clara	39 38
												303	H	Southern Utah	59 54
												313	A	UTRGV	65 59
												320	A	Northern Ariz.	72 54
												333	H	Long Beach St.	63 65
												335	H	Chicago St.	64 36

LAST 12 Division I GAMES:															
335	H	Chicago St.	64 36	320	A	Northern Ariz.	72 54	130	A	Washington	65 79				
313	A	UTRGV	65 59					333	H	Long Beach St.	63 65				
264	A	New Mexico St.	60 64					209	A	Bethune-Cookman	60 69				
214	H	Seattle U	74 63					220	A	Fla. Atlantic	77 73				
272	H	Santa Clara	39 38					247	A	Valparaiso	75 80				
303	H	Southern Utah	59 54												

Non-Div I Games: Arizona Christian 75 51 Benedictine Mesa 67 53

Grand Canyon

Average RPI	Win:	133	WON-LOST	WINNING	LAST 10	STRENGTH OF	OPP. STRENGTH	TEAM	ADJ.	CONF.	ADJ CONF.
Average RPI	Loss:	133	RECORD	PCT. RANK	GAMES	SCHEDULE	OF SCHEDULE	RPI	RPI	RPI	RPI
DIV. I ONLY		16- 2		9	9- 1	45	78	12	12	10	10
DIV. I NON-CONF.		10- 1		16	5- 0	18	26	4	4	11	11

TOTALS	RPI 1-25		RPI 26-50		W-L RECORDS	RPI 51-100		RPI 101-999		RPI 201+	
16- 2	2- 1		1- 0		OVERALL	5- 0		8- 1		3- 1	
7- 0	1- 0		1- 0		HOME	2- 0		3- 0		1- 0	
7- 1	0- 0		0- 0		AWAY	3- 0		4- 1		2- 1	
2- 1	1- 1		0- 0		NEUTRAL	0- 0		1- 0		0- 0	
10- 1	2- 1		1- 0		NON-CONFERENCE	2- 0		5- 0		1- 0	
4- 0	1- 0		1- 0		HOME	1- 0		1- 0		0- 0	
4- 0	0- 0		0- 0		AWAY	1- 0		3- 0		1- 0	
2- 1	1- 1		0- 0		NEUTRAL	0- 0		1- 0		0- 0	
6- 1	0- 0		0- 0		CONFERENCE	3- 0		3- 1		2- 1	
3- 0	0- 0		0- 0		HOME	1- 0		2- 0		1- 0	
3- 1	0- 0		0- 0		AWAY	2- 0		1- 1		1- 1	
0- 0	0- 0		0- 0		NEUTRAL	0- 0		0- 0		0- 0	

RPI	S	Opponent	Score	RPI	S	Opponent	Score	RPI	S	Opponent	Score	RPI	S	Opponent	Score
3	N	Mississippi St.	46 67	37	H	South Dakota St.	55 41	62	A	Dayton	75 64	106	H	Cleveland St.	69 43
17	H	Marquette	63 55					82	H	Milwaukee	52 29	165	A	Northwestern	63 57
22	N	Arizona St.	61 48					86	A	Wright St.	58 51	176	N	Columbia	61 43
								87	H	Chattanooga	60 30	184	H	Bradley	72 40
								90	A	IUPUI	60 34	187	A	Wisconsin	67 34
												263	A	Northern Ky.	54 62
												267	H	Youngstown St.	65 56
												281	A	Detroit Mercy	85 27
												286	A	Loyola Chicago	76 39

LAST 12 Division I GAMES:															
281	A	Detroit Mercy	85 27	86	A	Wright St.	58 51	165	A	Northwestern	63 57	184	H	Bradley	72 40
90	A	IUPUI	60 34	62	A	Dayton	75 64	286	A	Loyola Chicago	76 39	62	H	Marquette	63 55
106	H	Cleveland St.	69 43												
267	H	Youngstown St.	65 56												
82	H	Milwaukee	52 29												
263	A	Northern Ky.	54 62												

Non-Div I Games:

Green Bay

Average RPI	Win:	245	WON-LOST	WINNING	LAST 10	STRENGTH OF	OPP. STRENGTH	TEAM	ADJ.	CONF.	ADJ CONF.
Average RPI	Loss:	88	RECORD	PCT. RANK	GAMES	SCHEDULE	OF SCHEDULE	RPI	RPI	RPI	RPI
DIV. I ONLY		6- 9		230	4- 5	137	92	155	155	31	31
DIV. I NON-CONF.		4- 9		249	3- 6	58	57	153	153	31	31

TOTALS	RPI 1-25		RPI 26-50		W-L RECORDS	RPI 51-100		RPI 101-999		RPI 201+	
6- 9	0- 1		0- 2		OVERALL	1- 4		5- 2		4- 0	
3- 1	0- 0		0- 1		HOME	0- 0		3- 0		2- 0	
2- 7	0- 1		0- 1		AWAY	1- 3		1- 2		1- 0	
1- 1	0- 0		0- 0		NEUTRAL	0- 1		1- 0		1- 0	
4- 9	0- 1		0- 2		NON-CONFERENCE	1- 4		3- 2		2- 0	
2- 1	0- 0		0- 1		HOME	0- 0		2- 0		1- 0	
1- 7	0- 1		0- 1		AWAY	1- 3		0- 2		0- 0	
1- 1	0- 0		0- 0		NEUTRAL	0- 1		1- 0		1- 0	
2- 0	0- 0		0- 0		CONFERENCE	0- 0		2- 0		2- 0	
1- 0	0- 0		0- 0		HOME	0- 0		1- 0		1- 0	
1- 0	0- 0		0- 0		AWAY	0- 0		1- 0		1- 0	
0- 0	0- 0		0- 0		NEUTRAL	0- 0		0- 0		0- 0	

RPI 1-25				RPI 26-50				RPI 51-100				RPI 101+ Team's RPI: 155			
RPI	S	Opponent	Score	RPI	S	Opponent	Score	RPI	S	Opponent	Score	RPI	S	Opponent	Score
5	A	Oregon	45 87	44	A	Virginia	62 66	74	A	TCU	68 90	174	A	Temple	56 65
				48	H	Quinnipiac	58 64	83	A	Elon	59 82	176	H	Columbia	60 58
								87	A	Chattanooga	52 64	183	A	Samford	61 66
								88	A	North Carolina	70 66	257	N	San Jose St.	81 73
								92	N	Brown	66 73	309	A	UMES	70 65
												318	H	Delaware St.	66 62
												319	H	Old Dominion	50 42

LAST 12 Division I GAMES:															
319	H	Old Dominion	50 42	74	A	TCU	68 90	174	A	Temple	56 65				
318	H	Delaware St.	66 62	48	H	Quinnipiac	58 64	87	A	Chattanooga	52 64				
309	A	UMES	70 65	5	A	Oregon	45 87	257	N	San Jose St.	81 73				
176	H	Columbia	60 58	61	A	Samford	66 66	92	N	Brown	66 73				
183	A	Samford	61 66												
87	A	Chattanooga	52 64												

Non-Div I Games:

Hampton

Average RPI Loss: 78

DIV. I ONLY	12- 7	100	7- 3	159	232	116	116	20	20
DIV. I NON-CONF.	8- 5	112	5- 1	125	219	110	110	23	23
TOTALS	RPI 1-25	RPI 26-50	W-L RECORDS	RPI 51-100	RPI 101-999	RPI 201+			
12- 7	0- 2	0- 0	OVERALL	1- 4	11- 1	9- 0			
6- 3	0- 1	0- 0	HOME	1- 2	5- 0	4- 0			
3- 4	0- 0	0- 0	AWAY	0- 0	3- 0	3- 0			
3- 0	0- 0	0- 0	NEUTRAL	0- 0	3- 0	2- 0			
8- 5	0- 2	0- 0	NON-CONFERENCE	0- 3	8- 0	6- 0			
4- 2	0- 1	0- 0	HOME	0- 1	4- 0	3- 0			
1- 3	0- 1	0- 0	AWAY	0- 2	1- 0	1- 0			
3- 0	0- 0	0- 0	NEUTRAL	0- 0	3- 0	2- 0			
4- 2	0- 0	0- 0	CONFERENCE	1- 1	3- 1	3- 0			
2- 1	0- 0	0- 0	HOME	1- 1	1- 0	1- 0			
2- 1	0- 0	0- 0	AWAY	0- 0	2- 1	2- 0			
0- 0	0- 0	0- 0	NEUTRAL	0- 0	0- 0	0- 0			

RPI 1-25					RPI 26-50					RPI 51-100					RPI 101+				
RPI	S	Opponent	Score		RPI	S	Opponent	Score		RPI	S	Opponent	Score		RPI	S	Opponent	Score	Team's RPI: 116
20	H	Villanova	53	71						52	H	Albany (NY)	70	55	133	N	Yale	78	70
25	A	Syracuse	63	75						72	A	Fordham	44	69	163	A	Binghamton	59	64
										81	H	Maine	44	59	200	H	Siena	71	62
										88	A	North Carolina	70	90	203	H	Niagara	83	65
										99	H	Delaware	63	72	215	H	Hofstra	60	49
															216	A	Stony Brook	75	68
															268	N	Alabama A&M	56	47
															287	A	Bryant	59	47
															302	H	Central Conn. St.	68	52
															329	N	Charleston So.	62	43
															337	H	UMBC	65	54
															348	A	UMass Lowell	81	42
LAST 12 Division I GAMES:																			
					81	H	Maine	44	59	133	N	Yale	78	70					
					337	H	UMBC	65	54	72	A	Fordham	44	69					
					163	A	Binghamton	59	64	200	H	Siena	71	62					
					348	A	UMass Lowell	81	42	287	A	Bryant	59	47					
					216	A	Stony Brook	75	68	302	H	Central Conn. St.	68	52					
					52	H	Albany (NY)	70	55	203	H	Niagara	83	65					

Hartford

Average RPI Win: 216

Average RPI Loss: 84

WON-LOST
RECORDWINNING
PCT. RANKLAST 10
GAMESSTRENGTH OF
SCHEDULEOPP. STRENGTH
OF SCHEDULETEAM
RPIADJ.
RPICONF.
RPIADJ CONF.
RPIDIV. I ONLY
DIV. I NON-CONF.8- 6
8- 5133
1126- 4
8- 3111
137135
13294
8694
869
99
9

TOTALS

RPI 1-25

RPI 26-50

W-L RECORDS

RPI 51-100

RPI 101-999

RPI 201+

8- 6
5- 0
1- 5
2- 10- 0
0- 0
0- 0
0- 00- 2
0- 0
0- 2
0- 0OVERALL
HOME
AWAY
NEUTRAL0- 2
0- 0
0- 1
0- 18- 2
5- 0
1- 2
2- 05- 0
2- 0
1- 0
2- 08- 5
5- 0
1- 4
2- 10- 0
0- 0
0- 0
0- 00- 2
0- 0
0- 2
0- 0NON-CONFERENCE
HOME
AWAY
NEUTRAL0- 2
0- 0
0- 1
0- 18- 1
5- 0
1- 1
2- 05- 0
2- 0
1- 0
2- 00- 1
0- 0
0- 1
0- 00- 0
0- 0
0- 0
0- 00- 0
0- 0
0- 0
0- 0CONFERENCE
HOME
AWAY
NEUTRAL0- 0
0- 0
0- 0
0- 00- 1
0- 0
0- 1
0- 00- 0
0- 0
0- 0
0- 0

RPI 1-25

RPI S Opponent Score

RPI 26-50

RPI S Opponent Score

38 A FGCU 56 65
44 A Virginia 48 50

RPI 51-100

RPI S Opponent Score

62 N Dayton 66 72
81 A Maine 51 76

Team's RPI: 94

RPI 101+

RPI S Opponent Score

102 A Dartmouth 56 63
171 H Boston U. 80 70
174 A Temple 64 86
180 H La Salle 70 61
200 H Siena 75 67
204 A Northeastern 79 69
216 H Stony Brook 60 53
231 N Akron 76 63
259 H Sacred Heart 70 62
266 N N. C. A&T 64 60

LAST 12 Division I GAMES:

180 H La Salle 70 61
102 A Dartmouth 56 63
216 H Stony Brook 60 53
231 N Akron 76 63
38 A FGCU 56 65
204 A Northeastern 79 69
174 A Temple 64 86
266 N N. C. A&T 64 60
44 A Virginia 48 50
171 H Boston U. 80 70
259 H Sacred Heart 70 62
200 H Siena 75 67H
a
r
v
a
r
dH
a
r
v
a
r
d

Non-Div I Games:

Harvard

Average RPI Win: 253
Average RPI Loss: 136

WON-LOST
RECORD

WINNING
PCT. RANK

LAST 10
GAMES

STRENGTH OF
SCHEDULE

OPP. STRENGTH
OF SCHEDULE

TEAM
RPI

ADJ.
RPI

CONF.
RPI

ADJ CONF.
RPI

DIV. I ONLY	7- 10	222	2- 7	195	187	234	234	21	21
DIV. I NON-CONF.	6- 6	170	2- 4	151	133	183	183	21	21

TOTALS	RPI 1-25	RPI 26-50	W-L RECORDS	RPI 51-100	RPI 101-999	RPI 201+			
7- 10	0- 2	0- 2	OVERALL	0- 1	7- 5	5- 4			
5- 4	0- 0	0- 2	HOME	0- 0	5- 2	3- 1			
2- 4	0- 0	0- 0	AWAY	0- 1	2- 3	2- 3			
0- 2	0- 2	0- 0	NEUTRAL	0- 0	0- 0	0- 0			
6- 6	0- 2	0- 2	NON-CONFERENCE	0- 0	6- 2	4- 1			
4- 3	0- 0	0- 2	HOME	0- 0	4- 1	2- 0			
2- 1	0- 0	0- 0	AWAY	0- 0	2- 1	2- 1			
0- 2	0- 2	0- 0	NEUTRAL	0- 0	0- 0	0- 0			
1- 4	0- 0	0- 0	CONFERENCE	0- 1	1- 3	1- 3			
1- 1	0- 0	0- 0	HOME	0- 0	1- 1	1- 1			
0- 3	0- 0	0- 0	AWAY	0- 1	0- 2	0- 2			
0- 0	0- 0	0- 0	NEUTRAL	0- 0	0- 0	0- 0			

RPI 1-25				RPI 26-50				RPI 51-100				RPI 101+ Team's RPI: 234			
RPI	S	Opponent	Score	RPI	S	Opponent	Score	RPI	S	Opponent	Score	RPI	S	Opponent	Score
5	N	Oregon	44 85	35	H	Southern Cal i forni a	60 71	58	A	UC Davis	52 76	139	H	Idaho St.	62 64
15	N	Texas A&M	59 103	46	H	Purdue	67 79					189	H	San Diego	64 63
												194	H	Marist	70 63
												205	H	UC Irvine	67 74
												214	A	Seattle U	73 58
												221	A	UC Ri versi de	57 79
												229	H	Montana St.	81 75
												290	A	Ari zona	65 60
												312	A	Cal St. Fullerton	57 69
												320	H	Northern Ari z.	84 68
												322	A	Portland	47 76
												333	H	Long Beach St.	74 66
LAST 12 Division I GAMES:															
221	A	UC Ri versi de	57 79	15	N	Texas A&M	59 103	290	A	Ari zona	65 60	139	H	Idaho St.	62 64
333	H	Long Beach St.	74 66	46	H	Purdue	67 79	229	H	Montana St.	81 75	35	H	Southern Cal i forni a	60 71
205	H	UC Irvine	67 74	58	A	UC Davis	52 76	312	A	Cal St. Fullerton	57 69	5	N	Oregon	44 85

Non-Div I Games: Hawai i Paci fic 67 57

Hawai i

Average RPI Win:	245	WON-LOST	WINNING	LAST 10	STRENGTH OF	OPP. STRENGTH	TEAM	ADJ.	CONF.	ADJ CONF.
Average RPI Loss:	83	RECORD	PCT. RANK	GAMES	SCHEDULE	OF SCHEDULE	RPI	RPI	RPI	RPI
DIV. I ONLY	9- 5	93	7- 3	198	177	105	105	29	29	
DIV. I NON-CONF.	4- 5	202	4- 3	133	77	130	130	29	29	

TOTALS	RPI 1-25	RPI 26-50	W-L RECORDS	RPI 51-100	RPI 101-999	RPI 201+				
9- 5	0- 1	0- 0	OVERALL	0- 3	9- 1	6- 0				
3- 2	0- 0	0- 0	HOME	0- 1	3- 1	2- 0				
6- 3	0- 0	0- 0	AWAY	0- 1	6- 0	4- 0				
0- 0	0- 0	0- 0	NEUTRAL	0- 0	0- 0	0- 0				
4- 5	0- 1	0- 0	NON-CONFERENCE	0- 3	4- 1	2- 0				
1- 2	0- 0	0- 0	HOME	0- 1	1- 1	1- 0				
3- 3	0- 1	0- 0	AWAY	0- 2	3- 0	1- 0				
0- 0	0- 0	0- 0	NEUTRAL	0- 0	0- 0	0- 0				
5- 0	0- 0	0- 0	CONFERENCE	0- 0	5- 0	4- 0				
2- 0	0- 0	0- 0	HOME	0- 0	2- 0	1- 0				
3- 0	0- 0	0- 0	AWAY	0- 0	3- 0	3- 0				
0- 0	0- 0	0- 0	NEUTRAL	0- 0	0- 0	0- 0				

RPI 1-25				RPI 26-50				RPI 51-100				RPI 101+ Team's RPI: 105			
RPI	S	Opponent	Score	RPI	S	Opponent	Score	RPI	S	Opponent	Score	RPI	S	Opponent	Score
14	A	Duke	50 77					63	A	Virginia Tech	63 86	156	H	Davidson	74 82
								85	A	Ohio	61 64	161	A	Stetson	69 64
								96	H	UAB	61 77	186	A	Norfolk St.	59 56
												188	H	Gardner-Webb	83 80
												227	A	UNCG	81 72
												249	H	Presbyterian	81 55
												254	A	UNC Asheville	58 45
												270	A	Campbell	62 53
												324	H	Western Caro.	75 69
												343	A	Winthrop	79 58

LAST 12 Division I GAMES:															
270	A	Campbell	62 53	324	H	Western Caro.	75 69	156	H	Davidson	74 82				
343	A	Winthrop	79 58	63	A	Virginia Tech	63 86	96	H	UAB	61 77				
249	H	Presbyterian	81 55	186	A	Norfolk St.	59 56	161	A	Stetson	69 64				
254	A	UNC Asheville	58 45												
188	H	Gardner-Webb	83 80												
227	A	UNCG	81 72												

Non-Div I Games: N. C. Wesleyan 111 54 Barton 82 69

High Point

H
o
f
s
t
r
a

Hofstra				Through Games Of Jan. 18, 2018									
Average RPI	Win:	246	WON-LOST	WINNING	LAST 10	STRENGTH OF	OPP. STRENGTH	TEAM	ADJ.	CONF.	ADJ CONF.		
Average RPI	Loss:	133	RECORD	PCT. RANK	GAMES	SCHEDULE	OF SCHEDULE	RPI	RPI	RPI	RPI		
DIV. I ONLY		9- 8		151	5- 5	295	151	215	215	11	11		
DIV. I NON-CONF.		6- 5		153	4- 2	329	195	240	240	13	13		

TOTALS		RPI 1-25		RPI 26-50		W-L RECORDS		RPI 51-100		RPI 101-999		RPI 201+	
9- 8		0- 0		0- 0		OVERALL		0- 3		9- 5		8- 1	
4- 4		0- 0		0- 0		HOME		0- 2		4- 2		4- 1	
4- 4		0- 0		0- 0		AWAY		0- 1		4- 3		4- 0	
1- 0		0- 0		0- 0		NEUTRAL		0- 0		1- 0		0- 0	
6- 5		0- 0		0- 0		NON-CONFERENCE		0- 0		6- 5		5- 1	
3- 2		0- 0		0- 0		HOME		0- 0		3- 2		3- 1	
2- 3		0- 0		0- 0		AWAY		0- 0		2- 3		2- 0	
1- 0		0- 0		0- 0		NEUTRAL		0- 0		1- 0		0- 0	
3- 3		0- 0		0- 0		CONFERENCE		0- 3		3- 0		3- 0	
1- 2		0- 0		0- 0		HOME		0- 2		1- 0		1- 0	
2- 1		0- 0		0- 0		AWAY		0- 1		2- 0		2- 0	
0- 0		0- 0		0- 0		NEUTRAL		0- 0		0- 0		0- 0	

H
o
f
s
t
r
a

RPI 1-25				RPI 26-50				RPI 51-100				RPI 101+ Team's RPI: 215			
RPI	S	Opponent	Score	RPI	S	Opponent	Score	RPI	S	Opponent	Score	RPI	S	Opponent	Score
								64	A	Drexel	38 47	101	N	Wake Forest	69 66
								89	H	James Madison	42 55	104	A	UNLV	52 68
								99	H	Delaware	51 58	116	A	Hartford	49 60
												176	A	Columbia	53 75
												200	H	Siena	60 70
												216	H	Stony Brook	49 73
												218	H	Holy Cross	69 63
												225	H	St. Bonaventure	71 68
												233	A	Col. of Charleston	75 60
												233	H	Col. of Charleston	65 60
												259	A	Sacred Heart	86 81
												273	A	UNCW	69 61
												334	A	Iona	68 43
												337	H	UMBC	71 55
LAST 12 Division I GAMES:															
233	H	Col. of Charleston	65 60	225	H	St. Bonaventure	71 68								
99	H	Delaware	51 58	176	A	Columbia	53 75								
273	A	UNCW	69 61	334	A	Iona	68 43								
233	A	Col. of Charleston	75 60	200	H	Siena	60 70								
64	A	Drexel	38 47	259	A	Sacred Heart	86 81								
89	H	James Madison	42 55	101	N	Wake Forest	69 66								

Non-Div I Games:

Hofstra

RPI 1-25				RPI 26-50				RPI 51-100				RPI 101+				Team's RPI: 218	
RPI	S	Opponent	Score	RPI	S	Opponent	Score	RPI	S	Opponent	Score	RPI	S	Opponent	Score		
								52	H	Albany (NY)	56	65	102	H	Dartmouth	74	76
								84	H	Navy	58	65	164	H	Lehigh	54	49
								92	A	Brown	78	82	171	A	Boston U.	60	57
													172	H	Boston College	61	70
													192	A	Army West Point	70	62
													194	A	Marist	74	85
													215	A	Hofstra	63	69
													235	A	Loyola Maryland	60	77
													239	H	Lafayette	65	69
													260	A	Colgate	71	64
													271	A	Rider	83	56
													287	H	Bryant	59	57
													314	H	Vermont	64	53
													321	A	Rhode Island	69	63
													348	A	UMass Lowell	84	56
LAST 12 Division I GAMES:																	
				192	A	Army West Point	70	62	260	A	Colgate	71	64				
				171	A	Boston U.	60	57	102	H	Dartmouth	74	76				
				84	H	Navy	58	65	321	A	Rhode Island	69	63				
				235	A	Loyola Maryland	60	77	314	H	Vermont	64	53				
				164	H	Lehigh	54	49	172	H	Boston College	61	70				
				239	H	Lafayette	65	69	52	H	Albany (NY)	56	65				

Hol y Cross

Average RPI Win:	342	WON-LOST	WINNING	LAST 10	STRENGTH OF	OPP. STRENGTH	TEAM	ADJ.	CONF.	ADJ CONF.
Average RPI Loss:	193	RECORD	PCT. RANK	GAMES	SCHEDULE	OF SCHEDULE	RPI	RPI	RPI	RPI
DIV. I ONLY	1- 11	336	1- 7	268	332	328	328	27	27	
DIV. I NON-CONF.	0- 6	337	0- 3	56	339	305	305	26	26	

TOTALS	RPI 1-25	RPI 26-50	W-L RECORDS	RPI 51-100	RPI 101-999	RPI 201+				
1- 11	0- 1	0- 0	OVERALL	0- 0	1- 10	1- 4				
0- 3	0- 0	0- 0	HOME	0- 0	0- 3	0- 2				
1- 8	0- 1	0- 0	AWAY	0- 0	1- 7	1- 2				
0- 0	0- 0	0- 0	NEUTRAL	0- 0	0- 0	0- 0				
0- 6	0- 1	0- 0	NON-CONFERENCE	0- 0	0- 5	0- 1				
0- 0	0- 0	0- 0	HOME	0- 0	0- 0	0- 0				
0- 6	0- 1	0- 0	AWAY	0- 0	0- 5	0- 1				
0- 0	0- 0	0- 0	NEUTRAL	0- 0	0- 0	0- 0				
1- 5	0- 0	0- 0	CONFERENCE	0- 0	1- 5	1- 3				
0- 3	0- 0	0- 0	HOME	0- 0	0- 3	0- 2				
1- 2	0- 0	0- 0	AWAY	0- 0	1- 2	1- 1				
0- 0	0- 0	0- 0	NEUTRAL	0- 0	0- 0	0- 0				

RPI	S	Opponent	Score	RPI	S	Opponent	Score	RPI	S	Opponent	Score	RPI	S	Opponent	Score	Team's RPI: 328
19	A	South Fla.	43 90									129	A	Rice	45 67	
												137	H	Lamar University	51 79	
												138	A	UTEP	62 69	
												182	A	New Orleans	52 70	
												190	A	Louisiana Tech	62 85	
												201	A	Oral Roberts	56 78	
												240	A	Abilene Christian	68 80	
												253	H	Nicholls St.	61 73	
												300	H	Southeastern La.	61 76	
												330	A	La.-Monroe	73 77	
												342	A	Sam Houston St.	69 61	
LAST 12 Division I GAMES:																
300	H	Southeastern La.	61 76	190	A	Louisiana Tech	62 85									
342	A	Sam Houston St.	69 61	330	A	La.-Monroe	73 77									
240	A	Abilene Christian	68 80	138	A	UTEP	62 69									
253	H	Nicholls St.	61 73	201	A	Oral Roberts	56 78									
182	A	New Orleans	52 70	129	A	Rice	45 67									
137	H	Lamar University	51 79	19	A	South Fla.	43 90									

Non-Div I Games: LeTourneau 88 43 Paul Quinn 74 54 Jarvis Christian 78 30 Huston-Tillotson 76 72 Houston Baptist

Average RPI Win: 300
Average RPI Loss: 156

WON-LOST
RECORD

WINNING
PCT. RANK

LAST 10
GAMES

STRENGTH OF
SCHEDULE

OPP. STRENGTH
OF SCHEDULE

TEAM
RPI

ADJ.
RPI

CONF.
RPI

ADJ CONF.
RPI

DIV. I ONLY	6- 11	251	3- 6	132	347	228	228	31	31
DIV. I NON-CONF.	4- 9	249	3- 4	48	331	221	221	31	31
TOTALS	RPI 1-25	RPI 26-50	W-L RECORDS	RPI 51-100	RPI 101-999	RPI 201+			
6- 11	0- 1	0- 1	OVERALL	0- 2	6- 7	6- 3			
4- 3	0- 0	0- 0	HOME	0- 1	4- 2	4- 1			
2- 8	0- 0	0- 0	AWAY	0- 0	2- 1	2- 1			
0- 0	0- 0	0- 0	NEUTRAL	0- 0	0- 0	0- 0			
4- 9	0- 1	0- 1	NON-CONFERENCE	0- 2	4- 5	4- 1			
4- 2	0- 0	0- 0	HOME	0- 1	4- 1	4- 0			
0- 7	0- 1	0- 1	AWAY	0- 1	0- 4	0- 1			
0- 0	0- 0	0- 0	NEUTRAL	0- 0	0- 0	0- 0			
2- 2	0- 0	0- 0	CONFERENCE	0- 0	2- 2	2- 2			
0- 1	0- 0	0- 0	HOME	0- 0	0- 1	0- 1			
2- 1	0- 0	0- 0	AWAY	0- 0	2- 1	2- 1			
0- 0	0- 0	0- 0	NEUTRAL	0- 0	0- 0	0- 0			

RPI	S	Opponent	Score	RPI	S	Opponent	Score	RPI	S	Opponent	Score	RPI	S	Opponent	Score	Team's RPI: 228
24	A	Georgia	47 87	36	A	Maryland	49 111	77	A	Mercer	44 70	136	H	William & Mary	71 83	
								92	H	Brown	81 85	146	A	Cincinnati	53 87	
												154	A	Georgetown	41 93	
												200	A	Siena	61 72	
												209	H	Bethune-Cookman	55 59	
												270	H	Campbell	63 61	
												275	H	FIU	69 62	
												279	H	St. Francis Brooklyn	72 69	
												295	H	Fairleigh Dickinson	68 65	
												314	A	Vermont	65 88	
												332	A	Florida A&M	59 74	
												338	A	South Carolina St.	68 58	
												345	A	Savannah St.	87 59	
LAST 12 Division I GAMES:																
345	A	Savannah St.	87 59	77	A	Mercer	44 70	24	A	Georgia	47 87	146	A	Cincinnati	53 87	
338	A	South Carolina St.	68 58	24	A	Georgia	47 87	279	H	St. Francis Brooklyn	72 69	275	H	FIU	69 62	
209	H	Bethune-Cookman	55 59	146	A	Cincinnati	53 87	270	H	Campbell	63 61	295	H	Fairleigh Dickinson	68 65	
332	A	Florida A&M	59 74	279	H	St. Francis Brooklyn	72 69									
92	H	Brown	81 85	275	H	FIU	69 62									
270	H	Campbell	63 61	295	H	Fairleigh Dickinson	68 65									

Howard

Howard

Non-Div I Games:

Howard

Average RPI Win:	217	WON-LOST	WINNING	LAST 10	STRENGTH OF	OPP. STRENGTH	TEAM	ADJ.	CONF.	ADJ CONF.
Average RPI Loss:	53	RECORD	PCT. RANK	GAMES	SCHEDULE	OF SCHEDULE	RPI	RPI	RPI	RPI
DIV. I ONLY	12- 4	50	7- 3	257	83	90	90	10	10	
DIV. I NON-CONF.	7- 3	74	4- 2	279	34	97	97	11	11	

TOTALS	RPI 1-25	RPI 26-50	W-L RECORDS	RPI 51-100	RPI 101-999	RPI 201+				
12- 4	0- 1	0- 1	OVERALL	2- 1	10- 1	6- 0				
3- 2	0- 1	0- 0	HOME	0- 0	3- 1	2- 0				
8- 2	0- 0	0- 1	AWAY	1- 1	7- 0	4- 0				
1- 0	0- 0	0- 0	NEUTRAL	1- 0	0- 0	0- 0				
7- 3	0- 0	0- 1	NON-CONFERENCE	2- 1	5- 1	3- 0				
1- 1	0- 0	0- 0	HOME	0- 0	1- 1	1- 0				
5- 2	0- 0	0- 1	AWAY	1- 1	4- 0	2- 0				
1- 0	0- 0	0- 0	NEUTRAL	1- 0	0- 0	0- 0				
5- 1	0- 1	0- 0	CONFERENCE	0- 0	5- 0	3- 0				
2- 1	0- 1	0- 0	HOME	0- 0	2- 0	1- 0				
3- 0	0- 0	0- 0	AWAY	0- 0	3- 0	2- 0				
0- 0	0- 0	0- 0	NEUTRAL	0- 0	0- 0	0- 0				

RPI	S	Opponent	Score	RPI	S	Opponent	Score	RPI	S	Opponent	Score	RPI	S	Opponent	Score
12	H	Green Bay	34 60	29	A	DePaul	71 85	53	A	UCF	59 63	106	A	Cleveland St.	77 64
								55	N	Wyoming	65 59	118	H	Miami (OH)	83 96
								85	A	Ohio	76 52	162	H	Oakland	80 64
												170	A	Memphis	80 57
												195	A	UNI	54 48
												267	A	Youngstown St.	65 43
												281	H	Detroit Mercy	90 62
												301	H	Indiana St.	86 57
												325	A	Tennessee Tech	68 54
												326	A	Ga. Southern	72 52
												327	A	Ill. -Chicago	82 46
LAST 12 Division I GAMES:															
12	H	Green Bay	34 60	29	A	DePaul	71 85	326	A	Ga. Southern	72 52	118	H	Miami (OH)	83 96
162	H	Oakland	80 64	325	A	Tennessee Tech	68 54	85	A	Ohio	76 52	170	A	Memphis	80 57
281	H	Detroit Mercy	90 62												
267	A	Youngstown St.	65 43												
106	A	Cleveland St.	77 64												
327	A	Ill. -Chicago	82 46												

Non-Div I Games: Georgetown (KY) 85 52

IUPUI

Average RPI Win:	227	WON-LOST	WINNING	LAST 10	STRENGTH OF	OPP. STRENGTH	TEAM	ADJ.	CONF.	ADJ CONF.
Average RPI Loss:	131	RECORD	PCT. RANK	GAMES	SCHEDULE	OF SCHEDULE	RPI	RPI	RPI	RPI
DIV. I ONLY	9- 6	115	5- 4	273	147	139	139	19	19	
DIV. I NON-CONF.	6- 3	87	3- 2	284	105	98	98	14	14	

TOTALS	RPI 1-25	RPI 26-50	W-L RECORDS	RPI 51-100	RPI 101-999	RPI 201+				
9- 6	0- 0	0- 2	OVERALL	0- 1	9- 3	6- 2				
2- 2	0- 0	0- 1	HOME	0- 0	2- 1	1- 0				
7- 4	0- 0	0- 0	AWAY	0- 0	7- 0	5- 0				
0- 0	0- 0	0- 0	NEUTRAL	0- 0	0- 0	0- 0				
6- 3	0- 0	0- 1	NON-CONFERENCE	0- 1	6- 1	5- 1				
1- 0	0- 0	0- 0	HOME	0- 0	1- 0	1- 0				
5- 3	0- 0	0- 1	AWAY	0- 1	5- 1	4- 1				
0- 0	0- 0	0- 0	NEUTRAL	0- 0	0- 0	0- 0				
3- 3	0- 0	0- 1	CONFERENCE	0- 0	3- 2	1- 1				
1- 2	0- 0	0- 1	HOME	0- 0	1- 1	0- 0				
2- 1	0- 0	0- 0	AWAY	0- 0	2- 1	1- 1				
0- 0	0- 0	0- 0	NEUTRAL	0- 0	0- 0	0- 0				

RPI	S	Opponent	Score	RPI	S	Opponent	Score	RPI	S	Opponent	Score	RPI	S	Opponent	Score
33	H	Northern Colo.	57 63	49	A	Washington St.	55 72	55	A	Wyoming	53 61	130	A	Washington	79 59
												132	H	Weber St.	70 76
												173	A	Portland St.	88 59
												179	H	North Dakota	57 46
												205	A	UC Irvine	78 72
												211	A	Pepperdine	74 80
												214	A	Seattle U	74 69
												234	A	Hawaii	64 62
												288	A	Utah Valley	70 58
												296	H	Utah St.	64 44
												303	A	Southern Utah	70 76
												320	A	Northern Ariz.	75 55
LAST 12 Division I GAMES:															
173	A	Portland St.	88 59	288	A	Utah Valley	70 58	234	A	Hawaii	64 62	55	A	Wyoming	53 61
33	H	Northern Colo.	57 63	49	A	Washington St.	55 72	296	H	Utah St.	64 44	211	A	Pepperdine	74 80
179	H	North Dakota	57 46												
320	A	Northern Ariz.	75 55												
303	A	Southern Utah	70 76												
132	H	Weber St.	70 76												

Non-Div I Games: Westminster (UT) 83 45 Col. of Idaho 89 32

Idaho St.

Average RPI Win:	274	WON-LOST	WINNING	LAST 10	STRENGTH OF	OPP. STRENGTH	TEAM	ADJ.	CONF.	ADJ CONF.
Average RPI Loss:	205	RECORD	PCT. RANK	GAMES	SCHEDULE	OF SCHEDULE	RPI	RPI	RPI	RPI
DIV. I ONLY	5- 10	263	3- 7	330	307	327	327	10	10	
DIV. I NON-CONF.	5- 4	146	3- 2	344	344	317	317	11	11	

TOTALS	RPI 1-25	RPI 26-50	W-L RECORDS	RPI 51-100	RPI 101-999	RPI 201+				
5- 10	0- 0	0- 0	OVERALL	0- 2	5- 8	5- 5				
4- 6	0- 0	0- 0	HOME	0- 2	4- 4	4- 3				
1- 4	0- 0	0- 0	AWAY	0- 0	1- 4	1- 2				
0- 0	0- 0	0- 0	NEUTRAL	0- 0	0- 0	0- 0				
5- 4	0- 0	0- 0	NON-CONFERENCE	0- 0	5- 4	5- 3				
4- 2	0- 0	0- 0	HOME	0- 0	4- 2	4- 2				
1- 2	0- 0	0- 0	AWAY	0- 0	1- 2	1- 1				
0- 0	0- 0	0- 0	NEUTRAL	0- 0	0- 0	0- 0				
0- 6	0- 0	0- 0	CONFERENCE	0- 2	0- 4	0- 2				
0- 4	0- 0	0- 0	HOME	0- 2	0- 2	0- 1				
0- 2	0- 0	0- 0	AWAY	0- 0	0- 2	0- 1				
0- 0	0- 0	0- 0	NEUTRAL	0- 0	0- 0	0- 0				

RPI 1-25				RPI 26-50				RPI 51-100				RPI 101+ Team's RPI: 327					
RPI	S	Opponent	Score	RPI	S	Opponent	Score	RPI	S	Opponent	Score	RPI	S	Opponent	Score		
								82	H	Milwaukee	53	76	106	A	Cleveland St.	67	70
								90	H	IUPUI	46	82	162	H	Oakland	63	67
													184	A	Bradley	48	58
													210	H	Eastern Mich.	73	70
													217	H	North Texas	70	67
													267	A	Youngstown St.	63	76
													272	H	Santa Clara	36	45
													281	H	Detroit Mercy	58	61
													286	A	Loyola Chicago	55	57
													293	A	Fort Wayne	67	51
													301	H	Indiana St.	55	46
													315	H	Jackson St.	63	76
													347	H	Evansville	96	77
LAST 12 Division I GAMES:																	
				82	H	Milwaukee	53	76		286	A	Loyola Chicago	55	57			
				281	H	Detroit Mercy	58	61		217	H	North Texas	70	67			
				162	H	Oakland	63	67		347	H	Evansville	96	77			
				106	A	Cleveland St.	67	70		210	H	Eastern Mich.	73	70			
				267	A	Youngstown St.	63	76		184	A	Bradley	48	58			
				90	H	IUPUI	46	82		301	H	Indiana St.	55	46			

Non-Div I Games: Bethel (IN) 66 46 Ind.-Northwest 74 56

Ill. -Chicago

Average RPI Win:	243	WON-LOST	WINNING	LAST 10	STRENGTH OF	OPP. STRENGTH	TEAM	ADJ.	CONF.	ADJ CONF.
Average RPI Loss:	58	RECORD	PCT. RANK	GAMES	SCHEDULE	OF SCHEDULE	RPI	RPI	RPI	RPI
DIV. I ONLY	9- 11	204	3- 7	79	81	159	159	3	3	
DIV. I NON-CONF.	9- 5	99	4- 2	195	137	132	132	4	4	

TOTALS	RPI 1-25	RPI 26-50	W-L RECORDS	RPI 51-100	RPI 101-999	RPI 201+				
9- 11	0- 2	0- 4	OVERALL	0- 3	9- 2	6- 0				
6- 6	0- 0	0- 2	HOME	0- 2	6- 2	5- 0				
1- 5	0- 2	0- 2	AWAY	0- 1	1- 0	0- 0				
2- 0	0- 0	0- 0	NEUTRAL	0- 0	2- 0	1- 0				
9- 5	0- 1	0- 1	NON-CONFERENCE	0- 2	9- 1	6- 0				
6- 2	0- 0	0- 0	HOME	0- 1	6- 1	5- 0				
1- 3	0- 1	0- 1	AWAY	0- 1	1- 0	0- 0				
2- 0	0- 0	0- 0	NEUTRAL	0- 0	2- 0	1- 0				
0- 6	0- 1	0- 3	CONFERENCE	0- 1	0- 1	0- 0				
0- 4	0- 0	0- 2	HOME	0- 1	0- 1	0- 0				
0- 2	0- 1	0- 1	AWAY	0- 0	0- 0	0- 0				
0- 0	0- 0	0- 0	NEUTRAL	0- 0	0- 0	0- 0				

RPI 1-25				RPI 26-50				RPI 51-100				RPI 101+ Team's RPI: 159			
RPI	S	Opponent	Score	RPI	S	Opponent	Score	RPI	S	Opponent	Score	RPI	S	Opponent	Score
11	A	Rutgers	37 76	30	H	Iowa	71 84	59	A	New Mexico	68 97	117	H	Western Ill.	67 77
13	A	Missouri	55 72	31	H	Michigan St.	55 67	63	H	Virginia Tech	49 96	165	H	Northwestern	59 74
				36	A	Maryland	65 100	73	H	Nebraska	72 80	170	A	Memphis	63 47
				38	A	FGCU	61 85					181	N	Wichita St.	68 67
												184	H	Bradley	74 62
												205	N	UC Irvine	65 59
												237	H	Austin Peay	59 47
												281	H	Detroit Mercy	73 65
												293	H	Fort Wayne	64 50
												301	H	Indiana St.	81 52
												335	H	Chicago St.	66 56

LAST 12 Division I GAMES:															
				31	H	Michigan St.	55 67	13	A	Missouri	55 72				
				73	H	Nebraska	72 80	237	H	Austin Peay	59 47				
				30	H	Iowa	71 84	281	H	Detroit Mercy	73 65				
				11	A	Rutgers	37 76	301	H	Indiana St.	81 52				
				165	H	Northwestern	59 74	170	A	Memphis	63 47				
				36	A	Maryland	65 100	63	H	Virginia Tech	49 96				

Non-Div I Games:

Illinois

Average RPI Win:	227	WON-LOST	WINNING	LAST 10	STRENGTH OF	OPP. STRENGTH	TEAM	ADJ.	CONF.	ADJ CONF.
Average RPI Loss:	153	RECORD	PCT. RANK	GAMES	SCHEDULE	OF SCHEDULE	RPI	RPI	RPI	RPI
DIV. I ONLY	7- 9	212	4- 6	242	248	243	243	24	24	
DIV. I NON-CONF.	6- 5	153	4- 3	216	257	196	196	22	22	
TOTALS	RPI 1-25	RPI 26-50	W-L RECORDS	RPI 51-100	RPI 101-999	RPI 201+				
7- 9	0- 0	0- 0	OVERALL	0- 2	7- 7	5- 2				
5- 4	0- 0	0- 0	HOME	0- 1	5- 3	3- 0				
1- 5	0- 0	0- 0	AWAY	0- 0	1- 1	1- 1				
1- 0	0- 0	0- 0	NEUTRAL	0- 0	1- 0	1- 0				
6- 5	0- 0	0- 0	NON-CONFERENCE	0- 2	6- 3	5- 0				
4- 2	0- 0	0- 0	HOME	0- 1	4- 1	3- 0				
1- 3	0- 0	0- 0	AWAY	0- 1	1- 2	1- 0				
1- 0	0- 0	0- 0	NEUTRAL	0- 0	1- 0	1- 0				
1- 4	0- 0	0- 0	CONFERENCE	0- 0	1- 4	0- 2				
1- 2	0- 0	0- 0	HOME	0- 0	1- 2	0- 0				
0- 2	0- 0	0- 0	AWAY	0- 0	0- 2	0- 2				
0- 0	0- 0	0- 0	NEUTRAL	0- 0	0- 0	0- 0				

RPI S Opponent	Score	RPI S Opponent	Score	RPI S Opponent	Score	RPI S Opponent	Score	Team's RPI: 243
				79 H Butler	45 56	106 H Cleveland St.	47 56	
				82 A Milwaukee	59 61	107 A George Mason	37 56	
						123 H Missouri St.	50 56	
						150 H SIUE	62 47	
						162 A Oakland	43 64	
						169 H Southern Ill.	49 46	
						184 H Bradley	42 62	
						204 N Northeastern	65 55	
						210 H Eastern Mich.	65 56	
						247 A Valparaiso	50 56	
						261 H UMKC	64 53	
						263 H Northern Ky.	49 37	
						286 A Loyola Chicago	59 62	
						333 A Long Beach St.	59 51	
LAST 12 Division I GAMES:								
169 H Southern Ill.	49 46	333 A Long Beach St.	59 51					
123 H Missouri St.	50 56	106 H Cleveland St.	47 56					
286 A Loyola Chicago	59 62	210 H Eastern Mich.	65 56					
247 A Valparaiso	50 56	82 A Milwaukee	59 61					
184 H Bradley	42 62	79 H Butler	45 56					
204 N Northeastern	65 55	150 H SIUE	62 47					

Non-Div I Games:

Illinois St.

Average RPI Win:	298	WON-LOST	WINNING	LAST 10	STRENGTH OF	OPP. STRENGTH	TEAM	ADJ.	CONF.	ADJ CONF.
Average RPI Loss:	146	RECORD	PCT. RANK	GAMES	SCHEDULE	OF SCHEDULE	RPI	RPI	RPI	RPI
DIV. I ONLY	2- 14	323	2- 8	92	321	278	278	27	27	
DIV. I NON-CONF.	0- 10	337	0- 6	22	298	274	274	26	26	

TOTALS	RPI 1-25	RPI 26-50	W-L RECORDS	RPI 51-100	RPI 101-999	RPI 201+				
2- 14	0- 0	0- 2	OVERALL	0- 2	2- 10	2- 3				
1- 5	0- 0	0- 0	HOME	0- 1	1- 4	1- 2				
1- 9	0- 0	0- 0	AWAY	0- 0	1- 1	1- 0				
0- 0	0- 0	0- 0	NEUTRAL	0- 0	0- 0	0- 0				
0- 10	0- 0	0- 2	NON-CONFERENCE	0- 2	0- 6	0- 2				
0- 3	0- 0	0- 0	HOME	0- 1	0- 2	0- 1				
0- 7	0- 0	0- 2	AWAY	0- 1	0- 4	0- 1				
0- 0	0- 0	0- 0	NEUTRAL	0- 0	0- 0	0- 0				
2- 4	0- 0	0- 0	CONFERENCE	0- 0	2- 4	2- 1				
1- 2	0- 0	0- 0	HOME	0- 0	1- 2	1- 1				
1- 2	0- 0	0- 0	AWAY	0- 0	1- 2	1- 0				
0- 0	0- 0	0- 0	NEUTRAL	0- 0	0- 0	0- 0				

RPI S Opponent	Score	RPI S Opponent	Score	RPI S Opponent	Score	RPI S Opponent	Score	Team's RPI: 278
42 A Houston	67 98	76 A Utah	31 90	109 H Central Ark.	35 57	129 A Rice	43 60	
43 A Oklahoma St.	35 86	97 H South Dakota	51 81	132 A Weber St.	55 79	137 A Lamar University	54 77	
				140 A SFA	49 60	144 H Texas St.	33 74	
				167 A UT Arlington	48 61	231 A Texas Tech	54 80	
				253 H Nicholls St.	64 62	294 H McNeese	57 66	
				297 H Massachusetts	45 64	342 A Sam Houston St.	56 49	

LAST 12 Division I GAMES:								
137 A Lamar University	54 77	231 A Texas Tech	54 80	42 A Houston	67 98			
140 A SFA	49 60	129 A Rice	43 60	97 H South Dakota	51 81			
109 H Central Ark.	35 57	297 H Massachusetts	45 64	132 A Weber St.	55 79			
342 A Sam Houston St.	56 49							
253 H Nicholls St.	64 62							
294 H McNeese	57 66							

Non-Div I Games: Mary Hardin-Baylor 76 58

Incarnate Word

Average RPI Win:	153	WON-LOST	WINNING	LAST 10	STRENGTH OF	OPP. STRENGTH	TEAM	ADJ.	CONF.	ADJ CONF.
Average RPI Loss:	42	RECORD	PCT. RANK	GAMES	SCHEDULE	OF SCHEDULE	RPI	RPI	RPI	RPI
DIV. I ONLY	8- 12	230	2- 8	4	37	78	78	3	3	
DIV. I NON-CONF.	7- 6	165	3- 2	12	92	68	68	4	4	

TOTALS	RPI 1-25	RPI 26-50	W-L RECORDS	RPI 51-100	RPI 101-999	RPI 201+				
8- 12	0- 4	1- 4	OVERALL	2- 3	5- 1	4- 0				
5- 5	0- 2	1- 1	HOME	1- 1	3- 1	3- 0				
2- 5	0- 1	0- 2	AWAY	0- 2	2- 0	1- 0				
1- 2	0- 1	0- 1	NEUTRAL	1- 0	0- 0	0- 0				
7- 6	0- 2	0- 1	NON-CONFERENCE	2- 2	5- 1	4- 0				
4- 3	0- 1	0- 0	HOME	1- 1	3- 1	3- 0				
2- 1	0- 0	0- 0	AWAY	0- 1	2- 0	1- 0				
1- 2	0- 1	0- 1	NEUTRAL	1- 0	0- 0	0- 0				
1- 6	0- 2	1- 3	CONFERENCE	0- 1	0- 0	0- 0				
1- 2	0- 1	1- 1	HOME	0- 0	0- 0	0- 0				
0- 4	0- 1	0- 2	AWAY	0- 1	0- 0	0- 0				
0- 0	0- 0	0- 0	NEUTRAL	0- 0	0- 0	0- 0				

RPI 1-25				RPI 26-50				RPI 51-100 Team's RPI: 78				RPI 101+			
RPI	S	Opponent	Score	RPI	S	Opponent	Score	RPI	S	Opponent	Score	RPI	S	Opponent	Score
4	H	Louisville	59 72	26	A	Michigan	79 84	56	H	Western Ky.	73 71	113	H	Auburn	53 65
7	A	Ohio St.	70 85	31	H	Michigan St.	46 68	66	A	Saint Mary's (CA)	82 88	133	A	Yale	72 68
7	H	Ohio St.	62 77	36	A	Maryland	70 74	75	A	Penn St.	74 77	202	H	Arkansas St.	93 51
13	N	Missouri	55 75	44	N	Virginia	72 82	87	H	Chattanooga	61 64	212	H	Southern U.	64 49
				46	H	Purdue	72 54	96	N	UAB	71 63	217	H	North Texas	68 63
												263	A	Northern Ky.	67 56

LAST 12 Division I GAMES:															
				36	A	Maryland	70 74	31	H	Michigan St.	46 68				
				7	H	Ohio St.	62 77	133	A	Yale	72 68				
				26	A	Michigan	79 84	44	N	Virginia	72 82				
				46	H	Purdue	72 54	13	N	Missouri	55 75				
				75	A	Penn St.	74 77	263	A	Northern Ky.	67 56				
				7	A	Ohio St.	70 85	217	H	North Texas	68 63				

Non-Div I Games:

Indiana

Average RPI Win:	294	WON-LOST	WINNING	LAST 10	STRENGTH OF	OPP. STRENGTH	TEAM	ADJ.	CONF.	ADJ CONF.
Average RPI Loss:	144	RECORD	PCT. RANK	GAMES	SCHEDULE	OF SCHEDULE	RPI	RPI	RPI	RPI
DIV. I ONLY	2- 13	317	1- 9	161	194	301	301	24	24	
DIV. I NON-CONF.	1- 9	318	0- 6	77	215	276	276	22	22	
<hr/>										
TOTALS	RPI 1-25	RPI 26-50	W-L RECORDS	RPI 51-100	RPI 101-999	RPI 201+				
2- 13	0- 0	0- 1	OVERALL	0- 3	2- 9	2- 2				
1- 7	0- 0	0- 1	HOME	0- 1	1- 5	1- 1				
0- 5	0- 0	0- 0	AWAY	0- 1	0- 4	0- 1				
1- 1	0- 0	0- 0	NEUTRAL	0- 1	1- 0	1- 0				
1- 9	0- 0	0- 1	NON-CONFERENCE	0- 3	1- 5	1- 2				
0- 5	0- 0	0- 1	HOME	0- 1	0- 3	0- 1				
0- 3	0- 0	0- 0	AWAY	0- 1	0- 2	0- 1				
1- 1	0- 0	0- 0	NEUTRAL	0- 1	1- 0	1- 0				
1- 4	0- 0	0- 0	CONFERENCE	0- 0	1- 4	1- 0				
1- 2	0- 0	0- 0	HOME	0- 0	1- 2	1- 0				
0- 2	0- 0	0- 0	AWAY	0- 0	0- 2	0- 0				
0- 0	0- 0	0- 0	NEUTRAL	0- 0	0- 0	0- 0				

RPI 1-25				RPI 26-50				RPI 51-100				RPI 101+ Team's RPI: 301			
RPI	S	Opponent	Score	RPI	S	Opponent	Score	RPI	S	Opponent	Score	RPI	S	Opponent	Score
				41	H	Central Mich.	67 77	79	H	Butler	51 60	118	H	Miami (OH)	56 68
								90	A	IUPUI	57 86	120	H	Saint Louis	59 60
								97	N	South Dakota	59 71	123	H	Missouri St.	63 77
												128	A	Drake	64 85
												159	A	Illinois	52 81
												169	H	Southern Ill.	45 64
												195	A	UNI	53 59
												220	H	Fla. Atlantic	58 66
												241	N	Montana	57 45
												327	A	Ill.-Chicago	46 55
												347	H	Evansville	56 48
LAST 12 Division I GAMES:															
				195	A	UNI	53 59	118	H	Miami (OH)	56 68				
				128	A	Drake	64 85	41	H	Central Mich.	67 77				
				347	H	Evansville	56 48	159	A	Illinois	52 81				
				169	H	Southern Ill.	45 64	327	A	Ill.-Chicago	46 55				
				123	H	Missouri St.	63 77	97	N	South Dakota	59 71				
				79	H	Butler	51 60	241	N	Montana	57 45				

Non-Div I Games: Missouri S&T 84 51

Indiana St.

Average RPI Win:	0	WON-LOST	WINNING	LAST 10	STRENGTH OF	OPP. STRENGTH	TEAM	ADJ.	CONF.	ADJ CONF.
Average RPI Loss:	180	RECORD	PCT. RANK	GAMES	SCHEDULE	OF SCHEDULE	RPI	RPI	RPI	RPI
DIV. I ONLY	0- 17	345	0- 10	185	263	334	334	25	25	
DIV. I NON-CONF.	0- 11	337	0- 6	89	307	315	315	25	25	

TOTALS	RPI 1-25	RPI 26-50	W-L RECORDS	RPI 51-100	RPI 101-999	RPI 201+				
0- 17	0- 0	0- 1	OVERALL	0- 3	0- 13	0- 8				
0- 8	0- 0	0- 1	HOME	0- 1	0- 6	0- 3				
0- 9	0- 0	0- 0	AWAY	0- 2	0- 7	0- 5				
0- 0	0- 0	0- 0	NEUTRAL	0- 0	0- 0	0- 0				
0- 11	0- 0	0- 0	NON-CONFERENCE	0- 3	0- 8	0- 4				
0- 5	0- 0	0- 0	HOME	0- 1	0- 4	0- 1				
0- 6	0- 0	0- 0	AWAY	0- 2	0- 4	0- 3				
0- 0	0- 0	0- 0	NEUTRAL	0- 0	0- 0	0- 0				
0- 6	0- 0	0- 1	CONFERENCE	0- 0	0- 5	0- 4				
0- 3	0- 0	0- 1	HOME	0- 0	0- 2	0- 2				
0- 3	0- 0	0- 0	AWAY	0- 0	0- 3	0- 2				
0- 0	0- 0	0- 0	NEUTRAL	0- 0	0- 0	0- 0				

RPI 1-25				RPI 26-50				RPI 51-100				RPI 101+				Team's RPI: 334	
RPI	S	Opponent	Score	RPI	S	Opponent	Score	RPI	S	Opponent	Score	RPI	S	Opponent	Score		
				48	H	Quinnipiac	38 74										
								51	H	Toledo	57 74	115	A	Jacksonville	62 71		
								70	A	Duquesne	59 80	122	H	Kansas	58 72		
								72	A	Fordham	48 78	174	H	Temple	54 59		
												199	H	Bucknell	53 60		
												200	A	Siena	51 64		
												203	A	Niagara	59 73		
												215	H	Hofstra	43 68		
												216	A	Stony Brook	46 63		
												236	A	Manhattan	63 67		
												258	H	Monmouth	56 62		
												279	A	St. Francis Brooklyn	63 72		
												290	A	Ari zona	58 71		
												310	H	Canisi us	49 53		
LAST 12 Division I GAMES:																	
				236	A	Manhattan	63 67					122	H	Kansas	58 72		
				258	H	Monmouth	56 62					279	A	St. Francis Brooklyn	63 72		
				48	H	Quinnipiac	38 74					216	A	Stony Brook	46 63		
				200	A	Siena	51 64					72	A	Fordham	48 78		
				310	H	Canisi us	49 53					215	H	Hofstra	43 68		
				203	A	Niagara	59 73					199	H	Bucknell	53 60		

Non-Div I Games:

Iona

Average RPI	Win:	147	WON-LOST	WINNING	LAST 10	STRENGTH OF	OPP. STRENGTH	TEAM	ADJ.	CONF.	ADJ CONF.
Average RPI	Loss:	40	RECORD	PCT. RANK	GAMES	SCHEDULE	OF SCHEDULE	RPI	RPI	RPI	RPI
DIV. I ONLY		15- 4		32	7- 3	42	58	30	30	3	3
DIV. I NON-CONF.		12- 1		6	5- 1	79	93	22	22	4	4

TOTALS	RPI 1-25		RPI 26-50		W-L RECORDS	RPI 51-100		RPI 101-999		RPI 201+	
15- 4	0- 1		2- 2		OVERALL	3- 1		10- 0		2- 0	
8- 2	0- 1		2- 1		HOME	2- 0		4- 0		1- 0	
4- 2	0- 0		0- 1		AWAY	0- 1		4- 0		0- 0	
3- 0	0- 0		0- 0		NEUTRAL	1- 0		2- 0		1- 0	
12- 1	0- 1		1- 0		NON-CONFERENCE	3- 0		8- 0		2- 0	
7- 1	0- 1		1- 0		HOME	2- 0		4- 0		1- 0	
2- 0	0- 0		0- 0		AWAY	0- 0		2- 0		0- 0	
3- 0	0- 0		0- 0		NEUTRAL	1- 0		2- 0		1- 0	
3- 3	0- 0		1- 2		CONFERENCE	0- 1		2- 0		0- 0	
1- 1	0- 0		1- 1		HOME	0- 0		0- 0		0- 0	
2- 2	0- 0		0- 1		AWAY	0- 1		2- 0		0- 0	
0- 0	0- 0		0- 0		NEUTRAL	0- 0		0- 0		0- 0	

RPI 1-25				RPI 26-50				Team's RPI: 30				RPI 51-100				RPI 101+			
RPI	S	Opponent	Score	RPI	S	Opponent	Score	RPI	S	Opponent	Score	RPI	S	Opponent	Score	RPI	S	Opponent	Score
6	H	Florida St.	93 94	26	H	Michigan	82 72	56	H	Western Ky.	104 97	112	H	Northern Ill.	105 80				
				36	A	Maryland	64 80	73	A	Nebraska	65 74	128	H	Drake	79 66				
				46	H	Purdue	70 76	83	N	Elon	74 61	147	A	Iowa St.	61 55				
				48	H	Quinnipiac	83 67	93	H	Western Mich.	79 56	159	A	Illinois	84 71				
												183	H	Samford	80 59				
												187	A	Wisconsin	56 46				
												195	A	UNI	71 47				
												197	N	Charlotte	77 64				
												251	N	Morgan St.	90 46				
												336	H	Ark.-Pine Bluff	85 45				

LAST 12 Division I GAMES:																			
				73	A	Nebraska	65 74	128	H	Drake	79 66								
				46	H	Purdue	70 76	195	A	UNI	71 47								
				159	A	Illinois	84 71	336	H	Ark.-Pine Bluff	85 45								
				36	A	Maryland	64 80	147	A	Iowa St.	61 55								
				26	H	Michigan	82 72	183	H	Samford	80 59								
				187	A	Wisconsin	56 46	6	H	Florida St.	93 94								

Non-Div I Games:

Iowa

Average RPI Win: 203

Average RPI Loss: 69

WON-LOST
RECORDWINNING
PCT. RANKLAST 10
GAMESSTRENGTH OF
SCHEDULEOPP. STRENGTH
OF SCHEDULETEAM
RPIADJ.
RPICONF.
RPIADJ CONF.
RPIDIV. I ONLY
DIV. I NON-CONF.8- 10
6- 5206
1535- 5
3- 276
23249
99147
193147
1935
65
6

TOTALS

RPI 1-25

RPI 26-50

W-L RECORDS

RPI 51-100

RPI 101-999

RPI 201+

8- 10

0- 2

0- 4

OVERALL

1- 1

7- 3

5- 0

6- 4

0- 1

0- 2

HOME

1- 1

5- 0

4- 0

1- 5

0- 1

0- 1

AWAY

0- 0

1- 3

1- 0

1- 1

0- 0

0- 1

NEUTRAL

0- 0

1- 0

0- 0

6- 5

0- 0

0- 2

NON-CONFERENCE

1- 0

5- 3

4- 0

5- 1

0- 0

0- 1

HOME

1- 0

4- 0

4- 0

0- 3

0- 0

0- 0

AWAY

0- 0

0- 3

0- 0

1- 1

0- 0

0- 1

NEUTRAL

0- 0

1- 0

0- 0

2- 5

0- 2

0- 2

CONFERENCE

0- 1

2- 0

1- 0

1- 3

0- 1

0- 1

HOME

0- 1

1- 0

0- 0

1- 2

0- 1

0- 1

AWAY

0- 0

1- 0

1- 0

0- 0

0- 0

0- 0

NEUTRAL

0- 0

0- 0

0- 0

RPI 1-25

RPI 26-50

RPI 51-100

RPI 101+

Team's RPI: 147

RPI S Opponent

Score

RPI S Opponent

Score

RPI S Opponent

Score

RPI S Opponent

Score

16 A Bayl or

49 89

28 H Okl ahoma

69 74

68 H Kansas St.

60 67

114 N Tulane

67 64

16 H Bayl or

50 79

30 H Iowa

55 61

97 H South Dakota

81 76

122 H Kansas

71 69

40 A West Vi rgi ni a

49 57

41 N Central Mich.

60 81

127 A Vanderbi l t

74 77

128 A Drake

80 83

195 A UNI

53 57

221 H UC Ri versi de

89 66

231 A Texas Tech

66 54

253 H Ni chol l s St.

75 47

261 H UMKC

61 45

323 H N. C. Central

99 58

LAST 12 Division I GAMES:

16 H Bayl or

50 79

122 H Kansas

71 69

231 A Texas Tech

66 54

253 H Ni chol l s St.

75 47

68 H Kansas St.

60 67

221 H UC Ri versi de

89 66

40 A West Vi rgi ni a

49 57

323 H N. C. Central

99 58

16 A Bayl or

49 89

30 H Iowa

55 61

28 H Okl ahoma

69 74

127 A Vanderbi l t

74 77

Iowa St.

Average RPI Win:	303	WON-LOST	WINNING	LAST 10	STRENGTH OF	OPP. STRENGTH	TEAM	ADJ.	CONF.	ADJ CONF.
Average RPI Loss:	244	RECORD	PCT. RANK	GAMES	SCHEDULE	OF SCHEDULE	RPI	RPI	RPI	RPI
DIV. I ONLY	6- 5	146	4- 5	349	336	315	315	32	32	
DIV. I NON-CONF.	2- 3	214	1- 3	349	301	344	344	32	32	

TOTALS	RPI 1-25	RPI 26-50	W-L RECORDS	RPI 51-100	RPI 101-999	RPI 201+				
6- 5	0- 0	0- 0	OVERALL	0- 0	6- 5	6- 4				
3- 2	0- 0	0- 0	HOME	0- 0	3- 2	3- 2				
3- 3	0- 0	0- 0	AWAY	0- 0	3- 0	3- 0				
0- 0	0- 0	0- 0	NEUTRAL	0- 0	0- 0	0- 0				
2- 3	0- 0	0- 0	NON-CONFERENCE	0- 0	2- 3	2- 2				
0- 1	0- 0	0- 0	HOME	0- 0	0- 1	0- 1				
2- 2	0- 0	0- 0	AWAY	0- 0	2- 2	2- 1				
0- 0	0- 0	0- 0	NEUTRAL	0- 0	0- 0	0- 0				
4- 2	0- 0	0- 0	CONFERENCE	0- 0	4- 2	4- 2				
3- 1	0- 0	0- 0	HOME	0- 0	3- 1	3- 1				
1- 1	0- 0	0- 0	AWAY	0- 0	1- 1	1- 1				
0- 0	0- 0	0- 0	NEUTRAL	0- 0	0- 0	0- 0				

RPI 1-25				RPI 26-50				RPI 51-100				RPI 101+ Team's RPI: 315			
RPI	S	Opponent	Score	RPI	S	Opponent	Score	RPI	S	Opponent	Score	RPI	S	Opponent	Score
												170	A	Memphi s	53 64
												212	A	Southern U.	76 86
												244	H	Texas Southern	74 77
												253	H	Ni choll s St.	64 90
												268	H	Al abama A&M	59 43
												289	H	Prai rie View	70 61
												291	A	Al corn	74 51
												308	H	Al abama St.	70 61
												327	A	Ill . -Chi cago	76 63
												335	A	Chi cago St.	87 69
												342	A	Sam Houston St.	68 74
LAST 12 Division I GAMES:															
												289	H	Prai rie View	70 61
												244	H	Texas Southern	74 77
												212	A	Southern U.	76 86
												291	A	Al corn	74 51
												268	H	Al abama A&M	59 43
												308	H	Al abama St.	70 61
												170	A	Memphi s	53 64
												342	A	Sam Houston St.	68 74
												253	H	Ni choll s St.	64 90
												335	A	Chi cago St.	87 69
												327	A	Ill . -Chi cago	76 63

Non-Div I Games: Philander Smith 88 56 Millsaps 79 41 LSU-Shreveport 85 86 Spring Hill 77 50 Jackson St.

Average RPI Win:	251	WON-LOST	WINNING	LAST 10	STRENGTH OF	OPP. STRENGTH	TEAM	ADJ.	CONF.	ADJ CONF.
Average RPI Loss:	103	RECORD	PCT. RANK	GAMES	SCHEDULE	OF SCHEDULE	RPI	RPI	RPI	RPI
DIV. I ONLY	10- 5	84	7- 1	288	179	115	115	22	22	
DIV. I NON-CONF.	7- 5	132	4- 3	258	168	123	123	20	20	

TOTALS	RPI 1-25	RPI 26-50	W-L RECORDS	RPI 51-100	RPI 101-999	RPI 201+				
10- 5	0- 2	0- 0	OVERALL	1- 1	9- 2	9- 1				
5- 0	0- 0	0- 0	HOME	0- 0	5- 0	5- 0				
4- 5	0- 2	0- 0	AWAY	1- 1	3- 2	3- 1				
1- 0	0- 0	0- 0	NEUTRAL	0- 0	1- 0	1- 0				
7- 5	0- 2	0- 0	NON-CONFERENCE	1- 1	6- 2	6- 1				
3- 0	0- 0	0- 0	HOME	0- 0	3- 0	3- 0				
3- 5	0- 2	0- 0	AWAY	1- 1	2- 2	2- 1				
1- 0	0- 0	0- 0	NEUTRAL	0- 0	1- 0	1- 0				
3- 0	0- 0	0- 0	CONFERENCE	0- 0	3- 0	3- 0				
2- 0	0- 0	0- 0	HOME	0- 0	2- 0	2- 0				
1- 0	0- 0	0- 0	AWAY	0- 0	1- 0	1- 0				
0- 0	0- 0	0- 0	NEUTRAL	0- 0	0- 0	0- 0				

RPI 1-25				RPI 26-50				RPI 51-100				RPI 101+ Team's RPI: 115			
RPI	S	Opponent	Score	RPI	S	Opponent	Score	RPI	S	Opponent	Score	RPI	S	Opponent	Score
6	A	Florida St.	50 82					67	A	Alabama	60 75	196	A	Florida	59 69
21	A	NC State	44 64					98	A	South Ala.	60 58	209	A	Bethune-Cookman	68 58
												223	A	Troy	88 89
												226	A	North Florida	66 48
												246	H	Lipscomb	70 48
												253	A	Nicholls St.	69 61
												258	H	Monmouth	74 65
												263	N	Northern Ky.	61 49
												276	H	Kennesaw St.	84 49
												334	H	Iona	71 62
												345	H	Savannah St.	74 46

LAST 12 Division I GAMES:															
246	H	Lipscomb	70 48	276	H	Kennesaw St.	84 49								
226	A	North Florida	66 48	98	A	South Ala.	60 58								
345	H	Savannah St.	74 46	223	A	Troy	88 89								
6	A	Florida St.	50 82	196	A	Florida	59 69								
263	N	Northern Ky.	61 49	258	H	Monmouth	74 65								
209	A	Bethune-Cookman	68 58	253	A	Nicholls St.	69 61								

Non-Div I Games: Flagler 79 52 Webber Int'l 64 43 Edward Waters 79 58

Jacksonville

Loss, Non-Conf, S Site, H Home A Away N Neutral

Average RPI Win:	265	WON-LOST	WINNING	LAST 10	STRENGTH OF	OPP. STRENGTH	TEAM	ADJ.	CONF.	ADJ CONF.
Average RPI Loss:	122	RECORD	PCT. RANK	GAMES	SCHEDULE	OF SCHEDULE	RPI	RPI	RPI	RPI
DIV. I ONLY	10- 6	105	7- 3	181	333	119	119	26	26	
DIV. I NON-CONF.	4- 5	202	2- 3	230	173	200	200	27	27	

TOTALS	RPI 1-25	RPI 26-50	W-L RECORDS	RPI 51-100	RPI 101-999	RPI 201+				
10- 6	0- 1	0- 0	OVERALL	0- 2	10- 3	9- 1				
6- 1	0- 1	0- 0	HOME	0- 0	6- 0	6- 0				
3- 5	0- 0	0- 0	AWAY	0- 2	3- 1	2- 0				
1- 0	0- 0	0- 0	NEUTRAL	0- 0	1- 0	1- 0				
4- 5	0- 1	0- 0	NON-CONFERENCE	0- 1	4- 3	3- 1				
2- 1	0- 1	0- 0	HOME	0- 0	2- 0	2- 0				
1- 4	0- 0	0- 0	AWAY	0- 1	1- 3	0- 1				
1- 0	0- 0	0- 0	NEUTRAL	0- 0	1- 0	1- 0				
6- 1	0- 0	0- 0	CONFERENCE	0- 1	6- 0	6- 0				
4- 0	0- 0	0- 0	HOME	0- 0	4- 0	4- 0				
2- 1	0- 0	0- 0	AWAY	0- 1	2- 0	2- 0				
0- 0	0- 0	0- 0	NEUTRAL	0- 0	0- 0	0- 0				

RPI 1-25				RPI 26-50				RPI 51-100				RPI 101+				Team's RPI: 119
RPI	S	Opponent	Score	RPI	S	Opponent	Score	RPI	S	Opponent	Score	RPI	S	Opponent	Score	
6	H	Florida St.	51 75					71	A	Belmont	55 71	118	A	Miami (OH)	55 58	
								100	A	Seton Hall	54 73	125	A	Clemson	45 53	
												182	A	New Orleans	59 54	
												224	A	Morehead St.	67 65	
												224	H	Morehead St.	70 64	
												237	H	Austin Peay	65 47	
												248	N	East Carolina	82 73	
												268	H	Alabama A&M	49 33	
												298	H	Eastern Ky.	65 51	
												306	H	Murray St.	97 65	
												311	A	Georgia St.	41 55	
												321	H	Rhode Island	63 53	
												341	A	Tennessee St.	75 56	

LAST 12 Division I GAMES:																
237	H	Austin Peay	65 47	224	A	Morehead St.	67 65	311	A	Georgia St.	41 55	125	A	Clemson	45 53	
306	H	Murray St.	97 65													
71	A	Belmont	55 71													
341	A	Tennessee St.	75 56	268	H	Alabama A&M	49 33	118	A	Miami (OH)	55 58					
224	H	Morehead St.	70 64	182	A	New Orleans	59 54									
298	H	Eastern Ky.	65 51													

Non-Div I Games: Stillman 93 38 Brewton-Parker 103 44

Jacksonville St.

Average RPI Win: 207

Average RPI Loss: 79

WON-LOST
RECORDWINNING
PCT. RANKLAST 10
GAMESSTRENGTH OF
SCHEDULEOPP. STRENGTH
OF SCHEDULETEAM
RPIADJ.
RPICONF.
RPIADJ CONF.
RPIDIV. I ONLY
DIV. I NON-CONF.11- 7
9- 2108
344- 6
3- 2116
245103
180122
99122
995
65
6

TOTALS

RPI 1-25

RPI 26-50

W-L RECORDS

RPI 51-100

RPI 101-999

RPI 201+

11- 7

0- 2

0- 2

OVERALL

2- 1

9- 2

7- 1

9- 4

0- 1

0- 1

HOME

2- 1

7- 1

5- 1

2- 3

0- 1

0- 1

AWAY

0- 0

2- 1

2- 0

0- 0

0- 0

0- 0

NEUTRAL

0- 0

0- 0

0- 0

9- 2

0- 0

0- 1

NON-CONFERENCE

1- 1

8- 0

6- 0

8- 1

0- 0

0- 0

HOME

1- 1

7- 0

5- 0

1- 1

0- 0

0- 1

AWAY

0- 0

1- 0

1- 0

0- 0

0- 0

0- 0

NEUTRAL

0- 0

0- 0

0- 0

2- 5

0- 2

0- 1

CONFERENCE

1- 0

1- 2

1- 1

1- 3

0- 1

0- 1

HOME

1- 0

0- 1

0- 1

1- 2

0- 1

0- 0

AWAY

0- 0

1- 1

1- 0

0- 0

0- 0

0- 0

NEUTRAL

0- 0

0- 0

0- 0

RPI 1-25

RPI 26-50

RPI 51-100

RPI 101+

Team's RPI: 122

RPI S Opponent

Score

RPI S Opponent

Score

RPI S Opponent

Score

RPI S Opponent

Score

9 A Texas

62 79

34 A St. John's (NY)

53 65

73 H Nebraska

49 66

129 H Rice

73 65

16 H Bayl or

48 83

40 H West Vi rgi ni a

54 74

74 H TCU

86 77

133 H Yale

81 75

80 H Arkansas

71 60

147 A Iowa St.

69 71

208 H Southeast Mo. St.

51 50

231 A Texas Tech

60 47

231 H Texas Tech

56 68

244 H Texas Southern

72 37

261 H UMKC

63 48

270 H Campbell I

66 48

318 H Delaware St.

81 49

334 A Iona

72 58

LAST 12 Division I GAMES:

9 A Texas

62 79

231 H Texas Tech

56 68

40 H West Vi rgi ni a

54 74

334 A Iona

72 58

16 H Bayl or

48 83

34 A St. John's (NY)

53 65

231 A Texas Tech

60 47

208 H Southeast Mo. St.

51 50

74 H TCU

86 77

73 H Nebraska

49 66

147 A Iowa St.

69 71

80 H Arkansas

71 60

Kansas

Average RPI Win: 170

Average RPI Loss: 45

WON-LOST
RECORDWINNING
PCT. RANKLAST 10
GAMESSTRENGTH OF
SCHEDULEOPP. STRENGTH
OF SCHEDULETEAM
RPIADJ.
RPICONF.
RPIADJ CONF.
RPIDIV. I ONLY
DIV. I NON-CONF.11- 7
8- 3108
655- 5
3- 224
12365
17668
8268
825
65
6

TOTALS

RPI 1-25

RPI 26-50

W-L RECORDS

RPI 51-100

RPI 101-999

RPI 201+

11- 7

0- 4

2- 2

OVERALL

1- 0

8- 1

4- 0

7- 4

0- 2

1- 1

HOME

0- 0

6- 1

3- 0

3- 2

0- 1

1- 1

AWAY

0- 0

2- 0

1- 0

1- 1

0- 1

0- 0

NEUTRAL

1- 0

0- 0

0- 0

8- 3

0- 2

0- 0

NON-CONFERENCE

1- 0

7- 1

4- 0

6- 1

0- 0

0- 0

HOME

0- 0

6- 1

3- 0

1- 1

0- 1

0- 0

AWAY

0- 0

1- 0

1- 0

1- 1

0- 1

0- 0

NEUTRAL

1- 0

0- 0

0- 0

3- 4

0- 2

2- 2

CONFERENCE

0- 0

1- 0

0- 0

1- 3

0- 2

1- 1

HOME

0- 0

0- 0

0- 0

2- 1

0- 0

1- 1

AWAY

0- 0

1- 0

0- 0

0- 0

0- 0

0- 0

NEUTRAL

0- 0

0- 0

0- 0

RPI 1-25

RPI 26-50

RPI 51-100 Team's RPI: 68

RPI 101+

RPI	S	Opponent	Score
9	H	Texas	64 75
10	N	UCLA	55 64
13	A	Missouri	59 73
16	H	Baylor	58 88

RPI	S	Opponent	Score
28	H	Oklahoma	71 76
40	A	West Virginia	60 52
43	A	Oklahoma St.	68 76
43	H	Oklahoma St.	80 64

RPI	S	Opponent	Score
75	N	Penn St.	70 65

RPI	S	Opponent	Score
135	H	Little Rock	66 51
140	H	SFA	74 49
147	A	Iowa St.	67 60
167	H	UT Arlington	70 56
195	H	UNI	71 72
217	A	North Texas	55 54
238	H	Omaha	81 60
332	H	Florida A&M	81 57
335	H	Chicago St.	99 51

LAST 12 Division I GAMES:

43	H	Oklahoma St.	80 64	28	H	Oklahoma	71 76
147	A	Iowa St.	67 60	195	H	UNI	71 72
9	H	Texas	64 75	335	H	Chicago St.	99 51
40	A	West Virginia	60 52	135	H	Little Rock	66 51
43	A	Oklahoma St.	68 76	167	H	UT Arlington	70 56
16	H	Baylor	58 88	13	A	Missouri	59 73

Non-Div I Games:

Kansas St.

Average RPI Win:	295	WON-LOST	WINNING	LAST 10	STRENGTH OF	OPP. STRENGTH	TEAM	ADJ.	CONF.	ADJ CONF.
Average RPI Loss:	142	RECORD	PCT. RANK	GAMES	SCHEDULE	OF SCHEDULE	RPI	RPI	RPI	RPI

DIV. I ONLY	3- 10	298	3- 6	258	161	276	276	22	22
DIV. I NON-CONF.	3- 7	254	3- 5	244	114	244	244	20	20
TOTALS	RPI 1-25	RPI 26-50	W-L RECORDS	RPI 51-100	RPI 101-999	RPI 201+			
3- 10	0- 0	0- 1	OVERALL	0- 3	3- 6	3- 3			
1- 2	0- 0	0- 0	HOME	0- 0	1- 2	1- 1			
2- 6	0- 0	0- 0	AWAY	0- 2	2- 4	2- 0			
0- 2	0- 0	0- 1	NEUTRAL	0- 1	0- 0	0- 0			
3- 7	0- 0	0- 1	NON-CONFERENCE	0- 3	3- 3	3- 1			
1- 1	0- 0	0- 0	HOME	0- 0	1- 1	1- 1			
2- 4	0- 0	0- 0	AWAY	0- 2	2- 2	2- 0			
0- 2	0- 0	0- 1	NEUTRAL	0- 1	0- 0	0- 0			
0- 3	0- 0	0- 0	CONFERENCE	0- 0	0- 3	0- 2			
0- 1	0- 0	0- 0	HOME	0- 0	0- 1	0- 1			
0- 2	0- 0	0- 0	AWAY	0- 0	0- 2	0- 1			
0- 0	0- 0	0- 0	NEUTRAL	0- 0	0- 0	0- 0			

RPI 1-25	RPI 26-50	RPI 51-100	RPI 101+	Team's RPI: 276
RPI S Opponent Score	RPI S Opponent Score	RPI S Opponent Score	RPI S Opponent Score	
	36 N Maryland 35 89	60 A Georgia Tech 48 86	115 A Jacksonville 49 84	
		81 N Maine 39 75	125 A Clemson 28 41	
		95 A Ole Miss 63 92	191 A Furman 59 78	
			226 A North Florida 72 77	
			246 H Lipscomb 62 64	
			248 H East Carolina 56 66	
			249 A Presbyterian 60 51	
			311 H Georgia St. 71 61	
			326 A Ga. Southern 60 58	
LAST 12 Division I GAMES:				
	226 A North Florida 72 77	115 A Jacksonville 49 84		
	246 H Lipscomb 62 64	36 N Maryland 35 89		
	326 A Ga. Southern 60 58	249 A Presbyterian 60 51		
	248 H East Carolina 56 66	191 A Furman 59 78		
	311 H Georgia St. 71 61	60 A Georgia Tech 48 86		
	81 N Maine 39 75	95 A Ole Miss 63 92		

Non-Div I Games: Middle Ga. St. 81 65

Kennesaw St.

Average RPI Win: 238

Average RPI Loss: 67

WON-LOST
RECORDWINNING
PCT. RANKLAST 10
GAMESSTRENGTH OF
SCHEDULEOPP. STRENGTH
OF SCHEDULETEAM
RPIADJ.
RPICONF.
RPIADJ CONF.
RPIDIV. I ONLY
DIV. I NON-CONF.9- 9
7- 5165
1324- 6
4- 2144
185112
94126
120126
1207
87
8

TOTALS

RPI 1-25

RPI 26-50

W-L RECORDS

RPI 51-100

RPI 101-999

RPI 201+

9- 9
2- 2
5- 4
2- 30- 0
0- 0
0- 0
0- 00- 4
0- 0
0- 0
0- 2OVERALL
HOME
AWAY
NEUTRAL0- 3
0- 2
0- 0
0- 19- 2
2- 0
5- 1
2- 07- 0
2- 0
4- 0
1- 07- 5
1- 1
4- 1
2- 30- 0
0- 0
0- 0
0- 00- 3
0- 0
0- 1
0- 2NON-CONFERENCE
HOME
AWAY
NEUTRAL0- 2
0- 1
0- 0
0- 17- 0
1- 0
4- 0
2- 05- 0
1- 0
3- 0
1- 02- 4
1- 1
1- 3
0- 00- 0
0- 0
0- 0
0- 00- 1
0- 0
0- 1
0- 0CONFERENCE
HOME
AWAY
NEUTRAL0- 1
0- 1
0- 0
0- 02- 2
1- 0
1- 2
0- 02- 0
1- 0
1- 0
0- 0

RPI 1-25

RPI S Opponent Score

RPI 26-50

RPI S Opponent Score

26	A	Michigan	41	54
32	N	Stanford	54	79
38	N	FGCU	62	80
41	A	Central Mich.	84	88

RPI 51-100

RPI S Opponent Score

54	N	Gonzaga	57	77
86	H	Wright St.	60	72
93	H	Western Mich.	61	66

RPI 101+

Team's RPI: 126

RPI S Opponent Score

112	A	Northern Ill.	79	81
124	A	Bowling Green	50	60
143	A	Robert Morris	46	31
170	N	Memphis	70	55
210	A	Eastern Mich.	67	60
210	H	Eastern Mich.	76	69
263	A	Northern Ky.	59	54
267	A	Youngstown St.	55	44
281	H	Detroit Mercy	82	74
298	A	Eastern Ky.	65	57
300	N	Southeastern La.	81	60

LAST 12 Division I GAMES:

41	A	Central Mich.	84	88	124	A	Bowling Green	50	60
210	H	Eastern Mich.	76	69	26	A	Michigan	41	54
93	H	Western Mich.	61	66	86	H	Wright St.	60	72
112	A	Northern Ill.	79	81	298	A	Eastern Ky.	65	57
210	A	Eastern Mich.	67	60	281	H	Detroit Mercy	82	74
143	A	Robert Morris	46	31	170	N	Memphis	70	55

Non-Div I Games:

Kent St.

Loss, Non-Conf, S Site, H Home A Away N Neutral

Average RPI Win:	241	WON-LOST	WINNING	LAST 10	STRENGTH OF	OPP. STRENGTH	TEAM	ADJ.	CONF.	ADJ CONF.
Average RPI Loss:	42	RECORD	PCT. RANK	GAMES	SCHEDULE	OF SCHEDULE	RPI	RPI	RPI	RPI
DIV. I ONLY	9- 10	187	1- 9	46	73	108	108	2	2	
DIV. I NON-CONF.	8- 6	143	2- 5	80	159	105	105	2	2	

TOTALS	RPI 1-25	RPI 26-50	W-L RECORDS	RPI 51-100	RPI 101-999	RPI 201+				
9- 10	0- 6	1- 1	OVERALL	0- 1	8- 2	6- 0				
6- 4	0- 4	0- 0	HOME	0- 0	6- 0	5- 0				
3- 6	0- 2	1- 1	AWAY	0- 1	2- 2	1- 0				
0- 0	0- 0	0- 0	NEUTRAL	0- 0	0- 0	0- 0				
8- 6	0- 3	1- 1	NON-CONFERENCE	0- 1	7- 1	6- 0				
6- 2	0- 2	0- 0	HOME	0- 0	6- 0	5- 0				
2- 4	0- 1	1- 1	AWAY	0- 1	1- 1	1- 0				
0- 0	0- 0	0- 0	NEUTRAL	0- 0	0- 0	0- 0				
1- 4	0- 3	0- 0	CONFERENCE	0- 0	1- 1	0- 0				
0- 2	0- 2	0- 0	HOME	0- 0	0- 0	0- 0				
1- 2	0- 1	0- 0	AWAY	0- 0	1- 1	0- 0				
0- 0	0- 0	0- 0	NEUTRAL	0- 0	0- 0	0- 0				

RPI	S	Opponent	Score
4	H	Louisville	63 87
8	H	Tennessee	49 63
15	A	Texas A&M	70 74
16	A	Baylor	63 90
23	H	California	52 62
24	H	Georgia	42 56

RPI	S	Opponent	Score
38	A	FGCU	64 70
49	A	Washington St.	73 68

RPI	S	Opponent	Score
61	A	Miami (FL)	54 65

RPI	S	Opponent	Score	Team's RPI: 108
103	A	Middle Tenn.	57 62	
127	A	Vanderbilt	55 70	
188	H	Gardner-Webb	72 34	
196	A	Florida	56 53	
224	H	Morehead St.	86 53	
241	A	Montana	71 54	
269	H	Sacramento St.	101 70	
325	H	Tennessee Tech	82 54	
331	H	Marshall	69 39	
347	H	Evansville	100 62	

LAST 12 Division I GAMES:

196	A	Florida	56 53	127	A	Vanderbilt	55 70
24	H	Georgia	42 56	4	H	Louisville	63 87
15	A	Texas A&M	70 74	61	A	Miami (FL)	54 65
8	H	Tennessee	49 63	38	A	FGCU	64 70
103	A	Middle Tenn.	57 62	347	H	Evansville	100 62
23	H	California	52 62	325	H	Tennessee Tech	82 54

Non-Div I Games:

Kentucky

Average RPI Win:	292	WON-LOST	WINNING	LAST 10	STRENGTH OF	OPP. STRENGTH	TEAM	ADJ.	CONF.	ADJ CONF.
Average RPI Loss:	145	RECORD	PCT. RANK	GAMES	SCHEDULE	OF SCHEDULE	RPI	RPI	RPI	RPI
DIV. I ONLY	7- 9	212	4- 6	265	318	245	245	28	28	
DIV. I NON-CONF.	4- 7	226	2- 5	253	312	257	257	28	28	

TOTALS	RPI 1-25	RPI 26-50	W-L RECORDS	RPI 51-100	RPI 101-999	RPI 201+				
7- 9	0- 0	0- 1	OVERALL	0- 1	7- 7	6- 2				
5- 3	0- 0	0- 1	HOME	0- 1	5- 1	4- 1				
2- 6	0- 0	0- 0	AWAY	0- 0	2- 0	2- 0				
0- 0	0- 0	0- 0	NEUTRAL	0- 0	0- 0	0- 0				
4- 7	0- 0	0- 1	NON-CONFERENCE	0- 1	4- 5	3- 2				
2- 3	0- 0	0- 1	HOME	0- 1	2- 1	1- 1				
2- 4	0- 0	0- 0	AWAY	0- 0	2- 4	2- 1				
0- 0	0- 0	0- 0	NEUTRAL	0- 0	0- 0	0- 0				
3- 2	0- 0	0- 0	CONFERENCE	0- 0	3- 2	3- 0				
3- 0	0- 0	0- 0	HOME	0- 0	3- 0	3- 0				
0- 2	0- 0	0- 0	AWAY	0- 0	0- 2	0- 0				
0- 0	0- 0	0- 0	NEUTRAL	0- 0	0- 0	0- 0				

RPI 1-25				RPI 26-50				RPI 51-100				RPI 101+ Team's RPI: 245			
RPI	S	Opponent	Score	RPI	S	Opponent	Score	RPI	S	Opponent	Score	RPI	S	Opponent	Score
				26	H	Michigan	49 86								
								84	H	Navy	47 79	107	A	George Mason	70 73
												133	A	Yale	51 62
												142	A	Saint Francis (PA)	71 101
												143	A	Robert Morris	53 60
												164	H	Lehigh	72 69
												192	A	Army West Point	37 71
												236	H	Manhattan	38 72
												239	A	Lafayette	53 69
												262	H	Mt. St. Mary's	53 48
												279	H	St. Francis Brooklyn	61 59
												317	H	Wagner	74 69
												337	A	UMBC	66 52
												339	H	Saint Peter's	57 46
												346	A	NJIT	67 49
LAST 12 Division I GAMES:															
317	H	Wagner	74 69	262	H	Mt. St. Mary's	53 48								
142	A	Saint Francis (PA)	71 101	164	H	Lehigh	72 69								
143	A	Robert Morris	53 60	107	A	George Mason	70 73								
279	H	St. Francis Brooklyn	61 59	26	H	Michigan	49 86								
84	H	Navy	47 79	346	A	NJIT	67 49								
236	H	Manhattan	38 72	239	A	Lafayette	53 69								

Non-Div I Games:

LIU Brooklyn

Average RPI Win:	174	WON-LOST	WINNING	LAST 10	STRENGTH OF	OPP. STRENGTH	TEAM	ADJ.	CONF.	ADJ CONF.
Average RPI Loss:	26	RECORD	PCT. RANK	GAMES	SCHEDULE	OF SCHEDULE	RPI	RPI	RPI	RPI
DIV. I ONLY	12- 5	69	8- 2	73	35	45	45	2	2	
DIV. I NON-CONF.	8- 3	65	6- 0	174	65	61	61	2	2	

TOTALS	RPI 1-25	RPI 26-50	W-L RECORDS	RPI 51-100	RPI 101-999	RPI 201+				
12- 5	1- 3	0- 1	OVERALL	0- 1	11- 0	4- 0				
6- 1	0- 1	0- 0	HOME	0- 0	6- 0	3- 0				
5- 3	1- 1	0- 1	AWAY	0- 1	4- 0	1- 0				
1- 1	0- 1	0- 0	NEUTRAL	0- 0	1- 0	0- 0				
8- 3	0- 2	0- 1	NON-CONFERENCE	0- 0	8- 0	4- 0				
4- 0	0- 0	0- 0	HOME	0- 0	4- 0	3- 0				
3- 2	0- 1	0- 1	AWAY	0- 0	3- 0	1- 0				
1- 1	0- 1	0- 0	NEUTRAL	0- 0	1- 0	0- 0				
4- 2	1- 1	0- 0	CONFERENCE	0- 1	3- 0	0- 0				
2- 1	0- 1	0- 0	HOME	0- 0	2- 0	0- 0				
2- 1	1- 0	0- 0	AWAY	0- 1	1- 0	0- 0				
0- 0	0- 0	0- 0	NEUTRAL	0- 0	0- 0	0- 0				

RPI 1-25				RPI 26-50				Team's RPI: 45				RPI 51-100				RPI 101+			
RPI	S	Opponent	Score	RPI	S	Opponent	Score	RPI	S	Opponent	Score	RPI	S	Opponent	Score	RPI	S	Opponent	Score
3	H	Mississippi St.	70 83	33	A	Northern Colo.	50 58	67	A	Alabama	51 65	113	H	Auburn	59 56				
9	N	Texas	66 75									114	A	Tulane	73 50				
13	A	Missouri	69 65									120	N	Saint Louis	71 59				
19	A	South Fla.	55 61									127	H	Vanderbilt	85 65				
												135	A	Little Rock	56 37				
												148	H	Louisiana	60 45				
												196	A	Florida	66 59				
												231	A	Texas Tech	48 40				
												253	H	Nicholls St.	65 50				
												300	H	Southeastern La.	84 56				
												342	H	Sam Houston St.	71 58				
LAST 12 Division I GAMES:																			
196	A	Florida	66 59	113	H	Auburn	59 56												
67	A	Alabama	51 65	135	A	Little Rock	56 37												
3	H	Mississippi St.	70 83	148	H	Louisiana	60 45												
13	A	Missouri	69 65	114	A	Tulane	73 50												
127	H	Vanderbilt	85 65	231	A	Texas Tech	48 40												
342	H	Sam Houston St.	71 58	120	N	Saint Louis	71 59												

Non-Div I Games:

LSU

Average RPI Win:	204	WON-LOST	WINNING	LAST 10	STRENGTH OF	OPP. STRENGTH	TEAM	ADJ.	CONF.	ADJ CONF.
Average RPI Loss:	129	RECORD	PCT. RANK	GAMES	SCHEDULE	OF SCHEDULE	RPI	RPI	RPI	RPI
DIV. I ONLY	6- 12	263	2- 8	58	227	180	180	13	13	
DIV. I NON-CONF.	5- 8	220	2- 5	96	232	156	156	12	12	

TOTALS	RPI 1-25	RPI 26-50	W-L RECORDS	RPI 51-100	RPI 101-999	RPI 201+				
6- 12	0- 1	0- 0	OVERALL	0- 5	6- 6	3- 3				
2- 5	0- 1	0- 0	HOME	0- 1	2- 3	1- 1				
3- 7	0- 0	0- 0	AWAY	0- 4	3- 3	2- 2				
1- 0	0- 0	0- 0	NEUTRAL	0- 0	1- 0	0- 0				
5- 8	0- 1	0- 0	NON-CONFERENCE	0- 3	5- 4	2- 2				
1- 3	0- 1	0- 0	HOME	0- 0	1- 2	0- 1				
3- 5	0- 0	0- 0	AWAY	0- 3	3- 2	2- 1				
1- 0	0- 0	0- 0	NEUTRAL	0- 0	1- 0	0- 0				
1- 4	0- 0	0- 0	CONFERENCE	0- 2	1- 2	1- 1				
1- 2	0- 0	0- 0	HOME	0- 1	1- 1	1- 0				
0- 2	0- 0	0- 0	AWAY	0- 1	0- 1	0- 1				
0- 0	0- 0	0- 0	NEUTRAL	0- 0	0- 0	0- 0				

RPI 1-25				RPI 26-50				RPI 51-100				RPI 101+ Team's RPI: 180			
RPI	S	Opponent	Score	RPI	S	Opponent	Score	RPI	S	Opponent	Score	RPI	S	Opponent	Score
20	H	Villanova	49 76					62	H	Dayton	47 76	107	H	George Mason	56 69
								64	A	Drexel	54 79	121	H	Penn	66 59
								65	A	American	48 66	157	N	New Hampshire	59 51
								70	A	Duquesne	50 78	164	A	Lehigh	69 61
								94	A	Harvard	61 70	174	H	Temple	52 69
												187	A	Wisconsin	60 71
												217	A	North Texas	44 70
												222	A	Richmond	51 77
												225	H	St. Bonaventure	66 63
												239	A	Lafayette	74 47
												271	H	Rider	55 76
												318	A	Delaware St.	71 48
LAST 12 Division I GAMES:															
225	H	St. Bonaventure	66 63	70	A	Duquesne	50 78								
94	A	Harvard	61 70	318	A	Delaware St.	71 48								
222	A	Richmond	51 77	217	A	North Texas	44 70								
107	H	George Mason	56 69	271	H	Rider	55 76								
62	H	Dayton	47 76	187	A	Wisconsin	60 71								
20	H	Villanova	49 76	121	H	Penn	66 59								

Non-Div I Games:

La Salle

Average RPI Win:	306	WON-LOST	WINNING	LAST 10	STRENGTH OF	OPP. STRENGTH	TEAM	ADJ.	CONF.	ADJ CONF.
Average RPI Loss:	187	RECORD	PCT. RANK	GAMES	SCHEDULE	OF SCHEDULE	RPI	RPI	RPI	RPI
DIV. I ONLY	2- 13	317	2- 8	256	319	330	330	23	23	
DIV. I NON-CONF.	1- 8	313	1- 5	288	320	343	343	24	24	

TOTALS	RPI 1-25	RPI 26-50	W-L RECORDS	RPI 51-100	RPI 101-999	RPI 201+				
2- 13	0- 0	0- 1	OVERALL	0- 0	2- 12	2- 5				
2- 3	0- 0	0- 0	HOME	0- 0	2- 3	2- 2				
0- 10	0- 0	0- 1	AWAY	0- 0	0- 2	0- 0				
0- 0	0- 0	0- 0	NEUTRAL	0- 0	0- 0	0- 0				
1- 8	0- 0	0- 1	NON-CONFERENCE	0- 0	1- 7	1- 3				
1- 2	0- 0	0- 0	HOME	0- 0	1- 2	1- 1				
0- 6	0- 0	0- 1	AWAY	0- 0	0- 5	0- 2				
0- 0	0- 0	0- 0	NEUTRAL	0- 0	0- 0	0- 0				
1- 5	0- 0	0- 0	CONFERENCE	0- 0	1- 5	1- 2				
1- 1	0- 0	0- 0	HOME	0- 0	1- 1	1- 1				
0- 4	0- 0	0- 0	AWAY	0- 0	0- 4	0- 1				
0- 0	0- 0	0- 0	NEUTRAL	0- 0	0- 0	0- 0				

RPI 1-25				RPI 26-50				RPI 51-100				RPI 101+				Team's RPI: 330
RPI	S	Opponent	Score	RPI	S	Opponent	Score	RPI	S	Opponent	Score	RPI	S	Opponent	Score	
				43	A	Oklahoma St.	58 112					113	A	Auburn	41 67	
												129	A	Rice	47 63	
												135	A	Little Rock	37 57	
												144	A	Texas St.	52 86	
												148	A	Louisiana	55 63	
												182	H	New Orleans	51 89	
												190	A	Louisiana Tech	49 71	
												202	A	Arkansas St.	62 76	
												256	A	Grambling	52 61	
												284	H	Coastal Caro.	62 56	
												285	H	Appalachian St.	67 71	
												294	A	McNeese	61 65	
												305	H	Northwestern St.	48 70	
												328	H	Houston Baptist	77 73	
LAST 12 Division I GAMES:																
				148	A	Louisiana	55 63	144	A	Texas St.	52 86					
				285	H	Appalachian St.	67 71	328	H	Houston Baptist	77 73					
				284	H	Coastal Caro.	62 56	182	H	New Orleans	51 89					
				135	A	Little Rock	37 57	129	A	Rice	47 63					
				202	A	Arkansas St.	62 76	190	A	Louisiana Tech	49 71					
				43	A	Oklahoma St.	58 112	305	H	Northwestern St.	48 70					

Non-Div I Games: Millsaps 73 41 Centenary (LA) 90 53

La. -Monroe

Loss, Non-Conf, S Site, H Home A Away N Neutral

Average RPI Win:	261	WON-LOST	WINNING	LAST 10	STRENGTH OF	OPP. STRENGTH	TEAM	ADJ.	CONF.	ADJ CONF.
Average RPI Loss:	153	RECORD	PCT. RANK	GAMES	SCHEDULE	OF SCHEDULE	RPI	RPI	RPI	RPI
DIV. I ONLY	7- 10	222	4- 6	232	268	239	239	15	15	
DIV. I NON-CONF.	4- 6	214	2- 3	259	294	254	254	18	18	

TOTALS	RPI 1-25	RPI 26-50	W-L RECORDS	RPI 51-100	RPI 101-999	RPI 201+				
7- 10	0- 0	0- 1	OVERALL	0- 2	7- 7	7- 1				
5- 3	0- 0	0- 1	HOME	0- 0	5- 2	5- 0				
2- 7	0- 0	0- 0	AWAY	0- 2	2- 5	2- 1				
0- 0	0- 0	0- 0	NEUTRAL	0- 0	0- 0	0- 0				
4- 6	0- 0	0- 1	NON-CONFERENCE	0- 1	4- 4	4- 1				
3- 2	0- 0	0- 1	HOME	0- 0	3- 1	3- 0				
1- 4	0- 0	0- 0	AWAY	0- 1	1- 3	1- 1				
0- 0	0- 0	0- 0	NEUTRAL	0- 0	0- 0	0- 0				
3- 4	0- 0	0- 0	CONFERENCE	0- 1	3- 3	3- 0				
2- 1	0- 0	0- 0	HOME	0- 0	2- 1	2- 0				
1- 3	0- 0	0- 0	AWAY	0- 1	1- 2	1- 0				
0- 0	0- 0	0- 0	NEUTRAL	0- 0	0- 0	0- 0				

RPI	S	Opponent	Score	RPI	S	Opponent	Score	RPI	S	Opponent	Score	RPI	S	Opponent	Score	Team's RPI: 239
47	H	Princeton	45 53	64	A	Drexel	37 52	121	A	Penn	42 55	143	A	Robert Morris	42 63	
				84	A	Navy	59 65	164	A	Lehigh	45 70	180	H	La Salle	47 74	
								192	H	Army West Point	60 65	199	A	Bucknell	53 83	
								218	A	Holy Cross	69 65	235	H	Loyola Maryland	65 54	
								245	H	LIU Brooklyn	69 53	260	H	Colgate	63 48	
								271	H	Rider	60 45	283	A	Cornell	59 58	
								317	H	Wagner	70 52	339	A	Saint Peter's	61 64	

LAST 12 Division I GAMES:																
235	H	Loyola Maryland	65 54	84	A	Navy	59 65	317	H	Wagner	70 52	143	A	Robert Morris	42 63	
192	H	Army West Point	60 65	47	H	Princeton	45 53	64	A	Drexel	37 52	283	A	Cornell	59 58	
199	A	Bucknell	53 83	271	H	Rider	60 45	245	H	LIU Brooklyn	69 53	260	H	Colgate	63 48	
260	H	Colgate	63 48	218	A	Holy Cross	69 65	121	A	Penn	42 55	143	A	Robert Morris	42 63	
218	A	Holy Cross	69 65	164	A	Lehigh	45 70	180	H	La Salle	47 74	192	H	Army West Point	60 65	
164	A	Lehigh	45 70	199	A	Bucknell	53 83	199	A	Bucknell	53 83	235	H	Loyola Maryland	65 54	

Non-Div I Games:

Lafayette

Average RPI Win: 246		WON-LOST		WINNING		LAST 10		STRENGTH OF		OPP. STRENGTH		TEAM		ADJ.		CONF.		ADJ CONF.	
Average RPI Loss: 90		RECORD		PCT. RANK		GAMES		SCHEDULE		OF SCHEDULE		RPI		RPI		RPI		RPI	
DIV. I ONLY		6- 6		165		6- 3		215		130		137		137		27		27	
DIV. I NON-CONF.		1- 5		300		1- 3		16		35		155		155		26		26	
TOTALS		RPI 1-25		RPI 26-50		W-L RECORDS		RPI 51-100		RPI 101-999		RPI 201+							
6- 6		0- 1		0- 1		OVERALL		0- 1		6- 3		4- 0							
2- 0		0- 0		0- 0		HOME		0- 0		2- 0		1- 0							
3- 5		0- 1		0- 1		AWAY		0- 1		3- 2		3- 0							
1- 1		0- 0		0- 0		NEUTRAL		0- 0		1- 1		0- 0							
1- 5		0- 1		0- 1		NON-CONFERENCE		0- 1		1- 2		0- 0							
0- 0		0- 0		0- 0		HOME		0- 0		0- 0		0- 0							
0- 4		0- 1		0- 1		AWAY		0- 1		0- 1		0- 0							
1- 1		0- 0		0- 0		NEUTRAL		0- 0		1- 1		0- 0							
5- 1		0- 0		0- 0		CONFERENCE		0- 0		5- 1		4- 0							
2- 0		0- 0		0- 0		HOME		0- 0		2- 0		1- 0							
3- 1		0- 0		0- 0		AWAY		0- 0		3- 1		3- 0							
0- 0		0- 0		0- 0		NEUTRAL		0- 0		0- 0		0- 0							

RPI 1-25				RPI 26-50				RPI 51-100				RPI 101+ Team's RPI: 137			
RPI	S	Opponent	Score	RPI	S	Opponent	Score	RPI	S	Opponent	Score	RPI	S	Opponent	Score
16	A	Baylor	62 121	46	A	Purdue	64 79	59	A	New Mexico	58 90	109	A	Central Ark.	39 51
												112	N	Northern Ill.	90 80
												131	A	Pacific	75 80
												179	N	North Dakota	70 73
												182	H	New Orleans	100 77
												274	A	A&M-Corpus Christi	70 31
												278	H	Incarnate Word	77 54
												300	A	Southeastern La.	75 58
												328	A	Houston Baptist	79 51

LAST 12 Division I GAMES:															
300	A	Southeastern La.	75 58	278	H	Incarnate Word	77 54	131	A	Pacific	75 80				
109	A	Central Ark.	39 51					112	N	Northern Ill.	90 80				
182	H	New Orleans	100 77					179	N	North Dakota	70 73				
274	A	A&M-Corpus Christi	70 31					46	A	Purdue	64 79				
328	A	Houston Baptist	79 51					16	A	Baylor	62 121				
59	A	New Mexico	58 90												

Non-Div I Games: Howard Payne 101 37 Schreiner 116 37 Louisiana Col. 93 62 S' western Assemblies 92 49 Lamar University

Average RPI Win: 238

Average RPI Loss: 148

WON-LOST
RECORDWINNING
PCT. RANKLAST 10
GAMESSTRENGTH OF
SCHEDULEOPP. STRENGTH
OF SCHEDULETEAM
RPIADJ.
RPICONF.
RPIADJ CONF.
RPIDIV. I ONLY
DIV. I NON-CONF.10- 7
5- 5119
1706- 4
2- 3241
326255
256164
248164
24815
1815
18

TOTALS

RPI 1-25

RPI 26-50

W-L RECORDS

RPI 51-100

RPI 101-999

RPI 201+

10- 7

0- 1

0- 1

OVERALL

1- 1

9- 4

7- 3

7- 1

0- 0

0- 0

HOME

1- 0

6- 1

4- 0

3- 5

0- 0

0- 1

AWAY

0- 1

3- 3

3- 3

0- 1

0- 1

0- 0

NEUTRAL

0- 0

0- 0

0- 0

5- 5

0- 1

0- 1

NON-CONFERENCE

0- 0

5- 3

5- 2

3- 1

0- 0

0- 0

HOME

0- 0

3- 1

3- 0

2- 3

0- 0

0- 1

AWAY

0- 0

2- 2

2- 2

0- 1

0- 1

0- 0

NEUTRAL

0- 0

0- 0

0- 0

5- 2

0- 0

0- 0

CONFERENCE

1- 1

4- 1

2- 1

4- 0

0- 0

0- 0

HOME

1- 0

3- 0

1- 0

1- 2

0- 0

0- 0

AWAY

0- 1

1- 1

1- 1

0- 0

0- 0

0- 0

NEUTRAL

0- 0

0- 0

0- 0

RPI 1-25

RPI 26-50

RPI 51-100

RPI 101+

Team's RPI: 164

RPI	S	Opponent	Score
20	N	Villanova	42 62

RPI	S	Opponent	Score
50	A	Minnesota	73 107

RPI	S	Opponent	Score
65	A	American	64 82
84	H	Navy	66 63

RPI	S	Opponent	Score
171	H	Boston U.	74 58
180	H	La Salle	61 69
199	H	Bucknell	66 62
218	A	Holy Cross	49 54
239	H	Lafayette	70 45
245	A	LIU Brooklyn	69 72
258	A	Monmouth	75 57
259	A	Sacred Heart	55 65
260	A	Colgate	59 51
262	H	Mt. St. Mary's	75 71
277	H	Fairfield	56 53
283	A	Cornell	62 57
346	H	NJIT	64 50

LAST 12 Division I GAMES:

65	A	American	64	82	260	A	Colgate	59	51
199	H	Bucknell	66	62	245	A	LIU Brooklyn	69	72
171	H	Boston U.	74	58	346	H	NJIT	64	50
218	A	Holy Cross	49	54	259	A	Sacred Heart	55	65
84	H	Navy	66	63	262	H	Mt. St. Mary's	75	71
239	H	Lafayette	70	45	180	H	La Salle	61	69

Non-Div I Games:

Mansfield

77 47

Lehigh

Liberty

Liberty				Through Games Of Jan. 18, 2018							
Average RPI	Win:	268	WON-LOST	WINNING	LAST 10	STRENGTH OF	OPP. STRENGTH	TEAM	ADJ.	CONF.	ADJ CONF.
Average RPI	Loss:	110	RECORD	PCT. RANK	GAMES	SCHEDULE	OF SCHEDULE	RPI	RPI	RPI	RPI
DIV. I ONLY			7- 8	198	0- 1	162	222	145	145	29	29
DIV. I NON-CONF.			3- 7	254	0- 1	52	138	146	146	29	29

TOTALS		RPI 1-25		RPI 26-50		W-L RECORDS		RPI 51-100		RPI 101-999	RPI 201+
7- 8		0- 1		0- 3		OVERALL		0- 1		7- 3	5- 2
3- 0		0- 0		0- 0		HOME		0- 0		3- 0	3- 0
3- 6		0- 1		0- 1		AWAY		0- 1		3- 3	2- 2
1- 2		0- 0		0- 2		NEUTRAL		0- 0		1- 0	0- 0
3- 7		0- 1		0- 3		NON-CONFERENCE		0- 1		3- 2	2- 1
1- 0		0- 0		0- 0		HOME		0- 0		1- 0	1- 0
1- 5		0- 1		0- 1		AWAY		0- 1		1- 2	1- 1
1- 2		0- 0		0- 2		NEUTRAL		0- 0		1- 0	0- 0
4- 1		0- 0		0- 0		CONFERENCE		0- 0		4- 1	3- 1
2- 0		0- 0		0- 0		HOME		0- 0		2- 0	2- 0
2- 1		0- 0		0- 0		AWAY		0- 0		2- 1	1- 1
0- 0		0- 0		0- 0		NEUTRAL		0- 0		0- 0	0- 0

RPI 1-25				RPI 26-50				RPI 51-100				RPI 101+ Team's RPI: 145			
RPI	S	Opponent	Score	RPI	S	Opponent	Score	RPI	S	Opponent	Score	RPI	S	Opponent	Score
14	A	Duke	51 68	26	A	Michigan	50 74	89	A	James Madison	47 58	128	A	Drake	68 96
				33	N	Northern Colo.	57 65					188	A	Gardner-Webb	85 60
				42	N	Houston	68 75					198	N	Denver	82 69
												247	H	Valparaiso	61 40
												249	A	Presbyterian	76 64
												254	A	UNC Asheville	41 48
												297	A	Massachusetts	61 64
												319	A	Old Dominion	63 55
												329	H	Charleston So.	63 53
												343	H	Winthrop	63 37

LAST 12 Division I GAMES:															
254	A	UNC Asheville	41 48	128	A	Drake	68 96								
188	A	Gardner-Webb	85 60	33	N	Northern Colo.	57 65								
343	H	Winthrop	63 37	198	N	Denver	82 69								
329	H	Charleston So.	63 53	89	A	James Madison	47 58								
249	A	Presbyterian	76 64	247	H	Valparaiso	61 40								
14	A	Duke	51 68	297	A	Massachusetts	61 64								

Non-Div I Games: Shippensburg 105 43 Limestone 68 38

Liberty

Average RPI Win:	288	WON-LOST	WINNING	LAST 10	STRENGTH OF	OPP. STRENGTH	TEAM	ADJ.	CONF.	ADJ CONF.
Average RPI Loss:	146	RECORD	PCT. RANK	GAMES	SCHEDULE	OF SCHEDULE	RPI	RPI	RPI	RPI
DIV. I ONLY	6- 12	263	4- 6	255	271	246	246	22	22	
DIV. I NON-CONF.	4- 11	279	2- 7	250	281	278	278	20	20	
<hr/>										
TOTALS	RPI 1-25	RPI 26-50	W-L RECORDS	RPI 51-100	RPI 101-999	RPI 201+				
6- 12	0- 0	0- 1	OVERALL	0- 3	6- 8	6- 4				
2- 4	0- 0	0- 0	HOME	0- 2	2- 2	2- 2				
4- 8	0- 0	0- 1	AWAY	0- 1	4- 6	4- 2				
0- 0	0- 0	0- 0	NEUTRAL	0- 0	0- 0	0- 0				
4- 11	0- 0	0- 1	NON-CONFERENCE	0- 3	4- 7	4- 4				
2- 4	0- 0	0- 0	HOME	0- 2	2- 2	2- 2				
2- 7	0- 0	0- 1	AWAY	0- 1	2- 5	2- 2				
0- 0	0- 0	0- 0	NEUTRAL	0- 0	0- 0	0- 0				
2- 1	0- 0	0- 0	CONFERENCE	0- 0	2- 1	2- 0				
0- 0	0- 0	0- 0	HOME	0- 0	0- 0	0- 0				
2- 1	0- 0	0- 0	AWAY	0- 0	2- 1	2- 0				
0- 0	0- 0	0- 0	NEUTRAL	0- 0	0- 0	0- 0				

RPI	S	Opponent	Score	RPI	S	Opponent	Score	RPI	S	Opponent	Score	RPI	S	Opponent	Score
39	A	Ball St.	46 84	67	H	Alabama	51 73	103	A	Middle Tenn.	48 72	115	A	Jacksonville	48 70
				71	H	Belmont	59 91	120	A	Saint Louis	57 101	127	A	Vanderbilt	82 92
				79	A	Butler	58 70	127	H	Morehead St.	55 75	224	A	North Florida	73 69
								226	A	Col. of Charleston	69 85	237	H	Austin Peay	63 71
								268	H	Alabama A&M	66 50	276	A	Kennesaw St.	64 62
								306	H	Murray St.	65 64	325	A	Tennessee Tech	61 57
								329	A	Charleston So.	58 54	341	A	Tennessee St.	64 71
<hr/>															
LAST 12 Division I GAMES:															
115	A	Jacksonville	48 70	226	A	North Florida	73 69	341	A	Tennessee St.	64 71	67	H	Alabama	51 73
276	A	Kennesaw St.	64 62	71	H	Belmont	59 91	224	H	Morehead St.	55 75	237	H	Austin Peay	63 71
268	H	Alabama A&M	66 50												
127	A	Vanderbilt	82 92												
325	A	Tennessee Tech	61 57												
120	A	Saint Louis	57 101												

Non-Div I Games:

Lipscomb

Average RPI Win:	194	WON-LOST	WINNING	LAST 10	STRENGTH OF	OPP. STRENGTH	TEAM	ADJ.	CONF.	ADJ CONF.
Average RPI Loss:	90	RECORD	PCT. RANK	GAMES	SCHEDULE	OF SCHEDULE	RPI	RPI	RPI	RPI
DIV. I ONLY	9- 8	151	6- 4	118	79	135	135	23	23	
DIV. I NON-CONF.	3- 8	268	1- 5	23	7	169	169	24	24	

TOTALS	RPI 1-25	RPI 26-50	W-L RECORDS	RPI 51-100	RPI 101-999	RPI 201+				
9- 8	0- 2	1- 1	OVERALL	0- 1	8- 4	3- 0				
7- 3	0- 0	1- 1	HOME	0- 0	6- 2	1- 0				
2- 5	0- 2	0- 0	AWAY	0- 1	2- 2	2- 0				
0- 0	0- 0	0- 0	NEUTRAL	0- 0	0- 0	0- 0				
3- 8	0- 2	1- 1	NON-CONFERENCE	0- 1	2- 4	0- 0				
3- 3	0- 0	1- 1	HOME	0- 0	2- 2	0- 0				
0- 5	0- 2	0- 0	AWAY	0- 1	0- 2	0- 0				
0- 0	0- 0	0- 0	NEUTRAL	0- 0	0- 0	0- 0				
6- 0	0- 0	0- 0	CONFERENCE	0- 0	6- 0	3- 0				
4- 0	0- 0	0- 0	HOME	0- 0	4- 0	1- 0				
2- 0	0- 0	0- 0	AWAY	0- 0	2- 0	2- 0				
0- 0	0- 0	0- 0	NEUTRAL	0- 0	0- 0	0- 0				

RPI 1-25				RPI 26-50				RPI 51-100				RPI 101+ Team's RPI: 135			
RPI	S	Opponent	Score	RPI	S	Opponent	Score	RPI	S	Opponent	Score	RPI	S	Opponent	Score
3	A	Mississippi St.	48 86	28	H	Oklahoma	68 56	68	A	Kansas St.	51 66	120	A	Saint Louis	45 48
15	A	Texas A&M	49 66	45	H	LSU	37 56					123	H	Missouri St.	63 51
												129	A	Rice	51 58
												144	H	Texas St.	63 48
												148	H	Louisiana	78 43
												149	H	Tulsa	61 74
												167	H	UT Arlington	59 57
												170	H	Memphis	86 57
												190	H	Louisiana Tech	49 58
												311	A	Georgia St.	65 50
												326	A	Ga. Southern	64 34
												330	H	La.-Monroe	57 37

LAST 12 Division I GAMES:															
167	H	UT Arlington	59 57	144	H	Texas St.	63 48								
326	A	Ga. Southern	64 34	68	A	Kansas St.	51 66								
311	A	Georgia St.	65 50	3	A	Mississippi St.	48 86								
330	H	La.-Monroe	57 37	190	H	Louisiana Tech	49 58								
148	H	Louisiana	78 43	123	H	Missouri St.	63 51								
45	H	LSU	37 56	120	A	Saint Louis	45 48								

Non-Div I Games:

Little Rock

Average RPI Win: 271		WON-LOST RECORD		WINNING PCT. RANK		LAST 10 GAMES		STRENGTH OF SCHEDULE		OPP. STRENGTH OF SCHEDULE		TEAM RPI		ADJ. RPI		CONF. RPI		ADJ CONF. RPI	
Average RPI Loss: 213																			
DIV. I ONLY		2- 16		331		1- 9		304		281		333		333		21		21	
DIV. I NON-CONF.		2- 12		306		1- 7		271		303		326		326		21		21	
TOTALS		RPI 1-25		RPI 26-50		W-L RECORDS		RPI 51-100		RPI 101-999		RPI 201+							
2- 16		0- 1		0- 1		OVERALL		0- 0		2- 14		2- 11							
0- 6		0- 1		0- 0		HOME		0- 0		0- 5		0- 4							
2- 8		0- 0		0- 0		AWAY		0- 0		2- 0		2- 0							
0- 2		0- 0		0- 0		NEUTRAL		0- 0		0- 2		0- 1							
2- 12		0- 1		0- 1		NON-CONFERENCE		0- 0		2- 10		2- 7							
0- 6		0- 1		0- 0		HOME		0- 0		0- 5		0- 4							
2- 4		0- 0		0- 1		AWAY		0- 0		2- 3		2- 2							
0- 2		0- 0		0- 0		NEUTRAL		0- 0		0- 2		0- 1							
0- 4		0- 0		0- 0		CONFERENCE		0- 0		0- 4		0- 4							
0- 0		0- 0		0- 0		HOME		0- 0		0- 0		0- 0							
0- 4		0- 0		0- 0		AWAY		0- 0		0- 4		0- 4							
0- 0		0- 0		0- 0		NEUTRAL		0- 0		0- 0		0- 0							

RPI 1-25				RPI 26-50				RPI 51-100				RPI 101+ Team's RPI: 333			
RPI	S	Opponent	Score	RPI	S	Opponent	Score	RPI	S	Opponent	Score	RPI	S	Opponent	Score
8	H	Tennessee	61 90	35	A	Southern California	60 75					160	H	Loyola Marymount	69 84
												189	A	San Diego	40 74
												201	N	Oral Roberts	58 64
												211	H	Pepperdine	71 83
												213	A	UC Santa Barbara	44 51
												221	A	UC Riverside	53 77
												229	H	Montana St.	51 62
												234	A	Hawaii	66 74
												241	A	Montana	60 67
												243	H	Illinois St.	51 59
												252	A	Grand Canyon	65 63
												264	H	New Mexico St.	63 72
												290	A	Arizona	80 72
												307	N	VCU	59 69
												312	A	Cal St. Fullerton	61 67
												346	A	NJIT	57 73

LAST 12 Division I GAMES:															
312	A	Cal St. Fullerton	61 67	234	A	Hawaii	66 74								
221	A	UC Riverside	53 77	243	H	Illinois St.	51 59								
213	A	UC Santa Barbara	44 51	8	H	Tennessee	61 90								
307	N	VCU	59 69	252	A	Grand Canyon	65 63								
346	A	NJIT	57 73	241	A	Montana	60 67								
264	H	New Mexico St.	63 72	201	N	Oral Roberts	58 64								

Non-Div I Games:

Long Beach St.

Average RPI Win:	299	WON-LOST	WINNING	LAST 10	STRENGTH OF	OPP. STRENGTH	TEAM	ADJ.	CONF.	ADJ CONF.
Average RPI Loss:	256	RECORD	PCT. RANK	GAMES	SCHEDULE	OF SCHEDULE	RPI	RPI	RPI	RPI
DIV. I ONLY	2- 13	317	1- 8	333	349	349	349	29	29	
DIV. I NON-CONF.	1- 9	318	0- 6	339	349	349	349	29	29	

TOTALS	RPI 1-25	RPI 26-50	W-L RECORDS	RPI 51-100	RPI 101-999	RPI 201+				
2- 13	0- 0	0- 0	OVERALL	0- 0	2- 13	2- 10				
2- 5	0- 0	0- 0	HOME	0- 0	2- 5	2- 3				
0- 8	0- 0	0- 0	AWAY	0- 0	0- 0	0- 0				
0- 0	0- 0	0- 0	NEUTRAL	0- 0	0- 0	0- 0				
1- 9	0- 0	0- 0	NON-CONFERENCE	0- 0	1- 9	1- 7				
1- 3	0- 0	0- 0	HOME	0- 0	1- 3	1- 2				
0- 6	0- 0	0- 0	AWAY	0- 0	0- 6	0- 5				
0- 0	0- 0	0- 0	NEUTRAL	0- 0	0- 0	0- 0				
1- 4	0- 0	0- 0	CONFERENCE	0- 0	1- 4	1- 3				
1- 2	0- 0	0- 0	HOME	0- 0	1- 2	1- 1				
0- 2	0- 0	0- 0	AWAY	0- 0	0- 2	0- 2				
0- 0	0- 0	0- 0	NEUTRAL	0- 0	0- 0	0- 0				

RPI 1-25				RPI 26-50				RPI 51-100				RPI 101+ Team's RPI : 349			
RPI	S	Opponent	Score	RPI	S	Opponent	Score	RPI	S	Opponent	Score	RPI	S	Opponent	Score
												107	A	George Mason	41 60
												186	H	Norfol k St.	45 64
												188	H	Gardner -Webb	54 61
												210	A	Eastern Mi ch.	44 73
												218	H	Radford	33 52
												247	H	Val parai so	68 81
												249	H	Presbyteri an	66 56
												254	A	UNC Asheville	52 82
												295	H	Fai rlei gh Di cki nson	52 72
												317	A	Wagner	43 60
												318	A	Del aware St.	56 60
												323	A	N. C. Central	75 87
												329	A	Charle ston So.	57 73
												331	A	Marshal l	45 90
												348	H	UMass Lowel l	84 82
LAST 12 Di vi si on I GAMES:															
254	A	UNC Asheville	52 82	218	H	Radford	33 52								
188	H	Gardner -Webb	54 61	210	A	Eastern Mi ch.	44 73								
249	H	Presbyteri an	66 56	317	A	Wagner	43 60								
329	A	Charle ston So.	57 73	247	H	Val parai so	68 81								
186	H	Norfol k St.	45 64	318	A	Del aware St.	56 60								
107	A	George Mason	41 60	295	H	Fai rlei gh Di cki nson	52 72								

Non-Div I Games: Milligan 66 56

Longwood

Average RPI Win:	263	WON-LOST	WINNING	LAST 10	STRENGTH OF	OPP. STRENGTH	TEAM	ADJ.	CONF.	ADJ CONF.
Average RPI Loss:	79	RECORD	PCT. RANK	GAMES	SCHEDULE	OF SCHEDULE	RPI	RPI	RPI	RPI
DIV. I ONLY	9- 8	151	6- 4	177	153	148	148	23	23	
DIV. I NON-CONF.	5- 6	187	3- 3	116	68	148	148	24	24	

TOTALS	RPI 1-25	RPI 26-50	W-L RECORDS	RPI 51-100	RPI 101-999	RPI 201+				
9- 8	0- 2	0- 1	OVERALL	0- 1	9- 4	8- 0				
6- 1	0- 0	0- 0	HOME	0- 0	6- 1	5- 0				
2- 5	0- 1	0- 0	AWAY	0- 1	2- 1	2- 0				
1- 2	0- 1	0- 0	NEUTRAL	0- 0	1- 1	1- 0				
5- 6	0- 2	0- 1	NON-CONFERENCE	0- 1	5- 2	4- 0				
3- 1	0- 0	0- 0	HOME	0- 0	3- 1	2- 0				
1- 3	0- 1	0- 1	AWAY	0- 1	1- 0	1- 0				
1- 2	0- 1	0- 0	NEUTRAL	0- 0	1- 1	1- 0				
4- 2	0- 0	0- 0	CONFERENCE	0- 0	4- 2	4- 0				
3- 0	0- 0	0- 0	HOME	0- 0	3- 0	3- 0				
1- 2	0- 0	0- 0	AWAY	0- 0	1- 2	1- 0				
0- 0	0- 0	0- 0	NEUTRAL	0- 0	0- 0	0- 0				

RPI 1-25				RPI 26-50				RPI 51-100				RPI 101+ Team's RPI: 148			
RPI	S	Opponent	Score	RPI	S	Opponent	Score	RPI	S	Opponent	Score	RPI	S	Opponent	Score
3	N	Mississippi St.	37 94	45	A	LSU	45 60	51	A	Toledo	55 79	106	N	Cleveland St.	45 54
15	A	Texas A&M	62 83									113	H	Auburn	60 70
												135	A	Little Rock	43 78
												167	A	UT Arlington	61 63
												182	H	New Orleans	66 57
												202	A	Arkansas St.	77 75
												203	N	Niagara	68 52
												284	H	Coastal Caro.	59 55
												285	H	Appalachian St.	61 45
												291	H	Alcorn	67 47
												294	H	McNeese	98 86
												300	A	Southeastern La.	68 56
												330	H	La.-Monroe	63 55
LAST 12 Division I GAMES:															
330	H	La.-Monroe	63 55	167	A	UT Arlington	61 63								
284	H	Coastal Caro.	59 55	45	A	LSU	45 60								
285	H	Appalachian St.	61 45	300	A	Southeastern La.	68 56								
202	A	Arkansas St.	77 75	113	H	Auburn	60 70								
135	A	Little Rock	43 78	294	H	McNeese	98 86								
291	H	Alcorn	67 47	3	N	Mississippi St.	37 94								

Non-Div I Games: Dillard

53 60

Louisiana

Average RPI Win:	247	WON-LOST	WINNING	LAST 10	STRENGTH OF	OPP. STRENGTH	TEAM	ADJ.	CONF.	ADJ CONF.
Average RPI Loss:	146	RECORD	PCT. RANK	GAMES	SCHEDULE	OF SCHEDULE	RPI	RPI	RPI	RPI

DIV. I ONLY	11- 6	91	8- 2	311	197	190	190	18	18
DIV. I NON-CONF.	8- 4	87	5- 2	286	163	178	178	19	19

TOTALS	RPI 1-25	RPI 26-50	W-L RECORDS	RPI 51-100	RPI 101-999	RPI 201+			
11- 6	0- 1	0- 0	OVERALL	1- 0	10- 5	8- 2			
8- 1	0- 0	0- 0	HOME	0- 0	8- 1	7- 0			
2- 4	0- 1	0- 0	AWAY	0- 0	2- 3	1- 1			
1- 1	0- 0	0- 0	NEUTRAL	1- 0	0- 1	0- 1			
8- 4	0- 1	0- 0	NON-CONFERENCE	1- 0	7- 3	5- 1			
6- 1	0- 0	0- 0	HOME	0- 0	6- 1	5- 0			
1- 2	0- 1	0- 0	AWAY	0- 0	1- 1	0- 0			
1- 1	0- 0	0- 0	NEUTRAL	1- 0	0- 1	0- 1			
3- 2	0- 0	0- 0	CONFERENCE	0- 0	3- 2	3- 1			
2- 0	0- 0	0- 0	HOME	0- 0	2- 0	2- 0			
1- 2	0- 0	0- 0	AWAY	0- 0	1- 2	1- 1			
0- 0	0- 0	0- 0	NEUTRAL	0- 0	0- 0	0- 0			

RPI 1-25				RPI 26-50				RPI 51-100				RPI 101+ Team's RPI: 190			
RPI	S	Opponent	Score	RPI	S	Opponent	Score	RPI	S	Opponent	Score	RPI	S	Opponent	Score
9	A	Texas	54 88					75	N	Penn St.	71 59	113	A	Auburn	59 75
												125	H	Clemson	47 55
												135	A	Little Rock	58 49
												152	A	Southern Miss.	50 65
												170	H	Memphis	65 40
												203	N	Niagara	67 73
												217	H	North Texas	61 53
												256	H	Grambling	64 53
												275	A	FIU	54 57
												291	H	Alcorn	87 50
												292	H	UTSA	63 55
												294	H	McNeese	78 62
												328	H	Houston Baptist	85 62
												330	H	La. -Monroe	71 49
												331	A	Marshall	74 65

LAST 12 Division I GAMES:															
331	A	Marshall	74 65	275	A	FIU	54 57	294	H	McNeese	78 62	330	H	La. -Monroe	71 49
152	A	Southern Miss.	50 65	294	H	McNeese	78 62	330	H	La. -Monroe	71 49	135	A	Little Rock	58 49
292	H	UTSA	63 55	330	H	La. -Monroe	71 49	135	A	Little Rock	58 49	125	H	Clemson	47 55
217	H	North Texas	61 53	135	A	Little Rock	58 49	125	H	Clemson	47 55	9	A	Texas	54 88
291	H	Alcorn	87 50	9	A	Texas	54 88								
328	H	Houston Baptist	85 62												

Non-Div I Games: LSU-Alexandria 87 47

Louisiana Tech

Average RPI Win:	113	WON-LOST	WINNING	LAST 10	STRENGTH OF	OPP. STRENGTH	TEAM	ADJ.	CONF.	ADJ CONF.
Average RPI Loss:	0	RECORD	PCT. RANK	GAMES	SCHEDULE	OF SCHEDULE	RPI	RPI	RPI	RPI
DIV. I ONLY	20- 0	1	10- 0	35	4	4	4	1	1	
DIV. I NON-CONF.	14- 0	1	6- 0	140	8	11	11	1	1	

TOTALS	RPI 1-25	RPI 26-50	W-L RECORDS	RPI 51-100	RPI 101-999	RPI 201+				
20- 0	5- 0	2- 0	OVERALL	4- 0	9- 0	5- 0				
12- 0	3- 0	1- 0	HOME	2- 0	6- 0	4- 0				
8- 0	2- 0	1- 0	AWAY	2- 0	3- 0	1- 0				
0- 0	0- 0	0- 0	NEUTRAL	0- 0	0- 0	0- 0				
14- 0	2- 0	2- 0	NON-CONFERENCE	2- 0	8- 0	5- 0				
9- 0	1- 0	1- 0	HOME	1- 0	6- 0	4- 0				
5- 0	1- 0	1- 0	AWAY	1- 0	2- 0	1- 0				
0- 0	0- 0	0- 0	NEUTRAL	0- 0	0- 0	0- 0				
6- 0	3- 0	0- 0	CONFERENCE	2- 0	1- 0	0- 0				
3- 0	2- 0	0- 0	HOME	1- 0	0- 0	0- 0				
3- 0	1- 0	0- 0	AWAY	1- 0	1- 0	0- 0				
0- 0	0- 0	0- 0	NEUTRAL	0- 0	0- 0	0- 0				

RPI	S	Opponent	Score	RPI	S	Opponent	Score	RPI	S	Opponent	Score	RPI	S	Opponent	Score
2	H	Notre Dame	100 67	26	H	Michigan	74 49	51	H	Toledo	90 55	103	H	Middle Tenn.	80 26
5	H	Oregon	74 61	37	A	South Dakota St.	68 64	60	A	Georgia Tech	74 71	108	A	Kentucky	87 63
7	A	Ohio St.	95 90					63	H	Virginia Tech	67 56	127	H	Vanderbilt	79 57
14	H	Duke	66 60					78	A	Indiana	72 59	166	A	Pittsburgh	77 51
21	A	NC State	55 47									208	H	Southeast Mo. St.	80 40
												242	H	UT Martin	91 56
												304	A	Air Force	62 50
												306	H	Murray St.	115 51
												341	H	Tennessee St.	95 56

LAST 12 Division I GAMES:															
2	H	Notre Dame	100 67	166	A	Pittsburgh	77 51	108	A	Kentucky	87 63	341	H	Tennessee St.	95 56
63	H	Virginia Tech	67 56					103	H	Middle Tenn.	80 26	127	H	Vanderbilt	79 57
14	H	Duke	66 60									242	H	UT Martin	91 56
21	A	NC State	55 47												
60	A	Georgia Tech	74 71												
304	A	Air Force	62 50												

Non-Div I Games:

Louisville

Average RPI	Win:	302	WON-LOST	WINNING	LAST 10	STRENGTH OF	OPP. STRENGTH	TEAM	ADJ.	CONF.	ADJ CONF.
Average RPI	Loss:	134	RECORD	PCT. RANK	GAMES	SCHEDULE	OF SCHEDULE	RPI	RPI	RPI	RPI
DIV. I ONLY		3- 13		303	2- 8	201	145	286	286	24	24
DIV. I NON-CONF.		2- 9		295	2- 5	210	71	277	277	22	22

TOTALS	RPI 1-25		RPI 26-50		W-L RECORDS	RPI 51-100		RPI 101-999		RPI 201+	
3- 13	0- 2		0- 1		OVERALL	0- 3		3- 7		3- 3	
2- 4	0- 1		0- 0		HOME	0- 1		2- 2		2- 1	
1- 9	0- 1		0- 1		AWAY	0- 2		1- 5		1- 2	
0- 0	0- 0		0- 0		NEUTRAL	0- 0		0- 0		0- 0	
2- 9	0- 2		0- 1		NON-CONFERENCE	0- 3		2- 3		2- 2	
1- 3	0- 1		0- 0		HOME	0- 1		1- 1		1- 1	
1- 6	0- 1		0- 1		AWAY	0- 2		1- 2		1- 1	
0- 0	0- 0		0- 0		NEUTRAL	0- 0		0- 0		0- 0	
1- 4	0- 0		0- 0		CONFERENCE	0- 0		1- 4		1- 1	
1- 1	0- 0		0- 0		HOME	0- 0		1- 1		1- 0	
0- 3	0- 0		0- 0		AWAY	0- 0		0- 3		0- 1	
0- 0	0- 0		0- 0		NEUTRAL	0- 0		0- 0		0- 0	

RPI 1-25				RPI 26-50				RPI 51-100				RPI 101+ Team's RPI: 286			
RPI	S	Opponent	Score	RPI	S	Opponent	Score	RPI	S	Opponent	Score	RPI	S	Opponent	Score
12	H	Green Bay	39 76	29	A	DePaul	47 88	79	A	Butler	52 64	112	A	Northern Ill.	71 80
17	A	Marquette	30 92					82	A	Milwaukee	41 63	128	A	Drake	46 72
								93	H	Western Mich.	47 65	184	H	Bradley	57 59
												195	A	UNI	41 70
												243	H	Illinois St.	62 59
												247	A	Valparaiso	60 76
												267	H	Youngstown St.	49 73
												293	A	Fort Wayne	70 79
												327	H	Ill.-Chicago	57 55
												335	A	Chicago St.	46 28

LAST 12 Division I GAMES:															
243	H	Illinois St.	62 59	247	A	Valparaiso	60 76								
184	H	Bradley	57 59	12	H	Green Bay	39 76								
128	A	Drake	46 72	112	A	Northern Ill.	71 80								
195	A	UNI	41 70	29	A	DePaul	47 88								
327	H	Ill.-Chicago	57 55	335	A	Chicago St.	46 28								
79	A	Butler	52 64	17	A	Marquette	30 92								

Non-Div I Games:

Loyol a Chi cago

Average RPI Win:	222	WON-LOST	WINNING	LAST 10	STRENGTH OF	OPP. STRENGTH	TEAM	ADJ.	CONF.	ADJ CONF.
Average RPI Loss:	152	RECORD	PCT. RANK	GAMES	SCHEDULE	OF SCHEDULE	RPI	RPI	RPI	RPI
DIV. I ONLY	4- 14	299	2- 8	67	302	235	235	15	15	
DIV. I NON-CONF.	2- 9	295	0- 5	81	317	251	251	18	18	

TOTALS	RPI 1-25	RPI 26-50	W-L RECORDS	RPI 51-100	RPI 101-999	RPI 201+				
4- 14	0- 1	0- 1	OVERALL	0- 3	4- 9	2- 4				
2- 5	0- 0	0- 0	HOME	0- 1	2- 4	2- 1				
2- 9	0- 1	0- 1	AWAY	0- 2	2- 5	0- 3				
0- 0	0- 0	0- 0	NEUTRAL	0- 0	0- 0	0- 0				
2- 9	0- 1	0- 1	NON-CONFERENCE	0- 1	2- 6	1- 3				
1- 3	0- 0	0- 0	HOME	0- 0	1- 3	1- 1				
1- 6	0- 1	0- 1	AWAY	0- 1	1- 3	0- 2				
0- 0	0- 0	0- 0	NEUTRAL	0- 0	0- 0	0- 0				
2- 5	0- 0	0- 0	CONFERENCE	0- 2	2- 3	1- 1				
1- 2	0- 0	0- 0	HOME	0- 1	1- 1	1- 0				
1- 3	0- 0	0- 0	AWAY	0- 1	1- 2	0- 1				
0- 0	0- 0	0- 0	NEUTRAL	0- 0	0- 0	0- 0				

RPI 1-25				RPI 26-50				RPI 51-100				RPI 101+ Team's RPI: 235			
RPI	S	Opponent	Score	RPI	S	Opponent	Score	RPI	S	Opponent	Score	RPI	S	Opponent	Score
17	A	Marquette	63 83	36	A	Maryl and	45 114	65	H	American	58 71	107	H	George Mason	72 80
								84	A	Navy	44 73	136	A	William & Mary	49 70
								99	A	Del aware	38 71	154	H	Georgetown	54 72
												171	A	Boston U.	56 75
												186	A	Norfolk St.	61 58
												192	H	Army West Point	62 69
												199	A	Bucknell I	68 65
												218	H	Holy Cross	77 60
												239	A	Lafayette	54 65
												262	A	Mt. St. Mary's	63 71
												279	A	St. Francis Brooklyn	47 64
												282	H	Towson	67 76
												283	H	Cornell	78 63
LAST 12 Division I GAMES:															
239	A	Lafayette	54 65	199	A	Bucknell I	68 65								
65	H	American	58 71	99	A	Del aware	38 71								
218	H	Holy Cross	77 60	36	A	Maryl and	45 114								
171	A	Boston U.	56 75	282	H	Towson	67 76								
192	H	Army West Point	62 69	279	A	St. Francis Brooklyn	47 64								
84	A	Navy	44 73	262	A	Mt. St. Mary's	63 71								

Non-Div I Games:

Loyola Maryl and

Average RPI Win:	197	WON-LOST	WINNING	LAST 10	STRENGTH OF	OPP. STRENGTH	TEAM	ADJ.	CONF.	ADJ CONF.
Average RPI Loss:	139	RECORD	PCT. RANK	GAMES	SCHEDULE	OF SCHEDULE	RPI	RPI	RPI	RPI
DIV. I ONLY	10- 7	119	4- 6	209	150	160	160	12	12	
DIV. I NON-CONF.	7- 3	74	1- 3	289	172	163	163	10	10	

TOTALS	RPI 1-25	RPI 26-50	W-L RECORDS	RPI 51-100	RPI 101-999	RPI 201+				
10- 7	0- 0	0- 1	OVERALL	1- 1	9- 5	6- 2				
6- 4	0- 0	0- 1	HOME	1- 0	5- 3	3- 1				
4- 3	0- 0	0- 0	AWAY	0- 1	4- 2	3- 1				
0- 0	0- 0	0- 0	NEUTRAL	0- 0	0- 0	0- 0				
7- 3	0- 0	0- 1	NON-CONFERENCE	0- 0	7- 2	5- 2				
4- 2	0- 0	0- 1	HOME	0- 0	4- 1	3- 1				
3- 1	0- 0	0- 0	AWAY	0- 0	3- 1	2- 1				
0- 0	0- 0	0- 0	NEUTRAL	0- 0	0- 0	0- 0				
3- 4	0- 0	0- 0	CONFERENCE	1- 1	2- 3	1- 0				
2- 2	0- 0	0- 0	HOME	1- 0	1- 2	0- 0				
1- 2	0- 0	0- 0	AWAY	0- 1	1- 1	1- 0				
0- 0	0- 0	0- 0	NEUTRAL	0- 0	0- 0	0- 0				

RPI 1-25				RPI 26-50				RPI 51-100				RPI 101+ Team's RPI: 160			
RPI	S	Opponent	Score	RPI	S	Opponent	Score	RPI	S	Opponent	Score	RPI	S	Opponent	Score
				35	H	Southern Cal i forn i a	70 80	54	A	Gonzaga	67 77	110	H	BYU	55 67
								66	H	Saint Mary's (CA)	69 57	118	H	Mi ami (OH)	84 71
												120	A	Saint Loui s	62 60
												131	H	Paci fic	75 60
												151	A	San Franci sco	60 78
												189	H	San Di ego	54 60
												207	A	SMU	60 63
												210	H	Eastern Mi ch.	73 64
												213	H	UC Santa Barbara	67 61
												221	A	UC Ri versi de	67 59
												230	H	CSUN	68 75
												272	A	Santa Clara	65 51
												290	H	Ari zona	84 70
												333	A	Long Beach St.	84 69

LAST 12 Divi s i on I GAMES:															
				189	H	San Di ego	54 60	110	H	BYU	55 67				
				151	A	San Franci sco	60 78	207	A	SMU	60 63				
				54	A	Gonzaga	67 77	213	H	UC Santa Barbara	67 61				
				272	A	Santa Clara	65 51	230	H	CSUN	68 75				
				131	H	Paci fic	75 60	35	H	Southern Cal i forn i a	70 80				
				66	H	Saint Mary's (CA)	69 57	210	H	Eastern Mi ch.	73 64				

Non-Div I Games: Cal St. Dom. Hills 84 52

Loyola Marymount

Average RPI Win:	213	WON-LOST	WINNING	LAST 10	STRENGTH OF	OPP. STRENGTH	TEAM	ADJ.	CONF.	ADJ CONF.
Average RPI Loss:	58	RECORD	PCT. RANK	GAMES	SCHEDULE	OF SCHEDULE	RPI	RPI	RPI	RPI
DIV. I ONLY	9- 8	151	6- 4	60	93	81	81	20	20	
DIV. I NON-CONF.	5- 6	187	2- 3	33	13	62	62	23	23	

TOTALS	RPI 1-25	RPI 26-50	W-L RECORDS	RPI 51-100	RPI 101-999	RPI 201+				
9- 8	0- 3	0- 0	OVERALL	1- 3	8- 2	5- 0				
4- 2	0- 0	0- 0	HOME	1- 0	3- 2	3- 0				
4- 6	0- 3	0- 0	AWAY	0- 3	4- 0	1- 0				
1- 0	0- 0	0- 0	NEUTRAL	0- 0	1- 0	1- 0				
5- 6	0- 3	0- 0	NON-CONFERENCE	1- 2	4- 1	2- 0				
2- 1	0- 0	0- 0	HOME	1- 0	1- 1	1- 0				
2- 5	0- 3	0- 0	AWAY	0- 2	2- 0	0- 0				
1- 0	0- 0	0- 0	NEUTRAL	0- 0	1- 0	1- 0				
4- 2	0- 0	0- 0	CONFERENCE	0- 1	4- 1	3- 0				
2- 1	0- 0	0- 0	HOME	0- 0	2- 1	2- 0				
2- 1	0- 0	0- 0	AWAY	0- 1	2- 0	1- 0				
0- 0	0- 0	0- 0	NEUTRAL	0- 0	0- 0	0- 0				

RPI	S	Opponent	Score	RPI	S	Opponent	Score	RPI	S	Opponent	Score	RPI	S	Opponent	Score
3	A	Mississippi St.	43 83					51	A	Toledo	64 65	102	A	Dartmouth	64 51
7	A	Ohio St.	70 83					52	A	Albany (NY)	54 68	114	H	Tulane	34 42
14	A	Duke	39 69					61	A	Miami (FL)	70 80	116	A	Hartford	59 44
								94	H	Harvard	76 51	163	H	Binghamton	62 66
												172	A	Boston College	61 40
												216	H	Stony Brook	64 56
												276	N	Kennesaw St.	75 39
												287	H	Bryant	70 68
												314	H	Vermont	64 55
												337	A	UMBC	64 50

Team's RPI: 81															
LAST 12 Division I GAMES:															
314	H	Vermont	64 55	116	A	Hartford	59 44								
52	A	Albany (NY)	54 68	14	A	Duke	39 69								
337	A	UMBC	64 50	3	A	Mississippi St.	43 83								
163	H	Binghamton	62 66	102	A	Dartmouth	64 51								
216	H	Stony Brook	64 56	7	A	Ohio St.	70 83								
172	A	Boston College	61 40	51	A	Toledo	64 65								

Non-Div I Games: Maine Maritime 89 49 Me.-Fort Kent 100 40

Maine

Average RPI Win:	305	WON-LOST	WINNING	LAST 10	STRENGTH OF	OPP. STRENGTH	TEAM	ADJ.	CONF.	ADJ CONF.
Average RPI Loss:	122	RECORD	PCT. RANK	GAMES	SCHEDULE	OF SCHEDULE	RPI	RPI	RPI	RPI
DIV. I ONLY	7- 11	236	5- 5	231	229	236	236	25	25	
DIV. I NON-CONF.	3- 8	268	1- 4	86	211	207	207	25	25	

TOTALS	RPI 1-25	RPI 26-50	W-L RECORDS	RPI 51-100	RPI 101-999	RPI 201+				
7- 11	0- 1	0- 2	OVERALL	0- 3	7- 5	7- 3				
4- 3	0- 0	0- 1	HOME	0- 2	4- 0	4- 0				
2- 8	0- 1	0- 1	AWAY	0- 1	2- 5	2- 3				
1- 0	0- 0	0- 0	NEUTRAL	0- 0	1- 0	1- 0				
3- 8	0- 1	0- 1	NON-CONFERENCE	0- 3	3- 3	3- 2				
1- 2	0- 0	0- 0	HOME	0- 2	1- 0	1- 0				
1- 6	0- 1	0- 1	AWAY	0- 1	1- 3	1- 2				
1- 0	0- 0	0- 0	NEUTRAL	0- 0	1- 0	1- 0				
4- 3	0- 0	0- 1	CONFERENCE	0- 0	4- 2	4- 1				
3- 1	0- 0	0- 1	HOME	0- 0	3- 0	3- 0				
1- 2	0- 0	0- 0	AWAY	0- 0	1- 2	1- 1				
0- 0	0- 0	0- 0	NEUTRAL	0- 0	0- 0	0- 0				

RPI 1-25				RPI 26-50				RPI 51-100				RPI 101+ Team's RPI: 236			
RPI	S	Opponent	Score	RPI	S	Opponent	Score	RPI	S	Opponent	Score	RPI	S	Opponent	Score
23	A	Cal i forni a	66 87	44	A	Vi rgi ni a	47 69	52	H	Al bany (NY)	56 62	157	A	New Hampshi re	55 68
				48	H	Qui nni pi ac	64 80	72	H	Fordham	48 54	194	A	Mari st	40 65
								75	A	Penn St.	46 78	203	A	Ni agara	64 65
												216	A	Stony Brook	59 74
												245	A	LIU Brookl yn	72 38
												259	A	Sacred Heart	61 65
												279	H	St. Francis Brookl yn	57 54
												310	A	Can i si us	59 56
												310	H	Can i si us	58 39
												316	N	Coppi n St.	74 56
												334	H	I ona	67 63
												339	H	Saint Peter's	76 64
LAST 12 Di vi si on I GAMES:															
203	A	Ni agara	64 65	334	H	I ona	67 63								
310	A	Can i si us	59 56	44	A	Vi rgi ni a	47 69								
194	A	Mari st	40 65	245	A	LIU Brookl yn	72 38								
310	H	Can i si us	58 39	157	A	New Hampshi re	55 68								
48	H	Qui nni pi ac	64 80	52	H	Al bany (NY)	56 62								
339	H	Saint Peter's	76 64	75	A	Penn St.	46 78								

Non-Di v I Games:

Manhattan

Average RPI Win: 256		WON-LOST	WINNING	LAST 10	STRENGTH OF		OPP. STRENGTH	TEAM	ADJ.	CONF.	ADJ CONF.
Average RPI Loss: 123		RECORD	PCT. RANK	GAMES	SCHEDULE		OF SCHEDULE	RPI	RPI	RPI	RPI
DIV. I ONLY		8- 10	206	6- 3	169		210	194	194	25	25
DIV. I NON-CONF.		4- 8	239	3- 2	141		197	213	213	25	25

TOTALS		RPI 1-25	RPI 26-50		W-L RECORDS		RPI 51-100	RPI 101-999		RPI 201+	
8- 10	0- 0		0- 3		OVERALL		0- 2	8- 5		7- 2	
5- 2	0- 0		0- 0		HOME		0- 1	5- 1		5- 0	
3- 6	0- 0		0- 1		AWAY		0- 1	3- 4		2- 2	
0- 2	0- 0		0- 2		NEUTRAL		0- 0	0- 0		0- 0	
4- 8	0- 0		0- 2		NON-CONFERENCE		0- 2	4- 4		3- 2	
2- 2	0- 0		0- 0		HOME		0- 1	2- 1		2- 0	
2- 4	0- 0		0- 0		AWAY		0- 1	2- 3		1- 2	
0- 2	0- 0		0- 2		NEUTRAL		0- 0	0- 0		0- 0	
4- 2	0- 0		0- 1		CONFERENCE		0- 0	4- 1		4- 0	
3- 0	0- 0		0- 0		HOME		0- 0	3- 0		3- 0	
1- 2	0- 0		0- 1		AWAY		0- 0	1- 1		1- 0	
0- 0	0- 0		0- 0		NEUTRAL		0- 0	0- 0		0- 0	

RPI 1-25				RPI 26-50				RPI 51-100				RPI 101+ Team's RPI: 194			
RPI	S	Opponent	Score	RPI	S	Opponent	Score	RPI	S	Opponent	Score	RPI	S	Opponent	Score
				35	N	Southern Cal i forni a	57 78	84	H	Navy	70 77	102	H	Dartmouth	51 60
				46	N	Purdue	47 61	100	A	Seton Hal l	60 85	171	A	Boston U.	80 52
				48	A	Qui nni pi ac	56 62					174	A	Temple	77 83
												200	A	Si ena	53 58
												204	A	Northeastern	72 78
												218	H	Holy Cross	85 74
												234	A	Hawai i	63 70
												236	H	Manhattan	65 40
												258	H	Monmouth	69 46
												271	A	Ri der	80 69
												277	H	Fair fi eld	71 63
												297	A	Massachusetts	88 60
												321	H	Rhode Isl and	64 42
LAST 12 Di vi si on I GAMES:															
				277	H	Fair fi eld	71 63	200	A	Si ena	53 58				
				48	A	Qui nni pi ac	56 62	174	A	Temple	77 83				
				236	H	Manhattan	65 40	171	A	Boston U.	80 52				
				258	H	Monmouth	69 46	321	H	Rhode Isl and	64 42				
				271	A	Ri der	80 69	102	H	Dartmouth	51 60				
				297	A	Massachusetts	88 60	100	A	Seton Hal l	60 85				

Non-Di v I Games:

Marist

Average RPI Win:	140	WON-LOST	WINNING	LAST 10	STRENGTH OF	OPP. STRENGTH	TEAM	ADJ.	CONF.	ADJ CONF.
Average RPI Loss:	21	RECORD	PCT. RANK	GAMES	SCHEDULE	OF SCHEDULE	RPI	RPI	RPI	RPI
DIV. I ONLY	13- 5	65	9- 1	20	12	17	17	6	6	
DIV. I NON-CONF.	6- 5	153	3- 2	19	28	47	47	5	5	

TOTALS	RPI 1-25	RPI 26-50	W-L RECORDS	RPI 51-100	RPI 101-999	RPI 201+				
13- 5	0- 3	2- 1	OVERALL	4- 1	7- 0	3- 0				
9- 0	0- 0	2- 0	HOME	2- 0	5- 0	2- 0				
3- 4	0- 2	0- 1	AWAY	2- 1	1- 0	0- 0				
1- 1	0- 1	0- 0	NEUTRAL	0- 0	1- 0	1- 0				
6- 5	0- 3	0- 1	NON-CONFERENCE	1- 1	5- 0	3- 0				
4- 0	0- 0	0- 0	HOME	0- 0	4- 0	2- 0				
1- 4	0- 2	0- 1	AWAY	1- 1	0- 0	0- 0				
1- 1	0- 1	0- 0	NEUTRAL	0- 0	1- 0	1- 0				
7- 0	0- 0	2- 0	CONFERENCE	3- 0	2- 0	0- 0				
5- 0	0- 0	2- 0	HOME	2- 0	1- 0	0- 0				
2- 0	0- 0	0- 0	AWAY	1- 0	1- 0	0- 0				
0- 0	0- 0	0- 0	NEUTRAL	0- 0	0- 0	0- 0				

RPI 1-25				RPI 26-50				RPI 51-100				RPI 101+			
RPI	S	Opponent	Score	RPI	S	Opponent	Score	RPI	S	Opponent	Score	RPI	S	Opponent	Score
2	A	Notre Dame	85 91	26	A	Michigan	76 82	57	A	Creighton	92 77	141	H	Xavier	88 67
8	N	Tennessee	99 101	29	H	DePaul	93 81	59	A	New Mexico	87 88	158	A	Providence	77 60
12	A	Green Bay	55 63	34	H	St. John's (NY)	74 72	79	H	Butler	69 67	187	H	Wisconsin	88 65
								82	A	Milwaukee	83 68	192	H	Army West Point	83 53
								100	H	Seton Hall	97 84	235	H	Loyola Maryland	83 63
												241	N	Montana	87 68
												286	H	Loyola Chicago	92 30

LAST 12 Division I GAMES:															
				79	H	Butler	69 67	141	H	Xavier	88 67				
				158	A	Providence	77 60	2	A	Notre Dame	85 91				
				57	A	Creighton	92 77	82	A	Milwaukee	83 68				
				29	H	DePaul	93 81	192	H	Army West Point	83 53				
				100	H	Seton Hall	97 84	26	A	Michigan	76 82				
				34	H	St. John's (NY)	74 72	187	H	Wisconsin	88 65				

Non-Div I Games:

Marquette

Average RPI Win:	321	WON-LOST	WINNING	LAST 10	STRENGTH OF	OPP. STRENGTH	TEAM	ADJ.	CONF.	ADJ CONF.
Average RPI Loss:	184	RECORD	PCT. RANK	GAMES	SCHEDULE	OF SCHEDULE	RPI	RPI	RPI	RPI

DIV. I ONLY	4- 11	286	2- 6	328	240	331	331	18	18
DIV. I NON-CONF.	4- 7	226	3- 3	334	239	325	325	19	19
TOTALS	RPI 1-25	RPI 26-50	W-L RECORDS	RPI 51-100	RPI 101-999	RPI 201+			
4- 11	0- 0	0- 0	OVERALL	0- 2	4- 9	4- 4			
3- 5	0- 0	0- 0	HOME	0- 2	3- 3	3- 1			
1- 6	0- 0	0- 0	AWAY	0- 0	1- 6	1- 3			
0- 0	0- 0	0- 0	NEUTRAL	0- 0	0- 0	0- 0			
4- 7	0- 0	0- 0	NON-CONFERENCE	0- 2	4- 5	4- 1			
3- 4	0- 0	0- 0	HOME	0- 2	3- 2	3- 1			
1- 3	0- 0	0- 0	AWAY	0- 0	1- 3	1- 0			
0- 0	0- 0	0- 0	NEUTRAL	0- 0	0- 0	0- 0			
0- 4	0- 0	0- 0	CONFERENCE	0- 0	0- 4	0- 3			
0- 1	0- 0	0- 0	HOME	0- 0	0- 1	0- 0			
0- 3	0- 0	0- 0	AWAY	0- 0	0- 3	0- 3			
0- 0	0- 0	0- 0	NEUTRAL	0- 0	0- 0	0- 0			

RPI S Opponent	Score	RPI S Opponent	Score	RPI S Opponent	Score	RPI S Opponent	Score
				75 H Penn St.	65 80	106 A Cleveland St.	76 85
				85 H Ohio	52 54	108 A Kentucky	39 69
						169 H Southern Ill.	59 64
						190 H Louisiana Tech	65 74
						196 A Florida	69 74
						220 A Fla. Atlantic	59 79
						251 H Morgan St.	73 68
						275 A FIU	54 67
						285 H Appalachian St.	54 56
						319 A Old Dominion	53 69
						341 A Tennessee St.	71 65
						343 H Winthrop	70 40
						349 H Longwood	90 45
LAST 12 Division I GAMES:							
190 H Louisiana Tech	65 74	319 A Old Dominion	53 69				
275 A FIU	54 67	251 H Morgan St.	73 68				
220 A Fla. Atlantic	59 79	169 H Southern Ill.	59 64				
341 A Tennessee St.	71 65	343 H Winthrop	70 40				
285 H Appalachian St.	54 56	108 A Kentucky	39 69				
196 A Florida	69 74	85 H Ohio	52 54				

Non-Div I Games: Ky. Christian 111 38 Alice Lloyd 96 46

Marshall

Average RPI Win:	158	WON-LOST	WINNING	LAST 10	STRENGTH OF	OPP. STRENGTH	TEAM	ADJ.	CONF.	ADJ CONF.
Average RPI Loss:	17	RECORD	PCT. RANK	GAMES	SCHEDULE	OF SCHEDULE	RPI	RPI	RPI	RPI
DIV. I ONLY	16- 3	14	1- 0	98	17	36	36	3	3	
DIV. I NON-CONF.	11- 2	23	1- 0	143	31	38	38	4	4	

TOTALS	RPI 1-25	RPI 26-50	W-L RECORDS	RPI 51-100	RPI 101-999	RPI 201+				
16- 3	0- 2	2- 1	OVERALL	5- 0	9- 0	7- 0				
9- 2	0- 1	1- 1	HOME	3- 0	5- 0	4- 0				
6- 1	0- 1	1- 0	AWAY	2- 0	3- 0	2- 0				
1- 0	0- 0	0- 0	NEUTRAL	0- 0	1- 0	1- 0				
11- 2	0- 2	1- 0	NON-CONFERENCE	3- 0	7- 0	7- 0				
6- 1	0- 1	0- 0	HOME	2- 0	4- 0	4- 0				
4- 1	0- 1	1- 0	AWAY	1- 0	2- 0	2- 0				
1- 0	0- 0	0- 0	NEUTRAL	0- 0	1- 0	1- 0				
5- 1	0- 0	1- 1	CONFERENCE	2- 0	2- 0	0- 0				
3- 1	0- 0	1- 1	HOME	1- 0	1- 0	0- 0				
2- 0	0- 0	0- 0	AWAY	1- 0	1- 0	0- 0				
0- 0	0- 0	0- 0	NEUTRAL	0- 0	0- 0	0- 0				

RPI 1-25				RPI 26-50				RPI 51-100				RPI 101+			
RPI	S	Opponent	Score	RPI	S	Opponent	Score	RPI	S	Opponent	Score	RPI	S	Opponent	Score
1	A	UConn	72 97	30	H	Iowa	80 64	52	H	Albany (NY)	91 58	159	H	Illinois	100 65
18	H	South Carolina	86 94	31	H	Michigan St.	68 82	61	A	Miami (FL)	79 71	187	A	Wisconsin	71 44
				44	A	Virginia	60 59	75	A	Penn St.	69 65	203	H	Niagara	92 65
								78	H	Indiana	74 70	228	H	Howard	111 49
								91	H	George Washington	80 54	231	A	Akron	75 54
												235	H	Loyola Maryland	114 45
												262	H	Mt. St. Mary's	97 57
												276	N	Kennesaw St.	89 35
												316	A	Coppin St.	113 49
LAST 12 Division I GAMES:															
				78	H	Indiana	74 70	61	A	Miami (FL)	79 71				
				31	H	Michigan St.	68 82	316	A	Coppin St.	113 49				
				187	A	Wisconsin	71 44	235	H	Loyola Maryland	114 45				
				30	H	Iowa	80 64	91	H	George Washington	80 54				
				75	A	Penn St.	69 65	262	H	Mt. St. Mary's	97 57				
				159	H	Illinois	100 65	231	A	Akron	75 54				

Non-Div I Games:

Maryland

Average RPI Win:	289	WON-LOST	WINNING	LAST 10	STRENGTH OF	OPP. STRENGTH	TEAM	ADJ.	CONF.	ADJ CONF.
Average RPI Loss:	180	RECORD	PCT. RANK	GAMES	SCHEDULE	OF SCHEDULE	RPI	RPI	RPI	RPI
DIV. I ONLY	6- 10	242	3- 6	326	286	297	297	13	13	
DIV. I NON-CONF.	6- 5	153	4- 2	348	334	307	307	12	12	

TOTALS	RPI 1-25	RPI 26-50	W-L RECORDS	RPI 51-100	RPI 101-999	RPI 201+				
6- 10	0- 0	0- 0	OVERALL	0- 2	6- 8	5- 4				
3- 4	0- 0	0- 0	HOME	0- 1	3- 3	2- 1				
2- 6	0- 0	0- 0	AWAY	0- 1	2- 5	2- 3				
1- 0	0- 0	0- 0	NEUTRAL	0- 0	1- 0	1- 0				
6- 5	0- 0	0- 0	NON-CONFERENCE	0- 0	6- 5	5- 3				
3- 2	0- 0	0- 0	HOME	0- 0	3- 2	2- 1				
2- 3	0- 0	0- 0	AWAY	0- 0	2- 3	2- 2				
1- 0	0- 0	0- 0	NEUTRAL	0- 0	1- 0	1- 0				
0- 5	0- 0	0- 0	CONFERENCE	0- 2	0- 3	0- 1				
0- 2	0- 0	0- 0	HOME	0- 1	0- 1	0- 0				
0- 3	0- 0	0- 0	AWAY	0- 1	0- 2	0- 1				
0- 0	0- 0	0- 0	NEUTRAL	0- 0	0- 0	0- 0				

RPI 1-25				RPI 26-50				RPI 51-100				RPI 101+				Team's RPI: 297
RPI	S	Opponent	Score	RPI	S	Opponent	Score	RPI	S	Opponent	Score	RPI	S	Opponent	Score	
								70	A	Duquesne	57 60	120	A	Saint Louis	63 64	
								72	H	Fordham	51 62	145	H	Liberty	64 61	
												153	H	Saint Joseph's	79 84	
												179	A	North Dakota	52 82	
												194	H	Marist	60 88	
												204	H	Northeastern	54 64	
												225	A	St. Bonaventure	59 69	
												265	A	North Dakota St.	70 82	
												278	A	Incarnate Word	64 45	
												282	H	Towson	72 49	
												313	A	UTRGV	59 67	
												339	H	Saint Peter's	81 65	
												344	N	Mississippi Val.	85 46	
												348	A	UMass Lowell	73 63	
LAST 12 Division I GAMES:																
153	H	Saint Joseph's	79 84	120	A	Saint Louis	63 64	339	H	Saint Peter's	81 65					
225	A	St. Bonaventure	59 69	344	N	Mississippi Val.	85 46	313	A	UTRGV	59 67					
72	H	Fordham	51 62	278	A	Incarnate Word	64 45	282	H	Towson	72 49					
70	A	Duquesne	57 60	145	H	Liberty	64 61									
194	H	Marist	60 88													
348	A	UMass Lowell	73 63													

Non-Div I Games: Me.-Fort Kent 111 45 Fisher 121 38

Massachusetts

Average RPI Win:	303	WON-LOST	WINNING	LAST 10	STRENGTH OF	OPP. STRENGTH	TEAM	ADJ.	CONF.	ADJ CONF.
Average RPI Loss:	162	RECORD	PCT. RANK	GAMES	SCHEDULE	OF SCHEDULE	RPI	RPI	RPI	RPI
DIV. I ONLY	4- 10	282	3- 6	297	192	294	294	27	27	
DIV. I NON-CONF.	1- 7	310	0- 5	130	160	287	287	26	26	

TOTALS	RPI 1-25	RPI 26-50	W-L RECORDS	RPI 51-100	RPI 101-999	RPI 201+				
4- 10	0- 2	0- 0	OVERALL	0- 0	4- 8	4- 4				
2- 5	0- 0	0- 0	HOME	0- 0	2- 5	2- 3				
2- 5	0- 2	0- 0	AWAY	0- 0	2- 3	2- 1				
0- 0	0- 0	0- 0	NEUTRAL	0- 0	0- 0	0- 0				
1- 7	0- 2	0- 0	NON-CONFERENCE	0- 0	1- 5	1- 2				
1- 2	0- 0	0- 0	HOME	0- 0	1- 2	1- 1				
0- 5	0- 2	0- 0	AWAY	0- 0	0- 3	0- 1				
0- 0	0- 0	0- 0	NEUTRAL	0- 0	0- 0	0- 0				
3- 3	0- 0	0- 0	CONFERENCE	0- 0	3- 3	3- 2				
1- 3	0- 0	0- 0	HOME	0- 0	1- 3	1- 2				
2- 0	0- 0	0- 0	AWAY	0- 0	2- 0	2- 0				
0- 0	0- 0	0- 0	NEUTRAL	0- 0	0- 0	0- 0				

RPI 1-25				RPI 26-50				RPI 51-100				RPI 101+ Team's RPI: 294			
RPI	S	Opponent	Score	RPI	S	Opponent	Score	RPI	S	Opponent	Score	RPI	S	Opponent	Score
9	A	Texas	34 100									114	H	Tulane	66 70
16	A	Baylor	34 95									148	A	Louisiana	86 98
												182	H	New Orleans	64 77
												190	A	Louisiana Tech	62 78
												207	A	SMU	59 65
												240	H	Abilene Christian	75 80
												253	H	Nicholls St.	54 61
												256	H	Grambling	60 75
												278	A	Incarnate Word	66 57
												300	A	Southeastern La.	77 65
												305	H	Northwestern St.	72 67
												330	H	La.-Monroe	65 61

LAST 12 Division I GAMES:															
253	H	Nicholls St.	54 61	300	A	Southeastern La.	77 65								
182	H	New Orleans	64 77	190	A	Louisiana Tech	62 78								
240	H	Abilene Christian	75 80	16	A	Baylor	34 95								
305	H	Northwestern St.	72 67	148	A	Louisiana	86 98								
278	A	Incarnate Word	66 57	114	H	Tulane	66 70								
207	A	SMU	59 65	330	H	La.-Monroe	65 61								

Non-Div I Games: LSU-Alexandria 73 53 Louisiana Col. 84 46 Southern-N. O. 76 61

McNeese

Average RPI Win:	219	WON-LOST	WINNING	LAST 10	STRENGTH OF	OPP. STRENGTH	TEAM	ADJ.	CONF.	ADJ CONF.
Average RPI Loss:	101	RECORD	PCT. RANK	GAMES	SCHEDULE	OF SCHEDULE	RPI	RPI	RPI	RPI
DIV. I ONLY	7- 11	236	6- 4	54	116	170	170	8	8	
DIV. I NON-CONF.	5- 8	220	4- 3	97	204	214	214	7	7	

TOTALS	RPI 1-25	RPI 26-50	W-L RECORDS	RPI 51-100	RPI 101-999	RPI 201+				
7- 11	0- 3	0- 1	OVERALL	1- 1	6- 6	4- 0				
5- 4	0- 1	0- 0	HOME	1- 1	4- 2	4- 0				
2- 4	0- 1	0- 0	AWAY	0- 0	2- 3	0- 0				
0- 3	0- 1	0- 1	NEUTRAL	0- 0	0- 1	0- 0				
5- 8	0- 1	0- 1	NON-CONFERENCE	1- 1	4- 5	3- 0				
4- 3	0- 0	0- 0	HOME	1- 1	3- 2	3- 0				
1- 2	0- 0	0- 0	AWAY	0- 0	1- 2	0- 0				
0- 3	0- 1	0- 1	NEUTRAL	0- 0	0- 1	0- 0				
2- 3	0- 2	0- 0	CONFERENCE	0- 0	2- 1	1- 0				
1- 1	0- 1	0- 0	HOME	0- 0	1- 0	1- 0				
1- 2	0- 1	0- 0	AWAY	0- 0	1- 1	0- 0				
0- 0	0- 0	0- 0	NEUTRAL	0- 0	0- 0	0- 0				

RPI 1-25				RPI 26-50				RPI 51-100				RPI 101+ Team's RPI: 170			
RPI	S	Opponent	Score	RPI	S	Opponent	Score	RPI	S	Opponent	Score	RPI	S	Opponent	Score
1	A	UConn	49 97	29	N	DePaul	67 81	90	H	IUPUI	57 80	126	N	Kent St.	55 70
7	N	Ohio St.	69 100					96	H	UAB	64 62	127	A	Vanderbilt	71 60
19	H	South Fla.	62 81									135	A	Little Rock	57 86
												149	A	Tulsa	69 48
												159	H	Illinois	47 63
												169	H	Southern Ill.	56 68
												181	A	Wichita St.	61 69
												190	A	Louisiana Tech	40 65
												248	H	East Carolina	72 36
												256	H	Grambling	57 48
												315	H	Jackson St.	64 53
												341	H	Tennessee St.	79 75
LAST 12 Division I GAMES:															
149	A	Tulsa	69 48	19	H	South Fla.	62 81	127	A	Vanderbilt	71 60				
181	A	Wichita St.	61 69	96	H	UAB	64 62	159	H	Illinois	47 63				
248	H	East Carolina	72 36	90	H	IUPUI	57 80	96	H	UAB	64 62				
1	A	UConn	49 97	126	N	Kent St.	55 70								
256	H	Grambling	57 48												
315	H	Jackson St.	64 53												

Non-Div I Games:

Memphis

Average RPI Win:	221	WON-LOST	WINNING	LAST 10	STRENGTH OF	OPP. STRENGTH	TEAM	ADJ.	CONF.	ADJ CONF.
Average RPI Loss:	40	RECORD	PCT. RANK	GAMES	SCHEDULE	OF SCHEDULE	RPI	RPI	RPI	RPI
DIV. I ONLY	17- 2	5	10- 0	260	174	77	77	17	17	
DIV. I NON-CONF.	13- 2	21	8- 0	262	179	73	73	17	17	

TOTALS	RPI 1-25	RPI 26-50	W-L RECORDS	RPI 51-100	RPI 101-999	RPI 201+				
17- 2	0- 1	0- 0	OVERALL	3- 1	14- 0	10- 0				
7- 1	0- 1	0- 0	HOME	1- 0	6- 0	5- 0				
9- 0	0- 0	0- 0	AWAY	2- 0	7- 0	4- 0				
1- 1	0- 0	0- 0	NEUTRAL	0- 1	1- 0	1- 0				
13- 2	0- 1	0- 0	NON-CONFERENCE	3- 1	10- 0	8- 0				
6- 1	0- 1	0- 0	HOME	1- 0	5- 0	4- 0				
6- 0	0- 0	0- 0	AWAY	2- 0	4- 0	3- 0				
1- 1	0- 0	0- 0	NEUTRAL	0- 1	1- 0	1- 0				
4- 0	0- 0	0- 0	CONFERENCE	0- 0	4- 0	2- 0				
1- 0	0- 0	0- 0	HOME	0- 0	1- 0	1- 0				
3- 0	0- 0	0- 0	AWAY	0- 0	3- 0	1- 0				
0- 0	0- 0	0- 0	NEUTRAL	0- 0	0- 0	0- 0				

RPI 1-25				RPI 26-50				RPI 51-100 Team's RPI: 77				RPI 101+			
RPI	S	Opponent	Score	RPI	S	Opponent	Score	RPI	S	Opponent	Score	RPI	S	Opponent	Score
24	H	Georgia	54 72					53	A	UCF	73 64	156	H	Davidsen	69 54
								56	N	Western Ky.	62 67	183	A	Samford	73 59
								88	A	North Carolina	97 86	191	A	Furman	86 64
								91	H	George Washington	61 44	197	A	Charlotte	90 74
												220	A	Fla. Atlantic	66 55
												227	H	UNCG	80 57
												228	H	Howard	70 44
												254	A	UNC Asheville	67 56
												270	A	Campbell	58 57
												280	A	Wofford	71 46
												307	N	VCU	70 54
												326	H	Ga. Southern	72 45
												338	H	South Carolina St.	74 53
												343	H	Winthrop	93 45

LAST 12 Division I GAMES:															
183	A	Samford	73 59	227	H	UNCG	80 57								
191	A	Furman	86 64	338	H	South Carolina St.	74 53								
280	A	Wofford	71 46	343	H	Winthrop	93 45								
197	A	Charlotte	90 74	254	A	UNC Asheville	67 56								
88	A	North Carolina	97 86	91	H	George Washington	61 44								
228	H	Howard	70 44	156	H	Davidsen	69 54								

Non-Div I Games:

Mercer

Average RPI	Win:	162	WON-LOST	WINNING	LAST 10	STRENGTH OF	OPP. STRENGTH	TEAM	ADJ.	CONF.	ADJ CONF.
Average RPI	Loss:	48	RECORD	PCT. RANK	GAMES	SCHEDULE	OF SCHEDULE	RPI	RPI	RPI	RPI
DIV. I ONLY		13- 6		79	7- 3	39	31	61	61	1	1
DIV. I NON-CONF.		10- 3		51	5- 1	164	83	89	89	1	1

TOTALS	RPI 1-25		RPI 26-50		W-L RECORDS	RPI 51-100		RPI 101-999		RPI 201+	
13- 6	2- 2		1- 2		OVERALL	1- 0		9- 2		5- 0	
10- 3	2- 0		1- 2		HOME	1- 0		6- 1		4- 0	
1- 3	0- 2		0- 0		AWAY	0- 0		1- 1		0- 0	
2- 0	0- 0		0- 0		NEUTRAL	0- 0		2- 0		1- 0	
10- 3	0- 0		1- 2		NON-CONFERENCE	1- 0		8- 1		5- 0	
8- 2	0- 0		1- 2		HOME	1- 0		6- 0		4- 0	
0- 1	0- 0		0- 0		AWAY	0- 0		0- 1		0- 0	
2- 0	0- 0		0- 0		NEUTRAL	0- 0		2- 0		1- 0	
3- 3	2- 2		0- 0		CONFERENCE	0- 0		1- 1		0- 0	
2- 1	2- 0		0- 0		HOME	0- 0		0- 1		0- 0	
1- 2	0- 2		0- 0		AWAY	0- 0		1- 0		0- 0	
0- 0	0- 0		0- 0		NEUTRAL	0- 0		0- 0		0- 0	

RPI	S	Opponent	Score	RPI	S	Opponent	Score	RPI	S	Opponent	Score	RPI	S	Opponent	Score
2	A	Notre Dame	76 83	31	H	Michigan St.	67 57	81	H	Maine	80 70	101	H	Wake Forest	50 61
6	A	Florida St.	67 105	34	H	St. John's (NY)	64 74					108	H	Kentucky	65 54
14	H	Duke	51 48	36	H	Maryland	71 79					111	A	Colorado	61 67
25	H	Syracuse	72 67									125	A	Clemson	72 60
												169	N	Southern Ill.	75 65
												182	H	New Orleans	76 46
												209	H	Bethune-Cookman	85 39
												269	N	Sacramento St.	82 56
												275	H	FIU	77 69
												308	H	Alabama St.	79 31
												314	H	Vermont	73 49

Team's RPI: 61															
LAST 12 Division I GAMES:															
125	A	Clemson	72 60	25	H	Syracuse	72 67	169	N	Southern Ill.	75 65	269	N	Sacramento St.	82 56
6	A	Florida St.	67 105					308	H	Alabama St.	79 31	108	H	Kentucky	65 54
101	H	Wake Forest	50 61					34	H	St. John's (NY)	64 74				
2	A	Notre Dame	76 83												
14	H	Duke	51 48												
209	H	Bethune-Cookman	85 39												

Non-Div I Games:

Mi ami (FL)

Average RPI Win:	222	WON-LOST	WINNING	LAST 10	STRENGTH OF	OPP. STRENGTH	TEAM	ADJ.	CONF.	ADJ CONF.
Average RPI Loss:	96	RECORD	PCT. RANK	GAMES	SCHEDULE	OF SCHEDULE	RPI	RPI	RPI	RPI
DIV. I ONLY	10- 7	119	6- 4	126	203	118	118	7	7	
DIV. I NON-CONF.	8- 3	65	6- 0	246	296	96	96	8	8	

TOTALS	RPI 1-25	RPI 26-50	W-L RECORDS	RPI 51-100	RPI 101-999	RPI 201+				
10- 7	0- 0	0- 4	OVERALL	1- 0	9- 3	6- 1				
7- 2	0- 0	0- 1	HOME	0- 0	7- 1	5- 1				
2- 5	0- 0	0- 3	AWAY	1- 0	1- 2	1- 0				
1- 0	0- 0	0- 0	NEUTRAL	0- 0	1- 0	0- 0				
8- 3	0- 0	0- 1	NON-CONFERENCE	1- 0	7- 2	5- 0				
5- 0	0- 0	0- 0	HOME	0- 0	5- 0	4- 0				
2- 3	0- 0	0- 1	AWAY	1- 0	1- 2	1- 0				
1- 0	0- 0	0- 0	NEUTRAL	0- 0	1- 0	0- 0				
2- 4	0- 0	0- 3	CONFERENCE	0- 0	2- 1	1- 1				
2- 2	0- 0	0- 1	HOME	0- 0	2- 1	1- 1				
0- 2	0- 0	0- 2	AWAY	0- 0	0- 0	0- 0				
0- 0	0- 0	0- 0	NEUTRAL	0- 0	0- 0	0- 0				

RPI 1-25				RPI 26-50				RPI 51-100				RPI 101+				Team's RPI: 118	
RPI	S	Opponent	Score	RPI	S	Opponent	Score	RPI	S	Opponent	Score	RPI	S	Opponent	Score		
				27	A	Buffalo	67 72	90	A	IUPUI	96 83	112	H	Northern Ill.	67 65		
				39	A	Ball St.	61 86					119	H	Jacksonville St.	58 55		
				41	H	Central Mich.	66 84					146	A	Cincinnati	62 73		
				46	A	Purdue	66 75					160	A	Loyola Marymount	71 84		
												198	N	Denver	69 52		
												210	H	Eastern Mich.	59 74		
												231	H	Akron	75 67		
												247	H	Valparaiso	77 68		
												281	H	Detroit Mercy	91 64		
												301	A	Indiana St.	68 56		
												310	H	Canisius	72 47		
												332	H	Florida A&M	73 33		
LAST 12 Division I GAMES:																	
				210	H	Eastern Mich.	59 74	231	H	Akron	75 67						
				27	A	Buffalo	67 72	301	A	Indiana St.	68 56						
				41	H	Central Mich.	66 84	119	H	Jacksonville St.	58 55						
				39	A	Ball St.	61 86	90	A	IUPUI	96 83						
				112	H	Northern Ill.	67 65	310	H	Canisius	72 47						
				332	H	Florida A&M	73 33	198	N	Denver	69 52						

Non-Div I Games:

Miami (OH)

Michigan					Through Games Of Jan. 18, 2018						
Average RPI	Win:	152	WON-LOST	WINNING	LAST 10	STRENGTH OF	OPP. STRENGTH	TEAM	ADJ.	CONF.	ADJ CONF.
Average RPI	Loss:	11	RECORD	PCT. RANK	GAMES	SCHEDULE	OF SCHEDULE	RPI	RPI	RPI	RPI
DIV. I ONLY			16- 4	30	8- 2	47	14	26	26	3	3
DIV. I NON-CONF.			11- 2	23	5- 0	136	48	42	42	4	4

TOTALS		RPI 1-25	RPI 26-50		W-L RECORDS		RPI 51-100	RPI 101-999	RPI 201+		
16- 4	2- 3		0- 1		OVERALL	4- 0		10- 0	5- 0		
10- 2	1- 2		0- 0		HOME	2- 0		7- 0	3- 0		
6- 2	1- 1		0- 1		AWAY	2- 0		3- 0	2- 0		
0- 0	0- 0		0- 0		NEUTRAL	0- 0		0- 0	0- 0		
11- 2	1- 2		0- 0		NON-CONFERENCE	1- 0		9- 0	5- 0		
8- 1	1- 1		0- 0		HOME	0- 0		7- 0	3- 0		
3- 1	0- 1		0- 0		AWAY	1- 0		2- 0	2- 0		
0- 0	0- 0		0- 0		NEUTRAL	0- 0		0- 0	0- 0		
5- 2	1- 1		0- 1		CONFERENCE	3- 0		1- 0	0- 0		
2- 1	0- 1		0- 0		HOME	2- 0		0- 0	0- 0		
3- 1	1- 0		0- 1		AWAY	1- 0		1- 0	0- 0		
0- 0	0- 0		0- 0		NEUTRAL	0- 0		0- 0	0- 0		

RPI 1-25			RPI 26-50		Team's RPI: 26	RPI 51-100			RPI 101+		
RPI	S	Opponent	Score	RPI	S	Opponent	Score	RPI	S	Opponent	Score
2	H	Notre Dame	63 83	30	A	Iowa	72 82	73	A	Nebraska	69 64
4	A	Louisville	49 74					75	H	Penn St.	89 69
7	A	Ohio St.	84 75					78	H	Indiana	84 79
7	H	Ohio St.	71 78					85	A	Ohio	74 61
17	H	Marquette	82 76								

LAST 12 Division I GAMES:											
73	A	Nebraska	69 64	7	A	Ohio St.	84 75	107	H	George Mason	75 61
78	H	Indiana	84 79	318	H	Delaware St.	105 36	126	H	Kent St.	54 41
7	H	Ohio St.	71 78	293	H	Fort Wayne	77 45	145	H	Liberty	74 50
187	A	Wisconsin	80 57	226	H	North Florida	79 34	162	H	Oakland	78 69
30	A	Iowa	72 82	126	H	Kent St.	54 41	187	A	Wisconsin	80 57
75	H	Penn St.	89 69	17	H	Marquette	82 76	226	H	North Florida	79 34
								245	A	LIU Brooklyn	86 49
								281	A	Detroit Mercy	86 50
								293	H	Fort Wayne	77 45
								318	H	Delaware St.	105 36

Non-Div I Games:

Michigan

Average RPI Win:	158	WON-LOST	WINNING	LAST 10	STRENGTH OF	OPP. STRENGTH	TEAM	ADJ.	CONF.	ADJ CONF.
Average RPI Loss:	25	RECORD	PCT. RANK	GAMES	SCHEDULE	OF SCHEDULE	RPI	RPI	RPI	RPI
DIV. I ONLY	14- 5	57	8- 2	50	18	31	31	3	3	
DIV. I NON-CONF.	10- 3	51	5- 1	94	17	36	36	4	4	

TOTALS	RPI 1-25	RPI 26-50	W-L RECORDS	RPI 51-100	RPI 101-999	RPI 201+				
14- 5	1- 3	2- 1	OVERALL	2- 1	9- 0	4- 0				
7- 1	0- 1	1- 0	HOME	1- 0	5- 0	2- 0				
5- 3	0- 1	1- 1	AWAY	1- 1	3- 0	1- 0				
2- 1	1- 1	0- 0	NEUTRAL	0- 0	1- 0	1- 0				
10- 3	1- 2	1- 0	NON-CONFERENCE	1- 1	7- 0	4- 0				
6- 0	0- 0	1- 0	HOME	1- 0	4- 0	2- 0				
2- 2	0- 1	0- 0	AWAY	0- 1	2- 0	1- 0				
2- 1	1- 1	0- 0	NEUTRAL	0- 0	1- 0	1- 0				
4- 2	0- 1	1- 1	CONFERENCE	1- 0	2- 0	0- 0				
1- 1	0- 1	0- 0	HOME	0- 0	1- 0	0- 0				
3- 1	0- 0	1- 1	AWAY	1- 0	1- 0	0- 0				
0- 0	0- 0	0- 0	NEUTRAL	0- 0	0- 0	0- 0				

RPI 1-25				RPI 26-50				Team's RPI: 31				RPI 51-100				RPI 101+			
RPI	S	Opponent	Score	RPI	S	Opponent	Score	RPI	S	Opponent	Score	RPI	S	Opponent	Score	RPI	S	Opponent	Score
1	N	UConn	62 96	36	A	Maryl and	82 68	61	A	Mi ami (FL)	57 67	134	A	ETSU	83 74				
2	A	Notre Dame	59 90	48	H	Qui nni pi ac	74 55	78	A	Indi ana	68 46	143	H	Robert Morris	100 58				
11	H	Rutgers	58 61	50	A	Mi nnesota	77 83	93	H	Western Mi ch.	65 62	159	A	Illi noi s	67 55				
19	N	South Fla.	83 73									162	H	Oakl and	95 63				
												165	H	Northwestern	81 51				
												233	H	Col. of Charleston	107 43				
												281	A	Detroi t Mercy	97 60				
												321	H	Rhode Isl and	82 38				
												344	N	Mi ssi ssi ppi Val .	83 64				
LAST 12 Division I GAMES:																			
				36	A	Maryl and	82 68	159	A	Illi noi s	67 55								
				50	A	Mi nnesota	77 83	19	N	South Fla.	83 73								
				165	H	Northwestern	81 51	48	H	Qui nni pi ac	74 55								
				11	H	Rutgers	58 61	134	A	ETSU	83 74								
				78	A	Indi ana	68 46	321	H	Rhode Isl and	82 38								
				344	N	Mi ssi ssi ppi Val .	83 64	2	A	Notre Dame	59 90								

Non-Div I Games:

Michigan St.

Average RPI Win:	232	WON-LOST	WINNING	LAST 10	STRENGTH OF	OPP. STRENGTH	TEAM	ADJ.	CONF.	ADJ CONF.
Average RPI Loss:	66	RECORD	PCT. RANK	GAMES	SCHEDULE	OF SCHEDULE	RPI	RPI	RPI	RPI
DIV. I ONLY	11- 7	108	6- 4	174	126	103	103	18	18	
DIV. I NON-CONF.	8- 5	112	4- 3	249	76	122	122	19	19	

TOTALS	RPI 1-25	RPI 26-50	W-L RECORDS	RPI 51-100	RPI 101-999	RPI 201+				
11- 7	0- 1	0- 1	OVERALL	0- 4	11- 1	8- 0				
6- 1	0- 0	0- 0	HOME	0- 1	6- 0	5- 0				
4- 5	0- 1	0- 0	AWAY	0- 3	4- 1	2- 0				
1- 1	0- 0	0- 1	NEUTRAL	0- 0	1- 0	1- 0				
8- 5	0- 1	0- 1	NON-CONFERENCE	0- 2	8- 1	6- 0				
5- 0	0- 0	0- 0	HOME	0- 0	5- 0	4- 0				
2- 4	0- 1	0- 0	AWAY	0- 2	2- 1	1- 0				
1- 1	0- 0	0- 1	NEUTRAL	0- 0	1- 0	1- 0				
3- 2	0- 0	0- 0	CONFERENCE	0- 2	3- 0	2- 0				
1- 1	0- 0	0- 0	HOME	0- 1	1- 0	1- 0				
2- 1	0- 0	0- 0	AWAY	0- 1	2- 0	1- 0				
0- 0	0- 0	0- 0	NEUTRAL	0- 0	0- 0	0- 0				

RPI 1-25				RPI 26-50				RPI 51-100				RPI 101+				Team's RPI: 103
RPI	S	Opponent	Score	RPI	S	Opponent	Score	RPI	S	Opponent	Score	RPI	S	Opponent	Score	
4	A	Louisville	26 80	35	N	Southern California	57 72	56	A	Western Ky.	43 57	108	H	Kentucky	62 57	
								60	A	Georgia Tech	45 48	114	A	Tulane	44 62	
								95	A	Ole Miss	56 65	127	A	Vanderbilt	65 54	
								96	H	UAB	51 59	138	A	UTEP	54 45	
												217	H	North Texas	56 48	
												223	H	Troy	73 57	
												246	H	Lipscomb	72 48	
												254	A	UNC Asheville	72 57	
												292	A	UTSA	62 47	
												310	N	Canisius	55 45	
												316	H	Coppin St.	69 39	
												325	H	Tennessee Tech	58 44	

LAST 12 Division I GAMES:																
				138	A	UTEP	54 45	217	H	North Texas	56 48					
				292	A	UTSA	62 47	35	N	Southern California	57 72					
				96	H	UAB	51 59	114	A	Tulane	44 62					
				56	A	Western Ky.	43 57	223	H	Troy	73 57					
				108	H	Kentucky	62 57	4	A	Louisville	26 80					
				310	N	Canisius	55 45	316	H	Coppin St.	69 39					

Non-Div I Games:

Middle Tenn.

Average RPI Win:	232	WON-LOST	WINNING	LAST 10	STRENGTH OF	OPP. STRENGTH	TEAM	ADJ.	CONF.	ADJ CONF.
Average RPI Loss:	57	RECORD	PCT. RANK	GAMES	SCHEDULE	OF SCHEDULE	RPI	RPI	RPI	RPI
DIV. I ONLY	14- 5	57	7- 3	217	152	82	82	10	10	
DIV. I NON-CONF.	9- 3	61	4- 1	276	123	108	108	11	11	

TOTALS	RPI 1-25	RPI 26-50	W-L RECORDS	RPI 51-100	RPI 101-999	RPI 201+				
14- 5	0- 2	0- 1	OVERALL	0- 1	14- 1	9- 0				
5- 1	0- 1	0- 0	HOME	0- 0	5- 0	4- 0				
8- 3	0- 1	0- 0	AWAY	0- 1	8- 1	4- 0				
1- 1	0- 0	0- 1	NEUTRAL	0- 0	1- 0	1- 0				
9- 3	0- 1	0- 1	NON-CONFERENCE	0- 0	9- 1	6- 0				
3- 1	0- 1	0- 0	HOME	0- 0	3- 0	3- 0				
5- 1	0- 0	0- 0	AWAY	0- 0	5- 1	2- 0				
1- 1	0- 0	0- 1	NEUTRAL	0- 0	1- 0	1- 0				
5- 2	0- 1	0- 0	CONFERENCE	0- 1	5- 0	3- 0				
2- 0	0- 0	0- 0	HOME	0- 0	2- 0	1- 0				
3- 2	0- 1	0- 0	AWAY	0- 1	3- 0	2- 0				
0- 0	0- 0	0- 0	NEUTRAL	0- 0	0- 0	0- 0				

RPI 1-25				RPI 26-50				RPI 51-100				RPI 101+			
RPI	S	Opponent	Score	RPI	S	Opponent	Score	RPI	S	Opponent	Score	RPI	S	Opponent	Score
12	A	Green Bay	29 52	42	N	Houston	59 74	86	A	Wright St.	51 56	106	H	Cleveland St.	79 72
17	H	Marquette	68 83									117	A	Western Ill.	77 67
												128	A	Drake	73 77
												162	A	Oakland	74 62
												165	A	Northwestern	66 57
												187	A	Wisconsin	67 64
												230	N	CSUN	58 50
												243	H	Illinois St.	61 59
												263	A	Northern Ky.	52 49
												265	H	North Dakota St.	74 38
												267	H	Youngstown St.	62 61
												286	H	Loyola Chicago	63 41
												293	A	Fort Wayne	60 48
												327	A	Ill.-Chicago	76 53
												335	A	Chicago St.	84 59

LAST 12 Division I GAMES:															
327	A	Ill.-Chicago	76 53	162	A	Oakland	74 62	335	A	Chicago St.	84 59	17	H	Marquette	68 83
267	H	Youngstown St.	62 61	293	A	Fort Wayne	60 48	243	H	Illinois St.	61 59	12	A	Green Bay	29 52
106	H	Cleveland St.	79 72	263	A	Northern Ky.	52 49					86	A	Wright St.	51 56

Non-Div I Games:

Milwaukee

Average RPI	Win:	168	WON-LOST	WINNING	LAST 10	STRENGTH OF	OPP. STRENGTH	TEAM	ADJ.	CONF.	ADJ CONF.
Average RPI	Loss:	74	RECORD	PCT. RANK	GAMES	SCHEDULE	OF SCHEDULE	RPI	RPI	RPI	RPI
DIV. I ONLY		15- 5	50	6- 4	114	59	50	50	3	3	
DIV. I NON-CONF.		11- 2	23	4- 1	240	142	56	56	4	4	

TOTALS	RPI 1-25		RPI 26-50		W-L RECORDS		RPI 51-100		RPI 101-999		RPI 201+
15- 5	0- 2		1- 0		OVERALL		1- 2		13- 1		4- 0
9- 1	0- 0		1- 0		HOME		0- 1		8- 0		3- 0
5- 4	0- 2		0- 0		AWAY		1- 1		4- 1		1- 0
1- 0	0- 0		0- 0		NEUTRAL		0- 0		1- 0		0- 0
11- 2	0- 0		0- 0		NON-CONFERENCE		0- 1		11- 1		4- 0
7- 0	0- 0		0- 0		HOME		0- 0		7- 0		3- 0
3- 2	0- 0		0- 0		AWAY		0- 1		3- 1		1- 0
1- 0	0- 0		0- 0		NEUTRAL		0- 0		1- 0		0- 0
4- 3	0- 2		1- 0		CONFERENCE		1- 1		2- 0		0- 0
2- 1	0- 0		1- 0		HOME		0- 1		1- 0		0- 0
2- 2	0- 2		0- 0		AWAY		1- 0		1- 0		0- 0
0- 0	0- 0		0- 0		NEUTRAL		0- 0		0- 0		0- 0

RPI	S	Opponent	Score	RPI	S	Opponent	Score	Team's RPI: 50	RPI	S	Opponent	Score	RPI	S	Opponent	Score
7	A	Ohio St.	75 91	31	H	Michigan St.	83 77		73	H	Nebraska	74 79	101	N	Wake Forest	93 81
11	A	Rutgers	70 80						75	A	Penn St.	91 71	104	A	UNLV	79 72
									88	A	North Carolina	83 88	141	H	Xavier	74 62
													154	A	Georgetown	73 63
													164	H	Lehigh	107 73
													165	A	Northwestern	90 63
													168	H	Cal Poly	112 68
													172	H	Boston College	78 68
													187	H	Wisconsin	90 65
													189	A	San Diego	69 72
													210	H	Eastern Mich.	80 56
													221	H	UC Riverside	101 75
													307	H	VCU	108 63
													321	A	Rhode Island	82 60
LAST 12 Division I GAMES:																
11	A	Rutgers	70 80	187	H	Wisconsin	90 65		221	H	UC Riverside	101 75				
75	A	Penn St.	91 71	168	H	Cal Poly	112 68		189	A	San Diego	69 72				
31	H	Michigan St.	83 77	154	A	Georgetown	73 63		210	H	Eastern Mich.	80 56				
7	A	Ohio St.	75 91													
73	H	Nebraska	74 79													
165	A	Northwestern	90 63													

Non-Div I Games:

Minnesota

Average RPI Win:	101	WON-LOST	WINNING	LAST 10	STRENGTH OF	OPP. STRENGTH	TEAM	ADJ.	CONF.	ADJ CONF.
Average RPI Loss:	0	RECORD	PCT. RANK	GAMES	SCHEDULE	OF SCHEDULE	RPI	RPI	RPI	RPI
DIV. I ONLY	19- 0	1	10- 0	14	27	3	3	2	2	
DIV. I NON-CONF.	14- 0	1	7- 0	44	27	3	3	2	2	

TOTALS	RPI 1-25	RPI 26-50	W-L RECORDS	RPI 51-100	RPI 101-999	RPI 201+				
19- 0	5- 0	3- 0	OVERALL	4- 0	7- 0	2- 0				
11- 0	1- 0	2- 0	HOME	4- 0	4- 0	2- 0				
3- 0	1- 0	1- 0	AWAY	0- 0	1- 0	0- 0				
5- 0	3- 0	0- 0	NEUTRAL	0- 0	2- 0	0- 0				
14- 0	4- 0	2- 0	NON-CONFERENCE	1- 0	7- 0	2- 0				
8- 0	1- 0	2- 0	HOME	1- 0	4- 0	2- 0				
1- 0	0- 0	0- 0	AWAY	0- 0	1- 0	0- 0				
5- 0	3- 0	0- 0	NEUTRAL	0- 0	2- 0	0- 0				
5- 0	1- 0	1- 0	CONFERENCE	3- 0	0- 0	0- 0				
3- 0	0- 0	0- 0	HOME	3- 0	0- 0	0- 0				
2- 0	1- 0	1- 0	AWAY	0- 0	0- 0	0- 0				
0- 0	0- 0	0- 0	NEUTRAL	0- 0	0- 0	0- 0				

RPI	S	Opponent	Score	RPI	S	Opponent	Score	RPI	S	Opponent	Score	RPI	S	Opponent	Score
5	H	Oregon	90 79	43	H	Oklahoma St.	79 76	67	H	Alabama	75 61	104	A	UNLV	103 63
12	N	Green Bay	67 46	44	H	Virginia	68 53	80	H	Arkansas	111 69	135	H	Little Rock	86 48
22	N	Arizona St.	65 57	45	A	LSU	83 70	81	H	Maine	83 43	148	N	Louisiana	94 37
24	A	Georgia	86 62					95	H	Ole Miss	76 45	152	H	Southern Miss.	91 56
25	N	Syracuse	76 65									176	N	Columbia	90 54
												311	H	Georgia St.	106 50
												344	H	Mississippi Val.	112 36

LAST 12 Division I GAMES:															
95	H	Ole Miss	76 45	67	H	Alabama	75 61	104	A	UNLV	103 63	81	H	Maine	83 43
45	A	LSU	83 70	80	H	Arkansas	111 69	5	H	Oregon	90 79	135	H	Little Rock	86 48
24	A	Georgia	86 62	43	H	Oklahoma St.	79 76								
344	H	Mississippi Val.	112 36												
25	N	Syracuse	76 65												

Non-Div I Games:

Mississippi St.

Average RPI Win:	0	WON-LOST	WINNING	LAST 10	STRENGTH OF	OPP. STRENGTH	TEAM	ADJ.	CONF.	ADJ CONF.
Average RPI Loss:	188	RECORD	PCT. RANK	GAMES	SCHEDULE	OF SCHEDULE	RPI	RPI	RPI	RPI
DIV. I ONLY	0- 17	345	0- 10	252	258	344	344	32	32	
DIV. I NON-CONF.	0- 12	337	0- 7	93	182	309	309	32	32	

TOTALS	RPI 1-25	RPI 26-50	W-L RECORDS	RPI 51-100	RPI 101-999	RPI 201+				
0- 17	0- 1	0- 1	OVERALL	0- 3	0- 12	0- 9				
0- 4	0- 0	0- 0	HOME	0- 0	0- 4	0- 4				
0- 8	0- 0	0- 0	AWAY	0- 0	0- 0	0- 0				
0- 5	0- 0	0- 1	NEUTRAL	0- 1	0- 3	0- 2				
0- 12	0- 1	0- 1	NON-CONFERENCE	0- 3	0- 7	0- 4				
0- 1	0- 0	0- 0	HOME	0- 0	0- 1	0- 1				
0- 6	0- 1	0- 0	AWAY	0- 2	0- 3	0- 1				
0- 5	0- 0	0- 1	NEUTRAL	0- 1	0- 3	0- 2				
0- 5	0- 0	0- 0	CONFERENCE	0- 0	0- 5	0- 5				
0- 3	0- 0	0- 0	HOME	0- 0	0- 3	0- 3				
0- 2	0- 0	0- 0	AWAY	0- 0	0- 2	0- 2				
0- 0	0- 0	0- 0	NEUTRAL	0- 0	0- 0	0- 0				

RPI 1-25				RPI 26-50				RPI 51-100				RPI 101+ Team's RPI: 344			
RPI	S	Opponent	Score	RPI	S	Opponent	Score	RPI	S	Opponent	Score	RPI	S	Opponent	Score
3	A	Mi ssi ssi ppi St.	36 112	31	N	Mi chi gan St.	64 83	56	A	Western Ky.	48 87	111	A	Col orado	48 85
								62	N	Dayton	46 65	128	N	Drake	60 96
								96	A	UAB	72 87	152	A	Southern Mi ss.	69 84
												212	H	Southern U.	54 70
												253	H	Ni chol l s St.	57 62
												268	A	Al abama A&M	48 65
												291	H	Al corn	70 76
												292	N	UTSA	55 68
												297	N	Massachusetts	46 85
												306	A	Murray St.	63 64
												308	A	Al abama St.	41 76
												336	H	Ark. -Pi ne Bl uff	59 64

LAST 12 Di vi si on I GAMES:															
291	H	Al corn	70 76	212	H	Southern U.	54 70								
268	A	Al abama A&M	48 65	62	N	Dayton	46 65								
308	A	Al abama St.	41 76	306	A	Murray St.	63 64								
336	H	Ark. -Pi ne Bl uff	59 64	253	H	Ni chol l s St.	57 62								
3	A	Mi ssi ssi ppi St.	36 112	56	A	Western Ky.	48 87								
31	N	Mi chi gan St.	64 83	297	N	Massachusetts	46 85								

Non-Di v I Games:

RPI 1-25					
RPI	S	Opponent	Score		
18	H	South Carolina	83	74	
23	A	California	55	52	
Team's RPI: 13					
RPI 26-50					
RPI	S	Opponent	Score		
45	H	LSU	65	69	
48	N	Quinnipiac	66	51	
RPI 51-100					
RPI	S	Opponent	Score		
56	N	Western Ky.	76	79	
67	A	Alabama	62	56	
68	H	Kansas St.	73	59	
78	N	Indiana	75	55	
86	H	Wright St.	82	80	
95	A	Ole Miss	67	48	
RPI 101+					
RPI	S	Opponent	Score		
120	H	Saint Louis	70	58	
123	A	Missouri St.	69	59	
127	A	Vanderbilt	81	70	
141	N	Xavier	74	48	
150	H	SIUE	78	48	
159	H	Illinois	72	55	
182	H	New Orleans	81	45	
316	N	Coppin St.	73	50	
LAST 12 Division I GAMES:					
127	A	Vanderbilt	81	70	
18	H	South Carolina	83	74	
45	H	LSU	65	69	
67	A	Alabama	62	56	
159	H	Illinois	72	55	
141	N	Xavier	74	48	
95	A	Ole Miss	67	48	
78	N	Indiana	75	55	
150	H	SIUE	78	48	
120	H	Saint Louis	70	58	
182	H	New Orleans	81	45	
68	H	Kansas St.	73	59	

Missouri

M
i
s
s
o
u
r
i
s
t
.

Missouri St.				Through Games Of Jan. 18, 2018							
Average RPI	Win:	227	WON-LOST	WINNING	LAST 10	STRENGTH OF	OPP. STRENGTH	TEAM	ADJ.	CONF.	ADJ CONF.
Average RPI	Loss:	88	RECORD	PCT. RANK	GAMES	SCHEDULE	OF SCHEDULE	RPI	RPI	RPI	RPI
DIV. I ONLY		8- 8		165	8- 2	107	144	123	123	24	24
DIV. I NON-CONF.		3- 7		254	3- 3	17	72	159	159	22	22

TOTALS	RPI 1-25		RPI 26-50		W-L RECORDS	RPI 51-100		RPI 101-999		RPI 201+	
8- 8	0- 2		0- 1		OVERALL	0- 1		8- 4		3- 0	
4- 2	0- 1		0- 0		HOME	0- 0		4- 1		0- 0	
4- 4	0- 0		0- 1		AWAY	0- 1		4- 2		3- 0	
0- 2	0- 1		0- 0		NEUTRAL	0- 0		0- 1		0- 0	
3- 7	0- 2		0- 1		NON-CONFERENCE	0- 1		3- 3		0- 0	
3- 1	0- 1		0- 0		HOME	0- 0		3- 0		0- 0	
0- 4	0- 0		0- 1		AWAY	0- 1		0- 2		0- 0	
0- 2	0- 1		0- 0		NEUTRAL	0- 0		0- 1		0- 0	
5- 1	0- 0		0- 0		CONFERENCE	0- 0		5- 1		3- 0	
1- 1	0- 0		0- 0		HOME	0- 0		1- 1		0- 0	
4- 0	0- 0		0- 0		AWAY	0- 0		4- 0		3- 0	
0- 0	0- 0		0- 0		NEUTRAL	0- 0		0- 0		0- 0	

RPI 1-25				RPI 26-50				RPI 51-100				RPI 101+ Team's RPI: 123			
RPI	S	Opponent	Score	RPI	S	Opponent	Score	RPI	S	Opponent	Score	RPI	S	Opponent	Score
13	H	Missouri	59 69	39	A	Ball St.	58 70	67	A	Alabama	61 65	121	N	Penn	60 65
16	N	Baylor	58 100									128	H	Drake	68 80
												135	A	Little Rock	51 63
												165	H	Northwestern	90 59
												181	A	Wichi ta St.	58 72
												181	H	Wichi ta St.	94 71
												184	A	Bradley	71 65
												195	H	UNI	62 52
												201	H	Oral Roberts	76 66
												243	A	Illinois St.	56 50
												301	A	Indiana St.	77 63
												347	A	Evansville	95 65

LAST 12 Division I GAMES:															
243	A	Illinois St.	56 50	184	A	Bradley	71 65	165	H	Northwestern	90 59	201	H	Oral Roberts	76 66
195	H	UNI	62 52					181	H	Wichi ta St.	94 71	135	A	Little Rock	51 63
128	H	Drake	68 80					181	A	Wichi ta St.	58 72				
347	A	Evansville	95 65												
301	A	Indiana St.	77 63												
67	A	Alabama	61 65												

Non-Div I Games: Central Mo. 62 36

Missouri St.

Average RPI Win:	290	WON-LOST	WINNING	LAST 10	STRENGTH OF	OPP. STRENGTH	TEAM	ADJ.	CONF.	ADJ CONF.
Average RPI Loss:	138	RECORD	PCT. RANK	GAMES	SCHEDULE	OF SCHEDULE	RPI	RPI	RPI	RPI
DIV. I ONLY	4- 12	289	2- 8	145	264	258	258	25	25	
DIV. I NON-CONF.	2- 9	295	1- 6	45	273	241	241	25	25	

TOTALS	RPI 1-25	RPI 26-50	W-L RECORDS	RPI 51-100	RPI 101-999	RPI 201+				
4- 12	0- 0	0- 1	OVERALL	0- 4	4- 7	4- 2				
2- 5	0- 0	0- 1	HOME	0- 3	2- 1	2- 0				
1- 7	0- 0	0- 0	AWAY	0- 1	1- 6	1- 2				
1- 0	0- 0	0- 0	NEUTRAL	0- 0	1- 0	1- 0				
2- 9	0- 0	0- 0	NON-CONFERENCE	0- 4	2- 5	2- 1				
1- 4	0- 0	0- 0	HOME	0- 3	1- 1	1- 0				
0- 5	0- 0	0- 0	AWAY	0- 1	0- 4	0- 1				
1- 0	0- 0	0- 0	NEUTRAL	0- 0	1- 0	1- 0				
2- 3	0- 0	0- 1	CONFERENCE	0- 0	2- 2	2- 1				
1- 1	0- 0	0- 1	HOME	0- 0	1- 0	1- 0				
1- 2	0- 0	0- 0	AWAY	0- 0	1- 2	1- 1				
0- 0	0- 0	0- 0	NEUTRAL	0- 0	0- 0	0- 0				

RPI S Opponent	Score	RPI S Opponent	Score	RPI S Opponent	Score	RPI S Opponent	Score
		48 Qui nni pi ac	55 76	52 Al bany (NY)	44 68	115 Jacksonville	65 74
				63 Vi rgi ni a Tech	34 84	125 Cl emson	54 57
				84 Navy	49 73	143 Robert Morris	38 56
				91 George Washi ngton	45 59	164 Lehi gh	57 75
						194 Marist	46 69
						226 N North Florida	67 57
						259 Sacred Heart	69 64
						277 Fai rfi el d	55 61
						295 Fai rlei gh Di ckin son	61 78
						334 Iona	62 56
						339 Saint Peter's	51 44
LAST 12 Di vi si on I GAMES:							
334 Iona	62 56	48 Qui nni pi ac	55 76	295 Fai rlei gh Di ckin son	61 78		
339 Saint Peter's	51 44	143 Robert Morris	38 56	84 Navy	49 73		
277 Fairfi el d	55 61	226 N North Florida	67 57	115 Jacksonville	65 74		
194 Marist	46 69						
91 George Washi ngton	45 59						
63 Vi rgi ni a Tech	34 84						

Non-Di v I Games:

Monmouth

Average RPI	Win: 254	WON-LOST	WINNING	LAST 10	STRENGTH OF	OPP. STRENGTH	TEAM	ADJ.	CONF.	ADJ CONF.
Average RPI	Loss: 120	RECORD	PCT. RANK	GAMES	SCHEDULE	OF SCHEDULE	RPI	RPI	RPI	RPI
DIV. I ONLY	8- 8	165	6- 3	270	160	241	241	19	19	
DIV. I NON-CONF.	3- 7	254	3- 2	199	202	286	286	14	14	

TOTALS	RPI 1-25	RPI 26-50	W-L RECORDS	RPI 51-100	RPI 101-999	RPI 201+				
8- 8	0- 1	0- 1	OVERALL	0- 2	8- 4	5- 2				
7- 3	0- 0	0- 0	HOME	0- 1	7- 2	5- 1				
1- 3	0- 0	0- 1	AWAY	0- 1	1- 1	0- 0				
0- 2	0- 1	0- 0	NEUTRAL	0- 0	0- 1	0- 1				
3- 7	0- 1	0- 0	NON-CONFERENCE	0- 2	3- 4	2- 2				
3- 3	0- 0	0- 0	HOME	0- 1	3- 2	2- 1				
0- 2	0- 0	0- 0	AWAY	0- 1	0- 1	0- 0				
0- 2	0- 1	0- 0	NEUTRAL	0- 0	0- 1	0- 1				
5- 1	0- 0	0- 1	CONFERENCE	0- 0	5- 0	3- 0				
4- 0	0- 0	0- 0	HOME	0- 0	4- 0	3- 0				
1- 1	0- 0	0- 1	AWAY	0- 0	1- 0	0- 0				
0- 0	0- 0	0- 0	NEUTRAL	0- 0	0- 0	0- 0				

RPI	S	Opponent	Score	RPI	S	Opponent	Score	RPI	S	Opponent	Score	RPI	S	Opponent	Score	Team's RPI: 241
17	N	Marquette	68 87	33	A	Northern Colo.	50 68	54	H	Gonzaga	55 70	108	H	Kentucky	54 71	
								55	A	Wyoming	62 67	140	H	SFA	60 52	
												173	H	Portland St.	69 53	
												178	A	Fresno St.	58 61	
												179	A	North Dakota	54 43	
												214	H	Seattle U	64 78	
												269	H	Sacramento St.	68 59	
												301	N	Indiana St.	45 57	
												303	H	Southern Utah	81 71	
												312	H	Cal St. Fullerton	68 47	
												320	H	Northern Ariz.	70 62	
												333	H	Long Beach St.	67 60	

LAST 12 Division I GAMES:																
269	H	Sacramento St.	68 59	173	H	Portland St.	69 53									
33	A	Northern Colo.	50 68	178	A	Fresno St.	58 61									
179	A	North Dakota	54 43	140	H	SFA	60 52									
303	H	Southern Utah	81 71	333	H	Long Beach St.	67 60									
320	H	Northern Ariz.	70 62	312	H	Cal St. Fullerton	68 47									
214	H	Seattle U	64 78	17	N	Marquette	68 87									

Non-Div I Games: Rocky Mountain 54 38

Montana

RPI 1-25				RPI 26-50				RPI 51-100				RPI 101+				Team's RPI: 229	
RPI	S	Opponent	Score	RPI	S	Opponent	Score	RPI	S	Opponent	Score	RPI	S	Opponent	Score		
				33	A	Northern Colo.	69 82	55	H	Wyomi ng	50 46	110	A	BYU	54 75		
				35	A	Southern Cali forni a	47 98					140	H	SFA	59 54		
												173	H	Portland St.	60 69		
												179	A	North Dakota	70 79		
												185	N	Nevada	53 67		
												234	A	Hawai i	75 81		
												238	A	Omaha	53 64		
												269	H	Sacramento St.	85 50		
												296	N	Utah St.	64 52		
												303	H	Southern Utah	91 71		
												320	H	Northern Ariz.	81 39		
												333	A	Long Beach St.	62 51		
LAST 12 Division I GAMES:																	
				173	H	Portland St.	60 69	269	H	Sacramento St.	85 50						
				179	A	North Dakota	70 79	140	H	SFA	59 54						
				33	A	Northern Colo.	69 82	234	A	Hawai i	75 81						
				320	H	Northern Ariz.	81 39	185	N	Nevada	53 67						
				303	H	Southern Utah	91 71	296	N	Utah St.	64 52						
				110	A	BYU	54 75	55	H	Wyomi ng	50 46						

Montana St.

Page 178

Average RPI Win:	279	WON-LOST	WINNING	LAST 10	STRENGTH OF	OPP. STRENGTH	TEAM	ADJ.	CONF.	ADJ CONF.
Average RPI Loss:	136	RECORD	PCT. RANK	GAMES	SCHEDULE	OF SCHEDULE	RPI	RPI	RPI	RPI
DIV. I ONLY	11- 7	108	6- 4	342	214	224	224	26	26	
DIV. I NON-CONF.	7- 4	102	4- 1	337	262	229	229	27	27	
<hr/>										
TOTALS	RPI 1-25	RPI 26-50	W-L RECORDS	RPI 51-100	RPI 101-999	RPI 201+				
11- 7	0- 0	0- 1	OVERALL	0- 0	11- 6	10- 1				
3- 4	0- 0	0- 0	HOME	0- 0	3- 4	2- 1				
8- 3	0- 0	0- 0	AWAY	0- 0	8- 0	8- 0				
0- 0	0- 0	0- 0	NEUTRAL	0- 0	0- 0	0- 0				
7- 4	0- 0	0- 1	NON-CONFERENCE	0- 0	7- 3	6- 1				
2- 2	0- 0	0- 0	HOME	0- 0	2- 2	1- 1				
5- 2	0- 0	0- 1	AWAY	0- 0	5- 1	5- 0				
0- 0	0- 0	0- 0	NEUTRAL	0- 0	0- 0	0- 0				
4- 3	0- 0	0- 0	CONFERENCE	0- 0	4- 3	4- 0				
1- 2	0- 0	0- 0	HOME	0- 0	1- 2	1- 0				
3- 1	0- 0	0- 0	AWAY	0- 0	3- 1	3- 0				
0- 0	0- 0	0- 0	NEUTRAL	0- 0	0- 0	0- 0				

RPI 1-25				RPI 26-50				RPI 51-100				RPI 101+ Team's RPI: 224			
RPI	S	Opponent	Score	RPI	S	Opponent	Score	RPI	S	Opponent	Score	RPI	S	Opponent	Score
				40	A	West Virginia	56 66					108	A	Kentucky	53 86
												119	A	Jacksonville St.	64 70
												119	H	Jacksonville St.	65 67
												150	H	SIUE	51 66
												169	H	Southern Ill.	85 81
												188	H	Gardner-Webb	60 68
												208	A	Southeast Mo. St.	59 56
												226	H	North Florida	56 61
												242	A	UT Martin	81 76
												246	A	Lipscomb	75 55
												269	H	Sacramento St.	75 71
												279	A	St. Francis Brooklyn	73 59
												310	A	Canisius	76 52
												325	A	Tennessee Tech	74 67
												335	A	Chicago St.	79 40
												340	H	Eastern Ill.	89 81
												347	A	Evansville	82 75
<hr/>															
LAST 12 Division I GAMES:															
				242	A	UT Martin	81 76					119	H	Jacksonville St.	65 67
				208	A	Southeast Mo. St.	59 56					40	A	West Virginia	56 66
				150	H	SIUE	51 66					279	A	St. Francis Brooklyn	73 59
				340	H	Eastern Ill.	89 81					310	A	Canisius	76 52
				119	A	Jacksonville St.	64 70					347	A	Evansville	82 75
				325	A	Tennessee Tech	74 67					246	A	Lipscomb	75 55

Non-Div I Games: Brescia 120 41 Ky. Christian 115 39

Morehead St.

Average RPI Win: 315
Average RPI Loss: 156

WON-LOST
RECORD

WINNING
PCT. RANK

LAST 10
GAMES

STRENGTH OF
SCHEDULE

OPP. STRENGTH
OF SCHEDULE

TEAM
RPI

ADJ.
RPI

CONF.
RPI

ADJ CONF.
RPI

DIV. I ONLY	8- 8	165	5- 5	334	305	251	251	31	31
DIV. I NON-CONF.	5- 6	187	4- 3	265	236	206	206	31	31

TOTALS	RPI 1-25	RPI 26-50	W-L RECORDS	RPI 51-100	RPI 101-999	RPI 201+			
8- 8	0- 1	0- 2	OVERALL	0- 1	8- 4	8- 3			
6- 0	0- 0	0- 0	HOME	0- 0	6- 0	6- 0			
2- 7	0- 0	0- 0	AWAY	0- 0	2- 0	2- 0			
0- 1	0- 0	0- 1	NEUTRAL	0- 0	0- 0	0- 0			
5- 6	0- 1	0- 2	NON-CONFERENCE	0- 1	5- 2	5- 1			
3- 0	0- 0	0- 0	HOME	0- 0	3- 0	3- 0			
2- 5	0- 1	0- 1	AWAY	0- 1	2- 2	2- 1			
0- 1	0- 0	0- 1	NEUTRAL	0- 0	0- 0	0- 0			
3- 2	0- 0	0- 0	CONFERENCE	0- 0	3- 2	3- 2			
3- 0	0- 0	0- 0	HOME	0- 0	3- 0	3- 0			
0- 2	0- 0	0- 0	AWAY	0- 0	0- 2	0- 2			
0- 0	0- 0	0- 0	NEUTRAL	0- 0	0- 0	0- 0			

RPI 1-25				RPI 26-50				RPI 51-100				RPI 101+ Team's RPI: 251			
RPI	S	Opponent	Score	RPI	S	Opponent	Score	RPI	S	Opponent	Score	RPI	S	Opponent	Score
25	A	Syracuse	68 95	30	N	Iowa	46 90	62	A	Dayton	52 88	174	A	Colorado St.	44 60
				40	A	West Virginia	41 84					262	H	Mt. St. Mary's	75 67
												266	A	N. C. A&T	60 67
												275	H	FIU	62 51
												302	A	Central Conn. St.	61 41
												309	H	UMES	63 50
												323	A	N. C. Central	57 60
												331	A	Marshall	68 73
												332	H	Florida A&M	61 56
												345	H	Savannah St.	73 67
												346	H	NJIT	55 43
												348	A	UMass Lowell	65 59
LAST 12 Division I GAMES:															
266	A	N. C. A&T	60 67	323	A	N. C. Central	57 60								
345	H	Savannah St.	73 67	40	A	West Virginia	41 84								
332	H	Florida A&M	61 56	331	A	Marshall	68 73								
309	H	UMES	63 50	275	H	FIU	62 51								
348	A	UMass Lowell	65 59	346	H	NJIT	55 43								
174	A	Colorado St.	44 60	302	A	Central Conn. St.	61 41								

Non-Div I Games: Cheyney 123 53 Lincoln (PA) 60 41

Morgan St.

Loss, Non-Conf, S Site, H Home A Away N Neutral

Average RPI Win: **283**
 Average RPI Loss: **196**

WON-LOST
RECORD

WINNING
PCT. RANK

LAST 10
GAMES

STRENGTH OF
SCHEDULE

OPP. STRENGTH
OF SCHEDULE

TEAM
RPI

ADJ.
RPI

CONF.
RPI

ADJ CONF.
RPI

DIV. I ONLY	6- 11	251	5- 5	299	266	262	262	28	28
DIV. I NON-CONF.	3- 8	268	3- 3	241	197	264	264	28	28

TOTALS	RPI 1-25	RPI 26-50	W-L RECORDS	RPI 51-100	RPI 101-999	RPI 201+			
6- 11	0- 1	0- 1	OVERALL	0- 0	6- 9	6- 6			
3- 2	0- 0	0- 0	HOME	0- 0	3- 2	3- 1			
3- 9	0- 0	0- 0	AWAY	0- 0	3- 0	3- 0			
0- 0	0- 0	0- 0	NEUTRAL	0- 0	0- 0	0- 0			
3- 8	0- 1	0- 1	NON-CONFERENCE	0- 0	3- 6	3- 3			
2- 1	0- 0	0- 0	HOME	0- 0	2- 1	2- 0			
1- 7	0- 1	0- 1	AWAY	0- 0	1- 5	1- 3			
0- 0	0- 0	0- 0	NEUTRAL	0- 0	0- 0	0- 0			
3- 3	0- 0	0- 0	CONFERENCE	0- 0	3- 3	3- 3			
1- 1	0- 0	0- 0	HOME	0- 0	1- 1	1- 1			
2- 2	0- 0	0- 0	AWAY	0- 0	2- 2	2- 2			
0- 0	0- 0	0- 0	NEUTRAL	0- 0	0- 0	0- 0			

RPI 1-25				RPI 26-50				RPI 51-100				RPI 101+ Team's RPI: 262			
RPI	S	Opponent	Score	RPI	S	Opponent	Score	RPI	S	Opponent	Score	RPI	S	Opponent	Score
2	A	Notre Dame	65 121	36	A	Maryland	57 97					141	A	Xavier	45 66
												164	A	Lehigh	71 75
												188	H	Gardner-Webb	67 75
												235	H	Loyola Maryland	71 63
												245	A	LIU Brooklyn	48 53
												251	A	Morgan St.	67 75
												259	H	Sacred Heart	52 82
												271	H	Rider	82 78
												277	A	Fairfield	65 76
												279	A	St. Francis Brooklyn	73 82
												287	A	Bryant	68 63
												295	H	Fairleigh Dickinson	55 52
												302	A	Central Conn. St.	68 56
												309	A	UMES	66 63
												316	A	Coppin St.	54 68

LAST 12 Division I GAMES:															
279	A	St. Francis Brooklyn	73 82	245	A	LIU Brooklyn	48 53								
295	H	Fairleigh Dickinson	55 52	188	H	Gardner-Webb	67 75								
259	H	Sacred Heart	52 82	271	H	Rider	82 78								
287	A	Bryant	68 63	36	A	Maryland	57 97								
302	A	Central Conn. St.	68 56	235	H	Loyola Maryland	71 63								
309	A	UMES	66 63	164	A	Lehigh	71 75								

Non-Div I Games:

Mt. St. Mary's

Average RPI Win:	300	WON-LOST	WINNING	LAST 10	STRENGTH OF	OPP. STRENGTH	TEAM	ADJ.	CONF.	ADJ CONF.
Average RPI Loss:	161	RECORD	PCT. RANK	GAMES	SCHEDULE	OF SCHEDULE	RPI	RPI	RPI	RPI
DIV. I ONLY	5- 12	278	3- 6	315	186	306	306	26	26	
DIV. I NON-CONF.	3- 7	254	2- 2	318	207	299	299	27	27	

TOTALS	RPI 1-25	RPI 26-50	W-L RECORDS	RPI 51-100	RPI 101-999	RPI 201+				
5- 12	0- 1	0- 0	OVERALL	0- 3	5- 8	5- 5				
3- 5	0- 0	0- 0	HOME	0- 1	3- 4	3- 2				
2- 7	0- 1	0- 0	AWAY	0- 2	2- 4	2- 3				
0- 0	0- 0	0- 0	NEUTRAL	0- 0	0- 0	0- 0				
3- 7	0- 1	0- 0	NON-CONFERENCE	0- 2	3- 4	3- 3				
2- 2	0- 0	0- 0	HOME	0- 1	2- 1	2- 0				
1- 5	0- 1	0- 0	AWAY	0- 1	1- 3	1- 3				
0- 0	0- 0	0- 0	NEUTRAL	0- 0	0- 0	0- 0				
2- 5	0- 0	0- 0	CONFERENCE	0- 1	2- 4	2- 2				
1- 3	0- 0	0- 0	HOME	0- 0	1- 3	1- 2				
1- 2	0- 0	0- 0	AWAY	0- 1	1- 1	1- 0				
0- 0	0- 0	0- 0	NEUTRAL	0- 0	0- 0	0- 0				

RPI 1-25				RPI 26-50				RPI 51-100				RPI 101+ Team's RPI: 306			
RPI	S	Opponent	Score	RPI	S	Opponent	Score	RPI	S	Opponent	Score	RPI	S	Opponent	Score
4	A	Louisville	51 115					67	A	Alabama	47 68	119	A	Jacksonville St.	65 97
								71	A	Belmont	65 70	134	H	ETSU	68 96
								79	H	Butler	59 88	150	H	SIUE	70 75
												208	H	Southeast Mo. St.	74 85
												227	A	UNCG	63 52
												242	H	UT Martin	80 97
												246	A	Lipscomb	64 65
												263	H	Northern Ky.	98 87
												268	A	Alabama A&M	54 71
												325	A	Tennessee Tech	72 63
												340	H	Eastern Ill.	72 61
												344	H	Mississippi Val.	64 63
												347	A	Evansville	81 89

LAST 12 Division I GAMES:															
325	A	Tennessee Tech	72 63	71	A	Belmont	65 70								
119	A	Jacksonville St.	65 97	67	A	Alabama	47 68								
242	H	UT Martin	80 97	344	H	Mississippi Val.	64 63								
208	H	Southeast Mo. St.	74 85	227	A	UNCG	63 52								
150	H	SIUE	70 75	268	A	Alabama A&M	54 71								
340	H	Eastern Ill.	72 61	134	H	ETSU	68 96								

Non-Div I Games: Bethel (TN) 81 76

Murray St.

Loss,
Non-Conf,
S Site,
H Home
A Away
N Neutral

N. C. A&T		WON-LOST		WINNING		LAST 10		STRENGTH OF		OPP. STRENGTH		TEAM		ADJ.		CONF.		ADJ CONF.	
Average RPI Win: 303		RECORD		PCT. RANK		GAMES		SCHEDULE		OF SCHEDULE		RPI		RPI		RPI		RPI	
Average RPI Loss: 102																			
DIV. I ONLY		6- 7		202		4- 4		301		185		266		266		31		31	
DIV. I NON-CONF.		3- 7		254		2- 5		246		135		290		290		31		31	
TOTALS		RPI 1-25		RPI 26-50		W-L RECORDS		RPI 51-100		RPI 101-999		RPI 201+							
6- 7		0- 1		0- 0		OVERALL		0- 4		6- 2		6- 1							
5- 2		0- 1		0- 0		HOME		0- 1		5- 0		5- 0							
1- 3		0- 0		0- 0		AWAY		0- 1		1- 2		1- 1							
0- 2		0- 0		0- 0		NEUTRAL		0- 2		0- 0		0- 0							
3- 7		0- 1		0- 0		NON-CONFERENCE		0- 4		3- 2		3- 1							
3- 2		0- 1		0- 0		HOME		0- 1		3- 0		3- 0							
0- 3		0- 0		0- 0		AWAY		0- 1		0- 2		0- 1							
0- 2		0- 0		0- 0		NEUTRAL		0- 2		0- 0		0- 0							
3- 0		0- 0		0- 0		CONFERENCE		0- 0		3- 0		3- 0							
2- 0		0- 0		0- 0		HOME		0- 0		2- 0		2- 0							
1- 0		0- 0		0- 0		AWAY		0- 0		1- 0		1- 0							
0- 0		0- 0		0- 0		NEUTRAL		0- 0		0- 0		0- 0							

RPI 1-25				RPI 26-50				RPI 51-100				RPI 101+				Team's RPI : 266	
RPI	S	Opponent	Score	RPI	S	Opponent	Score	RPI	S	Opponent	Score	RPI	S	Opponent	Score		
24	H	Georgia	63 73					70	N	Duquesne	60 73	113	A	Auburn	53 63		
								83	H	Elon	59 90	242	A	UT Martin	63 76		
								85	A	Ohio	65 72	251	H	Morgan St.	67 60		
								94	N	Harvard	60 64	285	H	Appalachian St.	81 56		
												316	H	Coppin St.	64 63		
												318	A	Delaware St.	66 48		
												324	H	Western Caro.	68 59		
												326	H	Ga. Southern	60 49		
LAST 12 Division I GAMES:																	
251	H	Morgan St.	67 60	316	H	Coppin St.	64 63										
318	A	Delaware St.	66 48	94	N	Harvard	60 64										
85	A	Ohio	65 72	70	N	Duquesne	60 73										
324	H	Western Caro.	68 59	285	H	Appalachian St.	81 56										
24	H	Georgia	63 73	113	A	Auburn	53 63										
242	A	UT Martin	63 76	83	H	Elon	59 90										

Non-Div I Games: Saint Augustine's 94 42 St. Andrews 90 40

N. C. A&T

Loss, Non-Conf, S Site, H Home A Away N Neutral

Average RPI Win:	309	WON-LOST	WINNING	LAST 10	STRENGTH OF	OPP. STRENGTH	TEAM	ADJ.	CONF.	ADJ CONF.
Average RPI Loss:	214	RECORD	PCT. RANK	GAMES	SCHEDULE	OF SCHEDULE	RPI	RPI	RPI	RPI
DIV. I ONLY	4- 12	289	3- 7	317	335	323	323	31	31	
DIV. I NON-CONF.	1- 11	331	0- 8	307	327	347	347	31	31	

TOTALS	RPI 1-25	RPI 26-50	W-L RECORDS	RPI 51-100	RPI 101-999	RPI 201+				
4- 12	0- 0	0- 0	OVERALL	0- 2	4- 10	4- 7				
3- 3	0- 0	0- 0	HOME	0- 1	3- 2	3- 1				
1- 9	0- 0	0- 0	AWAY	0- 1	1- 8	1- 6				
0- 0	0- 0	0- 0	NEUTRAL	0- 0	0- 0	0- 0				
1- 11	0- 0	0- 0	NON-CONFERENCE	0- 2	1- 9	1- 7				
1- 2	0- 0	0- 0	HOME	0- 1	1- 1	1- 1				
0- 9	0- 0	0- 0	AWAY	0- 1	0- 8	0- 6				
0- 0	0- 0	0- 0	NEUTRAL	0- 0	0- 0	0- 0				
3- 1	0- 0	0- 0	CONFERENCE	0- 0	3- 1	3- 0				
2- 1	0- 0	0- 0	HOME	0- 0	2- 1	2- 0				
1- 0	0- 0	0- 0	AWAY	0- 0	1- 0	1- 0				
0- 0	0- 0	0- 0	NEUTRAL	0- 0	0- 0	0- 0				

RPI 1-25				RPI 26-50				RPI 51-100				RPI 101+				Team's RPI : 323	
RPI	S	Opponent	Score	RPI	S	Opponent	Score	RPI	S	Opponent	Score	RPI	S	Opponent	Score		
								69	H	Oregon St.	44	97	147	A	Iowa St.	58	99
								83	A	Elon	50	78	174	A	Colorado St.	48	85
												186	H	Norfolk St.	60	75	
												248	A	East Carolina	61	73	
												249	A	Presbyteria n	60	69	
												251	H	Morgan St.	60	57	
												270	H	Campbel l	51	58	
												273	A	UNCW	63	89	
												280	A	Wofford	56	77	
												284	A	Coastal Caro.	65	68	
												299	A	USC Upstate	61	66	
												316	H	Coppin St.	60	52	
												318	A	Delaware St.	74	67	
												349	H	Longwood	87	75	

LAST 12 Division I GAMES:																	
316	H	Coppin St.	60	52	251	H	Morgan St.	60	57								
186	H	Norfolk St.	60	75	249	A	Presbyteria n	60	69								
318	A	Delaware St.	74	67	248	A	East Carolina	61	73								
299	A	USC Upstate	61	66	147	A	Iowa St.	58	99								
270	H	Campbel l	51	58	284	A	Coastal Caro.	65	68								
83	A	Elon	50	78	273	A	UNCW	63	89								

Non-Div I Games: Johnson & Wales (NC) 8 51

N. C. Central

N
C
S
t
a
t
e

NC State				Through Games Of Jan. 18, 2018											
Average RPI	Win:	124	WON-LOST	WINNING	LAST 10	STRENGTH OF	OPP. STRENGTH	TEAM	ADJ.	CONF.	ADJ CONF.				
Average RPI	Loss:	22	RECORD	PCT. RANK	GAMES	SCHEDULE	OF SCHEDULE	RPI	RPI	RPI	RPI				
DIV. I ONLY		15- 5	50	7- 3	15	26	21	21	1	1					
DIV. I NON-CONF.		11- 2	23	5- 0	83	56	27	27	1	1					

TOTALS		RPI 1-25	RPI 26-50		W-L RECORDS		RPI 51-100	RPI 101-999	RPI 201+						
15- 5	1- 3	0- 2		OVERALL		6- 0	8- 0	2- 0							
10- 2	1- 1	0- 1		HOME		3- 0	6- 0	1- 0							
4- 2	0- 2	0- 0		AWAY		2- 0	2- 0	1- 0							
1- 1	0- 0	0- 1		NEUTRAL		1- 0	0- 0	0- 0							
11- 2	0- 1	0- 1		NON-CONFERENCE		3- 0	8- 0	2- 0							
8- 0	0- 0	0- 0		HOME		2- 0	6- 0	1- 0							
2- 1	0- 1	0- 0		AWAY		0- 0	2- 0	1- 0							
1- 1	0- 0	0- 1		NEUTRAL		1- 0	0- 0	0- 0							
4- 3	1- 2	0- 1		CONFERENCE		3- 0	0- 0	0- 0							
2- 2	1- 1	0- 1		HOME		1- 0	0- 0	0- 0							
2- 1	0- 1	0- 0		AWAY		2- 0	0- 0	0- 0							
0- 0	0- 0	0- 0		NEUTRAL		0- 0	0- 0	0- 0							

RPI 1-25 Team's RPI: 21				RPI 26-50				RPI 51-100				RPI 101+			
RPI	S	Opponent	Score	RPI	S	Opponent	Score	RPI	S	Opponent	Score	RPI	S	Opponent	Score
4	H	Louisville	47 55	37	N	South Dakota St.	67 75	60	H	Georgia Tech	56 43	114	H	Tulane	79 55
11	A	Rutgers	53 57	44	H	Virginia	63 73	63	A	Virginia Tech	68 51	115	H	Jacksonville	64 44
14	A	Duke	56 69					67	N	Alabama	68 49	127	A	Vanderbilt	83 72
25	H	Syracuse	60 56					83	H	Elon	70 57	134	H	ETSU	70 58
								88	A	North Carolina	66 53	154	H	Georgetown	63 49
								98	H	South Ala.	71 50	156	H	Davidson	73 49
												254	H	UNC Asheville	87 55
												319	A	Old Dominion	73 56

LAST 12 Division I GAMES:															
25	H	Syracuse	60 56	88	A	North Carolina	66 53								
60	H	Georgia Tech	56 43	127	A	Vanderbilt	83 72								
14	A	Duke	56 69	83	H	Elon	70 57								
44	H	Virginia	63 73	134	H	ETSU	70 58								
4	H	Louisville	47 55	154	H	Georgetown	63 49								
63	A	Virginia Tech	68 51	114	H	Tulane	79 55								

N
C
S
t
a
t
e

Non-Div I Games:

NC State

Average RPI Win:	333	WON-LOST	WINNING	LAST 10	STRENGTH OF	OPP. STRENGTH	TEAM	ADJ.	CONF.	ADJ CONF.
Average RPI Loss:	202	RECORD	PCT. RANK	GAMES	SCHEDULE	OF SCHEDULE	RPI	RPI	RPI	RPI
DIV. I ONLY	1- 16	342	1- 8	274	320	346	346	22	22	
DIV. I NON-CONF.	1- 13	336	1- 7	285	338	346	346	20	20	

TOTALS	RPI 1-25	RPI 26-50	W-L RECORDS	RPI 51-100	RPI 101-999	RPI 201+				
1- 16	0- 0	0- 2	OVERALL	0- 0	1- 14	1- 8				
1- 7	0- 0	0- 0	HOME	0- 0	1- 7	1- 6				
0- 9	0- 0	0- 2	AWAY	0- 0	0- 7	0- 2				
0- 0	0- 0	0- 0	NEUTRAL	0- 0	0- 0	0- 0				
1- 13	0- 0	0- 1	NON-CONFERENCE	0- 0	1- 12	1- 7				
1- 6	0- 0	0- 0	HOME	0- 0	1- 6	1- 5				
0- 7	0- 0	0- 1	AWAY	0- 0	0- 6	0- 2				
0- 0	0- 0	0- 0	NEUTRAL	0- 0	0- 0	0- 0				
0- 3	0- 0	0- 1	CONFERENCE	0- 0	0- 2	0- 1				
0- 1	0- 0	0- 0	HOME	0- 0	0- 1	0- 1				
0- 2	0- 0	0- 1	AWAY	0- 0	0- 1	0- 0				
0- 0	0- 0	0- 0	NEUTRAL	0- 0	0- 0	0- 0				

RPI 1-25				RPI 26-50				RPI 51-100				RPI 101+				Team's RPI: 346
RPI	S	Opponent	Score	RPI	S	Opponent	Score	RPI	S	Opponent	Score	RPI	S	Opponent	Score	
				37	A	South Dakota St.	48 92					102	A	Dartmouth	50 81	
				38	A	FGCU	66 90					121	H	Penn	38 77	
												161	A	Stetson	55 73	
												163	A	Binghamton	36 67	
												164	A	Lehigh	50 64	
												192	A	Army West Point	49 79	
												245	H	LIU Brooklyn	49 67	
												251	A	Morgan St.	43 55	
												265	A	North Dakota St.	58 105	
												271	H	Rider	64 79	
												283	H	Cornell	46 61	
												295	H	Fairleigh Dickinson	70 74	
												299	H	USC Upstate	57 95	
												333	H	Long Beach St.	73 57	
												339	H	Saint Peter's	52 59	

LAST 12 Division I GAMES:																
				38	A	FGCU	66 90	161	A	Stetson	55 73					
				299	H	USC Upstate	57 95	163	A	Binghamton	36 67					
				283	H	Cornell	46 61	164	A	Lehigh	50 64					
				121	H	Penn	38 77	251	A	Morgan St.	43 55					
				333	H	Long Beach St.	73 57	245	H	LIU Brooklyn	49 67					
				271	H	Rider	64 79	102	A	Dartmouth	50 81					

Non-Div I Games: St. Joseph's (Brkln)106 42

NJIT

Average RPI Win:	237	WON-LOST	WINNING	LAST 10	STRENGTH OF	OPP. STRENGTH	TEAM	ADJ.	CONF.	ADJ CONF.
Average RPI Loss:	96	RECORD	PCT. RANK	GAMES	SCHEDULE	OF SCHEDULE	RPI	RPI	RPI	RPI
DIV. I ONLY	14- 3	20	7- 3	276	202	84	84	15	15	
DIV. I NON-CONF.	9- 1	20	3- 1	299	228	72	72	18	18	
<hr/>										
TOTALS	RPI 1-25	RPI 26-50	W-L RECORDS	RPI 51-100	RPI 101-999	RPI 201+				
14- 3	0- 0	0- 0	OVERALL	0- 2	14- 1	11- 0				
10- 0	0- 0	0- 0	HOME	0- 0	10- 0	8- 0				
4- 3	0- 0	0- 0	AWAY	0- 2	4- 1	3- 0				
0- 0	0- 0	0- 0	NEUTRAL	0- 0	0- 0	0- 0				
9- 1	0- 0	0- 0	NON-CONFERENCE	0- 1	9- 0	7- 0				
6- 0	0- 0	0- 0	HOME	0- 0	6- 0	5- 0				
3- 1	0- 0	0- 0	AWAY	0- 1	3- 0	2- 0				
0- 0	0- 0	0- 0	NEUTRAL	0- 0	0- 0	0- 0				
5- 2	0- 0	0- 0	CONFERENCE	0- 1	5- 1	4- 0				
4- 0	0- 0	0- 0	HOME	0- 0	4- 0	3- 0				
1- 2	0- 0	0- 0	AWAY	0- 1	1- 1	1- 0				
0- 0	0- 0	0- 0	NEUTRAL	0- 0	0- 0	0- 0				

RPI 1-25				RPI 26-50				RPI 51-100				RPI 101+			
RPI	S	Opponent	Score	RPI	S	Opponent	Score	RPI	S	Opponent	Score	RPI	S	Opponent	Score
								59	A	New Mexico	87 94	164	A	Lehigh	63 66
								65	A	American	41 46	186	H	Norfolk St.	70 51
												192	H	Army West Point	70 44
												194	A	Marist	77 70
												218	A	Holy Cross	65 58
												222	A	Richmond	76 56
												225	H	St. Bonaventure	86 48
												235	H	Loyola Maryland	73 44
												239	H	Lafayette	65 59
												245	A	LIU Brooklyn	79 47
												258	H	Monmouth	73 49
												260	H	Colgate	70 54
												265	H	North Dakota St.	67 54
												271	H	Rider	63 44
												304	H	Air Force	71 64
<hr/>															
LAST 12 Division I GAMES:															
				192	H	Army West Point	70 44	239	H	Lafayette	65 59				
				218	A	Holy Cross	65 58	245	A	LIU Brooklyn	79 47				
				260	H	Colgate	70 54	59	A	New Mexico	87 94				
				65	A	American	41 46	222	A	Richmond	76 56				
				164	A	Lehigh	63 66	258	H	Monmouth	73 49				
				235	H	Loyola Maryland	73 44	225	H	St. Bonaventure	86 48				

Non-Div I Games: Emory & Henry 88 57

Navy

Average RPI	Win:	172	WON-LOST	WINNING	LAST 10	STRENGTH OF	OPP. STRENGTH	TEAM	ADJ.	CONF.	ADJ CONF.
Average RPI	Loss:	49	RECORD	PCT. RANK	GAMES	SCHEDULE	OF SCHEDULE	RPI	RPI	RPI	RPI
DIV. I ONLY		13- 6		79	7- 3	63	55	73	73	3	3
DIV. I NON-CONF.		9- 4		82	5- 1	176	98	118	118	4	4

TOTALS	RPI 1-25		RPI 26-50		W-L RECORDS	RPI 51-100		RPI 101-999		RPI 201+	
13- 6	0- 1		2- 3		OVERALL	1- 1		10- 1		5- 0	
6- 5	0- 1		1- 2		HOME	1- 1		4- 1		3- 0	
6- 0	0- 0		1- 0		AWAY	0- 0		5- 0		1- 0	
1- 1	0- 0		0- 1		NEUTRAL	0- 0		1- 0		1- 0	
9- 4	0- 0		0- 2		NON-CONFERENCE	1- 1		8- 1		5- 0	
5- 3	0- 0		0- 1		HOME	1- 1		4- 1		3- 0	
3- 0	0- 0		0- 0		AWAY	0- 0		3- 0		1- 0	
1- 1	0- 0		0- 1		NEUTRAL	0- 0		1- 0		1- 0	
4- 2	0- 1		2- 1		CONFERENCE	0- 0		2- 0		0- 0	
1- 2	0- 1		1- 1		HOME	0- 0		0- 0		0- 0	
3- 0	0- 0		1- 0		AWAY	0- 0		2- 0		0- 0	
0- 0	0- 0		0- 0		NEUTRAL	0- 0		0- 0		0- 0	

RPI	S	Opponent	Score	RPI	S	Opponent	Score	RPI	S	Opponent	Score	RPI	S	Opponent	Score
7	H	Ohio St.	61 73	26	H	Michigan	64 69	57	H	Creighton	49 64	122	A	Kansas	66 49
				27	N	Buffalo	72 82	80	H	Arkansas	80 69	125	H	Clemson	66 67
				30	H	Iowa	74 65					128	A	Drake	89 84
				49	H	Washington St.	61 73					150	H	SIUE	62 53
				50	A	Minnesota	79 74					159	A	Illinois	80 72

Team's RPI: 73															
LAST 12 Division I GAMES:															
26	H	Michigan	64 69	30	H	Iowa	74 65	220	H	Fla. Atlantic	86 69	257	A	San Jose St.	81 55
159	A	Illinois	80 72	257	A	San Jose St.	81 55	128	A	Drake	89 84	261	H	UMKC	80 60
165	A	Northwestern	69 59	128	A	Drake	89 84	284	N	Coastal Caro.	55 47	336	H	Ark.-Pine Bluff	73 52
50	A	Minnesota	79 74	122	A	Kansas	66 49								
7	H	Ohio St.	61 73	336	H	Ark.-Pine Bluff	73 52								
49	H	Washington St.	61 73												

Non-Div I Games:

Nebraska

Average RPI Win: 234
Average RPI Loss: 110

WON-LOST
RECORD

WINNING
PCT. RANK

LAST 10
GAMES

STRENGTH OF
SCHEDULE

OPP. STRENGTH
OF SCHEDULE

TEAM
RPI

ADJ.
RPI

CONF.
RPI

ADJ CONF.
RPI

DIV. I ONLY	9- 7	136	6- 3	233	94	185	185	16	16
DIV. I NON-CONF.	6- 4	122	3- 2	166	78	141	141	16	16
TOTALS	RPI 1-25	RPI 26-50	W-L RECORDS	RPI 51-100	RPI 101-999	RPI 201+			
9- 7	0- 1	0- 0	OVERALL	0- 4	9- 2	7- 2			
7- 2	0- 1	0- 0	HOME	0- 0	7- 1	5- 1			
1- 4	0- 0	0- 0	AWAY	0- 3	1- 1	1- 1			
1- 1	0- 0	0- 0	NEUTRAL	0- 1	1- 0	1- 0			
6- 4	0- 1	0- 0	NON-CONFERENCE	0- 2	6- 1	5- 1			
4- 2	0- 1	0- 0	HOME	0- 0	4- 1	3- 1			
1- 1	0- 0	0- 0	AWAY	0- 1	1- 0	1- 0			
1- 1	0- 0	0- 0	NEUTRAL	0- 1	1- 0	1- 0			
3- 3	0- 0	0- 0	CONFERENCE	0- 2	3- 1	2- 1			
3- 0	0- 0	0- 0	HOME	0- 0	3- 0	2- 0			
0- 3	0- 0	0- 0	AWAY	0- 2	0- 1	0- 1			
0- 0	0- 0	0- 0	NEUTRAL	0- 0	0- 0	0- 0			

RPI	S	Opponent	Score	RPI	S	Opponent	Score	RPI	S	Opponent	Score	RPI	S	Opponent	Score	Team's RPI: 185
1	H	UConn	57 88					55	A	Wyoming	60 66	173	H	Portland St.	67 55	
								59	A	New Mexico	68 72	178	H	Fresno St.	90 73	
								69	N	Oregon St.	49 89	207	H	SMU	80 72	
								76	A	Utah	61 87	211	H	Pepperdine	72 77	
												214	A	Seattle U	74 65	
												229	N	Montana St.	67 53	
												257	H	San Jose St.	91 63	
												269	H	Sacramento St.	95 68	
												272	H	Santa Clara	52 41	
												296	A	Utah St.	57 79	
												304	H	Air Force	70 60	
LAST 12 Division I GAMES:																
296	A	Utah St.	57 79	257	H	San Jose St.	91 63									
304	H	Air Force	70 60	214	A	Seattle U	74 65									
55	A	Wyoming	60 66	229	N	Montana St.	67 53									
59	A	New Mexico	68 72	69	N	Oregon St.	49 89									
178	H	Fresno St.	90 73	1	H	UConn	57 88									
272	H	Santa Clara	52 41	207	H	SMU	80 72									

Non-Div I Games: Stanislaus St. 81 60

Nevada

Average RPI Win:	266	WON-LOST	WINNING	LAST 10	STRENGTH OF	OPP. STRENGTH	TEAM	ADJ.	CONF.	ADJ CONF.
Average RPI Loss:	129	RECORD	PCT. RANK	GAMES	SCHEDULE	OF SCHEDULE	RPI	RPI	RPI	RPI
DIV. I ONLY	12- 5	69	7- 3	327	252	157	157	20	20	
DIV. I NON-CONF.	8- 4	87	4- 2	332	221	176	176	23	23	

TOTALS	RPI 1-25	RPI 26-50	W-L RECORDS	RPI 51-100	RPI 101-999	RPI 201+				
12- 5	0- 0	0- 0	OVERALL	0- 1	12- 4	10- 0				
6- 0	0- 0	0- 0	HOME	0- 0	6- 0	5- 0				
5- 4	0- 0	0- 0	AWAY	0- 1	5- 3	4- 0				
1- 1	0- 0	0- 0	NEUTRAL	0- 0	1- 1	1- 0				
8- 4	0- 0	0- 0	NON-CONFERENCE	0- 0	8- 4	7- 0				
4- 0	0- 0	0- 0	HOME	0- 0	4- 0	3- 0				
3- 3	0- 0	0- 0	AWAY	0- 0	3- 3	3- 0				
1- 1	0- 0	0- 0	NEUTRAL	0- 0	1- 1	1- 0				
4- 1	0- 0	0- 0	CONFERENCE	0- 1	4- 0	3- 0				
2- 0	0- 0	0- 0	HOME	0- 0	2- 0	2- 0				
2- 1	0- 0	0- 0	AWAY	0- 1	2- 0	1- 0				
0- 0	0- 0	0- 0	NEUTRAL	0- 0	0- 0	0- 0				

RPI 1-25				RPI 26-50				RPI 51-100				RPI 101+				Team's RPI: 157
RPI	S	Opponent	Score	RPI	S	Opponent	Score	RPI	S	Opponent	Score	RPI	S	Opponent	Score	
								52	A	Albany (NY)	53 66	102	A	Dartmouth	49 57	
												141	A	Xavier	66 71	
												163	A	Binghamton	63 61	
												171	H	Boston U.	72 57	
												172	A	Boston College	55 64	
												180	N	La Salle	51 59	
												204	H	Northeastern	65 50	
												236	H	Manhattan	68 55	
												259	A	Sacred Heart	74 47	
												277	N	Fairfield	71 61	
												283	H	Cornell	48 45	
												287	A	Bryant	74 65	
												314	A	Vermont	52 49	
												317	A	Wagner	65 53	
												337	H	UMBC	56 51	
												348	H	UMass Lowell	66 45	

LAST 12 Division I GAMES:																
348	H	UMass Lowell	66 45	314	A	Vermont	52 49									
163	A	Binghamton	63 61	172	A	Boston College	55 64									
52	A	Albany (NY)	53 66	236	H	Manhattan	68 55									
337	H	UMBC	56 51	102	A	Dartmouth	49 57									
283	H	Cornell	48 45	204	H	Northeastern	65 50									
259	A	Sacred Heart	74 47	277	N	Fairfield	71 61									

Non-Div I Games: Colby-Sawyer 64 40

New Hampshire

■ Loss,
 ■ Non-Conf,
 ■ S Site,
 ■ Home
 ■ Away
 N Neutral

Average RPI Win:	174	WON-LOST	WINNING	LAST 10	STRENGTH OF	OPP. STRENGTH	TEAM	ADJ.	CONF.	ADJ CONF.
Average RPI Loss:	111	RECORD	PCT. RANK	GAMES	SCHEDULE	OF SCHEDULE	RPI	RPI	RPI	RPI
DIV. I ONLY	15- 4	32	6- 4	129	110	59	59	16	16	
DIV. I NON-CONF.	11- 1	13	4- 1	71	110	15	15	16	16	

TOTALS	RPI 1-25	RPI 26-50	W-L RECORDS	RPI 51-100	RPI 101-999	RPI 201+				
15- 4	1- 0	0- 1	OVERALL	2- 1	12- 2	5- 1				
12- 1	1- 0	0- 0	HOME	2- 0	9- 1	3- 0				
3- 3	0- 0	0- 1	AWAY	0- 1	3- 1	2- 1				
0- 0	0- 0	0- 0	NEUTRAL	0- 0	0- 0	0- 0				
11- 1	1- 0	0- 1	NON-CONFERENCE	2- 0	8- 0	4- 0				
9- 0	1- 0	0- 0	HOME	2- 0	6- 0	3- 0				
2- 1	0- 0	0- 1	AWAY	0- 0	2- 0	1- 0				
0- 0	0- 0	0- 0	NEUTRAL	0- 0	0- 0	0- 0				
4- 3	0- 0	0- 0	CONFERENCE	0- 1	4- 2	1- 1				
3- 1	0- 0	0- 0	HOME	0- 0	3- 1	0- 0				
1- 2	0- 0	0- 0	AWAY	0- 1	1- 1	1- 1				
0- 0	0- 0	0- 0	NEUTRAL	0- 0	0- 0	0- 0				

RPI 1-25				RPI 26-50				RPI 51-100 Team's RPI: 59				RPI 101+			
RPI	S	Opponent	Score	RPI	S	Opponent	Score	RPI	S	Opponent	Score	RPI	S	Opponent	Score
17	H	Marquette	88 87	28	A	Oklahoma	63 105	55	A	Wyoming	55 66	104	H	UNLV	66 68
								84	H	Navy	94 87	137	H	Lamar University	90 58
								93	H	Western Mich.	88 76	138	A	UTEP	59 35
												159	H	Illinois	97 68
												177	H	Boise St.	100 83
												178	H	Fresno St.	88 75
												181	H	Wichita St.	76 62
												185	H	Nevada	72 68
												205	H	UC Irvine	83 61
												231	H	Texas Tech	90 56
												257	A	San Jose St.	86 95
												264	A	New Mexico St.	101 93
												264	H	New Mexico St.	86 75
												304	A	Air Force	88 59

LAST 12 Division I GAMES:															
178	H	Fresno St.	88 75	104	H	UNLV	66 68	137	H	Lamar University	90 58				
55	A	Wyoming	55 66	28	A	Oklahoma	63 105	84	H	Navy	94 87				
257	A	San Jose St.	86 95					231	H	Texas Tech	90 56				
177	H	Boise St.	100 83					264	A	New Mexico St.	101 93				
185	H	Nevada	72 68												
304	A	Air Force	88 59												

Non-Div I Games: Northern N.M. 107 66

New Mexico

Average RPI Win:	256	WON-LOST	WINNING	LAST 10	STRENGTH OF	OPP. STRENGTH	TEAM	ADJ.	CONF.	ADJ CONF.
Average RPI Loss:	162	RECORD	PCT. RANK	GAMES	SCHEDULE	OF SCHEDULE	RPI	RPI	RPI	RPI
DIV. I ONLY	7- 9	212	5- 4	283	242	264	264	30	30	
DIV. I NON-CONF.	4- 8	239	3- 4	239	230	262	262	30	30	

TOTALS	RPI 1-25	RPI 26-50	W-L RECORDS	RPI 51-100	RPI 101-999	RPI 201+				
7- 9	0- 0	0- 0	OVERALL	0- 4	7- 5	6- 5				
5- 3	0- 0	0- 0	HOME	0- 2	5- 1	4- 1				
2- 3	0- 0	0- 0	AWAY	0- 1	2- 2	2- 2				
0- 3	0- 0	0- 0	NEUTRAL	0- 1	0- 2	0- 2				
4- 8	0- 0	0- 0	NON-CONFERENCE	0- 4	4- 4	3- 4				
2- 3	0- 0	0- 0	HOME	0- 2	2- 1	1- 1				
2- 2	0- 0	0- 0	AWAY	0- 1	2- 1	2- 1				
0- 3	0- 0	0- 0	NEUTRAL	0- 1	0- 2	0- 2				
3- 1	0- 0	0- 0	CONFERENCE	0- 0	3- 1	3- 1				
3- 0	0- 0	0- 0	HOME	0- 0	3- 0	3- 0				
0- 1	0- 0	0- 0	AWAY	0- 0	0- 1	0- 1				
0- 0	0- 0	0- 0	NEUTRAL	0- 0	0- 0	0- 0				

RPI 1-25				RPI 26-50				RPI 51-100				RPI 101+				Team's RPI: 264
RPI	S	Opponent	Score	RPI	S	Opponent	Score	RPI	S	Opponent	Score	RPI	S	Opponent	Score	
								59	A	New Mexico	75 86	138	H	UTEP	76 68	
								59	H	New Mexico	93 101	204	N	Northeastern	64 65	
								80	N	Arkansas	60 69	211	A	Pepperdine	86 64	
								93	H	Western Mich.	55 64	213	H	UC Santa Barbara	47 77	
												214	A	Seattle U	59 69	
												244	N	Texas Southern	50 66	
												250	H	CSU Bakersfield	56 48	
												252	H	Grand Canyon	64 60	
												274	H	A&M-Corpus Christi	70 61	
												290	A	Arizona	44 83	
												333	A	Long Beach St.	72 63	
												335	H	Chicago St.	74 59	

LAST 12 Division I GAMES:																
				250	H	CSU Bakersfield	56 48	214	A	Seattle U	59 69					
				252	H	Grand Canyon	64 60	211	A	Pepperdine	86 64					
				335	H	Chicago St.	74 59	290	A	Arizona	44 83					
				213	H	UC Santa Barbara	47 77	138	H	UTEP	76 68					
				333	A	Long Beach St.	72 63	59	H	New Mexico	93 101					
				204	N	Northeastern	64 65	80	N	Arkansas	60 69					

Non-Div I Games: Tex. Permian Basin 85 58 Western N.M. 89 60

New Mexico St.

■ Loss,
 ■ Non-Conf,
 ■ S Site,
 ■ Home
 ■ A Away
 N Neutral

Average RPI Win:	258	WON-LOST	WINNING	LAST 10	STRENGTH OF	OPP. STRENGTH	TEAM	ADJ.	CONF.	ADJ CONF.
Average RPI Loss:	111	RECORD	PCT. RANK	GAMES	SCHEDULE	OF SCHEDULE	RPI	RPI	RPI	RPI
DIV. I ONLY	7- 10	222	6- 3	110	267	182	182	27	27	
DIV. I NON-CONF.	3- 7	254	2- 2	66	128	197	197	26	26	

TOTALS	RPI 1-25	RPI 26-50	W-L RECORDS	RPI 51-100	RPI 101-999	RPI 201+				
7- 10	0- 1	0- 1	OVERALL	0- 2	7- 6	6- 1				
4- 3	0- 0	0- 1	HOME	0- 0	4- 2	4- 0				
3- 7	0- 0	0- 0	AWAY	0- 0	3- 1	2- 0				
0- 0	0- 0	0- 0	NEUTRAL	0- 0	0- 0	0- 0				
3- 7	0- 1	0- 1	NON-CONFERENCE	0- 2	3- 3	3- 0				
2- 2	0- 0	0- 1	HOME	0- 0	2- 1	2- 0				
1- 5	0- 1	0- 0	AWAY	0- 2	1- 2	1- 0				
0- 0	0- 0	0- 0	NEUTRAL	0- 0	0- 0	0- 0				
4- 3	0- 0	0- 0	CONFERENCE	0- 0	4- 3	3- 1				
2- 1	0- 0	0- 0	HOME	0- 0	2- 1	2- 0				
2- 2	0- 0	0- 0	AWAY	0- 0	2- 2	1- 1				
0- 0	0- 0	0- 0	NEUTRAL	0- 0	0- 0	0- 0				

RPI 1-25				RPI 26-50				RPI 51-100				RPI 101+ Team's RPI: 182			
RPI	S	Opponent	Score	RPI	S	Opponent	Score	RPI	S	Opponent	Score	RPI	S	Opponent	Score
13	A	Missouri	45 81	42	H	Houston	66 78	61	A	Miami (FL)	46 76	109	A	Central Ark.	52 48
								98	A	South Ala.	45 67	114	A	Tulane	56 79
												119	H	Jacksonville St.	54 59
												137	A	Lamar University	77 100
												140	H	SFA	67 74
												148	A	Louisiana	57 66
												230	H	CSUN	76 73
												240	A	Abilene Christian	70 80
												244	H	Texas Southern	72 69
												274	H	A&M-Corpus Christi	66 49
												294	A	McNeese	77 64
												328	H	Houston Baptist	70 52
												330	A	La. -Monroe	89 51
LAST 12 Division I GAMES:															
274	H	A&M-Corpus Christi	66 49	109	A	Central Ark.	52 48	244	H	Texas Southern	72 69	330	A	La. -Monroe	89 51
140	H	SFA	67 74	244	H	Texas Southern	72 69	114	A	Tulane	56 79	13	A	Missouri	45 81
294	A	McNeese	77 64	330	A	La. -Monroe	89 51	114	A	Tulane	56 79	13	A	Missouri	45 81
137	A	Lamar University	77 100	114	A	Tulane	56 79	114	A	Tulane	56 79	13	A	Missouri	45 81
328	H	Houston Baptist	70 52	114	A	Tulane	56 79	114	A	Tulane	56 79	13	A	Missouri	45 81
240	A	Abilene Christian	70 80	114	A	Tulane	56 79	114	A	Tulane	56 79	13	A	Missouri	45 81

Non-Div I Games: Xavier (LA) 85 50

New Orleans

Average RPI Win:	207	WON-LOST	WINNING	LAST 10	STRENGTH OF	OPP. STRENGTH	TEAM	ADJ.	CONF.	ADJ CONF.
Average RPI Loss:	146	RECORD	PCT. RANK	GAMES	SCHEDULE	OF SCHEDULE	RPI	RPI	RPI	RPI
DIV. I ONLY	7- 11	236	6- 4	136	199	203	203	25	25	
DIV. I NON-CONF.	3- 8	268	2- 3	49	171	194	194	25	25	

TOTALS	RPI 1-25	RPI 26-50	W-L RECORDS	RPI 51-100	RPI 101-999	RPI 201+				
7- 11	0- 0	1- 2	OVERALL	0- 1	6- 8	3- 3				
4- 3	0- 0	1- 0	HOME	0- 1	3- 2	2- 0				
2- 7	0- 0	0- 2	AWAY	0- 0	2- 5	1- 3				
1- 1	0- 0	0- 0	NEUTRAL	0- 0	1- 1	0- 0				
3- 8	0- 0	1- 1	NON-CONFERENCE	0- 1	2- 6	1- 1				
1- 3	0- 0	1- 0	HOME	0- 1	0- 2	0- 0				
1- 4	0- 0	0- 1	AWAY	0- 0	1- 3	1- 1				
1- 1	0- 0	0- 0	NEUTRAL	0- 0	1- 1	0- 0				
4- 3	0- 0	0- 1	CONFERENCE	0- 0	4- 2	2- 2				
3- 0	0- 0	0- 0	HOME	0- 0	3- 0	2- 0				
1- 3	0- 0	0- 1	AWAY	0- 0	1- 2	0- 2				
0- 0	0- 0	0- 0	NEUTRAL	0- 0	0- 0	0- 0				

RPI 1-25				RPI 26-50				RPI 51-100				RPI 101+				Team's RPI: 203	
RPI	S	Opponent	Score	RPI	S	Opponent	Score	RPI	S	Opponent	Score	RPI	S	Opponent	Score		
				27	H	Buffal o	75 62	64	H	Drexel	65 66	106	H	Cl evel and St.	61 70		
				36	A	Maryl and	65 92					116	A	Hartford	65 83		
				48	A	Qui nni pi ac	61 77					148	N	Loui si ana	52 68		
												153	H	Sai nt Joseph' s	69 93		
												162	A	Oakl and	59 67		
												190	N	Loui si ana Tech	73 67		
												200	A	Si ena	73 68		
												200	H	Si ena	65 50		
												225	A	St. Bonaventure	58 76		
												236	H	Manhattan	65 64		
												260	A	Col gate	81 44		
												271	A	Ri der	58 65		
												277	A	Fai rfi el d	53 59		
												334	H	I ona	73 59		
LAST 12 Division I GAMES:																	
				200	H	Si ena	65 50					271	A	Ri der	58 65		
				236	H	Manhattan	65 64					260	A	Col gate	81 44		
				200	A	Si ena	73 68					27	H	Buffal o	75 62		
				48	A	Qui nni pi ac	61 77					64	H	Drexel	65 66		
				277	A	Fai rfi el d	53 59					116	A	Hartford	65 83		
				334	H	I ona	73 59					106	H	Cl evel and St.	61 70		

Non-Div I Games:

Niagara

Average RPI Win: 317

Average RPI Loss: 152

WON-LOST
RECORDWINNING
PCT. RANKLAST 10
GAMESSTRENGTH OF
SCHEDULEOPP. STRENGTH
OF SCHEDULETEAM
RPIADJ.
RPICONF.
RPIADJ CONF.
RPIDIV. I ONLY
DIV. I NON-CONF.5- 10
2- 6263
2804- 6
2- 2275
149312
290253
233253
23327
2627
26

TOTALS

RPI 1-25

RPI 26-50

W-L RECORDS

RPI 51-100

RPI 101-999

RPI 201+

5- 10

0- 1

0- 1

OVERALL

0- 0

5- 8

5- 3

0- 4

0- 1

0- 0

HOME

0- 0

0- 3

0- 0

5- 5

0- 0

0- 1

AWAY

0- 0

5- 4

5- 3

0- 1

0- 0

0- 0

NEUTRAL

0- 0

0- 1

0- 0

2- 6

0- 1

0- 1

NON-CONFERENCE

0- 0

2- 4

2- 1

0- 2

0- 1

0- 0

HOME

0- 0

0- 1

0- 0

2- 3

0- 0

0- 1

AWAY

0- 0

2- 2

2- 1

0- 1

0- 0

0- 0

NEUTRAL

0- 0

0- 1

0- 0

3- 4

0- 0

0- 0

CONFERENCE

0- 0

3- 4

3- 2

0- 2

0- 0

0- 0

HOME

0- 0

0- 2

0- 0

3- 2

0- 0

0- 0

AWAY

0- 0

3- 2

3- 2

0- 0

0- 0

0- 0

NEUTRAL

0- 0

0- 0

0- 0

RPI 1-25

RPI 26-50

RPI 51-100

RPI 101+

Team's RPI: 253

RPI	S	Opponent	Score
16	H	Bayl or	43 85

RPI	S	Opponent	Score
45	A	LSU	50 65

RPI	S	Opponent	Score
-----	---	----------	-------

RPI	S	Opponent	Score
109	H	Central Ark.	48 69
115	H	Jacksonville	61 69
140	H	SFA	73 86
147	A	Iowa St.	47 75
184	N	Bradley	65 75
207	A	SMU	61 68
274	A	A&M-Corpus Christi	55 76
278	A	Incarnate Word	62 64
294	A	McNeese	61 54
305	A	Northwestern St.	79 63
315	A	Jackson St.	90 64
328	A	Houston Baptist	73 61
344	A	Mississippi Val.	62 57

LAST 12 Division I GAMES:

109	H	Central Ark.	48 69	274	A	A&M-Corpus Christi	55 76
294	A	McNeese	61 54	147	A	Iowa St.	47 75
328	A	Houston Baptist	73 61	16	H	Bayl or	43 85
140	H	SFA	73 86	344	A	Mississippi Val.	62 57
278	A	Incarnate Word	62 64	315	A	Jackson St.	90 64
305	A	Northwestern St.	79 63	184	N	Bradley	65 75

Non-Div I Games:

Spring Hill

78 70

Evangel

72 55

Southern-N. O.

83 45

Nicholls St.

Loss,
 Non-Conf, S Site,
 H Home
A Away
 N Neutral

Average RPI Win:	277	WON-LOST	WINNING	LAST 10	STRENGTH OF	OPP. STRENGTH	TEAM	ADJ.	CONF.	ADJ CONF.
Average RPI Loss:	159	RECORD	PCT. RANK	GAMES	SCHEDULE	OF SCHEDULE	RPI	RPI	RPI	RPI
DIV. I ONLY	9- 5	93	8- 2	290	340	186	186	31	31	
DIV. I NON-CONF.	7- 5	132	6- 4	248	337	180	180	31	31	

TOTALS	RPI 1-25	RPI 26-50	W-L RECORDS	RPI 51-100	RPI 101-999	RPI 201+				
9- 5	0- 0	0- 0	OVERALL	0- 1	9- 4	8- 2				
3- 2	0- 0	0- 0	HOME	0- 0	3- 2	3- 1				
5- 2	0- 0	0- 0	AWAY	0- 1	5- 1	4- 1				
1- 1	0- 0	0- 0	NEUTRAL	0- 0	1- 1	1- 0				
7- 5	0- 0	0- 0	NON-CONFERENCE	0- 1	7- 4	6- 2				
2- 2	0- 0	0- 0	HOME	0- 0	2- 2	2- 1				
4- 2	0- 0	0- 0	AWAY	0- 1	4- 1	3- 1				
1- 1	0- 0	0- 0	NEUTRAL	0- 0	1- 1	1- 0				
2- 0	0- 0	0- 0	CONFERENCE	0- 0	2- 0	2- 0				
1- 0	0- 0	0- 0	HOME	0- 0	1- 0	1- 0				
1- 0	0- 0	0- 0	AWAY	0- 0	1- 0	1- 0				
0- 0	0- 0	0- 0	NEUTRAL	0- 0	0- 0	0- 0				

RPI 1-25				RPI 26-50				RPI 51-100				RPI 101+ Team's RPI: 186					
RPI	S	Opponent	Score	RPI	S	Opponent	Score	RPI	S	Opponent	Score	RPI	S	Opponent	Score		
								84	A	Navy	51	70	105	H	High Point	56	59
													124	N	Bowling Green	50	59
													136	A	William & Mary	80	74
													227	H	UNCG	64	63
													235	H	Loyol a Maryl and	58	61
													248	A	East Carol ina	46	51
													270	A	Campbell	53	27
													279	N	St. Franci s Brookl yn	52	51
													282	H	Towson	86	76
													307	A	VCU	66	52
													316	H	Coppin St.	71	57
													323	A	N. C. Central	75	60
													349	A	Longwood	64	45
LAST 12 Division I GAMES:																	
316	H	Coppin St.	71	57	323	A	N. C. Central	75	60								
349	A	Longwood	64	45	248	A	East Carolina	46	51								
136	A	William & Mary	80	74	105	H	High Point	56	59								
270	A	Campbell	53	27	279	N	St. Francis Brooklyn	52	51								
227	H	UNCG	64	63	124	N	Bowling Green	50	59								
282	H	Towson	86	76	235	H	Loyol a Maryland	58	61								

Non-Div I Games:

Norfolk St.

Average RPI Win:	175	WON-LOST	WINNING	LAST 10	STRENGTH OF	OPP. STRENGTH	TEAM	ADJ.	CONF.	ADJ CONF.
Average RPI Loss:	88	RECORD	PCT. RANK	GAMES	SCHEDULE	OF SCHEDULE	RPI	RPI	RPI	RPI
DIV. I ONLY	13- 6	79	6- 4	66	121	88	88	1	1	
DIV. I NON-CONF.	10- 3	51	5- 1	106	250	95	95	1	1	

TOTALS	RPI 1-25	RPI 26-50	W-L RECORDS	RPI 51-100	RPI 101-999	RPI 201+				
13- 6	0- 2	1- 0	OVERALL	0- 2	12- 2	5- 0				
10- 4	0- 1	1- 0	HOME	0- 2	9- 1	4- 0				
1- 2	0- 1	0- 0	AWAY	0- 0	1- 1	0- 0				
2- 0	0- 0	0- 0	NEUTRAL	0- 0	2- 0	1- 0				
10- 3	0- 0	1- 0	NON-CONFERENCE	0- 2	9- 1	5- 0				
8- 3	0- 0	1- 0	HOME	0- 2	7- 1	4- 0				
0- 0	0- 0	0- 0	AWAY	0- 0	0- 0	0- 0				
2- 0	0- 0	0- 0	NEUTRAL	0- 0	2- 0	1- 0				
3- 3	0- 2	0- 0	CONFERENCE	0- 0	3- 1	0- 0				
2- 1	0- 1	0- 0	HOME	0- 0	2- 0	0- 0				
1- 2	0- 1	0- 0	AWAY	0- 0	1- 1	0- 0				
0- 0	0- 0	0- 0	NEUTRAL	0- 0	0- 0	0- 0				

RPI 1-25				RPI 26-50				RPI 51-100				Team's RPI : 88				RPI 101+			
RPI	S	Opponent	Score	RPI	S	Opponent	Score	RPI	S	Opponent	Score	RPI	S	Opponent	Score	RPI	S	Opponent	Score
6	A	Florida St.	65 103	50	H	Minnesota	88 83	77	H	Mercer	86 97	101	A	Wake Forest	79 76				
21	H	NC State	53 66					98	H	South Ala.	84 85	111	H	Colorado	87 80				
												116	H	Hartford	90 70				
												125	H	Clemson	59 52				
												130	N	Washington	90 78				
												155	H	Hampton	66 70				
												166	H	Pittsburgh	68 67				
												172	A	Boston College	64 77				
												191	H	Furman	84 56				
												218	H	Radford	79 46				
												249	H	Presbyteria n	91 56				
												256	N	Grambl ing	79 63				
												273	H	UNCW	86 60				
												285	H	Appal achi an St.	56 43				
LAST 12 Division I GAMES:																			
101	A	Wake Forest	79 76	21	H	NC State	53 66	256	N	Grambl ing	79 63	130	N	Washington	90 78				
125	H	Clemson	59 52									191	H	Furman	84 56				
166	H	Pittsburgh	68 67									249	H	Presbyteria n	91 56				
172	A	Boston College	64 77									285	H	Appal achi an St.	56 43				
6	A	Florida St.	65 103																
77	H	Mercer	86 97																

Non-Div I Games:

North Carolina

North Dakota

Through Games Of Jan. 18, 2018

Average RPI Win:	236	WON-LOST	WINNING	LAST 10	STRENGTH OF	OPP. STRENGTH	TEAM	ADJ.	CONF.	ADJ CONF.
Average RPI Loss:	126	RECORD	PCT. RANK	GAMES	SCHEDULE	OF SCHEDULE	RPI	RPI	RPI	RPI

DIV. I ONLY	6- 9	230	2- 6	105	259	179	179	19	19
DIV. I NON-CONF.	5- 4	146	2- 2	82	214	78	78	14	14
TOTALS	RPI 1-25	RPI 26-50	W-L RECORDS	RPI 51-100	RPI 101-999	RPI 201+			
6- 9	0- 1	0- 1	OVERALL	0- 2	6- 5	4- 2			
4- 1	0- 0	0- 0	HOME	0- 0	4- 1	3- 1			
1- 8	0- 1	0- 1	AWAY	0- 2	1- 4	1- 1			
1- 0	0- 0	0- 0	NEUTRAL	0- 0	1- 0	0- 0			
5- 4	0- 1	0- 1	NON-CONFERENCE	0- 2	5- 0	3- 0			
3- 0	0- 0	0- 0	HOME	0- 0	3- 0	2- 0			
1- 4	0- 1	0- 1	AWAY	0- 2	1- 0	1- 0			
1- 0	0- 0	0- 0	NEUTRAL	0- 0	1- 0	0- 0			
1- 5	0- 0	0- 0	CONFERENCE	0- 0	1- 5	1- 2			
1- 1	0- 0	0- 0	HOME	0- 0	1- 1	1- 1			
0- 4	0- 0	0- 0	AWAY	0- 0	0- 4	0- 1			
0- 0	0- 0	0- 0	NEUTRAL	0- 0	0- 0	0- 0			

RPI S Opponent Score	RPI S Opponent Score	RPI S Opponent Score	RPI S Opponent Score
16 A Bayl or 43 105	37 A South Dakota St. 52 66	69 A Oregon St. 55 65	132 A Weber St. 69 80
		97 A South Dakota 71 76	137 N Lamar Uni versi ty 73 70
			139 A Idaho St. 46 57
			193 A Eastern Wash. 70 74
			195 H UNI 80 72
			206 A Idaho 75 80
			229 H Montana St. 79 70
			241 H Montana 43 54
			265 H North Dakota St. 79 68
			292 A UTSA 60 47
			297 H Massachusetts 82 52
Team's RPI: 179			
LAST 12 Division I GAMES:			
139 A Idaho St. 46 57	132 A Weber St. 69 80		
229 H Montana St. 79 70	265 H North Dakota St. 79 68		
241 H Montana 43 54	16 A Bayl or 43 105		
193 A Eastern Wash. 70 74	195 H UNI 80 72		
206 A Idaho 75 80	292 A UTSA 60 47		
97 A South Dakota 71 76	137 N Lamar Uni versi ty 73 70		

Non-Div I Games: Mayville St. 82 54 Southwest Minn. St. 85 62

North Dakota

Loss, Non-Conf, S Site, H Home A Away N Neutral

Average RPI Win:	314	WON-LOST	WINNING	LAST 10	STRENGTH OF	OPP. STRENGTH	TEAM	ADJ.	CONF.	ADJ CONF.
Average RPI Loss:	144	RECORD	PCT. RANK	GAMES	SCHEDULE	OF SCHEDULE	RPI	RPI	RPI	RPI
DIV. I ONLY	4- 11	286	1- 8	172	308	265	265	14	14	
DIV. I NON-CONF.	4- 7	226	1- 6	267	324	269	269	15	15	

TOTALS	RPI 1-25	RPI 26-50	W-L RECORDS	RPI 51-100	RPI 101-999	RPI 201+				
4- 11	0- 0	0- 1	OVERALL	0- 3	4- 7	4- 1				
2- 3	0- 0	0- 0	HOME	0- 1	2- 2	2- 1				
1- 7	0- 0	0- 1	AWAY	0- 2	1- 4	1- 0				
1- 1	0- 0	0- 0	NEUTRAL	0- 0	1- 1	1- 0				
4- 7	0- 0	0- 0	NON-CONFERENCE	0- 2	4- 5	4- 1				
2- 2	0- 0	0- 0	HOME	0- 0	2- 2	2- 1				
1- 4	0- 0	0- 0	AWAY	0- 2	1- 2	1- 0				
1- 1	0- 0	0- 0	NEUTRAL	0- 0	1- 1	1- 0				
0- 4	0- 0	0- 1	CONFERENCE	0- 1	0- 2	0- 0				
0- 1	0- 0	0- 0	HOME	0- 1	0- 0	0- 0				
0- 3	0- 0	0- 1	AWAY	0- 0	0- 2	0- 0				
0- 0	0- 0	0- 0	NEUTRAL	0- 0	0- 0	0- 0				

RPI	S	Opponent	Score	RPI	S	Opponent	Score	RPI	S	Opponent	Score	RPI	S	Opponent	Score
37	A	South Dakota St.	63 83	82	A	Milwaukee	38 74	109	N	Central Ark.	45 68	111	A	Colorado	59 108
				84	A	Navy	54 67	168	H	Cal Poly	69 73	179	A	North Dakota	68 79
				97	H	South Dakota	67 82	198	A	Denver	79 98	201	A	Oral Roberts	48 71
								275	A	FIU	71 68	297	H	Massachusetts	82 70
								313	H	UTRGV	79 82	337	N	UMBC	67 53
								346	H	NJIT	105 58				
LAST 12 Division I GAMES:															
201	A	Oral Roberts	48 71	198	A	Denver	79 98								
37	A	South Dakota St.	63 83	179	A	North Dakota	68 79								
97	H	South Dakota	67 82	313	H	UTRGV	79 82								
109	N	Central Ark.	45 68	82	A	Milwaukee	38 74								
275	A	FIU	71 68	111	A	Colorado	59 108								
168	H	Cal Poly	69 73	337	N	UMBC	67 53								

Non-Div I Games: Valley City St. 67 58 Mayville St. 87 43 Dakota St. 97 42

North Dakota St.

Average RPI Win: **261**
 Average RPI Loss: **145**

WON-LOST
RECORD

WINNING
PCT. RANK

LAST 10
GAMES

STRENGTH OF
SCHEDULE

OPP. STRENGTH
OF SCHEDULE

TEAM
RPI

ADJ.
RPI

CONF.
RPI

ADJ CONF.
RPI

DIV. I ONLY	5- 10	263	3- 6	153	228	226	226	22	22
DIV. I NON-CONF.	4- 8	239	3- 5	115	206	186	186	20	20

TOTALS	RPI 1-25	RPI 26-50	W-L RECORDS	RPI 51-100	RPI 101-999	RPI 201+			
5- 10	0- 2	0- 2	OVERALL	0- 0	5- 6	5- 5			
3- 3	0- 0	0- 0	HOME	0- 0	3- 3	3- 2			
2- 6	0- 2	0- 2	AWAY	0- 0	2- 2	2- 2			
0- 1	0- 0	0- 0	NEUTRAL	0- 0	0- 1	0- 1			
4- 8	0- 2	0- 2	NON-CONFERENCE	0- 0	4- 4	4- 4			
2- 1	0- 0	0- 0	HOME	0- 0	2- 1	2- 1			
2- 6	0- 2	0- 2	AWAY	0- 0	2- 2	2- 2			
0- 1	0- 0	0- 0	NEUTRAL	0- 0	0- 1	0- 1			
1- 2	0- 0	0- 0	CONFERENCE	0- 0	1- 2	1- 1			
1- 2	0- 0	0- 0	HOME	0- 0	1- 2	1- 1			
0- 0	0- 0	0- 0	AWAY	0- 0	0- 0	0- 0			
0- 0	0- 0	0- 0	NEUTRAL	0- 0	0- 0	0- 0			

RPI	S	Opponent	Score
6	A	Florida St.	51 109
24	A	Georgia	37 75

RPI	S	Opponent	Score
26	A	Michigan	34 79
40	A	West Virginia	59 87

RPI	S	Opponent	Score
-----	---	----------	-------

RPI	S	Opponent	Score
115	H	Jacksonville	48 66
209	H	Bethune-Cookman	70 63
220	A	Fla. Atlantic	75 83
224	A	Morehead St.	61 56
233	H	Col. of Charleston	69 73
246	H	Lipscomb	69 73
258	N	Monmouth	57 67
263	H	Northern Ky.	58 50
276	H	Kennesaw St.	77 72
280	A	Wofford	57 69
332	A	Florida A&M	77 68

LAST 12 Division I GAMES:

276	H	Kennesaw St.	77 72	246	H	Lipscomb	69 73
115	H	Jacksonville	48 66	26	A	Michigan	34 79
280	A	Wofford	57 69	332	A	Florida A&M	77 68
24	A	Georgia	37 75	220	A	Fla. Atlantic	75 83
263	H	Northern Ky.	58 50	209	H	Bethune-Cookman	70 63
233	H	Col. of Charleston	69 73	258	N	Monmouth	57 67

Non-Div I Games:

Warner

74 38

Edward Waters

73 47

Webber Int'l

81 53

North Florida

Loss, **Non-Conf**, **S Site**, **H Home** **A Away** **N Neutral**

North Texas

Through Games Of Jan. 18, 2018

Average RPI Win:	245	WON-LOST	WINNING	LAST 10	STRENGTH OF	OPP. STRENGTH	TEAM	ADJ.	CONF.	ADJ CONF.
Average RPI Loss:	149	RECORD	PCT. RANK	GAMES	SCHEDULE	OF SCHEDULE	RPI	RPI	RPI	RPI

DIV. I ONLY	8- 6	133	4- 5	308	166	217	217	18	18
DIV. I NON-CONF.	6- 3	87	4- 2	338	79	211	211	19	19

TOTALS	RPI 1-25	RPI 26-50	W-L RECORDS	RPI 51-100	RPI 101-999	RPI 201+			
8- 6	0- 0	0- 0	OVERALL	0- 2	8- 4	5- 1			
5- 2	0- 0	0- 0	HOME	0- 1	5- 1	2- 0			
1- 4	0- 0	0- 0	AWAY	0- 1	1- 3	1- 1			
2- 0	0- 0	0- 0	NEUTRAL	0- 0	2- 0	2- 0			
6- 3	0- 0	0- 0	NON-CONFERENCE	0- 2	6- 1	4- 1			
3- 1	0- 0	0- 0	HOME	0- 1	3- 0	1- 0			
1- 2	0- 0	0- 0	AWAY	0- 1	1- 1	1- 1			
2- 0	0- 0	0- 0	NEUTRAL	0- 0	2- 0	2- 0			
2- 3	0- 0	0- 0	CONFERENCE	0- 0	2- 3	1- 0			
2- 1	0- 0	0- 0	HOME	0- 0	2- 1	1- 0			
0- 2	0- 0	0- 0	AWAY	0- 0	0- 2	0- 0			
0- 0	0- 0	0- 0	NEUTRAL	0- 0	0- 0	0- 0			

RPI 1-25	RPI 26-50	RPI 51-100	RPI 101+	Team's RPI: 217
RPI S Opponent Score	RPI S Opponent Score	RPI S Opponent Score	RPI S Opponent Score	
		68 H Kansas St. 54 55	103 A Middle Tenn. 48 56	
		78 A Indiana 63 68	129 H Rice 49 50	
			149 H Tulsa 66 43	
			180 H La Salle 70 44	
			190 A Louisiana Tech 53 61	
			197 H Charlotte 73 68	
			207 H SMU 47 40	
			281 N Detroit Mercy 63 57	
			284 N Coastal Caro. 50 34	
			319 H Old Domini on 63 46	
			327 A Ill. -Chi cago 67 70	
			340 A Eastern Ill. 63 61	
LAST 12 Division I GAMES:				
197 H Charlotte 73 68	103 A Middle Tenn. 48 56			
319 H Old Domini on 63 46	180 H La Salle 70 44			
129 H Rice 49 50	78 A Indiana 63 68			
190 A Louisiana Tech 53 61	149 H Tulsa 66 43			
340 A Eastern Ill. 63 61	207 H SMU 47 40			
327 A Ill. -Chi cago 67 70	281 N Detroit Mercy 63 57			

Non-Div I Games: Mid-Amer. Christian 86 52 Tex. A&M Int'l 64 38 Okla. Panhandle 63 41

North Texas

Loss, Non-Conf, S Site, H Home A Away N Neutral

Average RPI Win:	267	WON-LOST	WINNING	LAST 10	STRENGTH OF	OPP. STRENGTH	TEAM	ADJ.	CONF.	ADJ CONF.
Average RPI Loss:	130	RECORD	PCT. RANK	GAMES	SCHEDULE	OF SCHEDULE	RPI	RPI	RPI	RPI
DIV. I ONLY	8- 8	165	5- 5	230	257	204	204	11	11	
DIV. I NON-CONF.	5- 6	187	3- 4	229	310	226	226	13	13	
<hr/>										
TOTALS	RPI 1-25	RPI 26-50	W-L RECORDS	RPI 51-100	RPI 101-999	RPI 201+				
8- 8	0- 0	0- 1	OVERALL	0- 3	8- 4	7- 1				
3- 3	0- 0	0- 0	HOME	0- 2	3- 1	2- 0				
4- 3	0- 0	0- 0	AWAY	0- 1	4- 2	4- 0				
1- 2	0- 0	0- 1	NEUTRAL	0- 0	1- 1	1- 1				
5- 6	0- 0	0- 1	NON-CONFERENCE	0- 1	5- 4	4- 1				
2- 2	0- 0	0- 0	HOME	0- 1	2- 1	1- 0				
2- 2	0- 0	0- 0	AWAY	0- 0	2- 2	2- 0				
1- 2	0- 0	0- 1	NEUTRAL	0- 0	1- 1	1- 1				
3- 2	0- 0	0- 0	CONFERENCE	0- 2	3- 0	3- 0				
1- 1	0- 0	0- 0	HOME	0- 1	1- 0	1- 0				
2- 1	0- 0	0- 0	AWAY	0- 1	2- 0	2- 0				
0- 0	0- 0	0- 0	NEUTRAL	0- 0	0- 0	0- 0				

RPI 1-25				RPI 26-50				RPI 51-100				RPI 101+ Team's RPI: 204			
RPI	S	Opponent	Score	RPI	S	Opponent	Score	RPI	S	Opponent	Score	RPI	S	Opponent	Score
				42	N	Houston	64 72								
								83	A	El on	71 78	157	A	New Hampshi re	50 65
								89	H	James Madi son	57 60	158	H	Provi dence	95 98
								94	H	Harvard	69 79	171	A	Boston U.	73 74
												194	H	Marist	78 72
												233	H	Col . of Charleston	59 37
												243	N	Illinois St.	55 65
												264	N	New Mexico St.	65 64
												273	A	UNCW	54 47
												277	H	Fairfi el d	63 43
												282	A	Towson	70 61
												297	A	Massachusetts	64 54
												314	A	Vermont	71 66
LAST 12 Division I GAMES:															
				83	A	El on	71 78	233	H	Col . of Charleston	59 37				
				273	A	UNCW	54 47	314	A	Vermont	71 66				
				89	H	James Madi son	57 60	94	H	Harvard	69 79				
				282	A	Towson	70 61	157	A	New Hampshi re	50 65				
				243	N	Illinois St.	55 65	42	N	Houston	64 72				
				264	N	New Mexico St.	65 64	297	A	Massachusetts	64 54				

Non-Div I Games:

Northeastern

Average RPI Win: 200

Average RPI Loss: 215

WON-LOST
RECORDWINNING
PCT. RANKLAST 10
GAMESSTRENGTH OF
SCHEDULEOPP. STRENGTH
OF SCHEDULETEAM
RPIADJ.
RPICONF.
RPIADJ CONF.
RPIDIV. I ONLY
DIV. I NON-CONF.3- 13
2- 8303
2901- 9
1- 5251
270334
330320
333320
33319
1419
14

TOTALS

RPI 1-25

RPI 26-50

W-L RECORDS

RPI 51-100

RPI 101-999

RPI 201+

3- 13

0- 0

0- 0

OVERALL

0- 0

3- 13

1- 8

2- 6

0- 0

0- 0

HOME

0- 0

2- 6

1- 3

0- 7

0- 0

0- 0

AWAY

0- 0

0- 7

0- 5

1- 0

0- 0

0- 0

NEUTRAL

0- 0

1- 0

0- 0

2- 8

0- 0

0- 0

NON-CONFERENCE

0- 0

2- 8

1- 5

1- 4

0- 0

0- 0

HOME

0- 0

1- 4

1- 2

0- 4

0- 0

0- 0

AWAY

0- 0

0- 4

0- 3

1- 0

0- 0

0- 0

NEUTRAL

0- 0

1- 0

0- 0

1- 5

0- 0

0- 0

CONFERENCE

0- 0

1- 5

0- 3

1- 2

0- 0

0- 0

HOME

0- 0

1- 2

0- 1

0- 3

0- 0

0- 0

AWAY

0- 0

0- 3

0- 2

0- 0

0- 0

0- 0

NEUTRAL

0- 0

0- 0

0- 0

RPI 1-25

RPI 26-50

RPI 51-100

RPI 101+

Team's RPI: 320

RPI S Opponent Score

RPI S Opponent Score

RPI S Opponent Score

RPI S Opponent Score

129	H	Rice	83	88
132	H	Weber St.	76	75
139	H	Idaho St.	55	75
168	H	Cal Poly	73	89
177	N	Boise St.	62	60
193	A	Eastern Wash.	62	82
198	A	Denver	73	80
213	H	UC Santa Barbara	93	96
229	A	Montana St.	39	81
230	A	CSUN	69	78
234	A	Hawai i	68	84
241	A	Montana	62	70
252	H	Grand Canyon	54	72
267	A	Youngstown St.	67	69
290	H	Ari zona	84	66
303	H	Southern Utah	57	60

LAST 12 Division I GAMES:

303	H	Southern Utah	57	60	193	A	Eastern Wash.	62	82
139	H	Idaho St.	55	75	267	A	Youngstown St.	67	69
132	H	Weber St.	76	75	252	H	Grand Canyon	54	72
229	A	Montana St.	39	81	168	H	Cal Poly	73	89
241	A	Montana	62	70	290	H	Ari zona	84	66
230	A	CSUN	69	78	198	A	Denver	73	80

Non-Div I Games: Antelope Valley 104 49

Northern Ariz.

Average RPI Win:	160	WON-LOST	WINNING	LAST 10	STRENGTH OF	OPP. STRENGTH	TEAM	ADJ.	CONF.	ADJ CONF.
Average RPI Loss:	107	RECORD	PCT. RANK	GAMES	SCHEDULE	OF SCHEDULE	RPI	RPI	RPI	RPI
DIV. I ONLY	13- 4	43	8- 2	41	176	33	33	19	19	
DIV. I NON-CONF.	8- 3	65	4- 2	36	96	30	30	14	14	

TOTALS	RPI 1-25	RPI 26-50	W-L RECORDS	RPI 51-100	RPI 101-999	RPI 201+				
13- 4	0- 0	2- 1	OVERALL	0- 1	11- 2	4- 0				
6- 1	0- 0	1- 0	HOME	0- 0	5- 1	2- 0				
6- 3	0- 0	1- 1	AWAY	0- 1	5- 1	2- 0				
1- 0	0- 0	0- 0	NEUTRAL	0- 0	1- 0	0- 0				
8- 3	0- 0	2- 1	NON-CONFERENCE	0- 1	6- 1	1- 0				
4- 1	0- 0	1- 0	HOME	0- 0	3- 1	0- 0				
3- 2	0- 0	1- 1	AWAY	0- 1	2- 0	1- 0				
1- 0	0- 0	0- 0	NEUTRAL	0- 0	1- 0	0- 0				
5- 1	0- 0	0- 0	CONFERENCE	0- 0	5- 1	3- 0				
2- 0	0- 0	0- 0	HOME	0- 0	2- 0	2- 0				
3- 1	0- 0	0- 0	AWAY	0- 0	3- 1	1- 0				
0- 0	0- 0	0- 0	NEUTRAL	0- 0	0- 0	0- 0				

RPI 1-25				RPI 26-50				Team's RPI: 33				RPI 51-100				RPI 101+			
RPI	S	Opponent	Score	RPI	S	Opponent	Score	RPI	S	Opponent	Score	RPI	S	Opponent	Score	RPI	S	Opponent	Score
29	A	DePaul	94 88	45	H	LSU	58 50	48	A	Qui nni pi ac	49 60	72	A	Fordham	33 48	110	H	BYU	79 74
																131	H	Paci fi c	80 55
																132	A	Weber St.	73 82
																139	A	Idaho St.	63 57
																145	N	Li berty	65 57
																151	H	San Franci sco	73 60
																174	H	Col orado St.	44 55
																193	A	Eastern Wash.	70 65
																198	A	Denver	71 63
																206	A	Idaho	78 72
																229	H	Montana St.	82 69
																241	H	Montana	68 50
																261	A	UMKC	88 73
LAST 12 Di vi si on I GAMES:																			
132	A	Weber St.	73 82	139	A	Idaho St.	63 57	261	A	UMKC	88 73	174	H	Col orado St.	44 55	131	H	Paci fi c	80 55
241	H	Montana	68 50	110	H	BYU	79 74	72	A	Fordham	33 48								
229	H	Montana St.	82 69																
206	A	Idaho	78 72																
193	A	Eastern Wash.	70 65																
145	N	Li berty	65 57																

Non-Div I Games:

Northern Colo.

Average RPI	Win:	213	WON-LOST	WINNING	LAST 10	STRENGTH OF	OPP. STRENGTH	TEAM	ADJ.	CONF.	ADJ CONF.
Average RPI	Loss:	75	RECORD	PCT. RANK	GAMES	SCHEDULE	OF SCHEDULE	RPI	RPI	RPI	RPI
DIV. I ONLY		10- 7		119	5- 5	173	124	112	112	7	7
DIV. I NON-CONF.		8- 3		65	4- 2	304	175	131	131	8	8
<hr/>											
TOTALS	RPI 1-25		RPI 26-50		W-L RECORDS	RPI 51-100		RPI 101-999		RPI 201+	
10- 7	0- 0		1- 2		OVERALL	0- 3		9- 2		5- 0	
5- 1	0- 0		1- 1		HOME	0- 0		4- 0		1- 0	
4- 4	0- 0		0- 0		AWAY	0- 0		4- 0		3- 0	
1- 2	0- 0		0- 0		NEUTRAL	0- 1		1- 1		1- 0	
8- 3	0- 0		0- 1		NON-CONFERENCE	0- 1		8- 1		5- 0	
3- 0	0- 0		0- 0		HOME	0- 0		3- 0		1- 0	
4- 1	0- 0		0- 1		AWAY	0- 0		4- 0		3- 0	
1- 2	0- 0		0- 0		NEUTRAL	0- 1		1- 1		1- 0	
2- 4	0- 0		1- 1		CONFERENCE	0- 2		1- 1		0- 0	
2- 1	0- 0		1- 1		HOME	0- 0		1- 0		0- 0	
0- 3	0- 0		0- 0		AWAY	0- 2		0- 1		0- 0	
0- 0	0- 0		0- 0		NEUTRAL	0- 0		0- 0		0- 0	

RPI	S	Opponent	Score	RPI	S	Opponent	Score	RPI	S	Opponent	Score	RPI	S	Opponent	Score
				27	H	Buffalo	86 84	51	A	Toledo	60 63	117	H	Western Ill.	96 94
				30	A	Iowa	80 105	52	N	Albany (NY)	91 97	118	A	Miami (OH)	65 67
				41	H	Central Mich.	78 81	93	A	Western Mich.	83 88	126	H	Kent St.	81 79
												137	N	Lamar University	80 90
												150	A	SIUE	86 75
												184	H	Bradley	76 52
												269	N	Sacramento St.	84 75
												286	H	Loyola Chicago	80 71
												292	A	UTSA	69 55
												335	A	Chicago St.	80 59
												340	A	Eastern Ill.	93 64
<hr/>															
LAST 12 Division I GAMES:															
				51	A	Toledo	60 63	41	H	Central Mich.	78 81				
				93	A	Western Mich.	83 88	269	N	Sacramento St.	84 75				
				27	H	Buffalo	86 84	150	A	SIUE	86 75				
				126	H	Kent St.	81 79	286	H	Loyola Chicago	80 71				
				118	A	Miami (OH)	65 67	184	H	Bradley	76 52				
				52	N	Albany (NY)	91 97	137	N	Lamar University	80 90				

Non-Div I Games:

Northern Ill.

Average RPI Win:	142	WON-LOST	WINNING	LAST 10	STRENGTH OF	OPP. STRENGTH	TEAM	ADJ.	CONF.	ADJ CONF.
Average RPI Loss:	159	RECORD	PCT. RANK	GAMES	SCHEDULE	OF SCHEDULE	RPI	RPI	RPI	RPI
DIV. I ONLY	3- 13	303	3- 7	120	195	263	263	10	10	
DIV. I NON-CONF.	1- 9	318	1- 5	223	267	314	314	11	11	

TOTALS	RPI 1-25	RPI 26-50	W-L RECORDS	RPI 51-100	RPI 101-999	RPI 201+				
3- 13	1- 0	0- 0	OVERALL	0- 3	2- 10	1- 4				
1- 7	1- 0	0- 0	HOME	0- 3	0- 4	0- 1				
2- 5	0- 0	0- 0	AWAY	0- 0	2- 5	1- 3				
0- 1	0- 0	0- 0	NEUTRAL	0- 0	0- 1	0- 0				
1- 9	0- 0	0- 0	NON-CONFERENCE	0- 1	1- 8	0- 4				
0- 4	0- 0	0- 0	HOME	0- 1	0- 3	0- 1				
1- 4	0- 0	0- 0	AWAY	0- 0	1- 4	0- 3				
0- 1	0- 0	0- 0	NEUTRAL	0- 0	0- 1	0- 0				
2- 4	1- 0	0- 0	CONFERENCE	0- 2	1- 2	1- 0				
1- 3	1- 0	0- 0	HOME	0- 2	0- 1	0- 0				
1- 1	0- 0	0- 0	AWAY	0- 0	1- 1	1- 0				
0- 0	0- 0	0- 0	NEUTRAL	0- 0	0- 0	0- 0				

RPI 1-25				RPI 26-50				RPI 51-100				RPI 101+ Team's RPI: 263			
RPI	S	Opponent	Score	RPI	S	Opponent	Score	RPI	S	Opponent	Score	RPI	S	Opponent	Score
12	H	Green Bay	62 54					78	H	Indiana	56 67	106	H	Cleveland St.	65 70
								82	H	Milwaukee	49 52	115	N	Jacksonville	49 61
								86	H	Wright St.	63 68	126	H	Kent St.	54 59
												134	A	ETSU	57 45
												143	H	Robert Morris	50 59
												161	A	Stetson	56 67
												162	A	Oakland	53 79
												226	A	North Florida	50 58
												237	H	Austin Peay	52 53
												243	A	Illinois St.	37 49
												281	A	Detroit Mercy	78 67
												306	A	Murray St.	87 98

LAST 12 Division I GAMES:															
86	H	Wright St.	63 68	106	H	Cleveland St.	65 70								
162	A	Oakland	53 79	115	N	Jacksonville	49 61								
281	A	Detroit Mercy	78 67	226	A	North Florida	50 58								
12	H	Green Bay	62 54	78	H	Indiana	56 67								
82	H	Milwaukee	49 52	237	H	Austin Peay	52 53								
134	A	ETSU	57 45	161	A	Stetson	56 67								

Non-Div I Games: Oakland City 103 25

Northern Ky.

Average RPI Win: 225		WON-LOST RECORD		WINNING PCT. RANK		LAST 10 GAMES		STRENGTH OF SCHEDULE		OPP. STRENGTH OF SCHEDULE		TEAM RPI		ADJ. RPI		CONF. RPI		ADJ CONF. RPI	
Average RPI Loss: 65																			
DIV. I ONLY		9- 11		204		3- 7		113		75		165		165		3		3	
DIV. I NON-CONF.		7- 7		170		2- 4		178		116		185		185		4		4	
TOTALS		RPI 1-25		RPI 26-50		W-L RECORDS		RPI 51-100		RPI 101-999		RPI 201+							
9- 11		0- 2		0- 4		OVERALL		0- 3		9- 2		5- 0							
5- 5		0- 1		0- 2		HOME		0- 2		5- 0		3- 0							
3- 4		0- 0		0- 1		AWAY		0- 0		3- 0		2- 0							
1- 2		0- 0		0- 0		NEUTRAL		0- 1		1- 1		0- 0							
7- 7		0- 2		0- 1		NON-CONFERENCE		0- 2		7- 2		5- 0							
4- 3		0- 1		0- 1		HOME		0- 1		4- 0		3- 0							
2- 2		0- 1		0- 0		AWAY		0- 0		2- 1		2- 0							
1- 2		0- 0		0- 0		NEUTRAL		0- 1		1- 1		0- 0							
2- 4		0- 0		0- 3		CONFERENCE		0- 1		2- 0		0- 0							
1- 2		0- 0		0- 1		HOME		0- 1		1- 0		0- 0							
1- 2		0- 0		0- 2		AWAY		0- 0		1- 0		0- 0							
0- 0		0- 0		0- 0		NEUTRAL		0- 0		0- 0		0- 0							

RPI 1-25				RPI 26-50				RPI 51-100				RPI 101+ Team's RPI: 165			
RPI	S	Opponent	Score	RPI	S	Opponent	Score	RPI	S	Opponent	Score	RPI	S	Opponent	Score
12	H	Green Bay	57 63	29	H	DePaul	63 92	73	H	Nebraska	59 69	113	N	Auburn	49 48
25	A	Syracuse	74 81	31	A	Michigan St.	51 81	82	H	Milwaukee	57 66	123	A	Missouri St.	59 90
				46	A	Purdue	60 63	87	N	Chattanooga	44 61	154	N	Georgetown	54 55
				50	H	Minnesota	63 90					159	A	Illinois	74 59
												162	H	Oakland	88 70
												187	H	Wisconsin	69 60
												216	H	Stony Brook	68 36
												242	A	UT Martin	71 63
												272	H	Santa Clara	57 47
												335	A	Chicago St.	63 36
												340	H	Eastern Ill.	74 40

LAST 12 Division I GAMES:															
187	H	Wisconsin	69 60	46	A	Purdue	60 63	12	H	Green Bay	57 63	123	A	Missouri St.	59 90
73	H	Nebraska	59 69	31	A	Michigan St.	51 81	29	H	DePaul	63 92	216	H	Stony Brook	68 36
50	H	Minnesota	63 90	82	H	Milwaukee	57 66								
340	H	Eastern Ill.	74 40												

Non-Div I Games:

Northwestern

Average RPI Win:	336	WON-LOST	WINNING	LAST 10	STRENGTH OF	OPP. STRENGTH	TEAM	ADJ.	CONF.	ADJ CONF.
Average RPI Loss:	165	RECORD	PCT. RANK	GAMES	SCHEDULE	OF SCHEDULE	RPI	RPI	RPI	RPI
DIV. I ONLY	2- 11	314	1- 8	202	292	305	305	27	27	
DIV. I NON-CONF.	1- 6	306	1- 4	84	101	232	232	26	26	

TOTALS	RPI 1-25	RPI 26-50	W-L RECORDS	RPI 51-100	RPI 101-999	RPI 201+				
2- 11	0- 1	0- 1	OVERALL	0- 2	2- 7	2- 5				
1- 4	0- 0	0- 0	HOME	0- 0	1- 4	1- 2				
1- 6	0- 0	0- 0	AWAY	0- 1	1- 0	1- 0				
0- 1	0- 0	0- 0	NEUTRAL	0- 0	0- 1	0- 1				
1- 6	0- 1	0- 1	NON-CONFERENCE	0- 2	1- 2	1- 1				
0- 1	0- 0	0- 0	HOME	0- 0	0- 1	0- 0				
1- 4	0- 1	0- 1	AWAY	0- 2	1- 0	1- 0				
0- 1	0- 0	0- 0	NEUTRAL	0- 0	0- 1	0- 1				
1- 5	0- 0	0- 0	CONFERENCE	0- 0	1- 5	1- 4				
1- 3	0- 0	0- 0	HOME	0- 0	1- 3	1- 2				
0- 2	0- 0	0- 0	AWAY	0- 0	0- 2	0- 2				
0- 0	0- 0	0- 0	NEUTRAL	0- 0	0- 0	0- 0				

RPI 1-25				RPI 26-50				RPI 51-100				RPI 101+ Team's RPI: 305			
RPI	S	Opponent	Score	RPI	S	Opponent	Score	RPI	S	Opponent	Score	RPI	S	Opponent	Score
9	A	Texas	44 68	43	A	Oklahoma St.	44 78	74	A	TCU	51 89	140	H	SFA	62 70
								95	A	Ole Miss	44 75	152	H	Southern Miss.	59 71
												240	A	Abilene Christian	41 80
												244	N	Texas Southern	43 56
												253	H	Nicholls St.	63 79
												274	H	A&M-Corpus Christi	56 62
												294	A	McNeese	67 72
												330	A	La.-Monroe	70 48
												342	H	Sam Houston St.	63 60
LAST 12 Division I GAMES:															
240	A	Abilene Christian	41 80	342	H	Sam Houston St.	63 60	9	A	Texas	44 68	244	N	Texas Southern	43 56
140	H	SFA	62 70									330	A	La.-Monroe	70 48
274	H	A&M-Corpus Christi	56 62									152	H	Southern Miss.	59 71
294	A	McNeese	67 72					43	A	Oklahoma St.	44 78				
253	H	Nicholls St.	63 79												
74	A	TCU	51 89												

Non-Div I Games: LeTourneau 82 39 LSU-Shreveport 62 42 LSU-Alexandria 85 55 Central Baptist 87 22 Northwestern St.

Average RPI	Win:	71	WON-LOST	WINNING	LAST 10	STRENGTH OF	OPP. STRENGTH	TEAM	ADJ.	CONF.	ADJ CONF.
Average RPI	Loss:	3	RECORD	PCT. RANK	GAMES	SCHEDULE	OF SCHEDULE	RPI	RPI	RPI	RPI
DIV. I ONLY		17- 2	5	9- 1	1	6	2	2	1	1	
DIV. I NON-CONF.		12- 1	6	5- 1	2	5	2	2	1	1	

TOTALS	RPI 1-25		RPI 26-50		W-L RECORDS	RPI 51-100		RPI 101-999		RPI 201+	
17- 2	5- 2		3- 0		OVERALL	4- 0		5- 0		1- 0	
8- 0	3- 0		2- 0		HOME	1- 0		2- 0		1- 0	
6- 2	0- 2		1- 0		AWAY	3- 0		2- 0		0- 0	
3- 0	2- 0		0- 0		NEUTRAL	0- 0		1- 0		0- 0	
12- 1	4- 1		3- 0		NON-CONFERENCE	2- 0		3- 0		1- 0	
5- 0	2- 0		2- 0		HOME	0- 0		1- 0		1- 0	
4- 1	0- 1		1- 0		AWAY	2- 0		1- 0		0- 0	
3- 0	2- 0		0- 0		NEUTRAL	0- 0		1- 0		0- 0	
5- 1	1- 1		0- 0		CONFERENCE	2- 0		2- 0		0- 0	
3- 0	1- 0		0- 0		HOME	1- 0		1- 0		0- 0	
2- 1	0- 1		0- 0		AWAY	1- 0		1- 0		0- 0	
0- 0	0- 0		0- 0		NEUTRAL	0- 0		0- 0		0- 0	

RPI	S	Opponent	Score	RPI	S	Opponent	Score	RPI	S	Opponent	Score	RPI	S	Opponent	Score
1	A	UConn	71 80	26	A	Mi chi gan	83 63	56	A	Western Ky.	78 65	101	A	Wake Forest	96 73
4	A	Louisvi lle	67 100	29	H	DePaul	91 82	60	A	Georgi a Tech	77 54	121	A	Penn	66 54
8	H	Tennessee	84 70	31	H	Mi chi gan St.	90 59	61	H	Mi ami (FL)	83 76	134	N	ETSU	77 46
17	H	Marquette	91 85					69	A	Oregon St.	72 67	172	H	Boston College	89 60
18	N	South Carolina	92 85									262	H	Mt. St. Mary' s	121 65
19	N	South Fla.	76 66												
25	H	Syracuse	87 72												

LAST 12 Division I GAMES:															
172	H	Boston College	89 60	8	H	Tennessee	84 70								
4	A	Louisvi lle	67 100	17	H	Marquette	91 85								
60	A	Georgi a Tech	77 54	29	H	DePaul	91 82								
61	H	Mi ami (FL)	83 76	121	A	Penn	66 54								
101	A	Wake Forest	96 73	31	H	Mi chi gan St.	90 59								
25	H	Syracuse	87 72	1	A	UConn	71 80								

Non-Div I Games:

Notre Dame

O
a
k
l
a
n
d

O
a
k
l
a
n
d

Oakl and

Average RPI Win:	178	WON-LOST	WINNING	LAST 10	STRENGTH OF	OPP. STRENGTH	TEAM	ADJ.	CONF.	ADJ CONF.
Average RPI Loss:	72	RECORD	PCT. RANK	GAMES	SCHEDULE	OF SCHEDULE	RPI	RPI	RPI	RPI
DIV. I ONLY	8- 8	165	5- 5	21	138	85	85	7	7	
DIV. I NON-CONF.	5- 5	170	2- 4	51	235	109	109	8	8	
<hr/>										
TOTALS	RPI 1-25	RPI 26-50	W-L RECORDS	RPI 51-100	RPI 101-999	RPI 201+				
8- 8	0- 0	1- 4	OVERALL	2- 2	5- 2	4- 0				
4- 3	0- 0	0- 2	HOME	1- 1	3- 0	2- 0				
4- 3	0- 0	1- 0	AWAY	1- 0	2- 0	2- 0				
0- 2	0- 0	0- 1	NEUTRAL	0- 0	0- 1	0- 0				
5- 5	0- 0	1- 2	NON-CONFERENCE	0- 1	4- 2	3- 0				
2- 2	0- 0	0- 1	HOME	0- 1	2- 0	1- 0				
3- 1	0- 0	1- 0	AWAY	0- 0	2- 1	2- 0				
0- 2	0- 0	0- 1	NEUTRAL	0- 0	0- 1	0- 0				
3- 3	0- 0	0- 2	CONFERENCE	2- 1	1- 0	1- 0				
2- 1	0- 0	0- 1	HOME	1- 0	1- 0	1- 0				
1- 2	0- 0	0- 1	AWAY	1- 1	0- 0	0- 0				
0- 0	0- 0	0- 0	NEUTRAL	0- 0	0- 0	0- 0				

RPI 1-25				RPI 26-50				RPI 51-100				RPI 101+			
RPI	S	Opponent	Score	RPI	S	Opponent	Score	RPI	S	Opponent	Score	RPI	S	Opponent	Score
				26	H	Michigan	61 74	51	A	Toledo	57 75	105	H	High Point	64 61
				27	H	Buffalo	63 67	51	H	Toledo	78 61	106	A	Cleveland St.	64 71
				41	A	Central Mich.	58 82	90	H	IUPUI	52 76	191	N	Furman	68 70
				44	N	Virginia	59 77	93	A	Western Mich.	69 54	231	H	Akron	70 67
				46	A	Purdue	77 71					266	H	N.C. A&T	72 65
												298	A	Eastern Ky.	69 57
												331	A	Marshall	54 52
LAST 12 Division I GAMES:															
				93	A	Western Mich.	69 54	27	H	Buffalo	63 67				
				51	A	Toledo	57 75	44	N	Virginia	59 77				
				231	H	Akron	70 67	191	N	Furman	68 70				
				41	A	Central Mich.	58 82	46	A	Purdue	77 71				
				51	H	Toledo	78 61	106	A	Cleveland St.	64 71				
				266	H	N.C. A&T	72 65	90	H	IUPUI	52 76				

Non-Div I Games: Notre Dame (OH) 93 37

Ohio

Average RPI	Win:	93	WON-LOST	WINNING	LAST 10	STRENGTH OF	OPP. STRENGTH	TEAM	ADJ.	CONF.	ADJ CONF.
Average RPI	Loss:	15	RECORD	PCT. RANK	GAMES	SCHEDULE	OF SCHEDULE	RPI	RPI	RPI	RPI
DIV. I ONLY		16- 3		14	9- 1	11	3	7	7	3	3
DIV. I NON-CONF.		11- 2		23	5- 1	9	4	7	7	4	4

TOTALS	RPI 1-25		RPI 26-50		W-L RECORDS	RPI 51-100		RPI 101-999		RPI 201+	
16- 3	0- 2		6- 1		OVERALL	4- 0		6- 0		1- 0	
8- 2	0- 1		3- 1		HOME	2- 0		3- 0		1- 0	
5- 1	0- 1		1- 0		AWAY	2- 0		2- 0		0- 0	
3- 0	0- 0		2- 0		NEUTRAL	0- 0		1- 0		0- 0	
11- 2	0- 2		4- 0		NON-CONFERENCE	1- 0		6- 0		1- 0	
6- 1	0- 1		2- 0		HOME	1- 0		3- 0		1- 0	
2- 1	0- 1		0- 0		AWAY	0- 0		2- 0		0- 0	
3- 0	0- 0		2- 0		NEUTRAL	0- 0		1- 0		0- 0	
5- 1	0- 0		2- 1		CONFERENCE	3- 0		0- 0		0- 0	
2- 1	0- 0		1- 1		HOME	1- 0		0- 0		0- 0	
3- 0	0- 0		1- 0		AWAY	2- 0		0- 0		0- 0	
0- 0	0- 0		0- 0		NEUTRAL	0- 0		0- 0		0- 0	

RPI	S	Opponent	Score	RPI	S	Opponent	Score	RPI	S	Opponent	Score	RPI	S	Opponent	Score
4	H	Louisville	90 95	26	A	Michigan	78 71	73	A	Nebraska	73 61	102	H	Dartmouth	103 70
14	A	Duke	60 69	26	H	Michigan	75 84	78	A	Indiana	77 62	130	H	Washington	85 76
				32	H	Stanford	85 64	78	H	Indiana	85 70	146	A	Cincinnati	87 76
				32	N	Stanford	94 82	81	H	Maine	83 70	170	N	Memphis	100 69
				38	N	FGCU	104 62					196	A	Florida	103 77
				48	H	Quinnipiac	95 63					206	H	Idaho	99 56
				50	H	Minnesota	91 75								

LAST 12 Division I GAMES:															
				78	A	Indiana	77 62	26	H	Michigan	75 84				
				26	A	Michigan	78 71	102	H	Dartmouth	103 70				
				50	H	Minnesota	91 75	196	A	Florida	103 77				
				78	H	Indiana	85 70	81	H	Maine	83 70				
				73	A	Nebraska	73 61	14	A	Duke	60 69				
				146	A	Cincinnati	87 76	32	N	Stanford	94 82				

Non-Div I Games:

Ohio St.

Through Games Of Jan. 18, 2018											
Average RPI Win: 117		WON-LOST RECORD	WINNING PCT. RANK	LAST 10 GAMES	STRENGTH OF SCHEDULE	OPP. STRENGTH OF SCHEDULE	TEAM RPI	ADJ. RPI	CONF. RPI	ADJ CONF. RPI	
Average RPI Loss: 52											
DIV. I ONLY		9- 9	165	6- 4	3	24	28	28	5	5	
DIV. I NON-CONF.		5- 6	187	2- 3	3	11	34	34	6	6	

TOTALS		RPI 1-25	RPI 26-50	W-L RECORDS	RPI 51-100	RPI 101-999	RPI 201+				
9- 9		1- 4	0- 3	OVERALL	4- 0	4- 2	2- 0				
5- 3		1- 2	0- 0	HOME	3- 0	1- 1	1- 0				
4- 5		0- 1	0- 3	AWAY	1- 0	3- 1	1- 0				
0- 1		0- 1	0- 0	NEUTRAL	0- 0	0- 0	0- 0				
5- 6		1- 2	0- 2	NON-CONFERENCE	2- 0	2- 2	1- 0				
4- 1		1- 0	0- 0	HOME	2- 0	1- 1	1- 0				
1- 4		0- 1	0- 2	AWAY	0- 0	1- 1	0- 0				
0- 1		0- 1	0- 0	NEUTRAL	0- 0	0- 0	0- 0				
4- 3		0- 2	0- 1	CONFERENCE	2- 0	2- 0	1- 0				
1- 2		0- 2	0- 0	HOME	1- 0	0- 0	0- 0				
3- 1		0- 0	0- 1	AWAY	1- 0	2- 0	1- 0				
0- 0		0- 0	0- 0	NEUTRAL	0- 0	0- 0	0- 0				

RPI 1-25		RPI 26-50		Team's RPI: 28	RPI 51-100		RPI 101+				
RPI	S	Opponent	Score	RPI	S	Opponent	Score	RPI	S	Opponent	Score
1	N	UConn	64 88	29	A	DePaul	108 111	59	H	New Mexico	105 63
5	A	Oregon	74 92	37	A	South Dakota St.	61 67	68	A	Kansas St.	76 71
9	H	Texas	78 88	43	A	Oklahoma St.	82 96	71	H	Belmont	96 73
16	H	Baylor	52 74					74	H	TCU	84 71
19	H	South Fla.	79 74								
			</								

Non-Div I Games:

Oklahoma

Average RPI	Win:	184	WON-LOST	WINNING	LAST 10	STRENGTH OF	OPP. STRENGTH	TEAM	ADJ.	CONF.	ADJ CONF.
Average RPI	Loss:	22	RECORD	PCT. RANK	GAMES	SCHEDULE	OF SCHEDULE	RPI	RPI	RPI	RPI
DIV. I ONLY		13- 4	43	7- 3	93	29	43	43	5	5	
DIV. I NON-CONF.		9- 2	34	4- 2	190	103	67	67	6	6	

TOTALS	RPI 1-25		RPI 26-50		W-L RECORDS		RPI 51-100		RPI 101-999		RPI 201+
13- 4	1- 3		2- 0		OVERALL		2- 1		8- 0		7- 0
11- 0	1- 0		2- 0		HOME		1- 0		7- 0		6- 0
1- 3	0- 2		0- 0		AWAY		0- 1		1- 0		1- 0
1- 1	0- 1		0- 0		NEUTRAL		1- 0		0- 0		0- 0
9- 2	1- 2		0- 0		NON-CONFERENCE		1- 0		7- 0		6- 0
8- 0	1- 0		0- 0		HOME		0- 0		7- 0		6- 0
0- 1	0- 1		0- 0		AWAY		0- 0		0- 0		0- 0
1- 1	0- 1		0- 0		NEUTRAL		1- 0		0- 0		0- 0
4- 2	0- 1		2- 0		CONFERENCE		1- 1		1- 0		1- 0
3- 0	0- 0		2- 0		HOME		1- 0		0- 0		0- 0
1- 2	0- 1		0- 0		AWAY		0- 1		1- 0		1- 0
0- 0	0- 0		0- 0		NEUTRAL		0- 0		0- 0		0- 0

RPI 1-25				RPI 26-50				Team's RPI: 43				RPI 51-100				RPI 101+			
RPI	S	Opponent	Score	RPI	S	Opponent	Score	RPI	S	Opponent	Score	RPI	S	Opponent	Score	RPI	S	Opponent	Score
3	A	Mississippi St.	76 79	28	H	Oklahoma	96 82	68	A	Kansas St.	64 80	181	H	Wichita St.	91 67				
8	N	Tennessee	69 79	40	H	West Virginia	79 73	68	H	Kansas St.	76 68	212	H	Southern U.	94 66				
9	A	Texas	79 84					97	N	South Dakota	76 68	231	A	Texas Tech	98 57				
10	H	UCLA	87 72									278	H	Incarnate Word	86 35				
												299	H	USC Upstate	108 71				
												305	H	Northwestern St.	78 44				
												313	H	UTRGV	80 38				
												330	H	La. -Monroe	112 58				

LAST 12 Division I GAMES:																			
68	A	Kansas St.	64 80	40	H	West Virginia	79 73	299	H	USC Upstate	108 71	10	H	UCLA	87 72				
28	H	Oklahoma	96 82	9	A	Texas	79 84	3	A	Mississippi St.	76 79	212	H	Southern U.	94 66				
68	H	Kansas St.	76 68	231	A	Texas Tech	98 57	8	N	Tennessee	69 79								
330	H	La. -Monroe	112 58																

Non-Div I Games:

Oklahoma St.

Average RPI Win:	328	WON-LOST	WINNING	LAST 10	STRENGTH OF	OPP. STRENGTH	TEAM	ADJ.	CONF.	ADJ CONF.
Average RPI Loss:	162	RECORD	PCT. RANK	GAMES	SCHEDULE	OF SCHEDULE	RPI	RPI	RPI	RPI
DIV. I ONLY	3- 16	313	2- 8	218	282	319	319	18	18	
DIV. I NON-CONF.	2- 12	306	1- 6	180	284	318	318	19	19	

TOTALS	RPI 1-25	RPI 26-50	W-L RECORDS	RPI 51-100	RPI 101-999	RPI 201+				
3- 16	0- 2	0- 0	OVERALL	0- 1	3- 13	3- 5				
3- 7	0- 2	0- 0	HOME	0- 1	3- 4	3- 1				
0- 6	0- 0	0- 0	AWAY	0- 0	0- 6	0- 3				
0- 3	0- 0	0- 0	NEUTRAL	0- 0	0- 3	0- 1				
2- 12	0- 2	0- 0	NON-CONFERENCE	0- 0	2- 10	2- 3				
2- 5	0- 2	0- 0	HOME	0- 0	2- 3	2- 1				
0- 4	0- 0	0- 0	AWAY	0- 0	0- 4	0- 1				
0- 3	0- 0	0- 0	NEUTRAL	0- 0	0- 3	0- 1				
1- 4	0- 0	0- 0	CONFERENCE	0- 1	1- 3	1- 2				
1- 2	0- 0	0- 0	HOME	0- 1	1- 1	1- 0				
0- 2	0- 0	0- 0	AWAY	0- 0	0- 2	0- 2				
0- 0	0- 0	0- 0	NEUTRAL	0- 0	0- 0	0- 0				

RPI 1-25				RPI 26-50				RPI 51-100				RPI 101+ Team's RPI: 319			
RPI	S	Opponent	Score	RPI	S	Opponent	Score	RPI	S	Opponent	Score	RPI	S	Opponent	Score
14	H	Duke	51 84					96	H	UAB	61 74	107	A	George Mason	53 66
21	H	NC State	56 73									136	A	William & Mary	58 75
												142	N	Saint Francis (PA)	68 79
												145	H	Liberty	55 63
												146	H	Cincinnati	33 54
												155	A	Hampton	42 50
												162	N	Oakland	59 80
												197	H	Charlotte	60 63
												217	A	North Texas	46 63
												222	H	Richmond	45 54
												240	N	Abilene Christian	60 74
												292	A	UTSA	56 64
												307	A	VCU	39 68
												316	H	Coppin St.	75 67
												331	H	Marshall	69 53
												338	H	South Carolina St.	52 35
LAST 12 Division I GAMES:															
155	A	Hampton	42 50	331	H	Marshall	69 53								
292	A	UTSA	56 64	240	N	Abilene Christian	60 74								
217	A	North Texas	46 63	162	N	Oakland	59 80								
197	H	Charlotte	60 63	136	A	William & Mary	58 75								
96	H	UAB	61 74	307	A	VCU	39 68								
338	H	South Carolina St.	52 35	146	H	Cincinnati	33 54								

Non-Div I Games:

Old Domini on

Loss,
Non-Conf,
S Site,
H Home
A Away
N Neutral

Average RPI Win:	208	WON-LOST	WINNING	LAST 10	STRENGTH OF	OPP. STRENGTH	TEAM	ADJ.	CONF.	ADJ CONF.
Average RPI Loss:	59	RECORD	PCT. RANK	GAMES	SCHEDULE	OF SCHEDULE	RPI	RPI	RPI	RPI
DIV. I ONLY	11- 7	108	4- 6	71	117	95	95	2	2	
DIV. I NON-CONF.	10- 3	51	5- 2	208	223	83	83	2	2	

TOTALS	RPI 1-25	RPI 26-50	W-L RECORDS	RPI 51-100	RPI 101-999	RPI 201+				
11- 7	0- 4	0- 0	OVERALL	1- 1	10- 2	6- 0				
9- 2	0- 2	0- 0	HOME	1- 0	8- 0	5- 0				
1- 4	0- 0	0- 0	AWAY	0- 0	1- 0	0- 0				
1- 1	0- 0	0- 0	NEUTRAL	0- 0	1- 1	1- 0				
10- 3	0- 1	0- 0	NON-CONFERENCE	1- 0	9- 2	6- 0				
8- 0	0- 0	0- 0	HOME	1- 0	7- 0	5- 0				
1- 2	0- 1	0- 0	AWAY	0- 0	1- 1	0- 0				
1- 1	0- 0	0- 0	NEUTRAL	0- 0	1- 1	1- 0				
1- 4	0- 3	0- 0	CONFERENCE	0- 1	1- 0	0- 0				
1- 2	0- 2	0- 0	HOME	0- 0	1- 0	0- 0				
0- 2	0- 1	0- 0	AWAY	0- 1	0- 0	0- 0				
0- 0	0- 0	0- 0	NEUTRAL	0- 0	0- 0	0- 0				

RPI	S	Opponent	Score
3	A	Mississippi St.	45 76
5	A	Oregon	46 90
13	H	Missouri	48 67
18	H	South Carolina	62 88

RPI	S	Opponent	Score

RPI	S	Opponent	Score
80	A	Arkansas	72 73
98	H	South Ala.	66 59

RPI	S	Opponent	Score
103	H	Middle Tenn.	65 56
120	N	Saint Louis	64 79
152	H	Southern Miss.	68 59
173	A	Portland St.	79 94
174	A	Temple	64 48
196	H	Florida	78 75
202	H	Arkansas St.	74 48
223	H	Troy	96 93
244	H	Texas Southern	73 58
276	H	Kennesaw St.	92 63
305	H	Northwestern St.	75 44
318	N	Delaware St.	110 58

LAST 12 Division I GAMES:									
3	A	Mississippi St.	45	76	13	H	Missouri	48	67
196	H	Florida	78	75	5	A	Oregon	46	90
18	H	South Carolina	62	88	152	H	Southern Miss.	68	59
80	A	Arkansas	72	73	98	H	South Ala.	66	59
244	H	Texas Southern	73	58	202	H	Arkansas St.	74	48
173	A	Portland St.	79	94	103	H	Middle Tenn.	65	56

Non-Div I Games:

Ole Miss

Average RPI Win:	261	WON-LOST	WINNING	LAST 10	STRENGTH OF	OPP. STRENGTH	TEAM	ADJ.	CONF.	ADJ CONF.
Average RPI Loss:	156	RECORD	PCT. RANK	GAMES	SCHEDULE	OF SCHEDULE	RPI	RPI	RPI	RPI
DIV. I ONLY	6- 9	230	2- 7	239	245	238	238	14	14	
DIV. I NON-CONF.	6- 4	122	3- 2	291	255	179	179	15	15	

TOTALS	RPI 1-25	RPI 26-50	W-L RECORDS	RPI 51-100	RPI 101-999	RPI 201+				
6- 9	0- 0	0- 1	OVERALL	0- 2	6- 6	5- 2				
3- 4	0- 0	0- 0	HOME	0- 1	3- 3	2- 0				
3- 5	0- 0	0- 1	AWAY	0- 1	3- 3	3- 2				
0- 0	0- 0	0- 0	NEUTRAL	0- 0	0- 0	0- 0				
6- 4	0- 0	0- 0	NON-CONFERENCE	0- 2	6- 2	5- 1				
3- 1	0- 0	0- 0	HOME	0- 1	3- 0	2- 0				
3- 3	0- 0	0- 0	AWAY	0- 1	3- 2	3- 1				
0- 0	0- 0	0- 0	NEUTRAL	0- 0	0- 0	0- 0				
0- 5	0- 0	0- 1	CONFERENCE	0- 0	0- 4	0- 1				
0- 3	0- 0	0- 0	HOME	0- 0	0- 3	0- 0				
0- 2	0- 0	0- 1	AWAY	0- 0	0- 1	0- 1				
0- 0	0- 0	0- 0	NEUTRAL	0- 0	0- 0	0- 0				

RPI	S	Opponent	Score	RPI	S	Opponent	Score	RPI	S	Opponent	Score	RPI	S	Opponent	Score	Team's RPI: 238
37	A	South Dakota St.	64 89	57	H	Creighton	51 72	117	H	Western Ill.	51 90	184	A	Bradley	56 69	
				68	A	Kansas St.	60 81	195	H	UNI	78 74	198	H	Denver	74 85	
								201	H	Oral Roberts	53 82	229	H	Montana St.	64 53	
								230	A	CSUN	68 60	250	A	CSU Bakersfield	43 52	
								280	A	Wofford	64 60	293	A	Fort Wayne	65 76	
								299	A	USC Upstate	69 66	332	H	Florida A&M	78 73	





































LAST 12 Division I GAMES:																
117	H	Western Ill.	51 90	198	H	Denver	74 85									
293	A	Fort Wayne	65 76	57	H	Creighton	51 72									
37	A	South Dakota St.	64 89	195	H	UNI	78 74									
201	H	Oral Roberts	53 82	280	A	Wofford	64 60									
230	A	CSUN	68 60	299	A	USC Upstate	69 66									
250	A	CSU Bakersfield	43 52	332	H	Florida A&M	78 73									

Non-Div I Games: Graceland (IA) 96 69 St. Mary (NE) 81 58

Omaha

Average RPI Win:	281	WON-LOST	WINNING	LAST 10	STRENGTH OF	OPP. STRENGTH	TEAM	ADJ.	CONF.	ADJ CONF.
Average RPI Loss:	96	RECORD	PCT. RANK	GAMES	SCHEDULE	OF SCHEDULE	RPI	RPI	RPI	RPI
DIV. I ONLY	10- 8	143	5- 5	303	196	201	201	14	14	
DIV. I NON-CONF.	7- 5	132	4- 2	335	227	217	217	15	15	

TOTALS	RPI 1-25	RPI 26-50	W-L RECORDS	RPI 51-100	RPI 101-999	RPI 201+				
10- 8	0- 0	0- 1	OVERALL	0- 4	10- 3	9- 0				
2- 3	0- 0	0- 1	HOME	0- 2	2- 0	2- 0				
4- 5	0- 0	0- 0	AWAY	0- 2	4- 3	3- 0				
4- 0	0- 0	0- 0	NEUTRAL	0- 0	4- 0	4- 0				
7- 5	0- 0	0- 0	NON-CONFERENCE	0- 3	7- 2	6- 0				
1- 1	0- 0	0- 0	HOME	0- 1	1- 0	1- 0				
2- 4	0- 0	0- 0	AWAY	0- 2	2- 2	1- 0				
4- 0	0- 0	0- 0	NEUTRAL	0- 0	4- 0	4- 0				
3- 3	0- 0	0- 1	CONFERENCE	0- 1	3- 1	3- 0				
1- 2	0- 0	0- 1	HOME	0- 1	1- 0	1- 0				
2- 1	0- 0	0- 0	AWAY	0- 0	2- 1	2- 0				
0- 0	0- 0	0- 0	NEUTRAL	0- 0	0- 0	0- 0				

RPI 1-25	RPI 26-50	RPI 51-100	RPI 101+	Team's RPI: 201
RPI S Opponent Score	RPI S Opponent Score	RPI S Opponent Score	RPI S Opponent Score	Score
	37  South Dakota St. 70  77	74  TCU 58  72	117  Western Ill. 49  56	
		76  Utah 50  71	123  Missouri St. 66  76	
		80  Arkansas 66  77	149  Tulsa 53 41	
		97  South Dakota 68  73	167  UT Arlington 46  70	
			238  Omaha 82 53	
			261  UMKC 76 73	
			265  North Dakota St. 71 48	
			291 N Alcorn 76 52	
			293  Fort Wayne 73 48	
			312 N Cal St. Fullerton 60 50	
			328  Houston Baptist 78 56	
			333 N Long Beach St. 64 58	
			335 N Chicago St. 73 43	
LAST 12 Division I GAMES:				
	37  South Dakota St. 70  77	97  South Dakota 68  73		
	265  North Dakota St. 71 48	335 N Chicago St. 73 43		
	117  Western Ill. 49  56	291 N Alcorn 76 52		
	293  Fort Wayne 73 48	123  Missouri St. 66  76		
	238  Omaha 82 53	261  UMKC 76 73		
	76  Utah 50  71	312 N Cal St. Fullerton 60 50		

Non-Div I Games: Okla. Panhandle 88 35

Oral Roberts

Average RPI Win: 121

Average RPI Loss: 4

WON-LOST
RECORDWINNING
PCT. RANKLAST 10
GAMESSTRENGTH OF
SCHEDULEOPP. STRENGTH
OF SCHEDULETEAM
RPIADJ.
RPICONF.
RPIADJ CONF.
RPIDIV. I ONLY
DIV. I NON-CONF.17- 2
11- 25
239- 1
5- 116
117
145
55
54
34
3

TOTALS

RPI 1-25

RPI 26-50

W-L RECORDS

RPI 51-100

RPI 101-999

RPI 201+

17- 2 4- 2
12- 0 1- 0
3- 2 2- 2
2- 0 1- 03- 0
2- 0
1- 0
0- 0OVERALL
HOME
AWAY
NEUTRAL1- 0
1- 0
0- 0
0- 09- 0
8- 0
0- 0
1- 04- 0
3- 0
0- 0
1- 011- 2 2- 2
8- 0 0- 0
1- 2 1- 2
2- 0 1- 01- 0
1- 0
0- 0
0- 0NON-CONFERENCE
HOME
AWAY
NEUTRAL1- 0
1- 0
0- 0
0- 07- 0
6- 0
0- 0
1- 03- 0
2- 0
0- 0
1- 06- 0 2- 0
4- 0 1- 0
2- 0 1- 0
0- 0 0- 02- 0
1- 0
1- 0
0- 0CONFERENCE
HOME
AWAY
NEUTRAL0- 0
0- 0
0- 0
0- 02- 0
2- 0
0- 0
0- 01- 0
1- 0
0- 0
0- 0

RPI 1-25 Team's RPI: 5

RPI 26-50

RPI 51-100

RPI 101+

RPI	S	Opponent	Score
3	A	Mississippi St.	79 90
4	A	Louisville	61 74
10	A	UCLA	70 61
15	A	Texas A&M	83 68
15	N	Texas A&M	84 62
22	H	Arizona St.	74 64

RPI	S	Opponent	Score
28	H	Oklahoma	92 74
35	A	Southern California	70 66
49	H	Washington St.	89 56

RPI	S	Opponent	Score
95	H	Ole Miss	90 46

RPI	S	Opponent	Score
128	H	Drake	110 77
130	H	Washington	94 83
132	H	Weber St.	114 87
155	H	Hampton	87 45
193	H	Eastern Wash.	81 40
230	H	CSUN	91 43
234	N	Hawaii	85 44
290	H	Arizona	62 44
303	H	Southern Utah	98 38

LAST 12 Division I GAMES:

290	H	Arizona	62 44	22	H	Arizona St.	74 64
10	A	UCLA	70 61	15	N	Texas A&M	84 62
35	A	Southern California	70 66	95	H	Ole Miss	90 46
130	H	Washington	94 83	3	A	Mississippi St.	79 90
49	H	Washington St.	89 56	303	H	Southern Utah	98 38
234	N	Hawaii	85 44	132	H	Weber St.	114 87

Non-Div I Games:

Oregon

Average RPI Win:	203	WON-LOST	WINNING	LAST 10	STRENGTH OF	OPP. STRENGTH	TEAM	ADJ.	CONF.	ADJ CONF.
Average RPI Loss:	15	RECORD	PCT. RANK	GAMES	SCHEDULE	OF SCHEDULE	RPI	RPI	RPI	RPI
DIV. I ONLY	13- 4	43	8- 2	156	61	69	69	4	4	
DIV. I NON-CONF.	9- 2	34	6- 0	224	178	80	80	3	3	

TOTALS	RPI 1-25	RPI 26-50	W-L RECORDS	RPI 51-100	RPI 101-999	RPI 201+				
13- 4	1- 3	1- 1	OVERALL	1- 0	10- 0	7- 0				
10- 1	1- 1	1- 0	HOME	1- 0	7- 0	5- 0				
1- 3	0- 2	0- 1	AWAY	0- 0	1- 0	1- 0				
2- 0	0- 0	0- 0	NEUTRAL	0- 0	2- 0	1- 0				
9- 2	0- 2	0- 0	NON-CONFERENCE	1- 0	8- 0	6- 0				
6- 1	0- 1	0- 0	HOME	1- 0	5- 0	4- 0				
1- 1	0- 1	0- 0	AWAY	0- 0	1- 0	1- 0				
2- 0	0- 0	0- 0	NEUTRAL	0- 0	2- 0	1- 0				
4- 2	1- 1	1- 1	CONFERENCE	0- 0	2- 0	1- 0				
4- 0	1- 0	1- 0	HOME	0- 0	2- 0	1- 0				
0- 2	0- 1	0- 1	AWAY	0- 0	0- 0	0- 0				
0- 0	0- 0	0- 0	NEUTRAL	0- 0	0- 0	0- 0				

RPI 1-25				RPI 26-50				RPI 51-100 Team's RPI: 69				RPI 101+			
RPI	S	Opponent	Score	RPI	S	Opponent	Score	RPI	S	Opponent	Score	RPI	S	Opponent	Score
2	H	Notre Dame	67 72	35	A	Southern Cal i fornia	61 65	58	H	UC Davi s	61 47	130	H	Washington	75 63
10	A	UCLA	49 84	49	H	Washing ton St.	71 53					179	H	North Dakota	65 55
14	A	Duke	65 72									185	N	Nevada	89 49
22	H	Ari zona St.	57 54									213	H	UC Santa Barbara	74 49
												257	H	San Jose St.	110 62
												288	H	Utah Valley	98 41
												290	H	Arizona	88 48
												296	N	Utah St.	94 55
												323	A	N. C. Central	97 44
												345	H	Savannah St.	84 36

LAST 12 Division I GAMES:															
22	H	Ari zona St.	57 54	290	H	Ari zona	88 48								
35	A	Southern Cal i fornia	61 65	213	H	UC Santa Barbara	74 49								
10	A	UCLA	49 84	345	H	Savannah St.	84 36								
49	H	Washing ton St.	71 53	257	H	San Jose St.	110 62								
130	H	Washington	75 63	296	N	Utah St.	94 55								
58	H	UC Davi s	61 47	185	N	Nevada	89 49								

Non-Div I Games:

Oregon St.

Average RPI Win: 212

Average RPI Loss: 86

WON-LOST
RECORDWINNING
PCT. RANKLAST 10
GAMESSTRENGTH OF
SCHEDULEOPP. STRENGTH
OF SCHEDULETEAM
RPIADJ.
RPICONF.
RPIADJ CONF.
RPIDIV. I ONLY
DIV. I NON-CONF.8- 9
5- 5192
1705- 5
2- 352
34168
187131
121131
12112
1012
10

TOTALS

RPI 1-25

RPI 26-50

W-L RECORDS

RPI 51-100

RPI 101-999

RPI 201+

8- 9

0- 1

0- 1

OVERALL

1- 4

7- 3

5- 0

5- 5

0- 1

0- 0

HOME

1- 4

4- 0

3- 0

3- 4

0- 0

0- 1

AWAY

0- 0

3- 3

2- 0

0- 0

0- 0

0- 0

NEUTRAL

0- 0

0- 0

0- 0

5- 5

0- 1

0- 1

NON-CONFERENCE

1- 2

4- 1

3- 0

4- 3

0- 1

0- 0

HOME

1- 2

3- 0

2- 0

1- 2

0- 0

0- 1

AWAY

0- 0

1- 1

1- 0

0- 0

0- 0

0- 0

NEUTRAL

0- 0

0- 0

0- 0

3- 4

0- 0

0- 0

CONFERENCE

0- 2

3- 2

2- 0

1- 2

0- 0

0- 0

HOME

0- 2

1- 0

1- 0

2- 2

0- 0

0- 0

AWAY

0- 0

2- 2

1- 0

0- 0

0- 0

0- 0

NEUTRAL

0- 0

0- 0

0- 0

RPI 1-25

RPI 26-50

RPI 51-100

RPI 101+

Team's RPI: 131

RPI	S	Opponent	Score
23	H	Cal i forn i a	85 92

RPI	S	Opponent	Score
33	A	Northern Colo.	55 80

RPI	S	Opponent	Score
53	H	UCF	78 74
54	H	Gonzaga	72 99
58	H	UC Davis	58 90
66	H	Saint Mary's (CA)	69 70
92	H	Brown	57 74

RPI	S	Opponent	Score
110	A	BYU	65 77
137	H	Lamar University	80 75
160	A	Loyol a Marymount	60 75
178	A	Fresno St.	70 81
189	A	San Di ego	81 68
211	A	Pepperdi ne	85 77
214	A	Seattle U	85 73
257	H	San Jose St.	106 97
312	H	Cal St. Fullerton	81 65
322	H	Portl and	91 55

LAST 12 Di vi si on I GAMES:

322	H	Portl and	91 55	211	A	Pepperdi ne	85 77
189	A	San Di ego	81 68	53	H	UCF	78 74
110	A	BYU	65 77	214	A	Seattle U	85 73
66	H	Saint Mary's (CA)	69 70	23	H	Cal i forn i a	85 92
160	A	Loyol a Marymount	60 75	178	A	Fresno St.	70 81
54	H	Gonzaga	72 99	33	A	Northern Colo.	55 80

Non-Di v I Games:

UC Merced

123 59

Paci f i c

Average RPI Win:	159	WON-LOST	WINNING	LAST 10	STRENGTH OF	OPP. STRENGTH	TEAM	ADJ.	CONF.	ADJ CONF.
Average RPI Loss:	84	RECORD	PCT. RANK	GAMES	SCHEDULE	OF SCHEDULE	RPI	RPI	RPI	RPI
DIV. I ONLY	12- 8	115	4- 6	48	53	75	75	3	3	
DIV. I NON-CONF.	9- 4	82	3- 2	155	148	77	77	4	4	

TOTALS	RPI 1-25	RPI 26-50	W-L RECORDS	RPI 51-100	RPI 101-999	RPI 201+				
12- 8	1- 1	0- 3	OVERALL	3- 2	8- 2	3- 1				
8- 2	1- 0	0- 2	HOME	3- 0	4- 0	2- 0				
4- 4	0- 1	0- 1	AWAY	0- 1	4- 1	1- 1				
0- 2	0- 0	0- 0	NEUTRAL	0- 1	0- 1	0- 0				
9- 4	0- 0	0- 0	NON-CONFERENCE	2- 2	7- 2	3- 1				
6- 0	0- 0	0- 0	HOME	2- 0	4- 0	2- 0				
3- 2	0- 0	0- 0	AWAY	0- 1	3- 1	1- 1				
0- 2	0- 0	0- 0	NEUTRAL	0- 1	0- 1	0- 0				
3- 4	1- 1	0- 3	CONFERENCE	1- 0	1- 0	0- 0				
2- 2	1- 0	0- 2	HOME	1- 0	0- 0	0- 0				
1- 2	0- 1	0- 1	AWAY	0- 0	1- 0	0- 0				
0- 0	0- 0	0- 0	NEUTRAL	0- 0	0- 0	0- 0				

RPI 1-25				RPI 26-50				RPI 51-100				RPI 101+			
RPI	S	Opponent	Score	RPI	S	Opponent	Score	RPI	S	Opponent	Score	RPI	S	Opponent	Score
11	A	Rutgers	65 70	26	A	Michigan	69 89	64	H	Drexel	84 70	101	H	Wake Forest	68 58
11	H	Rutgers	70 67	36	H	Maryland	65 69	65	A	American	66 75	158	A	Providence	60 51
				50	H	Minnesota	71 91	68	N	Kansas St.	65 70	166	A	Pittsburgh	59 48
								72	H	Fordham	65 60	187	A	Wisconsin	69 62
								78	H	Indiana	77 74	190	N	Louisiana Tech	59 71
												200	H	Siena	86 72
												225	A	St. Bonaventure	62 65
												236	H	Manhattan	78 46
												302	H	Central Conn. St.	83 66
												331	A	Marshall	80 65

LAST 12 Division I GAMES:															
187	A	Wisconsin	69 62	11	H	Rutgers	70 67	166	A	Pittsburgh	59 48	225	A	St. Bonaventure	62 65
50	H	Minnesota	71 91	65	A	American	66 75	72	H	Fordham	65 60	236	H	Manhattan	78 46
11	A	Rutgers	65 70	68	N	Kansas St.	65 70								
78	H	Indiana	77 74												
36	H	Maryland	65 69												
26	A	Michigan	69 89												

Non-Div I Games:

Penn St.

Average RPI Win:	234	WON-LOST	WINNING	LAST 10	STRENGTH OF	OPP. STRENGTH	TEAM	ADJ.	CONF.	ADJ CONF.
Average RPI Loss:	133	RECORD	PCT. RANK	GAMES	SCHEDULE	OF SCHEDULE	RPI	RPI	RPI	RPI
DIV. I ONLY	6- 11	251	2- 8	100	274	211	211	12	12	
DIV. I NON-CONF.	4- 6	214	1- 4	112	341	191	191	10	10	

TOTALS	RPI 1-25	RPI 26-50	W-L RECORDS	RPI 51-100	RPI 101-999	RPI 201+				
6- 11	0- 0	0- 0	OVERALL	0- 4	6- 7	3- 3				
4- 4	0- 0	0- 0	HOME	0- 0	4- 4	2- 2				
2- 7	0- 0	0- 0	AWAY	0- 4	2- 3	1- 1				
0- 0	0- 0	0- 0	NEUTRAL	0- 0	0- 0	0- 0				
4- 6	0- 0	0- 0	NON-CONFERENCE	0- 2	4- 4	2- 3				
2- 2	0- 0	0- 0	HOME	0- 0	2- 2	1- 2				
2- 4	0- 0	0- 0	AWAY	0- 2	2- 2	1- 1				
0- 0	0- 0	0- 0	NEUTRAL	0- 0	0- 0	0- 0				
2- 5	0- 0	0- 0	CONFERENCE	0- 2	2- 3	1- 0				
2- 2	0- 0	0- 0	HOME	0- 0	2- 2	1- 0				
0- 3	0- 0	0- 0	AWAY	0- 2	0- 1	0- 0				
0- 0	0- 0	0- 0	NEUTRAL	0- 0	0- 0	0- 0				

RPI 1-25				RPI 26-50				RPI 51-100				RPI 101+ Team's RPI: 211			
RPI	S	Opponent	Score	RPI	S	Opponent	Score	RPI	S	Opponent	Score	RPI	S	Opponent	Score
								54	A	Gonzaga	51 73	110	H	BYU	67 73
								58	A	UC Davis	64 69	131	H	Paci fic	77 85
								66	A	Saint Mary's (CA)	62 75	132	A	Weber St.	61 71
								76	A	Utah	65 89	139	H	Idaho St.	80 74
												151	A	San Franci sco	67 68
												185	A	Nevada	77 72
												189	H	San Diego	66 62
												205	A	UC Irvi ne	74 75
												214	H	Seattle U	62 65
												264	H	New Mexico St.	64 86
												272	H	Santa Clara	56 55
												288	H	Utah Valley	71 44
												333	A	Long Beach St.	83 71
LAST 12 Division I GAMES:															
				66	A	Saint Mary's (CA)	62 75	131	H	Paci fic	77 85				
				110	H	BYU	67 73	264	H	New Mexico St.	64 86				
				151	A	San Franci sco	67 68	132	A	Weber St.	61 71				
				54	A	Gonzaga	51 73	76	A	Utah	65 89				
				189	H	San Diego	66 62	288	H	Utah Valley	71 44				
				272	H	Santa Clara	56 55	205	A	UC Irvi ne	74 75				

Non-Div I Games:

Pepperdine

Average RPI	Win: 227	WON-LOST	WINNING	LAST 10	STRENGTH OF	OPP. STRENGTH	TEAM	ADJ.	CONF.	ADJ CONF.
Average RPI	Loss: 74	RECORD	PCT. RANK	GAMES	SCHEDULE	OF SCHEDULE	RPI	RPI	RPI	RPI
DIV. I ONLY	9- 10	187	4- 6	80	100	166	166	1	1	
DIV. I NON-CONF.	8- 5	112	3- 3	192	222	184	184	1	1	

TOTALS	RPI 1-25	RPI 26-50	W-L RECORDS	RPI 51-100	RPI 101-999	RPI 201+				
9- 10	0- 1	0- 2	OVERALL	1- 5	8- 2	6- 0				
8- 5	0- 1	0- 0	HOME	1- 2	7- 2	6- 0				
1- 5	0- 0	0- 2	AWAY	0- 3	1- 0	0- 0				
0- 0	0- 0	0- 0	NEUTRAL	0- 0	0- 0	0- 0				
8- 5	0- 0	0- 1	NON-CONFERENCE	0- 3	8- 1	6- 0				
7- 3	0- 0	0- 0	HOME	0- 2	7- 1	6- 0				
1- 2	0- 0	0- 1	AWAY	0- 1	1- 0	0- 0				
0- 0	0- 0	0- 0	NEUTRAL	0- 0	0- 0	0- 0				
1- 5	0- 1	0- 1	CONFERENCE	1- 2	0- 1	0- 0				
1- 2	0- 1	0- 0	HOME	1- 0	0- 1	0- 0				
0- 3	0- 0	0- 1	AWAY	0- 2	0- 0	0- 0				
0- 0	0- 0	0- 0	NEUTRAL	0- 0	0- 0	0- 0				

RPI	S	Opponent	Score	RPI	S	Opponent	Score	RPI	S	Opponent	Score	RPI	S	Opponent	Score	Team's RPI: 166
4	H	Louisville	51 77	40	A	West Virginia	52 73	60	H	Georgia Tech	68 62	101	H	Wake Forest	49 58	
				44	A	Virginia	50 62	63	A	Virginia Tech	66 89	146	A	Cincinnati	66 46	
								70	H	Duquesne	53 66	187	H	Wisconsin	57 58	
								72	A	Fordham	55 58	199	H	Bucknell	57 39	
								75	H	Penn St.	48 59	202	H	Arkansas St.	87 47	
								88	A	North Carolina	67 68	267	H	Youngstown St.	66 58	
												273	H	UNCW	74 55	
												282	H	Towson	81 63	
												283	H	Cornell	51 39	
												335	H	Chicago St.	87 49	

LAST 12 Division I GAMES:																
60	H	Georgia Tech	68 62	4	H	Louisville	51 77	199	H	Bucknell	57 39					
63	A	Virginia Tech	66 89	75	H	Penn St.	48 59	273	H	UNCW	74 55					
88	A	North Carolina	67 68	40	A	West Virginia	52 73	72	A	Fordham	55 58					
101	H	Wake Forest	49 58													
335	H	Chicago St.	87 49													
44	A	Virginia	50 62													

Non-Div I Games:

Pittsburgh

Average RPI Win:	261	WON-LOST	WINNING	LAST 10	STRENGTH OF	OPP. STRENGTH	TEAM	ADJ.	CONF.	ADJ CONF.
Average RPI Loss:	169	RECORD	PCT. RANK	GAMES	SCHEDULE	OF SCHEDULE	RPI	RPI	RPI	RPI

DIV. I ONLY	2- 14	323	0- 10	204	272	322	322	12	12
DIV. I NON-CONF.	2- 7	286	0- 4	251	326	331	331	10	10
TOTALS	RPI 1-25	RPI 26-50	W-L RECORDS	RPI 51-100	RPI 101-999	RPI 201+			
2- 14	0- 0	0- 0	OVERALL	0- 1	2- 13	2- 3			
2- 8	0- 0	0- 0	HOME	0- 1	2- 7	2- 1			
0- 6	0- 0	0- 0	AWAY	0- 0	0- 6	0- 2			
0- 0	0- 0	0- 0	NEUTRAL	0- 0	0- 0	0- 0			
2- 7	0- 0	0- 0	NON-CONFERENCE	0- 0	2- 7	2- 2			
2- 4	0- 0	0- 0	HOME	0- 0	2- 4	2- 0			
0- 3	0- 0	0- 0	AWAY	0- 0	0- 3	0- 2			
0- 0	0- 0	0- 0	NEUTRAL	0- 0	0- 0	0- 0			
0- 7	0- 0	0- 0	CONFERENCE	0- 1	0- 6	0- 1			
0- 4	0- 0	0- 0	HOME	0- 1	0- 3	0- 1			
0- 3	0- 0	0- 0	AWAY	0- 0	0- 3	0- 0			
0- 0	0- 0	0- 0	NEUTRAL	0- 0	0- 0	0- 0			

RPI 1-25	RPI 26-50	RPI 51-100	RPI 101+	Team's RPI: 322
RPI S Opponent Score	RPI S Opponent Score	RPI S Opponent Score	RPI S Opponent Score	
		54 H Gonzaga 56 70	110 H BYU 58 72	
			130 A Washington 67 93	
			131 A Paci fi c 55 91	
			132 H Weber St. 70 91	
			142 H Saint Francis (PA) 101 106	
			151 A San Francis sco 75 84	
			173 H Portland St. 71 77	
			177 H Boise St. 47 73	
			189 A San Diego 52 59	
			189 H San Diego 60 75	
			205 A UC Irvine 52 63	
			234 H Hawai i 76 47	
			272 H Santa Clara 43 50	
			288 H Utah Valley 71 64	
			312 A Cal St. Fullerton 61 66	
LAST 12 Division I GAMES:				
131 A Paci fi c 55 91	189 H San Di ego 60 75			
54 H Gonzaga 56 70	142 H Saint Francis (PA) 101 106			
272 H Santa Clara 43 50	132 H Weber St. 70 91			
189 A San Di ego 52 59	177 H Boise St. 47 73			
151 A San Francis sco 75 84	130 A Washington 67 93			
110 H BYU 58 72	173 H Portland St. 71 77			

Non-Div I Games: Willamette 72 52 Warner Paci fi c 95 59

Portland

Average RPI Win:	224	WON-LOST	WINNING	LAST 10	STRENGTH OF	OPP. STRENGTH	TEAM	ADJ.	CONF.	ADJ CONF.
Average RPI Loss:	150	RECORD	PCT. RANK	GAMES	SCHEDULE	OF SCHEDULE	RPI	RPI	RPI	RPI

DIV. I ONLY	7- 8	198	5- 4	194	207	173	173	19	19
DIV. I NON-CONF.	4- 5	202	3- 1	129	189	104	104	14	14
TOTALS	RPI 1-25	RPI 26-50	W-L RECORDS	RPI 51-100	RPI 101-999	RPI 201+			
7- 8	0- 0	0- 0	OVERALL	1- 2	6- 6	5- 3			
3- 2	0- 0	0- 0	HOME	1- 0	2- 2	1- 1			
4- 6	0- 0	0- 0	AWAY	0- 2	4- 4	4- 2			
0- 0	0- 0	0- 0	NEUTRAL	0- 0	0- 0	0- 0			
4- 5	0- 0	0- 0	NON-CONFERENCE	1- 2	3- 3	3- 1			
1- 0	0- 0	0- 0	HOME	1- 0	0- 0	0- 0			
3- 5	0- 0	0- 0	AWAY	0- 2	3- 3	3- 1			
0- 0	0- 0	0- 0	NEUTRAL	0- 0	0- 0	0- 0			
3- 3	0- 0	0- 0	CONFERENCE	0- 0	3- 3	2- 2			
2- 2	0- 0	0- 0	HOME	0- 0	2- 2	1- 1			
1- 1	0- 0	0- 0	AWAY	0- 0	1- 1	1- 1			
0- 0	0- 0	0- 0	NEUTRAL	0- 0	0- 0	0- 0			

RPI 1-25	RPI 26-50	RPI 51-100	RPI 101+	Team's RPI: 173
RPI S Opponent Score	RPI S Opponent Score	RPI S Opponent Score	RPI S Opponent Score	
		54 A Gonzaga 52 91	104 A UNLV 80 88	
		58 A UC Davis 67 79	139 H Idaho St. 59 88	
		95 H Ole Miss 94 79	185 A Nevada 55 67	
			193 H Eastern Wash. 75 60	
			205 A UC Irvine 82 72	
			206 H Idaho 90 101	
			214 A Seattle U 77 91	
			229 A Montana St. 69 60	
			241 A Montana 53 69	
			257 A San Jose St. 90 78	
			269 H Sacramento St. 74 73	
			322 A Portland 77 71	
LAST 12 Division I GAMES:				
241 A Montana 53 69	139 H Idaho St. 59 88			
229 A Montana St. 69 60	205 A UC Irvine 82 72			
206 H Idaho 90 101	54 A Gonzaga 52 91			
193 H Eastern Wash. 75 60	322 A Portland 77 71			
269 H Sacramento St. 74 73	214 A Seattle U 77 91			
95 H Ole Miss 94 79	257 A San Jose St. 90 78			

Non-Div I Games: Northwest (WA) 63 60 Multnomah 95 32

Portland St.

Average RPI Win:	228	WON-LOST	WINNING	LAST 10	STRENGTH OF	OPP. STRENGTH	TEAM	ADJ.	CONF.	ADJ CONF.
Average RPI Loss:	206	RECORD	PCT. RANK	GAMES	SCHEDULE	OF SCHEDULE	RPI	RPI	RPI	RPI
DIV. I ONLY	2- 12	315	2- 8	140	348	289	289	32	32	
DIV. I NON-CONF.	0- 9	337	0- 7	50	335	297	297	32	32	

TOTALS	RPI 1-25	RPI 26-50	W-L RECORDS	RPI 51-100	RPI 101-999	RPI 201+				
2- 12	0- 1	0- 0	OVERALL	0- 0	2- 11	2- 7				
1- 2	0- 0	0- 0	HOME	0- 0	1- 2	1- 1				
1- 9	0- 1	0- 0	AWAY	0- 0	1- 8	1- 5				
0- 1	0- 0	0- 0	NEUTRAL	0- 0	0- 1	0- 1				
0- 9	0- 1	0- 0	NON-CONFERENCE	0- 0	0- 8	0- 4				
0- 1	0- 0	0- 0	HOME	0- 0	0- 1	0- 0				
0- 7	0- 1	0- 0	AWAY	0- 0	0- 6	0- 3				
0- 1	0- 0	0- 0	NEUTRAL	0- 0	0- 1	0- 1				
2- 3	0- 0	0- 0	CONFERENCE	0- 0	2- 3	2- 3				
1- 1	0- 0	0- 0	HOME	0- 0	1- 1	1- 1				
1- 2	0- 0	0- 0	AWAY	0- 0	1- 2	1- 2				
0- 0	0- 0	0- 0	NEUTRAL	0- 0	0- 0	0- 0				

RPI 1-25				RPI 26-50				RPI 51-100				RPI 101+				Team's RPI: 289
RPI	S	Opponent	Score	RPI	S	Opponent	Score	RPI	S	Opponent	Score	RPI	S	Opponent	Score	
15	A	Texas A&M	70 98									125	A	Clemson	58 64	
												129	H	Rice	68 88	
												144	A	Texas St.	57 84	
												174	A	Colorado St.	59 71	
												209	A	Bethune-Cookman	52 77	
												212	H	Southern U.	69 62	
												231	A	Texas Tech	60 89	
												244	A	Texas Southern	61 56	
												256	A	Grambling	79 81	
												274	N	A&M-Corpus Christi	62 72	
												291	H	Alcorn	72 73	
												313	A	UTRGV	62 78	
												315	A	Jackson St.	61 70	

LAST 12 Division I GAMES:																
256	A	Grambling	79 81	315	A	Jackson St.	61 70									
244	A	Texas Southern	61 56	231	A	Texas Tech	60 89									
212	H	Southern U.	69 62	125	A	Clemson	58 64									
291	H	Alcorn	72 73	144	A	Texas St.	57 84									
129	H	Rice	68 88	15	A	Texas A&M	70 98									
174	A	Colorado St.	59 71	313	A	UTRGV	62 78									

Non-Div I Games: Texas-Tyler 99 56 Arlington Baptist 116 73

Prairie View

Average RPI Win:	254	WON-LOST	WINNING	LAST 10	STRENGTH OF	OPP. STRENGTH	TEAM	ADJ.	CONF.	ADJ CONF.
Average RPI Loss:	148	RECORD	PCT. RANK	GAMES	SCHEDULE	OF SCHEDULE	RPI	RPI	RPI	RPI
DIV. I ONLY	5- 11	274	4- 6	176	234	249	249	29	29	
DIV. I NON-CONF.	3- 8	268	2- 5	165	156	245	245	29	29	

TOTALS	RPI 1-25	RPI 26-50	W-L RECORDS	RPI 51-100	RPI 101-999	RPI 201+				
5- 11	0- 2	0- 0	OVERALL	0- 3	5- 6	3- 4				
4- 3	0- 0	0- 0	HOME	0- 0	4- 3	2- 2				
1- 8	0- 0	0- 0	AWAY	0- 1	1- 0	1- 0				
0- 0	0- 0	0- 0	NEUTRAL	0- 0	0- 0	0- 0				
3- 8	0- 2	0- 0	NON-CONFERENCE	0- 3	3- 3	2- 3				
2- 2	0- 0	0- 0	HOME	0- 0	2- 2	1- 2				
1- 6	0- 2	0- 0	AWAY	0- 3	1- 1	1- 1				
0- 0	0- 0	0- 0	NEUTRAL	0- 0	0- 0	0- 0				
2- 3	0- 0	0- 0	CONFERENCE	0- 0	2- 3	1- 1				
2- 1	0- 0	0- 0	HOME	0- 0	2- 1	1- 0				
0- 2	0- 0	0- 0	AWAY	0- 0	0- 2	0- 1				
0- 0	0- 0	0- 0	NEUTRAL	0- 0	0- 0	0- 0				

RPI 1-25				RPI 26-50				RPI 51-100				RPI 101+ Team's RPI: 249			
RPI	S	Opponent	Score	RPI	S	Opponent	Score	RPI	S	Opponent	Score	RPI	S	Opponent	Score
10	A	UCLA	40 76					71	A	Belmont	48 90	105	A	High Point	55 81
14	A	Duke	45 79					87	A	Chattanooga	51 71	145	H	Liberty	64 76
								88	A	North Carolina	56 91	188	H	Gardner-Webb	72 69
												191	H	Furman	76 75
												227	H	UNCG	57 64
												255	A	San Diego St.	50 77
												270	H	Campbell	65 59
												276	H	Kennesaw St.	51 60
												299	A	USC Upstate	83 69
												323	H	N.C. Central	69 60
												349	A	Longwood	56 66
LAST 12 Division I GAMES:															
270	H	Campbell	65 59	188	H	Gardner-Webb	72 69	323	H	N.C. Central	69 60				
105	A	High Point	55 81	88	A	North Carolina	56 91	71	A	Belmont	48 90				
349	A	Longwood	56 66	14	A	Duke	45 79	276	H	Kennesaw St.	51 60				
145	H	Liberty	64 76												
191	H	Furman	76 75												
227	H	UNCG	57 64												

Non-Div I Games:

Presbyterian

RPI 1-25				RPI 26-50				RPI 51-100				RPI 101+			
RPI	S	Opponent	Score	RPI	S	Opponent	Score	RPI	S	Opponent	Score	RPI	S	Opponent	Score
11	A	Rutgers	50 70	48	A	Quinnipiac	60 46	60	H	Georgia Tech	56 67	121	A	Penn	70 55
20	H	Villanova	59 62					87	N	Chattanooga	59 49	153	N	Saint Joseph's	63 54
								91	H	George Washington	72 52	156	A	Davidson	63 57
								99	H	Delaware	78 60	176	H	Columbia	69 47
								100	A	Seton Hall	85 83	239	A	Lafayette	53 45
												283	H	Cornell	75 54
												317	A	Wagner	58 37
												337	H	UMBC	77 40
LAST 12 Division I GAMES:															
176	H	Columbia	69 47	283	H	Cornell	75 54								
121	A	Penn	70 55	11	A	Rutgers	50 70								
337	H	UMBC	77 40	48	A	Quinnipiac	60 46								
87	N	Chattanooga	59 49	239	A	Lafayette	53 45								
153	N	Saint Joseph's	63 54	99	H	Delaware	78 60								
317	A	Wagner	58 37	20	H	Villanova	59 62								

Princeton

Average RPI Win:	182	WON-LOST	WINNING	LAST 10	STRENGTH OF	OPP. STRENGTH	TEAM	ADJ.	CONF.	ADJ CONF.
Average RPI Loss:	93	RECORD	PCT. RANK	GAMES	SCHEDULE	OF SCHEDULE	RPI	RPI	RPI	RPI
DIV. I ONLY	8- 11	221	2- 8	103	67	158	158	6	6	
DIV. I NON-CONF.	7- 5	132	2- 3	197	201	154	154	5	5	

TOTALS	RPI 1-25	RPI 26-50	W-L RECORDS	RPI 51-100	RPI 101-999	RPI 201+				
8- 11	0- 2	1- 2	OVERALL	1- 4	6- 3	3- 1				
2- 7	0- 2	0- 1	HOME	0- 2	2- 2	1- 0				
3- 4	0- 0	1- 1	AWAY	0- 2	2- 1	1- 1				
3- 0	0- 0	0- 0	NEUTRAL	1- 0	2- 0	1- 0				
7- 5	0- 0	0- 1	NON-CONFERENCE	1- 2	6- 2	3- 1				
2- 3	0- 0	0- 0	HOME	0- 2	2- 1	1- 0				
2- 2	0- 0	0- 1	AWAY	0- 0	2- 1	1- 1				
3- 0	0- 0	0- 0	NEUTRAL	1- 0	2- 0	1- 0				
1- 6	0- 2	1- 1	CONFERENCE	0- 2	0- 1	0- 0				
0- 4	0- 2	0- 1	HOME	0- 0	0- 1	0- 0				
1- 2	0- 0	1- 0	AWAY	0- 2	0- 0	0- 0				
0- 0	0- 0	0- 0	NEUTRAL	0- 0	0- 0	0- 0				

RPI 1-25				RPI 26-50				RPI 51-100				RPI 101+ Team's RPI: 158							
RPI	S	Opponent	Score	RPI	S	Opponent	Score	RPI	S	Opponent	Score	RPI	S	Opponent	Score				
17	H	Marquette	60 77	29	H	DePaul	48 71	57	A	Creighton	56 73	133	A	Yale	55 51				
20	H	Villanova	55 63	34	A	St. John's (NY)	49 44	75	H	Penn St.	51 60	154	H	Georgetown	43 75				
				48	A	Quinnipiac	36 62	86	N	Wright St.	74 69	161	N	Stetson	56 45				
								92	H	Brown	59 64	172	H	Boston College	63 55				
								100	A	Seton Hall	56 65	176	H	Columbia	64 73				
												204	A	Northeastern	98 95				
												259	A	Sacred Heart	75 78				
												321	H	Rhode Island	65 41				
												345	N	Savannah St.	78 48				

LAST 12 Division I GAMES:																			
17	H	Marquette	60 77	57	A	Creighton	56 73	172	H	Boston College	63 55								
29	H	DePaul	48 71	259	A	Sacred Heart	75 78	48	A	Quinnipiac	36 62								
100	A	Seton Hall	56 65	321	H	Rhode Island	65 41	92	H	Brown	59 64								
34	A	St. John's (NY)	49 44																
20	H	Villanova	55 63																
154	H	Georgetown	43 75																

Non-Div I Games:

Providence

Average RPI Win: 143

Average RPI Loss: 55

WON-LOST
RECORDWINNING
PCT. RANKLAST 10
GAMESSTRENGTH OF
SCHEDULEOPP. STRENGTH
OF SCHEDULETEAM
RPIADJ.
RPICONF.
RPIADJ CONF.
RPIDIV. I ONLY
DIV. I NON-CONF.13- 7
9- 590
997- 3
4- 228
3738
8146
5746
573
43
4

TOTALS

RPI 1-25

RPI 26-50

W-L RECORDS

RPI 51-100

RPI 101-999

RPI 201+

13- 7

1- 1

2- 2

OVERALL

1- 4

9- 0

3- 0

9- 2

1- 0

0- 1

HOME

1- 1

7- 0

2- 0

3- 4

0- 1

2- 0

AWAY

0- 3

1- 0

1- 0

1- 1

0- 0

0- 1

NEUTRAL

0- 0

1- 0

0- 0

9- 5

0- 0

1- 2

NON-CONFERENCE

1- 3

7- 0

3- 0

6- 2

0- 0

0- 1

HOME

1- 1

5- 0

2- 0

2- 2

0- 0

1- 0

AWAY

0- 2

1- 0

1- 0

1- 1

0- 0

0- 1

NEUTRAL

0- 0

1- 0

0- 0

4- 2

1- 1

1- 0

CONFERENCE

0- 1

2- 0

0- 0

3- 0

1- 0

0- 0

HOME

0- 0

2- 0

0- 0

1- 2

0- 1

1- 0

AWAY

0- 1

0- 0

0- 0

0- 0

0- 0

0- 0

NEUTRAL

0- 0

0- 0

0- 0

RPI 1-25

RPI	S	Opponent	Score
11	A	Rutgers	50 58
11	H	Rutgers	47 33

RPI 26-50

Team's RPI: 46

RPI	S	Opponent	Score
30	A	Iowa	76 70
35	N	Southern California	46 58
39	H	Ball St.	60 66
41	A	Central Mich.	79 69

RPI 51-100

RPI	S	Opponent	Score
60	A	Georgia Tech	55 68
66	H	Saint Mary's (CA)	70 60
76	A	Utah	68 81
78	A	Indiana	54 72
85	H	Ohio	71 77

RPI 101+

RPI	S	Opponent	Score
118	H	Miami (OH)	75 66
137	H	Lamar University	79 64
165	H	Northwestern	63 60
187	H	Wisconsin	57 35
193	H	Eastern Wash.	65 40
194	N	Marist	61 47
234	A	Hawaii	79 67
242	H	UT Martin	60 58
247	H	Valparaiso	95 49

LAST 12 Division I GAMES:

30	A	Iowa	76 70	165	H	Northwestern	63 60
11	H	Rutgers	47 33	242	H	UT Martin	60 58
78	A	Indiana	54 72	193	H	Eastern Wash.	65 40
187	H	Wisconsin	57 35	85	H	Ohio	71 77
11	A	Rutgers	50 58	247	H	Valparaiso	95 49
66	H	Saint Mary's (CA)	70 60	39	H	Ball St.	60 66

Non-Div I Games:

Purdue

Loss,
 Non-Conf,
 S Site,
 H Home
 A Away
 N Neutral

Average RPI Win: 193		WON-LOST	WINNING	LAST 10	STRENGTH OF		OPP. STRENGTH	TEAM	ADJ.	CONF.	ADJ CONF.
Average RPI Loss: 26		RECORD	PCT. RANK	GAMES	SCHEDULE		OF SCHEDULE	RPI	RPI	RPI	RPI
DIV. I ONLY		14- 5	57	9- 1	83		96	48	48	25	25
DIV. I NON-CONF.		6- 5	153	2- 2	4		9	16	16	25	25

TOTALS		RPI 1-25		RPI 26-50	W-L RECORDS		RPI 51-100	RPI 101-999		RPI 201+	
14- 5		0- 2		2- 3	OVERALL		1- 0	11- 0		7- 0	
8- 1		0- 0		1- 1	HOME		1- 0	6- 0		3- 0	
6- 3		0- 1		1- 2	AWAY		0- 0	5- 0		4- 0	
0- 1		0- 1		0- 0	NEUTRAL		0- 0	0- 0		0- 0	
6- 5		0- 2		2- 3	NON-CONFERENCE		1- 0	3- 0		1- 0	
3- 1		0- 0		1- 1	HOME		1- 0	1- 0		0- 0	
3- 3		0- 1		1- 2	AWAY		0- 0	2- 0		1- 0	
0- 1		0- 1		0- 0	NEUTRAL		0- 0	0- 0		0- 0	
8- 0		0- 0		0- 0	CONFERENCE		0- 0	8- 0		6- 0	
5- 0		0- 0		0- 0	HOME		0- 0	5- 0		3- 0	
3- 0		0- 0		0- 0	AWAY		0- 0	3- 0		3- 0	
0- 0		0- 0		0- 0	NEUTRAL		0- 0	0- 0		0- 0	

RPI 1-25				RPI 26-50				RPI 51-100				RPI 101+			
RPI	S	Opponent	Score	RPI	S	Opponent	Score	RPI	S	Opponent	Score	RPI	S	Opponent	Score
7	A	Ohio St.	63 95	30	A	Iowa	67 83	62	H	Dayton	72 66	155	A	Hampton	64 58
13	N	Missouri	51 66	31	A	Michigan St.	55 74					158	H	Provi dence	62 36
				33	H	Northern Colo.	60 49					194	H	Marist	62 56
				41	A	Central Mi ch.	84 70					200	H	Siena	68 54
				47	H	Princeton	46 60					203	H	Ni agara	77 61
												222	A	Ri chmond	81 65
												236	A	Manhattan	80 64
												258	A	Monmouth	76 55
												271	H	Ri der	73 66
												334	A	Iona	74 38
												339	H	Saint Peter's	86 39

LAST 12 Division I GAMES:															
				271	H	Ri der	73 66	258	A	Monmouth	76 55				
				339	H	Saint Peter's	86 39	200	H	Siena	68 54				
				194	H	Marist	62 56	41	A	Central Mi ch.	84 70				
				334	A	Iona	74 38	31	A	Mi chi gan St.	55 74				
				203	H	Ni agara	77 61	47	H	Princeton	46 60				
				236	A	Manhattan	80 64	158	H	Provi dence	62 36				

Non-Div I Games:

Qui nni pi ac

Average RPI	Win:	299	WON-LOST	WINNING	LAST 10	STRENGTH OF	OPP. STRENGTH	TEAM	ADJ.	CONF.	ADJ CONF.
Average RPI	Loss:	160	RECORD	PCT. RANK	GAMES	SCHEDULE	OF SCHEDULE	RPI	RPI	RPI	RPI
DIV. I ONLY		9- 6		115	6- 3	324	314	218	218	29	29
DIV. I NON-CONF.		6- 4		122	3- 3	282	254	168	168	29	29

TOTALS	RPI 1-25		RPI 26-50		W-L RECORDS	RPI 51-100		RPI 101-999		RPI 201+	
9- 6	0- 0		0- 1		OVERALL	0- 2		9- 3		9- 2	
4- 1	0- 0		0- 0		HOME	0- 0		4- 1		4- 1	
3- 4	0- 0		0- 0		AWAY	0- 0		3- 2		3- 1	
2- 1	0- 0		0- 1		NEUTRAL	0- 0		2- 0		2- 0	
6- 4	0- 0		0- 1		NON-CONFERENCE	0- 2		6- 1		6- 1	
3- 0	0- 0		0- 0		HOME	0- 0		3- 0		3- 0	
1- 3	0- 0		0- 0		AWAY	0- 2		1- 1		1- 1	
2- 1	0- 0		0- 1		NEUTRAL	0- 0		2- 0		2- 0	
3- 2	0- 0		0- 0		CONFERENCE	0- 0		3- 2		3- 1	
1- 1	0- 0		0- 0		HOME	0- 0		1- 1		1- 1	
2- 1	0- 0		0- 0		AWAY	0- 0		2- 1		2- 0	
0- 0	0- 0		0- 0		NEUTRAL	0- 0		0- 0		0- 0	

RPI 1-25				RPI 26-50				RPI 51-100				RPI 101+ Team's RPI: 218			
RPI	S	Opponent	Score	RPI	S	Opponent	Score	RPI	S	Opponent	Score	RPI	S	Opponent	Score
				40	N	West Virginia	55 75	63	A	Virginia Tech	42 68	188	A	Gardner-Webb	53 69
								88	A	North Carolina	46 79	227	H	UNCG	56 53
												240	N	Abilene Christian	71 65
												254	H	UNC Asheville	56 67
												282	N	Towson	69 66
												285	H	Appalachian St.	61 40
												307	H	VCU	79 62
												324	A	Western Caro.	27 39
												325	A	Tennessee Tech	60 41
												329	A	Charleston So.	61 56
												343	H	Winthrop	78 52
												349	A	Longwood	52 33
LAST 12 Division I GAMES:															
329	A	Charleston So.	61 56	349	A	Longwood	52 33								
254	H	UNC Asheville	56 67	40	N	West Virginia	55 75								
188	A	Gardner-Webb	53 69	307	H	VCU	79 62								
343	H	Winthrop	78 52	324	A	Western Caro.	27 39								
282	N	Towson	69 66	63	A	Virginia Tech	42 68								
240	N	Abilene Christian	71 65	227	H	UNCG	56 53								

Non-Div I Games: UVa-Wise 75 43

Radford

Average RPI Win:	313	WON-LOST	WINNING	LAST 10	STRENGTH OF	OPP. STRENGTH	TEAM	ADJ.	CONF.	ADJ CONF.
Average RPI Loss:	159	RECORD	PCT. RANK	GAMES	SCHEDULE	OF SCHEDULE	RPI	RPI	RPI	RPI
DIV. I ONLY	2- 16	331	1- 8	220	218	321	321	13	13	
DIV. I NON-CONF.	2- 10	300	1- 4	213	245	312	312	12	12	

TOTALS	RPI 1-25	RPI 26-50	W-L RECORDS	RPI 51-100	RPI 101-999	RPI 201+				
2- 16	0- 0	0- 2	OVERALL	0- 1	2- 13	2- 5				
2- 5	0- 0	0- 1	HOME	0- 0	2- 4	2- 3				
0- 10	0- 0	0- 1	AWAY	0- 1	0- 8	0- 1				
0- 1	0- 0	0- 0	NEUTRAL	0- 0	0- 1	0- 1				
2- 10	0- 0	0- 2	NON-CONFERENCE	0- 0	2- 8	2- 2				
2- 2	0- 0	0- 1	HOME	0- 0	2- 1	2- 1				
0- 7	0- 0	0- 1	AWAY	0- 0	0- 6	0- 0				
0- 1	0- 0	0- 0	NEUTRAL	0- 0	0- 1	0- 1				
0- 6	0- 0	0- 0	CONFERENCE	0- 1	0- 5	0- 3				
0- 3	0- 0	0- 0	HOME	0- 0	0- 3	0- 2				
0- 3	0- 0	0- 0	AWAY	0- 1	0- 2	0- 1				
0- 0	0- 0	0- 0	NEUTRAL	0- 0	0- 0	0- 0				

RPI 1-25				RPI 26-50				RPI 51-100				RPI 101+				Team's RPI: 321
RPI	S	Opponent	Score	RPI	S	Opponent	Score	RPI	S	Opponent	Score	RPI	S	Opponent	Score	
				31	A	Michigan St.	38 82	62	A	Dayton	58 116	102	A	Dartmouth	54 70	
				50	H	Minnesota	60 82					107	H	George Mason	53 92	
												119	A	Jacksonville St.	53 63	
												121	A	Penn	66 84	
												156	A	Davison	67 77	
												158	A	Providence	41 65	
												183	A	Samford	37 67	
												194	A	Marist	42 64	
												218	H	Holy Cross	63 69	
												222	H	Richmond	53 74	
												225	A	St. Bonaventure	70 81	
												277	H	Fairfield	62 47	
												287	N	Bryant	52 58	
												307	H	VCU	49 61	
												348	H	UMass Lowell	81 64	

LAST 12 Division I GAMES:																
				107	H	George Mason	53 92	225	A	St. Bonaventure	70 81					
				307	H	VCU	49 61	218	H	Holy Cross	63 69					
				156	A	Davison	67 77	277	H	Fairfield	62 47					
				62	A	Dayton	58 116	31	A	Michigan St.	38 82					
				222	H	Richmond	53 74	194	A	Marist	42 64					
				121	A	Penn	66 84	158	A	Providence	41 65					

Non-Div I Games: Southern Conn. St. 57 62

Rhode Island

Average RPI Win:	266	WON-LOST	WINNING	LAST 10	STRENGTH OF	OPP. STRENGTH	TEAM	ADJ.	CONF.	ADJ CONF.
Average RPI Loss:	137	RECORD	PCT. RANK	GAMES	SCHEDULE	OF SCHEDULE	RPI	RPI	RPI	RPI
DIV. I ONLY	13- 3	25	8- 2	345	193	129	129	18	18	
DIV. I NON-CONF.	10- 2	33	6- 2	341	183	137	137	19	19	

TOTALS	RPI 1-25	RPI 26-50	W-L RECORDS	RPI 51-100	RPI 101-999	RPI 201+				
13- 3	0- 1	0- 0	OVERALL	0- 0	13- 2	11- 1				
6- 0	0- 0	0- 0	HOME	0- 0	6- 0	4- 0				
7- 3	0- 1	0- 0	AWAY	0- 0	7- 2	7- 1				
0- 0	0- 0	0- 0	NEUTRAL	0- 0	0- 0	0- 0				
10- 2	0- 1	0- 0	NON-CONFERENCE	0- 0	10- 1	8- 0				
5- 0	0- 0	0- 0	HOME	0- 0	5- 0	3- 0				
5- 2	0- 1	0- 0	AWAY	0- 0	5- 1	5- 0				
0- 0	0- 0	0- 0	NEUTRAL	0- 0	0- 0	0- 0				
3- 1	0- 0	0- 0	CONFERENCE	0- 0	3- 1	3- 1				
1- 0	0- 0	0- 0	HOME	0- 0	1- 0	1- 0				
2- 1	0- 0	0- 0	AWAY	0- 0	2- 1	2- 1				
0- 0	0- 0	0- 0	NEUTRAL	0- 0	0- 0	0- 0				

RPI 1-25				RPI 26-50				RPI 51-100				RPI 101+				Team's RPI: 129
RPI	S	Opponent	Score	RPI	S	Opponent	Score	RPI	S	Opponent	Score	RPI	S	Opponent	Score	
15	A	Texas A&M	76 82									122	A	Kansas	65 73	
												135	H	Little Rock	58 51	
												176	H	Columbia	67 44	
												217	A	North Texas	50 49	
												220	A	Fla. Atlantic	67 53	
												252	A	Grand Canyon	69 59	
												274	A	A&M-Corpus Christi	67 56	
												275	A	FIU	58 68	
												278	H	Incarnate Word	60 43	
												289	A	Prairie View	88 68	
												292	H	UTSA	83 52	
												320	A	Northern Ariz.	88 83	
												328	H	Houston Baptist	67 45	
												330	H	La. -Monroe	63 47	
												342	A	Sam Houston St.	79 50	
LAST 12 Division I GAMES:																
220	A	Fla. Atlantic	67 53	275	A	FIU	58 68									
292	H	UTSA	83 52	330	H	La. -Monroe	63 47									
217	A	North Texas	50 49	278	H	Incarnate Word	60 43									
176	H	Columbia	67 44	15	A	Texas A&M	76 82									
289	A	Prairie View	88 68	122	A	Kansas	65 73									
274	A	A&M-Corpus Christi	67 56	135	H	Little Rock	58 51									

Non-Div I Games:

Rice

Average RPI	Win: 267	WON-LOST	WINNING	LAST 10	STRENGTH OF	OPP. STRENGTH	TEAM	ADJ.	CONF.	ADJ CONF.
Average RPI	Loss: 130	RECORD	PCT. RANK	GAMES	SCHEDULE	OF SCHEDULE	RPI	RPI	RPI	RPI
DIV. I ONLY	7- 12	246	2- 8	187	238	222	222	13	13	
DIV. I NON-CONF.	5- 8	220	1- 5	147	300	204	204	12	12	

TOTALS	RPI 1-25	RPI 26-50	W-L RECORDS	RPI 51-100	RPI 101-999	RPI 201+				
7- 12	0- 0	0- 1	OVERALL	0- 2	7- 9	5- 1				
1- 6	0- 0	0- 1	HOME	0- 1	1- 4	0- 0				
5- 3	0- 0	0- 0	AWAY	0- 0	5- 0	4- 0				
1- 3	0- 0	0- 0	NEUTRAL	0- 1	1- 2	1- 1				
5- 8	0- 0	0- 1	NON-CONFERENCE	0- 2	5- 5	4- 1				
0- 4	0- 0	0- 1	HOME	0- 1	0- 2	0- 0				
4- 1	0- 0	0- 0	AWAY	0- 0	4- 1	3- 0				
1- 3	0- 0	0- 0	NEUTRAL	0- 1	1- 2	1- 1				
2- 4	0- 0	0- 0	CONFERENCE	0- 0	2- 4	1- 0				
1- 2	0- 0	0- 0	HOME	0- 0	1- 2	0- 0				
1- 2	0- 0	0- 0	AWAY	0- 0	1- 2	1- 0				
0- 0	0- 0	0- 0	NEUTRAL	0- 0	0- 0	0- 0				

RPI	S	Opponent	Score	RPI	S	Opponent	Score	RPI	S	Opponent	Score	RPI	S	Opponent	Score
48	H	Qui nni pi ac	65 81	84	H	Navy	56 76	101	H	Wake Forest	81 85	107	A	George Mason	56 77
				86	N	Wright St.	69 85	120	H	Saint Louis	61 79	136	H	William & Mary	64 78
								153	A	Saint Joseph' s	72 81	156	H	Davi dson	65 68
								161	A	Stetson	67 72	176	A	Col umbi a	85 79
								180	H	La Salle	77 51	196	N	Fl ori da	80 87
								209	N	Bethune-Cookman	50 63	248	A	East Caroli na	65 64
								277	A	Fai rfi eld	72 67	319	A	Old Domini on	54 45
								321	A	Rhode Island	74 53	345	N	Savannah St.	100 63

LAST 12 Di vi si on I GAMES:															
156	H	Davi dson	65 68	107	A	George Mason	56 77	161	A	Stetson	67 72	84	H	Navy	56 76
153	A	Saint Joseph' s	72 81	48	H	Qui nni pi ac	65 81	136	H	William & Mary	64 78	319	A	Old Domini on	54 45
180	H	La Salle	77 51	86	N	Wright St.	69 85								
120	H	Saint Louis	61 79												
321	A	Rhode Island	74 53												
209	N	Bethune-Cookman	50 63												

Non-Di v I Games:

Ri chmond

Average RPI Win:	281	WON-LOST	WINNING	LAST 10	STRENGTH OF	OPP. STRENGTH	TEAM	ADJ.	CONF.	ADJ CONF.
Average RPI Loss:	178	RECORD	PCT. RANK	GAMES	SCHEDULE	OF SCHEDULE	RPI	RPI	RPI	RPI
DIV. I ONLY	7- 11	236	5- 5	293	303	271	271	25	25	
DIV. I NON-CONF.	3- 8	268	3- 2	280	316	293	293	25	25	

TOTALS	RPI 1-25	RPI 26-50	W-L RECORDS	RPI 51-100	RPI 101-999	RPI 201+				
7- 11	0- 0	0- 1	OVERALL	0- 2	7- 8	6- 4				
3- 5	0- 0	0- 0	HOME	0- 0	3- 5	3- 1				
4- 5	0- 0	0- 1	AWAY	0- 2	4- 2	3- 2				
0- 1	0- 0	0- 0	NEUTRAL	0- 0	0- 1	0- 1				
3- 8	0- 0	0- 0	NON-CONFERENCE	0- 2	3- 6	2- 4				
1- 3	0- 0	0- 0	HOME	0- 0	1- 3	1- 1				
2- 4	0- 0	0- 0	AWAY	0- 2	2- 2	1- 2				
0- 1	0- 0	0- 0	NEUTRAL	0- 0	0- 1	0- 1				
4- 3	0- 0	0- 1	CONFERENCE	0- 0	4- 2	4- 0				
2- 2	0- 0	0- 0	HOME	0- 0	2- 2	2- 0				
2- 1	0- 0	0- 1	AWAY	0- 0	2- 0	2- 0				
0- 0	0- 0	0- 0	NEUTRAL	0- 0	0- 0	0- 0				

RPI	S	Opponent	Score	RPI	S	Opponent	Score	RPI	S	Opponent	Score	RPI	S	Opponent	Score
48	A	Qui nni pi ac	66 73	84	A	Navy	44 63	163	H	Binghamton	54 76	180	A	La Salle	76 55
				100	A	Seton Hall	49 85	194	H	Marist	69 80	199	H	Bucknell	71 76
								200	H	Siena	67 71	203	H	Niagara	65 58
								218	H	Holy Cross	56 83	239	A	Lafayette	45 60
								248	N	East Carolina	63 66	262	A	Mt. St. Mary's	78 82
								277	A	Fairfield	61 45	310	H	Canisius	70 54
								314	H	Vermont	64 49	339	A	Saint Peter's	57 52
								346	A	NJIT	79 64				
LAST 12 Division I GAMES:															
48	A	Qui nni pi ac	66 73	203	H	Niagara	65 58	163	H	Binghamton	54 76	346	A	NJIT	79 64
277	A	Fairfield	61 45	180	A	La Salle	76 55	262	A	Mt. St. Mary's	78 82	314	H	Vermont	64 49
310	H	Canisius	70 54	200	H	Siena	67 71								
339	A	Saint Peter's	57 52	194	H	Marist	69 80								

Non-Div I Games:

Ri der

Average RPI Win:	248	WON-LOST	WINNING	LAST 10	STRENGTH OF	OPP. STRENGTH	TEAM	ADJ.	CONF.	ADJ CONF.
Average RPI Loss:	108	RECORD	PCT. RANK	GAMES	SCHEDULE	OF SCHEDULE	RPI	RPI	RPI	RPI
DIV. I ONLY	11- 4	63	8- 1	286	236	143	143	28	28	
DIV. I NON-CONF.	6- 4	122	4- 2	312	141	212	212	28	28	
<hr/>										
TOTALS	RPI 1-25	RPI 26-50	W-L RECORDS	RPI 51-100	RPI 101-999	RPI 201+				
11- 4	0- 0	0- 1	OVERALL	0- 0	11- 3	9- 0				
6- 2	0- 0	0- 0	HOME	0- 0	6- 2	5- 0				
5- 1	0- 0	0- 1	AWAY	0- 0	5- 0	4- 0				
0- 1	0- 0	0- 0	NEUTRAL	0- 0	0- 1	0- 0				
6- 4	0- 0	0- 1	NON-CONFERENCE	0- 0	6- 3	5- 0				
3- 2	0- 0	0- 0	HOME	0- 0	3- 2	3- 0				
3- 1	0- 0	0- 1	AWAY	0- 0	3- 0	2- 0				
0- 1	0- 0	0- 0	NEUTRAL	0- 0	0- 1	0- 0				
5- 0	0- 0	0- 0	CONFERENCE	0- 0	5- 0	4- 0				
3- 0	0- 0	0- 0	HOME	0- 0	3- 0	2- 0				
2- 0	0- 0	0- 0	AWAY	0- 0	2- 0	2- 0				
0- 0	0- 0	0- 0	NEUTRAL	0- 0	0- 0	0- 0				

RPI 1-25				RPI 26-50				RPI 51-100				RPI 101+ Team's RPI: 143			
RPI	S	Opponent	Score	RPI	S	Opponent	Score	RPI	S	Opponent	Score	RPI	S	Opponent	Score
				31	A	Michigan St.	58 100					124	H	Bowling Green	62 64
												126	H	Kent St.	31 46
												142	H	Saint Francis (PA)	63 62
												151	N	San Francisco	45 57
												168	A	Cal Poly	66 50
												239	H	Lafayette	63 42
												245	H	LIU Brooklyn	60 53
												258	H	Monmouth	56 38
												259	A	Sacred Heart	91 57
												263	A	Northern Ky.	59 50
												267	H	Youngstown St.	84 52
												279	H	St. Francis Brooklyn	59 36
												295	A	Fairleigh Dickinson	77 68
												318	A	Delaware St.	65 42
<hr/>															
LAST 12 Division I GAMES:															
				279	H	St. Francis Brooklyn	59 36					142	H	Saint Francis (PA)	63 62
				245	H	LIU Brooklyn	60 53					318	A	Delaware St.	65 42
				259	A	Sacred Heart	91 57					258	H	Monmouth	56 38
				295	A	Fairleigh Dickinson	77 68					267	H	Youngstown St.	84 52
				126	H	Kent St.	31 46					151	N	San Francisco	45 57
				239	H	Lafayette	63 42					168	A	Cal Poly	66 50

Non-Div I Games: Clarion 67 60

Robert Morris

Average RPI Win:	104	WON-LOST	WINNING	LAST 10	STRENGTH OF	OPP. STRENGTH	TEAM	ADJ.	CONF.	ADJ CONF.
Average RPI Loss:	47	RECORD	PCT. RANK	GAMES	SCHEDULE	OF SCHEDULE	RPI	RPI	RPI	RPI
DIV. I ONLY	17- 4	29	8- 2	13	20	11	11	3	3	
DIV. I NON-CONF.	12- 2	22	5- 0	21	19	10	10	4	4	

TOTALS	RPI 1-25	RPI 26-50	W-L RECORDS	RPI 51-100	RPI 101-999	RPI 201+				
17- 4	1- 1	6- 2	OVERALL	4- 1	6- 0	1- 0				
12- 0	1- 0	5- 0	HOME	2- 0	4- 0	1- 0				
4- 2	0- 0	1- 1	AWAY	1- 1	2- 0	0- 0				
1- 2	0- 1	0- 1	NEUTRAL	1- 0	0- 0	0- 0				
12- 2	1- 1	3- 1	NON-CONFERENCE	3- 0	5- 0	1- 0				
8- 0	1- 0	3- 0	HOME	1- 0	3- 0	1- 0				
3- 0	0- 0	0- 0	AWAY	1- 0	2- 0	0- 0				
1- 2	0- 1	0- 1	NEUTRAL	1- 0	0- 0	0- 0				
5- 2	0- 0	3- 1	CONFERENCE	1- 1	1- 0	0- 0				
4- 0	0- 0	2- 0	HOME	1- 0	1- 0	0- 0				
1- 2	0- 0	1- 1	AWAY	0- 1	0- 0	0- 0				
0- 0	0- 0	0- 0	NEUTRAL	0- 0	0- 0	0- 0				

RPI 1-25				RPI 26-50				RPI 51-100				RPI 101+			
RPI	S	Opponent	Score	RPI	S	Opponent	Score	RPI	S	Opponent	Score	RPI	S	Opponent	Score
18	N	South Carolina	68 78	31	A	Michigan St.	61 58	75	A	Penn St.	67 70	101	H	Wake Forest	65 51
21	H	NC State	57 53	42	H	Houston	75 57	75	H	Penn St.	70 65	159	H	Illinois	76 37
				44	H	Virginia	52 43	89	A	James Madison	76 63	174	A	Temple	84 67
				46	A	Purdue	33 47	93	N	Western Mich.	75 64	197	A	Charlotte	77 54
				46	H	Purdue	58 50	100	H	Seton Hall	70 45	200	H	Siena	59 47
				47	H	Princeton	70 50					295	H	Fairleigh Dickinson	101 35
				49	N	Washington St.	60 63								
				50	H	Minnesota	80 70								
LAST 12 Division I GAMES:															
				50	H	Minnesota	80 70	75	A	Penn St.	67 70				
				46	A	Purdue	33 47	42	H	Houston	75 57				
				75	H	Penn St.	70 65	47	H	Princeton	70 50				
				159	H	Illinois	76 37	295	H	Fairleigh Dickinson	101 35				
				31	A	Michigan St.	61 58	100	H	Seton Hall	70 45				
				46	H	Purdue	58 50	44	H	Virginia	52 43				

Non-Div I Games:

Rutgers

Average RPI Win:	257	WON-LOST	WINNING	LAST 10	STRENGTH OF	OPP. STRENGTH	TEAM	ADJ.	CONF.	ADJ CONF.
Average RPI Loss:	179	RECORD	PCT. RANK	GAMES	SCHEDULE	OF SCHEDULE	RPI	RPI	RPI	RPI
DIV. I ONLY	10- 3	42	6- 2	335	265	140	140	27	27	
DIV. I NON-CONF.	4- 3	143	1- 2	292	288	189	189	26	26	

TOTALS	RPI 1-25	RPI 26-50	W-L RECORDS	RPI 51-100	RPI 101-999	RPI 201+				
10- 3	0- 0	0- 0	OVERALL	1- 1	9- 2	8- 2				
5- 0	0- 0	0- 0	HOME	1- 0	4- 0	4- 0				
3- 3	0- 0	0- 0	AWAY	0- 1	3- 2	2- 2				
2- 0	0- 0	0- 0	NEUTRAL	0- 0	2- 0	2- 0				
4- 3	0- 0	0- 0	NON-CONFERENCE	1- 1	3- 2	3- 2				
2- 0	0- 0	0- 0	HOME	1- 0	1- 0	1- 0				
0- 3	0- 0	0- 0	AWAY	0- 1	0- 2	0- 2				
2- 0	0- 0	0- 0	NEUTRAL	0- 0	2- 0	2- 0				
6- 0	0- 0	0- 0	CONFERENCE	0- 0	6- 0	5- 0				
3- 0	0- 0	0- 0	HOME	0- 0	3- 0	3- 0				
3- 0	0- 0	0- 0	AWAY	0- 0	3- 0	2- 0				
0- 0	0- 0	0- 0	NEUTRAL	0- 0	0- 0	0- 0				

S
F
AS
F
A

RPI 1-25				RPI 26-50				RPI 51-100				RPI 101+				Team's RPI: 140
RPI	S	Opponent	Score	RPI	S	Opponent	Score	RPI	S	Opponent	Score	RPI	S	Opponent	Score	
								68	A	Kansas St.	49 74	182	A	New Orleans	74 67	
								97	H	South Dakota	77 55	229	A	Montana St.	54 59	
												240	H	Abilene Christian	66 55	
												241	A	Montana	52 60	
												253	A	Nicholls St.	86 73	
												278	H	Incarnate Word	60 49	
												291	N	Alcorn	83 79	
												300	H	Southeastern La.	79 67	
												305	A	Northwestern St.	70 62	
												308	N	Alabama St.	77 50	
												316	H	Coppin St.	72 59	
LAST 12 Division I GAMES:																
278	H	Incarnate Word	60 49	240	H	Abilene Christian	66 55									
182	A	New Orleans	74 67	241	A	Montana	52 60									
305	A	Northwestern St.	70 62	97	H	South Dakota	77 55									
253	A	Nicholls St.	86 73	291	N	Alcorn	83 79									
300	H	Southeastern La.	79 67	308	N	Alabama St.	77 50									
229	A	Montana St.	54 59	316	H	Coppin St.	72 59									

Non-Div I Games: Howard Payne 105 35 Central Baptist 97 34 Tex. A&M-Commerce 83 61 Cent. Christian (KS) 105 32
SFA

S
I
U
E

SIUE				Through Games Of Jan. 18, 2018						
Average RPI Win:	245	WON-LOST	WINNING	LAST 10	STRENGTH OF	OPP. STRENGTH	TEAM	ADJ.	CONF.	ADJ CONF.
Average RPI Loss:	109	RECORD	PCT. RANK	GAMES	SCHEDULE	OF SCHEDULE	RPI	RPI	RPI	RPI
DIV. I ONLY	9- 9	165	6- 4	143	213	150	150	26	26	
DIV. I NON-CONF.	3- 8	268	0- 5	104	63	228	228	27	27	

TOTALS	RPI 1-25	RPI 26-50	W-L RECORDS	RPI 51-100	RPI 101-999	RPI 201+				
9- 9	0- 1	0- 2	OVERALL	0- 2	9- 4	7- 2				
4- 4	0- 0	0- 1	HOME	0- 1	4- 2	3- 0				
5- 4	0- 1	0- 1	AWAY	0- 1	5- 1	4- 1				
0- 1	0- 0	0- 0	NEUTRAL	0- 0	0- 1	0- 1				
3- 8	0- 1	0- 2	NON-CONFERENCE	0- 1	3- 4	1- 2				
2- 3	0- 0	0- 1	HOME	0- 0	2- 2	1- 0				
1- 4	0- 1	0- 1	AWAY	0- 1	1- 1	0- 1				
0- 1	0- 0	0- 0	NEUTRAL	0- 0	0- 1	0- 1				
6- 1	0- 0	0- 0	CONFERENCE	0- 1	6- 0	6- 0				
2- 1	0- 0	0- 0	HOME	0- 1	2- 0	2- 0				
4- 0	0- 0	0- 0	AWAY	0- 0	4- 0	4- 0				
0- 0	0- 0	0- 0	NEUTRAL	0- 0	0- 0	0- 0				

S
I
U
E

RPI 1-25				RPI 26-50				RPI 51-100				RPI 101+ Team's RPI: 150			
RPI	S	Opponent	Score	RPI	S	Opponent	Score	RPI	S	Opponent	Score	RPI	S	Opponent	Score
13	A	Missouri	48 78	38	A	FGCU	49 66	71	H	Belmont	55 72	112	H	Northern Ill.	75 86
				41	H	Central Mich.	56 94	73	A	Nebraska	53 62	120	H	Saint Louis	79 72
												161	H	Stetson	61 65
												169	A	Southern Ill.	57 53
												208	H	Southeast Mo. St.	65 57
												224	A	Morehead St.	66 51
												231	N	Akron	58 59
												237	A	Austin Peay	61 38
												243	A	Illinois St.	47 62
												298	A	Eastern Ky.	62 60
												304	H	Air Force	76 40
												306	A	Murray St.	75 70
												341	H	Tennessee St.	74 63
LAST 12 Division I GAMES:															
341	H	Tennessee St.	74 63	208	H	Southeast Mo. St.	65 57	38	A	FGCU	49 66	231	N	Akron	58 59
71	H	Belmont	55 72									112	H	Northern Ill.	75 86
224	A	Morehead St.	66 51									13	A	Missouri	48 78
298	A	Eastern Ky.	62 60									41	H	Central Mich.	56 94
306	A	Murray St.	75 70												
237	A	Austin Peay	61 38												

Non-Div I Games:

SIUE

SMU				Through Games Of Jan. 18, 2018																
Average RPI Win:		238	WON-LOST		WINNING		LAST 10		STRENGTH OF		OPP. STRENGTH		TEAM		ADJ.		CONF.		ADJ CONF.	
Average RPI Loss:		109	RECORD		PCT. RANK		GAMES		SCHEDULE		OF SCHEDULE		RPI		RPI		RPI		RPI	
DIV. I ONLY			7- 11		236		4- 6		109		133		207		207		8		8	
DIV. I NON-CONF.			6- 7		184		3- 4		138		164		170		170		7		7	
TOTALS		RPI 1-25		RPI 26-50		W-L RECORDS		RPI 51-100		RPI 101-999		RPI 201+								
7- 11		0- 1		0- 2		OVERALL		0- 3		7- 5		6- 1								
6- 3		0- 0		0- 1		HOME		0- 2		6- 0		5- 0								
0- 8		0- 1		0- 1		AWAY		0- 1		0- 5		0- 1								
1- 0		0- 0		0- 0		NEUTRAL		0- 0		1- 0		1- 0								
6- 7		0- 1		0- 1		NON-CONFERENCE		0- 2		6- 3		5- 1								
5- 1		0- 0		0- 0		HOME		0- 1		5- 0		4- 0								
0- 6		0- 1		0- 1		AWAY		0- 1		0- 3		0- 1								
1- 0		0- 0		0- 0		NEUTRAL		0- 0		1- 0		1- 0								
1- 4		0- 0		0- 1		CONFERENCE		0- 1		1- 2		1- 0								
1- 2		0- 0		0- 1		HOME		0- 1		1- 0		1- 0								
0- 2		0- 0		0- 0		AWAY		0- 0		0- 2		0- 0								
0- 0		0- 0		0- 0		NEUTRAL		0- 0		0- 0		0- 0								

RPI 1-25				RPI 26-50				RPI 51-100				RPI 101+ Team's RPI: 207			
RPI	S	Opponent	Score	RPI	S	Opponent	Score	RPI	S	Opponent	Score	RPI	S	Opponent	Score
15	A	Texas A&M	57 79	28	A	Oklahoma	75 87	53	H	UCF	42 60	160	H	Loyola Marymount	63 60
				42	H	Houston	75 85	67	A	Alabama	44 59	167	A	UT Arlington	55 58
								74	H	TCU	58 64	174	A	Temple	52 55
												181	A	Wichita St.	43 66
												185	A	Nevada	72 80
												217	A	North Texas	40 47
												221	N	UC Riverside	73 51
												240	H	Abilene Christian	65 44
												248	H	East Carolina	65 51
												250	H	CSU Bakersfield	41 29
												253	H	Nicholls St.	68 61
												294	H	McNeese	65 59
LAST 12 Division I GAMES:															
248	H	East Carolina	65 51	181	A	Wichita St.	43 66								
174	A	Temple	52 55	160	H	Loyola Marymount	63 60								
53	H	UCF	42 60	67	A	Alabama	44 59								
42	H	Houston	75 85	250	H	CSU Bakersfield	41 29								
15	A	Texas A&M	57 79	217	A	North Texas	40 47								
294	H	McNeese	65 59	185	A	Nevada	72 80								

Non-Div I Games:

SMU

Sacramento St.

Through Games Of Jan. 18, 2018

Average RPI Win:	214	WON-LOST	WINNING	LAST 10	STRENGTH OF	OPP. STRENGTH	TEAM	ADJ.	CONF.	ADJ CONF.
Average RPI Loss:	138	RECORD	PCT. RANK	GAMES	SCHEDULE	OF SCHEDULE	RPI	RPI	RPI	RPI
DIV. I ONLY	2- 14	323	1- 8	81	170	269	269	19	19	
DIV. I NON-CONF.	1- 9	318	1- 4	46	91	235	235	14	14	

TOTALS	RPI 1-25	RPI 26-50	W-L RECORDS	RPI 51-100	RPI 101-999	RPI 201+				
2- 14	0- 1	0- 1	OVERALL	0- 2	2- 10	2- 3				
1- 2	0- 0	0- 0	HOME	0- 0	1- 2	1- 0				
0- 10	0- 1	0- 1	AWAY	0- 1	0- 7	0- 3				
1- 2	0- 0	0- 0	NEUTRAL	0- 1	1- 1	1- 0				
1- 9	0- 1	0- 1	NON-CONFERENCE	0- 2	1- 5	1- 1				
0- 0	0- 0	0- 0	HOME	0- 0	0- 0	0- 0				
0- 7	0- 1	0- 1	AWAY	0- 1	0- 4	0- 1				
1- 2	0- 0	0- 0	NEUTRAL	0- 1	1- 1	1- 0				
1- 5	0- 0	0- 0	CONFERENCE	0- 0	1- 5	1- 2				
1- 2	0- 0	0- 0	HOME	0- 0	1- 2	1- 0				
0- 3	0- 0	0- 0	AWAY	0- 0	0- 3	0- 2				
0- 0	0- 0	0- 0	NEUTRAL	0- 0	0- 0	0- 0				

RPI 1-25				RPI 26-50				RPI 51-100				RPI 101+ Team's RPI: 269			
RPI	S	Opponent	Score	RPI	S	Opponent	Score	RPI	S	Opponent	Score	RPI	S	Opponent	Score
22	A	Ari zona St.	58 106	40	A	West Vi rgi ni a	47 101	58	A	UC Davi s	72 79	108	A	Kentucky	70 101
								61	N	Mi ami (FL)	56 82	112	N	Northern Ill.	75 84
												132	H	Weber St.	56 78
												151	A	San Franci sco	76 90
												173	A	Portland St.	73 74
												185	A	Nevada	68 95
												193	H	Eastern Wash.	72 83
												206	H	Idaho	79 64
												221	N	UC Ri versi de	99 72
												224	A	Morehead St.	71 75
												229	A	Montana St.	50 85
												241	A	Montana	59 68
LAST 12 Divi sion I GAMES:															
229	A	Montana St.	50 85	132	H	Weber St.	56 78								
241	A	Montana	59 68	61	N	Mi ami (FL)	56 82								
193	H	Eastern Wash.	72 83	151	A	San Franci sco	76 90								
206	H	Idaho	79 64	58	A	UC Davi s	72 79								
173	A	Portland St.	73 74	221	N	UC Ri versi de	99 72								
112	N	Northern Ill.	75 84	185	A	Nevada	68 95								

Non-Di v I Games: Antelope Valley 95 62

Sacramento St.

■ Loss,
 ■ Non-Conf,
 ■ S Site,
 ■ Home
 ■ A Away
 N Neutral

Average RPI Win:	245	WON-LOST	WINNING	LAST 10	STRENGTH OF	OPP. STRENGTH	TEAM	ADJ.	CONF.	ADJ CONF.
Average RPI Loss:	172	RECORD	PCT. RANK	GAMES	SCHEDULE	OF SCHEDULE	RPI	RPI	RPI	RPI
DIV. I ONLY	6- 11	251	3- 7	253	276	259	259	28	28	
DIV. I NON-CONF.	4- 7	226	2- 4	142	278	223	223	28	28	

TOTALS	RPI 1-25	RPI 26-50	W-L RECORDS	RPI 51-100	RPI 101-999	RPI 201+				
6- 11	0- 1	0- 0	OVERALL	0- 2	6- 8	4- 4				
3- 5	0- 0	0- 0	HOME	0- 0	3- 5	1- 2				
3- 6	0- 1	0- 0	AWAY	0- 2	3- 3	3- 2				
0- 0	0- 0	0- 0	NEUTRAL	0- 0	0- 0	0- 0				
4- 7	0- 1	0- 0	NON-CONFERENCE	0- 2	4- 4	2- 2				
3- 2	0- 0	0- 0	HOME	0- 0	3- 2	1- 1				
1- 5	0- 1	0- 0	AWAY	0- 2	1- 2	1- 1				
0- 0	0- 0	0- 0	NEUTRAL	0- 0	0- 0	0- 0				
2- 4	0- 0	0- 0	CONFERENCE	0- 0	2- 4	2- 2				
0- 3	0- 0	0- 0	HOME	0- 0	0- 3	0- 1				
2- 1	0- 0	0- 0	AWAY	0- 0	2- 1	2- 1				
0- 0	0- 0	0- 0	NEUTRAL	0- 0	0- 0	0- 0				

RPI	S	Opponent	Score	RPI	S	Opponent	Score	RPI	S	Opponent	Score	RPI	S	Opponent	Score	Team's RPI: 259
6	A	Florida St.	52 101					92	A	Brown	77 102	142	H	Saint Francis (PA)	48 89	
								94	A	Harvard	62 70	143	H	Robert Morris	57 91	
												157	H	New Hampshire	47 74	
												158	H	Providence	78 75	
												164	H	Lehigh	65 55	
												200	A	Siena	57 62	
												215	H	Hofstra	81 86	
												236	H	Manhattan	65 61	
												258	A	Monmouth	64 69	
												262	A	Mt. St. Mary's	82 52	
												287	H	Bryant	73 81	
												302	A	Central Conn. St.	59 69	
												317	A	Wagner	72 55	
												332	A	Florida A&M	73 68	
LAST 12 Division I GAMES:																
302	A	Central Conn. St.	59 69	287	H	Bryant	73 81	200	A	Siena	57 62	158	H	Providence	78 75	
317	A	Wagner	72 55					92	A	Brown	77 102	164	H	Lehigh	65 55	
262	A	Mt. St. Mary's	82 52	157	H	New Hampshire	47 74	215	H	Hofstra	81 86					
143	H	Robert Morris	57 91													
142	H	Saint Francis (PA)	48 89													

Non-Div I Games:

Sacred Heart

Average RPI Win:	267	WON-LOST	WINNING	LAST 10	STRENGTH OF	OPP. STRENGTH	TEAM	ADJ.	CONF.	ADJ CONF.
Average RPI Loss:	127	RECORD	PCT. RANK	GAMES	SCHEDULE	OF SCHEDULE	RPI	RPI	RPI	RPI
DIV. I ONLY	8- 8	165	6- 4	168	275	142	142	28	28	
DIV. I NON-CONF.	4- 7	226	2- 5	189	177	203	203	28	28	

TOTALS	RPI 1-25	RPI 26-50	W-L RECORDS	RPI 51-100	RPI 101-999	RPI 201+				
8- 8	0- 0	0- 0	OVERALL	0- 3	8- 5	7- 1				
3- 1	0- 0	0- 0	HOME	0- 0	3- 1	3- 0				
4- 6	0- 0	0- 0	AWAY	0- 3	4- 2	3- 0				
1- 1	0- 0	0- 0	NEUTRAL	0- 0	1- 1	1- 1				
4- 7	0- 0	0- 0	NON-CONFERENCE	0- 3	4- 4	3- 1				
1- 1	0- 0	0- 0	HOME	0- 0	1- 1	1- 0				
2- 5	0- 0	0- 0	AWAY	0- 3	2- 2	1- 0				
1- 1	0- 0	0- 0	NEUTRAL	0- 0	1- 1	1- 1				
4- 1	0- 0	0- 0	CONFERENCE	0- 0	4- 1	4- 0				
2- 0	0- 0	0- 0	HOME	0- 0	2- 0	2- 0				
2- 1	0- 0	0- 0	AWAY	0- 0	2- 1	2- 0				
0- 0	0- 0	0- 0	NEUTRAL	0- 0	0- 0	0- 0				

RPI 1-25				RPI 26-50				RPI 51-100				RPI 101+ Team's RPI: 142			
RPI	S	Opponent	Score	RPI	S	Opponent	Score	RPI	S	Opponent	Score	RPI	S	Opponent	Score
								51	A	Toledo	66 74	136	H	William & Mary	86 92
								54	A	Gonzaga	74 97	143	A	Robert Morris	62 63
								70	A	Duquesne	68 87	146	A	Cincinnati	77 73
												176	A	Columbia	81 94
												177	A	Boise St.	59 87
												208	N	Southeast Mo. St.	50 82
												245	H	LIU Brooklyn	101 71
												259	A	Sacred Heart	89 48
												267	H	Youngstown St.	79 65
												279	H	St. Francis Brooklyn	90 75
												295	A	Fairleigh Dickinson	80 56
												319	N	Old Dominion	79 68
												322	A	Portland	106 101
LAST 12 Division I GAMES:															
245	H	LIU Brooklyn	101 71	143	A	Robert Morris	62 63								
279	H	St. Francis Brooklyn	90 75	54	A	Gonzaga	74 97								
295	A	Fairleigh Dickinson	80 56	267	H	Youngstown St.	79 65								
259	A	Sacred Heart	89 48	176	A	Columbia	81 94								
177	A	Boise St.	59 87	136	H	William & Mary	86 92								
322	A	Portland	106 101	70	A	Duquesne	68 87								

Non-Div I Games: Seton Hill 103 71

Saint Francis (PA)

Average RPI	Win: 247	WON-LOST	WINNING	LAST 10	STRENGTH OF	OPP. STRENGTH	TEAM	ADJ.	CONF.	ADJ CONF.
Average RPI	Loss: 121	RECORD	PCT. RANK	GAMES	SCHEDULE	OF SCHEDULE	RPI	RPI	RPI	RPI
DIV. I ONLY	9- 8	151	4- 6	189	208	153	153	13	13	
DIV. I NON-CONF.	5- 7	212	0- 7	162	193	182	182	12	12	

TOTALS	RPI 1-25	RPI 26-50	W-L RECORDS	RPI 51-100	RPI 101-999	RPI 201+				
9- 8	0- 1	0- 1	OVERALL	1- 2	8- 4	7- 1				
4- 3	0- 0	0- 0	HOME	0- 2	4- 1	4- 0				
5- 4	0- 1	0- 0	AWAY	1- 0	4- 3	3- 1				
0- 1	0- 0	0- 1	NEUTRAL	0- 0	0- 0	0- 0				
5- 7	0- 1	0- 1	NON-CONFERENCE	1- 1	4- 4	3- 1				
2- 2	0- 0	0- 0	HOME	0- 1	2- 1	2- 0				
3- 4	0- 1	0- 0	AWAY	1- 0	2- 3	1- 1				
0- 1	0- 0	0- 1	NEUTRAL	0- 0	0- 0	0- 0				
4- 1	0- 0	0- 0	CONFERENCE	0- 1	4- 0	4- 0				
2- 1	0- 0	0- 0	HOME	0- 1	2- 0	2- 0				
2- 0	0- 0	0- 0	AWAY	0- 0	2- 0	2- 0				
0- 0	0- 0	0- 0	NEUTRAL	0- 0	0- 0	0- 0				

RPI 1-25				RPI 26-50				RPI 51-100				RPI 101+				Team's RPI: 153
RPI	S	Opponent	Score	RPI	S	Opponent	Score	RPI	S	Opponent	Score	RPI	S	Opponent	Score	
20	A	Villanova	44 79	47	N	Princeton	54 63	62	H	Dayton	59 65	121	H	Penn	50 57	
								64	H	Drexel	58 65	174	A	Temple	66 69	
								89	A	James Madison	73 66	196	A	Florida	51 71	
												199	A	Bucknell	77 53	
												203	A	Niagara	93 69	
												222	H	Richmond	81 72	
												225	A	St. Bonaventure	70 64	
												282	A	Towson	66 90	
												297	A	Massachusetts	84 79	
												307	H	VCU	79 41	
												339	H	Saint Peter's	87 58	
												340	H	Eastern Ill.	80 62	
LAST 12 Division I GAMES:																
222	H	Richmond	81 72	297	A	Massachusetts	84 79									
62	H	Dayton	59 65	64	H	Drexel	58 65									
225	A	St. Bonaventure	70 64	121	H	Penn	50 57									
307	H	VCU	79 41	282	A	Towson	66 90									
196	A	Florida	51 71	20	A	Villanova	44 79									
47	N	Princeton	54 63	174	A	Temple	66 69									

Non-Div I Games:

Saint Joseph's

Average RPI Win:	197	WON-LOST	WINNING	LAST 10	STRENGTH OF	OPP. STRENGTH	TEAM	ADJ.	CONF.	ADJ CONF.
Average RPI Loss:	79	RECORD	PCT. RANK	GAMES	SCHEDULE	OF SCHEDULE	RPI	RPI	RPI	RPI
DIV. I ONLY	9- 9	165	6- 4	112	63	120	120	13	13	
DIV. I NON-CONF.	6- 7	184	3- 4	126	21	138	138	12	12	

TOTALS	RPI 1-25	RPI 26-50	W-L RECORDS	RPI 51-100	RPI 101-999	RPI 201+				
9- 9	0- 1	0- 3	OVERALL	1- 2	8- 3	5- 0				
5- 2	0- 0	0- 0	HOME	0- 0	5- 2	3- 0				
2- 6	0- 0	0- 1	AWAY	0- 2	2- 1	2- 0				
2- 1	0- 0	0- 1	NEUTRAL	1- 0	1- 0	0- 0				
6- 7	0- 1	0- 3	NON-CONFERENCE	1- 0	5- 3	2- 0				
3- 2	0- 0	0- 0	HOME	0- 0	3- 2	1- 0				
1- 4	0- 1	0- 2	AWAY	0- 0	1- 1	1- 0				
2- 1	0- 0	0- 1	NEUTRAL	1- 0	1- 0	0- 0				
3- 2	0- 0	0- 0	CONFERENCE	0- 2	3- 0	3- 0				
2- 0	0- 0	0- 0	HOME	0- 0	2- 0	2- 0				
1- 2	0- 0	0- 0	AWAY	0- 2	1- 0	1- 0				
0- 0	0- 0	0- 0	NEUTRAL	0- 0	0- 0	0- 0				

RPI 1-25				RPI 26-50				RPI 51-100				RPI 101+ Team's RPI: 120			
RPI	S	Opponent	Score	RPI	S	Opponent	Score	RPI	S	Opponent	Score	RPI	S	Opponent	Score
13	A	Missouri	58 70	29	A	DePaul	78 86	62	A	Dayton	76 101	106	N	Cleveland St.	80 64
				45	N	LSU	59 71	72	A	Fordham	63 66	127	H	Vanderbilt	69 74
				49	A	Washington St.	63 85	95	N	Ole Miss	79 64	135	H	Little Rock	48 45
												149	H	Tulsa	77 66
												150	A	SIUE	72 79
												160	H	Loyola Marymount	60 62
												222	A	Richmond	79 61
												225	H	St. Bonaventure	78 55
												246	H	Lipscomb	101 57
												297	H	Massachusetts	64 63
												301	A	Indiana St.	60 59

LAST 12 Division I GAMES:															
				62	A	Dayton	76 101	297	H	Massachusetts	64 63				
				72	A	Fordham	63 66	13	A	Missouri	58 70				
				222	A	Richmond	79 61	49	A	Washington St.	63 85				
				225	H	St. Bonaventure	78 55	135	H	Little Rock	48 45				
				149	H	Tulsa	77 66	127	H	Vanderbilt	69 74				
				246	H	Lipscomb	101 57	45	N	LSU	59 71				

Non-Div I Games:

Saint Louis

Average RPI	Win:	169	WON-LOST	WINNING	LAST 10	STRENGTH OF	OPP. STRENGTH	TEAM	ADJ.	CONF.	ADJ CONF.
Average RPI	Loss:	70	RECORD	PCT. RANK	GAMES	SCHEDULE	OF SCHEDULE	RPI	RPI	RPI	RPI
DIV. I ONLY		12- 6		84	7- 3	77	69	66	66	12	12
DIV. I NON-CONF.		7- 4		102	2- 3	64	30	55	55	10	10

TOTALS	RPI 1-25		RPI 26-50		W-L RECORDS	RPI 51-100		RPI 101-999		RPI 201+	
12- 6	0- 1		1- 1		OVERALL	1- 3		10- 1		4- 0	
7- 2	0- 0		1- 0		HOME	1- 2		5- 0		3- 0	
3- 4	0- 1		0- 1		AWAY	0- 1		3- 1		0- 0	
2- 0	0- 0		0- 0		NEUTRAL	0- 0		2- 0		1- 0	
7- 4	0- 1		1- 1		NON-CONFERENCE	1- 2		5- 0		2- 0	
4- 1	0- 0		1- 0		HOME	1- 1		2- 0		1- 0	
1- 3	0- 1		0- 1		AWAY	0- 1		1- 0		0- 0	
2- 0	0- 0		0- 0		NEUTRAL	0- 0		2- 0		1- 0	
5- 2	0- 0		0- 0		CONFERENCE	0- 1		5- 1		2- 0	
3- 1	0- 0		0- 0		HOME	0- 1		3- 0		2- 0	
2- 1	0- 0		0- 0		AWAY	0- 0		2- 1		0- 0	
0- 0	0- 0		0- 0		NEUTRAL	0- 0		0- 0		0- 0	

RPI 1-25				RPI 26-50				RPI 51-100				RPI 101+			
RPI	S	Opponent	Score	RPI	S	Opponent	Score	RPI	S	Opponent	Score	RPI	S	Opponent	Score
23	A	Cal i forni a	80 87	46	A	Purdue	60 70	54	H	Gonzaga	65 73	110	H	BYU	57 49
				49	H	Washi ngton St.	81 75	58	H	UC Davis	50 74	131	A	Paci fi c	70 69
								76	A	Utah	63 74	160	A	Loyol a Marymount	57 69
								78	H	Indi ana	88 82	168	H	Cal Poly	82 64
												177	A	Boi se St.	74 72
												189	A	San Di ego	75 53
												193	N	Eastern Wash.	76 56
												211	H	Pepperdi ne	75 62
												213	H	UC Santa Barbara	89 59
												242	N	UT Martin	69 58
												272	H	Santa Clara	59 46

Team's RPI: 66															
LAST 12 Division I GAMES:															
211	H	Pepperdi ne	75 62	54	H	Gonzaga	65 73								
272	H	Santa Clara	59 46	46	A	Purdue	60 70								
189	A	San Di ego	75 53	193	N	Eastern Wash.	76 56								
131	A	Paci fi c	70 69	242	N	UT Martin	69 58								
110	H	BYU	57 49	58	H	UC Davis	50 74								
160	A	Loyol a Marymount	57 69	76	A	Utah	63 74								

Non-Div I Games:

Saint Mary's (CA)

Average RPI Win:	228	WON-LOST	WINNING	LAST 10	STRENGTH OF	OPP. STRENGTH	TEAM	ADJ.	CONF.	ADJ CONF.
Average RPI Loss:	232	RECORD	PCT. RANK	GAMES	SCHEDULE	OF SCHEDULE	RPI	RPI	RPI	RPI
DIV. I ONLY	3- 14	308	0- 9	319	338	339	339	25	25	
DIV. I NON-CONF.	3- 8	268	0- 5	310	345	320	320	25	25	

TOTALS	RPI 1-25	RPI 26-50	W-L RECORDS	RPI 51-100	RPI 101-999	RPI 201+				
3- 14	0- 0	0- 1	OVERALL	1- 1	2- 12	2- 10				
1- 5	0- 0	0- 0	HOME	0- 0	1- 5	1- 4				
1- 9	0- 0	0- 1	AWAY	0- 1	1- 6	1- 5				
1- 0	0- 0	0- 0	NEUTRAL	1- 0	0- 0	0- 0				
3- 8	0- 0	0- 0	NON-CONFERENCE	1- 1	2- 7	2- 5				
1- 3	0- 0	0- 0	HOME	0- 0	1- 3	1- 2				
1- 5	0- 0	0- 0	AWAY	0- 1	1- 4	1- 3				
1- 0	0- 0	0- 0	NEUTRAL	1- 0	0- 0	0- 0				
0- 6	0- 0	0- 1	CONFERENCE	0- 0	0- 5	0- 5				
0- 2	0- 0	0- 0	HOME	0- 0	0- 2	0- 2				
0- 4	0- 0	0- 1	AWAY	0- 0	0- 3	0- 3				
0- 0	0- 0	0- 0	NEUTRAL	0- 0	0- 0	0- 0				

RPI 1-25				RPI 26-50				RPI 51-100				RPI 101+ Team's RPI: 339			
RPI	S	Opponent	Score	RPI	S	Opponent	Score	RPI	S	Opponent	Score	RPI	S	Opponent	Score
				48	A	Quinnipiac	39 86	99	N	Delaware	90 87	133	H	Yale	49 70
								100	A	Seton Hall	49 91	153	A	Saint Joseph's	58 87
												236	A	Manhattan	64 76
												239	H	Lafayette	64 61
												245	A	LIU Brooklyn	46 57
												258	A	Monmouth	44 51
												271	H	Rider	52 57
												277	A	Fairfield	41 62
												279	H	St. Francis Brooklyn	49 64
												295	A	Fairleigh Dickinson	59 69
												297	A	Massachusetts	65 81
												310	H	Canisius	53 66
												346	A	NJIT	59 52
												348	H	UMass Lowell	60 66
LAST 12 Division I GAMES:															
277	A	Fairfield	41 62	310	H	Canisius	53 66								
48	A	Quinnipiac	39 86	133	H	Yale	49 70								
258	A	Monmouth	44 51	297	A	Massachusetts	65 81								
271	H	Rider	52 57	348	H	UMass Lowell	60 66								
236	A	Manhattan	64 76	279	H	St. Francis Brooklyn	49 64								
295	A	Fairleigh Dickinson	59 69	153	A	Saint Joseph's	58 87								

Non-Div I Games:

Saint Peter's

Average RPI Win:	315	WON-LOST	WINNING	LAST 10	STRENGTH OF	OPP. STRENGTH	TEAM	ADJ.	CONF.	ADJ CONF.
Average RPI Loss:	194	RECORD	PCT. RANK	GAMES	SCHEDULE	OF SCHEDULE	RPI	RPI	RPI	RPI
DIV. I ONLY	1- 12	337	1- 9	245	343	342	342	27	27	
DIV. I NON-CONF.	1- 6	306	1- 4	41	346	266	266	26	26	

TOTALS	RPI 1-25	RPI 26-50	W-L RECORDS	RPI 51-100	RPI 101-999	RPI 201+				
1- 12	0- 0	0- 1	OVERALL	0- 1	1- 10	1- 6				
1- 6	0- 0	0- 0	HOME	0- 0	1- 6	1- 4				
0- 6	0- 0	0- 0	AWAY	0- 0	0- 0	0- 0				
0- 0	0- 0	0- 0	NEUTRAL	0- 0	0- 0	0- 0				
1- 6	0- 0	0- 1	NON-CONFERENCE	0- 1	1- 4	1- 1				
1- 3	0- 0	0- 0	HOME	0- 0	1- 3	1- 1				
0- 3	0- 0	0- 1	AWAY	0- 1	0- 1	0- 0				
0- 0	0- 0	0- 0	NEUTRAL	0- 0	0- 0	0- 0				
0- 6	0- 0	0- 0	CONFERENCE	0- 0	0- 6	0- 5				
0- 3	0- 0	0- 0	HOME	0- 0	0- 3	0- 3				
0- 3	0- 0	0- 0	AWAY	0- 0	0- 3	0- 2				
0- 0	0- 0	0- 0	NEUTRAL	0- 0	0- 0	0- 0				

RPI	S	Opponent	Score	RPI	S	Opponent	Score	RPI	S	Opponent	Score	RPI	S	Opponent	Score	Team's RPI: 342
45	A	LSU	58 71	80	A	Arkansas	54 65	109	A	Central Ark.	44 69	129	H	Rice	50 79	
								144	H	Texas St.	41 73	152	A	Southern Miss.	38 58	
								240	A	Abilene Christian	65 83	244	H	Texas Southern	58 77	
								274	H	A&M-Corpus Christi	57 67	278	H	Incarnate Word	49 56	
								305	A	Northwestern St.	60 63	315	H	Jackson St.	74 68	
								328	H	Houston Baptist	61 69					
LAST 12 Division I GAMES:																
328	H	Houston Baptist	61 69	305	A	Northwestern St.	60 63									
274	H	A&M-Corpus Christi	57 67	144	H	Texas St.	41 73									
278	H	Incarnate Word	49 56	152	A	Southern Miss.	38 58									
109	A	Central Ark.	44 69	315	H	Jackson St.	74 68									
240	A	Abilene Christian	65 83	244	H	Texas Southern	58 77									
45	A	LSU	58 71	129	H	Rice	50 79									

Non-Div I Games: Wiley 80 41 St. Thomas Houston 68 66

Sam Houston St.

Average RPI Win:	220	WON-LOST	WINNING	LAST 10	STRENGTH OF	OPP. STRENGTH	TEAM	ADJ.	CONF.	ADJ CONF.
Average RPI Loss:	108	RECORD	PCT. RANK	GAMES	SCHEDULE	OF SCHEDULE	RPI	RPI	RPI	RPI
DIV. I ONLY	8- 10	206	5- 4	95	175	183	183	17	17	
DIV. I NON-CONF.	7- 7	170	4- 3	65	140	125	125	17	17	
<hr/>										
TOTALS	RPI 1-25	RPI 26-50	W-L RECORDS	RPI 51-100	RPI 101-999	RPI 201+				
8- 10	0- 1	0- 1	OVERALL	1- 4	7- 4	5- 1				
7- 2	0- 0	0- 0	HOME	1- 1	6- 1	4- 0				
0- 7	0- 0	0- 0	AWAY	0- 0	0- 0	0- 0				
1- 1	0- 0	0- 0	NEUTRAL	0- 0	1- 1	1- 0				
7- 7	0- 1	0- 1	NON-CONFERENCE	1- 3	6- 2	4- 0				
6- 1	0- 0	0- 0	HOME	1- 0	5- 1	3- 0				
0- 5	0- 1	0- 1	AWAY	0- 3	0- 0	0- 0				
1- 1	0- 0	0- 0	NEUTRAL	0- 0	1- 1	1- 0				
1- 3	0- 0	0- 0	CONFERENCE	0- 1	1- 2	1- 1				
1- 1	0- 0	0- 0	HOME	0- 1	1- 0	1- 0				
0- 2	0- 0	0- 0	AWAY	0- 0	0- 2	0- 1				
0- 0	0- 0	0- 0	NEUTRAL	0- 0	0- 0	0- 0				

RPI 1-25				RPI 26-50				RPI 51-100				RPI 101+ Team's RPI: 183			
RPI	S	Opponent	Score	RPI	S	Opponent	Score	RPI	S	Opponent	Score	RPI	S	Opponent	Score
6	A	Florida St.	62 87	30	A	Iowa	59 80	53	H	UCF	58 51	111	H	Colorado	60 71
								71	A	Belmont	46 83	138	N	UTEP	33 46
								77	H	Mercer	59 73	152	H	Southern Miss.	61 56
								80	A	Arkansas	63 84	155	H	Hampton	66 61
								96	A	UAB	53 77	191	A	Furman	41 45
												223	H	Troy	80 73
												223	N	Troy	82 76
												280	A	Wofford	46 58
												308	H	Alabama St.	58 39
												321	H	Rhode Island	67 37
												324	H	Western Caro.	62 54
<hr/>															
LAST 12 Division I GAMES:															
				77	H	Mercer	59 73	324	H	Western Caro.	62 54				
				280	A	Wofford	46 58	152	H	Southern Miss.	61 56				
				191	A	Furman	41 45	223	H	Troy	80 73				
				155	H	Hampton	66 61	96	A	UAB	53 77				
				223	N	Troy	82 76	30	A	Iowa	59 80				
				138	N	UTEP	33 46	53	H	UCF	58 51				

Non-Div I Games: AUM 59 46

Samford

Average RPI Win:	232	WON-LOST	WINNING	LAST 10	STRENGTH OF	OPP. STRENGTH	TEAM	ADJ.	CONF.	ADJ CONF.
Average RPI Loss:	162	RECORD	PCT. RANK	GAMES	SCHEDULE	OF SCHEDULE	RPI	RPI	RPI	RPI
DIV. I ONLY	10- 7	119	6- 4	307	157	189	189	12	12	
DIV. I NON-CONF.	6- 4	122	2- 3	294	209	167	167	10	10	

TOTALS	RPI 1-25	RPI 26-50	W-L RECORDS	RPI 51-100	RPI 101-999	RPI 201+				
10- 7	0- 1	1- 0	OVERALL	0- 1	9- 5	6- 4				
5- 2	0- 0	1- 0	HOME	0- 1	4- 1	4- 0				
4- 5	0- 1	0- 0	AWAY	0- 0	4- 4	2- 4				
1- 0	0- 0	0- 0	NEUTRAL	0- 0	1- 0	0- 0				
6- 4	0- 1	1- 0	NON-CONFERENCE	0- 0	5- 3	4- 3				
4- 0	0- 0	1- 0	HOME	0- 0	3- 0	3- 0				
1- 4	0- 1	0- 0	AWAY	0- 0	1- 3	1- 3				
1- 0	0- 0	0- 0	NEUTRAL	0- 0	1- 0	0- 0				
4- 3	0- 0	0- 0	CONFERENCE	0- 1	4- 2	2- 1				
1- 2	0- 0	0- 0	HOME	0- 1	1- 1	1- 0				
3- 1	0- 0	0- 0	AWAY	0- 0	3- 1	1- 1				
0- 0	0- 0	0- 0	NEUTRAL	0- 0	0- 0	0- 0				

RPI 1-25				RPI 26-50				RPI 51-100				RPI 101+				Team's RPI: 189
RPI	S	Opponent	Score	RPI	S	Opponent	Score	RPI	S	Opponent	Score	RPI	S	Opponent	Score	
23	A	Cal i forni a	64 89	50	H	Mi nnesota	72 69	66	H	Sai nt Mary's (CA)	53 75	131	H	Paci fi c	68 81	
												151	A	San Francisco	60 54	
												160	A	Loyol a Marymount	60 54	
												177	N	Boi se St.	72 52	
												211	A	Pepperdi ne	62 66	
												213	A	UC Santa Barbara	71 58	
												214	A	Seattle U	73 80	
												234	A	Hawai i	63 64	
												255	A	San Diego St.	76 77	
												292	H	UTSA	78 69	
												303	H	Southern Utah	72 59	
												322	A	Portland	75 60	
												322	H	Portland	59 52	
												333	H	Long Beach St.	74 40	
LAST 12 Division I GAMES:																
160	A	Loyol a Marymount	60 54	322	A	Portland	75 60									
131	H	Paci fi c	68 81	292	H	UTSA	78 69									
66	H	Sai nt Mary's (CA)	53 75	50	H	Mi nnesota	72 69									
322	H	Portland	59 52	23	A	Cal i forni a	64 89									
211	A	Pepperdi ne	62 66	214	A	Seattle U	73 80									
151	A	San Francisco	60 54	255	A	San Diego St.	76 77									

Non-Div I Games: San Diego Christian 82 53

San Diego

Average RPI Win:

226

WON-LOST

WINNING

LAST 10

STRENGTH OF

OPP. STRENGTH

TEAM

ADJ.

CONF.

ADJ CONF.

Average RPI Loss:

186

RECORD

PCT. RANK

GAMES

SCHEDULE

OF SCHEDULE

RPI

RPI

RPI

RPI

DIV. I ONLY	7- 9	212	2- 7	264	230	255	255	16	16
DIV. I NON-CONF.	5- 5	170	2- 3	277	285	256	256	16	16
TOTALS	RPI 1-25	RPI 26-50	W-L RECORDS	RPI 51-100	RPI 101-999	RPI 201+			
7- 9	0- 0	0- 1	OVERALL	1- 0	6- 8	5- 4			
5- 4	0- 0	0- 0	HOME	1- 0	4- 4	3- 2			
2- 3	0- 0	0- 0	AWAY	0- 0	2- 3	2- 2			
0- 2	0- 0	0- 1	NEUTRAL	0- 0	0- 1	0- 0			
5- 5	0- 0	0- 1	NON-CONFERENCE	0- 0	5- 4	4- 3			
4- 2	0- 0	0- 0	HOME	0- 0	4- 2	3- 2			
1- 1	0- 0	0- 0	AWAY	0- 0	1- 1	1- 1			
0- 2	0- 0	0- 1	NEUTRAL	0- 0	0- 1	0- 0			
2- 4	0- 0	0- 0	CONFERENCE	1- 0	1- 4	1- 1			
1- 2	0- 0	0- 0	HOME	1- 0	0- 2	0- 0			
1- 2	0- 0	0- 0	AWAY	0- 0	1- 2	1- 1			
0- 0	0- 0	0- 0	NEUTRAL	0- 0	0- 0	0- 0			

RPI S Opponent	Score	RPI S Opponent	Score	RPI S Opponent	Score	RPI S Opponent	Score
41 N Central Mich.	76 85	55 H Wyoming	68 62	114 N Tulane	46 80		
				174 H Colorado St.	63 65		
				177 H Boise St.	70 86		
				178 A Fresno St.	53 64		
				189 H San Diego	77 76		
				205 H UC Irvine	65 67		
				213 A UC Santa Barbara	64 77		
				230 H CSUN	58 55		
				249 H Presbyterian	77 50		
				257 A San Jose St.	75 65		
				272 H Santa Clara	34 48		
				290 A Arizona	78 67		
				296 A Utah St.	58 62		
				312 H Cal St. Fullerton	59 58		
LAST 12 Division I GAMES:							
177 H Boise St.	70 86	178 A Fresno St.	53 64				
257 A San Jose St.	75 65	272 H Santa Clara	34 48				
174 H Colorado St.	63 65	205 H UC Irvine	65 67				
296 A Utah St.	58 62	290 A Arizona	78 67				
55 H Wyoming	68 62	189 H San Diego	77 76				
213 A UC Santa Barbara	64 77	114 N Tulane	46 80				

Non-Div I Games:

Hope Int'l

92 68

San Diego St.

Average RPI	Win:	220	WON-LOST	WINNING	LAST 10	STRENGTH OF	OPP. STRENGTH	TEAM	ADJ.	CONF.	ADJ CONF.
Average RPI	Loss:	96	RECORD	PCT. RANK	GAMES	SCHEDULE	OF SCHEDULE	RPI	RPI	RPI	RPI
DIV. I ONLY		9- 9		165	6- 4	146	128	151	151	12	12
DIV. I NON-CONF.		5- 6		187	3- 2	110	75	143	143	10	10

TOTALS	RPI 1-25		RPI 26-50		W-L RECORDS	RPI 51-100		RPI 101-999		RPI 201+	
9- 9	0- 0		0- 3		OVERALL	0- 2		9- 4		5- 0	
6- 3	0- 0		0- 2		HOME	0- 0		6- 1		3- 0	
2- 6	0- 0		0- 1		AWAY	0- 2		2- 3		2- 0	
1- 0	0- 0		0- 0		NEUTRAL	0- 0		1- 0		0- 0	
5- 6	0- 0		0- 3		NON-CONFERENCE	0- 1		5- 2		2- 0	
3- 2	0- 0		0- 2		HOME	0- 0		3- 0		1- 0	
1- 4	0- 0		0- 1		AWAY	0- 1		1- 2		1- 0	
1- 0	0- 0		0- 0		NEUTRAL	0- 0		1- 0		0- 0	
4- 3	0- 0		0- 0		CONFERENCE	0- 1		4- 2		3- 0	
3- 1	0- 0		0- 0		HOME	0- 0		3- 1		2- 0	
1- 2	0- 0		0- 0		AWAY	0- 1		1- 1		1- 0	
0- 0	0- 0		0- 0		NEUTRAL	0- 0		0- 0		0- 0	

RPI 1-25				RPI 26-50				RPI 51-100				RPI 101+ Team's RPI: 151			
RPI	S	Opponent	Score	RPI	S	Opponent	Score	RPI	S	Opponent	Score	RPI	S	Opponent	Score
				32	H	Stanford	66 86	54	A	Gonzaga	47 74	110	A	BYU	66 70
				33	A	Northern Colo.	60 73	58	A	UC Davis	55 72	143	N	Robert Morris	57 45
				49	H	Washington St.	70 74					160	H	Loyola Marymount	78 60
												167	A	UT Arlington	54 56
												168	A	Cal Poly	83 88
												168	H	Cal Poly	83 71
												178	H	Fresno St.	70 62
												189	H	San Diego	54 60
												211	H	Pepperdine	68 67
												257	A	San Jose St.	87 81
												269	H	Sacramento St.	90 76
												272	A	Santa Clara	58 54
												322	H	Portland	84 75
LAST 12 Division I GAMES:															
				54	A	Gonzaga	47 74	272	A	Santa Clara	58 54				
				160	H	Loyola Marymount	78 60	167	A	UT Arlington	54 56				
				211	H	Pepperdine	68 67	178	H	Fresno St.	70 62				
				110	A	BYU	66 70	269	H	Sacramento St.	90 76				
				322	H	Portland	84 75	58	A	UC Davis	55 72				
				189	H	San Diego	54 60	257	A	San Jose St.	87 81				

Non-Div I Games:

San Francisco

Average RPI Win:	236	WON-LOST	WINNING	LAST 10	STRENGTH OF	OPP. STRENGTH	TEAM	ADJ.	CONF.	ADJ CONF.
Average RPI Loss:	143	RECORD	PCT. RANK	GAMES	SCHEDULE	OF SCHEDULE	RPI	RPI	RPI	RPI
DIV. I ONLY	5- 12	278	3- 6	213	127	257	257	16	16	
DIV. I NON-CONF.	2- 8	290	0- 4	181	95	275	275	16	16	

TOTALS	RPI 1-25	RPI 26-50	W-L RECORDS	RPI 51-100	RPI 101-999	RPI 201+				
5- 12	0- 1	0- 0	OVERALL	1- 2	4- 9	4- 2				
3- 5	0- 0	0- 0	HOME	1- 1	2- 4	2- 2				
2- 6	0- 1	0- 0	AWAY	0- 1	2- 4	2- 0				
0- 1	0- 0	0- 0	NEUTRAL	0- 0	0- 1	0- 0				
2- 8	0- 1	0- 0	NON-CONFERENCE	0- 2	2- 5	2- 1				
1- 4	0- 0	0- 0	HOME	0- 1	1- 3	1- 1				
1- 3	0- 1	0- 0	AWAY	0- 1	1- 1	1- 0				
0- 1	0- 0	0- 0	NEUTRAL	0- 0	0- 1	0- 0				
3- 4	0- 0	0- 0	CONFERENCE	1- 0	2- 4	2- 1				
2- 1	0- 0	0- 0	HOME	1- 0	1- 1	1- 1				
1- 3	0- 0	0- 0	AWAY	0- 0	1- 3	1- 0				
0- 0	0- 0	0- 0	NEUTRAL	0- 0	0- 0	0- 0				

RPI 1-25				RPI 26-50				RPI 51-100				RPI 101+ Team's RPI: 257			
RPI	S	Opponent	Score	RPI	S	Opponent	Score	RPI	S	Opponent	Score	RPI	S	Opponent	Score
10	A	UCLA	69 129					59	H	New Mexico	95 86	104	A	UNLV	60 79
								69	A	Oregon St.	62 110	131	A	Paci fic	97 106
								73	H	Nebraska	55 81	151	H	San Franci sco	81 87
												155	N	Hampton	73 81
												173	H	Portland St.	78 90
												174	A	Colorado St.	48 63
												185	A	Nevada	63 91
												230	H	CSUN	59 76
												250	H	CSU Bakersfi eld	67 57
												255	H	San Diego St.	65 75
												272	A	Santa Clara	71 66
												296	H	Utah St.	79 66
												304	A	Air Force	75 74

LAST 12 Division I GAMES:															
304	A	Air Force	75 74	185	A	Nevada	63 91								
255	H	San Diego St.	65 75	73	H	Nebraska	55 81								
59	H	New Mexico	95 86	69	A	Oregon St.	62 110								
104	A	UNLV	60 79	230	H	CSUN	59 76								
174	A	Colorado St.	48 63	151	H	San Franci sco	81 87								
296	H	Utah St.	79 66	272	A	Santa Clara	71 66								

Non-Div I Games: Southern Ore. 89 87

San Jose St.

Average RPI Win: 279	WON-LOST RECORD	WINNING PCT. RANK	LAST 10 GAMES	STRENGTH OF SCHEDULE	OPP. STRENGTH OF SCHEDULE	TEAM RPI	ADJ. RPI	CONF. RPI	ADJ. CONF. RPI
Average RPI Loss: 152									
DIV. I ONLY	4- 13	294	2- 8	208	181	272	272	12	12
DIV. I NON-CONF.	3- 7	254	1- 3	242	269	268	268	10	10

TOTALS	RPI 1-25	RPI 26-50	W-L RECORDS	RPI 51-100	RPI 101-999	RPI 201+			
4- 13	0- 1	0- 1	OVERALL	0- 2	4- 9	4- 4			
1- 7	0- 1	0- 1	HOME	0- 1	1- 4	1- 2			
3- 6	0- 0	0- 0	AWAY	0- 0	3- 0	3- 0			
0- 0	0- 0	0- 0	NEUTRAL	0- 0	0- 0	0- 0			
3- 7	0- 1	0- 1	NON-CONFERENCE	0- 0	3- 5	3- 3			
1- 4	0- 1	0- 1	HOME	0- 0	1- 2	1- 2			
2- 3	0- 0	0- 0	AWAY	0- 0	2- 3	2- 1			
0- 0	0- 0	0- 0	NEUTRAL	0- 0	0- 0	0- 0			
1- 6	0- 0	0- 0	CONFERENCE	0- 2	1- 4	1- 1			
0- 3	0- 0	0- 0	HOME	0- 1	0- 2	0- 0			
1- 3	0- 0	0- 0	AWAY	0- 1	1- 2	1- 1			
0- 0	0- 0	0- 0	NEUTRAL	0- 0	0- 0	0- 0			

RPI 1-25				RPI 26-50				RPI 51-100				RPI 101+ Team's RPI: 272			
RPI	S	Opponent	Score	RPI	S	Opponent	Score	RPI	S	Opponent	Score	RPI	S	Opponent	Score
23	H	Cal i forn i a	41 79	35	H	Southern Cal i forn i a	43 64	54	H	Gonzaga	51 63	110	A	BYU	47 65
								66	A	Saint Mary's (CA)	46 59	151	H	San Francisco	54 58
												160	H	Loyola Marymount	51 65
												165	A	Northwestern	47 57
												185	A	Nevada	41 52
												211	A	Pepperdi ne	55 56
												213	H	UC Santa Barbara	68 63
												252	A	Grand Canyon	38 39
												255	A	San Diego St.	48 34
												257	H	San Jose St.	66 71
												312	H	Cal St. Fullerton	69 73
												322	A	Portland	50 43
												327	A	Ill. -Chi cago	45 36

LAST 12 Division I GAMES:															
110	A	BYU	47 65	151	H	San Francisco	54 58	252	A	Grand Canyon	38 39	185	A	Nevada	41 52
66	A	Saint Mary's (CA)	46 59	255	A	San Diego St.	48 34	23	H	Cal i forn i a	41 79	257	H	San Jose St.	66 71
322	A	Portland	50 43	54	H	Gonzaga	51 63								
160	H	Loyola Marymount	51 65	211	A	Pepperdi ne	55 56								

Non-Div I Games: Menlo 104 61

Santa Clara

Average RPI	Win:	326	WON-LOST	WINNING	LAST 10	STRENGTH OF	OPP. STRENGTH	TEAM	ADJ.	CONF.	ADJ CONF.
Average RPI	Loss:	202	RECORD	PCT. RANK	GAMES	SCHEDULE	OF SCHEDULE	RPI	RPI	RPI	RPI
DIV. I ONLY	1- 13	339	1- 9	325	201	345	345	31	31		
DIV. I NON-CONF.	1- 9	318	1- 7	275	167	319	319	31	31		

TOTALS	RPI 1-25	RPI 26-50	W-L RECORDS	RPI 51-100	RPI 101-999	RPI 201+					
1- 13	0- 1	0- 0	OVERALL	0- 1	1- 11	1- 7					
0- 2	0- 0	0- 0	HOME	0- 0	0- 2	0- 2					
1- 8	0- 1	0- 0	AWAY	0- 1	1- 6	1- 4					
0- 3	0- 0	0- 0	NEUTRAL	0- 0	0- 3	0- 1					
1- 9	0- 1	0- 0	NON-CONFERENCE	0- 1	1- 7	1- 3					
0- 0	0- 0	0- 0	HOME	0- 0	0- 0	0- 0					
1- 6	0- 1	0- 0	AWAY	0- 1	1- 4	1- 2					
0- 3	0- 0	0- 0	NEUTRAL	0- 0	0- 3	0- 1					
0- 4	0- 0	0- 0	CONFERENCE	0- 0	0- 4	0- 4					
0- 2	0- 0	0- 0	HOME	0- 0	0- 2	0- 2					
0- 2	0- 0	0- 0	AWAY	0- 0	0- 2	0- 2					
0- 0	0- 0	0- 0	NEUTRAL	0- 0	0- 0	0- 0					

RPI 1-25				RPI 26-50				RPI 51-100				RPI 101+				Team's RPI: 345	
RPI	S	Opponent	Score	RPI	S	Opponent	Score	RPI	S	Opponent	Score	RPI	S	Opponent	Score		
18	A	South Carolina	38 99					69	A	Oregon St.	36 84	115	A	Jacksonville	46 74		
												158	N	Providence	48 78		
												187	A	Wisconsin	24 82		
												196	N	Florida	40 90		
												222	N	Richmond	63 100		
												228	H	Howard	59 87		
												248	A	East Carolina	37 103		
												251	A	Morgan St.	67 73		
												308	A	Alabama St.	61 81		
												309	H	UMES	56 68		
												316	A	Coppin St.	57 66		
												326	A	Ga. Southern	71 67		
LAST 12 Division I GAMES:																	
309	H	UMES	56 68	228	H	Howard	59 87										
251	A	Morgan St.	67 73	69	A	Oregon St.	36 84										
316	A	Coppin St.	57 66	187	A	Wisconsin	24 82										
115	A	Jacksonville	46 74	326	A	Ga. Southern	71 67										
248	A	East Carolina	37 103	196	N	Florida	40 90										
18	A	South Carolina	38 99	222	N	Richmond	63 100										

Non-Div I Games: LaGrange 86 44

Savannah St.

Average RPI	Win: 233	WON-LOST	WINNING	LAST 10	STRENGTH OF	OPP. STRENGTH	TEAM	ADJ.	CONF.	ADJ CONF.
Average RPI	Loss: 159	RECORD	PCT. RANK	GAMES	SCHEDULE	OF SCHEDULE	RPI	RPI	RPI	RPI
DIV. I ONLY	9- 10	187	5- 5	254	191	214	214	30	30	
DIV. I NON-CONF.	6- 9	214	3- 5	171	174	210	210	30	30	

TOTALS	RPI 1-25	RPI 26-50	W-L RECORDS	RPI 51-100	RPI 101-999	RPI 201+				
9- 10	0- 1	0- 0	OVERALL	0- 1	9- 8	7- 4				
3- 6	0- 0	0- 0	HOME	0- 1	3- 5	1- 2				
6- 4	0- 1	0- 0	AWAY	0- 0	6- 3	6- 2				
0- 0	0- 0	0- 0	NEUTRAL	0- 0	0- 0	0- 0				
6- 9	0- 1	0- 0	NON-CONFERENCE	0- 1	6- 7	4- 3				
2- 6	0- 0	0- 0	HOME	0- 1	2- 5	0- 2				
4- 3	0- 1	0- 0	AWAY	0- 0	4- 2	4- 1				
0- 0	0- 0	0- 0	NEUTRAL	0- 0	0- 0	0- 0				
3- 1	0- 0	0- 0	CONFERENCE	0- 0	3- 1	3- 1				
1- 0	0- 0	0- 0	HOME	0- 0	1- 0	1- 0				
2- 1	0- 0	0- 0	AWAY	0- 0	2- 1	2- 1				
0- 0	0- 0	0- 0	NEUTRAL	0- 0	0- 0	0- 0				

RPI 1-25				RPI 26-50				RPI 51-100				RPI 101+ Team's RPI: 214			
RPI	S	Opponent	Score	RPI	S	Opponent	Score	RPI	S	Opponent	Score	RPI	S	Opponent	Score
23	A	Cal i forni a	67 87					58	H	UC Davi s	53 79	130	A	Washi ngton	76 84
												131	H	Paci fi c	73 85
												139	H	Idaho St.	69 74
												173	H	Portland St.	91 77
												185	H	Nevada	65 74
												189	H	San Di ego	80 73
												205	H	UC Irvi ne	79 84
												206	A	Idaho	68 60
												211	A	Pepperdi ne	65 62
												213	A	UC Santa Barbara	77 71
												230	A	CSUN	62 67
												234	H	Hawai i	58 73
												241	A	Montana	78 64
												252	A	Grand Canyon	63 74
												261	A	UMKC	62 58
												264	H	New Mexico St.	69 59
												335	A	Chi cago St.	63 56

LAST 12 Di vi si on I GAMES:															
261	A	UMKC	62 58	264	H	New Mexico St.	69 59	131	H	Paci fi c	73 85				
335	A	Chi cago St.	63 56	206	A	Idaho	68 60	241	A	Montana	78 64				
252	A	Grand Canyon	63 74	185	H	Nevada	65 74	189	H	San Di ego	80 73				
230	A	CSUN	62 67												
205	H	UC Irvi ne	79 84												
130	A	Washi ngton	76 84												

Non-Di v I Games:

Seattle U

Average RPI Win:	200	WON-LOST	WINNING	LAST 10	STRENGTH OF	OPP. STRENGTH	TEAM	ADJ.	CONF.	ADJ CONF.
Average RPI Loss:	34	RECORD	PCT. RANK	GAMES	SCHEDULE	OF SCHEDULE	RPI	RPI	RPI	RPI
DIV. I ONLY	11- 8	128	4- 6	78	50	100	100	6	6	
DIV. I NON-CONF.	8- 3	65	2- 2	121	127	81	81	5	5	

TOTALS	RPI 1-25	RPI 26-50	W-L RECORDS	RPI 51-100	RPI 101-999	RPI 201+				
11- 8	0- 4	0- 2	OVERALL	0- 2	11- 0	4- 0				
8- 4	0- 2	0- 1	HOME	0- 1	8- 0	4- 0				
3- 4	0- 2	0- 1	AWAY	0- 1	3- 0	0- 0				
0- 0	0- 0	0- 0	NEUTRAL	0- 0	0- 0	0- 0				
8- 3	0- 2	0- 1	NON-CONFERENCE	0- 0	8- 0	4- 0				
6- 2	0- 1	0- 1	HOME	0- 0	6- 0	4- 0				
2- 1	0- 1	0- 0	AWAY	0- 0	2- 0	0- 0				
0- 0	0- 0	0- 0	NEUTRAL	0- 0	0- 0	0- 0				
3- 5	0- 2	0- 1	CONFERENCE	0- 2	3- 0	0- 0				
2- 2	0- 1	0- 0	HOME	0- 1	2- 0	0- 0				
1- 3	0- 1	0- 1	AWAY	0- 1	1- 0	0- 0				
0- 0	0- 0	0- 0	NEUTRAL	0- 0	0- 0	0- 0				

RPI 1-25				RPI 26-50				RPI 51-100				Team's RPI: 100				RPI 101+			
RPI	S	Opponent	Score	RPI	S	Opponent	Score	RPI	S	Opponent	Score	RPI	S	Opponent	Score	RPI	S	Opponent	Score
10	H	UCLA	68 77	29	A	DePaul	66 89	57	H	Creighton	51 68	101	A	Wake Forest	67 57				
11	A	Rutgers	45 70	47	H	Princeton	83 85	79	A	Butler	48 66	119	H	Jacksonville St.	73 54				
17	A	Marquette	84 97									141	A	Xavier	62 51				
20	H	Villanova	59 67									154	H	Georgetown	70 65				
												158	H	Providence	65 56				
												172	A	Boston College	73 53				
												194	H	Marist	85 60				
												271	H	Rider	85 49				
												277	H	Fairfield	80 61				
												279	H	St. Francis Brooklyn	84 50				
												339	H	Saint Peter's	91 49				
LAST 12 Division I GAMES:																			
20	H	Villanova	59 67	154	H	Georgetown	70 65												
141	A	Xavier	62 51	29	A	DePaul	66 89												
79	A	Butler	48 66	277	H	Fairfield	80 61												
158	H	Providence	65 56	10	H	UCLA	68 77												
57	H	Creighton	51 68	172	A	Boston College	73 53												
17	A	Marquette	84 97	11	A	Rutgers	45 70												

S
i
e
n
a

Siena				Through Games Of Jan. 18, 2018						
Average RPI Win:	248	WON-LOST	WINNING	LAST 10	STRENGTH OF	OPP. STRENGTH	TEAM	ADJ.	CONF.	ADJ CONF.
Average RPI Loss:	115	RECORD	PCT. RANK	GAMES	SCHEDULE	OF SCHEDULE	RPI	RPI	RPI	RPI
DIV. I ONLY	8- 10	206	4- 6	206	142	200	200	25	25	
DIV. I NON-CONF.	5- 6	187	2- 3	76	90	124	124	25	25	

TOTALS	RPI 1-25	RPI 26-50	W-L RECORDS	RPI 51-100	RPI 101-999	RPI 201+				
8- 10	0- 1	0- 2	OVERALL	0- 3	8- 4	7- 3				
5- 3	0- 0	0- 1	HOME	0- 1	5- 1	4- 1				
3- 7	0- 1	0- 1	AWAY	0- 2	3- 3	3- 2				
0- 0	0- 0	0- 0	NEUTRAL	0- 0	0- 0	0- 0				
5- 6	0- 1	0- 1	NON-CONFERENCE	0- 3	5- 1	5- 0				
3- 2	0- 0	0- 1	HOME	0- 1	3- 0	3- 0				
2- 4	0- 1	0- 0	AWAY	0- 2	2- 1	2- 0				
0- 0	0- 0	0- 0	NEUTRAL	0- 0	0- 0	0- 0				
3- 4	0- 0	0- 1	CONFERENCE	0- 0	3- 3	2- 3				
2- 1	0- 0	0- 0	HOME	0- 0	2- 1	1- 1				
1- 3	0- 0	0- 1	AWAY	0- 0	1- 2	1- 2				
0- 0	0- 0	0- 0	NEUTRAL	0- 0	0- 0	0- 0				

S
i
e
n
a

RPI 1-25				RPI 26-50				RPI 51-100				RPI 101+ Team's RPI: 200			
RPI	S	Opponent	Score	RPI	S	Opponent	Score	RPI	S	Opponent	Score	RPI	S	Opponent	Score
11	A	Rutgers	47 59	38	H	FGCU	50 63	52	H	Albany (NY)	63 78	116	A	Hartford	62 71
				48	A	Quinnipiac	54 68	75	A	Penn St.	72 86	194	H	Marist	58 53
								94	A	Harvard	67 75	203	A	Niagara	50 65
												203	H	Niagara	68 73
												215	A	Hofstra	70 60
												225	H	St. Bonaventure	70 62
												228	H	Howard	72 61
												259	H	Sacred Heart	62 57
												260	A	Colgate	73 70
												271	A	Rider	71 67
												310	A	Canisius	57 65
												334	H	Iona	64 51

LAST 12 Division I GAMES:															
203	A	Niagara	50 65	194	H	Marist	58 53								
310	A	Canisius	57 65	116	A	Hartford	62 71								
203	H	Niagara	68 73	259	H	Sacred Heart	62 57								
334	H	Iona	64 51	52	H	Albany (NY)	63 78								
271	A	Rider	71 67	215	A	Hofstra	70 60								
48	A	Quinnipiac	54 68	11	A	Rutgers	47 59								

Non-Div I Games:

Siena

Average RPI Win:	215	WON-LOST	WINNING	LAST 10	STRENGTH OF	OPP. STRENGTH	TEAM	ADJ.	CONF.	ADJ CONF.
Average RPI Loss:	94	RECORD	PCT. RANK	GAMES	SCHEDULE	OF SCHEDULE	RPI	RPI	RPI	RPI
DIV. I ONLY	11- 5	77	7- 3	158	216	98	98	23	23	
DIV. I NON-CONF.	6- 4	122	3- 3	53	154	69	69	24	24	

TOTALS	RPI 1-25	RPI 26-50	W-L RECORDS	RPI 51-100	RPI 101-999	RPI 201+				
11- 5	0- 1	0- 0	OVERALL	1- 2	10- 2	6- 0				
7- 2	0- 0	0- 0	HOME	0- 1	7- 1	5- 0				
4- 3	0- 1	0- 0	AWAY	1- 1	3- 1	1- 0				
0- 0	0- 0	0- 0	NEUTRAL	0- 0	0- 0	0- 0				
6- 4	0- 1	0- 0	NON-CONFERENCE	1- 2	5- 1	2- 0				
3- 2	0- 0	0- 0	HOME	0- 1	3- 1	1- 0				
3- 2	0- 1	0- 0	AWAY	1- 1	2- 0	1- 0				
0- 0	0- 0	0- 0	NEUTRAL	0- 0	0- 0	0- 0				
5- 1	0- 0	0- 0	CONFERENCE	0- 0	5- 1	4- 0				
4- 0	0- 0	0- 0	HOME	0- 0	4- 0	4- 0				
1- 1	0- 0	0- 0	AWAY	0- 0	1- 1	0- 0				
0- 0	0- 0	0- 0	NEUTRAL	0- 0	0- 0	0- 0				

RPI 1-25				RPI 26-50				RPI 51-100				RPI 101+			
RPI	S	Opponent	Score	RPI	S	Opponent	Score	RPI	S	Opponent	Score	RPI	S	Opponent	Score
21	A	NC State	50 71					88	A	North Carolina	85 84	109	H	Central Ark.	64 43
								95	A	Ole Miss	59 66	115	H	Jacksonville	58 60
								96	H	UAB	66 78	144	A	Texas St.	63 78
												152	A	Southern Miss.	78 57
												167	A	UT Arlington	76 63
												182	H	New Orleans	67 45
												212	H	Southern U.	69 65
												223	H	Troy	79 68
												284	H	Coastal Caro.	68 62
												308	A	Alabama St.	59 47
												311	H	Georgia St.	88 52
												326	H	Ga. Southern	79 52

LAST 12 Division I GAMES:															
223	H	Troy	79 68	284	H	Coastal Caro.	68 62	109	H	Central Ark.	64 43	212	H	Southern U.	69 65
167	A	UT Arlington	76 63	95	A	Ole Miss	59 66	115	H	Jacksonville	58 60	152	A	Southern Miss.	78 57
144	A	Texas St.	63 78	96	H	UAB	66 78								
326	H	Ga. Southern	79 52												
311	H	Georgia St.	88 52												
96	H	UAB	66 78												

Non-Div I Games: Ga. Southwestern 73 42

South Ala.

Average RPI Win:	149	WON-LOST	WINNING	LAST 10	STRENGTH OF	OPP. STRENGTH	TEAM	ADJ.	CONF.	ADJ CONF.
Average RPI Loss:	8	RECORD	PCT. RANK	GAMES	SCHEDULE	OF SCHEDULE	RPI	RPI	RPI	RPI

DIV. I ONLY	15- 3	18	8- 2	44	11	18	18	2	2
DIV. I NON-CONF.	11- 1	13	5- 1	117	33	20	20	2	2

TOTALS	RPI 1-25	RPI 26-50	W-L RECORDS	RPI 51-100	RPI 101-999	RPI 201+			
15- 3	3- 3	2- 0	OVERALL	1- 0	9- 0	5- 0			
8- 1	2- 1	0- 0	HOME	0- 0	6- 0	5- 0			
5- 1	0- 1	1- 0	AWAY	1- 0	3- 0	0- 0			
2- 1	1- 1	1- 0	NEUTRAL	0- 0	0- 0	0- 0			
11- 1	2- 1	2- 0	NON-CONFERENCE	0- 0	7- 0	5- 0			
6- 0	1- 0	0- 0	HOME	0- 0	5- 0	5- 0			
3- 0	0- 0	1- 0	AWAY	0- 0	2- 0	0- 0			
2- 1	1- 1	1- 0	NEUTRAL	0- 0	0- 0	0- 0			
4- 2	1- 2	0- 0	CONFERENCE	1- 0	2- 0	0- 0			
2- 1	1- 1	0- 0	HOME	0- 0	1- 0	0- 0			
2- 1	0- 1	0- 0	AWAY	1- 0	1- 0	0- 0			
0- 0	0- 0	0- 0	NEUTRAL	0- 0	0- 0	0- 0			

RPI S Opponent Score	RPI S Opponent Score	RPI S Opponent Score	RPI S Opponent Score
2 N Notre Dame 85 92	34 N St. John's (NY) 76 58	95 A Ole Miss 88 62	113 H Auburn 71 63
8 H Tennessee 70 86	36 A Maryland 94 86		125 A Clemson 66 36
11 N Rutgers 78 68			127 A Vanderbilt 95 82
13 A Missouri 74 83			174 A Temple 87 60
14 H Duke 72 52			233 H Col. of Charleston 69 43
15 H Texas A&M 61 59			280 H Wofford 94 60
			308 H Alabama St. 99 31
			324 H Western Caro. 101 43
			345 H Savannah St. 99 38
LAST 12 Division I GAMES:			
8 H Tennessee 70 86	127 A Vanderbilt 95 82		
113 H Auburn 71 63	345 H Savannah St. 99 38		
13 A Missouri 74 83	233 H Col. of Charleston 69 43		
95 A Ole Miss 88 62	14 H Duke 72 52		
15 H Texas A&M 61 59	324 H Western Caro. 101 43		
174 A Temple 87 60	2 N Notre Dame 85 92		

Non-Div I Games:

South Carolina

Average RPI Win:	326	WON-LOST	WINNING	LAST 10	STRENGTH OF	OPP. STRENGTH	TEAM	ADJ.	CONF.	ADJ CONF.
Average RPI Loss:	216	RECORD	PCT. RANK	GAMES	SCHEDULE	OF SCHEDULE	RPI	RPI	RPI	RPI
DIV. I ONLY	4- 10	282	3- 6	348	243	338	338	31	31	
DIV. I NON-CONF.	3- 7	254	2- 4	346	240	336	336	31	31	

TOTALS	RPI 1-25	RPI 26-50	W-L RECORDS	RPI 51-100	RPI 101-999	RPI 201+				
4- 10	0- 0	0- 0	OVERALL	0- 2	4- 8	4- 6				
2- 2	0- 0	0- 0	HOME	0- 0	2- 2	2- 2				
2- 8	0- 0	0- 0	AWAY	0- 0	2- 1	2- 1				
0- 0	0- 0	0- 0	NEUTRAL	0- 0	0- 0	0- 0				
3- 7	0- 0	0- 0	NON-CONFERENCE	0- 2	3- 5	3- 3				
1- 1	0- 0	0- 0	HOME	0- 0	1- 1	1- 1				
2- 6	0- 0	0- 0	AWAY	0- 2	2- 4	2- 2				
0- 0	0- 0	0- 0	NEUTRAL	0- 0	0- 0	0- 0				
1- 3	0- 0	0- 0	CONFERENCE	0- 0	1- 3	1- 3				
1- 1	0- 0	0- 0	HOME	0- 0	1- 1	1- 1				
0- 2	0- 0	0- 0	AWAY	0- 0	0- 2	0- 2				
0- 0	0- 0	0- 0	NEUTRAL	0- 0	0- 0	0- 0				

RPI 1-25				RPI 26-50				RPI 51-100				RPI 101+				Team's RPI: 338
RPI	S	Opponent	Score	RPI	S	Opponent	Score	RPI	S	Opponent	Score	RPI	S	Opponent	Score	
								60	A	Georgi a Tech	40 86	125	A	Clemson	48 56	
								77	A	Mercer	53 74	197	A	Charlotte	49 64	
												209	A	Bethune-Cookman	50 68	
												228	H	Howard	58 68	
												299	A	USC Upstate	44 63	
												309	H	UMES	54 51	
												318	A	Delaware St.	44 58	
												319	A	Old Domini on	35 52	
												324	H	Western Caro.	75 45	
												326	H	Ga. Southern	58 61	
												329	A	Charleston So.	60 58	
												343	A	Winthrop	65 37	
LAST 12 Division I GAMES:																
228	H	Howard	58 68	309	H	UMES	54 51									
318	A	Delaware St.	44 58	324	H	Western Caro.	75 45									
209	A	Bethune-Cookman	50 68	329	A	Charleston So.	60 58									
319	A	Old Domini on	35 52	299	A	USC Upstate	44 63									
197	A	Charlotte	49 64	326	H	Ga. Southern	58 61									
77	A	Mercer	53 74	343	A	Winthrop	65 37									

Non-Div I Games: Johnson & Wales (NC) 40 Columbia Int'l 82 38

South Carolina St.

Average RPI Win: 212 WON-LOST WINNING LAST 10 STRENGTH OF OPP. STRENGTH TEAM ADJ. CONF. ADJ CONF.
Average RPI Loss: 97 RECORD PCT. RANK GAMES SCHEDULE OF SCHEDULE RPI RPI RPI RPI

DIV. I ONLY	12- 5	69	8- 1	203	146	97	97	14	14
DIV. I NON-CONF.	7- 5	132	4- 2	228	73	142	142	15	15
TOTALS	RPI 1-25	RPI 26-50	W-L RECORDS	RPI 51-100	RPI 101-999	RPI 201+			
12- 5	0- 1	0- 1	OVERALL	1- 0	11- 3	6- 0			
6- 1	0- 0	0- 0	HOME	1- 0	5- 1	3- 0			
5- 2	0- 0	0- 0	AWAY	0- 0	5- 2	2- 0			
1- 2	0- 1	0- 1	NEUTRAL	0- 0	1- 0	1- 0			
7- 5	0- 1	0- 1	NON-CONFERENCE	1- 0	6- 3	4- 0			
4- 1	0- 0	0- 0	HOME	1- 0	3- 1	2- 0			
2- 2	0- 0	0- 0	AWAY	0- 0	2- 2	1- 0			
1- 2	0- 1	0- 1	NEUTRAL	0- 0	1- 0	1- 0			
5- 0	0- 0	0- 0	CONFERENCE	0- 0	5- 0	2- 0			
2- 0	0- 0	0- 0	HOME	0- 0	2- 0	1- 0			
3- 0	0- 0	0- 0	AWAY	0- 0	3- 0	1- 0			
0- 0	0- 0	0- 0	NEUTRAL	0- 0	0- 0	0- 0			

RPI S	Opponent	Score	RPI S	Opponent	Score	RPI S	Opponent	Score	Team's RPI: 97	RPI S	Opponent	Score
8 N	Tennessee	49 69	43 N	Oklahoma St.	68 76	57 H	Creighton	73 68		117 A	Western Ill.	82 58
										140 A	SFA	55 77
										147 A	Iowa St.	76 81
										149 H	Tulsa	61 64
										179 H	North Dakota	76 71
										181 A	Wichita St.	62 48
										198 H	Denver	79 51
										201 A	Oral Roberts	73 68
										221 H	UC Riverside	75 66
										250 H	CSU Bakersfield	66 50
										265 A	North Dakota St.	82 67
										278 A	Incarnate Word	81 51
										293 H	Fort Wayne	85 43
										301 N	Indiana St.	71 59
LAST 12 Division I GAMES:												
293 H	Fort Wayne	85 43	201 A	Oral Roberts	73 68							
117 A	Western Ill.	82 58	149 H	Tulsa	61 64							
265 A	North Dakota St.	82 67	250 H	CSU Bakersfield	66 50							
198 H	Denver	79 51	278 A	Incarnate Word	81 51							
179 H	North Dakota	76 71	140 A	SFA	55 77							
221 H	UC Riverside	75 66	8 N	Tennessee	49 69							

Non-Div I Games: Mt. Marty 87 25 Bellevue 89 32

South Dakota

Average RPI Win:	171	WON-LOST	WINNING	LAST 10	STRENGTH OF	OPP. STRENGTH	TEAM	ADJ.	CONF.	ADJ CONF.
Average RPI Loss:	28	RECORD	PCT. RANK	GAMES	SCHEDULE	OF SCHEDULE	RPI	RPI	RPI	RPI
DIV. I ONLY	14- 4	38	7- 2	75	52	37	37	14	14	
DIV. I NON-CONF.	10- 4	73	4- 3	55	6	35	35	15	15	

TOTALS	RPI 1-25	RPI 26-50	W-L RECORDS	RPI 51-100	RPI 101-999	RPI 201+				
14- 4	1- 2	1- 1	OVERALL	1- 1	11- 0	3- 0				
8- 1	0- 1	1- 0	HOME	0- 0	7- 0	3- 0				
4- 3	0- 1	0- 1	AWAY	1- 1	3- 0	0- 0				
2- 0	1- 0	0- 0	NEUTRAL	0- 0	1- 0	0- 0				
10- 4	1- 2	1- 1	NON-CONFERENCE	1- 1	7- 0	1- 0				
6- 1	0- 1	1- 0	HOME	0- 0	5- 0	1- 0				
2- 3	0- 1	0- 1	AWAY	1- 1	1- 0	0- 0				
2- 0	1- 0	0- 0	NEUTRAL	0- 0	1- 0	0- 0				
4- 0	0- 0	0- 0	CONFERENCE	0- 0	4- 0	2- 0				
2- 0	0- 0	0- 0	HOME	0- 0	2- 0	2- 0				
2- 0	0- 0	0- 0	AWAY	0- 0	2- 0	0- 0				
0- 0	0- 0	0- 0	NEUTRAL	0- 0	0- 0	0- 0				

RPI 1-25				RPI 26-50				Team's RPI: 37				RPI 51-100				RPI 101+			
RPI	S	Opponent	Score	RPI	S	Opponent	Score	RPI	S	Opponent	Score	RPI	S	Opponent	Score	RPI	S	Opponent	Score
4	H	Louisville	64 68	28	H	Oklahoma	67 61	57	A	Creighton	65 72	124	H	Bowling Green	76 44				
12	A	Green Bay	41 55	38	A	FGCU	78 87	91	A	George Washington	97 88	128	A	Drake	85 78				
21	N	NC State	75 67									179	H	North Dakota	66 52				
												181	H	Wichita St.	96 64				
												195	H	UNI	57 47				
												197	N	Charlotte	71 70				
												198	A	Denver	69 58				
												201	A	Oral Roberts	77 70				
												238	H	Omaha	89 64				
												265	H	North Dakota St.	83 63				
												346	H	NJIT	92 48				
LAST 12 Division I GAMES:																			
198	A	Denver	69 58	201	A	Oral Roberts	77 70												
265	H	North Dakota St.	83 63	57	A	Creighton	65 72												
238	H	Omaha	89 64	124	H	Bowling Green	76 44												
38	A	FGCU	78 87	28	H	Oklahoma	67 61												
181	H	Wichita St.	96 64	4	H	Louisville	64 68												
128	A	Drake	85 78	195	H	UNI	57 47												

Non-Div I Games: Dakota Wesleyan 76 63

South Dakota St.

Average RPI Win:	136	WON-LOST	WINNING	LAST 10	STRENGTH OF	OPP. STRENGTH	TEAM	ADJ.	CONF.	ADJ CONF.
Average RPI Loss:	16	RECORD	PCT. RANK	GAMES	SCHEDULE	OF SCHEDULE	RPI	RPI	RPI	RPI
DIV. I ONLY	15- 4	32	8- 2	37	5	19	19	8	8	
DIV. I NON-CONF.	10- 3	51	4- 2	68	2	28	28	7	7	

TOTALS	RPI 1-25	RPI 26-50	W-L RECORDS	RPI 51-100	RPI 101-999	RPI 201+				
15- 4	0- 2	3- 2	OVERALL	4- 0	8- 0	4- 0				
7- 1	0- 1	1- 0	HOME	2- 0	4- 0	3- 0				
5- 1	0- 0	0- 1	AWAY	1- 0	4- 0	1- 0				
3- 2	0- 1	2- 1	NEUTRAL	1- 0	0- 0	0- 0				
10- 3	0- 1	3- 2	NON-CONFERENCE	3- 0	4- 0	4- 0				
5- 0	0- 0	1- 0	HOME	1- 0	3- 0	3- 0				
2- 1	0- 0	0- 1	AWAY	1- 0	1- 0	1- 0				
3- 2	0- 1	2- 1	NEUTRAL	1- 0	0- 0	0- 0				
5- 1	0- 1	0- 0	CONFERENCE	1- 0	4- 0	0- 0				
2- 1	0- 1	0- 0	HOME	1- 0	1- 0	0- 0				
3- 0	0- 0	0- 0	AWAY	0- 0	3- 0	0- 0				
0- 0	0- 0	0- 0	NEUTRAL	0- 0	0- 0	0- 0				

RPI	S	Opponent	Score	RPI	S	Opponent	Score	RPI	S	Opponent	Score	RPI	S	Opponent	Score
1	H	UConn	49 100	28	A	Oklahoma	74 79	53	H	UCF	62 45	114	H	Tulane	75 46
2	N	Notre Dame	66 76	31	N	Michigan St.	73 83	62	N	Dayton	93 87	146	A	Cincinnati	69 46
				34	N	St. John's (NY)	68 59	79	H	Butler	71 55	170	A	Memphis	81 62
				45	H	LSU	61 55	91	A	George Washington	83 78	174	A	Temple	89 73
				49	N	Washington St.	82 45					202	H	Arkansas St.	98 55
												212	H	Southern U.	108 48
												275	A	FIU	82 52
												328	H	Houston Baptist	90 43

LAST 12 Division I GAMES:															
53	H	UCF	62 45	170	A	Memphis	81 62	62	N	Dayton	93 87	275	A	FIU	82 52
174	A	Temple	89 73	212	H	Southern U.	108 48	28	A	Oklahoma	74 79				
1	H	UConn	49 100	91	A	George Washington	83 78								
146	A	Cincinnati	69 46												
114	H	Tulane	75 46												
31	N	Michigan St.	73 83												

Non-Div I Games:

South Fla.

Average RPI Win:	270	WON-LOST	WINNING	LAST 10	STRENGTH OF	OPP. STRENGTH	TEAM	ADJ.	CONF.	ADJ CONF.
Average RPI Loss:	126	RECORD	PCT. RANK	GAMES	SCHEDULE	OF SCHEDULE	RPI	RPI	RPI	RPI
DIV. I ONLY	6- 11	251	4- 6	84	325	208	208	26	26	
DIV. I NON-CONF.	3- 7	254	1- 4	31	233	164	164	27	27	

TOTALS	RPI 1-25	RPI 26-50	W-L RECORDS	RPI 51-100	RPI 101-999	RPI 201+				
6- 11	0- 1	0- 1	OVERALL	0- 1	6- 8	4- 2				
4- 3	0- 0	0- 0	HOME	0- 1	4- 2	3- 1				
1- 8	0- 0	0- 0	AWAY	0- 0	1- 1	1- 0				
1- 0	0- 0	0- 0	NEUTRAL	0- 0	1- 0	0- 0				
3- 7	0- 1	0- 1	NON-CONFERENCE	0- 0	3- 5	1- 0				
2- 1	0- 0	0- 0	HOME	0- 0	2- 1	1- 0				
0- 6	0- 1	0- 1	AWAY	0- 0	0- 4	0- 0				
1- 0	0- 0	0- 0	NEUTRAL	0- 0	1- 0	0- 0				
3- 4	0- 0	0- 0	CONFERENCE	0- 1	3- 3	3- 2				
2- 2	0- 0	0- 0	HOME	0- 1	2- 1	2- 1				
1- 2	0- 0	0- 0	AWAY	0- 0	1- 2	1- 1				
0- 0	0- 0	0- 0	NEUTRAL	0- 0	0- 0	0- 0				

RPI 1-25				RPI 26-50				RPI 51-100				RPI 101+ Team's RPI: 208			
RPI	S	Opponent	Score	RPI	S	Opponent	Score	RPI	S	Opponent	Score	RPI	S	Opponent	Score
4	A	Louisville	40 80	39	A	Ball St.	56 69	71	H	Belmont	57 67	107	A	George Mason	38 57
												117	A	Western Ill.	59 87
												122	A	Kansas	50 51
												142	N	Saint Francis (PA)	82 50
												146	A	Cincinnati	52 65
												150	A	SIUE	57 65
												169	H	Southern Ill.	74 79
												184	H	Bradley	57 53
												224	H	Morehead St.	56 59
												237	A	Austin Peay	65 66
												298	H	Eastern Ky.	69 55
												306	A	Murray St.	85 74
												341	H	Tennessee St.	71 66
												347	H	Evansville	74 65

LAST 12 Division I GAMES:															
298	H	Eastern Ky.	69 55	150	A	SIUE	57 65								
224	H	Morehead St.	56 59	347	H	Evansville	74 65								
237	A	Austin Peay	65 66	122	A	Kansas	50 51								
306	A	Murray St.	85 74	39	A	Ball St.	56 69								
341	H	Tennessee St.	71 66	117	A	Western Ill.	59 87								
71	H	Belmont	57 67	146	A	Cincinnati	52 65								

Non-Div I Games: Evangel 72 60 Missouri Valley 69 34

Southeast Mo. St.

Average RPI Win:	269	WON-LOST	WINNING	LAST 10	STRENGTH OF	OPP. STRENGTH	TEAM	ADJ.	CONF.	ADJ CONF.
Average RPI Loss:	175	RECORD	PCT. RANK	GAMES	SCHEDULE	OF SCHEDULE	RPI	RPI	RPI	RPI
DIV. I ONLY	2- 15	329	1- 9	193	326	300	300	27	27	
DIV. I NON-CONF.	1- 10	327	1- 5	170	277	296	296	26	26	

TOTALS	RPI 1-25	RPI 26-50	W-L RECORDS	RPI 51-100	RPI 101-999	RPI 201+				
2- 15	0- 0	0- 1	OVERALL	0- 1	2- 13	2- 6				
0- 5	0- 0	0- 0	HOME	0- 0	0- 5	0- 3				
2- 9	0- 0	0- 1	AWAY	0- 1	2- 7	2- 3				
0- 1	0- 0	0- 0	NEUTRAL	0- 0	0- 1	0- 0				
1- 10	0- 0	0- 1	NON-CONFERENCE	0- 1	1- 8	1- 4				
0- 3	0- 0	0- 0	HOME	0- 0	0- 3	0- 2				
1- 6	0- 0	0- 1	AWAY	0- 1	1- 4	1- 2				
0- 1	0- 0	0- 0	NEUTRAL	0- 0	0- 1	0- 0				
1- 5	0- 0	0- 0	CONFERENCE	0- 0	1- 5	1- 2				
0- 2	0- 0	0- 0	HOME	0- 0	0- 2	0- 1				
1- 3	0- 0	0- 0	AWAY	0- 0	1- 3	1- 1				
0- 0	0- 0	0- 0	NEUTRAL	0- 0	0- 0	0- 0				

RPI	S	Opponent	Score	RPI	S	Opponent	Score	RPI	S	Opponent	Score	RPI	S	Opponent	Score
45	A	LSU	56 84	74	A	TCU	62 112	109	A	Central Ark.	47 63	113	A	Auburn	46 80
								126	N	Kent St.	60 81	137	H	Lamar University	58 75
								140	A	SFA	67 79	146	A	Cincinnati	43 82
								148	H	Louisiana	56 68	209	A	Bethune-Cookman	60 58
								231	A	Akron	54 66	240	A	Abilene Christian	80 86
								256	A	Grambling	52 61	268	H	Alabama A&M	74 76
								291	H	Alcorn	77 84	294	H	McNeese	65 77
								328	A	Houston Baptist	76 61				
LAST 12 Division I GAMES:															
294	H	McNeese	65 77	328	A	Houston Baptist	76 61	113	A	Auburn	46 80	148	H	Louisiana	56 68
137	H	Lamar University	58 75	140	A	SFA	67 79	256	A	Grambling	52 61	209	A	Bethune-Cookman	60 58
240	A	Abilene Christian	80 86	109	A	Central Ark.	47 63								
140	A	SFA	67 79	268	H	Alabama A&M	74 76								

Non-Div I Games:

Southeastern La.

Average RPI Win: 182		WON-LOST	WINNING	LAST 10	STRENGTH OF	OPP. STRENGTH	TEAM	ADJ.	CONF.	ADJ CONF.
Average RPI Loss: 19		RECORD	PCT. RANK	GAMES	SCHEDULE	OF SCHEDULE	RPI	RPI	RPI	RPI
DIV. I ONLY		13- 4	43	6- 4	51	91	35	35	4	4
DIV. I NON-CONF.		10- 1	16	5- 1	211	186	51	51	3	3

TOTALS		RPI 1-25		RPI 26-50	W-L RECORDS		RPI 51-100	RPI 101-999		RPI 201+
13- 4	0- 3			1- 1	OVERALL		2- 0	10- 0		6- 0
3- 2	0- 2			0- 0	HOME		1- 0	2- 0		2- 0
7- 2	0- 1			0- 1	AWAY		1- 0	6- 0		4- 0
3- 0	0- 0			1- 0	NEUTRAL		0- 0	2- 0		0- 0
10- 1	0- 1			1- 0	NON-CONFERENCE		0- 0	9- 0		6- 0
2- 1	0- 1			0- 0	HOME		0- 0	2- 0		2- 0
5- 0	0- 0			0- 0	AWAY		0- 0	5- 0		4- 0
3- 0	0- 0			1- 0	NEUTRAL		0- 0	2- 0		0- 0
3- 3	0- 2			0- 1	CONFERENCE		2- 0	1- 0		0- 0
1- 1	0- 1			0- 0	HOME		1- 0	0- 0		0- 0
2- 2	0- 1			0- 1	AWAY		1- 0	1- 0		0- 0
0- 0	0- 0			0- 0	NEUTRAL		0- 0	0- 0		0- 0

RPI 1-25				RPI 26-50				Team's RPI: 35				RPI 51-100				RPI 101+			
RPI	S	Opponent	Score	RPI	S	Opponent	Score	RPI	S	Opponent	Score	RPI	S	Opponent	Score	RPI	S	Opponent	Score
5	H	Oregon	66 70	32	A	Stanford	65 72	69	H	Oregon St.	65 61	103	N	Mi dd l e Tenn.	72 57				
15	H	Texas A&M	74 75	46	N	Purdue	58 46	76	A	Utah	58 47	111	A	Col orado	86 51				
23	A	Cal i forni a	64 76									160	A	Loyol a Marymount	80 70				
												194	N	Mari st	78 57				
												221	A	UC Ri versi de	64 46				
												229	H	Montana St.	98 47				
												234	A	Hawai i	71 60				
												272	A	Santa Cl ara	64 43				
												313	A	UTRGV	71 64				
												333	H	Long Beach St.	75 60				

LAST 12 Division I GAMES:																			
111	A	Col orado	86 51	76	A	Utah	58 47	103	N	Mi dd l e Tenn.	72 57	5	H	Oregon	66 70				
69	H	Oregon St.	65 61	15	H	Texas A&M	74 75	32	A	Stanford	65 72	23	A	Cal i forni a	64 76				
5	H	Oregon	66 70	160	A	Loyol a Marymount	80 70	313	A	UTRGV	71 64	234	A	Hawai i	71 60				
32	A	Stanford	65 72	234	A	Hawai i	71 60	194	N	Mari st	78 57								
23	A	Cal i forni a	64 76																
313	A	UTRGV	71 64																

Non-Div I Games:

Southern Cal i forni a

Average RPI Win:	247	WON-LOST	WINNING	LAST 10	STRENGTH OF	OPP. STRENGTH	TEAM	ADJ.	CONF.	ADJ CONF.
Average RPI Loss:	126	RECORD	PCT. RANK	GAMES	SCHEDULE	OF SCHEDULE	RPI	RPI	RPI	RPI
DIV. I ONLY	8- 8	165	4- 5	197	211	169	169	24	24	
DIV. I NON-CONF.	4- 6	214	1- 4	90	196	150	150	22	22	

TOTALS	RPI 1-25	RPI 26-50	W-L RECORDS	RPI 51-100	RPI 101-999	RPI 201+				
8- 8	0- 0	0- 0	OVERALL	0- 4	8- 4	5- 2				
2- 3	0- 0	0- 0	HOME	0- 1	2- 2	1- 0				
6- 3	0- 0	0- 0	AWAY	0- 0	6- 1	4- 1				
0- 2	0- 0	0- 0	NEUTRAL	0- 2	0- 0	0- 0				
4- 6	0- 0	0- 0	NON-CONFERENCE	0- 4	4- 2	3- 1				
1- 2	0- 0	0- 0	HOME	0- 1	1- 1	1- 0				
3- 2	0- 0	0- 0	AWAY	0- 1	3- 1	2- 1				
0- 2	0- 0	0- 0	NEUTRAL	0- 2	0- 0	0- 0				
4- 2	0- 0	0- 0	CONFERENCE	0- 0	4- 2	2- 1				
1- 1	0- 0	0- 0	HOME	0- 0	1- 1	0- 0				
3- 1	0- 0	0- 0	AWAY	0- 0	3- 1	2- 1				
0- 0	0- 0	0- 0	NEUTRAL	0- 0	0- 0	0- 0				

RPI 1-25				RPI 26-50				RPI 51-100				RPI 101+				Team's RPI: 169
RPI	S	Opponent	Score	RPI	S	Opponent	Score	RPI	S	Opponent	Score	RPI	S	Opponent	Score	
								52	N	Albany (NY)	57 68	128	H	Drake	64 75	
								56	H	Western Ky.	49 75	150	H	SIUE	53 57	
								61	N	Miami (FL)	65 75	170	A	Memphis	68 56	
								96	A	UAB	66 76	184	A	Bradley	63 62	
												195	H	UNI	60 53	
												208	A	Southeast Mo. St.	79 74	
												224	A	Morehead St.	81 85	
												242	H	UT Martin	84 72	
												243	A	Illinois St.	46 49	
												301	A	Indiana St.	64 45	
												331	A	Marshall	64 59	
												347	A	Evansville	74 62	

LAST 12 Division I GAMES:																
				184	A	Bradley	63 62	243	A	Illinois St.	46 49					
				128	H	Drake	64 75	52	N	Albany (NY)	57 68					
				195	H	UNI	60 53	56	H	Western Ky.	49 75					
				301	A	Indiana St.	64 45	331	A	Marshall	64 59					
				347	A	Evansville	74 62	224	A	Morehead St.	81 85					
				61	N	Miami (FL)	65 75	150	H	SIUE	53 57					

Non-Div I Games: Martin Methodist 60 50

Southern Ill.

Average RPI Win:	249	WON-LOST	WINNING	LAST 10	STRENGTH OF	OPP. STRENGTH	TEAM	ADJ.	CONF.	ADJ CONF.
Average RPI Loss:	99	RECORD	PCT. RANK	GAMES	SCHEDULE	OF SCHEDULE	RPI	RPI	RPI	RPI
DIV. I ONLY	8- 7	147	3- 6	211	141	152	152	18	18	
DIV. I NON-CONF.	6- 5	153	3- 4	296	106	218	218	19	19	

TOTALS	RPI 1-25	RPI 26-50	W-L RECORDS	RPI 51-100	RPI 101-999	RPI 201+				
8- 7	0- 1	0- 0	OVERALL	1- 4	7- 2	5- 0				
6- 1	0- 0	0- 0	HOME	0- 1	6- 0	4- 0				
2- 6	0- 1	0- 0	AWAY	1- 3	1- 2	1- 0				
0- 0	0- 0	0- 0	NEUTRAL	0- 0	0- 0	0- 0				
6- 5	0- 1	0- 0	NON-CONFERENCE	0- 3	6- 1	5- 0				
5- 1	0- 0	0- 0	HOME	0- 1	5- 0	4- 0				
1- 4	0- 1	0- 0	AWAY	0- 2	1- 1	1- 0				
0- 0	0- 0	0- 0	NEUTRAL	0- 0	0- 0	0- 0				
2- 2	0- 0	0- 0	CONFERENCE	1- 1	1- 1	0- 0				
1- 0	0- 0	0- 0	HOME	0- 0	1- 0	0- 0				
1- 2	0- 0	0- 0	AWAY	1- 1	0- 1	0- 0				
0- 0	0- 0	0- 0	NEUTRAL	0- 0	0- 0	0- 0				

RPI 1-25				RPI 26-50				RPI 51-100				RPI 101+ Team's RPI: 152			
RPI	S	Opponent	Score	RPI	S	Opponent	Score	RPI	S	Opponent	Score	RPI	S	Opponent	Score
3	A	Mississippi St.	56 91					56	A	Western Ky.	60 81	114	H	Tulane	66 58
								60	A	Georgia Tech	44 63	183	A	Samford	56 61
								95	A	Ole Miss	59 68	190	H	Louisiana Tech	65 50
								96	A	UAB	80 63	197	A	Charlotte	56 66
								98	H	South Ala.	57 78	291	H	Alcorn	72 67
												305	A	Northwestern St.	71 59
												308	H	Alabama St.	72 35
												342	H	Sam Houston St.	58 38
												344	H	Mississippi Val.	84 69

LAST 12 Division I GAMES:															
190	H	Louisiana Tech	65 50	96	A	UAB	80 63	56	A	Western Ky.	60 81	95	A	Ole Miss	59 68
197	A	Charlotte	56 66	98	H	South Ala.	57 78	183	A	Samford	56 61	305	A	Northwestern St.	71 59
60	A	Georgia Tech	44 63	308	H	Alabama St.	72 35	342	H	Sam Houston St.	58 38	291	H	Alcorn	72 67

Non-Div I Games: William Carey 82 44 Blue Mountain (MS) 96 46

Southern Miss.

Southern RPI			Through Games of Sat. 10/ 2018									
Average RPI	Win:	299	WON-LOST	WINNING	LAST 10	STRENGTH OF	OPP. STRENGTH	TEAM	ADJ.	CONF.	ADJ CONF.	
Average RPI	Loss:	121	RECORD	PCT. RANK	GAMES	SCHEDULE	OF SCHEDULE	RPI	RPI	RPI	RPI	
DIV. I ONLY		5- 9		249	5- 5	240		209	212	212	32	32
DIV. I NON-CONF.		0- 8		337	0- 6	39		38	263	263	32	32

TOTALS		RPI 1-25		RPI 26-50		W-L RECORDS		RPI 51-100	RPI 101-999		RPI 201+	
5- 9		0- 1		0- 1		OVERALL		0- 3	5- 4		5- 2	
2- 0		0- 0		0- 0		HOME		0- 0	2- 0		2- 0	
3- 8		0- 1		0- 1		AWAY		0- 2	3- 4		3- 2	
0- 1		0- 0		0- 0		NEUTRAL		0- 1	0- 0		0- 0	
0- 8		0- 1		0- 1		NON-CONFERENCE		0- 3	0- 3		0- 1	
0- 0		0- 0		0- 0		HOME		0- 0	0- 0		0- 0	
0- 7		0- 1		0- 1		AWAY		0- 2	0- 3		0- 1	
0- 1		0- 0		0- 0		NEUTRAL		0- 1	0- 0		0- 0	
5- 1		0- 0		0- 0		CONFERENCE		0- 0	5- 1		5- 1	
2- 0		0- 0		0- 0		HOME		0- 0	2- 0		2- 0	
3- 1		0- 0		0- 0		AWAY		0- 0	3- 1		3- 1	
0- 0		0- 0		0- 0		NEUTRAL		0- 0	0- 0		0- 0	

RPI 1-25				RPI 26-50				RPI 51-100				RPI 101+ Team's RPI: 212			
RPI	S	Opponent	Score	RPI	S	Opponent	Score	RPI	S	Opponent	Score	RPI	S	Opponent	Score
19	A	South Fla.	48 108	43	A	Oklahoma St.	66 94	51	N	Toledo	76 81	113	A	Auburn	47 65
								78	A	Indiana	49 64	187	A	Wisconsin	74 77
								98	A	South Ala.	65 69	209	A	Bethune-Cookman	56 68
												244	A	Texas Southern	67 57
												256	H	Grambling	63 44
												289	A	Prairie View	62 69
												315	H	Jackson St.	86 76
												336	A	Ark.-Pine Bluff	71 52
												344	A	Mississippi Val.	70 54

LAST 12 Division I GAMES:															
336	A	Ark.-Pine Bluff	71 52	344	A	Mississippi Val.	70 54	19	A	South Fla.	48 108	209	A	Bethune-Cookman	56 68
315	H	Jackson St.	86 76					98	A	South Ala.	65 69	113	A	Auburn	47 65
256	H	Grambling	63 44					43	A	Oklahoma St.	66 94				
289	A	Prairie View	62 69												
244	A	Texas Southern	67 57												
51	N	Toledo	76 81												

Non-Div I Games: Mobile 86 54

Southern U.

Southern Utah

Through Games Of Jan. 18, 2018

Average RPI Win:	252	WON-LOST	WINNING	LAST 10	STRENGTH OF	OPP. STRENGTH	TEAM	ADJ.	CONF.	ADJ CONF.
Average RPI Loss:	187	RECORD	PCT. RANK	GAMES	SCHEDULE	OF SCHEDULE	RPI	RPI	RPI	RPI
DIV. I ONLY	3- 14	308	2- 8	196	327	303	303	19	19	
DIV. I NON-CONF.	1- 10	327	0- 6	186	315	335	335	14	14	

TOTALS	RPI 1-25	RPI 26-50	W-L RECORDS	RPI 51-100	RPI 101-999	RPI 201+				
3- 14	0- 1	0- 0	OVERALL	0- 1	3- 12	2- 8				
2- 5	0- 0	0- 0	HOME	0- 1	2- 4	1- 2				
1- 9	0- 1	0- 0	AWAY	0- 0	1- 8	1- 6				
0- 0	0- 0	0- 0	NEUTRAL	0- 0	0- 0	0- 0				
1- 10	0- 1	0- 0	NON-CONFERENCE	0- 1	1- 8	1- 5				
1- 4	0- 0	0- 0	HOME	0- 1	1- 3	1- 2				
0- 6	0- 1	0- 0	AWAY	0- 0	0- 5	0- 3				
0- 0	0- 0	0- 0	NEUTRAL	0- 0	0- 0	0- 0				
2- 4	0- 0	0- 0	CONFERENCE	0- 0	2- 4	1- 3				
1- 1	0- 0	0- 0	HOME	0- 0	1- 1	0- 0				
1- 3	0- 0	0- 0	AWAY	0- 0	1- 3	1- 3				
0- 0	0- 0	0- 0	NEUTRAL	0- 0	0- 0	0- 0				

RPI 1-25				RPI 26-50				RPI 51-100				RPI 101+				Team's RPI: 303
RPI	S	Opponent	Score	RPI	S	Opponent	Score	RPI	S	Opponent	Score	RPI	S	Opponent	Score	
5	A	Oregon	38 98					58	H	UC Davis	59 85	110	A	BYU	67 75	
												132	H	Weber St.	64 77	
												139	H	Idaho St.	76 70	
												163	H	Binghamton	66 72	
												189	A	San Diego	59 72	
												205	H	UC Irvine	64 71	
												206	A	Idaho	51 74	
												229	A	Montana St.	71 91	
												241	A	Montana	71 81	
												250	H	CSU Bakersfield	45 46	
												252	A	Grand Canyon	54 59	
												288	A	Utah Valley	61 69	
												290	A	Ari zona	74 76	
												296	H	Utah St.	70 67	
												320	A	Northern Ari z.	60 57	
LAST 12 Division I GAMES:																
320	A	Northern Ariz.	60 57	206	A	Idaho	51 74									
132	H	Weber St.	64 77	252	A	Grand Canyon	54 59									
139	H	Idaho St.	76 70	5	A	Oregon	38 98									
241	A	Montana	71 81	205	H	UC Irvine	64 71									
229	A	Montana St.	71 91	288	A	Utah Valley	61 69									
290	A	Ari zona	74 76	250	H	CSU Bakersfield	45 46									

Non-Div I Games:

Southern Utah

Loss,
Non-Conf,
S Site,
H Home
A Away
N Neutral

Average RPI Win:	235	WON-LOST	WINNING	LAST 10	STRENGTH OF	OPP. STRENGTH	TEAM	ADJ.	CONF.	ADJ CONF.
Average RPI Loss:	129	RECORD	PCT. RANK	GAMES	SCHEDULE	OF SCHEDULE	RPI	RPI	RPI	RPI
DIV. I ONLY	7- 12	246	3- 7	149	217	225	225	13	13	
DIV. I NON-CONF.	5- 8	220	1- 5	87	253	195	195	12	12	

TOTALS	RPI 1-25	RPI 26-50	W-L RECORDS	RPI 51-100	RPI 101-999	RPI 201+				
7- 12	0- 0	0- 1	OVERALL	1- 5	6- 6	5- 2				
5- 4	0- 0	0- 1	HOME	1- 2	4- 1	4- 0				
1- 8	0- 0	0- 0	AWAY	0- 3	1- 5	0- 2				
1- 0	0- 0	0- 0	NEUTRAL	0- 0	1- 0	1- 0				
5- 8	0- 0	0- 1	NON-CONFERENCE	1- 4	4- 3	3- 2				
3- 3	0- 0	0- 1	HOME	1- 2	2- 0	2- 0				
1- 5	0- 0	0- 0	AWAY	0- 2	1- 3	0- 2				
1- 0	0- 0	0- 0	NEUTRAL	0- 0	1- 0	1- 0				
2- 4	0- 0	0- 0	CONFERENCE	0- 1	2- 3	2- 0				
2- 1	0- 0	0- 0	HOME	0- 0	2- 1	2- 0				
0- 3	0- 0	0- 0	AWAY	0- 1	0- 2	0- 0				
0- 0	0- 0	0- 0	NEUTRAL	0- 0	0- 0	0- 0				

RPI 1-25				RPI 26-50				RPI 51-100				RPI 101+				Team's RPI: 225
RPI	S	Opponent	Score	RPI	S	Opponent	Score	RPI	S	Opponent	Score	RPI	S	Opponent	Score	
				27	H	Buffal o	59 76	51	H	Toledo	39 58	120	A	Saint Louis	55 78	
								52	A	Albany (NY)	52 69	153	H	Saint Joseph's	64 70	
								62	A	Dayton	59 80	180	A	La Salle	63 66	
								75	H	Penn St.	65 62	199	A	Bucknell	59 48	
								84	A	Navy	48 86	200	A	Siena	62 70	
								99	H	Delaware	52 53	203	H	Niagara	76 58	
												210	H	Eastern Mich.	70 51	
												215	A	Hofstra	68 71	
												297	H	Massachusetts	69 59	
												310	A	Canisius	69 71	
												321	H	Rhode Island	81 70	
												337	N	UMBC	63 54	
LAST 12 Division I GAMES:																
180	A	La Salle	63 66	321	H	Rhode Island	81 70									
62	A	Dayton	59 80	52	A	Albany (NY)	52 69									
297	H	Massachusetts	69 59	27	H	Buffalo	59 76									
153	H	Saint Joseph's	64 70	75	H	Penn St.	65 62									
120	A	Saint Louis	55 78	51	H	Toledo	39 58									
215	A	Hofstra	68 71	99	H	Delaware	52 53									

Non-Div I Games:

St. Bonaventure

Average RPI Win:	280	WON-LOST	WINNING	LAST 10	STRENGTH OF	OPP. STRENGTH	TEAM	ADJ.	CONF.	ADJ CONF.
Average RPI Loss:	176	RECORD	PCT. RANK	GAMES	SCHEDULE	OF SCHEDULE	RPI	RPI	RPI	RPI
DIV. I ONLY	6- 10	242	4- 6	310	244	279	279	28	28	
DIV. I NON-CONF.	4- 7	226	3- 4	315	220	281	281	28	28	

TOTALS	RPI 1-25	RPI 26-50	W-L RECORDS	RPI 51-100	RPI 101-999	RPI 201+				
6- 10	0- 0	0- 1	OVERALL	0- 1	6- 8	5- 5				
5- 1	0- 0	0- 0	HOME	0- 0	5- 1	4- 1				
1- 8	0- 0	0- 1	AWAY	0- 1	1- 6	1- 4				
0- 1	0- 0	0- 0	NEUTRAL	0- 0	0- 1	0- 0				
4- 7	0- 0	0- 1	NON-CONFERENCE	0- 1	4- 5	3- 4				
3- 1	0- 0	0- 0	HOME	0- 0	3- 1	2- 1				
1- 5	0- 0	0- 1	AWAY	0- 1	1- 3	1- 3				
0- 1	0- 0	0- 0	NEUTRAL	0- 0	0- 1	0- 0				
2- 3	0- 0	0- 0	CONFERENCE	0- 0	2- 3	2- 1				
2- 0	0- 0	0- 0	HOME	0- 0	2- 0	2- 0				
0- 3	0- 0	0- 0	AWAY	0- 0	0- 3	0- 1				
0- 0	0- 0	0- 0	NEUTRAL	0- 0	0- 0	0- 0				

RPI 1-25				RPI 26-50				RPI 51-100				RPI 101+ Team's RPI: 279			
RPI	S	Opponent	Score	RPI	S	Opponent	Score	RPI	S	Opponent	Score	RPI	S	Opponent	Score
				34	A	St. John's (NY)	49 73	100	A	Seton Hall	50 84	142	A	Saint Francis (PA)	75 90
												143	A	Robert Morris	36 59
												186	N	Norfolk St.	51 52
												192	H	Army West Point	73 52
												220	A	Fla. Atlantic	60 80
												224	H	Morehead St.	59 73
												228	A	Howard	69 72
												235	H	Loyola Maryland	64 47
												236	A	Manhattan	54 57
												245	A	LIU Brooklyn	59 61
												262	H	Mt. St. Mary's	82 73
												317	H	Wagner	80 76
												334	H	Iona	72 63
												339	A	Saint Peter's	64 49

LAST 12 Division I GAMES:															
				262	H	Mt. St. Mary's	82 73	317	H	Wagner	80 76				
				143	A	Robert Morris	36 59	228	A	Howard	69 72				
				142	A	Saint Francis (PA)	75 90	235	H	Loyola Maryland	64 47				
				245	A	LIU Brooklyn	59 61	100	A	Seton Hall	50 84				
				224	H	Morehead St.	59 73	339	A	Saint Peter's	64 49				
				334	H	Iona	72 63	186	N	Norfolk St.	51 52				

Non-Div I Games:

St. Francis Brooklyn

Average RPI	Win:	107	WON-LOST	WINNING	LAST 10	STRENGTH OF	OPP. STRENGTH	TEAM	ADJ.	CONF.	ADJ CONF.
Average RPI	Loss:	49	RECORD	PCT. RANK	GAMES	SCHEDULE	OF SCHEDULE	RPI	RPI	RPI	RPI
DIV. I ONLY		12- 7		100	0- 1	9	30	34	34	6	6
DIV. I NON-CONF.		7- 4		102	0- 1	6	59	24	24	5	5

TOTALS	RPI 1-25		RPI 26-50		W-L RECORDS	RPI 51-100		RPI 101-999		RPI 201+	
12- 7	1- 3		0- 2		OVERALL	6- 1		5- 1		1- 0	
7- 3	1- 0		0- 1		HOME	2- 1		4- 1		1- 0	
4- 2	0- 1		0- 1		AWAY	3- 0		1- 0		0- 0	
1- 2	0- 2		0- 0		NEUTRAL	1- 0		0- 0		0- 0	
7- 4	0- 2		0- 1		NON-CONFERENCE	4- 1		3- 0		1- 0	
4- 2	0- 0		0- 1		HOME	1- 1		3- 0		1- 0	
2- 0	0- 0		0- 0		AWAY	2- 0		0- 0		0- 0	
1- 2	0- 2		0- 0		NEUTRAL	1- 0		0- 0		0- 0	
5- 3	1- 1		0- 1		CONFERENCE	2- 0		2- 1		0- 0	
3- 1	1- 0		0- 0		HOME	1- 0		1- 1		0- 0	
2- 2	0- 1		0- 1		AWAY	1- 0		1- 0		0- 0	
0- 0	0- 0		0- 0		NEUTRAL	0- 0		0- 0		0- 0	

RPI 1-25				RPI 26-50				Team's RPI: 34				RPI 51-100				RPI 101+			
RPI	S	Opponent	Score	RPI	S	Opponent	Score	RPI	S	Opponent	Score	RPI	S	Opponent	Score	RPI	S	Opponent	Score
17	A	Marquette	72 74	27	H	Buffal o	72 73	52	A	Al bany (NY)	71 66	122	H	Kansas	65 53				
18	N	South Carolina	58 76	29	A	DePaul	67 76	57	H	Creighton	72 65	136	H	William & Mary	92 81				
19	N	South Fla.	59 68					61	A	Mi ami (FL)	74 64	141	A	Xavi er	67 63				
20	H	Villanova	70 64					72	H	Fordham	64 67	154	H	Georgetown	64 41				
								79	A	Butler	73 55	158	H	Provi dence	44 49				
								89	H	James Madi son	81 64	279	H	St. Franci s Brookl yn	73 49				
								93	N	Western Mi ch.	76 48								
LAST 12 Division I GAMES:																			
				20	H	Villanova	70 64					19	N	South Fla.	59 68				
				154	H	Georgetown	64 41					29	A	DePaul	67 76				
				79	A	Butler	73 55					17	A	Marquette	72 74				
				141	A	Xavi er	67 63					27	H	Buffal o	72 73				
				57	H	Creighton	72 65					122	H	Kansas	65 53				
				158	H	Provi dence	44 49					72	H	Fordham	64 67				

Non-Div I Games:

St. John's (NY)

Average RPI Win:	131	WON-LOST	WINNING	LAST 10	STRENGTH OF	OPP. STRENGTH	TEAM	ADJ.	CONF.	ADJ CONF.
Average RPI Loss:	25	RECORD	PCT. RANK	GAMES	SCHEDULE	OF SCHEDULE	RPI	RPI	RPI	RPI
DIV. I ONLY	11- 7	108	6- 4	8	9	32	32	4	4	
DIV. I NON-CONF.	6- 6	170	2- 4	5	23	41	41	3	3	

TOTALS	RPI 1-25	RPI 26-50	W-L RECORDS	RPI 51-100	RPI 101-999	RPI 201+				
11- 7	1- 6	2- 0	OVERALL	1- 0	7- 1	3- 0				
7- 2	1- 1	2- 0	HOME	0- 0	4- 1	2- 0				
2- 3	0- 3	0- 0	AWAY	0- 0	2- 0	1- 0				
2- 2	0- 2	0- 0	NEUTRAL	1- 0	1- 0	0- 0				
6- 6	0- 5	0- 0	NON-CONFERENCE	1- 0	5- 1	2- 0				
3- 2	0- 1	0- 0	HOME	0- 0	3- 1	2- 0				
1- 2	0- 2	0- 0	AWAY	0- 0	1- 0	0- 0				
2- 2	0- 2	0- 0	NEUTRAL	1- 0	1- 0	0- 0				
5- 1	1- 1	2- 0	CONFERENCE	0- 0	2- 0	1- 0				
4- 0	1- 0	2- 0	HOME	0- 0	1- 0	0- 0				
1- 1	0- 1	0- 0	AWAY	0- 0	1- 0	1- 0				
0- 0	0- 0	0- 0	NEUTRAL	0- 0	0- 0	0- 0				

RPI 1-25				RPI 26-50				RPI 51-100				RPI 101+			
RPI	S	Opponent	Score	RPI	S	Opponent	Score	RPI	S	Opponent	Score	RPI	S	Opponent	Score
1	N	UConn	53 78	35	H	Southern Cal i forni a	72 65	71	N	Bel mont	74 53	104	H	UNLV	74 33
7	A	Ohio St.	64 85	49	H	Washington St.	70 57					117	H	Western Ill.	64 71
7	N	Ohio St.	82 94									126	N	Kent St.	79 54
8	H	Tennessee	71 83									130	H	Washi ngton	71 45
10	H	UCLA	76 65									151	A	San Franci sco	86 66
16	A	Bayl or	57 81									221	H	UC Ri versi de	53 43
22	A	Ari zona St.	66 73									250	H	CSU Bakersfi el d	57 34
												290	A	Ari zona	61 46

LAST 12 Division I GAMES:															
49	H	Washington St.	70 57	130	H	Washington	71 45								
22	A	Arizona St.	66 73	117	H	Western Ill.	64 71								
290	A	Arizona	61 46	104	H	UNLV	74 33								
35	H	Southern Cal i forni a	72 65	16	A	Bayl or	57 81								
10	H	UCLA	76 65	151	A	San Franci sco	86 66								
8	H	Tennessee	71 83	7	N	Ohio St.	82 94								

Non-Div I Games:

Stanford

Average RPI	Win: 225	WON-LOST	WINNING	LAST 10	STRENGTH OF	OPP. STRENGTH	TEAM	ADJ.	CONF.	ADJ CONF.
Average RPI	Loss: 90	RECORD	PCT. RANK	GAMES	SCHEDULE	OF SCHEDULE	RPI	RPI	RPI	RPI
DIV. I ONLY	9- 8	151	6- 4	164	119	161	161	22	22	
DIV. I NON-CONF.	7- 7	170	5- 3	124	97	145	145	20	20	

TOTALS	RPI 1-25	RPI 26-50	W-L RECORDS	RPI 51-100	RPI 101-999	RPI 201+				
9- 8	0- 2	0- 1	OVERALL	1- 2	8- 3	5- 1				
6- 1	0- 0	0- 0	HOME	1- 0	5- 1	4- 0				
1- 3	0- 2	0- 1	AWAY	0- 0	1- 0	0- 0				
2- 4	0- 0	0- 0	NEUTRAL	0- 2	2- 2	1- 1				
7- 7	0- 2	0- 0	NON-CONFERENCE	1- 2	6- 3	3- 1				
4- 1	0- 0	0- 0	HOME	1- 0	3- 1	2- 0				
1- 2	0- 2	0- 0	AWAY	0- 0	1- 0	0- 0				
2- 4	0- 0	0- 0	NEUTRAL	0- 2	2- 2	1- 1				
2- 1	0- 0	0- 1	CONFERENCE	0- 0	2- 0	2- 0				
2- 0	0- 0	0- 0	HOME	0- 0	2- 0	2- 0				
0- 1	0- 0	0- 1	AWAY	0- 0	0- 0	0- 0				
0- 0	0- 0	0- 0	NEUTRAL	0- 0	0- 0	0- 0				

RPI 1-25				RPI 26-50				RPI 51-100				RPI 101+				Team's RPI: 161
RPI	S	Opponent	Score	RPI	S	Opponent	Score	RPI	S	Opponent	Score	RPI	S	Opponent	Score	
6	A	Florida St.	39 84	38	A	FGCU	40 80	56	N	Western Ky.	58 66	105	H	High Point	64 69	
9	A	Texas	59 95					86	N	Wright St.	59 64	144	H	Texas St.	61 54	
								87	H	Chattanooga	78 67	150	A	SIUE	65 61	
												158	N	Providence	45 56	
												196	N	Florida	85 71	
												222	H	Richmond	72 67	
												261	N	UMKC	50 67	
												263	H	Northern Ky.	67 56	
												299	H	USC Upstate	62 61	
												318	N	Delaware St.	58 43	
												346	H	NJIT	73 55	

LAST 12 Division I GAMES:																
299	H	USC Upstate	62 61	346	H	NJIT	73 55	56	N	Western Ky.	58 66	6	A	Florida St.	39 84	
38	A	FGCU	40 80									150	A	SIUE	65 61	
318	N	Delaware St.	58 43									263	H	Northern Ky.	67 56	
261	N	UMKC	50 67									105	H	High Point	64 69	
144	H	Texas St.	61 54													
222	H	Richmond	72 67													

Non-Div I Games: Thomas (GA) 92 41 Webber Int'l 67 30

Stetson

Average RPI Win:	278	WON-LOST	WINNING	LAST 10	STRENGTH OF	OPP. STRENGTH	TEAM	ADJ.	CONF.	ADJ CONF.
Average RPI Loss:	119	RECORD	PCT. RANK	GAMES	SCHEDULE	OF SCHEDULE	RPI	RPI	RPI	RPI
DIV. I ONLY	9- 8	151	5- 5	296	224	216	216	20	20	
DIV. I NON-CONF.	7- 5	132	3- 4	336	265	234	234	23	23	

TOTALS	RPI 1-25	RPI 26-50	W-L RECORDS	RPI 51-100	RPI 101-999	RPI 201+				
9- 8	0- 1	0- 0	OVERALL	0- 3	9- 4	8- 1				
5- 3	0- 0	0- 0	HOME	0- 1	5- 2	5- 0				
4- 5	0- 1	0- 0	AWAY	0- 2	4- 2	3- 1				
0- 0	0- 0	0- 0	NEUTRAL	0- 0	0- 0	0- 0				
7- 5	0- 1	0- 0	NON-CONFERENCE	0- 1	7- 3	7- 1				
4- 1	0- 0	0- 0	HOME	0- 0	4- 1	4- 0				
3- 4	0- 1	0- 0	AWAY	0- 1	3- 2	3- 1				
0- 0	0- 0	0- 0	NEUTRAL	0- 0	0- 0	0- 0				
2- 3	0- 0	0- 0	CONFERENCE	0- 2	2- 1	1- 0				
1- 2	0- 0	0- 0	HOME	0- 1	1- 1	1- 0				
1- 1	0- 0	0- 0	AWAY	0- 1	1- 0	0- 0				
0- 0	0- 0	0- 0	NEUTRAL	0- 0	0- 0	0- 0				

RPI 1-25				RPI 26-50				RPI 51-100				RPI 101+ Team's RPI: 216			
RPI	S	Opponent	Score	RPI	S	Opponent	Score	RPI	S	Opponent	Score	RPI	S	Opponent	Score
25	A	Syracuse	70 81					52	H	Albany (NY)	68 72	116	H	Hartford	68 75
								81	A	Maine	56 64	133	H	Yale	71 77
								94	A	Harvard	53 60	163	A	Binghamton	67 59
												165	A	Northwestern	36 68
												215	A	Hofstra	73 49
												236	H	Manhattan	74 59
												283	A	Cornell	40 48
												295	A	Fairleigh Dickinson	56 51
												302	H	Central Conn. St.	60 55
												314	H	Vermont	80 57
												317	H	Wagner	69 50
												326	A	Ga. Southern	68 49
												334	H	Iona	63 46

LAST 12 Division I GAMES:															
314	H	Vermont	80 57	163	A	Binghamton	67 59	52	H	Albany (NY)	68 72	302	H	Central Conn. St.	60 55
116	H	Hartford	68 75	334	H	Iona	63 46	81	A	Maine	56 64	165	A	Northwestern	36 68
94	A	Harvard	53 60	133	H	Yale	71 77	94	A	Harvard	53 60	133	H	Yale	71 77
326	A	Ga. Southern	68 49	25	A	Syracuse	70 81								

Non-Div I Games: Farmingdale St. 76 25

Stony Brook

Average RPI Win: 160

Average RPI Loss: 26

WON-LOST
RECORDWINNING
PCT. RANKLAST 10
GAMESSTRENGTH OF
SCHEDULEOPP. STRENGTH
OF SCHEDULETEAM
RPIADJ.
RPICONF.
RPIADJ CONF.
RPIDIV. I ONLY
DIV. I NON-CONF.14- 5
12- 157
65- 5
5- 136
15623
8425
3225
321
11
1

TOTALS

RPI 1-25

RPI 26-50

W-L RECORDS

RPI 51-100

RPI 101-999

RPI 201+

14- 5

1- 3

0- 1

OVERALL

3- 1

10- 0

5- 0

9- 0

1- 0

0- 0

HOME

2- 0

6- 0

4- 0

2- 4

0- 2

0- 1

AWAY

1- 1

1- 0

0- 0

3- 1

0- 1

0- 0

NEUTRAL

0- 0

3- 0

1- 0

12- 1

0- 1

0- 0

NON-CONFERENCE

2- 0

10- 0

5- 0

7- 0

0- 0

0- 0

HOME

1- 0

6- 0

4- 0

2- 0

0- 0

0- 0

AWAY

1- 0

1- 0

0- 0

3- 1

0- 1

0- 0

NEUTRAL

0- 0

3- 0

1- 0

2- 4

1- 2

0- 1

CONFERENCE

1- 1

0- 0

0- 0

2- 0

1- 0

0- 0

HOME

1- 0

0- 0

0- 0

0- 4

0- 2

0- 1

AWAY

0- 1

0- 0

0- 0

0- 0

0- 0

0- 0

NEUTRAL

0- 0

0- 0

0- 0

RPI 1-25

Team's RPI: 25

RPI 26-50

RPI 51-100

RPI 101+

RPI	S	Opponent	Score
2	A	Notre Dame	72 87
3	N	Mississippi St.	65 76
6	H	Florida St.	76 69
21	A	NC State	56 60

RPI	S	Opponent	Score
44	A	Virginia	63 68

RPI	S	Opponent	Score
60	H	Georgia Tech	88 77
61	A	Miami (FL)	67 72
64	H	Drexel	72 62
91	A	George Washington	74 62

RPI	S	Opponent	Score
104	A	UNLV	69 55
116	H	Hartford	75 63
127	N	Vanderbilt	84 78
165	H	Northwestern	81 74
187	N	Wisconsin	77 74
216	H	Stony Brook	81 70
251	H	Morgan St.	95 68
260	H	Colgate	79 39
284	N	Coastal Caro.	69 57
309	H	UMES	68 45

LAST 12 Division I GAMES:

21	A	NC State	56 60	61	A	Miami (FL)	67 72
6	H	Florida St.	76 69	3	N	Mississippi St.	65 76
60	H	Georgia Tech	88 77	284	N	Coastal Caro.	69 57
44	A	Virginia	63 68	64	H	Drexel	72 62
2	A	Notre Dame	72 87	260	H	Colgate	79 39
104	A	UNLV	69 55	216	H	Stony Brook	81 70

Non-Div I Games:

Syracuse

■ Loss,
 ■ Non-Conf,
 ■ S Site,
 ■ Home
 ■ Away
 N Neutral

TCU

Through Games Of Jan. 18, 2018

Average RPI Win: 180

Average RPI Loss: 68

WON-LOST RECORD

WINNING PCT. RANK

LAST 10 GAMES

STRENGTH OF SCHEDULE

OPP. STRENGTH OF SCHEDULE

TEAM RPI

ADJ. RPI

CONF. RPI

ADJ CONF. RPI

DIV. I ONLY

DIV. I NON-CONF.

12- 5

9- 2

69

34

6- 4

5- 1

106

243

54

146

74

87

74

87

5

6

5

6

TOTALS

RPI 1-25

RPI 26-50

W-L RECORDS

RPI 51-100

RPI 101-999

RPI 201+

12- 5

1- 1

1- 2

OVERALL

1- 0

9- 2

6- 0

8- 2

1- 0

0- 1

HOME

1- 0

6- 1

0- 0

3- 0

2- 3

0- 1

1- 1

AWAY

0- 0

1- 1

1- 0

2- 0

0- 0

2- 0

2- 0

9- 2

0- 1

0- 0

NON-CONFERENCE

1- 0

8- 1

5- 0

6- 1

0- 0

2- 0

1- 1

0- 1

1- 0

2- 0

0- 0

0- 0

2- 0

3- 3

1- 0

1- 2

CONFERENCE

0- 0

1- 1

1- 0

2- 1

1- 0

1- 0

1- 2

0- 0

0- 1

0- 0

0- 0

0- 0

0- 0

RPI 1-25

RPI 26-50

RPI 51-100

Team's RPI: 74

RPI 101+

RPI S Opponent Score

RPI S Opponent Score

RPI S Opponent Score

9 H Texas 79 77

15 A Texas A&M 58 71

28 A Oklahoma 71 84

40 A West Virginia 76 74

40 H West Virginia 82 87

67 H Alabama 88 67

122 A Kansas 77 86

133 H Yale 72 82

144 H Texas St. 82 58

155 H Hampton 90 68

201 H Oral Roberts 72 58

206 N Idaho 86 76

207 A SMU 64 58

231 H Texas Tech 93 72

290 N Arizona 68 59

300 H Southeastern La. 112 62

305 H Northwestern St. 89 51

LAST 12 Division I GAMES:

9 H Texas 79 77

231 H Texas Tech 93 72

28 A Oklahoma 71 84

122 A Kansas 77 86

40 H West Virginia 82 87

155 H Hampton 90 68

40 A West Virginia 76 74

305 H Northwestern St. 89 51

300 H Southeastern La. 112 62

15 A Texas A&M 58 71

67 H Alabama 88 67

206 N Idaho 86 76

Non-Div I Games:

TCU

Loss, Non-Conf, S Site, H Home A Away N Neutral

Page 282

Non-Div I Games:

TCU

Average RPI Win: 217

Average RPI Loss: 51

WON-LOST
RECORDWINNING
PCT. RANKLAST 10
GAMESSTRENGTH OF
SCHEDULEOPP. STRENGTH
OF SCHEDULETEAM
RPIADJ.
RPICONF.
RPIADJ CONF.
RPIDIV. I ONLY
DIV. I NON-CONF.9- 8
8- 4151
874- 6
4- 3135
23347
53174
161174
1618
78
7

TOTALS

RPI 1-25

RPI 26-50

W-L RECORDS

RPI 51-100

RPI 101-999

RPI 201+

9- 8
7- 6
2- 2
0- 00- 4
0- 4
0- 0
0- 00- 1
0- 1
0- 0
0- 0OVERALL
HOME
AWAY
NEUTRAL1- 2
1- 1
0- 0
0- 08- 1
6- 0
2- 0
0- 04- 0
3- 0
1- 0
0- 08- 4
6- 4
2- 0
0- 00- 3
0- 3
0- 0
0- 00- 0
0- 0
0- 0
0- 0NON-CONFERENCE
HOME
AWAY
NEUTRAL1- 1
1- 1
0- 0
0- 07- 0
5- 0
2- 0
0- 03- 0
2- 0
1- 0
0- 01- 4
1- 2
0- 2
0- 00- 1
0- 1
0- 0
0- 00- 1
0- 1
0- 0
0- 0CONFERENCE
HOME
AWAY
NEUTRAL0- 1
0- 0
0- 1
0- 01- 1
1- 0
0- 1
0- 01- 0
1- 0
0- 0
0- 0

RPI 1-25

RPI 26-50

RPI 51-100

RPI 101+

Team's RPI: 174

RPI	S	Opponent	Score
11	H	Rutgers	67 84
18	H	South Carolina	60 87
19	H	South Fla.	73 89
20	H	Villanova	65 69

RPI	S	Opponent	Score
42	H	Houston	75 99

RPI	S	Opponent	Score
53	A	UCF	46 76
94	H	Harvard	86 64
95	H	Ole Miss	48 64

RPI	S	Opponent	Score
146	A	Cincinnati	72 80
153	H	Saint Joseph's	69 66
155	H	Hampton	65 56
180	A	La Salle	69 52
194	H	Marist	83 77
207	H	SMU	55 52
317	H	Wagner	70 36
318	H	Delaware St.	96 72
334	A	Iona	59 54

LAST 12 Division I GAMES:

146	A	Cincinnati	72 80	42	H	Houston	75 99
19	H	South Fla.	73 89	20	H	Villanova	65 69
207	H	SMU	55 52	155	H	Hampton	65 56
53	A	UCF	46 76	94	H	Harvard	86 64
18	H	South Carolina	60 87	153	H	Saint Joseph's	69 66
194	H	Marist	83 77	95	H	Ole Miss	48 64

Temple

Temple

Non-Div I Games:

Temple

Average RPI Win:	121	WON-LOST	WINNING	LAST 10	STRENGTH OF	OPP. STRENGTH	TEAM	ADJ.	CONF.	ADJ CONF.
Average RPI Loss:	9	RECORD	PCT. RANK	GAMES	SCHEDULE	OF SCHEDULE	RPI	RPI	RPI	RPI
DIV. I ONLY	16- 2	9	8- 2	31	8	8	8	2	2	
DIV. I NON-CONF.	12- 1	6	6- 1	40	25	6	6	2	2	

TOTALS	RPI 1-25	RPI 26-50	W-L RECORDS	RPI 51-100	RPI 101-999	RPI 201+				
16- 2	3- 2	2- 0	OVERALL	2- 0	9- 0	3- 0				
9- 0	1- 0	0- 0	HOME	1- 0	7- 0	2- 0				
4- 2	1- 2	1- 0	AWAY	0- 0	2- 0	1- 0				
3- 0	1- 0	1- 0	NEUTRAL	1- 0	0- 0	0- 0				
12- 1	2- 1	2- 0	NON-CONFERENCE	2- 0	6- 0	3- 0				
7- 0	1- 0	0- 0	HOME	1- 0	5- 0	2- 0				
2- 1	0- 1	1- 0	AWAY	0- 0	1- 0	1- 0				
3- 0	1- 0	1- 0	NEUTRAL	1- 0	0- 0	0- 0				
4- 1	1- 1	0- 0	CONFERENCE	0- 0	3- 0	0- 0				
2- 0	0- 0	0- 0	HOME	0- 0	2- 0	0- 0				
2- 1	1- 1	0- 0	AWAY	0- 0	1- 0	0- 0				
0- 0	0- 0	0- 0	NEUTRAL	0- 0	0- 0	0- 0				

RPI	S	Opponent	Score	RPI	S	Opponent	Score	RPI	S	Opponent	Score	RPI	S	Opponent	Score
2	A	Notre Dame	70 84	32	A	Stanford	83 71	89	H	James Madi son	89 60	108	A	Kentucky	63 49
9	H	Texas	82 75	43	N	Oklahoma St.	79 69	97	N	South Dakota	69 49	109	H	Central Ark.	77 34
15	A	Texas A&M	76 79									113	H	Auburn	70 59
17	N	Marquette	101 99									127	H	Vanderbil t	86 73
18	A	South Carolina	86 70									134	H	ETSU	87 49
												181	H	Wi chi ta St.	68 56
												223	H	Troy	131 69
												308	H	Al abama St.	104 51
												333	A	Long Beach St.	90 61

LAST 12 Division I GAMES:															
18	A	South Carolina	86 70	2	A	Notre Dame	70 84	333	A	Long Beach St.	90 61				
15	A	Texas A&M	76 79	9	H	Texas	82 75	223	H	Troy	131 69				
127	H	Vanderbilt	86 73	308	H	Al abama St.	104 51	109	H	Central Ark.	77 34				
113	H	Auburn	70 59												
108	A	Kentucky	63 49												
32	A	Stanford	83 71												

Non-Div I Games:

Tennessee

Average RPI Win:	286	WON-LOST	WINNING	LAST 10	STRENGTH OF	OPP. STRENGTH	TEAM	ADJ.	CONF.	ADJ CONF.
Average RPI Loss:	195	RECORD	PCT. RANK	GAMES	SCHEDULE	OF SCHEDULE	RPI	RPI	RPI	RPI
DIV. I ONLY	2- 13	317	2- 8	287	251	341	341	26	26	
DIV. I NON-CONF.	1- 7	310	1- 3	175	274	321	321	27	27	

TOTALS	RPI 1-25	RPI 26-50	W-L RECORDS	RPI 51-100	RPI 101-999	RPI 201+				
2- 13	0- 1	0- 1	OVERALL	0- 0	2- 11	2- 8				
2- 6	0- 0	0- 1	HOME	0- 0	2- 5	2- 4				
0- 7	0- 1	0- 0	AWAY	0- 0	0- 6	0- 4				
0- 0	0- 0	0- 0	NEUTRAL	0- 0	0- 0	0- 0				
1- 7	0- 1	0- 1	NON-CONFERENCE	0- 0	1- 5	1- 4				
1- 4	0- 0	0- 1	HOME	0- 0	1- 3	1- 3				
0- 3	0- 1	0- 0	AWAY	0- 0	0- 2	0- 1				
0- 0	0- 0	0- 0	NEUTRAL	0- 0	0- 0	0- 0				
1- 6	0- 0	0- 0	CONFERENCE	0- 0	1- 6	1- 4				
1- 2	0- 0	0- 0	HOME	0- 0	1- 2	1- 1				
0- 4	0- 0	0- 0	AWAY	0- 0	0- 4	0- 3				
0- 0	0- 0	0- 0	NEUTRAL	0- 0	0- 0	0- 0				

RPI 1-25				RPI 26-50				RPI 51-100				RPI 101+ Team's RPI: 341			
RPI	S	Opponent	Score	RPI	S	Opponent	Score	RPI	S	Opponent	Score	RPI	S	Opponent	Score
4	A	Louisville	56 95	39	H	Ball St.	65 85					119	H	Jacksonville St.	56 75
												150	A	SIUE	63 74
												170	A	Memphis	75 79
												202	A	Arkansas St.	62 68
												208	A	Southeast Mo. St.	66 71
												223	H	Troy	66 95
												237	H	Austin Peay	59 75
												242	A	UT Martin	68 80
												246	H	Lipscomb	71 64
												268	H	Alabama A&M	75 77
												325	H	Tennessee Tech	76 66
												331	H	Marshall	65 71
												340	A	Eastern Ill.	59 66
LAST 12 Division I GAMES:															
150	A	SIUE	63 74	237	H	Austin Peay	59 75								
340	A	Eastern Ill.	59 66	331	H	Marshall	65 71								
325	H	Tennessee Tech	76 66	246	H	Lipscomb	71 64								
119	H	Jacksonville St.	56 75	4	A	Louisville	56 95								
208	A	Southeast Mo. St.	66 71	202	A	Arkansas St.	62 68								
242	A	UT Martin	68 80	223	H	Troy	66 95								

Non-Div I Games:

Fisk

93 48

Tennessee St.

Average RPI	Win:	290	WON-LOST	WINNING	LAST 10	STRENGTH OF	OPP. STRENGTH	TEAM	ADJ.	CONF.	ADJ CONF.
Average RPI	Loss:	182	RECORD	PCT. RANK	GAMES	SCHEDULE	OF SCHEDULE	RPI	RPI	RPI	RPI
DIV. I ONLY		2- 14		323	2- 8	214	339	325	325	26	26
DIV. I NON-CONF.		1- 8		313	1- 3	120	237	295	295	27	27

TOTALS	RPI 1-25		RPI 26-50		W-L RECORDS	RPI 51-100		RPI 101-999		RPI 201+	
2- 14	0- 1		0- 0		OVERALL	0- 3		2- 10		2- 7	
2- 6	0- 0		0- 0		HOME	0- 1		2- 5		2- 5	
0- 8	0- 1		0- 0		AWAY	0- 2		0- 5		0- 2	
0- 0	0- 0		0- 0		NEUTRAL	0- 0		0- 0		0- 0	
1- 8	0- 1		0- 0		NON-CONFERENCE	0- 2		1- 5		1- 2	
1- 3	0- 0		0- 0		HOME	0- 1		1- 2		1- 2	
0- 5	0- 1		0- 0		AWAY	0- 1		0- 3		0- 0	
0- 0	0- 0		0- 0		NEUTRAL	0- 0		0- 0		0- 0	
1- 6	0- 0		0- 0		CONFERENCE	0- 1		1- 5		1- 5	
1- 3	0- 0		0- 0		HOME	0- 0		1- 3		1- 3	
0- 3	0- 0		0- 0		AWAY	0- 1		0- 2		0- 2	
0- 0	0- 0		0- 0		NEUTRAL	0- 0		0- 0		0- 0	

RPI 1-25				RPI 26-50				RPI 51-100				RPI 101+ Team's RPI: 325			
RPI	S	Opponent	Score	RPI	S	Opponent	Score	RPI	S	Opponent	Score	RPI	S	Opponent	Score
24	A	Georgia	48 56					71	A	Belmont	59 78	103	A	Middle Tenn.	44 58
								86	A	Wright St.	59 82	108	A	Kentucky	54 82
								90	H	IUPUI	54 68	134	A	ETSU	55 74
												218	H	Radford	41 60
												224	H	Morehead St.	67 74
												237	H	Austin Peay	63 59
												246	H	Lipscomb	57 61
												298	A	Eastern Ky.	53 55
												298	H	Eastern Ky.	68 76
												306	H	Murray St.	63 72
												341	A	Tennessee St.	66 76
												343	H	Winthrop	70 41

LAST 12 Division I GAMES:															
306	H	Murray St.	63 72	298	A	Eastern Ky.	53 55	246	H	Lipscomb	57 61				
237	H	Austin Peay	63 59					343	H	Winthrop	70 41				
341	A	Tennessee St.	66 76					90	H	IUPUI	54 68				
71	A	Belmont	59 78					108	A	Kentucky	54 82				
298	H	Eastern Ky.	68 76					86	A	Wright St.	59 82				
224	H	Morehead St.	67 74												

Non-Div I Games: Cumberland (TN) 83 52 Tenn. Wesleyan 84 66

Tennessee Tech

Average RPI	Win:	129	WON-LOST	WINNING	LAST 10	STRENGTH OF	OPP. STRENGTH	TEAM	ADJ.	CONF.	ADJ CONF.
Average RPI	Loss:	18	RECORD	PCT. RANK	GAMES	SCHEDULE	OF SCHEDULE	RPI	RPI	RPI	RPI
DIV. I ONLY		15- 5		50	7- 3	5	42	15	15	2	2
DIV. I NON-CONF.		11- 3		46	5- 1	8	69	23	23	2	2

TOTALS	RPI 1-25		RPI 26-50		W-L RECORDS	RPI 51-100		RPI 101-999		RPI 201+	
15- 5	1- 4		2- 1		OVERALL	2- 0		10- 0		4- 0	
10- 3	1- 2		1- 1		HOME	1- 0		7- 0		2- 0	
4- 1	0- 1		1- 0		AWAY	1- 0		2- 0		1- 0	
1- 1	0- 1		0- 0		NEUTRAL	0- 0		1- 0		1- 0	
11- 3	0- 2		2- 1		NON-CONFERENCE	1- 0		8- 0		4- 0	
8- 2	0- 1		1- 1		HOME	1- 0		6- 0		2- 0	
2- 0	0- 0		1- 0		AWAY	0- 0		1- 0		1- 0	
1- 1	0- 1		0- 0		NEUTRAL	0- 0		1- 0		1- 0	
4- 2	1- 2		0- 0		CONFERENCE	1- 0		2- 0		0- 0	
2- 1	1- 1		0- 0		HOME	0- 0		1- 0		0- 0	
2- 1	0- 1		0- 0		AWAY	1- 0		1- 0		0- 0	
0- 0	0- 0		0- 0		NEUTRAL	0- 0		0- 0		0- 0	

RPI	S	Opponent	Score	RPI	S	Opponent	Score	RPI	S	Opponent	Score	RPI	S	Opponent	Score
5	H	Oregon	68 83	35	A	Southern Cal i forn i a	75 74	67	A	Al abama	73 54	108	H	Kentucky	74 70
5	N	Oregon	62 84	40	H	West Vi rgi n i a	56 70	74	H	TCU	71 58	109	H	Central Ark.	72 61
8	H	Tennessee	79 76	42	H	Houston	83 65					113	A	Auburn	82 73
18	A	South Carol i n a	59 61									129	H	Ri ce	82 76
24	H	Georgi a	84 92									135	H	Li ttle Rock	66 49
												148	H	Loui si ana	83 62
												207	H	SMU	79 57
												231	A	Texas Tech	90 56
												234	N	Hawai i	103 59
												289	H	Prai ri e Vi ew	98 70

LAST 12 Di vi si on I GAMES:															
24	H	Georgi a	84 92	67	A	Al abama	73 54	5	N	Oregon	62 84	234	N	Hawai i	103 59
8	H	Tennessee	79 76	5	N	Oregon	62 84	35	A	Southern Cal i forn i a	75 74	109	H	Central Ark.	72 61
113	A	Auburn	82 73	234	N	Hawai i	103 59	109	H	Central Ark.	72 61	74	H	TCU	71 58
108	H	Kentucky	74 70	35	A	Southern Cal i forn i a	75 74								
18	A	South Carol i n a	59 61	109	H	Central Ark.	72 61								
207	H	SMU	79 57	74	H	TCU	71 58								

Non-Di v I Games:

Texas A&M

Average RPI Win:	296	WON-LOST	WINNING	LAST 10	STRENGTH OF	OPP. STRENGTH	TEAM	ADJ.	CONF.	ADJ CONF.
Average RPI Loss:	160	RECORD	PCT. RANK	GAMES	SCHEDULE	OF SCHEDULE	RPI	RPI	RPI	RPI
DIV. I ONLY	6- 8	220	0- 0	306	301	244	244	32	32	
DIV. I NON-CONF.	3- 6	239	0- 0	261	203	237	237	32	32	

TOTALS	RPI 1-25	RPI 26-50	W-L RECORDS	RPI 51-100	RPI 101-999	RPI 201+				
6- 8	0- 0	0- 0	OVERALL	0- 1	6- 7	6- 2				
1- 3	0- 0	0- 0	HOME	0- 0	1- 3	1- 2				
3- 5	0- 0	0- 0	AWAY	0- 1	3- 4	3- 0				
2- 0	0- 0	0- 0	NEUTRAL	0- 0	2- 0	2- 0				
3- 6	0- 0	0- 0	NON-CONFERENCE	0- 1	3- 5	3- 0				
0- 1	0- 0	0- 0	HOME	0- 0	0- 1	0- 0				
1- 5	0- 0	0- 0	AWAY	0- 1	1- 4	1- 0				
2- 0	0- 0	0- 0	NEUTRAL	0- 0	2- 0	2- 0				
3- 2	0- 0	0- 0	CONFERENCE	0- 0	3- 2	3- 2				
1- 2	0- 0	0- 0	HOME	0- 0	1- 2	1- 2				
2- 0	0- 0	0- 0	AWAY	0- 0	2- 0	2- 0				
0- 0	0- 0	0- 0	NEUTRAL	0- 0	0- 0	0- 0				

RPI 1-25				RPI 26-50				RPI 51-100				RPI 101+				Team's RPI: 244
RPI	S	Opponent	Score	RPI	S	Opponent	Score	RPI	S	Opponent	Score	RPI	S	Opponent	Score	
								95	A	Ole Miss	58 73	101	A	Wake Forest	56 73	
												122	A	Kansas	37 72	
												138	A	UTEP	55 65	
												144	H	Texas St.	56 70	
												182	A	New Orleans	69 72	
												212	H	Southern U.	57 67	
												256	A	Grambling	73 63	
												264	N	New Mexico St.	66 50	
												289	H	Prairie View	56 61	
												291	H	Alcorn	91 57	
												305	N	Northwestern St.	56 43	
												315	A	Jackson St.	77 74	
												342	A	Sam Houston St.	77 58	

LAST 12 Division I GAMES:																
315	A	Jackson St.	77 74	256	A	Grambling	73 63	305	N	Northwestern St.	56 43	342	A	Sam Houston St.	77 58	
289	H	Prairie View	56 61	138	A	UTEP	55 65	264	N	New Mexico St.	66 50	144	H	Texas St.	56 70	
291	H	Alcorn	91 57	95	A	Ole Miss	58 73									
212	H	Southern U.	57 67	182	A	New Orleans	69 72									

Non-Div I Games: Wiley 74 36 Paul Quinn 85 59

Texas Southern

Average RPI Win:	249	WON-LOST	WINNING	LAST 10	STRENGTH OF	OPP. STRENGTH	TEAM	ADJ.	CONF.	ADJ CONF.
Average RPI Loss:	151	RECORD	PCT. RANK	GAMES	SCHEDULE	OF SCHEDULE	RPI	RPI	RPI	RPI
DIV. I ONLY	12- 6	84	6- 4	292	235	144	144	23	23	
DIV. I NON-CONF.	7- 4	102	3- 2	301	207	171	171	24	24	

TOTALS	RPI 1-25	RPI 26-50	W-L RECORDS	RPI 51-100	RPI 101-999	RPI 201+				
12- 6	0- 0	0- 1	OVERALL	1- 1	11- 4	10- 2				
6- 1	0- 0	0- 1	HOME	1- 0	5- 0	4- 0				
6- 4	0- 0	0- 0	AWAY	0- 0	6- 0	6- 0				
0- 1	0- 0	0- 0	NEUTRAL	0- 0	0- 1	0- 1				
7- 4	0- 0	0- 1	NON-CONFERENCE	0- 1	7- 2	6- 1				
3- 1	0- 0	0- 1	HOME	0- 0	3- 0	2- 0				
4- 2	0- 0	0- 0	AWAY	0- 1	4- 1	4- 0				
0- 1	0- 0	0- 0	NEUTRAL	0- 0	0- 1	0- 1				
5- 2	0- 0	0- 0	CONFERENCE	1- 0	4- 2	4- 1				
3- 0	0- 0	0- 0	HOME	1- 0	2- 0	2- 0				
2- 2	0- 0	0- 0	AWAY	0- 0	2- 2	2- 1				
0- 0	0- 0	0- 0	NEUTRAL	0- 0	0- 0	0- 0				

RPI	S	Opponent	Score	RPI	S	Opponent	Score	RPI	S	Opponent	Score	RPI	S	Opponent	Score	Team's RPI: 144
42	H	Houston	67 72	74	A	TCU	58 82	98	H	South Ala.	78 63	135	A	Little Rock	48 63	
												161	A	Stetson	54 61	
												178	H	Fresno St.	76 59	
												202	A	Arkansas St.	67 55	
												209	N	Bethune-Cookman	56 62	
												223	H	Troy	83 75	
												231	A	Texas Tech	87 70	
												244	A	Texas Southern	70 56	
												278	A	Incarnate Word	74 33	
												284	A	Coastal Caro.	64 65	
												285	A	Appalachian St.	69 54	
												289	H	Prairie View	84 57	
												292	H	UTSA	91 38	
												330	H	La. -Monroe	86 52	
												342	A	Sam Houston St.	73 41	
LAST 12 Division I GAMES:																
135	A	Little Rock	48 63	330	H	La. -Monroe	86 52	161	A	Stetson	54 61	209	N	Bethune-Cookman	56 62	
202	A	Arkansas St.	67 55	342	A	Sam Houston St.	73 41	292	H	UTSA	91 38					
223	H	Troy	83 75	289	H	Prairie View	84 57									
98	H	South Ala.	78 63													
284	A	Coastal Caro.	64 65													
285	A	Appalachian St.	69 54													

Non-Div I Games:

Texas St.

Average RPI Win:	288	WON-LOST	WINNING	LAST 10	STRENGTH OF	OPP. STRENGTH	TEAM	ADJ.	CONF.	ADJ CONF.
Average RPI Loss:	67	RECORD	PCT. RANK	GAMES	SCHEDULE	OF SCHEDULE	RPI	RPI	RPI	RPI
DIV. I ONLY	7- 11	236	4- 6	138	115	231	231	5	5	
DIV. I NON-CONF.	6- 5	153	3- 2	281	244	258	258	6	6	

TOTALS	RPI 1-25	RPI 26-50	W-L RECORDS	RPI 51-100	RPI 101-999	RPI 201+				
7- 11	0- 2	0- 4	OVERALL	0- 2	7- 3	6- 0				
6- 7	0- 1	0- 3	HOME	0- 0	6- 3	6- 0				
1- 4	0- 1	0- 1	AWAY	0- 2	1- 0	0- 0				
0- 0	0- 0	0- 0	NEUTRAL	0- 0	0- 0	0- 0				
6- 5	0- 1	0- 2	NON-CONFERENCE	0- 1	6- 1	6- 0				
6- 3	0- 1	0- 1	HOME	0- 0	6- 1	6- 0				
0- 2	0- 0	0- 1	AWAY	0- 1	0- 0	0- 0				
0- 0	0- 0	0- 0	NEUTRAL	0- 0	0- 0	0- 0				
1- 6	0- 1	0- 2	CONFERENCE	0- 1	1- 2	0- 0				
0- 4	0- 0	0- 2	HOME	0- 0	0- 2	0- 0				
1- 2	0- 1	0- 0	AWAY	0- 1	1- 0	0- 0				
0- 0	0- 0	0- 0	NEUTRAL	0- 0	0- 0	0- 0				

RPI 1-25				RPI 26-50				RPI 51-100				RPI 101+ Team's RPI: 231			
RPI	S	Opponent	Score	RPI	S	Opponent	Score	RPI	S	Opponent	Score	RPI	S	Opponent	Score
15	H	Texas A&M	56 90	28	H	Oklahoma	52 73	59	A	New Mexico	56 90	122	A	Kansas	68 56
16	A	Baylor	49 97	42	A	Houston	75 79	74	A	TCU	72 93	122	H	Kansas	47 60
				43	H	Oklahoma St.	57 98					144	H	Texas St.	70 87
				45	H	LSU	40 48					147	H	Iowa St.	54 66
												278	H	Incarnate Word	80 54
												289	H	Prairie View	89 60
												313	H	UTRGV	80 64
												332	H	Florida A&M	82 63
												336	H	Ark. -Pine Bluff	74 47
												348	H	UMass Lowell	93 65

LAST 12 Division I GAMES:															
147	H	Iowa St.	54 66	122	A	Kansas	68 56								
28	H	Oklahoma	52 73	278	H	Incarnate Word	80 54								
74	A	TCU	72 93	313	H	UTRGV	80 64								
122	H	Kansas	47 60	289	H	Prairie View	89 60								
16	A	Baylor	49 97	59	A	New Mexico	56 90								
43	H	Oklahoma St.	57 98	42	A	Houston	75 79								

Non-Div I Games:

Texas Tech

Average RPI Win:	158	WON-LOST	WINNING	LAST 10	STRENGTH OF	OPP. STRENGTH	TEAM	ADJ.	CONF.	ADJ CONF.
Average RPI Loss:	85	RECORD	PCT. RANK	GAMES	SCHEDULE	OF SCHEDULE	RPI	RPI	RPI	RPI
DIV. I ONLY	13- 5	65	1- 1	94	85	51	51	7	7	
DIV. I NON-CONF.	9- 3	61	1- 1	98	112	43	43	8	8	

TOTALS	RPI 1-25	RPI 26-50	W-L RECORDS	RPI 51-100	RPI 101-999	RPI 201+				
13- 5	0- 1	1- 0	OVERALL	3- 3	9- 1	5- 1				
9- 0	0- 0	1- 0	HOME	3- 0	5- 0	1- 0				
3- 4	0- 1	0- 0	AWAY	0- 2	3- 1	3- 1				
1- 1	0- 0	0- 0	NEUTRAL	0- 1	1- 0	1- 0				
9- 3	0- 1	0- 0	NON-CONFERENCE	2- 2	7- 0	4- 0				
5- 0	0- 0	0- 0	HOME	2- 0	3- 0	0- 0				
3- 2	0- 1	0- 0	AWAY	0- 1	3- 0	3- 0				
1- 1	0- 0	0- 0	NEUTRAL	0- 1	1- 0	1- 0				
4- 2	0- 0	1- 0	CONFERENCE	1- 1	2- 1	1- 1				
4- 0	0- 0	1- 0	HOME	1- 0	2- 0	1- 0				
0- 2	0- 0	0- 0	AWAY	0- 1	0- 1	0- 1				
0- 0	0- 0	0- 0	NEUTRAL	0- 0	0- 0	0- 0				

RPI 1-25				RPI 26-50				RPI 51-100				RPI 101+			
RPI	S	Opponent	Score	RPI	S	Opponent	Score	RPI	S	Opponent	Score	RPI	S	Opponent	Score
4	A	Louisville	55 90	39	H	Ball St.	72 66	56	N	Western Ky.	56 70	106	H	Cleveland St.	65 56
								62	H	Dayton	68 50	112	H	Northern Ill.	63 60
								70	A	Duquesne	54 73	142	H	Saint Francis (PA)	74 66
								81	H	Maine	65 64	148	H	Louisiana	79 55
								85	A	Ohio	61 78	210	A	Eastern Mich.	57 70
								85	H	Ohio	75 57	212	N	Southern U.	81 76
												225	A	St. Bonaventure	58 39
												231	H	Akron	60 54
												281	A	Detroit Mercy	81 64
												334	A	Iona	74 57

LAST 12 Division I GAMES:															
4	A	Louisville	55 90	148	H	Louisiana	79 55	56	N	Western Ky.	56 70	106	H	Cleveland St.	65 56
39	H	Ball St.	72 66	85	A	Ohio	61 78	62	H	Dayton	68 50	112	H	Northern Ill.	63 60
112	H	Northern Ill.	63 60	281	A	Detroit Mercy	81 64	70	A	Duquesne	54 73	142	H	Saint Francis (PA)	74 66
85	H	Ohio	75 57	212	N	Southern U.	81 76	81	H	Maine	65 64	148	H	Louisiana	79 55
210	A	Eastern Mich.	57 70	56	N	Western Ky.	56 70	85	A	Ohio	61 78	210	A	Eastern Mich.	57 70
231	H	Akron	60 54	106	H	Cleveland St.	65 56	85	H	Ohio	75 57	212	N	Southern U.	81 76

Non-Div I Games:

Toledo

Average RPI Win: 255	WON-LOST RECORD	WINNING PCT. RANK	LAST 10 GAMES	STRENGTH OF SCHEDULE	OPP. STRENGTH OF SCHEDULE	TEAM RPI	ADJ. RPI	CONF. RPI	ADJ CONF. RPI
Average RPI Loss: 184									
DIV. I ONLY	7- 10	222	4- 6	318	226	282	282	11	11
DIV. I NON-CONF.	5- 6	187	4- 2	342	265	310	310	13	13

TOTALS	RPI 1-25	RPI 26-50	W-L RECORDS	RPI 51-100	RPI 101-999	RPI 201+			
7- 10	0- 0	0- 0	OVERALL	0- 3	7- 7	5- 5			
4- 4	0- 0	0- 0	HOME	0- 1	4- 3	3- 3			
2- 5	0- 0	0- 0	AWAY	0- 2	2- 3	1- 1			
1- 1	0- 0	0- 0	NEUTRAL	0- 0	1- 1	1- 1			
5- 6	0- 0	0- 0	NON-CONFERENCE	0- 1	5- 5	4- 3			
3- 2	0- 0	0- 0	HOME	0- 1	3- 1	2- 1			
1- 3	0- 0	0- 0	AWAY	0- 0	1- 3	1- 1			
1- 1	0- 0	0- 0	NEUTRAL	0- 0	1- 1	1- 1			
2- 4	0- 0	0- 0	CONFERENCE	0- 2	2- 2	1- 2			
1- 2	0- 0	0- 0	HOME	0- 0	1- 2	1- 2			
1- 2	0- 0	0- 0	AWAY	0- 2	1- 0	0- 0			
0- 0	0- 0	0- 0	NEUTRAL	0- 0	0- 0	0- 0			

RPI S Opponent	Score	RPI S Opponent	Score	RPI S Opponent	Score	RPI S Opponent	Score	Team's RPI: 282
				89 A James Madison	45 69	136 A William & Mary	67 66	
				91 H George Washington	43 66	153 H Saint Joseph's	90 66	
				99 A Delaware	49 51	166 A Pittsburgh	63 81	
						186 A Norfolk St.	76 86	
						204 H Northeastern	61 70	
						218 N Radford	66 69	
						233 H Col. of Charleston	67 80	
						235 A Loyol a Maryland	76 67	
						260 H Colgate	61 65	
						273 H UNCW	72 71	
						297 A Massachusetts	49 72	
						317 H Wagner	64 42	
						336 N Ark.-Pine Bluff	70 44	
						337 H UMBC	95 64	

LAST 12 Division I GAMES:								
273 H UNCW	72 71	99 A Delaware	49 51					
136 A William & Mary	67 66	336 N Ark.-Pine Bluff	70 44					
89 A James Madison	45 69	186 A Norfolk St.	76 86					
233 H Col. of Charleston	67 80	235 A Loyol a Maryland	76 67					
204 H Northeastern	61 70	153 H Saint Joseph's	90 66					
218 N Radford	66 69	317 H Wagner	64 42					

Non-Div I Games:

Towson

Average RPI	Win:	280	WON-LOST	WINNING	LAST 10	STRENGTH OF	OPP. STRENGTH	TEAM	ADJ.	CONF.	ADJ CONF.
Average RPI	Loss:	122	RECORD	PCT. RANK	GAMES	SCHEDULE	OF SCHEDULE	RPI	RPI	RPI	RPI
DIV. I ONLY		5- 9		249	2- 7	250	162	223	223	23	23
DIV. I NON-CONF.		3- 6		239	1- 5	202	111	198	198	24	24
<hr/>											
TOTALS	RPI 1-25		RPI 26-50		W-L RECORDS	RPI 51-100		RPI 101-999		RPI 201+	
5- 9	0- 1		0- 0		OVERALL	0- 2		5- 6		4- 0	
3- 0	0- 0		0- 0		HOME	0- 0		3- 0		2- 0	
2- 8	0- 1		0- 0		AWAY	0- 2		2- 5		2- 0	
0- 1	0- 0		0- 0		NEUTRAL	0- 0		0- 1		0- 0	
3- 6	0- 1		0- 0		NON-CONFERENCE	0- 1		3- 4		2- 0	
1- 0	0- 0		0- 0		HOME	0- 0		1- 0		0- 0	
2- 5	0- 1		0- 0		AWAY	0- 1		2- 3		2- 0	
0- 1	0- 0		0- 0		NEUTRAL	0- 0		0- 1		0- 0	
2- 3	0- 0		0- 0		CONFERENCE	0- 1		2- 2		2- 0	
2- 0	0- 0		0- 0		HOME	0- 0		2- 0		2- 0	
0- 3	0- 0		0- 0		AWAY	0- 1		0- 2		0- 0	
0- 0	0- 0		0- 0		NEUTRAL	0- 0		0- 0		0- 0	

RPI 1-25				RPI 26-50				RPI 51-100				RPI 101+ Team's RPI: 223			
RPI	S	Opponent	Score	RPI	S	Opponent	Score	RPI	S	Opponent	Score	RPI	S	Opponent	Score
8	A	Tennessee	69 131					95	A	Ole Miss	93 96	103	A	Middle Tenn.	57 73
								98	A	South Ala.	68 79	114	A	Tulane	75 106
												115	H	Jacksonville	89 88
												144	A	Texas St.	75 83
												167	A	UT Arlington	57 76
												183	A	Samford	73 80
												183	N	Samford	76 82
												308	A	Alabama St.	93 63
												311	H	Georgia St.	90 86
												326	H	Ga. Southern	88 47
												341	A	Tennessee St.	95 66
<hr/>															
LAST 12 Division I GAMES:															
144	A	Texas St.	75 83	98	A	South Ala.	68 79	183	A	Samford	73 80	103	A	Middle Tenn.	57 73
167	A	UT Arlington	57 76					8	A	Tennessee	69 131				
311	H	Georgia St.	90 86					115	H	Jacksonville	89 88				
326	H	Ga. Southern	88 47					341	A	Tennessee St.	95 66				
183	N	Samford	76 82												
114	A	Tulane	75 106												

Non-Div I Games: Montevallo 130 50 Stillman 89 62

Troy

T
u
l
a
n
e

Tulane				Through Games Of Jan. 18, 2018							
Average RPI	Win:	172	WON-LOST	WINNING	LAST 10	STRENGTH OF	OPP. STRENGTH	TEAM	ADJ.	CONF.	ADJ CONF.
Average RPI	Loss:	80	RECORD	PCT. RANK	GAMES	SCHEDULE	OF SCHEDULE	RPI	RPI	RPI	RPI
DIV. I ONLY			9- 9	165	5- 5	86	60	114	114	8	8
DIV. I NON-CONF.			8- 5	112	5- 2	127	87	101	101	7	7

TOTALS		RPI 1-25		RPI 26-50		W-L RECORDS	RPI 51-100	RPI 101-999		RPI 201+	
9- 9		0- 2		0- 2		OVERALL	1- 2	8- 3		3- 0	
5- 3		0- 0		0- 2		HOME	0- 0	5- 1		1- 0	
3- 4		0- 0		0- 0		AWAY	1- 0	2- 0		1- 0	
1- 2		0- 0		0- 0		NEUTRAL	0- 1	1- 1		1- 0	
8- 5		0- 1		0- 1		NON-CONFERENCE	1- 1	7- 2		3- 0	
5- 1		0- 0		0- 1		HOME	0- 0	5- 0		1- 0	
2- 2		0- 1		0- 0		AWAY	1- 0	1- 1		1- 0	
1- 2		0- 0		0- 0		NEUTRAL	0- 1	1- 1		1- 0	
1- 4		0- 1		0- 1		CONFERENCE	0- 1	1- 1		0- 0	
0- 2		0- 0		0- 1		HOME	0- 0	0- 1		0- 0	
1- 2		0- 1		0- 0		AWAY	0- 1	1- 0		0- 0	
0- 0		0- 0		0- 0		NEUTRAL	0- 0	0- 0		0- 0	

RPI 1-25				RPI 26-50				RPI 51-100				RPI 101+ Team's RPI: 114			
RPI	S	Opponent	Score	RPI	S	Opponent	Score	RPI	S	Opponent	Score	RPI	S	Opponent	Score
19	A	South Fla.	46 75	42	H	Houston	92 98	53	A	UCF	51 59	103	H	Middle Tenn.	62 44
21	A	NC State	55 79	45	H	LSU	50 73	62	N	Dayton	65 71	127	H	Vanderbilt	71 59
								81	A	Maine	42 34	138	H	UTEP	67 56
												147	N	Iowa St.	64 67
												149	A	Tulsa	72 63
												152	A	Southern Miss.	58 66
												181	H	Wichita St.	56 64
												182	H	New Orleans	79 56
												223	H	Troy	106 75
												255	N	San Diego St.	80 46
												294	A	McNeese	70 66

LAST 12 Division I GAMES:															
181	H	Wichita St.	56 64	53	A	UCF	51 59	103	H	Middle Tenn.	62 44				
42	H	Houston	92 98	45	H	LSU	50 73								
149	A	Tulsa	72 63					182	H	New Orleans	79 56				
19	A	South Fla.	46 75					21	A	NC State	55 79				
138	H	UTEP	67 56					294	A	McNeese	70 66				
223	H	Troy	106 75												

Non-Div I Games:

Tulane

T
u
l
a
n
e

Average RPI Win:	190	WON-LOST	WINNING	LAST 10	STRENGTH OF	OPP. STRENGTH	TEAM	ADJ.	CONF.	ADJ CONF.
Average RPI Loss:	129	RECORD	PCT. RANK	GAMES	SCHEDULE	OF SCHEDULE	RPI	RPI	RPI	RPI
DIV. I ONLY	8- 10	206	4- 6	87	155	149	149	8	8	
DIV. I NON-CONF.	6- 6	170	3- 3	107	268	147	147	7	7	

TOTALS	RPI 1-25	RPI 26-50	W-L RECORDS	RPI 51-100	RPI 101-999	RPI 201+				
8- 10	0- 1	0- 0	OVERALL	1- 3	7- 6	3- 2				
4- 5	0- 0	0- 0	HOME	0- 2	4- 3	3- 0				
3- 5	0- 1	0- 0	AWAY	1- 1	2- 3	0- 2				
1- 0	0- 0	0- 0	NEUTRAL	0- 0	1- 0	0- 0				
6- 6	0- 0	0- 0	NON-CONFERENCE	1- 3	5- 3	3- 1				
3- 3	0- 0	0- 0	HOME	0- 2	3- 1	3- 0				
2- 3	0- 0	0- 0	AWAY	1- 1	1- 2	0- 1				
1- 0	0- 0	0- 0	NEUTRAL	0- 0	1- 0	0- 0				
2- 4	0- 1	0- 0	CONFERENCE	0- 0	2- 3	0- 1				
1- 2	0- 0	0- 0	HOME	0- 0	1- 2	0- 0				
1- 2	0- 1	0- 0	AWAY	0- 0	1- 1	0- 1				
0- 0	0- 0	0- 0	NEUTRAL	0- 0	0- 0	0- 0				

RPI 1-25				RPI 26-50				RPI 51-100				RPI 101+ Team's RPI: 149			
RPI	S	Opponent	Score	RPI	S	Opponent	Score	RPI	S	Opponent	Score	RPI	S	Opponent	Score
1	A	UConn	60 78					65	H	American	67 72	114	H	Tulane	63 72
								71	H	Belmont	65 90	120	A	Saint Louis	66 77
								80	A	Arkansas	41 67	135	A	Little Rock	74 61
								97	A	South Dakota	64 61	146	H	Cincinnati	64 51
												163	N	Binghamton	60 55
												170	H	Memphis	48 69
												181	A	Wichita St.	67 62
												201	H	Oral Roberts	41 53
												202	H	Arkansas St.	68 58
												217	A	North Texas	43 66
												248	A	East Carolina	67 73
												261	H	UMKC	76 52
												336	H	Ark.-Pine Bluff	87 37
LAST 12 Division I GAMES:															
170	H	Memphis	48 69	1	A	UConn	60 78	120	A	Saint Louis	66 77				
248	A	East Carolina	67 73	97	A	South Dakota	64 61	80	A	Arkansas	41 67				
146	H	Cincinnati	64 51	336	H	Ark.-Pine Bluff	87 37	217	A	North Texas	43 66				
114	H	Tulane	63 72												
181	A	Wichita St.	67 62												
202	H	Arkansas St.	68 58												

Non-Div I Games: Alas. Anchorage 53 59

Tul sa

Average RPI Win:	204	WON-LOST	WINNING	LAST 10	STRENGTH OF	OPP. STRENGTH	TEAM	ADJ.	CONF.	ADJ CONF.
Average RPI Loss:	133	RECORD	PCT. RANK	GAMES	SCHEDULE	OF SCHEDULE	RPI	RPI	RPI	RPI
DIV. I ONLY	12- 3	30	7- 2	266	165	96	96	18	18	
DIV. I NON-CONF.	9- 2	34	6- 1	295	166	102	102	19	19	

TOTALS	RPI 1-25	RPI 26-50	W-L RECORDS	RPI 51-100	RPI 101-999	RPI 201+				
12- 3	0- 0	0- 0	OVERALL	2- 1	10- 2	6- 0				
6- 1	0- 0	0- 0	HOME	1- 0	5- 1	3- 0				
5- 1	0- 0	0- 0	AWAY	1- 0	4- 1	2- 0				
1- 1	0- 0	0- 0	NEUTRAL	0- 1	1- 0	1- 0				
9- 2	0- 0	0- 0	NON-CONFERENCE	1- 1	8- 1	5- 0				
5- 0	0- 0	0- 0	HOME	0- 0	5- 0	3- 0				
3- 1	0- 0	0- 0	AWAY	1- 0	2- 1	1- 0				
1- 1	0- 0	0- 0	NEUTRAL	0- 1	1- 0	1- 0				
3- 1	0- 0	0- 0	CONFERENCE	1- 0	2- 1	1- 0				
1- 1	0- 0	0- 0	HOME	1- 0	0- 1	0- 0				
2- 0	0- 0	0- 0	AWAY	0- 0	2- 0	1- 0				
0- 0	0- 0	0- 0	NEUTRAL	0- 0	0- 0	0- 0				

RPI 1-25				RPI 26-50				RPI 51-100				RPI 101+			
RPI	S	Opponent	Score	RPI	S	Opponent	Score	RPI	S	Opponent	Score	RPI	S	Opponent	Score
								56	H	Western Ky.	79 61	103	A	Middle Tenn.	59 51
								78	N	Indiana	63 71	105	A	High Point	77 61
								98	A	South Ala.	78 66	152	H	Southern Miss.	63 80
												169	H	Southern Ill.	76 66
												170	A	Memphis	62 64
												183	H	Samford	77 53
												213	N	UC Santa Barbara	67 54
												268	H	Alabama A&M	85 58
												285	A	Appalachian St.	70 59
												308	H	Alabama St.	61 44
												319	A	Old Dominion	74 61
												344	H	Mississippi Val.	87 72
LAST 12 Division I GAMES:															
								56	H	Western Ky.	79 61	152	H	Southern Miss.	63 80
								103	A	Middle Tenn.	59 51	170	A	Memphis	62 64
								319	A	Old Dominion	74 61	183	H	Samford	77 53
								98	A	South Ala.	78 66	105	A	High Point	77 61
								308	H	Alabama St.	61 44	285	A	Appalachian St.	70 59
								268	H	Alabama A&M	85 58	213	N	UC Santa Barbara	67 54

Non-Div I Games: Tuskegee 105 50 Miles 85 42

UAB

UC Davis				Through Games Of Jan. 18, 2018									
Average RPI	Win:	184	WON-LOST	WINNING	LAST 10	STRENGTH OF		OPP. STRENGTH	TEAM	ADJ.	CONF.	ADJ	CONF.
Average RPI	Loss:	65	RECORD	PCT. RANK	GAMES	SCHEDULE		OF SCHEDULE	RPI	RPI	RPI	RPI	RPI
DIV. I ONLY			14- 3	20	7- 3	184		89	58	58	21	21	
DIV. I NON-CONF.			10- 3	51	5- 3	158		50	52	52	21	21	

TOTALS		RPI 1-25	RPI 26-50		W-L RECORDS		RPI 51-100		RPI 101-999		RPI 201+		
14- 3		0- 0	1- 0		OVERALL		1- 3		12- 0		8- 0		
7- 1		0- 0	1- 0		HOME		0- 1		6- 0		4- 0		
6- 2		0- 0	0- 0		AWAY		1- 2		5- 0		4- 0		
1- 0		0- 0	0- 0		NEUTRAL		0- 0		1- 0		0- 0		
10- 3		0- 0	1- 0		NON-CONFERENCE		1- 3		8- 0		4- 0		
5- 1		0- 0	1- 0		HOME		0- 1		4- 0		2- 0		
4- 2		0- 0	0- 0		AWAY		1- 2		3- 0		2- 0		
1- 0		0- 0	0- 0		NEUTRAL		0- 0		1- 0		0- 0		
4- 0		0- 0	0- 0		CONFERENCE		0- 0		4- 0		4- 0		
2- 0		0- 0	0- 0		HOME		0- 0		2- 0		2- 0		
2- 0		0- 0	0- 0		AWAY		0- 0		2- 0		2- 0		
0- 0		0- 0	0- 0		NEUTRAL		0- 0		0- 0		0- 0		

RPI 1-25				RPI 26-50				RPI 51-100				Team's RPI: 58				RPI 101+			
RPI	S	Opponent	Score	RPI	S	Opponent	Score	RPI	S	Opponent	Score	RPI	S	Opponent	Score	RPI	S	Opponent	Score
				49	H	Washington St.	91 76	53	H	UCF	55 62	131	A	Paci fic	90 58				
								66	A	Saint Mary's (CA)	74 50	133	N	Yale	71 61				
								69	A	Oregon St.	47 61	151	H	San Francisco	72 55				
								72	A	Fordham	62 70	173	H	Portland St.	79 67				
												205	A	UC Irvi ne	76 67				
												211	H	Pepperdi ne	69 64				
												213	A	UC Santa Barbara	68 61				
												214	A	Seattle U	79 53				
												221	H	UC Ri versi de	74 63				
												234	H	Hawai i	76 52				
												269	H	Sacramento St.	79 72				
												303	A	Southern Utah	85 59				
LAST 12 Division I GAMES:																			
221	H	UC Ri versi de	74 63	213	A	UC Santa Barbara	68 61												
234	H	Hawai i	76 52	53	H	UCF	55 62												
205	A	UC Irvi ne	76 67	66	A	Saint Mary's (CA)	74 50												
72	A	Fordham	62 70	151	H	San Francisco	72 55												
133	N	Yale	71 61	269	H	Sacramento St.	79 72												
69	A	Oregon St.	47 61	214	A	Seattle U	79 53												

Non-Div I Games:

UC Irvine		Average RPI Win: 255	WON-LOST RECORD	WINNING PCT. RANK	LAST 10 GAMES	STRENGTH OF SCHEDULE	OPP. STRENGTH OF SCHEDULE	TEAM RPI	ADJ. RPI	CONF. RPI	ADJ CONF. RPI
Average RPI Loss: 130											
DIV. I ONLY	9- 8	151	6- 3	271	182	205	205	21	21		
DIV. I NON-CONF.	7- 6	165	5- 2	302	205	225	225	21	21		

TOTALS	RPI 1-25	RPI 26-50	W-L RECORDS	RPI 51-100	RPI 101-999	RPI 201+					
9- 8	0- 0	0- 0	OVERALL	0- 2	9- 6	9- 0					
4- 3	0- 0	0- 0	HOME	0- 1	4- 2	4- 0					
5- 3	0- 0	0- 0	AWAY	0- 1	5- 2	5- 0					
0- 2	0- 0	0- 0	NEUTRAL	0- 0	0- 2	0- 0					
7- 6	0- 0	0- 0	NON-CONFERENCE	0- 1	7- 5	7- 0					
3- 2	0- 0	0- 0	HOME	0- 0	3- 2	3- 0					
4- 2	0- 0	0- 0	AWAY	0- 1	4- 1	4- 0					
0- 2	0- 0	0- 0	NEUTRAL	0- 0	0- 2	0- 0					
2- 2	0- 0	0- 0	CONFERENCE	0- 1	2- 1	2- 0					
1- 1	0- 0	0- 0	HOME	0- 1	1- 0	1- 0					
1- 1	0- 0	0- 0	AWAY	0- 0	1- 1	1- 0					
0- 0	0- 0	0- 0	NEUTRAL	0- 0	0- 0	0- 0					

RPI 1-25				RPI 26-50				RPI 51-100				RPI 101+				Team's RPI: 205
RPI	S	Opponent	Score	RPI	S	Opponent	Score	RPI	S	Opponent	Score	RPI	S	Opponent	Score	
								58	H	UC Davis	67 76	104	A	UNLV	54 73	
								59	A	New Mexico	61 83	139	H	Idaho St.	72 78	
												159	N	Illinois	59 65	
												168	A	Cal Poly	76 79	
												173	H	Portland St.	72 82	
												181	N	Wichita St.	53 76	
												211	H	Pepperdine	75 74	
												213	H	UC Santa Barbara	77 74	
												214	A	Seattle U	84 79	
												234	A	Hawaii	74 67	
												250	A	CSU Bakersfield	72 59	
												255	A	San Diego St.	67 65	
												296	H	Utah St.	87 84	
												303	A	Southern Utah	71 64	
												322	H	Portland	63 52	

LAST 12 Division I GAMES:																
213	H	UC Santa Barbara	77 74	168	A	Cal Poly	76 79									
234	A	Hawaii	74 67	255	A	San Diego St.	67 65									
58	H	UC Davis	67 76	303	A	Southern Utah	71 64									
250	A	CSU Bakersfield	72 59	211	H	Pepperdine	75 74									
214	A	Seattle U	84 79	181	N	Wichita St.	53 76									
173	H	Portland St.	72 82	59	A	New Mexico	61 83									

Non-Div I Games: Chapman 92 57

UC Irvine

Average RPI	Win:	235	WON-LOST	WINNING	LAST 10	STRENGTH OF	OPP. STRENGTH	TEAM	ADJ.	CONF.	ADJ CONF.
Average RPI	Loss:	107	RECORD	PCT. RANK	GAMES	SCHEDULE	OF SCHEDULE	RPI	RPI	RPI	RPI
DIV. I ONLY		6- 13		273	4- 6	115	108	221	221	21	21
DIV. I NON-CONF.		3- 11		289	2- 5	73	39	216	216	21	21
<hr/>											
TOTALS	RPI 1-25		RPI 26-50		W-L RECORDS	RPI 51-100		RPI 101-999		RPI 201+	
6- 13	0- 2		0- 3		OVERALL	0- 2		6- 6		4- 2	
4- 4	0- 0		0- 1		HOME	0- 0		4- 3		4- 0	
1- 7	0- 2		0- 2		AWAY	0- 2		1- 1		0- 0	
1- 2	0- 0		0- 0		NEUTRAL	0- 0		1- 2		0- 2	
3- 11	0- 2		0- 3		NON-CONFERENCE	0- 1		3- 5		1- 2	
1- 3	0- 0		0- 1		HOME	0- 0		1- 2		1- 0	
1- 6	0- 2		0- 2		AWAY	0- 1		1- 1		0- 0	
1- 2	0- 0		0- 0		NEUTRAL	0- 0		1- 2		0- 2	
3- 2	0- 0		0- 0		CONFERENCE	0- 1		3- 1		3- 0	
3- 1	0- 0		0- 0		HOME	0- 0		3- 1		3- 0	
0- 1	0- 0		0- 0		AWAY	0- 1		0- 0		0- 0	
0- 0	0- 0		0- 0		NEUTRAL	0- 0		0- 0		0- 0	

RPI 1-25				RPI 26-50				RPI 51-100				RPI 101+ Team's RPI: 221			
RPI	S	Opponent	Score	RPI	S	Opponent	Score	RPI	S	Opponent	Score	RPI	S	Opponent	Score
10	A	UCLA	48 68	32	A	Stanford	43 53	58	A	UC Davis	63 74	104	N	UNLV	95 88
22	A	Arizona St.	48 73	35	H	Southern California	46 64	97	A	South Dakota	66 75	138	H	UTEP	62 73
				50	A	Minnesota	75 101					147	A	Iowa St.	66 89
												160	H	Loyola Marymount	59 67
												168	H	Cal Poly	82 87
												178	A	Fresno St.	68 56
												207	N	SMU	51 73
												234	H	Hawaii	79 57
												250	H	CSU Bakersfield	68 65
												269	N	Sacramento St.	72 99
												312	H	Cal St. Fullerton	63 50
												333	H	Long Beach St.	77 53
<hr/>															
LAST 12 Division I GAMES:															
312	H	Cal St. Fullerton	63 50	234	H	Hawaii	79 57								
58	A	UC Davis	63 74	97	A	South Dakota	66 75								
333	H	Long Beach St.	77 53	147	A	Iowa St.	66 89								
168	H	Cal Poly	82 87	250	H	CSU Bakersfield	68 65								
138	H	UTEP	62 73	22	A	Arizona St.	48 73								
50	A	Minnesota	75 101	104	N	UNLV	95 88								

Non-Div I Games:

UC Riverside

Average RPI Win:	262	WON-LOST	WINNING	LAST 10	STRENGTH OF	OPP. STRENGTH	TEAM	ADJ.	CONF.	ADJ CONF.
Average RPI Loss:	138	RECORD	PCT. RANK	GAMES	SCHEDULE	OF SCHEDULE	RPI	RPI	RPI	RPI
DIV. I ONLY	6- 11	251	5- 5	133	254	213	213	21	21	
DIV. I NON-CONF.	3- 9	280	2- 5	135	238	239	239	21	21	

TOTALS	RPI 1-25	RPI 26-50	W-L RECORDS	RPI 51-100	RPI 101-999	RPI 201+				
6- 11	0- 1	0- 0	OVERALL	0- 4	6- 6	5- 3				
3- 4	0- 0	0- 0	HOME	0- 1	3- 3	2- 1				
3- 6	0- 1	0- 0	AWAY	0- 2	3- 3	3- 2				
0- 1	0- 0	0- 0	NEUTRAL	0- 1	0- 0	0- 0				
3- 9	0- 1	0- 0	NON-CONFERENCE	0- 3	3- 5	3- 2				
1- 3	0- 0	0- 0	HOME	0- 0	1- 3	1- 1				
2- 5	0- 1	0- 0	AWAY	0- 2	2- 2	2- 1				
0- 1	0- 0	0- 0	NEUTRAL	0- 1	0- 0	0- 0				
3- 2	0- 0	0- 0	CONFERENCE	0- 1	3- 1	2- 1				
2- 1	0- 0	0- 0	HOME	0- 1	2- 0	1- 0				
1- 1	0- 0	0- 0	AWAY	0- 0	1- 1	1- 1				
0- 0	0- 0	0- 0	NEUTRAL	0- 0	0- 0	0- 0				

RPI 1-25				RPI 26-50				RPI 51-100				RPI 101+ Team's RPI: 213			
RPI	S	Opponent	Score	RPI	S	Opponent	Score	RPI	S	Opponent	Score	RPI	S	Opponent	Score
10	A	UCLA	44 74					58	H	UC Davis	61 68	160	A	Loyola Marymount	61 67
								66	A	Saint Mary's (CA)	59 89	168	H	Cal Poly	73 68
								69	A	Oregon St.	49 74	178	H	Fresno St.	57 64
								96	N	UAB	54 67	189	H	San Diego	58 71
												205	A	UC Irvine	74 77
												214	H	Seattle U	71 77
												230	A	CSUN	74 73
												255	H	San Diego St.	77 64
												264	A	New Mexico St.	77 47
												272	A	Santa Clara	63 68
												320	A	Northern Ariz.	96 93
												333	H	Long Beach St.	51 44
LAST 12 Division I GAMES:															
205	A	UC Irvine	74 77	58	H	UC Davis	61 68	160	A	Loyola Marymount	61 67				
230	A	CSUN	74 73	69	A	Oregon St.	49 74	10	A	UCLA	44 74				
168	H	Cal Poly	73 68	178	H	Fresno St.	57 64	189	H	San Diego	58 71				
333	H	Long Beach St.	51 44												
264	A	New Mexico St.	77 47												
255	H	San Diego St.	77 64												

Non-Div I Games:

UC Santa Barbara

Average RPI	Win:	162	WON-LOST	WINNING	LAST 10	STRENGTH OF	OPP. STRENGTH	TEAM	ADJ.	CONF.	ADJ CONF.
Average RPI	Loss:	80	RECORD	PCT. RANK	GAMES	SCHEDULE	OF SCHEDULE	RPI	RPI	RPI	RPI
DIV. I ONLY		12- 7		100	7- 3	34	82	53	53	8	8
DIV. I NON-CONF.		8- 5		112	4- 2	56	152	63	63	7	7

TOTALS	RPI 1-25		RPI 26-50		W-L RECORDS	RPI 51-100		RPI 101-999		RPI 201+	
12- 7	0- 2		0- 0		OVERALL	3- 3		9- 2		2- 0	
7- 2	0- 0		0- 0		HOME	1- 2		6- 0		1- 0	
5- 5	0- 2		0- 0		AWAY	2- 1		3- 2		1- 0	
0- 0	0- 0		0- 0		NEUTRAL	0- 0		0- 0		0- 0	
8- 5	0- 0		0- 0		NON-CONFERENCE	3- 3		5- 2		1- 0	
4- 2	0- 0		0- 0		HOME	1- 2		3- 0		1- 0	
4- 3	0- 0		0- 0		AWAY	2- 1		2- 2		0- 0	
0- 0	0- 0		0- 0		NEUTRAL	0- 0		0- 0		0- 0	
4- 2	0- 2		0- 0		CONFERENCE	0- 0		4- 0		1- 0	
3- 0	0- 0		0- 0		HOME	0- 0		3- 0		0- 0	
1- 2	0- 2		0- 0		AWAY	0- 0		1- 0		1- 0	
0- 0	0- 0		0- 0		NEUTRAL	0- 0		0- 0		0- 0	

RPI 1-25				RPI 26-50				RPI 51-100				RPI 101+			
RPI	S	Opponent	Score	RPI	S	Opponent	Score	RPI	S	Opponent	Score	RPI	S	Opponent	Score
1	A	UConn	44 80					58	A	UC Davis	62 55	114	H	Tulane	59 51
19	A	South Fla.	45 62					63	A	Virginia Tech	69 86	131	A	Pacific	74 78
								77	H	Mercer	64 73	156	H	Davidson	62 54
								83	H	Elon	57 71	171	A	Boston U.	47 32
								87	A	Chattanooga	58 57	174	H	Temple	76 46
								90	H	IUPUI	63 59	181	H	Wichita St.	59 53
												183	A	Samford	51 58
												188	A	Gardner-Webb	65 30
												195	H	UNI	53 43
												207	A	SMU	60 42
												326	H	Ga. Southern	62 38

LAST 12 Division I GAMES:															
19	A	South Fla.	45 62	114	H	Tulane	59 51								
1	A	UConn	44 80	131	A	Pacific	74 78								
181	H	Wichita St.	59 53	58	A	UC Davis	62 55								
207	A	SMU	60 42	171	A	Boston U.	47 32								
174	H	Temple	76 46	326	H	Ga. Southern	62 38								
156	H	Davidson	62 54	183	A	Samford	51 58								

Non-Div I Games:

UCF

Average RPI Win: 118		WON-LOST	WINNING	LAST 10	STRENGTH OF	OPP. STRENGTH	TEAM	ADJ.	CONF.	ADJ CONF.
Average RPI Loss: 20		RECORD	PCT. RANK	GAMES	SCHEDULE	OF SCHEDULE	RPI	RPI	RPI	RPI
DIV. I ONLY		13- 4	43	7- 3	6	13	10	10	4	4
DIV. I NON-CONF.		9- 2	34	5- 1	24	10	14	14	3	3

TOTALS		RPI 1-25	RPI 26-50	W-L RECORDS		RPI 51-100	RPI 101-999	RPI 201+		
13- 4		2- 2	0- 2	OVERALL		6- 0	5- 0	4- 0		
6- 2		1- 2	0- 0	HOME		1- 0	4- 0	4- 0		
5- 2		1- 0	0- 2	AWAY		3- 0	1- 0	0- 0		
2- 0		0- 0	0- 0	NEUTRAL		2- 0	0- 0	0- 0		
9- 2		1- 1	0- 1	NON-CONFERENCE		4- 0	4- 0	4- 0		
5- 1		1- 1	0- 0	HOME		0- 0	4- 0	4- 0		
2- 1		0- 0	0- 1	AWAY		2- 0	0- 0	0- 0		
2- 0		0- 0	0- 0	NEUTRAL		2- 0	0- 0	0- 0		
4- 2		1- 1	0- 1	CONFERENCE		2- 0	1- 0	0- 0		
1- 1		0- 1	0- 0	HOME		1- 0	0- 0	0- 0		
3- 1		1- 0	0- 1	AWAY		1- 0	1- 0	0- 0		
0- 0		0- 0	0- 0	NEUTRAL		0- 0	0- 0	0- 0		

RPI	S	Opponent	Score	RPI	S	Opponent	Score	RPI	S	Opponent	Score	RPI	S	Opponent	Score
1	H	UConn	60 78	32	A	Stanford	65 76	57	N	Creighton	72 63	111	A	Colorado	93 55
5	H	Oregon	61 70	43	A	Oklahoma St.	72 87	68	N	Kansas St.	64 55	213	H	UC Santa Barbara	74 44
16	H	Bayl or	82 68					69	H	Oregon St.	84 49	221	H	UC Ri versi de	68 48
23	A	Cal i forni a	82 46					72	A	Fordham	67 30	249	H	Presbyter i an	76 40
								76	A	Utah	81 74	257	H	San Jose St.	129 69
								100	A	Seton Hal l	77 68				
LAST 12 Di vi si on I GAMES:															
76	A	Utah	81 74	111	A	Col orado	93 55								
5	H	Oregon	61 70	100	A	Seton Hal l	77 68								
69	H	Oregon St.	84 49	43	A	Oklahoma St.	72 87								
23	A	Cal i forni a	82 46	213	H	UC Santa Barbara	74 44								
32	A	Stanford	65 76	221	H	UC Ri versi de	68 48								
72	A	Fordham	67 30	57	N	Creighton	72 63								

Non-Di v I Games:

UCLA

Average RPI Win:	67	WON-LOST	WINNING	LAST 10	STRENGTH OF	OPP. STRENGTH	TEAM	ADJ.	CONF.	ADJ CONF.
Average RPI Loss:	0	RECORD	PCT. RANK	GAMES	SCHEDULE	OF SCHEDULE	RPI	RPI	RPI	RPI
DIV. I ONLY	17- 0	1	10- 0	2	1	1	1	8	8	
DIV. I NON-CONF.	11- 0	1	6- 0	1	1	1	1	7	7	

TOTALS	RPI 1-25	RPI 26-50	W-L RECORDS	RPI 51-100	RPI 101-999	RPI 201+				
17- 0	5- 0	6- 0	OVERALL	2- 0	4- 0	1- 0				
6- 0	2- 0	1- 0	HOME	1- 0	2- 0	0- 0				
7- 0	3- 0	2- 0	AWAY	0- 0	2- 0	1- 0				
4- 0	0- 0	3- 0	NEUTRAL	1- 0	0- 0	0- 0				
11- 0	4- 0	5- 0	NON-CONFERENCE	1- 0	1- 0	0- 0				
3- 0	2- 0	1- 0	HOME	0- 0	0- 0	0- 0				
4- 0	2- 0	1- 0	AWAY	0- 0	1- 0	0- 0				
4- 0	0- 0	3- 0	NEUTRAL	1- 0	0- 0	0- 0				
6- 0	1- 0	1- 0	CONFERENCE	1- 0	3- 0	1- 0				
3- 0	0- 0	0- 0	HOME	1- 0	2- 0	0- 0				
3- 0	1- 0	1- 0	AWAY	0- 0	1- 0	1- 0				
0- 0	0- 0	0- 0	NEUTRAL	0- 0	0- 0	0- 0				

RPI	S	Opponent	Score	RPI	S	Opponent	Score	RPI	S	Opponent	Score	RPI	S	Opponent	Score
2	H	Notre Dame	80 71	28	N	Oklahoma	88 64	53	H	UCF	80 44	149	H	Tulsa	78 60
9	A	Texas	75 71	29	A	DePaul	103 69	70	N	Duquesne	104 52	170	H	Memphis	97 49
10	A	UCLA	78 60	31	N	Michigan St.	96 62					185	A	Nevada	88 57
19	A	South Fla.	100 49	32	N	Stanford	78 53					248	A	East Carolina	96 35
23	H	California	82 47	36	H	Maryland	97 72								
				42	A	Houston	95 35								

LAST 12 Division I GAMES:															
9	A	Texas	75 71	149	H	Tulsa	78 60								
42	A	Houston	95 35	70	N	Duquesne	104 52								
53	H	UCF	80 44	28	N	Oklahoma	88 64								
19	A	South Fla.	100 49	29	A	DePaul	103 69								
248	A	East Carolina	96 35	2	H	Notre Dame	80 71								
170	H	Memphis	97 49	185	A	Nevada	88 57								

Non-Div I Games:

UConn

U
M
B
C

U
M
B
C

UMBC

Page 305

UMES				Through Games Of Jan. 18, 2018						
Average RPI Win: 341		WON-LOST RECORD	WINNING PCT. RANK	LAST 10 GAMES	STRENGTH OF SCHEDULE	OPP. STRENGTH OF SCHEDULE	TEAM RPI	ADJ. RPI	CONF. RPI	ADJ CONF. RPI
Average RPI Loss: 162										
DIV. I ONLY		2- 12	315	2- 7	199	323	309	309	31	31
DIV. I NON-CONF.		1- 8	313	1- 5	100	194	282	282	31	31

TOTALS		RPI 1-25	RPI 26-50	W-L RECORDS	RPI 51-100	RPI 101-999	RPI 201+			
2- 12	0- 1		0- 1	OVERALL	0- 1	2- 9	2- 5			
1- 3	0- 0		0- 0	HOME	0- 0	1- 3	1- 2			
1- 8	0- 1		0- 1	AWAY	0- 1	1- 5	1- 3			
0- 1	0- 0		0- 0	NEUTRAL	0- 0	0- 1	0- 0			
1- 8	0- 1		0- 1	NON-CONFERENCE	0- 1	1- 5	1- 2			
1- 1	0- 0		0- 0	HOME	0- 0	1- 1	1- 1			
0- 6	0- 1		0- 1	AWAY	0- 1	0- 3	0- 1			
0- 1	0- 0		0- 0	NEUTRAL	0- 0	0- 1	0- 0			
1- 4	0- 0		0- 0	CONFERENCE	0- 0	1- 4	1- 3			
0- 2	0- 0		0- 0	HOME	0- 0	0- 2	0- 1			
1- 2	0- 0		0- 0	AWAY	0- 0	1- 2	1- 2			
0- 0	0- 0		0- 0	NEUTRAL	0- 0	0- 0	0- 0			

RPI 1-25				RPI 26-50				RPI 51-100				RPI 101+ Team's RPI: 309			
RPI	S	Opponent	Score	RPI	S	Opponent	Score	RPI	S	Opponent	Score	RPI	S	Opponent	Score
25	A	Syracuse	45 68	27	A	Buffalo	41 76	63	A	Virginia Tech	52 90	101	A	Wake Forest	50 92
												107	A	George Mason	68 82
												155	H	Hampton	65 70
												163	N	Binghamton	51 68
												209	H	Bethune-Cookman	48 55
												248	A	East Carolina	54 64
												251	A	Morgan St.	50 63
												262	H	Mt. St. Mary's	63 66
												337	H	UMBC	66 43
												338	A	South Carolina St.	51 54
												345	A	Savannah St.	68 56
LAST 12 Division I GAMES:															
345	A	Savannah St.	68 56	338	A	South Carolina St.	51 54	262	H	Mt. St. Mary's	63 66	101	A	Wake Forest	50 92
209	H	Bethune-Cookman	48 55	262	H	Mt. St. Mary's	63 66	101	A	Wake Forest	50 92	63	A	Virginia Tech	52 90
155	H	Hampton	65 70	101	A	Wake Forest	50 92	107	A	George Mason	68 82	163	N	Binghamton	51 68
251	A	Morgan St.	50 63	63	A	Virginia Tech	52 90								
248	A	East Carolina	54 64	107	A	George Mason	68 82								
337	H	UMBC	66 43	163	N	Binghamton	51 68								

Non-Div I Games: Wesley 97 30 Alas. Anchorage 59 69 Valley Forge 92 38

UMES

Loss, Non-Conf, S Site, H Home A Away N Neutral

UMKC				Through Games Of Jan. 18, 2018							
Average RPI Win:		241	WON-LOST RECORD	WINNING PCT. RANK	LAST 10 GAMES	STRENGTH OF SCHEDULE	OPP. STRENGTH OF SCHEDULE	TEAM RPI	ADJ. RPI	CONF. RPI	ADJ CONF. RPI
Average RPI Loss:		168									
DIV. I ONLY		3- 13	303	3- 5	151	250	261	261	30	30	
DIV. I NON-CONF.		1- 11	331	1- 5	111	165	280	280	30	30	
<hr/>											
TOTALS		RPI 1-25	RPI 26-50		W-L RECORDS		RPI 51-100	RPI 101-999	RPI 201+		
3- 13		0- 0	0- 1		OVERALL		0- 1	3- 11	2- 4		
0- 5		0- 0	0- 1		HOME		0- 0	0- 4	0- 2		
2- 8		0- 0	0- 0		AWAY		0- 1	2- 7	2- 2		
1- 0		0- 0	0- 0		NEUTRAL		0- 0	1- 0	0- 0		
1- 11		0- 0	0- 1		NON-CONFERENCE		0- 1	1- 9	0- 2		
0- 3		0- 0	0- 1		HOME		0- 0	0- 2	0- 0		
0- 8		0- 0	0- 0		AWAY		0- 1	0- 7	0- 2		
1- 0		0- 0	0- 0		NEUTRAL		0- 0	1- 0	0- 0		
2- 2		0- 0	0- 0		CONFERENCE		0- 0	2- 2	2- 2		
0- 2		0- 0	0- 0		HOME		0- 0	0- 2	0- 2		
2- 0		0- 0	0- 0		AWAY		0- 0	2- 0	2- 0		
0- 0		0- 0	0- 0		NEUTRAL		0- 0	0- 0	0- 0		

RPI 1-25				RPI 26-50				RPI 51-100				RPI 101+ Team's RPI: 261			
RPI	S	Opponent	Score	RPI	S	Opponent	Score	RPI	S	Opponent	Score	RPI	S	Opponent	Score
				33	H	Northern Colo.	73 88	73	A	Nebraska	60 80	117	A	Western Ill.	71 90
												122	A	Kansas	48 63
												147	A	Iowa St.	45 61
												149	A	Tulsa	52 76
												161	N	Stetson	67 50
												181	A	Wichita St.	63 72
												198	H	Denver	68 77
												201	H	Oral Roberts	73 76
												214	H	Seattle U	58 62
												220	A	Fla. Atlantic	55 65
												243	A	Illinois St.	53 64
												250	A	CSU Bakersfield	60 58
												288	H	Utah Valley	59 66
												313	A	UTRGV	54 52
<hr/>															
LAST 12 Division I GAMES:															
214	H	Seattle U	58 62	250	A	CSU Bakersfield	60 58								
288	H	Utah Valley	59 66	33	H	Northern Colo.	73 88								
313	A	UTRGV	54 52	181	A	Wichita St.	63 72								
220	A	Fla. Atlantic	55 65	201	H	Oral Roberts	73 76								
161	N	Stetson	67 50	122	A	Kansas	48 63								
198	H	Denver	68 77	243	A	Illinois St.	53 64								

Non-Div I Games: Lincoln (MO) 98 41 Harris-Stowe 114 59 Cent. Christian Bib90 10

UMKC

Loss, Non-Conf, S Site, H Home A Away N Neutral

Average RPI Win: 258		WON-LOST RECORD	WINNING PCT. RANK	LAST 10 GAMES	STRENGTH OF SCHEDULE	OPP. STRENGTH OF SCHEDULE	TEAM RPI	ADJ. RPI	CONF. RPI	ADJ. CONF. RPI
Average RPI Loss: 251										
DIV. I ONLY		2- 15	329	1- 9	346	346	348	348	20	20
DIV. I NON-CONF.		2- 10	300	1- 6	347	347	348	348	23	23
TOTALS		RPI 1-25	RPI 26-50	W-L RECORDS	RPI 51-100	RPI 101-999	RPI 201+			
2- 15	0- 0		0- 0	OVERALL	0- 1	2- 14	1- 12			
1- 6	0- 0		0- 0	HOME	0- 1	1- 5	0- 4			
1- 9	0- 0		0- 0	AWAY	0- 0	1- 9	1- 8			
0- 0	0- 0		0- 0	NEUTRAL	0- 0	0- 0	0- 0			
2- 10	0- 0		0- 0	NON-CONFERENCE	0- 0	2- 10	1- 10			
1- 4	0- 0		0- 0	HOME	0- 0	1- 4	0- 4			
1- 6	0- 0		0- 0	AWAY	0- 0	1- 6	1- 6			
0- 0	0- 0		0- 0	NEUTRAL	0- 0	0- 0	0- 0			
0- 5	0- 0		0- 0	CONFERENCE	0- 1	0- 4	0- 2			
0- 2	0- 0		0- 0	HOME	0- 1	0- 1	0- 0			
0- 3	0- 0		0- 0	AWAY	0- 0	0- 3	0- 2			
0- 0	0- 0		0- 0	NEUTRAL	0- 0	0- 0	0- 0			

[illegible]

Non-Div I Games:	Fisher	102	47
------------------	--------	-----	----

UMass Lowell I

■ Loss, ■ Non-Conf, S Site, H Home A Away N Neutral

Average RPI Win:	261	WON-LOST	WINNING	LAST 10	STRENGTH OF	OPP. STRENGTH	TEAM	ADJ.	CONF.	ADJ CONF.
Average RPI Loss:	162	RECORD	PCT. RANK	GAMES	SCHEDULE	OF SCHEDULE	RPI	RPI	RPI	RPI
DIV. I ONLY	6- 9	230	6- 3	262	278	254	254	29	29	
DIV. I NON-CONF.	2- 8	290	2- 4	287	200	322	322	29	29	

TOTALS	RPI 1-25	RPI 26-50	W-L RECORDS	RPI 51-100	RPI 101-999	RPI 201+				
6- 9	0- 1	0- 0	OVERALL	0- 1	6- 7	5- 2				
3- 5	0- 0	0- 0	HOME	0- 1	3- 4	2- 0				
3- 4	0- 1	0- 0	AWAY	0- 0	3- 3	3- 2				
0- 0	0- 0	0- 0	NEUTRAL	0- 0	0- 0	0- 0				
2- 8	0- 1	0- 0	NON-CONFERENCE	0- 1	2- 6	2- 2				
1- 4	0- 0	0- 0	HOME	0- 1	1- 3	1- 0				
1- 4	0- 1	0- 0	AWAY	0- 0	1- 3	1- 2				
0- 0	0- 0	0- 0	NEUTRAL	0- 0	0- 0	0- 0				
4- 1	0- 0	0- 0	CONFERENCE	0- 0	4- 1	3- 0				
2- 1	0- 0	0- 0	HOME	0- 0	2- 1	1- 0				
2- 0	0- 0	0- 0	AWAY	0- 0	2- 0	2- 0				
0- 0	0- 0	0- 0	NEUTRAL	0- 0	0- 0	0- 0				

RPI 1-25				RPI 26-50				RPI 51-100				RPI 101+				Team's RPI: 254
RPI	S	Opponent	Score	RPI	S	Opponent	Score	RPI	S	Opponent	Score	RPI	S	Opponent	Score	
21	A	NC State	55 87					77	H	Mercer	56 67	103	H	Middle Tenn.	57 72	
												105	H	High Point	45 58	
												145	H	Liberty	48 41	
												156	A	Davidson	50 58	
												191	H	Furman	63 71	
												197	H	Charlotte	47 51	
												218	A	Radford	67 56	
												270	A	Campbell	60 52	
												280	A	Wofford	68 70	
												285	H	Appalachian St.	69 60	
												299	A	USC Upstate	76 70	
												324	A	Western Caro.	52 62	
												349	H	Longwood	82 52	
LAST 12 Division I GAMES:																
349	H	Longwood	82 52	145	H	Liberty	48 41	299	A	USC Upstate	76 70	77	H	Mercer	56 67	
218	A	Radford	67 56	299	A	USC Upstate	76 70	280	A	Wofford	68 70	103	H	Middle Tenn.	57 72	
105	H	High Point	45 58	77	H	Mercer	56 67	103	H	Middle Tenn.	57 72	156	A	Davidson	50 58	
270	A	Campbell	60 52	280	A	Wofford	68 70	156	A	Davidson	50 58					
191	H	Furman	63 71	103	H	Middle Tenn.	57 72									
285	H	Appalachian St.	69 60	156	A	Davidson	50 58									

Non-Div I Games: Warren Wilson 100 53

UNC Asheville

Average RPI Win:	262	WON-LOST	WINNING	LAST 10	STRENGTH OF	OPP. STRENGTH	TEAM	ADJ.	CONF.	ADJ CONF.
Average RPI Loss:	158	RECORD	PCT. RANK	GAMES	SCHEDULE	OF SCHEDULE	RPI	RPI	RPI	RPI
DIV. I ONLY	5- 11	274	3- 5	126	315	227	227	17	17	
DIV. I NON-CONF.	3- 8	268	1- 4	205	333	261	261	17	17	

TOTALS	RPI 1-25	RPI 26-50	W-L RECORDS	RPI 51-100	RPI 101-999	RPI 201+				
5- 11	0- 1	0- 1	OVERALL	0- 2	5- 7	4- 4				
3- 3	0- 0	0- 0	HOME	0- 0	3- 3	2- 2				
2- 8	0- 1	0- 1	AWAY	0- 2	2- 4	2- 2				
0- 0	0- 0	0- 0	NEUTRAL	0- 0	0- 0	0- 0				
3- 8	0- 1	0- 1	NON-CONFERENCE	0- 0	3- 6	3- 4				
1- 3	0- 0	0- 0	HOME	0- 0	1- 3	1- 2				
2- 5	0- 1	0- 1	AWAY	0- 0	2- 3	2- 2				
0- 0	0- 0	0- 0	NEUTRAL	0- 0	0- 0	0- 0				
2- 3	0- 0	0- 0	CONFERENCE	0- 2	2- 1	1- 0				
2- 0	0- 0	0- 0	HOME	0- 0	2- 0	1- 0				
0- 3	0- 0	0- 0	AWAY	0- 2	0- 1	0- 0				
0- 0	0- 0	0- 0	NEUTRAL	0- 0	0- 0	0- 0				

RPI 1-25				RPI 26-50				RPI 51-100				RPI 101+				Team's RPI: 227
RPI	S	Opponent	Score	RPI	S	Opponent	Score	RPI	S	Opponent	Score	RPI	S	Opponent	Score	
14	A	Duke	54 85	44	A	Virginia	50 68	77	A	Mercer	57 80	105	H	High Point	72 81	
								87	A	Chattanooga	42 49	134	A	ETSU	52 60	
												186	A	Norfolk St.	63 64	
												191	H	Furman	76 74	
												218	A	Radford	53 56	
												249	A	Presbyterian	64 57	
												270	H	Campbell	61 72	
												280	H	Wofford	66 51	
												284	A	Coastal Caro.	60 54	
												298	A	Eastern Ky.	59 70	
												306	H	Murray St.	52 63	
												307	H	VCU	74 61	
LAST 12 Division I GAMES:																
191	H	Furman	76 74	77	A	Mercer	57 80	186	A	Norfolk St.	63 64	306	H	Murray St.	52 63	
280	H	Wofford	66 51	87	A	Chattanooga	42 49	14	A	Duke	54 85	44	A	Virginia	50 68	
134	A	ETSU	52 60	105	H	High Point	72 81	218	A	Radford	53 56					
249	A	Presbyterian	64 57													

Non-Div I Games: Greensboro 82 34 Tusculum 69 71 Lees-McRae 78 62 Southern Wesleyan 96 35
UNCG

Loss, Non-Conf, S Site, H Home A Away N Neutral

Average RPI Win:	294	WON-LOST	WINNING	LAST 10	STRENGTH OF	OPP. STRENGTH	TEAM	ADJ.	CONF.	ADJ CONF.
Average RPI Loss:	171	RECORD	PCT. RANK	GAMES	SCHEDULE	OF SCHEDULE	RPI	RPI	RPI	RPI
DIV. I ONLY	5- 10	263	3- 7	227	306	273	273	11	11	
DIV. I NON-CONF.	5- 4	146	4- 2	317	319	219	219	13	13	

TOTALS	RPI 1-25	RPI 26-50	W-L RECORDS	RPI 51-100	RPI 101-999	RPI 201+				
5- 10	0- 0	0- 0	OVERALL	0- 3	5- 7	5- 4				
4- 3	0- 0	0- 0	HOME	0- 0	4- 3	4- 2				
1- 7	0- 0	0- 0	AWAY	0- 3	1- 4	1- 2				
0- 0	0- 0	0- 0	NEUTRAL	0- 0	0- 0	0- 0				
5- 4	0- 0	0- 0	NON-CONFERENCE	0- 1	5- 3	5- 1				
4- 0	0- 0	0- 0	HOME	0- 0	4- 0	4- 0				
1- 4	0- 0	0- 0	AWAY	0- 1	1- 3	1- 1				
0- 0	0- 0	0- 0	NEUTRAL	0- 0	0- 0	0- 0				
0- 6	0- 0	0- 0	CONFERENCE	0- 2	0- 4	0- 3				
0- 3	0- 0	0- 0	HOME	0- 0	0- 3	0- 2				
0- 3	0- 0	0- 0	AWAY	0- 2	0- 1	0- 1				
0- 0	0- 0	0- 0	NEUTRAL	0- 0	0- 0	0- 0				

RPI 1-25				RPI 26-50				RPI 51-100				RPI 101+ Team's RPI: 273			
RPI	S	Opponent	Score	RPI	S	Opponent	Score	RPI	S	Opponent	Score	RPI	S	Opponent	Score
								64	A	Drexel	42 68	136	H	William & Mary	53 66
								83	A	Elon	67 75	166	A	Pittsburgh	55 74
								88	A	North Carolina	60 86	191	A	Furman	71 76
												204	H	Northeastern	47 54
												215	H	Hofstra	61 69
												248	H	East Carolina	66 62
												280	A	Wofford	65 60
												282	A	Towson	71 72
												284	A	Coastal Caro.	41 57
												307	H	VCU	83 67
												311	H	Georgia St.	74 62
												323	H	N.C. Central	89 63
LAST 12 Division I GAMES:															
282	A	Towson	71 72	64	A	Drexel	42 68								
215	H	Hofstra	61 69	280	A	Wofford	65 60								
204	H	Northeastern	47 54	166	A	Pittsburgh	55 74								
136	H	William & Mary	53 66	323	H	N.C. Central	89 63								
83	A	Elon	67 75	307	H	VCU	83 67								
311	H	Georgia St.	74 62	191	A	Furman	71 76								

Non-Div I Games: Catawba 74 59 UNC Pembroke 73 64

UNCW

Average RPI Win:	207	WON-LOST	WINNING	LAST 10	STRENGTH OF	OPP. STRENGTH	TEAM	ADJ.	CONF.	ADJ CONF.
Average RPI Loss:	108	RECORD	PCT. RANK	GAMES	SCHEDULE	OF SCHEDULE	RPI	RPI	RPI	RPI
DIV. I ONLY	7- 9	212	5- 4	183	99	195	195	24	24	
DIV. I NON-CONF.	3- 7	254	1- 4	38	12	128	128	22	22	

TOTALS	RPI 1-25	RPI 26-50	W-L RECORDS	RPI 51-100	RPI 101-999	RPI 201+				
7- 9	0- 0	0- 2	OVERALL	2- 3	5- 4	4- 1				
5- 2	0- 0	0- 1	HOME	0- 1	5- 0	4- 0				
1- 7	0- 0	0- 1	AWAY	1- 2	0- 4	0- 1				
1- 0	0- 0	0- 0	NEUTRAL	1- 0	0- 0	0- 0				
3- 7	0- 0	0- 2	NON-CONFERENCE	2- 3	1- 2	0- 1				
1- 2	0- 0	0- 1	HOME	0- 1	1- 0	0- 0				
1- 5	0- 0	0- 1	AWAY	1- 2	0- 2	0- 1				
1- 0	0- 0	0- 0	NEUTRAL	1- 0	0- 0	0- 0				
4- 2	0- 0	0- 0	CONFERENCE	0- 0	4- 2	4- 0				
4- 0	0- 0	0- 0	HOME	0- 0	4- 0	4- 0				
0- 2	0- 0	0- 0	AWAY	0- 0	0- 2	0- 0				
0- 0	0- 0	0- 0	NEUTRAL	0- 0	0- 0	0- 0				

RPI	S	Opponent	Score	RPI	S	Opponent	Score	RPI	S	Opponent	Score	RPI	S	Opponent	Score	Team's RPI: 195
30	H	Iowa	47 71	53	A	UCF	43 53	123	A	Missouri St.	52 62					
37	A	South Dakota St.	47 57	55	N	Wyoming	55 40	147	H	Iowa St.	57 53					
				57	A	Creighton	78 89	169	A	Southern Ill.	53 60					
				68	A	Kansas St.	72 71	179	A	North Dakota	72 80					
				90	H	IUPUI	48 54	238	A	Omaha	74 78					
								247	H	Val parai so	77 56					
								286	H	Loyol a Chi cago	70 41					
								301	H	Indi ana St.	59 53					
								347	H	Evansville	65 41					
LAST 12 Division I GAMES:																
347	H	Evansville	65 41	301	H	Indi ana St.	59 53									
123	A	Missouri St.	52 62	30	H	Iowa	47 71									
169	A	Southern Ill.	53 60	238	A	Omaha	74 78									
247	H	Val parai so	77 56	179	A	North Dakota	72 80									
286	H	Loyol a Chi cago	70 41	37	A	South Dakota St.	47 57									
68	A	Kansas St.	72 71	53	A	UCF	43 53									

Non-Div I Games: Wis. -Parkside 92 62

UNI

Average RPI Win:	202	WON-LOST	WINNING	LAST 10	STRENGTH OF	OPP. STRENGTH	TEAM	ADJ.	CONF.	ADJ CONF.
Average RPI Loss:	76	RECORD	PCT. RANK	GAMES	SCHEDULE	OF SCHEDULE	RPI	RPI	RPI	RPI
DIV. I ONLY	9- 7	136	5- 5	68	102	104	104	16	16	
DIV. I NON-CONF.	5- 6	187	1- 6	10	74	103	103	16	16	

TOTALS	RPI 1-25	RPI 26-50	W-L RECORDS	RPI 51-100	RPI 101-999	RPI 201+				
9- 7	0- 2	0- 3	OVERALL	2- 0	7- 2	6- 1				
6- 3	0- 2	0- 1	HOME	0- 0	6- 0	5- 0				
3- 2	0- 0	0- 1	AWAY	2- 0	1- 1	1- 0				
0- 2	0- 0	0- 1	NEUTRAL	0- 0	0- 1	0- 1				
5- 6	0- 2	0- 3	NON-CONFERENCE	1- 0	4- 1	3- 1				
4- 3	0- 2	0- 1	HOME	0- 0	4- 0	3- 0				
1- 1	0- 0	0- 1	AWAY	1- 0	0- 0	0- 0				
0- 2	0- 0	0- 1	NEUTRAL	0- 0	0- 1	0- 1				
4- 1	0- 0	0- 0	CONFERENCE	1- 0	3- 1	3- 0				
2- 0	0- 0	0- 0	HOME	0- 0	2- 0	2- 0				
2- 1	0- 0	0- 0	AWAY	1- 0	1- 1	1- 0				
0- 0	0- 0	0- 0	NEUTRAL	0- 0	0- 0	0- 0				

RPI 1-25				RPI 26-50				RPI 51-100				RPI 101+ Team's RPI: 104			
RPI	S	Opponent	Score	RPI	S	Opponent	Score	RPI	S	Opponent	Score	RPI	S	Opponent	Score
3	H	Mississippi St.	63 103	27	N	Buffalo	53 80	54	A	Gonzaga	52 50	173	H	Portland St.	88 80
25	H	Syracuse	55 69	32	A	Stanford	33 74	59	A	New Mexico	68 66	177	A	Boise St.	60 69
				50	H	Minnesota	72 79					205	H	UC Irvine	73 54
												215	H	Hofstra	68 52
												221	N	UC Riverside	88 95
												252	H	Grand Canyon	76 47
												257	H	San Jose St.	79 60
												296	A	Utah St.	63 54
												304	H	Air Force	69 57
LAST 12 Division I GAMES:															
304	H	Air Force	69 57	59	A	New Mexico	68 66	32	A	Stanford	33 74	27	N	Buffalo	53 80
296	A	Utah St.	63 54	32	A	Stanford	33 74	54	A	Gonzaga	52 50	221	N	UC Riverside	88 95
257	H	San Jose St.	79 60	54	A	Gonzaga	52 50	50	H	Minnesota	72 79				
177	A	Boise St.	60 69	27	N	Buffalo	53 80								
25	H	Syracuse	55 69	221	N	UC Riverside	88 95								
3	H	Mississippi St.	63 103	50	H	Minnesota	72 79								

Non-Div I Games:

UNLV

Average RPI Win:	336	WON-LOST	WINNING	LAST 10	STRENGTH OF	OPP. STRENGTH	TEAM	ADJ.	CONF.	ADJ CONF.
Average RPI Loss:	173	RECORD	PCT. RANK	GAMES	SCHEDULE	OF SCHEDULE	RPI	RPI	RPI	RPI
DIV. I ONLY	3- 12	301	3- 6	210	329	299	299	22	22	
DIV. I NON-CONF.	2- 10	300	2- 5	209	342	329	329	20	20	
<hr/>										
TOTALS	RPI 1-25	RPI 26-50	W-L RECORDS	RPI 51-100	RPI 101-999	RPI 201+				
3- 12	0- 0	0- 2	OVERALL	0- 1	3- 9	3- 5				
2- 4	0- 0	0- 0	HOME	0- 0	2- 4	2- 3				
1- 8	0- 0	0- 2	AWAY	0- 1	1- 5	1- 2				
0- 0	0- 0	0- 0	NEUTRAL	0- 0	0- 0	0- 0				
2- 10	0- 0	0- 1	NON-CONFERENCE	0- 1	2- 8	2- 5				
2- 4	0- 0	0- 0	HOME	0- 0	2- 4	2- 3				
0- 6	0- 0	0- 1	AWAY	0- 1	0- 4	0- 2				
0- 0	0- 0	0- 0	NEUTRAL	0- 0	0- 0	0- 0				
1- 2	0- 0	0- 1	CONFERENCE	0- 0	1- 1	1- 0				
0- 0	0- 0	0- 0	HOME	0- 0	0- 0	0- 0				
1- 2	0- 0	0- 1	AWAY	0- 0	1- 1	1- 0				
0- 0	0- 0	0- 0	NEUTRAL	0- 0	0- 0	0- 0				

RPI 1-25				RPI 26-50				RPI 51-100				RPI 101+				Team's RPI: 299
RPI	S	Opponent	Score	RPI	S	Opponent	Score	RPI	S	Opponent	Score	RPI	S	Opponent	Score	
				38	A	FGCU	60 93	63	A	Virginia Tech	56 87	136	A	William & Mary	63 83	
				43	A	Oklahoma St.	71 108					161	A	Stetson	61 62	
												188	A	Gardner-Webb	39 60	
												191	H	Furman	59 80	
												238	H	Omaha	66 69	
												248	A	East Carolina	53 66	
												249	H	Presbyterian	69 83	
												254	H	UNC Asheville	70 76	
												270	A	Campbell	49 69	
												323	H	N.C. Central	66 61	
												338	H	South Carolina St.	63 44	
												346	A	NJIT	95 57	
<hr/>																
LAST 12 Division I GAMES:																
				161	A	Stetson	61 62	38	A	FGCU	60 93					
				346	A	NJIT	95 57	136	A	William & Mary	63 83					
				323	H	N.C. Central	66 61	191	H	Furman	59 80					
				43	A	Oklahoma St.	71 108	188	A	Gardner-Webb	39 60					
				254	H	UNC Asheville	70 76	238	H	Omaha	66 69					
				338	H	South Carolina St.	63 44	270	A	Campbell	49 69					

Non-Div I Games: Brevard 109 39 Converse 71 51 Bob Jones 79 45

USC Upstate

Average RPI Win: 218

Average RPI Loss: 116

WON-LOST
RECORDWINNING
PCT. RANKLAST 10
GAMESSTRENGTH OF
SCHEDULEOPP. STRENGTH
OF SCHEDULETEAM
RPIADJ.
RPICONF.
RPIADJ CONF.
RPIDIV. I ONLY
DIV. I NON-CONF.9- 9
6- 5165
1534- 6
1- 4171
172131
45167
134167
13423
2423
24

TOTALS

RPI 1-25

RPI 26-50

W-L RECORDS

RPI 51-100

RPI 101-999

RPI 201+

9- 9
7- 2
2- 7
0- 00- 0
0- 0
0- 0
0- 00- 1
0- 1
0- 0
0- 0OVERALL
HOME
AWAY
NEUTRAL0- 5
0- 1
0- 4
0- 09- 3
7- 0
2- 3
0- 05- 2
3- 0
2- 2
0- 06- 5
5- 1
1- 4
0- 00- 0
0- 0
0- 0
0- 00- 1
0- 1
0- 0
0- 0NON-CONFERENCE
HOME
AWAY
NEUTRAL0- 4
0- 0
0- 4
0- 06- 0
5- 0
1- 0
0- 03- 0
2- 0
1- 0
0- 03- 4
2- 1
1- 3
0- 00- 0
0- 0
0- 0
0- 00- 0
0- 0
0- 0
0- 0CONFERENCE
HOME
AWAY
NEUTRAL0- 1
0- 1
0- 0
0- 03- 3
2- 0
1- 3
0- 02- 2
1- 0
1- 2
0- 0

RPI 1-25

RPI 26-50

RPI 51-100

RPI 101+

Team's RPI: 167

RPI S Opponent Score

RPI S Opponent Score

RPI S Opponent Score

RPI S Opponent Score

42 H Houston 58 62

60 A Georgi a Tech 52 80

135 A Little Rock 57 59

68 A Kansas St. 56 70

148 H Louis i ana 63 61

76 A Utah 41 71

151 H San Franci sco 56 54

80 A Arkansas 57 91

178 H Fresno St. 67 54

98 H South Ala. 63 76

201 H Oral Roberts 70 46

202 A Arkansas St. 80 85

207 H SMU 58 55

223 H Troy 76 57

278 H Incarnate Word 61 48

284 A Coastal Caro. 76 89

285 A Appal achi an St. 64 60

292 A UTSA 69 68

LAST 12 Division I GAMES:

202 A Arkansas St. 80 85

148 H Louis i ana 63 61

135 A Little Rock 57 59

151 H San Franci sco 56 54

98 H South Ala. 63 76

80 A Arkansas 57 91

223 H Troy 76 57

60 A Georgi a Tech 52 80

285 A Appal achi an St. 64 60

68 A Kansas St. 56 70

284 A Coastal Caro. 76 89

42 H Houston 58 62

U
T
A
r
l
i
n
g
t
o
nU
T
A
r
l
i
n
g
t
o
n

Non-Div I Games:

UT Arlington

Average RPI Win:	313	WON-LOST	WINNING	LAST 10	STRENGTH OF	OPP. STRENGTH	TEAM	ADJ.	CONF.	ADJ CONF.
Average RPI Loss:	133	RECORD	PCT. RANK	GAMES	SCHEDULE	OF SCHEDULE	RPI	RPI	RPI	RPI
DIV. I ONLY	6- 11	251	4- 6	191	287	242	242	26	26	
DIV. I NON-CONF.	2- 8	290	0- 4	109	126	260	260	27	27	

TOTALS	RPI 1-25	RPI 26-50	W-L RECORDS	RPI 51-100	RPI 101-999	RPI 201+				
6- 11	0- 1	0- 1	OVERALL	0- 3	6- 6	6- 3				
4- 3	0- 0	0- 0	HOME	0- 1	4- 2	4- 1				
2- 6	0- 1	0- 1	AWAY	0- 1	2- 3	2- 2				
0- 2	0- 0	0- 0	NEUTRAL	0- 1	0- 1	0- 0				
2- 8	0- 1	0- 1	NON-CONFERENCE	0- 2	2- 4	2- 1				
2- 1	0- 0	0- 0	HOME	0- 0	2- 1	2- 0				
0- 5	0- 1	0- 1	AWAY	0- 1	0- 2	0- 1				
0- 2	0- 0	0- 0	NEUTRAL	0- 1	0- 1	0- 0				
4- 3	0- 0	0- 0	CONFERENCE	0- 1	4- 2	4- 2				
2- 2	0- 0	0- 0	HOME	0- 1	2- 1	2- 1				
2- 1	0- 0	0- 0	AWAY	0- 0	2- 1	2- 1				
0- 0	0- 0	0- 0	NEUTRAL	0- 0	0- 0	0- 0				

RPI 1-25				RPI 26-50				RPI 51-100				RPI 101+ Team's RPI: 242			
RPI	S	Opponent	Score	RPI	S	Opponent	Score	RPI	S	Opponent	Score	RPI	S	Opponent	Score
4	A	Louisville	56 91	46	A	Purdue	58 60	66	N	Saint Mary's (CA)	58 69	165	H	Northwestern	63 71
								71	H	Belmont	63 65	169	A	Southern Ill.	72 84
								87	A	Chattanooga	82 87	193	N	Eastern Wash.	58 61
												202	A	Arkansas St.	73 84
												224	H	Morehead St.	76 81
												237	A	Austin Peay	62 69
												266	H	N.C. A&T	76 63
												298	H	Eastern Ky.	77 49
												306	A	Murray St.	97 80
												324	H	Western Caro.	62 54
												340	A	Eastern Ill.	72 44
												341	H	Tennessee St.	80 68
LAST 12 Division I GAMES:															
224	H	Morehead St.	76 81	340	A	Eastern Ill.	72 44								
298	H	Eastern Ky.	77 49	193	N	Eastern Wash.	58 61								
306	A	Murray St.	97 80	46	A	Purdue	58 60								
237	A	Austin Peay	62 69	66	N	Saint Mary's (CA)	58 69								
71	H	Belmont	63 65	4	A	Louisville	56 91								
341	H	Tennessee St.	80 68	87	A	Chattanooga	82 87								

Non-Div I Games: Rhodes 90 49 Ala.-Huntsville 104 73

UT Martin

■ Loss,
 ■ Non-Conf,
 ■ S Site,
 ■ H Home
 ■ A Away
 N Neutral

U
T
E
P

UTEP				Through Games Of Jan. 18, 2018															
Average RPI Win: 236		WON-LOST RECORD		WINNING PCT. RANK		LAST 10 GAMES		STRENGTH OF SCHEDULE		OPP. STRENGTH OF SCHEDULE		TEAM RPI		ADJ. RPI		CONF. RPI		ADJ CONF. RPI	
DIV. I ONLY		12- 6		84		7- 3		235		261		138		138		18		18	
DIV. I NON-CONF.		9- 4		82		4- 3		256		302		129		129		19		19	
TOTALS		RPI 1-25		RPI 26-50		W-L RECORDS		RPI 51-100		RPI 101-999		RPI 201+							
12- 6		0- 0		0- 0		OVERALL		1- 1		11- 5		9- 3							
7- 2		0- 0		0- 0		HOME		1- 1		6- 1		5- 0							
3- 4		0- 0		0- 0		AWAY		0- 0		3- 4		3- 3							
2- 0		0- 0		0- 0		NEUTRAL		0- 0		2- 0		1- 0							
9- 4		0- 0		0- 0		NON-CONFERENCE		1- 1		8- 3		7- 2							
5- 1		0- 0		0- 0		HOME		1- 1		4- 0		4- 0							
2- 3		0- 0		0- 0		AWAY		0- 0		2- 3		2- 2							
2- 0		0- 0		0- 0		NEUTRAL		0- 0		2- 0		1- 0							
3- 2		0- 0		0- 0		CONFERENCE		0- 0		3- 2		2- 1							
2- 1		0- 0		0- 0		HOME		0- 0		2- 1		1- 0							
1- 1		0- 0		0- 0		AWAY		0- 0		1- 1		1- 1							
0- 0		0- 0		0- 0		NEUTRAL		0- 0		0- 0		0- 0							
RPI 1-25				RPI 26-50				RPI 51-100				RPI 101+				Team's RPI: 138			
RPI	S	Opponent	Score	RPI	S	Opponent	Score	RPI	S	Opponent	Score	RPI	S	Opponent	Score				
								59	H	New Mexico	35 59	103	H	Middle Tenn.	45 54				
								80	H	Arkansas	64 61	114	A	Tulane	56 67				
												183	N	Samford	46 33				
												197	H	Charlotte	67 58				
												202	A	Arkansas St.	73 76				
												220	A	Fla. Atlantic	66 72				
												220	H	Fla. Atlantic	75 70				
												221	A	UC Riverside	73 62				
												244	H	Texas Southern	65 55				
												248	N	East Carolina	93 79				
												250	H	CSU Bakersfield	67 56				
												264	A	New Mexico St.	68 76				
												274	H	A&M-Corpus Christi	69 49				
												275	A	FIU	77 76				
												312	A	Cal St. Fullerton	92 91				
												328	H	Houston Baptist	69 62				
LAST 12 Division I GAMES:																			
				103	H	Middle Tenn.	45 54	220	H	Fla. Atlantic	75 70								
				197	H	Charlotte	67 58	114	A	Tulane	56 67								
				220	A	Fla. Atlantic	66 72	183	N	Samford	46 33								
				275	A	FIU	77 76	248	N	East Carolina	93 79								
				221	A	UC Riverside	73 62	264	A	New Mexico St.	68 76								
				312	A	Cal St. Fullerton	92 91	202	A	Arkansas St.	73 76								

U
T
E
P

Non-Div I Games:

UTEP

Loss, Non-Conf, S Site, H Home A Away N Neutral

Average RPI Win: 294
Average RPI Loss: 202

WON-LOST
RECORD

WINNING
PCT. RANK

LAST 10
GAMES

STRENGTH OF
SCHEDULE

OPP. STRENGTH
OF SCHEDULE

TEAM
RPI

ADJ.
RPI

CONF.
RPI

ADJ CONF.
RPI

DIV. I ONLY	7- 9	212	3- 7	343	303	313	313	30	30
DIV. I NON-CONF.	7- 5	132	4- 4	333	279	247	247	30	30
<hr/>									
TOTALS	RPI 1-25	RPI 26-50	W-L RECORDS	RPI 51-100	RPI 101-999	RPI 201+			
7- 9	0- 0	0- 2	OVERALL	0- 0	7- 7	7- 6			
6- 4	0- 0	0- 1	HOME	0- 0	6- 3	6- 3			
1- 5	0- 0	0- 1	AWAY	0- 0	1- 4	1- 3			
0- 0	0- 0	0- 0	NEUTRAL	0- 0	0- 0	0- 0			
7- 5	0- 0	0- 2	NON-CONFERENCE	0- 0	7- 3	7- 2			
6- 1	0- 0	0- 1	HOME	0- 0	6- 0	6- 0			
1- 4	0- 0	0- 1	AWAY	0- 0	1- 3	1- 2			
0- 0	0- 0	0- 0	NEUTRAL	0- 0	0- 0	0- 0			
0- 4	0- 0	0- 0	CONFERENCE	0- 0	0- 4	0- 4			
0- 3	0- 0	0- 0	HOME	0- 0	0- 3	0- 3			
0- 1	0- 0	0- 0	AWAY	0- 0	0- 1	0- 1			
0- 0	0- 0	0- 0	NEUTRAL	0- 0	0- 0	0- 0			

RPI 1-25				RPI 26-50				RPI 51-100				RPI 101+ Team's RPI: 313			
RPI	S	Opponent	Score	RPI	S	Opponent	Score	RPI	S	Opponent	Score	RPI	S	Opponent	Score
				35	H	Southern California	64 71					187	A	Wisconsin	54 82
				43	A	Oklahoma St.	38 80					231	A	Texas Tech	64 80
												250	H	CSU Bakersfield	64 67
												252	H	Grand Canyon	59 65
												261	H	UMKC	52 54
												265	A	North Dakota St.	82 79
												274	A	A&M-Corpus Christi	41 71
												274	H	A&M-Corpus Christi	56 53
												288	A	Utah Valley	60 69
												289	H	Prairie View	78 62
												292	H	UTSA	70 58
												297	H	Massachusetts	67 59
												310	H	Canisius	63 46
												332	H	Florida A&M	51 38
<hr/>															
LAST 12 Division I GAMES:															
				252	H	Grand Canyon	59 65	288	A	Utah Valley	60 69				
				250	H	CSU Bakersfield	64 67	187	A	Wisconsin	54 82				
				261	H	UMKC	52 54	265	A	North Dakota St.	82 79				
				35	H	Southern California	64 71	292	H	UTSA	70 58				
				310	H	Canisius	63 46	297	H	Massachusetts	67 59				
				231	A	Texas Tech	64 80	274	A	A&M-Corpus Christi	41 71				

Non-Div I Games: Texas Lutheran 78 43 Concordia (TX) 67 49 Trinity (TX) 62 57

UTRGV

Loss, Non-Conf, S Site, H Home A Away N Neutral

Average RPI Win: 332
Average RPI Loss: 148

WON-LOST
RECORD

WINNING
PCT. RANK

LAST 10
GAMES

STRENGTH OF
SCHEDULE

OPP. STRENGTH
OF SCHEDULE

TEAM
RPI

ADJ.
RPI

CONF.
RPI

ADJ CONF.
RPI

DIV. I ONLY	2- 13	317	1- 8	139	269	292	292	18	18
DIV. I NON-CONF.	1- 9	318	1- 5	203	260	316	316	19	19
<hr/>									
TOTALS	RPI 1-25	RPI 26-50	W-L RECORDS	RPI 51-100	RPI 101-999	RPI 201+			
2- 13	0- 2	0- 0	OVERALL	0- 1	2- 10	2- 2			
1- 4	0- 0	0- 0	HOME	0- 0	1- 4	1- 0			
0- 9	0- 2	0- 0	AWAY	0- 1	0- 6	0- 2			
1- 0	0- 0	0- 0	NEUTRAL	0- 0	1- 0	1- 0			
1- 9	0- 2	0- 0	NON-CONFERENCE	0- 0	1- 7	1- 2			
0- 3	0- 0	0- 0	HOME	0- 0	0- 3	0- 0			
0- 6	0- 2	0- 0	AWAY	0- 0	0- 4	0- 2			
1- 0	0- 0	0- 0	NEUTRAL	0- 0	1- 0	1- 0			
1- 4	0- 0	0- 0	CONFERENCE	0- 1	1- 3	1- 0			
1- 1	0- 0	0- 0	HOME	0- 0	1- 1	1- 0			
0- 3	0- 0	0- 0	AWAY	0- 1	0- 2	0- 0			
0- 0	0- 0	0- 0	NEUTRAL	0- 0	0- 0	0- 0			

RPI 1-25				RPI 26-50				RPI 51-100				RPI 101+ Team's RPI: 292			
RPI	S	Opponent	Score	RPI	S	Opponent	Score	RPI	S	Opponent	Score	RPI	S	Opponent	Score
9	A	Texas	70 120					56	A	Western Ky.	38 73	103	H	Middle Tenn.	47 62
22	A	Arizona St.	42 74									112	H	Northern Ill.	55 69
												129	A	Rice	52 83
												144	A	Texas St.	38 91
												167	H	UT Arlington	68 69
												179	H	North Dakota	47 60
												189	A	San Diego	69 78
												190	A	Louisiana Tech	55 63
												312	A	Cal St. Fullerton	46 55
												313	A	UTRGV	58 70
												319	H	Old Dominion	64 56
												344	N	Mississippi Val.	68 55
<hr/>															
LAST 12 Division I GAMES:															
319	H	Old Dominion	64 56	56	A	Western Ky.	38 73	144	A	Texas St.	38 91	313	A	UTRGV	58 70
103	H	Middle Tenn.	47 62									344	N	Mississippi Val.	68 55
129	A	Rice	52 83									179	H	North Dakota	47 60
190	A	Louisiana Tech	55 63									112	H	Northern Ill.	55 69
312	A	Cal St. Fullerton	46 55												
189	A	San Diego	69 78												

Non-Div I Games: Sul Ross St. 97 47 Tex. A&M-Commerce 60 69

UTSA

Loss, Non-Conf, S Site, H Home A Away N Neutral

Average RPI Win:	171	WON-LOST	WINNING	LAST 10	STRENGTH OF	OPP. STRENGTH	TEAM	ADJ.	CONF.	ADJ CONF.
Average RPI Loss:	49	RECORD	PCT. RANK	GAMES	SCHEDULE	OF SCHEDULE	RPI	RPI	RPI	RPI
DIV. I ONLY	12- 5	69	6- 4	97	45	76	76	4	4	
DIV. I NON-CONF.	9- 2	34	5- 1	119	143	39	39	3	3	

TOTALS	RPI 1-25	RPI 26-50	W-L RECORDS	RPI 51-100	RPI 101-999	RPI 201+				
12- 5	0- 2	2- 1	OVERALL	1- 1	9- 1	4- 0				
8- 3	0- 2	1- 1	HOME	1- 0	6- 0	3- 0				
4- 2	0- 0	1- 0	AWAY	0- 1	3- 1	1- 0				
0- 0	0- 0	0- 0	NEUTRAL	0- 0	0- 0	0- 0				
9- 2	0- 0	1- 0	NON-CONFERENCE	1- 1	7- 1	3- 0				
7- 0	0- 0	1- 0	HOME	1- 0	5- 0	2- 0				
2- 2	0- 0	0- 0	AWAY	0- 1	2- 1	1- 0				
0- 0	0- 0	0- 0	NEUTRAL	0- 0	0- 0	0- 0				
3- 3	0- 2	1- 1	CONFERENCE	0- 0	2- 0	1- 0				
1- 3	0- 2	0- 1	HOME	0- 0	1- 0	1- 0				
2- 0	0- 0	1- 0	AWAY	0- 0	1- 0	0- 0				
0- 0	0- 0	0- 0	NEUTRAL	0- 0	0- 0	0- 0				

RPI 1-25				RPI 26-50				RPI 51-100				Team's RPI : 76				RPI 101+			
RPI	S	Opponent	Score	RPI	S	Opponent	Score	RPI	S	Opponent	Score	RPI	S	Opponent	Score	RPI	S	Opponent	Score
10	H	UCLA	74 81	35	H	Southern Cal i fornia	47 58	66	H	Saint Mary' s (CA)	74 63	110	A	BYU	68 77				
22	H	Ariz ona St.	81 83	46	H	Purdue	81 68	67	A	Al abama	60 65	130	A	Washi ngton	74 65				
				49	A	Washi ngton St.	81 79					132	A	Weber St.	85 58				
												167	H	UT Ar lington	71 41				
												185	H	Nevada	87 61				
												201	H	Oral Roberts	71 50				
												211	H	Pepperdi ne	89 65				
												278	H	Incarnate Word	90 31				
												290	H	Ari zona	89 55				
												296	A	Utah St.	79 44				
LAST 12 Division I GAMES:																			
10	H	UCLA	74 81	35	H	Southern Cal i fornia	47 58	296	A	Utah St.	79 44	110	A	BYU	68 77				
49	A	Washington St.	81 79	296	A	Utah St.	79 44	110	A	BYU	68 77	211	H	Pepperdi ne	89 65				
130	A	Washington	74 65	110	A	BYU	68 77	66	H	Saint Mary' s (CA)	74 63	66	H	Saint Mary' s (CA)	74 63				
22	H	Ariz ona St.	81 83	211	H	Pepperdi ne	89 65	167	H	UT Ar lington	71 41								
290	H	Ari zona	89 55																
201	H	Oral Roberts	71 50																

Non-Div I Games:

Utah

Average RPI Win: 183

Average RPI Loss: 192

WON-LOST
RECORDWINNING
PCT. RANKLAST 10
GAMESSTRENGTH OF
SCHEDULEOPP. STRENGTH
OF SCHEDULETEAM
RPIADJ.
RPICONF.
RPIADJ CONF.
RPIDIV. I ONLY
DIV. I NON-CONF.3- 14
1- 9308
3182- 8
1- 4186
204288
323296
313296
31316
1616
16

TOTALS

RPI 1-25

RPI 26-50

W-L RECORDS

RPI 51-100

RPI 101-999

RPI 201+

3- 14

0- 0

0- 0

OVERALL

0- 2

3- 12

1- 6

2- 5

0- 0

0- 0

HOME

0- 1

2- 4

1- 1

1- 7

0- 0

0- 0

AWAY

0- 0

1- 7

0- 4

0- 2

0- 0

0- 0

NEUTRAL

0- 1

0- 1

0- 1

1- 9

0- 0

0- 0

NON-CONFERENCE

0- 2

1- 7

0- 5

0- 3

0- 0

0- 0

HOME

0- 1

0- 2

0- 1

1- 4

0- 0

0- 0

AWAY

0- 0

1- 4

0- 3

0- 2

0- 0

0- 0

NEUTRAL

0- 1

0- 1

0- 1

2- 5

0- 0

0- 0

CONFERENCE

0- 0

2- 5

1- 1

2- 2

0- 0

0- 0

HOME

0- 0

2- 2

1- 0

0- 3

0- 0

0- 0

AWAY

0- 0

0- 3

0- 1

0- 0

0- 0

0- 0

NEUTRAL

0- 0

0- 0

0- 0

RPI 1-25

RPI 26-50

RPI 51-100

RPI 101+

Team's RPI: 296

RPI S Opponent Score

RPI S Opponent Score

RPI S Opponent Score

RPI S Opponent Score

69 N Oregon St. 55 94
76 H Utah 44 79104 H UNLV 54 63
110 A BYU 76 69
139 A Idaho St. 44 64
174 A Colorado St. 45 56
177 H Boise St. 42 64
178 A Fresno St. 56 57
185 H Nevada 79 57
198 H Denver 72 74
205 A UC Irvine 84 87
229 N Montana St. 52 64
255 H San Diego St. 62 58
257 A San Jose St. 66 79
288 A Utah Valley 43 61
290 H Arizona 49 65
303 A Southern Utah 67 70

LAST 12 Division I GAMES:

185 H Nevada 79 57 177 H Boise St. 42 64
174 A Colorado St. 45 56 76 H Utah 44 79
104 H UNLV 54 63 198 H Denver 72 74
178 A Fresno St. 56 57 288 A Utah Valley 43 61
255 H San Diego St. 62 58 110 A BYU 76 69
257 A San Jose St. 66 79 69 N Oregon St. 55 94

Non-Div I Games:

Dixie St.

92 72

Utah St.

Average RPI Win: 283		WON-LOST RECORD	WINNING PCT. RANK	LAST 10 GAMES	STRENGTH OF SCHEDULE	OPP. STRENGTH OF SCHEDULE	TEAM RPI	ADJ. RPI	CONF. RPI	ADJ. CONF. RPI
Average RPI Loss: 194										
DIV. I ONLY		7- 10	222	5- 4	338	294	288	288	30	30
DIV. I NON-CONF.		4- 9	249	3- 4	321	292	324	324	30	30
TOTALS		RPI 1-25	RPI 26-50	W-L RECORDS		RPI 51-100	RPI 101-999	RPI 201+		
7- 10	0- 0		0- 0	OVERALL		0- 1	7- 9	6- 4		
5- 2	0- 0		0- 0	HOME		0- 0	5- 2	4- 1		
2- 8	0- 0		0- 0	AWAY		0- 0	2- 1	2- 1		
0- 0	0- 0		0- 0	NEUTRAL		0- 0	0- 0	0- 0		
4- 9	0- 0		0- 0	NON-CONFERENCE		0- 1	4- 8	3- 3		
4- 2	0- 0		0- 0	HOME		0- 0	4- 2	3- 1		
0- 7	0- 0		0- 0	AWAY		0- 1	0- 6	0- 2		
0- 0	0- 0		0- 0	NEUTRAL		0- 0	0- 0	0- 0		
3- 1	0- 0		0- 0	CONFERENCE		0- 0	3- 1	3- 1		
1- 0	0- 0		0- 0	HOME		0- 0	1- 0	1- 0		
2- 1	0- 0		0- 0	AWAY		0- 0	2- 1	2- 1		
0- 0	0- 0		0- 0	NEUTRAL		0- 0	0- 0	0- 0		

RPI 1-25				RPI 26-50				RPI 51-100				RPI 101+ Team's RPI: 288			
RPI	S	Opponent	Score	RPI	S	Opponent	Score	RPI	S	Opponent	Score	RPI	S	Opponent	Score
								69	A	Oregon St.	41 98	110	A	BYU	54 75
												132	A	Weber St.	57 75
												139	H	Idaho St.	58 70
												168	H	Cal Poly	89 70
												193	A	Eastern Wash.	41 61
												198	A	Denver	53 72
												211	A	Pepperdine	44 71
												250	A	CSU Bakersfield	58 63
												261	A	UMKC	66 59
												296	H	Utah St.	61 43
												303	H	Southern Utah	69 61
												304	H	Air Force	59 56
												312	H	Cal St. Fullerton	36 73
												313	H	UTRGV	69 60
												322	A	Portland	64 71
												335	A	Chicago St.	68 30
LAST 12 Division I GAMES:															
335	A	Chicago St.	68 30	313	H	UTRGV	69 60								
261	A	UMKC	66 59	139	H	Idaho St.	58 70								
250	A	CSU Bakersfield	58 63	296	H	Utah St.	61 43								
198	A	Denver	53 72	304	H	Air Force	59 56								
312	H	Cal St. Fullerton	36 73	211	A	Pepperdine	44 71								
168	H	Cal Poly	89 70	303	H	Southern Utah	69 61								

Non-Div I Games:	Di xie St.	72	63	Antel ope Val ley	78	54
------------------	------------	----	----	-------------------	----	----

Utah Valley

■ Loss, ■ Non-Conf, S Site, H Home A Away N Neutral

V
C
U

V
C
U

VCU

Average RPI Win:	300	WON-LOST	WINNING	LAST 10	STRENGTH OF	OPP. STRENGTH	TEAM	ADJ.	CONF.	ADJ CONF.
Average RPI Loss:	134	RECORD	PCT. RANK	GAMES	SCHEDULE	OF SCHEDULE	RPI	RPI	RPI	RPI
DIV. I ONLY	7- 7	165	5- 4	332	205	247	247	24	24	
DIV. I NON-CONF.	5- 4	146	4- 2	340	218	236	236	22	22	

TOTALS	RPI 1-25	RPI 26-50	W-L RECORDS	RPI 51-100	RPI 101-999	RPI 201+				
7- 7	0- 0	0- 1	OVERALL	0- 0	7- 6	7- 0				
5- 1	0- 0	0- 0	HOME	0- 0	5- 1	5- 0				
2- 6	0- 0	0- 0	AWAY	0- 0	2- 0	2- 0				
0- 0	0- 0	0- 0	NEUTRAL	0- 0	0- 0	0- 0				
5- 4	0- 0	0- 1	NON-CONFERENCE	0- 0	5- 3	5- 0				
3- 0	0- 0	0- 0	HOME	0- 0	3- 0	3- 0				
2- 4	0- 0	0- 1	AWAY	0- 0	2- 3	2- 0				
0- 0	0- 0	0- 0	NEUTRAL	0- 0	0- 0	0- 0				
2- 3	0- 0	0- 0	CONFERENCE	0- 0	2- 3	2- 0				
2- 1	0- 0	0- 0	HOME	0- 0	2- 1	2- 0				
0- 2	0- 0	0- 0	AWAY	0- 0	0- 2	0- 0				
0- 0	0- 0	0- 0	NEUTRAL	0- 0	0- 0	0- 0				

RPI	S	Opponent	Score	RPI	S	Opponent	Score	RPI	S	Opponent	Score	RPI	S	Opponent	Score	Team's RPI: 247
46	A	Purdue	49	95								118	A	Miami (OH)	68	77
												124	A	Bowling Green	77	90
												128	A	Drake	50	86
												145	A	Liberty	40	61
												184	H	Bradley	69	88
												195	A	UNI	56	77
												243	H	Illinois St.	56	50
												252	H	Grand Canyon	80	75
												286	H	Loyola Chicago	76	60
												293	H	Fort Wayne	68	50
												335	H	Chicago St.	71	60
												340	A	Eastern Ill.	76	67
												349	A	Longwood	81	68
LAST 12 Division I GAMES:																
184	H	Bradley	69	88	286	H	Loyola Chicago	76	60							
243	H	Illinois St.	56	50	335	H	Chicago St.	71	60							
195	A	UNI	56	77	46	A	Purdue	49	95							
128	A	Drake	50	86	349	A	Longwood	81	68							
293	H	Fort Wayne	68	50	145	A	Liberty	40	61							
340	A	Eastern Ill.	76	67	124	A	Bowling Green	77	90							

Non-Div I Games: Ind.-Northwest 99 59 Ind.-Kokomo 81 47

Valparaiso

Average RPI Win:	142	WON-LOST	WINNING	LAST 10	STRENGTH OF	OPP. STRENGTH	TEAM	ADJ.	CONF.	ADJ CONF.
Average RPI Loss:	59	RECORD	PCT. RANK	GAMES	SCHEDULE	OF SCHEDULE	RPI	RPI	RPI	RPI
DIV. I ONLY	5- 15	289	2- 8	10	22	127	127	2	2	
DIV. I NON-CONF.	4- 10	267	2- 4	32	24	152	152	2	2	

TOTALS	RPI 1-25	RPI 26-50	W-L RECORDS	RPI 51-100	RPI 101-999	RPI 201+				
5- 15	0- 7	0- 3	OVERALL	1- 1	4- 4	1- 0				
3- 8	0- 4	0- 1	HOME	0- 1	3- 2	1- 0				
2- 5	0- 2	0- 2	AWAY	1- 0	1- 1	0- 0				
0- 2	0- 1	0- 0	NEUTRAL	0- 0	0- 1	0- 0				
4- 10	0- 3	0- 2	NON-CONFERENCE	1- 1	3- 4	1- 0				
2- 5	0- 1	0- 1	HOME	0- 1	2- 2	1- 0				
2- 3	0- 1	0- 1	AWAY	1- 0	1- 1	0- 0				
0- 2	0- 1	0- 0	NEUTRAL	0- 0	0- 1	0- 0				
1- 5	0- 4	0- 1	CONFERENCE	0- 0	1- 0	0- 0				
1- 3	0- 3	0- 0	HOME	0- 0	1- 0	0- 0				
0- 2	0- 1	0- 1	AWAY	0- 0	0- 0	0- 0				
0- 0	0- 0	0- 0	NEUTRAL	0- 0	0- 0	0- 0				

RPI 1-25				RPI 26-50				RPI 51-100				RPI 101+ Team's RPI: 127			
RPI	S	Opponent	Score	RPI	S	Opponent	Score	RPI	S	Opponent	Score	RPI	S	Opponent	Score
4	A	Louisville	57 79	39	H	Bail St.	79 88	71	H	Belmont	74 111	103	H	Middle Tenn.	54 65
8	A	Tennessee	73 86	41	A	Central Mich.	75 92	91	A	George Washington	69 59	108	H	Kentucky	70 55
13	H	Missouri	70 81	45	A	LSU	65 85					114	A	Tulane	59 71
18	H	South Carolina	82 95									120	A	Saint Louis	74 69
21	H	NC State	72 83									147	H	Iowa St.	77 74
24	H	Georgia	52 81									170	H	Memphis	60 71
25	N	Syracuse	78 84									187	N	Wisconsin	71 73
												246	H	Lipscomb	92 82

LAST 12 Division I GAMES:															
108	H	Kentucky	70 55	18	H	South Carolina	82 95	71	H	Belmont	74 111				
13	H	Missouri	70 81	21	H	NC State	72 83	170	H	Memphis	60 71				
8	A	Tennessee	73 86	4	A	Louisville	57 79								
24	H	Georgia	52 81	147	H	Iowa St.	77 74								
45	A	LSU	65 85												
246	H	Lipscomb	92 82												

Non-Div I Games:

Vanderbilt

ADJ CONF.
RPI

DIV. I ONLY	4- 13	294	3- 7	285	212	314	314	20	20
DIV. I NON-CONF.	2- 10	300	1- 6	260	139	330	330	23	23
TOTALS	RPI 1-25	RPI 26-50	W-L RECORDS	RPI 51-100	RPI 101-999	RPI 201+			
4- 13	0- 0	0- 0	OVERALL	0- 4	4- 9	4- 5			
3- 6	0- 0	0- 0	HOME	0- 2	3- 4	3- 1			
1- 7	0- 0	0- 0	AWAY	0- 0	1- 0	1- 0			
0- 0	0- 0	0- 0	NEUTRAL	0- 0	0- 0	0- 0			
2- 10	0- 0	0- 0	NON-CONFERENCE	0- 3	2- 7	2- 4			
2- 5	0- 0	0- 0	HOME	0- 2	2- 3	2- 1			
0- 5	0- 0	0- 0	AWAY	0- 1	0- 4	0- 3			
0- 0	0- 0	0- 0	NEUTRAL	0- 0	0- 0	0- 0			
2- 3	0- 0	0- 0	CONFERENCE	0- 1	2- 2	2- 1			
1- 1	0- 0	0- 0	HOME	0- 0	1- 1	1- 0			
1- 2	0- 0	0- 0	AWAY	0- 1	1- 1	1- 1			
0- 0	0- 0	0- 0	NEUTRAL	0- 0	0- 0	0- 0			

RPI 1-25				RPI 26-50				RPI 51-100				RPI 101+ Team's RPI: 314			
RPI	S	Opponent	Score	RPI	S	Opponent	Score	RPI	S	Opponent	Score	RPI	S	Opponent	Score
								61	A	Miami (FL)	49 73	102	A	Dartmouth	56 66
								65	H	American	62 64	157	H	New Hampshire	49 52
								81	A	Maine	55 64	171	H	Boston U.	41 57
								89	H	James Madison	56 68	176	H	Columbia	66 73
												204	H	Northeastern	66 71
												216	A	Stony Brook	57 80
												218	A	Holy Cross	53 64
												228	H	Howard	88 65
												271	A	Rider	49 64
												275	A	FIU	70 80
												302	H	Central Conn. St.	62 48
												337	A	UMBC	72 58
												348	H	UMass Lowell	63 55
LAST 12 Division I GAMES:															
				81	A	Maine	55 64	157	H	New Hampshire	49 52				
				216	A	Stony Brook	57 80	204	H	Northeastern	66 71				
				337	A	UMBC	72 58	218	A	Holy Cross	53 64				
				348	H	UMass Lowell	63 55	171	H	Boston U.	41 57				
				275	A	FIU	70 80	271	A	Rider	49 64				
				302	H	Central Conn. St.	62 48	89	H	James Madison	56 68				

Vermont

Average RPI Win:	131	WON-LOST	WINNING	LAST 10	STRENGTH OF	OPP. STRENGTH	TEAM	ADJ.	CONF.	ADJ CONF.
Average RPI Loss:	73	RECORD	PCT. RANK	GAMES	SCHEDULE	OF SCHEDULE	RPI	RPI	RPI	RPI
DIV. I ONLY	14- 4	38	6- 4	32	56	20	20	6	6	
DIV. I NON-CONF.	10- 1	16	4- 1	14	122	9	9	5	5	

TOTALS	RPI 1-25	RPI 26-50	W-L RECORDS	RPI 51-100	RPI 101-999	RPI 201+				
14- 4	1- 0	1- 1	OVERALL	3- 2	9- 1	1- 0				
3- 2	1- 0	0- 0	HOME	0- 1	2- 1	0- 0				
8- 2	0- 0	1- 1	AWAY	1- 1	6- 0	1- 0				
3- 0	0- 0	0- 0	NEUTRAL	2- 0	1- 0	0- 0				
10- 1	1- 0	1- 0	NON-CONFERENCE	2- 0	6- 1	1- 0				
2- 1	1- 0	0- 0	HOME	0- 0	1- 1	0- 0				
5- 0	0- 0	1- 0	AWAY	0- 0	4- 0	1- 0				
3- 0	0- 0	0- 0	NEUTRAL	2- 0	1- 0	0- 0				
4- 3	0- 0	0- 1	CONFERENCE	1- 2	3- 0	0- 0				
1- 1	0- 0	0- 0	HOME	0- 1	1- 0	0- 0				
3- 2	0- 0	0- 1	AWAY	1- 1	2- 0	0- 0				
0- 0	0- 0	0- 0	NEUTRAL	0- 0	0- 0	0- 0				

RPI	S	Opponent	Score	RPI	S	Opponent	Score	RPI	S	Opponent	Score	RPI	S	Opponent	Score
14	H	Duke	64 55	34	A	St. John's (NY)	64 70	57	A	Creighton	54 69	116	A	Hartford	71 53
				47	A	Princeton	62 59	65	N	American	65 60	121	H	Penn	77 79
								79	H	Butler	53 76	141	H	Xavier	75 57
								89	N	James Madison	60 57	153	H	Saint Joseph's	79 44
								100	A	Seton Hall	67 59	154	A	Georgetown	60 58
												158	A	Providence	63 55
												164	N	Lehigh	62 42
												174	A	Temple	69 65
												180	A	La Salle	76 49
												277	A	Fairfield	73 44

LAST 12 Division I GAMES:															
34	A	St. John's (NY)	64 70	121	H	Penn	77 79	57	A	Creighton	54 69	180	A	La Salle	76 49
100	A	Seton Hall	67 59	174	A	Temple	69 65	277	A	Fairfield	73 44	153	H	Saint Joseph's	79 44
154	A	Georgetown	60 58	79	H	Butler	53 76								
141	H	Xavier	75 57	158	A	Providence	63 55								

Non-Div I Games:

Villanova

Average RPI Win:	141	WON-LOST	WINNING	LAST 10	STRENGTH OF	OPP. STRENGTH	TEAM	ADJ.	CONF.	ADJ CONF.
Average RPI Loss:	31	RECORD	PCT. RANK	GAMES	SCHEDULE	OF SCHEDULE	RPI	RPI	RPI	RPI
DIV. I ONLY	12- 7	100	8- 2	17	15	44	44	1	1	
DIV. I NON-CONF.	7- 6	165	4- 2	26	15	79	79	1	1	

TOTALS	RPI 1-25	RPI 26-50	W-L RECORDS	RPI 51-100	RPI 101-999	RPI 201+				
12- 7	2- 4	0- 1	OVERALL	3- 2	7- 0	3- 0				
8- 3	1- 1	0- 1	HOME	1- 1	6- 0	3- 0				
2- 4	1- 3	0- 0	AWAY	0- 1	1- 0	0- 0				
2- 0	0- 0	0- 0	NEUTRAL	2- 0	0- 0	0- 0				
7- 6	0- 3	0- 1	NON-CONFERENCE	3- 2	4- 0	3- 0				
5- 3	0- 1	0- 1	HOME	1- 1	4- 0	3- 0				
0- 3	0- 2	0- 0	AWAY	0- 1	0- 0	0- 0				
2- 0	0- 0	0- 0	NEUTRAL	2- 0	0- 0	0- 0				
5- 1	2- 1	0- 0	CONFERENCE	0- 0	3- 0	0- 0				
3- 0	1- 0	0- 0	HOME	0- 0	2- 0	0- 0				
2- 1	1- 1	0- 0	AWAY	0- 0	1- 0	0- 0				
0- 0	0- 0	0- 0	NEUTRAL	0- 0	0- 0	0- 0				

RPI	S	Opponent	Score	RPI	S	Opponent	Score	RPI	S	Opponent	Score	RPI	S	Opponent	Score
3	A	Mississippi St.	53 68	36	H	Maryland	59 60	62	A	Dayton	46 61	125	H	Clemson	70 41
11	A	Rutgers	43 52					70	H	Duquesne	63 74	155	H	Hampton	66 62
14	A	Duke	48 55					78	N	Indiana	82 72	166	H	Pittsburgh	62 50
21	A	NC State	73 63					85	N	Ohio	77 59	172	A	Boston College	68 57
24	H	Georgia	61 64					94	H	Harvard	50 48	227	H	UNCG	68 50
25	H	Syracuse	68 63									236	H	Manhattan	69 47
												302	H	Central Conn. St.	103 59

LAST 12 Division I GAMES:															
172	A	Boston College	68 57	14	A	Duke	48 55	78	N	Indiana	82 72	85	N	Ohio	77 59
125	H	Clemson	70 41	11	A	Rutgers	43 52	227	H	UNCG	68 50	36	H	Maryland	59 60
21	A	NC State	73 63	25	H	Syracuse	68 63								
166	H	Pittsburgh	62 50	236	H	Manhattan	69 47								

Non-Div I Games:

Virginia

Average RPI Win:	318	WON-LOST	WINNING	LAST 10	STRENGTH OF	OPP. STRENGTH	TEAM	ADJ.	CONF.	ADJ CONF.
Average RPI Loss:	193	RECORD	PCT. RANK	GAMES	SCHEDULE	OF SCHEDULE	RPI	RPI	RPI	RPI
DIV. I ONLY	2- 14	323	2- 8	244	313	317	317	28	28	
DIV. I NON-CONF.	1- 9	318	1- 5	102	276	292	292	28	28	

TOTALS	RPI 1-25	RPI 26-50	W-L RECORDS	RPI 51-100	RPI 101-999	RPI 201+				
2- 14	0- 0	0- 1	OVERALL	0- 3	2- 10	2- 8				
1- 4	0- 0	0- 1	HOME	0- 0	1- 3	1- 2				
1- 10	0- 0	0- 0	AWAY	0- 3	1- 7	1- 6				
0- 0	0- 0	0- 0	NEUTRAL	0- 0	0- 0	0- 0				
1- 9	0- 0	0- 1	NON-CONFERENCE	0- 3	1- 5	1- 3				
1- 2	0- 0	0- 1	HOME	0- 0	1- 1	1- 0				
0- 7	0- 0	0- 0	AWAY	0- 3	0- 4	0- 3				
0- 0	0- 0	0- 0	NEUTRAL	0- 0	0- 0	0- 0				
1- 5	0- 0	0- 0	CONFERENCE	0- 0	1- 5	1- 5				
0- 2	0- 0	0- 0	HOME	0- 0	0- 2	0- 2				
1- 3	0- 0	0- 0	AWAY	0- 0	1- 3	1- 3				
0- 0	0- 0	0- 0	NEUTRAL	0- 0	0- 0	0- 0				

RPI	S	Opponent	Score	RPI	S	Opponent	Score	RPI	S	Opponent	Score	RPI	S	Opponent	Score	Team's RPI: 317
47	H	Princeton	37 58	52	A	Albany (NY)	44 89	157	H	New Hampshire	53 65	174	A	Temple	36 70	
				63	A	Virginia Tech	32 99	216	A	Stony Brook	50 69	239	A	Lafayette	52 70	
				89	A	James Madison	45 68	245	A	LIU Brooklyn	69 74	259	H	Sacred Heart	55 72	
								279	A	St. Francis Brooklyn	76 80	282	A	Towson	42 64	
								287	A	Bryant	75 66	295	H	Fairleigh Dickinson	64 74	
								302	A	Central Conn. St.	56 59	349	H	Longwood	60 43	

LAST 12 Division I GAMES:																
245	A	LIU Brooklyn	69 74	279	A	St. Francis Brooklyn	76 80									
259	H	Sacred Heart	55 72	47	H	Princeton	37 58									
295	H	Fairleigh Dickinson	64 74	349	H	Longwood	60 43									
302	A	Central Conn. St.	56 59	282	A	Towson	42 64									
287	A	Bryant	75 66	216	A	Stony Brook	50 69									
239	A	Lafayette	52 70	52	A	Albany (NY)	44 89									

Non-Div I Games: Staten Island 63 58

Wagner

Average RPI Win:	194	WON-LOST	WINNING	LAST 10	STRENGTH OF	OPP. STRENGTH	TEAM	ADJ.	CONF.	ADJ CONF.
Average RPI Loss:	62	RECORD	PCT. RANK	GAMES	SCHEDULE	OF SCHEDULE	RPI	RPI	RPI	RPI
DIV. I ONLY	10- 9	164	6- 4	57	39	101	101	1	1	
DIV. I NON-CONF.	8- 5	112	6- 0	200	109	127	127	1	1	

TOTALS	RPI 1-25	RPI 26-50	W-L RECORDS	RPI 51-100	RPI 101-999	RPI 201+				
10- 9	0- 4	0- 1	OVERALL	2- 3	8- 1	5- 1				
5- 5	0- 3	0- 0	HOME	1- 2	4- 0	3- 0				
5- 2	0- 1	0- 0	AWAY	1- 1	4- 0	2- 0				
0- 2	0- 0	0- 1	NEUTRAL	0- 0	0- 1	0- 1				
8- 5	0- 1	0- 1	NON-CONFERENCE	1- 2	7- 1	5- 1				
5- 1	0- 0	0- 0	HOME	1- 1	4- 0	3- 0				
3- 2	0- 1	0- 0	AWAY	0- 1	3- 0	2- 0				
0- 2	0- 0	0- 1	NEUTRAL	0- 0	0- 1	0- 1				
2- 4	0- 3	0- 0	CONFERENCE	1- 1	1- 0	0- 0				
0- 4	0- 3	0- 0	HOME	0- 1	0- 0	0- 0				
2- 0	0- 0	0- 0	AWAY	1- 0	1- 0	0- 0				
0- 0	0- 0	0- 0	NEUTRAL	0- 0	0- 0	0- 0				

RPI 1-25				RPI 26-50				RPI 51-100				RPI 101+				Team's RPI: 101
RPI	S	Opponent	Score	RPI	S	Opponent	Score	RPI	S	Opponent	Score	RPI	S	Opponent	Score	
2	H	Notre Dame	73 96	50	N	Minnesota	81 93	61	A	Miami (FL)	61 50	141	A	Xavier	62 57	
6	H	Florida St.	79 81					75	A	Penn St.	58 68	166	A	Pittsburgh	58 49	
11	A	Rutgers	51 65					83	H	Elon	53 51	197	H	Charlotte	71 69	
14	H	Duke	67 80					88	H	North Carolina	76 79	215	N	Hofstra	66 69	
								100	H	Seton Hall	57 67	222	A	Richmond	85 81	
												233	A	Col. of Charleston	77 40	
												244	H	Texas Southern	73 56	
												285	H	Appalachian St.	78 49	
												309	H	UMES	92 50	

LAST 12 Division I GAMES:																
88	H	North Carolina	76 79	6	H	Florida St.	79 81	197	H	Charlotte	71 69					
14	H	Duke	67 80	309	H	UMES	92 50	285	H	Appalachian St.	78 49					
61	A	Miami (FL)	61 50	141	A	Xavier	62 57	83	H	Elon	53 51					
166	A	Pittsburgh	58 49													
2	H	Notre Dame	73 96													
233	A	Col. of Charleston	77 40													

Non-Div I Games:

Wake Forest

Average RPI	Win:	194	WON-LOST	WINNING	LAST 10	STRENGTH OF	OPP. STRENGTH	TEAM	ADJ.	CONF.	ADJ CONF.
Average RPI	Loss:	65	RECORD	PCT. RANK	GAMES	SCHEDULE	OF SCHEDULE	RPI	RPI	RPI	RPI
DIV. I ONLY		6- 12		263	2- 8	27	36	130	130	4	4
DIV. I NON-CONF.		6- 5		153	3- 2	67	82	107	107	3	3

TOTALS	RPI 1-25		RPI 26-50		W-L RECORDS		RPI 51-100		RPI 101-999		RPI 201+
6- 12	0- 4		0- 2		OVERALL		1- 3		5- 3		4- 0
4- 3	0- 0		0- 0		HOME		0- 1		4- 2		3- 0
1- 7	0- 3		0- 2		AWAY		0- 1		1- 1		1- 0
1- 2	0- 1		0- 0		NEUTRAL		1- 1		0- 0		0- 0
6- 5	0- 2		0- 0		NON-CONFERENCE		1- 1		5- 2		4- 0
4- 1	0- 0		0- 0		HOME		0- 0		4- 1		3- 0
1- 2	0- 1		0- 0		AWAY		0- 0		1- 1		1- 0
1- 2	0- 1		0- 0		NEUTRAL		1- 1		0- 0		0- 0
0- 7	0- 2		0- 2		CONFERENCE		0- 2		0- 1		0- 0
0- 2	0- 0		0- 0		HOME		0- 1		0- 1		0- 0
0- 5	0- 2		0- 2		AWAY		0- 1		0- 0		0- 0
0- 0	0- 0		0- 0		NEUTRAL		0- 0		0- 0		0- 0

RPI 1-25				RPI 26-50				RPI 51-100				RPI 101+ Team's RPI: 130			
RPI	S	Opponent	Score	RPI	S	Opponent	Score	RPI	S	Opponent	Score	RPI	S	Opponent	Score
5	A	Oregon	83 94	32	A	Stanford	45 71	57	N	Creighton	67 64	110	H	BYU	80 72
7	A	Ohio St.	76 85	49	A	Washington St.	75 78	69	A	Oregon St.	63 75	111	H	Colorado	61 66
9	N	Texas	68 92					76	H	Utah	65 74	139	H	Idaho St.	59 79
23	A	Cal i fornia	60 69					88	N	North Carolina	78 90	177	A	Boise St.	62 85
												206	A	Idaho	81 69
												214	H	Seattle U	84 76
												252	H	Grand Canyon	79 65
												322	H	Portland	93 67

LAST 12 Division I GAMES:															
32	A	Stanford	45 71	49	A	Washington St.	75 78	214	H	Seattle U	84 76				
23	A	Cal i fornia	60 69					88	N	North Carolina	78 90				
111	H	Colorado	61 66					252	H	Grand Canyon	79 65				
76	H	Utah	65 74					177	A	Boise St.	62 85				
5	A	Oregon	83 94					322	H	Portland	93 67				
69	A	Oregon St.	63 75												

Non-Div I Games:

Washington

Average RPI Win:	116	WON-LOST	WINNING	LAST 10	STRENGTH OF	OPP. STRENGTH	TEAM	ADJ.	CONF.	ADJ CONF.
Average RPI Loss:	51	RECORD	PCT. RANK	GAMES	SCHEDULE	OF SCHEDULE	RPI	RPI	RPI	RPI
DIV. I ONLY	9- 10	187	4- 6	7	28	49	49	4	4	
DIV. I NON-CONF.	7- 5	132	4- 1	7	51	33	33	3	3	

TOTALS	RPI 1-25	RPI 26-50	W-L RECORDS	RPI 51-100	RPI 101-999	RPI 201+				
9- 10	1- 3	0- 1	OVERALL	1- 5	7- 1	0- 0				
4- 3	0- 0	0- 0	HOME	0- 2	4- 1	0- 0				
3- 6	0- 2	0- 1	AWAY	1- 3	2- 0	0- 0				
2- 1	1- 1	0- 0	NEUTRAL	0- 0	1- 0	0- 0				
7- 5	1- 1	0- 0	NON-CONFERENCE	1- 3	5- 1	0- 0				
2- 2	0- 0	0- 0	HOME	0- 1	2- 1	0- 0				
3- 2	0- 0	0- 0	AWAY	1- 2	2- 0	0- 0				
2- 1	1- 1	0- 0	NEUTRAL	0- 0	1- 0	0- 0				
2- 5	0- 2	0- 1	CONFERENCE	0- 2	2- 0	0- 0				
2- 1	0- 0	0- 0	HOME	0- 1	2- 0	0- 0				
0- 4	0- 2	0- 1	AWAY	0- 1	0- 0	0- 0				
0- 0	0- 0	0- 0	NEUTRAL	0- 0	0- 0	0- 0				

RPI 1-25				RPI 26-50				Team's RPI: 49				RPI 51-100				RPI 101+			
RPI	S	Opponent	Score	RPI	S	Opponent	Score					RPI	S	Opponent	Score	RPI	S	Opponent	Score
5	A	Oregon	56 89	32	A	Stanford	57 70					54	H	Gonzaga	56 64	108	H	Kentucky	68 73
11	N	Rutgers	63 60									58	A	UC Davis	76 91	111	H	Colorado	89 75
19	N	South Fla.	45 82									66	A	Saint Mary's (CA)	75 81	120	H	Saint Louis	85 63
23	A	Cal i fornia	60 66									69	A	Oregon St.	53 71	130	H	Washi ngton	78 75
												73	A	Nebraska	73 61	134	N	ETSU	80 76
												76	H	Utah	79 81	139	H	Idaho St.	72 55
																151	A	San Franci sco	74 70
																177	A	Boi se St.	61 53

LAST 12 Division I GAMES:																			
23	A	Cal i fornia	60 66	130	H	Washi ngton	78 75												
32	A	Stanford	57 70	73	A	Nebraska	73 61												
76	H	Utah	79 81	177	A	Boi se St.	61 53												
111	H	Col orado	89 75	54	H	Gonzaga	56 64												
69	A	Oregon St.	53 71	120	H	Sai nt Loui s	85 63												
5	A	Oregon	56 89	139	H	Idaho St.	72 55												

Non-Div I Games:

Washington St.

Average RPI Win:	232	WON-LOST	WINNING	LAST 10	STRENGTH OF	OPP. STRENGTH	TEAM	ADJ.	CONF.	ADJ CONF.
Average RPI Loss:	145	RECORD	PCT. RANK	GAMES	SCHEDULE	OF SCHEDULE	RPI	RPI	RPI	RPI
DIV. I ONLY	11- 4	63	8- 2	316	129	132	132	19	19	
DIV. I NON-CONF.	6- 3	87	4- 2	323	118	173	173	14	14	

TOTALS	RPI 1-25	RPI 26-50	W-L RECORDS	RPI 51-100	RPI 101-999	RPI 201+				
11- 4	0- 1	1- 0	OVERALL	0- 1	10- 2	8- 1				
6- 1	0- 0	1- 0	HOME	0- 1	5- 0	4- 0				
5- 3	0- 1	0- 0	AWAY	0- 0	5- 2	4- 1				
0- 0	0- 0	0- 0	NEUTRAL	0- 0	0- 0	0- 0				
6- 3	0- 1	0- 0	NON-CONFERENCE	0- 1	6- 1	6- 0				
4- 1	0- 0	0- 0	HOME	0- 1	4- 0	4- 0				
2- 2	0- 1	0- 0	AWAY	0- 0	2- 1	2- 0				
0- 0	0- 0	0- 0	NEUTRAL	0- 0	0- 0	0- 0				
5- 1	0- 0	1- 0	CONFERENCE	0- 0	4- 1	2- 1				
2- 0	0- 0	1- 0	HOME	0- 0	1- 0	0- 0				
3- 1	0- 0	0- 0	AWAY	0- 0	3- 1	2- 1				
0- 0	0- 0	0- 0	NEUTRAL	0- 0	0- 0	0- 0				

RPI 1-25				RPI 26-50				RPI 51-100				RPI 101+ Team's RPI: 132			
RPI	S	Opponent	Score	RPI	S	Opponent	Score	RPI	S	Opponent	Score	RPI	S	Opponent	Score
5	A	Oregon	87 114	33	H	Northern Colo.	82 73	76	H	Utah	58 85	139	A	Idaho St.	76 70
												178	A	Fresno St.	78 81
												179	H	North Dakota	80 69
												211	H	Pepperdine	71 61
												230	A	CSUN	64 61
												269	A	Sacramento St.	78 56
												278	H	Incarinate Word	79 55
												288	H	Utah Valley	75 57
												303	A	Southern Utah	77 64
												304	H	Air Force	62 52
												320	A	Northern Ariz.	75 76
												322	A	Portland	91 70
LAST 12 Division I GAMES:															
179	H	North Dakota	80 69	269	A	Sacramento St.	78 56								
33	H	Northern Colo.	82 73	322	A	Portland	91 70								
303	A	Southern Utah	77 64	304	H	Air Force	62 52								
320	A	Northern Ariz.	75 76	211	H	Pepperdine	71 61								
139	A	Idaho St.	76 70	5	A	Oregon	87 114								
178	A	Fresno St.	78 81	230	A	CSUN	64 61								

Non-Div I Games: Westminster (UT) 64 58 Antelope Valley 80 70

Weber St.

Average RPI	Win:	169	WON-LOST	WINNING	LAST 10	STRENGTH OF	OPP. STRENGTH	TEAM	ADJ.	CONF.	ADJ CONF.
Average RPI	Loss:	49	RECORD	PCT. RANK	GAMES	SCHEDULE	OF SCHEDULE	RPI	RPI	RPI	RPI
DIV. I ONLY	15- 4	32	6- 4	56	80	40	40	5	5		
DIV. I NON-CONF.	12- 0	1	5- 0	173	151	21	21	6	6		

TOTALS	RPI 1-25		RPI 26-50		W-L RECORDS		RPI 51-100		RPI 101-999		RPI 201+
15- 4	1- 1		0- 1		OVERALL		4- 2		10- 0		7- 0
8- 2	0- 0		0- 0		HOME		0- 2		8- 0		6- 0
3- 2	1- 1		0- 1		AWAY		1- 0		1- 0		0- 0
4- 0	0- 0		0- 0		NEUTRAL		3- 0		1- 0		1- 0
12- 0	1- 0		0- 0		NON-CONFERENCE		3- 0		8- 0		7- 0
7- 0	0- 0		0- 0		HOME		0- 0		7- 0		6- 0
1- 0	1- 0		0- 0		AWAY		0- 0		0- 0		0- 0
4- 0	0- 0		0- 0		NEUTRAL		3- 0		1- 0		1- 0
3- 4	0- 1		0- 1		CONFERENCE		1- 2		2- 0		0- 0
1- 2	0- 0		0- 0		HOME		0- 2		1- 0		0- 0
2- 2	0- 1		0- 1		AWAY		1- 0		1- 0		0- 0
0- 0	0- 0		0- 0		NEUTRAL		0- 0		0- 0		0- 0

RPI	S	Opponent	Score	RPI	S	Opponent	Score	Team's RPI: 40	RPI	S	Opponent	Score	RPI	S	Opponent	Score
9	A	Texas	58 79	43	A	Oklahoma St.	73 79		63	N	Virginia Tech	79 61	122	A	Kansas	74 54
15	A	Texas A&M	70 56						64	N	Drexel	75 42	147	H	Iowa St.	57 49
									68	H	Kansas St.	52 60	166	H	Pittsburgh	73 52
									74	A	TCU	87 82	218	N	Radford	75 55
									74	H	TCU	74 76	224	H	Morehead St.	66 56
									79	N	Butler	75 68	226	H	North Florida	87 59
													251	H	Morgan St.	84 41
													269	H	Sacramento St.	101 47
													302	H	Central Conn. St.	102 52
													316	H	Coppin St.	101 43

LAST 12 Division I GAMES:																
74	H	TCU	74 76	43	A	Oklahoma St.	73 79		224	H	Morehead St.	66 56				
122	A	Kansas	74 54						251	H	Morgan St.	84 41				
147	H	Iowa St.	57 49						218	N	Radford	75 55				
68	H	Kansas St.	52 60						316	H	Coppin St.	101 43				
9	A	Texas	58 79						166	H	Pittsburgh	73 52				
74	A	TCU	87 82													

Non-Div I Games:

West Virginia

Average RPI Win:	236	WON-LOST	WINNING	LAST 10	STRENGTH OF	OPP. STRENGTH	TEAM	ADJ.	CONF.	ADJ CONF.
Average RPI Loss:	195	RECORD	PCT. RANK	GAMES	SCHEDULE	OF SCHEDULE	RPI	RPI	RPI	RPI
DIV. I ONLY	2- 16	331	0- 9	207	324	324	324	17	17	
DIV. I NON-CONF.	2- 11	305	1- 5	225	340	332	332	17	17	

TOTALS	RPI 1-25	RPI 26-50	W-L RECORDS	RPI 51-100	RPI 101-999	RPI 201+				
2- 16	0- 2	0- 0	OVERALL	0- 1	2- 13	2- 7				
2- 5	0- 0	0- 0	HOME	0- 0	2- 5	2- 3				
0- 11	0- 2	0- 0	AWAY	0- 1	0- 8	0- 4				
0- 0	0- 0	0- 0	NEUTRAL	0- 0	0- 0	0- 0				
2- 11	0- 2	0- 0	NON-CONFERENCE	0- 0	2- 9	2- 6				
2- 3	0- 0	0- 0	HOME	0- 0	2- 3	2- 2				
0- 8	0- 2	0- 0	AWAY	0- 0	0- 6	0- 4				
0- 0	0- 0	0- 0	NEUTRAL	0- 0	0- 0	0- 0				
0- 5	0- 0	0- 0	CONFERENCE	0- 1	0- 4	0- 1				
0- 2	0- 0	0- 0	HOME	0- 0	0- 2	0- 1				
0- 3	0- 0	0- 0	AWAY	0- 1	0- 2	0- 0				
0- 0	0- 0	0- 0	NEUTRAL	0- 0	0- 0	0- 0				

RPI 1-25				RPI 26-50				RPI 51-100				RPI 101+ Team's RPI: 324			
RPI	S	Opponent	Score	RPI	S	Opponent	Score	RPI	S	Opponent	Score	RPI	S	Opponent	Score
18	A	South Carolina	43 101					87	A	Chattanooga	32 47	105	A	High Point	69 75
24	A	Georgia	50 76									134	A	ETSU	50 66
												156	H	Davids on	57 70
												183	A	Samford	54 62
												188	A	Gardner-Webb	67 70
												191	H	Furman	59 68
												218	H	Radford	39 27
												242	A	UT Martin	54 62
												254	H	UNC Asheville	62 52
												266	A	N. C. A&T	59 68
												270	A	Campbell	51 58
												280	H	Wofford	48 54
												298	H	Eastern Ky.	59 62
												332	H	Florida A&M	63 80
												338	A	South Carolina St.	45 75

LAST 12 Division I GAMES:															
280	H	Wofford	48 54	183	A	Samford	54 62								
191	H	Furman	59 68	266	A	N. C. A&T	59 68								
87	A	Chattanooga	32 47	338	A	South Carolina St.	45 75								
134	A	ETSU	50 66	218	H	Radford	39 27								
188	A	Gardner-Webb	67 70	270	A	Campbell	51 58								
105	A	High Point	69 75	332	H	Florida A&M	63 80								

Non-Div I Games: Brevard 79 34

Western Caro.

Average RPI Win:	231	WON-LOST	WINNING	LAST 10	STRENGTH OF	OPP. STRENGTH	TEAM	ADJ.	CONF.	ADJ CONF.
Average RPI Loss:	106	RECORD	PCT. RANK	GAMES	SCHEDULE	OF SCHEDULE	RPI	RPI	RPI	RPI
DIV. I ONLY	12- 5	69	7- 3	277	158	117	117	14	14	
DIV. I NON-CONF.	8- 4	87	5- 2	274	115	119	119	15	15	

TOTALS	RPI 1-25	RPI 26-50	W-L RECORDS	RPI 51-100	RPI 101-999	RPI 201+				
12- 5	0- 0	1- 0	OVERALL	0- 3	11- 2	8- 0				
5- 2	0- 0	0- 0	HOME	0- 2	5- 0	4- 0				
7- 3	0- 0	1- 0	AWAY	0- 1	6- 2	4- 0				
0- 0	0- 0	0- 0	NEUTRAL	0- 0	0- 0	0- 0				
8- 4	0- 0	1- 0	NON-CONFERENCE	0- 2	7- 2	5- 0				
3- 1	0- 0	0- 0	HOME	0- 1	3- 0	3- 0				
5- 3	0- 0	1- 0	AWAY	0- 1	4- 2	2- 0				
0- 0	0- 0	0- 0	NEUTRAL	0- 0	0- 0	0- 0				
4- 1	0- 0	0- 0	CONFERENCE	0- 1	4- 0	3- 0				
2- 1	0- 0	0- 0	HOME	0- 1	2- 0	1- 0				
2- 0	0- 0	0- 0	AWAY	0- 0	2- 0	2- 0				
0- 0	0- 0	0- 0	NEUTRAL	0- 0	0- 0	0- 0				

RPI	S	Opponent	Score	RPI	S	Opponent	Score	RPI	S	Opponent	Score	RPI	S	Opponent	Score	Team's RPI: 117
32	A	Stanford	71 64	54	A	Gonzaga	65 80	112	A	Northern Ill.	94 96					
				82	H	Milwaukee	67 77	159	A	Illinois	77 67					
				97	H	South Dakota	58 82	181	A	Wichita St.	78 65					
								184	A	Bradley	80 87					
								201	H	Oral Roberts	56 49					
								208	H	Southeast Mo. St.	87 59					
								237	A	Austin Peay	81 68					
								238	A	Omaha	90 51					
								261	H	UMKC	90 71					
								293	A	Fort Wayne	100 64					
								293	H	Fort Wayne	91 44					
								335	A	Chicago St.	83 45					
								335	H	Chicago St.	71 54					
LAST 12 Division I GAMES:																
238	A	Omaha	90 51	293	H	Fort Wayne	91 44									
201	H	Oral Roberts	56 49	32	A	Stanford	71 64									
97	H	South Dakota	58 82	237	A	Austin Peay	81 68									
293	A	Fort Wayne	100 64	208	H	Southeast Mo. St.	87 59									
184	A	Bradley	80 87	181	A	Wichita St.	78 65									
54	A	Gonzaga	65 80	335	H	Chicago St.	71 54									

Non-Div I Games: Illinois Col. 122 40 William Woods 96 57

Western Ill.

Average RPI	Win: 191	WON-LOST	WINNING	LAST 10	STRENGTH OF	OPP. STRENGTH	TEAM	ADJ.	CONF.	ADJ CONF.
Average RPI	Loss: 49	RECORD	PCT. RANK	GAMES	SCHEDULE	OF SCHEDULE	RPI	RPI	RPI	RPI
DIV. I ONLY	12- 5	69	7- 2	85	90	56	56	18	18	
DIV. I NON-CONF.	8- 4	87	5- 1	63	41	46	46	19	19	

TOTALS	RPI 1-25	RPI 26-50	W-L RECORDS	RPI 51-100	RPI 101-999	RPI 201+				
12- 5	1- 1	0- 2	OVERALL	2- 2	9- 0	5- 0				
6- 1	0- 1	0- 0	HOME	0- 0	6- 0	4- 0				
2- 4	0- 0	0- 2	AWAY	0- 2	2- 0	1- 0				
4- 0	1- 0	0- 0	NEUTRAL	2- 0	1- 0	0- 0				
8- 4	1- 1	0- 2	NON-CONFERENCE	2- 1	5- 0	3- 0				
2- 1	0- 1	0- 0	HOME	0- 0	2- 0	2- 0				
2- 3	0- 0	0- 2	AWAY	0- 1	2- 0	1- 0				
4- 0	1- 0	0- 0	NEUTRAL	2- 0	1- 0	0- 0				
4- 1	0- 0	0- 0	CONFERENCE	0- 1	4- 0	2- 0				
4- 0	0- 0	0- 0	HOME	0- 0	4- 0	2- 0				
0- 1	0- 0	0- 0	AWAY	0- 1	0- 0	0- 0				
0- 0	0- 0	0- 0	NEUTRAL	0- 0	0- 0	0- 0				

RPI 1-25				RPI 26-50				RPI 51-100				RPI 101+			
RPI	S	Opponent	Score	RPI	S	Opponent	Score	RPI	S	Opponent	Score	RPI	S	Opponent	Score
2	H	Notre Dame	65 78	30	A	Iowa	97 104	51	N	Toledo	70 56	103	H	Middle Tenn.	57 43
13	N	Missouri	79 76	39	A	Ball St.	81 93	77	N	Mercer	67 62	152	H	Southern Miss.	81 60
								78	A	Indiana	71 73	161	N	Stetson	66 58
								96	A	UAB	61 79	169	A	Southern Ill.	75 49
												275	H	FIU	101 47
												292	H	UTSA	73 38
												311	A	Georgia St.	74 63
												344	H	Mississippi Val.	87 48
												347	H	Evansville	92 54

LAST 12 Division I GAMES:															
				96	A	UAB	61 79	292	H	UTSA	73 38				
				275	H	FIU	101 47	161	N	Stetson	66 58				
				152	H	Southern Miss.	81 60	344	H	Mississippi Val.	87 48				
				103	H	Middle Tenn.	57 43	169	A	Southern Ill.	75 49				
				39	A	Ball St.	81 93	347	H	Evansville	92 54				
				51	N	Toledo	70 56	311	A	Georgia St.	74 63				

Non-Div I Games: Lee 88 64

Western Ky.

Average RPI Win:	190	WON-LOST	WINNING	LAST 10	STRENGTH OF	OPP. STRENGTH	TEAM	ADJ.	CONF.	ADJ CONF.
Average RPI Loss:	61	RECORD	PCT. RANK	GAMES	SCHEDULE	OF SCHEDULE	RPI	RPI	RPI	RPI
DIV. I ONLY	7- 8	198	4- 4	61	51	93	93	7	7	
DIV. I NON-CONF.	4- 5	202	2- 1	75	29	91	91	8	8	
<hr/>										
TOTALS	RPI 1-25	RPI 26-50	W-L RECORDS	RPI 51-100	RPI 101-999	RPI 201+				
7- 8	0- 1	0- 4	OVERALL	0- 2	7- 1	3- 1				
3- 1	0- 0	0- 0	HOME	0- 1	3- 0	1- 0				
3- 5	0- 0	0- 3	AWAY	0- 1	3- 1	2- 1				
1- 2	0- 1	0- 1	NEUTRAL	0- 0	1- 0	0- 0				
4- 5	0- 1	0- 3	NON-CONFERENCE	0- 1	4- 0	3- 0				
1- 0	0- 0	0- 0	HOME	0- 0	1- 0	1- 0				
2- 3	0- 0	0- 2	AWAY	0- 1	2- 0	2- 0				
1- 2	0- 1	0- 1	NEUTRAL	0- 0	1- 0	0- 0				
3- 3	0- 0	0- 1	CONFERENCE	0- 1	3- 1	0- 1				
2- 1	0- 0	0- 0	HOME	0- 1	2- 0	0- 0				
1- 2	0- 0	0- 1	AWAY	0- 0	1- 1	0- 1				
0- 0	0- 0	0- 0	NEUTRAL	0- 0	0- 0	0- 0				

RPI 1-25				RPI 26-50				RPI 51-100				Team's RPI: 93	RPI 101+			
RPI	S	Opponent	Score	RPI	S	Opponent	Score	RPI	S	Opponent	Score		RPI	S	Opponent	Score
11	N	Rutgers	64 75	27	A	Buffalo	49 71	59	A	New Mexico	76 88		112	H	Northern Ill.	88 83
				30	A	Iowa	56 79	85	H	Ohio	54 69		124	H	Bowling Green	67 58
				31	A	Michigan St.	62 65						126	A	Kent St.	66 61
				34	N	St. John's (NY)	48 76						134	N	ETSU	87 79
													210	A	Eastern Mich.	67 69
													264	A	New Mexico St.	64 55
													281	H	Detroit Mercy	74 62
													286	A	Loyola Chicago	65 47
<hr/>																
LAST 12 Division I GAMES:																
				85	H	Ohio	54 69	210	A	Eastern Mich.	67 69					
				112	H	Northern Ill.	88 83	31	A	Michigan St.	62 65					
				126	A	Kent St.	66 61	134	N	ETSU	87 79					
				27	A	Buffalo	49 71	11	N	Rutgers	64 75					
				124	H	Bowling Green	67 58	34	N	St. John's (NY)	48 76					
				281	H	Detroit Mercy	74 62	30	A	Iowa	56 79					

Non-Div I Games: Goshen 87 36 Kentucky St. 85 50 Olivet 86 37

Western Mich.

Average RPI Win:	213	WON-LOST	WINNING	LAST 10	STRENGTH OF	OPP. STRENGTH	TEAM	ADJ.	CONF.	ADJ CONF.
Average RPI Loss:	79	RECORD	PCT. RANK	GAMES	SCHEDULE	OF SCHEDULE	RPI	RPI	RPI	RPI
DIV. I ONLY	8- 12	230	6- 4	102	77	181	181	8	8	
DIV. I NON-CONF.	5- 9	238	3- 3	99	107	205	205	7	7	

TOTALS	RPI 1-25	RPI 26-50	W-L RECORDS	RPI 51-100	RPI 101-999	RPI 201+				
8- 12	0- 1	0- 3	OVERALL	0- 4	8- 4	5- 0				
6- 3	0- 0	0- 0	HOME	0- 1	6- 2	4- 0				
1- 8	0- 1	0- 3	AWAY	0- 3	1- 1	0- 0				
1- 1	0- 0	0- 0	NEUTRAL	0- 0	1- 1	1- 0				
5- 9	0- 1	0- 2	NON-CONFERENCE	0- 3	5- 3	4- 0				
4- 2	0- 0	0- 0	HOME	0- 1	4- 1	3- 0				
0- 6	0- 1	0- 2	AWAY	0- 2	0- 1	0- 0				
1- 1	0- 0	0- 0	NEUTRAL	0- 0	1- 1	1- 0				
3- 3	0- 0	0- 1	CONFERENCE	0- 1	3- 1	1- 0				
2- 1	0- 0	0- 0	HOME	0- 0	2- 1	1- 0				
1- 2	0- 0	0- 1	AWAY	0- 1	1- 0	0- 0				
0- 0	0- 0	0- 0	NEUTRAL	0- 0	0- 0	0- 0				

RPI 1-25				RPI 26-50				RPI 51-100				RPI 101+				Team's RPI: 181
RPI	S	Opponent	Score	RPI	S	Opponent	Score	RPI	S	Opponent	Score	RPI	S	Opponent	Score	
8	A	Tennessee	56 68	37	A	South Dakota St.	64 96	53	A	UCF	53 59	114	A	Tulane	64 56	
				42	A	Houston	55 73	57	A	Creighton	61 66	117	H	Western Ill.	65 78	
				43	A	Oklahoma St.	67 91	59	A	New Mexico	62 76	123	A	Missouri St.	71 94	
								97	H	South Dakota	48 62	123	H	Missouri St.	72 58	
												149	H	Tulsa	62 67	
												159	N	Illinois	67 68	
												170	H	Memphis	69 61	
												205	N	UC Irvine	76 53	
												207	H	SMU	66 43	
												261	H	UMKC	72 63	
												291	H	Alcorn	87 46	
												335	H	Chicago St.	66 63	

LAST 12 Division I GAMES:																
				114	A	Tulane	64 56	207	H	SMU	66 43					
				170	H	Memphis	69 61	291	H	Alcorn	87 46					
				53	A	UCF	53 59	335	H	Chicago St.	66 63					
				42	A	Houston	55 73	261	H	UMKC	72 63					
				149	H	Tulsa	62 67	123	A	Missouri St.	71 94					
				37	A	South Dakota St.	64 96	117	H	Western Ill.	65 78					

Non-Div I Games:

Wichita St.

Average RPI Win:	226	WON-LOST	WINNING	LAST 10	STRENGTH OF	OPP. STRENGTH	TEAM	ADJ.	CONF.	ADJ CONF.
Average RPI Loss:	142	RECORD	PCT. RANK	GAMES	SCHEDULE	OF SCHEDULE	RPI	RPI	RPI	RPI
DIV. I ONLY	12- 4	50	7- 3	284	169	136	136	11	11	
DIV. I NON-CONF.	9- 2	34	6- 1	308	170	117	117	13	13	

TOTALS	RPI 1-25	RPI 26-50	W-L RECORDS	RPI 51-100	RPI 101-999	RPI 201+				
12- 4	0- 0	0- 1	OVERALL	1- 1	11- 2	9- 1				
6- 3	0- 0	0- 0	HOME	1- 1	5- 2	4- 1				
6- 1	0- 0	0- 1	AWAY	0- 0	6- 0	5- 0				
0- 0	0- 0	0- 0	NEUTRAL	0- 0	0- 0	0- 0				
9- 2	0- 0	0- 1	NON-CONFERENCE	0- 0	9- 1	7- 0				
5- 1	0- 0	0- 0	HOME	0- 0	5- 1	4- 0				
4- 1	0- 0	0- 1	AWAY	0- 0	4- 0	3- 0				
0- 0	0- 0	0- 0	NEUTRAL	0- 0	0- 0	0- 0				
3- 2	0- 0	0- 0	CONFERENCE	1- 1	2- 1	2- 1				
1- 2	0- 0	0- 0	HOME	1- 1	0- 1	0- 1				
2- 0	0- 0	0- 0	AWAY	0- 0	2- 0	2- 0				
0- 0	0- 0	0- 0	NEUTRAL	0- 0	0- 0	0- 0				

RPI	S	Opponent	Score	RPI	S	Opponent	Score	RPI	S	Opponent	Score	RPI	S	Opponent	Score	Team's RPI: 136
34	A	St. John's (NY)	81 92	64	H	Drexel	58 65	142	A	Saint Francis (PA)	92 86	156	H	Davidson	73 55	
				83	H	Elon	81 75	186	H	Norfolk St.	74 80	222	A	Richmond	78 64	
								228	A	Howard	83 71	233	A	Col. of Charleston	68 54	
								235	H	Loyola Maryland	70 49	248	A	East Carolina	71 65	
								273	A	UNCW	66 53	277	H	Fairfield	57 47	
								282	H	Towson	66 67	299	H	USC Upstate	83 63	
								319	H	Old Dominion	75 58					
LAST 12 Division I GAMES:																
282	H	Towson	66 67	83	H	Elon	81 75	299	H	USC Upstate	83 63	142	A	Saint Francis (PA)	92 86	
64	H	Drexel	58 65	222	A	Richmond	78 64	156	H	Davidson	73 55	233	A	Col. of Charleston	68 54	
273	A	UNCW	66 53	228	A	Howard	83 71	186	H	Norfolk St.	74 80	277	H	Fairfield	57 47	
235	H	Loyola Maryland	70 49	273	A	UNCW	66 53	282	H	Towson	66 67	299	H	USC Upstate	83 63	
319	H	Old Dominion	75 58	282	H	Towson	66 67	319	H	Old Dominion	75 58					

Non-Div I Games:

William & Mary

Average RPI Win:	0	WON-LOST	WINNING	LAST 10	STRENGTH OF	OPP. STRENGTH	TEAM	ADJ.	CONF.	ADJ CONF.
Average RPI Loss:	197	RECORD	PCT. RANK	GAMES	SCHEDULE	OF SCHEDULE	RPI	RPI	RPI	RPI
DIV. I ONLY	0- 15	345	0- 10	223	337	343	343	29	29	
DIV. I NON-CONF.	0- 10	337	0- 7	236	309	342	342	29	29	

TOTALS	RPI 1-25	RPI 26-50	W-L RECORDS	RPI 51-100	RPI 101-999	RPI 201+				
0- 15	0- 1	0- 0	OVERALL	0- 3	0- 11	0- 8				
0- 6	0- 0	0- 0	HOME	0- 1	0- 5	0- 3				
0- 9	0- 1	0- 0	AWAY	0- 2	0- 6	0- 5				
0- 0	0- 0	0- 0	NEUTRAL	0- 0	0- 0	0- 0				
0- 10	0- 1	0- 0	NON-CONFERENCE	0- 3	0- 6	0- 5				
0- 4	0- 0	0- 0	HOME	0- 1	0- 3	0- 2				
0- 6	0- 1	0- 0	AWAY	0- 2	0- 3	0- 3				
0- 0	0- 0	0- 0	NEUTRAL	0- 0	0- 0	0- 0				
0- 5	0- 0	0- 0	CONFERENCE	0- 0	0- 5	0- 3				
0- 2	0- 0	0- 0	HOME	0- 0	0- 2	0- 1				
0- 3	0- 0	0- 0	AWAY	0- 0	0- 3	0- 2				
0- 0	0- 0	0- 0	NEUTRAL	0- 0	0- 0	0- 0				

RPI 1-25				RPI 26-50				RPI 51-100				RPI 101+				Team's RPI: 343
RPI	S	Opponent	Score	RPI	S	Opponent	Score	RPI	S	Opponent	Score	RPI	S	Opponent	Score	
14	A	Duke	30 101					70	H	Duquesne	54 81	105	H	High Point	58 79	
								77	A	Mercer	45 93	134	H	ETSU	63 74	
								83	A	El on	37 98	145	A	Li berty	37 63	
												218	A	Radford	52 78	
												231	A	Akron	43 69	
												270	H	Campbel l	48 72	
												280	H	Wofford	68 73	
												325	A	Tennessee Tech	41 70	
												329	A	Charleston So.	45 81	
												331	A	Marshall	40 70	
												338	H	South Carolina St.	37 65	
LAST 12 Division I GAMES:																
105	H	High Point	58 79	329	A	Charleston So.	45 81									
145	A	Li berty	37 63	14	A	Duke	30 101									
270	H	Campbel l	48 72	280	H	Wofford	68 73									
218	A	Radford	52 78	134	H	ETSU	63 74									
325	A	Tennessee Tech	41 70	331	A	Marshall	40 70									
77	A	Mercer	45 93	231	A	Akron	43 69									

Non-Div I Games: N. C. Wesleyan 94 50

Winthrop

W
i
s
c
o
n
s
i
n

Wisconsin				Through Games Of Jan. 18, 2018								
Average RPI	Win:	220	WON-LOST	WINNING	LAST 10	STRENGTH OF		OPP. STRENGTH	TEAM	ADJ.	CONF.	ADJ CONF.
Average RPI	Loss:	56	RECORD	PCT. RANK	GAMES	SCHEDULE		OF SCHEDULE	RPI	RPI	RPI	RPI
DIV. I ONLY			7- 13	262	1- 9	64		40	187	187	3	3
DIV. I NON-CONF.			7- 6	165	2- 3	179		49	157	157	4	4

TOTALS		RPI 1-25	RPI 26-50		W-L RECORDS		RPI 51-100		RPI 101-999		RPI 201+	
7- 13	0- 3	0- 5		OVERALL		0- 4		7- 1		3- 0		
5- 6	0- 1	0- 3		HOME		0- 2		5- 0		3- 0		
1- 6	0- 1	0- 2		AWAY		0- 2		1- 1		0- 0		
1- 1	0- 1	0- 0		NEUTRAL		0- 0		1- 0		0- 0		
7- 6	0- 3	0- 0		NON-CONFERENCE		0- 3		7- 0		3- 0		
5- 2	0- 1	0- 0		HOME		0- 1		5- 0		3- 0		
1- 3	0- 1	0- 0		AWAY		0- 2		1- 0		0- 0		
1- 1	0- 1	0- 0		NEUTRAL		0- 0		1- 0		0- 0		
0- 7	0- 0	0- 5		CONFERENCE		0- 1		0- 1		0- 0		
0- 4	0- 0	0- 3		HOME		0- 1		0- 0		0- 0		
0- 3	0- 0	0- 2		AWAY		0- 0		0- 1		0- 0		
0- 0	0- 0	0- 0		NEUTRAL		0- 0		0- 0		0- 0		

RPI 1-25				RPI 26-50				RPI 51-100				RPI 101+ Team's RPI: 187			
RPI	S	Opponent	Score	RPI	S	Opponent	Score	RPI	S	Opponent	Score	RPI	S	Opponent	Score
12	H	Green Bay	34 67	26	H	Mi chi gan	57 80	75	H	Penn St.	62 69	127	N	Vanderbi l t	73 71
17	A	Marquette	65 88	30	H	Iowa	46 56	79	A	Butler	62 69	165	A	Northwestern	60 69
25	N	Syracuse	74 77	36	H	Maryl and	44 71	82	H	Mi l waukee	64 67	166	A	Pi ttsburgh	58 57
				46	A	Purdue	35 57	91	A	George Washi ngton	46 61	180	H	La Salle	71 60
				50	A	Mi nnesota	65 90					197	H	Char lotte	80 66

LAST 12 Di vi si on I GAMES:															
75	H	Penn St.	62 69	50	A	Mi nnesota	65 90	82	H	Mi l waukee	64 67	345	H	Savannah St.	82 24
165	A	Northwestern	60 69	82	H	Mi l waukee	64 67	79	A	Butler	62 69	313	H	UTRGV	82 54
36	H	Maryl and	44 71	345	H	Savannah St.	82 24	313	H	UTRGV	82 54	17	A	Marquette	65 88
26	H	Mi chi gan	57 80												
46	A	Purdue	35 57												
30	H	Iowa	46 56												

W
i
s
c
o
n
s
i
n

Non-Di v I Games:

Wi sconsi n

Average RPI Win:	276	WON-LOST	WINNING	LAST 10	STRENGTH OF	OPP. STRENGTH	TEAM	ADJ.	CONF.	ADJ CONF.
Average RPI Loss:	180	RECORD	PCT. RANK	GAMES	SCHEDULE	OF SCHEDULE	RPI	RPI	RPI	RPI
DIV. I ONLY	6- 11	251	3- 6	278	248	280	280	17	17	
DIV. I NON-CONF.	4- 8	239	2- 4	297	305	302	302	17	17	

TOTALS	RPI 1-25	RPI 26-50	W-L RECORDS	RPI 51-100	RPI 101-999	RPI 201+				
6- 11	0- 2	0- 0	OVERALL	0- 2	6- 7	5- 6				
4- 5	0- 0	0- 0	HOME	0- 2	4- 3	3- 3				
2- 6	0- 2	0- 0	AWAY	0- 0	2- 4	2- 3				
0- 0	0- 0	0- 0	NEUTRAL	0- 0	0- 0	0- 0				
4- 8	0- 2	0- 0	NON-CONFERENCE	0- 0	4- 6	4- 5				
3- 3	0- 0	0- 0	HOME	0- 0	3- 3	3- 3				
1- 5	0- 2	0- 0	AWAY	0- 0	1- 3	1- 2				
0- 0	0- 0	0- 0	NEUTRAL	0- 0	0- 0	0- 0				
2- 3	0- 0	0- 0	CONFERENCE	0- 2	2- 1	1- 1				
1- 2	0- 0	0- 0	HOME	0- 2	1- 0	0- 0				
1- 1	0- 0	0- 0	AWAY	0- 0	1- 1	1- 1				
0- 0	0- 0	0- 0	NEUTRAL	0- 0	0- 0	0- 0				

RPI 1-25				RPI 26-50				RPI 51-100				RPI 101+ Team's RPI: 280			
RPI	S	Opponent	Score	RPI	S	Opponent	Score	RPI	S	Opponent	Score	RPI	S	Opponent	Score
18	A	South Carolina	60 94					77	H	Mercer	46 71	183	H	Samford	58 46
24	A	Georgia	56 95					87	H	Chattanooga	47 54	188	A	Gardner-Webb	55 73
												226	H	North Florida	69 57
												227	A	UNCG	51 66
												233	A	Col. of Charleston	51 59
												238	H	Omaha	60 64
												254	H	UNC Asheville	70 68
												273	H	UNCW	60 65
												284	A	Coastal Caro.	51 67
												323	H	N.C. Central	77 56
												324	A	Western Caro.	54 48
												329	H	Charleston So.	45 68
												343	A	Winthrop	73 68

LAST 12 Division I GAMES:															
324	A	Western Caro.	54 48	87	H	Chattanooga	47 54	284	A	Coastal Caro.	51 67	233	A	Col. of Charleston	51 59
227	A	UNCG	51 66	273	H	UNCW	60 65	343	A	Winthrop	73 68	188	A	Gardner-Webb	55 73
183	H	Samford	58 46	226	H	North Florida	69 57								
77	H	Mercer	46 71	329	H	Charleston So.	45 68								

Non-Div I Games: Bob Jones 96 54 Brevard 85 46 Southern Wesleyan 104 57

Wofford

Average RPI Win:	220	WON-LOST	WINNING	LAST 10	STRENGTH OF	OPP. STRENGTH	TEAM	ADJ.	CONF.	ADJ CONF.
Average RPI Loss:	52	RECORD	PCT. RANK	GAMES	SCHEDULE	OF SCHEDULE	RPI	RPI	RPI	RPI
DIV. I ONLY	12- 4	50	7- 2	219	125	86	86	10	10	
DIV. I NON-CONF.	7- 3	74	4- 1	215	136	85	85	11	11	

TOTALS	RPI 1-25	RPI 26-50	W-L RECORDS	RPI 51-100	RPI 101-999	RPI 201+				
12- 4	0- 3	0- 0	OVERALL	2- 0	10- 1	7- 0				
5- 1	0- 1	0- 0	HOME	1- 0	4- 0	4- 0				
5- 2	0- 2	0- 0	AWAY	1- 0	4- 0	2- 0				
2- 1	0- 0	0- 0	NEUTRAL	0- 0	2- 1	1- 0				
7- 3	0- 2	0- 0	NON-CONFERENCE	1- 0	6- 1	4- 0				
3- 0	0- 0	0- 0	HOME	0- 0	3- 0	3- 0				
2- 2	0- 2	0- 0	AWAY	1- 0	1- 0	0- 0				
2- 1	0- 0	0- 0	NEUTRAL	0- 0	2- 1	1- 0				
5- 1	0- 1	0- 0	CONFERENCE	1- 0	4- 0	3- 0				
2- 1	0- 1	0- 0	HOME	1- 0	1- 0	1- 0				
3- 0	0- 0	0- 0	AWAY	0- 0	3- 0	2- 0				
0- 0	0- 0	0- 0	NEUTRAL	0- 0	0- 0	0- 0				

RPI 1-25				RPI 26-50				RPI 51-100 Team's RPI: 86				RPI 101+			
RPI	S	Opponent	Score	RPI	S	Opponent	Score	RPI	S	Opponent	Score	RPI	S	Opponent	Score
12	H	Green Bay	51 58					71	A	Belmont	91 81	126	A	Kent St.	72 60
13	A	Missouri	80 82					82	H	Milwaukee	56 51	158	N	Providence	69 74
24	A	Georgia	71 87									161	N	Stetson	64 59
												162	A	Oakland	77 57
												222	N	Richmond	85 69
												263	A	Northern Ky.	68 63
												267	H	Youngstown St.	73 50
												281	A	Detroit Mercy	88 60
												325	H	Tennessee Tech	82 59
												335	H	Chicago St.	84 39
												340	H	Eastern Ill.	81 46

LAST 12 Division I GAMES:															
263	A	Northern Ky.	68 63	267	H	Youngstown St.	73 50	71	A	Belmont	91 81				
281	A	Detroit Mercy	88 60					126	A	Kent St.	72 60				
162	A	Oakland	77 57					335	H	Chicago St.	84 39				
82	H	Milwaukee	56 51					325	H	Tennessee Tech	82 59				
12	H	Green Bay	51 58					222	N	Richmond	85 69				
24	A	Georgia	71 87												

Non-Div I Games: Northwestern Ohio 106 52 Cincinnati Christian 99 36

Wright St.

Average RPI Win: **167**
 Average RPI Loss: **157**

WON-LOST
RECORD

WINNING
PCT. RANK

LAST 10
GAMES

STRENGTH OF
SCHEDULE

OPP. STRENGTH
OF SCHEDULE

TEAM
RPI

ADJ.
RPI

CONF.
RPI

ADJ CONF.
RPI

DIV. I ONLY	9- 5	93	6- 3	33	247	55	55	16	16
DIV. I NON-CONF.	5- 4	146	2- 4	60	264	84	84	16	16
TOTALS	RPI 1-25	RPI 26-50	W-L RECORDS	RPI 51-100	RPI 101-999	RPI 201+			
9- 5	0- 1	0- 0	OVERALL	1- 1	8- 3	2- 2			
5- 0	0- 0	0- 0	HOME	1- 0	4- 0	1- 0			
4- 3	0- 1	0- 0	AWAY	0- 0	4- 2	1- 2			
0- 2	0- 0	0- 0	NEUTRAL	0- 1	0- 1	0- 0			
5- 4	0- 1	0- 0	NON-CONFERENCE	0- 1	5- 2	2- 1			
3- 0	0- 0	0- 0	HOME	0- 0	3- 0	1- 0			
2- 2	0- 1	0- 0	AWAY	0- 0	2- 1	1- 1			
0- 2	0- 0	0- 0	NEUTRAL	0- 1	0- 1	0- 0			
4- 1	0- 0	0- 0	CONFERENCE	1- 0	3- 1	0- 1			
2- 0	0- 0	0- 0	HOME	1- 0	1- 0	0- 0			
2- 1	0- 0	0- 0	AWAY	0- 0	2- 1	0- 1			
0- 0	0- 0	0- 0	NEUTRAL	0- 0	0- 0	0- 0			

RPI 1-25				RPI 26-50				RPI 51-100				RPI 101+			
RPI	S	Opponent	Score	RPI	S	Opponent	Score	RPI	S	Opponent	Score	RPI	S	Opponent	Score
14	A	Duke	40 63					59	H	New Mexico	66 55	128	H	Drake	75 61
								90	N	IUPUI	59 65	139	H	Idaho St.	61 53
												174	A	Colorado St.	53 49
												177	A	Boise St.	66 51
												185	H	Nevada	66 60
												195	N	UNI	40 55
												198	A	Denver	61 51
												206	A	Idaho	70 64
												229	A	Montana St.	46 50
												241	H	Montana	67 62
												255	A	San Diego St.	62 68
LAST 12 Division I GAMES:															
59	H	New Mexico	66 55	174	A	Colorado St.	53 49								
177	A	Boise St.	66 51	139	H	Idaho St.	61 53								
185	H	Nevada	66 60	229	A	Montana St.	46 50								
255	A	San Diego St.	62 68	90	N	IUPUI	59 65								
14	A	Duke	40 63	195	N	UNI	40 55								
206	A	Idaho	70 64	128	H	Drake	75 61								

Non-Div I Games: Colo. Christian 62 33 Adams St. 73 47

Wyoming

Loss, **Non-Conf**, **S Site**, **H Home** **A Away** **N Neutral**

Average RPI Win:	215	WON-LOST	WINNING	LAST 10	STRENGTH OF	OPP. STRENGTH	TEAM	ADJ.	CONF.	ADJ CONF.
Average RPI Loss:	64	RECORD	PCT. RANK	GAMES	SCHEDULE	OF SCHEDULE	RPI	RPI	RPI	RPI
DIV. I ONLY	8- 10	206	3- 7	59	98	141	141	6	6	
DIV. I NON-CONF.	7- 4	102	3- 2	132	263	126	126	5	5	

TOTALS	RPI 1-25	RPI 26-50	W-L RECORDS	RPI 51-100	RPI 101-999	RPI 201+				
8- 10	0- 3	0- 3	OVERALL	1- 1	7- 3	4- 0				
6- 3	0- 0	0- 1	HOME	0- 1	6- 1	4- 0				
1- 6	0- 2	0- 2	AWAY	1- 0	0- 2	0- 0				
1- 1	0- 1	0- 0	NEUTRAL	0- 0	1- 0	0- 0				
7- 4	0- 1	0- 1	NON-CONFERENCE	0- 0	7- 2	4- 0				
6- 1	0- 0	0- 0	HOME	0- 0	6- 1	4- 0				
0- 2	0- 0	0- 1	AWAY	0- 0	0- 1	0- 0				
1- 1	0- 1	0- 0	NEUTRAL	0- 0	1- 0	0- 0				
1- 6	0- 2	0- 2	CONFERENCE	1- 1	0- 1	0- 0				
0- 2	0- 0	0- 1	HOME	0- 1	0- 0	0- 0				
1- 4	0- 2	0- 1	AWAY	1- 0	0- 1	0- 0				
0- 0	0- 0	0- 0	NEUTRAL	0- 0	0- 0	0- 0				

RPI 1-25				RPI 26-50				RPI 51-100				RPI 101+ Team's RPI: 141			
RPI	S	Opponent	Score	RPI	S	Opponent	Score	RPI	S	Opponent	Score	RPI	S	Opponent	Score
13	N	Missouri	48 74	29	A	DePaul	48 79	79	A	Butler	69 62	101	H	Wake Forest	57 62
17	A	Marquette	67 88	34	H	St. John's (NY)	63 67	100	H	Seton Hall	51 62	124	A	Bowling Green	53 63
20	A	Villanova	57 75	50	A	Minnesota	62 74					146	H	Cincinnati	53 50
												154	A	Georgetown	60 65
												157	H	New Hampshire	71 66
												191	N	Furman	75 62
												256	H	Grambling	72 67
												262	H	Mt. St. Mary's	66 45
												293	H	Fort Wayne	62 50
												332	H	Florida A&M	70 52
LAST 12 Division I GAMES:															
29	A	DePaul	48 79	17	A	Marquette	67 88	332	H	Florida A&M	70 52	13	N	Missouri	48 74
100	H	Seton Hall	51 62					191	N	Furman	75 62	146	H	Cincinnati	53 50
34	H	St. John's (NY)	63 67					124	A	Bowling Green	53 63				
20	A	Villanova	57 75												
154	A	Georgetown	60 65												
79	A	Butler	69 62												

Non-Div I Games:

Xavier

Y
a
l
e

Y
a
l
e

Yal e

Average RPI Win:	304	WON-LOST	WINNING	LAST 10	STRENGTH OF	OPP. STRENGTH	TEAM	ADJ.	CONF.	ADJ CONF.
Average RPI Loss:	125	RECORD	PCT. RANK	GAMES	SCHEDULE	OF SCHEDULE	RPI	RPI	RPI	RPI
DIV. I ONLY	4- 12	289	3- 6	160	215	267	267	10	10	
DIV. I NON-CONF.	2- 7	286	1- 3	263	224	288	288	11	11	

TOTALS	RPI 1-25	RPI 26-50	W-L RECORDS	RPI 51-100	RPI 101-999	RPI 201+				
4- 12	0- 1	0- 0	OVERALL	0- 4	4- 7	4- 1				
3- 4	0- 0	0- 0	HOME	0- 1	3- 3	3- 0				
1- 8	0- 1	0- 0	AWAY	0- 3	1- 4	1- 1				
0- 0	0- 0	0- 0	NEUTRAL	0- 0	0- 0	0- 0				
2- 7	0- 0	0- 0	NON-CONFERENCE	0- 1	2- 6	2- 1				
1- 2	0- 0	0- 0	HOME	0- 0	1- 2	1- 0				
1- 5	0- 0	0- 0	AWAY	0- 1	1- 4	1- 1				
0- 0	0- 0	0- 0	NEUTRAL	0- 0	0- 0	0- 0				
2- 5	0- 1	0- 0	CONFERENCE	0- 3	2- 1	2- 0				
2- 2	0- 0	0- 0	HOME	0- 1	2- 1	2- 0				
0- 3	0- 1	0- 0	AWAY	0- 2	0- 0	0- 0				
0- 0	0- 0	0- 0	NEUTRAL	0- 0	0- 0	0- 0				

RPI 1-25				RPI 26-50				RPI 51-100				RPI 101+ Team's RPI: 267			
RPI	S	Opponent	Score	RPI	S	Opponent	Score	RPI	S	Opponent	Score	RPI	S	Opponent	Score
12	A	Green Bay	56 65					65	A	American	72 78	126	H	Kent St.	44 55
								82	A	Milwaukee	61 62	142	A	Saint Francis (PA)	65 79
								86	A	Wright St.	50 73	143	A	Robert Morris	52 84
								90	H	IUPUI	43 65	162	H	Oakland	48 58
												166	A	Pittsburgh	58 66
												199	H	Bucknell	60 66
												231	A	Akron	58 75
												281	H	Detroit Mercy	76 59
												286	A	Loyola Chicago	73 49
												320	H	Northern Ariz.	69 67
												327	H	Ill. -Chicago	76 63

LAST 12 Division I GAMES:															
82	A	Milwaukee	61 62	86	A	Wright St.	50 73								
12	A	Green Bay	56 65	320	H	Northern Ariz.	69 67								
90	H	IUPUI	43 65	142	A	Saint Francis (PA)	65 79								
327	H	Ill. -Chicago	76 63	231	A	Akron	58 75								
162	H	Oakland	48 58	65	A	American	72 78								
281	H	Detroit Mercy	76 59	143	A	Robert Morris	52 84								

Non-Div I Games: Ohio Valley 86 59 Penn St. -Beaver 97 40

Youngstown St.