

Average RPI Win:	277	WON-LOST	WINNING	LAST 10	STRENGTH OF	OPP. STRENGTH	TEAM	ADJ.	CONF.	ADJ CONF.
Average RPI Loss:	163	RECORD	PCT. RANK	GAMES	SCHEDULE	OF SCHEDULE	RPI	RPI	RPI	RPI
DIV. I ONLY	7- 6	148	6-4	283	260	192	192	25	25	
DIV. I NON-CONF.	3- 4	201	2-2	283	188	202	202	23	23	
TOTALS	RPI 1-25	RPI 26-50	W-L RECORDS	RPI 51-100	RPI 101-150	RPI 150+				
7- 6	0- 2	0- 0	OVERALL	0- 0	1- 1	6- 3				
3- 1	0- 0	0- 0	HOME	0- 0	0- 1	3- 0				
3- 5	0- 2	0- 0	AWAY	0- 0	1- 0	2- 3				
1- 0	0- 0	0- 0	NEUTRAL	0- 0	0- 0	1- 0				
3- 4	0- 2	0- 0	NON-CONFERENCE	0- 0	0- 0	3- 2				
1- 0	0- 0	0- 0	HOME	0- 0	0- 0	1- 0				
1- 4	0- 2	0- 0	AWAY	0- 0	0- 0	1- 2				
1- 0	0- 0	0- 0	NEUTRAL	0- 0	0- 0	1- 0				
4- 2	0- 0	0- 0	CONFERENCE	0- 0	1- 1	3- 1				
2- 1	0- 0	0- 0	HOME	0- 0	0- 1	2- 0				
2- 1	0- 0	0- 0	AWAY	0- 0	1- 0	1- 1				
0- 0	0- 0	0- 0	NEUTRAL	0- 0	0- 0	0- 0				

RPI 1-25				RPI 26-50				RPI 51-100				RPI 101+ Team's RPI: 192			
RPI	S	Opponent	Score	RPI	S	Opponent	Score	RPI	S	Opponent	Score	RPI	S	Opponent	Score
4	A	Missouri St.	51 79									118	A	Abilene Christian	70 58
19	A	Texas A&M	48 85									148	H	SFA	44 66
												239	H	Central Ark.	67 47
												255	A	South Alabama	82 83
												261	A	Southeastern La.	44 48
												293	A	Texas St.	48 57
												294	H	Nicholls St.	55 49
												309	N	Prairie View	64 52
												319	A	UTRGV	59 54
												319	H	UTRGV	61 50
												344	A	Northwestern St.	72 59
LAST 10 Division I															
118	A	Abilene Christian	70 58	239	H	Central Ark.	67 47								
148	H	SFA	44 66	294	H	Nicholls St.	55 49								
261	A	Southeastern La.	44 48	319	A	UTRGV	59 54								
344	A	Northwestern St.	72 59	293	A	Texas St.	48 57								
19	A	Texas A&M	48 85	319	H	UTRGV	61 50								

Non-Div I Games: UNKNOWN 75 55 Huston-Tillotson 63 49 Texas Wesleyan 90 52

A&M-Corpus Christi

Loss, Non-Conf, S Site, H Home A Away N Neutral

Average RPI Win:	216	WON-LOST	WINNING	LAST 10	STRENGTH OF	OPP. STRENGTH	TEAM	ADJ.	CONF.	ADJ CONF.
Average RPI Loss:	108	RECORD	PCT. RANK	GAMES	SCHEDULE	OF SCHEDULE	RPI	RPI	RPI	RPI
DIV. I ONLY	8- 2	34	8-2	305	96	118	118	25	25	
DIV. I NON-CONF.	4- 1	54	4-1	241	42	59	59	23	23	
TOTALS	RPI 1-25	RPI 26-50	W-L RECORDS	RPI 51-100	RPI 101-150	RPI 150+				
8- 2	0- 1	0- 0	OVERALL	0- 0	3- 0	5- 1				
4- 1	0- 0	0- 0	HOME	0- 0	1- 0	3- 1				
4- 1	0- 1	0- 0	AWAY	0- 0	2- 0	2- 0				
0- 0	0- 0	0- 0	NEUTRAL	0- 0	0- 0	0- 0				
4- 1	0- 1	0- 0	NON-CONFERENCE	0- 0	2- 0	2- 0				
2- 0	0- 0	0- 0	HOME	0- 0	0- 0	2- 0				
2- 1	0- 1	0- 0	AWAY	0- 0	2- 0	0- 0				
0- 0	0- 0	0- 0	NEUTRAL	0- 0	0- 0	0- 0				
4- 1	0- 0	0- 0	CONFERENCE	0- 0	1- 0	3- 1				
2- 1	0- 0	0- 0	HOME	0- 0	1- 0	1- 1				
2- 0	0- 0	0- 0	AWAY	0- 0	0- 0	2- 0				
0- 0	0- 0	0- 0	NEUTRAL	0- 0	0- 0	0- 0				

RPI 1-25				RPI 26-50				RPI 51-100				RPI 101+ Team's RPI: 118			
RPI	S	Opponent	Score	RPI	S	Opponent	Score	RPI	S	Opponent	Score	RPI	S	Opponent	Score
23	A	Oklahoma	65 78									114	H	New Orleans	76 62
												136	A	Portland	76 69
												139	A	Wright St.	83 64
												192	H	A&M-Corpus Christi	58 70
												193	H	Lamar University	78 72
												220	H	Tulsa	73 63
												294	A	Nicholls St.	95 84
												311	H	New Mexico St.	67 54
												318	A	McNeese	90 73
LAST 10 Division I															
				192	H	A&M-Corpus Christi	58 70			114	H	New Orleans			76 62
				318	A	McNeese	90 73			220	H	Tulsa			73 63
				193	H	Lamar University	78 72			136	A	Portland			76 69
				311	H	New Mexico St.	67 54			23	A	Oklahoma			65 78
				294	A	Nicholls St.	95 84			139	A	Wright St.			83 64

Non-Div I Games: Howard Payne 96 38 Schreiner 110 37 Southwest (NM) 104 52 McMurry 111 43
Abilene Christian

Average RPI Win: 302		WON-LOST	WINNING	LAST 10	STRENGTH OF	OPP. STRENGTH	TEAM	ADJ.	CONF.	ADJ CONF.
Average RPI Loss: 178		RECORD	PCT. RANK	GAMES	SCHEDULE	OF SCHEDULE	RPI	RPI	RPI	RPI
DIV. I ONLY		3- 13	314	2-8	244	247	303	303	17	17
DIV. I NON-CONF.		1- 9	326	0-4	249	256	332	332	24	24
TOTALS	RPI 1-25	RPI 26-50		W-L RECORDS		RPI 51-100	RPI 101-150	RPI 150+		
3- 13	0- 0	0- 1		OVERALL		0- 1	0- 2	3- 9		
1- 6	0- 0	0- 0		HOME		0- 0	0- 1	1- 5		
2- 7	0- 0	0- 1		AWAY		0- 1	0- 1	2- 4		
0- 0	0- 0	0- 0		NEUTRAL		0- 0	0- 0	0- 0		
1- 9	0- 0	0- 1		NON-CONFERENCE		0- 1	0- 1	1- 6		
1- 3	0- 0	0- 0		HOME		0- 0	0- 1	1- 2		
0- 6	0- 0	0- 1		AWAY		0- 1	0- 0	0- 4		
0- 0	0- 0	0- 0		NEUTRAL		0- 0	0- 0	0- 0		
2- 4	0- 0	0- 0		CONFERENCE		0- 0	0- 1	2- 3		
0- 3	0- 0	0- 0		HOME		0- 0	0- 0	0- 3		
2- 1	0- 0	0- 0		AWAY		0- 0	0- 1	2- 0		
0- 0	0- 0	0- 0		NEUTRAL		0- 0	0- 0	0- 0		

RPI 1-25				RPI 26-50				RPI 51-100				RPI 101+				Team's RPI: 303	
RPI	S	Opponent	Score	RPI	S	Opponent	Score	RPI	S	Opponent	Score	RPI	S	Opponent	Score		
				30	A	Arizona St.	56 87					106	A	Boise St.	61 70		
												136	H	Portland	56 72		
												169	H	San Diego	59 70		
												172	H	New Mexico	53 75		
												199	A	Northern Colo.	62 72		
												201	H	UNLV	60 67		
												209	A	Cal St. Fullerton	70 79		
												224	H	Wyoming	63 65		
												245	H	Army West Point	66 68		
												265	A	Navy	59 67		
												286	A	Long Beach St.	68 74		
												289	A	Utah St.	62 45		
												297	A	Nevada	68 61		
												321	H	NJIT	68 48		
LAST 10 Division I																	
				106	A	Boise St.	61 70					286	A	Long Beach St.	68 74		
				172	H	New Mexico	53 75					297	A	Nevada	68 61		
				289	A	Utah St.	62 45					224	H	Wyoming	63 65		
				201	H	UNLV	60 67					69	A	Tennessee	54 81		
				209	A	Cal St. Fullerton	70 79					265	A	Navy	59 67		

Non-Div I Games:	Neb. Wesleyan	93	42
------------------	---------------	----	----

Air Force

■ Loss, ■ Non-Conf, S Site, H Home A Away N Neutral

Average RPI Win:	244	WON-LOST	WINNING	LAST 10	STRENGTH OF	OPP. STRENGTH	TEAM	ADJ.	CONF.	ADJ CONF.
Average RPI Loss:	114	RECORD	PCT. RANK	GAMES	SCHEDULE	OF SCHEDULE	RPI	RPI	RPI	RPI
DIV. I ONLY	8- 7	153	4-6	171	221	175	175	10	10	
DIV. I NON-CONF.	7- 4	100	3-3	223	280	147	147	10	10	
TOTALS	RPI 1-25	RPI 26-50	W-L RECORDS	RPI 51-100	RPI 101-150	RPI 150+				
8- 7	0- 0	0- 1	OVERALL	1- 1	0- 3	7- 2				
3- 4	0- 0	0- 1	HOME	1- 1	0- 2	2- 0				
3- 3	0- 0	0- 0	AWAY	0- 0	0- 1	3- 2				
2- 0	0- 0	0- 0	NEUTRAL	0- 0	0- 0	2- 0				
7- 4	0- 0	0- 0	NON-CONFERENCE	1- 1	0- 2	6- 1				
3- 2	0- 0	0- 0	HOME	1- 1	0- 1	2- 0				
2- 2	0- 0	0- 0	AWAY	0- 0	0- 1	2- 1				
2- 0	0- 0	0- 0	NEUTRAL	0- 0	0- 0	2- 0				
1- 3	0- 0	0- 1	CONFERENCE	0- 0	0- 1	1- 1				
0- 2	0- 0	0- 1	HOME	0- 0	0- 1	0- 0				
1- 1	0- 0	0- 0	AWAY	0- 0	0- 0	1- 1				
0- 0	0- 0	0- 0	NEUTRAL	0- 0	0- 0	0- 0				

RPI 1-25				RPI 26-50				RPI 51-100				RPI 101+				Team's RPI: 175	
RPI	S	Opponent	Score	RPI	S	Opponent	Score	RPI	S	Opponent	Score	RPI	S	Opponent	Score		
				27	H	Central Mich.	72 77	55	H	Michigan	71 80	115	H	Duquesne	63 88		
								81	H	N.C. A&T	64 52	121	A	Butler	55 76		
												124	H	Western Mich.	51 56		
												166	A	Toledo	61 65		
												171	H	Youngstown St.	91 62		
												187	A	Cleveland St.	62 66		
												203	A	Bowling Green	76 73		
												273	A	St. Bonaventure	63 54		
												295	N	Denver	88 72		
												299	N	Morgan St.	52 45		
												307	A	Detroit Mercy	81 60		
												324	H	Purdue Fort Wayne	64 53		
LAST 10 Division I																	
				166	A	Toledo	61 65	295	N	Denver	88 72						
				203	A	Bowling Green	76 73	81	H	N.C. A&T	64 52						
				124	H	Western Mich.	51 56	121	A	Butler	55 76						
				27	H	Central Mich.	72 77	115	H	Duquesne	63 88						
				299	N	Morgan St.	52 45	187	A	Cleveland St.	62 66						

Non-Div I Games:

Akron

■ Loss,
 ■ Non-Conf,
 ■ S Site,
 ■ H Home
 ■ A Away
 N Neutral

Alabama

Through Games Of Jan. 17, 2020

Average RPI Win:	178	WON-LOST	WINNING	LAST 10	STRENGTH OF	OPP. STRENGTH	TEAM	ADJ.	CONF.	ADJ CONF.
Average RPI Loss:	65	RECORD	PCT. RANK	GAMES	SCHEDULE	OF SCHEDULE	RPI	RPI	RPI	RPI
DIV. I ONLY	11- 6	84	6-4	58	87	70	70	5	5	
DIV. I NON-CONF.	10- 3	60	5-1	140	191	80	80	5	5	
TOTALS	RPI 1-25	RPI 26-50	W-L RECORDS	RPI 51-100	RPI 101-150	RPI 150+				
11- 6	0- 2	1- 1	OVERALL	1- 2	3- 0	6- 1				
6- 4	0- 2	0- 0	HOME	1- 1	1- 0	4- 1				
4- 1	0- 0	0- 1	AWAY	0- 0	2- 0	2- 0				
1- 1	0- 0	1- 0	NEUTRAL	0- 1	0- 0	0- 0				
10- 3	0- 0	1- 0	NON-CONFERENCE	1- 2	2- 0	6- 1				
6- 2	0- 0	0- 0	HOME	1- 1	1- 0	4- 1				
3- 0	0- 0	0- 0	AWAY	0- 0	1- 0	2- 0				
1- 1	0- 0	1- 0	NEUTRAL	0- 1	0- 0	0- 0				
1- 3	0- 2	0- 1	CONFERENCE	0- 0	1- 0	0- 0				
0- 2	0- 2	0- 0	HOME	0- 0	0- 0	0- 0				
1- 1	0- 0	0- 1	AWAY	0- 0	1- 0	0- 0				
0- 0	0- 0	0- 0	NEUTRAL	0- 0	0- 0	0- 0				

RPI 1-25				RPI 26-50				RPI 51-100				Team's RPI: 70	RPI 101+			
RPI	S	Opponent	Score	RPI	S	Opponent	Score	RPI	S	Opponent	Score		RPI	S	Opponent	Score
2	H	South Carolina	78 93	33	A	LSU	60 71	62	H	North Carolina	83 77		102	H	Colgate	72 52
16	H	Kentucky	71 81	46	N	UNI	87 77	78	N	Southern California	57 60		140	A	Tulane	66 56
								86	H	Iowa St.	66 75		149	A	Auburn	75 48
													174	H	Hampton	61 64
													182	A	Clemson	67 54
													183	H	Bethune-Cookman	60 49
													255	A	South Alabama	74 62
													261	H	Southeastern La.	87 50
													263	H	Radford	85 51
													320	H	Mercer	111 56
LAST 10 Division I																
149	A	Auburn	75 48	263	H	Radford	85 51									
16	H	Kentucky	71 81	183	H	Bethune-Cookman	60 49									
2	H	South Carolina	78 93	62	H	North Carolina	83 77									
33	A	LSU	60 71	102	H	Colgate	72 52									
261	H	Southeastern La.	87 50	86	H	Iowa St.	66 75									

Non-Div I Games:

Alabama

■ Loss,
 ■ Non-Conf, S Site,
 ■ Home
 ■ Away
 N Neutral

Average RPI Win:	308	WON-LOST	WINNING	LAST 10	STRENGTH OF	OPP. STRENGTH	TEAM	ADJ.	CONF.	ADJ CONF.
Average RPI Loss:	176	RECORD	PCT. RANK	GAMES	SCHEDULE	OF SCHEDULE	RPI	RPI	RPI	RPI
DIV. I ONLY	6- 9	223	4-6	329	316	284	284	31	31	
DIV. I NON-CONF.	4- 7	225	2-4	235	316	224	224	29	29	
TOTALS	RPI 1-25	RPI 26-50	W-L RECORDS	RPI 51-100	RPI 101-150	RPI 150+				
6- 9	0- 0	0- 0	OVERALL	0- 2	0- 2	6- 5				
2- 2	0- 0	0- 0	HOME	0- 1	0- 1	2- 0				
4- 6	0- 0	0- 0	AWAY	0- 1	0- 1	4- 4				
0- 1	0- 0	0- 0	NEUTRAL	0- 0	0- 0	0- 1				
4- 7	0- 0	0- 0	NON-CONFERENCE	0- 2	0- 2	4- 3				
0- 2	0- 0	0- 0	HOME	0- 1	0- 1	0- 0				
4- 4	0- 0	0- 0	AWAY	0- 1	0- 1	4- 2				
0- 1	0- 0	0- 0	NEUTRAL	0- 0	0- 0	0- 1				
2- 2	0- 0	0- 0	CONFERENCE	0- 0	0- 0	2- 2				
2- 0	0- 0	0- 0	HOME	0- 0	0- 0	2- 0				
0- 2	0- 0	0- 0	AWAY	0- 0	0- 0	0- 2				
0- 0	0- 0	0- 0	NEUTRAL	0- 0	0- 0	0- 0				

RPI 1-25				RPI 26-50				RPI 51-100				RPI 101+ Team's RPI: 284			
RPI	S	Opponent	Score	RPI	S	Opponent	Score	RPI	S	Opponent	Score	RPI	S	Opponent	Score
								59	A	Nebraska	46 68	119	A	Cincinnati	47 62
								98	H	North Florida	64 73	147	H	Austin Peay	61 67
												176	N	North Ala.	65 80
												179	A	Memphis	71 79
												184	A	Jackson St.	53 67
												257	H	Ark.-Pine Bluff	74 55
												271	A	San Diego St.	61 53
												295	A	Denver	86 83
												298	A	California Baptist	55 60
												323	A	Georgia St.	67 52
												327	A	Grambling	59 69
												350	H	Mississippi Val.	68 48
												351	A	Florida A&M	77 53
LAST 10 Division I															
350	H	Mississippi Val.	68 48	351	A	Florida A&M	77 53								
257	H	Ark.-Pine Bluff	74 55	119	A	Cincinnati	47 62								
184	A	Jackson St.	53 67	147	H	Austin Peay	61 67								
327	A	Grambling	59 69	295	A	Denver	86 83								
179	A	Memphis	71 79	176	N	North Ala.	65 80								

Non-Div I Games:

Alabama A&M

■ Loss,
 ■ Non-Conf,
 ■ S Site,
 ■ H Home
 ■ A Away
 N Neutral

Average RPI Win:	330	WON-LOST	WINNING	LAST 10	STRENGTH OF	OPP. STRENGTH	TEAM	ADJ.	CONF.	ADJ CONF.
Average RPI Loss:	143	RECORD	PCT. RANK	GAMES	SCHEDULE	OF SCHEDULE	RPI	RPI	RPI	RPI
DIV. I ONLY	3- 10	299	2-8	289	143	306	306	31	31	
DIV. I NON-CONF.	1- 8	322	0-6	93	68	288	288	29	29	
TOTALS	RPI 1-25	RPI 26-50	W-L RECORDS	RPI 51-100	RPI 101-150	RPI 150+				
3- 10	0- 2	0- 0	OVERALL	0- 1	0- 1	3- 6				
2- 3	0- 0	0- 0	HOME	0- 0	0- 0	2- 3				
1- 7	0- 2	0- 0	AWAY	0- 1	0- 1	1- 3				
0- 0	0- 0	0- 0	NEUTRAL	0- 0	0- 0	0- 0				
1- 8	0- 2	0- 0	NON-CONFERENCE	0- 1	0- 1	1- 4				
1- 2	0- 0	0- 0	HOME	0- 0	0- 0	1- 2				
0- 6	0- 2	0- 0	AWAY	0- 1	0- 1	0- 2				
0- 0	0- 0	0- 0	NEUTRAL	0- 0	0- 0	0- 0				
2- 2	0- 0	0- 0	CONFERENCE	0- 0	0- 0	2- 2				
1- 1	0- 0	0- 0	HOME	0- 0	0- 0	1- 1				
1- 1	0- 0	0- 0	AWAY	0- 0	0- 0	1- 1				
0- 0	0- 0	0- 0	NEUTRAL	0- 0	0- 0	0- 0				

RPI 1-25				RPI 26-50				RPI 51-100				RPI 101+ Team's RPI: 306			
RPI	S	Opponent	Score	RPI	S	Opponent	Score	RPI	S	Opponent	Score	RPI	S	Opponent	Score
2	A	South Carolina	43 103					80	A	South Fla.	29 80	132	A	Wisconsin	67 85
12	A	DePaul	76 105									151	H	Samford	48 83
												176	H	North Ala.	60 81
												182	A	Clemson	43 76
												184	A	Jackson St.	62 94
												254	A	Ole Miss	66 93
												257	H	Ark.-Pine Bluff	62 73
												312	H	Jacksonville St.	68 63
												327	A	Grambling	73 59
												350	H	Mississippi Val.	77 64
LAST 10 Division I															
257	H	Ark.-Pine Bluff	62 73	176	H	North Ala.	60 81								
350	H	Mississippi Val.	77 64	12	A	DePaul	76 105								
327	A	Grambling	73 59	132	A	Wisconsin	67 85								
184	A	Jackson St.	62 94	80	A	South Fla.	29 80								
254	A	Ole Miss	66 93	151	H	Samford	48 83								

Non-Div I Games: Mobile 76 66 Paine 84 58

Alabama St.

Loss, Non-Conf, S Site, H Home A Away N Neutral

Albany (NY)

Through Games Of Jan. 17, 2020

Average RPI Win:	257	WON-LOST	WINNING	LAST 10	STRENGTH OF	OPP. STRENGTH	TEAM	ADJ.	CONF.	ADJ CONF.
Average RPI Loss:	228	RECORD	PCT. RANK	GAMES	SCHEDULE	OF SCHEDULE	RPI	RPI	RPI	RPI
DIV. I ONLY	5- 11	261	4-6	331	307	326	326	28	28	
DIV. I NON-CONF.	3- 9	279	2-4	335	301	334	334	28	28	
TOTALS	RPI 1-25	RPI 26-50	W-L RECORDS	RPI 51-100	RPI 101-150	RPI 150+				
5- 11	0- 0	0- 0	OVERALL	0- 2	0- 1	5- 8				
3- 6	0- 0	0- 0	HOME	0- 0	0- 1	3- 5				
2- 5	0- 0	0- 0	AWAY	0- 2	0- 0	2- 3				
0- 0	0- 0	0- 0	NEUTRAL	0- 0	0- 0	0- 0				
3- 9	0- 0	0- 0	NON-CONFERENCE	0- 2	0- 1	3- 6				
1- 5	0- 0	0- 0	HOME	0- 0	0- 1	1- 4				
2- 4	0- 0	0- 0	AWAY	0- 2	0- 0	2- 2				
0- 0	0- 0	0- 0	NEUTRAL	0- 0	0- 0	0- 0				
2- 2	0- 0	0- 0	CONFERENCE	0- 0	0- 0	2- 2				
2- 1	0- 0	0- 0	HOME	0- 0	0- 0	2- 1				
0- 1	0- 0	0- 0	AWAY	0- 0	0- 0	0- 1				
0- 0	0- 0	0- 0	NEUTRAL	0- 0	0- 0	0- 0				

RPI S	Opponent	Score	RPI S	Opponent	Score	RPI S	Opponent	Score	RPI S	Opponent	Score	Team's RPI: 326
						85	A Marist	52 76	150	H Cornell	51 71	
						91	A Syracuse	53 75	165	H Columbia	82 78	
									195	H Boston U.	58 60	
									196	H Binghamton	56 53	
									243	H Lafayette	47 54	
									250	A Maine	49 60	
									252	H Vermont	58 49	
									279	H Monmouth	41 53	
									291	H New Hampshire	47 48	
									296	H St. Francis Brooklyn	41 49	
									316	A Siena	46 52	
									317	A Bryant	55 68	
									330	A Canisius	70 53	
									342	A Central Conn. St.	73 63	
LAST 10 Division I												
			291	H New Hampshire	47 48	317	A Bryant	55 68				
			250	A Maine	49 60	296	H St. Francis Brooklyn	41 49				
			196	H Binghamton	56 53	316	A Siena	46 52				
			252	H Vermont	58 49	342	A Central Conn. St.	73 63				
			279	H Monmouth	41 53	330	A Canisius	70 53				

Non-Div I Games: FDU-Florham 81 21

Albany (NY)

Loss, Non-Conf, S Site, H Home A Away N Neutral

Average RPI Win: 330	WON-LOST	WINNING	LAST 10	STRENGTH OF	OPP. STRENGTH	TEAM	ADJ.	CONF.	ADJ CONF.
Average RPI Loss: 197	RECORD	PCT. RANK	GAMES	SCHEDULE	OF SCHEDULE	RPI	RPI	RPI	RPI
DIV. I ONLY	4- 10	275	4-6	346	244	328	328	31	31
DIV. I NON-CONF.	2- 8	295	2-4	327	298	335	335	29	29
TOTALS	RPI 1-25	RPI 26-50	W-L RECORDS	RPI 51-100	RPI 101-150	RPI 150+			
4- 10	0- 0	0- 0	OVERALL	0- 1	0- 1	4- 8			
2- 2	0- 0	0- 0	HOME	0- 0	0- 0	2- 2			
2- 6	0- 0	0- 0	AWAY	0- 1	0- 1	2- 4			
0- 2	0- 0	0- 0	NEUTRAL	0- 0	0- 0	0- 2			
2- 8	0- 0	0- 0	NON-CONFERENCE	0- 0	0- 1	2- 7			
1- 1	0- 0	0- 0	HOME	0- 0	0- 0	1- 1			
1- 5	0- 0	0- 0	AWAY	0- 0	0- 1	1- 4			
0- 2	0- 0	0- 0	NEUTRAL	0- 0	0- 0	0- 2			
2- 2	0- 0	0- 0	CONFERENCE	0- 1	0- 0	2- 1			
1- 1	0- 0	0- 0	HOME	0- 0	0- 0	1- 1			
1- 1	0- 0	0- 0	AWAY	0- 1	0- 0	1- 0			
0- 0	0- 0	0- 0	NEUTRAL	0- 0	0- 0	0- 0			

RPI 1-25				RPI 26-50				RPI 51-100				RPI 101+				Team's RPI: 328	
RPI	S	Opponent	Score	RPI	S	Opponent	Score	RPI	S	Opponent	Score	RPI	S	Opponent	Score		
								93	A	Texas Southern	70	105	148	A	SFA	62	67
													167	H	UAB	65	86
													179	A	Memphis	51	57
													182	N	Clemson	46	77
													184	H	Jackson St.	67	83
													206	A	UTEP	47	92
													254	N	Ole Miss	55	73
													266	A	North Texas	31	67
													293	A	Texas St.	59	67
													309	A	Prairie View	68	63
													327	H	Grambling	80	54
													332	A	Tennessee St.	62	57
													351	H	Florida A&M	58	42
LAST 10 Division I																	
				327	H	Grambling	80	54					167	H	UAB	65	86
				184	H	Jackson St.	67	83					351	H	Florida A&M	58	42
				93	A	Texas Southern	70	105					182	N	Clemson	46	77
				309	A	Prairie View	68	63					254	N	Ole Miss	55	73
				293	A	Texas St.	59	67					332	A	Tennessee St.	62	57

Non-Div I Games: Tougaloo 85 61 Louisiana Col. 86 50

Alcorn

Loss, Non-Conf, S Site, H Home A Away N Neutral

American

Through Games Of Jan. 17, 2020

Average RPI Win:	182	WON-LOST	WINNING	LAST 10	STRENGTH OF	OPP. STRENGTH	TEAM	ADJ.	CONF.	ADJ CONF.
Average RPI Loss:	126	RECORD	PCT. RANK	GAMES	SCHEDULE	OF SCHEDULE	RPI	RPI	RPI	RPI
DIV. I ONLY	6- 9	223	4-6	111	154	194	194	15	15	
DIV. I NON-CONF.	4- 6	212	2-3	197	92	209	209	15	15	
TOTALS	RPI 1-25	RPI 26-50	W-L RECORDS	RPI 51-100	RPI 101-150	RPI 150+				
6- 9	0- 0	0- 0	OVERALL	1- 5	2- 0	3- 4				
5- 2	0- 0	0- 0	HOME	1- 2	2- 0	2- 0				
1- 6	0- 0	0- 0	AWAY	0- 2	0- 0	1- 4				
0- 1	0- 0	0- 0	NEUTRAL	0- 1	0- 0	0- 0				
4- 6	0- 0	0- 0	NON-CONFERENCE	1- 3	1- 0	2- 3				
3- 1	0- 0	0- 0	HOME	1- 1	1- 0	1- 0				
1- 4	0- 0	0- 0	AWAY	0- 1	0- 0	1- 3				
0- 1	0- 0	0- 0	NEUTRAL	0- 1	0- 0	0- 0				
2- 3	0- 0	0- 0	CONFERENCE	0- 2	1- 0	1- 1				
2- 1	0- 0	0- 0	HOME	0- 1	1- 0	1- 0				
0- 2	0- 0	0- 0	AWAY	0- 1	0- 0	0- 1				
0- 0	0- 0	0- 0	NEUTRAL	0- 0	0- 0	0- 0				

RPI S	Opponent	Score	RPI S	Opponent	Score	RPI S	Opponent	Score	RPI S	Opponent	Score	Team's RPI: 194
						63	H Minnesota	53 70	102	H Colgate	63 61	
						64	A Bucknell	43 68	137	H George Washington	66 53	
						77	H Villanova	76 54	164	A Saint Joseph's	51 72	
						79	N Buffalo	55 73	185	A Towson	60 63	
						87	H Lehigh	63 64	195	A Boston U.	44 59	
						92	A Ohio	69 81	202	A George Mason	55 73	
									245	H Army West Point	73 57	
									263	A Radford	59 55	
									269	H High Point	56 48	
LAST 10 Division I												
			64	A Bucknell	43 68	137	H George Washington	66 53				
			87	H Lehigh	63 64	263	A Radford	59 55				
			245	H Army West Point	73 57	63	H Minnesota	53 70				
			195	A Boston U.	44 59	79	N Buffalo	55 73				
			102	H Colgate	63 61	164	A Saint Joseph's	51 72				

Non-Div I Games:

American

■ Loss,
■ Non-Conf,
■ S Site,
■ H Home
■ A Away
N Neutral

Appalachian St.

Through Games Of Jan. 17, 2020

Average RPI Win:	313	WON-LOST	WINNING	LAST 10	STRENGTH OF	OPP. STRENGTH	TEAM	ADJ.	CONF.	ADJ CONF.
Average RPI Loss:	140	RECORD	PCT. RANK	GAMES	SCHEDULE	OF SCHEDULE	RPI	RPI	RPI	RPI
DIV. I ONLY	4- 12	290	3-7	204	197	283	283	22	22	
DIV. I NON-CONF.	3- 8	268	2-3	227	202	273	273	22	22	
TOTALS	RPI 1-25	RPI 26-50	W-L RECORDS	RPI 51-100	RPI 101-150	RPI 150+				
4- 12	0- 1	0- 0	OVERALL	0- 2	0- 4	4- 5				
2- 3	0- 0	0- 0	HOME	0- 0	0- 1	2- 2				
1- 8	0- 1	0- 0	AWAY	0- 2	0- 3	1- 2				
1- 1	0- 0	0- 0	NEUTRAL	0- 0	0- 0	1- 1				
3- 8	0- 1	0- 0	NON-CONFERENCE	0- 1	0- 3	3- 3				
1- 2	0- 0	0- 0	HOME	0- 0	0- 0	1- 2				
1- 5	0- 1	0- 0	AWAY	0- 1	0- 3	1- 0				
1- 1	0- 0	0- 0	NEUTRAL	0- 0	0- 0	1- 1				
1- 4	0- 0	0- 0	CONFERENCE	0- 1	0- 1	1- 2				
1- 1	0- 0	0- 0	HOME	0- 0	0- 1	1- 0				
0- 3	0- 0	0- 0	AWAY	0- 1	0- 0	0- 2				
0- 0	0- 0	0- 0	NEUTRAL	0- 0	0- 0	0- 0				

RPI 1-25				RPI 26-50				RPI 51-100				RPI 101+ Team's RPI: 283			
RPI	S	Opponent	Score	RPI	S	Opponent	Score	RPI	S	Opponent	Score	RPI	S	Opponent	Score
2	A	South Carolina	50 92					55	A	Michigan	35 62	107	H	UT Arlington	60 82
								67	A	Troy	55 84	108	A	UNC Greensboro	47 54
												109	A	Elon	66 67
												130	A	VCU	38 66
												183	N	Bethune-Cookman	44 61
												210	H	ETSU	61 67
												213	A	Arkansas St.	58 76
												236	H	Gardner-Webb	56 67
												255	A	South Alabama	66 81
												293	H	Texas St.	73 65
												308	A	Wofford	54 51
												320	H	Mercer	77 68
												330	N	Canisius	74 57
LAST 10 Division I															
213	A	Arkansas St.	58 76	108	A	UNC Greensboro	47 54								
293	H	Texas St.	73 65	330	N	Canisius	74 57								
107	H	UT Arlington	60 82	183	N	Bethune-Cookman	44 61								
67	A	Troy	55 84	55	A	Michigan	35 62								
255	A	South Alabama	66 81	308	A	Wofford	54 51								

Non-Div I Games:

Appalachian St.

■ Loss,
■ Non-Conf, S Site,
■ Home
■ Away
N Neutral

Arizona

Through Games Of Jan. 17, 2020

Average RPI Win:	191	WON-LOST	WINNING	LAST 10	STRENGTH OF	OPP. STRENGTH	TEAM	ADJ.	CONF.	ADJ CONF.
Average RPI Loss:	8	RECORD	PCT. RANK	GAMES	SCHEDULE	OF SCHEDULE	RPI	RPI	RPI	RPI
DIV. I ONLY	14- 3	25	7-3	131	76	43	43	1	1	
DIV. I NON-CONF.	11- 0	1	4-0	325	235	77	77	1	1	
TOTALS	RPI 1-25	RPI 26-50	W-L RECORDS	RPI 51-100	RPI 101-150	RPI 150+				
14- 3	0- 3	1- 0	OVERALL	3- 0	1- 0	9- 0				
7- 2	0- 2	0- 0	HOME	0- 0	1- 0	6- 0				
7- 1	0- 1	1- 0	AWAY	3- 0	0- 0	3- 0				
0- 0	0- 0	0- 0	NEUTRAL	0- 0	0- 0	0- 0				
11- 0	0- 0	0- 0	NON-CONFERENCE	1- 0	1- 0	9- 0				
7- 0	0- 0	0- 0	HOME	0- 0	1- 0	6- 0				
4- 0	0- 0	0- 0	AWAY	1- 0	0- 0	3- 0				
0- 0	0- 0	0- 0	NEUTRAL	0- 0	0- 0	0- 0				
3- 3	0- 3	1- 0	CONFERENCE	2- 0	0- 0	0- 0				
0- 2	0- 2	0- 0	HOME	0- 0	0- 0	0- 0				
3- 1	0- 1	1- 0	AWAY	2- 0	0- 0	0- 0				
0- 0	0- 0	0- 0	NEUTRAL	0- 0	0- 0	0- 0				

RPI S	Opponent	Score	RPI S	Opponent	Score	RPI S	Opponent	Score	RPI S	Opponent	Score
5	H Oregon St.	61 63	30	A Arizona St.	58 53	60	A Texas	83 58	146	H Santa Clara	65 52
9	A UCLA	58 70				61	A Washington St.	74 67	154	H North Dakota	74 42
10	H Oregon	64 71				78	A Southern California	65 57	168	A Montana	77 42
									206	A UTEP	54 43
									241	H UC Riverside	70 27
									266	H UC Santa Barbara	61 42
									279	H Monmouth	86 34
									309	H Prairie View	83 48
									332	H Tennessee St.	77 42
									349	A Chicago St.	82 50
LAST 10 Division I											
61	A Washington St.	74 67	30	A Arizona St.	58 53	266	H UC Santa Barbara	61 42			
10	H Oregon	64 71				332	H Tennessee St.	77 42			
5	H Oregon St.	61 63				206	A UTEP	54 43			
9	A UCLA	58 70				279	H Monmouth	86 34			
78	A Southern California	65 57									

Non-Div I Games:

Arizona

Loss, Non-Conf, S Site, H Home A Away N Neutral

Average RPI Win:	159	WON-LOST	WINNING	LAST 10	STRENGTH OF	OPP. STRENGTH	TEAM	ADJ.	CONF.	ADJ CONF.
Average RPI Loss:	35	RECORD	PCT. RANK	GAMES	SCHEDULE	OF SCHEDULE	RPI	RPI	RPI	RPI
DIV. I ONLY	14- 4	43	8-2	47	40	30	30	1	1	
DIV. I NON-CONF.	10- 2	30	4-0	232	79	67	67	1	1	
TOTALS	RPI 1-25	RPI 26-50	W-L RECORDS	RPI 51-100	RPI 101-150	RPI 150+				
14- 4	3- 2	1- 1	OVERALL	3- 1	0- 0	7- 0				
9- 1	3- 0	0- 1	HOME	1- 0	0- 0	5- 0				
3- 2	0- 1	0- 0	AWAY	2- 1	0- 0	1- 0				
2- 1	0- 1	1- 0	NEUTRAL	0- 0	0- 0	1- 0				
10- 2	1- 1	1- 0	NON-CONFERENCE	1- 1	0- 0	7- 0				
7- 0	1- 0	0- 0	HOME	1- 0	0- 0	5- 0				
1- 1	0- 0	0- 0	AWAY	0- 1	0- 0	1- 0				
2- 1	0- 1	1- 0	NEUTRAL	0- 0	0- 0	1- 0				
4- 2	2- 1	0- 1	CONFERENCE	2- 0	0- 0	0- 0				
2- 1	2- 0	0- 1	HOME	0- 0	0- 0	0- 0				
2- 1	0- 1	0- 0	AWAY	2- 0	0- 0	0- 0				
0- 0	0- 0	0- 0	NEUTRAL	0- 0	0- 0	0- 0				

RPI 1-25				RPI 26-50				RPI 51-100				RPI 101+			
RPI	S	Opponent	Score	RPI	S	Opponent	Score	RPI	S	Opponent	Score	RPI	S	Opponent	Score
5	H	Oregon St.	55 47	43	H	Arizona	53 58	63	A	Minnesota	66 80	172	H	New Mexico	84 47
9	A	UCLA	66 68	45	N	Middle Tenn.	61 60	74	H	BYU	60 52	245	H	Army West Point	83 51
10	H	Oregon	72 66					78	A	Southern California	63 54	250	N	Maine	57 31
22	H	Creighton	70 55					97	A	Washington	67 50	278	H	Idaho St.	74 69
24	N	Purdue	52 59									303	H	Air Force	87 56
												311	A	New Mexico St.	70 47
												331	H	Cal Poly	66 41
LAST 10 Division I															
97	A	Washington	67 50	43	H	Arizona	53 58	22	H	Creighton	70 55	311	A	New Mexico St.	70 47
5	H	Oregon St.	55 47					172	H	New Mexico	84 47	278	H	Idaho St.	74 69
10	H	Oregon	72 66												
78	A	Southern California	63 54												
9	A	UCLA	66 68												

Non-Div I Games:

Arizona St.

Average RPI Win:	328	WON-LOST	WINNING	LAST 10	STRENGTH OF	OPP. STRENGTH	TEAM	ADJ.	CONF.	ADJ CONF.
Average RPI Loss:	156	RECORD	PCT. RANK	GAMES	SCHEDULE	OF SCHEDULE	RPI	RPI	RPI	RPI
DIV. I ONLY	2- 10	322	2-8	166	305	257	257	31	31	
DIV. I NON-CONF.	0- 9	338	0-7	50	244	303	303	29	29	
TOTALS	RPI 1-25	RPI 26-50	W-L RECORDS	RPI 51-100	RPI 101-150	RPI 150+				
2- 10	0- 0	0- 0	OVERALL	0- 3	0- 3	2- 4				
0- 0	0- 0	0- 0	HOME	0- 0	0- 0	0- 0				
2- 10	0- 0	0- 0	AWAY	0- 3	0- 3	2- 4				
0- 0	0- 0	0- 0	NEUTRAL	0- 0	0- 0	0- 0				
0- 9	0- 0	0- 0	NON-CONFERENCE	0- 3	0- 3	0- 3				
0- 0	0- 0	0- 0	HOME	0- 0	0- 0	0- 0				
0- 9	0- 0	0- 0	AWAY	0- 3	0- 3	0- 3				
0- 0	0- 0	0- 0	NEUTRAL	0- 0	0- 0	0- 0				
2- 1	0- 0	0- 0	CONFERENCE	0- 0	0- 0	2- 1				
0- 0	0- 0	0- 0	HOME	0- 0	0- 0	0- 0				
2- 1	0- 0	0- 0	AWAY	0- 0	0- 0	2- 1				
0- 0	0- 0	0- 0	NEUTRAL	0- 0	0- 0	0- 0				

RPI 1-25				RPI 26-50				RPI 51-100				RPI 101+				Team's RPI: 257	
RPI	S	Opponent	Score	RPI	S	Opponent	Score	RPI	S	Opponent	Score	RPI	S	Opponent	Score		
								61	A	Washington St.	56	85	110	A	Coastal Caro.	69	76
								69	A	Tennessee	51	92	126	A	Illinois	50	65
								86	A	Iowa St.	40	90	144	A	Wichita St.	50	100
												189	A	Texas Tech	55	81	
												213	A	Arkansas St.	60	81	
												281	A	Milwaukee	55	69	
												284	A	Alabama A&M	55	74	
												306	A	Alabama St.	73	62	
												350	A	Mississippi Val.	80	77	
LAST 10 Division I																	
				306	A	Alabama St.	73	62	213	A	Arkansas St.	60	81				
				284	A	Alabama A&M	55	74	61	A	Washington St.	56	85				
				350	A	Mississippi Val.	80	77	86	A	Iowa St.	40	90				
				189	A	Texas Tech	55	81	69	A	Tennessee	51	92				
				144	A	Wichita St.	50	100	126	A	Illinois	50	65				

Non-Div I Games: Philander Smith 66 54

Ark.-Pine Bluff

■ Loss,
 ■ Non-Conf,
 ■ S Site,
 ■ Home
 ■ A Away
 N Neutral

Arkansas

Through Games Of Jan. 17, 2020

Average RPI Win:	173	WON-LOST	WINNING	LAST 10	STRENGTH OF	OPP. STRENGTH	TEAM	ADJ.	CONF.	ADJ CONF.
Average RPI Loss:	41	RECORD	PCT. RANK	GAMES	SCHEDULE	OF SCHEDULE	RPI	RPI	RPI	RPI
DIV. I ONLY	14- 3	25	8-2	137	45	47	47	5	5	
DIV. I NON-CONF.	12- 1	9	6-0	186	103	32	32	5	5	
TOTALS	RPI 1-25	RPI 26-50	W-L RECORDS	RPI 51-100	RPI 101-150	RPI 150+				
14- 3	0- 2	0- 0	OVERALL	2- 0	5- 1	7- 0				
11- 1	0- 1	0- 0	HOME	2- 0	2- 0	7- 0				
1- 2	0- 1	0- 0	AWAY	0- 0	1- 1	0- 0				
2- 0	0- 0	0- 0	NEUTRAL	0- 0	2- 0	0- 0				
12- 1	0- 0	0- 0	NON-CONFERENCE	2- 0	4- 1	6- 0				
10- 0	0- 0	0- 0	HOME	2- 0	2- 0	6- 0				
0- 1	0- 0	0- 0	AWAY	0- 0	0- 1	0- 0				
2- 0	0- 0	0- 0	NEUTRAL	0- 0	2- 0	0- 0				
2- 2	0- 2	0- 0	CONFERENCE	0- 0	1- 0	1- 0				
1- 1	0- 1	0- 0	HOME	0- 0	0- 0	1- 0				
1- 1	0- 1	0- 0	AWAY	0- 0	1- 0	0- 0				
0- 0	0- 0	0- 0	NEUTRAL	0- 0	0- 0	0- 0				

RPI 1-25				RPI 26-50		Team's RPI: 47	RPI 51-100			RPI 101+		
RPI	S	Opponent	Score	RPI	S	Opponent	Score	RPI	S	Opponent	Score	
2	A	South Carolina	82 91					71	H	UT Martin	96 46	101 A California 80 84
19	H	Texas A&M	77 84					89	H	Belmont	91 60	104 H Stony Brook 88 58
												114 H New Orleans 82 52
												129 N Fordham 71 59
												132 N Wisconsin 68 64
												149 A Auburn 86 70
												158 H Missouri 90 73
												159 H Kansas St. 81 72
												207 H Little Rock 86 53
												220 H Tulsa 91 41
												227 H Oral Roberts 96 64
												318 H McNeese 101 58
												344 H Northwestern St. 99 39
LAST 10 Division I												
158	H	Missouri	90 73	207	H	Little Rock	86 53					
2	A	South Carolina	82 91	344	H	Northwestern St.	99 39					
149	A	Auburn	86 70	220	H	Tulsa	91 41					
19	H	Texas A&M	77 84	159	H	Kansas St.	81 72					
71	H	UT Martin	96 46	132	N	Wisconsin	68 64					

Non-Div I Games:

Arkansas

■ Loss,
 ■ Non-Conf, S Site,
 ■ Home
 ■ Away
 N Neutral

Arkansas St.

Through Games Of Jan. 17, 2020

Average RPI Win:	286	WON-LOST	WINNING	LAST 10	STRENGTH OF	OPP. STRENGTH	TEAM	ADJ.	CONF.	ADJ CONF.
Average RPI Loss:	136	RECORD	PCT. RANK	GAMES	SCHEDULE	OF SCHEDULE	RPI	RPI	RPI	RPI
DIV. I ONLY	6- 9	223	6-4	209	231	213	213	22	22	
DIV. I NON-CONF.	2- 8	295	2-3	117	222	247	247	22	22	
TOTALS	RPI 1-25	RPI 26-50	W-L RECORDS	RPI 51-100	RPI 101-150	RPI 150+				
6- 9	0- 2	0- 0	OVERALL	0- 1	0- 1	6- 5				
4- 1	0- 0	0- 0	HOME	0- 0	0- 0	4- 1				
2- 7	0- 2	0- 0	AWAY	0- 0	0- 1	2- 4				
0- 1	0- 0	0- 0	NEUTRAL	0- 1	0- 0	0- 0				
2- 8	0- 2	0- 0	NON-CONFERENCE	0- 1	0- 0	2- 5				
1- 1	0- 0	0- 0	HOME	0- 0	0- 0	1- 1				
1- 6	0- 2	0- 0	AWAY	0- 0	0- 0	1- 4				
0- 1	0- 0	0- 0	NEUTRAL	0- 1	0- 0	0- 0				
4- 1	0- 0	0- 0	CONFERENCE	0- 0	0- 1	4- 0				
3- 0	0- 0	0- 0	HOME	0- 0	0- 0	3- 0				
1- 1	0- 0	0- 0	AWAY	0- 0	0- 1	1- 0				
0- 0	0- 0	0- 0	NEUTRAL	0- 0	0- 0	0- 0				

RPI 1-25				RPI 26-50				RPI 51-100				RPI 101+ Team's RPI: 213			
RPI	S	Opponent	Score	RPI	S	Opponent	Score	RPI	S	Opponent	Score	RPI	S	Opponent	Score
12	A	DePaul	64 109					81	N	N.C. A&T	50 55	107	A	UT Arlington	44 71
13	A	Baylor	43 111									163	H	Southeast Mo. St.	67 79
												179	A	Memphis	50 78
												211	A	Murray St.	62 77
												220	A	Tulsa	77 79
												237	A	Louisiana Tech	54 67
												257	H	Ark.-Pine Bluff	81 60
												271	A	San Diego St.	71 62
												283	H	Appalachian St.	76 58
												287	H	Ga. Southern	69 62
												293	A	Texas St.	56 53
												323	H	Georgia St.	70 68
LAST 10 Division I															
283	H	Appalachian St.	76 58	237	A	Louisiana Tech	54 67								
287	H	Ga. Southern	69 62	13	A	Baylor	43 111								
323	H	Georgia St.	70 68	179	A	Memphis	50 78								
293	A	Texas St.	56 53	257	H	Ark.-Pine Bluff	81 60								
107	A	UT Arlington	44 71	271	A	San Diego St.	71 62								

Non-Div I Games: Central Baptist 88 63

Arkansas St.

■ Loss,
 ■ Non-Conf, S Site,
 ■ Home
 ■ Away
 N Neutral

Army West Point

Through Games Of Jan. 17, 2020

Average RPI Win:	288	WON-LOST	WINNING	LAST 10	STRENGTH OF	OPP. STRENGTH	TEAM	ADJ.	CONF.	ADJ CONF.
Average RPI Loss:	136	RECORD	PCT. RANK	GAMES	SCHEDULE	OF SCHEDULE	RPI	RPI	RPI	RPI
DIV. I ONLY	5- 11	261	4-6	149	288	245	245	15	15	
DIV. I NON-CONF.	4- 7	225	3-2	220	317	256	256	15	15	
TOTALS	RPI 1-25	RPI 26-50	W-L RECORDS	RPI 51-100	RPI 101-150	RPI 150+				
5- 11	0- 0	0- 2	OVERALL	0- 2	1- 2	4- 5				
3- 5	0- 0	0- 1	HOME	0- 1	1- 1	2- 2				
2- 6	0- 0	0- 1	AWAY	0- 1	0- 1	2- 3				
0- 0	0- 0	0- 0	NEUTRAL	0- 0	0- 0	0- 0				
4- 7	0- 0	0- 2	NON-CONFERENCE	0- 1	0- 1	4- 3				
2- 3	0- 0	0- 1	HOME	0- 0	0- 1	2- 1				
2- 4	0- 0	0- 1	AWAY	0- 1	0- 0	2- 2				
0- 0	0- 0	0- 0	NEUTRAL	0- 0	0- 0	0- 0				
1- 4	0- 0	0- 0	CONFERENCE	0- 1	1- 1	0- 2				
1- 2	0- 0	0- 0	HOME	0- 1	1- 0	0- 1				
0- 2	0- 0	0- 0	AWAY	0- 0	0- 1	0- 1				
0- 0	0- 0	0- 0	NEUTRAL	0- 0	0- 0	0- 0				

RPI 1-25			RPI 26-50			RPI 51-100			RPI 101+			Team's RPI: 245
RPI	S	Opponent	Score	RPI	S	Opponent	Score	RPI	S	Opponent	Score	
29	H	TCU	52 66	54	A	St. John's (NY)	60 96	102	A	Colgate	93 100	
30	A	Arizona St.	51 83	64	H	Bucknell	52 63	141	H	Holy Cross	61 48	
								145	H	William & Mary	65 77	
								165	H	Columbia	62 71	
								194	A	American	57 73	
								195	H	Boston U.	66 72	
								217	A	Manhattan	56 86	
								296	A	St. Francis Brooklyn	64 70	
								303	A	Air Force	68 66	
								317	H	Bryant	81 75	
								334	A	Fairleigh Dickinson	70 68	
								347	H	LIU Brooklyn	67 60	
LAST 10 Division I												
141	H	Holy Cross	61 48	317	H	Bryant	81 75					
195	H	Boston U.	66 72	217	A	Manhattan	56 86					
194	A	American	57 73	54	A	St. John's (NY)	60 96					
102	A	Colgate	93 100	347	H	LIU Brooklyn	67 60					
64	H	Bucknell	52 63	334	A	Fairleigh Dickinson	70 68					

Non-Div I Games:

Army West Point

Loss, Non-Conf, S Site, H Home A Away N Neutral

Average RPI Win:	220	WON-LOST	WINNING	LAST 10	STRENGTH OF	OPP. STRENGTH	TEAM	ADJ.	CONF.	ADJ CONF.
Average RPI Loss:	70	RECORD	PCT. RANK	GAMES	SCHEDULE	OF SCHEDULE	RPI	RPI	RPI	RPI
DIV. I ONLY	6- 9	223	4-6	36	101	149	149	5	5	
DIV. I NON-CONF.	6- 5	151	4-2	67	145	106	106	5	5	
TOTALS	RPI 1-25	RPI 26-50	W-L RECORDS	RPI 51-100	RPI 101-150	RPI 150+				
6- 9	0- 0	0- 5	OVERALL	1- 2	0- 1	5- 1				
4- 4	0- 0	0- 2	HOME	0- 1	0- 1	4- 0				
1- 3	0- 0	0- 1	AWAY	0- 1	0- 0	1- 1				
1- 2	0- 0	0- 2	NEUTRAL	1- 0	0- 0	0- 0				
6- 5	0- 0	0- 4	NON-CONFERENCE	1- 0	0- 0	5- 1				
4- 1	0- 0	0- 1	HOME	0- 0	0- 0	4- 0				
1- 2	0- 0	0- 1	AWAY	0- 0	0- 0	1- 1				
1- 2	0- 0	0- 2	NEUTRAL	1- 0	0- 0	0- 0				
0- 4	0- 0	0- 1	CONFERENCE	0- 2	0- 1	0- 0				
0- 3	0- 0	0- 1	HOME	0- 1	0- 1	0- 0				
0- 1	0- 0	0- 0	AWAY	0- 1	0- 0	0- 0				
0- 0	0- 0	0- 0	NEUTRAL	0- 0	0- 0	0- 0				

RPI	S	Opponent	Score	RPI	S	Opponent	Score	RPI	S	Opponent	Score	RPI	S	Opponent	Score	Team's RPI: 149
29	A	TCU	65 80	58	A	Vanderbilt	55 77	142	H	Florida	63 83	164	H	Saint Joseph's	66 62	
31	N	Drake	82 83	70	H	Alabama	48 75	167	A	UAB	75 80	183	H	Bethune-Cookman	74 56	
37	H	Old Dominion	77 89	100	N	Dayton	76 74	255	A	South Alabama	82 62	308	H	Wofford	84 82	
45	N	Middle Tenn.	50 73					312	H	Jacksonville St.	62 53					
47	H	Arkansas	70 86													
LAST 10 Division I																
70	H	Alabama	48 75	183	H	Bethune-Cookman	74 56									
142	H	Florida	63 83	29	A	TCU	65 80									
47	H	Arkansas	70 86	255	A	South Alabama	82 62									
58	A	Vanderbilt	55 77	31	N	Drake	82 83									
312	H	Jacksonville St.	62 53	100	N	Dayton	76 74									

Non-Div I Games:

Auburn

■ Loss,
 ■ Non-Conf,
 ■ S Site,
 ■ H Home
 ■ A Away
 N Neutral

Average RPI Win:	259	WON-LOST	WINNING	LAST 10	STRENGTH OF	OPP. STRENGTH	TEAM	ADJ.	CONF.	ADJ CONF.
Average RPI Loss:	116	RECORD	PCT. RANK	GAMES	SCHEDULE	OF SCHEDULE	RPI	RPI	RPI	RPI
DIV. I ONLY	8- 6	136	5-5	200	320	147	147	20	20	
DIV. I NON-CONF.	7- 2	56	4-1	260	286	82	82	20	20	
TOTALS	RPI 1-25	RPI 26-50	W-L RECORDS	RPI 51-100	RPI 101-150	RPI 150+				
8- 6	0- 1	0- 0	OVERALL	1- 1	0- 1	7- 3				
2- 2	0- 0	0- 0	HOME	1- 1	0- 0	1- 1				
5- 4	0- 1	0- 0	AWAY	0- 0	0- 1	5- 2				
1- 0	0- 0	0- 0	NEUTRAL	0- 0	0- 0	1- 0				
7- 2	0- 1	0- 0	NON-CONFERENCE	1- 0	0- 1	6- 0				
2- 0	0- 0	0- 0	HOME	1- 0	0- 0	1- 0				
4- 2	0- 1	0- 0	AWAY	0- 0	0- 1	4- 0				
1- 0	0- 0	0- 0	NEUTRAL	0- 0	0- 0	1- 0				
1- 4	0- 0	0- 0	CONFERENCE	0- 1	0- 0	1- 3				
0- 2	0- 0	0- 0	HOME	0- 1	0- 0	0- 1				
1- 2	0- 0	0- 0	AWAY	0- 0	0- 0	1- 2				
0- 0	0- 0	0- 0	NEUTRAL	0- 0	0- 0	0- 0				

RPI S	Opponent	Score	RPI S	Opponent	Score	RPI S	Opponent	Score	RPI S	Opponent	Score	Team's RPI: 147
16	A Kentucky	52 81				71	H UT Martin	61 69	126	A Illinois	62 76	
						72	H Illinois St.	77 72	155	A Tennessee Tech	49 58	
									163	A Southeast Mo. St.	43 81	
									163	H Southeast Mo. St.	66 79	
									196	N Binghamton	80 63	
									215	A Chattanooga	50 49	
									284	A Alabama A&M	67 61	
									312	A Jacksonville St.	63 57	
									314	A FIU	58 56	
									325	H Evansville	80 64	
									350	A Mississippi Val.	100 82	
LAST 10 Division I												
163	A Southeast Mo. St.	43 81	72	H Illinois St.	77 72							
312	A Jacksonville St.	63 57	314	A FIU	58 56							
155	A Tennessee Tech	49 58	196	N Binghamton	80 63							
71	H UT Martin	61 69	284	A Alabama A&M	67 61							
163	H Southeast Mo. St.	66 79	16	A Kentucky	52 81							

Non-Div I Games: Christian Bros. 82 62 Ky. Wesleyan 103 70

Austin Peay

Loss, Non-Conf, S Site, H Home A Away N Neutral

Average RPI Win:	205	WON-LOST	WINNING	LAST 10	STRENGTH OF	OPP. STRENGTH	TEAM	ADJ.	CONF.	ADJ CONF.
Average RPI Loss:	65	RECORD	PCT. RANK	GAMES	SCHEDULE	OF SCHEDULE	RPI	RPI	RPI	RPI
DIV. I ONLY	8- 7	153	6-4	42	118	74	74	11	11	
DIV. I NON-CONF.	4- 5	195	2-2	35	110	95	95	11	11	
TOTALS	RPI 1-25	RPI 26-50	W-L RECORDS	RPI 51-100	RPI 101-150	RPI 150+				
8- 7	0- 2	0- 1	OVERALL	2- 1	0- 3	6- 0				
3- 3	0- 1	0- 0	HOME	0- 0	0- 2	3- 0				
4- 3	0- 0	0- 1	AWAY	2- 1	0- 1	2- 0				
1- 1	0- 1	0- 0	NEUTRAL	0- 0	0- 0	1- 0				
4- 5	0- 1	0- 1	NON-CONFERENCE	1- 1	0- 2	3- 0				
2- 1	0- 0	0- 0	HOME	0- 0	0- 1	2- 0				
1- 3	0- 0	0- 1	AWAY	1- 1	0- 1	0- 0				
1- 1	0- 1	0- 0	NEUTRAL	0- 0	0- 0	1- 0				
4- 2	0- 1	0- 0	CONFERENCE	1- 0	0- 1	3- 0				
1- 2	0- 1	0- 0	HOME	0- 0	0- 1	1- 0				
3- 0	0- 0	0- 0	AWAY	1- 0	0- 0	2- 0				
0- 0	0- 0	0- 0	NEUTRAL	0- 0	0- 0	0- 0				

RPI 1-25				RPI 26-50				RPI 51-100				RPI 101+			
RPI	S	Opponent	Score	RPI	S	Opponent	Score	RPI	S	Opponent	Score	RPI	S	Opponent	Score
5	N	Oregon St.	34 65	30	A	Arizona St.	52 60	61	A	Washington St.	50 67	106	A	Boise St.	55 66
7	H	Gonzaga	43 55					90	A	Pacific	76 66	111	H	Utah	73 77
								95	A	Fresno St.	71 65	136	H	Portland	48 57
												157	N	San Jose St.	75 56
												169	H	San Diego	52 36
												233	A	Pepperdine	65 47
												276	A	LMU (CA)	59 44
												289	H	Utah St.	67 50
												329	H	Utah Valley	71 57
LAST 10 Division I															
				90	A	Pacific	76 66	276	A	LMU (CA)	59 44				
				169	H	San Diego	52 36	5	N	Oregon St.	34 65				
				136	H	Portland	48 57	157	N	San Jose St.	75 56				
				7	H	Gonzaga	43 55	329	H	Utah Valley	71 57				
				233	A	Pepperdine	65 47	106	A	Boise St.	55 66				

Non-Div I Games: Tex. A&M-Kingsville90 38

BYU

Loss,
Non-Conf, S Site,
H Home
A Away
N Neutral

Average RPI Win:	181	WON-LOST	WINNING	LAST 10	STRENGTH OF	OPP. STRENGTH	TEAM	ADJ.	CONF.	ADJ CONF.
Average RPI Loss:	76	RECORD	PCT. RANK	GAMES	SCHEDULE	OF SCHEDULE	RPI	RPI	RPI	RPI
DIV. I ONLY	10- 5	79	7-3	118	97	65	65	10	10	
DIV. I NON-CONF.	7- 4	100	4-2	148	118	90	90	10	10	
TOTALS	RPI 1-25	RPI 26-50	W-L RECORDS	RPI 51-100	RPI 101-150	RPI 150+				
10- 5	0- 0	0- 2	OVERALL	1- 1	3- 2	6- 0				
4- 1	0- 0	0- 1	HOME	0- 0	2- 0	2- 0				
3- 3	0- 0	0- 1	AWAY	0- 1	0- 1	3- 0				
3- 1	0- 0	0- 0	NEUTRAL	1- 0	1- 1	1- 0				
7- 4	0- 0	0- 1	NON-CONFERENCE	1- 1	2- 2	4- 0				
2- 1	0- 0	0- 1	HOME	0- 0	1- 0	1- 0				
2- 2	0- 0	0- 0	AWAY	0- 1	0- 1	2- 0				
3- 1	0- 0	0- 0	NEUTRAL	1- 0	1- 1	1- 0				
3- 1	0- 0	0- 1	CONFERENCE	0- 0	1- 0	2- 0				
2- 0	0- 0	0- 0	HOME	0- 0	1- 0	1- 0				
1- 1	0- 0	0- 1	AWAY	0- 0	0- 0	1- 0				
0- 0	0- 0	0- 0	NEUTRAL	0- 0	0- 0	0- 0				

RPI 1-25			RPI 26-50			RPI 51-100			Team's RPI: 65	RPI 101+		
RPI	S	Opponent	Score	RPI	S	Opponent	Score	RPI	S	Opponent	Score	
27	A	Central Mich.	39 66	57	A	IUPUI	48 65	112	N	Providence	52 51	
44	H	Western Ky.	86 91	87	N	Lehigh	54 52	117	H	Kent St.	66 62	
								119	A	Cincinnati	56 63	
								121	H	Butler	74 70	
								132	N	Wisconsin	56 67	
								172	A	New Mexico	70 57	
								177	H	Eastern Mich.	59 54	
								203	A	Bowling Green	86 80	
								216	H	Xavier	70 49	
								276	N	LMU (CA)	77 72	
								324	A	Purdue Fort Wayne	83 52	
LAST 10 Division I												
27	A	Central Mich.	39 66	112	N	Providence	52 51					
177	H	Eastern Mich.	59 54	276	N	LMU (CA)	77 72					
203	A	Bowling Green	86 80	44	H	Western Ky.	86 91					
117	H	Kent St.	66 62	132	N	Wisconsin	56 67					
172	A	New Mexico	70 57	87	N	Lehigh	54 52					

Non-Div I Games: Urbana 84 49

Ball St.

Average RPI Win:	140	WON-LOST	WINNING	LAST 10	STRENGTH OF	OPP. STRENGTH	TEAM	ADJ.	CONF.	ADJ CONF.
Average RPI Loss:	2	RECORD	PCT. RANK	GAMES	SCHEDULE	OF SCHEDULE	RPI	RPI	RPI	RPI
DIV. I ONLY	14- 1	9	9-1	63	8	13	13	3	3	
DIV. I NON-CONF.	11- 1	13	6-1	121	17	20	20	4	4	
TOTALS	RPI 1-25	RPI 26-50	W-L RECORDS	RPI 51-100	RPI 101-150	RPI 150+				
14- 1	3- 1	1- 0	OVERALL	4- 0	0- 0	6- 0				
9- 0	0- 0	1- 0	HOME	2- 0	0- 0	6- 0				
3- 0	2- 0	0- 0	AWAY	1- 0	0- 0	0- 0				
2- 1	1- 1	0- 0	NEUTRAL	1- 0	0- 0	0- 0				
11- 1	2- 1	0- 0	NON-CONFERENCE	3- 0	0- 0	6- 0				
8- 0	0- 0	0- 0	HOME	2- 0	0- 0	6- 0				
1- 0	1- 0	0- 0	AWAY	0- 0	0- 0	0- 0				
2- 1	1- 1	0- 0	NEUTRAL	1- 0	0- 0	0- 0				
3- 0	1- 0	1- 0	CONFERENCE	1- 0	0- 0	0- 0				
1- 0	0- 0	1- 0	HOME	0- 0	0- 0	0- 0				
2- 0	1- 0	0- 0	AWAY	1- 0	0- 0	0- 0				
0- 0	0- 0	0- 0	NEUTRAL	0- 0	0- 0	0- 0				

RPI 1-25				RPI 26-50				RPI 51-100				RPI 101+			
RPI	S	Opponent	Score	RPI	S	Opponent	Score	RPI	S	Opponent	Score	RPI	S	Opponent	Score
2	N	South Carolina	59 74	39	H	Oklahoma St.	94 48	61	N	Washington St.	89 66	193	H	Lamar University	90 28
3	A	UConn	74 58					73	A	Kansas	90 47	213	H	Arkansas St.	111 43
11	N	Indiana	77 62					75	H	Georgia	72 38	272	H	Morehead St.	94 47
23	A	Oklahoma	77 56					80	H	South Fla.	58 46	291	H	New Hampshire	97 29
												300	H	Houston Baptist	112 42
												327	H	Grambling	120 46
LAST 10 Division I															
73	A	Kansas	90 47	213	H	Arkansas St.	111 43								
39	H	Oklahoma St.	94 48	75	H	Georgia	72 38								
3	A	UConn	74 58	2	N	South Carolina	59 74								
23	A	Oklahoma	77 56	11	N	Indiana	77 62								
272	H	Morehead St.	94 47	61	N	Washington St.	89 66								

Non-Div I Games:

Baylor

■ Loss,
 ■ Non-Conf, S Site,
 ■ Home
 ■ Away
 N Neutral

Belmont

Through Games Of Jan. 17, 2020

Average RPI Win:	200	WON-LOST	WINNING	LAST 10	STRENGTH OF	OPP. STRENGTH	TEAM	ADJ.	CONF.	ADJ CONF.
Average RPI Loss:	60	RECORD	PCT. RANK	GAMES	SCHEDULE	OF SCHEDULE	RPI	RPI	RPI	RPI
DIV. I ONLY	9- 7	143	6-4	84	100	89	89	20	20	
DIV. I NON-CONF.	5- 6	187	2-3	58	14	100	100	20	20	
TOTALS	RPI 1-25	RPI 26-50	W-L RECORDS	RPI 51-100	RPI 101-150	RPI 150+				
9- 7	0- 1	1- 4	OVERALL	1- 1	0- 0	7- 1				
7- 0	0- 0	1- 0	HOME	1- 0	0- 0	5- 0				
2- 5	0- 0	0- 3	AWAY	0- 1	0- 0	2- 1				
0- 2	0- 1	0- 1	NEUTRAL	0- 0	0- 0	0- 0				
5- 6	0- 1	1- 4	NON-CONFERENCE	1- 0	0- 0	3- 1				
4- 0	0- 0	1- 0	HOME	1- 0	0- 0	2- 0				
1- 4	0- 0	0- 3	AWAY	0- 0	0- 0	1- 1				
0- 2	0- 1	0- 1	NEUTRAL	0- 0	0- 0	0- 0				
4- 1	0- 0	0- 0	CONFERENCE	0- 1	0- 0	4- 0				
3- 0	0- 0	0- 0	HOME	0- 0	0- 0	3- 0				
1- 1	0- 0	0- 0	AWAY	0- 1	0- 0	1- 0				
0- 0	0- 0	0- 0	NEUTRAL	0- 0	0- 0	0- 0				

RPI 1-25				RPI 26-50				RPI 51-100				Team's RPI: 89	RPI 101+			
RPI	S	Opponent	Score	RPI	S	Opponent	Score	RPI	S	Opponent	Score		RPI	S	Opponent	Score
21	N	Maryland	26 90	34	A	Marquette	51 53	68	H	UCF	72 37		163	A	Southeast Mo. St.	57 45
				35	N	Virginia Tech	58 60	71	A	UT Martin	57 74		166	A	Toledo	48 53
				44	A	Western Ky.	46 77						215	H	Chattanooga	63 50
				45	H	Middle Tenn.	68 57						230	H	Northern Ky.	62 45
				47	A	Arkansas	60 91						247	H	Eastern Ill.	69 45
													258	H	Eastern Ky.	68 48
													262	A	Lipscomb	69 68
													310	H	SIUE	69 48
LAST 10 Division I																
				258	H	Eastern Ky.	68 48					34	A	Marquette	51 53	
				71	A	UT Martin	57 74					45	H	Middle Tenn.	68 57	
				163	A	Southeast Mo. St.	57 45					262	A	Lipscomb	69 68	
				247	H	Eastern Ill.	69 45					166	A	Toledo	48 53	
				310	H	SIUE	69 48					21	N	Maryland	26 90	

Non-Div I Games:

Belmont

Loss, Non-Conf, S Site, H Home A Away N Neutral

Bethune-Cookman

Through Games Of Jan. 17, 2020

Average RPI Win:	282	WON-LOST	WINNING	LAST 10	STRENGTH OF	OPP. STRENGTH	TEAM	ADJ.	CONF.	ADJ CONF.
Average RPI Loss:	95	RECORD	PCT. RANK	GAMES	SCHEDULE	OF SCHEDULE	RPI	RPI	RPI	RPI
DIV. I ONLY	9- 5	93	6-4	308	224	183	183	30	30	
DIV. I NON-CONF.	6- 4	122	3-3	284	182	168	168	31	31	
TOTALS	RPI 1-25	RPI 26-50	W-L RECORDS	RPI 51-100	RPI 101-150	RPI 150+				
9- 5	0- 0	0- 1	OVERALL	0- 2	0- 1	9- 1				
3- 2	0- 0	0- 1	HOME	0- 1	0- 0	3- 0				
5- 3	0- 0	0- 0	AWAY	0- 1	0- 1	5- 1				
1- 0	0- 0	0- 0	NEUTRAL	0- 0	0- 0	1- 0				
6- 4	0- 0	0- 1	NON-CONFERENCE	0- 2	0- 1	6- 0				
1- 2	0- 0	0- 1	HOME	0- 1	0- 0	1- 0				
4- 2	0- 0	0- 0	AWAY	0- 1	0- 1	4- 0				
1- 0	0- 0	0- 0	NEUTRAL	0- 0	0- 0	1- 0				
3- 1	0- 0	0- 0	CONFERENCE	0- 0	0- 0	3- 1				
2- 0	0- 0	0- 0	HOME	0- 0	0- 0	2- 0				
1- 1	0- 0	0- 0	AWAY	0- 0	0- 0	1- 1				
0- 0	0- 0	0- 0	NEUTRAL	0- 0	0- 0	0- 0				

RPI 1-25				RPI 26-50				RPI 51-100				RPI 101+ Team's RPI: 183			
RPI	S	Opponent	Score	RPI	S	Opponent	Score	RPI	S	Opponent	Score	RPI	S	Opponent	Score
				27	H	Central Mich.	67 92	67	H	Troy	62 68	149	A	Auburn	56 74
								70	A	Alabama	49 60	160	A	Norfolk St.	51 61
												221	A	Howard	75 59
												222	A	Jacksonville	53 52
												226	A	Stetson	59 55
												283	N	Appalachian St.	61 44
												287	H	Ga. Southern	75 57
												299	H	Morgan St.	74 65
												314	A	FIU	65 60
												339	A	Charleston So.	81 41
												343	H	Coppin St.	82 51
LAST 10 Division I															
				299	H	Morgan St.	74 65	226	A	Stetson	59 55				
				343	H	Coppin St.	82 51	283	N	Appalachian St.	61 44				
				221	A	Howard	75 59	70	A	Alabama	49 60				
				160	A	Norfolk St.	51 61	149	A	Auburn	56 74				
				27	H	Central Mich.	67 92	222	A	Jacksonville	53 52				

Non-Div I Games: Edward Waters 79 46 Palm Beach Atl. 68 45

Bethune-Cookman

■ Loss,
 ■ Non-Conf, S Site,
 ■ Home
 ■ Away
 N Neutral

Average RPI Win: 267		WON-LOST	WINNING	LAST 10	STRENGTH OF	OPP. STRENGTH	TEAM	ADJ.	CONF.	ADJ CONF.
Average RPI Loss: 198		RECORD	PCT. RANK	GAMES	SCHEDULE	OF SCHEDULE	RPI	RPI	RPI	RPI
DIV. I ONLY		11- 5	75	5-5	337	230	196	196	28	28
DIV. I NON-CONF.		10- 2	30	4-2	330	194	126	126	28	28
TOTALS	RPI 1-25		RPI 26-50		W-L RECORDS		RPI 51-100		RPI 101-150	RPI 150+
11- 5	0- 0		0- 1		OVERALL		0- 0		1- 1	10- 3
5- 1	0- 0		0- 0		HOME		0- 0		0- 0	5- 1
5- 3	0- 0		0- 1		AWAY		0- 0		1- 0	4- 2
1- 1	0- 0		0- 0		NEUTRAL		0- 0		0- 1	1- 0
10- 2	0- 0		0- 1		NON-CONFERENCE		0- 0		1- 1	9- 0
5- 0	0- 0		0- 0		HOME		0- 0		0- 0	5- 0
4- 1	0- 0		0- 1		AWAY		0- 0		1- 0	3- 0
1- 1	0- 0		0- 0		NEUTRAL		0- 0		0- 1	1- 0
1- 3	0- 0		0- 0		CONFERENCE		0- 0		0- 0	1- 3
0- 1	0- 0		0- 0		HOME		0- 0		0- 0	0- 1
1- 2	0- 0		0- 0		AWAY		0- 0		0- 0	1- 2
0- 0	0- 0		0- 0		NEUTRAL		0- 0		0- 0	0- 0

RPI 1-25				RPI 26-50				RPI 51-100				RPI 101+				Team's RPI: 196	
RPI	S	Opponent	Score	RPI	S	Opponent	Score	RPI	S	Opponent	Score	RPI	S	Opponent	Score		
				40	A	Miami (FL)	56 79					147	N	Austin Peay	63 80		
												150	A	Cornell	59 56		
												177	H	Eastern Mich.	78 67		
												223	H	UMass Lowell	56 66		
												228	H	Niagara	74 55		
												243	H	Lafayette	74 64		
												252	A	Vermont	62 65		
												256	A	Delaware St.	75 66		
												273	H	St. Bonaventure	78 67		
												313	A	UMBC	61 43		
												316	A	Siena	89 62		
												321	H	NJIT	75 40		
												326	A	Albany (NY)	53 56		
												327	N	Grambling	88 67		
												334	A	Fairleigh Dickinson	60 48		
LAST 10 Division I																	
				252	A	Vermont	62 65	327	N	Grambling	88 67						
				223	H	UMass Lowell	56 66	147	N	Austin Peay	63 80						
				313	A	UMBC	61 43	40	A	Miami (FL)	56 79						
				326	A	Albany (NY)	53 56	150	A	Cornell	59 56						
				321	H	NJIT	75 40	177	H	Eastern Mich.	78 67						

Non-Div I Games:	Bloomsburg	70	45
------------------	------------	----	----

Binghamton

■ Loss, ■ Non-Conf, S Site, H Home A Away N Neutral

Average RPI Win:	234	WON-LOST	WINNING	LAST 10	STRENGTH OF	OPP. STRENGTH	TEAM	ADJ.	CONF.	ADJ CONF.
Average RPI Loss:	87	RECORD	PCT. RANK	GAMES	SCHEDULE	OF SCHEDULE	RPI	RPI	RPI	RPI
DIV. I ONLY	11- 6	84	8-2	146	138	106	106	17	17	
DIV. I NON-CONF.	6- 4	122	3-0	61	37	75	75	24	24	
TOTALS	RPI 1-25	RPI 26-50	W-L RECORDS	RPI 51-100	RPI 101-150	RPI 150+				
11- 6	0- 2	0- 1	OVERALL	1- 1	0- 0	10- 2				
8- 2	0- 1	0- 0	HOME	1- 1	0- 0	7- 0				
3- 4	0- 1	0- 1	AWAY	0- 0	0- 0	3- 2				
0- 0	0- 0	0- 0	NEUTRAL	0- 0	0- 0	0- 0				
6- 4	0- 2	0- 1	NON-CONFERENCE	1- 1	0- 0	5- 0				
4- 2	0- 1	0- 0	HOME	1- 1	0- 0	3- 0				
2- 2	0- 1	0- 1	AWAY	0- 0	0- 0	2- 0				
0- 0	0- 0	0- 0	NEUTRAL	0- 0	0- 0	0- 0				
5- 2	0- 0	0- 0	CONFERENCE	0- 0	0- 0	5- 2				
4- 0	0- 0	0- 0	HOME	0- 0	0- 0	4- 0				
1- 2	0- 0	0- 0	AWAY	0- 0	0- 0	1- 2				
0- 0	0- 0	0- 0	NEUTRAL	0- 0	0- 0	0- 0				

RPI 1-25				RPI 26-50				RPI 51-100				RPI 101+ Team's RPI: 106			
RPI	S	Opponent	Score	RPI	S	Opponent	Score	RPI	S	Opponent	Score	RPI	S	Opponent	Score
1	A	Louisville	82 98	29	A	TCU	65 77	61	H	Washington St.	68 80	167	A	UAB	83 81
4	H	Missouri St.	69 72					74	H	BYU	66 55	172	H	New Mexico	83 82
												188	H	Portland St.	82 57
												201	A	UNLV	65 66
												224	A	Wyoming	68 73
												233	H	Pepperdine	76 74
												253	A	Colorado St.	72 69
												271	H	San Diego St.	86 72
												288	A	Eastern Wash.	63 61
												297	H	Nevada	54 40
												303	H	Air Force	70 61
												329	H	Utah Valley	77 69
LAST 10 Division I															
303	H	Air Force	70 61	233	H	Pepperdine	76 74								
271	H	San Diego St.	86 72	288	A	Eastern Wash.	63 61								
201	A	UNLV	65 66	74	H	BYU	66 55								
297	H	Nevada	54 40	253	A	Colorado St.	72 69								
224	A	Wyoming	68 73	172	H	New Mexico	83 82								

Non-Div I Games: Lewis-Clark St. 88 34 Western Ore. 75 32

Boise St.

Loss, Non-Conf, S Site, H Home A Away N Neutral

Average RPI Win:	204	WON-LOST	WINNING	LAST 10	STRENGTH OF	OPP. STRENGTH	TEAM	ADJ.	CONF.	ADJ CONF.
Average RPI Loss:	50	RECORD	PCT. RANK	GAMES	SCHEDULE	OF SCHEDULE	RPI	RPI	RPI	RPI
DIV. I ONLY	9- 8	163	5-5	86	33	104	104	4	4	
DIV. I NON-CONF.	7- 4	100	3-1	90	143	72	72	3	3	
TOTALS	RPI 1-25	RPI 26-50	W-L RECORDS	RPI 51-100	RPI 101-150	RPI 150+				
9- 8	0- 3	0- 3	OVERALL	0- 0	3- 2	6- 0				
5- 3	0- 2	0- 1	HOME	0- 0	1- 0	4- 0				
3- 4	0- 1	0- 1	AWAY	0- 0	1- 2	2- 0				
1- 1	0- 0	0- 1	NEUTRAL	0- 0	1- 0	0- 0				
7- 4	0- 1	0- 1	NON-CONFERENCE	0- 0	2- 2	5- 0				
5- 0	0- 0	0- 0	HOME	0- 0	1- 0	4- 0				
1- 3	0- 1	0- 0	AWAY	0- 0	0- 2	1- 0				
1- 1	0- 0	0- 1	NEUTRAL	0- 0	1- 0	0- 0				
2- 4	0- 2	0- 2	CONFERENCE	0- 0	1- 0	1- 0				
0- 3	0- 2	0- 1	HOME	0- 0	0- 0	0- 0				
2- 1	0- 0	0- 1	AWAY	0- 0	1- 0	1- 0				
0- 0	0- 0	0- 0	NEUTRAL	0- 0	0- 0	0- 0				

RPI	S	Opponent	Score	RPI	S	Opponent	Score	RPI	S	Opponent	Score	RPI	S	Opponent	Score	Team's RPI: 104
1	H	Louisville	70 81	28	H	Virginia	52 69					112	A	Providence	60 76	
14	A	Northwestern	63 66	42	A	Duke	73 85					127	A	Notre Dame	75 65	
17	H	NC State	54 72	48	N	Charlotte	68 84					130	H	VCU	87 52	
												140	N	Tulane	89 76	
												141	A	Holy Cross	71 80	
												170	H	Rhode Island	66 55	
												195	A	Boston U.	88 57	
												223	H	UMass Lowell	89 46	
												256	H	Delaware St.	109 69	
												296	H	St. Francis Brooklyn	106 69	
												301	A	Pittsburgh	79 70	
LAST 10 Division I																
1	H	Louisville	70 81	256	H	Delaware St.	109 69									
28	H	Virginia	52 69	195	A	Boston U.	88 57									
127	A	Notre Dame	75 65	42	A	Duke	73 85									
301	A	Pittsburgh	79 70	14	A	Northwestern	63 66									
17	H	NC State	54 72	140	N	Tulane	89 76									

Non-Div I Games:

Boston College

■ Loss,
 ■ Non-Conf,
 ■ S Site,
 ■ H Home
 ■ A Away
 N Neutral

Average RPI Win: 238	WON-LOST	WINNING	LAST 10	STRENGTH OF	OPP. STRENGTH	TEAM	ADJ.	CONF.	ADJ CONF.
Average RPI Loss: 139	RECORD	PCT. RANK	GAMES	SCHEDULE	OF SCHEDULE	RPI	RPI	RPI	RPI
DIV. I ONLY	8- 8	174	5-5	210	206	195	195	15	15
DIV. I NON-CONF.	5- 6	187	2-3	173	239	199	199	15	15
TOTALS	RPI 1-25	RPI 26-50	W-L RECORDS	RPI 51-100	RPI 101-150	RPI 150+			
8- 8	0- 0	0- 0	OVERALL	0- 2	0- 4	8- 2			
4- 4	0- 0	0- 0	HOME	0- 1	0- 3	4- 0			
4- 4	0- 0	0- 0	AWAY	0- 1	0- 1	4- 2			
0- 0	0- 0	0- 0	NEUTRAL	0- 0	0- 0	0- 0			
5- 6	0- 0	0- 0	NON-CONFERENCE	0- 1	0- 4	5- 1			
2- 4	0- 0	0- 0	HOME	0- 1	0- 3	2- 0			
3- 2	0- 0	0- 0	AWAY	0- 0	0- 1	3- 1			
0- 0	0- 0	0- 0	NEUTRAL	0- 0	0- 0	0- 0			
3- 2	0- 0	0- 0	CONFERENCE	0- 1	0- 0	3- 1			
2- 0	0- 0	0- 0	HOME	0- 0	0- 0	2- 0			
1- 2	0- 0	0- 0	AWAY	0- 1	0- 0	1- 1			
0- 0	0- 0	0- 0	NEUTRAL	0- 0	0- 0	0- 0			

RPI S	Opponent	Score	RPI S	Opponent	Score	RPI S	Opponent	Score	RPI S	Opponent	Score	Team's RPI: 195
						85	H Marist	75 89	101	A California	62 73	
						87	A Lehigh	34 51	104	H Boston College	57 88	
									120	H Massachusetts	45 58	
									143	H Harvard	39 66	
									153	H Dartmouth	74 56	
									162	H Northeastern	72 56	
									194	H American	59 44	
									231	A UC Davis	68 75	
									243	A Lafayette	57 59	
									245	A Army West Point	72 66	
									250	A Maine	62 49	
									285	H Loyola Maryland	44 42	
									291	A New Hampshire	78 64	
									326	A Albany (NY)	60 58	
LAST 10 Division I												
285	H Loyola Maryland	44 42	162	H Northeastern	72 56							
245	A Army West Point	72 66	153	H Dartmouth	74 56							
87	A Lehigh	34 51	104	H Boston College	57 88							
194	H American	59 44	120	H Massachusetts	45 58							
243	A Lafayette	57 59	101	A California	62 73							

Non-Div I Games:

Boston U.

Bowling Green

Through Games Of Jan. 17, 2020

Average RPI Win:	262	WON-LOST	WINNING	LAST 10	STRENGTH OF	OPP. STRENGTH	TEAM	ADJ.	CONF.	ADJ CONF.
Average RPI Loss:	137	RECORD	PCT. RANK	GAMES	SCHEDULE	OF SCHEDULE	RPI	RPI	RPI	RPI
DIV. I ONLY	5- 9	244	3-7	129	249	203	203	10	10	
DIV. I NON-CONF.	5- 5	164	3-3	171	295	149	149	10	10	
TOTALS	RPI 1-25	RPI 26-50	W-L RECORDS	RPI 51-100	RPI 101-150	RPI 150+				
5- 9	0- 1	0- 0	OVERALL	0- 2	0- 1	5- 5				
2- 2	0- 0	0- 0	HOME	0- 1	0- 0	2- 1				
2- 5	0- 1	0- 0	AWAY	0- 1	0- 1	2- 2				
1- 2	0- 0	0- 0	NEUTRAL	0- 0	0- 0	1- 2				
5- 5	0- 1	0- 0	NON-CONFERENCE	0- 0	0- 1	5- 3				
2- 0	0- 0	0- 0	HOME	0- 0	0- 0	2- 0				
2- 3	0- 1	0- 0	AWAY	0- 0	0- 1	2- 1				
1- 2	0- 0	0- 0	NEUTRAL	0- 0	0- 0	1- 2				
0- 4	0- 0	0- 0	CONFERENCE	0- 2	0- 0	0- 2				
0- 2	0- 0	0- 0	HOME	0- 1	0- 0	0- 1				
0- 2	0- 0	0- 0	AWAY	0- 1	0- 0	0- 1				
0- 0	0- 0	0- 0	NEUTRAL	0- 0	0- 0	0- 0				

RPI 1-25				RPI 26-50				RPI 51-100				RPI 101+				Team's RPI: 203
RPI	S	Opponent	Score	RPI	S	Opponent	Score	RPI	S	Opponent	Score	RPI	S	Opponent	Score	
24	A	Purdue	74 81					65	H	Ball St.	80 86	116	A	Loyola Chicago	76 84	
								79	A	Buffalo	59 65	175	H	Akron	73 76	
												177	A	Eastern Mich.	61 78	
												178	N	Green Bay	54 73	
												186	A	Valparaiso	90 95	
												187	H	Cleveland St.	89 62	
												232	N	San Francisco	56 64	
												272	H	Morehead St.	79 65	
												274	A	Marshall	82 69	
												281	A	Milwaukee	63 51	
												298	N	California Baptist	98 60	
LAST 10 Division I																
79	A	Buffalo	59 65	116	A	Loyola Chicago	76 84									
175	H	Akron	73 76	281	A	Milwaukee	63 51									
65	H	Ball St.	80 86	274	A	Marshall	82 69									
177	A	Eastern Mich.	61 78	298	N	California Baptist	98 60									
24	A	Purdue	74 81	232	N	San Francisco	56 64									

Non-Div I Games: Davis & Elkins 91 52 Notre Dame (OH) 88 54

Bowling Green

Loss, Non-Conf, S Site, H Home A Away N Neutral

Average RPI Win: 215		WON-LOST	WINNING	LAST 10	STRENGTH OF	OPP. STRENGTH	TEAM	ADJ.	CONF.	ADJ CONF.
Average RPI Loss: 79		RECORD	PCT. RANK	GAMES	SCHEDULE	OF SCHEDULE	RPI	RPI	RPI	RPI
DIV. I ONLY		12- 2	21	9-1	297	136	82	82	7	7
DIV. I NON-CONF.		8- 2	54	5-1	309	124	112	112	7	7
TOTALS	RPI 1-25	RPI 26-50		W-L RECORDS		RPI 51-100	RPI 101-150	RPI 150+		
12- 2	0- 0	0- 0		OVERALL		1- 1	2- 1	9- 0		
6- 0	0- 0	0- 0		HOME		1- 0	0- 0	5- 0		
3- 1	0- 0	0- 0		AWAY		0- 1	1- 0	2- 0		
3- 1	0- 0	0- 0		NEUTRAL		0- 0	1- 1	2- 0		
8- 2	0- 0	0- 0		NON-CONFERENCE		0- 1	1- 1	7- 0		
3- 0	0- 0	0- 0		HOME		0- 0	0- 0	3- 0		
2- 1	0- 0	0- 0		AWAY		0- 1	0- 0	2- 0		
3- 1	0- 0	0- 0		NEUTRAL		0- 0	1- 1	2- 0		
4- 0	0- 0	0- 0		CONFERENCE		1- 0	1- 0	2- 0		
3- 0	0- 0	0- 0		HOME		1- 0	0- 0	2- 0		
1- 0	0- 0	0- 0		AWAY		0- 0	1- 0	0- 0		
0- 0	0- 0	0- 0		NEUTRAL		0- 0	0- 0	0- 0		

RPI 1-25				RPI 26-50				RPI 51-100				Team's RPI: 82				RPI 101+			
RPI	S	Opponent	Score	RPI	S	Opponent	Score	RPI	S	Opponent	Score	RPI	S	Opponent	Score	RPI	S	Opponent	Score
								55	A	Michigan	57 77	103	N	Liberty	63 75				
								72	H	Illinois St.	76 61					116	A	Loyola Chicago	60 47
																125	N	Richmond	61 57
																180	H	Miami (OH)	79 68
																184	H	Jackson St.	78 69
																202	N	George Mason	61 59
																225	A	Western Ill.	84 49
																275	H	Indiana St.	91 75
																277	A	Oakland	74 58
																288	N	Eastern Wash.	66 46
																305	H	North Dakota St.	70 64
																325	H	Evansville	82 51
EAST 10 Division I																			
				116	A	Loyola Chicago	60 47	103	N	Liberty	63 75								
				72	H	Illinois St.	76 61	184	H	Jackson St.	78 69								
				275	H	Indiana St.	91 75	305	H	North Dakota St.	70 64								
				325	H	Evansville	82 51	125	N	Richmond	61 57								
				288	N	Eastern Wash.	66 46	202	N	George Mason	61 59								

Non-Div I Games:	Eureka	101	39
------------------	--------	-----	----

Bradley

■ Loss, ■ Non-Conf, S Site, H Home A Away N Neutral

Average RPI Win:	296	WON-LOST	WINNING	LAST 10	STRENGTH OF	OPP. STRENGTH	TEAM	ADJ.	CONF.	ADJ CONF.
Average RPI Loss:	166	RECORD	PCT. RANK	GAMES	SCHEDULE	OF SCHEDULE	RPI	RPI	RPI	RPI
DIV. I ONLY	6- 8	212	4-6	271	323	229	229	8	8	
DIV. I NON-CONF.	6- 7	182	4-5	299	335	251	251	9	9	
TOTALS	RPI 1-25	RPI 26-50	W-L RECORDS	RPI 51-100	RPI 101-150	RPI 150+				
6- 8	0- 0	0- 0	OVERALL	0- 2	0- 2	6- 4				
1- 3	0- 0	0- 0	HOME	0- 0	0- 1	1- 2				
5- 4	0- 0	0- 0	AWAY	0- 2	0- 1	5- 1				
0- 1	0- 0	0- 0	NEUTRAL	0- 0	0- 0	0- 1				
6- 7	0- 0	0- 0	NON-CONFERENCE	0- 1	0- 2	6- 4				
1- 3	0- 0	0- 0	HOME	0- 0	0- 1	1- 2				
5- 3	0- 0	0- 0	AWAY	0- 1	0- 1	5- 1				
0- 1	0- 0	0- 0	NEUTRAL	0- 0	0- 0	0- 1				
0- 1	0- 0	0- 0	CONFERENCE	0- 1	0- 0	0- 0				
0- 0	0- 0	0- 0	HOME	0- 0	0- 0	0- 0				
0- 1	0- 0	0- 0	AWAY	0- 1	0- 0	0- 0				
0- 0	0- 0	0- 0	NEUTRAL	0- 0	0- 0	0- 0				

RPI S	Opponent	Score	RPI S	Opponent	Score	RPI S	Opponent	Score	RPI S	Opponent	Score	Team's RPI: 229
						52	A Yale	72 79	120	A Massachusetts	42 95	
						80	A South Fla.	60 70	141	H Holy Cross	71 83	
									170	N Rhode Island	44 89	
									181	H Merrimack	57 72	
									250	H Maine	76 70	
									259	A Fairfield	58 44	
									270	A Longwood	76 86	
									291	A New Hampshire	76 68	
									314	A FIU	72 57	
									317	A Bryant	56 50	
									317	H Bryant	44 45	
									342	A Central Conn. St.	83 73	
LAST 10 Division I												
52	A Yale	72 79	170	N Rhode Island	44 89							
80	A South Fla.	60 70	141	H Holy Cross	71 83							
314	A FIU	72 57	181	H Merrimack	57 72							
259	A Fairfield	58 44	291	A New Hampshire	76 68							
317	A Bryant	56 50	120	A Massachusetts	42 95							

Non-Div I Games:

Brown

■ Loss,
 ■ Non-Conf,
 ■ S Site,
 ■ H Home
 ■ A Away
 N Neutral

Average RPI Win:	296	WON-LOST	WINNING	LAST 10	STRENGTH OF	OPP. STRENGTH	TEAM	ADJ.	CONF.	ADJ CONF.
Average RPI Loss:	191	RECORD	PCT. RANK	GAMES	SCHEDULE	OF SCHEDULE	RPI	RPI	RPI	RPI
DIV. I ONLY	3- 12	307	2-8	281	302	317	317	29	29	
DIV. I NON-CONF.	2- 9	304	1-5	281	270	326	326	30	30	
TOTALS	RPI 1-25	RPI 26-50	W-L RECORDS	RPI 51-100	RPI 101-150	RPI 150+				
3- 12	0- 0	0- 0	OVERALL	0- 1	0- 3	3- 8				
1- 6	0- 0	0- 0	HOME	0- 0	0- 1	1- 5				
2- 6	0- 0	0- 0	AWAY	0- 1	0- 2	2- 3				
0- 0	0- 0	0- 0	NEUTRAL	0- 0	0- 0	0- 0				
2- 9	0- 0	0- 0	NON-CONFERENCE	0- 1	0- 3	2- 5				
1- 4	0- 0	0- 0	HOME	0- 0	0- 1	1- 3				
1- 5	0- 0	0- 0	AWAY	0- 1	0- 2	1- 2				
0- 0	0- 0	0- 0	NEUTRAL	0- 0	0- 0	0- 0				
1- 3	0- 0	0- 0	CONFERENCE	0- 0	0- 0	1- 3				
0- 2	0- 0	0- 0	HOME	0- 0	0- 0	0- 2				
1- 1	0- 0	0- 0	AWAY	0- 0	0- 0	1- 1				
0- 0	0- 0	0- 0	NEUTRAL	0- 0	0- 0	0- 0				

RPI 1-25				RPI 26-50				RPI 51-100				RPI 101+ Team's RPI: 317					
RPI	S	Opponent	Score	RPI	S	Opponent	Score	RPI	S	Opponent	Score	RPI	S	Opponent	Score		
								63	A	Minnesota	56	101	112	H	Providence	32	76
													126	A	Illinois	55	69
													141	A	Holy Cross	75	87
													181	A	Merrimack	66	78
													208	H	Mt. St. Mary's	70	76
													218	H	Saint Francis (PA)	60	63
													223	H	UMass Lowell	35	55
													229	A	Brown	45	44
													229	H	Brown	50	56
													245	A	Army West Point	75	81
													252	A	Vermont	66	71
													291	H	New Hampshire	56	68
													326	H	Albany (NY)	68	55
													334	A	Fairleigh Dickinson	57	45
LAST 10 Division I																	
				208	H	Mt. St. Mary's	70	76		326	H	Albany (NY)	68	55			
				181	A	Merrimack	66	78		229	H	Brown	50	56			
				334	A	Fairleigh Dickinson	57	45		112	H	Providence	32	76			
				218	H	Saint Francis (PA)	60	63		223	H	UMass Lowell	35	55			
				245	A	Army West Point	75	81		63	A	Minnesota	56	101			

Non-Div I Games:

Bryant

■ Loss,
 ■ Non-Conf,
 ■ S Site,
 ■ H Home
 ■ A Away
 N Neutral

Average RPI Win:	207	WON-LOST	WINNING	LAST 10	STRENGTH OF	OPP. STRENGTH	TEAM	ADJ.	CONF.	ADJ CONF.
Average RPI Loss:	96	RECORD	PCT. RANK	GAMES	SCHEDULE	OF SCHEDULE	RPI	RPI	RPI	RPI
DIV. I ONLY	12- 4	50	9-1	172	144	64	64	15	15	
DIV. I NON-CONF.	7- 4	100	4-1	131	142	83	83	15	15	
TOTALS	RPI 1-25	RPI 26-50	W-L RECORDS	RPI 51-100	RPI 101-150	RPI 150+				
12- 4	0- 0	0- 2	OVERALL	1- 0	2- 1	9- 1				
5- 1	0- 0	0- 1	HOME	1- 0	0- 0	4- 0				
5- 3	0- 0	0- 1	AWAY	0- 0	1- 1	4- 1				
2- 0	0- 0	0- 0	NEUTRAL	0- 0	1- 0	1- 0				
7- 4	0- 0	0- 2	NON-CONFERENCE	1- 0	1- 1	5- 1				
3- 1	0- 0	0- 1	HOME	1- 0	0- 0	2- 0				
2- 3	0- 0	0- 1	AWAY	0- 0	0- 1	2- 1				
2- 0	0- 0	0- 0	NEUTRAL	0- 0	1- 0	1- 0				
5- 0	0- 0	0- 0	CONFERENCE	0- 0	1- 0	4- 0				
2- 0	0- 0	0- 0	HOME	0- 0	0- 0	2- 0				
3- 0	0- 0	0- 0	AWAY	0- 0	1- 0	2- 0				
0- 0	0- 0	0- 0	NEUTRAL	0- 0	0- 0	0- 0				

RPI 1-25				RPI 26-50				RPI 51-100				Team's RPI: 64	RPI 101+			
RPI	S	Opponent	Score	RPI	S	Opponent	Score	RPI	S	Opponent	Score		RPI	S	Opponent	Score
				28	A	Virginia	60 84	83	H	Drexel	60 49		104	A	Stony Brook	73 78
				50	H	Temple	61 72						119	N	Cincinnati	56 48
													141	A	Holy Cross	51 40
													194	H	American	68 43
													200	A	Quinnipiac	69 76
													202	A	George Mason	64 51
													218	A	Saint Francis (PA)	70 46
													221	N	Howard	70 60
													243	H	Lafayette	50 36
													245	A	Army West Point	63 52
													265	A	Navy	61 34
													273	H	St. Bonaventure	68 60
													279	H	Monmouth	71 37
LAST 10 Division I																
				194	H	American	68 43	104	A	Stony Brook	73 78					
				141	A	Holy Cross	51 40	218	A	Saint Francis (PA)	70 46					
				265	A	Navy	61 34	83	H	Drexel	60 49					
				243	H	Lafayette	50 36	202	A	George Mason	64 51					
				245	A	Army West Point	63 52	119	N	Cincinnati	56 48					

Non-Div I Games:

Bucknell

Buffalo

Through Games Of Jan. 17, 2020

Average RPI Win:	205	WON-LOST	WINNING	LAST 10	STRENGTH OF	OPP. STRENGTH	TEAM	ADJ.	CONF.	ADJ CONF.
Average RPI Loss:	106	RECORD	PCT. RANK	GAMES	SCHEDULE	OF SCHEDULE	RPI	RPI	RPI	RPI
DIV. I ONLY	11- 4	57	7-3	190	173	79	79	10	10	
DIV. I NON-CONF.	9- 2	39	5-1	203	204	60	60	10	10	
TOTALS	RPI 1-25	RPI 26-50	W-L RECORDS	RPI 51-100	RPI 101-150	RPI 150+				
11- 4	0- 1	0- 0	OVERALL	2- 1	0- 0	9- 2				
6- 1	0- 0	0- 0	HOME	1- 1	0- 0	5- 0				
3- 3	0- 1	0- 0	AWAY	0- 0	0- 0	3- 2				
2- 0	0- 0	0- 0	NEUTRAL	1- 0	0- 0	1- 0				
9- 2	0- 1	0- 0	NON-CONFERENCE	2- 0	0- 0	7- 1				
5- 0	0- 0	0- 0	HOME	1- 0	0- 0	4- 0				
2- 2	0- 1	0- 0	AWAY	0- 0	0- 0	2- 1				
2- 0	0- 0	0- 0	NEUTRAL	1- 0	0- 0	1- 0				
2- 2	0- 0	0- 0	CONFERENCE	0- 1	0- 0	2- 1				
1- 1	0- 0	0- 0	HOME	0- 1	0- 0	1- 0				
1- 1	0- 0	0- 0	AWAY	0- 0	0- 0	1- 1				
0- 0	0- 0	0- 0	NEUTRAL	0- 0	0- 0	0- 0				

RPI 1-25				RPI 26-50				RPI 51-100 Team's RPI: 79				RPI 101+			
RPI	S	Opponent	Score	RPI	S	Opponent	Score	RPI	S	Opponent	Score	RPI	S	Opponent	Score
8	A	Stanford	69 88					83	N	Drexel	63 59	153	H	Dartmouth	73 49
								92	H	Ohio	65 76	157	A	San Jose St.	88 95
								100	H	Dayton	67 59	165	H	Columbia	82 75
												166	A	Toledo	59 71
												180	A	Miami (OH)	86 72
												194	N	American	73 55
												203	H	Bowling Green	65 59
												228	A	Niagara	81 67
												273	A	St. Bonaventure	46 36
												330	H	Canisius	71 55
												342	H	Central Conn. St.	61 56
LAST 10 Division I															
203	H	Bowling Green	65 59	100	H	Dayton	67 59								
92	H	Ohio	65 76	273	A	St. Bonaventure	46 36								
166	A	Toledo	59 71	194	N	American	73 55								
180	A	Miami (OH)	86 72	83	N	Drexel	63 59								
153	H	Dartmouth	73 49	8	A	Stanford	69 88								

Non-Div I Games:

Buffalo

■ Loss,
 ■ Non-Conf,
 S Site,
 ■ Home
 ■ Away
 N Neutral

Average RPI Win:	194	WON-LOST	WINNING	LAST 10	STRENGTH OF	OPP. STRENGTH	TEAM	ADJ.	CONF.	ADJ CONF.
Average RPI Loss:	52	RECORD	PCT. RANK	GAMES	SCHEDULE	OF SCHEDULE	RPI	RPI	RPI	RPI
DIV. I ONLY	12- 5	66	7-3	212	31	121	121	6	6	
DIV. I NON-CONF.	8- 3	68	3-1	233	62	125	125	6	6	
TOTALS	RPI 1-25	RPI 26-50	W-L RECORDS	RPI 51-100	RPI 101-150	RPI 150+				
12- 5	0- 1	1- 0	OVERALL	3- 4	0- 0	8- 0				
8- 3	0- 1	1- 0	HOME	1- 2	0- 0	6- 0				
3- 1	0- 0	0- 0	AWAY	1- 1	0- 0	2- 0				
1- 1	0- 0	0- 0	NEUTRAL	1- 1	0- 0	0- 0				
8- 3	0- 1	0- 0	NON-CONFERENCE	2- 2	0- 0	6- 0				
7- 1	0- 1	0- 0	HOME	1- 0	0- 0	6- 0				
0- 1	0- 0	0- 0	AWAY	0- 1	0- 0	0- 0				
1- 1	0- 0	0- 0	NEUTRAL	1- 1	0- 0	0- 0				
4- 2	0- 0	1- 0	CONFERENCE	1- 2	0- 0	2- 0				
1- 2	0- 0	1- 0	HOME	0- 2	0- 0	0- 0				
3- 0	0- 0	0- 0	AWAY	1- 0	0- 0	2- 0				
0- 0	0- 0	0- 0	NEUTRAL	0- 0	0- 0	0- 0				

RPI 1-25				RPI 26-50				RPI 51-100				RPI 101+ Team's RPI: 121			
RPI	S	Opponent	Score	RPI	S	Opponent	Score	RPI	S	Opponent	Score	RPI	S	Opponent	Score
11	H	Indiana	53 64	34	H	Marquette	61 55	53	H	Seton Hall	62 67	175	H	Akron	76 55
								54	H	St. John's (NY)	42 67	216	A	Xavier	78 70
								57	H	IUPUI	64 61	234	A	Georgetown	47 46
								65	A	Ball St.	70 74	258	H	Eastern Ky.	73 41
								75	N	Georgia	36 69	269	H	High Point	74 52
								77	A	Villanova	58 41	282	H	Wagner	74 58
								92	N	Ohio	60 55	307	H	Detroit Mercy	82 60
												324	H	Purdue Fort Wayne	85 58
LAST 10 Division I															
				34	H	Marquette	61 55	53	H	Seton Hall	62 67				
				234	A	Georgetown	47 46	324	H	Purdue Fort Wayne	85 58				
				77	A	Villanova	58 41	269	H	High Point	74 52				
				216	A	Xavier	78 70	11	H	Indiana	53 64				
				54	H	St. John's (NY)	42 67	175	H	Akron	76 55				

Non-Div I Games:

Butler

CSU Bakersfield

Through Games Of Jan. 17, 2020

Average RPI Win:	236	WON-LOST	WINNING	LAST 10	STRENGTH OF	OPP. STRENGTH	TEAM	ADJ.	CONF.	ADJ CONF.
Average RPI Loss:	98	RECORD	PCT. RANK	GAMES	SCHEDULE	OF SCHEDULE	RPI	RPI	RPI	RPI
DIV. I ONLY	8- 5	114	8-2	108	204	76	76	32	32	
DIV. I NON-CONF.	5- 5	164	5-2	72	175	116	116	32	32	
TOTALS	RPI 1-25	RPI 26-50	W-L RECORDS	RPI 51-100	RPI 101-150	RPI 150+				
8- 5	0- 2	0- 0	OVERALL	1- 1	0- 1	7- 1				
6- 0	0- 0	0- 0	HOME	1- 0	0- 0	5- 0				
2- 5	0- 2	0- 0	AWAY	0- 1	0- 1	2- 1				
0- 0	0- 0	0- 0	NEUTRAL	0- 0	0- 0	0- 0				
5- 5	0- 2	0- 0	NON-CONFERENCE	1- 1	0- 1	4- 1				
5- 0	0- 0	0- 0	HOME	1- 0	0- 0	4- 0				
0- 5	0- 2	0- 0	AWAY	0- 1	0- 1	0- 1				
0- 0	0- 0	0- 0	NEUTRAL	0- 0	0- 0	0- 0				
3- 0	0- 0	0- 0	CONFERENCE	0- 0	0- 0	3- 0				
1- 0	0- 0	0- 0	HOME	0- 0	0- 0	1- 0				
2- 0	0- 0	0- 0	AWAY	0- 0	0- 0	2- 0				
0- 0	0- 0	0- 0	NEUTRAL	0- 0	0- 0	0- 0				

RPI 1-25				RPI 26-50				RPI 51-100 Team's RPI: 76				RPI 101+			
RPI	S	Opponent	Score	RPI	S	Opponent	Score	RPI	S	Opponent	Score	RPI	S	Opponent	Score
5	A	Oregon St.	50 69					90	H	Pacific	80 70	139	A	Wright St.	60 65
7	A	Gonzaga	48 92					97	A	Washington	49 80	157	H	San Jose St.	75 71
												240	H	UMKC	70 60
												241	A	UC Riverside	52 53
												246	A	Grand Canyon	59 54
												266	H	North Texas	61 52
												266	H	UC Santa Barbara	66 62
												298	A	California Baptist	66 61
												322	H	N.C. Central	80 71
LAST 10 Division I															
240	H	UMKC	70 60	266	H	UC Santa Barbara	66 62								
298	A	California Baptist	66 61	90	H	Pacific	80 70								
246	A	Grand Canyon	59 54	322	H	N.C. Central	80 71								
241	A	UC Riverside	52 53	157	H	San Jose St.	75 71								
5	A	Oregon St.	50 69	266	H	North Texas	61 52								

Non-Div I Games: Fresno Pacific 95 64 Westcliff 100 44 Cal St. Dom. Hills 83 74

CSU Bakersfield

Loss, Non-Conf, S Site, H Home A Away N Neutral

Average RPI Win:	235	WON-LOST	WINNING	LAST 10	STRENGTH OF	OPP. STRENGTH	TEAM	ADJ.	CONF.	ADJ CONF.
Average RPI Loss:	136	RECORD	PCT. RANK	GAMES	SCHEDULE	OF SCHEDULE	RPI	RPI	RPI	RPI
DIV. I ONLY	7- 9	205	6-4	274	64	235	235	26	26	
DIV. I NON-CONF.	4- 9	250	3-4	275	22	272	272	26	26	
TOTALS	RPI 1-25	RPI 26-50	W-L RECORDS	RPI 51-100	RPI 101-150	RPI 150+				
7- 9	0- 1	0- 1	OVERALL	0- 2	1- 1	6- 4				
4- 4	0- 1	0- 1	HOME	0- 1	1- 1	3- 0				
2- 4	0- 0	0- 0	AWAY	0- 1	0- 0	2- 3				
1- 1	0- 0	0- 0	NEUTRAL	0- 0	0- 0	1- 1				
4- 9	0- 1	0- 1	NON-CONFERENCE	0- 2	1- 1	3- 4				
1- 4	0- 1	0- 1	HOME	0- 1	1- 1	0- 0				
2- 4	0- 0	0- 0	AWAY	0- 1	0- 0	2- 3				
1- 1	0- 0	0- 0	NEUTRAL	0- 0	0- 0	1- 1				
3- 0	0- 0	0- 0	CONFERENCE	0- 0	0- 0	3- 0				
3- 0	0- 0	0- 0	HOME	0- 0	0- 0	3- 0				
0- 0	0- 0	0- 0	AWAY	0- 0	0- 0	0- 0				
0- 0	0- 0	0- 0	NEUTRAL	0- 0	0- 0	0- 0				

RPI 1-25				RPI 26-50				RPI 51-100				RPI 101+ Team's RPI: 235			
RPI	S	Opponent	Score	RPI	S	Opponent	Score	RPI	S	Opponent	Score	RPI	S	Opponent	Score
9	H	UCLA	44 58	28	H	Virginia	47 72	61	A	Washington St.	61 71	136	H	Portland	73 64
								78	H	Southern California	53 69	146	H	Santa Clara	55 76
												169	A	San Diego	40 59
												197	H	Hawaii	58 54
												204	N	SMU	58 68
												209	H	Cal St. Fullerton	63 57
												232	A	San Francisco	61 79
												271	A	San Diego St.	74 69
												275	N	Indiana St.	67 59
												276	A	LMU (CA)	56 54
												280	H	UC Irvine	70 62
												298	A	California Baptist	56 64
LAST 10 Division I															
209	H	Cal St. Fullerton	63 57	146	H	Santa Clara	55 76								
280	H	UC Irvine	70 62	9	H	UCLA	44 58								
197	H	Hawaii	58 54	276	A	LMU (CA)	56 54								
271	A	San Diego St.	74 69	275	N	Indiana St.	67 59								
169	A	San Diego	40 59	204	N	SMU	58 68								

Non-Div I Games: Hope Int'l 77 54

CSUN

■ Loss,
 ■ Non-Conf,
 ■ S Site,
 ■ Home
 ■ A Away
 N Neutral

Average RPI Win:	269	WON-LOST	WINNING	LAST 10	STRENGTH OF	OPP. STRENGTH	TEAM	ADJ.	CONF.	ADJ CONF.
Average RPI Loss:	203	RECORD	PCT. RANK	GAMES	SCHEDULE	OF SCHEDULE	RPI	RPI	RPI	RPI
DIV. I ONLY	2- 10	322	2-8	259	318	331	331	26	26	
DIV. I NON-CONF.	2- 8	295	2-6	229	311	321	321	26	26	
TOTALS	RPI 1-25	RPI 26-50	W-L RECORDS	RPI 51-100	RPI 101-150	RPI 150+				
2- 10	0- 0	0- 2	OVERALL	0- 1	0- 0	2- 7				
2- 3	0- 0	0- 1	HOME	0- 1	0- 0	2- 1				
0- 7	0- 0	0- 1	AWAY	0- 0	0- 0	0- 6				
0- 0	0- 0	0- 0	NEUTRAL	0- 0	0- 0	0- 0				
2- 8	0- 0	0- 2	NON-CONFERENCE	0- 1	0- 0	2- 5				
2- 3	0- 0	0- 1	HOME	0- 1	0- 0	2- 1				
0- 5	0- 0	0- 1	AWAY	0- 0	0- 0	0- 4				
0- 0	0- 0	0- 0	NEUTRAL	0- 0	0- 0	0- 0				
0- 2	0- 0	0- 0	CONFERENCE	0- 0	0- 0	0- 2				
0- 0	0- 0	0- 0	HOME	0- 0	0- 0	0- 0				
0- 2	0- 0	0- 0	AWAY	0- 0	0- 0	0- 2				
0- 0	0- 0	0- 0	NEUTRAL	0- 0	0- 0	0- 0				

RPI S	Opponent	Score	RPI S	Opponent	Score	RPI S	Opponent	Score	RPI S	Opponent	Score	Team's RPI: 331
30	A Arizona St.	41 66	37	H Old Dominion	55 61	95	H Fresno St.	52 79	152	A Saint Mary's (CA)	67 84	
									193	H Lamar University	57 56	
									233	A Pepperdine	53 63	
									266	A UC Santa Barbara	50 52	
									286	A Long Beach St.	69 72	
									295	A Denver	66 96	
									297	A Nevada	40 71	
									340	H Seattle U	49 72	
									345	H Sacramento St.	62 43	
LAST 10 Division I												
266	A UC Santa Barbara	50 52	193	H Lamar University	57 56							
286	A Long Beach St.	69 72	37	H Old Dominion	55 61							
297	A Nevada	40 71	30	A Arizona St.	41 66							
340	H Seattle U	49 72	345	H Sacramento St.	62 43							
152	A Saint Mary's (CA)	67 84	295	A Denver	66 96							

Non-Div I Games: Holy Names 100 35

Cal Poly

■ Loss,
 ■ Non-Conf,
 ■ S Site,
 ■ H Home
 ■ A Away
 N Neutral

Average RPI Win:	267	WON-LOST	WINNING	LAST 10	STRENGTH OF	OPP. STRENGTH	TEAM	ADJ.	CONF.	ADJ CONF.
Average RPI Loss:	219	RECORD	PCT. RANK	GAMES	SCHEDULE	OF SCHEDULE	RPI	RPI	RPI	RPI
DIV. I ONLY	10- 6	101	6-4	328	293	209	209	26	26	
DIV. I NON-CONF.	8- 5	117	4-3	323	289	220	220	26	26	
TOTALS	RPI 1-25	RPI 26-50	W-L RECORDS	RPI 51-100	RPI 101-150	RPI 150+				
10- 6	0- 0	0- 0	OVERALL	0- 0	0- 0	10- 6				
5- 2	0- 0	0- 0	HOME	0- 0	0- 0	5- 2				
5- 4	0- 0	0- 0	AWAY	0- 0	0- 0	5- 4				
0- 0	0- 0	0- 0	NEUTRAL	0- 0	0- 0	0- 0				
8- 5	0- 0	0- 0	NON-CONFERENCE	0- 0	0- 0	8- 5				
4- 2	0- 0	0- 0	HOME	0- 0	0- 0	4- 2				
4- 3	0- 0	0- 0	AWAY	0- 0	0- 0	4- 3				
0- 0	0- 0	0- 0	NEUTRAL	0- 0	0- 0	0- 0				
2- 1	0- 0	0- 0	CONFERENCE	0- 0	0- 0	2- 1				
1- 0	0- 0	0- 0	HOME	0- 0	0- 0	1- 0				
1- 1	0- 0	0- 0	AWAY	0- 0	0- 0	1- 1				
0- 0	0- 0	0- 0	NEUTRAL	0- 0	0- 0	0- 0				

RPI 1-25			RPI 26-50			RPI 51-100			RPI 101+ Team's RPI: 209		
RPI	S	Opponent	Score	RPI	S	Opponent	Score	RPI	S	Opponent	Score
								161	A	Southern Utah	63 79
								168	H	Montana	69 71
								169	A	San Diego	72 67
								201	A	UNLV	64 58
								232	A	San Francisco	63 71
								235	A	CSUN	57 63
								246	A	Grand Canyon	80 70
								248	H	Delaware	55 72
								266	A	UC Santa Barbara	70 68
								271	A	San Diego St.	45 55
								276	A	LMU (CA)	79 74
								286	H	Long Beach St.	69 65
								289	H	Utah St.	83 62
								298	H	California Baptist	97 93
								303	H	Air Force	79 70
								340	H	Seattle U	81 63
LAST 10 Division I											
235	A	CSUN	57 63	298	H	California Baptist	97 93				
286	H	Long Beach St.	69 65	169	A	San Diego	72 67				
266	A	UC Santa Barbara	70 68	232	A	San Francisco	63 71				
340	H	Seattle U	81 63	168	H	Montana	69 71				
303	H	Air Force	79 70	248	H	Delaware	55 72				

Non-Div I Games:

Cal St. Fullerton

■ Loss,
 ■ Non-Conf, S Site,
 ■ Home
 ■ Away
 N Neutral

California

Through Games Of Jan. 17, 2020

Average RPI Win:	219	WON-LOST	WINNING	LAST 10	STRENGTH OF	OPP. STRENGTH	TEAM	ADJ.	CONF.	ADJ CONF.
Average RPI Loss:	43	RECORD	PCT. RANK	GAMES	SCHEDULE	OF SCHEDULE	RPI	RPI	RPI	RPI
DIV. I ONLY	8- 8	174	4-6	19	78	101	101	1	1	
DIV. I NON-CONF.	8- 3	68	4-1	88	205	69	69	1	1	
TOTALS	RPI 1-25	RPI 26-50	W-L RECORDS	RPI 51-100	RPI 101-150	RPI 150+				
8- 8	0- 5	1- 0	OVERALL	0- 2	1- 1	6- 0				
7- 4	0- 2	1- 0	HOME	0- 2	1- 0	5- 0				
1- 4	0- 3	0- 0	AWAY	0- 0	0- 1	1- 0				
0- 0	0- 0	0- 0	NEUTRAL	0- 0	0- 0	0- 0				
8- 3	0- 2	1- 0	NON-CONFERENCE	0- 0	1- 1	6- 0				
7- 1	0- 1	1- 0	HOME	0- 0	1- 0	5- 0				
1- 2	0- 1	0- 0	AWAY	0- 0	0- 1	1- 0				
0- 0	0- 0	0- 0	NEUTRAL	0- 0	0- 0	0- 0				
0- 5	0- 3	0- 0	CONFERENCE	0- 2	0- 0	0- 0				
0- 3	0- 1	0- 0	HOME	0- 2	0- 0	0- 0				
0- 2	0- 2	0- 0	AWAY	0- 0	0- 0	0- 0				
0- 0	0- 0	0- 0	NEUTRAL	0- 0	0- 0	0- 0				

RPI	S	Opponent	Score	RPI	S	Opponent	Score	RPI	S	Opponent	Score	RPI	S	Opponent	Score	Team's RPI: 101
3	A	UConn	61 72	47	H	Arkansas	84 80	61	H	Washington St.	75 96	143	A	Harvard	53 56	
5	A	Oregon St.	44 81					97	H	Washington	64 67	146	H	Santa Clara	69 65	
8	A	Stanford	40 73									195	H	Boston U.	73 62	
8	H	Stanford	65 79									241	H	UC Riverside	84 61	
16	H	Kentucky	61 63									246	H	Grand Canyon	72 53	
LAST 10 Division I																
5	A	Oregon St.	44 81	246	H	Grand Canyon	72 53									
8	H	Stanford	65 79	16	H	Kentucky	61 63									
8	A	Stanford	40 73	146	H	Santa Clara	69 65									
61	H	Washington St.	75 96	195	H	Boston U.	73 62									
97	H	Washington	64 67	286	H	Long Beach St.	68 45									

Non-Div I Games:

California

Loss, Non-Conf, S Site, H Home A Away N Neutral

Average RPI Win:	261	WON-LOST	WINNING	LAST 10	STRENGTH OF	OPP. STRENGTH	TEAM	ADJ.	CONF.	ADJ CONF.
Average RPI Loss:	202	RECORD	PCT. RANK	GAMES	SCHEDULE	OF SCHEDULE	RPI	RPI	RPI	RPI
DIV. I ONLY	6- 10	240	1-9	288	279	298	298	32	32	
DIV. I NON-CONF.	6- 6	164	1-5	257	293	240	240	32	32	
TOTALS	RPI 1-25	RPI 26-50	W-L RECORDS	RPI 51-100	RPI 101-150	RPI 150+				
6- 10	0- 1	0- 0	OVERALL	0- 1	0- 1	6- 7				
5- 3	0- 0	0- 0	HOME	0- 1	0- 0	5- 2				
1- 4	0- 0	0- 0	AWAY	0- 0	0- 0	1- 4				
0- 3	0- 1	0- 0	NEUTRAL	0- 0	0- 1	0- 1				
6- 6	0- 1	0- 0	NON-CONFERENCE	0- 0	0- 1	6- 4				
5- 1	0- 0	0- 0	HOME	0- 0	0- 0	5- 1				
1- 2	0- 0	0- 0	AWAY	0- 0	0- 0	1- 2				
0- 3	0- 1	0- 0	NEUTRAL	0- 0	0- 1	0- 1				
0- 4	0- 0	0- 0	CONFERENCE	0- 1	0- 0	0- 3				
0- 2	0- 0	0- 0	HOME	0- 1	0- 0	0- 1				
0- 2	0- 0	0- 0	AWAY	0- 0	0- 0	0- 2				
0- 0	0- 0	0- 0	NEUTRAL	0- 0	0- 0	0- 0				

RPI 1-25				RPI 26-50				RPI 51-100				RPI 101+ Team's RPI: 298			
RPI	S	Opponent	Score	RPI	S	Opponent	Score	RPI	S	Opponent	Score	RPI	S	Opponent	Score
8	N	Stanford	78 83					76	H	CSU Bakersfield	61 66	138	N	Houston	75 96
												203	N	Bowling Green	60 98
												209	A	Cal St. Fullerton	93 97
												214	H	Northern Ariz.	98 79
												235	H	CSUN	64 56
												241	A	UC Riverside	64 80
												246	H	Grand Canyon	58 62
												266	H	UC Santa Barbara	85 81
												271	H	San Diego St.	68 80
												278	A	Idaho St.	74 68
												284	H	Alabama A&M	60 55
												286	H	Long Beach St.	79 70
												311	A	New Mexico St.	56 57
												319	A	UTRGV	68 87
LAST 10 Division I															
246	H	Grand Canyon	58 62	278	A	Idaho St.	74 68								
76	H	CSU Bakersfield	61 66	209	A	Cal St. Fullerton	93 97								
319	A	UTRGV	68 87	241	A	UC Riverside	64 80								
311	A	New Mexico St.	56 57	203	N	Bowling Green	60 98								
271	H	San Diego St.	68 80	138	N	Houston	75 96								

Non-Div I Games: Ottawa (AZ) 103 75 LIFE Pacific 93 48

California Baptist

Loss, Non-Conf, S Site, H Home A Away N Neutral

Average RPI Win:	247	WON-LOST	WINNING	LAST 10	STRENGTH OF	OPP. STRENGTH	TEAM	ADJ.	CONF.	ADJ CONF.
Average RPI Loss:	194	RECORD	PCT. RANK	GAMES	SCHEDULE	OF SCHEDULE	RPI	RPI	RPI	RPI
DIV. I ONLY	9- 5	93	7-3	228	343	131	131	27	27	
DIV. I NON-CONF.	3- 4	201	1-2	272	277	222	222	27	27	
TOTALS	RPI 1-25	RPI 26-50	W-L RECORDS	RPI 51-100	RPI 101-150	RPI 150+				
9- 5	0- 0	0- 1	OVERALL	0- 1	1- 0	8- 3				
6- 0	0- 0	0- 0	HOME	0- 0	1- 0	5- 0				
3- 5	0- 0	0- 1	AWAY	0- 1	0- 0	3- 3				
0- 0	0- 0	0- 0	NEUTRAL	0- 0	0- 0	0- 0				
3- 4	0- 0	0- 1	NON-CONFERENCE	0- 1	1- 0	2- 2				
2- 0	0- 0	0- 0	HOME	0- 0	1- 0	1- 0				
1- 4	0- 0	0- 1	AWAY	0- 1	0- 0	1- 2				
0- 0	0- 0	0- 0	NEUTRAL	0- 0	0- 0	0- 0				
6- 1	0- 0	0- 0	CONFERENCE	0- 0	0- 0	6- 1				
4- 0	0- 0	0- 0	HOME	0- 0	0- 0	4- 0				
2- 1	0- 0	0- 0	AWAY	0- 0	0- 0	2- 1				
0- 0	0- 0	0- 0	NEUTRAL	0- 0	0- 0	0- 0				

RPI	S	Opponent	Score	RPI	S	Opponent	Score	RPI	S	Opponent	Score	RPI	S	Opponent	Score	Team's RPI: 131
37	A	Old Dominion	44 59	56	A	Wake Forest	46 74	108	H	UNC Greensboro	72 64	174	A	Hampton	68 31	
								236	H	Gardner-Webb	48 44	238	A	UNC Asheville	52 60	
								244	H	Kennesaw St.	63 51	251	H	Winthrop	63 47	
								269	H	High Point	73 36	270	A	Longwood	70 55	
								315	A	Hofstra	55 58	322	A	N.C. Central	64 67	
								333	H	USC Upstate	50 38	335	A	Western Caro.	61 40	
LAST 10 Division I																
251	H	Winthrop	63 47	333	H	USC Upstate	50 38									
174	A	Hampton	68 31	269	H	High Point	73 36									
236	H	Gardner-Webb	48 44	315	A	Hofstra	55 58									
270	A	Longwood	70 55	56	A	Wake Forest	46 74									
238	A	UNC Asheville	52 60	108	H	UNC Greensboro	72 64									

Non-Div I Games: St. Andrews 122 56 Bluefield Col. 65 41

Campbell

Loss, Non-Conf, S Site, H Home A Away N Neutral

Average RPI Win:	276	WON-LOST	WINNING	LAST 10	STRENGTH OF	OPP. STRENGTH	TEAM	ADJ.	CONF.	ADJ CONF.
Average RPI Loss:	207	RECORD	PCT. RANK	GAMES	SCHEDULE	OF SCHEDULE	RPI	RPI	RPI	RPI
DIV. I ONLY	2- 12	327	1-9	287	295	330	330	24	24	
DIV. I NON-CONF.	1- 8	322	0-5	292	273	341	341	25	25	
TOTALS	RPI 1-25	RPI 26-50	W-L RECORDS	RPI 51-100	RPI 101-150	RPI 150+				
2- 12	0- 0	0- 0	OVERALL	0- 2	0- 1	2- 9				
1- 4	0- 0	0- 0	HOME	0- 1	0- 1	1- 2				
1- 7	0- 0	0- 0	AWAY	0- 1	0- 0	1- 6				
0- 1	0- 0	0- 0	NEUTRAL	0- 0	0- 0	0- 1				
1- 8	0- 0	0- 0	NON-CONFERENCE	0- 1	0- 1	1- 6				
1- 2	0- 0	0- 0	HOME	0- 0	0- 1	1- 1				
0- 5	0- 0	0- 0	AWAY	0- 1	0- 0	0- 4				
0- 1	0- 0	0- 0	NEUTRAL	0- 0	0- 0	0- 1				
1- 4	0- 0	0- 0	CONFERENCE	0- 1	0- 0	1- 3				
0- 2	0- 0	0- 0	HOME	0- 1	0- 0	0- 1				
1- 2	0- 0	0- 0	AWAY	0- 0	0- 0	1- 2				
0- 0	0- 0	0- 0	NEUTRAL	0- 0	0- 0	0- 0				

RPI 1-25				RPI 26-50				RPI 51-100				RPI 101+				Team's RPI: 330	
RPI	S	Opponent	Score	RPI	S	Opponent	Score	RPI	S	Opponent	Score	RPI	S	Opponent	Score		
								79	A	Buffalo	55	71	102	H	Colgate	69	90
								85	H	Marist	59	90	166	A	Toledo	65	83
													171	A	Youngstown St.	59	87
													217	A	Manhattan	50	68
													226	A	Stetson	52	68
													252	A	Vermont	53	76
													259	A	Fairfield	70	72
													273	H	St. Bonaventure	84	82
													279	A	Monmouth	71	62
													283	N	Appalachian St.	57	74
													316	H	Siena	63	68
													326	H	Albany (NY)	53	70
LAST 10 Division I																	
				259	A	Fairfield	70	72		166	A	Toledo	65	83			
				316	H	Siena	63	68		283	N	Appalachian St.	57	74			
				85	H	Marist	59	90		226	A	Stetson	52	68			
				279	A	Monmouth	71	62		252	A	Vermont	53	76			
				217	A	Manhattan	50	68		326	H	Albany (NY)	53	70			

Non-Div I Games:

Canisius

Central Ark.

Through Games Of Jan. 17, 2020

Average RPI Win:	286	WON-LOST	WINNING	LAST 10	STRENGTH OF	OPP. STRENGTH	TEAM	ADJ.	CONF.	ADJ CONF.
Average RPI Loss:	139	RECORD	PCT. RANK	GAMES	SCHEDULE	OF SCHEDULE	RPI	RPI	RPI	RPI
DIV. I ONLY	4- 9	269	4-6	184	265	239	239	25	25	
DIV. I NON-CONF.	1- 5	313	1-2	85	127	257	257	23	23	
TOTALS	RPI 1-25	RPI 26-50	W-L RECORDS	RPI 51-100	RPI 101-150	RPI 150+				
4- 9	0- 1	0- 0	OVERALL	0- 1	0- 4	4- 3				
2- 2	0- 0	0- 0	HOME	0- 0	0- 2	2- 0				
2- 7	0- 1	0- 0	AWAY	0- 1	0- 2	2- 3				
0- 0	0- 0	0- 0	NEUTRAL	0- 0	0- 0	0- 0				
1- 5	0- 1	0- 0	NON-CONFERENCE	0- 1	0- 1	1- 2				
1- 0	0- 0	0- 0	HOME	0- 0	0- 0	1- 0				
0- 5	0- 1	0- 0	AWAY	0- 1	0- 1	0- 2				
0- 0	0- 0	0- 0	NEUTRAL	0- 0	0- 0	0- 0				
3- 4	0- 0	0- 0	CONFERENCE	0- 0	0- 3	3- 1				
1- 2	0- 0	0- 0	HOME	0- 0	0- 2	1- 0				
2- 2	0- 0	0- 0	AWAY	0- 0	0- 1	2- 1				
0- 0	0- 0	0- 0	NEUTRAL	0- 0	0- 0	0- 0				

RPI 1-25				RPI 26-50				RPI 51-100				RPI 101+ Team's RPI: 239			
RPI	S	Opponent	Score	RPI	S	Opponent	Score	RPI	S	Opponent	Score	RPI	S	Opponent	Score
19	A	Texas A&M	46 76					69	A	Tennessee	36 63	114	H	New Orleans	37 49
												134	H	Sam Houston St.	54 72
												140	A	Tulane	38 65
												148	A	SFA	41 102
												184	H	Jackson St.	57 54
												192	A	A&M-Corpus Christi	47 67
												207	A	Little Rock	48 63
												230	A	Northern Ky.	56 72
												300	H	Houston Baptist	63 39
												318	A	McNeese	70 57
												341	A	Incarnate Word	47 37
LAST 10 Division I															
148	A	SFA	41 102	192	A	A&M-Corpus Christi	47 67								
134	H	Sam Houston St.	54 72	341	A	Incarnate Word	47 37								
114	H	New Orleans	37 49	19	A	Texas A&M	46 76								
318	A	McNeese	70 57	184	H	Jackson St.	57 54								
300	H	Houston Baptist	63 39	230	A	Northern Ky.	56 72								

Non-Div I Games: Hendrix 104 28 Central Baptist 66 43 Crowley's Ridge 82 26

Central Ark.

Loss, Non-Conf, S Site, H Home A Away N Neutral

Average RPI Win:	336	WON-LOST	WINNING	LAST 10	STRENGTH OF	OPP. STRENGTH	TEAM	ADJ.	CONF.	ADJ CONF.
Average RPI Loss:	203	RECORD	PCT. RANK	GAMES	SCHEDULE	OF SCHEDULE	RPI	RPI	RPI	RPI
DIV. I ONLY	1- 15	346	1-9	292	312	342	342	29	29	
DIV. I NON-CONF.	1- 10	329	1-4	264	307	329	329	30	30	
TOTALS	RPI 1-25	RPI 26-50	W-L RECORDS	RPI 51-100	RPI 101-150	RPI 150+				
1- 15	0- 0	0- 1	OVERALL	0- 2	0- 1	1- 11				
0- 6	0- 0	0- 0	HOME	0- 0	0- 0	0- 6				
1- 9	0- 0	0- 1	AWAY	0- 2	0- 1	1- 5				
0- 0	0- 0	0- 0	NEUTRAL	0- 0	0- 0	0- 0				
1- 10	0- 0	0- 1	NON-CONFERENCE	0- 2	0- 1	1- 6				
0- 3	0- 0	0- 0	HOME	0- 0	0- 0	0- 3				
1- 7	0- 0	0- 1	AWAY	0- 2	0- 1	1- 3				
0- 0	0- 0	0- 0	NEUTRAL	0- 0	0- 0	0- 0				
0- 5	0- 0	0- 0	CONFERENCE	0- 0	0- 0	0- 5				
0- 3	0- 0	0- 0	HOME	0- 0	0- 0	0- 3				
0- 2	0- 0	0- 0	AWAY	0- 0	0- 0	0- 2				
0- 0	0- 0	0- 0	NEUTRAL	0- 0	0- 0	0- 0				

RPI	S	Opponent	Score	RPI	S	Opponent	Score	RPI	S	Opponent	Score	RPI	S	Opponent	Score	Team's RPI: 342
38	A	FGCU	60 94	79	A	Buffalo	56 61	115	A	Duquesne	33 72	156	H	Robert Morris	56 86	
				87	A	Lehigh	51 70	181	H	Merrimack	56 65	191	A	Fla. Atlantic	54 72	
								218	H	Saint Francis (PA)	52 64	223	H	UMass Lowell	54 56	
								229	H	Brown	73 83	268	A	Sacred Heart	58 66	
								291	A	New Hampshire	59 70	301	A	Pittsburgh	73 81	
								326	H	Albany (NY)	63 73	336	A	Hartford	61 54	
								347	A	LIU Brooklyn	61 63					
LAST 10 Division I																
347	A	LIU Brooklyn	61 63	336	A	Hartford	61 54									
181	H	Merrimack	56 65	38	A	FGCU	60 94									
268	A	Sacred Heart	58 66	191	A	Fla. Atlantic	54 72									
218	H	Saint Francis (PA)	52 64	291	A	New Hampshire	59 70									
156	H	Robert Morris	56 86	223	H	UMass Lowell	54 56									

Non-Div I Games:

Central Conn. St.

■ Loss,
 ■ Non-Conf,
 ■ S Site,
 ■ H Home
 ■ A Away
 N Neutral

Central Mich.

Through Games Of Jan. 17, 2020

Average RPI Win:	145	WON-LOST	WINNING	LAST 10	STRENGTH OF	OPP. STRENGTH	TEAM	ADJ.	CONF.	ADJ CONF.
Average RPI Loss:	73	RECORD	PCT. RANK	GAMES	SCHEDULE	OF SCHEDULE	RPI	RPI	RPI	RPI
DIV. I ONLY	11- 4	57	9-1	32	116	27	27	10	10	
DIV. I NON-CONF.	7- 4	100	5-1	39	97	41	41	10	10	
TOTALS	RPI 1-25	RPI 26-50	W-L RECORDS	RPI 51-100	RPI 101-150	RPI 150+				
11- 4	0- 1	0- 1	OVERALL	5- 1	0- 0	6- 1				
6- 1	0- 0	0- 0	HOME	3- 0	0- 0	3- 1				
5- 3	0- 1	0- 1	AWAY	2- 1	0- 0	3- 0				
0- 0	0- 0	0- 0	NEUTRAL	0- 0	0- 0	0- 0				
7- 4	0- 1	0- 1	NON-CONFERENCE	3- 1	0- 0	4- 1				
4- 1	0- 0	0- 0	HOME	2- 0	0- 0	2- 1				
3- 3	0- 1	0- 1	AWAY	1- 1	0- 0	2- 0				
0- 0	0- 0	0- 0	NEUTRAL	0- 0	0- 0	0- 0				
4- 0	0- 0	0- 0	CONFERENCE	2- 0	0- 0	2- 0				
2- 0	0- 0	0- 0	HOME	1- 0	0- 0	1- 0				
2- 0	0- 0	0- 0	AWAY	1- 0	0- 0	1- 0				
0- 0	0- 0	0- 0	NEUTRAL	0- 0	0- 0	0- 0				

RPI 1-25				RPI 26-50				Team's RPI: 27				RPI 51-100				RPI 101+			
RPI	S	Opponent	Score	RPI	S	Opponent	Score	RPI	S	Opponent	Score	RPI	S	Opponent	Score	RPI	S	Opponent	Score
1	A	Louisville	63 76	44	A	Western Ky.	58 93	65	H	Ball St.	66 39	162	H	Northeastern	79 63				
								68	A	UCF	58 64	175	A	Akron	77 72				
								84	A	South Dakota St.	79 74	178	H	Green Bay	105 111				
								85	H	Marist	77 54	180	H	Miami (OH)	76 70				
								92	A	Ohio	73 71	183	A	Bethune-Cookman	92 67				
								100	H	Dayton	81 80	190	H	Iona	70 50				
												277	A	Oakland	65 47				
LAST 10 Division I																			
				65	H	Ball St.	66 39	183	A	Bethune-Cookman	92 67								
				180	H	Miami (OH)	76 70	277	A	Oakland	65 47								
				92	A	Ohio	73 71	84	A	South Dakota St.	79 74								
				175	A	Akron	77 72	190	H	Iona	70 50								
				68	A	UCF	58 64	85	H	Marist	77 54								

Non-Div I Games:

Central Mich.

■ Loss,
 ■ Non-Conf, S Site,
 ■ Home
 ■ Away
 N Neutral

Charleston So.

Through Games Of Jan. 17, 2020

Average RPI Win:	238	WON-LOST	WINNING	LAST 10	STRENGTH OF	OPP. STRENGTH	TEAM	ADJ.	CONF.	ADJ CONF.
Average RPI Loss:	226	RECORD	PCT. RANK	GAMES	SCHEDULE	OF SCHEDULE	RPI	RPI	RPI	RPI
DIV. I ONLY	1- 12	338	1-9	262	347	339	339	27	27	
DIV. I NON-CONF.	0- 7	338	0-4	208	334	340	340	27	27	
TOTALS	RPI 1-25	RPI 26-50	W-L RECORDS	RPI 51-100	RPI 101-150	RPI 150+				
1- 12	0- 1	0- 0	OVERALL	0- 1	0- 0	1- 10				
0- 6	0- 0	0- 0	HOME	0- 0	0- 0	0- 6				
1- 6	0- 1	0- 0	AWAY	0- 1	0- 0	1- 4				
0- 0	0- 0	0- 0	NEUTRAL	0- 0	0- 0	0- 0				
0- 7	0- 1	0- 0	NON-CONFERENCE	0- 1	0- 0	0- 5				
0- 4	0- 0	0- 0	HOME	0- 0	0- 0	0- 4				
0- 3	0- 1	0- 0	AWAY	0- 1	0- 0	0- 1				
0- 0	0- 0	0- 0	NEUTRAL	0- 0	0- 0	0- 0				
1- 5	0- 0	0- 0	CONFERENCE	0- 0	0- 0	1- 5				
0- 2	0- 0	0- 0	HOME	0- 0	0- 0	0- 2				
1- 3	0- 0	0- 0	AWAY	0- 0	0- 0	1- 3				
0- 0	0- 0	0- 0	NEUTRAL	0- 0	0- 0	0- 0				

RPI 1-25			RPI 26-50			RPI 51-100			RPI 101+			Team's RPI: 339
RPI	S	Opponent	Score	RPI	S	Opponent	Score	RPI	S	Opponent	Score	
18	A	Florida St.	36 88					62	A	North Carolina	54 85	
								154	H	North Dakota	57 73	
								183	H	Bethune-Cookman	41 81	
								236	H	Gardner-Webb	52 79	
								238	A	UNC Asheville	60 48	
								242	H	Col. of Charleston	70 79	
								263	A	Radford	35 72	
								269	H	High Point	70 84	
								270	A	Longwood	64 84	
								333	A	USC Upstate	53 70	
								335	A	Western Caro.	64 69	
								348	H	South Carolina St.	75 81	
LAST 10 Division I												
238	A	UNC Asheville	60 48	333	A	USC Upstate	53 70					
269	H	High Point	70 84	242	H	Col. of Charleston	70 79					
270	A	Longwood	64 84	335	A	Western Caro.	64 69					
263	A	Radford	35 72	154	H	North Dakota	57 73					
236	H	Gardner-Webb	52 79	183	H	Bethune-Cookman	41 81					

Non-Div I Games: Columbia (SC) 76 59 Virginia-Lynchburg 92 55

Charleston So.

Loss, Non-Conf, S Site, H Home A Away N Neutral

Average RPI Win:	181	WON-LOST	WINNING	LAST 10	STRENGTH OF	OPP. STRENGTH	TEAM	ADJ.	CONF.	ADJ CONF.
Average RPI Loss:	57	RECORD	PCT. RANK	GAMES	SCHEDULE	OF SCHEDULE	RPI	RPI	RPI	RPI
DIV. I ONLY	11- 4	57	7-3	114	81	48	48	13	13	
DIV. I NON-CONF.	9- 2	39	5-1	165	76	50	50	14	14	
TOTALS	RPI 1-25	RPI 26-50	W-L RECORDS	RPI 51-100	RPI 101-150	RPI 150+				
11- 4	0- 1	0- 2	OVERALL	2- 0	3- 1	6- 0				
5- 1	0- 0	0- 0	HOME	0- 0	1- 1	4- 0				
4- 3	0- 1	0- 2	AWAY	2- 0	0- 0	2- 0				
2- 0	0- 0	0- 0	NEUTRAL	0- 0	2- 0	0- 0				
9- 2	0- 1	0- 0	NON-CONFERENCE	2- 0	3- 1	4- 0				
4- 1	0- 0	0- 0	HOME	0- 0	1- 1	3- 0				
3- 1	0- 1	0- 0	AWAY	2- 0	0- 0	1- 0				
2- 0	0- 0	0- 0	NEUTRAL	0- 0	2- 0	0- 0				
2- 2	0- 0	0- 2	CONFERENCE	0- 0	0- 0	2- 0				
1- 0	0- 0	0- 0	HOME	0- 0	0- 0	1- 0				
1- 2	0- 0	0- 2	AWAY	0- 0	0- 0	1- 0				
0- 0	0- 0	0- 0	NEUTRAL	0- 0	0- 0	0- 0				

RPI 1-25			RPI 26-50			Team's RPI: 48	RPI 51-100			RPI 101+		
RPI	S	Opponent	Score	RPI	S	Opponent	Score	RPI	S	Opponent	Score	
16	A	Kentucky	39 86	37	A	Old Dominion	51 54	56	A	Wake Forest	77 65	104 N Boston College 84 68
				45	A	Middle Tenn.	59 83	94	A	Davidson	75 64	125 H Richmond 78 59
												129 H Fordham 51 76
												140 N Tulane 60 56
												167 A UAB 83 75
												236 H Gardner-Webb 74 49
												248 H Delaware 61 57
												249 A East Carolina 59 47
												274 H Marshall 52 46
												302 H UMES 64 44
LAST 10 Division I												
274	H	Marshall	52 46	94	A	Davidson	75 64					
37	A	Old Dominion	51 54	248	H	Delaware	61 57					
45	A	Middle Tenn.	59 83	16	A	Kentucky	39 86					
167	A	UAB	83 75	140	N	Tulane	60 56					
302	H	UMES	64 44	104	N	Boston College	84 68					

Non-Div I Games:

Charlotte

■ Loss,
 ■ Non-Conf, S Site,
 ■ Home
 ■ Away
 N Neutral

Chattanooga

Through Games Of Jan. 17, 2020

Average RPI Win:	249	WON-LOST	WINNING	LAST 10	STRENGTH OF	OPP. STRENGTH	TEAM	ADJ.	CONF.	ADJ CONF.
Average RPI Loss:	104	RECORD	PCT. RANK	GAMES	SCHEDULE	OF SCHEDULE	RPI	RPI	RPI	RPI
DIV. I ONLY	3- 14	321	2-8	51	128	215	215	23	23	
DIV. I NON-CONF.	1- 13	337	0-7	18	88	221	221	21	21	
TOTALS	RPI 1-25	RPI 26-50	W-L RECORDS	RPI 51-100	RPI 101-150	RPI 150+				
3- 14	0- 3	0- 0	OVERALL	0- 5	1- 3	2- 3				
1- 6	0- 1	0- 0	HOME	0- 2	0- 1	1- 2				
2- 8	0- 2	0- 0	AWAY	0- 3	1- 2	1- 1				
0- 0	0- 0	0- 0	NEUTRAL	0- 0	0- 0	0- 0				
1- 13	0- 3	0- 0	NON-CONFERENCE	0- 5	1- 2	0- 3				
0- 6	0- 1	0- 0	HOME	0- 2	0- 1	0- 2				
1- 7	0- 2	0- 0	AWAY	0- 3	1- 1	0- 1				
0- 0	0- 0	0- 0	NEUTRAL	0- 0	0- 0	0- 0				
2- 1	0- 0	0- 0	CONFERENCE	0- 0	0- 1	2- 0				
1- 0	0- 0	0- 0	HOME	0- 0	0- 0	1- 0				
1- 1	0- 0	0- 0	AWAY	0- 0	0- 1	1- 0				
0- 0	0- 0	0- 0	NEUTRAL	0- 0	0- 0	0- 0				

RPI 1-25				RPI 26-50				RPI 51-100				RPI 101+ Team's RPI: 215			
RPI	S	Opponent	Score	RPI	S	Opponent	Score	RPI	S	Opponent	Score	RPI	S	Opponent	Score
1	A	Louisville	37 86					67	H	Troy	51 90	103	A	Liberty	71 54
17	A	NC State	38 74					71	A	UT Martin	51 78	108	A	UNC Greensboro	41 49
24	H	Purdue	34 66					84	A	South Dakota St.	56 71	119	A	Cincinnati	53 72
								89	A	Belmont	50 63	147	H	Austin Peay	49 50
								92	H	Ohio	58 70	174	H	Hampton	55 84
												199	H	Northern Colo.	42 59
												258	A	Eastern Ky.	65 71
												308	H	Wofford	80 76
												335	A	Western Caro.	59 52
LAST 10 Division I															
308	H	Wofford	80 76	67	H	Troy	51 90	84	A	South Dakota St.	56 71				
108	A	UNC Greensboro	41 49	71	A	UT Martin	51 78	258	A	Eastern Ky.	65 71				
335	A	Western Caro.	59 52	92	H	Ohio	58 70	199	H	Northern Colo.	42 59				
92	H	Ohio	58 70												
17	A	NC State	38 74												

Non-Div I Games:

Chattanooga

■ Loss,
 ■ Non-Conf, S Site,
 ■ Home
 ■ Away
 N Neutral

Chicago St.

Through Games Of Jan. 17, 2020

Average RPI Win:	0	WON-LOST	WINNING	LAST 10	STRENGTH OF	OPP. STRENGTH	TEAM	ADJ.	CONF.	ADJ CONF.
Average RPI Loss:	231	RECORD	PCT. RANK	GAMES	SCHEDULE	OF SCHEDULE	RPI	RPI	RPI	RPI
DIV. I ONLY	0- 18	347	0-10	312	329	349	349	32	32	
DIV. I NON-CONF.	0- 13	338	0-5	256	283	342	342	32	32	
TOTALS	RPI 1-25	RPI 26-50	W-L RECORDS	RPI 51-100	RPI 101-150	RPI 150+				
0- 18	0- 0	0- 1	OVERALL	0- 0	0- 4	0- 13				
0- 8	0- 0	0- 1	HOME	0- 0	0- 1	0- 6				
0- 9	0- 0	0- 0	AWAY	0- 0	0- 3	0- 6				
0- 1	0- 0	0- 0	NEUTRAL	0- 0	0- 0	0- 1				
0- 13	0- 0	0- 1	NON-CONFERENCE	0- 0	0- 4	0- 8				
0- 6	0- 0	0- 1	HOME	0- 0	0- 1	0- 4				
0- 6	0- 0	0- 0	AWAY	0- 0	0- 3	0- 3				
0- 1	0- 0	0- 0	NEUTRAL	0- 0	0- 0	0- 1				
0- 5	0- 0	0- 0	CONFERENCE	0- 0	0- 0	0- 5				
0- 2	0- 0	0- 0	HOME	0- 0	0- 0	0- 2				
0- 3	0- 0	0- 0	AWAY	0- 0	0- 0	0- 3				
0- 0	0- 0	0- 0	NEUTRAL	0- 0	0- 0	0- 0				

RPI 1-25			RPI 26-50			RPI 51-100			RPI 101+			Team's RPI: 349
RPI	S	Opponent	Score	RPI	S	Opponent	Score	RPI	S	Opponent	Score	
				43	H	Arizona	50 82					
								107	A	UT Arlington	53 84	
								116	H	Loyola Chicago	53 98	
								124	A	Western Mich.	69 90	
								126	A	Illinois	66 96	
								178	H	Green Bay	46 102	
								186	A	Valparaiso	49 95	
								225	H	Western Ill.	78 88	
								246	A	Grand Canyon	49 69	
								266	N	UC Santa Barbara	65 96	
								277	H	Oakland	70 98	
								297	A	Nevada	60 80	
								311	H	New Mexico St.	60 73	
								319	H	UTRGV	67 87	
								325	A	Evansville	42 76	
								329	A	Utah Valley	58 89	
								338	H	UIC	61 73	
								340	A	Seattle U	51 80	
LAST 10 Division I												
				246	A	Grand Canyon	49 69	186	A	Valparaiso	49 95	
				319	H	UTRGV	67 87	325	A	Evansville	42 76	
				311	H	New Mexico St.	60 73	124	A	Western Mich.	69 90	
				340	A	Seattle U	51 80	225	H	Western Ill.	78 88	
				329	A	Utah Valley	58 89	338	H	UIC	61 73	

Non-Div I Games:

Chicago St.

■ Loss,
 ■ Non-Conf,
 ■ S Site,
 ■ H Home
 ■ A Away
 N Neutral

Average RPI Win:	190	WON-LOST	WINNING	LAST 10	STRENGTH OF	OPP. STRENGTH	TEAM	ADJ.	CONF.	ADJ CONF.
Average RPI Loss:	57	RECORD	PCT. RANK	GAMES	SCHEDULE	OF SCHEDULE	RPI	RPI	RPI	RPI
DIV. I ONLY	11- 5	75	8-2	194	49	119	119	9	9	
DIV. I NON-CONF.	9- 4	84	6-1	248	41	143	143	8	8	
TOTALS	RPI 1-25	RPI 26-50	W-L RECORDS	RPI 51-100	RPI 101-150	RPI 150+				
11- 5	0- 1	0- 1	OVERALL	2- 3	2- 0	7- 0				
8- 2	0- 0	0- 1	HOME	2- 1	1- 0	5- 0				
3- 1	0- 0	0- 0	AWAY	0- 1	1- 0	2- 0				
0- 2	0- 1	0- 0	NEUTRAL	0- 1	0- 0	0- 0				
9- 4	0- 1	0- 1	NON-CONFERENCE	1- 2	2- 0	6- 0				
7- 2	0- 0	0- 1	HOME	1- 1	1- 0	5- 0				
2- 0	0- 0	0- 0	AWAY	0- 0	1- 0	1- 0				
0- 2	0- 1	0- 0	NEUTRAL	0- 1	0- 0	0- 0				
2- 1	0- 0	0- 0	CONFERENCE	1- 1	0- 0	1- 0				
1- 0	0- 0	0- 0	HOME	1- 0	0- 0	0- 0				
1- 1	0- 0	0- 0	AWAY	0- 1	0- 0	1- 0				
0- 0	0- 0	0- 0	NEUTRAL	0- 0	0- 0	0- 0				

RPI 1-25				RPI 26-50				RPI 51-100				RPI 101+ Team's RPI: 119			
RPI	S	Opponent	Score	RPI	S	Opponent	Score	RPI	S	Opponent	Score	RPI	S	Opponent	Score
6	N	Iowa	61 69	36	H	Ohio St.	73 78	64	N	Bucknell	48 56	111	H	Utah	68 62
								65	H	Ball St.	63 56	130	A	VCU	58 56
								68	H	UCF	81 64	179	A	Memphis	73 66
								80	A	South Fla.	68 76	180	H	Miami (OH)	98 68
								99	H	Saint Louis	50 60	215	H	Chattanooga	72 53
												216	A	Xavier	85 78
												284	H	Alabama A&M	62 47
												301	H	Pittsburgh	69 53
												343	H	Coppin St.	86 40
LAST 10 Division I															
				68	H	UCF	81 64	284	H	Alabama A&M	62 47				
				179	A	Memphis	73 66	216	A	Xavier	85 78				
				80	A	South Fla.	68 76	180	H	Miami (OH)	98 68				
				343	H	Coppin St.	86 40	130	A	VCU	58 56				
				301	H	Pittsburgh	69 53	64	N	Bucknell	48 56				

Non-Div I Games:

Cincinnati

■ Loss,
■ Non-Conf, S Site,
■ Home
■ Away
N Neutral

Average RPI Win:	251	WON-LOST	WINNING	LAST 10	STRENGTH OF	OPP. STRENGTH	TEAM	ADJ.	CONF.	ADJ CONF.
Average RPI Loss:	68	RECORD	PCT. RANK	GAMES	SCHEDULE	OF SCHEDULE	RPI	RPI	RPI	RPI
DIV. I ONLY	6- 11	250	4-6	71	66	182	182	4	4	
DIV. I NON-CONF.	4- 7	225	2-2	127	116	217	217	3	3	
TOTALS	RPI 1-25	RPI 26-50	W-L RECORDS	RPI 51-100	RPI 101-150	RPI 150+				
6- 11	0- 5	0- 1	OVERALL	0- 3	2- 0	4- 2				
3- 6	0- 3	0- 0	HOME	0- 2	1- 0	2- 1				
2- 4	0- 1	0- 1	AWAY	0- 1	1- 0	1- 1				
1- 1	0- 1	0- 0	NEUTRAL	0- 0	0- 0	1- 0				
4- 7	0- 3	0- 0	NON-CONFERENCE	0- 2	1- 0	3- 2				
2- 4	0- 1	0- 0	HOME	0- 2	1- 0	1- 1				
1- 2	0- 1	0- 0	AWAY	0- 0	0- 0	1- 1				
1- 1	0- 1	0- 0	NEUTRAL	0- 0	0- 0	1- 0				
2- 4	0- 2	0- 1	CONFERENCE	0- 1	1- 0	1- 0				
1- 2	0- 2	0- 0	HOME	0- 0	0- 0	1- 0				
1- 2	0- 0	0- 1	AWAY	0- 1	1- 0	0- 0				
0- 0	0- 0	0- 0	NEUTRAL	0- 0	0- 0	0- 0				

RPI 1-25				RPI 26-50				RPI 51-100				RPI 101+ Team's RPI: 182			
RPI	S	Opponent	Score	RPI	S	Opponent	Score	RPI	S	Opponent	Score	RPI	S	Opponent	Score
1	H	Louisville	50 75	26	A	Georgia Tech	47 49	56	A	Wake Forest	58 63	123	H	Furman	77 71
2	H	South Carolina	48 84					70	H	Alabama	54 67	127	A	Notre Dame	71 55
6	A	Iowa	60 74					81	H	N.C. A&T	74 82	205	A	Penn St.	55 68
18	H	Florida St.	64 81									265	H	Navy	52 65
21	N	Maryland	44 63									301	H	Pittsburgh	75 67
LAST 10 Division I															
301	H	Pittsburgh	75 67	81	H	N.C. A&T	74 82	320	A	Mercer	65 61				
26	A	Georgia Tech	47 49					18	H	Florida St.	64 81				
56	A	Wake Forest	58 63					6	A	Iowa	60 74				
1	H	Louisville	50 75					328	N	Alcorn	77 46				
127	A	Notre Dame	71 55												

Non-Div I Games:

Clemson

■ Loss,
 ■ Non-Conf, S Site,
 ■ Home
 ■ Away
 N Neutral

Average RPI Win:	265	WON-LOST	WINNING	LAST 10	STRENGTH OF	OPP. STRENGTH	TEAM	ADJ.	CONF.	ADJ CONF.
Average RPI Loss:	177	RECORD	PCT. RANK	GAMES	SCHEDULE	OF SCHEDULE	RPI	RPI	RPI	RPI
DIV. I ONLY	11- 4	57	7-3	348	185	187	187	19	19	
DIV. I NON-CONF.	8- 1	27	4-0	350	155	159	159	18	18	
TOTALS	RPI 1-25	RPI 26-50	W-L RECORDS	RPI 51-100	RPI 101-150	RPI 150+				
11- 4	0- 0	0- 0	OVERALL	0- 1	0- 1	11- 2				
3- 1	0- 0	0- 0	HOME	0- 1	0- 0	3- 0				
8- 3	0- 0	0- 0	AWAY	0- 0	0- 1	8- 2				
0- 0	0- 0	0- 0	NEUTRAL	0- 0	0- 0	0- 0				
8- 1	0- 0	0- 0	NON-CONFERENCE	0- 0	0- 0	8- 1				
1- 0	0- 0	0- 0	HOME	0- 0	0- 0	1- 0				
7- 1	0- 0	0- 0	AWAY	0- 0	0- 0	7- 1				
0- 0	0- 0	0- 0	NEUTRAL	0- 0	0- 0	0- 0				
3- 3	0- 0	0- 0	CONFERENCE	0- 1	0- 1	3- 1				
2- 1	0- 0	0- 0	HOME	0- 1	0- 0	2- 0				
1- 2	0- 0	0- 0	AWAY	0- 0	0- 1	1- 1				
0- 0	0- 0	0- 0	NEUTRAL	0- 0	0- 0	0- 0				

RPI 1-25				RPI 26-50				RPI 51-100				RPI 101+				Team's RPI: 187	
RPI	S	Opponent	Score	RPI	S	Opponent	Score	RPI	S	Opponent	Score	RPI	S	Opponent	Score		
								57	H	IUPUI	53	78	139	A	Wright St.	62	78
													171	H	Youngstown St.	60	52
													175	H	Akron	66	62
													203	A	Bowling Green	62	89
													210	A	ETSU	62	54
													230	A	Northern Ky.	73	68
													256	A	Delaware St.	57	49
													260	A	Omaha	79	66
													273	A	St. Bonaventure	65	62
													307	A	Detroit Mercy	59	70
													315	A	Hofstra	61	51
													335	A	Western Caro.	68	61
													338	H	UIC	84	44
													347	A	LIU Brooklyn	79	49
LAST 10 Division I																	
				307	A	Detroit Mercy	59	70		338	H	UIC	84	44			
				171	H	Youngstown St.	60	52		260	A	Omaha	79	66			
				230	A	Northern Ky.	73	68		210	A	ETSU	62	54			
				139	A	Wright St.	62	78		335	A	Western Caro.	68	61			
				57	H	IUPUI	53	78		256	A	Delaware St.	57	49			

Non-Div I Games: Davis & Elkins 110 41 Lake Erie 95 49

Cleveland St.

Coastal Caro.

Through Games Of Jan. 17, 2020

Average RPI Win:	229	WON-LOST	WINNING	LAST 10	STRENGTH OF	OPP. STRENGTH	TEAM	ADJ.	CONF.	ADJ CONF.
Average RPI Loss:	96	RECORD	PCT. RANK	GAMES	SCHEDULE	OF SCHEDULE	RPI	RPI	RPI	RPI
DIV. I ONLY	12- 2	21	8-2	311	178	110	110	22	22	
DIV. I NON-CONF.	8- 1	27	4-1	340	203	154	154	22	22	
TOTALS	RPI 1-25	RPI 26-50	W-L RECORDS	RPI 51-100	RPI 101-150	RPI 150+				
12- 2	0- 0	0- 0	OVERALL	0- 1	3- 1	9- 0				
6- 1	0- 0	0- 0	HOME	0- 0	2- 1	4- 0				
5- 1	0- 0	0- 0	AWAY	0- 1	0- 0	5- 0				
1- 0	0- 0	0- 0	NEUTRAL	0- 0	1- 0	0- 0				
8- 1	0- 0	0- 0	NON-CONFERENCE	0- 0	2- 1	6- 0				
4- 1	0- 0	0- 0	HOME	0- 0	1- 1	3- 0				
3- 0	0- 0	0- 0	AWAY	0- 0	0- 0	3- 0				
1- 0	0- 0	0- 0	NEUTRAL	0- 0	1- 0	0- 0				
4- 1	0- 0	0- 0	CONFERENCE	0- 1	1- 0	3- 0				
2- 0	0- 0	0- 0	HOME	0- 0	1- 0	1- 0				
2- 1	0- 0	0- 0	AWAY	0- 1	0- 0	2- 0				
0- 0	0- 0	0- 0	NEUTRAL	0- 0	0- 0	0- 0				

RPI 1-25			RPI 26-50			RPI 51-100			RPI 101+			Team's RPI: 110
RPI	S	Opponent	Score	RPI	S	Opponent	Score	RPI	S	Opponent	Score	
						67	A Troy	77	84	107	H UT Arlington	62 56
										108	H UNC Greensboro	63 54
										109	N Elon	76 65
										125	H Richmond	67 79
										202	H George Mason	74 59
										207	A Little Rock	68 48
										219	A UNCW	62 43
										255	A South Alabama	71 62
										257	H Ark.-Pine Bluff	76 69
										293	H Texas St.	75 67
										308	A Wofford	78 73
										335	A Western Caro.	66 43
										348	H South Carolina St.	85 44
LAST 10 Division I												
						207	A Little Rock	68 48		348	H South Carolina St.	85 44
						107	H UT Arlington	62 56		109	N Elon	76 65
						293	H Texas St.	75 67		219	A UNCW	62 43
						255	A South Alabama	71 62		202	H George Mason	74 59
						67	A Troy	77 84		125	H Richmond	67 79

Non-Div I Games: UNC Pembroke 86 44 Wesleyan (GA) 132 32

Coastal Caro.

■ Loss,
 ■ Non-Conf,
 ■ S Site,
 ■ H Home
 ■ A Away
 N Neutral

Average RPI Win:	274	WON-LOST	WINNING	LAST 10	STRENGTH OF	OPP. STRENGTH	TEAM	ADJ.	CONF.	ADJ CONF.
Average RPI Loss:	157	RECORD	PCT. RANK	GAMES	SCHEDULE	OF SCHEDULE	RPI	RPI	RPI	RPI
DIV. I ONLY	8- 7	153	5-5	326	264	242	242	14	14	
DIV. I NON-CONF.	6- 4	122	3-2	346	321	280	280	13	13	
TOTALS	RPI 1-25	RPI 26-50	W-L RECORDS	RPI 51-100	RPI 101-150	RPI 150+				
8- 7	0- 0	0- 0	OVERALL	1- 1	0- 3	7- 3				
4- 3	0- 0	0- 0	HOME	1- 0	0- 1	3- 2				
4- 4	0- 0	0- 0	AWAY	0- 1	0- 2	4- 1				
0- 0	0- 0	0- 0	NEUTRAL	0- 0	0- 0	0- 0				
6- 4	0- 0	0- 0	NON-CONFERENCE	0- 1	0- 1	6- 2				
2- 2	0- 0	0- 0	HOME	0- 0	0- 1	2- 1				
4- 2	0- 0	0- 0	AWAY	0- 1	0- 0	4- 1				
0- 0	0- 0	0- 0	NEUTRAL	0- 0	0- 0	0- 0				
2- 3	0- 0	0- 0	CONFERENCE	1- 0	0- 2	1- 1				
2- 1	0- 0	0- 0	HOME	1- 0	0- 0	1- 1				
0- 2	0- 0	0- 0	AWAY	0- 0	0- 2	0- 0				
0- 0	0- 0	0- 0	NEUTRAL	0- 0	0- 0	0- 0				

RPI 1-25				RPI 26-50				RPI 51-100				RPI 101+				Team's RPI: 242	
RPI	S	Opponent	Score	RPI	S	Opponent	Score	RPI	S	Opponent	Score	RPI	S	Opponent	Score		
								56	A	Wake Forest	50	106	108	H	UNC Greensboro	56	69
								83	H	Drexel	73	59	109	A	Elon	48	90
													145	A	William & Mary	60	85
													185	H	Towson	62	79
													202	H	George Mason	61	72
													248	H	Delaware	84	73
													251	A	Winthrop	84	73
													269	A	High Point	79	70
													292	A	Presbyterian	54	58
													322	H	N.C. Central	85	78
													335	H	Western Caro.	73	62
													339	A	Charleston So.	79	70
													348	A	South Carolina St.	76	55
LAST 10 Division I																	
				185	H	Towson	62	79	335	H	Western Caro.	73	62				
				145	A	William & Mary	60	85	339	A	Charleston So.	79	70				
				109	A	Elon	48	90	108	H	UNC Greensboro	56	69				
				248	H	Delaware	84	73	251	A	Winthrop	84	73				
				83	H	Drexel	73	59	292	A	Presbyterian	54	58				

Non-Div I Games: Coker 82 57

Col. of Charleston

■ Loss,
 ■ Non-Conf,
 ■ S Site,
 ■ H Home
 ■ A Away
 N Neutral

Average RPI Win:	245	WON-LOST	WINNING	LAST 10	STRENGTH OF	OPP. STRENGTH	TEAM	ADJ.	CONF.	ADJ CONF.
Average RPI Loss:	94	RECORD	PCT. RANK	GAMES	SCHEDULE	OF SCHEDULE	RPI	RPI	RPI	RPI
DIV. I ONLY	12- 4	50	7-3	291	131	102	102	15	15	
DIV. I NON-CONF.	8- 3	68	3-2	228	153	76	76	15	15	
TOTALS	RPI 1-25	RPI 26-50	W-L RECORDS	RPI 51-100	RPI 101-150	RPI 150+				
12- 4	0- 1	0- 0	OVERALL	1- 2	1- 0	10- 1				
8- 0	0- 0	0- 0	HOME	1- 0	0- 0	7- 0				
4- 4	0- 1	0- 0	AWAY	0- 2	1- 0	3- 1				
0- 0	0- 0	0- 0	NEUTRAL	0- 0	0- 0	0- 0				
8- 3	0- 1	0- 0	NON-CONFERENCE	1- 2	1- 0	6- 0				
5- 0	0- 0	0- 0	HOME	1- 0	0- 0	4- 0				
3- 3	0- 1	0- 0	AWAY	0- 2	1- 0	2- 0				
0- 0	0- 0	0- 0	NEUTRAL	0- 0	0- 0	0- 0				
4- 1	0- 0	0- 0	CONFERENCE	0- 0	0- 0	4- 1				
3- 0	0- 0	0- 0	HOME	0- 0	0- 0	3- 0				
1- 1	0- 0	0- 0	AWAY	0- 0	0- 0	1- 1				
0- 0	0- 0	0- 0	NEUTRAL	0- 0	0- 0	0- 0				

RPI 1-25				RPI 26-50				RPI 51-100				RPI 101+ Team's RPI: 102			
RPI	S	Opponent	Score	RPI	S	Opponent	Score	RPI	S	Opponent	Score	RPI	S	Opponent	Score
14	A	Northwestern	44 73					52	H	Yale	70 67	150	A	Cornell	62 58
								70	A	Alabama	52 72	194	A	American	61 63
								99	A	Saint Louis	51 61	223	H	UMass Lowell	73 51
												228	H	Niagara	85 72
												243	H	Lafayette	73 52
												245	H	Army West Point	100 93
												265	H	Navy	80 55
												282	H	Wagner	74 58
												285	A	Loyola Maryland	76 74
												316	H	Siena	88 51
												321	A	NJIT	79 52
												330	A	Canisius	90 69
LAST 10 Division I															
243	H	Lafayette	73 52	282	H	Wagner	74 58								
265	H	Navy	80 55	70	A	Alabama	52 72								
285	A	Loyola Maryland	76 74	316	H	Siena	88 51								
245	H	Army West Point	100 93	228	H	Niagara	85 72								
194	A	American	61 63	14	A	Northwestern	44 73								

Non-Div I Games:

Colgate

Colorado

Through Games Of Jan. 17, 2020

Average RPI Win:	194	WON-LOST	WINNING	LAST 10	STRENGTH OF	OPP. STRENGTH	TEAM	ADJ.	CONF.	ADJ CONF.
Average RPI Loss:	34	RECORD	PCT. RANK	GAMES	SCHEDULE	OF SCHEDULE	RPI	RPI	RPI	RPI
DIV. I ONLY	13- 4	45	6-4	119	61	51	51	1	1	
DIV. I NON-CONF.	11- 0	1	4-0	295	167	55	55	1	1	
TOTALS	RPI 1-25	RPI 26-50	W-L RECORDS	RPI 51-100	RPI 101-150	RPI 150+				
13- 4	0- 3	0- 0	OVERALL	2- 0	3- 1	8- 0				
7- 2	0- 1	0- 0	HOME	2- 0	1- 1	4- 0				
5- 2	0- 2	0- 0	AWAY	0- 0	2- 0	3- 0				
1- 0	0- 0	0- 0	NEUTRAL	0- 0	0- 0	1- 0				
11- 0	0- 0	0- 0	NON-CONFERENCE	1- 0	2- 0	8- 0				
6- 0	0- 0	0- 0	HOME	1- 0	1- 0	4- 0				
4- 0	0- 0	0- 0	AWAY	0- 0	1- 0	3- 0				
1- 0	0- 0	0- 0	NEUTRAL	0- 0	0- 0	1- 0				
2- 4	0- 3	0- 0	CONFERENCE	1- 0	1- 1	0- 0				
1- 2	0- 1	0- 0	HOME	1- 0	0- 1	0- 0				
1- 2	0- 2	0- 0	AWAY	0- 0	1- 0	0- 0				
0- 0	0- 0	0- 0	NEUTRAL	0- 0	0- 0	0- 0				

RPI S	Opponent	Score	RPI S	Opponent	Score	RPI S	Opponent	Score	RPI S	Opponent	Score
5	A Oregon St.	60 72				78	H Southern California	66 53	111	A Utah	80 70
9	H UCLA	62 65				93	H Texas Southern	74 50	111	H Utah	69 84
10	A Oregon	46 104							132	H Wisconsin	74 57
									140	A Tulane	62 52
									167	N UAB	77 69
									216	A Xavier	62 53
									222	H Jacksonville	66 44
									224	A Wyoming	66 56
									253	A Colorado St.	79 75
									275	H Indiana St.	59 46
									295	H Denver	96 70
									321	H NJIT	80 57
LAST 10 Division I											
111	H Utah	69 84	111	A Utah	80 70						
9	H UCLA	62 65	140	A Tulane	62 52						
78	H Southern California	66 53	167	N UAB	77 69						
5	A Oregon St.	60 72	295	H Denver	96 70						
10	A Oregon	46 104	216	A Xavier	62 53						

Non-Div I Games:

Colorado

Loss, Non-Conf, S Site, H Home A Away N Neutral

Average RPI Win: 275		WON-LOST	WINNING	LAST 10	STRENGTH OF	OPP. STRENGTH	TEAM	ADJ.	CONF.	ADJ CONF.
Average RPI Loss: 154		RECORD	PCT. RANK	GAMES	SCHEDULE	OF SCHEDULE	RPI	RPI	RPI	RPI
DIV. I ONLY		6- 9	223	4-6	223	311	253	253	17	17
DIV. I NON-CONF.		4- 5	195	2-2	274	315	275	275	24	24
TOTALS	RPI 1-25		RPI 26-50		W-L RECORDS	RPI 51-100	RPI 101-150		RPI 150+	
6- 9	0- 0		0- 0		OVERALL	0- 2	0- 2		6- 5	
4- 4	0- 0		0- 0		HOME	0- 1	0- 1		4- 2	
2- 5	0- 0		0- 0		AWAY	0- 1	0- 1		2- 3	
0- 0	0- 0		0- 0		NEUTRAL	0- 0	0- 0		0- 0	
4- 5	0- 0		0- 0		NON-CONFERENCE	0- 2	0- 1		4- 2	
3- 2	0- 0		0- 0		HOME	0- 1	0- 0		3- 1	
1- 3	0- 0		0- 0		AWAY	0- 1	0- 1		1- 1	
0- 0	0- 0		0- 0		NEUTRAL	0- 0	0- 0		0- 0	
2- 4	0- 0		0- 0		CONFERENCE	0- 0	0- 1		2- 3	
1- 2	0- 0		0- 0		HOME	0- 0	0- 1		1- 1	
1- 2	0- 0		0- 0		AWAY	0- 0	0- 0		1- 2	
0- 0	0- 0		0- 0		NEUTRAL	0- 0	0- 0		0- 0	

RPI 1-25				RPI 26-50				RPI 51-100				RPI 101+				Team's RPI: 253	
RPI	S	Opponent	Score	RPI	S	Opponent	Score	RPI	S	Opponent	Score	RPI	S	Opponent	Score		
								51	H	Colorado	75	79	106	H	Boise St.	69	72
								69	A	Tennessee	41	79	128	A	Idaho	54	61
												157	H	San Jose St.	53	58	
												172	A	New Mexico	62	73	
												199	A	Northern Colo.	75	58	
												212	H	Northern Ill.	75	80	
												220	A	Tulsa	55	61	
												224	A	Wyoming	56	49	
												241	H	UC Riverside	52	40	
												271	A	San Diego St.	49	59	
												297	H	Nevada	75	70	
												341	H	Incarnate Word	75	47	
												350	H	Mississippi Val.	65	46	
LAST 10 Division I																	
				172	A	New Mexico	62	73	350	H	Mississippi Val.	65	46				
				157	H	San Jose St.	53	58	69	A	Tennessee	41	79				
				224	A	Wyoming	56	49	106	H	Boise St.	69	72				
				297	H	Nevada	75	70	271	A	San Diego St.	49	59				
				220	A	Tulsa	55	61	241	H	UC Riverside	52	40				

Non-Div I Games:	Western St.	56	47	Chadron St.	102	51
------------------	-------------	----	----	-------------	-----	----

Colorado St.

■ Loss, ■ Non-Conf, S Site, H Home A Away N Neutral

Average RPI Win: 235		WON-LOST	WINNING	LAST 10	STRENGTH OF	OPP. STRENGTH	TEAM	ADJ.	CONF.	ADJ CONF.
Average RPI Loss: 157		RECORD	PCT. RANK	GAMES	SCHEDULE	OF SCHEDULE	RPI	RPI	RPI	RPI
DIV. I ONLY		9- 4	71	8-2	309	207	165	165	8	8
DIV. I NON-CONF.		9- 4	84	8-2	304	223	161	161	9	9
TOTALS		RPI 1-25	RPI 26-50		W-L RECORDS		RPI 51-100	RPI 101-150	RPI 150+	
9- 4	0- 0	0- 0		OVERALL		1- 2	1- 0	7- 2		
6- 1	0- 0	0- 0		HOME		1- 0	1- 0	4- 1		
3- 3	0- 0	0- 0		AWAY		0- 2	0- 0	3- 1		
0- 0	0- 0	0- 0		NEUTRAL		0- 0	0- 0	0- 0		
9- 4	0- 0	0- 0		NON-CONFERENCE		1- 2	1- 0	7- 2		
6- 1	0- 0	0- 0		HOME		1- 0	1- 0	4- 1		
3- 3	0- 0	0- 0		AWAY		0- 2	0- 0	3- 1		
0- 0	0- 0	0- 0		NEUTRAL		0- 0	0- 0	0- 0		
0- 0	0- 0	0- 0		CONFERENCE		0- 0	0- 0	0- 0		
0- 0	0- 0	0- 0		HOME		0- 0	0- 0	0- 0		
0- 0	0- 0	0- 0		AWAY		0- 0	0- 0	0- 0		
0- 0	0- 0	0- 0		NEUTRAL		0- 0	0- 0	0- 0		

RPI 1-25				RPI 26-50				RPI 51-100				RPI 101+				Team's RPI: 165	
RPI	S	Opponent	Score	RPI	S	Opponent	Score	RPI	S	Opponent	Score	RPI	S	Opponent	Score		
								58	A	Vanderbilt	51 72	129	H	Fordham	70 51		
								79	A	Buffalo	75 82	156	A	Robert Morris	61 59		
								94	H	Davidson	63 60	164	H	Saint Joseph's	57 71		
												234	H	Georgetown	54 49		
												245	A	Army West Point	71 62		
												281	H	Milwaukee	74 46		
												320	H	Mercer	77 48		
												321	H	NJIT	99 43		
												326	A	Albany (NY)	78 82		
												332	A	Tennessee St.	75 65		
LAST 10 Division I																	
				320	H	Mercer	77 48					234	H	Georgetown	54 49		
				332	A	Tennessee St.	75 65					281	H	Milwaukee	74 46		
				58	A	Vanderbilt	51 72					245	A	Army West Point	71 62		
				321	H	NJIT	99 43					156	A	Robert Morris	61 59		
				94	H	Davidson	63 60					79	A	Buffalo	75 82		

Non-Div I Games:

Columbia

Loss, Non-Conf, S Site, H Home A Away N Neutral

Average RPI Win:	0	WON-LOST	WINNING	LAST 10	STRENGTH OF	OPP. STRENGTH	TEAM	ADJ.	CONF.	ADJ CONF.
Average RPI Loss:	184	RECORD	PCT. RANK	GAMES	SCHEDULE	OF SCHEDULE	RPI	RPI	RPI	RPI
DIV. I ONLY	0- 16	347	0-10	242	270	343	343	30	30	
DIV. I NON-CONF.	0- 12	338	0-6	154	220	327	327	31	31	
TOTALS	RPI 1-25	RPI 26-50	W-L RECORDS	RPI 51-100	RPI 101-150	RPI 150+				
0- 16	0- 1	0- 2	OVERALL	0- 2	0- 2	0- 9				
0- 4	0- 0	0- 0	HOME	0- 0	0- 0	0- 4				
0- 12	0- 1	0- 2	AWAY	0- 2	0- 2	0- 5				
0- 0	0- 0	0- 0	NEUTRAL	0- 0	0- 0	0- 0				
0- 12	0- 1	0- 2	NON-CONFERENCE	0- 2	0- 2	0- 5				
0- 2	0- 0	0- 0	HOME	0- 0	0- 0	0- 2				
0- 10	0- 1	0- 2	AWAY	0- 2	0- 2	0- 3				
0- 0	0- 0	0- 0	NEUTRAL	0- 0	0- 0	0- 0				
0- 4	0- 0	0- 0	CONFERENCE	0- 0	0- 0	0- 4				
0- 2	0- 0	0- 0	HOME	0- 0	0- 0	0- 2				
0- 2	0- 0	0- 0	AWAY	0- 0	0- 0	0- 2				
0- 0	0- 0	0- 0	NEUTRAL	0- 0	0- 0	0- 0				

RPI	S	Opponent	Score	RPI	S	Opponent	Score	RPI	S	Opponent	Score	RPI	S	Opponent	Score	Team's RPI: 343
25	A	Rutgers	33 107	32	A	West Virginia	47 82	84	A	South Dakota St.	41 94	119	A	Cincinnati	40 86	
				49	A	South Dakota	44 82	100	A	Dayton	48 78	137	A	George Washington	35 54	
												160	H	Norfolk St.	48 85	
												183	A	Bethune-Cookman	51 82	
												198	A	La Salle	46 79	
												228	H	Niagara	67 82	
												274	A	Marshall	47 60	
												313	A	UMBC	48 71	
												337	H	Saint Peter's	57 82	
												348	H	South Carolina St.	60 71	
												351	A	Florida A&M	48 58	
LAST 10 Division I																
351	A	Florida A&M	48 58	119	A	Cincinnati	40 86									
183	A	Bethune-Cookman	51 82	228	H	Niagara	67 82									
160	H	Norfolk St.	48 85	49	A	South Dakota	44 82									
348	H	South Carolina St.	60 71	84	A	South Dakota St.	41 94									
100	A	Dayton	48 78	137	A	George Washington	35 54									

Non-Div I Games:

Coppin St.

■ Loss,
 ■ Non-Conf,
 ■ S Site,
 ■ Home
 ■ A Away
 N Neutral

Average RPI Win:	262	WON-LOST	WINNING	LAST 10	STRENGTH OF	OPP. STRENGTH	TEAM	ADJ.	CONF.	ADJ CONF.
Average RPI Loss:	95	RECORD	PCT. RANK	GAMES	SCHEDULE	OF SCHEDULE	RPI	RPI	RPI	RPI
DIV. I ONLY	7- 5	135	6-4	173	217	150	150	8	8	
DIV. I NON-CONF.	7- 5	130	6-4	184	237	142	142	9	9	
TOTALS	RPI 1-25	RPI 26-50	W-L RECORDS	RPI 51-100	RPI 101-150	RPI 150+				
7- 5	0- 0	0- 2	OVERALL	0- 0	0- 2	7- 1				
3- 3	0- 0	0- 0	HOME	0- 0	0- 2	3- 1				
4- 2	0- 0	0- 2	AWAY	0- 0	0- 0	4- 0				
0- 0	0- 0	0- 0	NEUTRAL	0- 0	0- 0	0- 0				
7- 5	0- 0	0- 2	NON-CONFERENCE	0- 0	0- 2	7- 1				
3- 3	0- 0	0- 0	HOME	0- 0	0- 2	3- 1				
4- 2	0- 0	0- 2	AWAY	0- 0	0- 0	4- 0				
0- 0	0- 0	0- 0	NEUTRAL	0- 0	0- 0	0- 0				
0- 0	0- 0	0- 0	CONFERENCE	0- 0	0- 0	0- 0				
0- 0	0- 0	0- 0	HOME	0- 0	0- 0	0- 0				
0- 0	0- 0	0- 0	AWAY	0- 0	0- 0	0- 0				
0- 0	0- 0	0- 0	NEUTRAL	0- 0	0- 0	0- 0				

RPI S	Opponent	Score	RPI S	Opponent	Score	RPI S	Opponent	Score	RPI S	Opponent	Score	Team's RPI: 150
29	A TCU	49 59	32	A West Virginia	62 68				102	H Colgate	58 62	
									115	H Duquesne	62 72	
									196	H Binghamton	56 59	
									210	H ETSU	71 43	
									223	A UMass Lowell	70 56	
									228	H Niagara	82 59	
									256	A Delaware St.	77 51	
									273	A St. Bonaventure	70 42	
									321	H NJIT	68 44	
									326	A Albany (NY)	71 51	
LAST 10 Division I												
210	H ETSU	71 43	223	A UMass Lowell	70 56							
32	A West Virginia	62 68	256	A Delaware St.	77 51							
273	A St. Bonaventure	70 42	228	H Niagara	82 59							
115	H Duquesne	62 72	321	H NJIT	68 44							
196	H Binghamton	56 59	102	H Colgate	58 62							

Non-Div I Games:

Cornell

Creighton

Through Games Of Jan. 17, 2020

Average RPI Win:	120	WON-LOST	WINNING	LAST 10	STRENGTH OF	OPP. STRENGTH	TEAM	ADJ.	CONF.	ADJ CONF.
Average RPI Loss:	35	RECORD	PCT. RANK	GAMES	SCHEDULE	OF SCHEDULE	RPI	RPI	RPI	RPI
DIV. I ONLY	12- 5	66	6-4	12	43	22	22	6	6	
DIV. I NON-CONF.	8- 3	68	2-2	11	57	8	8	6	6	
TOTALS	RPI 1-25	RPI 26-50	W-L RECORDS	RPI 51-100	RPI 101-150	RPI 150+				
12- 5	0- 1	4- 3	OVERALL	3- 1	2- 0	3- 0				
6- 1	0- 1	2- 0	HOME	1- 0	2- 0	1- 0				
4- 4	0- 0	0- 3	AWAY	2- 1	0- 0	2- 0				
2- 0	0- 0	2- 0	NEUTRAL	0- 0	0- 0	0- 0				
8- 3	0- 0	3- 3	NON-CONFERENCE	2- 0	1- 0	2- 0				
4- 0	0- 0	1- 0	HOME	1- 0	1- 0	1- 0				
2- 3	0- 0	0- 3	AWAY	1- 0	0- 0	1- 0				
2- 0	0- 0	2- 0	NEUTRAL	0- 0	0- 0	0- 0				
4- 2	0- 1	1- 0	CONFERENCE	1- 1	1- 0	1- 0				
2- 1	0- 1	1- 0	HOME	0- 0	1- 0	0- 0				
2- 1	0- 0	0- 0	AWAY	1- 1	0- 0	1- 0				
0- 0	0- 0	0- 0	NEUTRAL	0- 0	0- 0	0- 0				

RPI	S	Opponent	Score	RPI	S	Opponent	Score	RPI	S	Opponent	Score	RPI	S	Opponent	Score
12	H	DePaul	71 74	30	A	Arizona St.	55 70	53	A	Seton Hall	70 82	112	H	Providence	72 63
				31	A	Drake	53 63	59	A	Nebraska	79 74	144	H	Wichita St.	56 46
				32	N	West Virginia	82 75	77	A	Villanova	58 42	234	A	Georgetown	65 56
				34	H	Marquette	72 62	84	H	South Dakota St.	61 48	260	A	Omaha	67 54
				46	H	UNI	57 54					305	H	North Dakota St.	70 59
				49	A	South Dakota	65 72								
				50	N	Temple	69 59								
LAST 10 Division I															
				53	A	Seton Hall	70 82	234	A	Georgetown	65 56				
				112	H	Providence	72 63	30	A	Arizona St.	55 70				
				12	H	DePaul	71 74	144	H	Wichita St.	56 46				
				34	H	Marquette	72 62	46	H	UNI	57 54				
				77	A	Villanova	58 42	49	A	South Dakota	65 72				

Non-Div I Games:

Creighton

Loss, Non-Conf, S Site, H Home A Away N Neutral

Average RPI Win: 228	WON-LOST	WINNING	LAST 10	STRENGTH OF	OPP. STRENGTH	TEAM	ADJ.	CONF.	ADJ CONF.
Average RPI Loss: 171	RECORD	PCT. RANK	GAMES	SCHEDULE	OF SCHEDULE	RPI	RPI	RPI	RPI
DIV. I ONLY	7- 7	174	4-6	147	269	153	153	8	8
DIV. I NON-CONF.	6- 7	182	3-6	175	268	173	173	9	9
TOTALS	RPI 1-25	RPI 26-50	W-L RECORDS	RPI 51-100	RPI 101-150	RPI 150+			
7- 7	0- 1	0- 0	OVERALL	0- 1	1- 1	6- 4			
5- 1	0- 0	0- 0	HOME	0- 0	1- 0	4- 1			
2- 6	0- 1	0- 0	AWAY	0- 1	0- 1	2- 3			
0- 0	0- 0	0- 0	NEUTRAL	0- 0	0- 0	0- 0			
6- 7	0- 1	0- 0	NON-CONFERENCE	0- 1	0- 1	6- 4			
4- 1	0- 0	0- 0	HOME	0- 0	0- 0	4- 1			
2- 6	0- 1	0- 0	AWAY	0- 1	0- 1	2- 3			
0- 0	0- 0	0- 0	NEUTRAL	0- 0	0- 0	0- 0			
1- 0	0- 0	0- 0	CONFERENCE	0- 0	1- 0	0- 0			
1- 0	0- 0	0- 0	HOME	0- 0	1- 0	0- 0			
0- 0	0- 0	0- 0	AWAY	0- 0	0- 0	0- 0			
0- 0	0- 0	0- 0	NEUTRAL	0- 0	0- 0	0- 0			

RPI 1-25				RPI 26-50				RPI 51-100				RPI 101+ Team's RPI: 153			
RPI	S	Opponent	Score	RPI	S	Opponent	Score	RPI	S	Opponent	Score	RPI	S	Opponent	Score
14	A	Northwestern	37 79					79	A	Buffalo	49 73	116	A	Loyola Chicago	40 61
												143	H	Harvard	63 62
												181	H	Merrimack	57 52
												195	A	Boston U.	56 74
												217	A	Manhattan	58 70
												223	A	UMass Lowell	62 51
												250	H	Maine	57 41
												252	H	Vermont	72 55
												259	A	Fairfield	52 51
												285	A	Loyola Maryland	56 72
												291	H	New Hampshire	66 47
												293	H	Texas St.	51 61
LAST 10 Division I															
143	H	Harvard	63 62	293	H	Texas St.	51 61	223	A	UMass Lowell	62 51				
285	A	Loyola Maryland	56 72	250	H	Maine	57 41	14	A	Northwestern	37 79				
79	A	Buffalo	49 73	116	A	Loyola Chicago	40 61								
195	A	Boston U.	56 74												
291	H	New Hampshire	66 47												

Non-Div I Games:

Dartmouth

■ Loss,
 ■ Non-Conf,
 S Site,
 ■ Home
 ■ Away
 N Neutral

Division I				Through Games of Jan. 17, 1910						
Average RPI Win:	217	WON-LOST	WINNING	LAST 10	STRENGTH OF	OPP. STRENGTH	TEAM	ADJ.	CONF.	ADJ CONF.
Average RPI Loss:	86	RECORD	PCT. RANK	GAMES	SCHEDULE	OF SCHEDULE	RPI	RPI	RPI	RPI
DIV. I ONLY	10- 6	101	6-4	180	119	94	94	12	12	
DIV. I NON-CONF.	6- 6	164	2-4	245	111	158	158	12	12	

TOTALS	RPI 1-25		RPI 26-50		W-L RECORDS		RPI 51-100		RPI 101-150	RPI 150+
10- 6	0- 0		0- 3		OVERALL		1- 1		1- 1	8- 1
4- 1	0- 0		0- 1		HOME		0- 0		1- 0	3- 0
5- 5	0- 0		0- 2		AWAY		1- 1		0- 1	4- 1
1- 0	0- 0		0- 0		NEUTRAL		0- 0		0- 0	1- 0
6- 6	0- 0		0- 3		NON-CONFERENCE		0- 1		0- 1	6- 1
2- 1	0- 0		0- 1		HOME		0- 0		0- 0	2- 0
3- 5	0- 0		0- 2		AWAY		0- 1		0- 1	3- 1
1- 0	0- 0		0- 0		NEUTRAL		0- 0		0- 0	1- 0
4- 0	0- 0		0- 0		CONFERENCE		1- 0		1- 0	2- 0
2- 0	0- 0		0- 0		HOME		0- 0		1- 0	1- 0
2- 0	0- 0		0- 0		AWAY		1- 0		0- 0	1- 0
0- 0	0- 0		0- 0		NEUTRAL		0- 0		0- 0	0- 0

RPI 1-25				RPI 26-50				RPI 51-100				Team's RPI: 94				RPI 101+			
RPI	S	Opponent	Score	RPI	S	Opponent	Score	RPI	S	Opponent	Score	RPI	S	Opponent	Score	RPI	S	Opponent	Score
				35	A	Virginia Tech	68 88	83	A	Drexel	63 74	129	H	Fordham	74 62				
				42	A	Duke	52 82	99	A	Saint Louis	65 58	142	A	Florida	50 55				
				48	H	Charlotte	64 75					165	A	Columbia	60 63				
												170	H	Rhode Island	79 67				
												202	A	George Mason	76 69				
												210	A	ETSU	75 60				
												234	H	Georgetown	66 52				
												240	A	UMKC	74 64				
												269	A	High Point	73 63				
												280	N	UC Irvine	78 72				
												335	H	Western Caro.	101 51				
LAST 10 Division I																			
				202	A	George Mason	76 69	48	H	Charlotte	64 75								
				170	H	Rhode Island	79 67	165	A	Columbia	60 63								
				129	H	Fordham	74 62	269	A	High Point	73 63								
				99	A	Saint Louis	65 58	210	A	ETSU	75 60								
				142	A	Florida	50 55	42	A	Duke	52 82								

Non-Div I Games:	Newberry	75	46
------------------	----------	----	----

Davidson

■ Loss, ■ Non-Conf, S Site, H Home A Away N Neutral

Average RPI Win:	213	WON-LOST	WINNING	LAST 10	STRENGTH OF	OPP. STRENGTH	TEAM	ADJ.	CONF.	ADJ CONF.
Average RPI Loss:	46	RECORD	PCT. RANK	GAMES	SCHEDULE	OF SCHEDULE	RPI	RPI	RPI	RPI
DIV. I ONLY	11- 7	115	8-2	140	46	100	100	12	12	
DIV. I NON-CONF.	7- 7	164	4-2	122	24	131	131	12	12	
TOTALS	RPI 1-25	RPI 26-50	W-L RECORDS	RPI 51-100	RPI 101-150	RPI 150+				
11- 7	0- 3	0- 1	OVERALL	0- 2	2- 1	9- 0				
5- 2	0- 2	0- 0	HOME	0- 0	1- 0	4- 0				
4- 2	0- 0	0- 1	AWAY	0- 1	1- 0	3- 0				
2- 3	0- 1	0- 0	NEUTRAL	0- 1	0- 1	2- 0				
7- 7	0- 3	0- 1	NON-CONFERENCE	0- 2	0- 1	7- 0				
3- 2	0- 2	0- 0	HOME	0- 0	0- 0	3- 0				
2- 2	0- 0	0- 1	AWAY	0- 1	0- 0	2- 0				
2- 3	0- 1	0- 0	NEUTRAL	0- 1	0- 1	2- 0				
4- 0	0- 0	0- 0	CONFERENCE	0- 0	2- 0	2- 0				
2- 0	0- 0	0- 0	HOME	0- 0	1- 0	1- 0				
2- 0	0- 0	0- 0	AWAY	0- 0	1- 0	1- 0				
0- 0	0- 0	0- 0	NEUTRAL	0- 0	0- 0	0- 0				

RPI 1-25				RPI 26-50				RPI 51-100 Team's RPI: 100				RPI 101+			
RPI	S	Opponent	Score	RPI	S	Opponent	Score	RPI	S	Opponent	Score	RPI	S	Opponent	Score
2	H	South Carolina	49 75	27	A	Central Mich.	80 81	56	N	Wake Forest	59 78	115	H	Duquesne	54 41
3	H	UConn	37 75					79	A	Buffalo	59 67	125	A	Richmond	65 51
7	N	Gonzaga	65 76									149	N	Auburn	74 76
												162	A	Northeastern	71 60
												166	A	Toledo	60 42
												198	A	La Salle	98 58
												202	H	George Mason	59 55
												249	N	East Carolina	94 68
												250	N	Maine	78 49
												262	H	Lipscomb	82 60
												272	H	Morehead St.	58 41
												343	H	Coppin St.	78 48
LAST 10 Division I															
115	H	Duquesne	54 41	249	N	East Carolina	94 68								
125	A	Richmond	65 51	56	N	Wake Forest	59 78								
202	H	George Mason	59 55	79	A	Buffalo	59 67								
198	A	La Salle	98 58	272	H	Morehead St.	58 41								
343	H	Coppin St.	78 48	250	N	Maine	78 49								

Non-Div I Games:

Dayton

Average RPI Win:	127	WON-LOST	WINNING	LAST 10	STRENGTH OF	OPP. STRENGTH	TEAM	ADJ.	CONF.	ADJ CONF.
Average RPI Loss:	4	RECORD	PCT. RANK	GAMES	SCHEDULE	OF SCHEDULE	RPI	RPI	RPI	RPI
DIV. I ONLY	16- 2	11	9-1	43	13	12	12	6	6	
DIV. I NON-CONF.	10- 2	30	3-1	37	29	14	14	6	6	
TOTALS	RPI 1-25	RPI 26-50	W-L RECORDS	RPI 51-100	RPI 101-150	RPI 150+				
16- 2	2- 2	2- 0	OVERALL	3- 0	3- 0	6- 0				
9- 1	0- 1	2- 0	HOME	3- 0	0- 0	4- 0				
7- 1	2- 1	0- 0	AWAY	0- 0	3- 0	2- 0				
0- 0	0- 0	0- 0	NEUTRAL	0- 0	0- 0	0- 0				
10- 2	1- 2	1- 0	NON-CONFERENCE	1- 0	2- 0	5- 0				
6- 1	0- 1	1- 0	HOME	1- 0	0- 0	4- 0				
4- 1	1- 1	0- 0	AWAY	0- 0	2- 0	1- 0				
0- 0	0- 0	0- 0	NEUTRAL	0- 0	0- 0	0- 0				
6- 0	1- 0	1- 0	CONFERENCE	2- 0	1- 0	1- 0				
3- 0	0- 0	1- 0	HOME	2- 0	0- 0	0- 0				
3- 0	1- 0	0- 0	AWAY	0- 0	1- 0	1- 0				
0- 0	0- 0	0- 0	NEUTRAL	0- 0	0- 0	0- 0				

RPI	S	Opponent	Score	RPI	S	Opponent	Score	RPI	S	Opponent	Score	RPI	S	Opponent	Score
3	H	UConn	74 84	34	H	Marquette	89 71	53	H	Seton Hall	85 68	112	A	Providence	80 67
5	A	Oregon St.	77 98	40	H	Miami (FL)	89 83	54	H	St. John's (NY)	74 69	116	A	Loyola Chicago	83 76
14	A	Northwestern	70 68					83	H	Drexel	81 57	127	A	Notre Dame	105 94
22	A	Creighton	74 71									178	A	Green Bay	76 65
												180	H	Miami (OH)	98 79
												213	H	Arkansas St.	109 64
												216	A	Xavier	91 68
												281	H	Milwaukee	94 65
												306	H	Alabama St.	105 76
LAST 10 Division I															
216	A	Xavier	91 68	34	H	Marquette	89 71	116	A	Loyola Chicago	83 76	3	H	UConn	74 84
54	H	St. John's (NY)	74 69					306	H	Alabama St.	105 76	127	A	Notre Dame	105 94
53	H	Seton Hall	85 68												
22	A	Creighton	74 71												
112	A	Providence	80 67												

Non-Div I Games:

DePaul

■ Loss,
 ■ Non-Conf, S Site,
 ■ Home
 ■ Away
 N Neutral

Delaware

Through Games Of Jan. 17, 2020

Average RPI Win:	206	WON-LOST	WINNING	LAST 10	STRENGTH OF	OPP. STRENGTH	TEAM	ADJ.	CONF.	ADJ CONF.
Average RPI Loss:	164	RECORD	PCT. RANK	GAMES	SCHEDULE	OF SCHEDULE	RPI	RPI	RPI	RPI
DIV. I ONLY	5- 10	253	4-6	235	137	248	248	14	14	
DIV. I NON-CONF.	4- 7	225	3-3	166	108	198	198	13	13	
TOTALS	RPI 1-25	RPI 26-50	W-L RECORDS	RPI 51-100	RPI 101-150	RPI 150+				
5- 10	0- 1	0- 1	OVERALL	0- 1	1- 1	4- 6				
2- 4	0- 0	0- 0	HOME	0- 0	0- 1	2- 3				
2- 6	0- 1	0- 1	AWAY	0- 1	0- 0	2- 3				
1- 0	0- 0	0- 0	NEUTRAL	0- 0	1- 0	0- 0				
4- 7	0- 1	0- 1	NON-CONFERENCE	0- 1	1- 1	3- 3				
1- 3	0- 0	0- 0	HOME	0- 0	0- 1	1- 2				
2- 4	0- 1	0- 1	AWAY	0- 1	0- 0	2- 1				
1- 0	0- 0	0- 0	NEUTRAL	0- 0	1- 0	0- 0				
1- 3	0- 0	0- 0	CONFERENCE	0- 0	0- 0	1- 3				
1- 1	0- 0	0- 0	HOME	0- 0	0- 0	1- 1				
0- 2	0- 0	0- 0	AWAY	0- 0	0- 0	0- 2				
0- 0	0- 0	0- 0	NEUTRAL	0- 0	0- 0	0- 0				

RPI 1-25				RPI 26-50				RPI 51-100				RPI 101+ Team's RPI: 248			
RPI	S	Opponent	Score	RPI	S	Opponent	Score	RPI	S	Opponent	Score	RPI	S	Opponent	Score
21	A	Maryland	55 99	48	A	Charlotte	57 61	68	A	UCF	49 75	137	H	George Washington	49 63
												146	N	Santa Clara	81 80
												156	A	Robert Morris	73 62
												162	H	Northeastern	62 72
												202	H	George Mason	63 44
												209	A	Cal St. Fullerton	72 55
												219	A	UNCW	65 71
												236	A	Gardner-Webb	65 67
												242	A	Col. of Charleston	73 84
												250	H	Maine	56 69
												256	H	Delaware St.	64 67
												315	H	Hofstra	80 59
LAST 10 Division I															
162	H	Northeastern	62 72	48	A	Charlotte	57 61	236	A	Gardner-Webb	65 67	137	H	George Washington	49 63
315	H	Hofstra	80 59	242	A	Col. of Charleston	73 84	156	A	Robert Morris	73 62	146	N	Santa Clara	81 80
219	A	UNCW	65 71	202	H	George Mason	63 44								

Non-Div I Games:

Delaware

Loss, Non-Conf, S Site, H Home A Away N Neutral

Average RPI Win:	302	WON-LOST	WINNING	LAST 10	STRENGTH OF	OPP. STRENGTH	TEAM	ADJ.	CONF.	ADJ CONF.
Average RPI Loss:	135	RECORD	PCT. RANK	GAMES	SCHEDULE	OF SCHEDULE	RPI	RPI	RPI	RPI
DIV. I ONLY	4- 10	275	3-7	67	348	256	256	30	30	
DIV. I NON-CONF.	2- 9	304	1-6	27	346	242	242	31	31	
TOTALS	RPI 1-25	RPI 26-50	W-L RECORDS	RPI 51-100	RPI 101-150	RPI 150+				
4- 10	0- 0	0- 1	OVERALL	0- 3	0- 3	4- 3				
3- 7	0- 0	0- 0	HOME	0- 3	0- 2	3- 2				
1- 3	0- 0	0- 1	AWAY	0- 0	0- 1	1- 1				
0- 0	0- 0	0- 0	NEUTRAL	0- 0	0- 0	0- 0				
2- 9	0- 0	0- 1	NON-CONFERENCE	0- 2	0- 3	2- 3				
1- 6	0- 0	0- 0	HOME	0- 2	0- 2	1- 2				
1- 3	0- 0	0- 1	AWAY	0- 0	0- 1	1- 1				
0- 0	0- 0	0- 0	NEUTRAL	0- 0	0- 0	0- 0				
2- 1	0- 0	0- 0	CONFERENCE	0- 1	0- 0	2- 0				
2- 1	0- 0	0- 0	HOME	0- 1	0- 0	2- 0				
0- 0	0- 0	0- 0	AWAY	0- 0	0- 0	0- 0				
0- 0	0- 0	0- 0	NEUTRAL	0- 0	0- 0	0- 0				

RPI 1-25				RPI 26-50				RPI 51-100				RPI 101+				Team's RPI: 256	
RPI	S	Opponent	Score	RPI	S	Opponent	Score	RPI	S	Opponent	Score	RPI	S	Opponent	Score		
				41	A	James Madison	64 83	81	H	N.C. A&T	45 69	104	A	Boston College	69 109		
								87	H	Lehigh	38 68	145	H	William & Mary	52 73		
								88	H	Rider	69 71	150	H	Cornell	51 77		
												187	H	Cleveland St.	49 57		
												196	H	Binghamton	66 75		
												248	A	Delaware	67 64		
												270	A	Longwood	62 78		
												299	H	Morgan St.	69 61		
												322	H	N.C. Central	64 54		
												337	H	Saint Peter's	89 66		
LAST 10 Division I																	
				81	H	N.C. A&T	45 69	41	A	James Madison	64 83						
				322	H	N.C. Central	64 54	270	A	Longwood	62 78						
				299	H	Morgan St.	69 61	337	H	Saint Peter's	89 66						
				88	H	Rider	69 71	187	H	Cleveland St.	49 57						
				104	A	Boston College	69 109	145	H	William & Mary	52 73						

Non-Div I Games: Post 67 41 Georgian Court 69 48

Delaware St.

Loss, Non-Conf, S Site, H Home A Away N Neutral

Average RPI Win:	250	WON-LOST	WINNING	LAST 10	STRENGTH OF	OPP. STRENGTH	TEAM	ADJ.	CONF.	ADJ CONF.
Average RPI Loss:	172	RECORD	PCT. RANK	GAMES	SCHEDULE	OF SCHEDULE	RPI	RPI	RPI	RPI
DIV. I ONLY	6- 11	250	2-8	237	274	295	295	18	18	
DIV. I NON-CONF.	5- 7	205	1-4	268	299	300	300	19	19	
TOTALS	RPI 1-25	RPI 26-50	W-L RECORDS	RPI 51-100	RPI 101-150	RPI 150+				
6- 11	0- 0	0- 1	OVERALL	0- 2	0- 1	6- 7				
6- 4	0- 0	0- 0	HOME	0- 1	0- 0	6- 3				
0- 5	0- 0	0- 1	AWAY	0- 1	0- 0	0- 3				
0- 2	0- 0	0- 0	NEUTRAL	0- 0	0- 1	0- 1				
5- 7	0- 0	0- 0	NON-CONFERENCE	0- 1	0- 1	5- 5				
5- 2	0- 0	0- 0	HOME	0- 0	0- 0	5- 2				
0- 3	0- 0	0- 0	AWAY	0- 1	0- 0	0- 2				
0- 2	0- 0	0- 0	NEUTRAL	0- 0	0- 1	0- 1				
1- 4	0- 0	0- 1	CONFERENCE	0- 1	0- 0	1- 2				
1- 2	0- 0	0- 0	HOME	0- 1	0- 0	1- 1				
0- 2	0- 0	0- 1	AWAY	0- 0	0- 0	0- 1				
0- 0	0- 0	0- 0	NEUTRAL	0- 0	0- 0	0- 0				

RPI S	Opponent	Score	RPI S	Opponent	Score	RPI S	Opponent	Score	RPI S	Opponent	Score	Team's RPI: 295
49	A South Dakota	61 104	51	A Colorado	70 96	124	N Western Mich.	70 79	154	H North Dakota	82 90	
			84	H South Dakota St.	79 86	161	H Southern Utah	81 73	175	N Akron	72 88	
						193	A Lamar University	59 71	199	H Northern Colo.	74 55	
						224	H Wyoming	71 57	225	A Western Ill.	75 82	
						240	A UMKC	79 83	280	H UC Irvine	83 75	
						284	H Alabama A&M	83 86	305	H North Dakota St.	91 82	
						311	H New Mexico St.	75 78	331	H Cal Poly	96 66	
LAST 10 Division I												
225	A Western Ill.	75 82	124	N Western Mich.	70 79							
84	H South Dakota St.	79 86	175	N Akron	72 88							
49	A South Dakota	61 104	161	H Southern Utah	81 73							
154	H North Dakota	82 90	51	A Colorado	70 96							
305	H North Dakota St.	91 82	193	A Lamar University	59 71							

Non-Div I Games: Colo. Christian 89 49

Denver

Detroit Mercy

Through Games Of Jan. 17, 2020

Average RPI Win:	263	WON-LOST	WINNING	LAST 10	STRENGTH OF	OPP. STRENGTH	TEAM	ADJ.	CONF.	ADJ CONF.
Average RPI Loss:	172	RECORD	PCT. RANK	GAMES	SCHEDULE	OF SCHEDULE	RPI	RPI	RPI	RPI
DIV. I ONLY	2- 15	334	2-8	154	296	307	307	19	19	
DIV. I NON-CONF.	0- 11	338	0-4	92	284	315	315	18	18	
TOTALS	RPI 1-25	RPI 26-50	W-L RECORDS	RPI 51-100	RPI 101-150	RPI 150+				
2- 15	0- 0	0- 0	OVERALL	0- 2	0- 3	2- 10				
1- 8	0- 0	0- 0	HOME	0- 0	0- 1	1- 7				
1- 5	0- 0	0- 0	AWAY	0- 2	0- 2	1- 1				
0- 2	0- 0	0- 0	NEUTRAL	0- 0	0- 0	0- 2				
0- 11	0- 0	0- 0	NON-CONFERENCE	0- 1	0- 3	0- 7				
0- 5	0- 0	0- 0	HOME	0- 0	0- 1	0- 4				
0- 4	0- 0	0- 0	AWAY	0- 1	0- 2	0- 1				
0- 2	0- 0	0- 0	NEUTRAL	0- 0	0- 0	0- 2				
2- 4	0- 0	0- 0	CONFERENCE	0- 1	0- 0	2- 3				
1- 3	0- 0	0- 0	HOME	0- 0	0- 0	1- 3				
1- 1	0- 0	0- 0	AWAY	0- 1	0- 0	1- 0				
0- 0	0- 0	0- 0	NEUTRAL	0- 0	0- 0	0- 0				

RPI S	Opponent	Score	RPI S	Opponent	Score	RPI S	Opponent	Score	RPI S	Opponent	Score
						57	A IUPUI	45 82	116	H Loyola Chicago	60 89
						96	A Michigan St.	52 110	121	A Butler	60 82
									124	A Western Mich.	67 82
									155	N Tennessee Tech	47 69
									166	H Toledo	64 82
									175	H Akron	60 81
									177	H Eastern Mich.	70 84
									178	H Green Bay	48 65
									186	H Valparaiso	58 77
									187	H Cleveland St.	70 59
									202	A George Mason	62 75
									268	N Sacred Heart	60 66
									277	H Oakland	57 71
									281	H Milwaukee	48 63
									338	A UIC	70 62
LAST 10 Division I											
			187	H Cleveland St.	70 59		277	H Oakland	57 71		
			178	H Green Bay	48 65		177	H Eastern Mich.	70 84		
			281	H Milwaukee	48 63		166	H Toledo	64 82		
			57	A IUPUI	45 82		186	H Valparaiso	58 77		
			338	A UIC	70 62		155	N Tennessee Tech	47 69		

Non-Div I Games:

Detroit Mercy

Loss, Non-Conf, S Site, H Home A Away N Neutral

Drake

Through Games Of Jan. 17, 2020

Average RPI Win:	142	WON-LOST	WINNING	LAST 10	STRENGTH OF	OPP. STRENGTH	TEAM	ADJ.	CONF.	ADJ CONF.
Average RPI Loss:	21	RECORD	PCT. RANK	GAMES	SCHEDULE	OF SCHEDULE	RPI	RPI	RPI	RPI
DIV. I ONLY	10- 5	79	6-4	45	4	31	31	7	7	
DIV. I NON-CONF.	7- 4	100	3-3	42	6	30	30	7	7	
TOTALS	RPI 1-25	RPI 26-50	W-L RECORDS	RPI 51-100	RPI 101-150	RPI 150+				
10- 5	1- 4	1- 1	OVERALL	3- 0	1- 0	4- 0				
6- 0	1- 0	1- 0	HOME	2- 0	0- 0	2- 0				
2- 4	0- 3	0- 1	AWAY	1- 0	0- 0	1- 0				
2- 1	0- 1	0- 0	NEUTRAL	0- 0	1- 0	1- 0				
7- 4	1- 3	0- 1	NON-CONFERENCE	2- 0	1- 0	3- 0				
4- 0	1- 0	0- 0	HOME	2- 0	0- 0	1- 0				
1- 3	0- 2	0- 1	AWAY	0- 0	0- 0	1- 0				
2- 1	0- 1	0- 0	NEUTRAL	0- 0	1- 0	1- 0				
3- 1	0- 1	1- 0	CONFERENCE	1- 0	0- 0	1- 0				
2- 0	0- 0	1- 0	HOME	0- 0	0- 0	1- 0				
1- 1	0- 1	0- 0	AWAY	1- 0	0- 0	0- 0				
0- 0	0- 0	0- 0	NEUTRAL	0- 0	0- 0	0- 0				

RPI 1-25				RPI 26-50				Team's RPI: 31				RPI 51-100				RPI 101+			
RPI	S	Opponent	Score	RPI	S	Opponent	Score	RPI	S	Opponent	Score	RPI	S	Opponent	Score	RPI	S	Opponent	Score
4	A	Missouri St.	67 69	46	H	UNI	104 87	66	A	Southern Ill.	73 65	149	N	Auburn	83 82				
6	A	Iowa	67 79	49	A	South Dakota	94 102	84	H	South Dakota St.	74 67	212	A	Northern Ill.	73 49				
22	H	Creighton	63 53					86	H	Iowa St.	86 81	225	H	Western Ill.	94 75				
23	A	Oklahoma	84 93									250	N	Maine	94 62				
24	N	Purdue	47 67									275	H	Indiana St.	105 65				
LAST 10 Division I																			
275	H	Indiana St.	105 65	6	A	Iowa	67 79												
66	A	Southern Ill.	73 65	23	A	Oklahoma	84 93												
4	A	Missouri St.	67 69	149	N	Auburn	83 82												
46	H	UNI	104 87	250	N	Maine	94 62												
212	A	Northern Ill.	73 49	24	N	Purdue	47 67												

Non-Div I Games: Waldorf 103 18

Drake

Loss, Non-Conf, S Site, H Home A Away N Neutral

Average RPI Win: 180	WON-LOST	WINNING	LAST 10	STRENGTH OF	OPP. STRENGTH	TEAM	ADJ.	CONF.	ADJ CONF.
Average RPI Loss: 102	RECORD	PCT. RANK	GAMES	SCHEDULE	OF SCHEDULE	RPI	RPI	RPI	RPI
DIV. I ONLY	10- 6	101	7-3	112	126	83	83	14	14
DIV. I NON-CONF.	7- 5	130	4-2	51	90	73	73	13	13
TOTALS	RPI 1-25	RPI 26-50	W-L RECORDS	RPI 51-100	RPI 101-150	RPI 150+			
10- 6	0- 1	0- 0	OVERALL	2- 3	1- 1	7- 1			
7- 1	0- 0	0- 0	HOME	2- 1	1- 0	4- 0			
3- 4	0- 1	0- 0	AWAY	0- 1	0- 1	3- 1			
0- 1	0- 0	0- 0	NEUTRAL	0- 1	0- 0	0- 0			
7- 5	0- 1	0- 0	NON-CONFERENCE	2- 3	1- 1	4- 0			
5- 1	0- 0	0- 0	HOME	2- 1	1- 0	2- 0			
2- 3	0- 1	0- 0	AWAY	0- 1	0- 1	2- 0			
0- 1	0- 0	0- 0	NEUTRAL	0- 1	0- 0	0- 0			
3- 1	0- 0	0- 0	CONFERENCE	0- 0	0- 0	3- 1			
2- 0	0- 0	0- 0	HOME	0- 0	0- 0	2- 0			
1- 1	0- 0	0- 0	AWAY	0- 0	0- 0	1- 1			
0- 0	0- 0	0- 0	NEUTRAL	0- 0	0- 0	0- 0			

RPI 1-25				RPI 26-50				RPI 51-100				RPI 101+			
RPI	S	Opponent	Score	RPI	S	Opponent	Score	RPI	S	Opponent	Score	RPI	S	Opponent	Score
12	A	DePaul	57 81					64	A	Bucknell	49 60	122	A	Penn	49 53
								77	H	Villanova	54 52	125	H	Richmond	58 52
								79	N	Buffalo	59 63	162	H	Northeastern	50 41
								90	H	Pacific	51 58	164	A	Saint Joseph's	62 52
								94	H	Davidson	74 63	198	H	La Salle	69 31
												200	A	Quinnipiac	66 62
												219	A	UNCW	73 72
												242	A	Col. of Charleston	59 73
												250	H	Maine	70 57
												315	H	Hofstra	74 54
LAST 10 Division I															
315	H	Hofstra	74 54	122	A	Penn	49 53								
162	H	Northeastern	50 41	198	H	La Salle	69 31								
219	A	UNCW	73 72	64	A	Bucknell	49 60								
242	A	Col. of Charleston	59 73	77	H	Villanova	54 52								
250	H	Maine	70 57	164	A	Saint Joseph's	62 52								

Non-Div I Games:

Drexel

■ Loss,
■ Non-Conf,
■ S Site,
■ H Home
■ A Away
N Neutral

Average RPI Win:	144	WON-LOST	WINNING	LAST 10	STRENGTH OF	OPP. STRENGTH	TEAM	ADJ.	CONF.	ADJ CONF.
Average RPI Loss:	27	RECORD	PCT. RANK	GAMES	SCHEDULE	OF SCHEDULE	RPI	RPI	RPI	RPI
DIV. I ONLY	9- 8	163	4-6	5	44	42	42	4	4	
DIV. I NON-CONF.	6- 5	151	1-3	2	157	27	27	3	3	
TOTALS	RPI 1-25	RPI 26-50	W-L RECORDS	RPI 51-100	RPI 101-150	RPI 150+				
9- 8	0- 4	1- 2	OVERALL	2- 2	3- 0	3- 0				
8- 2	0- 1	1- 0	HOME	2- 1	3- 0	2- 0				
1- 6	0- 3	0- 2	AWAY	0- 1	0- 0	1- 0				
0- 0	0- 0	0- 0	NEUTRAL	0- 0	0- 0	0- 0				
6- 5	0- 3	0- 1	NON-CONFERENCE	2- 1	1- 0	3- 0				
5- 1	0- 1	0- 0	HOME	2- 0	1- 0	2- 0				
1- 4	0- 2	0- 1	AWAY	0- 1	0- 0	1- 0				
0- 0	0- 0	0- 0	NEUTRAL	0- 0	0- 0	0- 0				
3- 3	0- 1	1- 1	CONFERENCE	0- 1	2- 0	0- 0				
3- 1	0- 0	1- 0	HOME	0- 1	2- 0	0- 0				
0- 2	0- 1	0- 1	AWAY	0- 0	0- 0	0- 0				
0- 0	0- 0	0- 0	NEUTRAL	0- 0	0- 0	0- 0				

RPI	S	Opponent	Score	RPI	S	Opponent	Score	RPI	S	Opponent	Score	RPI	S	Opponent	Score
1	A	Louisville	55 60	28	A	Virginia	63 66	56	H	Wake Forest	58 60	104	H	Boston College	85 73
2	A	South Carolina	46 89	35	H	Virginia Tech	72 67	59	A	Nebraska	79 83	122	H	Penn	66 50
14	H	Northwestern	42 63	38	A	FGCU	56 78	67	H	Troy	99 85	127	H	Notre Dame	50 47
19	A	Texas A&M	58 79					94	H	Davidson	82 52	201	A	UNLV	57 45
												269	H	High Point	93 57
												278	H	Idaho St.	85 66
LAST 10 Division I															
127	H	Notre Dame	50 47	38	A	FGCU	56 78	2	A	South Carolina	46 89				
35	H	Virginia Tech	72 67					104	H	Boston College	85 73				
28	A	Virginia	63 66					59	A	Nebraska	79 83				
1	A	Louisville	55 60					122	H	Penn	66 50				
56	H	Wake Forest	58 60												

Non-Div I Games:

Duke

Average RPI Win:	222	WON-LOST	WINNING	LAST 10	STRENGTH OF	OPP. STRENGTH	TEAM	ADJ.	CONF.	ADJ CONF.
Average RPI Loss:	94	RECORD	PCT. RANK	GAMES	SCHEDULE	OF SCHEDULE	RPI	RPI	RPI	RPI
DIV. I ONLY	11- 6	84	6-4	203	153	115	115	12	12	
DIV. I NON-CONF.	10- 3	60	5-1	247	178	86	86	12	12	
TOTALS	RPI 1-25	RPI 26-50	W-L RECORDS	RPI 51-100	RPI 101-150	RPI 150+				
11- 6	0- 0	0- 2	OVERALL	0- 1	1- 3	10- 0				
5- 2	0- 0	0- 0	HOME	0- 0	0- 2	5- 0				
6- 4	0- 0	0- 2	AWAY	0- 1	1- 1	5- 0				
0- 0	0- 0	0- 0	NEUTRAL	0- 0	0- 0	0- 0				
10- 3	0- 0	0- 2	NON-CONFERENCE	0- 0	1- 1	9- 0				
4- 1	0- 0	0- 0	HOME	0- 0	0- 1	4- 0				
6- 2	0- 0	0- 2	AWAY	0- 0	1- 0	5- 0				
0- 0	0- 0	0- 0	NEUTRAL	0- 0	0- 0	0- 0				
1- 3	0- 0	0- 0	CONFERENCE	0- 1	0- 2	1- 0				
1- 1	0- 0	0- 0	HOME	0- 0	0- 1	1- 0				
0- 2	0- 0	0- 0	AWAY	0- 1	0- 1	0- 0				
0- 0	0- 0	0- 0	NEUTRAL	0- 0	0- 0	0- 0				

RPI 1-25				RPI 26-50				RPI 51-100				RPI 101+ Team's RPI: 115			
RPI	S	Opponent	Score	RPI	S	Opponent	Score	RPI	S	Opponent	Score	RPI	S	Opponent	Score
				39	A	Oklahoma St.	41 84	100	A	Dayton	41 54	117	H	Kent St.	75 77
				50	A	Temple	72 85					120	H	Massachusetts	77 81
												137	A	George Washington	60 65
												150	A	Cornell	72 62
												166	H	Toledo	79 74
												175	A	Akron	88 63
												190	A	Iona	76 74
												198	H	La Salle	82 56
												217	A	Manhattan	76 65
												218	H	Saint Francis (PA)	72 69
												243	A	Lafayette	73 65
												244	H	Kennesaw St.	75 72
												301	A	Pittsburgh	81 62
												342	H	Central Conn. St.	72 33
LAST 10 Division I															
				100	A	Dayton	41 54	244	H	Kennesaw St.	75 72				
				198	H	La Salle	82 56	218	H	Saint Francis (PA)	72 69				
				137	A	George Washington	60 65	150	A	Cornell	72 62				
				120	H	Massachusetts	77 81	166	H	Toledo	79 74				
				39	A	Oklahoma St.	41 84	175	A	Akron	88 63				

Non-Div I Games:

Duquesne

Average RPI Win: 206	WON-LOST	WINNING	LAST 10	STRENGTH OF	OPP. STRENGTH	TEAM	ADJ.	CONF.	ADJ CONF.
Average RPI Loss: 140	RECORD	PCT. RANK	GAMES	SCHEDULE	OF SCHEDULE	RPI	RPI	RPI	RPI
DIV. I ONLY	5- 12	273	3-7	79	280	210	210	23	23
DIV. I NON-CONF.	4- 10	259	2-5	60	297	207	207	21	21
TOTALS	RPI 1-25	RPI 26-50	W-L RECORDS	RPI 51-100	RPI 101-150	RPI 150+			
5- 12	0- 0	0- 1	OVERALL	1- 4	1- 3	3- 4			
2- 6	0- 0	0- 0	HOME	1- 2	0- 1	1- 3			
3- 6	0- 0	0- 1	AWAY	0- 2	1- 2	2- 1			
0- 0	0- 0	0- 0	NEUTRAL	0- 0	0- 0	0- 0			
4- 10	0- 0	0- 1	NON-CONFERENCE	1- 4	1- 1	2- 4			
2- 5	0- 0	0- 0	HOME	1- 2	0- 0	1- 3			
2- 5	0- 0	0- 1	AWAY	0- 2	1- 1	1- 1			
0- 0	0- 0	0- 0	NEUTRAL	0- 0	0- 0	0- 0			
1- 2	0- 0	0- 0	CONFERENCE	0- 0	0- 2	1- 0			
0- 1	0- 0	0- 0	HOME	0- 0	0- 1	0- 0			
1- 1	0- 0	0- 0	AWAY	0- 0	0- 1	1- 0			
0- 0	0- 0	0- 0	NEUTRAL	0- 0	0- 0	0- 0			

RPI S	Opponent	Score	RPI S	Opponent	Score	RPI S	Opponent	Score	RPI S	Opponent	Score	Team's RPI: 210
			26	A Georgia Tech	48 87	56	H Wake Forest	67 60	103	A Liberty	63 62	
						67	A Troy	61 79	108	A UNC Greensboro	47 63	
						69	H Tennessee	68 72	123	H Furman	62 81	
						81	A N.C. A&T	69 80	150	A Cornell	43 71	
						94	H Davidson	60 75	187	H Cleveland St.	54 62	
									238	H UNC Asheville	54 72	
									255	H South Alabama	65 60	
									263	H Radford	43 67	
									269	A High Point	62 80	
									283	A Appalachian St.	67 61	
									335	A Western Caro.	62 57	
LAST 10 Division I												
123	H Furman	62 81	26	A Georgia Tech	48 87	67	A Troy	61 79	56	H Wake Forest	67 60	
335	A Western Caro.	62 57	67	A Troy	61 79	187	H Cleveland St.	54 62	94	H Davidson	60 75	
108	A UNC Greensboro	47 63										
150	A Cornell	43 71										
255	H South Alabama	65 60										

Non-Div I Games: Converse 73 35

ETSU

■ Loss,
 ■ Non-Conf,
 ■ S Site,
 ■ H Home
 ■ A Away
 N Neutral

East Carolina

Through Games Of Jan. 17, 2020

Average RPI Win:	302	WON-LOST	WINNING	LAST 10	STRENGTH OF	OPP. STRENGTH	TEAM	ADJ.	CONF.	ADJ CONF.
Average RPI Loss:	104	RECORD	PCT. RANK	GAMES	SCHEDULE	OF SCHEDULE	RPI	RPI	RPI	RPI
DIV. I ONLY	3- 13	314	1-9	82	114	249	249	9	9	
DIV. I NON-CONF.	3- 10	282	1-6	71	136	233	233	8	8	
TOTALS	RPI 1-25	RPI 26-50	W-L RECORDS	RPI 51-100	RPI 101-150	RPI 150+				
3- 13	0- 1	0- 2	OVERALL	0- 4	0- 4	3- 2				
2- 6	0- 0	0- 2	HOME	0- 0	0- 2	2- 2				
1- 5	0- 0	0- 0	AWAY	0- 3	0- 2	1- 0				
0- 2	0- 1	0- 0	NEUTRAL	0- 1	0- 0	0- 0				
3- 10	0- 1	0- 2	NON-CONFERENCE	0- 3	0- 3	3- 1				
2- 4	0- 0	0- 2	HOME	0- 0	0- 1	2- 1				
1- 4	0- 0	0- 0	AWAY	0- 2	0- 2	1- 0				
0- 2	0- 1	0- 0	NEUTRAL	0- 1	0- 0	0- 0				
0- 3	0- 0	0- 0	CONFERENCE	0- 1	0- 1	0- 1				
0- 2	0- 0	0- 0	HOME	0- 0	0- 1	0- 1				
0- 1	0- 0	0- 0	AWAY	0- 1	0- 0	0- 0				
0- 0	0- 0	0- 0	NEUTRAL	0- 0	0- 0	0- 0				

RPI 1-25				RPI 26-50				RPI 51-100				RPI 101+ Team's RPI: 249			
RPI	S	Opponent	Score	RPI	S	Opponent	Score	RPI	S	Opponent	Score	RPI	S	Opponent	Score
14	N	Northwestern	45 64	45	H	Middle Tenn.	66 68	56	A	Wake Forest	53 76	103	A	Liberty	66 81
				48	H	Charlotte	47 59	68	A	UCF	55 91	130	A	VCU	40 53
								75	A	Georgia	50 67	144	H	Wichita St.	53 61
								100	N	Dayton	68 94	145	H	William & Mary	68 78
												204	H	SMU	47 55
												221	H	Howard	51 67
												270	A	Longwood	64 61
												302	H	UMES	57 42
												333	H	USC Upstate	69 48
LAST 10 Division I															
144	H	Wichita St.	53 61	14	N	Northwestern	45 64	221	H	Howard	51 67				
204	H	SMU	47 55					103	A	Liberty	66 81				
68	A	UCF	55 91	56	A	Wake Forest	53 76								
75	A	Georgia	50 67	270	A	Longwood	64 61								
100	N	Dayton	68 94												

Non-Div I Games:

East Carolina

Loss, Non-Conf, S Site, H Home A Away N Neutral

Average RPI Win: 287		WON-LOST	WINNING	LAST 10	STRENGTH OF	OPP. STRENGTH	TEAM	ADJ.	CONF.	ADJ CONF.
Average RPI Loss: 168		RECORD	PCT. RANK	GAMES	SCHEDULE	OF SCHEDULE	RPI	RPI	RPI	RPI
DIV. I ONLY		9- 6	120	7-3	349	184	247	247	20	20
DIV. I NON-CONF.		5- 5	164	3-2	345	187	296	296	20	20
TOTALS		RPI 1-25	RPI 26-50	W-L RECORDS	RPI 51-100	RPI 101-150	RPI 150+			
9- 6	0- 0		0- 0	OVERALL	0- 1	0- 2	9- 3			
2- 3	0- 0		0- 0	HOME	0- 0	0- 1	2- 2			
6- 3	0- 0		0- 0	AWAY	0- 1	0- 1	6- 1			
1- 0	0- 0		0- 0	NEUTRAL	0- 0	0- 0	1- 0			
5- 5	0- 0		0- 0	NON-CONFERENCE	0- 0	0- 2	5- 3			
1- 3	0- 0		0- 0	HOME	0- 0	0- 1	1- 2			
3- 2	0- 0		0- 0	AWAY	0- 0	0- 1	3- 1			
1- 0	0- 0		0- 0	NEUTRAL	0- 0	0- 0	1- 0			
4- 1	0- 0		0- 0	CONFERENCE	0- 1	0- 0	4- 0			
1- 0	0- 0		0- 0	HOME	0- 0	0- 0	1- 0			
3- 1	0- 0		0- 0	AWAY	0- 1	0- 0	3- 0			
0- 0	0- 0		0- 0	NEUTRAL	0- 0	0- 0	0- 0			

RPI 1-25				RPI 26-50				RPI 51-100				RPI 101+ Team's RPI: 247			
RPI	S	Opponent	Score	RPI	S	Opponent	Score	RPI	S	Opponent	Score	RPI	S	Opponent	Score
								89	A	Belmont	45 69	116	H	Loyola Chicago	51 67
												132	A	Wisconsin	55 63
												186	H	Valparaiso	66 78
												212	A	Northern Ill.	48 61
												225	N	Western Ill.	60 52
												258	A	Eastern Ky.	83 63
												260	H	Omaha	65 52
												262	A	Lipscomb	66 56
												272	A	Morehead St.	57 51
												275	H	Indiana St.	57 59
												312	H	Jacksonville St.	55 52
												325	A	Evansville	90 44
												332	A	Tennessee St.	73 52
												338	A	UIC	80 45
EAST 10 Division I															
				312	H	Jacksonville St.	55 52					186	H	Valparaiso	66 78
				272	A	Morehead St.	57 51					225	N	Western Ill.	60 52
				258	A	Eastern Ky.	83 63					212	A	Northern Ill.	48 61
				89	A	Belmont	45 69					260	H	Omaha	65 52
				332	A	Tennessee St.	73 52					262	A	Lipscomb	66 56

Non-Div I Games:	Lindenwood (MO)	88	66
------------------	-----------------	----	----

Eastern Ill.

■ Loss, ■ Non-Conf, S Site, H Home A Away N Neutral

Average RPI Win: 245		WON-LOST	WINNING	LAST 10	STRENGTH OF	OPP. STRENGTH	TEAM	ADJ.	CONF.	ADJ CONF.
Average RPI Loss: 154		RECORD	PCT. RANK	GAMES	SCHEDULE	OF SCHEDULE	RPI	RPI	RPI	RPI
DIV. I ONLY		6- 9	223	3-7	256	232	258	258	20	20
DIV. I NON-CONF.		5- 5	164	2-3	265	135	188	188	20	20
TOTALS	RPI 1-25	RPI 26-50		W-L RECORDS		RPI 51-100	RPI 101-150		RPI 150+	
6- 9	0- 0	0- 0		OVERALL		0- 3	0- 1		6- 5	
3- 5	0- 0	0- 0		HOME		0- 0	0- 0		3- 5	
3- 4	0- 0	0- 0		AWAY		0- 3	0- 1		3- 0	
0- 0	0- 0	0- 0		NEUTRAL		0- 0	0- 0		0- 0	
5- 5	0- 0	0- 0		NON-CONFERENCE		0- 2	0- 1		5- 2	
2- 2	0- 0	0- 0		HOME		0- 0	0- 0		2- 2	
3- 3	0- 0	0- 0		AWAY		0- 2	0- 1		3- 0	
0- 0	0- 0	0- 0		NEUTRAL		0- 0	0- 0		0- 0	
1- 4	0- 0	0- 0		CONFERENCE		0- 1	0- 0		1- 3	
1- 3	0- 0	0- 0		HOME		0- 0	0- 0		1- 3	
0- 1	0- 0	0- 0		AWAY		0- 1	0- 0		0- 0	
0- 0	0- 0	0- 0		NEUTRAL		0- 0	0- 0		0- 0	

RPI 1-25				RPI 26-50				RPI 51-100				RPI 101+				Team's RPI: 258	
RPI	S	Opponent	Score	RPI	S	Opponent	Score	RPI	S	Opponent	Score	RPI	S	Opponent	Score		
								57	A	IUPUI	42	72	121	A	Butler	41	73
								58	A	Vanderbilt	69	75	155	H	Tennessee Tech	42	60
								89	A	Belmont	48	68	171	H	Youngstown St.	63	72
												179	A	Memphis	63	60	
												180	H	Miami (OH)	57	75	
												215	H	Chattanooga	71	65	
												216	A	Xavier	56	55	
												230	H	Northern Ky.	69	62	
												247	H	Eastern Ill.	63	83	
												310	H	SIUE	49	46	
												312	H	Jacksonville St.	33	43	
												320	A	Mercer	61	60	
LAST 10 Division I																	
				89	A	Belmont	48	68	57	A	IUPUI	42	72				
				310	H	SIUE	49	46	58	A	Vanderbilt	69	75				
				247	H	Eastern Ill.	63	83	216	A	Xavier	56	55				
				312	H	Jacksonville St.	33	43	171	H	Youngstown St.	63	72				
				155	H	Tennessee Tech	42	60	215	H	Chattanooga	71	65				

Non-Div I Games:	Alice Lloyd	102	65
------------------	-------------	-----	----

Eastern Ky.

■ Loss, ■ Non-Conf, S Site, H Home A Away N Neutral

Average RPI Win:	233	WON-LOST	WINNING	LAST 10	STRENGTH OF	OPP. STRENGTH	TEAM	ADJ.	CONF.	ADJ CONF.
Average RPI Loss:	113	RECORD	PCT. RANK	GAMES	SCHEDULE	OF SCHEDULE	RPI	RPI	RPI	RPI
DIV. I ONLY	7- 7	174	6-4	187	208	177	177	10	10	
DIV. I NON-CONF.	4- 6	212	3-3	240	255	232	232	10	10	
TOTALS	RPI 1-25	RPI 26-50	W-L RECORDS	RPI 51-100	RPI 101-150	RPI 150+				
7- 7	0- 0	0- 0	OVERALL	0- 4	1- 1	6- 2				
4- 2	0- 0	0- 0	HOME	0- 2	0- 0	4- 0				
3- 5	0- 0	0- 0	AWAY	0- 2	1- 1	2- 2				
0- 0	0- 0	0- 0	NEUTRAL	0- 0	0- 0	0- 0				
4- 6	0- 0	0- 0	NON-CONFERENCE	0- 3	0- 1	4- 2				
2- 2	0- 0	0- 0	HOME	0- 2	0- 0	2- 0				
2- 4	0- 0	0- 0	AWAY	0- 1	0- 1	2- 2				
0- 0	0- 0	0- 0	NEUTRAL	0- 0	0- 0	0- 0				
3- 1	0- 0	0- 0	CONFERENCE	0- 1	1- 0	2- 0				
2- 0	0- 0	0- 0	HOME	0- 0	0- 0	2- 0				
1- 1	0- 0	0- 0	AWAY	0- 1	1- 0	0- 0				
0- 0	0- 0	0- 0	NEUTRAL	0- 0	0- 0	0- 0				

RPI 1-25			RPI 26-50			RPI 51-100			RPI 101+			Team's RPI: 177
RPI	S	Opponent	Score	RPI	S	Opponent	Score	RPI	S	Opponent	Score	
						55	H Michigan	38	57	117	A Kent St.	74 69
						65	A Ball St.	54	59	144	A Wichita St.	52 63
						66	H Southern Ill.	54	85	163	H Southeast Mo. St.	69 64
						96	A Michigan St.	50	85	171	A Youngstown St.	77 79
										180	H Miami (OH)	80 53
										196	A Binghamton	67 78
										203	H Bowling Green	78 61
										307	A Detroit Mercy	84 70
										324	H Purdue Fort Wayne	64 40
										338	A UIC	68 59
LAST 10 Division I												
						180	H Miami (OH)	80	53	338	A UIC	68 59
						65	A Ball St.	54	59	324	H Purdue Fort Wayne	64 40
						117	A Kent St.	74	69	144	A Wichita St.	52 63
						203	H Bowling Green	78	61	196	A Binghamton	67 78
						307	A Detroit Mercy	84	70	55	H Michigan	38 57

Non-Div I Games: Olivet 95 38

Eastern Mich.

■ Loss,
 ■ Non-Conf,
 ■ S Site,
 ■ H Home
 ■ A Away
 N Neutral

Average RPI Win:	304	WON-LOST	WINNING	LAST 10	STRENGTH OF	OPP. STRENGTH	TEAM	ADJ.	CONF.	ADJ CONF.
Average RPI Loss:	142	RECORD	PCT. RANK	GAMES	SCHEDULE	OF SCHEDULE	RPI	RPI	RPI	RPI
DIV. I ONLY	1- 12	338	1-9	56	235	288	288	21	21	
DIV. I NON-CONF.	0- 8	338	0-5	6	192	234	234	17	17	
TOTALS	RPI 1-25	RPI 26-50	W-L RECORDS	RPI 51-100	RPI 101-150	RPI 150+				
1- 12	0- 2	0- 0	OVERALL	0- 1	0- 3	1- 6				
1- 3	0- 0	0- 0	HOME	0- 0	0- 1	1- 2				
0- 8	0- 2	0- 0	AWAY	0- 0	0- 2	0- 4				
0- 1	0- 0	0- 0	NEUTRAL	0- 1	0- 0	0- 0				
0- 8	0- 2	0- 0	NON-CONFERENCE	0- 1	0- 2	0- 3				
0- 2	0- 0	0- 0	HOME	0- 0	0- 1	0- 1				
0- 5	0- 2	0- 0	AWAY	0- 0	0- 1	0- 2				
0- 1	0- 0	0- 0	NEUTRAL	0- 1	0- 0	0- 0				
1- 4	0- 0	0- 0	CONFERENCE	0- 0	0- 1	1- 3				
1- 1	0- 0	0- 0	HOME	0- 0	0- 0	1- 1				
0- 3	0- 0	0- 0	AWAY	0- 0	0- 1	0- 2				
0- 0	0- 0	0- 0	NEUTRAL	0- 0	0- 0	0- 0				

RPI	S	Opponent	Score	RPI	S	Opponent	Score	RPI	S	Opponent	Score	RPI	S	Opponent	Score	Team's RPI: 288
7	A	Gonzaga	44 84					82	N	Bradley	46 66	106	H	Boise St.	61 63	
8	A	Stanford	27 92									111	A	Utah	49 87	
												128	A	Idaho	60 69	
												157	A	San Jose St.	66 84	
												168	A	Montana	54 92	
												188	A	Portland St.	58 75	
												233	H	Pepperdine	52 53	
												240	A	UMKC	55 66	
												278	H	Idaho St.	47 67	
												304	H	Weber St.	63 53	
LAST 10 Division I																
128	A	Idaho	60 69	82	N	Bradley	46 66	240	A	UMKC	55 66	106	H	Boise St.	61 63	
168	A	Montana	54 92									233	H	Pepperdine	52 53	
188	A	Portland St.	58 75					7	A	Gonzaga	44 84					
278	H	Idaho St.	47 67													
304	H	Weber St.	63 53													

Non-Div I Games: Northwest Chrst. 81 62

Eastern Wash.

Average RPI Win:	227	WON-LOST	WINNING	LAST 10	STRENGTH OF	OPP. STRENGTH	TEAM	ADJ.	CONF.	ADJ CONF.
Average RPI Loss:	74	RECORD	PCT. RANK	GAMES	SCHEDULE	OF SCHEDULE	RPI	RPI	RPI	RPI
DIV. I ONLY	7- 8	192	5-5	53	180	109	109	14	14	
DIV. I NON-CONF.	4- 6	212	2-3	28	219	109	109	13	13	
TOTALS	RPI 1-25	RPI 26-50	W-L RECORDS	RPI 51-100	RPI 101-150	RPI 150+				
7- 8	0- 1	0- 1	OVERALL	0- 4	1- 1	6- 1				
4- 1	0- 0	0- 0	HOME	0- 1	0- 0	4- 0				
3- 5	0- 1	0- 1	AWAY	0- 2	1- 0	2- 1				
0- 2	0- 0	0- 0	NEUTRAL	0- 1	0- 1	0- 0				
4- 6	0- 1	0- 0	NON-CONFERENCE	0- 4	1- 1	3- 0				
2- 1	0- 0	0- 0	HOME	0- 1	0- 0	2- 0				
2- 3	0- 1	0- 0	AWAY	0- 2	1- 0	1- 0				
0- 2	0- 0	0- 0	NEUTRAL	0- 1	0- 1	0- 0				
3- 2	0- 0	0- 1	CONFERENCE	0- 0	0- 0	3- 1				
2- 0	0- 0	0- 0	HOME	0- 0	0- 0	2- 0				
1- 2	0- 0	0- 1	AWAY	0- 0	0- 0	1- 1				
0- 0	0- 0	0- 0	NEUTRAL	0- 0	0- 0	0- 0				

RPI 1-25				RPI 26-50				RPI 51-100				RPI 101+ Team's RPI: 109			
RPI	S	Opponent	Score	RPI	S	Opponent	Score	RPI	S	Opponent	Score	RPI	S	Opponent	Score
17	A	NC State	49 62	41	A	James Madison	48 61	56	H	Wake Forest	57 69	110	N	Coastal Caro.	65 76
								57	N	IUPUI	53 59	123	A	Furman	87 76
								62	A	North Carolina	46 76	162	A	Northeastern	65 68
								85	A	Marist	55 63	185	A	Towson	74 61
												201	A	UNLV	50 44
												219	H	UNCW	77 53
												242	H	Col. of Charleston	90 48
												283	H	Appalachian St.	67 66
												335	H	Western Caro.	68 24
LAST 10 Division I															
162	A	Northeastern	65 68	123	A	Furman	87 76								
219	H	UNCW	77 53	110	N	Coastal Caro.	65 76								
242	H	Col. of Charleston	90 48	17	A	NC State	49 62								
41	A	James Madison	48 61	57	N	IUPUI	53 59								
185	A	Towson	74 61	201	A	UNLV	50 44								

Non-Div I Games: Newberry 73 53

Elon

Evansville

Through Games Of Jan. 17, 2020

Average RPI Win:	312	WON-LOST	WINNING	LAST 10	STRENGTH OF	OPP. STRENGTH	TEAM	ADJ.	CONF.	ADJ CONF.
Average RPI Loss:	170	RECORD	PCT. RANK	GAMES	SCHEDULE	OF SCHEDULE	RPI	RPI	RPI	RPI
DIV. I ONLY	2- 13	330	1-9	202	331	325	325	7	7	
DIV. I NON-CONF.	2- 8	295	1-4	331	340	344	344	7	7	
TOTALS	RPI 1-25	RPI 26-50	W-L RECORDS	RPI 51-100	RPI 101-150	RPI 150+				
2- 13	0- 0	0- 1	OVERALL	0- 2	0- 3	2- 7				
2- 4	0- 0	0- 0	HOME	0- 0	0- 1	2- 3				
0- 9	0- 0	0- 1	AWAY	0- 2	0- 2	0- 4				
0- 0	0- 0	0- 0	NEUTRAL	0- 0	0- 0	0- 0				
2- 8	0- 0	0- 0	NON-CONFERENCE	0- 0	0- 2	2- 6				
2- 2	0- 0	0- 0	HOME	0- 0	0- 0	2- 2				
0- 6	0- 0	0- 0	AWAY	0- 0	0- 2	0- 4				
0- 0	0- 0	0- 0	NEUTRAL	0- 0	0- 0	0- 0				
0- 5	0- 0	0- 1	CONFERENCE	0- 2	0- 1	0- 1				
0- 2	0- 0	0- 0	HOME	0- 0	0- 1	0- 1				
0- 3	0- 0	0- 1	AWAY	0- 2	0- 0	0- 0				
0- 0	0- 0	0- 0	NEUTRAL	0- 0	0- 0	0- 0				

RPI S	Opponent	Score	RPI S	Opponent	Score	RPI S	Opponent	Score	RPI S	Opponent	Score	Team's RPI: 325
46	A UNI	60 76	72	A Illinois St.	58 81	116	H Loyola Chicago	61 71	126	A Illinois	44 59	
			82	A Bradley	51 82	147	A Austin Peay	64 80	163	A Southeast Mo. St.	60 83	
						180	A Miami (OH)	64 72	186	H Valparaiso	66 88	
						211	H Murray St.	59 61	247	H Eastern Ill.	44 90	
						274	H Marshall	66 62	310	A SIUE	74 85	
						324	A Purdue Fort Wayne	64 67	349	H Chicago St.	76 42	
LAST 10 Division I												
46	A UNI	60 76	180	A Miami (OH)	64 72							
186	H Valparaiso	66 88	349	H Chicago St.	76 42							
116	H Loyola Chicago	61 71	126	A Illinois	44 59							
72	A Illinois St.	58 81	324	A Purdue Fort Wayne	64 67							
82	A Bradley	51 82	211	H Murray St.	59 61							

Non-Div I Games: Brescia 77 61

Evansville

Loss, Non-Conf, S Site, H Home A Away N Neutral

Average RPI Win:	154	WON-LOST	WINNING	LAST 10	STRENGTH OF	OPP. STRENGTH	TEAM	ADJ.	CONF.	ADJ CONF.
Average RPI Loss:	27	RECORD	PCT. RANK	GAMES	SCHEDULE	OF SCHEDULE	RPI	RPI	RPI	RPI
DIV. I ONLY	14- 2	18	9-1	153	27	38	38	16	16	
DIV. I NON-CONF.	10- 2	30	5-1	99	20	28	28	16	16	
TOTALS	RPI 1-25	RPI 26-50	W-L RECORDS	RPI 51-100	RPI 101-150	RPI 150+				
14- 2	0- 1	2- 1	OVERALL	4- 0	3- 0	5- 0				
5- 1	0- 0	1- 1	HOME	1- 0	1- 0	2- 0				
5- 1	0- 1	1- 0	AWAY	1- 0	1- 0	2- 0				
4- 0	0- 0	0- 0	NEUTRAL	2- 0	1- 0	1- 0				
10- 2	0- 1	2- 1	NON-CONFERENCE	3- 0	2- 0	3- 0				
3- 1	0- 0	1- 1	HOME	1- 0	0- 0	1- 0				
3- 1	0- 1	1- 0	AWAY	0- 0	1- 0	1- 0				
4- 0	0- 0	0- 0	NEUTRAL	2- 0	1- 0	1- 0				
4- 0	0- 0	0- 0	CONFERENCE	1- 0	1- 0	2- 0				
2- 0	0- 0	0- 0	HOME	0- 0	1- 0	1- 0				
2- 0	0- 0	0- 0	AWAY	1- 0	0- 0	1- 0				
0- 0	0- 0	0- 0	NEUTRAL	0- 0	0- 0	0- 0				

RPI 1-25				RPI 26-50				Team's RPI: 38				RPI 51-100				RPI 101+			
RPI	S	Opponent	Score	RPI	S	Opponent	Score	RPI	S	Opponent	Score	RPI	S	Opponent	Score	RPI	S	Opponent	Score
20	A	Princeton	53 67	33	H	LSU	63 74	68	H	UCF	72 50	103	H	Liberty	64 57				
				42	H	Duke	78 56	80	N	South Fla.	81 77	127	N	Notre Dame	69 60				
				50	A	Temple	93 67	84	N	South Dakota St.	71 70	138	A	Houston	57 45				
								98	A	North Florida	72 50	218	N	Saint Francis (PA)	97 64				
												226	A	Stetson	89 47				
												262	H	Lipscomb	82 56				
												314	A	FIU	100 54				
												342	H	Central Conn. St.	94 60				
LAST 10 Division I																			
				98	A	North Florida	72 50	50	A	Temple	93 67								
				226	A	Stetson	89 47	33	H	LSU	63 74								
				103	H	Liberty	64 57	342	H	Central Conn. St.	94 60								
				262	H	Lipscomb	82 56	138	A	Houston	57 45								
				42	H	Duke	78 56	84	N	South Dakota St.	71 70								

Non-Div I Games: Webber Int'l 99 48 Fla. Memorial 91 47 Johnson & Wales (FL89 56

FGCU

Average RPI Win:	310	WON-LOST	WINNING	LAST 10	STRENGTH OF	OPP. STRENGTH	TEAM	ADJ.	CONF.	ADJ CONF.
Average RPI Loss:	185	RECORD	PCT. RANK	GAMES	SCHEDULE	OF SCHEDULE	RPI	RPI	RPI	RPI
DIV. I ONLY	4- 12	290	3-7	272	314	314	314	13	13	
DIV. I NON-CONF.	3- 8	268	2-3	286	329	319	319	14	14	
TOTALS	RPI 1-25	RPI 26-50	W-L RECORDS	RPI 51-100	RPI 101-150	RPI 150+				
4- 12	0- 0	0- 1	OVERALL	0- 1	0- 2	4- 8				
2- 8	0- 0	0- 1	HOME	0- 1	0- 2	2- 4				
2- 4	0- 0	0- 0	AWAY	0- 0	0- 0	2- 4				
0- 0	0- 0	0- 0	NEUTRAL	0- 0	0- 0	0- 0				
3- 8	0- 0	0- 1	NON-CONFERENCE	0- 1	0- 1	3- 5				
1- 7	0- 0	0- 1	HOME	0- 1	0- 1	1- 4				
2- 1	0- 0	0- 0	AWAY	0- 0	0- 0	2- 1				
0- 0	0- 0	0- 0	NEUTRAL	0- 0	0- 0	0- 0				
1- 4	0- 0	0- 0	CONFERENCE	0- 0	0- 1	1- 3				
1- 1	0- 0	0- 0	HOME	0- 0	0- 1	1- 0				
0- 3	0- 0	0- 0	AWAY	0- 0	0- 0	0- 3				
0- 0	0- 0	0- 0	NEUTRAL	0- 0	0- 0	0- 0				

RPI 1-25				RPI 26-50				RPI 51-100				RPI 101+				Team's RPI: 314	
RPI	S	Opponent	Score	RPI	S	Opponent	Score	RPI	S	Opponent	Score	RPI	S	Opponent	Score		
				38	H	FGCU	54 100					135	H	Rice	47 68		
												147	H	Austin Peay	56 58		
												167	A	UAB	58 71		
												183	H	Bethune-Cookman	60 65		
												206	A	UTEP	34 64		
												222	A	Jacksonville	52 77		
												229	H	Brown	57 72		
												230	H	Northern Ky.	45 67		
												266	H	North Texas	58 56		
												277	H	Oakland	49 58		
												290	A	UTSA	45 60		
												322	A	N.C. Central	59 58		
												323	A	Georgia St.	70 63		
												327	H	Grambling	56 55		
LAST 10 Division I																	
				167	A	UAB	58 71					229	H	Brown	57 72		
				135	H	Rice	47 68					147	H	Austin Peay	56 58		
				266	H	North Texas	58 56					327	H	Grambling	56 55		
				290	A	UTSA	45 60					222	A	Jacksonville	52 77		
				206	A	UTEP	34 64					322	A	N.C. Central	59 58		

Non-Div I Games:

FIU

■ Loss,
 ■ Non-Conf,
 ■ S Site,
 ■ H Home
 ■ A Away
 N Neutral

Fairfield

Through Games Of Jan. 17, 2020

Average RPI Win:	313	WON-LOST	WINNING	LAST 10	STRENGTH OF	OPP. STRENGTH	TEAM	ADJ.	CONF.	ADJ CONF.
Average RPI Loss:	118	RECORD	PCT. RANK	GAMES	SCHEDULE	OF SCHEDULE	RPI	RPI	RPI	RPI
DIV. I ONLY	7- 6	148	6-4	332	228	259	259	24	24	
DIV. I NON-CONF.	3- 6	235	2-4	282	149	287	287	25	25	
TOTALS	RPI 1-25	RPI 26-50	W-L RECORDS	RPI 51-100	RPI 101-150	RPI 150+				
7- 6	0- 0	0- 1	OVERALL	0- 2	0- 0	7- 3				
5- 2	0- 0	0- 0	HOME	0- 0	0- 0	5- 2				
2- 4	0- 0	0- 1	AWAY	0- 2	0- 0	2- 1				
0- 0	0- 0	0- 0	NEUTRAL	0- 0	0- 0	0- 0				
3- 6	0- 0	0- 1	NON-CONFERENCE	0- 2	0- 0	3- 3				
2- 2	0- 0	0- 0	HOME	0- 0	0- 0	2- 2				
1- 4	0- 0	0- 1	AWAY	0- 2	0- 0	1- 1				
0- 0	0- 0	0- 0	NEUTRAL	0- 0	0- 0	0- 0				
4- 0	0- 0	0- 0	CONFERENCE	0- 0	0- 0	4- 0				
3- 0	0- 0	0- 0	HOME	0- 0	0- 0	3- 0				
1- 0	0- 0	0- 0	AWAY	0- 0	0- 0	1- 0				
0- 0	0- 0	0- 0	NEUTRAL	0- 0	0- 0	0- 0				

RPI 1-25				RPI 26-50				RPI 51-100				RPI 101+				Team's RPI: 259	
RPI	S	Opponent	Score	RPI	S	Opponent	Score	RPI	S	Opponent	Score	RPI	S	Opponent	Score		
				50	A	Temple	59 77	53	A	Seton Hall	44 74	153	H	Dartmouth	51 52		
								54	A	St. John's (NY)	69 71	170	A	Rhode Island	41 74		
												229	H	Brown	44 58		
												265	H	Navy	66 52		
												279	H	Monmouth	49 38		
												315	H	Hofstra	73 64		
												316	A	Siena	65 35		
												330	H	Canisius	72 70		
												337	H	Saint Peter's	67 48		
												347	A	LIU Brooklyn	53 51		
LAST 10 Division I																	
				330	H	Canisius	72 70	54	A	St. John's (NY)	69 71						
				337	H	Saint Peter's	67 48	315	H	Hofstra	73 64						
				279	H	Monmouth	49 38	265	H	Navy	66 52						
				316	A	Siena	65 35	170	A	Rhode Island	41 74						
				229	H	Brown	44 58	153	H	Dartmouth	51 52						

Non-Div I Games:

Fairfield

■ Loss,
■ Non-Conf,
■ S Site,
■ H Home
■ A Away
N Neutral

Average RPI Win:	293	WON-LOST	WINNING	LAST 10	STRENGTH OF	OPP. STRENGTH	TEAM	ADJ.	CONF.	ADJ CONF.
Average RPI Loss:	260	RECORD	PCT. RANK	GAMES	SCHEDULE	OF SCHEDULE	RPI	RPI	RPI	RPI
DIV. I ONLY	6- 10	240	6-4	350	337	334	334	29	29	
DIV. I NON-CONF.	3- 8	268	3-2	342	336	339	339	30	30	
TOTALS	RPI 1-25	RPI 26-50	W-L RECORDS	RPI 51-100	RPI 101-150	RPI 150+				
6- 10	0- 0	0- 0	OVERALL	0- 0	0- 0	6- 10				
3- 5	0- 0	0- 0	HOME	0- 0	0- 0	3- 5				
3- 5	0- 0	0- 0	AWAY	0- 0	0- 0	3- 5				
0- 0	0- 0	0- 0	NEUTRAL	0- 0	0- 0	0- 0				
3- 8	0- 0	0- 0	NON-CONFERENCE	0- 0	0- 0	3- 8				
1- 4	0- 0	0- 0	HOME	0- 0	0- 0	1- 4				
2- 4	0- 0	0- 0	AWAY	0- 0	0- 0	2- 4				
0- 0	0- 0	0- 0	NEUTRAL	0- 0	0- 0	0- 0				
3- 2	0- 0	0- 0	CONFERENCE	0- 0	0- 0	3- 2				
2- 1	0- 0	0- 0	HOME	0- 0	0- 0	2- 1				
1- 1	0- 0	0- 0	AWAY	0- 0	0- 0	1- 1				
0- 0	0- 0	0- 0	NEUTRAL	0- 0	0- 0	0- 0				

RPI 1-25				RPI 26-50				RPI 51-100				RPI 101+				Team's RPI: 334	
RPI	S	Opponent	Score	RPI	S	Opponent	Score	RPI	S	Opponent	Score	RPI	S	Opponent	Score		
												196	H	Binghamton	48	60	
												217	H	Manhattan	61	62	
												218	H	Saint Francis (PA)	56	47	
												221	A	Howard	56	64	
												223	A	UMass Lowell	56	61	
												243	A	Lafayette	29	61	
												245	H	Army West Point	68	70	
												268	H	Sacred Heart	65	60	
												285	H	Loyola Maryland	46	75	
												296	A	St. Francis Brooklyn	62	57	
												301	A	Pittsburgh	60	69	
												316	H	Siena	67	58	
												317	H	Bryant	45	57	
												321	A	NJIT	68	59	
												337	A	Saint Peter's	77	71	
												347	A	LIU Brooklyn	63	68	
LAST 10 Division I																	
				268	H	Sacred Heart	65 60	223	A	UMass Lowell	56 61						
				347	A	LIU Brooklyn	63 68	337	A	Saint Peter's	77 71						
				218	H	Saint Francis (PA)	56 47	316	H	Siena	67 58						
				317	H	Bryant	45 57	321	A	NJIT	68 59						
				296	A	St. Francis Brooklyn	62 57	221	A	Howard	56 64						

Non-Div I Games:

Fairleigh Dickinson

■ Loss, ■ Non-Conf, S Site, H Home A Away N Neutral

Fla. Atlantic

Through Games Of Jan. 17, 2020

Average RPI Win:	251	WON-LOST	WINNING	LAST 10	STRENGTH OF	OPP. STRENGTH	TEAM	ADJ.	CONF.	ADJ CONF.
Average RPI Loss:	107	RECORD	PCT. RANK	GAMES	SCHEDULE	OF SCHEDULE	RPI	RPI	RPI	RPI
DIV. I ONLY	8- 8	174	4-6	186	149	191	191	13	13	
DIV. I NON-CONF.	6- 5	151	2-3	216	152	184	184	14	14	
TOTALS	RPI 1-25	RPI 26-50	W-L RECORDS	RPI 51-100	RPI 101-150	RPI 150+				
8- 8	0- 1	0- 1	OVERALL	0- 1	1- 4	7- 1				
5- 4	0- 0	0- 0	HOME	0- 1	0- 3	5- 0				
3- 4	0- 1	0- 1	AWAY	0- 0	1- 1	2- 1				
0- 0	0- 0	0- 0	NEUTRAL	0- 0	0- 0	0- 0				
6- 5	0- 1	0- 0	NON-CONFERENCE	0- 1	1- 3	5- 0				
4- 3	0- 0	0- 0	HOME	0- 1	0- 2	4- 0				
2- 2	0- 1	0- 0	AWAY	0- 0	1- 1	1- 0				
0- 0	0- 0	0- 0	NEUTRAL	0- 0	0- 0	0- 0				
2- 3	0- 0	0- 1	CONFERENCE	0- 0	0- 1	2- 1				
1- 1	0- 0	0- 0	HOME	0- 0	0- 1	1- 0				
1- 2	0- 0	0- 1	AWAY	0- 0	0- 0	1- 1				
0- 0	0- 0	0- 0	NEUTRAL	0- 0	0- 0	0- 0				

RPI	S	Opponent	Score	RPI	S	Opponent	Score	RPI	S	Opponent	Score	RPI	S	Opponent	Score	Team's RPI: 191
6	A	Iowa	53 85	45	A	Middle Tenn.	66 81	73	H	Kansas	60 90	123	H	Furman	63 69	
												124	A	Western Mich.	80 79	
												125	A	Richmond	55 57	
												135	H	Rice	69 78	
												143	H	Harvard	51 65	
												174	A	Hampton	64 63	
												206	A	UTEP	65 96	
												207	H	Little Rock	79 72	
												266	H	North Texas	84 78	
												285	H	Loyola Maryland	72 61	
												290	A	UTSA	80 53	
												316	H	Siena	83 39	
												342	H	Central Conn. St.	72 54	
LAST 10 Division I																
45	A	Middle Tenn.	66 81	143	H	Harvard	51 65									
266	H	North Texas	84 78	123	H	Furman	63 69									
135	H	Rice	69 78	342	H	Central Conn. St.	72 54									
206	A	UTEP	65 96	73	H	Kansas	60 90									
290	A	UTSA	80 53	285	H	Loyola Maryland	72 61									

Non-Div I Games:

Fla. Atlantic

Loss, Non-Conf, S Site, H Home A Away N Neutral

Average RPI Win:	231	WON-LOST	WINNING	LAST 10	STRENGTH OF	OPP. STRENGTH	TEAM	ADJ.	CONF.	ADJ CONF.
Average RPI Loss:	37	RECORD	PCT. RANK	GAMES	SCHEDULE	OF SCHEDULE	RPI	RPI	RPI	RPI
DIV. I ONLY	11- 7	115	5-5	167	72	142	142	5	5	
DIV. I NON-CONF.	9- 4	84	3-2	312	99	191	191	5	5	
TOTALS	RPI 1-25	RPI 26-50	W-L RECORDS	RPI 51-100	RPI 101-150	RPI 150+				
11- 7	0- 4	0- 0	OVERALL	2- 3	1- 0	8- 0				
7- 4	0- 3	0- 0	HOME	2- 1	0- 0	5- 0				
3- 2	0- 1	0- 0	AWAY	0- 1	1- 0	2- 0				
1- 1	0- 0	0- 0	NEUTRAL	0- 1	0- 0	1- 0				
9- 4	0- 2	0- 0	NON-CONFERENCE	1- 2	0- 0	8- 0				
6- 2	0- 2	0- 0	HOME	1- 0	0- 0	5- 0				
2- 1	0- 0	0- 0	AWAY	0- 1	0- 0	2- 0				
1- 1	0- 0	0- 0	NEUTRAL	0- 1	0- 0	1- 0				
2- 3	0- 2	0- 0	CONFERENCE	1- 1	1- 0	0- 0				
1- 2	0- 1	0- 0	HOME	1- 1	0- 0	0- 0				
1- 1	0- 1	0- 0	AWAY	0- 0	1- 0	0- 0				
0- 0	0- 0	0- 0	NEUTRAL	0- 0	0- 0	0- 0				

RPI	S	Opponent	Score	RPI	S	Opponent	Score	RPI	S	Opponent	Score	RPI	S	Opponent	Score	Team's RPI: 142
11	H	Indiana	49 73					56	N	Wake Forest	68 73	149	A	Auburn	83 63	
15	A	Mississippi St.	47 93					58	H	Vanderbilt	68 60	151	H	Samford	84 48	
16	H	Kentucky	45 65					69	H	Tennessee	50 78	216	N	Xavier	67 64	
18	H	Florida St.	55 66					73	A	Kansas	66 76	270	H	Longwood	71 54	
								94	H	Davidson	55 50	292	H	Presbyterian	60 46	
												309	A	Prairie View	51 44	
												320	H	Mercer	71 50	
												327	A	Grambling	72 65	
												351	H	Florida A&M	84 40	
LAST 10 Division I																
69	H	Tennessee	50 78	94	H	Davidson	55 50									
16	H	Kentucky	45 65	56	N	Wake Forest	68 73									
149	A	Auburn	83 63	216	N	Xavier	67 64									
58	H	Vanderbilt	68 60	320	H	Mercer	71 50									
15	A	Mississippi St.	47 93	73	A	Kansas	66 76									

Non-Div I Games:

Florida

RPI 1-25				RPI 26-50				RPI 51-100				RPI 101+				Team's RPI: 351	
RPI	S	Opponent	Score	RPI	S	Opponent	Score	RPI	S	Opponent	Score	RPI	S	Opponent	Score		
				33	A	LSU	45 73					142	A	Florida	40 84		
												189	A	Texas Tech	60 98		
												222	H	Jacksonville	54 88		
												284	H	Alabama A&M	53 77		
												299	H	Morgan St.	47 59		
												312	A	Jacksonville St.	67 72		
												322	A	N.C. Central	57 66		
												328	A	Alcorn	42 58		
												333	A	USC Upstate	61 74		
												343	H	Coppin St.	58 48		
												350	A	Mississippi Val.	70 71		
LAST 10 Division I																	
				343	H	Coppin St.	58 48					284	H	Alabama A&M	53 77		
				299	H	Morgan St.	47 59					222	H	Jacksonville	54 88		
				81	A	N.C. A&T	44 71					328	A	Alcorn	42 58		
				322	A	N.C. Central	57 66					350	A	Mississippi Val.	70 71		
				33	A	LSU	45 73					142	A	Florida	40 84		

Page 89

Average RPI Win:	124	WON-LOST	WINNING	LAST 10	STRENGTH OF	OPP. STRENGTH	TEAM	ADJ.	CONF.	ADJ CONF.
Average RPI Loss:	45	RECORD	PCT. RANK	GAMES	SCHEDULE	OF SCHEDULE	RPI	RPI	RPI	RPI
DIV. I ONLY	15- 3	24	7-3	37	38	18	18	4	4	
DIV. I NON-CONF.	11- 0	1	3-0	101	70	11	11	3	3	
TOTALS	RPI 1-25	RPI 26-50	W-L RECORDS	RPI 51-100	RPI 101-150	RPI 150+				
15- 3	1- 1	3- 1	OVERALL	5- 1	1- 0	5- 0				
8- 1	0- 0	1- 1	HOME	4- 0	0- 0	3- 0				
5- 2	0- 1	2- 0	AWAY	0- 1	1- 0	2- 0				
2- 0	1- 0	0- 0	NEUTRAL	1- 0	0- 0	0- 0				
11- 0	1- 0	1- 0	NON-CONFERENCE	4- 0	1- 0	4- 0				
6- 0	0- 0	0- 0	HOME	3- 0	0- 0	3- 0				
3- 0	0- 0	1- 0	AWAY	0- 0	1- 0	1- 0				
2- 0	1- 0	0- 0	NEUTRAL	1- 0	0- 0	0- 0				
4- 3	0- 1	2- 1	CONFERENCE	1- 1	0- 0	1- 0				
2- 1	0- 0	1- 1	HOME	1- 0	0- 0	0- 0				
2- 2	0- 1	1- 0	AWAY	0- 1	0- 0	1- 0				
0- 0	0- 0	0- 0	NEUTRAL	0- 0	0- 0	0- 0				

RPI 1-25				RPI 26-50				RPI 51-100				RPI 101+			
RPI	S	Opponent	Score	RPI	S	Opponent	Score	RPI	S	Opponent	Score	RPI	S	Opponent	Score
17	A	NC State	51 68	26	H	Georgia Tech	52 67	54	H	St. John's (NY)	74 70	142	A	Florida	66 55
19	N	Texas A&M	80 58	33	A	LSU	70 62	55	N	Michigan	79 69	151	H	Samford	88 59
				35	H	Virginia Tech	86 62	62	H	North Carolina	78 64	182	A	Clemson	81 64
				40	A	Miami (FL)	73 62	91	A	Syracuse	89 90	222	H	Jacksonville	75 41
								96	H	Michigan St.	78 68	338	A	UIC	86 42
								98	H	North Florida	70 41	339	H	Charleston So.	88 36
LAST 10 Division I															
17	A	NC State	51 68	35	H	Virginia Tech	86 62								
62	H	North Carolina	78 64	55	N	Michigan	79 69								
26	H	Georgia Tech	52 67	98	H	North Florida	70 41								
40	A	Miami (FL)	73 62	54	H	St. John's (NY)	74 70								
91	A	Syracuse	89 90	182	A	Clemson	81 64								

Non-Div I Games:

Florida St.

Fordham

Through Games Of Jan. 17, 2020

Average RPI Win:	171	WON-LOST	WINNING	LAST 10	STRENGTH OF	OPP. STRENGTH	TEAM	ADJ.	CONF.	ADJ CONF.
Average RPI Loss:	119	RECORD	PCT. RANK	GAMES	SCHEDULE	OF SCHEDULE	RPI	RPI	RPI	RPI
DIV. I ONLY	10- 6	101	8-2	169	92	129	129	12	12	
DIV. I NON-CONF.	8- 5	117	6-1	161	100	122	122	12	12	
TOTALS	RPI 1-25	RPI 26-50	W-L RECORDS	RPI 51-100	RPI 101-150	RPI 150+				
10- 6	0- 0	1- 1	OVERALL	1- 2	2- 1	6- 2				
7- 2	0- 0	0- 0	HOME	0- 1	2- 1	5- 0				
2- 3	0- 0	1- 0	AWAY	0- 1	0- 0	1- 2				
1- 1	0- 0	0- 1	NEUTRAL	1- 0	0- 0	0- 0				
8- 5	0- 0	1- 1	NON-CONFERENCE	1- 1	1- 1	5- 2				
5- 2	0- 0	0- 0	HOME	0- 1	1- 1	4- 0				
2- 2	0- 0	1- 0	AWAY	0- 0	0- 0	1- 2				
1- 1	0- 0	0- 1	NEUTRAL	1- 0	0- 0	0- 0				
2- 1	0- 0	0- 0	CONFERENCE	0- 1	1- 0	1- 0				
2- 0	0- 0	0- 0	HOME	0- 0	1- 0	1- 0				
0- 1	0- 0	0- 0	AWAY	0- 1	0- 0	0- 0				
0- 0	0- 0	0- 0	NEUTRAL	0- 0	0- 0	0- 0				

RPI S	Opponent	Score	RPI S	Opponent	Score	RPI S	Opponent	Score	RPI S	Opponent	Score	Team's RPI: 129
47 N	Arkansas	59 71	77 H	Villanova	66 73	127 H	Notre Dame	55 60				
48 A	Charlotte	76 51	87 N	Lehigh	59 57	137 H	George Washington	53 47				
			94 A	Davidson	62 74	138 H	Houston	63 54				
						151 H	Samford	68 37				
						162 H	Northeastern	74 58				
						165 A	Columbia	51 70				
						205 A	Penn St.	59 72				
						217 A	Manhattan	51 45				
						234 H	Georgetown	67 54				
						264 H	Southern U.	65 52				
						273 H	St. Bonaventure	79 53				
LAST 10 Division I												
137 H	George Washington	53 47	264 H	Southern U.	65 52							
94 A	Davidson	62 74	234 H	Georgetown	67 54							
273 H	St. Bonaventure	79 53	217 A	Manhattan	51 45							
138 H	Houston	63 54	87 N	Lehigh	59 57							
151 H	Samford	68 37	47 N	Arkansas	59 71							

Non-Div I Games:

Fordham

Loss, Non-Conf, S Site, H Home A Away N Neutral

Average RPI Win: 231		WON-LOST	WINNING	LAST 10	STRENGTH OF	OPP. STRENGTH	TEAM	ADJ.	CONF.	ADJ CONF.
Average RPI Loss: 102		RECORD	PCT. RANK	GAMES	SCHEDULE	OF SCHEDULE	RPI	RPI	RPI	RPI
DIV. I ONLY		11- 4	57	8-2	221	177	95	95	17	17
DIV. I NON-CONF.		5- 4	140	2-2	251	133	163	163	24	24
TOTALS		RPI 1-25	RPI 26-50	W-L RECORDS	RPI 51-100	RPI 101-150	RPI 150+			
11- 4	0- 0		0- 0	OVERALL	0- 2	0- 2	11- 0			
5- 1	0- 0		0- 0	HOME	0- 1	0- 0	5- 0			
5- 2	0- 0		0- 0	AWAY	0- 0	0- 2	5- 0			
1- 1	0- 0		0- 0	NEUTRAL	0- 1	0- 0	1- 0			
5- 4	0- 0		0- 0	NON-CONFERENCE	0- 2	0- 2	5- 0			
2- 1	0- 0		0- 0	HOME	0- 1	0- 0	2- 0			
2- 2	0- 0		0- 0	AWAY	0- 0	0- 2	2- 0			
1- 1	0- 0		0- 0	NEUTRAL	0- 1	0- 0	1- 0			
6- 0	0- 0		0- 0	CONFERENCE	0- 0	0- 0	6- 0			
3- 0	0- 0		0- 0	HOME	0- 0	0- 0	3- 0			
3- 0	0- 0		0- 0	AWAY	0- 0	0- 0	3- 0			
0- 0	0- 0		0- 0	NEUTRAL	0- 0	0- 0	0- 0			

RPI 1-25				RPI 26-50				RPI 51-100				Team's RPI: 95				RPI 101+			
RPI	S	Opponent	Score	RPI	S	Opponent	Score	RPI	S	Opponent	Score			RPI	S	Opponent	Score		

Non-Div I Games:	La Verne	111	56	UC Merced	92	26
------------------	----------	-----	----	-----------	----	----

Fresno St.

■ Loss, ■ Non-Conf, S Site, H Home A Away N Neutral

Furman

Through Games Of Jan. 17, 2020

Average RPI Win:	218	WON-LOST	WINNING	LAST 10	STRENGTH OF	OPP. STRENGTH	TEAM	ADJ.	CONF.	ADJ CONF.
Average RPI Loss:	94	RECORD	PCT. RANK	GAMES	SCHEDULE	OF SCHEDULE	RPI	RPI	RPI	RPI
DIV. I ONLY	10- 5	79	8-2	276	70	123	123	23	23	
DIV. I NON-CONF.	7- 5	130	5-2	212	56	113	113	21	21	
TOTALS	RPI 1-25	RPI 26-50	W-L RECORDS	RPI 51-100	RPI 101-150	RPI 150+				
10- 5	0- 0	0- 1	OVERALL	0- 2	1- 1	9- 1				
5- 1	0- 0	0- 0	HOME	0- 0	0- 1	5- 0				
4- 4	0- 0	0- 1	AWAY	0- 2	1- 0	3- 1				
1- 0	0- 0	0- 0	NEUTRAL	0- 0	0- 0	1- 0				
7- 5	0- 0	0- 1	NON-CONFERENCE	0- 2	1- 1	6- 1				
3- 1	0- 0	0- 0	HOME	0- 0	0- 1	3- 0				
3- 4	0- 0	0- 1	AWAY	0- 2	1- 0	2- 1				
1- 0	0- 0	0- 0	NEUTRAL	0- 0	0- 0	1- 0				
3- 0	0- 0	0- 0	CONFERENCE	0- 0	0- 0	3- 0				
2- 0	0- 0	0- 0	HOME	0- 0	0- 0	2- 0				
1- 0	0- 0	0- 0	AWAY	0- 0	0- 0	1- 0				
0- 0	0- 0	0- 0	NEUTRAL	0- 0	0- 0	0- 0				

RPI 1-25				RPI 26-50				RPI 51-100				RPI 101+				Team's RPI: 123
RPI	S	Opponent	Score	RPI	S	Opponent	Score	RPI	S	Opponent	Score	RPI	S	Opponent	Score	
				45	A	Middle Tenn.	62 78	58	A	Vanderbilt	46 74	109	H	Elon	76 87	
								75	A	Georgia	48 77	125	A	Richmond	70 69	
												151	H	Samford	77 69	
												164	N	Saint Joseph's	63 48	
												174	H	Hampton	70 65	
												182	A	Clemson	71 77	
												191	A	Fla. Atlantic	69 63	
												210	A	ETSU	81 62	
												236	A	Gardner-Webb	72 67	
												287	H	Ga. Southern	78 63	
												320	H	Mercer	62 49	
												323	H	Georgia St.	62 55	
LAST 10 Division I																
				210	A	ETSU	81 62					191	A	Fla. Atlantic	69 63	
				151	H	Samford	77 69					75	A	Georgia	48 77	
				320	H	Mercer	62 49					125	A	Richmond	70 69	
				109	H	Elon	76 87					323	H	Georgia St.	62 55	
				164	N	Saint Joseph's	63 48					236	A	Gardner-Webb	72 67	

F
u
r
m
a
n

F
u
r
m
a
n

Non-Div I Games: North Greenville 88 51 Newberry 62 43

Furman

Loss, Non-Conf, S Site, H Home A Away N Neutral

Ga. Southern

Through Games Of Jan. 17, 2020

Average RPI Win:	267	WON-LOST	WINNING	LAST 10	STRENGTH OF	OPP. STRENGTH	TEAM	ADJ.	CONF.	ADJ CONF.
Average RPI Loss:	184	RECORD	PCT. RANK	GAMES	SCHEDULE	OF SCHEDULE	RPI	RPI	RPI	RPI
DIV. I ONLY	5- 11	261	3-7	258	319	287	287	22	22	
DIV. I NON-CONF.	3- 8	268	1-4	263	330	289	289	22	22	
TOTALS	RPI 1-25	RPI 26-50	W-L RECORDS	RPI 51-100	RPI 101-150	RPI 150+				
5- 11	0- 0	0- 0	OVERALL	0- 1	1- 3	4- 7				
2- 3	0- 0	0- 0	HOME	0- 1	1- 0	1- 2				
2- 7	0- 0	0- 0	AWAY	0- 0	0- 2	2- 5				
1- 1	0- 0	0- 0	NEUTRAL	0- 0	0- 1	1- 0				
3- 8	0- 0	0- 0	NON-CONFERENCE	0- 0	0- 3	3- 5				
0- 2	0- 0	0- 0	HOME	0- 0	0- 0	0- 2				
2- 5	0- 0	0- 0	AWAY	0- 0	0- 2	2- 3				
1- 1	0- 0	0- 0	NEUTRAL	0- 0	0- 1	1- 0				
2- 3	0- 0	0- 0	CONFERENCE	0- 1	1- 0	1- 2				
2- 1	0- 0	0- 0	HOME	0- 1	1- 0	1- 0				
0- 2	0- 0	0- 0	AWAY	0- 0	0- 0	0- 2				
0- 0	0- 0	0- 0	NEUTRAL	0- 0	0- 0	0- 0				

RPI S	Opponent	Score	RPI S	Opponent	Score	RPI S	Opponent	Score	RPI S	Opponent	Score	Team's RPI: 287
						67	H Troy	69 79	117	N Kent St.	48 62	
									123	A Furman	63 78	
									133	H Louisiana	83 67	
									140	A Tulane	40 56	
									154	H North Dakota	56 69	
									183	A Bethune-Cookman	57 75	
									207	A Little Rock	46 58	
									213	A Arkansas St.	62 69	
									244	H Kennesaw St.	69 95	
									251	A Winthrop	91 47	
									254	A Ole Miss	66 69	
									296	N St. Francis Brooklyn	78 47	
									308	A Wofford	70 57	
									320	A Mercer	52 62	
									346	H La.-Monroe	64 47	
LAST 10 Division I												
			67	H Troy	69 79		140	A Tulane	40 56			
			213	A Arkansas St.	62 69		296	N St. Francis Brooklyn	78 47			
			207	A Little Rock	46 58		117	N Kent St.	48 62			
			133	H Louisiana	83 67		254	A Ole Miss	66 69			
			346	H La.-Monroe	64 47		320	A Mercer	52 62			

Non-Div I Games:

Ga. Southern

■ Loss,
 ■ Non-Conf,
 ■ S Site,
 ■ H Home
 ■ A Away
 N Neutral

Average RPI Win:	298	WON-LOST	WINNING	LAST 10	STRENGTH OF	OPP. STRENGTH	TEAM	ADJ.	CONF.	ADJ CONF.
Average RPI Loss:	144	RECORD	PCT. RANK	GAMES	SCHEDULE	OF SCHEDULE	RPI	RPI	RPI	RPI
DIV. I ONLY	7- 8	192	4-6	302	256	236	236	27	27	
DIV. I NON-CONF.	5- 4	140	2-2	288	198	190	190	27	27	
TOTALS	RPI 1-25	RPI 26-50	W-L RECORDS	RPI 51-100	RPI 101-150	RPI 150+				
7- 8	0- 0	0- 2	OVERALL	0- 1	0- 2	7- 3				
4- 2	0- 0	0- 0	HOME	0- 0	0- 1	4- 1				
3- 6	0- 0	0- 2	AWAY	0- 1	0- 1	3- 2				
0- 0	0- 0	0- 0	NEUTRAL	0- 0	0- 0	0- 0				
5- 4	0- 0	0- 2	NON-CONFERENCE	0- 1	0- 1	5- 0				
3- 1	0- 0	0- 0	HOME	0- 0	0- 1	3- 0				
2- 3	0- 0	0- 2	AWAY	0- 1	0- 0	2- 0				
0- 0	0- 0	0- 0	NEUTRAL	0- 0	0- 0	0- 0				
2- 4	0- 0	0- 0	CONFERENCE	0- 0	0- 1	2- 3				
1- 1	0- 0	0- 0	HOME	0- 0	0- 0	1- 1				
1- 3	0- 0	0- 0	AWAY	0- 0	0- 1	1- 2				
0- 0	0- 0	0- 0	NEUTRAL	0- 0	0- 0	0- 0				

RPI 1-25				RPI 26-50				RPI 51-100				RPI 101+				Team's RPI: 236	
RPI	S	Opponent	Score	RPI	S	Opponent	Score	RPI	S	Opponent	Score	RPI	S	Opponent	Score		
				35	A	Virginia Tech	65 87	75	A	Georgia	56 84	123	H	Furman	67 72		
				48	A	Charlotte	49 74					131	A	Campbell	44 48		
												174	A	Hampton	58 63		
												248	H	Delaware	67 65		
												251	H	Winthrop	71 59		
												270	A	Longwood	70 80		
												283	A	Appalachian St.	67 56		
												292	H	Presbyterian	53 56		
												308	H	Wofford	67 53		
												320	A	Mercer	65 62		
												335	H	Western Caro.	88 62		
												339	A	Charleston So.	79 52		
LAST 10 Division I																	
				292	H	Presbyterian	53 56	270	A	Longwood	70 80						
				131	A	Campbell	44 48	75	A	Georgia	56 84						
				251	H	Winthrop	71 59	320	A	Mercer	65 62						
				174	A	Hampton	58 63	248	H	Delaware	67 65						
				339	A	Charleston So.	79 52	35	A	Virginia Tech	65 87						

Non-Div I Games:

Gardner-Webb

George Mason

Through Games Of Jan. 17, 2020

Average RPI Win: 222	WON-LOST	WINNING	LAST 10	STRENGTH OF	OPP. STRENGTH	TEAM	ADJ.	CONF.	ADJ CONF.
Average RPI Loss: 147	RECORD	PCT. RANK	GAMES	SCHEDULE	OF SCHEDULE	RPI	RPI	RPI	RPI
DIV. I ONLY	7- 10	219	3-7	152	212	202	202	12	12
DIV. I NON-CONF.	6- 7	182	2-4	141	266	171	171	12	12
TOTALS	RPI 1-25	RPI 26-50	W-L RECORDS	RPI 51-100	RPI 101-150	RPI 150+			
7- 10	0- 0	0- 1	OVERALL	0- 4	1- 1	6- 4			
3- 5	0- 0	0- 1	HOME	0- 2	1- 0	2- 2			
4- 4	0- 0	0- 0	AWAY	0- 1	0- 1	4- 2			
0- 1	0- 0	0- 0	NEUTRAL	0- 1	0- 0	0- 0			
6- 7	0- 0	0- 1	NON-CONFERENCE	0- 2	0- 1	6- 3			
2- 4	0- 0	0- 1	HOME	0- 1	0- 0	2- 2			
4- 2	0- 0	0- 0	AWAY	0- 0	0- 1	4- 1			
0- 1	0- 0	0- 0	NEUTRAL	0- 1	0- 0	0- 0			
1- 3	0- 0	0- 0	CONFERENCE	0- 2	1- 0	0- 1			
1- 1	0- 0	0- 0	HOME	0- 1	1- 0	0- 0			
0- 2	0- 0	0- 0	AWAY	0- 1	0- 0	0- 1			
0- 0	0- 0	0- 0	NEUTRAL	0- 0	0- 0	0- 0			

RPI S	Opponent	Score	RPI S	Opponent	Score	RPI S	Opponent	Score	RPI S	Opponent	Score	Team's RPI: 202
			35 H	Virginia Tech	58 77	64 H	Bucknell	51 64	110 A	Coastal Caro.	59 74	
						82 N	Bradley	59 61	137 H	George Washington	70 60	
						94 H	Davidson	69 76	194 H	American	73 55	
						100 A	Dayton	55 59	204 A	SMU	59 58	
									205 A	Penn St.	78 68	
									221 H	Howard	75 86	
									240 H	UMKC	58 64	
									242 A	Col. of Charleston	72 61	
									248 A	Delaware	44 63	
									265 A	Navy	67 58	
									273 A	St. Bonaventure	47 62	
									307 H	Detroit Mercy	75 62	
LAST 10 Division I												
			94 H	Davidson	69 76	248 A	Delaware	44 63				
			273 A	St. Bonaventure	47 62	221 H	Howard	75 86				
			100 A	Dayton	55 59	265 A	Navy	67 58				
			137 H	George Washington	70 60	64 H	Bucknell	51 64				
			204 A	SMU	59 58	110 A	Coastal Caro.	59 74				

Non-Div I Games:

George Mason

■ Loss,
 ■ Non-Conf,
 ■ S Site,
 ■ H Home
 ■ A Away
 N Neutral

Average RPI Win: 199	WON-LOST	WINNING	LAST 10	STRENGTH OF	OPP. STRENGTH	TEAM	ADJ.	CONF.	ADJ CONF.
Average RPI Loss: 100	RECORD	PCT. RANK	GAMES	SCHEDULE	OF SCHEDULE	RPI	RPI	RPI	RPI
DIV. I ONLY	7- 9	205	4-6	80	141	137	137	12	12
DIV. I NON-CONF.	6- 7	182	3-4	84	146	128	128	12	12
TOTALS	RPI 1-25	RPI 26-50	W-L RECORDS	RPI 51-100	RPI 101-150	RPI 150+			
7- 9	0- 2	0- 1	OVERALL	1- 2	1- 2	5- 2			
3- 4	0- 1	0- 1	HOME	0- 1	1- 1	2- 0			
4- 5	0- 1	0- 0	AWAY	1- 1	0- 1	3- 2			
0- 0	0- 0	0- 0	NEUTRAL	0- 0	0- 0	0- 0			
6- 7	0- 2	0- 1	NON-CONFERENCE	1- 2	0- 1	5- 1			
2- 4	0- 1	0- 1	HOME	0- 1	0- 1	2- 0			
4- 3	0- 1	0- 0	AWAY	1- 1	0- 0	3- 1			
0- 0	0- 0	0- 0	NEUTRAL	0- 0	0- 0	0- 0			
1- 2	0- 0	0- 0	CONFERENCE	0- 0	1- 1	0- 1			
1- 0	0- 0	0- 0	HOME	0- 0	1- 0	0- 0			
0- 2	0- 0	0- 0	AWAY	0- 0	0- 1	0- 1			
0- 0	0- 0	0- 0	NEUTRAL	0- 0	0- 0	0- 0			

RPI 1-25				RPI 26-50				RPI 51-100				RPI 101+ Team's RPI: 137			
RPI	S	Opponent	Score	RPI	S	Opponent	Score	RPI	S	Opponent	Score	RPI	S	Opponent	Score
20	H	Princeton	50 75	41	H	James Madison	50 69	63	H	Minnesota	50 83	115	H	Duquesne	65 60
21	A	Maryland	54 88					77	A	Villanova	68 56	129	A	Fordham	47 53
								87	A	Lehigh	53 59	145	H	William & Mary	51 63
												179	A	Memphis	64 63
												194	A	American	53 66
												200	A	Quinnipiac	78 67
												202	A	George Mason	60 70
												234	H	Georgetown	52 49
												248	A	Delaware	63 49
												343	H	Coppin St.	54 35
LAST 10 Division I															
129	A	Fordham	47 53	41	H	James Madison	50 69	63	H	Minnesota	50 83	200	A	Quinnipiac	78 67
115	H	Duquesne	65 60					248	A	Delaware	63 49				
202	A	George Mason	60 70					343	H	Coppin St.	54 35				
145	H	William & Mary	51 63												
194	A	American	53 66												

Non-Div I Games:

George Washington

■ Loss,
 ■ Non-Conf,
 S Site,
 ■ Home
 ■ Away
 N Neutral

Georgetown

Through Games Of Jan. 17, 2020

Average RPI Win:	248	WON-LOST	WINNING	LAST 10	STRENGTH OF	OPP. STRENGTH	TEAM	ADJ.	CONF.	ADJ CONF.
Average RPI Loss:	103	RECORD	PCT. RANK	GAMES	SCHEDULE	OF SCHEDULE	RPI	RPI	RPI	RPI
DIV. I ONLY	4- 13	297	2-8	144	91	234	234	6	6	
DIV. I NON-CONF.	3- 8	268	1-3	157	216	223	223	6	6	
TOTALS	RPI 1-25	RPI 26-50	W-L RECORDS	RPI 51-100	RPI 101-150	RPI 150+				
4- 13	0- 1	0- 1	OVERALL	0- 5	1- 4	3- 2				
1- 6	0- 1	0- 1	HOME	0- 1	1- 2	0- 1				
3- 6	0- 0	0- 0	AWAY	0- 3	0- 2	3- 1				
0- 1	0- 0	0- 0	NEUTRAL	0- 1	0- 0	0- 0				
3- 8	0- 0	0- 1	NON-CONFERENCE	0- 3	0- 3	3- 1				
0- 3	0- 0	0- 1	HOME	0- 1	0- 1	0- 0				
3- 4	0- 0	0- 0	AWAY	0- 1	0- 2	3- 1				
0- 1	0- 0	0- 0	NEUTRAL	0- 1	0- 0	0- 0				
1- 5	0- 1	0- 0	CONFERENCE	0- 2	1- 1	0- 1				
1- 3	0- 1	0- 0	HOME	0- 0	1- 1	0- 1				
0- 2	0- 0	0- 0	AWAY	0- 2	0- 0	0- 0				
0- 0	0- 0	0- 0	NEUTRAL	0- 0	0- 0	0- 0				

RPI 1-25				RPI 26-50				RPI 51-100				RPI 101+				Team's RPI: 234
RPI	S	Opponent	Score	RPI	S	Opponent	Score	RPI	S	Opponent	Score	RPI	S	Opponent	Score	
22	H	Creighton	56 65	41	H	James Madison	59 66	53	A	Seton Hall	60 79	112	H	Providence	62 53	
								54	A	St. John's (NY)	54 71	121	H	Butler	46 47	
								88	H	Rider	64 65	125	H	Richmond	49 51	
								94	A	Davidson	52 66	129	A	Fordham	54 67	
								95	N	Fresno St.	69 82	137	A	George Washington	49 52	
												165	A	Columbia	49 54	
												216	H	Xavier	64 85	
												276	A	LMU (CA)	64 53	
												301	A	Pittsburgh	66 56	
												302	A	UMES	57 39	
LAST 10 Division I																
121	H	Butler	46 47	22	H	Creighton	56 65	302	A	UMES	57 39	88	H	Rider	64 65	
216	H	Xavier	64 85	53	A	Seton Hall	60 79	129	A	Fordham	54 67	165	A	Columbia	49 54	
54	A	St. John's (NY)	54 71	112	H	Providence	62 53									

Non-Div I Games:

Georgetown

■ Loss,
■ Non-Conf,
■ S Site,
■ H Home
■ A Away
N Neutral

Average RPI Win:	200	WON-LOST	WINNING	LAST 10	STRENGTH OF	OPP. STRENGTH	TEAM	ADJ.	CONF.	ADJ CONF.
Average RPI Loss:	38	RECORD	PCT. RANK	GAMES	SCHEDULE	OF SCHEDULE	RPI	RPI	RPI	RPI
DIV. I ONLY	10- 7	124	5-5	14	155	75	75	5	5	
DIV. I NON-CONF.	9- 4	84	4-2	31	211	71	71	5	5	
TOTALS	RPI 1-25	RPI 26-50	W-L RECORDS	RPI 51-100	RPI 101-150	RPI 150+				
10- 7	0- 3	1- 1	OVERALL	1- 3	2- 0	6- 0				
7- 5	0- 2	0- 1	HOME	1- 2	1- 0	5- 0				
1- 2	0- 1	0- 0	AWAY	0- 1	0- 0	1- 0				
2- 0	0- 0	1- 0	NEUTRAL	0- 0	1- 0	0- 0				
9- 4	0- 2	1- 1	NON-CONFERENCE	1- 1	2- 0	5- 0				
7- 3	0- 1	0- 1	HOME	1- 1	1- 0	5- 0				
0- 1	0- 1	0- 0	AWAY	0- 0	0- 0	0- 0				
2- 0	0- 0	1- 0	NEUTRAL	0- 0	1- 0	0- 0				
1- 3	0- 1	0- 0	CONFERENCE	0- 2	0- 0	1- 0				
0- 2	0- 1	0- 0	HOME	0- 1	0- 0	0- 0				
1- 1	0- 0	0- 0	AWAY	0- 1	0- 0	1- 0				
0- 0	0- 0	0- 0	NEUTRAL	0- 0	0- 0	0- 0				

RPI	S	Opponent	Score	RPI	S	Opponent	Score	RPI	S	Opponent	Score	RPI	S	Opponent	Score
9	H	UCLA	50 59	26	H	Georgia Tech	40 73	58	H	Vanderbilt	55 63	121	N	Butler	69 36
13	A	Baylor	38 72	35	N	Virginia Tech	77 72	69	A	Tennessee	56 73	123	H	Furman	77 48
15	H	Mississippi St.	66 73					77	H	Villanova	58 63	236	H	Gardner-Webb	84 56
								81	H	N.C. A&T	72 54	244	H	Kennesaw St.	80 65
												249	H	East Carolina	67 50
												254	A	Ole Miss	58 51
												320	H	Mercer	76 60
												333	H	USC Upstate	67 53
LAST 10 Division I															
69	A	Tennessee	56 73	236	H	Gardner-Webb	84 56	9	H	UCLA	50 59	123	H	Furman	77 48
58	H	Vanderbilt	55 63	9	H	UCLA	50 59	13	A	Baylor	38 72	35	N	Virginia Tech	77 72
15	H	Mississippi St.	66 73	123	H	Furman	77 48								
254	A	Ole Miss	58 51												
249	H	East Carolina	67 50												

Non-Div I Games:

Georgia

Average RPI Win:	329	WON-LOST	WINNING	LAST 10	STRENGTH OF	OPP. STRENGTH	TEAM	ADJ.	CONF.	ADJ CONF.
Average RPI Loss:	171	RECORD	PCT. RANK	GAMES	SCHEDULE	OF SCHEDULE	RPI	RPI	RPI	RPI
DIV. I ONLY	4- 12	290	3-7	278	305	323	323	22	22	
DIV. I NON-CONF.	3- 8	268	2-3	222	313	309	309	22	22	
TOTALS	RPI 1-25	RPI 26-50	W-L RECORDS	RPI 51-100	RPI 101-150	RPI 150+				
4- 12	0- 1	0- 1	OVERALL	0- 0	0- 3	4- 7				
3- 6	0- 1	0- 0	HOME	0- 0	0- 1	3- 4				
0- 6	0- 0	0- 1	AWAY	0- 0	0- 2	0- 3				
1- 0	0- 0	0- 0	NEUTRAL	0- 0	0- 0	1- 0				
3- 8	0- 1	0- 1	NON-CONFERENCE	0- 0	0- 2	3- 4				
2- 4	0- 1	0- 0	HOME	0- 0	0- 0	2- 3				
0- 4	0- 0	0- 1	AWAY	0- 0	0- 2	0- 1				
1- 0	0- 0	0- 0	NEUTRAL	0- 0	0- 0	1- 0				
1- 4	0- 0	0- 0	CONFERENCE	0- 0	0- 1	1- 3				
1- 2	0- 0	0- 0	HOME	0- 0	0- 1	1- 1				
0- 2	0- 0	0- 0	AWAY	0- 0	0- 0	0- 2				
0- 0	0- 0	0- 0	NEUTRAL	0- 0	0- 0	0- 0				

RPI 1-25				RPI 26-50				RPI 51-100				RPI 101+ Team's RPI: 323			
RPI	S	Opponent	Score	RPI	S	Opponent	Score	RPI	S	Opponent	Score	RPI	S	Opponent	Score
21	H	Maryland	41 114	26	A	Georgia Tech	28 69					108	A	UNC Greensboro	49 64
												123	A	Furman	55 62
												133	H	Louisiana	65 75
												166	H	Toledo	48 74
												206	A	UTEP	68 71
												207	A	Little Rock	46 66
												213	A	Arkansas St.	68 70
												255	H	South Alabama	64 81
												284	H	Alabama A&M	52 67
												310	H	SIUE	74 73
												311	N	New Mexico St.	59 51
												314	H	FIU	63 70
												346	H	La.-Monroe	68 52
												348	H	South Carolina St.	77 52
LAST 10 Division I															
255	H	South Alabama	64 81	310	H	SIUE	74 73								
207	A	Little Rock	46 66	348	H	South Carolina St.	77 52								
213	A	Arkansas St.	68 70	21	H	Maryland	41 114								
346	H	La.-Monroe	68 52	108	A	UNC Greensboro	49 64								
133	H	Louisiana	65 75	123	A	Furman	55 62								

Non-Div I Games:

Georgia St.

■ Loss,
■ Non-Conf,
■ S Site,
■ H Home
■ A Away
N Neutral

Average RPI Win:	143	WON-LOST	WINNING	LAST 10	STRENGTH OF	OPP. STRENGTH	TEAM	ADJ.	CONF.	ADJ CONF.
Average RPI Loss:	33	RECORD	PCT. RANK	GAMES	SCHEDULE	OF SCHEDULE	RPI	RPI	RPI	RPI
DIV. I ONLY	14- 3	25	8-2	88	7	26	26	4	4	
DIV. I NON-CONF.	9- 2	39	3-1	118	64	43	43	3	3	
TOTALS	RPI 1-25	RPI 26-50	W-L RECORDS	RPI 51-100	RPI 101-150	RPI 150+				
14- 3	1- 2	2- 0	OVERALL	3- 1	3- 0	5- 0				
8- 0	0- 0	2- 0	HOME	0- 0	2- 0	4- 0				
4- 1	1- 0	0- 0	AWAY	2- 1	0- 0	1- 0				
2- 2	0- 2	0- 0	NEUTRAL	1- 0	1- 0	0- 0				
9- 2	0- 2	0- 0	NON-CONFERENCE	2- 0	3- 0	4- 0				
5- 0	0- 0	0- 0	HOME	0- 0	2- 0	3- 0				
2- 0	0- 0	0- 0	AWAY	1- 0	0- 0	1- 0				
2- 2	0- 2	0- 0	NEUTRAL	1- 0	1- 0	0- 0				
5- 1	1- 0	2- 0	CONFERENCE	1- 1	0- 0	1- 0				
3- 0	0- 0	2- 0	HOME	0- 0	0- 0	1- 0				
2- 1	1- 0	0- 0	AWAY	1- 1	0- 0	0- 0				
0- 0	0- 0	0- 0	NEUTRAL	0- 0	0- 0	0- 0				

RPI 1-25				RPI 26-50				Team's RPI: 26				RPI 51-100				RPI 101+			
RPI	S	Opponent	Score	RPI	S	Opponent	Score	RPI	S	Opponent	Score	RPI	S	Opponent	Score	RPI	S	Opponent	Score
18	A	Florida St.	67 52	28	H	Virginia	61 51	53	N	Seton Hall	79 54	132	H	Wisconsin	60 41				
19	N	Texas A&M	48 60	40	H	Miami (FL)	61 54	56	A	Wake Forest	60 65	135	N	Rice	54 52				
25	N	Rutgers	43 46					75	A	Georgia	73 40	138	H	Houston	69 38				
								91	A	Syracuse	82 64	182	H	Clemson	49 47				
												210	H	ETSU	87 48				
												244	A	Kennesaw St.	63 47				
												323	H	Georgia St.	69 28				
												327	H	Grambling	89 42				
LAST 10 Division I																			
				91	A	Syracuse	82 64	28	H	Virginia	61 51								
				182	H	Clemson	49 47	135	N	Rice	54 52								
				18	A	Florida St.	67 52	19	N	Texas A&M	48 60								
				56	A	Wake Forest	60 65	210	H	ETSU	87 48								
				40	H	Miami (FL)	61 54	244	A	Kennesaw St.	63 47								

Non-Div I Games:

Georgia Tech

■ Loss,
■ Non-Conf,
■ S Site,
■ H Home
■ A Away
N Neutral

Gonzaga

Through Games Of Jan. 17, 2020

Average RPI Win:	110	WON-LOST	WINNING	LAST 10	STRENGTH OF	OPP. STRENGTH	TEAM	ADJ.	CONF.	ADJ CONF.
Average RPI Loss:	8	RECORD	PCT. RANK	GAMES	SCHEDULE	OF SCHEDULE	RPI	RPI	RPI	RPI
DIV. I ONLY	17- 1	1	10-0	40	12	7	7	11	11	
DIV. I NON-CONF.	11- 1	13	4-0	22	4	3	3	11	11	
TOTALS	RPI 1-25	RPI 26-50	W-L RECORDS	RPI 51-100	RPI 101-150	RPI 150+				
17- 1	2- 1	1- 0	OVERALL	7- 0	3- 0	4- 0				
8- 0	1- 0	0- 0	HOME	4- 0	1- 0	2- 0				
6- 1	0- 1	0- 0	AWAY	2- 0	2- 0	2- 0				
3- 0	1- 0	1- 0	NEUTRAL	1- 0	0- 0	0- 0				
11- 1	2- 1	1- 0	NON-CONFERENCE	5- 0	1- 0	2- 0				
5- 0	1- 0	0- 0	HOME	3- 0	0- 0	1- 0				
3- 1	0- 1	0- 0	AWAY	1- 0	1- 0	1- 0				
3- 0	1- 0	1- 0	NEUTRAL	1- 0	0- 0	0- 0				
6- 0	0- 0	0- 0	CONFERENCE	2- 0	2- 0	2- 0				
3- 0	0- 0	0- 0	HOME	1- 0	1- 0	1- 0				
3- 0	0- 0	0- 0	AWAY	1- 0	1- 0	1- 0				
0- 0	0- 0	0- 0	NEUTRAL	0- 0	0- 0	0- 0				

RPI	S	Opponent	Score	RPI	S	Opponent	Score	RPI	S	Opponent	Score	RPI	S	Opponent	Score
4	H	Missouri St.	64 52	45	N	Middle Tenn.	62 50	61	A	Washington St.	76 53	113	A	Montana St.	70 55
8	A	Stanford	70 76					71	H	UT Martin	78 55	136	H	Portland	62 57
24	N	Purdue	63 50					74	A	BYU	55 43	146	A	Santa Clara	67 52
								76	H	CSU Bakersfield	92 48	152	H	Saint Mary's (CA)	74 49
								90	H	Pacific	68 67	169	A	San Diego	57 42
								93	H	Texas Southern	80 45	224	A	Wyoming	65 54
								100	N	Dayton	76 65	288	H	Eastern Wash.	84 44
LAST 10 Division I															
146	A	Santa Clara	67 52	136	H	Portland	62 57								
90	H	Pacific	68 67	4	H	Missouri St.	64 52								
152	H	Saint Mary's (CA)	74 49	224	A	Wyoming	65 54								
169	A	San Diego	57 42	93	H	Texas Southern	80 45								
74	A	BYU	55 43	61	A	Washington St.	76 53								

Non-Div I Games:

Gonzaga

■ Loss,
■ Non-Conf, S Site,
■ Home
■ Away
N Neutral

Grambling

Through Games Of Jan. 17, 2020

Average RPI Win:	284	WON-LOST	WINNING	LAST 10	STRENGTH OF	OPP. STRENGTH	TEAM	ADJ.	CONF.	ADJ CONF.
Average RPI Loss:	187	RECORD	PCT. RANK	GAMES	SCHEDULE	OF SCHEDULE	RPI	RPI	RPI	RPI
DIV. I ONLY	1- 13	342	1-9	191	285	327	327	31	31	
DIV. I NON-CONF.	0- 10	338	0-6	49	249	302	302	29	29	
TOTALS	RPI 1-25	RPI 26-50	W-L RECORDS	RPI 51-100	RPI 101-150	RPI 150+				
1- 13	0- 2	0- 1	OVERALL	0- 0	0- 3	1- 7				
1- 3	0- 0	0- 0	HOME	0- 0	0- 2	1- 1				
0- 9	0- 2	0- 1	AWAY	0- 0	0- 1	0- 5				
0- 1	0- 0	0- 0	NEUTRAL	0- 0	0- 0	0- 1				
0- 10	0- 2	0- 1	NON-CONFERENCE	0- 0	0- 3	0- 4				
0- 2	0- 0	0- 0	HOME	0- 0	0- 2	0- 0				
0- 7	0- 2	0- 1	AWAY	0- 0	0- 1	0- 3				
0- 1	0- 0	0- 0	NEUTRAL	0- 0	0- 0	0- 1				
1- 3	0- 0	0- 0	CONFERENCE	0- 0	0- 0	1- 3				
1- 1	0- 0	0- 0	HOME	0- 0	0- 0	1- 1				
0- 2	0- 0	0- 0	AWAY	0- 0	0- 0	0- 2				
0- 0	0- 0	0- 0	NEUTRAL	0- 0	0- 0	0- 0				

RPI 1-25				RPI 26-50				RPI 51-100				RPI 101+ Team's RPI: 327			
RPI	S	Opponent	Score	RPI	S	Opponent	Score	RPI	S	Opponent	Score	RPI	S	Opponent	Score
13	A	Baylor	46 120	26	A	Georgia Tech	42 89					107	H	UT Arlington	54 88
16	A	Kentucky	35 81									142	H	Florida	65 72
												144	A	Wichita St.	65 77
												196	N	Binghamton	67 88
												237	A	Louisiana Tech	66 70
												264	A	Southern U.	57 81
												284	H	Alabama A&M	69 59
												306	H	Alabama St.	59 73
												314	A	FIU	55 56
												328	A	Alcorn	54 80
												344	A	Northwestern St.	61 65
LAST 10 Division I															
				328	A	Alcorn	54 80	196	N	Binghamton	67 88				
				264	A	Southern U.	57 81	314	A	FIU	55 56				
				306	H	Alabama St.	59 73	237	A	Louisiana Tech	66 70				
				284	H	Alabama A&M	69 59	344	A	Northwestern St.	61 65				
				144	A	Wichita St.	65 77	16	A	Kentucky	35 81				

Non-Div I Games: Centenary (LA) 106 42

Grambling

Loss, Non-Conf, S Site, H Home A Away N Neutral

Grand Canyon

Through Games Of Jan. 17, 2020

Average RPI Win:	255	WON-LOST	WINNING	LAST 10	STRENGTH OF	OPP. STRENGTH	TEAM	ADJ.	CONF.	ADJ CONF.
Average RPI Loss:	147	RECORD	PCT. RANK	GAMES	SCHEDULE	OF SCHEDULE	RPI	RPI	RPI	RPI
DIV. I ONLY	5- 7	218	4-6	214	259	246	246	32	32	
DIV. I NON-CONF.	3- 6	235	2-5	135	254	258	258	32	32	
TOTALS	RPI 1-25	RPI 26-50	W-L RECORDS	RPI 51-100	RPI 101-150	RPI 150+				
5- 7	0- 0	0- 0	OVERALL	0- 1	0- 2	5- 4				
4- 3	0- 0	0- 0	HOME	0- 1	0- 0	4- 2				
1- 4	0- 0	0- 0	AWAY	0- 0	0- 2	1- 2				
0- 0	0- 0	0- 0	NEUTRAL	0- 0	0- 0	0- 0				
3- 6	0- 0	0- 0	NON-CONFERENCE	0- 0	0- 2	3- 4				
3- 2	0- 0	0- 0	HOME	0- 0	0- 0	3- 2				
0- 4	0- 0	0- 0	AWAY	0- 0	0- 2	0- 2				
0- 0	0- 0	0- 0	NEUTRAL	0- 0	0- 0	0- 0				
2- 1	0- 0	0- 0	CONFERENCE	0- 1	0- 0	2- 0				
1- 1	0- 0	0- 0	HOME	0- 1	0- 0	1- 0				
1- 0	0- 0	0- 0	AWAY	0- 0	0- 0	1- 0				
0- 0	0- 0	0- 0	NEUTRAL	0- 0	0- 0	0- 0				

RPI 1-25				RPI 26-50				RPI 51-100				RPI 101+ Team's RPI: 246					
RPI	S	Opponent	Score	RPI	S	Opponent	Score	RPI	S	Opponent	Score	RPI	S	Opponent	Score		
								76	H	CSU Bakersfield	54	59	101	A	California	53	72
													136	A	Portland	41	73
													154	H	North Dakota	76	78
													161	H	Southern Utah	69	65
													168	A	Montana	67	72
													188	A	Portland St.	46	69
													201	H	UNLV	53	51
													209	H	Cal St. Fullerton	70	80
													266	H	UC Santa Barbara	58	57
													298	A	California Baptist	62	58
													349	H	Chicago St.	69	49
LAST 10 Division I																	
349	H	Chicago St.	69	49	201	H	UNLV	53	51								
298	A	California Baptist	62	58	136	A	Portland	41	73								
76	H	CSU Bakersfield	54	59	188	A	Portland St.	46	69								
101	A	California	53	72	209	H	Cal St. Fullerton	70	80								
266	H	UC Santa Barbara	58	57	168	A	Montana	67	72								

Non-Div I Games: Benedictine Mesa 72 53 Whittier 77 41

Grand Canyon

Loss, Non-Conf, S Site, H Home A Away N Neutral

Average RPI Win:	206	WON-LOST	WINNING	LAST 10	STRENGTH OF	OPP. STRENGTH	TEAM	ADJ.	CONF.	ADJ CONF.
Average RPI Loss:	100	RECORD	PCT. RANK	GAMES	SCHEDULE	OF SCHEDULE	RPI	RPI	RPI	RPI
DIV. I ONLY	8- 10	204	3-7	125	93	178	178	19	19	
DIV. I NON-CONF.	5- 7	205	0-4	54	28	120	120	18	18	
TOTALS	RPI 1-25	RPI 26-50	W-L RECORDS	RPI 51-100	RPI 101-150	RPI 150+				
8- 10	0- 2	1- 2	OVERALL	1- 3	0- 1	6- 2				
3- 6	0- 1	0- 2	HOME	0- 2	0- 1	3- 0				
3- 3	0- 0	1- 0	AWAY	0- 1	0- 0	2- 2				
2- 1	0- 1	0- 0	NEUTRAL	1- 0	0- 0	1- 0				
5- 7	0- 2	1- 2	NON-CONFERENCE	1- 2	0- 0	3- 1				
1- 4	0- 1	0- 2	HOME	0- 1	0- 0	1- 0				
2- 2	0- 0	1- 0	AWAY	0- 1	0- 0	1- 1				
2- 1	0- 1	0- 0	NEUTRAL	1- 0	0- 0	1- 0				
3- 3	0- 0	0- 0	CONFERENCE	0- 1	0- 1	3- 1				
2- 2	0- 0	0- 0	HOME	0- 1	0- 1	2- 0				
1- 1	0- 0	0- 0	AWAY	0- 0	0- 0	1- 1				
0- 0	0- 0	0- 0	NEUTRAL	0- 0	0- 0	0- 0				

RPI S	Opponent	Score	RPI S	Opponent	Score	RPI S	Opponent	Score	RPI S	Opponent	Score	Team's RPI: 178
12 H	DePaul	65 76	27 A	Central Mich.	111 105	57 H	IUPUI	42 54	139 H	Wright St.	58 70	
15 N	Mississippi St.	58 83	34 H	Marquette	47 60	84 H	South Dakota St.	55 60	158 H	Missouri	72 64	
			49 H	South Dakota	60 66	85 A	Marist	60 72	203 N	Bowling Green	73 54	
						91 N	Syracuse	79 73	230 H	Northern Ky.	65 44	
									250 A	Maine	60 61	
									277 A	Oakland	88 93	
									281 H	Milwaukee	61 48	
									307 A	Detroit Mercy	65 48	
									349 A	Chicago St.	102 46	
LAST 10 Division I												
57 H	IUPUI	42 54	230 H	Northern Ky.	65 44							
307 A	Detroit Mercy	65 48	84 H	South Dakota St.	55 60							
277 A	Oakland	88 93	85 A	Marist	60 72							
281 H	Milwaukee	61 48	250 A	Maine	60 61							
139 H	Wright St.	58 70	12 H	DePaul	65 76							

Non-Div I Games:

Green Bay

■ Loss,
 ■ Non-Conf, S Site,
 ■ Home
 ■ Away
 N Neutral

RPI 1-25				RPI 26-50				RPI 51-100				RPI 101+				Team's RPI: 174	
RPI	S	Opponent	Score	RPI	S	Opponent	Score	RPI	S	Opponent	Score	RPI	S	Opponent	Score		
				37	A	Old Dominion	38 75					103	H	Liberty	59 83		
								70	A	Alabama	64 61	123	A	Furman	65 70		
												125	N	Richmond	69 65		
												131	H	Campbell	31 68		
												160	H	Norfolk St.	56 77		
												191	H	Fla. Atlantic	63 64		
												208	N	Mt. St. Mary's	68 60		
												215	A	Chattanooga	84 55		
												236	H	Gardner-Webb	63 58		
												238	H	UNC Asheville	68 59		
												251	A	Winthrop	66 72		
												263	H	Radford	51 48		
												292	A	Presbyterian	71 42		
												333	H	USC Upstate	60 40		
LAST 10 Division I																	
				333	H	USC Upstate	60 40	238	H	UNC Asheville	68 59						
				131	H	Campbell	31 68	251	A	Winthrop	66 72						
				263	H	Radford	51 48	125	N	Richmond	69 65						
				292	A	Presbyterian	71 42	37	A	Old Dominion	38 75						
				236	H	Gardner-Webb	63 58	208	N	Mt. St. Mary's	68 60						

Hampton

Hartford

Through Games Of Jan. 17, 2020

Average RPI Win:	0	WON-LOST	WINNING	LAST 10	STRENGTH OF	OPP. STRENGTH	TEAM	ADJ.	CONF.	ADJ CONF.
Average RPI Loss:	184	RECORD	PCT. RANK	GAMES	SCHEDULE	OF SCHEDULE	RPI	RPI	RPI	RPI
DIV. I ONLY	0- 17	347	0-10	174	300	336	336	28	28	
DIV. I NON-CONF.	0- 13	338	0-6	177	294	333	333	28	28	
TOTALS	RPI 1-25	RPI 26-50	W-L RECORDS	RPI 51-100	RPI 101-150	RPI 150+				
0- 17	0- 1	0- 0	OVERALL	0- 1	0- 6	0- 9				
0- 7	0- 0	0- 0	HOME	0- 0	0- 1	0- 6				
0- 10	0- 1	0- 0	AWAY	0- 1	0- 5	0- 3				
0- 0	0- 0	0- 0	NEUTRAL	0- 0	0- 0	0- 0				
0- 13	0- 1	0- 0	NON-CONFERENCE	0- 1	0- 5	0- 6				
0- 6	0- 0	0- 0	HOME	0- 0	0- 1	0- 5				
0- 7	0- 1	0- 0	AWAY	0- 1	0- 4	0- 1				
0- 0	0- 0	0- 0	NEUTRAL	0- 0	0- 0	0- 0				
0- 4	0- 0	0- 0	CONFERENCE	0- 0	0- 1	0- 3				
0- 1	0- 0	0- 0	HOME	0- 0	0- 0	0- 1				
0- 3	0- 0	0- 0	AWAY	0- 0	0- 1	0- 2				
0- 0	0- 0	0- 0	NEUTRAL	0- 0	0- 0	0- 0				

RPI 1-25				RPI 26-50				RPI 51-100				RPI 101+ Team's RPI: 336			
RPI	S	Opponent	Score	RPI	S	Opponent	Score	RPI	S	Opponent	Score	RPI	S	Opponent	Score
20	A	Princeton	42 73					96	A	Michigan St.	34 79	104	A	Stony Brook	55 66
												112	H	Providence	57 75
												120	A	Massachusetts	48 74
												122	A	Penn	46 74
												143	A	Harvard	44 53
												145	A	William & Mary	44 61
												162	A	Northeastern	47 60
												170	H	Rhode Island	56 68
												200	H	Quinnipiac	50 87
												223	H	UMass Lowell	63 68
												250	A	Maine	73 87
												291	A	New Hampshire	71 72
												315	H	Hofstra	41 43
												321	H	NJIT	52 61
												342	H	Central Conn. St.	54 61
LAST 10 Division I															
104	A	Stony Brook	55 66	342	H	Central Conn. St.	54 61								
223	H	UMass Lowell	63 68	162	A	Northeastern	47 60								
291	A	New Hampshire	71 72	20	A	Princeton	42 73								
250	A	Maine	73 87	321	H	NJIT	52 61								
200	H	Quinnipiac	50 87	122	A	Penn	46 74								

Non-Div I Games:

Hartford

■ Loss,
 ■ Non-Conf,
 ■ S Site,
 ■ H Home
 ■ A Away
 N Neutral

Harvard

Through Games Of Jan. 17, 2020

Average RPI Win:	219	WON-LOST	WINNING	LAST 10	STRENGTH OF	OPP. STRENGTH	TEAM	ADJ.	CONF.	ADJ CONF.
Average RPI Loss:	140	RECORD	PCT. RANK	GAMES	SCHEDULE	OF SCHEDULE	RPI	RPI	RPI	RPI
DIV. I ONLY	9- 5	93	6-4	286	104	143	143	8	8	
DIV. I NON-CONF.	9- 4	84	6-3	290	102	130	130	9	9	
TOTALS	RPI 1-25	RPI 26-50	W-L RECORDS	RPI 51-100	RPI 101-150	RPI 150+				
9- 5	0- 1	0- 0	OVERALL	0- 0	1- 0	8- 4				
4- 1	0- 0	0- 0	HOME	0- 0	1- 0	3- 1				
5- 3	0- 1	0- 0	AWAY	0- 0	0- 0	5- 2				
0- 1	0- 0	0- 0	NEUTRAL	0- 0	0- 0	0- 1				
9- 4	0- 1	0- 0	NON-CONFERENCE	0- 0	1- 0	8- 3				
4- 1	0- 0	0- 0	HOME	0- 0	1- 0	3- 1				
5- 2	0- 1	0- 0	AWAY	0- 0	0- 0	5- 1				
0- 1	0- 0	0- 0	NEUTRAL	0- 0	0- 0	0- 1				
0- 1	0- 0	0- 0	CONFERENCE	0- 0	0- 0	0- 1				
0- 0	0- 0	0- 0	HOME	0- 0	0- 0	0- 0				
0- 1	0- 0	0- 0	AWAY	0- 0	0- 0	0- 1				
0- 0	0- 0	0- 0	NEUTRAL	0- 0	0- 0	0- 0				

RPI	S	Opponent	Score	RPI	S	Opponent	Score	RPI	S	Opponent	Score	RPI	S	Opponent	Score	Team's RPI: 143
25	A	Rutgers	46 74									101	H	California	56 53	
												153	A	Dartmouth	62 63	
												162	H	Northeastern	44 46	
												164	N	Saint Joseph's	39 63	
												170	H	Rhode Island	61 58	
												191	A	Fla. Atlantic	65 51	
												195	A	Boston U.	66 39	
												198	A	La Salle	69 75	
												200	A	Quinnipiac	77 68	
												212	A	Northern Ill.	59 53	
												250	A	Maine	69 40	
												316	H	Siena	68 51	
												336	H	Hartford	53 44	
LAST 10 Division I																
153	A	Dartmouth	62 63	162	H	Northeastern	44 46									
170	H	Rhode Island	61 58	200	A	Quinnipiac	77 68									
191	A	Fla. Atlantic	65 51	195	A	Boston U.	66 39									
164	N	Saint Joseph's	39 63	336	H	Hartford	53 44									
250	A	Maine	69 40	25	A	Rutgers	46 74									

Non-Div I Games:

Harvard

Loss, Non-Conf, S Site, H Home A Away N Neutral

Hawaii

Through Games Of Jan. 17, 2020

Average RPI Win:	199	WON-LOST	WINNING	LAST 10	STRENGTH OF	OPP. STRENGTH	TEAM	ADJ.	CONF.	ADJ CONF.
Average RPI Loss:	153	RECORD	PCT. RANK	GAMES	SCHEDULE	OF SCHEDULE	RPI	RPI	RPI	RPI
DIV. I ONLY	6- 9	223	3-7	115	186	197	197	26	26	
DIV. I NON-CONF.	5- 7	205	2-5	62	181	157	157	26	26	
TOTALS	RPI 1-25	RPI 26-50	W-L RECORDS	RPI 51-100	RPI 101-150	RPI 150+				
6- 9	0- 2	0- 0	OVERALL	2- 1	0- 2	4- 4				
4- 4	0- 1	0- 0	HOME	1- 1	0- 1	3- 1				
2- 5	0- 1	0- 0	AWAY	1- 0	0- 1	1- 3				
0- 0	0- 0	0- 0	NEUTRAL	0- 0	0- 0	0- 0				
5- 7	0- 2	0- 0	NON-CONFERENCE	2- 1	0- 2	3- 2				
3- 4	0- 1	0- 0	HOME	1- 1	0- 1	2- 1				
2- 3	0- 1	0- 0	AWAY	1- 0	0- 1	1- 1				
0- 0	0- 0	0- 0	NEUTRAL	0- 0	0- 0	0- 0				
1- 2	0- 0	0- 0	CONFERENCE	0- 0	0- 0	1- 2				
1- 0	0- 0	0- 0	HOME	0- 0	0- 0	1- 0				
0- 2	0- 0	0- 0	AWAY	0- 0	0- 0	0- 2				
0- 0	0- 0	0- 0	NEUTRAL	0- 0	0- 0	0- 0				

RPI 1-25				RPI 26-50				RPI 51-100				RPI 101+ Team's RPI: 197			
RPI	S	Opponent	Score	RPI	S	Opponent	Score	RPI	S	Opponent	Score	RPI	S	Opponent	Score
5	A	Oregon St.	32 64					60	H	Texas	73 60	122	H	Penn	55 70
17	H	NC State	59 68					93	H	Texas Southern	57 74	128	A	Idaho	52 67
								97	A	Washington	62 50	231	A	UC Davis	49 62
												233	A	Pepperdine	52 51
												235	A	CSUN	54 58
												241	H	UC Riverside	80 57
												266	H	North Texas	60 66
												271	H	San Diego St.	61 58
												276	A	LMU (CA)	51 65
												290	H	UTSA	62 50
LAST 10 Division I															
241	H	UC Riverside	80 57	97	A	Washington	62 50	5	A	Oregon St.	32 64				
231	A	UC Davis	49 62	60	H	Texas	73 60	17	H	NC State	59 68				
235	A	CSUN	54 58	266	H	North Texas	60 66								
122	H	Penn	55 70												
128	A	Idaho	52 67												

Non-Div I Games: Hope Int'l 86 49

Hawaii

Loss, Non-Conf, S Site, H Home A Away N Neutral

High Point

Through Games Of Jan. 17, 2020

Average RPI Win:	293	WON-LOST	WINNING	LAST 10	STRENGTH OF	OPP. STRENGTH	TEAM	ADJ.	CONF.	ADJ CONF.
Average RPI Loss:	158	RECORD	PCT. RANK	GAMES	SCHEDULE	OF SCHEDULE	RPI	RPI	RPI	RPI
DIV. I ONLY	5- 10	253	4-6	249	282	269	269	27	27	
DIV. I NON-CONF.	2- 7	288	1-3	198	190	283	283	27	27	
TOTALS	RPI 1-25	RPI 26-50	W-L RECORDS	RPI 51-100	RPI 101-150	RPI 150+				
5- 10	0- 0	0- 1	OVERALL	0- 1	0- 3	5- 5				
3- 2	0- 0	0- 0	HOME	0- 1	0- 0	3- 1				
2- 8	0- 0	0- 1	AWAY	0- 0	0- 3	2- 4				
0- 0	0- 0	0- 0	NEUTRAL	0- 0	0- 0	0- 0				
2- 7	0- 0	0- 1	NON-CONFERENCE	0- 1	0- 2	2- 3				
1- 2	0- 0	0- 0	HOME	0- 1	0- 0	1- 1				
1- 5	0- 0	0- 1	AWAY	0- 0	0- 2	1- 2				
0- 0	0- 0	0- 0	NEUTRAL	0- 0	0- 0	0- 0				
3- 3	0- 0	0- 0	CONFERENCE	0- 0	0- 1	3- 2				
2- 0	0- 0	0- 0	HOME	0- 0	0- 0	2- 0				
1- 3	0- 0	0- 0	AWAY	0- 0	0- 1	1- 2				
0- 0	0- 0	0- 0	NEUTRAL	0- 0	0- 0	0- 0				

RPI S	Opponent	Score	RPI S	Opponent	Score	RPI S	Opponent	Score	RPI S	Opponent	Score	Team's RPI: 269
42	A Duke	57 93	94	H Davidson	63 73	108	A UNC Greensboro	70 82	121	A Butler	52 74	
						131	A Campbell	36 73	160	A Norfolk St.	58 72	
						194	A American	48 56	210	H ETSU	80 62	
						238	A UNC Asheville	60 76	242	H Col. of Charleston	70 79	
						251	A Winthrop	63 69	263	H Radford	68 58	
						322	A N.C. Central	78 58	333	H USC Upstate	85 46	
						339	A Charleston So.	84 70				
LAST 10 Division I												
339	A Charleston So.	84 70	131	A Campbell	36 73							
238	A UNC Asheville	60 76	108	A UNC Greensboro	70 82							
263	H Radford	68 58	121	A Butler	52 74							
333	H USC Upstate	85 46	94	H Davidson	63 73							
251	A Winthrop	63 69	322	A N.C. Central	78 58							

Non-Div I Games:

High Point

Loss, Non-Conf, S Site, H Home A Away N Neutral

Hofstra

Through Games Of Jan. 17, 2020

Average RPI Win: 255	WON-LOST	WINNING	LAST 10	STRENGTH OF	OPP. STRENGTH	TEAM	ADJ.	CONF.	ADJ CONF.
Average RPI Loss: 193	RECORD	PCT. RANK	GAMES	SCHEDULE	OF SCHEDULE	RPI	RPI	RPI	RPI
DIV. I ONLY	3- 12	307	2-8	241	336	315	315	14	14
DIV. I NON-CONF.	3- 8	268	2-4	270	344	316	316	13	13
TOTALS	RPI 1-25	RPI 26-50	W-L RECORDS	RPI 51-100	RPI 101-150	RPI 150+			
3- 12	0- 0	0- 0	OVERALL	0- 1	1- 3	2- 8			
2- 4	0- 0	0- 0	HOME	0- 0	1- 2	1- 2			
1- 6	0- 0	0- 0	AWAY	0- 1	0- 0	1- 5			
0- 2	0- 0	0- 0	NEUTRAL	0- 0	0- 1	0- 1			
3- 8	0- 0	0- 0	NON-CONFERENCE	0- 0	1- 2	2- 6			
2- 3	0- 0	0- 0	HOME	0- 0	1- 1	1- 2			
1- 3	0- 0	0- 0	AWAY	0- 0	0- 0	1- 3			
0- 2	0- 0	0- 0	NEUTRAL	0- 0	0- 1	0- 1			
0- 4	0- 0	0- 0	CONFERENCE	0- 1	0- 1	0- 2			
0- 1	0- 0	0- 0	HOME	0- 0	0- 1	0- 0			
0- 3	0- 0	0- 0	AWAY	0- 1	0- 0	0- 2			
0- 0	0- 0	0- 0	NEUTRAL	0- 0	0- 0	0- 0			

RPI S	Opponent	Score	RPI S	Opponent	Score	RPI S	Opponent	Score	RPI S	Opponent	Score	Team's RPI: 315
						83 A	Drexel	54 74	104 H	Stony Brook	38 81	
									131 H	Campbell	58 55	
									138 N	Houston	44 54	
									145 H	William & Mary	53 66	
									151 N	Samford	45 65	
									162 A	Northeastern	51 74	
									187 H	Cleveland St.	51 61	
									221 H	Howard	64 73	
									248 A	Delaware	59 80	
									259 A	Fairfield	64 73	
									268 A	Sacred Heart	44 71	
									299 H	Morgan St.	51 39	
									336 A	Hartford	43 41	
									347 A	LIU Brooklyn	46 85	
LAST 10 Division I												
145 H	William & Mary	53 66	138 N	Houston	44 54							
83 A	Drexel	54 74	131 H	Campbell	58 55							
248 A	Delaware	59 80	259 A	Fairfield	64 73							
162 A	Northeastern	51 74	299 H	Morgan St.	51 39							
151 N	Samford	45 65	347 A	LIU Brooklyn	46 85							

Non-Div I Games:

Hofstra

Loss, Non-Conf, S Site, H Home A Away N Neutral

Holy Cross

Through Games Of Jan. 17, 2020

Average RPI Win:	241	WON-LOST	WINNING	LAST 10	STRENGTH OF	OPP. STRENGTH	TEAM	ADJ.	CONF.	ADJ CONF.
Average RPI Loss:	137	RECORD	PCT. RANK	GAMES	SCHEDULE	OF SCHEDULE	RPI	RPI	RPI	RPI
DIV. I ONLY	10- 6	101	6-4	263	198	141	141	15	15	
DIV. I NON-CONF.	7- 4	100	3-2	231	240	107	107	15	15	
TOTALS	RPI 1-25	RPI 26-50	W-L RECORDS	RPI 51-100	RPI 101-150	RPI 150+				
10- 6	0- 0	0- 0	OVERALL	0- 2	1- 2	9- 2				
5- 1	0- 0	0- 0	HOME	0- 1	1- 0	4- 0				
5- 5	0- 0	0- 0	AWAY	0- 1	0- 2	5- 2				
0- 0	0- 0	0- 0	NEUTRAL	0- 0	0- 0	0- 0				
7- 4	0- 0	0- 0	NON-CONFERENCE	0- 1	1- 2	6- 1				
4- 0	0- 0	0- 0	HOME	0- 0	1- 0	3- 0				
3- 4	0- 0	0- 0	AWAY	0- 1	0- 2	3- 1				
0- 0	0- 0	0- 0	NEUTRAL	0- 0	0- 0	0- 0				
3- 2	0- 0	0- 0	CONFERENCE	0- 1	0- 0	3- 1				
1- 1	0- 0	0- 0	HOME	0- 1	0- 0	1- 0				
2- 1	0- 0	0- 0	AWAY	0- 0	0- 0	2- 1				
0- 0	0- 0	0- 0	NEUTRAL	0- 0	0- 0	0- 0				

RPI S	Opponent	Score	RPI S	Opponent	Score	RPI S	Opponent	Score	RPI S	Opponent	Score	Team's RPI: 141
						64	H Bucknell	40 51	104	H Boston College	80 71	
						98	A North Florida	60 80	120	A Massachusetts	72 75	
									126	A Illinois	75 78	
									170	A Rhode Island	58 73	
									181	H Merrimack	68 42	
									226	A Stetson	75 63	
									229	A Brown	83 71	
									243	H Lafayette	57 56	
									245	A Army West Point	48 61	
									265	A Navy	58 49	
									268	A Sacred Heart	65 52	
									285	A Loyola Maryland	64 56	
									291	H New Hampshire	82 61	
									317	H Bryant	87 75	
LAST 10 Division I												
245	A Army West Point	48 61	226	A Stetson	75 63							
64	H Bucknell	40 51	98	A North Florida	60 80							
243	H Lafayette	57 56	291	H New Hampshire	82 61							
265	A Navy	58 49	268	A Sacred Heart	65 52							
285	A Loyola Maryland	64 56	120	A Massachusetts	72 75							

Non-Div I Games:

Holy Cross

Loss, Non-Conf, S Site, H Home A Away N Neutral

Average RPI Win:	223	WON-LOST	WINNING	LAST 10	STRENGTH OF	OPP. STRENGTH	TEAM	ADJ.	CONF.	ADJ CONF.
Average RPI Loss:	84	RECORD	PCT. RANK	GAMES	SCHEDULE	OF SCHEDULE	RPI	RPI	RPI	RPI
DIV. I ONLY	8- 9	189	4-6	64	90	138	138	9	9	
DIV. I NON-CONF.	7- 7	164	3-4	103	141	141	141	8	8	
TOTALS	RPI 1-25	RPI 26-50	W-L RECORDS	RPI 51-100	RPI 101-150	RPI 150+				
8- 9	1- 2	0- 3	OVERALL	0- 1	0- 1	7- 2				
6- 2	1- 0	0- 2	HOME	0- 0	0- 0	5- 0				
0- 5	0- 2	0- 1	AWAY	0- 0	0- 1	0- 1				
2- 2	0- 0	0- 0	NEUTRAL	0- 1	0- 0	2- 1				
7- 7	1- 1	0- 2	NON-CONFERENCE	0- 1	0- 1	6- 2				
5- 1	1- 0	0- 1	HOME	0- 0	0- 0	4- 0				
0- 4	0- 1	0- 1	AWAY	0- 0	0- 1	0- 1				
2- 2	0- 0	0- 0	NEUTRAL	0- 1	0- 0	2- 1				
1- 2	0- 1	0- 1	CONFERENCE	0- 0	0- 0	1- 0				
1- 1	0- 0	0- 1	HOME	0- 0	0- 0	1- 0				
0- 1	0- 1	0- 0	AWAY	0- 0	0- 0	0- 0				
0- 0	0- 0	0- 0	NEUTRAL	0- 0	0- 0	0- 0				

RPI	S	Opponent	Score	RPI	S	Opponent	Score	RPI	S	Opponent	Score	RPI	S	Opponent	Score	Team's RPI: 138
3	A	UConn	51 91	26	A	Georgia Tech	38 69	91	N	Syracuse	62 87	129	A	Fordham	54 63	
19	A	Texas A&M	43 72	38	H	FGCU	45 57					172	A	New Mexico	71 81	
23	H	Oklahoma	85 69	50	H	Temple	58 61					173	H	Southern Miss.	75 60	
												179	H	Memphis	75 65	
												232	N	San Francisco	57 80	
												237	H	Louisiana Tech	67 53	
												261	H	Southeastern La.	78 65	
												298	N	California Baptist	96 75	
												300	H	Houston Baptist	82 60	
												315	N	Hofstra	54 44	
LAST 10 Division I																
3	A	UConn	51 91	173	H	Southern Miss.	75 60									
50	H	Temple	58 61	19	A	Texas A&M	43 72									
179	H	Memphis	75 65	237	H	Louisiana Tech	67 53									
129	A	Fordham	54 63	38	H	FGCU	45 57									
315	N	Hofstra	54 44	232	N	San Francisco	57 80									

Non-Div I Games:

Houston

■ Loss,
■ Non-Conf,
■ S Site,
■ H Home
■ A Away
N Neutral

Houston Baptist

Through Games Of Jan. 17, 2020

Average RPI Win:	287	WON-LOST	WINNING	LAST 10	STRENGTH OF	OPP. STRENGTH	TEAM	ADJ.	CONF.	ADJ CONF.
Average RPI Loss:	188	RECORD	PCT. RANK	GAMES	SCHEDULE	OF SCHEDULE	RPI	RPI	RPI	RPI
DIV. I ONLY	2- 10	322	2-8	243	308	300	300	25	25	
DIV. I NON-CONF.	2- 5	259	2-3	112	296	180	180	23	23	
TOTALS	RPI 1-25	RPI 26-50	W-L RECORDS	RPI 51-100	RPI 101-150	RPI 150+				
2- 10	0- 1	0- 0	OVERALL	0- 0	0- 3	2- 6				
0- 3	0- 0	0- 0	HOME	0- 0	0- 1	0- 2				
2- 7	0- 1	0- 0	AWAY	0- 0	0- 2	2- 4				
0- 0	0- 0	0- 0	NEUTRAL	0- 0	0- 0	0- 0				
2- 5	0- 1	0- 0	NON-CONFERENCE	0- 0	0- 2	2- 2				
0- 1	0- 0	0- 0	HOME	0- 0	0- 0	0- 1				
2- 4	0- 1	0- 0	AWAY	0- 0	0- 2	2- 1				
0- 0	0- 0	0- 0	NEUTRAL	0- 0	0- 0	0- 0				
0- 5	0- 0	0- 0	CONFERENCE	0- 0	0- 1	0- 4				
0- 2	0- 0	0- 0	HOME	0- 0	0- 1	0- 1				
0- 3	0- 0	0- 0	AWAY	0- 0	0- 0	0- 3				
0- 0	0- 0	0- 0	NEUTRAL	0- 0	0- 0	0- 0				

RPI 1-25				RPI 26-50				RPI 51-100				RPI 101+ Team's RPI: 300			
RPI	S	Opponent	Score	RPI	S	Opponent	Score	RPI	S	Opponent	Score	RPI	S	Opponent	Score
13	A	Baylor	42 112									138	A	Houston	60 82
												144	A	Wichita St.	42 59
												148	H	SFA	42 59
												189	A	Texas Tech	51 59
												193	A	Lamar University	53 60
												214	H	Northern Ariz.	62 79
												227	A	Oral Roberts	74 73
												239	A	Central Ark.	39 63
												261	H	Southeastern La.	59 69
												344	A	Northwestern St.	60 69
												346	A	La.-Monroe	72 65
LAST 10 Division I															
193	A	Lamar University	53 60	189	A	Texas Tech	51 59								
344	A	Northwestern St.	60 69	346	A	La.-Monroe	72 65								
239	A	Central Ark.	39 63	214	H	Northern Ariz.	62 79								
261	H	Southeastern La.	59 69	144	A	Wichita St.	42 59								
148	H	SFA	42 59	227	A	Oral Roberts	74 73								

Non-Div I Games: LSU-Shreveport 67 44 Paul Quinn 63 34

Houston Baptist

Loss, Non-Conf, S Site, H Home A Away N Neutral

Average RPI Win:	291	WON-LOST	WINNING	LAST 10	STRENGTH OF	OPP. STRENGTH	TEAM	ADJ.	CONF.	ADJ CONF.
Average RPI Loss:	122	RECORD	PCT. RANK	GAMES	SCHEDULE	OF SCHEDULE	RPI	RPI	RPI	RPI
DIV. I ONLY	10- 7	124	6-4	316	255	221	221	30	30	
DIV. I NON-CONF.	8- 5	117	4-2	301	245	183	183	31	31	
TOTALS	RPI 1-25	RPI 26-50	W-L RECORDS	RPI 51-100	RPI 101-150	RPI 150+				
10- 7	0- 0	0- 0	OVERALL	0- 4	0- 0	10- 3				
4- 3	0- 0	0- 0	HOME	0- 0	0- 0	4- 3				
6- 2	0- 0	0- 0	AWAY	0- 2	0- 0	6- 0				
0- 2	0- 0	0- 0	NEUTRAL	0- 2	0- 0	0- 0				
8- 5	0- 0	0- 0	NON-CONFERENCE	0- 4	0- 0	8- 1				
3- 1	0- 0	0- 0	HOME	0- 0	0- 0	3- 1				
5- 2	0- 0	0- 0	AWAY	0- 2	0- 0	5- 0				
0- 2	0- 0	0- 0	NEUTRAL	0- 2	0- 0	0- 0				
2- 2	0- 0	0- 0	CONFERENCE	0- 0	0- 0	2- 2				
1- 2	0- 0	0- 0	HOME	0- 0	0- 0	1- 2				
1- 0	0- 0	0- 0	AWAY	0- 0	0- 0	1- 0				
0- 0	0- 0	0- 0	NEUTRAL	0- 0	0- 0	0- 0				

RPI 1-25				RPI 26-50				RPI 51-100				RPI 101+				Team's RPI: 221	
RPI	S	Opponent	Score	RPI	S	Opponent	Score	RPI	S	Opponent	Score	RPI	S	Opponent	Score		
								64	N	Bucknell	60	70	160	H	Norfolk St.	80	83
								69	A	Tennessee	38	88	183	H	Bethune-Cookman	59	75
								80	A	South Fla.	53	82	198	H	La Salle	62	78
								97	N	Washington	58	75	202	A	George Mason	86	75
													228	H	Niagara	91	42
													249	A	East Carolina	67	51
													285	A	Loyola Maryland	75	69
													302	A	UMES	79	58
													313	A	UMBC	72	61
													315	A	Hofstra	73	64
													334	H	Fairleigh Dickinson	64	56
													337	H	Saint Peter's	92	80
													348	H	South Carolina St.	78	47
LAST 10 Division I																	
				348	H	South Carolina St.	78	47					202	A	George Mason	86	75
				160	H	Norfolk St.	80	83					249	A	East Carolina	67	51
				183	H	Bethune-Cookman	59	75					228	H	Niagara	91	42
				302	A	UMES	79	58					334	H	Fairleigh Dickinson	64	56
				69	A	Tennessee	38	88					97	N	Washington	58	75

Non-Div I Games:

Howard

IUPUI				STRENGTH OF SCHEDULE	OPP. STRENGTH OF SCHEDULE	TEAM RPI	ADJ. RPI	CONF. RPI	ADJ CONF. RPI
Average RPI Win:	170	WON-LOST RECORD	WINNING PCT. RANK						
Average RPI Loss:	90		LAST 10 GAMES						
DIV. I ONLY	11- 6	84	7-3	87	135	57	57	19	19
DIV. I NON-CONF.	5- 5	164	1-2	44	19	65	65	18	18

TOTALS	RPI 1-25	RPI 26-50	W-L RECORDS	RPI 51-100	RPI 101-150	RPI 150+			
11- 6	0- 0	0- 2	OVERALL	3- 2	2- 1	6- 1			
7- 0	0- 0	0- 0	HOME	2- 0	1- 0	4- 0			
2- 6	0- 0	0- 2	AWAY	0- 2	0- 1	2- 1			
2- 0	0- 0	0- 0	NEUTRAL	1- 0	1- 0	0- 0			
5- 5	0- 0	0- 2	NON-CONFERENCE	3- 2	1- 1	1- 0			
3- 0	0- 0	0- 0	HOME	2- 0	0- 0	1- 0			
0- 5	0- 0	0- 2	AWAY	0- 2	0- 1	0- 0			
2- 0	0- 0	0- 0	NEUTRAL	1- 0	1- 0	0- 0			
6- 1	0- 0	0- 0	CONFERENCE	0- 0	1- 0	5- 1			
4- 0	0- 0	0- 0	HOME	0- 0	1- 0	3- 0			
2- 1	0- 0	0- 0	AWAY	0- 0	0- 0	2- 1			
0- 0	0- 0	0- 0	NEUTRAL	0- 0	0- 0	0- 0			

RPI 1-25				RPI 26-50				RPI 51-100				Team's RPI: 57	RPI 101+			
RPI	S	Opponent	Score	RPI	S	Opponent	Score	RPI	S	Opponent	Score		RPI	S	Opponent	Score
				40	A	Miami (FL)	65 74	54	N	St. John's (NY)	85 78		109	N	Elon	59 53
				46	A	UNI	50 51	65	H	Ball St.	65 48		121	A	Butler	61 64
								66	H	Southern Ill.	81 78		139	H	Wright St.	80 60
								71	A	UT Martin	51 57		171	A	Youngstown St.	73 75
								92	A	Ohio	64 70		178	A	Green Bay	54 42
													187	A	Cleveland St.	78 53
													230	H	Northern Ky.	89 61
													258	H	Eastern Ky.	72 42
													277	H	Oakland	76 41
													307	H	Detroit Mercy	82 45

LAST 10 Division I																
				178	A	Green Bay	54 42	187	A	Cleveland St.	78 53					
				139	H	Wright St.	80 60	171	A	Youngstown St.	73 75					
				230	H	Northern Ky.	89 61	258	H	Eastern Ky.	72 42					
				307	H	Detroit Mercy	82 45	46	A	UNI	50 51					
				277	H	Oakland	76 41	92	A	Ohio	64 70					

Non-Div I Games: Ind.-Northwest 103 45

IUPUI

■ Loss,
 ■ Non-Conf, S Site,
 ■ Home
 ■ Away
 N Neutral

Idaho

Through Games Of Jan. 17, 2020

Average RPI Win:	242	WON-LOST	WINNING	LAST 10	STRENGTH OF	OPP. STRENGTH	TEAM	ADJ.	CONF.	ADJ CONF.
Average RPI Loss:	107	RECORD	PCT. RANK	GAMES	SCHEDULE	OF SCHEDULE	RPI	RPI	RPI	RPI
DIV. I ONLY	9- 5	93	6-4	251	157	128	128	21	21	
DIV. I NON-CONF.	5- 4	140	2-3	170	132	110	110	17	17	
TOTALS	RPI 1-25	RPI 26-50	W-L RECORDS	RPI 51-100	RPI 101-150	RPI 150+				
9- 5	0- 0	0- 2	OVERALL	0- 1	1- 0	8- 2				
5- 0	0- 0	0- 0	HOME	0- 0	0- 0	5- 0				
4- 3	0- 0	0- 1	AWAY	0- 1	1- 0	3- 1				
0- 2	0- 0	0- 1	NEUTRAL	0- 0	0- 0	0- 1				
5- 4	0- 0	0- 2	NON-CONFERENCE	0- 1	0- 0	5- 1				
2- 0	0- 0	0- 0	HOME	0- 0	0- 0	2- 0				
3- 2	0- 0	0- 1	AWAY	0- 1	0- 0	3- 0				
0- 2	0- 0	0- 1	NEUTRAL	0- 0	0- 0	0- 1				
4- 1	0- 0	0- 0	CONFERENCE	0- 0	1- 0	3- 1				
3- 0	0- 0	0- 0	HOME	0- 0	0- 0	3- 0				
1- 1	0- 0	0- 0	AWAY	0- 0	1- 0	0- 1				
0- 0	0- 0	0- 0	NEUTRAL	0- 0	0- 0	0- 0				

RPI 1-25				RPI 26-50				RPI 51-100				RPI 101+ Team's RPI: 128			
RPI	S	Opponent	Score	RPI	S	Opponent	Score	RPI	S	Opponent	Score	RPI	S	Opponent	Score
				37	N	Old Dominion	55 67	80	A	South Fla.	64 67	113	A	Montana St.	69 68
				39	A	Oklahoma St.	47 62					169	A	San Diego	65 32
												188	A	Portland St.	53 74
												193	N	Lamar University	44 47
												197	H	Hawaii	67 52
												232	A	San Francisco	66 60
												253	H	Colorado St.	61 54
												278	H	Idaho St.	62 56
												288	H	Eastern Wash.	69 60
												304	H	Weber St.	70 50
												340	A	Seattle U	90 84
LAST 10 Division I															
				288	H	Eastern Wash.	69 60					197	H	Hawaii	67 52
				113	A	Montana St.	69 68					80	A	South Fla.	64 67
				188	A	Portland St.	53 74					169	A	San Diego	65 32
				304	H	Weber St.	70 50					37	N	Old Dominion	55 67
				278	H	Idaho St.	62 56					193	N	Lamar University	44 47

Non-Div I Games:

Idaho

■ Loss,
■ Non-Conf,
■ S Site,
■ H Home
■ A Away
N Neutral

Average RPI Win:	321	WON-LOST	WINNING	LAST 10	STRENGTH OF	OPP. STRENGTH	TEAM	ADJ.	CONF.	ADJ CONF.
Average RPI Loss:	150	RECORD	PCT. RANK	GAMES	SCHEDULE	OF SCHEDULE	RPI	RPI	RPI	RPI
DIV. I ONLY	5- 8	239	4-6	318	223	278	278	21	21	
DIV. I NON-CONF.	2- 5	259	1-3	258	184	271	271	17	17	
TOTALS	RPI 1-25	RPI 26-50	W-L RECORDS	RPI 51-100	RPI 101-150	RPI 150+				
5- 8	0- 0	0- 3	OVERALL	0- 0	0- 1	5- 4				
2- 2	0- 0	0- 0	HOME	0- 0	0- 0	2- 2				
3- 6	0- 0	0- 3	AWAY	0- 0	0- 1	3- 2				
0- 0	0- 0	0- 0	NEUTRAL	0- 0	0- 0	0- 0				
2- 5	0- 0	0- 3	NON-CONFERENCE	0- 0	0- 0	2- 2				
1- 1	0- 0	0- 0	HOME	0- 0	0- 0	1- 1				
1- 4	0- 0	0- 3	AWAY	0- 0	0- 0	1- 1				
0- 0	0- 0	0- 0	NEUTRAL	0- 0	0- 0	0- 0				
3- 3	0- 0	0- 0	CONFERENCE	0- 0	0- 1	3- 2				
1- 1	0- 0	0- 0	HOME	0- 0	0- 0	1- 1				
2- 2	0- 0	0- 0	AWAY	0- 0	0- 1	2- 1				
0- 0	0- 0	0- 0	NEUTRAL	0- 0	0- 0	0- 0				

RPI 1-25			RPI 26-50			RPI 51-100			RPI 101+			Team's RPI: 278
RPI	S	Opponent	Score	RPI	S	Opponent	Score	RPI	S	Opponent	Score	
				30	A	Arizona St.	69 74					
				39	A	Oklahoma St.	52 70					
				42	A	Duke	66 85					
LAST 10 Division I												
				304	A	Weber St.	65 54					
				214	H	Northern Ariz.	59 70					
				161	A	Southern Utah	65 72					
				345	H	Sacramento St.	80 62					
				288	A	Eastern Wash.	67 47					
				128	A	Idaho	56 62					
				289	A	Utah St.	61 69					
				298	H	California Baptist	68 74					
				30	A	Arizona St.	69 74					
				329	A	Utah Valley	88 61					

Non-Div I Games: Arizona Christian 93 36 Montana Tech 83 57

Idaho St.

Average RPI Win:	223	WON-LOST	WINNING	LAST 10	STRENGTH OF	OPP. STRENGTH	TEAM	ADJ.	CONF.	ADJ CONF.
Average RPI Loss:	31	RECORD	PCT. RANK	GAMES	SCHEDULE	OF SCHEDULE	RPI	RPI	RPI	RPI
DIV. I ONLY	10- 7	124	4-6	113	71	126	126	2	2	
DIV. I NON-CONF.	9- 2	39	3-1	314	243	153	153	2	2	
TOTALS	RPI 1-25	RPI 26-50	W-L RECORDS	RPI 51-100	RPI 101-150	RPI 150+				
10- 7	0- 5	0- 0	OVERALL	1- 2	2- 0	7- 0				
9- 3	0- 2	0- 0	HOME	1- 1	2- 0	6- 0				
1- 4	0- 3	0- 0	AWAY	0- 1	0- 0	1- 0				
0- 0	0- 0	0- 0	NEUTRAL	0- 0	0- 0	0- 0				
9- 2	0- 0	0- 0	NON-CONFERENCE	0- 2	2- 0	7- 0				
8- 1	0- 0	0- 0	HOME	0- 1	2- 0	6- 0				
1- 1	0- 0	0- 0	AWAY	0- 1	0- 0	1- 0				
0- 0	0- 0	0- 0	NEUTRAL	0- 0	0- 0	0- 0				
1- 5	0- 5	0- 0	CONFERENCE	1- 0	0- 0	0- 0				
1- 2	0- 2	0- 0	HOME	1- 0	0- 0	0- 0				
0- 3	0- 3	0- 0	AWAY	0- 0	0- 0	0- 0				
0- 0	0- 0	0- 0	NEUTRAL	0- 0	0- 0	0- 0				

RPI	S	Opponent	Score	RPI	S	Opponent	Score	RPI	S	Opponent	Score	RPI	S	Opponent	Score	Team's RPI: 126
6	A	Iowa	72 108					62	A	North Carolina	60 85	141	H	Holy Cross	78 75	
11	A	Indiana	42 83					63	H	Minnesota	74 71	147	H	Austin Peay	76 62	
14	H	Northwestern	50 77					72	H	Illinois St.	58 74	158	A	Missouri	58 51	
24	A	Purdue	67 81									181	H	Merrimack	75 72	
25	H	Rutgers	51 75									257	H	Ark.-Pine Bluff	65 50	
												292	H	Presbyterian	71 52	
												317	H	Bryant	69 55	
												325	H	Evansville	59 44	
												349	H	Chicago St.	96 66	
LAST 10 Division I																
24	A	Purdue	67 81	14	H	Northwestern	50 77									
63	H	Minnesota	74 71	158	A	Missouri	58 51									
25	H	Rutgers	51 75	325	H	Evansville	59 44									
11	A	Indiana	42 83	181	H	Merrimack	75 72									
6	A	Iowa	72 108	62	A	North Carolina	60 85									

Non-Div I Games:

Illinois

Average RPI Win:	207	WON-LOST	WINNING	LAST 10	STRENGTH OF	OPP. STRENGTH	TEAM	ADJ.	CONF.	ADJ CONF.
Average RPI Loss:	91	RECORD	PCT. RANK	GAMES	SCHEDULE	OF SCHEDULE	RPI	RPI	RPI	RPI
DIV. I ONLY	10- 4	63	7-3	181	172	72	72	7	7	
DIV. I NON-CONF.	7- 3	80	4-2	163	144	68	68	7	7	
TOTALS	RPI 1-25	RPI 26-50	W-L RECORDS	RPI 51-100	RPI 101-150	RPI 150+				
10- 4	0- 0	0- 1	OVERALL	1- 2	1- 1	8- 0				
7- 0	0- 0	0- 0	HOME	1- 0	0- 0	6- 0				
3- 4	0- 0	0- 1	AWAY	0- 2	1- 1	2- 0				
0- 0	0- 0	0- 0	NEUTRAL	0- 0	0- 0	0- 0				
7- 3	0- 0	0- 1	NON-CONFERENCE	1- 1	1- 1	5- 0				
5- 0	0- 0	0- 0	HOME	1- 0	0- 0	4- 0				
2- 3	0- 0	0- 1	AWAY	0- 1	1- 1	1- 0				
0- 0	0- 0	0- 0	NEUTRAL	0- 0	0- 0	0- 0				
3- 1	0- 0	0- 0	CONFERENCE	0- 1	0- 0	3- 0				
2- 0	0- 0	0- 0	HOME	0- 0	0- 0	2- 0				
1- 1	0- 0	0- 0	AWAY	0- 1	0- 0	1- 0				
0- 0	0- 0	0- 0	NEUTRAL	0- 0	0- 0	0- 0				

RPI S	Opponent	Score	RPI S	Opponent	Score	RPI S	Opponent	Score	RPI S	Opponent	Score
			34 A	Marquette	41 58	71 H	UT Martin	70 47	126 A	Illinois	74 58
						82 A	Bradley	61 76	147 A	Austin Peay	72 77
						99 A	Saint Louis	56 61	154 A	North Dakota	66 58
									184 H	Jackson St.	77 55
									186 A	Valparaiso	72 60
									212 H	Northern Ill.	69 66
									225 H	Western Ill.	78 65
									275 H	Indiana St.	83 69
									310 H	SIUE	74 53
									325 H	Evansville	81 58
LAST 10 Division I											
186 A	Valparaiso	72 60	184 H	Jackson St.	77 55	310 H	SIUE	74 53			
82 A	Bradley	61 76	99 A	Saint Louis	56 61	225 H	Western Ill.	78 65			
325 H	Evansville	81 58	71 H	UT Martin	70 47						
275 H	Indiana St.	83 69									
147 A	Austin Peay	72 77									

Non-Div I Games: Truman 87 60

Illinois St.

Average RPI Win:	319	WON-LOST	WINNING	LAST 10	STRENGTH OF	OPP. STRENGTH	TEAM	ADJ.	CONF.	ADJ CONF.
Average RPI Loss:	203	RECORD	PCT. RANK	GAMES	SCHEDULE	OF SCHEDULE	RPI	RPI	RPI	RPI
DIV. I ONLY	3- 7	272	3-7	351	191	341	341	25	25	
DIV. I NON-CONF.	0- 5	338	0-5	322	199	348	348	23	23	
TOTALS	RPI 1-25	RPI 26-50	W-L RECORDS	RPI 51-100	RPI 101-150	RPI 150+				
3- 7	0- 0	0- 0	OVERALL	0- 1	0- 1	3- 5				
2- 3	0- 0	0- 0	HOME	0- 0	0- 1	2- 2				
1- 4	0- 0	0- 0	AWAY	0- 1	0- 0	1- 3				
0- 0	0- 0	0- 0	NEUTRAL	0- 0	0- 0	0- 0				
0- 5	0- 0	0- 0	NON-CONFERENCE	0- 1	0- 0	0- 4				
0- 1	0- 0	0- 0	HOME	0- 0	0- 0	0- 1				
0- 4	0- 0	0- 0	AWAY	0- 1	0- 0	0- 3				
0- 0	0- 0	0- 0	NEUTRAL	0- 0	0- 0	0- 0				
3- 2	0- 0	0- 0	CONFERENCE	0- 0	0- 1	3- 1				
2- 2	0- 0	0- 0	HOME	0- 0	0- 1	2- 1				
1- 0	0- 0	0- 0	AWAY	0- 0	0- 0	1- 0				
0- 0	0- 0	0- 0	NEUTRAL	0- 0	0- 0	0- 0				

RPI S	Opponent	Score	RPI S	Opponent	Score	RPI S	Opponent	Score	RPI S	Opponent	Score	Team's RPI: 341
						92	A Ohio	41 78	114	H New Orleans	55 67	
									159	A Kansas St.	41 85	
									239	H Central Ark.	37 47	
									253	A Colorado St.	47 75	
									271	H San Diego St.	48 57	
									290	A UTSA	56 63	
									294	H Nicholls St.	53 51	
									318	H McNeese	73 56	
									344	A Northwestern St.	69 67	
LAST 10 Division I												
			318	H McNeese	73 56				239	H Central Ark.	37 47	
			114	H New Orleans	55 67				159	A Kansas St.	41 85	
			344	A Northwestern St.	69 67				253	A Colorado St.	47 75	
			294	H Nicholls St.	53 51				92	A Ohio	41 78	
			271	H San Diego St.	48 57				290	A UTSA	56 63	

Non-Div I Games: Schreiner 70 35 Tex. A&M Int'l 55 38 Paul Quinn 79 62 UNKNOWN 74 52 Incarnate Word

Indiana

Through Games Of Jan. 17, 2020

Average RPI Win:	114	WON-LOST	WINNING	LAST 10	STRENGTH OF	OPP. STRENGTH	TEAM	ADJ.	CONF.	ADJ CONF.
Average RPI Loss:	11	RECORD	PCT. RANK	GAMES	SCHEDULE	OF SCHEDULE	RPI	RPI	RPI	RPI
DIV. I ONLY	14- 4	43	7-3	4	15	11	11	2	2	
DIV. I NON-CONF.	10- 2	30	3-1	14	25	9	9	2	2	
TOTALS	RPI 1-25	RPI 26-50	W-L RECORDS	RPI 51-100	RPI 101-150	RPI 150+				
14- 4	3- 4	1- 0	OVERALL	3- 0	3- 0	4- 0				
8- 2	1- 2	0- 0	HOME	2- 0	1- 0	4- 0				
4- 1	1- 1	1- 0	AWAY	0- 0	2- 0	0- 0				
2- 1	1- 1	0- 0	NEUTRAL	1- 0	0- 0	0- 0				
10- 2	1- 2	1- 0	NON-CONFERENCE	2- 0	2- 0	4- 0				
5- 1	0- 1	0- 0	HOME	1- 0	0- 0	4- 0				
3- 0	0- 0	1- 0	AWAY	0- 0	2- 0	0- 0				
2- 1	1- 1	0- 0	NEUTRAL	1- 0	0- 0	0- 0				
4- 2	2- 2	0- 0	CONFERENCE	1- 0	1- 0	0- 0				
3- 1	1- 1	0- 0	HOME	1- 0	1- 0	0- 0				
1- 1	1- 1	0- 0	AWAY	0- 0	0- 0	0- 0				
0- 0	0- 0	0- 0	NEUTRAL	0- 0	0- 0	0- 0				

RPI	S	Opponent	Score	RPI	S	Opponent	Score	RPI	S	Opponent	Score	RPI	S	Opponent	Score
2	N	South Carolina	71 57	40	A	Miami (FL)	58 45	61	N	Washington St.	78 44	121	A	Butler	64 53
6	A	Iowa	85 91					96	H	Michigan St.	79 67	126	H	Illinois	83 42
9	H	UCLA	58 68					98	H	North Florida	72 45	142	A	Florida	73 49
13	N	Baylor	62 77									171	H	Youngstown St.	93 56
14	H	Northwestern	69 71									184	H	Jackson St.	91 51
24	H	Purdue	66 48									208	H	Mt. St. Mary's	75 52
25	A	Rutgers	66 56									294	H	Nicholls St.	111 47
LAST 10 Division I															
14	H	Northwestern	69 71	96	H	Michigan St.	79 67								
6	A	Iowa	85 91	9	H	UCLA	58 68								
24	H	Purdue	66 48	171	H	Youngstown St.	93 56								
126	H	Illinois	83 42	121	A	Butler	64 53								
25	A	Rutgers	66 56	98	H	North Florida	72 45								

Non-Div I Games:

Indiana

■ Loss,
■ Non-Conf, S Site,
■ Home
■ Away
N Neutral

Average RPI Win:	293	WON-LOST	WINNING	LAST 10	STRENGTH OF	OPP. STRENGTH	TEAM	ADJ.	CONF.	ADJ CONF.
Average RPI Loss:	143	RECORD	PCT. RANK	GAMES	SCHEDULE	OF SCHEDULE	RPI	RPI	RPI	RPI
DIV. I ONLY	2- 15	334	0-10	81	292	275	275	7	7	
DIV. I NON-CONF.	2- 10	313	0-5	183	320	298	298	7	7	
TOTALS	RPI 1-25	RPI 26-50	W-L RECORDS	RPI 51-100	RPI 101-150	RPI 150+				
2- 15	0- 0	0- 1	OVERALL	0- 6	0- 1	2- 7				
0- 6	0- 0	0- 0	HOME	0- 1	0- 1	0- 4				
2- 8	0- 0	0- 1	AWAY	0- 5	0- 0	2- 2				
0- 1	0- 0	0- 0	NEUTRAL	0- 0	0- 0	0- 1				
2- 10	0- 0	0- 0	NON-CONFERENCE	0- 4	0- 0	2- 6				
0- 4	0- 0	0- 0	HOME	0- 1	0- 0	0- 3				
2- 5	0- 0	0- 0	AWAY	0- 3	0- 0	2- 2				
0- 1	0- 0	0- 0	NEUTRAL	0- 0	0- 0	0- 1				
0- 5	0- 0	0- 1	CONFERENCE	0- 2	0- 1	0- 1				
0- 2	0- 0	0- 0	HOME	0- 0	0- 1	0- 1				
0- 3	0- 0	0- 1	AWAY	0- 2	0- 0	0- 0				
0- 0	0- 0	0- 0	NEUTRAL	0- 0	0- 0	0- 0				

RPI 1-25				RPI 26-50				RPI 51-100				RPI 101+				Team's RPI: 275	
RPI	S	Opponent	Score	RPI	S	Opponent	Score	RPI	S	Opponent	Score	RPI	S	Opponent	Score		
				31	A	Drake	65 105	51	A	Colorado	46 59	116	H	Loyola Chicago	51 58		
								72	A	Illinois St.	69 83	163	H	Southeast Mo. St.	58 68		
								73	A	Kansas	72 84	186	H	Valparaiso	56 75		
								82	A	Bradley	75 91	211	A	Murray St.	62 70		
								90	A	Pacific	66 83	225	A	Western Ill.	72 83		
								99	H	Saint Louis	53 55	230	H	Northern Ky.	68 70		
												235	N	CSUN	59 67		
												247	A	Eastern Ill.	59 57		
												274	H	Marshall	60 72		
												338	A	UIC	61 40		
LAST 10 Division I																	
				31	A	Drake	65 105	99	H	Saint Louis	53 55						
				116	H	Loyola Chicago	51 58	163	H	Southeast Mo. St.	58 68						
				186	H	Valparaiso	56 75	230	H	Northern Ky.	68 70						
				82	A	Bradley	75 91	211	A	Murray St.	62 70						
				72	A	Illinois St.	69 83	274	H	Marshall	60 72						

Non-Div I Games:

Indiana St.

Average RPI Win:	243	WON-LOST	WINNING	LAST 10	STRENGTH OF	OPP. STRENGTH	TEAM	ADJ.	CONF.	ADJ CONF.
Average RPI Loss:	114	RECORD	PCT. RANK	GAMES	SCHEDULE	OF SCHEDULE	RPI	RPI	RPI	RPI
DIV. I ONLY	3- 10	299	2-8	41	236	190	190	24	24	
DIV. I NON-CONF.	1- 8	322	0-6	9	238	189	189	25	25	
TOTALS	RPI 1-25	RPI 26-50	W-L RECORDS	RPI 51-100	RPI 101-150	RPI 150+				
3- 10	0- 0	0- 1	OVERALL	0- 3	0- 4	3- 2				
0- 5	0- 0	0- 0	HOME	0- 2	0- 2	0- 1				
3- 3	0- 0	0- 1	AWAY	0- 0	0- 2	3- 0				
0- 2	0- 0	0- 0	NEUTRAL	0- 1	0- 0	0- 1				
1- 8	0- 0	0- 1	NON-CONFERENCE	0- 2	0- 4	1- 1				
0- 3	0- 0	0- 0	HOME	0- 1	0- 2	0- 0				
1- 3	0- 0	0- 1	AWAY	0- 0	0- 2	1- 0				
0- 2	0- 0	0- 0	NEUTRAL	0- 1	0- 0	0- 1				
2- 2	0- 0	0- 0	CONFERENCE	0- 1	0- 0	2- 1				
0- 2	0- 0	0- 0	HOME	0- 1	0- 0	0- 1				
2- 0	0- 0	0- 0	AWAY	0- 0	0- 0	2- 0				
0- 0	0- 0	0- 0	NEUTRAL	0- 0	0- 0	0- 0				

RPI	S	Opponent	Score	RPI	S	Opponent	Score	RPI	S	Opponent	Score	RPI	S	Opponent	Score	Team's RPI: 190
27	A	Central Mich.	50	70	53	H	Seton Hall	37	89	104	A	Stony Brook	40	59		
					88	H	Rider	37	81	115	H	Duquesne	74	76		
					97	N	Washington	34	65	120	H	Massachusetts	51	65		
										122	A	Penn	42	74		
										185	N	Towson	58	75		
										200	A	Quinnipiac	75	71		
										228	H	Niagara	57	63		
										251	A	Winthrop	68	61		
										279	A	Monmouth	36	33		
LAST 10 Division I																
228	H	Niagara	57	63	53	H	Seton Hall	37	89							
279	A	Monmouth	36	33	27	A	Central Mich.	50	70							
88	H	Rider	37	81	185	N	Towson	58	75							
200	A	Quinnipiac	75	71	97	N	Washington	34	65							
120	H	Massachusetts	51	65	104	A	Stony Brook	40	59							

Non-Div I Games:

Iona

Average RPI Win:	111	WON-LOST	WINNING	LAST 10	STRENGTH OF	OPP. STRENGTH	TEAM	ADJ.	CONF.	ADJ CONF.
Average RPI Loss:	67	RECORD	PCT. RANK	GAMES	SCHEDULE	OF SCHEDULE	RPI	RPI	RPI	RPI
DIV. I ONLY	14- 3	25	9-1	8	57	6	6	2	2	
DIV. I NON-CONF.	9- 2	39	4-0	24	138	15	15	2	2	
TOTALS	RPI 1-25	RPI 26-50	W-L RECORDS	RPI 51-100	RPI 101-150	RPI 150+				
14- 3	4- 0	1- 1	OVERALL	2- 2	2- 0	5- 0				
9- 0	3- 0	1- 0	HOME	0- 0	1- 0	4- 0				
3- 2	1- 0	0- 1	AWAY	2- 1	0- 0	0- 0				
2- 1	0- 0	0- 0	NEUTRAL	0- 1	1- 0	1- 0				
9- 2	1- 0	1- 1	NON-CONFERENCE	1- 1	1- 0	5- 0				
6- 0	1- 0	1- 0	HOME	0- 0	0- 0	4- 0				
1- 1	0- 0	0- 1	AWAY	1- 0	0- 0	0- 0				
2- 1	0- 0	0- 0	NEUTRAL	0- 1	1- 0	1- 0				
5- 1	3- 0	0- 0	CONFERENCE	1- 1	1- 0	0- 0				
3- 0	2- 0	0- 0	HOME	0- 0	1- 0	0- 0				
2- 1	1- 0	0- 0	AWAY	1- 1	0- 0	0- 0				
0- 0	0- 0	0- 0	NEUTRAL	0- 0	0- 0	0- 0				

RPI	S	Opponent	Score	RPI	S	Opponent	Score	RPI	S	Opponent	Score	RPI	S	Opponent	Score
11	H	Indiana	91 85	31	H	Drake	79 67	59	A	Nebraska	69 78	119	N	Cincinnati	69 61
14	A	Northwestern	77 51	46	A	UNI	66 88	63	A	Minnesota	76 75	126	H	Illinois	108 72
20	H	Princeton	77 75					86	A	Iowa St.	75 69	176	H	North Ala.	86 81
21	H	Maryland	66 61					97	N	Washington	63 70	182	H	Clemson	74 60
												185	N	Towson	100 72
												191	H	Fla. Atlantic	85 53
												322	H	N.C. Central	102 50
LAST 10 Division I															
63	A	Minnesota	76 75	59	A	Nebraska	69 78								
11	H	Indiana	91 85	31	H	Drake	79 67								
21	H	Maryland	66 61	322	H	N.C. Central	102 50								
14	A	Northwestern	77 51	86	A	Iowa St.	75 69								
126	H	Illinois	108 72	182	H	Clemson	74 60								

Non-Div I Games:

Iowa

Average RPI Win:	179	WON-LOST	WINNING	LAST 10	STRENGTH OF	OPP. STRENGTH	TEAM	ADJ.	CONF.	ADJ CONF.
Average RPI Loss:	33	RECORD	PCT. RANK	GAMES	SCHEDULE	OF SCHEDULE	RPI	RPI	RPI	RPI
DIV. I ONLY	9- 6	120	5-5	62	59	86	86	3	3	
DIV. I NON-CONF.	8- 3	68	4-2	142	69	88	88	4	4	
TOTALS	RPI 1-25	RPI 26-50	W-L RECORDS	RPI 51-100	RPI 101-150	RPI 150+				
9- 6	0- 2	0- 3	OVERALL	2- 1	2- 0	5- 0				
6- 4	0- 1	0- 2	HOME	1- 1	2- 0	3- 0				
3- 2	0- 1	0- 1	AWAY	1- 0	0- 0	2- 0				
0- 0	0- 0	0- 0	NEUTRAL	0- 0	0- 0	0- 0				
8- 3	0- 1	0- 2	NON-CONFERENCE	2- 0	2- 0	4- 0				
6- 2	0- 1	0- 1	HOME	1- 0	2- 0	3- 0				
2- 1	0- 0	0- 1	AWAY	1- 0	0- 0	1- 0				
0- 0	0- 0	0- 0	NEUTRAL	0- 0	0- 0	0- 0				
1- 3	0- 1	0- 1	CONFERENCE	0- 1	0- 0	1- 0				
0- 2	0- 0	0- 1	HOME	0- 1	0- 0	0- 0				
1- 1	0- 1	0- 0	AWAY	0- 0	0- 0	1- 0				
0- 0	0- 0	0- 0	NEUTRAL	0- 0	0- 0	0- 0				

RPI 1-25				RPI 26-50				RPI 51-100 Team's RPI: 86				RPI 101+			
RPI	S	Opponent	Score	RPI	S	Opponent	Score	RPI	S	Opponent	Score	RPI	S	Opponent	Score
6	H	Iowa	69 75	29	H	TCU	74 77	60	H	Texas	75 81	114	H	New Orleans	71 53
23	A	Oklahoma	72 81	31	A	Drake	81 86	70	A	Alabama	75 66	139	H	Wright St.	79 71
				46	H	UNI	63 71	93	H	Texas Southern	79 59	176	H	North Ala.	80 72
												189	A	Texas Tech	96 66
												257	H	Ark.-Pine Bluff	90 40
												264	H	Southern U.	69 36
												305	A	North Dakota St.	86 58
LAST 10 Division I															
29	H	TCU	74 77	46	H	UNI	63 71	139	H	Wright St.	79 71	6	H	Iowa	69 75
23	A	Oklahoma	72 81	60	H	Texas	75 81	70	A	Alabama	75 66	114	H	New Orleans	71 53
189	A	Texas Tech	96 66												
176	H	North Ala.	80 72												

Non-Div I Games:

Iowa St.

Average RPI Win:	277	WON-LOST	WINNING	LAST 10	STRENGTH OF	OPP. STRENGTH	TEAM	ADJ.	CONF.	ADJ CONF.
Average RPI Loss:	108	RECORD	PCT. RANK	GAMES	SCHEDULE	OF SCHEDULE	RPI	RPI	RPI	RPI
DIV. I ONLY	6- 8	212	5-5	197	182	184	184	31	31	
DIV. I NON-CONF.	2- 8	295	1-5	77	75	205	205	29	29	
TOTALS	RPI 1-25	RPI 26-50	W-L RECORDS	RPI 51-100	RPI 101-150	RPI 150+				
6- 8	0- 2	0- 1	OVERALL	0- 2	1- 1	5- 2				
3- 1	0- 1	0- 0	HOME	0- 0	1- 0	2- 0				
3- 7	0- 1	0- 1	AWAY	0- 2	0- 1	3- 2				
0- 0	0- 0	0- 0	NEUTRAL	0- 0	0- 0	0- 0				
2- 8	0- 2	0- 1	NON-CONFERENCE	0- 2	1- 1	1- 2				
1- 1	0- 1	0- 0	HOME	0- 0	1- 0	0- 0				
1- 7	0- 1	0- 1	AWAY	0- 2	0- 1	1- 2				
0- 0	0- 0	0- 0	NEUTRAL	0- 0	0- 0	0- 0				
4- 0	0- 0	0- 0	CONFERENCE	0- 0	0- 0	4- 0				
2- 0	0- 0	0- 0	HOME	0- 0	0- 0	2- 0				
2- 0	0- 0	0- 0	AWAY	0- 0	0- 0	2- 0				
0- 0	0- 0	0- 0	NEUTRAL	0- 0	0- 0	0- 0				

RPI 1-25				RPI 26-50				RPI 51-100				RPI 101+ Team's RPI: 184			
RPI	S	Opponent	Score	RPI	S	Opponent	Score	RPI	S	Opponent	Score	RPI	S	Opponent	Score
11	A	Indiana	51 91	40	A	Miami (FL)	68 83	72	A	Illinois St.	55 77	133	H	Louisiana	65 54
15	H	Mississippi St.	53 92					82	A	Bradley	69 78	140	A	Tulane	46 82
												239	A	Central Ark.	54 57
												261	A	Southeastern La.	59 63
												264	A	Southern U.	72 51
												284	H	Alabama A&M	67 53
												306	H	Alabama St.	94 62
												328	A	Alcorn	83 67
												344	A	Northwestern St.	66 49
LAST 10 Division I															
264	A	Southern U.	72 51	72	A	Illinois St.	55 77								
328	A	Alcorn	83 67	82	A	Bradley	69 78								
284	H	Alabama A&M	67 53	261	A	Southeastern La.	59 63								
306	H	Alabama St.	94 62	239	A	Central Ark.	54 57								
133	H	Louisiana	65 54	15	H	Mississippi St.	53 92								

Non-Div I Games:

Jackson St.

■ Loss,
 ■ Non-Conf,
 ■ S Site,
 ■ H Home
 ■ A Away
 N Neutral

Jacksonville

Through Games Of Jan. 17, 2020

Average RPI Win:	321	WON-LOST	WINNING	LAST 10	STRENGTH OF	OPP. STRENGTH	TEAM	ADJ.	CONF.	ADJ CONF.
Average RPI Loss:	110	RECORD	PCT. RANK	GAMES	SCHEDULE	OF SCHEDULE	RPI	RPI	RPI	RPI
DIV. I ONLY	7- 7	174	6-4	289	276	222	222	16	16	
DIV. I NON-CONF.	6- 5	151	5-2	300	279	227	227	16	16	
TOTALS	RPI 1-25	RPI 26-50	W-L RECORDS	RPI 51-100	RPI 101-150	RPI 150+				
7- 7	0- 1	0- 0	OVERALL	0- 2	0- 1	7- 3				
4- 2	0- 0	0- 0	HOME	0- 0	0- 0	4- 2				
3- 5	0- 1	0- 0	AWAY	0- 2	0- 1	3- 1				
0- 0	0- 0	0- 0	NEUTRAL	0- 0	0- 0	0- 0				
6- 5	0- 1	0- 0	NON-CONFERENCE	0- 2	0- 0	6- 2				
3- 2	0- 0	0- 0	HOME	0- 0	0- 0	3- 2				
3- 3	0- 1	0- 0	AWAY	0- 2	0- 0	3- 0				
0- 0	0- 0	0- 0	NEUTRAL	0- 0	0- 0	0- 0				
1- 2	0- 0	0- 0	CONFERENCE	0- 0	0- 1	1- 1				
1- 0	0- 0	0- 0	HOME	0- 0	0- 0	1- 0				
0- 2	0- 0	0- 0	AWAY	0- 0	0- 1	0- 1				
0- 0	0- 0	0- 0	NEUTRAL	0- 0	0- 0	0- 0				

RPI S	Opponent	Score	RPI S	Opponent	Score	RPI S	Opponent	Score	RPI S	Opponent	Score	Team's RPI: 222
18	A Florida St.	41 75				51	A Colorado	44 66	103	A Liberty	76 85	
						80	A South Fla.	39 70	160	H Norfolk St.	64 71	
									176	A North Ala.	65 76	
									183	H Bethune-Cookman	52 53	
									294	H Nicholls St.	72 55	
									312	A Jacksonville St.	55 40	
									314	H FIU	77 52	
									320	A Mercer	87 83	
									321	H NJIT	88 67	
									333	H USC Upstate	87 43	
									351	A Florida A&M	88 54	
LAST 10 Division I												
321	H NJIT	88 67	351	A Florida A&M	88 54							
103	A Liberty	76 85	314	H FIU	77 52							
176	A North Ala.	65 76	183	H Bethune-Cookman	52 53							
320	A Mercer	87 83	160	H Norfolk St.	64 71							
312	A Jacksonville St.	55 40	294	H Nicholls St.	72 55							

Non-Div I Games: Thomas (GA) 94 36 Johnson (FL) 114 35

Jacksonville

Loss, Non-Conf, S Site, H Home A Away N Neutral

Average RPI Win:	271	WON-LOST	WINNING	LAST 10	STRENGTH OF	OPP. STRENGTH	TEAM	ADJ.	CONF.	ADJ CONF.
Average RPI Loss:	198	RECORD	PCT. RANK	GAMES	SCHEDULE	OF SCHEDULE	RPI	RPI	RPI	RPI
DIV. I ONLY	4- 10	275	2-8	300	317	312	312	20	20	
DIV. I NON-CONF.	2- 7	288	0-5	315	288	338	338	20	20	
TOTALS	RPI 1-25	RPI 26-50	W-L RECORDS	RPI 51-100	RPI 101-150	RPI 150+				
4- 10	0- 0	0- 0	OVERALL	0- 2	0- 2	4- 6				
3- 2	0- 0	0- 0	HOME	0- 0	0- 1	3- 1				
1- 6	0- 0	0- 0	AWAY	0- 2	0- 1	1- 3				
0- 2	0- 0	0- 0	NEUTRAL	0- 0	0- 0	0- 2				
2- 7	0- 0	0- 0	NON-CONFERENCE	0- 2	0- 1	2- 4				
2- 1	0- 0	0- 0	HOME	0- 0	0- 0	2- 1				
0- 4	0- 0	0- 0	AWAY	0- 2	0- 1	0- 1				
0- 2	0- 0	0- 0	NEUTRAL	0- 0	0- 0	0- 2				
2- 3	0- 0	0- 0	CONFERENCE	0- 0	0- 1	2- 2				
1- 1	0- 0	0- 0	HOME	0- 0	0- 1	1- 0				
1- 2	0- 0	0- 0	AWAY	0- 0	0- 0	1- 2				
0- 0	0- 0	0- 0	NEUTRAL	0- 0	0- 0	0- 0				

RPI 1-25				RPI 26-50				RPI 51-100				RPI 101+				Team's RPI: 312	
RPI	S	Opponent	Score	RPI	S	Opponent	Score	RPI	S	Opponent	Score	RPI	S	Opponent	Score		
								58	A	Vanderbilt	66	88	147	H	Austin Peay	57	63
								67	A	Troy	64	94	149	A	Auburn	53	62
													211	H	Murray St.	68	51
													222	H	Jacksonville	40	55
													230	N	Northern Ky.	63	66
													247	A	Eastern Ill.	52	55
													258	A	Eastern Ky.	43	33
													262	H	Lipscomb	65	63
													272	A	Morehead St.	48	67
													277	N	Oakland	55	61
													306	A	Alabama St.	63	68
													351	H	Florida A&M	72	67
LAST 10 Division I																	
				247	A	Eastern Ill.	52	55		149	A	Auburn	53	62			
				147	H	Austin Peay	57	63		222	H	Jacksonville	40	55			
				211	H	Murray St.	68	51		277	N	Oakland	55	61			
				258	A	Eastern Ky.	43	33		230	N	Northern Ky.	63	66			
				272	A	Morehead St.	48	67		306	A	Alabama St.	63	68			

Non-Div I Games: Clark Atlanta 75 46 Fort Valley St. 87 65

Jacksonville St.

Loss, Non-Conf, S Site, H Home A Away N Neutral

Average RPI Win:	152	WON-LOST	WINNING	LAST 10	STRENGTH OF	OPP. STRENGTH	TEAM	ADJ.	CONF.	ADJ CONF.
Average RPI Loss:	78	RECORD	PCT. RANK	GAMES	SCHEDULE	OF SCHEDULE	RPI	RPI	RPI	RPI
DIV. I ONLY	12- 3	34	8-2	132	32	41	41	14	14	
DIV. I NON-CONF.	9- 2	39	5-1	123	10	37	37	13	13	
TOTALS	RPI 1-25	RPI 26-50	W-L RECORDS	RPI 51-100	RPI 101-150	RPI 150+				
12- 3	0- 1	0- 1	OVERALL	3- 0	4- 0	5- 1				
7- 1	0- 1	0- 0	HOME	1- 0	3- 0	3- 0				
4- 2	0- 0	0- 1	AWAY	1- 0	1- 0	2- 1				
1- 0	0- 0	0- 0	NEUTRAL	1- 0	0- 0	0- 0				
9- 2	0- 1	0- 1	NON-CONFERENCE	3- 0	2- 0	4- 0				
5- 1	0- 1	0- 0	HOME	1- 0	1- 0	3- 0				
3- 1	0- 0	0- 1	AWAY	1- 0	1- 0	1- 0				
1- 0	0- 0	0- 0	NEUTRAL	1- 0	0- 0	0- 0				
3- 1	0- 0	0- 0	CONFERENCE	0- 0	2- 0	1- 1				
2- 0	0- 0	0- 0	HOME	0- 0	2- 0	0- 0				
1- 1	0- 0	0- 0	AWAY	0- 0	0- 0	1- 1				
0- 0	0- 0	0- 0	NEUTRAL	0- 0	0- 0	0- 0				

RPI 1-25				RPI 26-50				Team's RPI: 41				RPI 51-100				RPI 101+			
RPI	S	Opponent	Score	RPI	S	Opponent	Score	RPI	S	Opponent	Score	RPI	S	Opponent	Score	RPI	S	Opponent	Score
21	H	Maryland	68 70	28	A	Virginia	49 55	54	H	St. John's (NY)	76 73	103	H	Liberty	76 53				
								68	N	UCF	46 43	109	H	Elon	61 48				
								77	A	Villanova	56 52	137	A	George Washington	69 50				
												145	H	William & Mary	84 70				
												156	H	Robert Morris	59 32				
												185	A	Towson	75 76				
												219	A	UNCW	66 58				
												234	A	Georgetown	66 59				
												256	H	Delaware St.	83 64				
												270	H	Longwood	93 53				
LAST 10 Division I																			
219	A	UNCW	66 58	137	A	George Washington	69 50												
185	A	Towson	75 76	256	H	Delaware St.	83 64												
109	H	Elon	61 48	68	N	UCF	46 43												
145	H	William & Mary	84 70	28	A	Virginia	49 55												
156	H	Robert Morris	59 32	103	H	Liberty	76 53												

Non-Div I Games:

James Madison

Kansas

Through Games Of Jan. 17, 2020

Average RPI Win:	220	WON-LOST	WINNING	LAST 10	STRENGTH OF	OPP. STRENGTH	TEAM	ADJ.	CONF.	ADJ CONF.
Average RPI Loss:	28	RECORD	PCT. RANK	GAMES	SCHEDULE	OF SCHEDULE	RPI	RPI	RPI	RPI
DIV. I ONLY	11- 4	57	6-4	117	124	73	73	3	3	
DIV. I NON-CONF.	11- 0	1	6-0	287	234	56	56	4	4	
TOTALS	RPI 1-25	RPI 26-50	W-L RECORDS	RPI 51-100	RPI 101-150	RPI 150+				
11- 4	0- 1	0- 3	OVERALL	1- 0	2- 0	8- 0				
8- 2	0- 1	0- 1	HOME	0- 0	1- 0	7- 0				
2- 2	0- 0	0- 2	AWAY	1- 0	0- 0	1- 0				
1- 0	0- 0	0- 0	NEUTRAL	0- 0	1- 0	0- 0				
11- 0	0- 0	0- 0	NON-CONFERENCE	1- 0	2- 0	8- 0				
8- 0	0- 0	0- 0	HOME	0- 0	1- 0	7- 0				
2- 0	0- 0	0- 0	AWAY	1- 0	0- 0	1- 0				
1- 0	0- 0	0- 0	NEUTRAL	0- 0	1- 0	0- 0				
0- 4	0- 1	0- 3	CONFERENCE	0- 0	0- 0	0- 0				
0- 2	0- 1	0- 1	HOME	0- 0	0- 0	0- 0				
0- 2	0- 0	0- 2	AWAY	0- 0	0- 0	0- 0				
0- 0	0- 0	0- 0	NEUTRAL	0- 0	0- 0	0- 0				

RPI 1-25				RPI 26-50				RPI 51-100				RPI 101+			
RPI	S	Opponent	Score	RPI	S	Opponent	Score	RPI	S	Opponent	Score	RPI	S	Opponent	Score
13	H	Baylor	47 90	29	A	TCU	59 73	99	A	Saint Louis	68 60	139	N	Wright St.	74 63
				32	H	West Virginia	49 68					142	H	Florida	76 66
				39	A	Oklahoma St.	49 67					152	H	Saint Mary's (CA)	86 81
												191	A	Fla. Atlantic	90 60
												223	H	UMass Lowell	79 44
												260	H	Omaha	63 48
												275	H	Indiana St.	84 72
												293	H	Texas St.	68 48
												308	H	Wofford	83 64
												338	H	UIC	91 50
LAST 10 Division I															
13	H	Baylor	47 90	99	A	Saint Louis	68 60								
29	A	TCU	59 73	152	H	Saint Mary's (CA)	86 81								
32	H	West Virginia	49 68	142	H	Florida	76 66								
39	A	Oklahoma St.	49 67	191	A	Fla. Atlantic	90 60								
308	H	Wofford	83 64	139	N	Wright St.	74 63								

Non-Div I Games:

Kansas

Loss, Non-Conf, S Site, H Home A Away N Neutral

Average RPI Win:	273	WON-LOST	WINNING	LAST 10	STRENGTH OF	OPP. STRENGTH	TEAM	ADJ.	CONF.	ADJ CONF.
Average RPI Loss:	73	RECORD	PCT. RANK	GAMES	SCHEDULE	OF SCHEDULE	RPI	RPI	RPI	RPI
DIV. I ONLY	7- 7	174	4-6	92	205	159	159	3	3	
DIV. I NON-CONF.	6- 5	151	3-4	207	247	197	197	4	4	
TOTALS	RPI 1-25	RPI 26-50	W-L RECORDS	RPI 51-100	RPI 101-150	RPI 150+				
7- 7	0- 1	0- 3	OVERALL	0- 1	0- 1	7- 1				
5- 3	0- 0	0- 2	HOME	0- 0	0- 1	5- 0				
2- 2	0- 1	0- 1	AWAY	0- 0	0- 0	2- 0				
0- 2	0- 0	0- 0	NEUTRAL	0- 1	0- 0	0- 1				
6- 5	0- 1	0- 1	NON-CONFERENCE	0- 1	0- 1	6- 1				
5- 1	0- 0	0- 0	HOME	0- 0	0- 1	5- 0				
1- 2	0- 1	0- 1	AWAY	0- 0	0- 0	1- 0				
0- 2	0- 0	0- 0	NEUTRAL	0- 1	0- 0	0- 1				
1- 2	0- 0	0- 2	CONFERENCE	0- 0	0- 0	1- 0				
0- 2	0- 0	0- 2	HOME	0- 0	0- 0	0- 0				
1- 0	0- 0	0- 0	AWAY	0- 0	0- 0	1- 0				
0- 0	0- 0	0- 0	NEUTRAL	0- 0	0- 0	0- 0				

RPI 1-25				RPI 26-50				RPI 51-100				RPI 101+ Team's RPI: 159			
RPI	S	Opponent	Score	RPI	S	Opponent	Score	RPI	S	Opponent	Score	RPI	S	Opponent	Score
10	A	Oregon	51 89	32	H	West Virginia	63 74	96	N	Michigan St.	60 65	107	H	UT Arlington	53 57
				39	H	Oklahoma St.	63 70					179	N	Memphis	68 72
				47	A	Arkansas	72 81					189	A	Texas Tech	76 72
												227	H	Oral Roberts	109 69
												240	A	UMKC	74 67
												260	H	Omaha	73 48
												319	H	UTRGV	79 66
												338	H	UIC	84 40
												341	H	Incarnate Word	85 41
LAST 10 Division I															
				39	H	Oklahoma St.	63 70	240	A	UMKC	74 67				
				189	A	Texas Tech	76 72	47	A	Arkansas	72 81				
				32	H	West Virginia	63 74	341	H	Incarnate Word	85 41				
				319	H	UTRGV	79 66	96	N	Michigan St.	60 65				
				10	A	Oregon	51 89	179	N	Memphis	68 72				

Non-Div I Games:

Kansas St.

Average RPI Win:	259	WON-LOST	WINNING	LAST 10	STRENGTH OF	OPP. STRENGTH	TEAM	ADJ.	CONF.	ADJ CONF.
Average RPI Loss:	134	RECORD	PCT. RANK	GAMES	SCHEDULE	OF SCHEDULE	RPI	RPI	RPI	RPI
DIV. I ONLY	6- 7	202	4-6	325	88	244	244	16	16	
DIV. I NON-CONF.	5- 5	164	3-4	297	120	201	201	16	16	
TOTALS	RPI 1-25	RPI 26-50	W-L RECORDS	RPI 51-100	RPI 101-150	RPI 150+				
6- 7	0- 0	0- 1	OVERALL	0- 2	0- 2	6- 2				
2- 3	0- 0	0- 1	HOME	0- 1	0- 0	2- 1				
3- 4	0- 0	0- 0	AWAY	0- 1	0- 2	3- 1				
1- 0	0- 0	0- 0	NEUTRAL	0- 0	0- 0	1- 0				
5- 5	0- 0	0- 1	NON-CONFERENCE	0- 1	0- 2	5- 1				
2- 1	0- 0	0- 1	HOME	0- 0	0- 0	2- 0				
2- 4	0- 0	0- 0	AWAY	0- 1	0- 2	2- 1				
1- 0	0- 0	0- 0	NEUTRAL	0- 0	0- 0	1- 0				
1- 2	0- 0	0- 0	CONFERENCE	0- 1	0- 0	1- 1				
0- 2	0- 0	0- 0	HOME	0- 1	0- 0	0- 1				
1- 0	0- 0	0- 0	AWAY	0- 0	0- 0	1- 0				
0- 0	0- 0	0- 0	NEUTRAL	0- 0	0- 0	0- 0				

RPI S	Opponent	Score	RPI S	Opponent	Score	RPI S	Opponent	Score	RPI S	Opponent	Score	Team's RPI: 244
26	H Georgia Tech	47 63	75	A Georgia	65 80	115	A Duquesne	72 75				
			98	H North Florida	55 64	131	A Campbell	51 63				
						151	H Samford	60 55				
						219	A UNCW	58 56				
						226	H Stetson	61 67				
						262	A Lipscomb	74 66				
						265	A Navy	62 82				
						287	A Ga. Southern	95 69				
						313	N UMBC	59 44				
						320	H Mercer	92 64				
LAST 10 Division I												
262	A Lipscomb	74 66	313	N UMBC	59 44							
98	H North Florida	55 64	265	A Navy	62 82							
226	H Stetson	61 67	131	A Campbell	51 63							
115	A Duquesne	72 75	219	A UNCW	58 56							
26	H Georgia Tech	47 63	287	A Ga. Southern	95 69							

Non-Div I Games: Middle Ga. St. 88 49

Kennesaw St.

Average RPI Win:	208	WON-LOST	WINNING	LAST 10	STRENGTH OF	OPP. STRENGTH	TEAM	ADJ.	CONF.	ADJ CONF.
Average RPI Loss:	71	RECORD	PCT. RANK	GAMES	SCHEDULE	OF SCHEDULE	RPI	RPI	RPI	RPI
DIV. I ONLY	8- 6	136	5-5	128	98	117	117	10	10	
DIV. I NON-CONF.	6- 4	122	3-3	129	86	99	99	10	10	
TOTALS	RPI 1-25	RPI 26-50	W-L RECORDS	RPI 51-100	RPI 101-150	RPI 150+				
8- 6	0- 1	0- 1	OVERALL	0- 3	2- 0	6- 1				
3- 2	0- 0	0- 1	HOME	0- 0	1- 0	2- 1				
3- 2	0- 1	0- 0	AWAY	0- 1	1- 0	2- 0				
2- 2	0- 0	0- 0	NEUTRAL	0- 2	0- 0	2- 0				
6- 4	0- 1	0- 1	NON-CONFERENCE	0- 2	1- 0	5- 0				
2- 1	0- 0	0- 1	HOME	0- 0	0- 0	2- 0				
2- 1	0- 1	0- 0	AWAY	0- 0	1- 0	1- 0				
2- 2	0- 0	0- 0	NEUTRAL	0- 2	0- 0	2- 0				
2- 2	0- 0	0- 0	CONFERENCE	0- 1	1- 0	1- 1				
1- 1	0- 0	0- 0	HOME	0- 0	1- 0	0- 1				
1- 1	0- 0	0- 0	AWAY	0- 1	0- 0	1- 0				
0- 0	0- 0	0- 0	NEUTRAL	0- 0	0- 0	0- 0				

RPI 1-25				RPI 26-50				RPI 51-100				RPI 101+ Team's RPI: 117			
RPI	S	Opponent	Score	RPI	S	Opponent	Score	RPI	S	Opponent	Score	RPI	S	Opponent	Score
24	A	Purdue	64 77	36	H	Ohio St.	65 75	55	N	Michigan	53 88	115	A	Duquesne	77 75
								65	A	Ball St.	62 66	124	H	Western Mich.	75 63
								67	N	Troy	64 71	156	H	Robert Morris	82 81
												171	A	Youngstown St.	82 73
												177	H	Eastern Mich.	69 74
												212	A	Northern Ill.	79 71
												273	H	St. Bonaventure	81 58
												287	N	Ga. Southern	62 48
												324	N	Purdue Fort Wayne	75 67
LAST 10 Division I															
212	A	Northern Ill.	79 71	287	N	Ga. Southern	62 48	24	A	Purdue	64 77				
124	H	Western Mich.	75 63	273	H	St. Bonaventure	81 58	156	H	Robert Morris	82 81				
177	H	Eastern Mich.	69 74	36	H	Ohio St.	65 75								
65	A	Ball St.	62 66												
67	N	Troy	64 71												

Non-Div I Games: Hiram

92 36

Kent St.

Kentucky

Through Games Of Jan. 17, 2020

Average RPI Win:	140	WON-LOST	WINNING	LAST 10	STRENGTH OF	OPP. STRENGTH	TEAM	ADJ.	CONF.	ADJ CONF.
Average RPI Loss:	2	RECORD	PCT. RANK	GAMES	SCHEDULE	OF SCHEDULE	RPI	RPI	RPI	RPI
DIV. I ONLY	15- 2	13	8-2	39	35	16	16	5	5	
DIV. I NON-CONF.	11- 1	13	4-1	159	30	35	35	5	5	
TOTALS	RPI 1-25	RPI 26-50	W-L RECORDS	RPI 51-100	RPI 101-150	RPI 150+				
15- 2	1- 2	3- 0	OVERALL	2- 0	3- 0	6- 0				
10- 1	1- 1	1- 0	HOME	1- 0	1- 0	6- 0				
5- 1	0- 1	2- 0	AWAY	1- 0	2- 0	0- 0				
0- 0	0- 0	0- 0	NEUTRAL	0- 0	0- 0	0- 0				
11- 1	0- 1	3- 0	NON-CONFERENCE	0- 0	2- 0	6- 0				
8- 1	0- 1	1- 0	HOME	0- 0	1- 0	6- 0				
3- 0	0- 0	2- 0	AWAY	0- 0	1- 0	0- 0				
0- 0	0- 0	0- 0	NEUTRAL	0- 0	0- 0	0- 0				
4- 1	1- 1	0- 0	CONFERENCE	2- 0	1- 0	0- 0				
2- 0	1- 0	0- 0	HOME	1- 0	0- 0	0- 0				
2- 1	0- 1	0- 0	AWAY	1- 0	1- 0	0- 0				
0- 0	0- 0	0- 0	NEUTRAL	0- 0	0- 0	0- 0				

RPI	S	Opponent	Score	RPI	S	Opponent	Score	RPI	S	Opponent	Score	RPI	S	Opponent	Score
1	H	Louisville	66 67	28	A	Virginia	50 47	69	H	Tennessee	80 76	101	A	California	63 61
2	A	South Carolina	72 99	45	A	Middle Tenn.	67 52	70	A	Alabama	81 71	142	A	Florida	65 45
19	H	Texas A&M	76 54	48	H	Charlotte	86 39					147	H	Austin Peay	81 52
												151	H	Samford	79 49
												208	H	Mt. St. Mary's	67 44
												226	H	Stetson	67 48
												251	H	Winthrop	91 36
												272	H	Morehead St.	79 54
												327	H	Grambling	81 35
LAST 10 Division I															
19	H	Texas A&M	76 54	101	A	California	63 61								
142	A	Florida	65 45	1	H	Louisville	66 67								
70	A	Alabama	81 71	251	H	Winthrop	91 36								
69	H	Tennessee	80 76	151	H	Samford	79 49								
2	A	South Carolina	72 99	48	H	Charlotte	86 39								

Non-Div I Games:

Kentucky

■ Loss,
 ■ Non-Conf, S Site,
 ■ Home
 ■ Away
 N Neutral

Average RPI Win: 330		WON-LOST	WINNING	LAST 10	STRENGTH OF	OPP. STRENGTH	TEAM	ADJ.	CONF.	ADJ CONF.
Average RPI Loss: 237		RECORD	PCT. RANK	GAMES	SCHEDULE	OF SCHEDULE	RPI	RPI	RPI	RPI
DIV. I ONLY		3- 12	307	3-7	319	351	347	347	29	29
DIV. I NON-CONF.		1- 10	329	1-5	277	348	343	343	30	30
TOTALS		RPI 1-25	RPI 26-50	W-L RECORDS	RPI 51-100	RPI 101-150	RPI 150+			
3- 12	0- 0		0- 0	OVERALL	0- 0	0- 1	3- 11			
3- 6	0- 0		0- 0	HOME	0- 0	0- 1	3- 5			
0- 6	0- 0		0- 0	AWAY	0- 0	0- 0	0- 6			
0- 0	0- 0		0- 0	NEUTRAL	0- 0	0- 0	0- 0			
1- 10	0- 0		0- 0	NON-CONFERENCE	0- 0	0- 1	1- 9			
1- 6	0- 0		0- 0	HOME	0- 0	0- 1	1- 5			
0- 4	0- 0		0- 0	AWAY	0- 0	0- 0	0- 4			
0- 0	0- 0		0- 0	NEUTRAL	0- 0	0- 0	0- 0			
2- 2	0- 0		0- 0	CONFERENCE	0- 0	0- 0	2- 2			
2- 0	0- 0		0- 0	HOME	0- 0	0- 0	2- 0			
0- 2	0- 0		0- 0	AWAY	0- 0	0- 0	0- 2			
0- 0	0- 0		0- 0	NEUTRAL	0- 0	0- 0	0- 0			

RPI 1-25				RPI 26-50				RPI 51-100				RPI 101+				Team's RPI: 347	
RPI	S	Opponent	Score	RPI	S	Opponent	Score	RPI	S	Opponent	Score	RPI	S	Opponent	Score		
												104	H	Stony Brook	49	80	
												170	A	Rhode Island	56	79	
												187	H	Cleveland St.	49	79	
												208	A	Mt. St. Mary's	57	75	
												223	A	UMass Lowell	56	65	
												243	A	Lafayette	60	65	
												245	A	Army West Point	60	67	
												252	H	Vermont	62	73	
												259	H	Fairfield	51	53	
												296	A	St. Francis Brooklyn	63	88	
												315	H	Hofstra	85	46	
												322	H	N.C. Central	59	61	
												334	H	Fairleigh Dickinson	68	63	
												337	H	Saint Peter's	74	89	
												342	H	Central Conn. St.	63	61	
LAST 10 Division I																	
				342	H	Central Conn. St.	63	61				252	H	Vermont	62	73	
				334	H	Fairleigh Dickinson	68	63				223	A	UMass Lowell	56	65	
				296	A	St. Francis Brooklyn	63	88				245	A	Army West Point	60	67	
				208	A	Mt. St. Mary's	57	75				315	H	Hofstra	85	46	
				322	H	N.C. Central	59	61				104	H	Stony Brook	49	80	

Non-Div I Games:

LIU Brooklyn

Loss, Non-Conf, S Site, H Home A Away N Neutral

Average RPI Win:	207	WON-LOST	WINNING	LAST 10	STRENGTH OF	OPP. STRENGTH	TEAM	ADJ.	CONF.	ADJ CONF.
Average RPI Loss:	146	RECORD	PCT. RANK	GAMES	SCHEDULE	OF SCHEDULE	RPI	RPI	RPI	RPI
DIV. I ONLY	5- 13	285	3-7	195	121	276	276	11	11	
DIV. I NON-CONF.	3- 9	279	1-3	206	173	281	281	11	11	
TOTALS	RPI 1-25	RPI 26-50	W-L RECORDS	RPI 51-100	RPI 101-150	RPI 150+				
5- 13	0- 1	0- 0	OVERALL	0- 4	1- 1	4- 7				
3- 6	0- 0	0- 0	HOME	0- 2	1- 0	2- 4				
2- 5	0- 1	0- 0	AWAY	0- 1	0- 0	2- 3				
0- 2	0- 0	0- 0	NEUTRAL	0- 1	0- 1	0- 0				
3- 9	0- 1	0- 0	NON-CONFERENCE	0- 2	0- 1	3- 5				
1- 4	0- 0	0- 0	HOME	0- 1	0- 0	1- 3				
2- 3	0- 1	0- 0	AWAY	0- 0	0- 0	2- 2				
0- 2	0- 0	0- 0	NEUTRAL	0- 1	0- 1	0- 0				
2- 4	0- 0	0- 0	CONFERENCE	0- 2	1- 0	1- 2				
2- 2	0- 0	0- 0	HOME	0- 1	1- 0	1- 1				
0- 2	0- 0	0- 0	AWAY	0- 1	0- 0	0- 1				
0- 0	0- 0	0- 0	NEUTRAL	0- 0	0- 0	0- 0				

RPI	S	Opponent	Score	RPI	S	Opponent	Score	RPI	S	Opponent	Score	RPI	S	Opponent	Score	Team's RPI: 276
9	A	UCLA	52 74					52	H	Yale	65 81	112	N	Providence	45 48	
								65	N	Ball St.	72 77	146	H	Santa Clara	75 59	
								74	H	BYU	44 59	152	A	Saint Mary's (CA)	70 86	
								90	A	Pacific	67 76	169	H	San Diego	59 67	
												172	A	New Mexico	73 72	
												197	H	Hawaii	65 51	
												209	H	Cal St. Fullerton	74 79	
												220	A	Tulsa	56 75	
												232	H	San Francisco	76 69	
												234	H	Georgetown	53 64	
												235	H	CSUN	54 56	
												280	A	UC Irvine	65 80	
												286	A	Long Beach St.	70 57	
LAST 10 Division I																
146	H	Santa Clara	75 59	74	H	BYU	44 59									
232	H	San Francisco	76 69	112	N	Providence	45 48									
152	A	Saint Mary's (CA)	70 86	172	A	New Mexico	73 72									
90	A	Pacific	67 76	65	N	Ball St.	72 77									
169	H	San Diego	59 67	235	H	CSUN	54 56									

Non-Div I Games: Cal St. San B'dino 94 46

LMU (CA)

Loss, Non-Conf, S Site, H Home A Away N Neutral

Average RPI Win:	158	WON-LOST	WINNING	LAST 10	STRENGTH OF	OPP. STRENGTH	TEAM	ADJ.	CONF.	ADJ CONF.
Average RPI Loss:	54	RECORD	PCT. RANK	GAMES	SCHEDULE	OF SCHEDULE	RPI	RPI	RPI	RPI
DIV. I ONLY	13- 4	45	7-3	77	25	33	33	5	5	
DIV. I NON-CONF.	10- 2	30	4-1	111	51	36	36	5	5	
TOTALS	RPI 1-25	RPI 26-50	W-L RECORDS	RPI 51-100	RPI 101-150	RPI 150+				
13- 4	2- 3	1- 0	OVERALL	2- 0	2- 0	6- 1				
7- 1	1- 1	0- 0	HOME	1- 0	1- 0	4- 0				
4- 3	1- 2	1- 0	AWAY	0- 0	1- 0	1- 1				
2- 0	0- 0	0- 0	NEUTRAL	1- 0	0- 0	1- 0				
10- 2	1- 2	1- 0	NON-CONFERENCE	1- 0	2- 0	5- 0				
5- 1	1- 1	0- 0	HOME	0- 0	1- 0	3- 0				
3- 1	0- 1	1- 0	AWAY	0- 0	1- 0	1- 0				
2- 0	0- 0	0- 0	NEUTRAL	1- 0	0- 0	1- 0				
3- 2	1- 1	0- 0	CONFERENCE	1- 0	0- 0	1- 1				
2- 0	0- 0	0- 0	HOME	1- 0	0- 0	1- 0				
1- 2	1- 1	0- 0	AWAY	0- 0	0- 0	0- 1				
0- 0	0- 0	0- 0	NEUTRAL	0- 0	0- 0	0- 0				

RPI 1-25				RPI 26-50				Team's RPI: 33				RPI 51-100				RPI 101+			
RPI	S	Opponent	Score	RPI	S	Opponent	Score	RPI	S	Opponent	Score	RPI	S	Opponent	Score	RPI	S	Opponent	Score
15	A	Mississippi St.	60 64	38	A	FGCU	74 63	70	H	Alabama	71 60	114	H	New Orleans	83 49				
18	H	Florida St.	62 70					96	N	Michigan St.	58 56	140	A	Tulane	59 54				
19	A	Texas A&M	57 54									158	A	Missouri	65 69				
23	A	Oklahoma	68 90									179	N	Memphis	89 58				
25	H	Rutgers	64 58									207	A	Little Rock	65 50				
												254	H	Ole Miss	52 44				
												261	H	Southeastern La.	62 52				
												294	H	Nicholls St.	63 32				
												351	H	Florida A&M	73 45				
LAST 10 Division I																			
15	A	Mississippi St.	60 64	351	H	Florida A&M	73 45												
254	H	Ole Miss	52 44	38	A	FGCU	74 63												
19	A	Texas A&M	57 54	23	A	Oklahoma	68 90												
158	A	Missouri	65 69	294	H	Nicholls St.	63 32												
70	H	Alabama	71 60	179	N	Memphis	89 58												

Non-Div I Games:

LSU

■ Loss,
 ■ Non-Conf,
 ■ S Site,
 ■ H Home
 ■ A Away
 N Neutral

Average RPI Win:	231	WON-LOST	WINNING	LAST 10	STRENGTH OF	OPP. STRENGTH	TEAM	ADJ.	CONF.	ADJ CONF.
Average RPI Loss:	116	RECORD	PCT. RANK	GAMES	SCHEDULE	OF SCHEDULE	RPI	RPI	RPI	RPI
DIV. I ONLY	6- 11	250	0-10	97	227	198	198	12	12	
DIV. I NON-CONF.	6- 7	182	0-6	155	259	176	176	12	12	
TOTALS	RPI 1-25	RPI 26-50	W-L RECORDS	RPI 51-100	RPI 101-150	RPI 150+				
6- 11	0- 0	0- 1	OVERALL	0- 5	1- 3	5- 2				
2- 6	0- 0	0- 1	HOME	0- 3	1- 1	1- 1				
3- 5	0- 0	0- 0	AWAY	0- 2	0- 2	3- 1				
1- 0	0- 0	0- 0	NEUTRAL	0- 0	0- 0	1- 0				
6- 7	0- 0	0- 1	NON-CONFERENCE	0- 3	1- 1	5- 2				
2- 4	0- 0	0- 1	HOME	0- 1	1- 1	1- 1				
3- 3	0- 0	0- 0	AWAY	0- 2	0- 0	3- 1				
1- 0	0- 0	0- 0	NEUTRAL	0- 0	0- 0	1- 0				
0- 4	0- 0	0- 0	CONFERENCE	0- 2	0- 2	0- 0				
0- 2	0- 0	0- 0	HOME	0- 2	0- 0	0- 0				
0- 2	0- 0	0- 0	AWAY	0- 0	0- 2	0- 0				
0- 0	0- 0	0- 0	NEUTRAL	0- 0	0- 0	0- 0				

RPI 1-25				RPI 26-50				RPI 51-100				RPI 101+				Team's RPI: 198	
RPI	S	Opponent	Score	RPI	S	Opponent	Score	RPI	S	Opponent	Score	RPI	S	Opponent	Score		
				50	H	Temple	69 72	77	H	Villanova	69 77	115	A	Duquesne	56 82		
								83	A	Drexel	31 69	120	A	Massachusetts	62 76		
								88	A	Rider	43 70	122	H	Penn	49 65		
								99	H	Saint Louis	61 77	143	H	Harvard	75 69		
								100	H	Dayton	58 98	156	H	Robert Morris	68 71		
												160	A	Norfolk St.	55 52		
												205	A	Penn St.	69 67		
												221	A	Howard	78 62		
												265	A	Navy	46 61		
												313	N	UMBC	74 58		
												343	H	Coppin St.	79 46		
LAST 10 Division I																	
120	A	Massachusetts	62 76	77	H	Villanova	69 77										
115	A	Duquesne	56 82	83	A	Drexel	31 69										
99	H	Saint Louis	61 77	88	A	Rider	43 70										
100	H	Dayton	58 98	122	H	Penn	49 65										
50	H	Temple	69 72	265	A	Navy	46 61										

Non-Div I Games:

La Salle

Average RPI Win:	329	WON-LOST	WINNING	LAST 10	STRENGTH OF	OPP. STRENGTH	TEAM	ADJ.	CONF.	ADJ CONF.
Average RPI Loss:	242	RECORD	PCT. RANK	GAMES	SCHEDULE	OF SCHEDULE	RPI	RPI	RPI	RPI
DIV. I ONLY	3- 13	314	2-8	342	338	346	346	22	22	
DIV. I NON-CONF.	2- 9	304	1-4	344	341	349	349	22	22	
TOTALS	RPI 1-25	RPI 26-50	W-L RECORDS	RPI 51-100	RPI 101-150	RPI 150+				
3- 13	0- 0	0- 0	OVERALL	0- 1	0- 0	3- 12				
2- 4	0- 0	0- 0	HOME	0- 1	0- 0	2- 3				
1- 9	0- 0	0- 0	AWAY	0- 0	0- 0	1- 9				
0- 0	0- 0	0- 0	NEUTRAL	0- 0	0- 0	0- 0				
2- 9	0- 0	0- 0	NON-CONFERENCE	0- 0	0- 0	2- 9				
2- 3	0- 0	0- 0	HOME	0- 0	0- 0	2- 3				
0- 6	0- 0	0- 0	AWAY	0- 0	0- 0	0- 6				
0- 0	0- 0	0- 0	NEUTRAL	0- 0	0- 0	0- 0				
1- 4	0- 0	0- 0	CONFERENCE	0- 1	0- 0	1- 3				
0- 1	0- 0	0- 0	HOME	0- 1	0- 0	0- 0				
1- 3	0- 0	0- 0	AWAY	0- 0	0- 0	1- 3				
0- 0	0- 0	0- 0	NEUTRAL	0- 0	0- 0	0- 0				

RPI 1-25				RPI 26-50				RPI 51-100				RPI 101+ Team's RPI: 346			
RPI	S	Opponent	Score	RPI	S	Opponent	Score	RPI	S	Opponent	Score	RPI	S	Opponent	Score
								67	H	Troy	65 72	155	A	Tennessee Tech	68 75
												173	H	Southern Miss.	42 57
												189	A	Texas Tech	38 83
												254	A	Ole Miss	42 66
												255	A	South Alabama	63 72
												261	H	Southeastern La.	52 65
												266	A	North Texas	51 63
												287	A	Ga. Southern	47 64
												293	A	Texas St.	58 55
												294	A	Nicholls St.	59 74
												300	H	Houston Baptist	65 72
												318	A	McNeese	69 72
												323	A	Georgia St.	52 68
												344	H	Northwestern St.	63 54
												350	H	Mississippi Val.	74 66
LAST 10 Division I															
				293	A	Texas St.	58 55					350	H	Mississippi Val.	74 66
				255	A	South Alabama	63 72					189	A	Texas Tech	38 83
				67	H	Troy	65 72					266	A	North Texas	51 63
				323	A	Georgia St.	52 68					294	A	Nicholls St.	59 74
				287	A	Ga. Southern	47 64					300	H	Houston Baptist	65 72

Non-Div I Games:

La.-Monroe

■ Loss,
■ Non-Conf,
■ S Site,
■ H Home
■ A Away
N Neutral

Lafayette

Through Games Of Jan. 17, 2020

Average RPI Win:	284	WON-LOST	WINNING	LAST 10	STRENGTH OF	OPP. STRENGTH	TEAM	ADJ.	CONF.	ADJ CONF.
Average RPI Loss:	146	RECORD	PCT. RANK	GAMES	SCHEDULE	OF SCHEDULE	RPI	RPI	RPI	RPI
DIV. I ONLY	6- 9	223	4-6	208	321	243	243	15	15	
DIV. I NON-CONF.	4- 6	212	2-3	280	337	294	294	15	15	
TOTALS	RPI 1-25	RPI 26-50	W-L RECORDS	RPI 51-100	RPI 101-150	RPI 150+				
6- 9	0- 0	0- 0	OVERALL	0- 3	0- 3	6- 3				
5- 2	0- 0	0- 0	HOME	0- 0	0- 1	5- 1				
1- 7	0- 0	0- 0	AWAY	0- 3	0- 2	1- 2				
0- 0	0- 0	0- 0	NEUTRAL	0- 0	0- 0	0- 0				
4- 6	0- 0	0- 0	NON-CONFERENCE	0- 2	0- 1	4- 3				
3- 2	0- 0	0- 0	HOME	0- 0	0- 1	3- 1				
1- 4	0- 0	0- 0	AWAY	0- 2	0- 0	1- 2				
0- 0	0- 0	0- 0	NEUTRAL	0- 0	0- 0	0- 0				
2- 3	0- 0	0- 0	CONFERENCE	0- 1	0- 2	2- 0				
2- 0	0- 0	0- 0	HOME	0- 0	0- 0	2- 0				
0- 3	0- 0	0- 0	AWAY	0- 1	0- 2	0- 0				
0- 0	0- 0	0- 0	NEUTRAL	0- 0	0- 0	0- 0				

RPI S	Opponent	Score	RPI S	Opponent	Score	RPI S	Opponent	Score	RPI S	Opponent	Score	Team's RPI: 243
						53	A Seton Hall	50 74	102	A Colgate	52 73	
						54	A St. John's (NY)	44 76	115	H Duquesne	65 73	
						64	A Bucknell	36 50	141	A Holy Cross	56 57	
									195	H Boston U.	59 57	
									196	A Binghamton	64 74	
									217	H Manhattan	60 53	
									279	A Monmouth	44 52	
									285	H Loyola Maryland	55 52	
									313	H UMBC	58 65	
									326	A Albany (NY)	54 47	
									334	H Fairleigh Dickinson	61 29	
									347	H LIU Brooklyn	65 60	
LAST 10 Division I												
			102	A Colgate	52 73		313	H UMBC	58 65			
			285	H Loyola Maryland	55 52		53	A Seton Hall	50 74			
			141	A Holy Cross	56 57		279	A Monmouth	44 52			
			64	A Bucknell	36 50		217	H Manhattan	60 53			
			195	H Boston U.	59 57		326	A Albany (NY)	54 47			

Non-Div I Games:

Lafayette

■ Loss,
 ■ Non-Conf,
 ■ S Site,
 ■ H Home
 ■ A Away
 N Neutral

Average RPI Win:	270	WON-LOST	WINNING	LAST 10	STRENGTH OF	OPP. STRENGTH	TEAM	ADJ.	CONF.	ADJ CONF.
Average RPI Loss:	112	RECORD	PCT. RANK	GAMES	SCHEDULE	OF SCHEDULE	RPI	RPI	RPI	RPI
DIV. I ONLY	6- 8	212	6-4	162	226	193	193	25	25	
DIV. I NON-CONF.	2- 5	259	2-1	36	156	160	160	23	23	
TOTALS	RPI 1-25	RPI 26-50	W-L RECORDS	RPI 51-100	RPI 101-150	RPI 150+				
6- 8	0- 2	0- 1	OVERALL	0- 0	1- 4	5- 1				
3- 2	0- 0	0- 0	HOME	0- 0	0- 2	3- 0				
2- 6	0- 2	0- 1	AWAY	0- 0	0- 2	2- 1				
1- 0	0- 0	0- 0	NEUTRAL	0- 0	1- 0	0- 0				
2- 5	0- 2	0- 1	NON-CONFERENCE	0- 0	1- 1	1- 1				
1- 1	0- 0	0- 0	HOME	0- 0	0- 1	1- 0				
0- 4	0- 2	0- 1	AWAY	0- 0	0- 0	0- 1				
1- 0	0- 0	0- 0	NEUTRAL	0- 0	1- 0	0- 0				
4- 3	0- 0	0- 0	CONFERENCE	0- 0	0- 3	4- 0				
2- 1	0- 0	0- 0	HOME	0- 0	0- 1	2- 0				
2- 2	0- 0	0- 0	AWAY	0- 0	0- 2	2- 0				
0- 0	0- 0	0- 0	NEUTRAL	0- 0	0- 0	0- 0				

RPI 1-25				RPI 26-50				RPI 51-100				RPI 101+ Team's RPI: 193			
RPI	S	Opponent	Score	RPI	S	Opponent	Score	RPI	S	Opponent	Score	RPI	S	Opponent	Score
13	A	Baylor	28 90	39	A	Oklahoma St.	53 74					114	H	New Orleans	57 62
17	A	NC State	40 81									118	A	Abilene Christian	72 78
												128	N	Idaho	47 44
												133	H	Louisiana	63 74
												134	A	Sam Houston St.	47 68
												261	A	Southeastern La.	65 57
												294	A	Nicholls St.	84 78
												295	H	Denver	71 59
												300	H	Houston Baptist	60 53
												331	A	Cal Poly	56 57
												344	H	Northwestern St.	61 58
LAST 10 Division I															
134	A	Sam Houston St.	47 68	344	H	Northwestern St.	61 58								
300	H	Houston Baptist	60 53	261	A	Southeastern La.	65 57								
294	A	Nicholls St.	84 78	295	H	Denver	71 59								
118	A	Abilene Christian	72 78	331	A	Cal Poly	56 57								
114	H	New Orleans	57 62	128	N	Idaho	47 44								

Non-Div I Games: Howard Payne 96 36 LeTourneau 90 38

Lamar University

Loss, Non-Conf, S Site, H Home A Away N Neutral

Average RPI Win:	227	WON-LOST	WINNING	LAST 10	STRENGTH OF	OPP. STRENGTH	TEAM	ADJ.	CONF.	ADJ CONF.
Average RPI Loss:	86	RECORD	PCT. RANK	GAMES	SCHEDULE	OF SCHEDULE	RPI	RPI	RPI	RPI
DIV. I ONLY	12- 3	34	7-3	273	146	87	87	15	15	
DIV. I NON-CONF.	7- 3	80	2-3	210	183	92	92	15	15	
TOTALS	RPI 1-25	RPI 26-50	W-L RECORDS	RPI 51-100	RPI 101-150	RPI 150+				
12- 3	0- 0	0- 0	OVERALL	1- 2	1- 1	10- 0				
5- 0	0- 0	0- 0	HOME	1- 0	1- 0	3- 0				
7- 1	0- 0	0- 0	AWAY	0- 1	0- 0	7- 0				
0- 2	0- 0	0- 0	NEUTRAL	0- 1	0- 1	0- 0				
7- 3	0- 0	0- 0	NON-CONFERENCE	1- 2	1- 1	5- 0				
3- 0	0- 0	0- 0	HOME	1- 0	1- 0	1- 0				
4- 1	0- 0	0- 0	AWAY	0- 1	0- 0	4- 0				
0- 2	0- 0	0- 0	NEUTRAL	0- 1	0- 1	0- 0				
5- 0	0- 0	0- 0	CONFERENCE	0- 0	0- 0	5- 0				
2- 0	0- 0	0- 0	HOME	0- 0	0- 0	2- 0				
3- 0	0- 0	0- 0	AWAY	0- 0	0- 0	3- 0				
0- 0	0- 0	0- 0	NEUTRAL	0- 0	0- 0	0- 0				

RPI 1-25			RPI 26-50			RPI 51-100			Team's RPI: 87	RPI 101+		
RPI	S	Opponent	Score	RPI	S	Opponent	Score	RPI	S	Opponent	Score	
						53 H	Seton Hall	75	68	129 N	Fordham	57 59
						63 A	Minnesota	49	77	137 H	George Washington	59 53
						65 N	Ball St.	52	54	181 A	Merrimack	72 68
										194 A	American	64 63
										195 H	Boston U.	51 34
										208 A	Mt. St. Mary's	66 65
										256 A	Delaware St.	68 38
										265 A	Navy	60 53
										265 H	Navy	70 40
										285 A	Loyola Maryland	55 53
										337 A	Saint Peter's	80 71
										342 H	Central Conn. St.	70 51
LAST 10 Division I												
265 A		Navy	60	53	337 A	Saint Peter's	80	71				
194 A		American	64	63	63 A	Minnesota	49	77				
195 H		Boston U.	51	34	208 A	Mt. St. Mary's	66	65				
285 A		Loyola Maryland	55	53	129 N	Fordham	57	59				
265 H		Navy	70	40	65 N	Ball St.	52	54				

Non-Div I Games: Bloomsburg 91 43

Lehigh

Liberty

Through Games Of Jan. 17, 2020

Average RPI Win:	205	WON-LOST	WINNING	LAST 10	STRENGTH OF	OPP. STRENGTH	TEAM	ADJ.	CONF.	ADJ CONF.
Average RPI Loss:	104	RECORD	PCT. RANK	GAMES	SCHEDULE	OF SCHEDULE	RPI	RPI	RPI	RPI
DIV. I ONLY	9- 8	163	7-3	69	194	103	103	16	16	
DIV. I NON-CONF.	7- 6	161	5-1	83	126	96	96	16	16	
TOTALS	RPI 1-25	RPI 26-50	W-L RECORDS	RPI 51-100	RPI 101-150	RPI 150+				
9- 8	0- 1	0- 3	OVERALL	1- 0	0- 1	8- 3				
2- 4	0- 0	0- 0	HOME	0- 0	0- 1	2- 3				
5- 3	0- 0	0- 3	AWAY	0- 0	0- 0	5- 0				
2- 1	0- 1	0- 0	NEUTRAL	1- 0	0- 0	1- 0				
7- 6	0- 1	0- 2	NON-CONFERENCE	1- 0	0- 1	6- 2				
1- 3	0- 0	0- 0	HOME	0- 0	0- 1	1- 2				
4- 2	0- 0	0- 2	AWAY	0- 0	0- 0	4- 0				
2- 1	0- 1	0- 0	NEUTRAL	1- 0	0- 0	1- 0				
2- 2	0- 0	0- 1	CONFERENCE	0- 0	0- 0	2- 1				
1- 1	0- 0	0- 0	HOME	0- 0	0- 0	1- 1				
1- 1	0- 0	0- 1	AWAY	0- 0	0- 0	1- 0				
0- 0	0- 0	0- 0	NEUTRAL	0- 0	0- 0	0- 0				

RPI 1-25				RPI 26-50				RPI 51-100				RPI 101+ Team's RPI: 103			
RPI	S	Opponent	Score	RPI	S	Opponent	Score	RPI	S	Opponent	Score	RPI	S	Opponent	Score
5	N	Oregon St.	55 68	35	A	Virginia Tech	69 73	82	N	Bradley	75 63	108	H	UNC Greensboro	53 58
				38	A	FGCU	57 64					160	A	Norfolk St.	67 48
				41	A	James Madison	53 76					174	A	Hampton	83 59
												176	H	North Ala.	71 76
												180	N	Miami (OH)	65 53
												210	H	ETSU	62 63
												215	H	Chattanooga	54 71
												218	A	Saint Francis (PA)	71 52
												222	H	Jacksonville	85 76
												240	A	UMKC	68 44
												249	H	East Carolina	81 66
												321	A	NJIT	67 53
LAST 10 Division I															
				176	H	North Ala.	71 76	82	N	Bradley	75 63				
				222	H	Jacksonville	85 76	218	A	Saint Francis (PA)	71 52				
				38	A	FGCU	57 64	174	A	Hampton	83 59				
				321	A	NJIT	67 53	249	H	East Carolina	81 66				
				240	A	UMKC	68 44	5	N	Oregon St.	55 68				

Non-Div I Games:

Liberty

Loss, Non-Conf, S Site, H Home A Away N Neutral

Average RPI Win:	263	WON-LOST	WINNING	LAST 10	STRENGTH OF	OPP. STRENGTH	TEAM	ADJ.	CONF.	ADJ CONF.
Average RPI Loss:	143	RECORD	PCT. RANK	GAMES	SCHEDULE	OF SCHEDULE	RPI	RPI	RPI	RPI
DIV. I ONLY	3- 13	314	2-8	99	301	262	262	16	16	
DIV. I NON-CONF.	2- 10	313	1-5	132	290	293	293	16	16	
TOTALS	RPI 1-25	RPI 26-50	W-L RECORDS	RPI 51-100	RPI 101-150	RPI 150+				
3- 13	0- 0	0- 2	OVERALL	0- 5	0- 0	3- 6				
1- 5	0- 0	0- 0	HOME	0- 1	0- 0	1- 4				
2- 6	0- 0	0- 2	AWAY	0- 2	0- 0	2- 2				
0- 2	0- 0	0- 0	NEUTRAL	0- 2	0- 0	0- 0				
2- 10	0- 0	0- 1	NON-CONFERENCE	0- 5	0- 0	2- 4				
1- 3	0- 0	0- 0	HOME	0- 1	0- 0	1- 2				
1- 5	0- 0	0- 1	AWAY	0- 2	0- 0	1- 2				
0- 2	0- 0	0- 0	NEUTRAL	0- 2	0- 0	0- 0				
1- 3	0- 0	0- 1	CONFERENCE	0- 0	0- 0	1- 2				
0- 2	0- 0	0- 0	HOME	0- 0	0- 0	0- 2				
1- 1	0- 0	0- 1	AWAY	0- 0	0- 0	1- 0				
0- 0	0- 0	0- 0	NEUTRAL	0- 0	0- 0	0- 0				

RPI S	Opponent	Score	RPI S	Opponent	Score	RPI S	Opponent	Score	RPI S	Opponent	Score	Team's RPI: 262
38	A FGCU	56 82	45	A Middle Tenn.	49 70	71	A UT Martin	67 83	155	A Tennessee Tech	58 78	
						85	N Marist	63 74	176	H North Ala.	72 84	
						88	N Rider	76 81	211	H Murray St.	57 67	
						89	H Belmont	68 69	226	A Stetson	65 59	
						100	A Dayton	60 82	230	H Northern Ky.	71 69	
									244	H Kennesaw St.	66 74	
									247	H Eastern Ill.	56 66	
									312	A Jacksonville St.	63 65	
									332	A Tennessee St.	74 64	
LAST 10 Division I												
244	H Kennesaw St.	66 74	71	A UT Martin	67 83							
176	H North Ala.	72 84	89	H Belmont	68 69							
226	A Stetson	65 59	332	A Tennessee St.	74 64							
38	A FGCU	56 82	45	A Middle Tenn.	49 70							
155	A Tennessee Tech	58 78	247	H Eastern Ill.	56 66							

Non-Div I Games: Queens (NC) 86 45

Lipscomb

Loss, Non-Conf, S Site, H Home A Away N Neutral

Little Rock

Through Games Of Jan. 17, 2020

Average RPI Win:	272	WON-LOST	WINNING	LAST 10	STRENGTH OF	OPP. STRENGTH	TEAM	ADJ.	CONF.	ADJ CONF.
Average RPI Loss:	102	RECORD	PCT. RANK	GAMES	SCHEDULE	OF SCHEDULE	RPI	RPI	RPI	RPI
DIV. I ONLY	5- 11	261	4-6	74	160	207	207	22	22	
DIV. I NON-CONF.	2- 9	304	1-4	41	83	230	230	22	22	
TOTALS	RPI 1-25	RPI 26-50	W-L RECORDS	RPI 51-100	RPI 101-150	RPI 150+				
5- 11	0- 2	0- 3	OVERALL	0- 0	0- 3	5- 3				
4- 4	0- 0	0- 1	HOME	0- 0	0- 1	4- 2				
1- 7	0- 2	0- 2	AWAY	0- 0	0- 2	1- 1				
0- 0	0- 0	0- 0	NEUTRAL	0- 0	0- 0	0- 0				
2- 9	0- 2	0- 3	NON-CONFERENCE	0- 0	0- 1	2- 3				
2- 3	0- 0	0- 1	HOME	0- 0	0- 0	2- 2				
0- 6	0- 2	0- 2	AWAY	0- 0	0- 1	0- 1				
0- 0	0- 0	0- 0	NEUTRAL	0- 0	0- 0	0- 0				
3- 2	0- 0	0- 0	CONFERENCE	0- 0	0- 2	3- 0				
2- 1	0- 0	0- 0	HOME	0- 0	0- 1	2- 0				
1- 1	0- 0	0- 0	AWAY	0- 0	0- 1	1- 0				
0- 0	0- 0	0- 0	NEUTRAL	0- 0	0- 0	0- 0				

RPI S	Opponent	Score	RPI S	Opponent	Score	RPI S	Opponent	Score	RPI S	Opponent	Score	Team's RPI: 207
15	A Mississippi St.	50 89	33	H LSU	50 65				107	A UT Arlington	58 65	
19	A Texas A&M	35 78	44	A Western Ky.	58 77				110	H Coastal Caro.	48 68	
			47	A Arkansas	53 86				135	A Rice	40 66	
									179	H Memphis	50 68	
									191	A Fla. Atlantic	72 79	
									220	H Tulsa	63 51	
									237	H Louisiana Tech	38 43	
									239	H Central Ark.	63 48	
									287	H Ga. Southern	58 46	
									293	A Texas St.	78 66	
									323	H Georgia St.	66 46	
LAST 10 Division I												
110	H Coastal Caro.	48 68	15	A Mississippi St.	50 89							
323	H Georgia St.	66 46	47	A Arkansas	53 86							
287	H Ga. Southern	58 46	179	H Memphis	50 68							
107	A UT Arlington	58 65	220	H Tulsa	63 51							
293	A Texas St.	78 66	237	H Louisiana Tech	38 43							

Non-Div I Games:

Little Rock

Loss, Non-Conf, S Site, H Home A Away N Neutral

Average RPI Win: 261	WON-LOST	WINNING	LAST 10	STRENGTH OF	OPP. STRENGTH	TEAM	ADJ.	CONF.	ADJ CONF.
Average RPI Loss: 184	RECORD	PCT. RANK	GAMES	SCHEDULE	OF SCHEDULE	RPI	RPI	RPI	RPI
DIV. I ONLY	5- 10	253	4-6	293	183	286	286	26	26
DIV. I NON-CONF.	4- 8	235	3-4	279	139	279	279	26	26
TOTALS	RPI 1-25	RPI 26-50	W-L RECORDS	RPI 51-100	RPI 101-150	RPI 150+			
5- 10	0- 2	0- 0	OVERALL	0- 1	1- 1	4- 6			
2- 3	0- 1	0- 0	HOME	0- 0	0- 0	2- 2			
1- 7	0- 1	0- 0	AWAY	0- 1	1- 1	0- 4			
2- 0	0- 0	0- 0	NEUTRAL	0- 0	0- 0	2- 0			
4- 8	0- 2	0- 0	NON-CONFERENCE	0- 1	1- 1	3- 4			
1- 3	0- 1	0- 0	HOME	0- 0	0- 0	1- 2			
1- 5	0- 1	0- 0	AWAY	0- 1	1- 1	0- 2			
2- 0	0- 0	0- 0	NEUTRAL	0- 0	0- 0	2- 0			
1- 2	0- 0	0- 0	CONFERENCE	0- 0	0- 0	1- 2			
1- 0	0- 0	0- 0	HOME	0- 0	0- 0	1- 0			
0- 2	0- 0	0- 0	AWAY	0- 0	0- 0	0- 2			
0- 0	0- 0	0- 0	NEUTRAL	0- 0	0- 0	0- 0			

RPI 1-25				RPI 26-50				RPI 51-100				RPI 101+ Team's RPI: 286			
RPI	S	Opponent	Score	RPI	S	Opponent	Score	RPI	S	Opponent	Score	RPI	S	Opponent	Score
9	A	UCLA	51 86					78	A	Southern California	40 57	101	A	California	45 68
10	H	Oregon	45 81									146	A	Santa Clara	54 46
												205	N	Penn St.	64 56
												209	A	Cal St. Fullerton	65 69
												231	A	UC Davis	55 57
												276	H	LMU (CA)	57 70
												289	H	Utah St.	48 56
												298	A	California Baptist	70 79
												303	H	Air Force	74 68
												319	N	UTRGV	69 65
												331	H	Cal Poly	72 69
												340	A	Seattle U	54 66
LAST 10 Division I															
231	A	UC Davis	55 57	303	H	Air Force	74 68								
209	A	Cal St. Fullerton	65 69	10	H	Oregon	45 81								
331	H	Cal Poly	72 69	340	A	Seattle U	54 66								
78	A	Southern California	40 57	146	A	Santa Clara	54 46								
319	N	UTRGV	69 65	101	A	California	45 68								

Non-Div I Games: Westcliff 94 47 Bethesda (CA) 90 43

Long Beach St.

Loss, Non-Conf, S Site, H Home A Away N Neutral

Average RPI Win:	276	WON-LOST	WINNING	LAST 10	STRENGTH OF	OPP. STRENGTH	TEAM	ADJ.	CONF.	ADJ CONF.
Average RPI Loss:	185	RECORD	PCT. RANK	GAMES	SCHEDULE	OF SCHEDULE	RPI	RPI	RPI	RPI
DIV. I ONLY	8- 7	153	6-4	333	237	270	270	27	27	
DIV. I NON-CONF.	4- 5	195	2-2	318	151	270	270	27	27	
TOTALS	RPI 1-25	RPI 26-50	W-L RECORDS	RPI 51-100	RPI 101-150	RPI 150+				
8- 7	0- 0	0- 1	OVERALL	0- 0	0- 2	8- 4				
5- 3	0- 0	0- 0	HOME	0- 0	0- 1	5- 2				
3- 4	0- 0	0- 1	AWAY	0- 0	0- 1	3- 2				
0- 0	0- 0	0- 0	NEUTRAL	0- 0	0- 0	0- 0				
4- 5	0- 0	0- 1	NON-CONFERENCE	0- 0	0- 1	4- 3				
3- 1	0- 0	0- 0	HOME	0- 0	0- 0	3- 1				
1- 4	0- 0	0- 1	AWAY	0- 0	0- 1	1- 2				
0- 0	0- 0	0- 0	NEUTRAL	0- 0	0- 0	0- 0				
4- 2	0- 0	0- 0	CONFERENCE	0- 0	0- 1	4- 1				
2- 2	0- 0	0- 0	HOME	0- 0	0- 1	2- 1				
2- 0	0- 0	0- 0	AWAY	0- 0	0- 0	2- 0				
0- 0	0- 0	0- 0	NEUTRAL	0- 0	0- 0	0- 0				

RPI S	Opponent	Score	RPI S	Opponent	Score	RPI S	Opponent	Score	RPI S	Opponent	Score	Team's RPI: 270
			41	A James Madison	53 93				131	H Campbell	55 70	
									142	A Florida	54 71	
									160	A Norfolk St.	46 49	
									219	H UNCW	59 58	
									229	H Brown	86 76	
									236	H Gardner-Webb	80 70	
									249	H East Carolina	61 64	
									256	H Delaware St.	78 62	
									263	H Radford	61 62	
									292	A Presbyterian	71 60	
									302	A UMES	71 62	
									308	A Wofford	76 79	
									333	A USC Upstate	70 62	
									339	H Charleston So.	84 64	
LAST 10 Division I												
			263	H Radford	61 62				236	H Gardner-Webb	80 70	
			333	A USC Upstate	70 62				302	A UMES	71 62	
			339	H Charleston So.	84 64				256	H Delaware St.	78 62	
			131	H Campbell	55 70				160	A Norfolk St.	46 49	
			292	A Presbyterian	71 60				249	H East Carolina	61 64	

Non-Div I Games:

Longwood

■ Loss,
 ■ Non-Conf, S Site,
 ■ Home
 ■ Away
 N Neutral

Louisiana

Through Games Of Jan. 17, 2020

Average RPI Win:	223	WON-LOST	WINNING	LAST 10	STRENGTH OF	OPP. STRENGTH	TEAM	ADJ.	CONF.	ADJ CONF.
Average RPI Loss:	166	RECORD	PCT. RANK	GAMES	SCHEDULE	OF SCHEDULE	RPI	RPI	RPI	RPI
DIV. I ONLY	8- 6	136	5-5	236	195	133	133	22	22	
DIV. I NON-CONF.	5- 4	140	2-3	250	174	144	144	22	22	
TOTALS	RPI 1-25	RPI 26-50	W-L RECORDS	RPI 51-100	RPI 101-150	RPI 150+				
8- 6	0- 1	0- 0	OVERALL	1- 0	1- 2	6- 3				
3- 1	0- 1	0- 0	HOME	0- 0	0- 0	3- 0				
5- 5	0- 0	0- 0	AWAY	1- 0	1- 2	3- 3				
0- 0	0- 0	0- 0	NEUTRAL	0- 0	0- 0	0- 0				
5- 4	0- 1	0- 0	NON-CONFERENCE	0- 0	1- 1	4- 2				
2- 1	0- 1	0- 0	HOME	0- 0	0- 0	2- 0				
3- 3	0- 0	0- 0	AWAY	0- 0	1- 1	2- 2				
0- 0	0- 0	0- 0	NEUTRAL	0- 0	0- 0	0- 0				
3- 2	0- 0	0- 0	CONFERENCE	1- 0	0- 1	2- 1				
1- 0	0- 0	0- 0	HOME	0- 0	0- 0	1- 0				
2- 2	0- 0	0- 0	AWAY	1- 0	0- 1	1- 1				
0- 0	0- 0	0- 0	NEUTRAL	0- 0	0- 0	0- 0				

RPI S	Opponent	Score	RPI S	Opponent	Score	RPI S	Opponent	Score	RPI S	Opponent	Score	Team's RPI: 133
15	H Mississippi St.	48 64				67	A Troy	79 73	107	A UT Arlington	52 79	
									114	A New Orleans	65 60	
									134	A Sam Houston St.	73 77	
									184	A Jackson St.	54 65	
									193	A Lamar University	74 63	
									254	A Ole Miss	53 42	
									255	H South Alabama	73 68	
									261	H Southeastern La.	60 50	
									266	A North Texas	66 69	
									287	A Ga. Southern	67 83	
									318	H McNeese	75 55	
									323	A Georgia St.	75 65	
LAST 10 Division I												
107	A UT Arlington	52 79	184	A Jackson St.	54 65							
67	A Troy	79 73	254	A Ole Miss	53 42							
255	H South Alabama	73 68	15	H Mississippi St.	48 64							
287	A Ga. Southern	67 83	266	A North Texas	66 69							
323	A Georgia St.	75 65	193	A Lamar University	74 63							

Non-Div I Games: Loyola (LA) 67 51 Xavier (LA) 62 49

Louisiana

Loss, Non-Conf, S Site, H Home A Away N Neutral

Through Games Of Sun: 17, 1918									
Average RPI Win: 244	WON-LOST	WINNING	LAST 10	STRENGTH OF	OPP. STRENGTH	TEAM	ADJ.	CONF.	ADJ CONF.
Average RPI Loss: 189	RECORD	PCT. RANK	GAMES	SCHEDULE	OF SCHEDULE	RPI	RPI	RPI	RPI
DIV. I ONLY	7- 6	148	6-4	301	200	237	237	13	13
DIV. I NON-CONF.	6- 3	90	5-1	337	163	226	226	14	14
TOTALS	RPI 1-25	RPI 26-50	W-L RECORDS	RPI 51-100	RPI 101-150	RPI 150+			
7- 6	0- 0	0- 0	OVERALL	0- 0	0- 3	7- 3			
6- 2	0- 0	0- 0	HOME	0- 0	0- 1	6- 1			
1- 4	0- 0	0- 0	AWAY	0- 0	0- 2	1- 2			
0- 0	0- 0	0- 0	NEUTRAL	0- 0	0- 0	0- 0			
6- 3	0- 0	0- 0	NON-CONFERENCE	0- 0	0- 2	6- 1			
5- 1	0- 0	0- 0	HOME	0- 0	0- 1	5- 0			
1- 2	0- 0	0- 0	AWAY	0- 0	0- 1	1- 1			
0- 0	0- 0	0- 0	NEUTRAL	0- 0	0- 0	0- 0			
1- 3	0- 0	0- 0	CONFERENCE	0- 0	0- 1	1- 2			
1- 1	0- 0	0- 0	HOME	0- 0	0- 0	1- 1			
0- 2	0- 0	0- 0	AWAY	0- 0	0- 1	0- 1			
0- 0	0- 0	0- 0	NEUTRAL	0- 0	0- 0	0- 0			

RPI 1-25				RPI 26-50				RPI 51-100				RPI 101+				Team's RPI: 237	
RPI	S	Opponent	Score	RPI	S	Opponent	Score	RPI	S	Opponent	Score	RPI	S	Opponent	Score		
												135	A	Rice	47	60	
												138	A	Houston	53	67	
												144	H	Wichita St.	80	88	
												173	A	Southern Miss.	60	66	
												179	H	Memphis	83	74	
												206	H	UTEP	87	80	
												207	A	Little Rock	43	38	
												213	H	Arkansas St.	67	54	
												254	A	Ole Miss	53	76	
												261	H	Southeastern La.	92	78	
												290	H	UTSA	73	82	
												318	H	McNeese	79	54	
												327	H	Grambling	70	66	
LAST 10 Division I																	
				135	A	Rice	47	60	327	H	Grambling	70	66				
				206	H	UTEP	87	80	261	H	Southeastern La.	92	78				
				290	H	UTSA	73	82	138	A	Houston	53	67				
				173	A	Southern Miss.	60	66	318	H	McNeese	79	54				
				213	H	Arkansas St.	67	54	207	A	Little Rock	43	38				

Non-Div I Games:	Loyola (LA)	71	52	LSU-Alexandria	93	61
------------------	-------------	----	----	----------------	----	----

Louisiana Tech

■ Loss, ■ Non-Conf, S Site, H Home A Away N Neutral

Louisville

Through Games Of Jan. 17, 2020

HEAD-TO-HEAD				Through Games of Sat. 17, 1910						
Average RPI Win:	94	WON-LOST	WINNING	LAST 10	STRENGTH OF	OPP. STRENGTH	TEAM	ADJ.	CONF.	ADJ CONF.
Average RPI Loss:	36	RECORD	PCT. RANK	GAMES	SCHEDULE	OF SCHEDULE	RPI	RPI	RPI	RPI
DIV. I ONLY	17- 1	1	9-1	24	3	1	1	4	4	
DIV. I NON-CONF.	11- 1	13	3-1	12	9	2	2	3	3	

TOTALS	RPI 1-25	RPI 26-50		W-L RECORDS		RPI 51-100	RPI 101-150	RPI 150+		
17- 1	2- 0	5- 1		OVERALL		3- 0	3- 0	4- 0		
8- 0	0- 0	3- 0		HOME		2- 0	1- 0	2- 0		
6- 1	1- 0	1- 1		AWAY		1- 0	1- 0	2- 0		
3- 0	1- 0	1- 0		NEUTRAL		0- 0	1- 0	0- 0		
11- 1	2- 0	3- 1		NON-CONFERENCE		1- 0	2- 0	3- 0		
5- 0	0- 0	2- 0		HOME		0- 0	1- 0	2- 0		
3- 1	1- 0	0- 1		AWAY		1- 0	0- 0	1- 0		
3- 0	1- 0	1- 0		NEUTRAL		0- 0	1- 0	0- 0		
6- 0	0- 0	2- 0		CONFERENCE		2- 0	1- 0	1- 0		
3- 0	0- 0	1- 0		HOME		2- 0	0- 0	0- 0		
3- 0	0- 0	1- 0		AWAY		0- 0	1- 0	1- 0		
0- 0	0- 0	0- 0		NEUTRAL		0- 0	0- 0	0- 0		

RPI	S	Opponent	Score	RPI	S	Opponent	Score	RPI	S	Opponent	Score	RPI	S	Opponent	Score
10	N	Oregon	72 62	27	H	Central Mich.	76 63	56	H	Wake Forest	75 61	104	A	Boston College	81 70
16	A	Kentucky	67 66	36	A	Ohio St.	60 67	71	A	UT Martin	71 63	106	H	Boise St.	98 82
				39	N	Oklahoma St.	69 48	91	H	Syracuse	62 58	107	N	UT Arlington	76 67
				40	A	Miami (FL)	87 41					182	A	Clemson	75 50
				42	H	Duke	60 55					211	H	Murray St.	76 40
				44	H	Western Ky.	75 56					215	H	Chattanooga	86 37
												230	A	Northern Ky.	85 57
LAST 10 Division I															
104	A	Boston College	81 70	91	H	Syracuse	62 58								
56	H	Wake Forest	75 61	71	A	UT Martin	71 63								
40	A	Miami (FL)	87 41	16	A	Kentucky	67 66								
42	H	Duke	60 55	230	A	Northern Ky.	85 57								
182	A	Clemson	75 50	36	A	Ohio St.	60 67								

Non-Div I Games:

Louisville

■ Loss,
 ■ Non-Conf, S Site,
 ■ Home
 ■ Away
 N Neutral

Loyola Chicago

Through Games Of Jan. 17, 2020

Average RPI Win:	239	WON-LOST	WINNING	LAST 10	STRENGTH OF	OPP. STRENGTH	TEAM	ADJ.	CONF.	ADJ CONF.
Average RPI Loss:	56	RECORD	PCT. RANK	GAMES	SCHEDULE	OF SCHEDULE	RPI	RPI	RPI	RPI
DIV. I ONLY	12- 4	50	6-4	219	187	116	116	7	7	
DIV. I NON-CONF.	9- 2	39	3-2	259	271	108	108	7	7	
TOTALS	RPI 1-25	RPI 26-50	W-L RECORDS	RPI 51-100	RPI 101-150	RPI 150+				
12- 4	0- 2	0- 0	OVERALL	1- 1	1- 1	10- 0				
4- 4	0- 2	0- 0	HOME	1- 1	0- 1	3- 0				
8- 0	0- 0	0- 0	AWAY	0- 0	1- 0	7- 0				
0- 0	0- 0	0- 0	NEUTRAL	0- 0	0- 0	0- 0				
9- 2	0- 1	0- 0	NON-CONFERENCE	0- 0	1- 1	8- 0				
3- 2	0- 1	0- 0	HOME	0- 0	0- 1	3- 0				
6- 0	0- 0	0- 0	AWAY	0- 0	1- 0	5- 0				
0- 0	0- 0	0- 0	NEUTRAL	0- 0	0- 0	0- 0				
3- 2	0- 1	0- 0	CONFERENCE	1- 1	0- 0	2- 0				
1- 2	0- 1	0- 0	HOME	1- 1	0- 0	0- 0				
2- 0	0- 0	0- 0	AWAY	0- 0	0- 0	2- 0				
0- 0	0- 0	0- 0	NEUTRAL	0- 0	0- 0	0- 0				

RPI 1-25				RPI 26-50				RPI 51-100				RPI 101+ Team's RPI: 116			
RPI	S	Opponent	Score	RPI	S	Opponent	Score	RPI	S	Opponent	Score	RPI	S	Opponent	Score
4	H	Missouri St.	72 74					66	H	Southern Ill.	51 49	124	H	Western Mich.	60 70
12	H	DePaul	76 83					82	H	Bradley	47 60	136	A	Portland	78 64
												153	H	Dartmouth	61 40
												203	H	Bowling Green	84 76
												240	A	UMKC	72 67
												247	A	Eastern Ill.	67 51
												252	H	Vermont	78 76
												275	A	Indiana St.	58 51
												307	A	Detroit Mercy	89 60
												310	A	SIUE	63 50
												325	A	Evansville	71 61
												349	A	Chicago St.	98 53
LAST 10 Division I															
				82	H	Bradley	47 60	124	H	Western Mich.	60 70				
				275	A	Indiana St.	58 51	12	H	DePaul	76 83				
				325	A	Evansville	71 61	203	H	Bowling Green	84 76				
				66	H	Southern Ill.	51 49	310	A	SIUE	63 50				
				4	H	Missouri St.	72 74	153	H	Dartmouth	61 40				

Non-Div I Games:

Loyola Chicago

■ Loss,
 ■ Non-Conf, S Site,
 ■ Home
 ■ Away
 N Neutral

Loyola Maryland

Through Games Of Jan. 17, 2020

Average RPI Win:	255	WON-LOST	WINNING	LAST 10	STRENGTH OF	OPP. STRENGTH	TEAM	ADJ.	CONF.	ADJ CONF.
Average RPI Loss:	153	RECORD	PCT. RANK	GAMES	SCHEDULE	OF SCHEDULE	RPI	RPI	RPI	RPI
DIV. I ONLY	3- 13	314	2-8	133	246	285	285	15	15	
DIV. I NON-CONF.	3- 8	268	2-3	195	224	263	263	15	15	
TOTALS	RPI 1-25	RPI 26-50	W-L RECORDS	RPI 51-100	RPI 101-150	RPI 150+				
3- 13	0- 2	0- 0	OVERALL	0- 1	0- 4	3- 6				
2- 4	0- 0	0- 0	HOME	0- 1	0- 2	2- 1				
1- 8	0- 2	0- 0	AWAY	0- 0	0- 1	1- 5				
0- 1	0- 0	0- 0	NEUTRAL	0- 0	0- 1	0- 0				
3- 8	0- 2	0- 0	NON-CONFERENCE	0- 0	0- 2	3- 4				
2- 1	0- 0	0- 0	HOME	0- 0	0- 0	2- 1				
1- 6	0- 2	0- 0	AWAY	0- 0	0- 1	1- 3				
0- 1	0- 0	0- 0	NEUTRAL	0- 0	0- 1	0- 0				
0- 5	0- 0	0- 0	CONFERENCE	0- 1	0- 2	0- 2				
0- 3	0- 0	0- 0	HOME	0- 1	0- 2	0- 0				
0- 2	0- 0	0- 0	AWAY	0- 0	0- 0	0- 2				
0- 0	0- 0	0- 0	NEUTRAL	0- 0	0- 0	0- 0				

RPI 1-25				RPI 26-50				RPI 51-100				RPI 101+ Team's RPI: 285			
RPI	S	Opponent	Score	RPI	S	Opponent	Score	RPI	S	Opponent	Score	RPI	S	Opponent	Score
14	A	Northwestern	46 67					87	H	Lehigh	53 55	102	H	Colgate	74 76
21	A	Maryland	45 105									127	A	Notre Dame	60 84
												139	N	Wright St.	51 66
												141	H	Holy Cross	56 64
												153	H	Dartmouth	72 56
												191	A	Fla. Atlantic	61 72
												195	A	Boston U.	42 44
												208	A	Mt. St. Mary's	75 81
												221	H	Howard	69 75
												243	A	Lafayette	52 55
												279	H	Monmouth	64 48
												296	A	St. Francis Brooklyn	78 89
												334	A	Fairleigh Dickinson	75 46
LAST 10 Division I															
195	A	Boston U.	42 44	153	H	Dartmouth	72 56								
243	A	Lafayette	52 55	279	H	Monmouth	64 48								
102	H	Colgate	74 76	21	A	Maryland	45 105								
87	H	Lehigh	53 55	208	A	Mt. St. Mary's	75 81								
141	H	Holy Cross	56 64	139	N	Wright St.	51 66								

Non-Div I Games:

Loyola Maryland

Loss, Non-Conf, S Site, H Home A Away N Neutral

Maine

Through Games Of Jan. 17, 2020

Average RPI Win:	274	WON-LOST	WINNING	LAST 10	STRENGTH OF	OPP. STRENGTH	TEAM	ADJ.	CONF.	ADJ CONF.
Average RPI Loss:	123	RECORD	PCT. RANK	GAMES	SCHEDULE	OF SCHEDULE	RPI	RPI	RPI	RPI
DIV. I ONLY	6- 12	253	4-6	160	210	250	250	28	28	
DIV. I NON-CONF.	3- 10	282	1-4	104	134	249	249	28	28	
TOTALS	RPI 1-25	RPI 26-50	W-L RECORDS	RPI 51-100	RPI 101-150	RPI 150+				
6- 12	0- 1	0- 2	OVERALL	0- 2	0- 2	6- 5				
5- 3	0- 0	0- 0	HOME	0- 0	0- 1	5- 2				
1- 6	0- 1	0- 0	AWAY	0- 1	0- 1	1- 3				
0- 3	0- 0	0- 2	NEUTRAL	0- 1	0- 0	0- 0				
3- 10	0- 1	0- 2	NON-CONFERENCE	0- 2	0- 1	3- 4				
2- 3	0- 0	0- 0	HOME	0- 0	0- 1	2- 2				
1- 4	0- 1	0- 0	AWAY	0- 1	0- 0	1- 2				
0- 3	0- 0	0- 2	NEUTRAL	0- 1	0- 0	0- 0				
3- 2	0- 0	0- 0	CONFERENCE	0- 0	0- 1	3- 1				
3- 0	0- 0	0- 0	HOME	0- 0	0- 0	3- 0				
0- 2	0- 0	0- 0	AWAY	0- 0	0- 1	0- 1				
0- 0	0- 0	0- 0	NEUTRAL	0- 0	0- 0	0- 0				

RPI 1-25				RPI 26-50				RPI 51-100				RPI 101+ Team's RPI: 250			
RPI	S	Opponent	Score	RPI	S	Opponent	Score	RPI	S	Opponent	Score	RPI	S	Opponent	Score
17	A	NC State	34 62	30	N	Arizona St.	31 57	83	A	Drexel	57 70	104	A	Stony Brook	69 73
				31	N	Drake	62 94	100	N	Dayton	49 78	143	H	Harvard	40 69
												153	A	Dartmouth	41 57
												162	H	Northeastern	58 66
												178	H	Green Bay	61 60
												195	H	Boston U.	49 62
												223	A	UMass Lowell	57 66
												229	A	Brown	70 76
												248	A	Delaware	69 56
												265	H	Navy	46 41
												291	H	New Hampshire	67 50
												326	H	Albany (NY)	60 49
												336	H	Hartford	87 73
LAST 10 Division I															
223	A	UMass Lowell	57 66	83	A	Drexel	57 70								
326	H	Albany (NY)	60 49	162	H	Northeastern	58 66								
291	H	New Hampshire	67 50	178	H	Green Bay	61 60								
104	A	Stony Brook	69 73	153	A	Dartmouth	41 57								
336	H	Hartford	87 73	143	H	Harvard	40 69								

Non-Div I Games: Husson 104 43

Maine

■ Loss,
 ■ Non-Conf, S Site,
 ■ Home
 ■ Away
 N Neutral

RPI 1-25			RPI 26-50			RPI 51-100			RPI 101+			Team's RPI: 217					
RPI	S	Opponent	Score	RPI	S	Opponent	Score	RPI	S	Opponent	Score	RPI	S	Opponent	Score		
								59	A	Nebraska	51	71	104	A	Stony Brook	54	59
								77	A	Villanova	51	63	115	H	Duquesne	65	76
													129	H	Fordham	45	51
													153	H	Dartmouth	70	58
													200	A	Quinnipiac	58	70
													228	H	Niagara	68	65
													243	A	Lafayette	53	60
													245	H	Army West Point	86	56
													279	A	Monmouth	60	62
													316	A	Siena	80	50
													330	H	Canisius	68	50
													334	A	Fairleigh Dickinson	62	61
													337	A	Saint Peter's	85	52
LAST 10 Division I																	
				316	A	Siena	80	50	59	A	Nebraska	51	71				
				200	A	Quinnipiac	58	70	279	A	Monmouth	60	62				
				337	A	Saint Peter's	85	52	245	H	Army West Point	86	56				
				228	H	Niagara	68	65	129	H	Fordham	45	51				
				330	H	Canisius	68	50	153	H	Dartmouth	70	58				

Non-Div I Games:

Average RPI Win:	223	WON-LOST	WINNING	LAST 10	STRENGTH OF	OPP. STRENGTH	TEAM	ADJ.	CONF.	ADJ CONF.
Average RPI Loss:	45	RECORD	PCT. RANK	GAMES	SCHEDULE	OF SCHEDULE	RPI	RPI	RPI	RPI
DIV. I ONLY	11- 3	39	7-3	201	190	85	85	24	24	
DIV. I NON-CONF.	7- 2	56	3-2	115	65	47	47	25	25	
TOTALS	RPI 1-25	RPI 26-50	W-L RECORDS	RPI 51-100	RPI 101-150	RPI 150+				
11- 3	0- 1	0- 1	OVERALL	1- 1	2- 0	8- 0				
5- 2	0- 1	0- 0	HOME	0- 1	1- 0	4- 0				
4- 1	0- 0	0- 1	AWAY	0- 0	1- 0	3- 0				
2- 0	0- 0	0- 0	NEUTRAL	1- 0	0- 0	1- 0				
7- 2	0- 1	0- 1	NON-CONFERENCE	1- 0	2- 0	4- 0				
3- 1	0- 1	0- 0	HOME	0- 0	1- 0	2- 0				
2- 1	0- 0	0- 1	AWAY	0- 0	1- 0	1- 0				
2- 0	0- 0	0- 0	NEUTRAL	1- 0	0- 0	1- 0				
4- 1	0- 0	0- 0	CONFERENCE	0- 1	0- 0	4- 0				
2- 1	0- 0	0- 0	HOME	0- 1	0- 0	2- 0				
2- 0	0- 0	0- 0	AWAY	0- 0	0- 0	2- 0				
0- 0	0- 0	0- 0	NEUTRAL	0- 0	0- 0	0- 0				

RPI 1-25				RPI 26-50				RPI 51-100				Team's RPI: 85	RPI 101+			
RPI	S	Opponent	Score	RPI	S	Opponent	Score	RPI	S	Opponent	Score		RPI	S	Opponent	Score
20	H	Princeton	50 62	27	A	Central Mich.	54 77	88	H	Rider	72 76		107	A	UT Arlington	73 57
								98	N	North Florida	69 54		109	H	Elon	63 55
													178	H	Green Bay	72 60
													195	A	Boston U.	89 75
													228	A	Niagara	94 67
													262	N	Lipscomb	74 63
													279	H	Monmouth	76 66
													326	H	Albany (NY)	76 52
													330	A	Canisius	90 59
													337	H	Saint Peter's	96 76
LAST 10 Division I																
				88	H	Rider	72 76	107	A	UT Arlington	73 57					
				228	A	Niagara	94 67	178	H	Green Bay	72 60					
				330	A	Canisius	90 59	20	H	Princeton	50 62					
				337	H	Saint Peter's	96 76	27	A	Central Mich.	54 77					
				279	H	Monmouth	76 66	262	N	Lipscomb	74 63					

Non-Div I Games:

Marist

■ Loss,
 ■ Non-Conf,
 S Site,
 ■ Home
 ■ Away
 N Neutral

Average RPI Win:	158	WON-LOST	WINNING	LAST 10	STRENGTH OF	OPP. STRENGTH	TEAM	ADJ.	CONF.	ADJ CONF.
Average RPI Loss:	37	RECORD	PCT. RANK	GAMES	SCHEDULE	OF SCHEDULE	RPI	RPI	RPI	RPI
DIV. I ONLY	12- 5	66	7-3	34	65	34	34	6	6	
DIV. I NON-CONF.	9- 2	39	4-0	87	112	45	45	6	6	
TOTALS	RPI 1-25	RPI 26-50	W-L RECORDS	RPI 51-100	RPI 101-150	RPI 150+				
12- 5	0- 4	0- 0	OVERALL	5- 0	1- 1	6- 0				
6- 2	0- 2	0- 0	HOME	4- 0	0- 0	2- 0				
5- 3	0- 2	0- 0	AWAY	1- 0	1- 1	3- 0				
1- 0	0- 0	0- 0	NEUTRAL	0- 0	0- 0	1- 0				
9- 2	0- 2	0- 0	NON-CONFERENCE	3- 0	0- 0	6- 0				
4- 2	0- 2	0- 0	HOME	2- 0	0- 0	2- 0				
4- 0	0- 0	0- 0	AWAY	1- 0	0- 0	3- 0				
1- 0	0- 0	0- 0	NEUTRAL	0- 0	0- 0	1- 0				
3- 3	0- 2	0- 0	CONFERENCE	2- 0	1- 1	0- 0				
2- 0	0- 0	0- 0	HOME	2- 0	0- 0	0- 0				
1- 3	0- 2	0- 0	AWAY	0- 0	1- 1	0- 0				
0- 0	0- 0	0- 0	NEUTRAL	0- 0	0- 0	0- 0				

RPI 1-25				RPI 26-50		Team's RPI: 34		RPI 51-100				RPI 101+			
RPI	S	Opponent	Score	RPI	S	Opponent	Score	RPI	S	Opponent	Score	RPI	S	Opponent	Score
12	A	DePaul	71 89					53	H	Seton Hall	81 60	112	A	Providence	60 50
14	H	Northwestern	56 64					54	H	St. John's (NY)	94 85	121	A	Butler	55 61
15	H	Mississippi St.	68 74					72	H	Illinois St.	58 41	152	A	Saint Mary's (CA)	77 63
22	A	Creighton	62 72					84	A	South Dakota St.	65 58	178	A	Green Bay	60 47
								89	H	Belmont	53 51	220	N	Tulsa	61 60
												281	A	Milwaukee	78 56
												296	H	St. Francis Brooklyn	92 71
												299	H	Morgan St.	70 48
LAST 10 Division I															
121	A	Butler	55 61	12	A	DePaul	71 89	89	H	Belmont	53 51	84	A	South Dakota St.	65 58
53	H	Seton Hall	81 60	281	A	Milwaukee	78 56	220	N	Tulsa	61 60				
54	H	St. John's (NY)	94 85												
112	A	Providence	60 50												
22	A	Creighton	62 72												

Non-Div I Games:

Marquette

■ Loss,
 ■ Non-Conf,
 ■ S Site,
 ■ H Home
 ■ A Away
 N Neutral

Average RPI Win:	242	WON-LOST	WINNING	LAST 10	STRENGTH OF	OPP. STRENGTH	TEAM	ADJ.	CONF.	ADJ CONF.
Average RPI Loss:	151	RECORD	PCT. RANK	GAMES	SCHEDULE	OF SCHEDULE	RPI	RPI	RPI	RPI
DIV. I ONLY	5- 9	244	3-7	284	130	274	274	13	13	
DIV. I NON-CONF.	3- 6	235	1-4	339	171	325	325	14	14	
TOTALS	RPI 1-25	RPI 26-50	W-L RECORDS	RPI 51-100	RPI 101-150	RPI 150+				
5- 9	0- 1	0- 2	OVERALL	0- 1	0- 1	5- 4				
3- 3	0- 0	0- 1	HOME	0- 0	0- 0	3- 2				
2- 6	0- 1	0- 1	AWAY	0- 1	0- 1	2- 2				
0- 0	0- 0	0- 0	NEUTRAL	0- 0	0- 0	0- 0				
3- 6	0- 1	0- 0	NON-CONFERENCE	0- 1	0- 0	3- 4				
2- 2	0- 0	0- 0	HOME	0- 0	0- 0	2- 2				
1- 4	0- 1	0- 0	AWAY	0- 1	0- 0	1- 2				
0- 0	0- 0	0- 0	NEUTRAL	0- 0	0- 0	0- 0				
2- 3	0- 0	0- 2	CONFERENCE	0- 0	0- 1	2- 0				
1- 1	0- 0	0- 1	HOME	0- 0	0- 0	1- 0				
1- 2	0- 0	0- 1	AWAY	0- 0	0- 1	1- 0				
0- 0	0- 0	0- 0	NEUTRAL	0- 0	0- 0	0- 0				

RPI	S	Opponent	Score	RPI	S	Opponent	Score	RPI	S	Opponent	Score	RPI	S	Opponent	Score	Team's RPI: 274
25	A	Rutgers	41 66	45	H	Middle Tenn.	55 75	92	A	Ohio	51 67	135	A	Rice	43 81	
				48	A	Charlotte	46 52					160	H	Norfolk St.	75 69	
												167	H	UAB	61 56	
												185	A	Towson	56 59	
												203	H	Bowling Green	69 82	
												266	A	North Texas	68 59	
												275	A	Indiana St.	72 60	
												299	H	Morgan St.	52 57	
												325	A	Evansville	62 66	
												343	H	Coppin St.	60 47	
LAST 10 Division I																
		48	A	Charlotte	46	52	185	A	Towson	56	59					
		167	H	UAB	61	56	25	A	Rutgers	41	66					
		45	H	Middle Tenn.	55	75	203	H	Bowling Green	69	82					
		266	A	North Texas	68	59	275	A	Indiana St.	72	60					
		135	A	Rice	43	81	325	A	Evansville	62	66					

Non-Div I Games: Alderson Broadus 85 41 Ky. Christian 89 40

Marshall

Loss, Non-Conf, S Site, H Home A Away N Neutral

Maryland

Through Games Of Jan. 17, 2020

Average RPI Win:	153	WON-LOST	WINNING	LAST 10	STRENGTH OF	OPP. STRENGTH	TEAM	ADJ.	CONF.	ADJ CONF.
Average RPI Loss:	10	RECORD	PCT. RANK	GAMES	SCHEDULE	OF SCHEDULE	RPI	RPI	RPI	RPI
DIV. I ONLY	13- 4	45	7-3	25	23	21	21	2	2	
DIV. I NON-CONF.	9- 2	39	3-1	145	63	48	48	2	2	
TOTALS	RPI 1-25	RPI 26-50	W-L RECORDS	RPI 51-100	RPI 101-150	RPI 150+				
13- 4	0- 4	2- 0	OVERALL	4- 0	1- 0	6- 0				
8- 1	0- 1	1- 0	HOME	2- 0	1- 0	4- 0				
3- 3	0- 3	1- 0	AWAY	1- 0	0- 0	1- 0				
2- 0	0- 0	0- 0	NEUTRAL	1- 0	0- 0	1- 0				
9- 2	0- 2	1- 0	NON-CONFERENCE	1- 0	1- 0	6- 0				
5- 1	0- 1	0- 0	HOME	0- 0	1- 0	4- 0				
2- 1	0- 1	1- 0	AWAY	0- 0	0- 0	1- 0				
2- 0	0- 0	0- 0	NEUTRAL	1- 0	0- 0	1- 0				
4- 2	0- 2	1- 0	CONFERENCE	3- 0	0- 0	0- 0				
3- 0	0- 0	1- 0	HOME	2- 0	0- 0	0- 0				
1- 2	0- 2	0- 0	AWAY	1- 0	0- 0	0- 0				
0- 0	0- 0	0- 0	NEUTRAL	0- 0	0- 0	0- 0				

RPI 1-25				RPI 26-50				RPI 51-100				RPI 101+			
RPI	S	Opponent	Score	RPI	S	Opponent	Score	RPI	S	Opponent	Score	RPI	S	Opponent	Score
2	H	South Carolina	54 63	36	H	Ohio St.	72 62	55	A	Michigan	77 49	137	H	George Washington	88 54
6	A	Iowa	61 66	41	A	James Madison	70 68	55	H	Michigan	70 55	182	N	Clemson	63 44
14	A	Northwestern	58 81					59	H	Nebraska	87 69	200	H	Quinnipiac	107 52
17	A	NC State	59 66					89	N	Belmont	90 26	248	H	Delaware	99 55
												282	H	Wagner	119 56
												285	H	Loyola Maryland	105 45
												323	A	Georgia St.	114 41
LAST 10 Division I															
59	H	Nebraska	87 69	55	H	Michigan	70 55								
55	A	Michigan	77 49	323	A	Georgia St.	114 41								
6	A	Iowa	61 66	285	H	Loyola Maryland	105 45								
36	H	Ohio St.	72 62	17	A	NC State	59 66								
14	A	Northwestern	58 81	89	N	Belmont	90 26								

Non-Div I Games:

Maryland

Loss, Non-Conf, S Site, H Home A Away N Neutral

Massachusetts

Through Games Of Jan. 17, 2020

Average RPI Win:	225	WON-LOST	WINNING	LAST 10	STRENGTH OF	OPP. STRENGTH	TEAM	ADJ.	CONF.	ADJ CONF.
Average RPI Loss:	116	RECORD	PCT. RANK	GAMES	SCHEDULE	OF SCHEDULE	RPI	RPI	RPI	RPI
DIV. I ONLY	13- 3	31	10-0	294	164	120	120	12	12	
DIV. I NON-CONF.	9- 3	64	6-0	298	230	152	152	12	12	
TOTALS	RPI 1-25	RPI 26-50	W-L RECORDS	RPI 51-100	RPI 101-150	RPI 150+				
13- 3	0- 0	0- 0	OVERALL	0- 1	2- 1	11- 1				
7- 2	0- 0	0- 0	HOME	0- 0	1- 1	6- 1				
6- 1	0- 0	0- 0	AWAY	0- 1	1- 0	5- 0				
0- 0	0- 0	0- 0	NEUTRAL	0- 0	0- 0	0- 0				
9- 3	0- 0	0- 0	NON-CONFERENCE	0- 1	1- 1	8- 1				
5- 2	0- 0	0- 0	HOME	0- 0	1- 1	4- 1				
4- 1	0- 0	0- 0	AWAY	0- 1	0- 0	4- 0				
0- 0	0- 0	0- 0	NEUTRAL	0- 0	0- 0	0- 0				
4- 0	0- 0	0- 0	CONFERENCE	0- 0	1- 0	3- 0				
2- 0	0- 0	0- 0	HOME	0- 0	0- 0	2- 0				
2- 0	0- 0	0- 0	AWAY	0- 0	1- 0	1- 0				
0- 0	0- 0	0- 0	NEUTRAL	0- 0	0- 0	0- 0				

RPI 1-25				RPI 26-50				RPI 51-100				RPI 101+				Team's RPI: 120	
RPI	S	Opponent	Score	RPI	S	Opponent	Score	RPI	S	Opponent	Score	RPI	S	Opponent	Score		
								54	A	St. John's (NY)	71	82	112	H	Providence	63	72
													115	A	Duquesne	81	77
													141	H	Holy Cross	75	72
													164	H	Saint Joseph's	61	43
													181	H	Merrimack	64	79
													190	A	Iona	65	51
													195	A	Boston U.	58	45
													198	H	La Salle	76	62
													223	A	UMass Lowell	74	58
													229	H	Brown	95	42
													252	A	Vermont	83	49
													273	A	St. Bonaventure	62	52
													291	H	New Hampshire	67	65
													316	H	Siena	61	55
													336	H	Hartford	74	48
LAST 10 Division I																	
198	H	La Salle	76	62	316	H	Siena	61	55								
164	H	Saint Joseph's	61	43	195	A	Boston U.	58	45								
273	A	St. Bonaventure	62	52	141	H	Holy Cross	75	72								
115	A	Duquesne	81	77	291	H	New Hampshire	67	65								
190	A	Iona	65	51	252	A	Vermont	83	49								

Non-Div I Games: Southern Conn. St. 86 43

Massachusetts

■ Loss,
 ■ Non-Conf,
 ■ S Site,
 ■ H Home
 ■ A Away
 N Neutral

RPI 1-25				RPI 26-50				RPI 51-100				RPI 101+				Team's RPI: 318	
RPI	S	Opponent	Score	RPI	S	Opponent	Score	RPI	S	Opponent	Score	RPI	S	Opponent	Score		
				47	A	Arkansas	58 101					118	H	Abilene Christian	73 90		
												133	A	Louisiana	55 75		
												134	A	Sam Houston St.	59 92		
												135	H	Rice	50 81		
												148	A	SFA	51 82		
												167	A	UAB	70 97		
												204	A	SMU	60 81		
												237	A	Louisiana Tech	54 79		
												239	H	Central Ark.	57 70		
												341	A	Incarnate Word	56 73		
												344	H	Northwestern St.	61 51		
												346	H	La.-Monroe	72 69		
LAST 10 Division I																	
				341	A	Incarnate Word	56 73	148	A	SFA	51 82						
				344	H	Northwestern St.	61 51	237	A	Louisiana Tech	54 79						
				118	H	Abilene Christian	73 90	346	H	La.-Monroe	72 69						
				239	H	Central Ark.	57 70	135	H	Rice	50 81						
				134	A	Sam Houston St.	59 92	167	A	UAB	70 97						

Non-Div I Games:	Centenary (LA)	116	37	LSU-Shreveport	81	77
------------------	----------------	-----	----	----------------	----	----

Page 161

Average RPI Win:	216	WON-LOST	WINNING	LAST 10	STRENGTH OF	OPP. STRENGTH	TEAM	ADJ.	CONF.	ADJ CONF.
Average RPI Loss:	133	RECORD	PCT. RANK	GAMES	SCHEDULE	OF SCHEDULE	RPI	RPI	RPI	RPI
DIV. I ONLY	9- 8	163	5-5	164	175	179	179	9	9	
DIV. I NON-CONF.	9- 4	84	5-1	253	261	146	146	8	8	
TOTALS	RPI 1-25	RPI 26-50	W-L RECORDS	RPI 51-100	RPI 101-150	RPI 150+				
9- 8	0- 1	0- 1	OVERALL	1- 0	0- 4	8- 2				
5- 4	0- 1	0- 0	HOME	0- 0	0- 2	5- 1				
3- 3	0- 0	0- 0	AWAY	1- 0	0- 2	2- 1				
1- 1	0- 0	0- 1	NEUTRAL	0- 0	0- 0	1- 0				
9- 4	0- 0	0- 1	NON-CONFERENCE	1- 0	0- 1	8- 2				
5- 2	0- 0	0- 0	HOME	0- 0	0- 1	5- 1				
3- 1	0- 0	0- 0	AWAY	1- 0	0- 0	2- 1				
1- 1	0- 0	0- 1	NEUTRAL	0- 0	0- 0	1- 0				
0- 4	0- 1	0- 0	CONFERENCE	0- 0	0- 3	0- 0				
0- 2	0- 1	0- 0	HOME	0- 0	0- 1	0- 0				
0- 2	0- 0	0- 0	AWAY	0- 0	0- 2	0- 0				
0- 0	0- 0	0- 0	NEUTRAL	0- 0	0- 0	0- 0				

RPI	S	Opponent	Score	RPI	S	Opponent	Score	RPI	S	Opponent	Score	RPI	S	Opponent	Score	Team's RPI: 179
3	H	UConn	56 68	33	N	LSU	58 89	66	A	Southern Ill.	70 66	119	H	Cincinnati	66 73	
												137	H	George Washington	63 64	
												138	A	Houston	65 75	
												140	A	Tulane	55 59	
												159	N	Kansas St.	72 68	
												166	A	Toledo	83 76	
												167	H	UAB	77 52	
												207	A	Little Rock	68 50	
												213	H	Arkansas St.	78 50	
												237	A	Louisiana Tech	74 83	
												258	H	Eastern Ky.	60 63	
												284	H	Alabama A&M	79 71	
												328	H	Alcorn	57 51	
												350	H	Mississippi Val.	91 54	
LAST 10 Division I																
3	H	UConn	56 68	350	H	Mississippi Val.	91 54									
140	A	Tulane	55 59	207	A	Little Rock	68 50									
119	H	Cincinnati	66 73	213	H	Arkansas St.	78 50									
138	A	Houston	65 75	167	H	UAB	77 52									
284	H	Alabama A&M	79 71	33	N	LSU	58 89									

Non-Div I Games:

Memphis






■ Loss,
 ■ Non-Conf,
 S Site,
 ■ Home
 ■ Away
 N Neutral

Average RPI Win: 318	WON-LOST	WINNING	LAST 10	STRENGTH OF	OPP. STRENGTH	TEAM	ADJ.	CONF.	ADJ CONF.
Average RPI Loss: 172	RECORD	PCT. RANK	GAMES	SCHEDULE	OF SCHEDULE	RPI	RPI	RPI	RPI
DIV. I ONLY	2- 14	331	2-8	238	263	320	320	23	23
DIV. I NON-CONF.	2- 12	318	2-6	244	258	318	318	21	21
TOTALS	RPI 1-25	RPI 26-50	W-L RECORDS	RPI 51-100	RPI 101-150	RPI 150+			
2- 14	0- 0	0- 1	OVERALL	0- 3	0- 2	2- 8			
1- 5	0- 0	0- 1	HOME	0- 0	0- 0	1- 4			
1- 9	0- 0	0- 0	AWAY	0- 3	0- 2	1- 4			
0- 0	0- 0	0- 0	NEUTRAL	0- 0	0- 0	0- 0			
2- 12	0- 0	0- 1	NON-CONFERENCE	0- 3	0- 1	2- 7			
1- 5	0- 0	0- 1	HOME	0- 0	0- 0	1- 4			
1- 7	0- 0	0- 0	AWAY	0- 3	0- 1	1- 3			
0- 0	0- 0	0- 0	NEUTRAL	0- 0	0- 0	0- 0			
0- 2	0- 0	0- 0	CONFERENCE	0- 0	0- 1	0- 1			
0- 0	0- 0	0- 0	HOME	0- 0	0- 0	0- 0			
0- 2	0- 0	0- 0	AWAY	0- 0	0- 1	0- 1			
0- 0	0- 0	0- 0	NEUTRAL	0- 0	0- 0	0- 0			

RPI 1-25				RPI 26-50				RPI 51-100				RPI 101+				Team's RPI: 320	
RPI	S	Opponent	Score	RPI	S	Opponent	Score	RPI	S	Opponent	Score	RPI	S	Opponent	Score		
				44	H	Western Ky.	62 75	52	A	Yale	60 68	123	A	Furman	49 62		
								70	A	Alabama	56 111	142	A	Florida	50 71		
								75	A	Georgia	60 76	165	A	Columbia	48 77		
												182	H	Clemson	61 65		
												222	H	Jacksonville	83 87		
												236	H	Gardner-Webb	62 65		
												244	A	Kennesaw St.	64 92		
												258	H	Eastern Ky.	60 61		
												283	A	Appalachian St.	68 77		
												287	H	Ga. Southern	62 52		
												308	A	Wofford	49 77		
												348	A	South Carolina St.	66 55		
LAST 10 Division I																	
				308	A	Wofford	49 77	236	H	Gardner-Webb	62 65						
				123	A	Furman	49 62	142	A	Florida	50 71						
				165	A	Columbia	48 77	182	H	Clemson	61 65						
				52	A	Yale	60 68	287	H	Ga. Southern	62 52						
				222	H	Jacksonville	83 87	348	A	South Carolina St.	66 55						

Non-Div I Games: LaGrange 74 47

Mercer

 Loss,
  Non-Conf,
  Site,
  Home
  Away
 N Neutral

Merrimack

Through Games Of Jan. 17, 2020

Average RPI Win:	248	WON-LOST	WINNING	LAST 10	STRENGTH OF	OPP. STRENGTH	TEAM	ADJ.	CONF.	ADJ CONF.
Average RPI Loss:	155	RECORD	PCT. RANK	GAMES	SCHEDULE	OF SCHEDULE	RPI	RPI	RPI	RPI
DIV. I ONLY	8- 6	136	6-4	216	327	181	181	29	29	
DIV. I NON-CONF.	5- 4	140	3-2	82	310	105	105	30	30	
TOTALS	RPI 1-25	RPI 26-50	W-L RECORDS	RPI 51-100	RPI 101-150	RPI 150+				
8- 6	0- 0	0- 0	OVERALL	0- 1	1- 2	7- 3				
5- 2	0- 0	0- 0	HOME	0- 1	0- 0	5- 1				
3- 4	0- 0	0- 0	AWAY	0- 0	1- 2	2- 2				
0- 0	0- 0	0- 0	NEUTRAL	0- 0	0- 0	0- 0				
5- 4	0- 0	0- 0	NON-CONFERENCE	0- 1	1- 2	4- 1				
3- 1	0- 0	0- 0	HOME	0- 1	0- 0	3- 0				
2- 3	0- 0	0- 0	AWAY	0- 0	1- 2	1- 1				
0- 0	0- 0	0- 0	NEUTRAL	0- 0	0- 0	0- 0				
3- 2	0- 0	0- 0	CONFERENCE	0- 0	0- 0	3- 2				
2- 1	0- 0	0- 0	HOME	0- 0	0- 0	2- 1				
1- 1	0- 0	0- 0	AWAY	0- 0	0- 0	1- 1				
0- 0	0- 0	0- 0	NEUTRAL	0- 0	0- 0	0- 0				

RPI 1-25				RPI 26-50				RPI 51-100				RPI 101+				Team's RPI: 181	
RPI	S	Opponent	Score	RPI	S	Opponent	Score	RPI	S	Opponent	Score	RPI	S	Opponent	Score		
								87	H	Lehigh	68	72	120	A	Massachusetts	79	64
													126	A	Illinois	72	75
													141	A	Holy Cross	42	68
													153	A	Dartmouth	52	57
													156	H	Robert Morris	62	68
													208	H	Mt. St. Mary's	76	55
													223	H	UMass Lowell	73	50
													229	A	Brown	72	57
													252	H	Vermont	78	53
													268	A	Sacred Heart	60	63
													291	H	New Hampshire	64	54
													317	H	Bryant	78	66
													342	A	Central Conn. St.	65	56
LAST 10 Division I																	
				208	H	Mt. St. Mary's	76 55					252	H	Vermont	78 53		
				342	A	Central Conn. St.	65 56					223	H	UMass Lowell	73 50		
				317	H	Bryant	78 66					126	A	Illinois	72 75		
				156	H	Robert Morris	62 68					229	A	Brown	72 57		
				268	A	Sacred Heart	60 63					141	A	Holy Cross	42 68		

Non-Div I Games: Eastern Nazarene 82 50 Fisher 81 42

Merrimack

Loss, Non-Conf, S Site, H Home A Away N Neutral

Average RPI Win:	124	WON-LOST	WINNING	LAST 10	STRENGTH OF	OPP. STRENGTH	TEAM	ADJ.	CONF.	ADJ CONF.
Average RPI Loss:	19	RECORD	PCT. RANK	GAMES	SCHEDULE	OF SCHEDULE	RPI	RPI	RPI	RPI
DIV. I ONLY	10- 7	124	5-5	2	55	40	40	4	4	
DIV. I NON-CONF.	8- 3	68	3-1	4	89	22	22	3	3	
TOTALS	RPI 1-25	RPI 26-50	W-L RECORDS	RPI 51-100	RPI 101-150	RPI 150+				
10- 7	0- 5	0- 1	OVERALL	6- 1	0- 0	4- 0				
9- 4	0- 4	0- 0	HOME	5- 0	0- 0	4- 0				
0- 3	0- 1	0- 1	AWAY	0- 1	0- 0	0- 0				
1- 0	0- 0	0- 0	NEUTRAL	1- 0	0- 0	0- 0				
8- 3	0- 3	0- 0	NON-CONFERENCE	4- 0	0- 0	4- 0				
7- 2	0- 2	0- 0	HOME	3- 0	0- 0	4- 0				
0- 1	0- 1	0- 0	AWAY	0- 0	0- 0	0- 0				
1- 0	0- 0	0- 0	NEUTRAL	1- 0	0- 0	0- 0				
2- 4	0- 2	0- 1	CONFERENCE	2- 1	0- 0	0- 0				
2- 2	0- 2	0- 0	HOME	2- 0	0- 0	0- 0				
0- 2	0- 0	0- 1	AWAY	0- 1	0- 0	0- 0				
0- 0	0- 0	0- 0	NEUTRAL	0- 0	0- 0	0- 0				

RPI 1-25				RPI 26-50				Team's RPI: 40				RPI 51-100				RPI 101+			
RPI	S	Opponent	Score	RPI	S	Opponent	Score	RPI	S	Opponent	Score	RPI	S	Opponent	Score	RPI	S	Opponent	Score
1	H	Louisville	41 87	26	A	Georgia Tech	54 61	56	H	Wake Forest	59 56	180	H	Miami (OH)	80 62				
5	H	Oregon St.	53 75					57	H	IUPUI	74 65	184	H	Jackson St.	83 68				
11	H	Indiana	45 58					61	H	Washington St.	74 68	196	H	Binghamton	79 56				
12	A	DePaul	83 89					62	A	North Carolina	58 78	238	H	UNC Asheville	75 46				
18	H	Florida St.	62 73					81	N	N.C. A&T	68 67								
								91	H	Syracuse	77 62								
								98	H	North Florida	78 55								
LAST 10 Division I																			
62	A	North Carolina	58 78	56	H	Wake Forest	59 56	61	H	Washington St.	74 68	238	H	UNC Asheville	75 46				
91	H	Syracuse	77 62	11	H	Indiana	45 58	196	H	Binghamton	79 56								
1	H	Louisville	41 87																
18	H	Florida St.	62 73																
26	A	Georgia Tech	54 61																

Non-Div I Games:

Miami (FL)

■ Loss,
 ■ Non-Conf, S Site,
 ■ Home
 ■ Away
 N Neutral

Average RPI Win:	285	WON-LOST	WINNING	LAST 10	STRENGTH OF	OPP. STRENGTH	TEAM	ADJ.	CONF.	ADJ CONF.
Average RPI Loss:	80	RECORD	PCT. RANK	GAMES	SCHEDULE	OF SCHEDULE	RPI	RPI	RPI	RPI
DIV. I ONLY	7- 8	192	4-6	234	109	180	180	10	10	
DIV. I NON-CONF.	6- 5	151	3-3	278	131	155	155	10	10	
TOTALS	RPI 1-25	RPI 26-50	W-L RECORDS	RPI 51-100	RPI 101-150	RPI 150+				
7- 8	0- 1	0- 2	OVERALL	0- 2	0- 2	7- 1				
3- 1	0- 0	0- 0	HOME	0- 1	0- 0	3- 0				
3- 6	0- 1	0- 2	AWAY	0- 1	0- 1	3- 1				
1- 1	0- 0	0- 0	NEUTRAL	0- 0	0- 1	1- 0				
6- 5	0- 1	0- 1	NON-CONFERENCE	0- 1	0- 2	6- 0				
2- 0	0- 0	0- 0	HOME	0- 0	0- 0	2- 0				
3- 4	0- 1	0- 1	AWAY	0- 1	0- 1	3- 0				
1- 1	0- 0	0- 0	NEUTRAL	0- 0	0- 1	1- 0				
1- 3	0- 0	0- 1	CONFERENCE	0- 1	0- 0	1- 1				
1- 1	0- 0	0- 0	HOME	0- 1	0- 0	1- 0				
0- 2	0- 0	0- 1	AWAY	0- 0	0- 0	0- 1				
0- 0	0- 0	0- 0	NEUTRAL	0- 0	0- 0	0- 0				

RPI	S	Opponent	Score	RPI	S	Opponent	Score	RPI	S	Opponent	Score	RPI	S	Opponent	Score	Team's RPI: 180
12	A	DePaul	79 98	27	A	Central Mich.	70 76	79	H	Buffalo	72 86	103	N	Liberty	53 65	
				40	A	Miami (FL)	62 80	82	A	Bradley	68 79	119	A	Cincinnati	68 98	
												177	A	Eastern Mich.	53 80	
												212	H	Northern Ill.	66 64	
												255	A	South Alabama	76 73	
												258	A	Eastern Ky.	75 57	
												301	A	Pittsburgh	80 71	
												309	N	Prairie View	65 52	
												325	H	Evansville	72 64	
												338	H	UIC	85 35	
LAST 10 Division I																
177	A	Eastern Mich.	53 80	301	A	Pittsburgh	80 71									
27	A	Central Mich.	70 76	119	A	Cincinnati	68 98									
212	H	Northern Ill.	66 64	40	A	Miami (FL)	62 80									
79	H	Buffalo	72 86	103	N	Liberty	53 65									
325	H	Evansville	72 64	338	H	UIC	85 35									

Non-Div I Games: Tiffin 83 51

Miami (OH)

■ Loss,
 ■ Non-Conf,
 ■ S Site,
 ■ H Home
 ■ A Away
 N Neutral

Michigan

Through Games Of Jan. 17, 2020

Average RPI Win:	172	WON-LOST	WINNING	LAST 10	STRENGTH OF	OPP. STRENGTH	TEAM	ADJ.	CONF.	ADJ CONF.
Average RPI Loss:	45	RECORD	PCT. RANK	GAMES	SCHEDULE	OF SCHEDULE	RPI	RPI	RPI	RPI
DIV. I ONLY	12- 5	66	6-4	65	77	55	55	2	2	
DIV. I NON-CONF.	9- 2	39	3-1	97	189	54	54	2	2	
TOTALS	RPI 1-25	RPI 26-50	W-L RECORDS	RPI 51-100	RPI 101-150	RPI 150+				
12- 5	0- 3	0- 1	OVERALL	3- 0	3- 1	6- 0				
8- 2	0- 1	0- 0	HOME	3- 0	1- 1	4- 0				
3- 2	0- 1	0- 1	AWAY	0- 0	1- 0	2- 0				
1- 1	0- 1	0- 0	NEUTRAL	0- 0	1- 0	0- 0				
9- 2	0- 1	0- 0	NON-CONFERENCE	2- 0	2- 1	5- 0				
6- 1	0- 0	0- 0	HOME	2- 0	1- 1	3- 0				
2- 0	0- 0	0- 0	AWAY	0- 0	0- 0	2- 0				
1- 1	0- 1	0- 0	NEUTRAL	0- 0	1- 0	0- 0				
3- 3	0- 2	0- 1	CONFERENCE	1- 0	1- 0	1- 0				
2- 1	0- 1	0- 0	HOME	1- 0	0- 0	1- 0				
1- 2	0- 1	0- 1	AWAY	0- 0	1- 0	0- 0				
0- 0	0- 0	0- 0	NEUTRAL	0- 0	0- 0	0- 0				

RPI 1-25				RPI 26-50				RPI 51-100				RPI 101+			
RPI	S	Opponent	Score	RPI	S	Opponent	Score	RPI	S	Opponent	Score	RPI	S	Opponent	Score
18	N	Florida St.	69 79	36	A	Ohio St.	69 78	82	H	Bradley	77 57	117	N	Kent St.	88 53
21	A	Maryland	55 70					91	H	Syracuse	84 76	124	H	Western Mich.	76 55
21	H	Maryland	49 77					96	H	Michigan St.	89 69	127	H	Notre Dame	72 76
												132	A	Wisconsin	68 56
												175	A	Akron	80 71
												177	A	Eastern Mich.	57 38
												205	H	Penn St.	82 48
												277	H	Oakland	79 64
												283	H	Appalachian St.	62 35
												299	H	Morgan St.	80 48
LAST 10 Division I															
132	A	Wisconsin	68 56	21	A	Maryland	55 70								
21	H	Maryland	49 77	18	N	Florida St.	69 79								
36	A	Ohio St.	69 78	283	H	Appalachian St.	62 35								
96	H	Michigan St.	89 69	277	H	Oakland	79 64								
205	H	Penn St.	82 48	91	H	Syracuse	84 76								

Non-Div I Games:

Michigan

■ Loss,
 ■ Non-Conf,
 ■ S Site,
 ■ H Home
 ■ A Away
 N Neutral

Average RPI Win:	188	WON-LOST	WINNING	LAST 10	STRENGTH OF	OPP. STRENGTH	TEAM	ADJ.	CONF.	ADJ CONF.
Average RPI Loss:	64	RECORD	PCT. RANK	GAMES	SCHEDULE	OF SCHEDULE	RPI	RPI	RPI	RPI
DIV. I ONLY	10- 7	124	4-6	109	29	96	96	2	2	
DIV. I NON-CONF.	7- 4	100	1-3	217	60	134	134	2	2	
TOTALS	RPI 1-25	RPI 26-50	W-L RECORDS	RPI 51-100	RPI 101-150	RPI 150+				
10- 7	0- 2	1- 2	OVERALL	1- 2	2- 0	6- 1				
8- 0	0- 0	1- 0	HOME	1- 0	1- 0	5- 0				
1- 4	0- 2	0- 0	AWAY	0- 1	1- 0	0- 1				
1- 3	0- 0	0- 2	NEUTRAL	0- 1	0- 0	1- 0				
7- 4	0- 1	0- 2	NON-CONFERENCE	0- 1	1- 0	6- 0				
5- 0	0- 0	0- 0	HOME	0- 0	0- 0	5- 0				
1- 1	0- 1	0- 0	AWAY	0- 0	1- 0	0- 0				
1- 3	0- 0	0- 2	NEUTRAL	0- 1	0- 0	1- 0				
3- 3	0- 1	1- 0	CONFERENCE	1- 1	1- 0	0- 1				
3- 0	0- 0	1- 0	HOME	1- 0	1- 0	0- 0				
0- 3	0- 1	0- 0	AWAY	0- 1	0- 0	0- 1				
0- 0	0- 0	0- 0	NEUTRAL	0- 0	0- 0	0- 0				

RPI 1-25				RPI 26-50				RPI 51-100 Team's RPI: 96				RPI 101+			
RPI	S	Opponent	Score	RPI	S	Opponent	Score	RPI	S	Opponent	Score	RPI	S	Opponent	Score
11	A	Indiana	67 79	32	N	West Virginia	57 63	55	A	Michigan	69 89	127	A	Notre Dame	72 69
18	A	Florida St.	68 78	33	N	LSU	56 58	59	H	Nebraska	78 70	132	H	Wisconsin	69 52
				36	H	Ohio St.	68 65	91	N	Syracuse	63 77	159	N	Kansas St.	65 60
												177	H	Eastern Mich.	85 50
												205	A	Penn St.	73 86
												272	H	Morehead St.	93 48
												277	H	Oakland	76 56
												307	H	Detroit Mercy	110 52
												336	H	Hartford	79 34
LAST 10 Division I															
				36	H	Ohio St.	68 65	11	A	Indiana	67 79				
				132	H	Wisconsin	69 52	32	N	West Virginia	57 63				
				205	A	Penn St.	73 86	91	N	Syracuse	63 77				
				55	A	Michigan	69 89	272	H	Morehead St.	93 48				
				59	H	Nebraska	78 70	18	A	Florida St.	68 78				

Non-Div I Games:

Michigan St.

Middle Tenn.

Through Games Of Jan. 17, 2020

Average RPI Win:	159	WON-LOST	WINNING	LAST 10	STRENGTH OF	OPP. STRENGTH	TEAM	ADJ.	CONF.	ADJ CONF.
Average RPI Loss:	37	RECORD	PCT. RANK	GAMES	SCHEDULE	OF SCHEDULE	RPI	RPI	RPI	RPI
DIV. I ONLY	11- 6	84	6-4	17	74	45	45	13	13	
DIV. I NON-CONF.	8- 4	90	3-2	21	33	40	40	14	14	
TOTALS	RPI 1-25	RPI 26-50	W-L RECORDS	RPI 51-100	RPI 101-150	RPI 150+				
11- 6	0- 2	2- 3	OVERALL	0- 1	4- 0	5- 0				
7- 2	0- 1	2- 1	HOME	0- 0	2- 0	3- 0				
3- 2	0- 0	0- 1	AWAY	0- 1	1- 0	2- 0				
1- 2	0- 1	0- 1	NEUTRAL	0- 0	1- 0	0- 0				
8- 4	0- 2	1- 1	NON-CONFERENCE	0- 1	4- 0	3- 0				
5- 1	0- 1	1- 0	HOME	0- 0	2- 0	2- 0				
2- 1	0- 0	0- 0	AWAY	0- 1	1- 0	1- 0				
1- 2	0- 1	0- 1	NEUTRAL	0- 0	1- 0	0- 0				
3- 2	0- 0	1- 2	CONFERENCE	0- 0	0- 0	2- 0				
2- 1	0- 0	1- 1	HOME	0- 0	0- 0	1- 0				
1- 1	0- 0	0- 1	AWAY	0- 0	0- 0	1- 0				
0- 0	0- 0	0- 0	NEUTRAL	0- 0	0- 0	0- 0				

RPI 1-25				RPI 26-50				Team's RPI: 45	RPI 51-100				RPI 101+			
RPI	S	Opponent	Score	RPI	S	Opponent	Score		RPI	S	Opponent	Score	RPI	S	Opponent	Score
7	N	Gonzaga	50 62	29	H	TCU	82 70		89	A	Belmont	57 68	123	H	Furman	78 62
16	H	Kentucky	52 67	30	N	Arizona St.	60 61						130	H	VCU	86 63
				37	H	Old Dominion	56 67						140	A	Tulane	64 62
				44	A	Western Ky.	63 71						149	N	Auburn	73 50
				48	H	Charlotte	83 59						155	H	Tennessee Tech	64 58
													191	H	Fla. Atlantic	81 66
													249	A	East Carolina	68 66
													262	H	Lipscomb	70 49
													274	A	Marshall	75 55
LAST 10 Division I																
191	H	Fla. Atlantic	81 66	29	H	TCU	82 70									
44	A	Western Ky.	63 71	130	H	VCU	86 63									
274	A	Marshall	75 55	89	A	Belmont	57 68									
48	H	Charlotte	83 59	262	H	Lipscomb	70 49									
37	H	Old Dominion	56 67	30	N	Arizona St.	60 61									

Non-Div I Games:

Middle Tenn.

■ Loss,
 ■ Non-Conf, S Site,
 ■ Home
 ■ Away
 N Neutral

Average RPI Win:	251	WON-LOST	WINNING	LAST 10	STRENGTH OF	OPP. STRENGTH	TEAM	ADJ.	CONF.	ADJ CONF.
Average RPI Loss:	134	RECORD	PCT. RANK	GAMES	SCHEDULE	OF SCHEDULE	RPI	RPI	RPI	RPI
DIV. I ONLY	5- 11	261	4-6	231	142	281	281	19	19	
DIV. I NON-CONF.	2- 8	295	1-3	105	50	268	268	18	18	
TOTALS	RPI 1-25	RPI 26-50	W-L RECORDS	RPI 51-100	RPI 101-150	RPI 150+				
5- 11	0- 2	0- 1	OVERALL	0- 1	1- 1	4- 6				
4- 4	0- 0	0- 1	HOME	0- 0	1- 0	3- 3				
1- 7	0- 2	0- 0	AWAY	0- 1	0- 1	1- 3				
0- 0	0- 0	0- 0	NEUTRAL	0- 0	0- 0	0- 0				
2- 8	0- 2	0- 1	NON-CONFERENCE	0- 1	0- 1	2- 3				
2- 3	0- 0	0- 1	HOME	0- 0	0- 0	2- 2				
0- 5	0- 2	0- 0	AWAY	0- 1	0- 1	0- 1				
0- 0	0- 0	0- 0	NEUTRAL	0- 0	0- 0	0- 0				
3- 3	0- 0	0- 0	CONFERENCE	0- 0	1- 0	2- 3				
2- 1	0- 0	0- 0	HOME	0- 0	1- 0	1- 1				
1- 2	0- 0	0- 0	AWAY	0- 0	0- 0	1- 2				
0- 0	0- 0	0- 0	NEUTRAL	0- 0	0- 0	0- 0				

RPI	S	Opponent	Score	RPI	S	Opponent	Score	RPI	S	Opponent	Score	RPI	S	Opponent	Score	Team's RPI: 281
12	A	DePaul	65 94	34	H	Marquette	56 78	63	A	Minnesota	61 77	132	A	Wisconsin	40 71	
24	A	Purdue	55 68									139	H	Wright St.	60 58	
												154	H	North Dakota	58 66	
												165	A	Columbia	46 74	
												178	A	Green Bay	48 61	
												203	H	Bowling Green	51 63	
												212	H	Northern Ill.	78 65	
												230	H	Northern Ky.	49 61	
												257	H	Ark.-Pine Bluff	69 55	
												277	A	Oakland	62 78	
												307	A	Detroit Mercy	63 48	
												338	H	UIC	71 55	
LAST 10 Division I																
338	H	UIC	71 55	139	H	Wright St.	60 58									
277	A	Oakland	62 78	154	H	North Dakota	58 66									
307	A	Detroit Mercy	63 48	203	H	Bowling Green	51 63									
178	A	Green Bay	48 61	34	H	Marquette	56 78									
230	H	Northern Ky.	49 61	212	H	Northern Ill.	78 65									

Non-Div I Games: Wis.-Parkside 84 77

Milwaukee

■ Loss,
 ■ Non-Conf,
 ■ S Site,
 ■ H Home
 ■ A Away
 N Neutral

Average RPI Win:	179	WON-LOST	WINNING	LAST 10	STRENGTH OF	OPP. STRENGTH	TEAM	ADJ.	CONF.	ADJ CONF.
Average RPI Loss:	41	RECORD	PCT. RANK	GAMES	SCHEDULE	OF SCHEDULE	RPI	RPI	RPI	RPI
DIV. I ONLY	11- 6	84	5-5	59	33	63	63	2	2	
DIV. I NON-CONF.	10- 1	19	4-0	136	78	33	33	2	2	
TOTALS	RPI 1-25	RPI 26-50	W-L RECORDS	RPI 51-100	RPI 101-150	RPI 150+				
11- 6	0- 3	1- 1	OVERALL	1- 1	3- 1	6- 0				
7- 4	0- 3	1- 1	HOME	1- 0	1- 0	4- 0				
4- 2	0- 0	0- 0	AWAY	0- 1	2- 1	2- 0				
0- 0	0- 0	0- 0	NEUTRAL	0- 0	0- 0	0- 0				
10- 1	0- 1	1- 0	NON-CONFERENCE	1- 0	3- 0	5- 0				
7- 1	0- 1	1- 0	HOME	1- 0	1- 0	4- 0				
3- 0	0- 0	0- 0	AWAY	0- 0	2- 0	1- 0				
0- 0	0- 0	0- 0	NEUTRAL	0- 0	0- 0	0- 0				
1- 5	0- 2	0- 1	CONFERENCE	0- 1	0- 1	1- 0				
0- 3	0- 2	0- 1	HOME	0- 0	0- 0	0- 0				
1- 2	0- 0	0- 0	AWAY	0- 1	0- 1	1- 0				
0- 0	0- 0	0- 0	NEUTRAL	0- 0	0- 0	0- 0				

RPI 1-25				RPI 26-50				RPI 51-100 Team's RPI: 63				RPI 101+			
RPI	S	Opponent	Score	RPI	S	Opponent	Score	RPI	S	Opponent	Score	RPI	S	Opponent	Score
4	H	Missouri St.	69 77	30	H	Arizona St.	80 66	59	A	Nebraska	58 72	113	H	Montana St.	71 60
6	H	Iowa	75 76	36	H	Ohio St.	63 66	87	H	Lehigh	77 49	126	A	Illinois	71 74
14	H	Northwestern	54 56									127	A	Notre Dame	75 67
												137	A	George Washington	83 50
												194	A	American	70 53
												205	A	Penn St.	81 74
												231	H	UC Davis	76 67
												252	H	Vermont	90 58
												281	H	Milwaukee	77 61
												317	H	Bryant	101 56
LAST 10 Division I															
6	H	Iowa	75 76	205	A	Penn St.	81 74								
126	A	Illinois	71 74	87	H	Lehigh	77 49								
14	H	Northwestern	54 56	231	H	UC Davis	76 67								
59	A	Nebraska	58 72	137	A	George Washington	83 50								
36	H	Ohio St.	63 66	194	A	American	70 53								

Non-Div I Games:

Minnesota

Average RPI Win:	125	WON-LOST	WINNING	LAST 10	STRENGTH OF	OPP. STRENGTH	TEAM	ADJ.	CONF.	ADJ CONF.
Average RPI Loss:	20	RECORD	PCT. RANK	GAMES	SCHEDULE	OF SCHEDULE	RPI	RPI	RPI	RPI
DIV. I ONLY	16- 2	11	8-2	33	26	15	15	5	5	
DIV. I NON-CONF.	12- 2	29	4-2	32	35	13	13	5	5	
TOTALS	RPI 1-25	RPI 26-50	W-L RECORDS	RPI 51-100	RPI 101-150	RPI 150+				
16- 2	0- 1	3- 1	OVERALL	4- 0	2- 0	7- 0				
7- 1	0- 0	1- 1	HOME	2- 0	1- 0	3- 0				
5- 0	0- 0	1- 0	AWAY	1- 0	1- 0	2- 0				
4- 1	0- 1	1- 0	NEUTRAL	1- 0	0- 0	2- 0				
12- 2	0- 1	2- 1	NON-CONFERENCE	3- 0	1- 0	6- 0				
5- 1	0- 0	0- 1	HOME	2- 0	0- 0	3- 0				
3- 0	0- 0	1- 0	AWAY	0- 0	1- 0	1- 0				
4- 1	0- 1	1- 0	NEUTRAL	1- 0	0- 0	2- 0				
4- 0	0- 0	1- 0	CONFERENCE	1- 0	1- 0	1- 0				
2- 0	0- 0	1- 0	HOME	0- 0	1- 0	0- 0				
2- 0	0- 0	0- 0	AWAY	1- 0	0- 0	1- 0				
0- 0	0- 0	0- 0	NEUTRAL	0- 0	0- 0	0- 0				

RPI 1-25				RPI 26-50				RPI 51-100				RPI 101+			
RPI	S	Opponent	Score	RPI	S	Opponent	Score	RPI	S	Opponent	Score	RPI	S	Opponent	Score
8	N	Stanford	62 67	28	N	Virginia	72 59	67	H	Troy	122 82	133	A	Louisiana	64 48
				32	H	West Virginia	65 71	71	H	UT Martin	82 46	142	H	Florida	93 47
				33	H	LSU	64 60	75	A	Georgia	73 66	158	A	Missouri	79 64
				34	A	Marquette	74 68	80	N	South Fla.	86 61	173	H	Southern Miss.	91 58
												178	N	Green Bay	83 58
												184	A	Jackson St.	92 53
												207	H	Little Rock	89 50
												211	H	Murray St.	124 43
												232	N	San Francisco	73 38
LAST 10 Division I															
				33	H	LSU	64 60	28	N	Virginia	72 59				
				158	A	Missouri	79 64	80	N	South Fla.	86 61				
				75	A	Georgia	73 66	133	A	Louisiana	64 48				
				142	H	Florida	93 47	32	H	West Virginia	65 71				
				207	H	Little Rock	89 50	8	N	Stanford	62 67				

Non-Div I Games:

Mississippi St.

■ Loss,
■ Non-Conf,
■ S Site,
■ H Home
■ A Away
N Neutral

Mississippi Val.

Through Games Of Jan. 17, 2020

Average RPI Win:	351	WON-LOST	WINNING	LAST 10	STRENGTH OF	OPP. STRENGTH	TEAM	ADJ.	CONF.	ADJ CONF.
Average RPI Loss:	236	RECORD	PCT. RANK	GAMES	SCHEDULE	OF SCHEDULE	RPI	RPI	RPI	RPI
DIV. I ONLY	1- 13	342	1-9	339	340	350	350	31	31	
DIV. I NON-CONF.	1- 10	329	1-6	305	338	346	346	29	29	
TOTALS	RPI 1-25	RPI 26-50	W-L RECORDS	RPI 51-100	RPI 101-150	RPI 150+				
1- 13	0- 0	0- 0	OVERALL	0- 0	0- 1	1- 12				
1- 3	0- 0	0- 0	HOME	0- 0	0- 1	1- 2				
0- 9	0- 0	0- 0	AWAY	0- 0	0- 0	0- 9				
0- 1	0- 0	0- 0	NEUTRAL	0- 0	0- 0	0- 1				
1- 10	0- 0	0- 0	NON-CONFERENCE	0- 0	0- 1	1- 9				
1- 2	0- 0	0- 0	HOME	0- 0	0- 1	1- 1				
0- 7	0- 0	0- 0	AWAY	0- 0	0- 0	0- 7				
0- 1	0- 0	0- 0	NEUTRAL	0- 0	0- 0	0- 1				
0- 3	0- 0	0- 0	CONFERENCE	0- 0	0- 0	0- 3				
0- 1	0- 0	0- 0	HOME	0- 0	0- 0	0- 1				
0- 2	0- 0	0- 0	AWAY	0- 0	0- 0	0- 2				
0- 0	0- 0	0- 0	NEUTRAL	0- 0	0- 0	0- 0				

RPI 1-25			RPI 26-50			RPI 51-100			RPI 101+			Team's RPI: 350
RPI	S	Opponent	Score	RPI	S	Opponent	Score	RPI	S	Opponent	Score	
								147	H	Austin Peay	82	100
								173	A	Southern Miss.	80	84
								176	A	North Ala.	60	86
								179	A	Memphis	54	91
								211	H	Murray St.	66	72
								224	A	Wyoming	22	95
								253	A	Colorado St.	46	65
								254	A	Ole Miss	53	72
								257	H	Ark.-Pine Bluff	77	80
								260	N	Omaha	70	78
								284	A	Alabama A&M	48	68
								306	A	Alabama St.	64	77
								346	A	La.-Monroe	66	74
								351	H	Florida A&M	71	70
LAST 10 Division I												
284	A	Alabama A&M	48	68	253	A	Colorado St.	46	65			
306	A	Alabama St.	64	77	224	A	Wyoming	22	95			
257	H	Ark.-Pine Bluff	77	80	351	H	Florida A&M	71	70			
346	A	La.-Monroe	66	74	260	N	Omaha	70	78			
179	A	Memphis	54	91	173	A	Southern Miss.	80	84			

Non-Div I Games:

Mississippi Val.

■ Loss,
 ■ Non-Conf,
 ■ S Site,
 ■ H Home
 ■ A Away
 N Neutral

Average RPI Win:	167	WON-LOST	WINNING	LAST 10	STRENGTH OF	OPP. STRENGTH	TEAM	ADJ.	CONF.	ADJ CONF.
Average RPI Loss:	78	RECORD	PCT. RANK	GAMES	SCHEDULE	OF SCHEDULE	RPI	RPI	RPI	RPI
DIV. I ONLY	4- 14	303	2-8	6	84	158	158	5	5	
DIV. I NON-CONF.	3- 10	282	1-4	29	121	214	214	5	5	
TOTALS	RPI 1-25	RPI 26-50	W-L RECORDS	RPI 51-100	RPI 101-150	RPI 150+				
4- 14	0- 4	1- 3	OVERALL	1- 3	0- 1	2- 3				
4- 6	0- 3	1- 1	HOME	1- 1	0- 1	2- 0				
0- 6	0- 1	0- 2	AWAY	0- 1	0- 0	0- 2				
0- 2	0- 0	0- 0	NEUTRAL	0- 1	0- 0	0- 1				
3- 10	0- 2	0- 2	NON-CONFERENCE	1- 2	0- 1	2- 3				
3- 4	0- 1	0- 1	HOME	1- 1	0- 1	2- 0				
0- 4	0- 1	0- 1	AWAY	0- 0	0- 0	0- 2				
0- 2	0- 0	0- 0	NEUTRAL	0- 1	0- 0	0- 1				
1- 4	0- 2	1- 1	CONFERENCE	0- 1	0- 0	0- 0				
1- 2	0- 2	1- 0	HOME	0- 0	0- 0	0- 0				
0- 2	0- 0	0- 1	AWAY	0- 1	0- 0	0- 0				
0- 0	0- 0	0- 0	NEUTRAL	0- 0	0- 0	0- 0				

RPI 1-25				RPI 26-50				RPI 51-100				RPI 101+ Team's RPI: 158			
RPI	S	Opponent	Score	RPI	S	Opponent	Score	RPI	S	Opponent	Score	RPI	S	Opponent	Score
2	H	South Carolina	45 78	33	H	LSU	69 65	59	H	Nebraska	85 90	126	H	Illinois	51 58
4	A	Missouri St.	72 79	46	H	UNI	73 78	62	N	North Carolina	69 82	172	N	New Mexico	68 71
15	H	Mississippi St.	64 79	47	A	Arkansas	73 90	69	A	Tennessee	66 77	178	A	Green Bay	64 72
20	H	Princeton	33 68	49	A	South Dakota	56 72	99	H	Saint Louis	83 58	225	H	Western Ill.	97 89
												240	A	UMKC	56 59
												310	H	SIUE	68 51
LAST 10 Division I															
		2	H	South Carolina	45	78				126	H	Illinois	51	58	
		47	A	Arkansas	73	90				20	H	Princeton	33	68	
		15	H	Mississippi St.	64	79				4	A	Missouri St.	72	79	
		33	H	LSU	69	65				240	A	UMKC	56	59	
		69	A	Tennessee	66	77				99	H	Saint Louis	83	58	

Non-Div I Games:

Missouri

Average RPI Win:	115	WON-LOST	WINNING	LAST 10	STRENGTH OF	OPP. STRENGTH	TEAM	ADJ.	CONF.	ADJ CONF.
Average RPI Loss:	26	RECORD	PCT. RANK	GAMES	SCHEDULE	OF SCHEDULE	RPI	RPI	RPI	RPI
DIV. I ONLY	13- 3	31	8-2	7	56	4	4	7	7	
DIV. I NON-CONF.	9- 2	39	4-1	7	23	4	4	7	7	
TOTALS	RPI 1-25	RPI 26-50	W-L RECORDS	RPI 51-100	RPI 101-150	RPI 150+				
13- 3	1- 2	3- 0	OVERALL	1- 1	4- 0	4- 0				
7- 0	0- 0	2- 0	HOME	0- 0	2- 0	3- 0				
6- 3	1- 2	1- 0	AWAY	1- 1	2- 0	1- 0				
0- 0	0- 0	0- 0	NEUTRAL	0- 0	0- 0	0- 0				
9- 2	1- 2	1- 0	NON-CONFERENCE	1- 0	3- 0	3- 0				
5- 0	0- 0	0- 0	HOME	0- 0	2- 0	3- 0				
4- 2	1- 2	1- 0	AWAY	1- 0	1- 0	0- 0				
0- 0	0- 0	0- 0	NEUTRAL	0- 0	0- 0	0- 0				
4- 1	0- 0	2- 0	CONFERENCE	0- 1	1- 0	1- 0				
2- 0	0- 0	2- 0	HOME	0- 0	0- 0	0- 0				
2- 1	0- 0	0- 0	AWAY	0- 1	1- 0	1- 0				
0- 0	0- 0	0- 0	NEUTRAL	0- 0	0- 0	0- 0				

RPI 1-25				Team's RPI: 4		RPI 26-50				RPI 51-100				RPI 101+					
RPI	S	Opponent	Score		RPI	S	Opponent	Score		RPI	S	Opponent	Score		RPI	S	Opponent	Score	
5	A	Oregon St.	69	80	31	H	Drake	69	67	63	A	Minnesota	77	69	106	A	Boise St.	72	69
7	A	Gonzaga	52	64	46	H	UNI	80	66	66	A	Southern Ill.	68	70	116	A	Loyola Chicago	74	72
23	A	Oklahoma	96	90	49	A	South Dakota	74	66						144	H	Wichita St.	68	55
															146	H	Santa Clara	71	64
															158	H	Missouri	79	72
															186	A	Valparaiso	81	68
															192	H	A&M-Corpus Christi	79	51
															240	H	UMKC	83	58
LAST 10 Division I																			
					66	A	Southern Ill.	68	70	7	A	Gonzaga	52	64					
					46	H	UNI	80	66	158	H	Missouri	79	72					
					31	H	Drake	69	67	144	H	Wichita St.	68	55					
					186	A	Valparaiso	81	68	240	H	UMKC	83	58					
					116	A	Loyola Chicago	74	72	49	A	South Dakota	74	66					

Non-Div I Games: William Jewell 111 39

Missouri St.

Average RPI Win: 289	WON-LOST	WINNING	LAST 10	STRENGTH OF	OPP. STRENGTH	TEAM	ADJ.	CONF.	ADJ CONF.
Average RPI Loss: 160	RECORD	PCT. RANK	GAMES	SCHEDULE	OF SCHEDULE	RPI	RPI	RPI	RPI
DIV. I ONLY	5- 11	261	4-6	257	241	279	279	24	24
DIV. I NON-CONF.	3- 6	235	2-1	181	200	211	211	25	25
TOTALS	RPI 1-25	RPI 26-50	W-L RECORDS	RPI 51-100	RPI 101-150	RPI 150+			
5- 11	0- 1	0- 1	OVERALL	0- 2	0- 1	5- 6			
2- 3	0- 0	0- 0	HOME	0- 0	0- 1	2- 2			
2- 8	0- 1	0- 1	AWAY	0- 2	0- 0	2- 4			
1- 0	0- 0	0- 0	NEUTRAL	0- 0	0- 0	1- 0			
3- 6	0- 1	0- 1	NON-CONFERENCE	0- 1	0- 1	3- 2			
1- 1	0- 0	0- 0	HOME	0- 0	0- 1	1- 0			
1- 5	0- 1	0- 1	AWAY	0- 1	0- 0	1- 2			
1- 0	0- 0	0- 0	NEUTRAL	0- 0	0- 0	1- 0			
2- 5	0- 0	0- 0	CONFERENCE	0- 1	0- 0	2- 4			
1- 2	0- 0	0- 0	HOME	0- 0	0- 0	1- 2			
1- 3	0- 0	0- 0	AWAY	0- 1	0- 0	1- 2			
0- 0	0- 0	0- 0	NEUTRAL	0- 0	0- 0	0- 0			

RPI 1-25				RPI 26-50				RPI 51-100				RPI 101+ Team's RPI: 279			
RPI	S	Opponent	Score	RPI	S	Opponent	Score	RPI	S	Opponent	Score	RPI	S	Opponent	Score
20	A	Princeton	40 52	43	A	Arizona	34 86	64	A	Bucknell	37 71	112	H	Providence	52 68
								85	A	Marist	66 76	169	A	San Diego	49 57
												190	H	Iona	33 36
												200	A	Quinnipiac	53 60
												217	H	Manhattan	62 60
												243	H	Lafayette	52 44
												259	A	Fairfield	38 49
												285	A	Loyola Maryland	48 64
												324	N	Purdue Fort Wayne	60 46
												326	A	Albany (NY)	53 41
												330	H	Canisius	62 71
												337	A	Saint Peter's	81 67
LAST 10 Division I															
200	A	Quinnipiac	53 60	85	A	Marist	66 76								
337	A	Saint Peter's	81 67	326	A	Albany (NY)	53 41								
190	H	Iona	33 36	285	A	Loyola Maryland	48 64								
259	A	Fairfield	38 49	217	H	Manhattan	62 60								
330	H	Canisius	62 71	243	H	Lafayette	52 44								

Non-Div I Games:

Monmouth

Montana

Through Games Of Jan. 17, 2020

Average RPI Win:	256	WON-LOST	WINNING	LAST 10	STRENGTH OF	OPP. STRENGTH	TEAM	ADJ.	CONF.	ADJ CONF.
Average RPI Loss:	120	RECORD	PCT. RANK	GAMES	SCHEDULE	OF SCHEDULE	RPI	RPI	RPI	RPI
DIV. I ONLY	7- 6	148	6-4	156	299	168	168	21	21	
DIV. I NON-CONF.	3- 4	201	2-2	23	314	118	118	17	17	
TOTALS	RPI 1-25	RPI 26-50	W-L RECORDS	RPI 51-100	RPI 101-150	RPI 150+				
7- 6	0- 0	0- 2	OVERALL	0- 1	0- 1	7- 2				
3- 3	0- 0	0- 1	HOME	0- 1	0- 0	3- 1				
4- 2	0- 0	0- 1	AWAY	0- 0	0- 0	4- 1				
0- 1	0- 0	0- 0	NEUTRAL	0- 0	0- 1	0- 0				
3- 4	0- 0	0- 2	NON-CONFERENCE	0- 1	0- 1	3- 0				
1- 2	0- 0	0- 1	HOME	0- 1	0- 0	1- 0				
2- 1	0- 0	0- 1	AWAY	0- 0	0- 0	2- 0				
0- 1	0- 0	0- 0	NEUTRAL	0- 0	0- 1	0- 0				
4- 2	0- 0	0- 0	CONFERENCE	0- 0	0- 0	4- 2				
2- 1	0- 0	0- 0	HOME	0- 0	0- 0	2- 1				
2- 1	0- 0	0- 0	AWAY	0- 0	0- 0	2- 1				
0- 0	0- 0	0- 0	NEUTRAL	0- 0	0- 0	0- 0				

RPI S	Opponent	Score	RPI S	Opponent	Score	RPI S	Opponent	Score	RPI S	Opponent	Score	Team's RPI: 168
43	H Arizona	42 77	49	A South Dakota	64 96	95	H Fresno St.	63 76	146	N Santa Clara	58 68	
									161	H Southern Utah	81 74	
									188	A Portland St.	65 78	
									199	H Northern Colo.	58 67	
									209	A Cal St. Fullerton	71 69	
									214	A Northern Ariz.	79 71	
									246	H Grand Canyon	72 67	
									288	H Eastern Wash.	92 54	
									329	A Utah Valley	63 52	
									345	A Sacramento St.	64 60	
LAST 10 Division I												
188	A Portland St.	65 78	214	A Northern Ariz.	79 71							
288	H Eastern Wash.	92 54	49	A South Dakota	64 96							
199	H Northern Colo.	58 67	329	A Utah Valley	63 52							
161	H Southern Utah	81 74	209	A Cal St. Fullerton	71 69							
345	A Sacramento St.	64 60	146	N Santa Clara	58 68							

Non-Div I Games: Mont. St.-Northern 98 45 Mont. St. Billings 70 53

Montana

Loss, Non-Conf, S Site, H Home A Away N Neutral

Average RPI Win:	240	WON-LOST	WINNING	LAST 10	STRENGTH OF	OPP. STRENGTH	TEAM	ADJ.	CONF.	ADJ CONF.
Average RPI Loss:	74	RECORD	PCT. RANK	GAMES	SCHEDULE	OF SCHEDULE	RPI	RPI	RPI	RPI
DIV. I ONLY	7- 6	148	6-4	76	233	113	113	21	21	
DIV. I NON-CONF.	2- 5	259	1-3	20	128	140	140	17	17	
TOTALS	RPI 1-25	RPI 26-50	W-L RECORDS	RPI 51-100	RPI 101-150	RPI 150+				
7- 6	0- 2	0- 0	OVERALL	0- 2	0- 2	7- 0				
3- 2	0- 1	0- 0	HOME	0- 0	0- 1	3- 0				
4- 2	0- 0	0- 0	AWAY	0- 2	0- 0	4- 0				
0- 2	0- 1	0- 0	NEUTRAL	0- 0	0- 1	0- 0				
2- 5	0- 2	0- 0	NON-CONFERENCE	0- 2	0- 1	2- 0				
1- 1	0- 1	0- 0	HOME	0- 0	0- 0	1- 0				
1- 2	0- 0	0- 0	AWAY	0- 2	0- 0	1- 0				
0- 2	0- 1	0- 0	NEUTRAL	0- 0	0- 1	0- 0				
5- 1	0- 0	0- 0	CONFERENCE	0- 0	0- 1	5- 0				
2- 1	0- 0	0- 0	HOME	0- 0	0- 1	2- 0				
3- 0	0- 0	0- 0	AWAY	0- 0	0- 0	3- 0				
0- 0	0- 0	0- 0	NEUTRAL	0- 0	0- 0	0- 0				

RPI 1-25				RPI 26-50				RPI 51-100				RPI 101+ Team's RPI: 113			
RPI	S	Opponent	Score	RPI	S	Opponent	Score	RPI	S	Opponent	Score	RPI	S	Opponent	Score
7	H	Gonzaga	55 70					63	A	Minnesota	60 71	128	H	Idaho	68 69
19	N	Texas A&M	67 78					84	A	South Dakota St.	50 60	144	N	Wichita St.	64 66
												161	H	Southern Utah	91 65
												188	A	Portland St.	73 62
												199	H	Northern Colo.	91 58
												214	A	Northern Ariz.	72 64
												231	H	UC Davis	77 65
												340	A	Seattle U	73 65
												345	A	Sacramento St.	85 48
LAST 10 Division I															
188	A	Portland St.	73 62	345	A	Sacramento St.	85 48								
128	H	Idaho	68 69	19	N	Texas A&M	67 78								
161	H	Southern Utah	91 65	144	N	Wichita St.	64 66								
199	H	Northern Colo.	91 58	7	H	Gonzaga	55 70								
214	A	Northern Ariz.	72 64	340	A	Seattle U	73 65								

Non-Div I Games: Carroll (MT) 67 33 Mont. St.-Northern 93 34

Montana St.

Loss, Non-Conf, S Site, H Home A Away N Neutral

Average RPI Win:	287	WON-LOST	WINNING	LAST 10	STRENGTH OF	OPP. STRENGTH	TEAM	ADJ.	CONF.	ADJ CONF.
Average RPI Loss:	132	RECORD	PCT. RANK	GAMES	SCHEDULE	OF SCHEDULE	RPI	RPI	RPI	RPI
DIV. I ONLY	5- 10	253	4-6	182	257	272	272	20	20	
DIV. I NON-CONF.	2- 8	295	1-4	86	164	261	261	20	20	
TOTALS	RPI 1-25	RPI 26-50	W-L RECORDS	RPI 51-100	RPI 101-150	RPI 150+				
5- 10	0- 2	0- 0	OVERALL	0- 3	0- 0	5- 5				
4- 4	0- 0	0- 0	HOME	0- 1	0- 0	4- 3				
1- 6	0- 2	0- 0	AWAY	0- 2	0- 0	1- 2				
0- 0	0- 0	0- 0	NEUTRAL	0- 0	0- 0	0- 0				
2- 8	0- 2	0- 0	NON-CONFERENCE	0- 3	0- 0	2- 3				
2- 2	0- 0	0- 0	HOME	0- 1	0- 0	2- 1				
0- 6	0- 2	0- 0	AWAY	0- 2	0- 0	0- 2				
0- 0	0- 0	0- 0	NEUTRAL	0- 0	0- 0	0- 0				
3- 2	0- 0	0- 0	CONFERENCE	0- 0	0- 0	3- 2				
2- 2	0- 0	0- 0	HOME	0- 0	0- 0	2- 2				
1- 0	0- 0	0- 0	AWAY	0- 0	0- 0	1- 0				
0- 0	0- 0	0- 0	NEUTRAL	0- 0	0- 0	0- 0				

RPI 1-25				RPI 26-50				RPI 51-100				RPI 101+ Team's RPI: 272			
RPI	S	Opponent	Score	RPI	S	Opponent	Score	RPI	S	Opponent	Score	RPI	S	Opponent	Score
13	A	Baylor	47 94					81	H	N.C. A&T	56 74	155	H	Tennessee Tech	55 75
16	A	Kentucky	54 79					96	A	Michigan St.	48 93	186	A	Valparaiso	53 55
								100	A	Dayton	41 58	203	A	Bowling Green	65 79
												218	H	Saint Francis (PA)	65 54
												226	H	Stetson	55 58
												247	H	Eastern Ill.	51 57
												263	H	Radford	73 62
												310	H	SIUE	75 69
												312	H	Jacksonville St.	67 48
												332	A	Tennessee St.	84 47
LAST 10 Division I															
332	A	Tennessee St.	84 47	13	A	Baylor	47 94								
247	H	Eastern Ill.	51 57	186	A	Valparaiso	53 55								
310	H	SIUE	75 69	96	A	Michigan St.	48 93								
155	H	Tennessee Tech	55 75	100	A	Dayton	41 58								
312	H	Jacksonville St.	67 48	263	H	Radford	73 62								

Non-Div I Games: Asbury 107 55 Midway 107 55

Morehead St.

Average RPI Win:	317	WON-LOST	WINNING	LAST 10	STRENGTH OF	OPP. STRENGTH	TEAM	ADJ.	CONF.	ADJ CONF.
Average RPI Loss:	190	RECORD	PCT. RANK	GAMES	SCHEDULE	OF SCHEDULE	RPI	RPI	RPI	RPI
DIV. I ONLY	4- 11	286	3-7	306	309	299	299	30	30	
DIV. I NON-CONF.	2- 9	304	1-5	243	272	305	305	31	31	
TOTALS	RPI 1-25	RPI 26-50	W-L RECORDS	RPI 51-100	RPI 101-150	RPI 150+				
4- 11	0- 0	0- 1	OVERALL	0- 2	0- 1	4- 7				
2- 0	0- 0	0- 0	HOME	0- 0	0- 0	2- 0				
2- 9	0- 0	0- 1	AWAY	0- 2	0- 0	2- 6				
0- 2	0- 0	0- 0	NEUTRAL	0- 0	0- 1	0- 1				
2- 9	0- 0	0- 1	NON-CONFERENCE	0- 2	0- 1	2- 5				
1- 0	0- 0	0- 0	HOME	0- 0	0- 0	1- 0				
1- 7	0- 0	0- 1	AWAY	0- 2	0- 0	1- 4				
0- 2	0- 0	0- 0	NEUTRAL	0- 0	0- 1	0- 1				
2- 2	0- 0	0- 0	CONFERENCE	0- 0	0- 0	2- 2				
1- 0	0- 0	0- 0	HOME	0- 0	0- 0	1- 0				
1- 2	0- 0	0- 0	AWAY	0- 0	0- 0	1- 2				
0- 0	0- 0	0- 0	NEUTRAL	0- 0	0- 0	0- 0				

RPI S	Opponent	Score	RPI S	Opponent	Score	RPI S	Opponent	Score	RPI S	Opponent	Score	Team's RPI: 299
34	A Marquette	48 70	55	A Michigan	48 80	104	N Stony Brook	56 63	175	N Akron	45 52	
			59	A Nebraska	55 78	183	A Bethune-Cookman	65 74	256	A Delaware St.	61 69	
						260	A Omaha	64 70	274	A Marshall	57 52	
						293	H Texas St.	72 62	313	A UMBC	63 65	
						315	A Hofstra	39 51	337	A Saint Peter's	77 78	
						348	H South Carolina St.	77 47	351	A Florida A&M	59 47	
LAST 10 Division I												
183	A Bethune-Cookman	65 74	104	N Stony Brook	56 63							
351	A Florida A&M	59 47	293	H Texas St.	72 62							
348	H South Carolina St.	77 47	313	A UMBC	63 65							
256	A Delaware St.	61 69	315	A Hofstra	39 51							
175	N Akron	45 52	55	A Michigan	48 80							

Non-Div I Games: Washington Adventis84 52 Notre Dame (MD) 113 34

Morgan St.

Mt. St. Mary's

Through Games Of Jan. 17, 2020

Average RPI Win:	276	WON-LOST	WINNING	LAST 10	STRENGTH OF	OPP. STRENGTH	TEAM	ADJ.	CONF.	ADJ CONF.
Average RPI Loss:	124	RECORD	PCT. RANK	GAMES	SCHEDULE	OF SCHEDULE	RPI	RPI	RPI	RPI
DIV. I ONLY	7- 8	192	5-5	265	133	208	208	29	29	
DIV. I NON-CONF.	4- 7	225	2-4	182	73	203	203	30	30	
TOTALS	RPI 1-25	RPI 26-50	W-L RECORDS	RPI 51-100	RPI 101-150	RPI 150+				
7- 8	0- 2	0- 1	OVERALL	0- 1	1- 0	6- 4				
4- 1	0- 0	0- 0	HOME	0- 1	0- 0	4- 0				
2- 6	0- 2	0- 1	AWAY	0- 0	0- 0	2- 3				
1- 1	0- 0	0- 0	NEUTRAL	0- 0	1- 0	0- 1				
4- 7	0- 2	0- 1	NON-CONFERENCE	0- 1	1- 0	3- 3				
2- 1	0- 0	0- 0	HOME	0- 1	0- 0	2- 0				
1- 5	0- 2	0- 1	AWAY	0- 0	0- 0	1- 2				
1- 1	0- 0	0- 0	NEUTRAL	0- 0	1- 0	0- 1				
3- 1	0- 0	0- 0	CONFERENCE	0- 0	0- 0	3- 1				
2- 0	0- 0	0- 0	HOME	0- 0	0- 0	2- 0				
1- 1	0- 0	0- 0	AWAY	0- 0	0- 0	1- 1				
0- 0	0- 0	0- 0	NEUTRAL	0- 0	0- 0	0- 0				

RPI 1-25				RPI 26-50				RPI 51-100				RPI 101+ Team's RPI: 208			
RPI	S	Opponent	Score	RPI	S	Opponent	Score	RPI	S	Opponent	Score	RPI	S	Opponent	Score
11	A	Indiana	52 75	37	A	Old Dominion	34 85	87	H	Lehigh	65 66	125	N	Richmond	75 67
16	A	Kentucky	44 67									174	N	Hampton	60 68
												181	A	Merrimack	55 76
												185	A	Towson	57 73
												263	A	Radford	75 58
												282	H	Wagner	78 63
												285	H	Loyola Maryland	81 75
												302	A	UMES	76 78
												313	H	UMBC	71 61
												317	A	Bryant	76 70
												347	H	LIU Brooklyn	75 57
LAST 10 Division I															
181	A	Merrimack	55 76	125	N	Richmond	75 67								
317	A	Bryant	76 70	174	N	Hampton	60 68								
347	H	LIU Brooklyn	75 57	302	A	UMES	76 78								
282	H	Wagner	78 63	87	H	Lehigh	65 66								
37	A	Old Dominion	34 85	285	H	Loyola Maryland	81 75								

Non-Div I Games: Frostburg St. 94 40

Mt. St. Mary's

■ Loss,
 ■ Non-Conf,
 ■ S Site,
 ■ H Home
 ■ A Away
 N Neutral

Average RPI Win:	265	WON-LOST	WINNING	LAST 10	STRENGTH OF	OPP. STRENGTH	TEAM	ADJ.	CONF.	ADJ CONF.
Average RPI Loss:	105	RECORD	PCT. RANK	GAMES	SCHEDULE	OF SCHEDULE	RPI	RPI	RPI	RPI
DIV. I ONLY	6- 8	212	4-6	254	140	211	211	20	20	
DIV. I NON-CONF.	5- 4	140	3-2	303	59	174	174	20	20	
TOTALS	RPI 1-25	RPI 26-50	W-L RECORDS	RPI 51-100	RPI 101-150	RPI 150+				
6- 8	0- 2	0- 0	OVERALL	0- 3	0- 0	6- 3				
3- 2	0- 0	0- 0	HOME	0- 1	0- 0	3- 1				
3- 6	0- 2	0- 0	AWAY	0- 2	0- 0	3- 2				
0- 0	0- 0	0- 0	NEUTRAL	0- 0	0- 0	0- 0				
5- 4	0- 2	0- 0	NON-CONFERENCE	0- 1	0- 0	5- 1				
2- 1	0- 0	0- 0	HOME	0- 0	0- 0	2- 1				
3- 3	0- 2	0- 0	AWAY	0- 1	0- 0	3- 0				
0- 0	0- 0	0- 0	NEUTRAL	0- 0	0- 0	0- 0				
1- 4	0- 0	0- 0	CONFERENCE	0- 2	0- 0	1- 2				
1- 1	0- 0	0- 0	HOME	0- 1	0- 0	1- 0				
0- 3	0- 0	0- 0	AWAY	0- 1	0- 0	0- 2				
0- 0	0- 0	0- 0	NEUTRAL	0- 0	0- 0	0- 0				

RPI 1-25				RPI 26-50				RPI 51-100				RPI 101+ Team's RPI: 211			
RPI	S	Opponent	Score	RPI	S	Opponent	Score	RPI	S	Opponent	Score	RPI	S	Opponent	Score
1	A	Louisville	40 76					66	A	Southern Ill.	66 76	151	H	Samford	56 84
15	A	Mississippi St.	43 124					71	A	UT Martin	56 98	155	A	Tennessee Tech	72 77
								71	H	UT Martin	64 89	163	H	Southeast Mo. St.	70 62
												213	H	Arkansas St.	77 62
												262	A	Lipscomb	67 57
												275	H	Indiana St.	70 62
												312	A	Jacksonville St.	51 68
												325	A	Evansville	61 59
												350	A	Mississippi Val.	72 66
LAST 10 Division I															
71	A	UT Martin	56 98	151	H	Samford	56 84								
155	A	Tennessee Tech	72 77	66	A	Southern Ill.	66 76								
312	A	Jacksonville St.	51 68	275	H	Indiana St.	70 62								
163	H	Southeast Mo. St.	70 62	325	A	Evansville	61 59								
71	H	UT Martin	64 89	213	H	Arkansas St.	77 62								

Non-Div I Games: Cumberland (TN) 93 60 Christian Bros. 95 59

Murray St.

Loss, Non-Conf, S Site, H Home A Away N Neutral

Average RPI Win:	225	WON-LOST	WINNING	LAST 10	STRENGTH OF	OPP. STRENGTH	TEAM	ADJ.	CONF.	ADJ CONF.
Average RPI Loss:	77	RECORD	PCT. RANK	GAMES	SCHEDULE	OF SCHEDULE	RPI	RPI	RPI	RPI
DIV. I ONLY	9- 4	71	8-2	247	73	81	81	30	30	
DIV. I NON-CONF.	6- 4	122	5-2	107	27	61	61	31	31	
TOTALS	RPI 1-25	RPI 26-50	W-L RECORDS	RPI 51-100	RPI 101-150	RPI 150+				
9- 4	0- 1	0- 1	OVERALL	0- 1	2- 0	7- 1				
3- 0	0- 0	0- 0	HOME	0- 0	1- 0	2- 0				
5- 3	0- 1	0- 0	AWAY	0- 1	1- 0	4- 1				
1- 1	0- 0	0- 1	NEUTRAL	0- 0	0- 0	1- 0				
6- 4	0- 1	0- 1	NON-CONFERENCE	0- 1	2- 0	4- 1				
2- 0	0- 0	0- 0	HOME	0- 0	1- 0	1- 0				
3- 3	0- 1	0- 0	AWAY	0- 1	1- 0	2- 1				
1- 1	0- 0	0- 1	NEUTRAL	0- 0	0- 0	1- 0				
3- 0	0- 0	0- 0	CONFERENCE	0- 0	0- 0	3- 0				
1- 0	0- 0	0- 0	HOME	0- 0	0- 0	1- 0				
2- 0	0- 0	0- 0	AWAY	0- 0	0- 0	2- 0				
0- 0	0- 0	0- 0	NEUTRAL	0- 0	0- 0	0- 0				

RPI 1-25				RPI 26-50				RPI 51-100 Team's RPI: 81				RPI 101+			
RPI	S	Opponent	Score	RPI	S	Opponent	Score	RPI	S	Opponent	Score	RPI	S	Opponent	Score
17	A	NC State	44 80	40	N	Miami (FL)	67 68	75	A	Georgia	54 72	108	H	UNC Greensboro	57 48
												130	A	VCU	69 58
												175	A	Akron	52 64
												182	A	Clemson	82 74
												210	H	ETSU	80 69
												213	N	Arkansas St.	55 50
												256	A	Delaware St.	69 45
												272	A	Morehead St.	74 56
												302	A	UMES	67 31
												351	H	Florida A&M	71 44
LAST 10 Division I															
256	A	Delaware St.	69 45	175	A	Akron	52 64								
302	A	UMES	67 31	108	H	UNC Greensboro	57 48								
351	H	Florida A&M	71 44	272	A	Morehead St.	74 56								
130	A	VCU	69 58	213	N	Arkansas St.	55 50								
182	A	Clemson	82 74	40	N	Miami (FL)	67 68								

Non-Div I Games: Saint Augustine's 75 44 Johnson & Wales (NC121 61

N.C. A&T

Loss, Non-Conf, S Site, H Home A Away N Neutral

N.C. Central

Through Games Of Jan. 17, 2020

Average RPI Win:	276	WON-LOST	WINNING	LAST 10	STRENGTH OF	OPP. STRENGTH	TEAM	ADJ.	CONF.	ADJ CONF.
Average RPI Loss:	189	RECORD	PCT. RANK	GAMES	SCHEDULE	OF SCHEDULE	RPI	RPI	RPI	RPI
DIV. I ONLY	3- 11	304	2-8	307	214	322	322	30	30	
DIV. I NON-CONF.	2- 9	304	1-6	204	225	304	304	31	31	
TOTALS	RPI 1-25	RPI 26-50	W-L RECORDS	RPI 51-100	RPI 101-150	RPI 150+				
3- 11	0- 1	0- 0	OVERALL	0- 2	1- 1	2- 7				
2- 3	0- 0	0- 0	HOME	0- 0	1- 0	1- 3				
1- 7	0- 1	0- 0	AWAY	0- 2	0- 1	1- 3				
0- 1	0- 0	0- 0	NEUTRAL	0- 0	0- 0	0- 1				
2- 9	0- 1	0- 0	NON-CONFERENCE	0- 2	1- 1	1- 5				
1- 3	0- 0	0- 0	HOME	0- 0	1- 0	0- 3				
1- 5	0- 1	0- 0	AWAY	0- 2	0- 1	1- 1				
0- 1	0- 0	0- 0	NEUTRAL	0- 0	0- 0	0- 1				
1- 2	0- 0	0- 0	CONFERENCE	0- 0	0- 0	1- 2				
1- 0	0- 0	0- 0	HOME	0- 0	0- 0	1- 0				
0- 2	0- 0	0- 0	AWAY	0- 0	0- 0	0- 2				
0- 0	0- 0	0- 0	NEUTRAL	0- 0	0- 0	0- 0				

RPI 1-25				RPI 26-50				RPI 51-100				RPI 101+ Team's RPI: 322			
RPI	S	Opponent	Score	RPI	S	Opponent	Score	RPI	S	Opponent	Score	RPI	S	Opponent	Score
6	A	Iowa	50 102					62	A	North Carolina	53 92	101	A	California	69 90
								76	A	CSU Bakersfield	71 80	131	H	Campbell	67 64
												205	N	Penn St.	68 92
												242	A	Col. of Charleston	78 85
												251	H	Winthrop	46 56
												256	A	Delaware St.	54 64
												269	H	High Point	58 78
												302	A	UMES	63 65
												314	H	FIU	58 59
												347	A	LIU Brooklyn	61 59
												351	H	Florida A&M	66 57
LAST 10 Division I															
302	A	UMES	63 65	62	A	North Carolina	53 92								
256	A	Delaware St.	54 64	314	H	FIU	58 59								
351	H	Florida A&M	66 57	76	A	CSU Bakersfield	71 80								
347	A	LIU Brooklyn	61 59	205	N	Penn St.	68 92								
6	A	Iowa	50 102	101	A	California	69 90								

Non-Div I Games: Washington Adventis83 48 Lincoln (PA) 53 68

N.C. Central

Loss, Non-Conf, S Site, H Home A Away N Neutral

Average RPI Win:	130	WON-LOST	WINNING	LAST 10	STRENGTH OF	OPP. STRENGTH	TEAM	ADJ.	CONF.	ADJ CONF.
Average RPI Loss:	62	RECORD	PCT. RANK	GAMES	SCHEDULE	OF SCHEDULE	RPI	RPI	RPI	RPI
DIV. I ONLY	16- 1	4	9-1	106	17	17	17	4	4	
DIV. I NON-CONF.	11- 0	1	4-0	193	39	19	19	3	3	
TOTALS	RPI 1-25	RPI 26-50	W-L RECORDS	RPI 51-100	RPI 101-150	RPI 150+				
16- 1	2- 0	2- 0	OVERALL	2- 1	3- 0	7- 0				
10- 0	2- 0	2- 0	HOME	1- 0	1- 0	4- 0				
4- 1	0- 0	0- 0	AWAY	0- 1	2- 0	2- 0				
2- 0	0- 0	0- 0	NEUTRAL	1- 0	0- 0	1- 0				
11- 0	1- 0	0- 0	NON-CONFERENCE	2- 0	1- 0	7- 0				
7- 0	1- 0	0- 0	HOME	1- 0	1- 0	4- 0				
2- 0	0- 0	0- 0	AWAY	0- 0	0- 0	2- 0				
2- 0	0- 0	0- 0	NEUTRAL	1- 0	0- 0	1- 0				
5- 1	1- 0	2- 0	CONFERENCE	0- 1	2- 0	0- 0				
3- 0	1- 0	2- 0	HOME	0- 0	0- 0	0- 0				
2- 1	0- 0	0- 0	AWAY	0- 1	2- 0	0- 0				
0- 0	0- 0	0- 0	NEUTRAL	0- 0	0- 0	0- 0				

RPI	S	Opponent	Score	RPI	S	Opponent	Score	RPI	S	Opponent	Score	RPI	S	Opponent	Score
18	H	Florida St.	68 51	28	H	Virginia	80 60	60	N	Texas	84 73	104	A	Boston College	72 54
21	H	Maryland	66 59	35	H	Virginia Tech	76 69	62	A	North Carolina	60 66	109	H	Elon	62 49
								81	H	N.C. A&T	80 44	127	A	Notre Dame	90 56
												152	A	Saint Mary's (CA)	87 70
												193	H	Lamar University	81 40
												197	A	Hawaii	68 59
												215	H	Chattanooga	74 38
												219	H	UNCW	80 40
												250	H	Maine	62 34
												266	N	North Texas	76 65
LAST 10 Division I															
18	H	Florida St.	68 51	104	A	Boston College	72 54	215	H	Chattanooga	74 38	109	H	Elon	62 49
127	A	Notre Dame	90 56	28	H	Virginia	80 60	21	H	Maryland	66 59	127	A	Notre Dame	90 56
62	A	North Carolina	60 66	35	H	Virginia Tech	76 69	266	N	North Texas	76 65	152	A	Saint Mary's (CA)	87 70

Non-Div I Games:

NC State

■ Loss,
 ■ Non-Conf, S Site,
 ■ Home
 ■ Away
 N Neutral

N
J
I
T

N
J
I
T

NJIT

Page 186

Nebraska

Through Games Of Jan. 17, 2020

Average RPI Win:	181	WON-LOST	WINNING	LAST 10	STRENGTH OF	OPP. STRENGTH	TEAM	ADJ.	CONF.	ADJ CONF.
Average RPI Loss:	41	RECORD	PCT. RANK	GAMES	SCHEDULE	OF SCHEDULE	RPI	RPI	RPI	RPI
DIV. I ONLY	13- 4	45	7-3	145	50	59	59	2	2	
DIV. I NON-CONF.	10- 1	19	4-0	307	95	101	101	2	2	
TOTALS	RPI 1-25	RPI 26-50	W-L RECORDS	RPI 51-100	RPI 101-150	RPI 150+				
13- 4	1- 3	1- 0	OVERALL	2- 1	1- 0	8- 0				
10- 1	1- 1	1- 0	HOME	1- 0	1- 0	6- 0				
1- 3	0- 2	0- 0	AWAY	0- 1	0- 0	1- 0				
2- 0	0- 0	0- 0	NEUTRAL	1- 0	0- 0	1- 0				
10- 1	0- 1	1- 0	NON-CONFERENCE	1- 0	0- 0	8- 0				
7- 1	0- 1	1- 0	HOME	0- 0	0- 0	6- 0				
1- 0	0- 0	0- 0	AWAY	0- 0	0- 0	1- 0				
2- 0	0- 0	0- 0	NEUTRAL	1- 0	0- 0	1- 0				
3- 3	1- 2	0- 0	CONFERENCE	1- 1	1- 0	0- 0				
3- 0	1- 0	0- 0	HOME	1- 0	1- 0	0- 0				
0- 3	0- 2	0- 0	AWAY	0- 1	0- 0	0- 0				
0- 0	0- 0	0- 0	NEUTRAL	0- 0	0- 0	0- 0				

RPI S	Opponent	Score	RPI S	Opponent	Score	RPI S	Opponent	Score	RPI S	Opponent	Score
6	H Iowa	78 69	42	H Duke	83 79	63	H Minnesota	72 58	132	H Wisconsin	65 50
21	A Maryland	69 87				78	N Southern California	67 54	158	A Missouri	90 85
22	H Creighton	74 79				96	A Michigan St.	70 78	217	H Manhattan	71 51
25	A Rutgers	65 69							227	H Oral Roberts	77 67
									264	H Southern U.	73 39
									268	N Sacred Heart	72 49
									284	H Alabama A&M	68 46
									299	H Morgan St.	78 55
									310	H SIUE	63 49
LAST 10 Division I											
21	A Maryland	69 87	6	H Iowa	78 69						
25	A Rutgers	65 69	217	H Manhattan	71 51						
132	H Wisconsin	65 50	227	H Oral Roberts	77 67						
63	H Minnesota	72 58	42	H Duke	83 79						
96	A Michigan St.	70 78	268	N Sacred Heart	72 49						

Non-Div I Games:

Nebraska

■ Loss,
 ■ Non-Conf, S Site,
 ■ Home
 ■ Away
 N Neutral

Nevada

Through Games Of Jan. 17, 2020

Average RPI Win:	302	WON-LOST	WINNING	LAST 10	STRENGTH OF	OPP. STRENGTH	TEAM	ADJ.	CONF.	ADJ CONF.
Average RPI Loss:	174	RECORD	PCT. RANK	GAMES	SCHEDULE	OF SCHEDULE	RPI	RPI	RPI	RPI
DIV. I ONLY	7- 9	205	3-7	327	310	297	297	17	17	
DIV. I NON-CONF.	6- 4	122	2-2	329	327	249	249	24	24	
TOTALS	RPI 1-25	RPI 26-50	W-L RECORDS	RPI 51-100	RPI 101-150	RPI 150+				
7- 9	0- 0	0- 0	OVERALL	0- 1	0- 3	7- 5				
5- 3	0- 0	0- 0	HOME	0- 0	0- 1	5- 2				
1- 6	0- 0	0- 0	AWAY	0- 1	0- 2	1- 3				
1- 0	0- 0	0- 0	NEUTRAL	0- 0	0- 0	1- 0				
6- 4	0- 0	0- 0	NON-CONFERENCE	0- 1	0- 2	6- 1				
4- 1	0- 0	0- 0	HOME	0- 0	0- 1	4- 0				
1- 3	0- 0	0- 0	AWAY	0- 1	0- 1	1- 1				
1- 0	0- 0	0- 0	NEUTRAL	0- 0	0- 0	1- 0				
1- 5	0- 0	0- 0	CONFERENCE	0- 0	0- 1	1- 4				
1- 2	0- 0	0- 0	HOME	0- 0	0- 0	1- 2				
0- 3	0- 0	0- 0	AWAY	0- 0	0- 1	0- 2				
0- 0	0- 0	0- 0	NEUTRAL	0- 0	0- 0	0- 0				

RPI S	Opponent	Score	RPI S	Opponent	Score	RPI S	Opponent	Score	RPI S	Opponent	Score	Team's RPI: 297
						78 A	Southern California	47 50	106 A	Boise St.	40 54	
									111 A	Utah	62 68	
									148 H	SFA	65 80	
									152 H	Saint Mary's (CA)	78 72	
									157 H	San Jose St.	70 72	
									188 A	Portland St.	75 80	
									224 A	Wyoming	59 83	
									253 A	Colorado St.	70 75	
									289 H	Utah St.	69 60	
									303 H	Air Force	61 68	
									319 N	UTRGV	62 57	
									329 A	Utah Valley	60 57	
									331 H	Cal Poly	71 40	
									345 H	Sacramento St.	83 72	
									349 H	Chicago St.	80 60	
LAST 10 Division I												
			224 A	Wyoming	59 83		331 H	Cal Poly	71 40			
			289 H	Utah St.	69 60		319 N	UTRGV	62 57			
			157 H	San Jose St.	70 72		78 A	Southern California	47 50			
			106 A	Boise St.	40 54		111 A	Utah	62 68			
			253 A	Colorado St.	70 75		303 H	Air Force	61 68			

Non-Div I Games: Stanislaus St. 80 62

Nevada

Loss, Non-Conf, S Site, H Home A Away N Neutral

New Hampshire

Through Games Of Jan. 17, 2020

Average RPI Win:	330	WON-LOST	WINNING	LAST 10	STRENGTH OF	OPP. STRENGTH	TEAM	ADJ.	CONF.	ADJ CONF.
Average RPI Loss:	161	RECORD	PCT. RANK	GAMES	SCHEDULE	OF SCHEDULE	RPI	RPI	RPI	RPI
DIV. I ONLY	4- 12	290	3-7	233	287	291	291	28	28	
DIV. I NON-CONF.	2- 9	304	1-4	192	263	301	301	28	28	
TOTALS	RPI 1-25	RPI 26-50	W-L RECORDS	RPI 51-100	RPI 101-150	RPI 150+				
4- 12	0- 2	0- 0	OVERALL	0- 0	0- 3	4- 7				
2- 4	0- 0	0- 0	HOME	0- 0	0- 1	2- 3				
2- 8	0- 2	0- 0	AWAY	0- 0	0- 2	2- 4				
0- 0	0- 0	0- 0	NEUTRAL	0- 0	0- 0	0- 0				
2- 9	0- 2	0- 0	NON-CONFERENCE	0- 0	0- 2	2- 5				
1- 3	0- 0	0- 0	HOME	0- 0	0- 0	1- 3				
1- 6	0- 2	0- 0	AWAY	0- 0	0- 2	1- 2				
0- 0	0- 0	0- 0	NEUTRAL	0- 0	0- 0	0- 0				
2- 3	0- 0	0- 0	CONFERENCE	0- 0	0- 1	2- 2				
1- 1	0- 0	0- 0	HOME	0- 0	0- 1	1- 0				
1- 2	0- 0	0- 0	AWAY	0- 0	0- 0	1- 2				
0- 0	0- 0	0- 0	NEUTRAL	0- 0	0- 0	0- 0				

RPI 1-25				RPI 26-50				RPI 51-100				RPI 101+				Team's RPI: 291
RPI	S	Opponent	Score	RPI	S	Opponent	Score	RPI	S	Opponent	Score	RPI	S	Opponent	Score	
13	A	Baylor	29 97									104	H	Stony Brook	44 53	
20	A	Princeton	37 77									120	A	Massachusetts	65 67	
												141	A	Holy Cross	61 82	
												153	A	Dartmouth	47 66	
												181	A	Merrimack	54 64	
												195	H	Boston U.	64 78	
												223	A	UMass Lowell	53 58	
												229	H	Brown	68 76	
												250	A	Maine	50 67	
												305	H	North Dakota St.	61 67	
												317	A	Bryant	68 56	
												326	A	Albany (NY)	48 47	
												336	H	Hartford	72 71	
												342	H	Central Conn. St.	70 59	
LAST 10 Division I																
326	A	Albany (NY)	48 47	20	A	Princeton	37 77									
104	H	Stony Brook	44 53	141	A	Holy Cross	61 82									
250	A	Maine	50 67	153	A	Dartmouth	47 66									
336	H	Hartford	72 71	342	H	Central Conn. St.	70 59									
223	A	UMass Lowell	53 58	120	A	Massachusetts	65 67									

Non-Div I Games: Wheaton (MA) 89 44

New Hampshire

Loss, Non-Conf, S Site, H Home A Away N Neutral

Average RPI Win:	225	WON-LOST	WINNING	LAST 10	STRENGTH OF	OPP. STRENGTH	TEAM	ADJ.	CONF.	ADJ CONF.
Average RPI Loss:	123	RECORD	PCT. RANK	GAMES	SCHEDULE	OF SCHEDULE	RPI	RPI	RPI	RPI
DIV. I ONLY	10- 8	147	4-6	170	162	172	172	17	17	
DIV. I NON-CONF.	8- 4	90	2-3	188	114	124	124	24	24	
TOTALS	RPI 1-25	RPI 26-50	W-L RECORDS	RPI 51-100	RPI 101-150	RPI 150+				
10- 8	0- 0	0- 2	OVERALL	0- 2	2- 1	8- 3				
6- 4	0- 0	0- 0	HOME	0- 1	2- 0	4- 3				
3- 3	0- 0	0- 1	AWAY	0- 1	0- 1	3- 0				
1- 1	0- 0	0- 1	NEUTRAL	0- 0	0- 0	1- 0				
8- 4	0- 0	0- 2	NON-CONFERENCE	0- 1	2- 0	6- 1				
5- 2	0- 0	0- 0	HOME	0- 1	2- 0	3- 1				
2- 1	0- 0	0- 1	AWAY	0- 0	0- 0	2- 0				
1- 1	0- 0	0- 1	NEUTRAL	0- 0	0- 0	1- 0				
2- 4	0- 0	0- 0	CONFERENCE	0- 1	0- 1	2- 2				
1- 2	0- 0	0- 0	HOME	0- 0	0- 0	1- 2				
1- 2	0- 0	0- 0	AWAY	0- 1	0- 1	1- 0				
0- 0	0- 0	0- 0	NEUTRAL	0- 0	0- 0	0- 0				

RPI S	Opponent	Score	RPI S	Opponent	Score	RPI S	Opponent	Score	RPI S	Opponent	Score	Team's RPI: 172
30	A Arizona St.	47 84	65	H Ball St.	57 70	106	A Boise St.	82 83				
32	N West Virginia	60 73	95	A Fresno St.	81 84	112	H Providence	86 68				
						138	H Houston	81 71				
						157	H San Jose St.	80 81				
						158	N Missouri	71 68				
						206	A UTEP	93 78				
						214	H Northern Ariz.	83 76				
						224	H Wyoming	66 73				
						241	H UC Riverside	80 70				
						253	H Colorado St.	73 62				
						276	H LMU (CA)	72 73				
						303	A Air Force	75 53				
						311	A New Mexico St.	86 67				
						311	H New Mexico St.	107 53				
LAST 10 Division I												
253	H Colorado St.	73 62	276	H LMU (CA)	72 73							
303	A Air Force	75 53	112	H Providence	86 68							
95	A Fresno St.	81 84	311	H New Mexico St.	107 53							
157	H San Jose St.	80 81	30	A Arizona St.	47 84							
65	H Ball St.	57 70	224	H Wyoming	66 73							

Non-Div I Games: Northern N.M. 92 44

New Mexico

■ Loss,
 ■ Non-Conf, S Site,
 ■ Home
 ■ Away
 N Neutral

Average RPI Win:	312	WON-LOST	WINNING	LAST 10	STRENGTH OF	OPP. STRENGTH	TEAM	ADJ.	CONF.	ADJ CONF.
Average RPI Loss:	200	RECORD	PCT. RANK	GAMES	SCHEDULE	OF SCHEDULE	RPI	RPI	RPI	RPI
DIV. I ONLY	4- 12	290	3-7	266	332	311	311	32	32	
DIV. I NON-CONF.	2- 10	313	1-5	185	304	310	310	32	32	
TOTALS	RPI 1-25	RPI 26-50	W-L RECORDS	RPI 51-100	RPI 101-150	RPI 150+				
4- 12	0- 0	0- 1	OVERALL	0- 0	0- 2	4- 9				
2- 6	0- 0	0- 1	HOME	0- 0	0- 0	2- 5				
2- 4	0- 0	0- 0	AWAY	0- 0	0- 1	2- 3				
0- 2	0- 0	0- 0	NEUTRAL	0- 0	0- 1	0- 1				
2- 10	0- 0	0- 1	NON-CONFERENCE	0- 0	0- 2	2- 7				
1- 5	0- 0	0- 1	HOME	0- 0	0- 0	1- 4				
1- 3	0- 0	0- 0	AWAY	0- 0	0- 1	1- 2				
0- 2	0- 0	0- 0	NEUTRAL	0- 0	0- 1	0- 1				
2- 2	0- 0	0- 0	CONFERENCE	0- 0	0- 0	2- 2				
1- 1	0- 0	0- 0	HOME	0- 0	0- 0	1- 1				
1- 1	0- 0	0- 0	AWAY	0- 0	0- 0	1- 1				
0- 0	0- 0	0- 0	NEUTRAL	0- 0	0- 0	0- 0				

RPI	S	Opponent	Score	RPI	S	Opponent	Score	RPI	S	Opponent	Score	RPI	S	Opponent	Score	Team's RPI: 311
30	H	Arizona St.	47	70								118	A	Abilene Christian	54	67
												124	N	Western Mich.	76	79
												172	A	New Mexico	53	107
												172	H	New Mexico	67	86
												206	A	UTEP	45	65
												206	H	UTEP	57	63
												233	H	Pepperdine	69	72
												240	A	UMKC	52	56
												241	H	UC Riverside	58	60
												295	A	Denver	78	75
												298	H	California Baptist	57	56
												304	H	Weber St.	77	47
												323	N	Georgia St.	51	59
												329	H	Utah Valley	54	58
												349	A	Chicago St.	73	60
LAST 10 Division I																
329	H	Utah Valley	54	58	30	H	Arizona St.	47	70							
240	A	UMKC	52	56	172	A	New Mexico	53	107							
349	A	Chicago St.	73	60	304	H	Weber St.	77	47							
298	H	California Baptist	57	56	124	N	Western Mich.	76	79							
118	A	Abilene Christian	54	67	323	N	Georgia St.	51	59							

Non-Div I Games: Western N.M. 75 56

New Mexico St.

■ Loss,
 ■ Non-Conf,
 ■ S Site,
 ■ H Home
 ■ A Away
 N Neutral

New Orleans

Through Games Of Jan. 17, 2020

Average RPI Win:	222	WON-LOST	WINNING	LAST 10	STRENGTH OF	OPP. STRENGTH	TEAM	ADJ.	CONF.	ADJ CONF.
Average RPI Loss:	121	RECORD	PCT. RANK	GAMES	SCHEDULE	OF SCHEDULE	RPI	RPI	RPI	RPI
DIV. I ONLY	6- 7	202	5-5	55	313	114	114	25	25	
DIV. I NON-CONF.	2- 5	259	1-3	53	207	162	162	23	23	
TOTALS	RPI 1-25	RPI 26-50	W-L RECORDS	RPI 51-100	RPI 101-150	RPI 150+				
6- 7	0- 0	0- 2	OVERALL	0- 1	1- 3	5- 1				
2- 2	0- 0	0- 0	HOME	0- 0	1- 2	1- 0				
4- 5	0- 0	0- 2	AWAY	0- 1	0- 1	4- 1				
0- 0	0- 0	0- 0	NEUTRAL	0- 0	0- 0	0- 0				
2- 5	0- 0	0- 2	NON-CONFERENCE	0- 1	0- 1	2- 1				
1- 1	0- 0	0- 0	HOME	0- 0	0- 1	1- 0				
1- 4	0- 0	0- 2	AWAY	0- 1	0- 0	1- 1				
0- 0	0- 0	0- 0	NEUTRAL	0- 0	0- 0	0- 0				
4- 2	0- 0	0- 0	CONFERENCE	0- 0	1- 2	3- 0				
1- 1	0- 0	0- 0	HOME	0- 0	1- 1	0- 0				
3- 1	0- 0	0- 0	AWAY	0- 0	0- 1	3- 0				
0- 0	0- 0	0- 0	NEUTRAL	0- 0	0- 0	0- 0				

RPI S	Opponent	Score	RPI S	Opponent	Score	RPI S	Opponent	Score	RPI S	Opponent	Score	Team's RPI: 114
33	A LSU	49 83	47	A Arkansas	52 82	86	A Iowa St.	53 71	118	A Abilene Christian	62 76	
									133	H Louisiana	60 65	
									134	H Sam Houston St.	46 78	
									148	H SFA	53 50	
									154	H North Dakota	79 73	
									193	A Lamar University	62 57	
									239	A Central Ark.	49 37	
									254	A Ole Miss	69 64	
									293	A Texas St.	49 51	
									341	A Incarnate Word	67 55	
LAST 10 Division I												
341	A Incarnate Word	67 55	134	H Sam Houston St.	46 78							
239	A Central Ark.	49 37	118	A Abilene Christian	62 76							
148	H SFA	53 50	86	A Iowa St.	53 71							
193	A Lamar University	62 57	293	A Texas St.	49 51							
154	H North Dakota	79 73	133	H Louisiana	60 65							

Non-Div I Games: Pensacola Christian91 31 Tougaloo 91 69

New Orleans

Loss, Non-Conf, S Site, H Home A Away N Neutral

Niagara

Through Games Of Jan. 17, 2020

Average RPI Win:	282	WON-LOST	WINNING	LAST 10	STRENGTH OF	OPP. STRENGTH	TEAM	ADJ.	CONF.	ADJ CONF.
Average RPI Loss:	144	RECORD	PCT. RANK	GAMES	SCHEDULE	OF SCHEDULE	RPI	RPI	RPI	RPI
DIV. I ONLY	4- 10	275	4-6	143	289	228	228	24	24	
DIV. I NON-CONF.	2- 7	288	2-3	134	323	255	255	25	25	
TOTALS	RPI 1-25	RPI 26-50	W-L RECORDS	RPI 51-100	RPI 101-150	RPI 150+				
4- 10	0- 1	0- 0	OVERALL	0- 3	0- 2	4- 4				
2- 2	0- 0	0- 0	HOME	0- 2	0- 0	2- 0				
2- 8	0- 1	0- 0	AWAY	0- 1	0- 2	2- 4				
0- 0	0- 0	0- 0	NEUTRAL	0- 0	0- 0	0- 0				
2- 7	0- 1	0- 0	NON-CONFERENCE	0- 1	0- 2	2- 3				
1- 1	0- 0	0- 0	HOME	0- 1	0- 0	1- 0				
1- 6	0- 1	0- 0	AWAY	0- 0	0- 2	1- 3				
0- 0	0- 0	0- 0	NEUTRAL	0- 0	0- 0	0- 0				
2- 3	0- 0	0- 0	CONFERENCE	0- 2	0- 0	2- 1				
1- 1	0- 0	0- 0	HOME	0- 1	0- 0	1- 0				
1- 2	0- 0	0- 0	AWAY	0- 1	0- 0	1- 1				
0- 0	0- 0	0- 0	NEUTRAL	0- 0	0- 0	0- 0				

RPI 1-25				RPI 26-50				RPI 51-100				RPI 101+ Team's RPI: 228			
RPI	S	Opponent	Score	RPI	S	Opponent	Score	RPI	S	Opponent	Score	RPI	S	Opponent	Score
25	A	Rutgers	37 87					79	H	Buffalo	67 81	102	A	Colgate	72 85
								85	H	Marist	67 94	150	A	Cornell	59 82
								88	A	Rider	75 79	190	A	Iona	63 57
												196	A	Binghamton	55 74
												217	A	Manhattan	65 68
												221	A	Howard	42 91
												273	A	St. Bonaventure	67 71
												277	H	Oakland	77 63
												316	H	Siena	68 61
												343	A	Coppin St.	82 67
LAST 10 Division I															
190	A	Iona	63 57	343	A	Coppin St.	82 67	221	A	Howard	42 91				
85	H	Marist	67 94	102	A	Colgate	72 85	277	H	Oakland	77 63				
316	H	Siena	68 61	150	A	Cornell	59 82								
217	A	Manhattan	65 68												
88	A	Rider	75 79												

Non-Div I Games:

Niagara

■ Loss,
 ■ Non-Conf,
 ■ S Site,
 ■ H Home
 ■ A Away
 N Neutral

Average RPI Win:	304	WON-LOST	WINNING	LAST 10	STRENGTH OF	OPP. STRENGTH	TEAM	ADJ.	CONF.	ADJ CONF.
Average RPI Loss:	154	RECORD	PCT. RANK	GAMES	SCHEDULE	OF SCHEDULE	RPI	RPI	RPI	RPI
DIV. I ONLY	2- 12	327	2-8	158	271	294	294	25	25	
DIV. I NON-CONF.	1- 6	318	1-2	64	91	254	254	23	23	
TOTALS	RPI 1-25	RPI 26-50	W-L RECORDS	RPI 51-100	RPI 101-150	RPI 150+				
2- 12	0- 1	0- 2	OVERALL	0- 1	0- 3	2- 5				
1- 2	0- 0	0- 0	HOME	0- 0	0- 1	1- 1				
1- 9	0- 1	0- 2	AWAY	0- 0	0- 2	1- 4				
0- 1	0- 0	0- 0	NEUTRAL	0- 1	0- 0	0- 0				
1- 6	0- 1	0- 2	NON-CONFERENCE	0- 1	0- 1	1- 1				
1- 0	0- 0	0- 0	HOME	0- 0	0- 0	1- 0				
0- 5	0- 1	0- 2	AWAY	0- 0	0- 1	0- 1				
0- 1	0- 0	0- 0	NEUTRAL	0- 1	0- 0	0- 0				
1- 6	0- 0	0- 0	CONFERENCE	0- 0	0- 2	1- 4				
0- 2	0- 0	0- 0	HOME	0- 0	0- 1	0- 1				
1- 4	0- 0	0- 0	AWAY	0- 0	0- 1	1- 3				
0- 0	0- 0	0- 0	NEUTRAL	0- 0	0- 0	0- 0				

RPI 1-25				RPI 26-50				RPI 51-100				RPI 101+ Team's RPI: 294			
RPI	S	Opponent	Score	RPI	S	Opponent	Score	RPI	S	Opponent	Score	RPI	S	Opponent	Score
11	A	Indiana	47 111	29	A	TCU	47 72	98	N	North Florida	61 64	118	H	Abilene Christian	84 95
				33	A	LSU	32 63					134	A	Sam Houston St.	71 87
												135	A	Rice	47 71
												192	A	A&M-Corpus Christi	49 55
												193	H	Lamar University	78 84
												222	A	Jacksonville	55 72
												261	A	Southeastern La.	67 65
												341	A	Incarnate Word	51 53
												344	A	Northwestern St.	54 58
												346	H	La.-Monroe	74 59
LAST 10 Division I															
344	A	Northwestern St.	54 58	118	H	Abilene Christian	84 95								
261	A	Southeastern La.	67 65	192	A	A&M-Corpus Christi	49 55								
193	H	Lamar University	78 84	346	H	La.-Monroe	74 59								
134	A	Sam Houston St.	71 87	33	A	LSU	32 63								
341	A	Incarnate Word	51 53	98	N	North Florida	61 64								

Non-Div I Games: Southern-N.O. 94 61 Paul Quinn 101 68

Nicholls St.

Loss, Non-Conf, S Site, H Home A Away N Neutral

Average RPI Win:	223	WON-LOST	WINNING	LAST 10	STRENGTH OF	OPP. STRENGTH	TEAM	ADJ.	CONF.	ADJ CONF.
Average RPI Loss:	148	RECORD	PCT. RANK	GAMES	SCHEDULE	OF SCHEDULE	RPI	RPI	RPI	RPI
DIV. I ONLY	8- 7	153	6-4	161	261	160	160	30	30	
DIV. I NON-CONF.	5- 7	205	3-4	152	232	195	195	31	31	
TOTALS	RPI 1-25	RPI 26-50	W-L RECORDS	RPI 51-100	RPI 101-150	RPI 150+				
8- 7	0- 0	0- 1	OVERALL	1- 0	0- 3	7- 3				
3- 3	0- 0	0- 0	HOME	0- 0	0- 1	3- 2				
4- 3	0- 0	0- 0	AWAY	0- 0	0- 2	4- 1				
1- 1	0- 0	0- 1	NEUTRAL	1- 0	0- 0	0- 0				
5- 7	0- 0	0- 1	NON-CONFERENCE	1- 0	0- 3	4- 3				
2- 3	0- 0	0- 0	HOME	0- 0	0- 1	2- 2				
2- 3	0- 0	0- 0	AWAY	0- 0	0- 2	2- 1				
1- 1	0- 0	0- 1	NEUTRAL	1- 0	0- 0	0- 0				
3- 0	0- 0	0- 0	CONFERENCE	0- 0	0- 0	3- 0				
1- 0	0- 0	0- 0	HOME	0- 0	0- 0	1- 0				
2- 0	0- 0	0- 0	AWAY	0- 0	0- 0	2- 0				
0- 0	0- 0	0- 0	NEUTRAL	0- 0	0- 0	0- 0				

RPI 1-25			RPI 26-50			RPI 51-100			RPI 101+			Team's RPI: 160
RPI	S	Opponent	Score	RPI	S	Opponent	Score	RPI	S	Opponent	Score	
				32	N	West Virginia	55 72	98	N	North Florida	57 54	
										103	H	Liberty 48 67
										125	A	Richmond 69 77
										145	A	William & Mary 56 65
										156	H	Robert Morris 62 69
										174	A	Hampton 77 56
										183	H	Bethune-Cookman 61 51
										198	H	La Salle 52 55
										221	A	Howard 83 80
										222	A	Jacksonville 71 64
										269	H	High Point 72 58
										270	H	Longwood 49 46
										274	A	Marshall 69 75
										343	A	Coppin St. 85 48
LAST 10 Division I												
				221	A	Howard	83 80			156	H	Robert Morris 62 69
				343	A	Coppin St.	85 48			32	N	West Virginia 55 72
				183	H	Bethune-Cookman	61 51			174	A	Hampton 77 56
				125	A	Richmond	69 77			270	H	Longwood 49 46
				145	A	William & Mary	56 65			222	A	Jacksonville 71 64

Non-Div I Games: Virginia-Lynchburg 123 48

Norfolk St.

■ Loss,
 ■ Non-Conf,
 ■ S Site,
 ■ H Home
 ■ A Away
 N Neutral

Average RPI Win:	263	WON-LOST	WINNING	LAST 10	STRENGTH OF	OPP. STRENGTH	TEAM	ADJ.	CONF.	ADJ CONF.
Average RPI Loss:	81	RECORD	PCT. RANK	GAMES	SCHEDULE	OF SCHEDULE	RPI	RPI	RPI	RPI
DIV. I ONLY	11- 3	39	9-1	345	179	176	176	16	16	
DIV. I NON-CONF.	7- 3	80	5-1	349	248	238	238	16	16	
TOTALS	RPI 1-25	RPI 26-50	W-L RECORDS	RPI 51-100	RPI 101-150	RPI 150+				
11- 3	0- 1	0- 0	OVERALL	1- 1	1- 0	9- 1				
3- 1	0- 0	0- 0	HOME	1- 0	0- 0	2- 1				
4- 2	0- 1	0- 0	AWAY	0- 1	1- 0	3- 0				
4- 0	0- 0	0- 0	NEUTRAL	0- 0	0- 0	4- 0				
7- 3	0- 1	0- 0	NON-CONFERENCE	0- 1	0- 0	7- 1				
1- 1	0- 0	0- 0	HOME	0- 0	0- 0	1- 1				
2- 2	0- 1	0- 0	AWAY	0- 1	0- 0	2- 0				
4- 0	0- 0	0- 0	NEUTRAL	0- 0	0- 0	4- 0				
4- 0	0- 0	0- 0	CONFERENCE	1- 0	1- 0	2- 0				
2- 0	0- 0	0- 0	HOME	1- 0	0- 0	1- 0				
2- 0	0- 0	0- 0	AWAY	0- 0	1- 0	1- 0				
0- 0	0- 0	0- 0	NEUTRAL	0- 0	0- 0	0- 0				

RPI	S	Opponent	Score	RPI	S	Opponent	Score	RPI	S	Opponent	Score	RPI	S	Opponent	Score	Team's RPI: 176
6	A	Iowa	81 86					86	A	Iowa St.	72 80	103	A	Liberty	76 71	
								98	H	North Florida	54 51	151	H	Samford	63 79	
												222	H	Jacksonville	76 65	
												262	A	Lipscomb	84 72	
												280	N	UC Irvine	88 60	
												284	N	Alabama A&M	80 65	
												306	A	Alabama St.	81 60	
												310	N	SIUE	85 67	
												332	A	Tennessee St.	88 63	
												348	N	South Carolina St.	99 46	
												350	H	Mississippi Val.	86 60	
LAST 10 Division I																
103	A	Liberty	76 71	348	N	South Carolina St.	99 46									
262	A	Lipscomb	84 72	310	N	SIUE	85 67									
222	H	Jacksonville	76 65	306	A	Alabama St.	81 60									
98	H	North Florida	54 51	280	N	UC Irvine	88 60									
86	A	Iowa St.	72 80	284	N	Alabama A&M	80 65									

Non-Div I Games: Virginia-Lynchburg 128 26 Oakwood 120 38

North Ala.

Loss, Non-Conf, S Site, H Home A Away N Neutral

North Carolina

Through Games Of Jan. 17, 2020

Average RPI Win:	178	WON-LOST	WINNING	LAST 10	STRENGTH OF	OPP. STRENGTH	TEAM	ADJ.	CONF.	ADJ CONF.
Average RPI Loss:	44	RECORD	PCT. RANK	GAMES	SCHEDULE	OF SCHEDULE	RPI	RPI	RPI	RPI
DIV. I ONLY	13- 4	45	6-4	189	10	62	62	4	4	
DIV. I NON-CONF.	9- 2	39	2-2	308	45	123	123	3	3	
TOTALS	RPI 1-25	RPI 26-50	W-L RECORDS	RPI 51-100	RPI 101-150	RPI 150+				
13- 4	1- 1	3- 1	OVERALL	0- 2	2- 0	7- 0				
9- 1	1- 0	1- 0	HOME	0- 1	2- 0	5- 0				
1- 3	0- 1	1- 1	AWAY	0- 1	0- 0	0- 0				
3- 0	0- 0	1- 0	NEUTRAL	0- 0	0- 0	2- 0				
9- 2	0- 0	1- 0	NON-CONFERENCE	0- 2	2- 0	6- 0				
6- 1	0- 0	0- 0	HOME	0- 1	2- 0	4- 0				
0- 1	0- 0	0- 0	AWAY	0- 1	0- 0	0- 0				
3- 0	0- 0	1- 0	NEUTRAL	0- 0	0- 0	2- 0				
4- 2	1- 1	2- 1	CONFERENCE	0- 0	0- 0	1- 0				
3- 0	1- 0	1- 0	HOME	0- 0	0- 0	1- 0				
1- 2	0- 1	1- 1	AWAY	0- 0	0- 0	0- 0				
0- 0	0- 0	0- 0	NEUTRAL	0- 0	0- 0	0- 0				

RPI 1-25				RPI 26-50				RPI 51-100				Team's RPI: 62		RPI 101+			
RPI	S	Opponent	Score	RPI	S	Opponent	Score	RPI	S	Opponent	Score			RPI	S	Opponent	Score
17	H	NC State	66 60	28	A	Virginia	65 47	52	H	Yale	63 66			109	H	Elon	76 46
18	A	Florida St.	64 78	35	A	Virginia Tech	70 76	70	A	Alabama	77 83			126	H	Illinois	85 60
				40	H	Miami (FL)	78 58							158	N	Missouri	82 69
				50	N	Temple	71 58							219	N	UNCW	85 45
														265	H	Navy	80 40
														301	H	Pittsburgh	70 62
														322	H	N.C. Central	92 53
														335	H	Western Caro.	92 55
														339	H	Charleston So.	85 54
LAST 10 Division I																	
				40	H	Miami (FL)	78 58					301	H	Pittsburgh	70 62		
				18	A	Florida St.	64 78					52	H	Yale	63 66		
				17	H	NC State	66 60					219	N	UNCW	85 45		
				35	A	Virginia Tech	70 76					70	A	Alabama	77 83		
				28	A	Virginia	65 47					322	H	N.C. Central	92 53		

North Carolina

North Carolina

Non-Div I Games:

North Carolina

Loss, Non-Conf, S Site, H Home A Away N Neutral

North Dakota

Through Games Of Jan. 17, 2020

Average RPI Win:	274	WON-LOST	WINNING	LAST 10	STRENGTH OF	OPP. STRENGTH	TEAM	ADJ.	CONF.	ADJ CONF.
Average RPI Loss:	124	RECORD	PCT. RANK	GAMES	SCHEDULE	OF SCHEDULE	RPI	RPI	RPI	RPI
DIV. I ONLY	10- 6	101	6-4	296	242	154	154	18	18	
DIV. I NON-CONF.	7- 4	100	3-2	262	274	132	132	19	19	
TOTALS	RPI 1-25	RPI 26-50	W-L RECORDS	RPI 51-100	RPI 101-150	RPI 150+				
10- 6	0- 0	0- 1	OVERALL	0- 2	0- 1	10- 2				
4- 1	0- 0	0- 0	HOME	0- 1	0- 0	4- 0				
6- 5	0- 0	0- 1	AWAY	0- 1	0- 1	6- 2				
0- 0	0- 0	0- 0	NEUTRAL	0- 0	0- 0	0- 0				
7- 4	0- 0	0- 1	NON-CONFERENCE	0- 1	0- 1	7- 1				
2- 1	0- 0	0- 0	HOME	0- 1	0- 0	2- 0				
5- 3	0- 0	0- 1	AWAY	0- 0	0- 1	5- 1				
0- 0	0- 0	0- 0	NEUTRAL	0- 0	0- 0	0- 0				
3- 2	0- 0	0- 0	CONFERENCE	0- 1	0- 0	3- 1				
2- 0	0- 0	0- 0	HOME	0- 0	0- 0	2- 0				
1- 2	0- 0	0- 0	AWAY	0- 1	0- 0	1- 1				
0- 0	0- 0	0- 0	NEUTRAL	0- 0	0- 0	0- 0				

RPI S	Opponent	Score	RPI S	Opponent	Score	RPI S	Opponent	Score	RPI S	Opponent	Score	Team's RPI: 154
43	A Arizona	42 74	72	H Illinois St.	58 66	114	A New Orleans	73 79	170	H Rhode Island	67 61	
			84	A South Dakota St.	64 99	186	H Valparaiso	65 63	204	A SMU	51 66	
						227	A Oral Roberts	52 75	246	A Grand Canyon	78 76	
						260	H Omaha	63 57	281	A Milwaukee	66 58	
						287	A Ga. Southern	69 56	295	A Denver	90 82	
						324	H Purdue Fort Wayne	91 85	339	A Charleston So.	73 57	
						348	A South Carolina St.	95 53				
LAST 10 Division I												
84	A South Dakota St.	64 99	114	A New Orleans	73 79							
227	A Oral Roberts	52 75	281	A Milwaukee	66 58							
260	H Omaha	63 57	204	A SMU	51 66							
324	H Purdue Fort Wayne	91 85	339	A Charleston So.	73 57							
295	A Denver	90 82	348	A South Carolina St.	95 53							

Non-Div I Games: Northland 118 35 Mayville St. 83 52

North Dakota

Loss, Non-Conf, S Site, H Home A Away N Neutral

Average RPI Win:	291	WON-LOST	WINNING	LAST 10	STRENGTH OF	OPP. STRENGTH	TEAM	ADJ.	CONF.	ADJ CONF.
Average RPI Loss:	150	RECORD	PCT. RANK	GAMES	SCHEDULE	OF SCHEDULE	RPI	RPI	RPI	RPI
DIV. I ONLY	1- 13	342	1-9	157	167	305	305	18	18	
DIV. I NON-CONF.	1- 9	326	1-5	147	130	297	297	19	19	
TOTALS	RPI 1-25	RPI 26-50	W-L RECORDS	RPI 51-100	RPI 101-150	RPI 150+				
1- 13	0- 1	0- 2	OVERALL	0- 2	0- 1	1- 7				
0- 7	0- 0	0- 1	HOME	0- 1	0- 1	0- 4				
1- 6	0- 1	0- 1	AWAY	0- 1	0- 0	1- 3				
0- 0	0- 0	0- 0	NEUTRAL	0- 0	0- 0	0- 0				
1- 9	0- 1	0- 1	NON-CONFERENCE	0- 2	0- 1	1- 4				
0- 5	0- 0	0- 0	HOME	0- 1	0- 1	0- 3				
1- 4	0- 1	0- 1	AWAY	0- 1	0- 0	1- 1				
0- 0	0- 0	0- 0	NEUTRAL	0- 0	0- 0	0- 0				
0- 4	0- 0	0- 1	CONFERENCE	0- 0	0- 0	0- 3				
0- 2	0- 0	0- 1	HOME	0- 0	0- 0	0- 1				
0- 2	0- 0	0- 0	AWAY	0- 0	0- 0	0- 2				
0- 0	0- 0	0- 0	NEUTRAL	0- 0	0- 0	0- 0				

RPI 1-25				RPI 26-50				RPI 51-100				RPI 101+ Team's RPI: 305			
RPI	S	Opponent	Score	RPI	S	Opponent	Score	RPI	S	Opponent	Score	RPI	S	Opponent	Score
22	A	Creighton	59 70	46	A	UNI	63 95	82	A	Bradley	64 70	132	H	Wisconsin	63 64
				49	H	South Dakota	36 80	86	H	Iowa St.	58 86	162	A	Northeastern	61 72
												186	H	Valparaiso	54 66
												212	H	Northern Ill.	68 74
												224	H	Wyoming	57 66
												225	H	Western Ill.	78 79
												227	A	Oral Roberts	62 70
												291	A	New Hampshire	67 61
												295	A	Denver	82 91
LAST 10 Division I															
49	H	South Dakota	36 80	82	A	Bradley	64 70								
227	A	Oral Roberts	62 70	291	A	New Hampshire	67 61								
225	H	Western Ill.	78 79	162	A	Northeastern	61 72								
295	A	Denver	82 91	224	H	Wyoming	57 66								
132	H	Wisconsin	63 64	86	H	Iowa St.	58 86								

Non-Div I Games: Waldorf 92 26 Mayville St. 97 59

North Dakota St.

North Florida

Through Games Of Jan. 17, 2020

Average RPI Win:	241	WON-LOST	WINNING	LAST 10	STRENGTH OF	OPP. STRENGTH	TEAM	ADJ.	CONF.	ADJ CONF.
Average RPI Loss:	83	RECORD	PCT. RANK	GAMES	SCHEDULE	OF SCHEDULE	RPI	RPI	RPI	RPI
DIV. I ONLY	7- 8	192	5-5	50	202	98	98	16	16	
DIV. I NON-CONF.	5- 6	187	3-3	57	113	87	87	16	16	
TOTALS	RPI 1-25	RPI 26-50	W-L RECORDS	RPI 51-100	RPI 101-150	RPI 150+				
7- 8	0- 2	0- 2	OVERALL	1- 1	1- 1	5- 2				
2- 1	0- 0	0- 1	HOME	0- 0	1- 0	1- 0				
3- 5	0- 2	0- 1	AWAY	0- 0	0- 1	3- 1				
2- 2	0- 0	0- 0	NEUTRAL	1- 1	0- 0	1- 1				
5- 6	0- 2	0- 1	NON-CONFERENCE	1- 1	1- 1	3- 1				
1- 0	0- 0	0- 0	HOME	0- 0	1- 0	0- 0				
2- 4	0- 2	0- 1	AWAY	0- 0	0- 1	2- 0				
2- 2	0- 0	0- 0	NEUTRAL	1- 1	0- 0	1- 1				
2- 2	0- 0	0- 1	CONFERENCE	0- 0	0- 0	2- 1				
1- 1	0- 0	0- 1	HOME	0- 0	0- 0	1- 0				
1- 1	0- 0	0- 0	AWAY	0- 0	0- 0	1- 1				
0- 0	0- 0	0- 0	NEUTRAL	0- 0	0- 0	0- 0				

RPI S	Opponent	Score	RPI S	Opponent	Score	RPI S	Opponent	Score	RPI S	Opponent	Score
11 A	Indiana	45 72	38 H	FGCU	50 72	85 N	Marist	54 69	132 A	Wisconsin	62 75
18 A	Florida St.	41 70	40 A	Miami (FL)	55 78	88 N	Rider	80 70	141 H	Holy Cross	80 60
									160 N	Norfolk St.	54 57
									176 A	North Ala.	51 54
									244 A	Kennesaw St.	64 55
									284 A	Alabama A&M	73 64
									294 N	Nicholls St.	64 61
									314 A	FIU	64 49
									321 H	NJIT	71 48
LAST 10 Division I											
38 H	FGCU	50 72	18 A	Florida St.	41 70						
321 H	NJIT	71 48	11 A	Indiana	45 72						
244 A	Kennesaw St.	64 55	294 N	Nicholls St.	64 61						
176 A	North Ala.	51 54	160 N	Norfolk St.	54 57						
141 H	Holy Cross	80 60	88 N	Rider	80 70						

Non-Div I Games: Warner 110 46 Edward Waters 80 51

North Florida

Loss, Non-Conf, S Site, H Home A Away N Neutral

NORTH TEXAS				THROUGH GAMES OF JAN. 17, 1910						
Average RPI Win:	210	WON-LOST	WINNING	LAST 10	STRENGTH OF	OPP. STRENGTH	TEAM	ADJ.	CONF.	ADJ CONF.
Average RPI Loss:	167	RECORD	PCT. RANK	GAMES	SCHEDULE	OF SCHEDULE	RPI	RPI	RPI	RPI
DIV. I ONLY	5- 9	244	3-7	199	229	266	266	13	13	
DIV. I NON-CONF.	4- 5	195	2-3	180	226	213	213	14	14	
TOTALS	RPI 1-25	RPI 26-50	W-L RECORDS	RPI 51-100	RPI 101-150	RPI 150+				
5- 9	0- 1	1- 0	OVERALL	0- 2	1- 1	3- 5				
4- 3	0- 0	1- 0	HOME	0- 0	1- 1	2- 2				
1- 4	0- 0	0- 0	AWAY	0- 1	0- 0	1- 3				
0- 2	0- 1	0- 0	NEUTRAL	0- 1	0- 0	0- 0				
4- 5	0- 1	0- 0	NON-CONFERENCE	0- 2	1- 1	3- 1				
3- 1	0- 0	0- 0	HOME	0- 0	1- 1	2- 0				
1- 2	0- 0	0- 0	AWAY	0- 1	0- 0	1- 1				
0- 2	0- 1	0- 0	NEUTRAL	0- 1	0- 0	0- 0				
1- 4	0- 0	1- 0	CONFERENCE	0- 0	0- 0	0- 4				
1- 2	0- 0	1- 0	HOME	0- 0	0- 0	0- 2				
0- 2	0- 0	0- 0	AWAY	0- 0	0- 0	0- 2				
0- 0	0- 0	0- 0	NEUTRAL	0- 0	0- 0	0- 0				

RPI 1-25					
RPI	S	Opponent	Score		
17	N	NC State	65	76	
RPI 26-50					
RPI	S	Opponent	Score		
44	H	Western Ky.	61	54	
RPI 51-100					
RPI	S	Opponent	Score		
60	N	Texas	57	63	
76	A	CSU Bakersfield	52	61	
RPI 101+					
RPI	S	Opponent	Score		
107	H	UT Arlington	49	68	
133	H	Louisiana	69	66	
173	H	Southern Miss.	57	65	
191	A	Fla. Atlantic	78	84	
197	A	Hawaii	66	60	
274	H	Marshall	59	68	
289	A	Utah St.	55	66	
314	A	FIU	56	58	
328	H	Alcorn	67	31	
346	H	La.-Monroe	63	51	
Team's RPI: 266					
LAST 10 Division I					
173	H	Southern Miss.	57	65	
191	A	Fla. Atlantic	78	84	
314	A	FIU	56	58	
274	H	Marshall	59	68	
44	H	Western Ky.	61	54	
346	H	La.-Monroe	63	51	
289	A	Utah St.	55	66	
133	H	Louisiana	69	66	
17	N	NC State	65	76	
60	N	Texas	57	63	

Non-Div I Games:	Mid-Amer. Christian	59	61	Xavier (LA)	68	31	Tex. A&M-Texarkana	114	54
------------------	---------------------	----	----	-------------	----	----	--------------------	-----	----

North Texas

Loss, Non-Conf, S Site, H Home A Away N Neutral

Northeastern

Through Games Of Jan. 17, 2020

Average RPI Win:	244	WON-LOST	WINNING	LAST 10	STRENGTH OF	OPP. STRENGTH	TEAM	ADJ.	CONF.	ADJ CONF.
Average RPI Loss:	81	RECORD	PCT. RANK	GAMES	SCHEDULE	OF SCHEDULE	RPI	RPI	RPI	RPI
DIV. I ONLY	7- 8	192	7-3	148	125	162	162	14	14	
DIV. I NON-CONF.	4- 7	225	4-2	94	123	172	172	13	13	
TOTALS	RPI 1-25	RPI 26-50	W-L RECORDS	RPI 51-100	RPI 101-150	RPI 150+				
7- 8	0- 1	0- 2	OVERALL	0- 3	2- 1	5- 1				
4- 3	0- 0	0- 1	HOME	0- 2	1- 0	3- 0				
3- 5	0- 1	0- 1	AWAY	0- 1	1- 1	2- 1				
0- 0	0- 0	0- 0	NEUTRAL	0- 0	0- 0	0- 0				
4- 7	0- 1	0- 2	NON-CONFERENCE	0- 2	1- 1	3- 1				
2- 3	0- 0	0- 1	HOME	0- 2	0- 0	2- 0				
2- 4	0- 1	0- 1	AWAY	0- 0	1- 1	1- 1				
0- 0	0- 0	0- 0	NEUTRAL	0- 0	0- 0	0- 0				
3- 1	0- 0	0- 0	CONFERENCE	0- 1	1- 0	2- 0				
2- 0	0- 0	0- 0	HOME	0- 0	1- 0	1- 0				
1- 1	0- 0	0- 0	AWAY	0- 1	0- 0	1- 0				
0- 0	0- 0	0- 0	NEUTRAL	0- 0	0- 0	0- 0				

RPI 1-25				RPI 26-50				RPI 51-100				RPI 101+ Team's RPI: 162			
RPI	S	Opponent	Score	RPI	S	Opponent	Score	RPI	S	Opponent	Score	RPI	S	Opponent	Score
10	A	Oregon	47 89	27	A	Central Mich.	63 79	52	H	Yale	63 78	109	H	Elon	68 65
				49	H	South Dakota	76 80	83	A	Drexel	41 50	129	A	Fordham	58 74
								100	H	Dayton	60 71	143	A	Harvard	46 44
												195	A	Boston U.	56 72
												248	A	Delaware	72 62
												250	A	Maine	66 58
												305	H	North Dakota St.	72 61
												315	H	Hofstra	74 51
												336	H	Hartford	60 47
LAST 10 Division I															
109	H	Elon	68 65	250	A	Maine	66 58								
248	A	Delaware	72 62	336	H	Hartford	60 47								
83	A	Drexel	41 50	143	A	Harvard	46 44								
315	H	Hofstra	74 51	305	H	North Dakota St.	72 61								
195	A	Boston U.	56 72	27	A	Central Mich.	63 79								

Non-Div I Games:

Northeastern

■ Loss,
 ■ Non-Conf, S Site,
 ■ Home
 ■ Away
 N Neutral

Average RPI Win: 269		WON-LOST	WINNING	LAST 10	STRENGTH OF		OPP. STRENGTH	TEAM	ADJ.	CONF.	ADJ CONF.
Average RPI Loss: 152		RECORD	PCT. RANK	GAMES	SCHEDULE		OF SCHEDULE	RPI	RPI	RPI	RPI
DIV. I ONLY		7- 8	192	6-4	229		291	214	214	21	21
DIV. I NON-CONF.		3- 6	235	2-2	146		300	215	215	17	17
TOTALS		RPI 1-25	RPI 26-50		W-L RECORDS		RPI 51-100	RPI 101-150		RPI 150+	
7- 8	0- 1	0- 0		OVERALL		0- 1	0- 2		7- 4		
3- 3	0- 0	0- 0		HOME		0- 0	0- 1		3- 2		
3- 4	0- 0	0- 0		AWAY		0- 1	0- 1		3- 2		
1- 1	0- 1	0- 0		NEUTRAL		0- 0	0- 0		1- 0		
3- 6	0- 1	0- 0		NON-CONFERENCE		0- 1	0- 1		3- 3		
1- 1	0- 0	0- 0		HOME		0- 0	0- 0		1- 1		
1- 4	0- 0	0- 0		AWAY		0- 1	0- 1		1- 2		
1- 1	0- 1	0- 0		NEUTRAL		0- 0	0- 0		1- 0		
4- 2	0- 0	0- 0		CONFERENCE		0- 0	0- 1		4- 1		
2- 2	0- 0	0- 0		HOME		0- 0	0- 1		2- 1		
2- 0	0- 0	0- 0		AWAY		0- 0	0- 0		2- 0		
0- 0	0- 0	0- 0		NEUTRAL		0- 0	0- 0		0- 0		

RPI 1-25				RPI 26-50				RPI 51-100				RPI 101+				Team's RPI: 214	
RPI	S	Opponent	Score	RPI	S	Opponent	Score	RPI	S	Opponent	Score	RPI	S	Opponent	Score		
5	N	Oregon St.	57 91					95	A	Fresno St.	66 83	113	H	Montana St.	64 72		
												135	A	Rice	57 71		
												157	N	San Jose St.	67 64		
												161	H	Southern Utah	84 76		
												168	H	Montana	71 79		
												172	A	New Mexico	76 83		
												231	H	UC Davis	61 71		
												278	A	Idaho St.	70 59		
												298	A	California Baptist	79 98		
												300	A	Houston Baptist	79 62		
												304	A	Weber St.	88 82		
												340	H	Seattle U	88 80		
												345	H	Sacramento St.	114 107		
LAST 10 Division I																	
				161	H	Southern Utah	84 76			168	H	Montana	71 79				
				278	A	Idaho St.	70 59			157	N	San Jose St.	67 64				
				345	H	Sacramento St.	114 107			5	N	Oregon St.	57 91				
				304	A	Weber St.	88 82			231	H	UC Davis	61 71				
				113	H	Montana St.	64 72			300	A	Houston Baptist	79 62				

Non-Div I Games:

Northern Ariz.

■ Loss, ■ Non-Conf, S Site, H Home A Away N Neutral

Average RPI Win:	235	WON-LOST	WINNING	LAST 10	STRENGTH OF	OPP. STRENGTH	TEAM	ADJ.	CONF.	ADJ CONF.
Average RPI Loss:	173	RECORD	PCT. RANK	GAMES	SCHEDULE	OF SCHEDULE	RPI	RPI	RPI	RPI
DIV. I ONLY	7- 7	174	6-4	277	159	199	199	21	21	
DIV. I NON-CONF.	4- 5	195	3-2	237	105	182	182	17	17	
TOTALS	RPI 1-25	RPI 26-50	W-L RECORDS	RPI 51-100	RPI 101-150	RPI 150+				
7- 7	0- 2	0- 0	OVERALL	0- 0	0- 1	7- 4				
2- 3	0- 0	0- 0	HOME	0- 0	0- 0	2- 3				
5- 4	0- 2	0- 0	AWAY	0- 0	0- 1	5- 1				
0- 0	0- 0	0- 0	NEUTRAL	0- 0	0- 0	0- 0				
4- 5	0- 2	0- 0	NON-CONFERENCE	0- 0	0- 0	4- 3				
1- 2	0- 0	0- 0	HOME	0- 0	0- 0	1- 2				
3- 3	0- 2	0- 0	AWAY	0- 0	0- 0	3- 1				
0- 0	0- 0	0- 0	NEUTRAL	0- 0	0- 0	0- 0				
3- 2	0- 0	0- 0	CONFERENCE	0- 0	0- 1	3- 1				
1- 1	0- 0	0- 0	HOME	0- 0	0- 0	1- 1				
2- 1	0- 0	0- 0	AWAY	0- 0	0- 1	2- 0				
0- 0	0- 0	0- 0	NEUTRAL	0- 0	0- 0	0- 0				

RPI 1-25				RPI 26-50				RPI 51-100				RPI 101+ Team's RPI: 199			
RPI	S	Opponent	Score	RPI	S	Opponent	Score	RPI	S	Opponent	Score	RPI	S	Opponent	Score
8	A	Stanford	36 90									113	A	Montana St.	58 91
9	A	UCLA	58 92									168	A	Montana	67 58
												188	H	Portland St.	77 58
												204	A	SMU	61 52
												215	A	Chattanooga	59 42
												224	A	Wyoming	46 44
												232	H	San Francisco	83 90
												253	H	Colorado St.	58 75
												295	A	Denver	55 74
												303	H	Air Force	72 62
												304	H	Weber St.	60 65
												345	A	Sacramento St.	73 63
LAST 10 Division I															
345	A	Sacramento St.	73 63	224	A	Wyoming	46 44								
304	H	Weber St.	60 65	295	A	Denver	55 74								
168	A	Montana	67 58	215	A	Chattanooga	59 42								
113	A	Montana St.	58 91	9	A	UCLA	58 92								
188	H	Portland St.	77 58	303	H	Air Force	72 62								

Non-Div I Games:

Northern Colo.

■ Loss,
 ■ Non-Conf, S Site,
 ■ Home
 ■ Away
 N Neutral

Average RPI Win: 240	WON-LOST	WINNING	LAST 10	STRENGTH OF	OPP. STRENGTH	TEAM	ADJ.	CONF.	ADJ CONF.
Average RPI Loss: 111	RECORD	PCT. RANK	GAMES	SCHEDULE	OF SCHEDULE	RPI	RPI	RPI	RPI
DIV. I ONLY	4- 11	286	2-8	83	215	212	212	10	10
DIV. I NON-CONF.	4- 7	225	2-4	66	250	164	164	10	10
TOTALS	RPI 1-25	RPI 26-50	W-L RECORDS	RPI 51-100	RPI 101-150	RPI 150+			
4- 11	0- 1	0- 2	OVERALL	0- 3	0- 2	4- 3			
1- 5	0- 0	0- 1	HOME	0- 1	0- 2	1- 1			
2- 5	0- 1	0- 0	AWAY	0- 2	0- 0	2- 2			
1- 1	0- 0	0- 1	NEUTRAL	0- 0	0- 0	1- 0			
4- 7	0- 1	0- 2	NON-CONFERENCE	0- 2	0- 1	4- 1			
1- 3	0- 0	0- 1	HOME	0- 1	0- 1	1- 0			
2- 3	0- 1	0- 0	AWAY	0- 1	0- 0	2- 1			
1- 1	0- 0	0- 1	NEUTRAL	0- 0	0- 0	1- 0			
0- 4	0- 0	0- 0	CONFERENCE	0- 1	0- 1	0- 2			
0- 2	0- 0	0- 0	HOME	0- 0	0- 1	0- 1			
0- 2	0- 0	0- 0	AWAY	0- 1	0- 0	0- 1			
0- 0	0- 0	0- 0	NEUTRAL	0- 0	0- 0	0- 0			

RPI 1-25				RPI 26-50				RPI 51-100				RPI 101+				Team's RPI: 212	
RPI	S	Opponent	Score	RPI	S	Opponent	Score	RPI	S	Opponent	Score	RPI	S	Opponent	Score		
24	A	Purdue	63 68	31	H	Drake	49 73	66	H	Southern Ill.	61 80	117	H	Kent St.	71 79		
				49	N	South Dakota	48 91	72	A	Illinois St.	66 69	143	H	Harvard	53 59		
								92	A	Ohio	67 87	155	N	Tennessee Tech	82 74		
												166	H	Toledo	51 63		
												180	A	Miami (OH)	64 66		
												247	H	Eastern Ill.	61 48		
												253	A	Colorado St.	80 75		
												281	A	Milwaukee	65 78		
												305	A	North Dakota St.	74 68		
LAST 10 Division I																	
				117	H	Kent St.	71 79	66	H	Southern Ill.	61 80						
				166	H	Toledo	51 63	247	H	Eastern Ill.	61 48						
				180	A	Miami (OH)	64 66	281	A	Milwaukee	65 78						
				92	A	Ohio	67 87	49	N	South Dakota	48 91						
				31	H	Drake	49 73	155	N	Tennessee Tech	82 74						

Non-Div I Games:

Northern Ill.

Average RPI Win:	278	WON-LOST	WINNING	LAST 10	STRENGTH OF	OPP. STRENGTH	TEAM	ADJ.	CONF.	ADJ CONF.
Average RPI Loss:	141	RECORD	PCT. RANK	GAMES	SCHEDULE	OF SCHEDULE	RPI	RPI	RPI	RPI
DIV. I ONLY	9- 9	174	5-5	303	203	230	230	19	19	
DIV. I NON-CONF.	6- 5	151	2-1	324	162	237	237	18	18	
TOTALS	RPI 1-25	RPI 26-50	W-L RECORDS	RPI 51-100	RPI 101-150	RPI 150+				
9- 9	0- 1	0- 0	OVERALL	0- 3	0- 1	9- 4				
4- 4	0- 1	0- 0	HOME	0- 1	0- 1	4- 1				
4- 5	0- 0	0- 0	AWAY	0- 2	0- 0	4- 3				
1- 0	0- 0	0- 0	NEUTRAL	0- 0	0- 0	1- 0				
6- 5	0- 1	0- 0	NON-CONFERENCE	0- 2	0- 0	6- 2				
3- 2	0- 1	0- 0	HOME	0- 1	0- 0	3- 0				
2- 3	0- 0	0- 0	AWAY	0- 1	0- 0	2- 2				
1- 0	0- 0	0- 0	NEUTRAL	0- 0	0- 0	1- 0				
3- 4	0- 0	0- 0	CONFERENCE	0- 1	0- 1	3- 2				
1- 2	0- 0	0- 0	HOME	0- 0	0- 1	1- 1				
2- 2	0- 0	0- 0	AWAY	0- 1	0- 0	2- 1				
0- 0	0- 0	0- 0	NEUTRAL	0- 0	0- 0	0- 0				

RPI 1-25				RPI 26-50				RPI 51-100				RPI 101+ Team's RPI: 230			
RPI	S	Opponent	Score	RPI	S	Opponent	Score	RPI	S	Opponent	Score	RPI	S	Opponent	Score
1	H	Louisville	57 85					57	A	IUPUI	61 89	139	H	Wright St.	55 63
								89	A	Belmont	45 62	171	H	Youngstown St.	75 56
								99	H	Saint Louis	42 67	178	A	Green Bay	44 65
												187	H	Cleveland St.	68 73
												239	H	Central Ark.	72 56
												258	A	Eastern Ky.	62 69
												260	H	Omaha	57 40
												262	A	Lipscomb	69 71
												275	A	Indiana St.	70 68
												281	A	Milwaukee	61 49
												308	H	Wofford	80 72
												312	N	Jacksonville St.	66 63
												314	A	FIU	67 45
												338	A	UIC	88 46
LAST 10 Division I															
139	H	Wright St.	55 63	281	A	Milwaukee	61 49								
338	A	UIC	88 46	178	A	Green Bay	44 65								
57	A	IUPUI	61 89	308	H	Wofford	80 72								
187	H	Cleveland St.	68 73	275	A	Indiana St.	70 68								
171	H	Youngstown St.	75 56	1	H	Louisville	57 85								

Non-Div I Games:

Northern Ky.

■ Loss,
 ■ Non-Conf, S Site,
 ■ Home
 ■ Away
 N Neutral

Northwestern

Through Games Of Jan. 17, 2020

Average RPI Win:	115	WON-LOST	WINNING	LAST 10	STRENGTH OF	OPP. STRENGTH	TEAM	ADJ.	CONF.	ADJ CONF.
Average RPI Loss:	9	RECORD	PCT. RANK	GAMES	SCHEDULE	OF SCHEDULE	RPI	RPI	RPI	RPI
DIV. I ONLY	15- 2	13	9-1	26	5	14	14	2	2	
DIV. I NON-CONF.	10- 1	19	4-0	106	26	26	26	2	2	
TOTALS	RPI 1-25	RPI 26-50	W-L RECORDS	RPI 51-100	RPI 101-150	RPI 150+				
15- 2	3- 2	2- 0	OVERALL	1- 0	4- 0	5- 0				
8- 2	2- 2	0- 0	HOME	0- 0	3- 0	3- 0				
5- 0	1- 0	2- 0	AWAY	1- 0	1- 0	0- 0				
2- 0	0- 0	0- 0	NEUTRAL	0- 0	0- 0	2- 0				
10- 1	0- 1	2- 0	NON-CONFERENCE	0- 0	3- 0	5- 0				
6- 1	0- 1	0- 0	HOME	0- 0	3- 0	3- 0				
2- 0	0- 0	2- 0	AWAY	0- 0	0- 0	0- 0				
2- 0	0- 0	0- 0	NEUTRAL	0- 0	0- 0	2- 0				
5- 1	3- 1	0- 0	CONFERENCE	1- 0	1- 0	0- 0				
2- 1	2- 1	0- 0	HOME	0- 0	0- 0	0- 0				
3- 0	1- 0	0- 0	AWAY	1- 0	1- 0	0- 0				
0- 0	0- 0	0- 0	NEUTRAL	0- 0	0- 0	0- 0				

RPI	S	Opponent	Score	RPI	S	Opponent	Score	RPI	S	Opponent	Score	RPI	S	Opponent	Score
6	H	Iowa	51 77	34	A	Marquette	64 56	63	A	Minnesota	56 54	102	H	Colgate	73 44
11	A	Indiana	71 69	42	A	Duke	63 42					104	H	Boston College	66 63
12	H	DePaul	68 70									107	H	UT Arlington	74 47
21	H	Maryland	81 58									126	A	Illinois	77 50
24	H	Purdue	61 56									153	H	Dartmouth	79 37
												186	H	Valparaiso	69 48
												216	N	Xavier	79 59
												249	N	East Carolina	64 45
												285	H	Loyola Maryland	67 46
LAST 10 Division I															
11	A	Indiana	71 69	126	A	Illinois	77 50								
24	H	Purdue	61 56	216	N	Xavier	79 59								
63	A	Minnesota	56 54	249	N	East Carolina	64 45								
6	H	Iowa	51 77	107	H	UT Arlington	74 47								
21	H	Maryland	81 58	153	H	Dartmouth	79 37								

Non-Div I Games:

Northwestern

■ Loss,
 ■ Non-Conf, S Site,
 ■ Home
 ■ Away
 N Neutral

Average RPI Win:	307	WON-LOST	WINNING	LAST 10	STRENGTH OF	OPP. STRENGTH	TEAM	ADJ.	CONF.	ADJ CONF.
Average RPI Loss:	200	RECORD	PCT. RANK	GAMES	SCHEDULE	OF SCHEDULE	RPI	RPI	RPI	RPI
DIV. I ONLY	3- 10	299	3-7	330	324	344	344	25	25	
DIV. I NON-CONF.	1- 5	313	1-2	236	292	323	323	23	23	
TOTALS	RPI 1-25	RPI 26-50	W-L RECORDS	RPI 51-100	RPI 101-150	RPI 150+				
3- 10	0- 0	0- 1	OVERALL	0- 1	0- 1	3- 7				
3- 4	0- 0	0- 0	HOME	0- 0	0- 1	3- 3				
0- 6	0- 0	0- 1	AWAY	0- 1	0- 0	0- 4				
0- 0	0- 0	0- 0	NEUTRAL	0- 0	0- 0	0- 0				
1- 5	0- 0	0- 1	NON-CONFERENCE	0- 1	0- 0	1- 3				
1- 1	0- 0	0- 0	HOME	0- 0	0- 0	1- 1				
0- 4	0- 0	0- 1	AWAY	0- 1	0- 0	0- 2				
0- 0	0- 0	0- 0	NEUTRAL	0- 0	0- 0	0- 0				
2- 5	0- 0	0- 0	CONFERENCE	0- 0	0- 1	2- 4				
2- 3	0- 0	0- 0	HOME	0- 0	0- 1	2- 2				
0- 2	0- 0	0- 0	AWAY	0- 0	0- 0	0- 2				
0- 0	0- 0	0- 0	NEUTRAL	0- 0	0- 0	0- 0				

RPI S	Opponent	Score	RPI S	Opponent	Score	RPI S	Opponent	Score	RPI S	Opponent	Score	Team's RPI: 344
47	A Arkansas	39 99	60	A Texas	49 91	134	H Sam Houston St.	69 79	184	H Jackson St.	49 66	
						189	A Texas Tech	49 79	192	H A&M-Corpus Christi	59 72	
						193	A Lamar University	58 61	294	H Nicholls St.	58 54	
						300	H Houston Baptist	69 60	318	A McNeese	51 61	
						327	H Grambling	65 61	341	H Incarnate Word	67 69	
						346	A La.-Monroe	54 63				
LAST 10 Division I												
294	H Nicholls St.	58 54	60	A Texas	49 91	193	A Lamar University	58 61	134	H Sam Houston St.	69 79	
318	A McNeese	51 61	47	A Arkansas	39 99	327	H Grambling	65 61				
341	H Incarnate Word	67 69										
300	H Houston Baptist	69 60										
192	H A&M-Corpus Christi	59 72										

Non-Div I Games: LeTourneau 91 61 LSU-Shreveport 63 68 Central Baptist 61 59

Northwestern St.

Average RPI Win: 169	WON-LOST	WINNING	LAST 10	STRENGTH OF	OPP. STRENGTH	TEAM	ADJ.	CONF.	ADJ CONF.
Average RPI Loss: 67	RECORD	PCT. RANK	GAMES	SCHEDULE	OF SCHEDULE	RPI	RPI	RPI	RPI
DIV. I ONLY	6- 12	253	2-8	21	30	127	127	4	4
DIV. I NON-CONF.	5- 7	205	1-3	3	43	70	70	3	3
TOTALS	RPI 1-25	RPI 26-50	W-L RECORDS	RPI 51-100	RPI 101-150	RPI 150+			
6- 12	0- 3	0- 2	OVERALL	2- 5	1- 1	3- 1			
2- 7	0- 2	0- 0	HOME	0- 3	0- 1	2- 1			
3- 3	0- 1	0- 1	AWAY	1- 1	1- 0	1- 0			
1- 2	0- 0	0- 1	NEUTRAL	1- 1	0- 0	0- 0			
5- 7	0- 2	0- 1	NON-CONFERENCE	2- 4	1- 0	2- 0			
2- 4	0- 1	0- 0	HOME	0- 3	0- 0	2- 0			
2- 1	0- 1	0- 0	AWAY	1- 0	1- 0	0- 0			
1- 2	0- 0	0- 1	NEUTRAL	1- 1	0- 0	0- 0			
1- 5	0- 1	0- 1	CONFERENCE	0- 1	0- 1	1- 1			
0- 3	0- 1	0- 0	HOME	0- 0	0- 1	0- 1			
1- 2	0- 0	0- 1	AWAY	0- 1	0- 0	1- 0			
0- 0	0- 0	0- 0	NEUTRAL	0- 0	0- 0	0- 0			

RPI 1-25				RPI 26-50				RPI 51-100				RPI 101+ Team's RPI: 127			
RPI	S	Opponent	Score	RPI	S	Opponent	Score	RPI	S	Opponent	Score	RPI	S	Opponent	Score
3	A	UConn	57 81	38	N	FGCU	60 69	55	A	Michigan	76 72	104	H	Boston College	65 75
12	H	DePaul	94 105	42	A	Duke	47 50	63	H	Minnesota	67 75	129	A	Fordham	60 55
17	H	NC State	56 90					69	H	Tennessee	63 74	166	H	Toledo	54 51
								80	N	South Fla.	67 51	182	H	Clemson	55 71
								84	N	South Dakota St.	59 65	285	H	Loyola Maryland	84 60
								91	A	Syracuse	63 74	301	A	Pittsburgh	60 52
								96	H	Michigan St.	69 72				
LAST 10 Division I															
42	A	Duke	47 50	182	H	Clemson	55 71								
17	H	NC State	56 90	12	H	DePaul	94 105								
104	H	Boston College	65 75	3	A	UConn	57 81								
91	A	Syracuse	63 74	63	H	Minnesota	67 75								
301	A	Pittsburgh	60 52	80	N	South Fla.	67 51								

Notre Dame

Notre Dame

Non-Div I Games:

Notre Dame

Average RPI Win: 290	WON-LOST	WINNING	LAST 10	STRENGTH OF	OPP. STRENGTH	TEAM	ADJ.	CONF.	ADJ CONF.
Average RPI Loss: 147	RECORD	PCT. RANK	GAMES	SCHEDULE	OF SCHEDULE	RPI	RPI	RPI	RPI
DIV. I ONLY	6- 9	223	4-6	317	193	277	277	19	19
DIV. I NON-CONF.	3- 6	235	1-3	293	213	267	267	18	18

TOTALS	RPI 1-25	RPI 26-50	W-L RECORDS	RPI 51-100	RPI 101-150	RPI 150+			
6- 9	0- 0	0- 1	OVERALL	0- 4	0- 0	6- 4			
2- 3	0- 0	0- 1	HOME	0- 1	0- 0	2- 1			
3- 6	0- 0	0- 0	AWAY	0- 3	0- 0	3- 3			
1- 0	0- 0	0- 0	NEUTRAL	0- 0	0- 0	1- 0			
3- 6	0- 0	0- 1	NON-CONFERENCE	0- 3	0- 0	3- 2			
0- 2	0- 0	0- 1	HOME	0- 1	0- 0	0- 0			
2- 4	0- 0	0- 0	AWAY	0- 2	0- 0	2- 2			
1- 0	0- 0	0- 0	NEUTRAL	0- 0	0- 0	1- 0			
3- 3	0- 0	0- 0	CONFERENCE	0- 1	0- 0	3- 2			
2- 1	0- 0	0- 0	HOME	0- 0	0- 0	2- 1			
1- 2	0- 0	0- 0	AWAY	0- 1	0- 0	1- 1			
0- 0	0- 0	0- 0	NEUTRAL	0- 0	0- 0	0- 0			

RPI 1-25				RPI 26-50				RPI 51-100				RPI 101+				Team's RPI: 277	
RPI	S	Opponent	Score	RPI	S	Opponent	Score	RPI	S	Opponent	Score	RPI	S	Opponent	Score		
				27	H	Central Mich.	47 65	55	A	Michigan	64 79	171	H	Youngstown St.	74 79		
								57	A	IUPUI	41 76	178	H	Green Bay	93 88		
								82	H	Bradley	58 74	228	A	Niagara	63 77		
								96	A	Michigan St.	56 76	273	A	St. Bonaventure	66 80		
												281	H	Milwaukee	78 62		
												307	A	Detroit Mercy	71 57		
												312	N	Jacksonville St.	61 55		
												314	A	FIU	58 49		
												338	A	UIC	64 70		
												349	A	Chicago St.	98 70		
LAST 10 Division I																	
				171	H	Youngstown St.	74 79	307	A	Detroit Mercy	71 57						
				281	H	Milwaukee	78 62	27	H	Central Mich.	47 65						
				178	H	Green Bay	93 88	273	A	St. Bonaventure	66 80						
				338	A	UIC	64 70	55	A	Michigan	64 79						
				57	A	IUPUI	41 76	312	N	Jacksonville St.	61 55						

Non-Div I Games: Lourdes 72 53 Concordia (MI) 76 42

Oakland

Loss, Non-Conf, S Site, H Home A Away N Neutral

Average RPI Win:	190	WON-LOST	WINNING	LAST 10	STRENGTH OF	OPP. STRENGTH	TEAM	ADJ.	CONF.	ADJ CONF.
Average RPI Loss:	75	RECORD	PCT. RANK	GAMES	SCHEDULE	OF SCHEDULE	RPI	RPI	RPI	RPI
DIV. I ONLY	9- 6	120	5-5	135	75	92	92	10	10	
DIV. I NON-CONF.	7- 4	100	3-3	191	67	91	91	10	10	
TOTALS	RPI 1-25	RPI 26-50	W-L RECORDS	RPI 51-100	RPI 101-150	RPI 150+				
9- 6	0- 0	1- 2	OVERALL	2- 2	0- 2	6- 0				
5- 1	0- 0	0- 1	HOME	1- 0	0- 0	4- 0				
3- 4	0- 0	1- 1	AWAY	1- 2	0- 1	1- 0				
1- 1	0- 0	0- 0	NEUTRAL	0- 0	0- 1	1- 0				
7- 4	0- 0	1- 1	NON-CONFERENCE	1- 2	0- 1	5- 0				
4- 0	0- 0	0- 0	HOME	1- 0	0- 0	3- 0				
2- 3	0- 0	1- 1	AWAY	0- 2	0- 0	1- 0				
1- 1	0- 0	0- 0	NEUTRAL	0- 0	0- 1	1- 0				
2- 2	0- 0	0- 1	CONFERENCE	1- 0	0- 1	1- 0				
1- 1	0- 0	0- 1	HOME	0- 0	0- 0	1- 0				
1- 1	0- 0	0- 0	AWAY	1- 0	0- 1	0- 0				
0- 0	0- 0	0- 0	NEUTRAL	0- 0	0- 0	0- 0				

RPI 1-25			RPI 26-50			RPI 51-100			Team's RPI: 92			RPI 101+			
RPI	S	Opponent	Score	RPI	S	Opponent	Score	RPI	S	Opponent	Score	RPI	S	Opponent	Score
				27	H	Central Mich.	71 73	57	H	IUPUI	70 64	121	N	Butler	55 60
				29	A	TCU	72 79	60	A	Texas	60 73	124	A	Western Mich.	72 73
				36	A	Ohio St.	74 68	79	A	Buffalo	76 65	194	H	American	81 69
								91	A	Syracuse	54 66	212	H	Northern Ill.	87 67
												215	A	Chattanooga	70 58
												274	H	Marshall	67 51
												301	N	Pittsburgh	72 50
												341	H	Incarnate Word	78 41
LAST 10 Division I															
				124	A	Western Mich.	72 73	60	A	Texas	60 73				
				79	A	Buffalo	76 65	29	A	TCU	72 79				
				27	H	Central Mich.	71 73	57	H	IUPUI	70 64				
				212	H	Northern Ill.	87 67	121	N	Butler	55 60				
				215	A	Chattanooga	70 58	301	N	Pittsburgh	72 50				

Non-Div I Games:

Ohio

Average RPI Win:	140	WON-LOST	WINNING	LAST 10	STRENGTH OF	OPP. STRENGTH	TEAM	ADJ.	CONF.	ADJ CONF.
Average RPI Loss:	42	RECORD	PCT. RANK	GAMES	SCHEDULE	OF SCHEDULE	RPI	RPI	RPI	RPI
DIV. I ONLY	10- 7	124	6-4	9	67	36	36	2	2	
DIV. I NON-CONF.	7- 4	100	3-1	5	125	23	23	2	2	
TOTALS	RPI 1-25	RPI 26-50	W-L RECORDS	RPI 51-100	RPI 101-150	RPI 150+				
10- 7	1- 4	1- 1	OVERALL	2- 2	2- 0	4- 0				
4- 3	1- 2	0- 0	HOME	1- 1	0- 0	2- 0				
4- 3	0- 2	0- 0	AWAY	1- 1	2- 0	1- 0				
2- 1	0- 0	1- 1	NEUTRAL	0- 0	0- 0	1- 0				
7- 4	1- 2	1- 1	NON-CONFERENCE	0- 1	2- 0	3- 0				
2- 2	1- 1	0- 0	HOME	0- 1	0- 0	1- 0				
3- 1	0- 1	0- 0	AWAY	0- 0	2- 0	1- 0				
2- 1	0- 0	1- 1	NEUTRAL	0- 0	0- 0	1- 0				
3- 3	0- 2	0- 0	CONFERENCE	2- 1	0- 0	1- 0				
2- 1	0- 1	0- 0	HOME	1- 0	0- 0	1- 0				
1- 2	0- 1	0- 0	AWAY	1- 1	0- 0	0- 0				
0- 0	0- 0	0- 0	NEUTRAL	0- 0	0- 0	0- 0				

RPI 1-25				RPI 26-50				Team's RPI: 36	RPI 51-100				RPI 101+			
RPI	S	Opponent	Score	RPI	S	Opponent	Score		RPI	S	Opponent	Score	RPI	S	Opponent	Score
1	H	Louisville	67 60	46	N	UNI	64 46		55	H	Michigan	78 69	117	A	Kent St.	75 65
3	H	UConn	62 73	49	N	South Dakota	53 68		63	A	Minnesota	66 63	119	A	Cincinnati	78 73
8	A	Stanford	52 71						92	H	Ohio	68 74	186	N	Valparaiso	89 38
21	A	Maryland	62 72						96	A	Michigan St.	65 68	205	H	Penn St.	80 70
24	H	Purdue	50 66										263	H	Radford	70 57
													345	A	Sacramento St.	104 74
LAST 10 Division I																
				96	A	Michigan St.	65 68		24	H	Purdue	50 66				
				205	H	Penn St.	80 70		345	A	Sacramento St.	104 74				
				55	H	Michigan	78 69		8	A	Stanford	52 71				
				21	A	Maryland	62 72		263	H	Radford	70 57				
				63	A	Minnesota	66 63		1	H	Louisville	67 60				

Non-Div I Games:

Ohio St.

■ Loss,
■ Non-Conf, S Site,
■ Home
■ Away
N Neutral

Average RPI Win:	110	WON-LOST	WINNING	LAST 10	STRENGTH OF	OPP. STRENGTH	TEAM	ADJ.	CONF.	ADJ CONF.
Average RPI Loss:	58	RECORD	PCT. RANK	GAMES	SCHEDULE	OF SCHEDULE	RPI	RPI	RPI	RPI
DIV. I ONLY	10- 6	101	6-4	3	60	23	23	3	3	
DIV. I NON-CONF.	7- 5	130	3-3	8	82	58	58	4	4	
TOTALS	RPI 1-25	RPI 26-50	W-L RECORDS	RPI 51-100	RPI 101-150	RPI 150+				
10- 6	0- 3	4- 1	OVERALL	1- 0	3- 2	2- 0				
8- 2	0- 2	2- 0	HOME	1- 0	3- 0	2- 0				
2- 3	0- 0	2- 1	AWAY	0- 0	0- 2	0- 0				
0- 1	0- 1	0- 0	NEUTRAL	0- 0	0- 0	0- 0				
7- 5	0- 2	2- 1	NON-CONFERENCE	0- 0	3- 2	2- 0				
7- 1	0- 1	2- 0	HOME	0- 0	3- 0	2- 0				
0- 3	0- 0	0- 1	AWAY	0- 0	0- 2	0- 0				
0- 1	0- 1	0- 0	NEUTRAL	0- 0	0- 0	0- 0				
3- 1	0- 1	2- 0	CONFERENCE	1- 0	0- 0	0- 0				
1- 1	0- 1	0- 0	HOME	1- 0	0- 0	0- 0				
2- 0	0- 0	2- 0	AWAY	0- 0	0- 0	0- 0				
0- 0	0- 0	0- 0	NEUTRAL	0- 0	0- 0	0- 0				

RPI 1-25				RPI 26-50				RPI 51-100				RPI 101+			
RPI	S	Opponent	Score	RPI	S	Opponent	Score	RPI	S	Opponent	Score	RPI	S	Opponent	Score
3	N	UConn	53 97	31	H	Drake	93 84	86	H	Iowa St.	81 72	118	H	Abilene Christian	78 65
4	H	Missouri St.	90 96	32	A	West Virginia	73 49					134	H	Sam Houston St.	95 71
13	H	Baylor	56 77	33	H	LSU	90 68					138	A	Houston	69 85
				39	A	Oklahoma St.	77 75					144	A	Wichita St.	83 88
				44	A	Western Ky.	63 74					148	H	SFA	75 62
												167	H	UAB	82 75
												309	H	Prairie View	94 48
LAST 10 Division I															
				32	A	West Virginia	73 49	31	H	Drake	93 84				
				86	H	Iowa St.	81 72	134	H	Sam Houston St.	95 71				
				39	A	Oklahoma St.	77 75	33	H	LSU	90 68				
				13	H	Baylor	56 77	44	A	Western Ky.	63 74				
				3	N	UConn	53 97	144	A	Wichita St.	83 88				

Non-Div I Games:

Oklahoma

■ Loss,
 ■ Non-Conf, S Site,
 ■ Home
 ■ Away
 N Neutral

Average RPI Win:	173	WON-LOST	WINNING	LAST 10	STRENGTH OF	OPP. STRENGTH	TEAM	ADJ.	CONF.	ADJ CONF.
Average RPI Loss:	13	RECORD	PCT. RANK	GAMES	SCHEDULE	OF SCHEDULE	RPI	RPI	RPI	RPI
DIV. I ONLY	11- 5	75	6-4	16	62	39	39	3	3	
DIV. I NON-CONF.	9- 3	64	4-2	48	94	38	38	4	4	
TOTALS	RPI 1-25	RPI 26-50	W-L RECORDS	RPI 51-100	RPI 101-150	RPI 150+				
11- 5	0- 5	0- 0	OVERALL	1- 0	4- 0	6- 0				
8- 1	0- 1	0- 0	HOME	1- 0	3- 0	4- 0				
2- 2	0- 2	0- 0	AWAY	0- 0	0- 0	2- 0				
1- 2	0- 2	0- 0	NEUTRAL	0- 0	1- 0	0- 0				
9- 3	0- 3	0- 0	NON-CONFERENCE	0- 0	4- 0	5- 0				
7- 0	0- 0	0- 0	HOME	0- 0	3- 0	4- 0				
1- 1	0- 1	0- 0	AWAY	0- 0	0- 0	1- 0				
1- 2	0- 2	0- 0	NEUTRAL	0- 0	1- 0	0- 0				
2- 2	0- 2	0- 0	CONFERENCE	1- 0	0- 0	1- 0				
1- 1	0- 1	0- 0	HOME	1- 0	0- 0	0- 0				
1- 1	0- 1	0- 0	AWAY	0- 0	0- 0	1- 0				
0- 0	0- 0	0- 0	NEUTRAL	0- 0	0- 0	0- 0				

RPI 1-25				RPI 26-50				RPI 51-100				RPI 101+			
RPI	S	Opponent	Score	RPI	S	Opponent	Score	RPI	S	Opponent	Score	RPI	S	Opponent	Score
1	N	Louisville	48 69					73	H	Kansas	67 49	107	N	UT Arlington	60 47
10	N	Oregon	72 89									115	H	Duquesne	84 41
13	A	Baylor	48 94									128	H	Idaho	62 47
19	A	Texas A&M	62 74									135	H	Rice	69 38
23	H	Oklahoma	75 77									159	A	Kansas St.	70 63
												193	H	Lamar University	74 53
												220	A	Tulsa	78 48
												227	H	Oral Roberts	78 44
												264	H	Southern U.	72 59
												278	H	Idaho St.	70 52
LAST 10 Division I															
159	A	Kansas St.	70 63	227	H	Oral Roberts	78 44								
13	A	Baylor	48 94	264	H	Southern U.	72 59								
23	H	Oklahoma	75 77	19	A	Texas A&M	62 74								
73	H	Kansas	67 49	107	N	UT Arlington	60 47								
115	H	Duquesne	84 41	1	N	Louisville	48 69								

Non-Div I Games:

Oklahoma St.

Average RPI Win:	160	WON-LOST	WINNING	LAST 10	STRENGTH OF	OPP. STRENGTH	TEAM	ADJ.	CONF.	ADJ CONF.
Average RPI Loss:	108	RECORD	PCT. RANK	GAMES	SCHEDULE	OF SCHEDULE	RPI	RPI	RPI	RPI
DIV. I ONLY	13- 3	31	8-2	116	102	37	37	13	13	
DIV. I NON-CONF.	10- 2	30	5-1	199	159	49	49	14	14	
TOTALS	RPI 1-25	RPI 26-50	W-L RECORDS	RPI 51-100	RPI 101-150	RPI 150+				
13- 3	0- 0	3- 1	OVERALL	0- 0	5- 1	5- 1				
8- 0	0- 0	2- 0	HOME	0- 0	2- 0	4- 0				
4- 3	0- 0	1- 1	AWAY	0- 0	2- 1	1- 1				
1- 0	0- 0	0- 0	NEUTRAL	0- 0	1- 0	0- 0				
10- 2	0- 0	0- 1	NON-CONFERENCE	0- 0	5- 1	5- 0				
6- 0	0- 0	0- 0	HOME	0- 0	2- 0	4- 0				
3- 2	0- 0	0- 1	AWAY	0- 0	2- 1	1- 0				
1- 0	0- 0	0- 0	NEUTRAL	0- 0	1- 0	0- 0				
3- 1	0- 0	3- 0	CONFERENCE	0- 0	0- 0	0- 1				
2- 0	0- 0	2- 0	HOME	0- 0	0- 0	0- 0				
1- 1	0- 0	1- 0	AWAY	0- 0	0- 0	0- 1				
0- 0	0- 0	0- 0	NEUTRAL	0- 0	0- 0	0- 0				

RPI 1-25				RPI 26-50				Team's RPI: 37		RPI 51-100				RPI 101+			
RPI	S	Opponent	Score	RPI	S	Opponent	Score		RPI	S	Opponent	Score	RPI	S	Opponent	Score	
				28	A	Virginia	53 56						125	H	Richmond	73 51	
				44	H	Western Ky.	76 65						128	N	Idaho	67 55	
				45	A	Middle Tenn.	67 56						130	A	VCU	49 62	
				48	H	Charlotte	54 51						131	H	Campbell	59 44	
													145	A	William & Mary	69 58	
													149	A	Auburn	89 77	
													167	A	UAB	65 76	
													174	H	Hampton	75 38	
													208	H	Mt. St. Mary's	85 34	
													251	H	Winthrop	68 44	
													302	H	UMES	48 39	
													331	A	Cal Poly	61 55	
LAST 10 Division I																	
				44	H	Western Ky.	76 65						174	H	Hampton	75 38	
				48	H	Charlotte	54 51						125	H	Richmond	73 51	
				167	A	UAB	65 76						130	A	VCU	49 62	
				45	A	Middle Tenn.	67 56						302	H	UMES	48 39	
				208	H	Mt. St. Mary's	85 34						145	A	William & Mary	69 58	

Non-Div I Games:

Old Dominion

■ Loss,
■ Non-Conf,
■ S Site,
■ H Home
■ A Away
N Neutral

Average RPI Win:	284	WON-LOST	WINNING	LAST 10	STRENGTH OF	OPP. STRENGTH	TEAM	ADJ.	CONF.	ADJ CONF.
Average RPI Loss:	127	RECORD	PCT. RANK	GAMES	SCHEDULE	OF SCHEDULE	RPI	RPI	RPI	RPI
DIV. I ONLY	7- 10	219	2-8	155	325	254	254	5	5	
DIV. I NON-CONF.	7- 6	161	2-4	276	349	286	286	5	5	
TOTALS	RPI 1-25	RPI 26-50	W-L RECORDS	RPI 51-100	RPI 101-150	RPI 150+				
7- 10	0- 1	0- 1	OVERALL	0- 2	1- 2	6- 4				
6- 5	0- 0	0- 0	HOME	0- 2	1- 2	5- 1				
0- 4	0- 1	0- 1	AWAY	0- 0	0- 0	0- 2				
1- 1	0- 0	0- 0	NEUTRAL	0- 0	0- 0	1- 1				
7- 6	0- 0	0- 0	NON-CONFERENCE	0- 0	1- 2	6- 4				
6- 3	0- 0	0- 0	HOME	0- 0	1- 2	5- 1				
0- 2	0- 0	0- 0	AWAY	0- 0	0- 0	0- 2				
1- 1	0- 0	0- 0	NEUTRAL	0- 0	0- 0	1- 1				
0- 4	0- 1	0- 1	CONFERENCE	0- 2	0- 0	0- 0				
0- 2	0- 0	0- 0	HOME	0- 2	0- 0	0- 0				
0- 2	0- 1	0- 1	AWAY	0- 0	0- 0	0- 0				
0- 0	0- 0	0- 0	NEUTRAL	0- 0	0- 0	0- 0				

RPI	S	Opponent	Score	RPI	S	Opponent	Score	RPI	S	Opponent	Score	RPI	S	Opponent	Score	Team's RPI: 254
19	A	Texas A&M	35 79	33	A	LSU	44 52	69	H	Tennessee	28 84	114	H	New Orleans	64 69	
								75	H	Georgia	51 58	133	H	Louisiana	42 53	
												134	H	Sam Houston St.	75 69	
												163	H	Southeast Mo. St.	53 70	
												173	A	Southern Miss.	53 59	
												189	A	Texas Tech	48 84	
												237	H	Louisiana Tech	76 53	
												287	H	Ga. Southern	69 66	
												301	N	Pittsburgh	50 58	
												306	H	Alabama St.	93 66	
												328	N	Alcorn	73 55	
												346	H	La.-Monroe	66 42	
												350	H	Mississippi Val.	72 53	
LAST 10 Division I																
33	A	LSU	44 52	133	H	Louisiana	42 53									
69	H	Tennessee	28 84	287	H	Ga. Southern	69 66									
19	A	Texas A&M	35 79	163	H	Southeast Mo. St.	53 70									
75	H	Georgia	51 58	189	A	Texas Tech	48 84									
306	H	Alabama St.	93 66	301	N	Pittsburgh	50 58									

Non-Div I Games:

Ole Miss

■ Loss,
 ■ Non-Conf, S Site,
 ■ Home
 ■ Away
 N Neutral

Average RPI Win:	279	WON-LOST	WINNING	LAST 10	STRENGTH OF	OPP. STRENGTH	TEAM	ADJ.	CONF.	ADJ CONF.
Average RPI Loss:	126	RECORD	PCT. RANK	GAMES	SCHEDULE	OF SCHEDULE	RPI	RPI	RPI	RPI
DIV. I ONLY	4- 11	286	3-7	98	304	260	260	18	18	
DIV. I NON-CONF.	3- 8	268	2-4	158	312	290	290	19	19	
TOTALS	RPI 1-25	RPI 26-50	W-L RECORDS	RPI 51-100	RPI 101-150	RPI 150+				
4- 11	0- 1	0- 2	OVERALL	0- 2	0- 1	4- 5				
3- 4	0- 1	0- 1	HOME	0- 1	0- 0	3- 1				
0- 6	0- 0	0- 1	AWAY	0- 1	0- 0	0- 4				
1- 1	0- 0	0- 0	NEUTRAL	0- 0	0- 1	1- 0				
3- 8	0- 1	0- 1	NON-CONFERENCE	0- 1	0- 1	3- 4				
2- 3	0- 1	0- 1	HOME	0- 0	0- 0	2- 1				
0- 4	0- 0	0- 0	AWAY	0- 1	0- 0	0- 3				
1- 1	0- 0	0- 0	NEUTRAL	0- 0	0- 1	1- 0				
1- 3	0- 0	0- 1	CONFERENCE	0- 1	0- 0	1- 1				
1- 1	0- 0	0- 0	HOME	0- 1	0- 0	1- 0				
0- 2	0- 0	0- 1	AWAY	0- 0	0- 0	0- 1				
0- 0	0- 0	0- 0	NEUTRAL	0- 0	0- 0	0- 0				

RPI 1-25				RPI 26-50				RPI 51-100				RPI 101+ Team's RPI: 260			
RPI	S	Opponent	Score	RPI	S	Opponent	Score	RPI	S	Opponent	Score	RPI	S	Opponent	Score
22	H	Creighton	54 67	46	H	UNI	45 81	73	A	Kansas	48 63	130	N	VCU	66 74
				49	A	South Dakota	44 77	84	H	South Dakota St.	51 68	154	A	North Dakota	57 63
												159	A	Kansas St.	48 73
												187	H	Cleveland St.	66 79
												227	H	Oral Roberts	60 54
												230	A	Northern Ky.	40 57
												240	H	UMKC	57 53
												247	A	Eastern Ill.	52 65
												299	H	Morgan St.	70 64
												350	N	Mississippi Val.	78 70
LAST 10 Division I															
				49	A	South Dakota	44 77	46	H	UNI	45 81				
				154	A	North Dakota	57 63	247	A	Eastern Ill.	52 65				
				227	H	Oral Roberts	60 54	240	H	UMKC	57 53				
				84	H	South Dakota St.	51 68	350	N	Mississippi Val.	78 70				
				187	H	Cleveland St.	66 79	130	N	VCU	66 74				

Non-Div I Games: Peru St. 92 58 Graceland (IA) 85 46

Omaha

Loss, Non-Conf, S Site, H Home A Away N Neutral

Oral Roberts

Through Games Of Jan. 17, 2020

Average RPI Win:	226	WON-LOST	WINNING	LAST 10	STRENGTH OF	OPP. STRENGTH	TEAM	ADJ.	CONF.	ADJ CONF.
Average RPI Loss:	144	RECORD	PCT. RANK	GAMES	SCHEDULE	OF SCHEDULE	RPI	RPI	RPI	RPI
DIV. I ONLY	6- 10	240	4-6	215	161	227	227	18	18	
DIV. I NON-CONF.	3- 8	268	1-4	120	170	243	243	19	19	
TOTALS	RPI 1-25	RPI 26-50	W-L RECORDS	RPI 51-100	RPI 101-150	RPI 150+				
6- 10	0- 0	0- 2	OVERALL	0- 2	2- 1	4- 5				
5- 1	0- 0	0- 0	HOME	0- 0	2- 0	3- 1				
1- 9	0- 0	0- 2	AWAY	0- 2	0- 1	1- 4				
0- 0	0- 0	0- 0	NEUTRAL	0- 0	0- 0	0- 0				
3- 8	0- 0	0- 2	NON-CONFERENCE	0- 1	2- 1	1- 4				
3- 1	0- 0	0- 0	HOME	0- 0	2- 0	1- 1				
0- 7	0- 0	0- 2	AWAY	0- 1	0- 1	0- 3				
0- 0	0- 0	0- 0	NEUTRAL	0- 0	0- 0	0- 0				
3- 2	0- 0	0- 0	CONFERENCE	0- 1	0- 0	3- 1				
2- 0	0- 0	0- 0	HOME	0- 0	0- 0	2- 0				
1- 2	0- 0	0- 0	AWAY	0- 1	0- 0	1- 1				
0- 0	0- 0	0- 0	NEUTRAL	0- 0	0- 0	0- 0				

RPI S	Opponent	Score	RPI S	Opponent	Score	RPI S	Opponent	Score	RPI S	Opponent	Score	Team's RPI: 227
39	A Oklahoma St.	44 78	59	A Nebraska	67 77	111	A Utah	58 78				
47	A Arkansas	64 96	84	A South Dakota St.	44 58	134	H Sam Houston St.	64 41				
						144	H Wichita St.	79 66				
						154	H North Dakota	75 52				
						159	A Kansas St.	69 109				
						161	A Southern Utah	58 72				
						220	A Tulsa	65 67				
						260	A Omaha	54 60				
						293	H Texas St.	63 57				
						300	H Houston Baptist	73 74				
						305	H North Dakota St.	70 62				
						324	A Purdue Fort Wayne	79 73				
LAST 10 Division I												
324	A Purdue Fort Wayne	79 73	39	A Oklahoma St.	44 78							
154	H North Dakota	75 52	59	A Nebraska	67 77							
305	H North Dakota St.	70 62	111	A Utah	58 78							
260	A Omaha	54 60	161	A Southern Utah	58 72							
84	A South Dakota St.	44 58	134	H Sam Houston St.	64 41							

Non-Div I Games: Rogers St. 80 40 Cent. Christian (KS114 60

Oral Roberts

Loss, Non-Conf, S Site, H Home A Away N Neutral

Oregon

Through Games Of Jan. 17, 2020

Average RPI Win:	126	WON-LOST	WINNING	LAST 10	STRENGTH OF	OPP. STRENGTH	TEAM	ADJ.	CONF.	ADJ CONF.
Average RPI Loss:	16	RECORD	PCT. RANK	GAMES	SCHEDULE	OF SCHEDULE	RPI	RPI	RPI	RPI
DIV. I ONLY	14- 2	18	8-2	10	48	10	10	1	1	
DIV. I NON-CONF.	10- 1	19	4-1	75	53	16	16	1	1	
TOTALS	RPI 1-25	RPI 26-50	W-L RECORDS	RPI 51-100	RPI 101-150	RPI 150+				
14- 2	1- 1	2- 1	OVERALL	4- 0	2- 0	5- 0				
9- 0	1- 0	0- 0	HOME	3- 0	1- 0	4- 0				
3- 1	0- 0	1- 1	AWAY	1- 0	0- 0	1- 0				
2- 1	0- 1	1- 0	NEUTRAL	0- 0	1- 0	0- 0				
10- 1	0- 1	1- 0	NON-CONFERENCE	3- 0	1- 0	5- 0				
6- 0	0- 0	0- 0	HOME	2- 0	0- 0	4- 0				
2- 0	0- 0	0- 0	AWAY	1- 0	0- 0	1- 0				
2- 1	0- 1	1- 0	NEUTRAL	0- 0	1- 0	0- 0				
4- 1	1- 0	1- 1	CONFERENCE	1- 0	1- 0	0- 0				
3- 0	1- 0	0- 0	HOME	1- 0	1- 0	0- 0				
1- 1	0- 0	1- 1	AWAY	0- 0	0- 0	0- 0				
0- 0	0- 0	0- 0	NEUTRAL	0- 0	0- 0	0- 0				

RPI S	Opponent	Score	RPI S	Opponent	Score	RPI S	Opponent	Score	RPI S	Opponent	Score
1 N	Louisville	62 72	30 A	Arizona St.	66 72	51 H	Colorado	104 46	107 N	UT Arlington	91 54
8 H	Stanford	87 55	39 N	Oklahoma St.	89 72	84 H	South Dakota St.	95 56	111 H	Utah	88 51
			43 A	Arizona	71 64	91 A	Syracuse	81 64	159 H	Kansas St.	89 51
						93 H	Texas Southern	99 63	162 H	Northeastern	89 47
									241 H	UC Riverside	84 41
									286 A	Long Beach St.	81 45
									289 H	Utah St.	109 52
LAST 10 Division I											
8 H	Stanford	87 55	159 H	Kansas St.	89 51						
43 A	Arizona	71 64	241 H	UC Riverside	84 41						
30 A	Arizona St.	66 72	286 A	Long Beach St.	81 45						
111 H	Utah	88 51	84 H	South Dakota St.	95 56						
51 H	Colorado	104 46	1 N	Louisville	62 72						

Non-Div I Games: Corban 125 42

Oregon

Loss, Non-Conf, S Site, H Home A Away N Neutral

Average RPI Win:	115	WON-LOST	WINNING	LAST 10	STRENGTH OF	OPP. STRENGTH	TEAM	ADJ.	CONF.	ADJ CONF.
Average RPI Loss:	30	RECORD	PCT. RANK	GAMES	SCHEDULE	OF SCHEDULE	RPI	RPI	RPI	RPI
DIV. I ONLY	16- 1	4	9-1	23	18	5	5	1	1	
DIV. I NON-CONF.	12- 0	1	5-0	59	13	5	5	1	1	
TOTALS	RPI 1-25	RPI 26-50	W-L RECORDS	RPI 51-100	RPI 101-150	RPI 150+				
16- 1	2- 0	2- 1	OVERALL	4- 0	3- 0	5- 0				
11- 0	2- 0	0- 0	HOME	3- 0	2- 0	4- 0				
2- 1	0- 0	2- 1	AWAY	0- 0	0- 0	0- 0				
3- 0	0- 0	0- 0	NEUTRAL	1- 0	1- 0	1- 0				
12- 0	2- 0	1- 0	NON-CONFERENCE	3- 0	1- 0	5- 0				
8- 0	2- 0	0- 0	HOME	2- 0	0- 0	4- 0				
1- 0	0- 0	1- 0	AWAY	0- 0	0- 0	0- 0				
3- 0	0- 0	0- 0	NEUTRAL	1- 0	1- 0	1- 0				
4- 1	0- 0	1- 1	CONFERENCE	1- 0	2- 0	0- 0				
3- 0	0- 0	0- 0	HOME	1- 0	2- 0	0- 0				
1- 1	0- 0	1- 1	AWAY	0- 0	0- 0	0- 0				
0- 0	0- 0	0- 0	NEUTRAL	0- 0	0- 0	0- 0				

RPI	S	Opponent	Score	RPI	S	Opponent	Score	RPI	S	Opponent	Score	RPI	S	Opponent	Score
4	H	Missouri St.	80 69	30	A	Arizona St.	47 55	51	H	Colorado	72 60	101	H	California	81 44
12	H	DePaul	98 77	40	A	Miami (FL)	75 53	74	N	BYU	65 34	103	N	Liberty	68 55
				43	A	Arizona	63 61	76	H	CSU Bakersfield	69 50	111	H	Utah	77 48
								90	H	Pacific	69 57	161	H	Southern Utah	95 45
												197	H	Hawaii	64 32
												214	N	Northern Ariz.	91 57
												280	H	UC Irvine	86 57
												289	H	Utah St.	75 46
LAST 10 Division I															
101	H	California	81 44	76	H	CSU Bakersfield	69 50								
30	A	Arizona St.	47 55	74	N	BYU	65 34								
43	A	Arizona	63 61	214	N	Northern Ariz.	91 57								
51	H	Colorado	72 60	289	H	Utah St.	75 46								
111	H	Utah	77 48	197	H	Hawaii	64 32								

Non-Div I Games:

Oregon St.

■ Loss,
 ■ Non-Conf, S Site,
 ■ Home
 ■ Away
 N Neutral

Average RPI Win:	231	WON-LOST	WINNING	LAST 10	STRENGTH OF	OPP. STRENGTH	TEAM	ADJ.	CONF.	ADJ CONF.
Average RPI Loss:	69	RECORD	PCT. RANK	GAMES	SCHEDULE	OF SCHEDULE	RPI	RPI	RPI	RPI
DIV. I ONLY	11- 7	115	5-5	139	111	90	90	11	11	
DIV. I NON-CONF.	7- 4	100	1-2	150	122	84	84	11	11	
TOTALS	RPI 1-25	RPI 26-50	W-L RECORDS	RPI 51-100	RPI 101-150	RPI 150+				
11- 7	0- 3	0- 0	OVERALL	1- 2	1- 1	9- 1				
6- 1	0- 0	0- 0	HOME	0- 1	0- 0	6- 0				
4- 5	0- 3	0- 0	AWAY	1- 1	1- 1	2- 0				
1- 1	0- 0	0- 0	NEUTRAL	0- 0	0- 0	1- 1				
7- 4	0- 2	0- 0	NON-CONFERENCE	1- 1	0- 0	6- 1				
4- 0	0- 0	0- 0	HOME	0- 0	0- 0	4- 0				
2- 3	0- 2	0- 0	AWAY	1- 1	0- 0	1- 0				
1- 1	0- 0	0- 0	NEUTRAL	0- 0	0- 0	1- 1				
4- 3	0- 1	0- 0	CONFERENCE	0- 1	1- 1	3- 0				
2- 1	0- 0	0- 0	HOME	0- 1	0- 0	2- 0				
2- 2	0- 1	0- 0	AWAY	0- 0	1- 1	1- 0				
0- 0	0- 0	0- 0	NEUTRAL	0- 0	0- 0	0- 0				

RPI 1-25				RPI 26-50				RPI 51-100 Team's RPI: 90				RPI 101+			
RPI	S	Opponent	Score	RPI	S	Opponent	Score	RPI	S	Opponent	Score	RPI	S	Opponent	Score
5	A	Oregon St.	57 69					74	H	BYU	66 76	136	A	Portland	77 73
7	A	Gonzaga	67 68					76	A	CSU Bakersfield	70 80	146	A	Santa Clara	65 75
9	A	UCLA	57 68					83	A	Drexel	58 51	166	N	Toledo	65 66
												204	H	SMU	77 49
												232	A	San Francisco	84 61
												233	H	Pepperdine	64 63
												240	H	UMKC	89 60
												266	A	UC Santa Barbara	63 53
												275	H	Indiana St.	83 66
												276	H	LMU (CA)	76 67
												296	N	St. Francis Brooklyn	71 62
												304	H	Weber St.	76 53
LAST 10 Division I															
74	H	BYU	66 76	232	A	San Francisco	84 61								
7	A	Gonzaga	67 68	146	A	Santa Clara	65 75								
136	A	Portland	77 73	166	N	Toledo	65 66								
233	H	Pepperdine	64 63	296	N	St. Francis Brooklyn	71 62								
276	H	LMU (CA)	76 67	9	A	UCLA	57 68								

Non-Div I Games:

Pacific

■ Loss,
 ■ Non-Conf,
 ■ S Site,
 ■ H Home
 ■ A Away
 N Neutral

Average RPI Win:	226	WON-LOST	WINNING	LAST 10	STRENGTH OF	OPP. STRENGTH	TEAM	ADJ.	CONF.	ADJ CONF.
Average RPI Loss:	46	RECORD	PCT. RANK	GAMES	SCHEDULE	OF SCHEDULE	RPI	RPI	RPI	RPI
DIV. I ONLY	9- 3	50	7-3	304	51	122	122	8	8	
DIV. I NON-CONF.	9- 2	39	7-2	334	36	111	111	9	9	
TOTALS	RPI 1-25	RPI 26-50	W-L RECORDS	RPI 51-100	RPI 101-150	RPI 150+				
9- 3	0- 1	0- 1	OVERALL	1- 1	0- 0	8- 0				
5- 1	0- 1	0- 0	HOME	1- 0	0- 0	4- 0				
4- 2	0- 0	0- 1	AWAY	0- 1	0- 0	4- 0				
0- 0	0- 0	0- 0	NEUTRAL	0- 0	0- 0	0- 0				
9- 2	0- 0	0- 1	NON-CONFERENCE	1- 1	0- 0	8- 0				
5- 0	0- 0	0- 0	HOME	1- 0	0- 0	4- 0				
4- 2	0- 0	0- 1	AWAY	0- 1	0- 0	4- 0				
0- 0	0- 0	0- 0	NEUTRAL	0- 0	0- 0	0- 0				
0- 1	0- 1	0- 0	CONFERENCE	0- 0	0- 0	0- 0				
0- 1	0- 1	0- 0	HOME	0- 0	0- 0	0- 0				
0- 0	0- 0	0- 0	AWAY	0- 0	0- 0	0- 0				
0- 0	0- 0	0- 0	NEUTRAL	0- 0	0- 0	0- 0				

RPI	S	Opponent	Score	RPI	S	Opponent	Score	RPI	S	Opponent	Score	RPI	S	Opponent	Score	Team's RPI: 122
20	H	Princeton	55 75	42	A	Duke	50 66	77	A	Villanova	58 70	164	A	Saint Joseph's	55 45	
								83	H	Drexel	53 49	190	H	Iona	74 42	
												197	A	Hawaii	70 55	
												198	A	La Salle	65 49	
												226	H	Stetson	81 41	
												316	H	Siena	92 44	
												321	A	NJIT	85 51	
												336	H	Hartford	74 46	
LAST 10 Division I																
77	A	Villanova	58 70	198	A	La Salle	65 49									
20	H	Princeton	55 75	336	H	Hartford	74 46									
197	A	Hawaii	70 55	42	A	Duke	50 66									
83	H	Drexel	53 49	164	A	Saint Joseph's	55 45									
226	H	Stetson	81 41	190	H	Iona	74 42									

Non-Div I Games: Chaminade 90 39

Penn

Average RPI Win:	212	WON-LOST	WINNING	LAST 10	STRENGTH OF	OPP. STRENGTH	TEAM	ADJ.	CONF.	ADJ CONF.
Average RPI Loss:	111	RECORD	PCT. RANK	GAMES	SCHEDULE	OF SCHEDULE	RPI	RPI	RPI	RPI
DIV. I ONLY	7- 10	219	4-6	126	112	205	205	2	2	
DIV. I NON-CONF.	6- 5	151	3-1	246	233	225	225	2	2	
TOTALS	RPI 1-25	RPI 26-50	W-L RECORDS	RPI 51-100	RPI 101-150	RPI 150+				
7- 10	0- 2	0- 1	OVERALL	1- 3	1- 1	5- 3				
5- 5	0- 1	0- 0	HOME	1- 2	1- 0	3- 2				
1- 4	0- 1	0- 1	AWAY	0- 1	0- 1	1- 0				
1- 1	0- 0	0- 0	NEUTRAL	0- 0	0- 0	1- 1				
6- 5	0- 1	0- 0	NON-CONFERENCE	0- 1	1- 0	5- 3				
4- 3	0- 0	0- 0	HOME	0- 1	1- 0	3- 2				
1- 1	0- 1	0- 0	AWAY	0- 0	0- 0	1- 0				
1- 1	0- 0	0- 0	NEUTRAL	0- 0	0- 0	1- 1				
1- 5	0- 1	0- 1	CONFERENCE	1- 2	0- 1	0- 0				
1- 2	0- 1	0- 0	HOME	1- 1	0- 0	0- 0				
0- 3	0- 0	0- 1	AWAY	0- 1	0- 1	0- 0				
0- 0	0- 0	0- 0	NEUTRAL	0- 0	0- 0	0- 0				

RPI 1-25				RPI 26-50				RPI 51-100				RPI 101+ Team's RPI: 205			
RPI	S	Opponent	Score	RPI	S	Opponent	Score	RPI	S	Opponent	Score	RPI	S	Opponent	Score
20	A	Princeton	55 72	36	A	Ohio St.	70 80	55	A	Michigan	48 82	129	H	Fordham	72 59
25	H	Rutgers	57 62					63	H	Minnesota	74 81	132	A	Wisconsin	65 71
								88	H	Rider	70 78	182	H	Clemson	68 55
								96	H	Michigan St.	86 73	185	A	Towson	73 67
												198	H	La Salle	67 69
												202	H	George Mason	68 78
												268	H	Sacred Heart	88 65
												286	N	Long Beach St.	56 64
												301	H	Pittsburgh	78 73
												322	N	N.C. Central	92 68
LAST 10 Division I															
25	H	Rutgers	57 62	63	H	Minnesota	74 81								
36	A	Ohio St.	70 80	268	H	Sacred Heart	88 65								
96	H	Michigan St.	86 73	20	A	Princeton	55 72								
132	A	Wisconsin	65 71	301	H	Pittsburgh	78 73								
55	A	Michigan	48 82	322	N	N.C. Central	92 68								

Non-Div I Games:

Penn St.

Pepperdine

Through Games Of Jan. 17, 2020

Average RPI Win:	244	WON-LOST	WINNING	LAST 10	STRENGTH OF	OPP. STRENGTH	TEAM	ADJ.	CONF.	ADJ CONF.
Average RPI Loss:	126	RECORD	PCT. RANK	GAMES	SCHEDULE	OF SCHEDULE	RPI	RPI	RPI	RPI
DIV. I ONLY	7- 7	174	5-5	298	95	233	233	11	11	
DIV. I NON-CONF.	4- 4	164	2-2	338	140	282	282	11	11	
TOTALS	RPI 1-25	RPI 26-50	W-L RECORDS	RPI 51-100	RPI 101-150	RPI 150+				
7- 7	0- 0	0- 0	OVERALL	0- 3	1- 1	6- 3				
5- 3	0- 0	0- 0	HOME	0- 1	1- 0	4- 2				
2- 4	0- 0	0- 0	AWAY	0- 2	0- 1	2- 1				
0- 0	0- 0	0- 0	NEUTRAL	0- 0	0- 0	0- 0				
4- 4	0- 0	0- 0	NON-CONFERENCE	0- 1	0- 1	4- 2				
2- 2	0- 0	0- 0	HOME	0- 0	0- 0	2- 2				
2- 2	0- 0	0- 0	AWAY	0- 1	0- 1	2- 0				
0- 0	0- 0	0- 0	NEUTRAL	0- 0	0- 0	0- 0				
3- 3	0- 0	0- 0	CONFERENCE	0- 2	1- 0	2- 1				
3- 1	0- 0	0- 0	HOME	0- 1	1- 0	2- 0				
0- 2	0- 0	0- 0	AWAY	0- 1	0- 0	0- 1				
0- 0	0- 0	0- 0	NEUTRAL	0- 0	0- 0	0- 0				

RPI 1-25				RPI 26-50				RPI 51-100				RPI 101+				Team's RPI: 233	
RPI	S	Opponent	Score	RPI	S	Opponent	Score	RPI	S	Opponent	Score	RPI	S	Opponent	Score		
								61	A	Washington St.	48	85	106	A	Boise St.	74	76
								74	H	BYU	47	65	146	H	Santa Clara	79	71
								90	A	Pacific	63	64	152	A	Saint Mary's (CA)	78	85
													169	H	San Diego	73	57
													197	H	Hawaii	51	52
													201	H	UNLV	44	69
													231	H	UC Davis	70	67
													232	H	San Francisco	82	70
													288	A	Eastern Wash.	53	52
													311	A	New Mexico St.	72	69
													331	H	Cal Poly	63	53
LAST 10 Division I																	
232	H	San Francisco	82	70	169	H	San Diego	73	57								
146	H	Santa Clara	79	71	106	A	Boise St.	74	76								
90	A	Pacific	63	64	231	H	UC Davis	70	67								
152	A	Saint Mary's (CA)	78	85	201	H	UNLV	44	69								
74	H	BYU	47	65	288	A	Eastern Wash.	53	52								

Non-Div I Games: Concordia (CA) 76 57 Cal St. L.A. 79 56

Pepperdine

Loss, Non-Conf, S Site, H Home A Away N Neutral

Average RPI Win:	310	WON-LOST	WINNING	LAST 10	STRENGTH OF	OPP. STRENGTH	TEAM	ADJ.	CONF.	ADJ CONF.
Average RPI Loss:	125	RECORD	PCT. RANK	GAMES	SCHEDULE	OF SCHEDULE	RPI	RPI	RPI	RPI
DIV. I ONLY	3- 13	314	1-9	177	163	301	301	4	4	
DIV. I NON-CONF.	3- 8	268	1-4	209	275	306	306	3	3	
TOTALS	RPI 1-25	RPI 26-50	W-L RECORDS	RPI 51-100	RPI 101-150	RPI 150+				
3- 13	0- 0	0- 1	OVERALL	0- 3	0- 5	3- 4				
2- 6	0- 0	0- 0	HOME	0- 0	0- 4	2- 2				
0- 6	0- 0	0- 1	AWAY	0- 2	0- 1	0- 2				
1- 1	0- 0	0- 0	NEUTRAL	0- 1	0- 0	1- 0				
3- 8	0- 0	0- 0	NON-CONFERENCE	0- 2	0- 3	3- 3				
2- 4	0- 0	0- 0	HOME	0- 0	0- 2	2- 2				
0- 3	0- 0	0- 0	AWAY	0- 1	0- 1	0- 1				
1- 1	0- 0	0- 0	NEUTRAL	0- 1	0- 0	1- 0				
0- 5	0- 0	0- 1	CONFERENCE	0- 1	0- 2	0- 1				
0- 2	0- 0	0- 0	HOME	0- 0	0- 2	0- 0				
0- 3	0- 0	0- 1	AWAY	0- 1	0- 0	0- 1				
0- 0	0- 0	0- 0	NEUTRAL	0- 0	0- 0	0- 0				

RPI S	Opponent	Score	RPI S	Opponent	Score	RPI S	Opponent	Score	RPI S	Opponent	Score	Team's RPI: 301
			35 A	Virginia Tech	56 68	62 A	North Carolina	62 70	104 H	Boston College	70 79	
						68 A	UCF	58 74	104 H	Stony Brook	56 59	
						92 N	Ohio	50 72	115 H	Duquesne	62 81	
									119 A	Cincinnati	53 69	
									127 H	Notre Dame	52 60	
									180 H	Miami (OH)	71 80	
									182 A	Clemson	67 75	
									205 A	Penn St.	73 78	
									234 H	Georgetown	56 66	
									254 N	Ole Miss	58 50	
									334 H	Fairleigh Dickinson	69 60	
									342 H	Central Conn. St.	81 73	
LAST 10 Division I												
			182 A	Clemson	67 75	119 A	Cincinnati	53 69				
			35 A	Virginia Tech	56 68	180 H	Miami (OH)	71 80				
			104 H	Boston College	70 79	104 H	Stony Brook	56 59				
			127 H	Notre Dame	52 60	205 A	Penn St.	73 78				
			62 A	North Carolina	62 70	254 N	Ole Miss	58 50				

Non-Div I Games:

Pittsburgh

■ Loss,
 ■ Non-Conf,
 ■ S Site,
 ■ H Home
 ■ A Away
 N Neutral

Average RPI Win:	212	WON-LOST	WINNING	LAST 10	STRENGTH OF	OPP. STRENGTH	TEAM	ADJ.	CONF.	ADJ CONF.
Average RPI Loss:	132	RECORD	PCT. RANK	GAMES	SCHEDULE	OF SCHEDULE	RPI	RPI	RPI	RPI
DIV. I ONLY	8- 7	153	4-6	130	201	136	136	11	11	
DIV. I NON-CONF.	5- 4	140	1-3	205	319	186	186	11	11	
TOTALS	RPI 1-25	RPI 26-50	W-L RECORDS	RPI 51-100	RPI 101-150	RPI 150+				
8- 7	0- 1	0- 0	OVERALL	2- 1	0- 2	6- 3				
3- 4	0- 0	0- 0	HOME	1- 1	0- 2	2- 1				
5- 3	0- 1	0- 0	AWAY	1- 0	0- 0	4- 2				
0- 0	0- 0	0- 0	NEUTRAL	0- 0	0- 0	0- 0				
5- 4	0- 0	0- 0	NON-CONFERENCE	1- 0	0- 2	4- 2				
2- 3	0- 0	0- 0	HOME	1- 0	0- 2	1- 1				
3- 1	0- 0	0- 0	AWAY	0- 0	0- 0	3- 1				
0- 0	0- 0	0- 0	NEUTRAL	0- 0	0- 0	0- 0				
3- 3	0- 1	0- 0	CONFERENCE	1- 1	0- 0	2- 1				
1- 1	0- 0	0- 0	HOME	0- 1	0- 0	1- 0				
2- 2	0- 1	0- 0	AWAY	1- 0	0- 0	1- 1				
0- 0	0- 0	0- 0	NEUTRAL	0- 0	0- 0	0- 0				

RPI 1-25				RPI 26-50				RPI 51-100				RPI 101+ Team's RPI: 136			
RPI	S	Opponent	Score	RPI	S	Opponent	Score	RPI	S	Opponent	Score	RPI	S	Opponent	Score
7	A	Gonzaga	57 62					74	A	BYU	57 48	116	H	Loyola Chicago	64 78
								90	H	Pacific	73 77	118	H	Abilene Christian	69 76
								95	H	Fresno St.	75 64	152	H	Saint Mary's (CA)	78 65
												169	A	San Diego	55 74
												188	H	Portland St.	71 77
												232	A	San Francisco	73 66
												235	A	CSUN	64 73
												246	H	Grand Canyon	73 41
												289	A	Utah St.	70 64
												303	A	Air Force	72 56
												304	A	Weber St.	78 59
LAST 10 Division I															
232	A	San Francisco	73 66	7	A	Gonzaga	57 62	188	H	Portland St.	71 77				
152	H	Saint Mary's (CA)	78 65					246	H	Grand Canyon	73 41				
90	H	Pacific	73 77					116	H	Loyola Chicago	64 78				
74	A	BYU	57 48					118	H	Abilene Christian	69 76				
169	A	San Diego	55 74												

Non-Div I Games: Warner Pacific 78 36 Willamette 82 42

Portland

Loss, Non-Conf, S Site, H Home A Away N Neutral

Average RPI Win:	222	WON-LOST	WINNING	LAST 10	STRENGTH OF	OPP. STRENGTH	TEAM	ADJ.	CONF.	ADJ CONF.
Average RPI Loss:	167	RECORD	PCT. RANK	GAMES	SCHEDULE	OF SCHEDULE	RPI	RPI	RPI	RPI
DIV. I ONLY	8- 7	153	6-4	232	216	188	188	21	21	
DIV. I NON-CONF.	5- 4	140	3-1	254	260	170	170	17	17	
TOTALS	RPI 1-25	RPI 26-50	W-L RECORDS	RPI 51-100	RPI 101-150	RPI 150+				
8- 7	0- 0	0- 0	OVERALL	0- 1	2- 2	6- 4				
5- 2	0- 0	0- 0	HOME	0- 1	1- 1	4- 0				
3- 4	0- 0	0- 0	AWAY	0- 0	1- 1	2- 3				
0- 1	0- 0	0- 0	NEUTRAL	0- 0	0- 0	0- 1				
5- 4	0- 0	0- 0	NON-CONFERENCE	0- 1	1- 1	4- 2				
2- 1	0- 0	0- 0	HOME	0- 1	0- 0	2- 0				
3- 2	0- 0	0- 0	AWAY	0- 0	1- 1	2- 1				
0- 1	0- 0	0- 0	NEUTRAL	0- 0	0- 0	0- 1				
3- 3	0- 0	0- 0	CONFERENCE	0- 0	1- 1	2- 2				
3- 1	0- 0	0- 0	HOME	0- 0	1- 1	2- 0				
0- 2	0- 0	0- 0	AWAY	0- 0	0- 0	0- 2				
0- 0	0- 0	0- 0	NEUTRAL	0- 0	0- 0	0- 0				

RPI 1-25			RPI 26-50			RPI 51-100			RPI 101+			Team's RPI: 188
RPI	S	Opponent	Score	RPI	S	Opponent	Score	RPI	S	Opponent	Score	
						69 H Tennessee	61 88	106 A Boise St.		57 82		
								113 H Montana St.		62 73		
								128 H Idaho		74 53		
								136 A Portland		77 71		
								161 A Southern Utah		58 71		
								168 H Montana		78 65		
								199 A Northern Colo.		58 77		
								231 A UC Davis		76 70		
								240 A UMKC		69 87		
								246 H Grand Canyon		69 46		
								280 A UC Irvine		70 61		
								280 N UC Irvine		75 83		
								288 H Eastern Wash.		75 58		
								297 H Nevada		80 75		
LAST 10 Division I												
168 H Montana			78 65	199 A Northern Colo.			58 77					
113 H Montana St.			62 73	69 H Tennessee			61 88					
288 H Eastern Wash.			75 58	136 A Portland			77 71					
128 H Idaho			74 53	246 H Grand Canyon			69 46					
161 A Southern Utah			58 71	280 A UC Irvine			70 61					

Non-Div I Games: Multnomah 104 48

Portland St.

Prairie View

Through Games Of Jan. 17, 2020

Average RPI Win:	0	WON-LOST	WINNING	LAST 10	STRENGTH OF	OPP. STRENGTH	TEAM	ADJ.	CONF.	ADJ CONF.
Average RPI Loss:	145	RECORD	PCT. RANK	GAMES	SCHEDULE	OF SCHEDULE	RPI	RPI	RPI	RPI
DIV. I ONLY	0- 12	347	0-10	102	170	309	309	31	31	
DIV. I NON-CONF.	0- 9	338	0-7	17	129	266	266	29	29	
TOTALS	RPI 1-25	RPI 26-50	W-L RECORDS	RPI 51-100	RPI 101-150	RPI 150+				
0- 12	0- 2	0- 1	OVERALL	0- 1	0- 3	0- 5				
0- 3	0- 0	0- 0	HOME	0- 0	0- 1	0- 2				
0- 7	0- 2	0- 1	AWAY	0- 1	0- 2	0- 1				
0- 2	0- 0	0- 0	NEUTRAL	0- 0	0- 0	0- 2				
0- 9	0- 2	0- 1	NON-CONFERENCE	0- 0	0- 3	0- 3				
0- 1	0- 0	0- 0	HOME	0- 0	0- 1	0- 0				
0- 6	0- 2	0- 1	AWAY	0- 0	0- 2	0- 1				
0- 2	0- 0	0- 0	NEUTRAL	0- 0	0- 0	0- 2				
0- 3	0- 0	0- 0	CONFERENCE	0- 1	0- 0	0- 2				
0- 2	0- 0	0- 0	HOME	0- 0	0- 0	0- 2				
0- 1	0- 0	0- 0	AWAY	0- 1	0- 0	0- 0				
0- 0	0- 0	0- 0	NEUTRAL	0- 0	0- 0	0- 0				

RPI 1-25				RPI 26-50				RPI 51-100				RPI 101+ Team's RPI: 309			
RPI	S	Opponent	Score	RPI	S	Opponent	Score	RPI	S	Opponent	Score	RPI	S	Opponent	Score
19	A	Texas A&M	38 80	43	A	Arizona	48 83	93	A	Texas Southern	65 88	132	A	Wisconsin	42 68
23	A	Oklahoma	48 94									135	A	Rice	55 77
												142	H	Florida	44 51
												180	N	Miami (OH)	52 65
												189	A	Texas Tech	48 82
												192	N	A&M-Corpus Christi	52 64
												264	H	Southern U.	48 68
												328	H	Alcorn	63 68
LAST 10 Division I															
				93	A	Texas Southern	65 88	135	A	Rice	55 77				
				264	H	Southern U.	48 68	142	H	Florida	44 51				
				328	H	Alcorn	63 68	19	A	Texas A&M	38 80				
				132	A	Wisconsin	42 68	43	A	Arizona	48 83				
				189	A	Texas Tech	48 82	192	N	A&M-Corpus Christi	52 64				

Non-Div I Games: Huston-Tillotson 79 60 Wiley 75 42 Tex. A&M-Kingsville85 55

Prairie View

Loss, Non-Conf, S Site, H Home A Away N Neutral

Presbyterian

Through Games Of Jan. 17, 2020

Average RPI Win:	275	WON-LOST	WINNING	LAST 10	STRENGTH OF	OPP. STRENGTH	TEAM	ADJ.	CONF.	ADJ CONF.
Average RPI Loss:	202	RECORD	PCT. RANK	GAMES	SCHEDULE	OF SCHEDULE	RPI	RPI	RPI	RPI
DIV. I ONLY	3- 10	299	2-8	222	339	292	292	27	27	
DIV. I NON-CONF.	2- 5	259	1-3	242	276	277	277	27	27	
TOTALS	RPI 1-25	RPI 26-50	W-L RECORDS	RPI 51-100	RPI 101-150	RPI 150+				
3- 10	0- 0	0- 1	OVERALL	0- 0	0- 2	3- 7				
1- 3	0- 0	0- 0	HOME	0- 0	0- 0	1- 3				
2- 7	0- 0	0- 1	AWAY	0- 0	0- 2	2- 4				
0- 0	0- 0	0- 0	NEUTRAL	0- 0	0- 0	0- 0				
2- 5	0- 0	0- 1	NON-CONFERENCE	0- 0	0- 2	2- 2				
1- 1	0- 0	0- 0	HOME	0- 0	0- 0	1- 1				
1- 4	0- 0	0- 1	AWAY	0- 0	0- 2	1- 1				
0- 0	0- 0	0- 0	NEUTRAL	0- 0	0- 0	0- 0				
1- 5	0- 0	0- 0	CONFERENCE	0- 0	0- 0	1- 5				
0- 2	0- 0	0- 0	HOME	0- 0	0- 0	0- 2				
1- 3	0- 0	0- 0	AWAY	0- 0	0- 0	1- 3				
0- 0	0- 0	0- 0	NEUTRAL	0- 0	0- 0	0- 0				

RPI 1-25			RPI 26-50			RPI 51-100			RPI 101+			Team's RPI: 292
RPI	S	Opponent	Score	RPI	S	Opponent	Score	RPI	S	Opponent	Score	
				32	A	West Virginia	40 56					
								126	A	Illinois	52 71	
								142	A	Florida	46 60	
								174	H	Hampton	42 71	
								219	H	UNCW	60 70	
								236	A	Gardner-Webb	56 53	
								238	A	UNC Asheville	39 54	
								242	H	Col. of Charleston	58 54	
								251	A	Winthrop	54 61	
								263	A	Radford	42 54	
								270	H	Longwood	60 71	
								308	A	Wofford	60 67	
								348	A	South Carolina St.	70 49	
LAST 10 Division I												
				236	A	Gardner-Webb	56 53					
				251	A	Winthrop	54 61					
				174	H	Hampton	42 71					
				270	H	Longwood	60 71					
				263	A	Radford	42 54					
				238	A	UNC Asheville	39 54					
				219	H	UNCW	60 70					
				126	A	Illinois	52 71					
				308	A	Wofford	60 67					
				242	H	Col. of Charleston	58 54					

Non-Div I Games: William Peace 72 35 Brevard 74 45

Presbyterian

Loss, Non-Conf, S Site, H Home A Away N Neutral

Average RPI Win:	168	WON-LOST	WINNING	LAST 10	STRENGTH OF	OPP. STRENGTH	TEAM	ADJ.	CONF.	ADJ CONF.
Average RPI Loss:	6	RECORD	PCT. RANK	GAMES	SCHEDULE	OF SCHEDULE	RPI	RPI	RPI	RPI
DIV. I ONLY	13- 1	10	9-1	94	110	20	20	8	8	
DIV. I NON-CONF.	12- 1	9	8-1	130	80	18	18	9	9	
TOTALS	RPI 1-25	RPI 26-50	W-L RECORDS	RPI 51-100	RPI 101-150	RPI 150+				
13- 1	0- 1	1- 0	OVERALL	4- 0	2- 0	6- 0				
7- 0	0- 0	1- 0	HOME	1- 0	0- 0	5- 0				
6- 1	0- 1	0- 0	AWAY	3- 0	2- 0	1- 0				
0- 0	0- 0	0- 0	NEUTRAL	0- 0	0- 0	0- 0				
12- 1	0- 1	1- 0	NON-CONFERENCE	4- 0	1- 0	6- 0				
7- 0	0- 0	1- 0	HOME	1- 0	0- 0	5- 0				
5- 1	0- 1	0- 0	AWAY	3- 0	1- 0	1- 0				
0- 0	0- 0	0- 0	NEUTRAL	0- 0	0- 0	0- 0				
1- 0	0- 0	0- 0	CONFERENCE	0- 0	1- 0	0- 0				
0- 0	0- 0	0- 0	HOME	0- 0	0- 0	0- 0				
1- 0	0- 0	0- 0	AWAY	0- 0	1- 0	0- 0				
0- 0	0- 0	0- 0	NEUTRAL	0- 0	0- 0	0- 0				

RPI 1-25				RPI 26-50				RPI 51-100				RPI 101+			
RPI	S	Opponent	Score	RPI	S	Opponent	Score	RPI	S	Opponent	Score	RPI	S	Opponent	Score
6	A	Iowa	75 77	38	H	FGCU	67 53	53	A	Seton Hall	78 76	122	A	Penn	75 55
								85	A	Marist	62 50	137	A	George Washington	75 50
								88	H	Rider	80 47	158	A	Missouri	68 33
								99	A	Saint Louis	66 50	205	H	Penn St.	72 55
												279	H	Monmouth	52 40
												291	H	New Hampshire	77 37
												296	H	St. Francis Brooklyn	76 44
												336	H	Hartford	73 42
LAST 10 Division I															
				122	A	Penn	75 55	336	H	Hartford	73 42				
				291	H	New Hampshire	77 37	85	A	Marist	62 50				
				99	A	Saint Louis	66 50	296	H	St. Francis Brooklyn	76 44				
				158	A	Missouri	68 33	279	H	Monmouth	52 40				
				205	H	Penn St.	72 55	6	A	Iowa	75 77				

Non-Div I Games:

Princeton

Providence

Through Games Of Jan. 17, 2020

Average RPI Win:	215	WON-LOST	WINNING	LAST 10	STRENGTH OF	OPP. STRENGTH	TEAM	ADJ.	CONF.	ADJ CONF.
Average RPI Loss:	80	RECORD	PCT. RANK	GAMES	SCHEDULE	OF SCHEDULE	RPI	RPI	RPI	RPI
DIV. I ONLY	9- 9	174	2-8	120	99	112	112	6	6	
DIV. I NON-CONF.	9- 3	64	2-2	187	227	66	66	6	6	
TOTALS	RPI 1-25	RPI 26-50	W-L RECORDS	RPI 51-100	RPI 101-150	RPI 150+				
9- 9	0- 2	0- 1	OVERALL	0- 4	3- 0	6- 2				
2- 2	0- 1	0- 1	HOME	0- 0	1- 0	1- 0				
5- 6	0- 1	0- 0	AWAY	0- 3	2- 0	3- 2				
2- 1	0- 0	0- 0	NEUTRAL	0- 1	0- 0	2- 0				
9- 3	0- 0	0- 0	NON-CONFERENCE	0- 2	3- 0	6- 1				
2- 0	0- 0	0- 0	HOME	0- 0	1- 0	1- 0				
5- 2	0- 0	0- 0	AWAY	0- 1	2- 0	3- 1				
2- 1	0- 0	0- 0	NEUTRAL	0- 1	0- 0	2- 0				
0- 6	0- 2	0- 1	CONFERENCE	0- 2	0- 0	0- 1				
0- 2	0- 1	0- 1	HOME	0- 0	0- 0	0- 0				
0- 4	0- 1	0- 0	AWAY	0- 2	0- 0	0- 1				
0- 0	0- 0	0- 0	NEUTRAL	0- 0	0- 0	0- 0				

RPI S Opponent	Score	RPI S Opponent	Score	RPI S Opponent	Score	RPI S Opponent	Score	Team's RPI: 112
12 H DePaul	67 80	34 H Marquette	50 60	52 A Yale	79 82	104 H Boston College	76 60	
22 A Creighton	63 72			54 A St. John's (NY)	58 64	111 A Utah	67 60	
				65 N Ball St.	51 52	120 A Massachusetts	72 63	
				77 A Villanova	49 51	170 N Rhode Island	58 51	
						172 A New Mexico	68 86	
						223 H UMass Lowell	63 38	
						234 A Georgetown	53 62	
						276 N LMU (CA)	48 45	
						279 A Monmouth	68 52	
						317 A Bryant	76 32	
						336 A Hartford	75 57	
LAST 10 Division I								
54 A St. John's (NY)	58 64	77 A Villanova	49 51					
22 A Creighton	63 72	276 N LMU (CA)	48 45					
34 H Marquette	50 60	65 N Ball St.	51 52					
12 H DePaul	67 80	172 A New Mexico	68 86					
234 A Georgetown	53 62	111 A Utah	67 60					

Non-Div I Games:

Providence

■ Loss,
 ■ Non-Conf,
 ■ S Site,
 ■ H Home
 ■ A Away
 N Neutral

Average RPI Win:	138	WON-LOST	WINNING	LAST 10	STRENGTH OF	OPP. STRENGTH	TEAM	ADJ.	CONF.	ADJ CONF.
Average RPI Loss:	16	RECORD	PCT. RANK	GAMES	SCHEDULE	OF SCHEDULE	RPI	RPI	RPI	RPI
DIV. I ONLY	12- 6	79	6-4	11	6	24	24	2	2	
DIV. I NON-CONF.	9- 3	64	3-1	46	16	21	21	2	2	
TOTALS	RPI 1-25	RPI 26-50	W-L RECORDS	RPI 51-100	RPI 101-150	RPI 150+				
12- 6	0- 5	4- 1	OVERALL	0- 0	3- 0	5- 0				
8- 1	0- 1	1- 0	HOME	0- 0	3- 0	4- 0				
2- 4	0- 3	1- 1	AWAY	0- 0	0- 0	1- 0				
2- 1	0- 1	2- 0	NEUTRAL	0- 0	0- 0	0- 0				
9- 3	0- 2	3- 1	NON-CONFERENCE	0- 0	1- 0	5- 0				
6- 0	0- 0	1- 0	HOME	0- 0	1- 0	4- 0				
1- 2	0- 1	0- 1	AWAY	0- 0	0- 0	1- 0				
2- 1	0- 1	2- 0	NEUTRAL	0- 0	0- 0	0- 0				
3- 3	0- 3	1- 0	CONFERENCE	0- 0	2- 0	0- 0				
2- 1	0- 1	0- 0	HOME	0- 0	2- 0	0- 0				
1- 2	0- 2	1- 0	AWAY	0- 0	0- 0	0- 0				
0- 0	0- 0	0- 0	NEUTRAL	0- 0	0- 0	0- 0				

RPI	S	Opponent	Score	RPI	S	Opponent	Score	RPI	S	Opponent	Score	RPI	S	Opponent	Score
2	A	South Carolina	49 85	30	N	Arizona St.	59 52					117	H	Kent St.	77 64
7	N	Gonzaga	50 63	31	N	Drake	67 47					126	H	Illinois	81 67
11	A	Indiana	48 66	35	A	Virginia Tech	54 67					132	H	Wisconsin	72 61
14	A	Northwestern	56 61	36	A	Ohio St.	66 50					203	H	Bowling Green	81 74
25	H	Rutgers	53 59	44	H	Western Ky.	67 50					212	H	Northern Ill.	68 63
												215	A	Chattanooga	66 34
												225	H	Western Ill.	66 59
												281	H	Milwaukee	68 55
LAST 10 Division I															
126	H	Illinois	81 67	36	A	Ohio St.	66 50								
14	A	Northwestern	56 61	203	H	Bowling Green	81 74								
11	A	Indiana	48 66	44	H	Western Ky.	67 50								
25	H	Rutgers	53 59	2	A	South Carolina	49 85								
132	H	Wisconsin	72 61	117	H	Kent St.	77 64								

Non-Div I Games:

Purdue

■ Loss,
 ■ Non-Conf, S Site,
 ■ Home
 ■ Away
 N Neutral

Average RPI Win:	332	WON-LOST	WINNING	LAST 10	STRENGTH OF	OPP. STRENGTH	TEAM	ADJ.	CONF.	ADJ CONF.
Average RPI Loss:	167	RECORD	PCT. RANK	GAMES	SCHEDULE	OF SCHEDULE	RPI	RPI	RPI	RPI
DIV. I ONLY	2- 14	331	1-9	192	297	324	324	18	18	
DIV. I NON-CONF.	2- 9	304	1-4	266	309	330	330	19	19	
TOTALS	RPI 1-25	RPI 26-50	W-L RECORDS	RPI 51-100	RPI 101-150	RPI 150+				
2- 14	0- 0	0- 1	OVERALL	0- 2	0- 2	2- 9				
2- 5	0- 0	0- 1	HOME	0- 2	0- 0	2- 2				
0- 6	0- 0	0- 0	AWAY	0- 0	0- 1	0- 5				
0- 3	0- 0	0- 0	NEUTRAL	0- 0	0- 1	0- 2				
2- 9	0- 0	0- 0	NON-CONFERENCE	0- 1	0- 2	2- 6				
2- 2	0- 0	0- 0	HOME	0- 1	0- 0	2- 1				
0- 4	0- 0	0- 0	AWAY	0- 0	0- 1	0- 3				
0- 3	0- 0	0- 0	NEUTRAL	0- 0	0- 1	0- 2				
0- 5	0- 0	0- 1	CONFERENCE	0- 1	0- 0	0- 3				
0- 3	0- 0	0- 1	HOME	0- 1	0- 0	0- 1				
0- 2	0- 0	0- 0	AWAY	0- 0	0- 0	0- 2				
0- 0	0- 0	0- 0	NEUTRAL	0- 0	0- 0	0- 0				

RPI S	Opponent	Score	RPI S	Opponent	Score	RPI S	Opponent	Score	RPI S	Opponent	Score	Team's RPI: 324
49	H South Dakota	41 62	65	H Ball St.	52 83	117	N Kent St.	67 75				
			84	H South Dakota St.	69 100	121	A Butler	58 85				
						154	A North Dakota	85 91				
						163	H Southeast Mo. St.	48 58				
						175	A Akron	53 64				
						177	A Eastern Mich.	40 64				
						189	N Texas Tech	48 82				
						225	A Western Ill.	68 79				
						227	H Oral Roberts	73 79				
						279	N Monmouth	46 60				
						310	A SIUE	53 57				
						325	H Evansville	67 64				
						338	H UIC	61 50				
LAST 10 Division I												
227	H Oral Roberts	73 79	121	A Butler	58 85							
84	H South Dakota St.	69 100	325	H Evansville	67 64							
225	A Western Ill.	68 79	177	A Eastern Mich.	40 64							
154	A North Dakota	85 91	310	A SIUE	53 57							
49	H South Dakota	41 62	279	N Monmouth	46 60							

Non-Div I Games: Heidelberg 82 55 Purdue Northwest 73 50

Purdue Fort Wayne

Loss, Non-Conf, S Site, H Home A Away N Neutral

Quinnipiac

Through Games Of Jan. 17, 2020

Average RPI Win:	230	WON-LOST	WINNING	LAST 10	STRENGTH OF	OPP. STRENGTH	TEAM	ADJ.	CONF.	ADJ CONF.
Average RPI Loss:	98	RECORD	PCT. RANK	GAMES	SCHEDULE	OF SCHEDULE	RPI	RPI	RPI	RPI
DIV. I ONLY	6- 8	212	5-5	150	148	200	200	24	24	
DIV. I NON-CONF.	3- 6	235	2-3	68	81	181	181	25	25	
TOTALS	RPI 1-25	RPI 26-50	W-L RECORDS	RPI 51-100	RPI 101-150	RPI 150+				
6- 8	0- 1	0- 0	OVERALL	1- 4	0- 2	5- 1				
4- 4	0- 0	0- 0	HOME	1- 1	0- 2	3- 1				
2- 4	0- 1	0- 0	AWAY	0- 3	0- 0	2- 0				
0- 0	0- 0	0- 0	NEUTRAL	0- 0	0- 0	0- 0				
3- 6	0- 1	0- 0	NON-CONFERENCE	1- 3	0- 2	2- 0				
2- 3	0- 0	0- 0	HOME	1- 1	0- 2	1- 0				
1- 3	0- 1	0- 0	AWAY	0- 2	0- 0	1- 0				
0- 0	0- 0	0- 0	NEUTRAL	0- 0	0- 0	0- 0				
3- 2	0- 0	0- 0	CONFERENCE	0- 1	0- 0	3- 1				
2- 1	0- 0	0- 0	HOME	0- 0	0- 0	2- 1				
1- 1	0- 0	0- 0	AWAY	0- 1	0- 0	1- 0				
0- 0	0- 0	0- 0	NEUTRAL	0- 0	0- 0	0- 0				

RPI	S	Opponent	Score	RPI	S	Opponent	Score	RPI	S	Opponent	Score	RPI	S	Opponent	Score	Team's RPI: 200
21	A	Maryland	52 107					52	A	Yale	59 63	137	H	George Washington	67 78	
								64	H	Bucknell	76 69	143	H	Harvard	68 77	
								68	A	UCF	58 80	170	H	Rhode Island	75 63	
								83	H	Drexel	62 66	190	H	Iona	71 75	
								88	A	Rider	59 75	217	H	Manhattan	70 58	
												279	H	Monmouth	60 53	
												316	A	Siena	66 52	
												336	A	Hartford	87 50	
LAST 10 Division I																
279	H	Monmouth	60 53	336	A	Hartford	87 50	170	H	Rhode Island	75 63	68	A	UCF	58 80	
217	H	Manhattan	70 58	137	H	George Washington	67 78	143	H	Harvard	68 77					
88	A	Rider	59 75													
316	A	Siena	66 52													
190	H	Iona	71 75													

Non-Div I Games:

Quinnipiac

Average RPI Win:	292	WON-LOST	WINNING	LAST 10	STRENGTH OF	OPP. STRENGTH	TEAM	ADJ.	CONF.	ADJ CONF.
Average RPI Loss:	155	RECORD	PCT. RANK	GAMES	SCHEDULE	OF SCHEDULE	RPI	RPI	RPI	RPI
DIV. I ONLY	5- 10	253	3-7	269	213	263	263	27	27	
DIV. I NON-CONF.	2- 7	288	0-4	226	74	252	252	27	27	
TOTALS	RPI 1-25	RPI 26-50	W-L RECORDS	RPI 51-100	RPI 101-150	RPI 150+				
5- 10	0- 0	0- 2	OVERALL	0- 2	0- 0	5- 6				
2- 3	0- 0	0- 0	HOME	0- 0	0- 0	2- 3				
3- 7	0- 0	0- 2	AWAY	0- 2	0- 0	3- 3				
0- 0	0- 0	0- 0	NEUTRAL	0- 0	0- 0	0- 0				
2- 7	0- 0	0- 2	NON-CONFERENCE	0- 2	0- 0	2- 3				
0- 2	0- 0	0- 0	HOME	0- 0	0- 0	0- 2				
2- 5	0- 0	0- 2	AWAY	0- 2	0- 0	2- 1				
0- 0	0- 0	0- 0	NEUTRAL	0- 0	0- 0	0- 0				
3- 3	0- 0	0- 0	CONFERENCE	0- 0	0- 0	3- 3				
2- 1	0- 0	0- 0	HOME	0- 0	0- 0	2- 1				
1- 2	0- 0	0- 0	AWAY	0- 0	0- 0	1- 2				
0- 0	0- 0	0- 0	NEUTRAL	0- 0	0- 0	0- 0				

RPI 1-25				RPI 26-50				RPI 51-100				RPI 101+				Team's RPI: 263	
RPI	S	Opponent	Score	RPI	S	Opponent	Score	RPI	S	Opponent	Score	RPI	S	Opponent	Score		
				32	A	West Virginia	37 74	58	A	Vanderbilt	46 80	174	A	Hampton	48 51		
				36	A	Ohio St.	57 70	70	A	Alabama	51 85	194	H	American	55 59		
												208	H	Mt. St. Mary's	58 75		
												210	A	ETSU	67 43		
												238	H	UNC Asheville	50 63		
												269	A	High Point	58 68		
												270	A	Longwood	62 61		
												272	A	Morehead St.	62 73		
												292	H	Presbyterian	54 42		
												339	H	Charleston So.	72 35		
												348	A	South Carolina St.	60 45		
LAST 10 Division I																	
				270	A	Longwood	62 61	292	H	Presbyterian	54 42						
				238	H	UNC Asheville	50 63	70	A	Alabama	51 85						
				174	A	Hampton	48 51	194	H	American	55 59						
				269	A	High Point	58 68	36	A	Ohio St.	57 70						
				339	H	Charleston So.	72 35	272	A	Morehead St.	62 73						

Non-Div I Games:

Radford

■ Loss,
 ■ Non-Conf,
 ■ S Site,
 ■ H Home
 ■ A Away
 N Neutral

Rhode Island

Through Games Of Jan. 17, 2020

Average RPI Win:	223	WON-LOST	WINNING	LAST 10	STRENGTH OF	OPP. STRENGTH	TEAM	ADJ.	CONF.	ADJ CONF.
Average RPI Loss:	134	RECORD	PCT. RANK	GAMES	SCHEDULE	OF SCHEDULE	RPI	RPI	RPI	RPI
DIV. I ONLY	9- 7	143	5-5	217	239	170	170	12	12	
DIV. I NON-CONF.	7- 5	130	3-3	239	318	167	167	12	12	
TOTALS	RPI 1-25	RPI 26-50	W-L RECORDS	RPI 51-100	RPI 101-150	RPI 150+				
9- 7	0- 0	0- 0	OVERALL	0- 1	2- 4	7- 2				
6- 1	0- 0	0- 0	HOME	0- 0	2- 1	4- 0				
2- 5	0- 0	0- 0	AWAY	0- 1	0- 2	2- 2				
1- 1	0- 0	0- 0	NEUTRAL	0- 0	0- 1	1- 0				
7- 5	0- 0	0- 0	NON-CONFERENCE	0- 0	1- 3	6- 2				
5- 0	0- 0	0- 0	HOME	0- 0	1- 0	4- 0				
1- 4	0- 0	0- 0	AWAY	0- 0	0- 2	1- 2				
1- 1	0- 0	0- 0	NEUTRAL	0- 0	0- 1	1- 0				
2- 2	0- 0	0- 0	CONFERENCE	0- 1	1- 1	1- 0				
1- 1	0- 0	0- 0	HOME	0- 0	1- 1	0- 0				
1- 1	0- 0	0- 0	AWAY	0- 1	0- 0	1- 0				
0- 0	0- 0	0- 0	NEUTRAL	0- 0	0- 0	0- 0				

RPI 1-25			RPI 26-50			RPI 51-100			RPI 101+ Team's RPI: 170		
RPI	S	Opponent	Score	RPI	S	Opponent	Score	RPI	S	Opponent	Score
						94 A Davidson	67 79	104 A Boston College		55 66	
								112 N Providence		51 58	
								125 H Richmond		76 70	
								130 H VCU		54 75	
								141 H Holy Cross		73 58	
								143 A Harvard		58 61	
								154 A North Dakota		61 67	
								156 H Robert Morris		71 59	
								164 A Saint Joseph's		49 47	
								200 A Quinnipiac		63 75	
								229 N Brown		89 44	
								252 H Vermont		77 74	
								259 H Fairfield		74 41	
								336 A Hartford		68 56	
								347 H LIU Brooklyn		79 56	
LAST 10 Division I											
164 A Saint Joseph's			49 47	200 A Quinnipiac			63 75				
94 A Davidson			67 79	156 H Robert Morris			71 59				
125 H Richmond			76 70	112 N Providence			51 58				
130 H VCU			54 75	229 N Brown			89 44				
143 A Harvard			58 61	141 H Holy Cross			73 58				

Non-Div I Games:

Rhode Island

■ Loss,
 ■ Non-Conf,
 S Site,
 ■ Home
 ■ Away
 N Neutral

Average RPI Win:	240	WON-LOST	WINNING	LAST 10	STRENGTH OF	OPP. STRENGTH	TEAM	ADJ.	CONF.	ADJ CONF.
Average RPI Loss:	69	RECORD	PCT. RANK	GAMES	SCHEDULE	OF SCHEDULE	RPI	RPI	RPI	RPI
DIV. I ONLY	10- 6	101	7-3	218	103	135	135	13	13	
DIV. I NON-CONF.	5- 6	187	2-3	238	31	210	210	14	14	
TOTALS	RPI 1-25	RPI 26-50	W-L RECORDS	RPI 51-100	RPI 101-150	RPI 150+				
10- 6	0- 1	1- 3	OVERALL	0- 1	0- 0	9- 1				
7- 1	0- 1	1- 0	HOME	0- 0	0- 0	6- 0				
3- 3	0- 0	0- 1	AWAY	0- 1	0- 0	3- 1				
0- 2	0- 0	0- 2	NEUTRAL	0- 0	0- 0	0- 0				
5- 6	0- 1	0- 3	NON-CONFERENCE	0- 1	0- 0	5- 1				
4- 1	0- 1	0- 0	HOME	0- 0	0- 0	4- 0				
1- 3	0- 0	0- 1	AWAY	0- 1	0- 0	1- 1				
0- 2	0- 0	0- 2	NEUTRAL	0- 0	0- 0	0- 0				
5- 0	0- 0	1- 0	CONFERENCE	0- 0	0- 0	4- 0				
3- 0	0- 0	1- 0	HOME	0- 0	0- 0	2- 0				
2- 0	0- 0	0- 0	AWAY	0- 0	0- 0	2- 0				
0- 0	0- 0	0- 0	NEUTRAL	0- 0	0- 0	0- 0				

RPI 1-25				RPI 26-50				RPI 51-100				RPI 101+				Team's RPI: 135	
RPI	S	Opponent	Score	RPI	S	Opponent	Score	RPI	S	Opponent	Score	RPI	S	Opponent	Score		
19	H	Texas A&M	61 62	26	N	Georgia Tech	52 54	93	A	Texas Southern	56 63	191	A	Fla. Atlantic	78 69		
				35	N	Virginia Tech	45 54					204	A	SMU	43 55		
				39	A	Oklahoma St.	38 69					207	H	Little Rock	66 40		
				44	H	Western Ky.	73 65					214	H	Northern Ariz.	71 57		
												237	H	Louisiana Tech	60 47		
												274	H	Marshall	81 43		
												294	H	Nicholls St.	71 47		
												309	H	Prairie View	77 55		
												314	A	FIU	68 47		
												318	A	McNeese	81 50		
LAST 10 Division I																	
				237	H	Louisiana Tech	60 47	26	N	Georgia Tech	52 54						
				314	A	FIU	68 47	35	N	Virginia Tech	45 54						
				191	A	Fla. Atlantic	78 69	309	H	Prairie View	77 55						
				44	H	Western Ky.	73 65	93	A	Texas Southern	56 63						
				274	H	Marshall	81 43	214	H	Northern Ariz.	71 57						

Non-Div I Games:

Rice

■ Loss,
 ■ Non-Conf,
 ■ S Site,
 ■ H Home
 ■ A Away
 N Neutral

Average RPI Win: 179	WON-LOST	WINNING	LAST 10	STRENGTH OF	OPP. STRENGTH	TEAM	ADJ.	CONF.	ADJ CONF.
Average RPI Loss: 120	RECORD	PCT. RANK	GAMES	SCHEDULE	OF SCHEDULE	RPI	RPI	RPI	RPI
DIV. I ONLY	7- 11	236	2-8	46	219	125	125	12	12
DIV. I NON-CONF.	7- 7	164	2-4	26	265	78	78	12	12

TOTALS	RPI 1-25	RPI 26-50	W-L RECORDS	RPI 51-100	RPI 101-150	RPI 150+			
7- 11	0- 0	0- 2	OVERALL	0- 3	3- 2	4- 4			
3- 2	0- 0	0- 0	HOME	0- 1	1- 1	2- 0			
4- 6	0- 0	0- 2	AWAY	0- 1	2- 1	2- 2			
0- 3	0- 0	0- 0	NEUTRAL	0- 1	0- 0	0- 2			
7- 7	0- 0	0- 2	NON-CONFERENCE	0- 2	3- 1	4- 2			
3- 1	0- 0	0- 0	HOME	0- 0	1- 1	2- 0			
4- 3	0- 0	0- 2	AWAY	0- 1	2- 0	2- 0			
0- 3	0- 0	0- 0	NEUTRAL	0- 1	0- 0	0- 2			
0- 4	0- 0	0- 0	CONFERENCE	0- 1	0- 1	0- 2			
0- 1	0- 0	0- 0	HOME	0- 1	0- 0	0- 0			
0- 3	0- 0	0- 0	AWAY	0- 0	0- 1	0- 2			
0- 0	0- 0	0- 0	NEUTRAL	0- 0	0- 0	0- 0			

RPI 1-25				RPI 26-50				RPI 51-100				RPI 101+				Team's RPI: 125	
RPI	S	Opponent	Score	RPI	S	Opponent	Score	RPI	S	Opponent	Score	RPI	S	Opponent	Score		
				37	A	Old Dominion	51 73	82	N	Bradley	57 61	108	A	UNC Greensboro	70 62		
				48	A	Charlotte	59 78	83	A	Drexel	52 58	110	A	Coastal Caro.	79 67		
								100	H	Dayton	51 65	123	H	Furman	69 70		
												130	A	VCU	50 53		
												145	H	William & Mary	76 73		
												160	H	Norfolk St.	77 69		
												164	A	Saint Joseph's	56 67		
												170	A	Rhode Island	70 76		
												174	N	Hampton	65 69		
												191	H	Fla. Atlantic	57 55		
												208	N	Mt. St. Mary's	67 75		
												234	A	Georgetown	51 49		
												302	A	UMES	64 52		
LAST 10 Division I																	
				130	A	VCU	50 53	174	N	Hampton	65 69						
				100	H	Dayton	51 65	208	N	Mt. St. Mary's	67 75						
				170	A	Rhode Island	70 76	37	A	Old Dominion	51 73						
				164	A	Saint Joseph's	56 67	123	H	Furman	69 70						
				160	H	Norfolk St.	77 69	302	A	UMES	64 52						

Non-Div I Games:

Richmond

■ Loss,
■ Non-Conf,
■ S Site,
■ H Home
■ A Away
N Neutral

Average RPI Win:	214	WON-LOST	WINNING	LAST 10	STRENGTH OF	OPP. STRENGTH	TEAM	ADJ.	CONF.	ADJ CONF.
Average RPI Loss:	59	RECORD	PCT. RANK	GAMES	SCHEDULE	OF SCHEDULE	RPI	RPI	RPI	RPI
DIV. I ONLY	11- 2	23	9-1	315	42	88	88	24	24	
DIV. I NON-CONF.	7- 2	56	5-1	333	18	129	129	25	25	
TOTALS	RPI 1-25	RPI 26-50	W-L RECORDS	RPI 51-100	RPI 101-150	RPI 150+				
11- 2	0- 1	0- 0	OVERALL	1- 1	0- 0	10- 0				
5- 0	0- 0	0- 0	HOME	0- 0	0- 0	5- 0				
5- 1	0- 1	0- 0	AWAY	1- 0	0- 0	4- 0				
1- 1	0- 0	0- 0	NEUTRAL	0- 1	0- 0	1- 0				
7- 2	0- 1	0- 0	NON-CONFERENCE	0- 1	0- 0	7- 0				
3- 0	0- 0	0- 0	HOME	0- 0	0- 0	3- 0				
3- 1	0- 1	0- 0	AWAY	0- 0	0- 0	3- 0				
1- 1	0- 0	0- 0	NEUTRAL	0- 1	0- 0	1- 0				
4- 0	0- 0	0- 0	CONFERENCE	1- 0	0- 0	3- 0				
2- 0	0- 0	0- 0	HOME	0- 0	0- 0	2- 0				
2- 0	0- 0	0- 0	AWAY	1- 0	0- 0	1- 0				
0- 0	0- 0	0- 0	NEUTRAL	0- 0	0- 0	0- 0				

RPI 1-25				RPI 26-50				RPI 51-100 Team's RPI: 88				RPI 101+			
RPI	S	Opponent	Score	RPI	S	Opponent	Score	RPI	S	Opponent	Score	RPI	S	Opponent	Score
20	A	Princeton	47 80					85	A	Marist	76 72	190	A	Iona	81 37
								98	N	North Florida	70 80	198	H	La Salle	70 43
												200	H	Quinnipiac	75 59
												205	A	Penn St.	78 70
												216	H	Xavier	64 57
												228	H	Niagara	79 75
												234	A	Georgetown	65 64
												256	A	Delaware St.	71 69
												262	N	Lipscomb	81 76
												282	H	Wagner	77 63
LAST 10 Division I															
				85	A	Marist	76 72	282	H	Wagner	77 63				
				200	H	Quinnipiac	75 59	234	A	Georgetown	65 64				
				190	A	Iona	81 37	198	H	La Salle	70 43				
				228	H	Niagara	79 75	98	N	North Florida	70 80				
				256	A	Delaware St.	71 69	262	N	Lipscomb	81 76				

Non-Div I Games:

Rider

Robert Morris

Through Games Of Jan. 17, 2020

Average RPI Win:	231	WON-LOST	WINNING	LAST 10	STRENGTH OF	OPP. STRENGTH	TEAM	ADJ.	CONF.	ADJ CONF.
Average RPI Loss:	128	RECORD	PCT. RANK	GAMES	SCHEDULE	OF SCHEDULE	RPI	RPI	RPI	RPI
DIV. I ONLY	8- 6	136	6-4	239	166	156	156	29	29	
DIV. I NON-CONF.	4- 6	212	2-4	133	147	169	169	30	30	
TOTALS	RPI 1-25	RPI 26-50	W-L RECORDS	RPI 51-100	RPI 101-150	RPI 150+				
8- 6	0- 0	0- 2	OVERALL	0- 0	0- 1	8- 3				
4- 2	0- 0	0- 0	HOME	0- 0	0- 0	4- 2				
4- 4	0- 0	0- 2	AWAY	0- 0	0- 1	4- 1				
0- 0	0- 0	0- 0	NEUTRAL	0- 0	0- 0	0- 0				
4- 6	0- 0	0- 2	NON-CONFERENCE	0- 0	0- 1	4- 3				
2- 2	0- 0	0- 0	HOME	0- 0	0- 0	2- 2				
2- 4	0- 0	0- 2	AWAY	0- 0	0- 1	2- 1				
0- 0	0- 0	0- 0	NEUTRAL	0- 0	0- 0	0- 0				
4- 0	0- 0	0- 0	CONFERENCE	0- 0	0- 0	4- 0				
2- 0	0- 0	0- 0	HOME	0- 0	0- 0	2- 0				
2- 0	0- 0	0- 0	AWAY	0- 0	0- 0	2- 0				
0- 0	0- 0	0- 0	NEUTRAL	0- 0	0- 0	0- 0				

RPI 1-25			RPI 26-50			RPI 51-100			RPI 101+			Team's RPI: 156
RPI	S	Opponent	Score	RPI	S	Opponent	Score	RPI	S	Opponent	Score	
29	A	TCU	61 66	41	A	James Madison	32 59	117	A	Kent St.	81 82	
								160	A	Norfolk St.	69 62	
								165	H	Columbia	59 61	
								170	A	Rhode Island	59 71	
								171	H	Youngstown St.	58 43	
								181	A	Merrimack	68 62	
								198	A	La Salle	71 68	
								216	H	Xavier	71 57	
								248	H	Delaware	62 73	
								282	H	Wagner	51 47	
								296	H	St. Francis Brooklyn	69 44	
								342	A	Central Conn. St.	86 56	
LAST 10 Division I												
296	H	St. Francis Brooklyn	69 44	160	A	Norfolk St.	69 62					
282	H	Wagner	51 47	170	A	Rhode Island	59 71					
181	A	Merrimack	68 62	248	H	Delaware	62 73					
342	A	Central Conn. St.	86 56	216	H	Xavier	71 57					
41	A	James Madison	32 59	117	A	Kent St.	81 82					

Non-Div I Games: Pitt.-Johnstown 63 30

Robert Morris

■ Loss,
 ■ Non-Conf,
 ■ S Site,
 ■ H Home
 ■ A Away
 N Neutral

Average RPI Win:	157	WON-LOST	WINNING	LAST 10	STRENGTH OF	OPP. STRENGTH	TEAM	ADJ.	CONF.	ADJ CONF.
Average RPI Loss:	22	RECORD	PCT. RANK	GAMES	SCHEDULE	OF SCHEDULE	RPI	RPI	RPI	RPI
DIV. I ONLY	15- 2	13	9-1	107	47	25	25	2	2	
DIV. I NON-CONF.	10- 1	19	4-0	211	71	39	39	2	2	
TOTALS	RPI 1-25	RPI 26-50	W-L RECORDS	RPI 51-100	RPI 101-150	RPI 150+				
15- 2	1- 1	2- 1	OVERALL	2- 0	3- 0	7- 0				
8- 1	0- 1	1- 0	HOME	1- 0	1- 0	5- 0				
5- 1	1- 0	0- 1	AWAY	0- 0	2- 0	2- 0				
2- 0	0- 0	1- 0	NEUTRAL	1- 0	0- 0	0- 0				
10- 1	0- 0	2- 1	NON-CONFERENCE	1- 0	1- 0	6- 0				
7- 0	0- 0	1- 0	HOME	0- 0	1- 0	5- 0				
1- 1	0- 0	0- 1	AWAY	0- 0	0- 0	1- 0				
2- 0	0- 0	1- 0	NEUTRAL	1- 0	0- 0	0- 0				
5- 1	1- 1	0- 0	CONFERENCE	1- 0	2- 0	1- 0				
1- 1	0- 1	0- 0	HOME	1- 0	0- 0	0- 0				
4- 0	1- 0	0- 0	AWAY	0- 0	2- 0	1- 0				
0- 0	0- 0	0- 0	NEUTRAL	0- 0	0- 0	0- 0				

RPI	S	Opponent	Score	RPI	S	Opponent	Score	RPI	S	Opponent	Score	RPI	S	Opponent	Score
11	H	Indiana	56 66	26	N	Georgia Tech	46 43	58	N	Vanderbilt	62 56	126	A	Illinois	75 51
24	A	Purdue	59 53	28	H	Virginia	73 63	59	H	Nebraska	69 65	132	A	Wisconsin	64 61
				33	A	LSU	58 64					143	H	Harvard	74 46
												185	H	Towson	67 53
												205	A	Penn St.	62 57
												228	H	Niagara	87 37
												255	A	South Alabama	77 56
												264	H	Southern U.	78 58
												274	H	Marshall	66 41
												343	H	Coppin St.	107 33
LAST 10 Division I															
205	A	Penn St.	62 57	132	A	Wisconsin	64 61								
59	H	Nebraska	69 65	274	H	Marshall	66 41								
126	A	Illinois	75 51	264	H	Southern U.	78 58								
24	A	Purdue	59 53	185	H	Towson	67 53								
11	H	Indiana	56 66	28	H	Virginia	73 63								

Non-Div I Games:

Rutgers

SFA				STRENGTH OF SCHEDULE	OPP. STRENGTH OF SCHEDULE	TEAM RPI	ADJ. RPI	CONF. RPI	ADJ CONF. RPI
Average RPI Win:	269	WON-LOST RECORD	WINNING PCT. RANK						
Average RPI Loss:	68		LAST 10 GAMES						
DIV. I ONLY	9- 3	50	7-3	322	176	148	148	25	25
DIV. I NON-CONF.	4- 2	90	2-2	261	168	133	133	23	23
TOTALS	RPI 1-25	RPI 26-50	W-L RECORDS	RPI 51-100	RPI 101-150	RPI 150+			
9- 3	0- 1	0- 0	OVERALL	0- 1	0- 1	9- 0			
4- 1	0- 0	0- 0	HOME	0- 1	0- 0	4- 0			
4- 2	0- 1	0- 0	AWAY	0- 0	0- 1	4- 0			
1- 0	0- 0	0- 0	NEUTRAL	0- 0	0- 0	1- 0			
4- 2	0- 1	0- 0	NON-CONFERENCE	0- 1	0- 0	4- 0			
1- 1	0- 0	0- 0	HOME	0- 1	0- 0	1- 0			
2- 1	0- 1	0- 0	AWAY	0- 0	0- 0	2- 0			
1- 0	0- 0	0- 0	NEUTRAL	0- 0	0- 0	1- 0			
5- 1	0- 0	0- 0	CONFERENCE	0- 0	0- 1	5- 0			
3- 0	0- 0	0- 0	HOME	0- 0	0- 0	3- 0			
2- 1	0- 0	0- 0	AWAY	0- 0	0- 1	2- 0			
0- 0	0- 0	0- 0	NEUTRAL	0- 0	0- 0	0- 0			

RPI 1-25				RPI 26-50				RPI 51-100				RPI 101+ Team's RPI: 148			
RPI	S	Opponent	Score	RPI	S	Opponent	Score	RPI	S	Opponent	Score	RPI	S	Opponent	Score
23	A	Oklahoma	62 75					68	H	UCF	57 63	114	A	New Orleans	50 53
												192	A	A&M-Corpus Christi	66 44
												220	A	Tulsa	67 63
												239	H	Central Ark.	102 41
												261	H	Southeastern La.	77 51
												266	N	UC Santa Barbara	67 56
												297	A	Nevada	80 65
												300	A	Houston Baptist	59 42
												318	H	McNeese	82 51
												328	H	Alcorn	67 62
LAST 10 Division I															
239	H	Central Ark.	102 41	300	A	Houston Baptist	59 42								
192	A	A&M-Corpus Christi	66 44	297	A	Nevada	80 65								
114	A	New Orleans	50 53	266	N	UC Santa Barbara	67 56								
261	H	Southeastern La.	77 51	23	A	Oklahoma	62 75								
318	H	McNeese	82 51	68	H	UCF	57 63								

Non-Div I Games: LSU-Shreveport 75 32 Our Lady of the Lak87 75 Cent. Christian (KS104 46

SFA

Loss, Non-Conf, S Site, H Home A Away N Neutral

S
I
U
ES
I
U
E

65 70

Page 244

■ Loss, ■ Non-Conf, S Site, H Home A Away N Neutral

SMU				STRENGTH OF SCHEDULE	OPP. STRENGTH OF SCHEDULE	TEAM RPI	ADJ. RPI	CONF. RPI	ADJ CONF. RPI
Average RPI Win:	225	WON-LOST RECORD	WINNING PCT. RANK						
Average RPI Loss:	107		LAST 10 GAMES						
DIV. I ONLY	7- 9	205	4-6	124	127	204	204	9	9
DIV. I NON-CONF.	6- 6	164	3-3	153	236	212	212	8	8

TOTALS	RPI 1-25	RPI 26-50	W-L RECORDS	RPI 51-100	RPI 101-150	RPI 150+			
7- 9	0- 1	0- 2	OVERALL	0- 1	1- 3	6- 2			
5- 6	0- 1	0- 1	HOME	0- 0	1- 2	4- 2			
1- 3	0- 0	0- 1	AWAY	0- 1	0- 1	1- 0			
1- 0	0- 0	0- 0	NEUTRAL	0- 0	0- 0	1- 0			
6- 6	0- 0	0- 1	NON-CONFERENCE	0- 1	1- 2	5- 2			
5- 4	0- 0	0- 1	HOME	0- 0	1- 1	4- 2			
0- 2	0- 0	0- 0	AWAY	0- 1	0- 1	0- 0			
1- 0	0- 0	0- 0	NEUTRAL	0- 0	0- 0	1- 0			
1- 3	0- 1	0- 1	CONFERENCE	0- 0	0- 1	1- 0			
0- 2	0- 1	0- 0	HOME	0- 0	0- 1	0- 0			
1- 1	0- 0	0- 1	AWAY	0- 0	0- 0	1- 0			
0- 0	0- 0	0- 0	NEUTRAL	0- 0	0- 0	0- 0			

RPI 1-25				RPI 26-50				RPI 51-100				RPI 101+ Team's RPI: 204			
RPI	S	Opponent	Score	RPI	S	Opponent	Score	RPI	S	Opponent	Score	RPI	S	Opponent	Score
3	H	UConn	42 80	29	H	TCU	56 57	90	A	Pacific	49 77	107	A	UT Arlington	46 51
				50	A	Temple	62 85					135	H	Rice	55 43
												139	H	Wright St.	61 69
												140	H	Tulane	66 67
												154	H	North Dakota	66 51
												199	H	Northern Colo.	52 61
												202	H	George Mason	58 59
												206	H	UTEP	60 56
												235	N	CSUN	68 58
												249	A	East Carolina	55 47
												280	H	UC Irvine	59 56
												318	H	McNeese	81 60

LAST 10 Division I															
140	H	Tulane	66 67	280	H	UC Irvine	59 56								
50	A	Temple	62 85	107	A	UT Arlington	46 51								
249	A	East Carolina	55 47	206	H	UTEP	60 56								
3	H	UConn	42 80	154	H	North Dakota	66 51								
202	H	George Mason	58 59	139	H	Wright St.	61 69								

Non-Div I Games:

SMU

■ Loss,
 ■ Non-Conf,
 S Site,
 ■ Home
 ■ Away
 N Neutral

Sacramento St.

Through Games Of Jan. 17, 2020

Average RPI Win:	304	WON-LOST	WINNING	LAST 10	STRENGTH OF	OPP. STRENGTH	TEAM	ADJ.	CONF.	ADJ CONF.
Average RPI Loss:	216	RECORD	PCT. RANK	GAMES	SCHEDULE	OF SCHEDULE	RPI	RPI	RPI	RPI
DIV. I ONLY	1- 12	338	1-9	324	284	345	345	21	21	
DIV. I NON-CONF.	0- 7	338	0-4	328	308	351	351	17	17	
TOTALS	RPI 1-25	RPI 26-50	W-L RECORDS	RPI 51-100	RPI 101-150	RPI 150+				
1- 12	0- 0	0- 1	OVERALL	0- 0	0- 1	1- 10				
0- 4	0- 0	0- 1	HOME	0- 0	0- 1	0- 2				
1- 8	0- 0	0- 0	AWAY	0- 0	0- 0	1- 8				
0- 0	0- 0	0- 0	NEUTRAL	0- 0	0- 0	0- 0				
0- 7	0- 0	0- 1	NON-CONFERENCE	0- 0	0- 0	0- 6				
0- 1	0- 0	0- 1	HOME	0- 0	0- 0	0- 0				
0- 6	0- 0	0- 0	AWAY	0- 0	0- 0	0- 6				
0- 0	0- 0	0- 0	NEUTRAL	0- 0	0- 0	0- 0				
1- 5	0- 0	0- 0	CONFERENCE	0- 0	0- 1	1- 4				
0- 3	0- 0	0- 0	HOME	0- 0	0- 1	0- 2				
1- 2	0- 0	0- 0	AWAY	0- 0	0- 0	1- 2				
0- 0	0- 0	0- 0	NEUTRAL	0- 0	0- 0	0- 0				

RPI 1-25			RPI 26-50			RPI 51-100			RPI 101+			Team's RPI: 345
RPI	S	Opponent	Score	RPI	S	Opponent	Score	RPI	S	Opponent	Score	
				36	H	Ohio St.	74 104					
								113	H	Montana St.	48 85	
								157	A	San Jose St.	67 73	
								168	H	Montana	60 64	
								199	H	Northern Colo.	63 73	
								214	A	Northern Ariz.	107 114	
								231	A	UC Davis	75 77	
								232	A	San Francisco	82 87	
								278	A	Idaho St.	62 80	
								297	A	Nevada	72 83	
								304	A	Weber St.	91 67	
								331	A	Cal Poly	43 62	
								340	A	Seattle U	84 88	
LAST 10 Division I												
				199	H	Northern Colo.	63 73					
				304	A	Weber St.	91 67					
				214	A	Northern Ariz.	107 114					
				278	A	Idaho St.	62 80					
				168	H	Montana	60 64					
				113	H	Montana St.	48 85					
				36	H	Ohio St.	74 104					
				232	A	San Francisco	82 87					
				340	A	Seattle U	84 88					
				231	A	UC Davis	75 77					

Non-Div I Games: Cal Maritime 86 55 Pacific Union 94 35

Sacramento St.

Loss, Non-Conf, S Site, H Home A Away N Neutral

Sacred Heart

Through Games Of Jan. 17, 2020

Average RPI Win:	285	WON-LOST	WINNING	LAST 10	STRENGTH OF	OPP. STRENGTH	TEAM	ADJ.	CONF.	ADJ CONF.
Average RPI Loss:	159	RECORD	PCT. RANK	GAMES	SCHEDULE	OF SCHEDULE	RPI	RPI	RPI	RPI
DIV. I ONLY	5- 9	244	4-6	270	234	268	268	29	29	
DIV. I NON-CONF.	2- 8	295	1-5	190	201	295	295	30	30	
TOTALS	RPI 1-25	RPI 26-50	W-L RECORDS	RPI 51-100	RPI 101-150	RPI 150+				
5- 9	0- 0	0- 0	OVERALL	0- 3	0- 2	5- 4				
3- 1	0- 0	0- 0	HOME	0- 0	0- 1	3- 0				
1- 7	0- 0	0- 0	AWAY	0- 2	0- 1	1- 4				
1- 1	0- 0	0- 0	NEUTRAL	0- 1	0- 0	1- 0				
2- 8	0- 0	0- 0	NON-CONFERENCE	0- 3	0- 2	2- 3				
1- 1	0- 0	0- 0	HOME	0- 0	0- 1	1- 0				
0- 6	0- 0	0- 0	AWAY	0- 2	0- 1	0- 3				
1- 1	0- 0	0- 0	NEUTRAL	0- 1	0- 0	1- 0				
3- 1	0- 0	0- 0	CONFERENCE	0- 0	0- 0	3- 1				
2- 0	0- 0	0- 0	HOME	0- 0	0- 0	2- 0				
1- 1	0- 0	0- 0	AWAY	0- 0	0- 0	1- 1				
0- 0	0- 0	0- 0	NEUTRAL	0- 0	0- 0	0- 0				

RPI 1-25				RPI 26-50				RPI 51-100				RPI 101+				Team's RPI: 268	
RPI	S	Opponent	Score	RPI	S	Opponent	Score	RPI	S	Opponent	Score	RPI	S	Opponent	Score		
								52	A	Yale	40	87	104	A	Stony Brook	50	54
								53	A	Seton Hall	69	95	141	H	Holy Cross	52	65
								59	N	Nebraska	49	72	164	A	Saint Joseph's	44	71
													181	H	Merrimack	63	60
													205	A	Penn St.	65	88
													282	A	Wagner	79	65
													307	N	Detroit Mercy	66	60
													315	H	Hofstra	71	44
													316	A	Siena	57	68
													334	A	Fairleigh Dickinson	60	65
													342	H	Central Conn. St.	66	58
LAST 10 Division I																	
				334	A	Fairleigh Dickinson	60	65	52	A	Yale	40	87				
				342	H	Central Conn. St.	66	58	141	H	Holy Cross	52	65				
				282	A	Wagner	79	65	164	A	Saint Joseph's	44	71				
				181	H	Merrimack	63	60	59	N	Nebraska	49	72				
				205	A	Penn St.	65	88	307	N	Detroit Mercy	66	60				

Non-Div I Games: Bridgeport 77 63

Sacred Heart

Loss, Non-Conf, S Site, H Home A Away N Neutral

Saint Francis (PA)

Through Games Of Jan. 17, 2020

Average RPI Win:	286	WON-LOST	WINNING	LAST 10	STRENGTH OF	OPP. STRENGTH	TEAM	ADJ.	CONF.	ADJ CONF.
Average RPI Loss:	124	RECORD	PCT. RANK	GAMES	SCHEDULE	OF SCHEDULE	RPI	RPI	RPI	RPI
DIV. I ONLY	6- 10	240	5-5	206	199	218	218	29	29	
DIV. I NON-CONF.	2- 9	304	1-4	47	106	200	200	30	30	
TOTALS	RPI 1-25	RPI 26-50	W-L RECORDS	RPI 51-100	RPI 101-150	RPI 150+				
6- 10	0- 0	0- 3	OVERALL	0- 2	0- 2	6- 3				
2- 3	0- 0	0- 0	HOME	0- 1	0- 1	2- 1				
3- 6	0- 0	0- 2	AWAY	0- 1	0- 1	3- 2				
1- 1	0- 0	0- 1	NEUTRAL	0- 0	0- 0	1- 0				
2- 9	0- 0	0- 3	NON-CONFERENCE	0- 2	0- 2	2- 2				
0- 3	0- 0	0- 0	HOME	0- 1	0- 1	0- 1				
1- 5	0- 0	0- 2	AWAY	0- 1	0- 1	1- 1				
1- 1	0- 0	0- 1	NEUTRAL	0- 0	0- 0	1- 0				
4- 1	0- 0	0- 0	CONFERENCE	0- 0	0- 0	4- 1				
2- 0	0- 0	0- 0	HOME	0- 0	0- 0	2- 0				
2- 1	0- 0	0- 0	AWAY	0- 0	0- 0	2- 1				
0- 0	0- 0	0- 0	NEUTRAL	0- 0	0- 0	0- 0				

RPI 1-25				RPI 26-50				RPI 51-100				RPI 101+				Team's RPI: 218	
RPI	S	Opponent	Score	RPI	S	Opponent	Score	RPI	S	Opponent	Score	RPI	S	Opponent	Score		
				32	A	West Virginia	45 74	64	H	Bucknell	46 70	103	H	Liberty	52 71		
				35	A	Virginia Tech	41 105	80	A	South Fla.	23 62	115	A	Duquesne	69 72		
				38	N	FGCU	64 97					171	H	Youngstown St.	46 56		
												226	N	Stetson	78 73		
												252	A	Vermont	73 69		
												272	A	Morehead St.	54 65		
												282	H	Wagner	51 50		
												296	H	St. Francis Brooklyn	82 72		
												317	A	Bryant	63 60		
												334	A	Fairleigh Dickinson	47 56		
												342	A	Central Conn. St.	64 52		
LAST 10 Division I																	
				282	H	Wagner	51 50	64	H	Bucknell	46 70						
				296	H	St. Francis Brooklyn	82 72	103	H	Liberty	52 71						
				334	A	Fairleigh Dickinson	47 56	115	A	Duquesne	69 72						
				342	A	Central Conn. St.	64 52	171	H	Youngstown St.	46 56						
				317	A	Bryant	63 60	252	A	Vermont	73 69						

Non-Div I Games:

Saint Francis (PA)

■ Loss,
 ■ Non-Conf,
 ■ S Site,
 ■ H Home
 ■ A Away
 N Neutral

Saint Joseph's

Through Games Of Jan. 17, 2020

Average RPI Win:	173	WON-LOST	WINNING	LAST 10	STRENGTH OF	OPP. STRENGTH	TEAM	ADJ.	CONF.	ADJ CONF.
Average RPI Loss:	114	RECORD	PCT. RANK	GAMES	SCHEDULE	OF SCHEDULE	RPI	RPI	RPI	RPI
DIV. I ONLY	7- 9	205	4-6	75	147	164	164	12	12	
DIV. I NON-CONF.	6- 6	164	3-3	78	165	138	138	12	12	
TOTALS	RPI 1-25	RPI 26-50	W-L RECORDS	RPI 51-100	RPI 101-150	RPI 150+				
7- 9	0- 0	1- 0	OVERALL	0- 3	2- 5	4- 1				
5- 3	0- 0	1- 0	HOME	0- 1	1- 1	3- 1				
1- 4	0- 0	0- 0	AWAY	0- 1	0- 3	1- 0				
1- 2	0- 0	0- 0	NEUTRAL	0- 1	1- 1	0- 0				
6- 6	0- 0	1- 0	NON-CONFERENCE	0- 3	1- 3	4- 0				
4- 2	0- 0	1- 0	HOME	0- 1	0- 1	3- 0				
1- 2	0- 0	0- 0	AWAY	0- 1	0- 1	1- 0				
1- 2	0- 0	0- 0	NEUTRAL	0- 1	1- 1	0- 0				
1- 3	0- 0	0- 0	CONFERENCE	0- 0	1- 2	0- 1				
1- 1	0- 0	0- 0	HOME	0- 0	1- 0	0- 1				
0- 2	0- 0	0- 0	AWAY	0- 0	0- 2	0- 0				
0- 0	0- 0	0- 0	NEUTRAL	0- 0	0- 0	0- 0				

RPI 1-25				RPI 26-50				RPI 51-100				RPI 101+ Team's RPI: 164			
RPI	S	Opponent	Score	RPI	S	Opponent	Score	RPI	S	Opponent	Score	RPI	S	Opponent	Score
				50	H	Temple	67 63	53	N	Seton Hall	39 55	120	A	Massachusetts	43 61
								77	A	Villanova	44 60	122	H	Penn	45 55
								83	H	Drexel	52 62	123	N	Furman	48 63
												125	H	Richmond	67 56
												130	A	VCU	40 47
												143	N	Harvard	63 39
												149	A	Auburn	62 66
												165	A	Columbia	71 57
												170	H	Rhode Island	47 49
												194	H	American	72 51
												265	H	Navy	49 40
												268	H	Sacred Heart	71 44
LAST 10 Division I															
				170	H	Rhode Island	47 49	123	N	Furman	48 63				
				120	A	Massachusetts	43 61	143	N	Harvard	63 39				
				130	A	VCU	40 47	77	A	Villanova	44 60				
				125	H	Richmond	67 56	268	H	Sacred Heart	71 44				
				265	H	Navy	49 40	83	H	Drexel	52 62				

Non-Div I Games:

Saint Joseph's

 Loss,
 Non-Conf,
 S Site,
 H Home
 A Away
N Neutral

Saint Louis

Through Games Of Jan. 17, 2020

Average RPI Win:	181	WON-LOST	WINNING	LAST 10	STRENGTH OF	OPP. STRENGTH	TEAM	ADJ.	CONF.	ADJ CONF.
Average RPI Loss:	86	RECORD	PCT. RANK	GAMES	SCHEDULE	OF SCHEDULE	RPI	RPI	RPI	RPI
DIV. I ONLY	10- 7	124	5-5	93	106	99	99	12	12	
DIV. I NON-CONF.	8- 5	117	3-3	55	117	62	62	12	12	
TOTALS	RPI 1-25	RPI 26-50	W-L RECORDS	RPI 51-100	RPI 101-150	RPI 150+				
10- 7	0- 1	0- 0	OVERALL	2- 4	2- 1	6- 1				
5- 4	0- 1	0- 0	HOME	2- 2	1- 1	2- 0				
5- 3	0- 0	0- 0	AWAY	0- 2	1- 0	4- 1				
0- 0	0- 0	0- 0	NEUTRAL	0- 0	0- 0	0- 0				
8- 5	0- 1	0- 0	NON-CONFERENCE	2- 3	2- 0	4- 1				
4- 2	0- 1	0- 0	HOME	2- 1	1- 0	1- 0				
4- 3	0- 0	0- 0	AWAY	0- 2	1- 0	3- 1				
0- 0	0- 0	0- 0	NEUTRAL	0- 0	0- 0	0- 0				
2- 2	0- 0	0- 0	CONFERENCE	0- 1	0- 1	2- 0				
1- 2	0- 0	0- 0	HOME	0- 1	0- 1	1- 0				
1- 0	0- 0	0- 0	AWAY	0- 0	0- 0	1- 0				
0- 0	0- 0	0- 0	NEUTRAL	0- 0	0- 0	0- 0				

RPI	S	Opponent	Score	RPI	S	Opponent	Score	RPI	S	Opponent	Score	RPI	S	Opponent	Score
20	H	Princeton	50 66					58	A	Vanderbilt	50 62	102	H	Colgate	61 51
								66	A	Southern Ill.	53 61	119	A	Cincinnati	60 50
								71	H	UT Martin	56 50	130	H	VCU	52 65
								72	H	Illinois St.	61 56	158	A	Missouri	58 83
								73	H	Kansas	60 68	163	H	Southeast Mo. St.	76 61
								94	H	Davidson	58 65	198	A	La Salle	77 61
												230	A	Northern Ky.	67 42
												273	H	St. Bonaventure	72 51
												275	A	Indiana St.	55 53
												310	A	SIUE	68 35
LAST 10 Division I															
273	H	St. Bonaventure	72 51	73	H	Kansas	60 68	20	H	Princeton	50 66				
130	H	VCU	52 65	72	H	Illinois St.	61 56	158	A	Missouri	58 83				
198	A	La Salle	77 61	163	H	Southeast Mo. St.	76 61								
94	H	Davidson	58 65												
275	A	Indiana St.	55 53												

Non-Div I Games:

Saint Louis

■ Loss,
 ■ Non-Conf,
 ■ S Site,
 ■ H Home
 ■ A Away
 N Neutral

Saint Mary's (CA)

Through Games Of Jan. 17, 2020

Average RPI Win:	226	WON-LOST	WINNING	LAST 10	STRENGTH OF	OPP. STRENGTH	TEAM	ADJ.	CONF.	ADJ CONF.
Average RPI Loss:	114	RECORD	PCT. RANK	GAMES	SCHEDULE	OF SCHEDULE	RPI	RPI	RPI	RPI
DIV. I ONLY	9- 9	174	5-5	141	129	152	152	11	11	
DIV. I NON-CONF.	5- 6	187	1-2	144	154	192	192	11	11	
TOTALS	RPI 1-25	RPI 26-50	W-L RECORDS	RPI 51-100	RPI 101-150	RPI 150+				
9- 9	0- 2	1- 1	OVERALL	0- 2	1- 1	7- 3				
6- 3	0- 1	1- 1	HOME	0- 0	0- 0	5- 1				
2- 6	0- 1	0- 0	AWAY	0- 2	1- 1	1- 2				
1- 0	0- 0	0- 0	NEUTRAL	0- 0	0- 0	1- 0				
5- 6	0- 1	1- 1	NON-CONFERENCE	0- 2	0- 0	4- 2				
4- 2	0- 1	1- 1	HOME	0- 0	0- 0	3- 0				
0- 4	0- 0	0- 0	AWAY	0- 2	0- 0	0- 2				
1- 0	0- 0	0- 0	NEUTRAL	0- 0	0- 0	1- 0				
4- 3	0- 1	0- 0	CONFERENCE	0- 0	1- 1	3- 1				
2- 1	0- 0	0- 0	HOME	0- 0	0- 0	2- 1				
2- 2	0- 1	0- 0	AWAY	0- 0	1- 1	1- 0				
0- 0	0- 0	0- 0	NEUTRAL	0- 0	0- 0	0- 0				

RPI 1-25				RPI 26-50				RPI 51-100				RPI 101+ Team's RPI: 152			
RPI	S	Opponent	Score	RPI	S	Opponent	Score	RPI	S	Opponent	Score	RPI	S	Opponent	Score
7	A	Gonzaga	49 74	34	H	Marquette	63 77	68	A	UCF	58 67	136	A	Portland	65 78
17	H	NC State	70 87	44	H	Western Ky.	80 73	73	A	Kansas	81 86	146	A	Santa Clara	95 87
												169	H	San Diego	54 72
												224	A	Wyoming	67 69
												231	H	UC Davis	83 74
												232	A	San Francisco	86 79
												233	H	Pepperdine	85 78
												266	H	UC Santa Barbara	64 43
												273	N	St. Bonaventure	72 57
												276	H	LMU (CA)	86 70
												297	A	Nevada	72 78
												331	H	Cal Poly	84 67
LAST 10 Division I															
169	H	San Diego	54 72	146	A	Santa Clara	95 87								
136	A	Portland	65 78	232	A	San Francisco	86 79								
7	A	Gonzaga	49 74	273	N	St. Bonaventure	72 57								
276	H	LMU (CA)	86 70	68	A	UCF	58 67								
233	H	Pepperdine	85 78	73	A	Kansas	81 86								

Non-Div I Games:

Saint Mary's (CA)

■ Loss,
 ■ Non-Conf,
 ■ S Site,
 ■ H Home
 ■ A Away
 N Neutral

Saint Peter's

Through Games Of Jan. 17, 2020

Average RPI Win:	326	WON-LOST	WINNING	LAST 10	STRENGTH OF	OPP. STRENGTH	TEAM	ADJ.	CONF.	ADJ CONF.
Average RPI Loss:	234	RECORD	PCT. RANK	GAMES	SCHEDULE	OF SCHEDULE	RPI	RPI	RPI	RPI
DIV. I ONLY	4- 10	275	2-8	344	342	337	337	24	24	
DIV. I NON-CONF.	3- 6	235	1-4	348	342	337	337	25	25	
TOTALS	RPI 1-25	RPI 26-50	W-L RECORDS	RPI 51-100	RPI 101-150	RPI 150+				
4- 10	0- 0	0- 0	OVERALL	0- 2	0- 0	4- 8				
2- 4	0- 0	0- 0	HOME	0- 1	0- 0	2- 3				
2- 6	0- 0	0- 0	AWAY	0- 1	0- 0	2- 5				
0- 0	0- 0	0- 0	NEUTRAL	0- 0	0- 0	0- 0				
3- 6	0- 0	0- 0	NON-CONFERENCE	0- 1	0- 0	3- 5				
1- 2	0- 0	0- 0	HOME	0- 1	0- 0	1- 1				
2- 4	0- 0	0- 0	AWAY	0- 0	0- 0	2- 4				
0- 0	0- 0	0- 0	NEUTRAL	0- 0	0- 0	0- 0				
1- 4	0- 0	0- 0	CONFERENCE	0- 1	0- 0	1- 3				
1- 2	0- 0	0- 0	HOME	0- 0	0- 0	1- 2				
0- 2	0- 0	0- 0	AWAY	0- 1	0- 0	0- 1				
0- 0	0- 0	0- 0	NEUTRAL	0- 0	0- 0	0- 0				

RPI 1-25				RPI 26-50				RPI 51-100				RPI 101+				Team's RPI: 337	
RPI	S	Opponent	Score	RPI	S	Opponent	Score	RPI	S	Opponent	Score	RPI	S	Opponent	Score		
								85	A	Marist	76	96	217	H	Manhattan	52	85
								87	H	Lehigh	71	80	221	A	Howard	80	92
													256	A	Delaware St.	66	89
													259	A	Fairfield	48	67
													279	H	Monmouth	67	81
													282	A	Wagner	89	90
													299	H	Morgan St.	78	77
													316	H	Siena	87	83
													321	A	NJIT	73	76
													334	H	Fairleigh Dickinson	71	77
													343	A	Coppin St.	82	57
													347	A	LIU Brooklyn	89	74
LAST 10 Division I																	
				279	H	Monmouth	67	81		87	H	Lehigh	71	80			
				259	A	Fairfield	48	67		334	H	Fairleigh Dickinson	71	77			
				217	H	Manhattan	52	85		256	A	Delaware St.	66	89			
				316	H	Siena	87	83		321	A	NJIT	73	76			
				85	A	Marist	76	96		299	H	Morgan St.	78	77			

Non-Div I Games:

Saint Peter's

■ Loss,
■ Non-Conf,
■ S Site,
■ H Home
■ A Away
N Neutral

Average RPI Win:	243	WON-LOST	WINNING	LAST 10	STRENGTH OF	OPP. STRENGTH	TEAM	ADJ.	CONF.	ADJ CONF.
Average RPI Loss:	173	RECORD	PCT. RANK	GAMES	SCHEDULE	OF SCHEDULE	RPI	RPI	RPI	RPI
DIV. I ONLY	9- 4	71	8-2	314	188	134	134	25	25	
DIV. I NON-CONF.	2- 4	235	1-2	176	196	187	187	23	23	
TOTALS	RPI 1-25	RPI 26-50	W-L RECORDS	RPI 51-100	RPI 101-150	RPI 150+				
9- 4	0- 1	0- 0	OVERALL	0- 0	2- 0	7- 3				
4- 0	0- 0	0- 0	HOME	0- 0	1- 0	3- 0				
5- 4	0- 1	0- 0	AWAY	0- 0	1- 0	4- 3				
0- 0	0- 0	0- 0	NEUTRAL	0- 0	0- 0	0- 0				
2- 4	0- 1	0- 0	NON-CONFERENCE	0- 0	1- 0	1- 3				
1- 0	0- 0	0- 0	HOME	0- 0	1- 0	0- 0				
1- 4	0- 1	0- 0	AWAY	0- 0	0- 0	1- 3				
0- 0	0- 0	0- 0	NEUTRAL	0- 0	0- 0	0- 0				
7- 0	0- 0	0- 0	CONFERENCE	0- 0	1- 0	6- 0				
3- 0	0- 0	0- 0	HOME	0- 0	0- 0	3- 0				
4- 0	0- 0	0- 0	AWAY	0- 0	1- 0	3- 0				
0- 0	0- 0	0- 0	NEUTRAL	0- 0	0- 0	0- 0				

RPI S	Opponent	Score	RPI S	Opponent	Score	RPI S	Opponent	Score	RPI S	Opponent	Score	Team's RPI: 134
23	A Oklahoma	71 95							114	A New Orleans	78 46	
									133	H Louisiana	77 73	
									189	A Texas Tech	57 99	
									193	H Lamar University	68 47	
									227	A Oral Roberts	41 64	
									239	A Central Ark.	72 54	
									254	A Ole Miss	69 75	
									261	A Southeastern La.	84 69	
									290	A UTSA	81 77	
									294	H Nicholls St.	87 71	
									318	H McNeese	92 59	
									344	A Northwestern St.	79 69	
LAST 10 Division I												
193	H Lamar University	68 47	114	A New Orleans	78 46							
239	A Central Ark.	72 54	344	A Northwestern St.	79 69							
261	A Southeastern La.	84 69	23	A Oklahoma	71 95							
294	H Nicholls St.	87 71	290	A UTSA	81 77							
318	H McNeese	92 59	227	A Oral Roberts	41 64							

Non-Div I Games: Jarvis Christian 114 46 Howard Payne 91 49 Wiley 102 52

Sam Houston St.

Samford

Through Games Of Jan. 17, 2020

Average RPI Win:	263	WON-LOST	WINNING	LAST 10	STRENGTH OF	OPP. STRENGTH	TEAM	ADJ.	CONF.	ADJ CONF.
Average RPI Loss:	107	RECORD	PCT. RANK	GAMES	SCHEDULE	OF SCHEDULE	RPI	RPI	RPI	RPI
DIV. I ONLY	5- 11	261	5-5	60	262	151	151	23	23	
DIV. I NON-CONF.	4- 10	259	4-4	52	257	156	156	21	21	
TOTALS	RPI 1-25	RPI 26-50	W-L RECORDS	RPI 51-100	RPI 101-150	RPI 150+				
5- 11	0- 2	0- 1	OVERALL	0- 2	0- 3	5- 3				
0- 3	0- 0	0- 1	HOME	0- 1	0- 0	0- 1				
4- 8	0- 2	0- 0	AWAY	0- 1	0- 3	4- 2				
1- 0	0- 0	0- 0	NEUTRAL	0- 0	0- 0	1- 0				
4- 10	0- 2	0- 1	NON-CONFERENCE	0- 2	0- 2	4- 3				
0- 3	0- 0	0- 1	HOME	0- 1	0- 0	0- 1				
3- 7	0- 2	0- 0	AWAY	0- 1	0- 2	3- 2				
1- 0	0- 0	0- 0	NEUTRAL	0- 0	0- 0	1- 0				
1- 1	0- 0	0- 0	CONFERENCE	0- 0	0- 1	1- 0				
0- 0	0- 0	0- 0	HOME	0- 0	0- 0	0- 0				
1- 1	0- 0	0- 0	AWAY	0- 0	0- 1	1- 0				
0- 0	0- 0	0- 0	NEUTRAL	0- 0	0- 0	0- 0				

RPI	S	Opponent	Score	RPI	S	Opponent	Score	RPI	S	Opponent	Score	RPI	S	Opponent	Score	Team's RPI: 151
16	A	Kentucky	49 79	44	H	Western Ky.	84 88	67	H	Troy	65 74	123	A	Furman	69 77	
18	A	Florida St.	59 88					71	A	UT Martin	75 80	129	A	Fordham	37 68	
												142	A	Florida	48 84	
												155	H	Tennessee Tech	57 72	
												167	A	UAB	69 76	
												176	A	North Ala.	79 63	
												211	A	Murray St.	84 56	
												244	A	Kennesaw St.	55 60	
												306	A	Alabama St.	83 48	
												308	A	Wofford	74 58	
												315	N	Hofstra	65 45	
LAST 10 Division I																
123	A	Furman	69 77	44	H	Western Ky.	84 88	16	A	Kentucky	49 79	167	A	UAB	69 76	
308	A	Wofford	74 58					306	A	Alabama St.	83 48					
315	N	Hofstra	65 45					176	A	North Ala.	79 63					
129	A	Fordham	37 68													
211	A	Murray St.	84 56													

Non-Div I Games: Montevallo 81 60

Samford

Loss, Non-Conf, S Site, H Home A Away N Neutral

Average RPI Win:	230	WON-LOST	WINNING	LAST 10	STRENGTH OF	OPP. STRENGTH	TEAM	ADJ.	CONF.	ADJ CONF.
Average RPI Loss:	137	RECORD	PCT. RANK	GAMES	SCHEDULE	OF SCHEDULE	RPI	RPI	RPI	RPI
DIV. I ONLY	8- 8	174	5-5	127	240	169	169	11	11	
DIV. I NON-CONF.	5- 5	164	2-2	156	326	208	208	11	11	
TOTALS	RPI 1-25	RPI 26-50	W-L RECORDS	RPI 51-100	RPI 101-150	RPI 150+				
8- 8	0- 1	0- 0	OVERALL	0- 2	1- 1	7- 4				
4- 5	0- 1	0- 0	HOME	0- 1	1- 1	3- 2				
4- 3	0- 0	0- 0	AWAY	0- 1	0- 0	4- 2				
0- 0	0- 0	0- 0	NEUTRAL	0- 0	0- 0	0- 0				
5- 5	0- 0	0- 0	NON-CONFERENCE	0- 1	0- 1	5- 3				
3- 4	0- 0	0- 0	HOME	0- 1	0- 1	3- 2				
2- 1	0- 0	0- 0	AWAY	0- 0	0- 0	2- 1				
0- 0	0- 0	0- 0	NEUTRAL	0- 0	0- 0	0- 0				
3- 3	0- 1	0- 0	CONFERENCE	0- 1	1- 0	2- 1				
1- 1	0- 1	0- 0	HOME	0- 0	1- 0	0- 0				
2- 2	0- 0	0- 0	AWAY	0- 1	0- 0	2- 1				
0- 0	0- 0	0- 0	NEUTRAL	0- 0	0- 0	0- 0				

RPI 1-25				RPI 26-50				RPI 51-100				RPI 101+ Team's RPI: 169			
RPI	S	Opponent	Score	RPI	S	Opponent	Score	RPI	S	Opponent	Score	RPI	S	Opponent	Score
7	H	Gonzaga	42 57					74	A	BYU	36 52	128	H	Idaho	32 65
								97	H	Washington	47 65	136	H	Portland	74 55
												152	A	Saint Mary's (CA)	72 54
												157	A	San Jose St.	82 88
												185	H	Towson	81 67
												189	H	Texas Tech	60 64
												209	H	Cal St. Fullerton	67 72
												233	A	Pepperdine	57 73
												235	H	CSUN	59 40
												271	A	San Diego St.	70 47
												276	A	LMU (CA)	67 59
												279	H	Monmouth	57 49
												303	A	Air Force	70 59
LAST 10 Division I															
152	A	Saint Mary's (CA)	72 54	233	A	Pepperdine	57 73								
74	A	BYU	36 52	235	H	CSUN	59 40								
7	H	Gonzaga	42 57	97	H	Washington	47 65								
136	H	Portland	74 55	271	A	San Diego St.	70 47								
276	A	LMU (CA)	67 59	209	H	Cal St. Fullerton	67 72								

Non-Div I Games: Biola 81 28

San Diego

■ Loss,
 ■ Non-Conf,
 ■ S Site,
 ■ Home
 ■ A Away
 N Neutral

Average RPI Win:	257	WON-LOST	WINNING	LAST 10	STRENGTH OF	OPP. STRENGTH	TEAM	ADJ.	CONF.	ADJ CONF.
Average RPI Loss:	174	RECORD	PCT. RANK	GAMES	SCHEDULE	OF SCHEDULE	RPI	RPI	RPI	RPI
DIV. I ONLY	7- 11	236	4-6	220	275	271	271	17	17	
DIV. I NON-CONF.	4- 7	225	2-2	294	305	307	307	24	24	
TOTALS	RPI 1-25	RPI 26-50	W-L RECORDS	RPI 51-100	RPI 101-150	RPI 150+				
7- 11	0- 0	0- 0	OVERALL	0- 2	0- 2	7- 7				
5- 6	0- 0	0- 0	HOME	0- 1	0- 1	5- 4				
2- 5	0- 0	0- 0	AWAY	0- 1	0- 1	2- 3				
0- 0	0- 0	0- 0	NEUTRAL	0- 0	0- 0	0- 0				
4- 7	0- 0	0- 0	NON-CONFERENCE	0- 0	0- 1	4- 6				
2- 5	0- 0	0- 0	HOME	0- 0	0- 1	2- 4				
2- 2	0- 0	0- 0	AWAY	0- 0	0- 0	2- 2				
0- 0	0- 0	0- 0	NEUTRAL	0- 0	0- 0	0- 0				
3- 4	0- 0	0- 0	CONFERENCE	0- 2	0- 1	3- 1				
3- 1	0- 0	0- 0	HOME	0- 1	0- 0	3- 0				
0- 3	0- 0	0- 0	AWAY	0- 1	0- 1	0- 1				
0- 0	0- 0	0- 0	NEUTRAL	0- 0	0- 0	0- 0				

RPI 1-25				RPI 26-50				RPI 51-100				RPI 101+				Team's RPI: 271	
RPI	S	Opponent	Score	RPI	S	Opponent	Score	RPI	S	Opponent	Score	RPI	S	Opponent	Score		
								95	A	Fresno St.	54	79	101	H	California	48	74
								95	H	Fresno St.	60	65	106	A	Boise St.	72	86
													157	A	San Jose St.	67	84
													169	H	San Diego	47	70
													185	H	Towson	80	72
													197	A	Hawaii	58	61
													209	H	Cal St. Fullerton	55	45
													213	H	Arkansas St.	62	71
													224	H	Wyoming	67	60
													235	H	CSUN	69	74
													253	H	Colorado St.	59	49
													266	A	UC Santa Barbara	52	64
													284	H	Alabama A&M	53	61
													289	H	Utah St.	66	62
													298	A	California Baptist	80	68
													341	A	Incarnate Word	57	48
LAST 10 Division I																	
				95	H	Fresno St.	60	65	235	H	CSUN	69	74				
				106	A	Boise St.	72	86	341	A	Incarnate Word	57	48				
				224	H	Wyoming	67	60	298	A	California Baptist	80	68				
				289	H	Utah St.	66	62	169	H	San Diego	47	70				
				95	A	Fresno St.	54	79	157	A	San Jose St.	67	84				

Non-Div I Games: Westcliff 77 56

San Diego St.

San Francisco

Through Games Of Jan. 17, 2020

Average RPI Win:	230	WON-LOST	WINNING	LAST 10	STRENGTH OF	OPP. STRENGTH	TEAM	ADJ.	CONF.	ADJ CONF.
Average RPI Loss:	137	RECORD	PCT. RANK	GAMES	SCHEDULE	OF SCHEDULE	RPI	RPI	RPI	RPI
DIV. I ONLY	7- 11	236	3-7	176	171	232	232	11	11	
DIV. I NON-CONF.	7- 5	130	3-1	149	206	135	135	11	11	
TOTALS	RPI 1-25	RPI 26-50	W-L RECORDS	RPI 51-100	RPI 101-150	RPI 150+				
7- 11	0- 2	0- 0	OVERALL	0- 2	1- 3	6- 4				
3- 6	0- 1	0- 0	HOME	0- 1	0- 3	3- 1				
1- 4	0- 0	0- 0	AWAY	0- 1	0- 0	1- 3				
3- 1	0- 1	0- 0	NEUTRAL	0- 0	1- 0	2- 0				
7- 5	0- 2	0- 0	NON-CONFERENCE	0- 1	1- 1	6- 1				
3- 2	0- 1	0- 0	HOME	0- 0	0- 1	3- 0				
1- 2	0- 0	0- 0	AWAY	0- 1	0- 0	1- 1				
3- 1	0- 1	0- 0	NEUTRAL	0- 0	1- 0	2- 0				
0- 6	0- 0	0- 0	CONFERENCE	0- 1	0- 2	0- 3				
0- 4	0- 0	0- 0	HOME	0- 1	0- 2	0- 1				
0- 2	0- 0	0- 0	AWAY	0- 0	0- 0	0- 2				
0- 0	0- 0	0- 0	NEUTRAL	0- 0	0- 0	0- 0				

RPI 1-25				RPI 26-50				RPI 51-100				RPI 101+ Team's RPI: 232			
RPI	S	Opponent	Score	RPI	S	Opponent	Score	RPI	S	Opponent	Score	RPI	S	Opponent	Score
8	H	Stanford	71 97					90	H	Pacific	61 84	128	H	Idaho	60 66
15	N	Mississippi St.	38 73					97	A	Washington	54 73	136	H	Portland	66 73
												138	N	Houston	80 57
												146	H	Santa Clara	72 80
												152	H	Saint Mary's (CA)	79 86
												199	A	Northern Colo.	90 83
												203	N	Bowling Green	64 56
												209	H	Cal St. Fullerton	71 63
												231	A	UC Davis	67 79
												233	A	Pepperdine	70 82
												235	H	CSUN	79 61
												276	A	LMU (CA)	69 76
												280	N	UC Irvine	68 61
												345	H	Sacramento St.	87 82
LAST 10 Division I															
136	H	Portland	66 73	152	H	Saint Mary's (CA)	79 86								
233	A	Pepperdine	70 82	280	N	UC Irvine	68 61								
276	A	LMU (CA)	69 76	97	A	Washington	54 73								
146	H	Santa Clara	72 80	345	H	Sacramento St.	87 82								
90	H	Pacific	61 84	209	H	Cal St. Fullerton	71 63								

Non-Div I Games:

San Francisco

■ Loss,
■ Non-Conf,
■ S Site,
■ H Home
■ A Away
N Neutral

San Jose St.

Through Games Of Jan. 17, 2020

Average RPI Win:	239	WON-LOST	WINNING	LAST 10	STRENGTH OF	OPP. STRENGTH	TEAM	ADJ.	CONF.	ADJ CONF.
Average RPI Loss:	148	RECORD	PCT. RANK	GAMES	SCHEDULE	OF SCHEDULE	RPI	RPI	RPI	RPI
DIV. I ONLY	11- 6	84	6-4	280	192	157	157	17	17	
DIV. I NON-CONF.	5- 5	164	0-3	313	137	246	246	24	24	
TOTALS	RPI 1-25	RPI 26-50	W-L RECORDS	RPI 51-100	RPI 101-150	RPI 150+				
11- 6	0- 0	0- 0	OVERALL	1- 3	0- 1	10- 2				
6- 1	0- 0	0- 0	HOME	1- 1	0- 0	5- 0				
5- 3	0- 0	0- 0	AWAY	0- 1	0- 1	5- 1				
0- 2	0- 0	0- 0	NEUTRAL	0- 1	0- 0	0- 1				
5- 5	0- 0	0- 0	NON-CONFERENCE	1- 2	0- 1	4- 2				
4- 0	0- 0	0- 0	HOME	1- 0	0- 0	3- 0				
1- 3	0- 0	0- 0	AWAY	0- 1	0- 1	1- 1				
0- 2	0- 0	0- 0	NEUTRAL	0- 1	0- 0	0- 1				
6- 1	0- 0	0- 0	CONFERENCE	0- 1	0- 0	6- 0				
2- 1	0- 0	0- 0	HOME	0- 1	0- 0	2- 0				
4- 0	0- 0	0- 0	AWAY	0- 0	0- 0	4- 0				
0- 0	0- 0	0- 0	NEUTRAL	0- 0	0- 0	0- 0				

RPI 1-25				RPI 26-50				RPI 51-100				RPI 101+				Team's RPI: 157	
RPI	S	Opponent	Score	RPI	S	Opponent	Score	RPI	S	Opponent	Score	RPI	S	Opponent	Score		
								74	N	BYU	56	75	146	A	Santa Clara	81	89
								76	A	CSU Bakersfield	71	75	169	H	San Diego	88	82
								79	H	Buffalo	95	88	172	A	New Mexico	81	80
								95	H	Fresno St.	76	85	201	H	UNLV	62	60
													214	N	Northern Ariz.	64	67
													253	A	Colorado St.	58	53
													266	A	UC Santa Barbara	73	70
													271	H	San Diego St.	84	67
													280	A	UC Irvine	77	79
													288	H	Eastern Wash.	84	66
													289	A	Utah St.	76	61
													297	A	Nevada	72	70
													345	H	Sacramento St.	73	67
LAST 10 Division I																	
				201	H	UNLV	62	60					214	N	Northern Ariz.	64	67
				253	A	Colorado St.	58	53					74	N	BYU	56	75
				297	A	Nevada	72	70					271	H	San Diego St.	84	67
				95	H	Fresno St.	76	85					289	A	Utah St.	76	61
				172	A	New Mexico	81	80					76	A	CSU Bakersfield	71	75

Non-Div I Games: La Verne 128 62

San Jose St.

■ Loss,
 ■ Non-Conf,
 ■ S Site,
 ■ H Home
 ■ A Away
 N Neutral

Santa Clara

Through Games Of Jan. 17, 2020

Average RPI Win:	173	WON-LOST	WINNING	LAST 10	STRENGTH OF	OPP. STRENGTH	TEAM	ADJ.	CONF.	ADJ CONF.
Average RPI Loss:	150	RECORD	PCT. RANK	GAMES	SCHEDULE	OF SCHEDULE	RPI	RPI	RPI	RPI
DIV. I ONLY	7- 9	205	4-6	89	156	146	146	11	11	
DIV. I NON-CONF.	5- 5	164	2-2	76	180	103	103	11	11	
TOTALS	RPI 1-25	RPI 26-50	W-L RECORDS	RPI 51-100	RPI 101-150	RPI 150+				
7- 9	0- 2	0- 1	OVERALL	2- 0	0- 1	5- 5				
3- 3	0- 1	0- 0	HOME	2- 0	0- 0	1- 2				
3- 5	0- 1	0- 1	AWAY	0- 0	0- 1	3- 2				
1- 1	0- 0	0- 0	NEUTRAL	0- 0	0- 0	1- 1				
5- 5	0- 1	0- 1	NON-CONFERENCE	1- 0	0- 1	4- 2				
2- 1	0- 0	0- 0	HOME	1- 0	0- 0	1- 1				
2- 3	0- 1	0- 1	AWAY	0- 0	0- 1	2- 0				
1- 1	0- 0	0- 0	NEUTRAL	0- 0	0- 0	1- 1				
2- 4	0- 1	0- 0	CONFERENCE	1- 0	0- 0	1- 3				
1- 2	0- 1	0- 0	HOME	1- 0	0- 0	0- 1				
1- 2	0- 0	0- 0	AWAY	0- 0	0- 0	1- 2				
0- 0	0- 0	0- 0	NEUTRAL	0- 0	0- 0	0- 0				

RPI 1-25				RPI 26-50				RPI 51-100				RPI 101+ Team's RPI: 146			
RPI	S	Opponent	Score	RPI	S	Opponent	Score	RPI	S	Opponent	Score	RPI	S	Opponent	Score
4	A	Missouri St.	64 71	43	A	Arizona	52 65	90	H	Pacific	75 65	101	A	California	65 69
7	H	Gonzaga	52 67					95	H	Fresno St.	90 66	152	H	Saint Mary's (CA)	87 95
												157	H	San Jose St.	89 81
												168	N	Montana	68 58
												231	A	UC Davis	62 61
												232	A	San Francisco	80 72
												233	A	Pepperdine	71 79
												235	A	CSUN	76 55
												248	N	Delaware	80 81
												276	A	LMU (CA)	59 75
												286	H	Long Beach St.	46 54
LAST 10 Division I															
7	H	Gonzaga	52 67	90	H	Pacific	75 65								
276	A	LMU (CA)	59 75	95	H	Fresno St.	90 66								
233	A	Pepperdine	71 79	235	A	CSUN	76 55								
232	A	San Francisco	80 72	101	A	California	65 69								
152	H	Saint Mary's (CA)	87 95	286	H	Long Beach St.	46 54								

Non-Div I Games: UC Santa Cruz 109 51

Santa Clara

Loss, Non-Conf, S Site, H Home A Away N Neutral

Average RPI Win:	328	WON-LOST	WINNING	LAST 10	STRENGTH OF	OPP. STRENGTH	TEAM	ADJ.	CONF.	ADJ CONF.
Average RPI Loss:	222	RECORD	PCT. RANK	GAMES	SCHEDULE	OF SCHEDULE	RPI	RPI	RPI	RPI
DIV. I ONLY	4- 10	275	4-6	343	344	340	340	32	32	
DIV. I NON-CONF.	3- 7	252	3-3	319	325	320	320	32	32	
TOTALS	RPI 1-25	RPI 26-50	W-L RECORDS	RPI 51-100	RPI 101-150	RPI 150+				
4- 10	0- 0	0- 0	OVERALL	0- 1	0- 2	4- 7				
3- 3	0- 0	0- 0	HOME	0- 0	0- 2	3- 1				
1- 7	0- 0	0- 0	AWAY	0- 1	0- 0	1- 6				
0- 0	0- 0	0- 0	NEUTRAL	0- 0	0- 0	0- 0				
3- 7	0- 0	0- 0	NON-CONFERENCE	0- 1	0- 2	3- 4				
2- 2	0- 0	0- 0	HOME	0- 0	0- 2	2- 0				
1- 5	0- 0	0- 0	AWAY	0- 1	0- 0	1- 4				
0- 0	0- 0	0- 0	NEUTRAL	0- 0	0- 0	0- 0				
1- 3	0- 0	0- 0	CONFERENCE	0- 0	0- 0	1- 3				
1- 1	0- 0	0- 0	HOME	0- 0	0- 0	1- 1				
0- 2	0- 0	0- 0	AWAY	0- 0	0- 0	0- 2				
0- 0	0- 0	0- 0	NEUTRAL	0- 0	0- 0	0- 0				

RPI 1-25				RPI 26-50				RPI 51-100				RPI 101+				Team's RPI: 340	
RPI	S	Opponent	Score	RPI	S	Opponent	Score	RPI	S	Opponent	Score	RPI	S	Opponent	Score		
								97	A	Washington	46	78	113	H	Montana St.	65	73
												128	H	Idaho	84	90	
												209	A	Cal St. Fullerton	63	81	
												214	A	Northern Ariz.	80	88	
												240	H	UMKC	65	76	
												278	A	Idaho St.	48	73	
												286	H	Long Beach St.	66	54	
												289	A	Utah St.	63	70	
												319	A	UTRGV	81	85	
												329	A	Utah Valley	58	70	
												331	A	Cal Poly	72	49	
												345	H	Sacramento St.	88	84	
												349	H	Chicago St.	80	51	
LAST 10 Division I																	
				319	A	UTRGV	81	85		331	A	Cal Poly	72	49			
				329	A	Utah Valley	58	70		286	H	Long Beach St.	66	54			
				349	H	Chicago St.	80	51		345	H	Sacramento St.	88	84			
				240	H	UMKC	65	76		113	H	Montana St.	65	73			
				209	A	Cal St. Fullerton	63	81		97	A	Washington	46	78			

Non-Div I Games: Warner Pacific 89 47 Saint Martin's 91 81 Central Wash. 75 65

Seattle U

Loss, Non-Conf, S Site, H Home A Away N Neutral

Average RPI Win:	173	WON-LOST	WINNING	LAST 10	STRENGTH OF	OPP. STRENGTH	TEAM	ADJ.	CONF.	ADJ CONF.
Average RPI Loss:	37	RECORD	PCT. RANK	GAMES	SCHEDULE	OF SCHEDULE	RPI	RPI	RPI	RPI
DIV. I ONLY	11- 7	115	6-4	30	52	53	53	6	6	
DIV. I NON-CONF.	7- 4	100	2-1	16	93	57	57	6	6	
TOTALS	RPI 1-25	RPI 26-50	W-L RECORDS	RPI 51-100	RPI 101-150	RPI 150+				
11- 7	1- 3	0- 2	OVERALL	1- 2	2- 0	7- 0				
6- 3	1- 2	0- 0	HOME	0- 1	1- 0	4- 0				
3- 3	0- 1	0- 1	AWAY	0- 1	1- 0	2- 0				
2- 1	0- 0	0- 1	NEUTRAL	1- 0	0- 0	1- 0				
7- 4	0- 2	0- 1	NON-CONFERENCE	1- 1	1- 0	5- 0				
4- 2	0- 2	0- 0	HOME	0- 0	1- 0	3- 0				
1- 1	0- 0	0- 0	AWAY	0- 1	0- 0	1- 0				
2- 1	0- 0	0- 1	NEUTRAL	1- 0	0- 0	1- 0				
4- 3	1- 1	0- 1	CONFERENCE	0- 1	1- 0	2- 0				
2- 1	1- 0	0- 0	HOME	0- 1	0- 0	1- 0				
2- 2	0- 1	0- 1	AWAY	0- 0	1- 0	1- 0				
0- 0	0- 0	0- 0	NEUTRAL	0- 0	0- 0	0- 0				

RPI 1-25				RPI 26-50				RPI 51-100 Team's RPI: 53				RPI 101+			
RPI	S	Opponent	Score	RPI	S	Opponent	Score	RPI	S	Opponent	Score	RPI	S	Opponent	Score
3	H	UConn	78 92	26	N	Georgia Tech	54 79	58	N	Vanderbilt	69 65	121	A	Butler	67 62
12	A	DePaul	68 85	34	A	Marquette	60 81	77	H	Villanova	55 61	130	H	VCU	53 33
20	H	Princeton	76 78					87	A	Lehigh	68 75	164	N	Saint Joseph's	55 39
22	H	Creighton	82 70									190	A	Iona	89 37
LAST 10 Division I															
22	H	Creighton	82 70	216	A	Xavier	83 61					234	H	Georgetown	79 60
34	A	Marquette	60 81	121	A	Butler	67 62					243	H	Lafayette	74 50
12	A	DePaul	68 85	243	H	Lafayette	74 50					259	H	Fairfield	74 44
234	H	Georgetown	79 60	190	A	Iona	89 37					268	H	Sacred Heart	95 69
77	H	Villanova	55 61	3	H	UConn	78 92								

Non-Div I Games:

Seton Hall

Average RPI Win:	308	WON-LOST	WINNING	LAST 10	STRENGTH OF	OPP. STRENGTH	TEAM	ADJ.	CONF.	ADJ CONF.
Average RPI Loss:	204	RECORD	PCT. RANK	GAMES	SCHEDULE	OF SCHEDULE	RPI	RPI	RPI	RPI
DIV. I ONLY	3- 12	307	2-8	227	350	316	316	24	24	
DIV. I NON-CONF.	2- 7	288	1-3	73	351	284	284	25	25	
TOTALS	RPI 1-25	RPI 26-50	W-L RECORDS	RPI 51-100	RPI 101-150	RPI 150+				
3- 12	0- 0	0- 0	OVERALL	0- 0	0- 4	3- 8				
2- 4	0- 0	0- 0	HOME	0- 0	0- 0	2- 4				
1- 8	0- 0	0- 0	AWAY	0- 0	0- 4	1- 4				
0- 0	0- 0	0- 0	NEUTRAL	0- 0	0- 0	0- 0				
2- 7	0- 0	0- 0	NON-CONFERENCE	0- 0	0- 4	2- 3				
2- 1	0- 0	0- 0	HOME	0- 0	0- 0	2- 1				
0- 6	0- 0	0- 0	AWAY	0- 0	0- 4	0- 2				
0- 0	0- 0	0- 0	NEUTRAL	0- 0	0- 0	0- 0				
1- 5	0- 0	0- 0	CONFERENCE	0- 0	0- 0	1- 5				
0- 3	0- 0	0- 0	HOME	0- 0	0- 0	0- 3				
1- 2	0- 0	0- 0	AWAY	0- 0	0- 0	1- 2				
0- 0	0- 0	0- 0	NEUTRAL	0- 0	0- 0	0- 0				

RPI 1-25			RPI 26-50			RPI 51-100			RPI 101+			Team's RPI: 316
RPI	S	Opponent	Score	RPI	S	Opponent	Score	RPI	S	Opponent	Score	
								102	A	Colgate	51	88
								120	A	Massachusetts	55	61
								122	A	Penn	44	92
								143	A	Harvard	51	68
								191	A	Fla. Atlantic	39	83
								196	H	Binghamton	62	89
								200	H	Quinnipiac	52	66
								217	H	Manhattan	50	80
								228	A	Niagara	61	68
								259	H	Fairfield	35	65
								268	H	Sacred Heart	68	57
								326	H	Albany (NY)	52	46
								330	A	Canisius	68	63
								334	A	Fairleigh Dickinson	58	67
								337	A	Saint Peter's	83	87
LAST 10 Division I												
217	H	Manhattan	50	80	259	H	Fairfield	35	65			
330	A	Canisius	68	63	334	A	Fairleigh Dickinson	58	67			
228	A	Niagara	61	68	120	A	Massachusetts	55	61			
337	A	Saint Peter's	83	87	326	H	Albany (NY)	52	46			
200	H	Quinnipiac	52	66	102	A	Colgate	51	88			

Non-Div I Games:

Siena

■ Loss,
 ■ Non-Conf,
 ■ S Site,
 ■ H Home
 ■ A Away
 N Neutral

South Alabama

Through Games Of Jan. 17, 2020

Average RPI Win:	269	WON-LOST	WINNING	LAST 10	STRENGTH OF	OPP. STRENGTH	TEAM	ADJ.	CONF.	ADJ CONF.
Average RPI Loss:	135	RECORD	PCT. RANK	GAMES	SCHEDULE	OF SCHEDULE	RPI	RPI	RPI	RPI
DIV. I ONLY	6- 9	223	5-5	230	218	255	255	22	22	
DIV. I NON-CONF.	3- 7	252	2-3	200	109	274	274	22	22	
TOTALS	RPI 1-25	RPI 26-50	W-L RECORDS	RPI 51-100	RPI 101-150	RPI 150+				
6- 9	0- 1	0- 0	OVERALL	0- 1	1- 3	5- 4				
4- 5	0- 1	0- 0	HOME	0- 1	0- 2	4- 1				
2- 4	0- 0	0- 0	AWAY	0- 0	1- 1	1- 3				
0- 0	0- 0	0- 0	NEUTRAL	0- 0	0- 0	0- 0				
3- 7	0- 1	0- 0	NON-CONFERENCE	0- 1	1- 1	2- 4				
2- 4	0- 1	0- 0	HOME	0- 1	0- 1	2- 1				
1- 3	0- 0	0- 0	AWAY	0- 0	1- 0	0- 3				
0- 0	0- 0	0- 0	NEUTRAL	0- 0	0- 0	0- 0				
3- 2	0- 0	0- 0	CONFERENCE	0- 0	0- 2	3- 0				
2- 1	0- 0	0- 0	HOME	0- 0	0- 1	2- 0				
1- 1	0- 0	0- 0	AWAY	0- 0	0- 1	1- 0				
0- 0	0- 0	0- 0	NEUTRAL	0- 0	0- 0	0- 0				

RPI	S	Opponent	Score	RPI	S	Opponent	Score	RPI	S	Opponent	Score	RPI	S	Opponent	Score	Team's RPI: 255
25	H	Rutgers	56 77					70	H	Alabama	62 74	110	H	Coastal Caro.	62 71	
												133	A	Louisiana	68 73	
												140	A	Tulane	62 53	
												149	H	Auburn	62 82	
												167	A	UAB	61 77	
												173	A	Southern Miss.	55 62	
												180	H	Miami (OH)	73 76	
												192	H	A&M-Corpus Christi	83 82	
												210	A	ETSU	60 65	
												283	H	Appalachian St.	81 66	
												323	A	Georgia St.	81 64	
												332	H	Tennessee St.	70 48	
												346	H	La.-Monroe	72 63	
LAST 10 Division I																
323	A	Georgia St.	81 64	210	A	ETSU	60 65									
346	H	La.-Monroe	72 63	173	A	Southern Miss.	55 62									
133	A	Louisiana	68 73	140	A	Tulane	62 53									
110	H	Coastal Caro.	62 71	149	H	Auburn	62 82									
283	H	Appalachian St.	81 66	332	H	Tennessee St.	70 48									

Non-Div I Games: William Carey 68 52 Mobile 103 59

South Alabama

Loss, Non-Conf, S Site, H Home A Away N Neutral

South Carolina

Through Games Of Jan. 17, 2020

Average RPI Win: 107	WON-LOST	WINNING	LAST 10	STRENGTH OF	OPP. STRENGTH	TEAM	ADJ.	CONF.	ADJ CONF.
Average RPI Loss: 11	RECORD	PCT. RANK	GAMES	SCHEDULE	OF SCHEDULE	RPI	RPI	RPI	RPI

DIV. I ONLY	17- 1	1	10-0	13	9	2	2	5	5
DIV. I NON-CONF.	12- 1	9	5-0	33	15	6	6	5	5

TOTALS	RPI 1-25	RPI 26-50	W-L RECORDS	RPI 51-100	RPI 101-150	RPI 150+
17- 1	4- 1	4- 0	OVERALL	4- 0	0- 0	5- 0
8- 0	2- 0	3- 0	HOME	0- 0	0- 0	3- 0
7- 0	1- 0	1- 0	AWAY	3- 0	0- 0	2- 0
2- 1	1- 1	0- 0	NEUTRAL	1- 0	0- 0	0- 0
12- 1	3- 1	3- 0	NON-CONFERENCE	2- 0	0- 0	4- 0
6- 0	1- 0	2- 0	HOME	0- 0	0- 0	3- 0
4- 0	1- 0	1- 0	AWAY	1- 0	0- 0	1- 0
2- 1	1- 1	0- 0	NEUTRAL	1- 0	0- 0	0- 0
5- 0	1- 0	1- 0	CONFERENCE	2- 0	0- 0	1- 0
2- 0	1- 0	1- 0	HOME	0- 0	0- 0	0- 0
3- 0	0- 0	0- 0	AWAY	2- 0	0- 0	1- 0
0- 0	0- 0	0- 0	NEUTRAL	0- 0	0- 0	0- 0

RPI S	Opponent	Score	RPI S	Opponent	Score	RPI S	Opponent	Score	RPI S	Opponent	Score
11 N	Indiana	57 71	42 H	Duke	89 46	58 A	Vanderbilt	93 57	158 A	Missouri	78 45
13 N	Baylor	74 59	47 H	Arkansas	91 82	61 N	Washington St.	68 53	182 A	Clemson	84 48
16 H	Kentucky	99 72	49 H	South Dakota	73 60	70 A	Alabama	93 78	283 H	Appalachian St.	92 50
21 A	Maryland	63 54	50 A	Temple	78 71	100 A	Dayton	75 49	306 H	Alabama St.	103 43
24 H	Purdue	85 49							333 H	USC Upstate	112 32
LAST 10 Division I											
158 A	Missouri	78 45	49 H	South Dakota	73 60						
58 A	Vanderbilt	93 57	42 H	Duke	89 46						
47 H	Arkansas	91 82	24 H	Purdue	85 49						
70 A	Alabama	93 78	50 A	Temple	78 71						
16 H	Kentucky	99 72	13 N	Baylor	74 59						

Non-Div I Games:

South Carolina

Loss, Non-Conf, S Site, H Home A Away N Neutral

<div> <div>Average RPI Win: 341</div> <div>WON-LOST</div> <div>WINNING</div> <div>LAST 10</div> </div>				<div> <div>STRENGTH OF</div> <div>OPP. STRENGTH</div> <div>TEAM</div> </div>		<div> <div>ADJ.</div> <div>CONF.</div> </div>		<div> <div>ADJ CONF.</div> </div>	
<div> <div>Average RPI Loss: 242</div> <div>RECORD</div> <div>PCT. RANK</div> <div>GAMES</div> </div>				<div> <div>SCHEDULE</div> <div>OF SCHEDULE</div> <div>RPI</div> </div>		<div> <div>RPI</div> </div>		<div> <div>RPI</div> </div>	
<div> <div>DIV. I ONLY</div> <div>2- 14</div> <div>331</div> <div>1-9</div> </div>				<div> <div>338</div> <div>346</div> <div>348</div> </div>		<div> <div>348</div> <div>30</div> <div>30</div> </div>			
<div> <div>DIV. I NON-CONF.</div> <div>1- 12</div> <div>335</div> <div>0-7</div> </div>				<div> <div>321</div> <div>345</div> <div>347</div> </div>		<div> <div>347</div> <div>31</div> <div>31</div> </div>			
TOTALS		RPI 1-25	RPI 26-50	W-L RECORDS		RPI 51-100	RPI 101-150	RPI 150+	
2- 14	0- 0		0- 0	OVERALL		0- 0	0- 1	2- 13	
0- 5	0- 0		0- 0	HOME		0- 0	0- 0	0- 5	
2- 8	0- 0		0- 0	AWAY		0- 0	0- 1	2- 7	
0- 1	0- 0		0- 0	NEUTRAL		0- 0	0- 0	0- 1	
1- 12	0- 0		0- 0	NON-CONFERENCE		0- 0	0- 1	1- 11	
0- 5	0- 0		0- 0	HOME		0- 0	0- 0	0- 5	
1- 6	0- 0		0- 0	AWAY		0- 0	0- 1	1- 5	
0- 1	0- 0		0- 0	NEUTRAL		0- 0	0- 0	0- 1	
1- 2	0- 0		0- 0	CONFERENCE		0- 0	0- 0	1- 2	
0- 0	0- 0		0- 0	HOME		0- 0	0- 0	0- 0	
1- 2	0- 0		0- 0	AWAY		0- 0	0- 0	1- 2	
0- 0	0- 0		0- 0	NEUTRAL		0- 0	0- 0	0- 0	

RPI 1-25				RPI 26-50				RPI 51-100				RPI 101+				Team's RPI: 348	
RPI	S	Opponent	Score	RPI	S	Opponent	Score	RPI	S	Opponent	Score	RPI	S	Opponent	Score		
												110	A	Coastal Caro.	44	85	
												154	H	North Dakota	53	95	
												176	N	North Ala.	46	99	
												201	A	UNLV	57	66	
												219	A	UNCW	46	84	
												221	A	Howard	47	78	
												238	A	UNC Asheville	51	82	
												242	H	Col. of Charleston	55	76	
												263	H	Radford	45	60	
												292	H	Presbyterian	49	70	
												299	A	Morgan St.	47	77	
												320	H	Mercer	55	66	
												323	A	Georgia St.	52	77	
												333	A	USC Upstate	47	58	
												339	A	Charleston So.	81	75	
												343	A	Coppin St.	71	60	
EAST 10 Division I																	
				221	A	Howard	47	78	323	A	Georgia St.	52	77				
				299	A	Morgan St.	47	77	333	A	USC Upstate	47	58				
				343	A	Coppin St.	71	60	238	A	UNC Asheville	51	82				
				110	A	Coastal Caro.	44	85	320	H	Mercer	55	66				
				176	N	North Ala.	46	99	154	H	North Dakota	53	95				

Non-Div I Games:

South Carolina St.

Loss, Non-Conf, S Site, H Home A Away N Neutral

South Dakota

Through Games Of Jan. 17, 2020

Average RPI Win:	189	WON-LOST	WINNING	LAST 10	STRENGTH OF	OPP. STRENGTH	TEAM	ADJ.	CONF.	ADJ CONF.
Average RPI Loss:	3	RECORD	PCT. RANK	GAMES	SCHEDULE	OF SCHEDULE	RPI	RPI	RPI	RPI
DIV. I ONLY	15- 2	13	9-1	246	19	49	49	18	18	
DIV. I NON-CONF.	10- 2	30	4-1	102	3	24	24	19	19	
TOTALS	RPI 1-25	RPI 26-50	W-L RECORDS	RPI 51-100	RPI 101-150	RPI 150+				
15- 2	1- 2	2- 0	OVERALL	0- 0	1- 0	11- 0				
7- 1	1- 1	1- 0	HOME	0- 0	0- 0	5- 0				
6- 1	0- 1	0- 0	AWAY	0- 0	1- 0	5- 0				
2- 0	0- 0	1- 0	NEUTRAL	0- 0	0- 0	1- 0				
10- 2	1- 2	2- 0	NON-CONFERENCE	0- 0	1- 0	6- 0				
5- 1	1- 1	1- 0	HOME	0- 0	0- 0	3- 0				
3- 1	0- 1	0- 0	AWAY	0- 0	1- 0	2- 0				
2- 0	0- 0	1- 0	NEUTRAL	0- 0	0- 0	1- 0				
5- 0	0- 0	0- 0	CONFERENCE	0- 0	0- 0	5- 0				
2- 0	0- 0	0- 0	HOME	0- 0	0- 0	2- 0				
3- 0	0- 0	0- 0	AWAY	0- 0	0- 0	3- 0				
0- 0	0- 0	0- 0	NEUTRAL	0- 0	0- 0	0- 0				

RPI 1-25				RPI 26-50				Team's RPI: 49				RPI 51-100				RPI 101+			
RPI	S	Opponent	Score	RPI	S	Opponent	Score	RPI	S	Opponent	Score	RPI	S	Opponent	Score	RPI	S	Opponent	Score
2	A	South Carolina	60 73	31	H	Drake	102 94									111	A	Utah	84 81
4	H	Missouri St.	66 74	36	N	Ohio St.	68 53									158	H	Missouri	72 56
22	H	Creighton	72 65													162	A	Northeastern	80 76
																168	H	Montana	96 64
																178	A	Green Bay	66 60
																212	N	Northern Ill.	91 48
																225	A	Western Ill.	96 65
																260	H	Omaha	77 44
																295	H	Denver	104 61
																305	A	North Dakota St.	80 36
																324	A	Purdue Fort Wayne	62 41
																343	H	Coppin St.	82 44
LAST 10 Division I																			
305	A	North Dakota St.	80 36	2	A	South Carolina	60 73												
260	H	Omaha	77 44	168	H	Montana	96 64												
295	H	Denver	104 61	343	H	Coppin St.	82 44												
324	A	Purdue Fort Wayne	62 41	22	H	Creighton	72 65												
225	A	Western Ill.	96 65	212	N	Northern Ill.	91 48												

Non-Div I Games: Mt. Marty 110 39

South Dakota

Loss, Non-Conf, S Site, H Home A Away N Neutral

Average RPI Win:	213	WON-LOST	WINNING	LAST 10	STRENGTH OF	OPP. STRENGTH	TEAM	ADJ.	CONF.	ADJ CONF.
Average RPI Loss:	27	RECORD	PCT. RANK	GAMES	SCHEDULE	OF SCHEDULE	RPI	RPI	RPI	RPI
DIV. I ONLY	13- 6	78	8-2	163	58	84	84	18	18	
DIV. I NON-CONF.	7- 6	161	2-2	89	7	97	97	19	19	
TOTALS	RPI 1-25	RPI 26-50	W-L RECORDS	RPI 51-100	RPI 101-150	RPI 150+				
13- 6	0- 2	0- 4	OVERALL	1- 0	2- 0	10- 0				
7- 2	0- 0	0- 2	HOME	0- 0	1- 0	6- 0				
4- 3	0- 2	0- 1	AWAY	0- 0	0- 0	4- 0				
2- 1	0- 0	0- 1	NEUTRAL	1- 0	1- 0	0- 0				
7- 6	0- 2	0- 4	NON-CONFERENCE	1- 0	2- 0	4- 0				
4- 2	0- 0	0- 2	HOME	0- 0	1- 0	3- 0				
1- 3	0- 2	0- 1	AWAY	0- 0	0- 0	1- 0				
2- 1	0- 0	0- 1	NEUTRAL	1- 0	1- 0	0- 0				
6- 0	0- 0	0- 0	CONFERENCE	0- 0	0- 0	6- 0				
3- 0	0- 0	0- 0	HOME	0- 0	0- 0	3- 0				
3- 0	0- 0	0- 0	AWAY	0- 0	0- 0	3- 0				
0- 0	0- 0	0- 0	NEUTRAL	0- 0	0- 0	0- 0				

RPI 1-25				RPI 26-50				RPI 51-100				RPI 101+			
RPI	S	Opponent	Score	RPI	S	Opponent	Score	RPI	S	Opponent	Score	RPI	S	Opponent	Score
10	A	Oregon	56 95	27	H	Central Mich.	74 79	80	N	South Fla.	61 50	113	H	Montana St.	60 50
22	A	Creighton	48 61	31	A	Drake	67 74					127	N	Notre Dame	65 59
				34	H	Marquette	58 65					154	H	North Dakota	99 64
				38	N	FGCU	70 71					178	A	Green Bay	60 55
												215	H	Chattanooga	71 56
												224	H	Wyoming	67 40
												225	H	Western Ill.	75 45
												227	H	Oral Roberts	58 44
												260	A	Omaha	68 51
												295	A	Denver	86 79
												324	A	Purdue Fort Wayne	100 69
												343	H	Coppin St.	94 41
LAST 10 Division I															
154	H	North Dakota	99 64	260	A	Omaha	68 51								
324	A	Purdue Fort Wayne	100 69	178	A	Green Bay	60 55								
295	A	Denver	86 79	34	H	Marquette	58 65								
225	H	Western Ill.	75 45	27	H	Central Mich.	74 79								
227	H	Oral Roberts	58 44	215	H	Chattanooga	71 56								

Non-Div I Games: Dakota Wesleyan 77 46

South Dakota St.

Average RPI Win:	185	WON-LOST	WINNING	LAST 10	STRENGTH OF	OPP. STRENGTH	TEAM	ADJ.	CONF.	ADJ CONF.
Average RPI Loss:	75	RECORD	PCT. RANK	GAMES	SCHEDULE	OF SCHEDULE	RPI	RPI	RPI	RPI
DIV. I ONLY	10- 7	124	5-5	48	132	80	80	9	9	
DIV. I NON-CONF.	8- 6	138	3-4	45	176	104	104	8	8	
TOTALS	RPI 1-25	RPI 26-50	W-L RECORDS	RPI 51-100	RPI 101-150	RPI 150+				
10- 7	0- 2	0- 2	OVERALL	1- 1	3- 1	6- 1				
9- 0	0- 0	0- 0	HOME	1- 0	3- 0	5- 0				
1- 3	0- 1	0- 1	AWAY	0- 0	0- 0	1- 1				
0- 4	0- 1	0- 1	NEUTRAL	0- 1	0- 1	0- 0				
8- 6	0- 2	0- 1	NON-CONFERENCE	1- 1	2- 1	5- 1				
8- 0	0- 0	0- 0	HOME	1- 0	2- 0	5- 0				
0- 2	0- 1	0- 0	AWAY	0- 0	0- 0	0- 1				
0- 4	0- 1	0- 1	NEUTRAL	0- 1	0- 1	0- 0				
2- 1	0- 0	0- 1	CONFERENCE	0- 0	1- 0	1- 0				
1- 0	0- 0	0- 0	HOME	0- 0	1- 0	0- 0				
1- 1	0- 0	0- 1	AWAY	0- 0	0- 0	1- 0				
0- 0	0- 0	0- 0	NEUTRAL	0- 0	0- 0	0- 0				

RPI 1-25				RPI 26-50				RPI 51-100 Team's RPI: 80				RPI 101+			
RPI	S	Opponent	Score	RPI	S	Opponent	Score	RPI	S	Opponent	Score	RPI	S	Opponent	Score
13	A	Baylor	46 58	38	N	FGCU	77 81	60	H	Texas	64 57	119	H	Cincinnati	76 68
15	N	Mississippi St.	61 86	50	A	Temple	66 69	84	N	South Dakota St.	50 61	127	N	Notre Dame	51 67
												128	H	Idaho	67 64
												130	H	VCU	77 55
												201	A	UNLV	51 61
												218	H	Saint Francis (PA)	62 23
												220	A	Tulsa	68 52
												221	H	Howard	82 53
												222	H	Jacksonville	70 39
												229	H	Brown	70 60
												306	H	Alabama St.	80 29
LAST 10 Division I															
50	A	Temple	66 69	15	N	Mississippi St.	61 86								
220	A	Tulsa	68 52	128	H	Idaho	67 64								
119	H	Cincinnati	76 68	306	H	Alabama St.	80 29								
229	H	Brown	70 60	127	N	Notre Dame	51 67								
201	A	UNLV	51 61	38	N	FGCU	77 81								

Non-Div I Games:

South Fla.

■ Loss,
 ■ Non-Conf,
 ■ S Site,
 ■ H Home
 ■ A Away
 N Neutral

Average RPI Win:	231	WON-LOST	WINNING	LAST 10	STRENGTH OF	OPP. STRENGTH	TEAM	ADJ.	CONF.	ADJ CONF.
Average RPI Loss:	160	RECORD	PCT. RANK	GAMES	SCHEDULE	OF SCHEDULE	RPI	RPI	RPI	RPI
DIV. I ONLY	9- 5	93	6-4	313	152	163	163	20	20	
DIV. I NON-CONF.	6- 3	90	3-2	332	148	150	150	20	20	
TOTALS	RPI 1-25	RPI 26-50	W-L RECORDS	RPI 51-100	RPI 101-150	RPI 150+				
9- 5	0- 0	0- 0	OVERALL	1- 2	2- 0	6- 3				
4- 1	0- 0	0- 0	HOME	1- 1	1- 0	2- 0				
5- 4	0- 0	0- 0	AWAY	0- 1	1- 0	4- 3				
0- 0	0- 0	0- 0	NEUTRAL	0- 0	0- 0	0- 0				
6- 3	0- 0	0- 0	NON-CONFERENCE	1- 1	0- 0	5- 2				
2- 0	0- 0	0- 0	HOME	1- 0	0- 0	1- 0				
4- 3	0- 0	0- 0	AWAY	0- 1	0- 0	4- 2				
0- 0	0- 0	0- 0	NEUTRAL	0- 0	0- 0	0- 0				
3- 2	0- 0	0- 0	CONFERENCE	0- 1	2- 0	1- 1				
2- 1	0- 0	0- 0	HOME	0- 1	1- 0	1- 0				
1- 1	0- 0	0- 0	AWAY	0- 0	1- 0	0- 1				
0- 0	0- 0	0- 0	NEUTRAL	0- 0	0- 0	0- 0				

RPI 1-25				RPI 26-50				RPI 51-100				RPI 101+				Team's RPI: 163	
RPI	S	Opponent	Score	RPI	S	Opponent	Score	RPI	S	Opponent	Score	RPI	S	Opponent	Score		
								66	H	Southern Ill.	79 65	147	A	Austin Peay	79 66		
								89	H	Belmont	45 57	147	H	Austin Peay	81 43		
								99	A	Saint Louis	61 76	177	A	Eastern Mich.	64 69		
												211	A	Murray St.	62 70		
												213	A	Arkansas St.	79 67		
												225	A	Western Ill.	91 97		
												254	A	Ole Miss	70 53		
												275	A	Indiana St.	68 58		
												324	A	Purdue Fort Wayne	58 48		
												325	H	Evansville	83 60		
												332	H	Tennessee St.	83 54		
LAST 10 Division I																	
				147	H	Austin Peay	81 43	275	A	Indiana St.	68 58						
				332	H	Tennessee St.	83 54	225	A	Western Ill.	91 97						
				89	H	Belmont	45 57	254	A	Ole Miss	70 53						
				211	A	Murray St.	62 70	66	H	Southern Ill.	79 65						
				147	A	Austin Peay	79 66	99	A	Saint Louis	61 76						

Non-Div I Games: Harris-Stowe 106 64 Mo.-St. Louis 70 56

Southeast Mo. St.

Loss, Non-Conf, S Site, H Home A Away N Neutral

Southeastern La.

Through Games Of Jan. 17, 2020

Average RPI Win:	256	WON-LOST	WINNING	LAST 10	STRENGTH OF	OPP. STRENGTH	TEAM	ADJ.	CONF.	ADJ CONF.
Average RPI Loss:	155	RECORD	PCT. RANK	GAMES	SCHEDULE	OF SCHEDULE	RPI	RPI	RPI	RPI
DIV. I ONLY	4- 10	275	4-6	185	278	261	261	25	25	
DIV. I NON-CONF.	2- 6	279	2-2	137	251	215	215	23	23	
TOTALS	RPI 1-25	RPI 26-50	W-L RECORDS	RPI 51-100	RPI 101-150	RPI 150+				
4- 10	0- 0	0- 1	OVERALL	0- 1	0- 4	4- 4				
2- 3	0- 0	0- 0	HOME	0- 0	0- 1	2- 2				
2- 7	0- 0	0- 1	AWAY	0- 1	0- 3	2- 2				
0- 0	0- 0	0- 0	NEUTRAL	0- 0	0- 0	0- 0				
2- 6	0- 0	0- 1	NON-CONFERENCE	0- 1	0- 2	2- 2				
1- 0	0- 0	0- 0	HOME	0- 0	0- 0	1- 0				
1- 6	0- 0	0- 1	AWAY	0- 1	0- 2	1- 2				
0- 0	0- 0	0- 0	NEUTRAL	0- 0	0- 0	0- 0				
2- 4	0- 0	0- 0	CONFERENCE	0- 0	0- 2	2- 2				
1- 3	0- 0	0- 0	HOME	0- 0	0- 1	1- 2				
1- 1	0- 0	0- 0	AWAY	0- 0	0- 1	1- 0				
0- 0	0- 0	0- 0	NEUTRAL	0- 0	0- 0	0- 0				

RPI S	Opponent	Score	RPI S	Opponent	Score	RPI S	Opponent	Score	RPI S	Opponent	Score	Team's RPI: 261
33	A LSU	52 62	70	A Alabama	50 87	133	A Louisiana	50 60	134	H Sam Houston St.	69 84	
						138	A Houston	65 78	148	A SFA	51 77	
						173	A Southern Miss.	54 62	184	H Jackson St.	63 59	
						192	H A&M-Corpus Christi	48 44	193	H Lamar University	57 65	
						237	A Louisiana Tech	78 92	294	H Nicholls St.	65 67	
						300	A Houston Baptist	69 59	346	A La.-Monroe	65 52	
LAST 10 Division I												
294	H Nicholls St.	65 67	300	A Houston Baptist	69 59							
134	H Sam Houston St.	69 84	193	H Lamar University	57 65							
192	H A&M-Corpus Christi	48 44	237	A Louisiana Tech	78 92							
148	A SFA	51 77	184	H Jackson St.	63 59							
70	A Alabama	50 87	346	A La.-Monroe	65 52							

Non-Div I Games: LSU-Alexandria 89 67

Southeastern La.

■ Loss,
 ■ Non-Conf, S Site,
 ■ Home
 ■ Away
 N Neutral

Average RPI Win:	187	WON-LOST	WINNING	LAST 10	STRENGTH OF	OPP. STRENGTH	TEAM	ADJ.	CONF.	ADJ CONF.
Average RPI Loss:	74	RECORD	PCT. RANK	GAMES	SCHEDULE	OF SCHEDULE	RPI	RPI	RPI	RPI
DIV. I ONLY	9- 8	163	5-5	29	83	78	78	1	1	
DIV. I NON-CONF.	8- 3	68	4-0	172	177	93	93	1	1	
TOTALS	RPI 1-25	RPI 26-50	W-L RECORDS	RPI 51-100	RPI 101-150	RPI 150+				
9- 8	1- 2	1- 2	OVERALL	1- 2	0- 1	6- 1				
6- 3	1- 1	1- 2	HOME	0- 0	0- 0	4- 0				
2- 4	0- 1	0- 0	AWAY	0- 1	0- 1	2- 1				
1- 1	0- 0	0- 0	NEUTRAL	1- 1	0- 0	0- 0				
8- 3	0- 1	1- 0	NON-CONFERENCE	1- 1	0- 0	6- 1				
5- 1	0- 1	1- 0	HOME	0- 0	0- 0	4- 0				
2- 1	0- 0	0- 0	AWAY	0- 0	0- 0	2- 1				
1- 1	0- 0	0- 0	NEUTRAL	1- 1	0- 0	0- 0				
1- 5	1- 1	0- 2	CONFERENCE	0- 1	0- 1	0- 0				
1- 2	1- 0	0- 2	HOME	0- 0	0- 0	0- 0				
0- 3	0- 1	0- 0	AWAY	0- 1	0- 1	0- 0				
0- 0	0- 0	0- 0	NEUTRAL	0- 0	0- 0	0- 0				

RPI	S	Opponent	Score	RPI	S	Opponent	Score	RPI	S	Opponent	Score	RPI	S	Opponent	Score
9	A	UCLA	59 83	28	H	Virginia	59 49	51	A	Colorado	53 66	111	A	Utah	65 67
9	H	UCLA	70 68	30	H	Arizona St.	54 63	59	N	Nebraska	54 67	201	H	UNLV	75 54
19	H	Texas A&M	64 74	43	H	Arizona	57 65	70	N	Alabama	60 57	235	A	CSUN	69 53
												241	A	UC Riverside	76 59
												266	A	UC Santa Barbara	46 57
												286	H	Long Beach St.	57 40
												297	H	Nevada	50 47
												319	H	UTRGV	80 43
LAST 10 Division I															
9	H	UCLA	70 68	9	A	UCLA	59 83	286	H	Long Beach St.	57 40				
111	A	Utah	65 67	51	A	Colorado	53 66	297	H	Nevada	50 47				
30	H	Arizona St.	54 63	319	H	UTRGV	80 43	201	H	UNLV	75 54				
43	H	Arizona	57 65												

Non-Div I Games:

Southern California

■ Loss,
 ■ Non-Conf,
 ■ S Site,
 ■ H Home
 ■ A Away
 N Neutral

Average RPI Win:	165	WON-LOST	WINNING	LAST 10	STRENGTH OF	OPP. STRENGTH	TEAM	ADJ.	CONF.	ADJ CONF.
Average RPI Loss:	99	RECORD	PCT. RANK	GAMES	SCHEDULE	OF SCHEDULE	RPI	RPI	RPI	RPI
DIV. I ONLY	10- 6	101	6-4	57	158	66	66	7	7	
DIV. I NON-CONF.	8- 3	68	4-1	151	241	74	74	7	7	
TOTALS	RPI 1-25	RPI 26-50	W-L RECORDS	RPI 51-100	RPI 101-150	RPI 150+				
10- 6	1- 0	0- 2	OVERALL	2- 1	0- 1	7- 2				
5- 3	1- 0	0- 2	HOME	2- 0	0- 0	2- 1				
4- 3	0- 0	0- 0	AWAY	0- 1	0- 1	4- 1				
1- 0	0- 0	0- 0	NEUTRAL	0- 0	0- 0	1- 0				
8- 3	0- 0	0- 0	NON-CONFERENCE	2- 1	0- 0	6- 2				
4- 1	0- 0	0- 0	HOME	2- 0	0- 0	2- 1				
3- 2	0- 0	0- 0	AWAY	0- 1	0- 0	3- 1				
1- 0	0- 0	0- 0	NEUTRAL	0- 0	0- 0	1- 0				
2- 3	1- 0	0- 2	CONFERENCE	0- 0	0- 1	1- 0				
1- 2	1- 0	0- 2	HOME	0- 0	0- 0	0- 0				
1- 1	0- 0	0- 0	AWAY	0- 0	0- 1	1- 0				
0- 0	0- 0	0- 0	NEUTRAL	0- 0	0- 0	0- 0				

RPI 1-25				RPI 26-50				RPI 51-100				Team's RPI: 66	RPI 101+			
RPI	S	Opponent	Score	RPI	S	Opponent	Score	RPI	S	Opponent	Score		RPI	S	Opponent	Score
4	H	Missouri St.	70 68	31	H	Drake	65 73	57	A	IUPUI	78 81		116	A	Loyola Chicago	49 51
				46	H	UNI	57 60						155	H	Tennessee Tech	76 65
								71	H	UT Martin	70 59		163	A	Southeast Mo. St.	65 79
								99	H	Saint Louis	61 53		177	A	Eastern Mich.	85 54
													179	H	Memphis	66 70
													186	A	Valparaiso	67 51
													211	H	Murray St.	76 66
													212	A	Northern Ill.	80 61
													225	N	Western Ill.	79 65
													310	A	SIUE	103 67
LAST 10 Division I																
4	H	Missouri St.	70 68	31	H	Drake	65 73	212	A	Northern Ill.	80 61					
46	H	UNI	57 60	116	A	Loyola Chicago	49 51	225	N	Western Ill.	79 65					
186	A	Valparaiso	67 51					211	H	Murray St.	76 66					
								163	A	Southeast Mo. St.	65 79					
								71	H	UT Martin	70 59					

Non-Div I Games:

Southern Ill.

■ Loss,
 ■ Non-Conf,
 ■ S Site,
 ■ H Home
 ■ A Away
 N Neutral

Average RPI Win:	318	WON-LOST	WINNING	LAST 10	STRENGTH OF	OPP. STRENGTH	TEAM	ADJ.	CONF.	ADJ CONF.
Average RPI Loss:	102	RECORD	PCT. RANK	GAMES	SCHEDULE	OF SCHEDULE	RPI	RPI	RPI	RPI
DIV. I ONLY	2- 11	325	2-8	136	86	264	264	31	31	
DIV. I NON-CONF.	0- 9	338	0-6	13	61	244	244	29	29	
TOTALS	RPI 1-25	RPI 26-50	W-L RECORDS	RPI 51-100	RPI 101-150	RPI 150+				
2- 11	0- 1	0- 1	OVERALL	0- 5	0- 2	2- 2				
1- 1	0- 0	0- 0	HOME	0- 0	0- 0	1- 1				
1- 8	0- 1	0- 1	AWAY	0- 4	0- 2	1- 0				
0- 2	0- 0	0- 0	NEUTRAL	0- 1	0- 0	0- 1				
0- 9	0- 1	0- 1	NON-CONFERENCE	0- 4	0- 2	0- 1				
0- 0	0- 0	0- 0	HOME	0- 0	0- 0	0- 0				
0- 7	0- 1	0- 1	AWAY	0- 3	0- 2	0- 0				
0- 2	0- 0	0- 0	NEUTRAL	0- 1	0- 0	0- 1				
2- 2	0- 0	0- 0	CONFERENCE	0- 1	0- 0	2- 1				
1- 1	0- 0	0- 0	HOME	0- 0	0- 0	1- 1				
1- 1	0- 0	0- 0	AWAY	0- 1	0- 0	1- 0				
0- 0	0- 0	0- 0	NEUTRAL	0- 0	0- 0	0- 0				

RPI 1-25				RPI 26-50				RPI 51-100				RPI 101+ Team's RPI: 264			
RPI	S	Opponent	Score	RPI	S	Opponent	Score	RPI	S	Opponent	Score	RPI	S	Opponent	Score
25	A	Rutgers	58 78	39	A	Oklahoma St.	59 72	59	A	Nebraska	39 73	129	A	Fordham	52 65
								60	A	Texas	39 93	144	A	Wichita St.	63 69
								61	N	Washington St.	54 69	184	H	Jackson St.	51 72
								86	A	Iowa St.	36 69	238	N	UNC Asheville	34 53
								93	A	Texas Southern	56 61	309	A	Prairie View	68 48
												327	H	Grambling	81 57
LAST 10 Division I															
184	H	Jackson St.	51 72	61	N	Washington St.	54 69								
327	H	Grambling	81 57	39	A	Oklahoma St.	59 72								
309	A	Prairie View	68 48	129	A	Fordham	52 65								
93	A	Texas Southern	56 61	25	A	Rutgers	58 78								
238	N	UNC Asheville	34 53	60	A	Texas	39 93								

Non-Div I Games: Tougaloo 100 39 Wiley 78 55

Southern U.

■ Loss,
 ■ Non-Conf,
 ■ S Site,
 ■ Home
 ■ A Away
 N Neutral

Southern Utah

Through Games Of Jan. 17, 2020

Average RPI Win:	244	WON-LOST	WINNING	LAST 10	STRENGTH OF	OPP. STRENGTH	TEAM	ADJ.	CONF.	ADJ CONF.
Average RPI Loss:	174	RECORD	PCT. RANK	GAMES	SCHEDULE	OF SCHEDULE	RPI	RPI	RPI	RPI
DIV. I ONLY	8- 6	136	5-5	226	252	161	161	21	21	
DIV. I NON-CONF.	6- 3	90	3-2	252	267	127	127	17	17	
TOTALS	RPI 1-25	RPI 26-50	W-L RECORDS	RPI 51-100	RPI 101-150	RPI 150+				
8- 6	0- 1	0- 0	OVERALL	0- 0	0- 1	8- 4				
7- 0	0- 0	0- 0	HOME	0- 0	0- 0	7- 0				
1- 6	0- 1	0- 0	AWAY	0- 0	0- 1	1- 4				
0- 0	0- 0	0- 0	NEUTRAL	0- 0	0- 0	0- 0				
6- 3	0- 1	0- 0	NON-CONFERENCE	0- 0	0- 0	6- 2				
5- 0	0- 0	0- 0	HOME	0- 0	0- 0	5- 0				
1- 3	0- 1	0- 0	AWAY	0- 0	0- 0	1- 2				
0- 0	0- 0	0- 0	NEUTRAL	0- 0	0- 0	0- 0				
2- 3	0- 0	0- 0	CONFERENCE	0- 0	0- 1	2- 2				
2- 0	0- 0	0- 0	HOME	0- 0	0- 0	2- 0				
0- 3	0- 0	0- 0	AWAY	0- 0	0- 1	0- 2				
0- 0	0- 0	0- 0	NEUTRAL	0- 0	0- 0	0- 0				

RPI 1-25				RPI 26-50				RPI 51-100				RPI 101+				Team's RPI: 161
RPI	S	Opponent	Score	RPI	S	Opponent	Score	RPI	S	Opponent	Score	RPI	S	Opponent	Score	
5	A	Oregon St.	45 95									113	A	Montana St.	65 91	
												168	A	Montana	74 81	
												188	H	Portland St.	71 58	
												201	H	UNLV	72 68	
												209	H	Cal St. Fullerton	79 63	
												214	A	Northern Ariz.	76 84	
												227	H	Oral Roberts	72 58	
												241	H	UC Riverside	79 68	
												246	A	Grand Canyon	65 69	
												278	H	Idaho St.	72 65	
												280	H	UC Irvine	82 68	
												295	A	Denver	73 81	
												329	A	Utah Valley	71 58	
LAST 10 Division I																
214	A	Northern Ariz.	76 84	241	H	UC Riverside	79 68									
278	H	Idaho St.	72 65	295	A	Denver	73 81									
113	A	Montana St.	65 91	280	H	UC Irvine	82 68									
168	A	Montana	74 81	227	H	Oral Roberts	72 58									
188	H	Portland St.	71 58	5	A	Oregon St.	45 95									

Non-Div I Games:

Southern Utah

■ Loss,
 ■ Non-Conf,
 ■ S Site,
 ■ Home
 ■ A Away
 N Neutral

Average RPI Win:	212	WON-LOST	WINNING	LAST 10	STRENGTH OF	OPP. STRENGTH	TEAM	ADJ.	CONF.	ADJ CONF.
Average RPI Loss:	142	RECORD	PCT. RANK	GAMES	SCHEDULE	OF SCHEDULE	RPI	RPI	RPI	RPI
DIV. I ONLY	4- 13	297	3-7	96	254	273	273	12	12	
DIV. I NON-CONF.	3- 10	282	2-4	126	285	291	291	12	12	
TOTALS	RPI 1-25	RPI 26-50	W-L RECORDS	RPI 51-100	RPI 101-150	RPI 150+				
4- 13	0- 0	0- 0	OVERALL	0- 4	1- 4	3- 5				
3- 6	0- 0	0- 0	HOME	0- 2	0- 2	3- 2				
0- 6	0- 0	0- 0	AWAY	0- 2	0- 2	0- 2				
1- 1	0- 0	0- 0	NEUTRAL	0- 0	1- 0	0- 1				
3- 10	0- 0	0- 0	NON-CONFERENCE	0- 3	1- 2	2- 5				
2- 5	0- 0	0- 0	HOME	0- 2	0- 1	2- 2				
0- 4	0- 0	0- 0	AWAY	0- 1	0- 1	0- 2				
1- 1	0- 0	0- 0	NEUTRAL	0- 0	1- 0	0- 1				
1- 3	0- 0	0- 0	CONFERENCE	0- 1	0- 2	1- 0				
1- 1	0- 0	0- 0	HOME	0- 0	0- 1	1- 0				
0- 2	0- 0	0- 0	AWAY	0- 1	0- 1	0- 0				
0- 0	0- 0	0- 0	NEUTRAL	0- 0	0- 0	0- 0				

RPI 1-25				RPI 26-50				RPI 51-100				RPI 101+				Team's RPI: 273	
RPI	S	Opponent	Score	RPI	S	Opponent	Score	RPI	S	Opponent	Score	RPI	S	Opponent	Score		
								54	H	St. John's (NY)	56	68	117	A	Kent St.	58	81
								64	A	Bucknell	60	68	120	H	Massachusetts	52	62
								79	H	Buffalo	36	46	129	A	Fordham	53	79
								99	A	Saint Louis	51	72	139	N	Wright St.	57	56
													150	H	Cornell	42	70
													152	N	Saint Mary's (CA)	57	72
													175	H	Akron	54	63
													187	H	Cleveland St.	62	65
													196	A	Binghamton	67	78
													202	H	George Mason	62	47
													228	H	Niagara	71	67
													277	H	Oakland	80	66
													330	A	Canisius	82	84
LAST 10 Division I																	
				99	A	Saint Louis	51	72	152	N	Saint Mary's (CA)	57	72				
				202	H	George Mason	62	47	139	N	Wright St.	57	56				
				120	H	Massachusetts	52	62	277	H	Oakland	80	66				
				129	A	Fordham	53	79	79	H	Buffalo	36	46				
				150	H	Cornell	42	70	117	A	Kent St.	58	81				

Non-Div I Games:

St. Bonaventure

Average RPI Win:	301	WON-LOST	WINNING	LAST 10	STRENGTH OF	OPP. STRENGTH	TEAM	ADJ.	CONF.	ADJ CONF.
Average RPI Loss:	167	RECORD	PCT. RANK	GAMES	SCHEDULE	OF SCHEDULE	RPI	RPI	RPI	RPI
DIV. I ONLY	4- 10	275	3-7	250	277	296	296	29	29	
DIV. I NON-CONF.	3- 7	252	2-4	189	229	259	259	30	30	
TOTALS	RPI 1-25	RPI 26-50	W-L RECORDS	RPI 51-100	RPI 101-150	RPI 150+				
4- 10	0- 1	0- 1	OVERALL	0- 1	0- 2	4- 5				
3- 2	0- 0	0- 0	HOME	0- 0	0- 1	3- 1				
1- 6	0- 1	0- 1	AWAY	0- 0	0- 1	1- 3				
0- 2	0- 0	0- 0	NEUTRAL	0- 1	0- 0	0- 1				
3- 7	0- 1	0- 1	NON-CONFERENCE	0- 1	0- 2	3- 2				
2- 1	0- 0	0- 0	HOME	0- 0	0- 1	2- 0				
1- 4	0- 1	0- 1	AWAY	0- 0	0- 1	1- 1				
0- 2	0- 0	0- 0	NEUTRAL	0- 1	0- 0	0- 1				
1- 3	0- 0	0- 0	CONFERENCE	0- 0	0- 0	1- 3				
1- 1	0- 0	0- 0	HOME	0- 0	0- 0	1- 1				
0- 2	0- 0	0- 0	AWAY	0- 0	0- 0	0- 2				
0- 0	0- 0	0- 0	NEUTRAL	0- 0	0- 0	0- 0				

RPI 1-25				RPI 26-50				RPI 51-100				RPI 101+ Team's RPI: 296			
RPI	S	Opponent	Score	RPI	S	Opponent	Score	RPI	S	Opponent	Score	RPI	S	Opponent	Score
20	A	Princeton	44 76	34	A	Marquette	71 92	90	N	Pacific	62 71	104	A	Boston College	69 106
												104	H	Stony Brook	73 86
												156	A	Robert Morris	44 69
												218	A	Saint Francis (PA)	72 82
												245	H	Army West Point	70 64
												285	H	Loyola Maryland	89 78
												287	N	Ga. Southern	47 78
												321	A	NJIT	69 88
												326	A	Albany (NY)	49 41
												334	H	Fairleigh Dickinson	57 62
												347	H	LIU Brooklyn	88 63
LAST 10 Division I															
156	A	Robert Morris	44 69	90	N	Pacific	62 71								
218	A	Saint Francis (PA)	72 82	326	A	Albany (NY)	49 41								
347	H	LIU Brooklyn	88 63	20	A	Princeton	44 76								
334	H	Fairleigh Dickinson	57 62	321	A	NJIT	69 88								
287	N	Ga. Southern	47 78	285	H	Loyola Maryland	89 78								

Non-Div I Games: East Stroudsburg 84 62

St. Francis Brooklyn

■ Loss,
 ■ Non-Conf,
 ■ S Site,
 ■ Home
 ■ A Away
 N Neutral

St. John's (NY)

Through Games Of Jan. 17, 2020

Average RPI Win:	176	WON-LOST	WINNING	LAST 10	STRENGTH OF	OPP. STRENGTH	TEAM	ADJ.	CONF.	ADJ CONF.
Average RPI Loss:	63	RECORD	PCT. RANK	GAMES	SCHEDULE	OF SCHEDULE	RPI	RPI	RPI	RPI
DIV. I ONLY	11- 7	115	6-4	49	79	54	54	6	6	
DIV. I NON-CONF.	7- 4	100	2-1	33	158	42	42	6	6	
TOTALS	RPI 1-25	RPI 26-50	W-L RECORDS	RPI 51-100	RPI 101-150	RPI 150+				
11- 7	0- 2	0- 2	OVERALL	2- 2	3- 0	6- 1				
7- 1	0- 0	0- 0	HOME	1- 1	2- 0	4- 0				
4- 5	0- 2	0- 2	AWAY	1- 0	1- 0	2- 1				
0- 1	0- 0	0- 0	NEUTRAL	0- 1	0- 0	0- 0				
7- 4	0- 1	0- 1	NON-CONFERENCE	2- 1	1- 0	4- 1				
5- 0	0- 0	0- 0	HOME	1- 0	1- 0	3- 0				
2- 3	0- 1	0- 1	AWAY	1- 0	0- 0	1- 1				
0- 1	0- 0	0- 0	NEUTRAL	0- 1	0- 0	0- 0				
4- 3	0- 1	0- 1	CONFERENCE	0- 1	2- 0	2- 0				
2- 1	0- 0	0- 0	HOME	0- 1	1- 0	1- 0				
2- 2	0- 1	0- 1	AWAY	0- 0	1- 0	1- 0				
0- 0	0- 0	0- 0	NEUTRAL	0- 0	0- 0	0- 0				

RPI 1-25				RPI 26-50				RPI 51-100 Team's RPI: 54				RPI 101+			
RPI	S	Opponent	Score	RPI	S	Opponent	Score	RPI	S	Opponent	Score	RPI	S	Opponent	Score
12	A	DePaul	69 74	34	A	Marquette	85 94	52	A	Yale	80 66	112	H	Providence	64 58
18	A	Florida St.	70 74	41	A	James Madison	73 76	56	H	Wake Forest	82 74	120	H	Massachusetts	82 71
								57	N	IUPUI	78 85	121	A	Butler	67 42
								77	H	Villanova	62 67	201	A	UNLV	75 79
												216	A	Xavier	75 67
												234	H	Georgetown	71 54
												243	H	Lafayette	76 44
												245	H	Army West Point	96 60
												259	H	Fairfield	71 69
												273	A	St. Bonaventure	68 56
LAST 10 Division I															
112	H	Providence	64 58	121	A	Butler	67 42								
12	A	DePaul	69 74	216	A	Xavier	75 67								
34	A	Marquette	85 94	259	H	Fairfield	71 69								
77	H	Villanova	62 67	18	A	Florida St.	70 74								
234	H	Georgetown	71 54	245	H	Army West Point	96 60								

Non-Div I Games:

St. John's (NY)

■ Loss,
 ■ Non-Conf, S Site,
 ■ Home
 ■ Away
 N Neutral

Average RPI Win:	127	WON-LOST	WINNING	LAST 10	STRENGTH OF	OPP. STRENGTH	TEAM	ADJ.	CONF.	ADJ CONF.
Average RPI Loss:	35	RECORD	PCT. RANK	GAMES	SCHEDULE	OF SCHEDULE	RPI	RPI	RPI	RPI
DIV. I ONLY	15- 2	13	8-2	22	21	8	8	1	1	
DIV. I NON-CONF.	11- 1	13	4-1	38	49	7	7	1	1	
TOTALS	RPI 1-25	RPI 26-50	W-L RECORDS	RPI 51-100	RPI 101-150	RPI 150+				
15- 2	2- 1	1- 0	OVERALL	5- 1	2- 0	5- 0				
10- 0	1- 0	1- 0	HOME	4- 0	1- 0	3- 0				
2- 2	0- 1	0- 0	AWAY	0- 1	1- 0	1- 0				
3- 0	1- 0	0- 0	NEUTRAL	1- 0	0- 0	1- 0				
11- 1	2- 0	1- 0	NON-CONFERENCE	3- 1	0- 0	5- 0				
7- 0	1- 0	1- 0	HOME	2- 0	0- 0	3- 0				
1- 1	0- 0	0- 0	AWAY	0- 1	0- 0	1- 0				
3- 0	1- 0	0- 0	NEUTRAL	1- 0	0- 0	1- 0				
4- 1	0- 1	0- 0	CONFERENCE	2- 0	2- 0	0- 0				
3- 0	0- 0	0- 0	HOME	2- 0	1- 0	0- 0				
1- 1	0- 1	0- 0	AWAY	0- 0	1- 0	0- 0				
0- 0	0- 0	0- 0	NEUTRAL	0- 0	0- 0	0- 0				

RPI 1-25				RPI 26-50				RPI 51-100				RPI 101+			
RPI	S	Opponent	Score	RPI	S	Opponent	Score	RPI	S	Opponent	Score	RPI	S	Opponent	Score
7	H	Gonzaga	76 70	36	H	Ohio St.	71 52	60	A	Texas	64 69	101	A	California	79 65
10	A	Oregon	55 87					61	H	Washington St.	77 58	101	H	California	73 40
15	N	Mississippi St.	67 62					69	H	Tennessee	78 51	199	H	Northern Colo.	90 36
								79	H	Buffalo	88 69	231	H	UC Davis	67 55
								91	N	Syracuse	77 59	232	A	San Francisco	97 71
								97	H	Washington	77 56	288	H	Eastern Wash.	92 27
												298	N	California Baptist	83 78
LAST 10 Division I															
10	A	Oregon	55 87	231	H	UC Davis	67 55								
101	A	California	79 65	60	A	Texas	64 69								
101	H	California	73 40	69	H	Tennessee	78 51								
97	H	Washington	77 56	36	H	Ohio St.	71 52								
61	H	Washington St.	77 58	15	N	Mississippi St.	67 62								

Non-Div I Games:

Stanford

Average RPI Win:	267	WON-LOST	WINNING	LAST 10	STRENGTH OF	OPP. STRENGTH	TEAM	ADJ.	CONF.	ADJ CONF.
Average RPI Loss:	124	RECORD	PCT. RANK	GAMES	SCHEDULE	OF SCHEDULE	RPI	RPI	RPI	RPI
DIV. I ONLY	4- 9	269	3-7	122	225	226	226	16	16	
DIV. I NON-CONF.	3- 7	252	2-5	108	242	229	229	16	16	
TOTALS	RPI 1-25	RPI 26-50	W-L RECORDS	RPI 51-100	RPI 101-150	RPI 150+				
4- 9	0- 1	0- 1	OVERALL	0- 2	0- 2	4- 3				
2- 4	0- 0	0- 1	HOME	0- 0	0- 1	2- 2				
2- 4	0- 1	0- 0	AWAY	0- 2	0- 1	2- 0				
0- 1	0- 0	0- 0	NEUTRAL	0- 0	0- 0	0- 1				
3- 7	0- 1	0- 0	NON-CONFERENCE	0- 2	0- 2	3- 2				
2- 2	0- 0	0- 0	HOME	0- 0	0- 1	2- 1				
1- 4	0- 1	0- 0	AWAY	0- 2	0- 1	1- 0				
0- 1	0- 0	0- 0	NEUTRAL	0- 0	0- 0	0- 1				
1- 2	0- 0	0- 1	CONFERENCE	0- 0	0- 0	1- 1				
0- 2	0- 0	0- 1	HOME	0- 0	0- 0	0- 1				
1- 0	0- 0	0- 0	AWAY	0- 0	0- 0	1- 0				
0- 0	0- 0	0- 0	NEUTRAL	0- 0	0- 0	0- 0				

RPI 1-25				RPI 26-50				RPI 51-100				RPI 101+ Team's RPI: 226			
RPI	S	Opponent	Score	RPI	S	Opponent	Score	RPI	S	Opponent	Score	RPI	S	Opponent	Score
16	A	Kentucky	48 67	38	H	FGCU	47 89	68	A	UCF	40 66	122	A	Penn	41 81
								69	A	Tennessee	46 73	141	H	Holy Cross	63 75
												183	H	Bethune-Cookman	55 59
												218	N	Saint Francis (PA)	73 78
												220	H	Tulsa	66 60
												244	A	Kennesaw St.	67 61
												262	H	Lipscomb	59 65
												272	A	Morehead St.	58 55
												330	H	Canisius	68 52
LAST 10 Division I															
				38	H	FGCU	47 89	330	H	Canisius	68 52				
				262	H	Lipscomb	59 65	220	H	Tulsa	66 60				
				244	A	Kennesaw St.	67 61	122	A	Penn	41 81				
				141	H	Holy Cross	63 75	68	A	UCF	40 66				
				183	H	Bethune-Cookman	55 59	69	A	Tennessee	46 73				

Non-Div I Games: Palm Beach Atl. 77 46 Trinity Baptist 116 40 Fla. National 80 37

Stetson

Stony Brook

Through Games Of Jan. 17, 2020

Average RPI Win:	259	WON-LOST	WINNING	LAST 10	STRENGTH OF	OPP. STRENGTH	TEAM	ADJ.	CONF.	ADJ CONF.
Average RPI Loss:	47	RECORD	PCT. RANK	GAMES	SCHEDULE	OF SCHEDULE	RPI	RPI	RPI	RPI
DIV. I ONLY	16- 1	4	10-0	336	253	104	104	28	28	
DIV. I NON-CONF.	11- 1	13	5-0	302	262	79	79	28	28	
TOTALS	RPI 1-25	RPI 26-50	W-L RECORDS	RPI 51-100	RPI 101-150	RPI 150+				
16- 1	0- 0	0- 1	OVERALL	1- 0	1- 0	14- 0				
8- 0	0- 0	0- 0	HOME	1- 0	0- 0	7- 0				
6- 1	0- 0	0- 1	AWAY	0- 0	0- 0	6- 0				
2- 0	0- 0	0- 0	NEUTRAL	0- 0	1- 0	1- 0				
11- 1	0- 0	0- 1	NON-CONFERENCE	1- 0	1- 0	9- 0				
4- 0	0- 0	0- 0	HOME	1- 0	0- 0	3- 0				
5- 1	0- 0	0- 1	AWAY	0- 0	0- 0	5- 0				
2- 0	0- 0	0- 0	NEUTRAL	0- 0	1- 0	1- 0				
5- 0	0- 0	0- 0	CONFERENCE	0- 0	0- 0	5- 0				
4- 0	0- 0	0- 0	HOME	0- 0	0- 0	4- 0				
1- 0	0- 0	0- 0	AWAY	0- 0	0- 0	1- 0				
0- 0	0- 0	0- 0	NEUTRAL	0- 0	0- 0	0- 0				

RPI S	Opponent	Score	RPI S	Opponent	Score	RPI S	Opponent	Score	RPI S	Opponent	Score	Team's RPI: 104
47	A	Arkansas	58	88	64	H	Bucknell	78 73	124	N	Western Mich.	50 47
									190	H	Iona	59 40
									217	H	Manhattan	59 54
									250	H	Maine	73 69
									252	H	Vermont	67 49
									268	H	Sacred Heart	54 50
									282	A	Wagner	66 45
									291	A	New Hampshire	53 44
									296	A	St. Francis Brooklyn	86 73
									299	N	Morgan St.	63 56
									301	A	Pittsburgh	59 56
									313	H	UMBC	57 45
									315	A	Hofstra	81 38
									336	H	Hartford	66 55
									347	A	LIU Brooklyn	80 49
LAST 10 Division I												
336	H	Hartford	66	55	64	H	Bucknell	78 73				
291	A	New Hampshire	53	44	124	N	Western Mich.	50 47				
252	H	Vermont	67	49	299	N	Morgan St.	63 56				
250	H	Maine	73	69	282	A	Wagner	66 45				
313	H	UMBC	57	45	301	A	Pittsburgh	59 56				

Non-Div I Games: Molloy 66 49

Stony Brook

Loss, Non-Conf, S Site, H Home A Away N Neutral

Average RPI Win:	177	WON-LOST	WINNING	LAST 10	STRENGTH OF	OPP. STRENGTH	TEAM	ADJ.	CONF.	ADJ CONF.
Average RPI Loss:	44	RECORD	PCT. RANK	GAMES	SCHEDULE	OF SCHEDULE	RPI	RPI	RPI	RPI
DIV. I ONLY	8- 8	174	4-6	28	16	91	91	4	4	
DIV. I NON-CONF.	6- 5	151	2-3	74	55	119	119	3	3	
TOTALS	RPI 1-25	RPI 26-50	W-L RECORDS	RPI 51-100	RPI 101-150	RPI 150+				
8- 8	1- 3	0- 3	OVERALL	2- 1	2- 0	3- 1				
6- 2	1- 1	0- 1	HOME	1- 0	1- 0	3- 0				
0- 3	0- 1	0- 1	AWAY	0- 1	0- 0	0- 0				
2- 3	0- 1	0- 1	NEUTRAL	1- 0	1- 0	0- 1				
6- 5	0- 2	0- 1	NON-CONFERENCE	2- 1	1- 0	3- 1				
4- 1	0- 1	0- 0	HOME	1- 0	0- 0	3- 0				
0- 1	0- 0	0- 0	AWAY	0- 1	0- 0	0- 0				
2- 3	0- 1	0- 1	NEUTRAL	1- 0	1- 0	0- 1				
2- 3	1- 1	0- 2	CONFERENCE	0- 0	1- 0	0- 0				
2- 1	1- 0	0- 1	HOME	0- 0	1- 0	0- 0				
0- 2	0- 1	0- 1	AWAY	0- 0	0- 0	0- 0				
0- 0	0- 0	0- 0	NEUTRAL	0- 0	0- 0	0- 0				

RPI 1-25				RPI 26-50				RPI 51-100				RPI 101+			
RPI	S	Opponent	Score	RPI	S	Opponent	Score	RPI	S	Opponent	Score	RPI	S	Opponent	Score
1	A	Louisville	58 62	26	H	Georgia Tech	64 82	55	A	Michigan	76 84	127	H	Notre Dame	74 63
8	N	Stanford	59 77	32	N	West Virginia	69 71	92	H	Ohio	66 54	138	N	Houston	87 62
10	H	Oregon	64 81	40	A	Miami (FL)	62 77	96	N	Michigan St.	77 63	178	N	Green Bay	73 79
18	H	Florida St.	90 89									302	H	UMES	65 50
												313	H	UMBC	82 48
												326	H	Albany (NY)	75 53
LAST 10 Division I															
26	H	Georgia Tech	64 82	32	N	West Virginia	69 71								
40	A	Miami (FL)	62 77	96	N	Michigan St.	77 63								
127	H	Notre Dame	74 63	313	H	UMBC	82 48								
18	H	Florida St.	90 89	55	A	Michigan	76 84								
1	A	Louisville	58 62	178	N	Green Bay	73 79								

Non-Div I Games:

Syracuse

Average RPI Win:	159	WON-LOST	WINNING	LAST 10	STRENGTH OF	OPP. STRENGTH	TEAM	ADJ.	CONF.	ADJ CONF.
Average RPI Loss:	84	RECORD	PCT. RANK	GAMES	SCHEDULE	OF SCHEDULE	RPI	RPI	RPI	RPI
DIV. I ONLY	12- 3	34	7-3	52	82	29	29	3	3	
DIV. I NON-CONF.	9- 2	39	4-2	128	77	31	31	4	4	
TOTALS	RPI 1-25	RPI 26-50	W-L RECORDS	RPI 51-100	RPI 101-150	RPI 150+				
12- 3	0- 1	0- 1	OVERALL	4- 0	3- 0	5- 1				
8- 1	0- 0	0- 0	HOME	2- 0	3- 0	3- 1				
4- 2	0- 1	0- 1	AWAY	2- 0	0- 0	2- 0				
0- 0	0- 0	0- 0	NEUTRAL	0- 0	0- 0	0- 0				
9- 2	0- 1	0- 1	NON-CONFERENCE	1- 0	3- 0	5- 0				
7- 0	0- 0	0- 0	HOME	1- 0	3- 0	3- 0				
2- 2	0- 1	0- 1	AWAY	0- 0	0- 0	2- 0				
0- 0	0- 0	0- 0	NEUTRAL	0- 0	0- 0	0- 0				
3- 1	0- 0	0- 0	CONFERENCE	3- 0	0- 0	0- 1				
1- 1	0- 0	0- 0	HOME	1- 0	0- 0	0- 1				
2- 0	0- 0	0- 0	AWAY	2- 0	0- 0	0- 0				
0- 0	0- 0	0- 0	NEUTRAL	0- 0	0- 0	0- 0				

RPI 1-25				RPI 26-50				Team's RPI: 29				RPI 51-100				RPI 101+			
RPI	S	Opponent	Score	RPI	S	Opponent	Score	RPI	S	Opponent	Score	RPI	S	Opponent	Score	RPI	S	Opponent	Score
19	A	Texas A&M	68 70	45	A	Middle Tenn.	70 82	60	A	Texas	65 63	106	H	Boise St.	77 65				
								73	H	Kansas	73 59	149	H	Auburn	80 65				
								86	A	Iowa St.	77 74	150	H	Cornell	59 49				
								92	H	Ohio	79 72	156	H	Robert Morris	66 61				
												189	H	Texas Tech	76 80				
												204	A	SMU	57 56				
												245	A	Army West Point	66 52				
												293	H	Texas St.	79 52				
												294	H	Nicholls St.	72 47				
LAST 10 Division I																			
				86	A	Iowa St.	77 74					293	H	Texas St.	79 52				
				73	H	Kansas	73 59					92	H	Ohio	79 72				
				189	H	Texas Tech	76 80					19	A	Texas A&M	68 70				
				60	A	Texas	65 63					149	H	Auburn	80 65				
				45	A	Middle Tenn.	70 82					106	H	Boise St.	77 65				

Non-Div I Games:

TCU

Average RPI Win:	160	WON-LOST	WINNING	LAST 10	STRENGTH OF	OPP. STRENGTH	TEAM	ADJ.	CONF.	ADJ CONF.
Average RPI Loss:	49	RECORD	PCT. RANK	GAMES	SCHEDULE	OF SCHEDULE	RPI	RPI	RPI	RPI
DIV. I ONLY	11- 6	84	7-3	38	36	50	50	9	9	
DIV. I NON-CONF.	7- 5	130	3-3	30	46	64	64	8	8	
TOTALS	RPI 1-25	RPI 26-50	W-L RECORDS	RPI 51-100	RPI 101-150	RPI 150+				
11- 6	0- 3	0- 1	OVERALL	3- 1	2- 0	6- 1				
6- 3	0- 2	0- 1	HOME	2- 0	1- 0	3- 0				
5- 1	0- 0	0- 0	AWAY	1- 0	1- 0	3- 1				
0- 2	0- 1	0- 0	NEUTRAL	0- 1	0- 0	0- 0				
7- 5	0- 2	0- 1	NON-CONFERENCE	2- 1	1- 0	4- 1				
4- 2	0- 1	0- 1	HOME	1- 0	1- 0	2- 0				
3- 1	0- 0	0- 0	AWAY	1- 0	0- 0	2- 1				
0- 2	0- 1	0- 0	NEUTRAL	0- 1	0- 0	0- 0				
4- 1	0- 1	0- 0	CONFERENCE	1- 0	1- 0	2- 0				
2- 1	0- 1	0- 0	HOME	1- 0	0- 0	1- 0				
2- 0	0- 0	0- 0	AWAY	0- 0	1- 0	1- 0				
0- 0	0- 0	0- 0	NEUTRAL	0- 0	0- 0	0- 0				

RPI 1-25				RPI 26-50				Team's RPI: 50				RPI 51-100				RPI 101+			
RPI	S	Opponent	Score	RPI	S	Opponent	Score	RPI	S	Opponent	Score	RPI	S	Opponent	Score	RPI	S	Opponent	Score
2	H	South Carolina	71 78	38	H	FGCU	67 93	62	N	North Carolina	58 71	115	H	Duquesne	85 72				
3	H	UConn	54 83					64	A	Bucknell	72 61	138	A	Houston	61 58				
22	N	Creighton	59 69					77	H	Villanova	74 69	164	A	Saint Joseph's	63 67				
								80	H	South Fla.	69 66	185	A	Towson	74 59				
												198	A	La Salle	72 69				
												204	H	SMU	85 62				
												216	H	Xavier	78 65				
												220	A	Tulsa	74 65				
												259	H	Fairfield	77 59				
LAST 10 Division I																			
80	H	South Fla.	69 66	38	H	FGCU	67 93	77	H	Villanova	74 69	2	H	South Carolina	71 78				
204	H	SMU	85 62					185	A	Towson	74 59	22	N	Creighton	59 69				
138	A	Houston	61 58																
220	A	Tulsa	74 65																
198	A	La Salle	72 69																

Non-Div I Games:

Temple

Tennessee

Through Games Of Jan. 17, 2020

Average RPI Win:	213	WON-LOST	WINNING	LAST 10	STRENGTH OF	OPP. STRENGTH	TEAM	ADJ.	CONF.	ADJ CONF.
Average RPI Loss:	28	RECORD	PCT. RANK	GAMES	SCHEDULE	OF SCHEDULE	RPI	RPI	RPI	RPI
DIV. I ONLY	14- 3	25	7-3	253	63	69	69	5	5	
DIV. I NON-CONF.	10- 2	30	3-2	310	107	117	117	5	5	
TOTALS	RPI 1-25	RPI 26-50	W-L RECORDS	RPI 51-100	RPI 101-150	RPI 150+				
14- 3	0- 2	0- 0	OVERALL	1- 1	2- 0	11- 0				
9- 1	0- 0	0- 0	HOME	1- 1	0- 0	8- 0				
5- 2	0- 2	0- 0	AWAY	0- 0	2- 0	3- 0				
0- 0	0- 0	0- 0	NEUTRAL	0- 0	0- 0	0- 0				
10- 2	0- 1	0- 0	NON-CONFERENCE	0- 1	1- 0	9- 0				
7- 1	0- 0	0- 0	HOME	0- 1	0- 0	7- 0				
3- 1	0- 1	0- 0	AWAY	0- 0	1- 0	2- 0				
0- 0	0- 0	0- 0	NEUTRAL	0- 0	0- 0	0- 0				
4- 1	0- 1	0- 0	CONFERENCE	1- 0	1- 0	2- 0				
2- 0	0- 0	0- 0	HOME	1- 0	0- 0	1- 0				
2- 1	0- 1	0- 0	AWAY	0- 0	1- 0	1- 0				
0- 0	0- 0	0- 0	NEUTRAL	0- 0	0- 0	0- 0				

RPI 1-25				RPI 26-50				RPI 51-100 Team's RPI: 69				RPI 101+			
RPI	S	Opponent	Score	RPI	S	Opponent	Score	RPI	S	Opponent	Score	RPI	S	Opponent	Score
8	A	Stanford	51 78					60	H	Texas	60 66	127	A	Notre Dame	74 63
16	A	Kentucky	76 80					75	H	Georgia	73 56	142	A	Florida	78 50
												158	H	Missouri	77 66
												188	A	Portland St.	88 61
												210	A	ETSU	72 68
												221	H	Howard	88 38
												226	H	Stetson	73 46
												239	H	Central Ark.	63 36
												253	H	Colorado St.	79 41
												254	A	Ole Miss	84 28
												257	H	Ark.-Pine Bluff	92 51
												303	H	Air Force	81 54
												332	H	Tennessee St.	73 43
LAST 10 Division I															
142	A	Florida	78 50	221	H	Howard	88 38								
75	H	Georgia	73 56	188	A	Portland St.	88 61								
254	A	Ole Miss	84 28	8	A	Stanford	51 78								
16	A	Kentucky	76 80	253	H	Colorado St.	79 41								
158	H	Missouri	77 66	60	H	Texas	60 66								

Non-Div I Games:

Tennessee

■ Loss,
 ■ Non-Conf,
 S Site,
 ■ Home
 ■ Away
 N Neutral

Tennessee St.

Through Games Of Jan. 17, 2020

Average RPI Win:	0	WON-LOST	WINNING	LAST 10	STRENGTH OF	OPP. STRENGTH	TEAM	ADJ.	CONF.	ADJ CONF.
Average RPI Loss:	186	RECORD	PCT. RANK	GAMES	SCHEDULE	OF SCHEDULE	RPI	RPI	RPI	RPI
DIV. I ONLY	0- 13	347	0-10	151	330	332	332	20	20	
DIV. I NON-CONF.	0- 8	338	0-5	79	324	314	314	20	20	
TOTALS	RPI 1-25	RPI 26-50	W-L RECORDS	RPI 51-100	RPI 101-150	RPI 150+				
0- 13	0- 0	0- 1	OVERALL	0- 3	0- 0	0- 9				
0- 8	0- 0	0- 0	HOME	0- 1	0- 0	0- 7				
0- 5	0- 0	0- 1	AWAY	0- 2	0- 0	0- 2				
0- 0	0- 0	0- 0	NEUTRAL	0- 0	0- 0	0- 0				
0- 8	0- 0	0- 1	NON-CONFERENCE	0- 2	0- 0	0- 5				
0- 5	0- 0	0- 0	HOME	0- 1	0- 0	0- 4				
0- 3	0- 0	0- 1	AWAY	0- 1	0- 0	0- 1				
0- 0	0- 0	0- 0	NEUTRAL	0- 0	0- 0	0- 0				
0- 5	0- 0	0- 0	CONFERENCE	0- 1	0- 0	0- 4				
0- 3	0- 0	0- 0	HOME	0- 0	0- 0	0- 3				
0- 2	0- 0	0- 0	AWAY	0- 1	0- 0	0- 1				
0- 0	0- 0	0- 0	NEUTRAL	0- 0	0- 0	0- 0				

RPI S	Opponent	Score	RPI S	Opponent	Score	RPI S	Opponent	Score	RPI S	Opponent	Score	Team's RPI: 332
43	A Arizona	42 77	58	H Vanderbilt	55 106	163	A Southeast Mo. St.	54 83	165	H Columbia	65 75	
			69	A Tennessee	43 73	176	H North Ala.	63 88	247	H Eastern Ill.	52 73	
			71	A UT Martin	71 88	255	A South Alabama	48 70	262	H Lipscomb	64 74	
						272	H Morehead St.	47 84	310	H SIUE	63 76	
						328	H Alcorn	57 62				
LAST 10 Division I												
272	H Morehead St.	47 84	165	H Columbia	65 75							
163	A Southeast Mo. St.	54 83	43	A Arizona	42 77							
71	A UT Martin	71 88	262	H Lipscomb	64 74							
310	H SIUE	63 76	255	A South Alabama	48 70							
247	H Eastern Ill.	52 73	58	H Vanderbilt	55 106							

Non-Div I Games: Wilberforce 83 65 Fisk 91 50

Tennessee St.

Loss, Non-Conf, S Site, H Home A Away N Neutral

Tennessee Tech

Through Games Of Jan. 17, 2020

Average RPI Win:	260	WON-LOST	WINNING	LAST 10	STRENGTH OF	OPP. STRENGTH	TEAM	ADJ.	CONF.	ADJ CONF.
Average RPI Loss:	95	RECORD	PCT. RANK	GAMES	SCHEDULE	OF SCHEDULE	RPI	RPI	RPI	RPI
DIV. I ONLY	10- 4	63	8-2	335	139	155	155	20	20	
DIV. I NON-CONF.	5- 4	140	3-2	343	58	228	228	20	20	
TOTALS	RPI 1-25	RPI 26-50	W-L RECORDS	RPI 51-100	RPI 101-150	RPI 150+				
10- 4	0- 0	0- 1	OVERALL	0- 2	1- 0	9- 1				
4- 0	0- 0	0- 0	HOME	0- 0	1- 0	3- 0				
5- 3	0- 0	0- 1	AWAY	0- 2	0- 0	5- 0				
1- 1	0- 0	0- 0	NEUTRAL	0- 0	0- 0	1- 1				
5- 4	0- 0	0- 1	NON-CONFERENCE	0- 2	0- 0	5- 1				
2- 0	0- 0	0- 0	HOME	0- 0	0- 0	2- 0				
2- 3	0- 0	0- 1	AWAY	0- 2	0- 0	2- 0				
1- 1	0- 0	0- 0	NEUTRAL	0- 0	0- 0	1- 1				
5- 0	0- 0	0- 0	CONFERENCE	0- 0	1- 0	4- 0				
2- 0	0- 0	0- 0	HOME	0- 0	1- 0	1- 0				
3- 0	0- 0	0- 0	AWAY	0- 0	0- 0	3- 0				
0- 0	0- 0	0- 0	NEUTRAL	0- 0	0- 0	0- 0				

RPI 1-25				RPI 26-50				RPI 51-100				RPI 101+				Team's RPI: 155	
RPI	S	Opponent	Score	RPI	S	Opponent	Score	RPI	S	Opponent	Score	RPI	S	Opponent	Score		
				45	A	Middle Tenn.	58 64	58	A	Vanderbilt	61 75	147	H	Austin Peay	58 49		
								66	A	Southern Ill.	65 76	151	A	Samford	72 57		
												211	H	Murray St.	77 72		
												212	N	Northern Ill.	74 82		
												258	A	Eastern Ky.	60 42		
												262	H	Lipscomb	78 58		
												272	A	Morehead St.	75 55		
												307	N	Detroit Mercy	69 47		
												310	A	SIUE	65 50		
												335	A	Western Caro.	62 58		
												346	H	La.-Monroe	75 68		
LAST 10 Division I																	
				310	A	SIUE	65 50	262	H	Lipscomb	78 58						
				211	H	Murray St.	77 72	335	A	Western Caro.	62 58						
				147	H	Austin Peay	58 49	58	A	Vanderbilt	61 75						
				272	A	Morehead St.	75 55	307	N	Detroit Mercy	69 47						
				258	A	Eastern Ky.	60 42	212	N	Northern Ill.	74 82						

Non-Div I Games: Tenn. Wesleyan 94 45 Cumberland (TN) 88 51

Tennessee Tech

Loss, Non-Conf, S Site, H Home A Away N Neutral

Average RPI Win:	193	WON-LOST	WINNING	LAST 10	STRENGTH OF	OPP. STRENGTH	TEAM	ADJ.	CONF.	ADJ CONF.
Average RPI Loss:	66	RECORD	PCT. RANK	GAMES	SCHEDULE	OF SCHEDULE	RPI	RPI	RPI	RPI
DIV. I ONLY	10- 6	101	7-3	31	145	60	60	3	3	
DIV. I NON-CONF.	8- 4	90	5-1	95	179	89	89	4	4	
TOTALS	RPI 1-25	RPI 26-50	W-L RECORDS	RPI 51-100	RPI 101-150	RPI 150+				
10- 6	1- 1	0- 3	OVERALL	3- 1	0- 0	6- 1				
7- 2	1- 0	0- 2	HOME	1- 0	0- 0	5- 0				
2- 3	0- 0	0- 1	AWAY	2- 1	0- 0	0- 1				
1- 1	0- 1	0- 0	NEUTRAL	0- 0	0- 0	1- 0				
8- 4	1- 1	0- 1	NON-CONFERENCE	2- 1	0- 0	5- 1				
6- 1	1- 0	0- 1	HOME	1- 0	0- 0	4- 0				
1- 2	0- 0	0- 0	AWAY	1- 1	0- 0	0- 1				
1- 1	0- 1	0- 0	NEUTRAL	0- 0	0- 0	1- 0				
2- 2	0- 0	0- 2	CONFERENCE	1- 0	0- 0	1- 0				
1- 1	0- 0	0- 1	HOME	0- 0	0- 0	1- 0				
1- 1	0- 0	0- 1	AWAY	1- 0	0- 0	0- 0				
0- 0	0- 0	0- 0	NEUTRAL	0- 0	0- 0	0- 0				

RPI 1-25				RPI 26-50				RPI 51-100 Team's RPI: 60				RPI 101+			
RPI	S	Opponent	Score	RPI	S	Opponent	Score	RPI	S	Opponent	Score	RPI	S	Opponent	Score
8	H	Stanford	69 64	29	H	TCU	63 65	69	A	Tennessee	66 60	189	H	Texas Tech	92 66
17	N	NC State	73 84	32	A	West Virginia	63 68	80	A	South Fla.	57 64	197	A	Hawaii	60 73
				43	H	Arizona	58 83	86	A	Iowa St.	81 75	264	H	Southern U.	93 39
								92	H	Ohio	73 60	266	N	North Texas	63 57
												290	H	UTSA	84 53
												319	H	UTRGV	85 69
												344	H	Northwestern St.	91 49
LAST 10 Division I															
189	H	Texas Tech	92 66	8	H	Stanford	69 64								
32	A	West Virginia	63 68	92	H	Ohio	73 60								
86	A	Iowa St.	81 75	69	A	Tennessee	66 60								
29	H	TCU	63 65	197	A	Hawaii	60 73								
344	H	Northwestern St.	91 49	266	N	North Texas	63 57								

Non-Div I Games:

Texas

■ Loss,
■ Non-Conf,
■ S Site,
■ H Home
■ A Away
N Neutral

Average RPI Win:	132	WON-LOST	WINNING	LAST 10	STRENGTH OF	OPP. STRENGTH	TEAM	ADJ.	CONF.	ADJ CONF.
Average RPI Loss:	22	RECORD	PCT. RANK	GAMES	SCHEDULE	OF SCHEDULE	RPI	RPI	RPI	RPI
DIV. I ONLY	14- 3	25	8-2	27	22	19	19	5	5	
DIV. I NON-CONF.	12- 1	9	6-0	63	11	12	12	5	5	
TOTALS	RPI 1-25	RPI 26-50	W-L RECORDS	RPI 51-100	RPI 101-150	RPI 150+				
14- 3	0- 2	5- 1	OVERALL	1- 0	3- 0	5- 0				
9- 1	0- 0	3- 1	HOME	0- 0	1- 0	5- 0				
3- 1	0- 1	1- 0	AWAY	1- 0	1- 0	0- 0				
2- 1	0- 1	1- 0	NEUTRAL	0- 0	1- 0	0- 0				
12- 1	0- 1	4- 0	NON-CONFERENCE	1- 0	3- 0	4- 0				
8- 0	0- 0	3- 0	HOME	0- 0	1- 0	4- 0				
2- 0	0- 0	0- 0	AWAY	1- 0	1- 0	0- 0				
2- 1	0- 1	1- 0	NEUTRAL	0- 0	1- 0	0- 0				
2- 2	0- 1	1- 1	CONFERENCE	0- 0	0- 0	1- 0				
1- 1	0- 0	0- 1	HOME	0- 0	0- 0	1- 0				
1- 1	0- 1	1- 0	AWAY	0- 0	0- 0	0- 0				
0- 0	0- 0	0- 0	NEUTRAL	0- 0	0- 0	0- 0				

RPI 1-25				RPI 26-50				RPI 51-100				RPI 101+			
RPI	S	Opponent	Score	RPI	S	Opponent	Score	RPI	S	Opponent	Score	RPI	S	Opponent	Score
16	A	Kentucky	54 76	26	N	Georgia Tech	60 48	78	A	Southern California	74 64	113	N	Montana St.	78 67
18	N	Florida St.	58 80	29	H	TCU	70 68					135	A	Rice	62 61
				33	H	LSU	54 57					138	H	Houston	72 43
				39	H	Oklahoma St.	74 62					192	H	A&M-Corpus Christi	85 48
				42	H	Duke	79 58					207	H	Little Rock	78 35
				47	A	Arkansas	84 77					239	H	Central Ark.	76 46
												254	H	Ole Miss	79 35
												309	H	Prairie View	80 38
LAST 10 Division I															
16	A	Kentucky	54 76	113	N	Montana St.	78 67								
33	H	LSU	54 57	26	N	Georgia Tech	60 48								
254	H	Ole Miss	79 35	138	H	Houston	72 43								
47	A	Arkansas	84 77	29	H	TCU	70 68								
192	H	A&M-Corpus Christi	85 48	39	H	Oklahoma St.	74 62								

Non-Div I Games:

Texas A&M

Texas Southern

Through Games Of Jan. 17, 2020

Average RPI Win:	225	WON-LOST	WINNING	LAST 10	STRENGTH OF	OPP. STRENGTH	TEAM	ADJ.	CONF.	ADJ CONF.
Average RPI Loss:	72	RECORD	PCT. RANK	GAMES	SCHEDULE	OF SCHEDULE	RPI	RPI	RPI	RPI
DIV. I ONLY	8- 6	136	7-3	142	94	93	93	31	31	
DIV. I NON-CONF.	5- 6	187	4-3	25	48	52	52	29	29	
TOTALS	RPI 1-25	RPI 26-50	W-L RECORDS	RPI 51-100	RPI 101-150	RPI 150+				
8- 6	0- 2	0- 0	OVERALL	0- 2	3- 1	5- 1				
4- 0	0- 0	0- 0	HOME	0- 0	1- 0	3- 0				
4- 4	0- 2	0- 0	AWAY	0- 2	2- 0	2- 0				
0- 2	0- 0	0- 0	NEUTRAL	0- 0	0- 1	0- 1				
5- 6	0- 2	0- 0	NON-CONFERENCE	0- 2	3- 1	2- 1				
1- 0	0- 0	0- 0	HOME	0- 0	1- 0	0- 0				
4- 4	0- 2	0- 0	AWAY	0- 2	2- 0	2- 0				
0- 2	0- 0	0- 0	NEUTRAL	0- 0	0- 1	0- 1				
3- 0	0- 0	0- 0	CONFERENCE	0- 0	0- 0	3- 0				
3- 0	0- 0	0- 0	HOME	0- 0	0- 0	3- 0				
0- 0	0- 0	0- 0	AWAY	0- 0	0- 0	0- 0				
0- 0	0- 0	0- 0	NEUTRAL	0- 0	0- 0	0- 0				

RPI 1-25				RPI 26-50				RPI 51-100 Team's RPI: 93				RPI 101+			
RPI	S	Opponent	Score	RPI	S	Opponent	Score	RPI	S	Opponent	Score	RPI	S	Opponent	Score
7	A	Gonzaga	45 80					51	A	Colorado	50 74	107	A	UT Arlington	74 63
10	A	Oregon	63 99					86	A	Iowa St.	59 79	111	N	Utah	52 61
												135	H	Rice	63 56
												140	A	Tulane	72 62
												167	N	UAB	68 84
												197	A	Hawaii	74 57
												264	H	Southern U.	61 56
												309	H	Prairie View	88 65
												319	A	UTRGV	71 44
												328	H	Alcorn	105 70
LAST 10 Division I															
309	H	Prairie View	88 65	140	A	Tulane	72 62								
328	H	Alcorn	105 70	7	A	Gonzaga	45 80								
264	H	Southern U.	61 56	135	H	Rice	63 56								
107	A	UT Arlington	74 63	51	A	Colorado	50 74								
167	N	UAB	68 84	197	A	Hawaii	74 57								

Non-Div I Games:

Texas Southern

Loss, Non-Conf, S Site, H Home A Away N Neutral

Average RPI Win:	215	WON-LOST	WINNING	LAST 10	STRENGTH OF	OPP. STRENGTH	TEAM	ADJ.	CONF.	ADJ CONF.
Average RPI Loss:	199	RECORD	PCT. RANK	GAMES	SCHEDULE	OF SCHEDULE	RPI	RPI	RPI	RPI
DIV. I ONLY	5- 9	244	3-7	279	267	293	293	22	22	
DIV. I NON-CONF.	5- 4	140	3-2	225	252	148	148	22	22	
TOTALS	RPI 1-25	RPI 26-50	W-L RECORDS	RPI 51-100	RPI 101-150	RPI 150+				
5- 9	0- 0	0- 1	OVERALL	0- 1	1- 1	4- 6				
4- 3	0- 0	0- 0	HOME	0- 0	1- 0	3- 3				
1- 6	0- 0	0- 1	AWAY	0- 1	0- 1	1- 3				
0- 0	0- 0	0- 0	NEUTRAL	0- 0	0- 0	0- 0				
5- 4	0- 0	0- 1	NON-CONFERENCE	0- 1	1- 0	4- 2				
4- 0	0- 0	0- 0	HOME	0- 0	1- 0	3- 0				
1- 4	0- 0	0- 1	AWAY	0- 1	0- 0	1- 2				
0- 0	0- 0	0- 0	NEUTRAL	0- 0	0- 0	0- 0				
0- 5	0- 0	0- 0	CONFERENCE	0- 0	0- 1	0- 4				
0- 3	0- 0	0- 0	HOME	0- 0	0- 0	0- 3				
0- 2	0- 0	0- 0	AWAY	0- 0	0- 1	0- 1				
0- 0	0- 0	0- 0	NEUTRAL	0- 0	0- 0	0- 0				

RPI 1-25			RPI 26-50			RPI 51-100			RPI 101+			Team's RPI: 293
RPI	S	Opponent	Score	RPI	S	Opponent	Score	RPI	S	Opponent	Score	
29	A	TCU	52 79	73	A	Kansas	48 68	110	A	Coastal Caro.	67 75	
								114	H	New Orleans	51 49	
								153	A	Dartmouth	61 51	
								192	H	A&M-Corpus Christi	57 48	
								207	H	Little Rock	66 78	
								213	H	Arkansas St.	53 56	
								227	A	Oral Roberts	57 63	
								283	A	Appalachian St.	65 73	
								290	H	UTSA	74 69	
								299	A	Morgan St.	62 72	
								328	H	Alcorn	67 59	
								346	H	La.-Monroe	55 58	
LAST 10 Division I												
346	H	La.-Monroe	55 58	328	H	Alcorn	67 59					
283	A	Appalachian St.	65 73	29	A	TCU	52 79					
110	A	Coastal Caro.	67 75	299	A	Morgan St.	62 72					
213	H	Arkansas St.	53 56	153	A	Dartmouth	61 51					
207	H	Little Rock	66 78	290	H	UTSA	74 69					

Non-Div I Games: Texas Lutheran 72 31 Tex. Permian Basin 83 45

Texas St.

Texas Tech

Through Games Of Jan. 17, 2020

Average RPI Win:	259	WON-LOST	WINNING	LAST 10	STRENGTH OF	OPP. STRENGTH	TEAM	ADJ.	CONF.	ADJ CONF.
Average RPI Loss:	102	RECORD	PCT. RANK	GAMES	SCHEDULE	OF SCHEDULE	RPI	RPI	RPI	RPI
DIV. I ONLY	12- 3	34	7-3	334	220	189	189	3	3	
DIV. I NON-CONF.	11- 0	1	6-0	351	328	166	166	4	4	
TOTALS	RPI 1-25	RPI 26-50	W-L RECORDS	RPI 51-100	RPI 101-150	RPI 150+				
12- 3	0- 0	1- 0	OVERALL	0- 2	1- 0	10- 1				
9- 2	0- 0	0- 0	HOME	0- 1	1- 0	8- 1				
2- 1	0- 0	1- 0	AWAY	0- 1	0- 0	1- 0				
1- 0	0- 0	0- 0	NEUTRAL	0- 0	0- 0	1- 0				
11- 0	0- 0	0- 0	NON-CONFERENCE	0- 0	1- 0	10- 0				
9- 0	0- 0	0- 0	HOME	0- 0	1- 0	8- 0				
1- 0	0- 0	0- 0	AWAY	0- 0	0- 0	1- 0				
1- 0	0- 0	0- 0	NEUTRAL	0- 0	0- 0	1- 0				
1- 3	0- 0	1- 0	CONFERENCE	0- 2	0- 0	0- 1				
0- 2	0- 0	0- 0	HOME	0- 1	0- 0	0- 1				
1- 1	0- 0	1- 0	AWAY	0- 1	0- 0	0- 0				
0- 0	0- 0	0- 0	NEUTRAL	0- 0	0- 0	0- 0				

RPI 1-25				RPI 26-50				RPI 51-100				RPI 101+				Team's RPI: 189	
RPI	S	Opponent	Score	RPI	S	Opponent	Score	RPI	S	Opponent	Score	RPI	S	Opponent	Score		
				29	A	TCU	80 76	60	A	Texas	66 92	134	H	Sam Houston St.	99 57		
								86	H	Iowa St.	66 96	159	H	Kansas St.	72 76		
												169	A	San Diego	64 60		
												254	H	Ole Miss	84 48		
												257	H	Ark.-Pine Bluff	81 55		
												290	H	UTSA	115 58		
												300	H	Houston Baptist	59 51		
												309	H	Prairie View	82 48		
												324	N	Purdue Fort Wayne	82 48		
												344	H	Northwestern St.	79 49		
												346	H	La.-Monroe	83 38		
												351	H	Florida A&M	98 60		
LAST 10 Division I																	
				60	A	Texas	66 92	346	H	La.-Monroe	83 38						
				159	H	Kansas St.	72 76	257	H	Ark.-Pine Bluff	81 55						
				29	A	TCU	80 76	309	H	Prairie View	82 48						
				86	H	Iowa St.	66 96	300	H	Houston Baptist	59 51						
				290	H	UTSA	115 58	254	H	Ole Miss	84 48						

Non-Div I Games:

Texas Tech

■ Loss,
 ■ Non-Conf, S Site,
 ■ Home
 ■ Away
 N Neutral

Average RPI Win:	201	WON-LOST	WINNING	LAST 10	STRENGTH OF	OPP. STRENGTH	TEAM	ADJ.	CONF.	ADJ CONF.
Average RPI Loss:	128	RECORD	PCT. RANK	GAMES	SCHEDULE	OF SCHEDULE	RPI	RPI	RPI	RPI
DIV. I ONLY	8- 7	153	7-3	168	174	166	166	10	10	
DIV. I NON-CONF.	5- 6	187	4-2	229	209	219	219	10	10	
TOTALS	RPI 1-25	RPI 26-50	W-L RECORDS	RPI 51-100	RPI 101-150	RPI 150+				
8- 7	0- 0	0- 0	OVERALL	3- 2	0- 3	5- 2				
4- 3	0- 0	0- 0	HOME	2- 1	0- 0	2- 2				
3- 3	0- 0	0- 0	AWAY	0- 0	0- 3	3- 0				
1- 1	0- 0	0- 0	NEUTRAL	1- 1	0- 0	0- 0				
5- 6	0- 0	0- 0	NON-CONFERENCE	2- 2	0- 2	3- 2				
2- 3	0- 0	0- 0	HOME	1- 1	0- 0	1- 2				
2- 2	0- 0	0- 0	AWAY	0- 0	0- 2	2- 0				
1- 1	0- 0	0- 0	NEUTRAL	1- 1	0- 0	0- 0				
3- 1	0- 0	0- 0	CONFERENCE	1- 0	0- 1	2- 0				
2- 0	0- 0	0- 0	HOME	1- 0	0- 0	1- 0				
1- 1	0- 0	0- 0	AWAY	0- 0	0- 1	1- 0				
0- 0	0- 0	0- 0	NEUTRAL	0- 0	0- 0	0- 0				

RPI 1-25				RPI 26-50				RPI 51-100				RPI 101+				Team's RPI: 166	
RPI	S	Opponent	Score	RPI	S	Opponent	Score	RPI	S	Opponent	Score	RPI	S	Opponent	Score		
								67	N	Troy	64	71	115	A	Duquesne	74	79
								79	H	Buffalo	71	59	124	A	Western Mich.	72	84
								89	H	Belmont	53	48	127	A	Notre Dame	51	54
								90	N	Pacific	66	65	175	H	Akron	65	61
								100	H	Dayton	42	60	179	H	Memphis	76	83
													186	H	Valparaiso	54	61
													212	A	Northern Ill.	63	51
													307	A	Detroit Mercy	82	64
													323	A	Georgia St.	74	48
													330	H	Canisius	83	65
LAST 10 Division I																	
				175	H	Akron	65	61	90	N	Pacific	66	65				
				212	A	Northern Ill.	63	51	67	N	Troy	64	71				
				79	H	Buffalo	71	59	307	A	Detroit Mercy	82	64				
				124	A	Western Mich.	72	84	115	A	Duquesne	74	79				
				330	H	Canisius	83	65	89	H	Belmont	53	48				

Non-Div I Games:

Toledo

Average RPI Win:	192	WON-LOST	WINNING	LAST 10	STRENGTH OF	OPP. STRENGTH	TEAM	ADJ.	CONF.	ADJ CONF.
Average RPI Loss:	123	RECORD	PCT. RANK	GAMES	SCHEDULE	OF SCHEDULE	RPI	RPI	RPI	RPI
DIV. I ONLY	6- 8	212	5-5	91	115	185	185	14	14	
DIV. I NON-CONF.	4- 6	212	3-3	163	54	218	218	13	13	
TOTALS	RPI 1-25	RPI 26-50	W-L RECORDS	RPI 51-100	RPI 101-150	RPI 150+				
6- 8	0- 2	1- 1	OVERALL	0- 0	0- 2	5- 3				
4- 4	0- 0	1- 1	HOME	0- 0	0- 2	3- 1				
1- 3	0- 1	0- 0	AWAY	0- 0	0- 0	1- 2				
1- 1	0- 1	0- 0	NEUTRAL	0- 0	0- 0	1- 0				
4- 6	0- 2	0- 1	NON-CONFERENCE	0- 0	0- 0	4- 3				
3- 2	0- 0	0- 1	HOME	0- 0	0- 0	3- 1				
0- 3	0- 1	0- 0	AWAY	0- 0	0- 0	0- 2				
1- 1	0- 1	0- 0	NEUTRAL	0- 0	0- 0	1- 0				
2- 2	0- 0	1- 0	CONFERENCE	0- 0	0- 2	1- 0				
1- 2	0- 0	1- 0	HOME	0- 0	0- 2	0- 0				
1- 0	0- 0	0- 0	AWAY	0- 0	0- 0	1- 0				
0- 0	0- 0	0- 0	NEUTRAL	0- 0	0- 0	0- 0				

RPI 1-25				RPI 26-50				RPI 51-100				RPI 101+ Team's RPI: 185			
RPI	S	Opponent	Score	RPI	S	Opponent	Score	RPI	S	Opponent	Score	RPI	S	Opponent	Score
6	N	Iowa	72 100	41	H	James Madison	76 75					109	H	Elon	61 74
25	A	Rutgers	53 67	50	H	Temple	59 74					145	H	William & Mary	75 83
												169	A	San Diego	67 81
												190	N	Iona	75 58
												194	H	American	63 60
												205	H	Penn St.	67 73
												208	H	Mt. St. Mary's	73 57
												242	A	Col. of Charleston	79 62
												271	A	San Diego St.	72 80
												274	H	Marshall	59 56
LAST 10 Division I															
242	A	Col. of Charleston	79 62	25	A	Rutgers	53 67								
41	H	James Madison	76 75	50	H	Temple	59 74								
145	H	William & Mary	75 83	190	N	Iona	75 58								
109	H	Elon	61 74	6	N	Iowa	72 100								
274	H	Marshall	59 56	194	H	American	63 60								

Non-Div I Games: Chestnut Hill 86 49

Towson

■ Loss,
 ■ Non-Conf, S Site,
 ■ Home
 ■ Away
 N Neutral

Average RPI Win:	216	WON-LOST	WINNING	LAST 10	STRENGTH OF	OPP. STRENGTH	TEAM	ADJ.	CONF.	ADJ CONF.
Average RPI Loss:	63	RECORD	PCT. RANK	GAMES	SCHEDULE	OF SCHEDULE	RPI	RPI	RPI	RPI
DIV. I ONLY	11- 3	39	9-1	207	168	67	67	22	22	
DIV. I NON-CONF.	7- 2	56	5-0	194	44	46	46	22	22	
TOTALS	RPI 1-25	RPI 26-50	W-L RECORDS	RPI 51-100	RPI 101-150	RPI 150+				
11- 3	0- 1	0- 1	OVERALL	0- 0	2- 1	9- 0				
4- 1	0- 0	0- 0	HOME	0- 0	1- 1	3- 0				
5- 2	0- 1	0- 1	AWAY	0- 0	0- 0	5- 0				
2- 0	0- 0	0- 0	NEUTRAL	0- 0	1- 0	1- 0				
7- 2	0- 1	0- 1	NON-CONFERENCE	0- 0	1- 0	6- 0				
2- 0	0- 0	0- 0	HOME	0- 0	0- 0	2- 0				
3- 2	0- 1	0- 1	AWAY	0- 0	0- 0	3- 0				
2- 0	0- 0	0- 0	NEUTRAL	0- 0	1- 0	1- 0				
4- 1	0- 0	0- 0	CONFERENCE	0- 0	1- 1	3- 0				
2- 1	0- 0	0- 0	HOME	0- 0	1- 1	1- 0				
2- 0	0- 0	0- 0	AWAY	0- 0	0- 0	2- 0				
0- 0	0- 0	0- 0	NEUTRAL	0- 0	0- 0	0- 0				

RPI 1-25				RPI 26-50				RPI 51-100				Team's RPI: 67		RPI 101+			
RPI	S	Opponent	Score	RPI	S	Opponent	Score	RPI	S	Opponent	Score			RPI	S	Opponent	Score
15	A	Mississippi St.	82 122	42	A	Duke	85 99							110	H	Coastal Caro.	84 77
														117	N	Kent St.	71 64
														133	H	Louisiana	73 79
														151	A	Samford	74 65
														166	N	Toledo	71 64
														183	A	Bethune-Cookman	68 62
														210	H	ETSU	79 61
														215	A	Chattanooga	90 51
														283	H	Appalachian St.	84 55
														287	A	Ga. Southern	79 69
														312	H	Jacksonville St.	94 64
														346	A	La.-Monroe	72 65
LAST 10 Division I																	
287	A	Ga. Southern	79 69	117	N	Kent St.	71 64										
133	H	Louisiana	73 79	166	N	Toledo	71 64										
346	A	La.-Monroe	72 65	215	A	Chattanooga	90 51										
283	H	Appalachian St.	84 55	210	H	ETSU	79 61										
110	H	Coastal Caro.	84 77	183	A	Bethune-Cookman	68 62										

Non-Div I Games: AUM 72 42 Fort Valley St. 101 52

Troy

Average RPI Win:	192	WON-LOST	WINNING	LAST 10	STRENGTH OF	OPP. STRENGTH	TEAM	ADJ.	CONF.	ADJ CONF.
Average RPI Loss:	87	RECORD	PCT. RANK	GAMES	SCHEDULE	OF SCHEDULE	RPI	RPI	RPI	RPI
DIV. I ONLY	9- 8	163	6-4	85	107	140	140	9	9	
DIV. I NON-CONF.	5- 8	221	2-4	65	98	179	179	8	8	
TOTALS	RPI 1-25	RPI 26-50	W-L RECORDS	RPI 51-100	RPI 101-150	RPI 150+				
9- 8	0- 0	0- 3	OVERALL	1- 3	1- 1	7- 1				
5- 6	0- 0	0- 2	HOME	0- 3	0- 0	5- 1				
4- 0	0- 0	0- 0	AWAY	1- 0	1- 0	2- 0				
0- 2	0- 0	0- 1	NEUTRAL	0- 0	0- 1	0- 0				
5- 8	0- 0	0- 3	NON-CONFERENCE	1- 3	0- 1	4- 1				
3- 6	0- 0	0- 2	HOME	0- 3	0- 0	3- 1				
2- 0	0- 0	0- 0	AWAY	1- 0	0- 0	1- 0				
0- 2	0- 0	0- 1	NEUTRAL	0- 0	0- 1	0- 0				
4- 0	0- 0	0- 0	CONFERENCE	0- 0	1- 0	3- 0				
2- 0	0- 0	0- 0	HOME	0- 0	0- 0	2- 0				
2- 0	0- 0	0- 0	AWAY	0- 0	1- 0	1- 0				
0- 0	0- 0	0- 0	NEUTRAL	0- 0	0- 0	0- 0				

RPI 1-25				RPI 26-50				RPI 51-100				RPI 101+				Team's RPI: 140	
RPI	S	Opponent	Score	RPI	S	Opponent	Score	RPI	S	Opponent	Score	RPI	S	Opponent	Score		
				33	H	LSU	54 59	51	H	Colorado	52 62	104	N	Boston College	76 89		
				45	H	Middle Tenn.	62 64	70	H	Alabama	56 66	144	A	Wichita St.	61 56		
				48	N	Charlotte	56 60	93	H	Texas Southern	62 72	173	A	Southern Miss.	62 58		
								97	A	Washington	64 62	179	H	Memphis	59 55		
												184	H	Jackson St.	82 46		
												204	A	SMU	67 66		
												220	H	Tulsa	64 62		
												239	H	Central Ark.	65 38		
												255	H	South Alabama	53 62		
												287	H	Ga. Southern	56 40		
LAST 10 Division I																	
				204	A	SMU	67 66	51	H	Colorado	52 62						
				179	H	Memphis	59 55	93	H	Texas Southern	62 72						
				220	H	Tulsa	64 62	255	H	South Alabama	53 62						
				144	A	Wichita St.	61 56	173	A	Southern Miss.	62 58						
				287	H	Ga. Southern	56 40	48	N	Charlotte	56 60						

Non-Div I Games:

Tulane

Tulsa

Through Games Of Jan. 17, 2020

Average RPI Win:	235	WON-LOST	WINNING	LAST 10	STRENGTH OF	OPP. STRENGTH	TEAM	ADJ.	CONF.	ADJ CONF.
Average RPI Loss:	106	RECORD	PCT. RANK	GAMES	SCHEDULE	OF SCHEDULE	RPI	RPI	RPI	RPI
DIV. I ONLY	5- 12	273	2-8	90	120	220	220	9	9	
DIV. I NON-CONF.	5- 8	221	2-4	98	186	196	196	8	8	
TOTALS	RPI 1-25	RPI 26-50	W-L RECORDS	RPI 51-100	RPI 101-150	RPI 150+				
5- 12	0- 0	0- 5	OVERALL	0- 1	0- 4	5- 2				
4- 4	0- 0	0- 2	HOME	0- 1	0- 1	4- 0				
1- 6	0- 0	0- 1	AWAY	0- 0	0- 3	1- 2				
0- 2	0- 0	0- 2	NEUTRAL	0- 0	0- 0	0- 0				
5- 8	0- 0	0- 4	NON-CONFERENCE	0- 0	0- 2	5- 2				
4- 2	0- 0	0- 1	HOME	0- 0	0- 1	4- 0				
1- 4	0- 0	0- 1	AWAY	0- 0	0- 1	1- 2				
0- 2	0- 0	0- 2	NEUTRAL	0- 0	0- 0	0- 0				
0- 4	0- 0	0- 1	CONFERENCE	0- 1	0- 2	0- 0				
0- 2	0- 0	0- 1	HOME	0- 1	0- 0	0- 0				
0- 2	0- 0	0- 0	AWAY	0- 0	0- 2	0- 0				
0- 0	0- 0	0- 0	NEUTRAL	0- 0	0- 0	0- 0				

RPI S	Opponent	Score	RPI S	Opponent	Score	RPI S	Opponent	Score	RPI S	Opponent	Score	Team's RPI: 220
34	N Marquette	60 61	39	H Oklahoma St.	48 78	80	H South Fla.	52 68	118	A Abilene Christian	63 73	
44	N Western Ky.	63 76	47	A Arkansas	41 91				140	A Tulane	62 64	
50	H Temple	65 74							144	A Wichita St.	46 57	
									148	H SFA	63 67	
									206	A UTEP	58 51	
									207	A Little Rock	51 63	
									213	H Arkansas St.	79 77	
									226	A Stetson	60 66	
									227	H Oral Roberts	67 65	
									253	H Colorado St.	61 55	
									276	H LMU (CA)	75 56	
LAST 10 Division I												
144	A Wichita St.	46 57	253	H Colorado St.	61 55							
80	H South Fla.	52 68	226	A Stetson	60 66							
140	A Tulane	62 64	47	A Arkansas	41 91							
50	H Temple	65 74	207	A Little Rock	51 63							
206	A UTEP	58 51	118	A Abilene Christian	63 73							

Non-Div I Games:

Tulsa

■ Loss,
 ■ Non-Conf,
 ■ S Site,
 ■ H Home
 ■ A Away
 N Neutral

Average RPI Win:	206	WON-LOST	WINNING	LAST 10	STRENGTH OF	OPP. STRENGTH	TEAM	ADJ.	CONF.	ADJ CONF.
Average RPI Loss:	104	RECORD	PCT. RANK	GAMES	SCHEDULE	OF SCHEDULE	RPI	RPI	RPI	RPI
DIV. I ONLY	8- 7	153	5-5	159	117	167	167	13	13	
DIV. I NON-CONF.	6- 4	122	3-2	219	84	145	145	14	14	
TOTALS	RPI 1-25	RPI 26-50	W-L RECORDS	RPI 51-100	RPI 101-150	RPI 150+				
8- 7	0- 1	1- 2	OVERALL	1- 1	1- 1	5- 2				
6- 2	0- 0	1- 1	HOME	0- 0	1- 1	4- 0				
1- 4	0- 1	0- 1	AWAY	0- 0	0- 0	1- 2				
1- 1	0- 0	0- 0	NEUTRAL	1- 1	0- 0	0- 0				
6- 4	0- 1	0- 0	NON-CONFERENCE	1- 1	1- 1	4- 1				
4- 1	0- 0	0- 0	HOME	0- 0	1- 1	3- 0				
1- 2	0- 1	0- 0	AWAY	0- 0	0- 0	1- 1				
1- 1	0- 0	0- 0	NEUTRAL	1- 1	0- 0	0- 0				
2- 3	0- 0	1- 2	CONFERENCE	0- 0	0- 0	1- 1				
2- 1	0- 0	1- 1	HOME	0- 0	0- 0	1- 0				
0- 2	0- 0	0- 1	AWAY	0- 0	0- 0	0- 1				
0- 0	0- 0	0- 0	NEUTRAL	0- 0	0- 0	0- 0				

RPI 1-25				RPI 26-50				RPI 51-100				RPI 101+ Team's RPI: 167			
RPI	S	Opponent	Score	RPI	S	Opponent	Score	RPI	S	Opponent	Score	RPI	S	Opponent	Score
23	A	Oklahoma	75 82	37	H	Old Dominion	76 65	51	N	Colorado	69 77	106	H	Boise St.	81 83
				44	A	Western Ky.	65 69	93	N	Texas Southern	84 68	149	H	Auburn	80 75
				48	H	Charlotte	75 83					151	H	Samford	76 69
												179	A	Memphis	52 77
												255	H	South Alabama	77 61
												274	A	Marshall	56 61
												314	H	FIU	71 58
												318	H	McNeese	97 70
												328	A	Alcorn	86 65
LAST 10 Division I															
314	H	FIU	71 58	93	N	Texas Southern	84 68								
274	A	Marshall	56 61	51	N	Colorado	69 77								
44	A	Western Ky.	65 69	328	A	Alcorn	86 65								
37	H	Old Dominion	76 65	179	A	Memphis	52 77								
48	H	Charlotte	75 83	151	H	Samford	76 69								

Non-Div I Games: Ala.-Huntsville 74 57 Tuskegee 103 60

UAB

Loss, Non-Conf, S Site, H Home A Away N Neutral

Average RPI Win:	245	WON-LOST	WINNING	LAST 10	STRENGTH OF	OPP. STRENGTH	TEAM	ADJ.	CONF.	ADJ CONF.
Average RPI Loss:	138	RECORD	PCT. RANK	GAMES	SCHEDULE	OF SCHEDULE	RPI	RPI	RPI	RPI
DIV. I ONLY	6- 9	223	5-5	211	181	231	231	26	26	
DIV. I NON-CONF.	4- 8	235	3-4	167	193	231	231	26	26	
TOTALS	RPI 1-25	RPI 26-50	W-L RECORDS	RPI 51-100	RPI 101-150	RPI 150+				
6- 9	0- 1	0- 0	OVERALL	0- 2	0- 2	6- 4				
5- 2	0- 0	0- 0	HOME	0- 0	0- 1	5- 1				
1- 7	0- 1	0- 0	AWAY	0- 2	0- 1	1- 3				
0- 0	0- 0	0- 0	NEUTRAL	0- 0	0- 0	0- 0				
4- 8	0- 1	0- 0	NON-CONFERENCE	0- 2	0- 2	4- 3				
3- 2	0- 0	0- 0	HOME	0- 0	0- 1	3- 1				
1- 6	0- 1	0- 0	AWAY	0- 2	0- 1	1- 2				
0- 0	0- 0	0- 0	NEUTRAL	0- 0	0- 0	0- 0				
2- 1	0- 0	0- 0	CONFERENCE	0- 0	0- 0	2- 1				
2- 0	0- 0	0- 0	HOME	0- 0	0- 0	2- 0				
0- 1	0- 0	0- 0	AWAY	0- 0	0- 0	0- 1				
0- 0	0- 0	0- 0	NEUTRAL	0- 0	0- 0	0- 0				

RPI 1-25				RPI 26-50				RPI 51-100				RPI 101+ Team's RPI: 231			
RPI	S	Opponent	Score	RPI	S	Opponent	Score	RPI	S	Opponent	Score	RPI	S	Opponent	Score
8	A	Stanford	55 67					63	A	Minnesota	67 76	113	A	Montana St.	65 77
								95	A	Fresno St.	65 73	146	H	Santa Clara	61 62
												152	A	Saint Mary's (CA)	74 83
												188	H	Portland St.	70 76
												195	H	Boston U.	75 68
												197	H	Hawaii	62 49
												214	A	Northern Ariz.	71 61
												232	H	San Francisco	79 67
												233	A	Pepperdine	67 70
												241	A	UC Riverside	70 75
												286	H	Long Beach St.	57 55
												345	H	Sacramento St.	77 75
LAST 10 Division I															
286	H	Long Beach St.	57 55	63	A	Minnesota	67 76	214	A	Northern Ariz.	71 61	195	H	Boston U.	75 68
197	H	Hawaii	62 49					188	H	Portland St.	70 76				
241	A	UC Riverside	70 75					345	H	Sacramento St.	77 75				
8	A	Stanford	55 67												
233	A	Pepperdine	67 70												

Non-Div I Games: William Jessup 96 32

UC Davis

■ Loss,
 ■ Non-Conf,
 ■ S Site,
 ■ Home
 ■ A Away
 N Neutral

Average RPI Win:	207	WON-LOST	WINNING	LAST 10	STRENGTH OF	OPP. STRENGTH	TEAM	ADJ.	CONF.	ADJ CONF.
Average RPI Loss:	165	RECORD	PCT. RANK	GAMES	SCHEDULE	OF SCHEDULE	RPI	RPI	RPI	RPI
DIV. I ONLY	3- 12	307	0-10	121	209	280	280	26	26	
DIV. I NON-CONF.	3- 10	282	0-8	91	210	248	248	26	26	
TOTALS	RPI 1-25	RPI 26-50	W-L RECORDS	RPI 51-100	RPI 101-150	RPI 150+				
3- 12	0- 1	0- 0	OVERALL	0- 3	0- 0	3- 8				
2- 2	0- 0	0- 0	HOME	0- 0	0- 0	2- 2				
0- 6	0- 1	0- 0	AWAY	0- 1	0- 0	0- 4				
1- 4	0- 0	0- 0	NEUTRAL	0- 2	0- 0	1- 2				
3- 10	0- 1	0- 0	NON-CONFERENCE	0- 3	0- 0	3- 6				
2- 1	0- 0	0- 0	HOME	0- 0	0- 0	2- 1				
0- 5	0- 1	0- 0	AWAY	0- 1	0- 0	0- 3				
1- 4	0- 0	0- 0	NEUTRAL	0- 2	0- 0	1- 2				
0- 2	0- 0	0- 0	CONFERENCE	0- 0	0- 0	0- 2				
0- 1	0- 0	0- 0	HOME	0- 0	0- 0	0- 1				
0- 1	0- 0	0- 0	AWAY	0- 0	0- 0	0- 1				
0- 0	0- 0	0- 0	NEUTRAL	0- 0	0- 0	0- 0				

RPI 1-25				RPI 26-50				RPI 51-100				RPI 101+ Team's RPI: 280			
RPI	S	Opponent	Score	RPI	S	Opponent	Score	RPI	S	Opponent	Score	RPI	S	Opponent	Score
5	A	Oregon St.	57 86					58	N	Vanderbilt	63 76	157	H	San Jose St.	79 77
								61	A	Washington St.	59 87	161	A	Southern Utah	68 82
								94	N	Davidson	72 78	176	N	North Ala.	60 88
												188	H	Portland St.	61 70
												188	N	Portland St.	83 75
												204	A	SMU	56 59
												232	N	San Francisco	61 68
												235	A	CSUN	62 70
												266	H	UC Santa Barbara	61 65
												276	H	LMU (CA)	80 65
												295	A	Denver	75 83
LAST 10 Division I															
266	H	UC Santa Barbara	61 65	61	A	Washington St.	59 87								
235	A	CSUN	62 70	161	A	Southern Utah	68 82								
204	A	SMU	56 59	188	H	Portland St.	61 70								
232	N	San Francisco	61 68	176	N	North Ala.	60 88								
58	N	Vanderbilt	63 76	295	A	Denver	75 83								

Non-Div I Games: Westcliff 93 41

UC Irvine

■ Loss,
 ■ Non-Conf,
 ■ S Site,
 ■ H Home
 ■ A Away
 N Neutral

UC Riverside

Through Games Of Jan. 17, 2020

Average RPI Win:	249	WON-LOST	WINNING	LAST 10	STRENGTH OF	OPP. STRENGTH	TEAM	ADJ.	CONF.	ADJ CONF.
Average RPI Loss:	150	RECORD	PCT. RANK	GAMES	SCHEDULE	OF SCHEDULE	RPI	RPI	RPI	RPI
DIV. I ONLY	5- 11	261	3-7	175	165	241	241	26	26	
DIV. I NON-CONF.	4- 10	259	2-6	168	195	245	245	26	26	
TOTALS	RPI 1-25	RPI 26-50	W-L RECORDS	RPI 51-100	RPI 101-150	RPI 150+				
5- 11	0- 1	0- 1	OVERALL	1- 1	0- 2	4- 6				
4- 2	0- 0	0- 0	HOME	1- 1	0- 0	3- 1				
1- 9	0- 1	0- 1	AWAY	0- 0	0- 2	1- 5				
0- 0	0- 0	0- 0	NEUTRAL	0- 0	0- 0	0- 0				
4- 10	0- 1	0- 1	NON-CONFERENCE	1- 1	0- 2	3- 5				
3- 2	0- 0	0- 0	HOME	1- 1	0- 0	2- 1				
1- 8	0- 1	0- 1	AWAY	0- 0	0- 2	1- 4				
0- 0	0- 0	0- 0	NEUTRAL	0- 0	0- 0	0- 0				
1- 1	0- 0	0- 0	CONFERENCE	0- 0	0- 0	1- 1				
1- 0	0- 0	0- 0	HOME	0- 0	0- 0	1- 0				
0- 1	0- 0	0- 0	AWAY	0- 0	0- 0	0- 1				
0- 0	0- 0	0- 0	NEUTRAL	0- 0	0- 0	0- 0				

RPI 1-25				RPI 26-50				RPI 51-100				RPI 101+				Team's RPI: 241
RPI	S	Opponent	Score	RPI	S	Opponent	Score	RPI	S	Opponent	Score	RPI	S	Opponent	Score	
10	A	Oregon	41 84	43	A	Arizona	27 70	76	H	CSU Bakersfield	53 52	101	A	California	61 84	
								78	H	Southern California	59 76	130	A	VCU	51 67	
												161	A	Southern Utah	68 79	
												172	A	New Mexico	70 80	
												197	A	Hawaii	57 80	
												206	A	UTEP	50 63	
												231	H	UC Davis	75 70	
												253	A	Colorado St.	40 52	
												298	H	California Baptist	80 64	
												304	H	Weber St.	54 64	
												311	A	New Mexico St.	60 58	
												329	H	Utah Valley	67 53	
LAST 10 Division I																
197	A	Hawaii	57 80	10	A	Oregon	41 84									
231	H	UC Davis	75 70	298	H	California Baptist	80 64									
76	H	CSU Bakersfield	53 52	253	A	Colorado St.	40 52									
130	A	VCU	51 67	43	A	Arizona	27 70									
161	A	Southern Utah	68 79	304	H	Weber St.	54 64									

Non-Div I Games:

UC Riverside

■ Loss,
 ■ Non-Conf,
 ■ S Site,
 ■ H Home
 ■ A Away
 N Neutral

Average RPI Win:	273	WON-LOST	WINNING	LAST 10	STRENGTH OF	OPP. STRENGTH	TEAM	ADJ.	CONF.	ADJ CONF.
Average RPI Loss:	158	RECORD	PCT. RANK	GAMES	SCHEDULE	OF SCHEDULE	RPI	RPI	RPI	RPI
DIV. I ONLY	6- 9	223	4-6	245	273	266	266	26	26	
DIV. I NON-CONF.	4- 8	235	2-5	196	278	276	276	26	26	
TOTALS	RPI 1-25	RPI 26-50	W-L RECORDS	RPI 51-100	RPI 101-150	RPI 150+				
6- 9	0- 0	0- 1	OVERALL	1- 2	0- 1	5- 5				
4- 3	0- 0	0- 0	HOME	1- 1	0- 0	3- 2				
1- 5	0- 0	0- 1	AWAY	0- 1	0- 0	1- 3				
1- 1	0- 0	0- 0	NEUTRAL	0- 0	0- 1	1- 0				
4- 8	0- 0	0- 1	NON-CONFERENCE	1- 2	0- 1	3- 4				
3- 2	0- 0	0- 0	HOME	1- 1	0- 0	2- 1				
0- 5	0- 0	0- 1	AWAY	0- 1	0- 0	0- 3				
1- 1	0- 0	0- 0	NEUTRAL	0- 0	0- 1	1- 0				
2- 1	0- 0	0- 0	CONFERENCE	0- 0	0- 0	2- 1				
1- 1	0- 0	0- 0	HOME	0- 0	0- 0	1- 1				
1- 0	0- 0	0- 0	AWAY	0- 0	0- 0	1- 0				
0- 0	0- 0	0- 0	NEUTRAL	0- 0	0- 0	0- 0				

RPI 1-25				RPI 26-50				RPI 51-100				RPI 101+				Team's RPI: 266	
RPI	S	Opponent	Score	RPI	S	Opponent	Score	RPI	S	Opponent	Score	RPI	S	Opponent	Score		
				43	A	Arizona	42 61	76	A	CSU Bakersfield	62 66	148	N	SFA	56 67		
								78	H	Southern California	57 46	152	A	Saint Mary's (CA)	43 64		
								90	H	Pacific	53 63	157	H	San Jose St.	70 73		
												209	H	Cal St. Fullerton	68 70		
												246	A	Grand Canyon	57 58		
												271	H	San Diego St.	64 52		
												280	A	UC Irvine	65 61		
												298	A	California Baptist	81 85		
												329	H	Utah Valley	59 51		
												331	H	Cal Poly	52 50		
												349	N	Chicago St.	96 65		
LAST 10 Division I																	
				280	A	UC Irvine	65 61	76	A	CSU Bakersfield	62 66						
				331	H	Cal Poly	52 50	90	H	Pacific	53 63						
				209	H	Cal St. Fullerton	68 70	349	N	Chicago St.	96 65						
				43	A	Arizona	42 61	148	N	SFA	56 67						
				246	A	Grand Canyon	57 58	271	H	San Diego St.	64 52						

Non-Div I Games: Ottawa (AZ) 72 57

UC Santa Barbara

■ Loss,
 ■ Non-Conf,
 ■ S Site,
 ■ Home
 ■ A Away
 N Neutral

Average RPI Win:	188	WON-LOST	WINNING	LAST 10	STRENGTH OF	OPP. STRENGTH	TEAM	ADJ.	CONF.	ADJ CONF.
Average RPI Loss:	50	RECORD	PCT. RANK	GAMES	SCHEDULE	OF SCHEDULE	RPI	RPI	RPI	RPI
DIV. I ONLY	9- 6	120	6-4	35	89	68	68	9	9	
DIV. I NON-CONF.	8- 4	90	5-2	40	119	53	53	8	8	
TOTALS	RPI 1-25	RPI 26-50	W-L RECORDS	RPI 51-100	RPI 101-150	RPI 150+				
9- 6	0- 2	1- 2	OVERALL	0- 1	2- 1	6- 0				
8- 1	0- 1	1- 0	HOME	0- 0	1- 0	6- 0				
1- 3	0- 0	0- 1	AWAY	0- 1	1- 1	0- 0				
0- 2	0- 1	0- 1	NEUTRAL	0- 0	0- 0	0- 0				
8- 4	0- 1	1- 2	NON-CONFERENCE	0- 1	2- 0	5- 0				
7- 0	0- 0	1- 0	HOME	0- 0	1- 0	5- 0				
1- 2	0- 0	0- 1	AWAY	0- 1	1- 0	0- 0				
0- 2	0- 1	0- 1	NEUTRAL	0- 0	0- 0	0- 0				
1- 2	0- 1	0- 0	CONFERENCE	0- 0	0- 1	1- 0				
1- 1	0- 1	0- 0	HOME	0- 0	0- 0	1- 0				
0- 1	0- 0	0- 0	AWAY	0- 0	0- 1	0- 0				
0- 0	0- 0	0- 0	NEUTRAL	0- 0	0- 0	0- 0				

RPI 1-25				RPI 26-50				RPI 51-100 Team's RPI: 68				RPI 101+			
RPI	S	Opponent	Score	RPI	S	Opponent	Score	RPI	S	Opponent	Score	RPI	S	Opponent	Score
3	H	UConn	52 59	27	H	Central Mich.	64 58	89	A	Belmont	37 72	119	A	Cincinnati	64 81
9	N	UCLA	56 61	38	A	FGCU	50 72					139	H	Wright St.	69 53
				41	N	James Madison	43 46					148	A	SFA	63 57
												152	H	Saint Mary's (CA)	67 58
												200	H	Quinnipiac	80 58
												226	H	Stetson	66 40
												248	H	Delaware	75 49
												249	H	East Carolina	91 55
												301	H	Pittsburgh	74 58
LAST 10 Division I															
3	H	UConn	52 59	152	H	Saint Mary's (CA)	67 58								
119	A	Cincinnati	64 81	200	H	Quinnipiac	80 58								
249	H	East Carolina	91 55	41	N	James Madison	43 46								
27	H	Central Mich.	64 58	9	N	UCLA	56 61								
139	H	Wright St.	69 53	226	H	Stetson	66 40								

Non-Div I Games:

UCF

■ Loss,
 ■ Non-Conf,
 S Site,
 ■ Home
 ■ Away
 N Neutral

Average RPI Win:	121	WON-LOST	WINNING	LAST 10	STRENGTH OF	OPP. STRENGTH	TEAM	ADJ.	CONF.	ADJ CONF.
Average RPI Loss:	78	RECORD	PCT. RANK	GAMES	SCHEDULE	OF SCHEDULE	RPI	RPI	RPI	RPI
DIV. I ONLY	16- 1	4	9-1	44	28	9	9	1	1	
DIV. I NON-CONF.	11- 0	1	4-0	109	40	10	10	1	1	
TOTALS	RPI 1-25	RPI 26-50	W-L RECORDS	RPI 51-100	RPI 101-150	RPI 150+				
16- 1	1- 0	3- 0	OVERALL	6- 1	1- 0	5- 0				
9- 0	0- 0	2- 0	HOME	3- 0	0- 0	4- 0				
6- 1	1- 0	1- 0	AWAY	2- 1	1- 0	1- 0				
1- 0	0- 0	0- 0	NEUTRAL	1- 0	0- 0	0- 0				
11- 0	1- 0	1- 0	NON-CONFERENCE	4- 0	0- 0	5- 0				
6- 0	0- 0	0- 0	HOME	2- 0	0- 0	4- 0				
4- 0	1- 0	1- 0	AWAY	1- 0	0- 0	1- 0				
1- 0	0- 0	0- 0	NEUTRAL	1- 0	0- 0	0- 0				
5- 1	0- 0	2- 0	CONFERENCE	2- 1	1- 0	0- 0				
3- 0	0- 0	2- 0	HOME	1- 0	0- 0	0- 0				
2- 1	0- 0	0- 0	AWAY	1- 1	1- 0	0- 0				
0- 0	0- 0	0- 0	NEUTRAL	0- 0	0- 0	0- 0				

RPI 1-25				RPI 26-50				RPI 51-100				RPI 101+			
RPI	S	Opponent	Score	RPI	S	Opponent	Score	RPI	S	Opponent	Score	RPI	S	Opponent	Score
11	A	Indiana	68 58	28	A	Virginia	73 62	51	A	Colorado	65 62	111	A	Utah	84 54
				30	H	Arizona St.	68 66	52	H	Yale	100 65	199	H	Northern Colo.	92 58
				43	H	Arizona	70 58	68	N	UCF	61 56	235	A	CSUN	58 44
								75	A	Georgia	59 50	276	H	LMU (CA)	74 52
								78	A	Southern California	68 70	286	H	Long Beach St.	86 51
								78	H	Southern California	83 59	304	H	Weber St.	85 45
								90	H	Pacific	68 57				
LAST 10 Division I															
				78	A	Southern California	68 70	78	H	Southern California	83 59				
				51	A	Colorado	65 62	11	A	Indiana	68 58				
				111	A	Utah	84 54	75	A	Georgia	59 50				
				43	H	Arizona	70 58	90	H	Pacific	68 57				
				30	H	Arizona St.	68 66	235	A	CSUN	58 44				

Non-Div I Games:

UCLA

U
C
o
n
n

U
C
o
n
n

UConn

Average RPI Win:	313	WON-LOST	WINNING	LAST 10	STRENGTH OF	OPP. STRENGTH	TEAM	ADJ.	CONF.	ADJ CONF.
Average RPI Loss:	192	RECORD	PCT. RANK	GAMES	SCHEDULE	OF SCHEDULE	RPI	RPI	RPI	RPI
DIV. I ONLY	2- 16	337	1-9	282	286	338	338	19	19	
DIV. I NON-CONF.	1- 10	329	0-3	273	253	331	331	18	18	
TOTALS	RPI 1-25	RPI 26-50	W-L RECORDS	RPI 51-100	RPI 101-150	RPI 150+				
2- 16	0- 1	0- 0	OVERALL	0- 1	0- 2	2- 12				
1- 8	0- 1	0- 0	HOME	0- 0	0- 2	1- 5				
1- 8	0- 0	0- 0	AWAY	0- 1	0- 0	1- 7				
0- 0	0- 0	0- 0	NEUTRAL	0- 0	0- 0	0- 0				
1- 10	0- 1	0- 0	NON-CONFERENCE	0- 1	0- 1	1- 7				
0- 5	0- 1	0- 0	HOME	0- 0	0- 1	0- 3				
1- 5	0- 0	0- 0	AWAY	0- 1	0- 0	1- 4				
0- 0	0- 0	0- 0	NEUTRAL	0- 0	0- 0	0- 0				
1- 6	0- 0	0- 0	CONFERENCE	0- 0	0- 1	1- 5				
1- 3	0- 0	0- 0	HOME	0- 0	0- 1	1- 2				
0- 3	0- 0	0- 0	AWAY	0- 0	0- 0	0- 3				
0- 0	0- 0	0- 0	NEUTRAL	0- 0	0- 0	0- 0				

RPI S	Opponent	Score	RPI S	Opponent	Score	RPI S	Opponent	Score	RPI S	Opponent	Score	Team's RPI: 338
18	H Florida St.	42 86				73	A Kansas	50 91	124	H Western Mich.	52 80	
									139	H Wright St.	43 58	
									159	A Kansas St.	40 84	
									171	A Youngstown St.	65 77	
									177	H Eastern Mich.	59 68	
									180	A Miami (OH)	35 85	
									186	A Valparaiso	37 63	
									187	A Cleveland St.	44 84	
									230	H Northern Ky.	46 88	
									247	H Eastern Ill.	45 80	
									275	H Indiana St.	40 61	
									277	H Oakland	70 64	
									281	A Milwaukee	55 71	
									307	H Detroit Mercy	62 70	
									324	A Purdue Fort Wayne	50 61	
									349	A Chicago St.	73 61	
LAST 10 Division I												
281	A Milwaukee	55 71	171	A Youngstown St.	65 77							
230	H Northern Ky.	46 88	187	A Cleveland St.	44 84							
139	H Wright St.	43 58	177	H Eastern Mich.	59 68							
277	H Oakland	70 64	186	A Valparaiso	37 63							
307	H Detroit Mercy	62 70	124	H Western Mich.	52 80							

Non-Div I Games:

UIC

■ Loss,
 ■ Non-Conf,
 S Site,
 ■ Home
 ■ Away
 N Neutral

Average RPI Win:	295	WON-LOST	WINNING	LAST 10	STRENGTH OF	OPP. STRENGTH	TEAM	ADJ.	CONF.	ADJ CONF.
Average RPI Loss:	197	RECORD	PCT. RANK	GAMES	SCHEDULE	OF SCHEDULE	RPI	RPI	RPI	RPI
DIV. I ONLY	3- 11	304	2-8	255	334	313	313	28	28	
DIV. I NON-CONF.	3- 7	252	2-4	326	302	324	324	28	28	
TOTALS	RPI 1-25	RPI 26-50	W-L RECORDS	RPI 51-100	RPI 101-150	RPI 150+				
3- 11	0- 0	0- 0	OVERALL	0- 1	0- 2	3- 8				
2- 2	0- 0	0- 0	HOME	0- 0	0- 0	2- 2				
1- 7	0- 0	0- 0	AWAY	0- 1	0- 2	1- 4				
0- 2	0- 0	0- 0	NEUTRAL	0- 0	0- 0	0- 2				
3- 7	0- 0	0- 0	NON-CONFERENCE	0- 1	0- 1	3- 5				
2- 1	0- 0	0- 0	HOME	0- 0	0- 0	2- 1				
1- 4	0- 0	0- 0	AWAY	0- 1	0- 1	1- 2				
0- 2	0- 0	0- 0	NEUTRAL	0- 0	0- 0	0- 2				
0- 4	0- 0	0- 0	CONFERENCE	0- 0	0- 1	0- 3				
0- 1	0- 0	0- 0	HOME	0- 0	0- 0	0- 1				
0- 3	0- 0	0- 0	AWAY	0- 0	0- 1	0- 2				
0- 0	0- 0	0- 0	NEUTRAL	0- 0	0- 0	0- 0				

RPI 1-25				RPI 26-50				RPI 51-100				RPI 101+				Team's RPI: 313	
RPI	S	Opponent	Score	RPI	S	Opponent	Score	RPI	S	Opponent	Score	RPI	S	Opponent	Score		
								91	A	Syracuse	48	82	104	A	Stony Brook	45	57
													145	A	William & Mary	48	76
													196	H	Binghamton	43	61
													198	N	La Salle	58	74
													208	A	Mt. St. Mary's	61	71
													221	H	Howard	61	72
													223	A	UMass Lowell	64	75
													243	A	Lafayette	65	58
													244	N	Kennesaw St.	44	59
													252	A	Vermont	58	60
													282	A	Wagner	60	67
													299	H	Morgan St.	65	63
													343	H	Coppin St.	71	48
LAST 10 Division I																	
				252	A	Vermont	58	60	299	H	Morgan St.	65	63				
				196	H	Binghamton	43	61	91	A	Syracuse	48	82				
				223	A	UMass Lowell	64	75	244	N	Kennesaw St.	44	59				
				104	A	Stony Brook	45	57	198	N	La Salle	58	74				
				243	A	Lafayette	65	58	145	A	William & Mary	48	76				

Non-Div I Games: Gettysburg 92 50

UMBC

■ Loss,
 ■ Non-Conf,
 ■ S Site,
 ■ H Home
 ■ A Away
 N Neutral

Average RPI Win:	265	WON-LOST	WINNING	LAST 10	STRENGTH OF	OPP. STRENGTH	TEAM	ADJ.	CONF.	ADJ CONF.
Average RPI Loss:	137	RECORD	PCT. RANK	GAMES	SCHEDULE	OF SCHEDULE	RPI	RPI	RPI	RPI
DIV. I ONLY	2- 12	327	2-8	134	211	302	302	30	30	
DIV. I NON-CONF.	1- 10	329	1-6	124	161	308	308	31	31	
TOTALS	RPI 1-25	RPI 26-50	W-L RECORDS	RPI 51-100	RPI 101-150	RPI 150+				
2- 12	0- 0	0- 3	OVERALL	0- 2	0- 3	2- 4				
2- 5	0- 0	0- 0	HOME	0- 1	0- 1	2- 3				
0- 7	0- 0	0- 3	AWAY	0- 1	0- 2	0- 1				
0- 0	0- 0	0- 0	NEUTRAL	0- 0	0- 0	0- 0				
1- 10	0- 0	0- 3	NON-CONFERENCE	0- 1	0- 3	1- 3				
1- 3	0- 0	0- 0	HOME	0- 0	0- 1	1- 2				
0- 7	0- 0	0- 3	AWAY	0- 1	0- 2	0- 1				
0- 0	0- 0	0- 0	NEUTRAL	0- 0	0- 0	0- 0				
1- 2	0- 0	0- 0	CONFERENCE	0- 1	0- 0	1- 1				
1- 2	0- 0	0- 0	HOME	0- 1	0- 0	1- 1				
0- 0	0- 0	0- 0	AWAY	0- 0	0- 0	0- 0				
0- 0	0- 0	0- 0	NEUTRAL	0- 0	0- 0	0- 0				

RPI	S	Opponent	Score	RPI	S	Opponent	Score	RPI	S	Opponent	Score	RPI	S	Opponent	Score	Team's RPI: 302
35	A	Virginia Tech	43 86	81	H	N.C. A&T	31 67	108	A	UNC Greensboro	48 86					
37	A	Old Dominion	39 48	91	A	Syracuse	50 65	125	H	Richmond	52 64					
48	A	Charlotte	44 64					145	A	William & Mary	50 78					
								208	H	Mt. St. Mary's	78 76					
								221	H	Howard	58 79					
								234	H	Georgetown	39 57					
								249	A	East Carolina	42 57					
								270	H	Longwood	62 71					
								322	H	N.C. Central	65 63					
LAST 10 Division I																
322	H	N.C. Central	65 63	270	H	Longwood	62 71									
81	H	N.C. A&T	31 67	208	H	Mt. St. Mary's	78 76									
221	H	Howard	58 79	37	A	Old Dominion	39 48									
48	A	Charlotte	44 64	125	H	Richmond	52 64									
234	H	Georgetown	39 57	249	A	East Carolina	42 57									

Non-Div I Games: Greensboro 65 48 Wesley 75 29

UMES

Loss, Non-Conf, S Site, H Home A Away N Neutral

UMKC				STRENGTH OF SCHEDULE	OPP. STRENGTH OF SCHEDULE	TEAM RPI	ADJ. RPI	CONF. RPI	ADJ CONF. RPI
Average RPI Win:	263	WON-LOST RECORD	WINNING PCT. RANK						
Average RPI Loss:	137		LAST 10 GAMES						
DIV. I ONLY	8- 9	189	5-5	275	151	240	240	32	32
DIV. I NON-CONF.	5- 7	205	2-3	234	32	241	241	32	32

TOTALS	RPI 1-25	RPI 26-50	W-L RECORDS	RPI 51-100	RPI 101-150	RPI 150+			
8- 9	0- 1	0- 0	OVERALL	0- 3	0- 2	8- 3			
6- 4	0- 0	0- 0	HOME	0- 1	0- 2	6- 1			
2- 5	0- 1	0- 0	AWAY	0- 2	0- 0	2- 2			
0- 0	0- 0	0- 0	NEUTRAL	0- 0	0- 0	0- 0			
5- 7	0- 1	0- 0	NON-CONFERENCE	0- 2	0- 2	5- 2			
4- 4	0- 0	0- 0	HOME	0- 1	0- 2	4- 1			
1- 3	0- 1	0- 0	AWAY	0- 1	0- 0	1- 1			
0- 0	0- 0	0- 0	NEUTRAL	0- 0	0- 0	0- 0			
3- 2	0- 0	0- 0	CONFERENCE	0- 1	0- 0	3- 1			
2- 0	0- 0	0- 0	HOME	0- 0	0- 0	2- 0			
1- 2	0- 0	0- 0	AWAY	0- 1	0- 0	1- 1			
0- 0	0- 0	0- 0	NEUTRAL	0- 0	0- 0	0- 0			

RPI 1-25				RPI 26-50				RPI 51-100				RPI 101+ Team's RPI: 240			
RPI	S	Opponent	Score	RPI	S	Opponent	Score	RPI	S	Opponent	Score	RPI	S	Opponent	Score
4	A	Missouri St.	58 83					76	A	CSU Bakersfield	60 70	103	H	Liberty	44 68
								90	A	Pacific	60 89	116	H	Loyola Chicago	67 72
								94	H	Davidson	64 74	158	H	Missouri	59 56
												159	H	Kansas St.	67 74
												188	H	Portland St.	87 69
												202	A	George Mason	64 58
												260	A	Omaha	53 57
												288	H	Eastern Wash.	66 55
												295	H	Denver	83 79
												311	H	New Mexico St.	56 52
												319	H	UTRGV	60 56
												329	A	Utah Valley	41 62
												340	A	Seattle U	76 65

LAST 10 Division I															
				76	A	CSU Bakersfield	60 70					103	H	Liberty	44 68
				311	H	New Mexico St.	56 52					288	H	Eastern Wash.	66 55
				319	H	UTRGV	60 56					159	H	Kansas St.	67 74
				329	A	Utah Valley	41 62					158	H	Missouri	59 56
				340	A	Seattle U	76 65					260	A	Omaha	53 57

Non-Div I Games: Rockhurst 78 60 Science & Arts Okla74 43

UMKC

Loss, Non-Conf, S Site, H Home A Away N Neutral

Average RPI Win:	303	WON-LOST	WINNING	LAST 10	STRENGTH OF	OPP. STRENGTH	TEAM	ADJ.	CONF.	ADJ CONF.
Average RPI Loss:	116	RECORD	PCT. RANK	GAMES	SCHEDULE	OF SCHEDULE	RPI	RPI	RPI	RPI
DIV. I ONLY	9- 9	174	8-2	260	303	223	223	28	28	
DIV. I NON-CONF.	4- 9	250	3-2	178	306	262	262	28	28	
TOTALS	RPI 1-25	RPI 26-50	W-L RECORDS	RPI 51-100	RPI 101-150	RPI 150+				
9- 9	0- 0	0- 0	OVERALL	0- 2	0- 5	9- 2				
5- 4	0- 0	0- 0	HOME	0- 1	0- 2	5- 1				
4- 5	0- 0	0- 0	AWAY	0- 1	0- 3	4- 1				
0- 0	0- 0	0- 0	NEUTRAL	0- 0	0- 0	0- 0				
4- 9	0- 0	0- 0	NON-CONFERENCE	0- 2	0- 5	4- 2				
2- 4	0- 0	0- 0	HOME	0- 1	0- 2	2- 1				
2- 5	0- 0	0- 0	AWAY	0- 1	0- 3	2- 1				
0- 0	0- 0	0- 0	NEUTRAL	0- 0	0- 0	0- 0				
5- 0	0- 0	0- 0	CONFERENCE	0- 0	0- 0	5- 0				
3- 0	0- 0	0- 0	HOME	0- 0	0- 0	3- 0				
2- 0	0- 0	0- 0	AWAY	0- 0	0- 0	2- 0				
0- 0	0- 0	0- 0	NEUTRAL	0- 0	0- 0	0- 0				

RPI 1-25				RPI 26-50				RPI 51-100				RPI 101+ Team's RPI: 223					
RPI	S	Opponent	Score	RPI	S	Opponent	Score	RPI	S	Opponent	Score	RPI	S	Opponent	Score		
								52	H	Yale	59	67	102	A	Colgate	51	73
								73	A	Kansas	44	79	104	A	Boston College	46	89
													112	A	Providence	38	63
													120	H	Massachusetts	58	74
													150	H	Cornell	56	70
													153	H	Dartmouth	51	62
													181	A	Merrimack	50	73
													196	A	Binghamton	66	56
													250	H	Maine	66	57
													291	H	New Hampshire	58	53
													313	H	UMBC	75	64
													317	A	Bryant	55	35
													334	H	Fairleigh Dickinson	61	56
													336	A	Hartford	68	63
													342	A	Central Conn. St.	56	54
													347	H	LIU Brooklyn	65	56
LAST 10 Division I																	
				250	H	Maine	66	57					334	H	Fairleigh Dickinson	61	56
				196	A	Binghamton	66	56					181	A	Merrimack	50	73
				336	A	Hartford	68	63					153	H	Dartmouth	51	62
				313	H	UMBC	75	64					347	H	LIU Brooklyn	65	56
				291	H	New Hampshire	58	53					342	A	Central Conn. St.	56	54

Non-Div I Games:

UMass Lowell

■ Loss,
 ■ Non-Conf, S Site,
 ■ Home
 ■ Away
 N Neutral

UNC Asheville

Through Games Of Jan. 17, 2020

Average RPI Win:	272	WON-LOST	WINNING	LAST 10	STRENGTH OF	OPP. STRENGTH	TEAM	ADJ.	CONF.	ADJ CONF.
Average RPI Loss:	194	RECORD	PCT. RANK	GAMES	SCHEDULE	OF SCHEDULE	RPI	RPI	RPI	RPI
DIV. I ONLY	9- 5	93	6-4	347	248	238	238	27	27	
DIV. I NON-CONF.	4- 3	138	1-2	347	172	264	264	27	27	
TOTALS	RPI 1-25	RPI 26-50	W-L RECORDS	RPI 51-100	RPI 101-150	RPI 150+				
9- 5	0- 0	0- 1	OVERALL	0- 0	1- 1	8- 3				
4- 2	0- 0	0- 0	HOME	0- 0	1- 1	3- 1				
4- 3	0- 0	0- 1	AWAY	0- 0	0- 0	4- 2				
1- 0	0- 0	0- 0	NEUTRAL	0- 0	0- 0	1- 0				
4- 3	0- 0	0- 1	NON-CONFERENCE	0- 0	0- 1	4- 1				
1- 1	0- 0	0- 0	HOME	0- 0	0- 1	1- 0				
2- 2	0- 0	0- 1	AWAY	0- 0	0- 0	2- 1				
1- 0	0- 0	0- 0	NEUTRAL	0- 0	0- 0	1- 0				
5- 2	0- 0	0- 0	CONFERENCE	0- 0	1- 0	4- 2				
3- 1	0- 0	0- 0	HOME	0- 0	1- 0	2- 1				
2- 1	0- 0	0- 0	AWAY	0- 0	0- 0	2- 1				
0- 0	0- 0	0- 0	NEUTRAL	0- 0	0- 0	0- 0				

RPI 1-25			RPI 26-50			RPI 51-100			RPI 101+			Team's RPI: 238
RPI	S	Opponent	Score	RPI	S	Opponent	Score	RPI	S	Opponent	Score	
				40	A	Miami (FL)	46 75					
								108	H	UNC Greensboro	40 67	
								131	H	Campbell	60 52	
								174	A	Hampton	59 68	
								210	A	ETSU	72 54	
								263	A	Radford	63 50	
								264	N	Southern U.	53 34	
								269	H	High Point	76 60	
								292	H	Presbyterian	54 39	
								308	A	Wofford	38 75	
								333	A	USC Upstate	68 48	
								335	A	Western Caro.	64 47	
								339	H	Charleston So.	48 60	
								348	H	South Carolina St.	82 51	
LAST 10 Division I												
339	H	Charleston So.	48 60	174	A	Hampton	59 68					
263	A	Radford	63 50	292	H	Presbyterian	54 39					
269	H	High Point	76 60	264	N	Southern U.	53 34					
333	A	USC Upstate	68 48	40	A	Miami (FL)	46 75					
131	H	Campbell	60 52	308	A	Wofford	38 75					

Non-Div I Games: Montreat 89 45 Lenoir-Rhyne 68 48

UNC Asheville

Loss, Non-Conf, S Site, H Home A Away N Neutral

UNC Greensboro

Through Games Of Jan. 17, 2020

Average RPI Win:	224	WON-LOST	WINNING	LAST 10	STRENGTH OF	OPP. STRENGTH	TEAM	ADJ.	CONF.	ADJ CONF.
Average RPI Loss:	112	RECORD	PCT. RANK	GAMES	SCHEDULE	OF SCHEDULE	RPI	RPI	RPI	RPI
DIV. I ONLY	10- 4	63	8-2	225	222	108	108	23	23	
DIV. I NON-CONF.	8- 4	90	6-2	169	281	94	94	21	21	
TOTALS	RPI 1-25	RPI 26-50	W-L RECORDS	RPI 51-100	RPI 101-150	RPI 150+				
10- 4	0- 0	0- 0	OVERALL	1- 1	1- 3	8- 0				
6- 1	0- 0	0- 0	HOME	0- 0	0- 1	6- 0				
4- 3	0- 0	0- 0	AWAY	1- 1	1- 2	2- 0				
0- 0	0- 0	0- 0	NEUTRAL	0- 0	0- 0	0- 0				
8- 4	0- 0	0- 0	NON-CONFERENCE	1- 1	1- 3	6- 0				
4- 1	0- 0	0- 0	HOME	0- 0	0- 1	4- 0				
4- 3	0- 0	0- 0	AWAY	1- 1	1- 2	2- 0				
0- 0	0- 0	0- 0	NEUTRAL	0- 0	0- 0	0- 0				
2- 0	0- 0	0- 0	CONFERENCE	0- 0	0- 0	2- 0				
2- 0	0- 0	0- 0	HOME	0- 0	0- 0	2- 0				
0- 0	0- 0	0- 0	AWAY	0- 0	0- 0	0- 0				
0- 0	0- 0	0- 0	NEUTRAL	0- 0	0- 0	0- 0				

RPI 1-25			RPI 26-50			RPI 51-100			RPI 101+			Team's RPI: 108
RPI	S	Opponent	Score	RPI	S	Opponent	Score	RPI	S	Opponent	Score	
						56	A Wake Forest	67 65	103	A	Liberty	58 53
						81	A N.C. A&T	48 57	110	A	Coastal Caro.	54 63
									125	H	Richmond	62 70
									131	A	Campbell	64 72
									210	H	ETSU	63 47
									215	H	Chattanooga	49 41
									238	A	UNC Asheville	67 40
									242	A	Col. of Charleston	69 56
									269	H	High Point	82 70
									283	H	Appalachian St.	54 47
									302	H	UMES	86 48
									323	H	Georgia St.	64 49
LAST 10 Division I												
215	H	Chattanooga	49 41	81	A	N.C. A&T	48 57	323	H	Georgia St.	64 49	
210	H	ETSU	63 47	131	A	Campbell	64 72	238	A	UNC Asheville	67 40	
283	H	Appalachian St.	54 47	103	A	Liberty	58 53					
269	H	High Point	82 70									
242	A	Col. of Charleston	69 56									

Non-Div I Games: Erskine 106 44 Concord 80 45 Lenoir-Rhyne 84 59

UNC Greensboro

Loss, Non-Conf, S Site, H Home A Away N Neutral

Average RPI Win:	258	WON-LOST	WINNING	LAST 10	STRENGTH OF	OPP. STRENGTH	TEAM	ADJ.	CONF.	ADJ CONF.
Average RPI Loss:	124	RECORD	PCT. RANK	GAMES	SCHEDULE	OF SCHEDULE	RPI	RPI	RPI	RPI
DIV. I ONLY	4- 10	275	3-7	73	298	219	219	14	14	
DIV. I NON-CONF.	2- 7	288	1-4	96	339	269	269	13	13	
TOTALS	RPI 1-25	RPI 26-50	W-L RECORDS	RPI 51-100	RPI 101-150	RPI 150+				
4- 10	0- 1	0- 1	OVERALL	0- 3	1- 2	3- 3				
2- 5	0- 0	0- 1	HOME	0- 1	0- 1	2- 2				
2- 4	0- 1	0- 0	AWAY	0- 1	1- 1	1- 1				
0- 1	0- 0	0- 0	NEUTRAL	0- 1	0- 0	0- 0				
2- 7	0- 1	0- 0	NON-CONFERENCE	0- 2	0- 1	2- 3				
1- 3	0- 0	0- 0	HOME	0- 0	0- 1	1- 2				
1- 3	0- 1	0- 0	AWAY	0- 1	0- 0	1- 1				
0- 1	0- 0	0- 0	NEUTRAL	0- 1	0- 0	0- 0				
2- 3	0- 0	0- 1	CONFERENCE	0- 1	1- 1	1- 0				
1- 2	0- 0	0- 1	HOME	0- 1	0- 0	1- 0				
1- 1	0- 0	0- 0	AWAY	0- 0	1- 1	0- 0				
0- 0	0- 0	0- 0	NEUTRAL	0- 0	0- 0	0- 0				

RPI 1-25				RPI 26-50				RPI 51-100				RPI 101+ Team's RPI: 219			
RPI	S	Opponent	Score	RPI	S	Opponent	Score	RPI	S	Opponent	Score	RPI	S	Opponent	Score
17	A	NC State	40 80	41	H	James Madison	58 66	56	A	Wake Forest	55 65	109	A	Elon	53 77
								62	N	North Carolina	45 85	110	H	Coastal Caro.	43 62
								83	H	Drexel	72 73	145	A	William & Mary	72 55
												244	H	Kennesaw St.	56 58
												248	H	Delaware	71 65
												251	H	Winthrop	63 75
												270	A	Longwood	58 59
												292	A	Presbyterian	70 60
												348	H	South Carolina St.	84 46
LAST 10 Division I															
41	H	James Madison	58 66	62	N	North Carolina	45 85								
109	A	Elon	53 77	251	H	Winthrop	63 75								
145	A	William & Mary	72 55	110	H	Coastal Caro.	43 62								
83	H	Drexel	72 73	292	A	Presbyterian	70 60								
248	H	Delaware	71 65	244	H	Kennesaw St.	56 58								

Non-Div I Games: Catawba 75 78 Mount Olive 75 67

UNCW

Loss, Non-Conf, S Site, H Home A Away N Neutral

Average RPI Win:	156	WON-LOST	WINNING	LAST 10	STRENGTH OF	OPP. STRENGTH	TEAM	ADJ.	CONF.	ADJ CONF.
Average RPI Loss:	33	RECORD	PCT. RANK	GAMES	SCHEDULE	OF SCHEDULE	RPI	RPI	RPI	RPI
DIV. I ONLY	9- 5	93	5-5	105	2	46	46	7	7	
DIV. I NON-CONF.	7- 3	80	3-3	119	2	44	44	7	7	
TOTALS	RPI 1-25	RPI 26-50	W-L RECORDS	RPI 51-100	RPI 101-150	RPI 150+				
9- 5	1- 2	0- 2	OVERALL	3- 1	1- 0	4- 0				
4- 0	1- 0	0- 0	HOME	1- 0	0- 0	2- 0				
5- 3	0- 2	0- 1	AWAY	2- 0	1- 0	2- 0				
0- 2	0- 0	0- 1	NEUTRAL	0- 1	0- 0	0- 0				
7- 3	1- 1	0- 1	NON-CONFERENCE	2- 1	1- 0	3- 0				
3- 0	1- 0	0- 0	HOME	1- 0	0- 0	1- 0				
4- 1	0- 1	0- 0	AWAY	1- 0	1- 0	2- 0				
0- 2	0- 0	0- 1	NEUTRAL	0- 1	0- 0	0- 0				
2- 2	0- 1	0- 1	CONFERENCE	1- 0	0- 0	1- 0				
1- 0	0- 0	0- 0	HOME	0- 0	0- 0	1- 0				
1- 2	0- 1	0- 1	AWAY	1- 0	0- 0	0- 0				
0- 0	0- 0	0- 0	NEUTRAL	0- 0	0- 0	0- 0				

RPI 1-25				RPI 26-50				Team's RPI: 46				RPI 51-100				RPI 101+			
RPI	S	Opponent	Score	RPI	S	Opponent	Score	RPI	S	Opponent	Score	RPI	S	Opponent	Score	RPI	S	Opponent	Score
4	A	Missouri St.	66 80	31	A	Drake	87 104	57	H	IUPUI	51 50	144	A	Wichita St.	61 50				
6	H	Iowa	88 66	36	N	Ohio St.	46 64	66	A	Southern Ill.	60 57	158	A	Missouri	78 73				
22	A	Creighton	54 57					70	N	Alabama	77 87	260	A	Omaha	81 45				
								86	A	Iowa St.	71 63	305	H	North Dakota St.	95 63				
												325	H	Evansville	76 60				
LAST 10 Division I																			
325	H	Evansville	76 60	57	H	IUPUI	51 50												
4	A	Missouri St.	66 80	260	A	Omaha	81 45												
66	A	Southern Ill.	60 57	22	A	Creighton	54 57												
31	A	Drake	87 104	36	N	Ohio St.	46 64												
86	A	Iowa St.	71 63	70	N	Alabama	77 87												

Non-Div I Games: Northwest Mo. St. 78 53

UNI

Average RPI Win:	205	WON-LOST	WINNING	LAST 10	STRENGTH OF	OPP. STRENGTH	TEAM	ADJ.	CONF.	ADJ CONF.
Average RPI Loss:	125	RECORD	PCT. RANK	GAMES	SCHEDULE	OF SCHEDULE	RPI	RPI	RPI	RPI
DIV. I ONLY	8- 9	189	6-4	188	122	201	201	17	17	
DIV. I NON-CONF.	4- 7	225	2-3	213	47	253	253	24	24	
TOTALS	RPI 1-25	RPI 26-50	W-L RECORDS	RPI 51-100	RPI 101-150	RPI 150+				
8- 9	0- 0	0- 2	OVERALL	2- 2	1- 1	5- 4				
5- 5	0- 0	0- 2	HOME	2- 1	1- 1	2- 1				
3- 4	0- 0	0- 0	AWAY	0- 1	0- 0	3- 3				
0- 0	0- 0	0- 0	NEUTRAL	0- 0	0- 0	0- 0				
4- 7	0- 0	0- 2	NON-CONFERENCE	2- 1	0- 1	2- 3				
3- 4	0- 0	0- 2	HOME	2- 0	0- 1	1- 1				
1- 3	0- 0	0- 0	AWAY	0- 1	0- 0	1- 2				
0- 0	0- 0	0- 0	NEUTRAL	0- 0	0- 0	0- 0				
4- 2	0- 0	0- 0	CONFERENCE	0- 1	1- 0	3- 1				
2- 1	0- 0	0- 0	HOME	0- 1	1- 0	1- 0				
2- 1	0- 0	0- 0	AWAY	0- 0	0- 0	2- 1				
0- 0	0- 0	0- 0	NEUTRAL	0- 0	0- 0	0- 0				

RPI S	Opponent	Score	RPI S	Opponent	Score	RPI S	Opponent	Score	RPI S	Opponent	Score	Team's RPI: 201
28	H Virginia	55 63	54	H St. John's (NY)	79 75	106	H Boise St.	66 65				
42	H Duke	45 57	78	A Southern California	54 75	109	H Elon	44 50				
			80	H South Fla.	61 51	157	A San Jose St.	60 62				
			95	H Fresno St.	66 72	161	A Southern Utah	68 72				
						209	H Cal St. Fullerton	58 64				
						224	H Wyoming	65 53				
						233	A Pepperdine	69 44				
						246	A Grand Canyon	51 53				
						289	A Utah St.	60 46				
						303	A Air Force	67 60				
						348	H South Carolina St.	66 57				
LAST 10 Division I												
157	A San Jose St.	60 62	80	H South Fla.	61 51							
224	H Wyoming	65 53	28	H Virginia	55 63							
106	H Boise St.	66 65	246	A Grand Canyon	51 53							
303	A Air Force	67 60	78	A Southern California	54 75							
289	A Utah St.	60 46	233	A Pepperdine	69 44							

Non-Div I Games:

UNLV

USC Upstate

Through Games Of Jan. 17, 2020

Average RPI Win:	343	WON-LOST	WINNING	LAST 10	STRENGTH OF	OPP. STRENGTH	TEAM	ADJ.	CONF.	ADJ CONF.
Average RPI Loss:	188	RECORD	PCT. RANK	GAMES	SCHEDULE	OF SCHEDULE	RPI	RPI	RPI	RPI
DIV. I ONLY	4- 10	275	2-8	323	315	333	333	27	27	
DIV. I NON-CONF.	3- 4	201	1-2	341	212	311	311	27	27	
TOTALS	RPI 1-25	RPI 26-50	W-L RECORDS	RPI 51-100	RPI 101-150	RPI 150+				
4- 10	0- 1	0- 0	OVERALL	0- 1	0- 1	4- 7				
4- 3	0- 0	0- 0	HOME	0- 0	0- 0	4- 3				
0- 7	0- 1	0- 0	AWAY	0- 1	0- 1	0- 4				
0- 0	0- 0	0- 0	NEUTRAL	0- 0	0- 0	0- 0				
3- 4	0- 1	0- 0	NON-CONFERENCE	0- 1	0- 0	3- 2				
3- 0	0- 0	0- 0	HOME	0- 0	0- 0	3- 0				
0- 4	0- 1	0- 0	AWAY	0- 1	0- 0	0- 2				
0- 0	0- 0	0- 0	NEUTRAL	0- 0	0- 0	0- 0				
1- 6	0- 0	0- 0	CONFERENCE	0- 0	0- 1	1- 5				
1- 3	0- 0	0- 0	HOME	0- 0	0- 0	1- 3				
0- 3	0- 0	0- 0	AWAY	0- 0	0- 1	0- 2				
0- 0	0- 0	0- 0	NEUTRAL	0- 0	0- 0	0- 0				

RPI 1-25				RPI 26-50				RPI 51-100				RPI 101+				Team's RPI: 333
RPI	S	Opponent	Score	RPI	S	Opponent	Score	RPI	S	Opponent	Score	RPI	S	Opponent	Score	
2	A	South Carolina	32 112					75	A	Georgia	53 67	131	A	Campbell	38 50	
												174	A	Hampton	40 60	
												222	A	Jacksonville	43 87	
												238	H	UNC Asheville	48 68	
												249	A	East Carolina	48 69	
												251	H	Winthrop	38 52	
												269	A	High Point	46 85	
												270	H	Longwood	62 70	
												335	H	Western Caro.	70 62	
												339	H	Charleston So.	70 53	
												348	H	South Carolina St.	58 47	
												351	H	Florida A&M	74 61	
LAST 10 Division I																
174	A	Hampton	40 60	131	A	Campbell	38 50									
270	H	Longwood	62 70	339	H	Charleston So.	70 53									
251	H	Winthrop	38 52	348	H	South Carolina St.	58 47									
238	H	UNC Asheville	48 68	75	A	Georgia	53 67									
269	A	High Point	46 85	2	A	South Carolina	32 112									

Non-Div I Games: Mars Hill 89 31 UNKNOWN 71 49

USC Upstate

■ Loss,
 ■ Non-Conf,
 ■ S Site,
 ■ H Home
 ■ A Away
 N Neutral

Average RPI Win:	228	WON-LOST	WINNING	LAST 10	STRENGTH OF	OPP. STRENGTH	TEAM	ADJ.	CONF.	ADJ CONF.
Average RPI Loss:	50	RECORD	PCT. RANK	GAMES	SCHEDULE	OF SCHEDULE	RPI	RPI	RPI	RPI
DIV. I ONLY	10- 7	124	6-4	103	108	107	107	22	22	
DIV. I NON-CONF.	6- 6	164	2-3	80	52	114	114	22	22	
TOTALS	RPI 1-25	RPI 26-50	W-L RECORDS	RPI 51-100	RPI 101-150	RPI 150+				
10- 7	0- 3	0- 1	OVERALL	0- 2	2- 1	8- 0				
6- 2	0- 0	0- 0	HOME	0- 2	2- 0	4- 0				
4- 2	0- 1	0- 0	AWAY	0- 0	0- 1	4- 0				
0- 3	0- 2	0- 1	NEUTRAL	0- 0	0- 0	0- 0				
6- 6	0- 3	0- 1	NON-CONFERENCE	0- 2	1- 0	5- 0				
3- 2	0- 0	0- 0	HOME	0- 2	1- 0	2- 0				
3- 1	0- 1	0- 0	AWAY	0- 0	0- 0	3- 0				
0- 3	0- 2	0- 1	NEUTRAL	0- 0	0- 0	0- 0				
4- 1	0- 0	0- 0	CONFERENCE	0- 0	1- 1	3- 0				
3- 0	0- 0	0- 0	HOME	0- 0	1- 0	2- 0				
1- 1	0- 0	0- 0	AWAY	0- 0	0- 1	1- 0				
0- 0	0- 0	0- 0	NEUTRAL	0- 0	0- 0	0- 0				

RPI 1-25				RPI 26-50				RPI 51-100				RPI 101+ Team's RPI: 107			
RPI	S	Opponent	Score	RPI	S	Opponent	Score	RPI	S	Opponent	Score	RPI	S	Opponent	Score
1	N	Louisville	67 76	39	N	Oklahoma St.	47 60	85	H	Marist	57 73	110	A	Coastal Caro.	56 62
10	N	Oregon	54 91					93	H	Texas Southern	63 74	133	H	Louisiana	79 52
14	A	Northwestern	47 74									139	H	Wright St.	68 62
												159	A	Kansas St.	57 53
												204	H	SMU	51 46
												207	H	Little Rock	65 58
												213	H	Arkansas St.	71 44
												266	A	North Texas	68 49
												283	A	Appalachian St.	82 60
												327	A	Grambling	88 54
												349	H	Chicago St.	84 53
LAST 10 Division I															
133	H	Louisiana	79 52	93	H	Texas Southern	63 74	204	H	SMU	51 46				
110	A	Coastal Caro.	56 62	85	H	Marist	57 73	14	A	Northwestern	47 74				
283	A	Appalachian St.	82 60	139	H	Wright St.	68 62								
207	H	Little Rock	65 58												
213	H	Arkansas St.	71 44												

Non-Div I Games:

UT Arlington

■ Loss,
 ■ Non-Conf,
 ■ S Site,
 ■ H Home
 ■ A Away
 N Neutral

Average RPI Win:	186	WON-LOST	WINNING	LAST 10	STRENGTH OF	OPP. STRENGTH	TEAM	ADJ.	CONF.	ADJ CONF.
Average RPI Loss:	44	RECORD	PCT. RANK	GAMES	SCHEDULE	OF SCHEDULE	RPI	RPI	RPI	RPI
DIV. I ONLY	9- 7	143	7-3	66	53	71	71	20	20	
DIV. I NON-CONF.	4- 7	225	2-3	19	8	115	115	20	20	
TOTALS	RPI 1-25	RPI 26-50	W-L RECORDS	RPI 51-100	RPI 101-150	RPI 150+				
9- 7	0- 3	0- 1	OVERALL	2- 3	1- 0	6- 0				
7- 1	0- 1	0- 0	HOME	2- 0	0- 0	5- 0				
2- 6	0- 2	0- 1	AWAY	0- 3	1- 0	1- 0				
0- 0	0- 0	0- 0	NEUTRAL	0- 0	0- 0	0- 0				
4- 7	0- 3	0- 1	NON-CONFERENCE	1- 3	0- 0	3- 0				
4- 1	0- 1	0- 0	HOME	1- 0	0- 0	3- 0				
0- 6	0- 2	0- 1	AWAY	0- 3	0- 0	0- 0				
0- 0	0- 0	0- 0	NEUTRAL	0- 0	0- 0	0- 0				
5- 0	0- 0	0- 0	CONFERENCE	1- 0	1- 0	3- 0				
3- 0	0- 0	0- 0	HOME	1- 0	0- 0	2- 0				
2- 0	0- 0	0- 0	AWAY	0- 0	1- 0	1- 0				
0- 0	0- 0	0- 0	NEUTRAL	0- 0	0- 0	0- 0				

RPI 1-25				RPI 26-50				RPI 51-100 Team's RPI: 71				RPI 101+			
RPI	S	Opponent	Score	RPI	S	Opponent	Score	RPI	S	Opponent	Score	RPI	S	Opponent	Score
1	H	Louisville	63 71	47	A	Arkansas	46 96	57	H	IUPUI	57 51	147	A	Austin Peay	69 61
7	A	Gonzaga	55 78					66	A	Southern Ill.	59 70	151	H	Samford	80 75
15	A	Mississippi St.	46 82					72	A	Illinois St.	47 70	211	A	Murray St.	89 64
								89	H	Belmont	74 57	211	H	Murray St.	98 56
								99	A	Saint Louis	50 56	215	H	Chattanooga	78 51
												262	H	Lipscomb	83 67
												332	H	Tennessee St.	88 71
LAST 10 Division I															
211	H	Murray St.	98 56	47	A	Arkansas	46 96	1	H	Louisville	63 71				
89	H	Belmont	74 57												
332	H	Tennessee St.	88 71					262	H	Lipscomb	83 67				
147	A	Austin Peay	69 61					215	H	Chattanooga	78 51				
211	A	Murray St.	89 64					66	A	Southern Ill.	59 70				

Non-Div I Games:

UT Martin

U
T
E
P

UTEP				Through Games Of Jan. 17, 2020						
Average RPI Win:	262	WON-LOST	WINNING	LAST 10	STRENGTH OF	OPP. STRENGTH	TEAM	ADJ.	CONF.	ADJ CONF.
Average RPI Loss:	175	RECORD	PCT. RANK	GAMES	SCHEDULE	OF SCHEDULE	RPI	RPI	RPI	RPI
DIV. I ONLY		10- 5	79	6-4	285	294	206	206	13	13
DIV. I NON-CONF.		7- 4	100	3-3	311	287	260	260	14	14

TOTALS	RPI 1-25	RPI 26-50		W-L RECORDS		RPI 51-100	RPI 101-150		RPI 150+	
10- 5	0- 0	0- 1		OVERALL		0- 0	1- 0		9- 4	
8- 3	0- 0	0- 1		HOME		0- 0	1- 0		7- 2	
2- 2	0- 0	0- 0		AWAY		0- 0	0- 0		2- 2	
0- 0	0- 0	0- 0		NEUTRAL		0- 0	0- 0		0- 0	
7- 4	0- 0	0- 1		NON-CONFERENCE		0- 0	1- 0		6- 3	
6- 3	0- 0	0- 1		HOME		0- 0	1- 0		5- 2	
1- 1	0- 0	0- 0		AWAY		0- 0	0- 0		1- 1	
0- 0	0- 0	0- 0		NEUTRAL		0- 0	0- 0		0- 0	
3- 1	0- 0	0- 0		CONFERENCE		0- 0	0- 0		3- 1	
2- 0	0- 0	0- 0		HOME		0- 0	0- 0		2- 0	
1- 1	0- 0	0- 0		AWAY		0- 0	0- 0		1- 1	
0- 0	0- 0	0- 0		NEUTRAL		0- 0	0- 0		0- 0	

U
T
E
P

RPI 1-25			RPI 26-50			RPI 51-100			RPI 101+			Team's RPI: 206
RPI	S	Opponent	Score	RPI	S	Opponent	Score	RPI	S	Opponent	Score	
				43	H	Arizona	43 54					
								124	H	Western Mich.	76 46	
								172	H	New Mexico	78 93	
								173	A	Southern Miss.	89 72	
								191	H	Fla. Atlantic	96 65	
								204	A	SMU	56 60	
								220	H	Tulsa	51 58	
								237	A	Louisiana Tech	80 87	
								241	H	UC Riverside	63 50	
								304	H	Weber St.	70 51	
								311	A	New Mexico St.	63 57	
								311	H	New Mexico St.	65 45	
								314	H	FIU	64 34	
								323	H	Georgia St.	71 68	
								328	H	Alcorn	92 47	

LAST 10 Division I												
				237	A	Louisiana Tech	80 87	204	A	SMU	56 60	
				173	A	Southern Miss.	89 72	43	H	Arizona	43 54	
				191	H	Fla. Atlantic	96 65	304	H	Weber St.	70 51	
				314	H	FIU	64 34	323	H	Georgia St.	71 68	
				220	H	Tulsa	51 58	124	H	Western Mich.	76 46	

Non-Div I Games:

UTEP

Average RPI Win:	319	WON-LOST	WINNING	LAST 10	STRENGTH OF	OPP. STRENGTH	TEAM	ADJ.	CONF.	ADJ CONF.
Average RPI Loss:	177	RECORD	PCT. RANK	GAMES	SCHEDULE	OF SCHEDULE	RPI	RPI	RPI	RPI
DIV. I ONLY	4- 9	269	4-6	320	283	319	319	32	32	
DIV. I NON-CONF.	1- 8	322	1-5	269	217	336	336	32	32	
TOTALS	RPI 1-25	RPI 26-50	W-L RECORDS	RPI 51-100	RPI 101-150	RPI 150+				
4- 9	0- 0	0- 0	OVERALL	0- 3	0- 0	4- 6				
3- 2	0- 0	0- 0	HOME	0- 1	0- 0	3- 1				
1- 5	0- 0	0- 0	AWAY	0- 2	0- 0	1- 3				
0- 2	0- 0	0- 0	NEUTRAL	0- 0	0- 0	0- 2				
1- 8	0- 0	0- 0	NON-CONFERENCE	0- 3	0- 0	1- 5				
1- 2	0- 0	0- 0	HOME	0- 1	0- 0	1- 1				
0- 4	0- 0	0- 0	AWAY	0- 2	0- 0	0- 2				
0- 2	0- 0	0- 0	NEUTRAL	0- 0	0- 0	0- 2				
3- 1	0- 0	0- 0	CONFERENCE	0- 0	0- 0	3- 1				
2- 0	0- 0	0- 0	HOME	0- 0	0- 0	2- 0				
1- 1	0- 0	0- 0	AWAY	0- 0	0- 0	1- 1				
0- 0	0- 0	0- 0	NEUTRAL	0- 0	0- 0	0- 0				

RPI 1-25				RPI 26-50				RPI 51-100				RPI 101+				Team's RPI: 319	
RPI	S	Opponent	Score	RPI	S	Opponent	Score	RPI	S	Opponent	Score	RPI	S	Opponent	Score		
								60	A	Texas	69	85	159	A	Kansas St.	66	79
								78	A	Southern California	43	80	192	A	A&M-Corpus Christi	50	61
								93	H	Texas Southern	44	71	192	H	A&M-Corpus Christi	54	59
													240	A	UMKC	56	60
													286	N	Long Beach St.	65	69
													290	H	UTSA	75	64
													297	N	Nevada	57	62
													298	H	California Baptist	87	68
													340	H	Seattle U	85	81
													349	A	Chicago St.	87	67
LAST 10 Division I																	
				340	H	Seattle U	85 81			297	N	Nevada	57	62			
				349	A	Chicago St.	87 67			286	N	Long Beach St.	65	69			
				240	A	UMKC	56 60			78	A	Southern California	43	80			
				298	H	California Baptist	87 68			192	H	A&M-Corpus Christi	54	59			
				159	A	Kansas St.	66 79			290	H	UTSA	75	64			

Non-Div I Games: Tex. A&M Int'l 72 56 Tex. A&M-Kingsville 66 45 Texas Lutheran 98 46 Minot St. 75 56

UTRGV

Loss, Non-Conf, S Site, H Home A Away N Neutral

Average RPI Win:	297	WON-LOST	WINNING	LAST 10	STRENGTH OF	OPP. STRENGTH	TEAM	ADJ.	CONF.	ADJ CONF.
Average RPI Loss:	185	RECORD	PCT. RANK	GAMES	SCHEDULE	OF SCHEDULE	RPI	RPI	RPI	RPI
DIV. I ONLY	3- 9	290	2-8	196	333	290	290	13	13	
DIV. I NON-CONF.	1- 7	321	0-6	221	332	328	328	14	14	
TOTALS	RPI 1-25	RPI 26-50	W-L RECORDS	RPI 51-100	RPI 101-150	RPI 150+				
3- 9	0- 0	0- 0	OVERALL	0- 1	0- 2	3- 6				
2- 2	0- 0	0- 0	HOME	0- 0	0- 1	2- 1				
1- 6	0- 0	0- 0	AWAY	0- 1	0- 0	1- 5				
0- 1	0- 0	0- 0	NEUTRAL	0- 0	0- 1	0- 0				
1- 7	0- 0	0- 0	NON-CONFERENCE	0- 1	0- 2	1- 4				
1- 1	0- 0	0- 0	HOME	0- 0	0- 1	1- 0				
0- 5	0- 0	0- 0	AWAY	0- 1	0- 0	0- 4				
0- 1	0- 0	0- 0	NEUTRAL	0- 0	0- 1	0- 0				
2- 2	0- 0	0- 0	CONFERENCE	0- 0	0- 0	2- 2				
1- 1	0- 0	0- 0	HOME	0- 0	0- 0	1- 1				
1- 1	0- 0	0- 0	AWAY	0- 0	0- 0	1- 1				
0- 0	0- 0	0- 0	NEUTRAL	0- 0	0- 0	0- 0				

RPI S	Opponent	Score	RPI S	Opponent	Score	RPI S	Opponent	Score	RPI S	Opponent	Score	Team's RPI: 290
						60 A	Texas	53 84	111 N	Utah	45 91	
									134 H	Sam Houston St.	77 81	
									173 A	Southern Miss.	65 82	
									189 A	Texas Tech	58 115	
									191 H	Fla. Atlantic	53 80	
									197 A	Hawaii	50 62	
									237 A	Louisiana Tech	82 73	
									293 A	Texas St.	69 74	
									314 H	FIU	60 45	
									319 A	UTRGV	64 75	
									341 H	Incarinate Word	63 56	
LAST 10 Division I												
173 A	Southern Miss.	65 82	134 H	Sam Houston St.	77 81							
237 A	Louisiana Tech	82 73	293 A	Texas St.	69 74							
314 H	FIU	60 45	319 A	UTRGV	64 75							
191 H	Fla. Atlantic	53 80	111 N	Utah	45 91							
189 A	Texas Tech	58 115	197 A	Hawaii	50 62							

Non-Div I Games: Texas Wesleyan 80 78 Southwest (NM) 79 62 Concordia (TX) 73 44

UTSA

Loss, Non-Conf, S Site, H Home A Away N Neutral

Average RPI Win:	189	WON-LOST	WINNING	LAST 10	STRENGTH OF	OPP. STRENGTH	TEAM	ADJ.	CONF.	ADJ CONF.
Average RPI Loss:	71	RECORD	PCT. RANK	GAMES	SCHEDULE	OF SCHEDULE	RPI	RPI	RPI	RPI
DIV. I ONLY	9- 8	163	5-5	68	69	111	111	1	1	
DIV. I NON-CONF.	7- 4	100	3-1	285	166	185	185	1	1	
TOTALS	RPI 1-25	RPI 26-50	W-L RECORDS	RPI 51-100	RPI 101-150	RPI 150+				
9- 8	0- 3	0- 1	OVERALL	4- 1	0- 2	5- 1				
5- 4	0- 1	0- 1	HOME	1- 1	0- 1	4- 0				
2- 4	0- 2	0- 0	AWAY	2- 0	0- 1	0- 1				
2- 0	0- 0	0- 0	NEUTRAL	1- 0	0- 0	1- 0				
7- 4	0- 0	0- 1	NON-CONFERENCE	2- 0	0- 2	5- 1				
4- 2	0- 0	0- 1	HOME	0- 0	0- 1	4- 0				
1- 2	0- 0	0- 0	AWAY	1- 0	0- 1	0- 1				
2- 0	0- 0	0- 0	NEUTRAL	1- 0	0- 0	1- 0				
2- 4	0- 3	0- 0	CONFERENCE	2- 1	0- 0	0- 0				
1- 2	0- 1	0- 0	HOME	1- 1	0- 0	0- 0				
1- 2	0- 2	0- 0	AWAY	1- 0	0- 0	0- 0				
0- 0	0- 0	0- 0	NEUTRAL	0- 0	0- 0	0- 0				

RPI 1-25				RPI 26-50				RPI 51-100				RPI 101+				Team's RPI: 111
RPI	S	Opponent	Score	RPI	S	Opponent	Score	RPI	S	Opponent	Score	RPI	S	Opponent	Score	
5	A	Oregon St.	48 77	49	H	South Dakota	81 84	51	A	Colorado	84 69	112	H	Providence	60 67	
9	H	UCLA	54 84					51	H	Colorado	70 80	119	A	Cincinnati	62 68	
10	A	Oregon	51 88					74	A	BYU	77 73	216	A	Xavier	63 70	
								78	H	Southern California	67 65	227	H	Oral Roberts	78 58	
								93	N	Texas Southern	61 52	288	H	Eastern Wash.	87 49	
												290	N	UTSA	91 45	
												297	H	Nevada	68 62	
												304	H	Weber St.	75 46	
LAST 10 Division I																
51	A	Colorado	84 69	51	H	Colorado	70 80									
78	H	Southern California	67 65	304	H	Weber St.	75 46									
9	H	UCLA	54 84	112	H	Providence	60 67									
10	A	Oregon	51 88	297	H	Nevada	68 62									
5	A	Oregon St.	48 77	227	H	Oral Roberts	78 58									

Non-Div I Games:

Utah

Average RPI Win:	293	WON-LOST	WINNING	LAST 10	STRENGTH OF	OPP. STRENGTH	TEAM	ADJ.	CONF.	ADJ CONF.
Average RPI Loss:	174	RECORD	PCT. RANK	GAMES	SCHEDULE	OF SCHEDULE	RPI	RPI	RPI	RPI
DIV. I ONLY	4- 12	290	2-8	179	281	289	289	17	17	
DIV. I NON-CONF.	4- 6	212	2-2	143	264	194	194	24	24	
TOTALS	RPI 1-25	RPI 26-50	W-L RECORDS	RPI 51-100	RPI 101-150	RPI 150+				
4- 12	0- 2	0- 0	OVERALL	0- 2	0- 1	4- 7				
3- 4	0- 0	0- 0	HOME	0- 0	0- 1	3- 3				
1- 8	0- 2	0- 0	AWAY	0- 2	0- 0	1- 4				
0- 0	0- 0	0- 0	NEUTRAL	0- 0	0- 0	0- 0				
4- 6	0- 2	0- 0	NON-CONFERENCE	0- 1	0- 1	4- 2				
3- 1	0- 0	0- 0	HOME	0- 0	0- 1	3- 0				
1- 5	0- 2	0- 0	AWAY	0- 1	0- 0	1- 2				
0- 0	0- 0	0- 0	NEUTRAL	0- 0	0- 0	0- 0				
0- 6	0- 0	0- 0	CONFERENCE	0- 1	0- 0	0- 5				
0- 3	0- 0	0- 0	HOME	0- 0	0- 0	0- 3				
0- 3	0- 0	0- 0	AWAY	0- 1	0- 0	0- 2				
0- 0	0- 0	0- 0	NEUTRAL	0- 0	0- 0	0- 0				

RPI 1-25				RPI 26-50				RPI 51-100				RPI 101+ Team's RPI: 289			
RPI	S	Opponent	Score	RPI	S	Opponent	Score	RPI	S	Opponent	Score	RPI	S	Opponent	Score
5	A	Oregon St.	46 75					74	A	BYU	50 67	136	H	Portland	64 70
10	A	Oregon	52 109					95	A	Fresno St.	64 76	157	H	San Jose St.	61 76
												201	H	UNLV	46 60
												209	A	Cal St. Fullerton	62 83
												266	H	North Texas	66 55
												271	A	San Diego St.	62 66
												278	H	Idaho St.	69 61
												286	A	Long Beach St.	56 48
												297	A	Nevada	60 69
												303	H	Air Force	45 62
												329	A	Utah Valley	49 57
												340	H	Seattle U	70 63
LAST 10 Division I															
297	A	Nevada	60 69	278	H	Idaho St.	69 61								
303	H	Air Force	45 62	266	H	North Texas	66 55								
271	A	San Diego St.	62 66	5	A	Oregon St.	46 75								
201	H	UNLV	46 60	95	A	Fresno St.	64 76								
329	A	Utah Valley	49 57	157	H	San Jose St.	61 76								

Non-Div I Games: Dixie St. 61 49

Utah St.

Utah Valley

Through Games Of Jan. 17, 2020

Average RPI Win:	306	WON-LOST	WINNING	LAST 10	STRENGTH OF	OPP. STRENGTH	TEAM	ADJ.	CONF.	ADJ CONF.
Average RPI Loss:	211	RECORD	PCT. RANK	GAMES	SCHEDULE	OF SCHEDULE	RPI	RPI	RPI	RPI
DIV. I ONLY	5- 9	244	5-5	341	322	329	329	32	32	
DIV. I NON-CONF.	1- 9	326	1-5	316	269	345	345	32	32	
TOTALS	RPI 1-25	RPI 26-50	W-L RECORDS	RPI 51-100	RPI 101-150	RPI 150+				
5- 9	0- 0	0- 0	OVERALL	0- 1	0- 1	5- 7				
4- 4	0- 0	0- 0	HOME	0- 0	0- 0	4- 4				
1- 5	0- 0	0- 0	AWAY	0- 1	0- 1	1- 3				
0- 0	0- 0	0- 0	NEUTRAL	0- 0	0- 0	0- 0				
1- 9	0- 0	0- 0	NON-CONFERENCE	0- 1	0- 1	1- 7				
1- 4	0- 0	0- 0	HOME	0- 0	0- 0	1- 4				
0- 5	0- 0	0- 0	AWAY	0- 1	0- 1	0- 3				
0- 0	0- 0	0- 0	NEUTRAL	0- 0	0- 0	0- 0				
4- 0	0- 0	0- 0	CONFERENCE	0- 0	0- 0	4- 0				
3- 0	0- 0	0- 0	HOME	0- 0	0- 0	3- 0				
1- 0	0- 0	0- 0	AWAY	0- 0	0- 0	1- 0				
0- 0	0- 0	0- 0	NEUTRAL	0- 0	0- 0	0- 0				

RPI 1-25				RPI 26-50				RPI 51-100				RPI 101+				Team's RPI: 329	
RPI	S	Opponent	Score	RPI	S	Opponent	Score	RPI	S	Opponent	Score	RPI	S	Opponent	Score		
								74	A	BYU	57	71	106	A	Boise St.	69	77
												161	H	Southern Utah	58	71	
												168	H	Montana	52	63	
												240	H	UMKC	62	41	
												241	A	UC Riverside	53	67	
												266	A	UC Santa Barbara	51	59	
												278	H	Idaho St.	61	88	
												289	H	Utah St.	57	49	
												297	H	Nevada	57	60	
												304	A	Weber St.	46	72	
												311	A	New Mexico St.	58	54	
												340	H	Seattle U	70	58	
												349	H	Chicago St.	89	58	
LAST 10 Division I																	
				311	A	New Mexico St.	58	54	304	A	Weber St.	46	72				
				340	H	Seattle U	70	58	74	A	BYU	57	71				
				240	H	UMKC	62	41	168	H	Montana	52	63				
				349	H	Chicago St.	89	58	278	H	Idaho St.	61	88				
				289	H	Utah St.	57	49	106	A	Boise St.	69	77				

Non-Div I Games: Antelope Valley 77 61 Ottawa (AZ) 99 50

Utah Valley

Loss, Non-Conf, S Site, H Home A Away N Neutral

Average RPI Win:	181	WON-LOST	WINNING	LAST 10	STRENGTH OF	OPP. STRENGTH	TEAM	ADJ.	CONF.	ADJ CONF.
Average RPI Loss:	100	RECORD	PCT. RANK	GAMES	SCHEDULE	OF SCHEDULE	RPI	RPI	RPI	RPI
DIV. I ONLY	9- 8	163	6-4	109	85	130	130	12	12	
DIV. I NON-CONF.	5- 8	221	2-4	110	103	204	204	12	12	
TOTALS	RPI 1-25	RPI 26-50	W-L RECORDS	RPI 51-100	RPI 101-150	RPI 150+				
9- 8	0- 0	1- 1	OVERALL	1- 3	1- 3	6- 1				
6- 3	0- 0	1- 0	HOME	0- 1	1- 2	4- 0				
2- 5	0- 0	0- 1	AWAY	1- 2	0- 1	1- 1				
1- 0	0- 0	0- 0	NEUTRAL	0- 0	0- 0	1- 0				
5- 8	0- 0	1- 1	NON-CONFERENCE	0- 3	0- 3	4- 1				
4- 3	0- 0	1- 0	HOME	0- 1	0- 2	3- 0				
0- 5	0- 0	0- 1	AWAY	0- 2	0- 1	0- 1				
1- 0	0- 0	0- 0	NEUTRAL	0- 0	0- 0	1- 0				
4- 0	0- 0	0- 0	CONFERENCE	1- 0	1- 0	2- 0				
2- 0	0- 0	0- 0	HOME	0- 0	1- 0	1- 0				
2- 0	0- 0	0- 0	AWAY	1- 0	0- 0	1- 0				
0- 0	0- 0	0- 0	NEUTRAL	0- 0	0- 0	0- 0				

RPI S	Opponent	Score	RPI S	Opponent	Score	RPI S	Opponent	Score	RPI S	Opponent	Score	Team's RPI: 130
37	H Old Dominion	62 49	45	A Middle Tenn.	63 86	53	A Seton Hall	33 53	104	A Boston College	52 87	
						80	A South Fla.	55 77	119	H Cincinnati	56 58	
						81	H N.C. A&T	58 69	125	H Richmond	53 50	
						99	A Saint Louis	65 52	145	H William & Mary	55 69	
									164	H Saint Joseph's	47 40	
									170	A Rhode Island	75 54	
									173	A Southern Miss.	39 51	
									241	H UC Riverside	67 51	
									249	H East Carolina	53 40	
									260	N Omaha	74 66	
									283	H Appalachian St.	66 38	
LAST 10 Division I												
125	H Richmond	53 50	241	H UC Riverside	67 51							
99	A Saint Louis	65 52	45	A Middle Tenn.	63 86							
164	H Saint Joseph's	47 40	37	H Old Dominion	62 49							
170	A Rhode Island	75 54	145	H William & Mary	55 69							
81	H N.C. A&T	58 69	119	H Cincinnati	56 58							

Non-Div I Games:

VCU

Valparaiso

Through Games Of Jan. 17, 2020

Average RPI Win:	279	WON-LOST	WINNING	LAST 10	STRENGTH OF	OPP. STRENGTH	TEAM	ADJ.	CONF.	ADJ CONF.
Average RPI Loss:	58	RECORD	PCT. RANK	GAMES	SCHEDULE	OF SCHEDULE	RPI	RPI	RPI	RPI
DIV. I ONLY	10- 6	101	7-3	299	134	186	186	7	7	
DIV. I NON-CONF.	8- 3	68	5-0	317	228	139	139	7	7	
TOTALS	RPI 1-25	RPI 26-50	W-L RECORDS	RPI 51-100	RPI 101-150	RPI 150+				
10- 6	0- 2	0- 1	OVERALL	0- 2	0- 0	10- 1				
4- 3	0- 1	0- 0	HOME	0- 2	0- 0	4- 0				
6- 2	0- 1	0- 0	AWAY	0- 0	0- 0	6- 1				
0- 1	0- 0	0- 1	NEUTRAL	0- 0	0- 0	0- 0				
8- 3	0- 1	0- 1	NON-CONFERENCE	0- 0	0- 0	8- 1				
4- 0	0- 0	0- 0	HOME	0- 0	0- 0	4- 0				
4- 2	0- 1	0- 0	AWAY	0- 0	0- 0	4- 1				
0- 1	0- 0	0- 1	NEUTRAL	0- 0	0- 0	0- 0				
2- 3	0- 1	0- 0	CONFERENCE	0- 2	0- 0	2- 0				
0- 3	0- 1	0- 0	HOME	0- 2	0- 0	0- 0				
2- 0	0- 0	0- 0	AWAY	0- 0	0- 0	2- 0				
0- 0	0- 0	0- 0	NEUTRAL	0- 0	0- 0	0- 0				

RPI S	Opponent	Score	RPI S	Opponent	Score	RPI S	Opponent	Score	RPI S	Opponent	Score	Team's RPI: 186
4	H Missouri St.	68 81	36	N Ohio St.	38 89	66	H Southern Ill.	51 67	154	A North Dakota	63 65	
14	A Northwestern	48 69				72	H Illinois St.	60 72	166	A Toledo	61 54	
									203	H Bowling Green	95 90	
									247	A Eastern Ill.	78 66	
									272	H Morehead St.	55 53	
									275	A Indiana St.	75 56	
									305	A North Dakota St.	66 54	
									307	A Detroit Mercy	77 58	
									325	A Evansville	88 66	
									338	H UIC	63 37	
									349	H Chicago St.	95 49	
LAST 10 Division I												
72	H Illinois St.	60 72	247	A Eastern Ill.	78 66							
325	A Evansville	88 66	349	H Chicago St.	95 49							
275	A Indiana St.	75 56	272	H Morehead St.	55 53							
4	H Missouri St.	68 81	338	H UIC	63 37							
66	H Southern Ill.	51 67	307	A Detroit Mercy	77 58							

Non-Div I Games:

Valparaiso

■ Loss,
 ■ Non-Conf,
 S Site,
 ■ Home
 ■ Away
 N Neutral

Vanderbilt

Through Games Of Jan. 17, 2020

Average RPI Win:	192	WON-LOST	WINNING	LAST 10	STRENGTH OF	OPP. STRENGTH	TEAM	ADJ.	CONF.	ADJ CONF.
Average RPI Loss:	45	RECORD	PCT. RANK	GAMES	SCHEDULE	OF SCHEDULE	RPI	RPI	RPI	RPI
DIV. I ONLY	12- 5	66	7-3	54	113	58	58	5	5	
DIV. I NON-CONF.	10- 3	60	5-1	81	214	63	63	5	5	
TOTALS	RPI 1-25	RPI 26-50	W-L RECORDS	RPI 51-100	RPI 101-150	RPI 150+				
12- 5	0- 3	0- 0	OVERALL	3- 1	2- 1	7- 0				
8- 2	0- 2	0- 0	HOME	1- 0	2- 0	5- 0				
3- 1	0- 0	0- 0	AWAY	2- 0	0- 1	1- 0				
1- 2	0- 1	0- 0	NEUTRAL	0- 1	0- 0	1- 0				
10- 3	0- 2	0- 0	NON-CONFERENCE	2- 1	1- 0	7- 0				
7- 1	0- 1	0- 0	HOME	1- 0	1- 0	5- 0				
2- 0	0- 0	0- 0	AWAY	1- 0	0- 0	1- 0				
1- 2	0- 1	0- 0	NEUTRAL	0- 1	0- 0	1- 0				
2- 2	0- 1	0- 0	CONFERENCE	1- 0	1- 1	0- 0				
1- 1	0- 1	0- 0	HOME	0- 0	1- 0	0- 0				
1- 1	0- 0	0- 0	AWAY	1- 0	0- 1	0- 0				
0- 0	0- 0	0- 0	NEUTRAL	0- 0	0- 0	0- 0				

RPI 1-25				RPI 26-50				RPI 51-100 Team's RPI: 58				RPI 101+			
RPI	S	Opponent	Score	RPI	S	Opponent	Score	RPI	S	Opponent	Score	RPI	S	Opponent	Score
2	H	South Carolina	57 93					53	N	Seton Hall	65 69	123	H	Furman	74 46
3	H	UConn	51 64					75	A	Georgia	63 55	142	A	Florida	60 68
25	N	Rutgers	56 62					97	A	Washington	76 74	149	H	Auburn	77 55
								99	H	Saint Louis	62 50	155	H	Tennessee Tech	75 61
												165	H	Columbia	72 51
												258	H	Eastern Ky.	75 69
												263	H	Radford	80 46
												280	N	UC Irvine	76 63
												312	H	Jacksonville St.	88 66
												332	A	Tennessee St.	106 55
LAST 10 Division I															
2	H	South Carolina	57 93	97	A	Washington	76 74								
75	A	Georgia	63 55	280	N	UC Irvine	76 63								
142	A	Florida	60 68	258	H	Eastern Ky.	75 69								
149	H	Auburn	77 55	155	H	Tennessee Tech	75 61								
165	H	Columbia	72 51	53	N	Seton Hall	65 69								

Non-Div I Games:

Vanderbilt

Loss, Non-Conf, S Site, H Home A Away N Neutral

Vermont

Through Games Of Jan. 17, 2020

Average RPI Win:	298	WON-LOST	WINNING	LAST 10	STRENGTH OF	OPP. STRENGTH	TEAM	ADJ.	CONF.	ADJ CONF.
Average RPI Loss:	161	RECORD	PCT. RANK	GAMES	SCHEDULE	OF SCHEDULE	RPI	RPI	RPI	RPI
DIV. I ONLY	7- 9	205	5-5	248	335	252	252	28	28	
DIV. I NON-CONF.	5- 7	205	3-3	291	290	285	285	28	28	
TOTALS	RPI 1-25	RPI 26-50	W-L RECORDS	RPI 51-100	RPI 101-150	RPI 150+				
7- 9	0- 0	0- 0	OVERALL	0- 1	0- 3	7- 5				
6- 2	0- 0	0- 0	HOME	0- 0	0- 1	6- 1				
1- 7	0- 0	0- 0	AWAY	0- 1	0- 2	1- 4				
0- 0	0- 0	0- 0	NEUTRAL	0- 0	0- 0	0- 0				
5- 7	0- 0	0- 0	NON-CONFERENCE	0- 1	0- 2	5- 4				
4- 2	0- 0	0- 0	HOME	0- 0	0- 1	4- 1				
1- 5	0- 0	0- 0	AWAY	0- 1	0- 1	1- 3				
0- 0	0- 0	0- 0	NEUTRAL	0- 0	0- 0	0- 0				
2- 2	0- 0	0- 0	CONFERENCE	0- 0	0- 1	2- 1				
2- 0	0- 0	0- 0	HOME	0- 0	0- 0	2- 0				
0- 2	0- 0	0- 0	AWAY	0- 0	0- 1	0- 1				
0- 0	0- 0	0- 0	NEUTRAL	0- 0	0- 0	0- 0				

RPI S	Opponent	Score	RPI S	Opponent	Score	RPI S	Opponent	Score	RPI S	Opponent	Score	Team's RPI: 252
						63	A Minnesota	58 90	104	A Stony Brook	49 67	
									116	A Loyola Chicago	76 78	
									120	H Massachusetts	49 83	
									153	A Dartmouth	55 72	
									170	A Rhode Island	74 77	
									181	A Merrimack	53 78	
									196	H Binghamton	65 62	
									218	H Saint Francis (PA)	69 73	
									265	H Navy	64 56	
									313	H UMBC	60 58	
									317	H Bryant	71 66	
									321	H NJIT	65 59	
									326	A Albany (NY)	49 58	
									330	H Canisius	76 53	
									347	A LIU Brooklyn	73 62	
LAST 10 Division I												
			196	H Binghamton	65 62		347	A LIU Brooklyn	73 62			
			313	H UMBC	60 58		321	H NJIT	65 59			
			104	A Stony Brook	49 67		330	H Canisius	76 53			
			326	A Albany (NY)	49 58		218	H Saint Francis (PA)	69 73			
			181	A Merrimack	53 78		120	H Massachusetts	49 83			

Non-Div I Games: Norwich 86 40

Vermont

■ Loss,
■ Non-Conf,
■ S Site,
■ H Home
■ A Away
N Neutral

Villanova

Through Games Of Jan. 17, 2020

Average RPI Win:	134	WON-LOST	WINNING	LAST 10	STRENGTH OF	OPP. STRENGTH	TEAM	ADJ.	CONF.	ADJ CONF.
Average RPI Loss:	93	RECORD	PCT. RANK	GAMES	SCHEDULE	OF SCHEDULE	RPI	RPI	RPI	RPI
DIV. I ONLY	10- 7	124	7-3	72	39	77	77	6	6	
DIV. I NON-CONF.	6- 5	151	3-1	70	66	85	85	6	6	
TOTALS	RPI 1-25	RPI 26-50	W-L RECORDS	RPI 51-100	RPI 101-150	RPI 150+				
10- 7	0- 1	0- 2	OVERALL	3- 1	3- 2	4- 1				
5- 4	0- 1	0- 1	HOME	0- 0	2- 2	3- 0				
5- 3	0- 0	0- 1	AWAY	3- 1	1- 0	1- 1				
0- 0	0- 0	0- 0	NEUTRAL	0- 0	0- 0	0- 0				
6- 5	0- 0	0- 2	NON-CONFERENCE	1- 1	2- 1	3- 1				
3- 2	0- 0	0- 1	HOME	0- 0	1- 1	2- 0				
3- 3	0- 0	0- 1	AWAY	1- 1	1- 0	1- 1				
0- 0	0- 0	0- 0	NEUTRAL	0- 0	0- 0	0- 0				
4- 2	0- 1	0- 0	CONFERENCE	2- 0	1- 1	1- 0				
2- 2	0- 1	0- 0	HOME	0- 0	1- 1	1- 0				
2- 0	0- 0	0- 0	AWAY	2- 0	0- 0	0- 0				
0- 0	0- 0	0- 0	NEUTRAL	0- 0	0- 0	0- 0				

RPI S	Opponent	Score	RPI S	Opponent	Score	RPI S	Opponent	Score	RPI S	Opponent	Score
22	H Creighton	42 58	41	H James Madison	52 56	53	A Seton Hall	61 55	112	H Providence	51 49
			50	A Temple	69 74	54	A St. John's (NY)	67 62	121	H Butler	41 58
						75	A Georgia	63 58	122	H Penn	70 58
						83	A Drexel	52 54	129	A Fordham	73 66
									137	H George Washington	56 68
									164	H Saint Joseph's	60 44
									194	A American	54 76
									198	A La Salle	77 69
									216	H Xavier	66 54
									217	H Manhattan	63 51
LAST 10 Division I											
122	H Penn	70 58	22	H Creighton	42 58	112	H Providence	51 49			
216	H Xavier	66 54	198	A La Salle	77 69	50	A Temple	69 74			
121	H Butler	41 58	53	A Seton Hall	61 55	164	H Saint Joseph's	60 44			
54	A St. John's (NY)	67 62									
53	A Seton Hall	61 55									

Non-Div I Games:

Villanova

Loss, Non-Conf, S Site, H Home A Away N Neutral

Average RPI Win:	103	WON-LOST	WINNING	LAST 10	STRENGTH OF	OPP. STRENGTH	TEAM	ADJ.	CONF.	ADJ CONF.
Average RPI Loss:	31	RECORD	PCT. RANK	GAMES	SCHEDULE	OF SCHEDULE	RPI	RPI	RPI	RPI
DIV. I ONLY	7- 10	219	3-7	1	24	28	28	4	4	
DIV. I NON-CONF.	5- 6	187	1-3	1	21	17	17	3	3	
TOTALS	RPI 1-25	RPI 26-50	W-L RECORDS	RPI 51-100	RPI 101-150	RPI 150+				
7- 10	0- 6	3- 1	OVERALL	1- 3	1- 0	2- 0				
4- 3	0- 2	3- 0	HOME	1- 1	0- 0	0- 0				
3- 6	0- 3	0- 1	AWAY	0- 2	1- 0	2- 0				
0- 1	0- 1	0- 0	NEUTRAL	0- 0	0- 0	0- 0				
5- 6	0- 5	2- 0	NON-CONFERENCE	1- 1	0- 0	2- 0				
3- 2	0- 2	2- 0	HOME	1- 0	0- 0	0- 0				
2- 3	0- 2	0- 0	AWAY	0- 1	0- 0	2- 0				
0- 1	0- 1	0- 0	NEUTRAL	0- 0	0- 0	0- 0				
2- 4	0- 1	1- 1	CONFERENCE	0- 2	1- 0	0- 0				
1- 1	0- 0	1- 0	HOME	0- 1	0- 0	0- 0				
1- 3	0- 1	0- 1	AWAY	0- 1	1- 0	0- 0				
0- 0	0- 0	0- 0	NEUTRAL	0- 0	0- 0	0- 0				

RPI 1-25				RPI 26-50				RPI 51-100				RPI 101+			
RPI	S	Opponent	Score	RPI	S	Opponent	Score	RPI	S	Opponent	Score	RPI	S	Opponent	Score
3	A	UConn	44 83	26	A	Georgia Tech	51 61	56	A	Wake Forest	56 62	104	A	Boston College	69 52
9	H	UCLA	62 73	37	H	Old Dominion	56 53	62	H	North Carolina	47 65	201	A	UNLV	63 55
15	N	Mississippi St.	59 72	41	H	James Madison	55 49	64	H	Bucknell	84 60	235	A	CSUN	72 47
16	H	Kentucky	47 50	42	H	Duke	66 63	78	A	Southern California	49 59				
17	A	NC State	60 80												
25	A	Rutgers	63 73												
LAST 10 Division I															
				56	A	Wake Forest	56 62	26	A	Georgia Tech	51 61				
				104	A	Boston College	69 52	15	N	Mississippi St.	59 72				
				42	H	Duke	66 63	201	A	UNLV	63 55				
				17	A	NC State	60 80	25	A	Rutgers	63 73				
				62	H	North Carolina	47 65	9	H	UCLA	62 73				

Non-Div I Games:

Virginia

■ Loss,
 ■ Non-Conf,
 ■ S Site,
 ■ H Home
 ■ A Away
 N Neutral

Average RPI Win:	159	WON-LOST	WINNING	LAST 10	STRENGTH OF	OPP. STRENGTH	TEAM	ADJ.	CONF.	ADJ CONF.
Average RPI Loss:	38	RECORD	PCT. RANK	GAMES	SCHEDULE	OF SCHEDULE	RPI	RPI	RPI	RPI
DIV. I ONLY	12- 4	50	6-4	61	68	35	35	4	4	
DIV. I NON-CONF.	10- 1	19	4-1	113	87	25	25	3	3	
TOTALS	RPI 1-25	RPI 26-50	W-L RECORDS	RPI 51-100	RPI 101-150	RPI 150+				
12- 4	1- 2	0- 1	OVERALL	3- 1	3- 0	5- 0				
8- 0	1- 0	0- 0	HOME	2- 0	1- 0	4- 0				
1- 3	0- 2	0- 1	AWAY	0- 0	0- 0	1- 0				
3- 1	0- 0	0- 0	NEUTRAL	1- 1	2- 0	0- 0				
10- 1	1- 0	0- 0	NON-CONFERENCE	2- 1	3- 0	4- 0				
6- 0	1- 0	0- 0	HOME	1- 0	1- 0	3- 0				
1- 0	0- 0	0- 0	AWAY	0- 0	0- 0	1- 0				
3- 1	0- 0	0- 0	NEUTRAL	1- 1	2- 0	0- 0				
2- 3	0- 2	0- 1	CONFERENCE	1- 0	0- 0	1- 0				
2- 0	0- 0	0- 0	HOME	1- 0	0- 0	1- 0				
0- 3	0- 2	0- 1	AWAY	0- 0	0- 0	0- 0				
0- 0	0- 0	0- 0	NEUTRAL	0- 0	0- 0	0- 0				

RPI 1-25				RPI 26-50				Team's RPI: 35	RPI 51-100				RPI 101+			
RPI	S	Opponent	Score	RPI	S	Opponent	Score		RPI	S	Opponent	Score	RPI	S	Opponent	Score
17	A	NC State	69 76	42	A	Duke	67 72		62	H	North Carolina	76 70	103	H	Liberty	73 69
18	A	Florida St.	62 86						75	N	Georgia	72 77	135	N	Rice	54 45
24	H	Purdue	67 54						89	N	Belmont	60 58	144	N	Wichita St.	84 63
									94	H	Davidson	88 68	202	A	George Mason	77 58
													218	H	Saint Francis (PA)	105 41
													236	H	Gardner-Webb	87 65
													301	H	Pittsburgh	68 56
													302	H	UMES	86 43
LAST 10 Division I																
42	A	Duke	67 72	144	N	Wichita St.	84 63									
301	H	Pittsburgh	68 56	135	N	Rice	54 45									
62	H	North Carolina	76 70	236	H	Gardner-Webb	87 65									
17	A	NC State	69 76	24	H	Purdue	67 54									
18	A	Florida St.	62 86	75	N	Georgia	72 77									

Non-Div I Games:

Virginia Tech

■ Loss,
■ Non-Conf,
■ S Site,
■ H Home
■ A Away
N Neutral

Average RPI Win:	324	WON-LOST	WINNING	LAST 10	STRENGTH OF	OPP. STRENGTH	TEAM	ADJ.	CONF.	ADJ CONF.
Average RPI Loss:	137	RECORD	PCT. RANK	GAMES	SCHEDULE	OF SCHEDULE	RPI	RPI	RPI	RPI
DIV. I ONLY	3- 11	304	1-9	103	328	282	282	29	29	
DIV. I NON-CONF.	3- 7	252	1-5	43	331	206	206	30	30	
TOTALS	RPI 1-25	RPI 26-50	W-L RECORDS	RPI 51-100	RPI 101-150	RPI 150+				
3- 11	0- 1	0- 0	OVERALL	0- 2	0- 3	3- 5				
3- 2	0- 0	0- 0	HOME	0- 0	0- 1	3- 1				
0- 9	0- 1	0- 0	AWAY	0- 2	0- 2	0- 4				
0- 0	0- 0	0- 0	NEUTRAL	0- 0	0- 0	0- 0				
3- 7	0- 1	0- 0	NON-CONFERENCE	0- 2	0- 3	3- 1				
3- 1	0- 0	0- 0	HOME	0- 0	0- 1	3- 0				
0- 6	0- 1	0- 0	AWAY	0- 2	0- 2	0- 1				
0- 0	0- 0	0- 0	NEUTRAL	0- 0	0- 0	0- 0				
0- 4	0- 0	0- 0	CONFERENCE	0- 0	0- 0	0- 4				
0- 1	0- 0	0- 0	HOME	0- 0	0- 0	0- 1				
0- 3	0- 0	0- 0	AWAY	0- 0	0- 0	0- 3				
0- 0	0- 0	0- 0	NEUTRAL	0- 0	0- 0	0- 0				

RPI 1-25				RPI 26-50				RPI 51-100				RPI 101+ Team's RPI: 282			
RPI	S	Opponent	Score	RPI	S	Opponent	Score	RPI	S	Opponent	Score	RPI	S	Opponent	Score
21	A	Maryland	56 119					52	A	Yale	68 87	102	A	Colgate	58 74
								88	A	Rider	63 77	104	H	Stony Brook	45 66
												121	A	Butler	58 74
												156	A	Robert Morris	47 51
												171	A	Youngstown St.	42 64
												208	A	Mt. St. Mary's	63 78
												218	A	Saint Francis (PA)	50 51
												268	H	Sacred Heart	65 79
												313	H	UMBC	67 60
												321	H	NJIT	61 59
												337	H	Saint Peter's	90 89
LAST 10 Division I															
218	A	Saint Francis (PA)	50 51	102	A	Colgate	58 74								
156	A	Robert Morris	47 51	88	A	Rider	63 77								
268	H	Sacred Heart	65 79	104	H	Stony Brook	45 66								
208	A	Mt. St. Mary's	63 78	171	A	Youngstown St.	42 64								
52	A	Yale	68 87	321	H	NJIT	61 59								

Non-Div I Games: Staten Island 81 57

Wagner

■ Loss,
 ■ Non-Conf,
 ■ S Site,
 ■ H Home
 ■ A Away
 N Neutral

Wake Forest

Through Games Of Jan. 17, 2020

Average RPI Win:	134	WON-LOST	WINNING	LAST 10	STRENGTH OF	OPP. STRENGTH	TEAM	ADJ.	CONF.	ADJ CONF.
Average RPI Loss:	77	RECORD	PCT. RANK	GAMES	SCHEDULE	OF SCHEDULE	RPI	RPI	RPI	RPI
DIV. I ONLY	11- 6	84	7-3	70	11	56	56	4	4	
DIV. I NON-CONF.	7- 4	100	3-1	125	101	102	102	3	3	
TOTALS	RPI 1-25	RPI 26-50	W-L RECORDS	RPI 51-100	RPI 101-150	RPI 150+				
11- 6	0- 1	3- 2	OVERALL	1- 1	3- 1	4- 1				
7- 2	0- 0	2- 1	HOME	0- 0	1- 1	4- 0				
2- 4	0- 1	1- 1	AWAY	0- 1	1- 0	0- 1				
2- 0	0- 0	0- 0	NEUTRAL	1- 0	1- 0	0- 0				
7- 4	0- 0	0- 1	NON-CONFERENCE	1- 1	3- 1	3- 1				
4- 2	0- 0	0- 1	HOME	0- 0	1- 1	3- 0				
1- 2	0- 0	0- 0	AWAY	0- 1	1- 0	0- 1				
2- 0	0- 0	0- 0	NEUTRAL	1- 0	1- 0	0- 0				
4- 2	0- 1	3- 1	CONFERENCE	0- 0	0- 0	1- 0				
3- 0	0- 0	2- 0	HOME	0- 0	0- 0	1- 0				
1- 2	0- 1	1- 1	AWAY	0- 0	0- 0	0- 0				
0- 0	0- 0	0- 0	NEUTRAL	0- 0	0- 0	0- 0				

RPI 1-25				RPI 26-50				RPI 51-100				Team's RPI: 56	RPI 101+			
RPI	S	Opponent	Score	RPI	S	Opponent	Score	RPI	S	Opponent	Score		RPI	S	Opponent	Score
1	A	Louisville	61 75	26	H	Georgia Tech	65 60	54	A	St. John's (NY)	74 82		108	H	UNC Greensboro	65 67
				28	H	Virginia	62 56	100	N	Dayton	78 59		109	A	Elon	69 57
				40	A	Miami (FL)	56 59						131	H	Campbell	74 46
				42	A	Duke	60 58						142	N	Florida	73 68
				48	H	Charlotte	65 77						182	H	Clemson	63 58
													210	A	ETSU	60 67
													219	H	UNCW	65 55
													242	H	Col. of Charleston	106 50
													249	H	East Carolina	76 53
LAST 10 Division I																
28	H	Virginia	62 56	40	A	Miami (FL)	56 59									
1	A	Louisville	61 75	142	N	Florida	73 68									
182	H	Clemson	63 58	100	N	Dayton	78 59									
26	H	Georgia Tech	65 60	131	H	Campbell	74 46									
42	A	Duke	60 58	210	A	ETSU	60 67									

Non-Div I Games:

Wake Forest

■ Loss,
 ■ Non-Conf,
 S Site,
 ■ Home
 ■ Away
 N Neutral

Average RPI Win: 170		WON-LOST	WINNING	LAST 10	STRENGTH OF	OPP. STRENGTH	TEAM	ADJ.	CONF.	ADJ CONF.
Average RPI Loss: 82		RECORD	PCT. RANK	GAMES	SCHEDULE	OF SCHEDULE	RPI	RPI	RPI	RPI
DIV. I ONLY		10- 6	101	5-5	100	41	97	97	1	1
DIV. I NON-CONF.		8- 3	68	3-2	179	115	121	121	1	1
TOTALS		RPI 1-25	RPI 26-50		W-L RECORDS		RPI 51-100	RPI 101-150	RPI 150+	
10- 6	1- 1	0- 1		OVERALL		2- 2	1- 1	6- 1		
4- 5	0- 0	0- 1		HOME		1- 2	0- 1	3- 1		
3- 1	0- 1	0- 0		AWAY		1- 0	1- 0	1- 0		
3- 0	1- 0	0- 0		NEUTRAL		0- 0	0- 0	2- 0		
8- 3	1- 0	0- 0		NON-CONFERENCE		1- 1	0- 1	6- 1		
4- 3	0- 0	0- 0		HOME		1- 1	0- 1	3- 1		
1- 0	0- 0	0- 0		AWAY		0- 0	0- 0	1- 0		
3- 0	1- 0	0- 0		NEUTRAL		0- 0	0- 0	2- 0		
2- 3	0- 1	0- 1		CONFERENCE		1- 1	1- 0	0- 0		
0- 2	0- 0	0- 1		HOME		0- 1	0- 0	0- 0		
2- 1	0- 1	0- 0		AWAY		1- 0	1- 0	0- 0		
0- 0	0- 0	0- 0		NEUTRAL		0- 0	0- 0	0- 0		

RPI	S	Opponent	Score	RPI	S	Opponent	Score	RPI	S	Opponent	Score	RPI	S	Opponent	Score
6	N	Iowa	70 63	30	H	Arizona St.	50 67	58	H	Vanderbilt	74 76	101	A	California	67 64
8	A	Stanford	56 77					61	A	Washington St.	65 56	140	H	Tulane	62 64
								61	H	Washington St.	59 66	169	A	San Diego	65 47
								76	H	CSU Bakersfield	80 49	190	N	Iona	65 34
												197	H	Hawaii	50 62
												221	N	Howard	75 58
												232	H	San Francisco	73 54
												304	H	Weber St.	94 41
												340	H	Seattle U	78 46
LAST 10 Division I															
30	H	Arizona St.	50 67	58	H	Vanderbilt	74 76								
61	H	Washington St.	59 66	232	H	San Francisco	73 54								
8	A	Stanford	56 77	169	A	San Diego	65 47								
101	A	California	67 64	197	H	Hawaii	50 62								
61	A	Washington St.	65 56	6	N	Iowa	70 63								

Non-Div I Games:

Washington

■ Loss,
 ■ Non-Conf, S Site,
 ■ Home
 ■ Away
 N Neutral

Average RPI Win:	183	WON-LOST	WINNING	LAST 10	STRENGTH OF	OPP. STRENGTH	TEAM	ADJ.	CONF.	ADJ CONF.
Average RPI Loss:	28	RECORD	PCT. RANK	GAMES	SCHEDULE	OF SCHEDULE	RPI	RPI	RPI	RPI
DIV. I ONLY	9- 8	163	5-5	20	14	61	61	1	1	
DIV. I NON-CONF.	7- 5	130	3-2	56	12	81	81	1	1	
TOTALS	RPI 1-25	RPI 26-50	W-L RECORDS	RPI 51-100	RPI 101-150	RPI 150+				
9- 8	0- 5	0- 2	OVERALL	2- 1	2- 0	5- 0				
5- 3	0- 1	0- 1	HOME	1- 1	0- 0	4- 0				
3- 2	0- 1	0- 1	AWAY	1- 0	2- 0	0- 0				
1- 3	0- 3	0- 0	NEUTRAL	0- 0	0- 0	1- 0				
7- 5	0- 4	0- 1	NON-CONFERENCE	1- 0	1- 0	5- 0				
5- 1	0- 1	0- 0	HOME	1- 0	0- 0	4- 0				
1- 1	0- 0	0- 1	AWAY	0- 0	1- 0	0- 0				
1- 3	0- 3	0- 0	NEUTRAL	0- 0	0- 0	1- 0				
2- 3	0- 1	0- 1	CONFERENCE	1- 1	1- 0	0- 0				
0- 2	0- 0	0- 1	HOME	0- 1	0- 0	0- 0				
2- 1	0- 1	0- 0	AWAY	1- 0	1- 0	0- 0				
0- 0	0- 0	0- 0	NEUTRAL	0- 0	0- 0	0- 0				

RPI 1-25				RPI 26-50				RPI 51-100				RPI 101+			
RPI	S	Opponent	Score	RPI	S	Opponent	Score	RPI	S	Opponent	Score	RPI	S	Opponent	Score
2	N	South Carolina	53 68	40	A	Miami (FL)	68 74	74	H	BYU	67 50	101	A	California	96 75
7	H	Gonzaga	53 76	43	H	Arizona	67 74	97	A	Washington	66 59	106	A	Boise St.	80 68
8	A	Stanford	58 77					97	H	Washington	56 65	233	H	Pepperdine	85 48
11	N	Indiana	44 78									235	H	CSUN	71 61
13	N	Baylor	66 89									257	H	Ark.-Pine Bluff	85 56
												264	N	Southern U.	69 54
												280	H	UC Irvine	87 59
LAST 10 Division I															
43	H	Arizona	67 74	40	A	Miami (FL)	68 74	264	N	Southern U.	69 54	7	H	Gonzaga	53 76
97	A	Washington	66 59					280	H	UC Irvine	87 59	257	H	Ark.-Pine Bluff	85 56
101	A	California	96 75												
8	A	Stanford	58 77												
97	H	Washington	56 65												

Non-Div I Games:

Washington St.

Average RPI Win:	256	WON-LOST	WINNING	LAST 10	STRENGTH OF	OPP. STRENGTH	TEAM	ADJ.	CONF.	ADJ CONF.
Average RPI Loss:	184	RECORD	PCT. RANK	GAMES	SCHEDULE	OF SCHEDULE	RPI	RPI	RPI	RPI
DIV. I ONLY	3- 12	307	2-8	267	245	304	304	21	21	
DIV. I NON-CONF.	2- 7	288	1-3	139	208	236	236	17	17	
TOTALS	RPI 1-25	RPI 26-50	W-L RECORDS	RPI 51-100	RPI 101-150	RPI 150+				
3- 12	0- 1	0- 0	OVERALL	0- 2	0- 3	3- 6				
1- 4	0- 0	0- 0	HOME	0- 0	0- 1	1- 3				
2- 8	0- 1	0- 0	AWAY	0- 2	0- 2	2- 3				
0- 0	0- 0	0- 0	NEUTRAL	0- 0	0- 0	0- 0				
2- 7	0- 1	0- 0	NON-CONFERENCE	0- 2	0- 2	2- 2				
1- 1	0- 0	0- 0	HOME	0- 0	0- 1	1- 0				
1- 6	0- 1	0- 0	AWAY	0- 2	0- 1	1- 2				
0- 0	0- 0	0- 0	NEUTRAL	0- 0	0- 0	0- 0				
1- 5	0- 0	0- 0	CONFERENCE	0- 0	0- 1	1- 4				
0- 3	0- 0	0- 0	HOME	0- 0	0- 0	0- 3				
1- 2	0- 0	0- 0	AWAY	0- 0	0- 1	1- 1				
0- 0	0- 0	0- 0	NEUTRAL	0- 0	0- 0	0- 0				

RPI 1-25				RPI 26-50				RPI 51-100				RPI 101+ Team's RPI: 304			
RPI	S	Opponent	Score	RPI	S	Opponent	Score	RPI	S	Opponent	Score	RPI	S	Opponent	Score
9	A	UCLA	45 85					90	A	Pacific	53 76	111	A	Utah	46 75
								97	A	Washington	41 94	128	A	Idaho	50 70
												136	H	Portland	59 78
												199	A	Northern Colo.	65 60
												206	A	UTEP	51 70
												214	H	Northern Ariz.	82 88
												241	A	UC Riverside	64 54
												278	H	Idaho St.	54 65
												288	A	Eastern Wash.	53 63
												311	A	New Mexico St.	47 77
												329	H	Utah Valley	72 46
												345	H	Sacramento St.	67 91
LAST 10 Division I															
278	H	Idaho St.	54 65	288	A	Eastern Wash.	53 63								
345	H	Sacramento St.	67 91	111	A	Utah	46 75								
199	A	Northern Colo.	65 60	329	H	Utah Valley	72 46								
214	H	Northern Ariz.	82 88	311	A	New Mexico St.	47 77								
128	A	Idaho	50 70	206	A	UTEP	51 70								

Non-Div I Games:

Weber St.

■ Loss,
 ■ Non-Conf,
 ■ S Site,
 ■ H Home
 ■ A Away
 N Neutral

West Virginia

Through Games Of Jan. 17, 2020

Average RPI Win:	161	WON-LOST	WINNING	LAST 10	STRENGTH OF	OPP. STRENGTH	TEAM	ADJ.	CONF.	ADJ CONF.
Average RPI Loss:	23	RECORD	PCT. RANK	GAMES	SCHEDULE	OF SCHEDULE	RPI	RPI	RPI	RPI
DIV. I ONLY	13- 2	20	9-1	95	54	32	32	3	3	
DIV. I NON-CONF.	10- 1	19	6-0	160	96	34	34	4	4	
TOTALS	RPI 1-25	RPI 26-50	W-L RECORDS	RPI 51-100	RPI 101-150	RPI 150+				
13- 2	1- 2	0- 0	OVERALL	4- 0	1- 0	7- 0				
6- 1	0- 1	0- 0	HOME	1- 0	1- 0	4- 0				
3- 0	1- 0	0- 0	AWAY	1- 0	0- 0	1- 0				
4- 1	0- 1	0- 0	NEUTRAL	2- 0	0- 0	2- 0				
10- 1	1- 1	0- 0	NON-CONFERENCE	2- 0	1- 0	6- 0				
5- 0	0- 0	0- 0	HOME	0- 0	1- 0	4- 0				
1- 0	1- 0	0- 0	AWAY	0- 0	0- 0	0- 0				
4- 1	0- 1	0- 0	NEUTRAL	2- 0	0- 0	2- 0				
3- 1	0- 1	0- 0	CONFERENCE	2- 0	0- 0	1- 0				
1- 1	0- 1	0- 0	HOME	1- 0	0- 0	0- 0				
2- 0	0- 0	0- 0	AWAY	1- 0	0- 0	1- 0				
0- 0	0- 0	0- 0	NEUTRAL	0- 0	0- 0	0- 0				

RPI S	Opponent	Score	RPI S	Opponent	Score	RPI S	Opponent	Score	RPI S	Opponent	Score
15 A	Mississippi St.	71 65				60 H	Texas	68 63	150 H	Cornell	68 62
22 N	Creighton	75 82				73 A	Kansas	68 49	159 A	Kansas St.	74 63
23 H	Oklahoma	49 73				91 N	Syracuse	71 69	160 N	Norfolk St.	72 55
						96 N	Michigan St.	63 57	172 N	New Mexico	73 60
									218 H	Saint Francis (PA)	74 45
									263 H	Radford	74 37
									292 H	Presbyterian	56 40
									343 H	Coppin St.	82 47
LAST 10 Division I											
23 H	Oklahoma	49 73	91 N	Syracuse	71 69						
60 H	Texas	68 63	96 N	Michigan St.	63 57						
73 A	Kansas	68 49	160 N	Norfolk St.	72 55						
159 A	Kansas St.	74 63	15 A	Mississippi St.	71 65						
150 H	Cornell	68 62	172 N	New Mexico	73 60						

Non-Div I Games:

West Virginia

■ Loss,
■ Non-Conf, S Site,
■ Home
■ Away
N Neutral

Average RPI Win:	339	WON-LOST	WINNING	LAST 10	STRENGTH OF	OPP. STRENGTH	TEAM	ADJ.	CONF.	ADJ CONF.
Average RPI Loss:	184	RECORD	PCT. RANK	GAMES	SCHEDULE	OF SCHEDULE	RPI	RPI	RPI	RPI
DIV. I ONLY	1- 14	345	1-9	183	341	335	335	23	23	
DIV. I NON-CONF.	1- 12	335	1-7	114	347	322	322	21	21	
TOTALS	RPI 1-25	RPI 26-50	W-L RECORDS	RPI 51-100	RPI 101-150	RPI 150+				
1- 14	0- 0	0- 0	OVERALL	0- 2	0- 3	1- 9				
1- 8	0- 0	0- 0	HOME	0- 0	0- 2	1- 6				
0- 6	0- 0	0- 0	AWAY	0- 2	0- 1	0- 3				
0- 0	0- 0	0- 0	NEUTRAL	0- 0	0- 0	0- 0				
1- 12	0- 0	0- 0	NON-CONFERENCE	0- 2	0- 3	1- 7				
1- 6	0- 0	0- 0	HOME	0- 0	0- 2	1- 4				
0- 6	0- 0	0- 0	AWAY	0- 2	0- 1	0- 3				
0- 0	0- 0	0- 0	NEUTRAL	0- 0	0- 0	0- 0				
0- 2	0- 0	0- 0	CONFERENCE	0- 0	0- 0	0- 2				
0- 2	0- 0	0- 0	HOME	0- 0	0- 0	0- 2				
0- 0	0- 0	0- 0	AWAY	0- 0	0- 0	0- 0				
0- 0	0- 0	0- 0	NEUTRAL	0- 0	0- 0	0- 0				

RPI 1-25				RPI 26-50				RPI 51-100				RPI 101+				Team's RPI: 335	
RPI	S	Opponent	Score	RPI	S	Opponent	Score	RPI	S	Opponent	Score	RPI	S	Opponent	Score		
								62	A	North Carolina	55	92	109	A	Elon	24	68
								94	A	Davidson	51	101	110	H	Coastal Caro.	43	66
													131	H	Campbell	40	61
													155	H	Tennessee Tech	58	62
													187	H	Cleveland St.	61	68
													210	H	ETSU	57	62
													215	H	Chattanooga	52	59
													236	A	Gardner-Webb	62	88
													238	H	UNC Asheville	47	64
													242	A	Col. of Charleston	62	73
													251	H	Winthrop	60	63
													333	A	USC Upstate	62	70
													339	H	Charleston So.	69	64
LAST 10 Division I																	
				210	H	ETSU	57	62				187	H	Cleveland St.	61	68	
				215	H	Chattanooga	52	59				339	H	Charleston So.	69	64	
				242	A	Col. of Charleston	62	73				236	A	Gardner-Webb	62	88	
				251	H	Winthrop	60	63				110	H	Coastal Caro.	43	66	
				155	H	Tennessee Tech	58	62				94	A	Davidson	51	101	

Non-Div I Games: Southern Wesleyan 70 37 UVa-Wise 64 55

Western Caro.

Average RPI Win:	285	WON-LOST	WINNING	LAST 10	STRENGTH OF	OPP. STRENGTH	TEAM	ADJ.	CONF.	ADJ CONF.
Average RPI Loss:	90	RECORD	PCT. RANK	GAMES	SCHEDULE	OF SCHEDULE	RPI	RPI	RPI	RPI
DIV. I ONLY	6- 9	223	5-5	213	169	225	225	18	18	
DIV. I NON-CONF.	3- 7	252	2-3	174	160	239	239	19	19	
TOTALS	RPI 1-25	RPI 26-50	W-L RECORDS	RPI 51-100	RPI 101-150	RPI 150+				
6- 9	0- 1	0- 2	OVERALL	0- 4	0- 0	6- 2				
4- 2	0- 0	0- 1	HOME	0- 1	0- 0	4- 0				
2- 5	0- 1	0- 1	AWAY	0- 2	0- 0	2- 1				
0- 2	0- 0	0- 0	NEUTRAL	0- 1	0- 0	0- 1				
3- 7	0- 1	0- 1	NON-CONFERENCE	0- 3	0- 0	3- 2				
2- 1	0- 0	0- 0	HOME	0- 1	0- 0	2- 0				
1- 4	0- 1	0- 1	AWAY	0- 1	0- 0	1- 1				
0- 2	0- 0	0- 0	NEUTRAL	0- 1	0- 0	0- 1				
3- 2	0- 0	0- 1	CONFERENCE	0- 1	0- 0	3- 0				
2- 1	0- 0	0- 1	HOME	0- 0	0- 0	2- 0				
1- 1	0- 0	0- 0	AWAY	0- 1	0- 0	1- 0				
0- 0	0- 0	0- 0	NEUTRAL	0- 0	0- 0	0- 0				

RPI 1-25				RPI 26-50				RPI 51-100				RPI 101+				Team's RPI: 225
RPI	S	Opponent	Score	RPI	S	Opponent	Score	RPI	S	Opponent	Score	RPI	S	Opponent	Score	
24	A	Purdue	59 66	31	A	Drake	75 94	66	N	Southern Ill.	65 79	158	A	Missouri	89 97	
				49	H	South Dakota	65 96	72	A	Illinois St.	65 78	163	H	Southeast Mo. St.	97 91	
								82	H	Bradley	49 84	247	N	Eastern Ill.	52 60	
								84	A	South Dakota St.	45 75	275	H	Indiana St.	83 72	
												295	H	Denver	82 75	
												305	A	North Dakota St.	79 78	
												324	H	Purdue Fort Wayne	79 68	
												349	A	Chicago St.	88 78	
LAST 10 Division I																
295	H	Denver	82 75	247	N	Eastern Ill.	52 60									
324	H	Purdue Fort Wayne	79 68	66	N	Southern Ill.	65 79									
84	A	South Dakota St.	45 75	163	H	Southeast Mo. St.	97 91									
305	A	North Dakota St.	79 78	349	A	Chicago St.	88 78									
49	H	South Dakota	65 96	72	A	Illinois St.	65 78									

Non-Div I Games: Culver-Stockton 82 76 Ill.-Springfield 91 51 Mo. Baptist 90 69

Western Ill.

Average RPI Win:	131	WON-LOST	WINNING	LAST 10	STRENGTH OF	OPP. STRENGTH	TEAM	ADJ.	CONF.	ADJ CONF.
Average RPI Loss:	103	RECORD	PCT. RANK	GAMES	SCHEDULE	OF SCHEDULE	RPI	RPI	RPI	RPI
DIV. I ONLY	10- 6	101	5-5	78	20	44	44	13	13	
DIV. I NON-CONF.	8- 3	68	3-2	100	5	29	29	14	14	
TOTALS	RPI 1-25	RPI 26-50	W-L RECORDS	RPI 51-100	RPI 101-150	RPI 150+				
10- 6	1- 2	2- 1	OVERALL	2- 0	0- 1	5- 2				
6- 0	1- 0	2- 0	HOME	1- 0	0- 0	2- 0				
3- 6	0- 2	0- 1	AWAY	1- 0	0- 1	2- 2				
1- 0	0- 0	0- 0	NEUTRAL	0- 0	0- 0	1- 0				
8- 3	1- 2	1- 0	NON-CONFERENCE	2- 0	0- 0	4- 1				
4- 0	1- 0	1- 0	HOME	1- 0	0- 0	1- 0				
3- 3	0- 2	0- 0	AWAY	1- 0	0- 0	2- 1				
1- 0	0- 0	0- 0	NEUTRAL	0- 0	0- 0	1- 0				
2- 3	0- 0	1- 1	CONFERENCE	0- 0	0- 1	1- 1				
2- 0	0- 0	1- 0	HOME	0- 0	0- 0	1- 0				
0- 3	0- 0	0- 1	AWAY	0- 0	0- 1	0- 1				
0- 0	0- 0	0- 0	NEUTRAL	0- 0	0- 0	0- 0				

RPI 1-25				RPI 26-50				Team's RPI: 44				RPI 51-100				RPI 101+			
RPI	S	Opponent	Score	RPI	S	Opponent	Score	RPI	S	Opponent	Score	RPI	S	Opponent	Score	RPI	S	Opponent	Score
1	A	Louisville	56 75	27	H	Central Mich.	93 58	65	A	Ball St.	91 86	135	A	Rice	65 73				
23	H	Oklahoma	74 63	37	A	Old Dominion	65 76	89	H	Belmont	77 46	151	A	Samford	88 84				
24	A	Purdue	50 67	45	H	Middle Tenn.	71 63					152	A	Saint Mary's (CA)	73 80				
												167	H	UAB	69 65				
												207	H	Little Rock	77 58				
												220	N	Tulsa	76 63				
												266	A	North Texas	54 61				
												320	A	Mercer	75 62				
LAST 10 Division I																			
				37	A	Old Dominion	65 76	24	A	Purdue	50 67								
				45	H	Middle Tenn.	71 63	151	A	Samford	88 84								
				167	H	UAB	69 65	65	A	Ball St.	91 86								
				135	A	Rice	65 73	23	H	Oklahoma	74 63								
				266	A	North Texas	54 61	152	A	Saint Mary's (CA)	73 80								

Non-Div I Games:

Western Ky.

Average RPI Win:	239	WON-LOST	WINNING	LAST 10	STRENGTH OF	OPP. STRENGTH	TEAM	ADJ.	CONF.	ADJ CONF.
Average RPI Loss:	135	RECORD	PCT. RANK	GAMES	SCHEDULE	OF SCHEDULE	RPI	RPI	RPI	RPI
DIV. I ONLY	9- 5	93	8-2	198	268	124	124	10	10	
DIV. I NON-CONF.	6- 4	122	5-1	267	322	178	178	10	10	
TOTALS	RPI 1-25	RPI 26-50	W-L RECORDS	RPI 51-100	RPI 101-150	RPI 150+				
9- 5	0- 0	0- 0	OVERALL	1- 1	1- 2	7- 2				
4- 1	0- 0	0- 0	HOME	1- 0	0- 0	3- 1				
3- 3	0- 0	0- 0	AWAY	0- 1	1- 1	2- 1				
2- 1	0- 0	0- 0	NEUTRAL	0- 0	0- 1	2- 0				
6- 4	0- 0	0- 0	NON-CONFERENCE	0- 1	1- 1	5- 2				
2- 1	0- 0	0- 0	HOME	0- 0	0- 0	2- 1				
2- 2	0- 0	0- 0	AWAY	0- 1	1- 0	1- 1				
2- 1	0- 0	0- 0	NEUTRAL	0- 0	0- 1	2- 0				
3- 1	0- 0	0- 0	CONFERENCE	1- 0	0- 1	2- 0				
2- 0	0- 0	0- 0	HOME	1- 0	0- 0	1- 0				
1- 1	0- 0	0- 0	AWAY	0- 0	0- 1	1- 0				
0- 0	0- 0	0- 0	NEUTRAL	0- 0	0- 0	0- 0				

RPI 1-25				RPI 26-50				RPI 51-100				RPI 101+				Team's RPI: 124	
RPI	S	Opponent	Score	RPI	S	Opponent	Score	RPI	S	Opponent	Score	RPI	S	Opponent	Score		
								55	A	Michigan	55 76	104	N	Stony Brook	47 50		
								92	H	Ohio	73 72	116	A	Loyola Chicago	70 60		
												117	A	Kent St.	63 75		
												166	H	Toledo	84 72		
												175	A	Akron	56 51		
												191	H	Fla. Atlantic	79 80		
												206	A	UTEP	46 76		
												295	N	Denver	79 70		
												307	H	Detroit Mercy	82 67		
												311	N	New Mexico St.	79 76		
												338	A	UIC	80 52		
												349	H	Chicago St.	90 69		
LAST 10 Division I																	
				92	H	Ohio	73 72					104	N	Stony Brook	47 50		
				117	A	Kent St.	63 75					295	N	Denver	79 70		
				175	A	Akron	56 51					349	H	Chicago St.	90 69		
				166	H	Toledo	84 72					338	A	UIC	80 52		
				116	A	Loyola Chicago	70 60					311	N	New Mexico St.	79 76		

Non-Div I Games: Kentucky St. 80 41

Western Mich.

Average RPI Win:	217	WON-LOST	WINNING	LAST 10	STRENGTH OF	OPP. STRENGTH	TEAM	ADJ.	CONF.	ADJ CONF.
Average RPI Loss:	68	RECORD	PCT. RANK	GAMES	SCHEDULE	OF SCHEDULE	RPI	RPI	RPI	RPI
DIV. I ONLY	10- 7	124	6-4	204	37	144	144	9	9	
DIV. I NON-CONF.	8- 5	117	4-2	224	38	137	137	8	8	
TOTALS	RPI 1-25	RPI 26-50	W-L RECORDS	RPI 51-100	RPI 101-150	RPI 150+				
10- 7	1- 3	0- 2	OVERALL	0- 0	1- 1	8- 1				
7- 2	1- 0	0- 1	HOME	0- 0	0- 1	6- 0				
2- 4	0- 3	0- 0	AWAY	0- 0	0- 0	2- 1				
1- 1	0- 0	0- 1	NEUTRAL	0- 0	1- 0	0- 0				
8- 5	1- 2	0- 2	NON-CONFERENCE	0- 0	1- 0	6- 1				
6- 1	1- 0	0- 1	HOME	0- 0	0- 0	5- 0				
1- 3	0- 2	0- 0	AWAY	0- 0	0- 0	1- 1				
1- 1	0- 0	0- 1	NEUTRAL	0- 0	1- 0	0- 0				
2- 2	0- 1	0- 0	CONFERENCE	0- 0	0- 1	2- 0				
1- 1	0- 0	0- 0	HOME	0- 0	0- 1	1- 0				
1- 1	0- 1	0- 0	AWAY	0- 0	0- 0	1- 0				
0- 0	0- 0	0- 0	NEUTRAL	0- 0	0- 0	0- 0				

RPI	S	Opponent	Score	RPI	S	Opponent	Score	RPI	S	Opponent	Score	RPI	S	Opponent	Score	Team's RPI: 144
3	A	UConn	55 83	35	N	Virginia Tech	63 84					113	N	Montana St.	66 64	
4	A	Missouri St.	55 68	46	H	UNI	50 61					140	H	Tulane	56 61	
22	A	Creighton	46 56									177	H	Eastern Mich.	63 52	
23	H	Oklahoma	88 83									220	H	Tulsa	57 46	
												227	A	Oral Roberts	66 79	
												237	A	Louisiana Tech	88 80	
												249	A	East Carolina	61 53	
												257	H	Ark.-Pine Bluff	100 50	
												264	H	Southern U.	69 63	
												300	H	Houston Baptist	59 42	
												327	H	Grambling	77 65	
LAST 10 Division I																
220	H	Tulsa	57 46	35	N	Virginia Tech	63 84									
249	A	East Carolina	61 53	113	N	Montana St.	66 64									
140	H	Tulane	56 61	257	H	Ark.-Pine Bluff	100 50									
3	A	UConn	55 83	22	A	Creighton	46 56									
327	H	Grambling	77 65	177	H	Eastern Mich.	63 52									

Non-Div I Games:

Wichita St.

■ Loss,
■ Non-Conf,
■ S Site,
■ H Home
■ A Away
N Neutral

Average RPI Win: 239		WON-LOST	WINNING	LAST 10	STRENGTH OF	OPP. STRENGTH	TEAM	ADJ.	CONF.	ADJ CONF.
Average RPI Loss: 106		RECORD	PCT. RANK	GAMES	SCHEDULE	OF SCHEDULE	RPI	RPI	RPI	RPI
DIV. I ONLY		12- 4	50	7-3	321	105	145	145	14	14
DIV. I NON-CONF.		9- 2	39	4-1	336	72	136	136	13	13
TOTALS	RPI 1-25		RPI 26-50		W-L RECORDS		RPI 51-100		RPI 101-150	RPI 150+
12- 4	0- 0		0- 2		OVERALL		0- 0		2- 1	10- 1
5- 2	0- 0		0- 1		HOME		0- 0		0- 0	5- 1
7- 2	0- 0		0- 1		AWAY		0- 0		2- 1	5- 0
0- 0	0- 0		0- 0		NEUTRAL		0- 0		0- 0	0- 0
9- 2	0- 0		0- 1		NON-CONFERENCE		0- 0		2- 1	7- 0
4- 1	0- 0		0- 1		HOME		0- 0		0- 0	4- 0
5- 1	0- 0		0- 0		AWAY		0- 0		2- 1	3- 0
0- 0	0- 0		0- 0		NEUTRAL		0- 0		0- 0	0- 0
3- 2	0- 0		0- 1		CONFERENCE		0- 0		0- 0	3- 1
1- 1	0- 0		0- 0		HOME		0- 0		0- 0	1- 1
2- 1	0- 0		0- 1		AWAY		0- 0		0- 0	2- 0
0- 0	0- 0		0- 0		NEUTRAL		0- 0		0- 0	0- 0

RPI 1-25				RPI 26-50				RPI 51-100				RPI 101+ Team's RPI: 145			
RPI	S	Opponent	Score	RPI	S	Opponent	Score	RPI	S	Opponent	Score	RPI	S	Opponent	Score
				37	H	Old Dominion	58 69					125	A	Richmond	73 76
				41	A	James Madison	70 84					130	A	VCU	69 55
												137	A	George Washington	63 51
												160	H	Norfolk St.	65 56
												185	A	Towson	83 75
												219	H	UNCW	55 72
												242	H	Col. of Charleston	85 60
												245	A	Army West Point	77 65
												249	A	East Carolina	78 68
												256	A	Delaware St.	73 52
												302	H	UMES	78 50
												313	H	UMBC	76 48
												315	A	Hofstra	66 53
												336	H	Hartford	61 44
LAST 10 Division I															
				315	A	Hofstra	66 53					137	A	George Washington	63 51
				242	H	Col. of Charleston	85 60					160	H	Norfolk St.	65 56
				219	H	UNCW	55 72					130	A	VCU	69 55
				185	A	Towson	83 75					37	H	Old Dominion	58 69
				41	A	James Madison	70 84					256	A	Delaware St.	73 52

Non-Div I Games:

William & Mary

Loss, Non-Conf, S Site, H Home A Away N Neutral

Winthrop

Through Games Of Jan. 17, 2020

Average RPI Win:	278	WON-LOST	WINNING	LAST 10	STRENGTH OF	OPP. STRENGTH	TEAM	ADJ.	CONF.	ADJ CONF.
Average RPI Loss:	181	RECORD	PCT. RANK	GAMES	SCHEDULE	OF SCHEDULE	RPI	RPI	RPI	RPI
DIV. I ONLY	7- 8	192	6-4	310	258	251	251	27	27	
DIV. I NON-CONF.	3- 6	235	2-2	320	215	299	299	27	27	
TOTALS	RPI 1-25	RPI 26-50	W-L RECORDS	RPI 51-100	RPI 101-150	RPI 150+				
7- 8	0- 1	0- 1	OVERALL	0- 0	0- 1	7- 5				
3- 3	0- 0	0- 0	HOME	0- 0	0- 0	3- 3				
4- 4	0- 1	0- 1	AWAY	0- 0	0- 1	4- 1				
0- 1	0- 0	0- 0	NEUTRAL	0- 0	0- 0	0- 1				
3- 6	0- 1	0- 1	NON-CONFERENCE	0- 0	0- 0	3- 4				
0- 3	0- 0	0- 0	HOME	0- 0	0- 0	0- 3				
3- 2	0- 1	0- 1	AWAY	0- 0	0- 0	3- 0				
0- 1	0- 0	0- 0	NEUTRAL	0- 0	0- 0	0- 1				
4- 2	0- 0	0- 0	CONFERENCE	0- 0	0- 1	4- 1				
3- 0	0- 0	0- 0	HOME	0- 0	0- 0	3- 0				
1- 2	0- 0	0- 0	AWAY	0- 0	0- 1	1- 1				
0- 0	0- 0	0- 0	NEUTRAL	0- 0	0- 0	0- 0				

RPI 1-25				RPI 26-50				RPI 51-100				RPI 101+ Team's RPI: 251			
RPI	S	Opponent	Score	RPI	S	Opponent	Score	RPI	S	Opponent	Score	RPI	S	Opponent	Score
16	A	Kentucky	36 91	37	A	Old Dominion	44 68					131	A	Campbell	47 63
												174	H	Hampton	72 66
												190	H	Iona	61 68
												219	A	UNCW	75 63
												236	A	Gardner-Webb	59 71
												242	H	Col. of Charleston	73 84
												269	H	High Point	69 63
												287	H	Ga. Southern	47 91
												292	H	Presbyterian	61 54
												308	N	Wofford	59 60
												322	A	N.C. Central	56 46
												333	A	USC Upstate	52 38
												335	A	Western Caro.	63 60
LAST 10 Division I															
				131	A	Campbell	47 63	174	H	Hampton	72 66				
				292	H	Presbyterian	61 54	335	A	Western Caro.	63 60				
				333	A	USC Upstate	52 38	219	A	UNCW	75 63				
				236	A	Gardner-Webb	59 71	16	A	Kentucky	36 91				
				269	H	High Point	69 63	242	H	Col. of Charleston	73 84				

Non-Div I Games:

Winthrop

■ Loss,
 ■ Non-Conf,
 ■ S Site,
 ■ H Home
 ■ A Away
 N Neutral

Average RPI Win:	236	WON-LOST	WINNING	LAST 10	STRENGTH OF	OPP. STRENGTH	TEAM	ADJ.	CONF.	ADJ CONF.
Average RPI Loss:	48	RECORD	PCT. RANK	GAMES	SCHEDULE	OF SCHEDULE	RPI	RPI	RPI	RPI
DIV. I ONLY	9- 8	163	4-6	101	123	132	132	2	2	
DIV. I NON-CONF.	8- 3	68	3-1	214	221	98	98	2	2	
TOTALS	RPI 1-25	RPI 26-50	W-L RECORDS	RPI 51-100	RPI 101-150	RPI 150+				
9- 8	0- 2	0- 2	OVERALL	2- 4	0- 0	7- 0				
7- 2	0- 1	0- 0	HOME	1- 1	0- 0	6- 0				
1- 5	0- 1	0- 1	AWAY	0- 3	0- 0	1- 0				
1- 1	0- 0	0- 1	NEUTRAL	1- 0	0- 0	0- 0				
8- 3	0- 0	0- 2	NON-CONFERENCE	2- 1	0- 0	6- 0				
6- 0	0- 0	0- 0	HOME	1- 0	0- 0	5- 0				
1- 2	0- 0	0- 1	AWAY	0- 1	0- 0	1- 0				
1- 1	0- 0	0- 1	NEUTRAL	1- 0	0- 0	0- 0				
1- 5	0- 2	0- 0	CONFERENCE	0- 3	0- 0	1- 0				
1- 2	0- 1	0- 0	HOME	0- 1	0- 0	1- 0				
0- 3	0- 1	0- 0	AWAY	0- 2	0- 0	0- 0				
0- 0	0- 0	0- 0	NEUTRAL	0- 0	0- 0	0- 0				

RPI	S	Opponent	Score	RPI	S	Opponent	Score	RPI	S	Opponent	Score	RPI	S	Opponent	Score	Team's RPI: 132
24	A	Purdue	61 72	26	A	Georgia Tech	41 60	51	A	Colorado	57 74	205	H	Penn St.	71 65	
25	H	Rutgers	61 64	47	N	Arkansas	64 68	55	H	Michigan	56 68	247	H	Eastern Ill.	63 55	
								59	A	Nebraska	50 65	281	H	Milwaukee	71 40	
								65	N	Ball St.	67 56	305	A	North Dakota St.	64 63	
								96	A	Michigan St.	52 69	306	H	Alabama St.	85 67	
								98	H	North Florida	75 62	308	H	Wofford	78 65	
												309	H	Prairie View	68 42	
LAST 10 Division I																
55	H	Michigan	56 68	25	H	Rutgers	61 64									
96	A	Michigan St.	52 69	309	H	Prairie View	68 42									
59	A	Nebraska	50 65	306	H	Alabama St.	85 67									
205	H	Penn St.	71 65	305	A	North Dakota St.	64 63									
24	A	Purdue	61 72	26	A	Georgia Tech	41 60									

Non-Div I Games:

Wisconsin

■ Loss,
 ■ Non-Conf,
 ■ S Site,
 ■ H Home
 ■ A Away
 N Neutral

Wofford

Through Games Of Jan. 17, 2020

Average RPI Win:	274	WON-LOST	WINNING	LAST 10	STRENGTH OF	OPP. STRENGTH	TEAM	ADJ.	CONF.	ADJ CONF.
Average RPI Loss:	187	RECORD	PCT. RANK	GAMES	SCHEDULE	OF SCHEDULE	RPI	RPI	RPI	RPI
DIV. I ONLY	5- 10	253	4-6	295	272	308	308	23	23	
DIV. I NON-CONF.	4- 8	235	3-4	202	333	292	292	21	21	
TOTALS	RPI 1-25	RPI 26-50	W-L RECORDS	RPI 51-100	RPI 101-150	RPI 150+				
5- 10	0- 0	0- 0	OVERALL	0- 1	0- 3	5- 6				
4- 4	0- 0	0- 0	HOME	0- 0	0- 1	4- 3				
0- 6	0- 0	0- 0	AWAY	0- 1	0- 2	0- 3				
1- 0	0- 0	0- 0	NEUTRAL	0- 0	0- 0	1- 0				
4- 8	0- 0	0- 0	NON-CONFERENCE	0- 1	0- 3	4- 4				
3- 3	0- 0	0- 0	HOME	0- 0	0- 1	3- 2				
0- 5	0- 0	0- 0	AWAY	0- 1	0- 2	0- 2				
1- 0	0- 0	0- 0	NEUTRAL	0- 0	0- 0	1- 0				
1- 2	0- 0	0- 0	CONFERENCE	0- 0	0- 0	1- 2				
1- 1	0- 0	0- 0	HOME	0- 0	0- 0	1- 1				
0- 1	0- 0	0- 0	AWAY	0- 0	0- 0	0- 1				
0- 0	0- 0	0- 0	NEUTRAL	0- 0	0- 0	0- 0				

RPI S	Opponent	Score	RPI S	Opponent	Score	RPI S	Opponent	Score	RPI S	Opponent	Score	Team's RPI: 308
						73 A	Kansas	64 83	110 H	Coastal Caro.	73 78	
									132 A	Wisconsin	65 78	
									149 A	Auburn	82 84	
									151 H	Samford	58 74	
									215 A	Chattanooga	76 80	
									230 A	Northern Ky.	72 80	
									236 A	Gardner-Webb	53 67	
									238 H	UNC Asheville	75 38	
									251 N	Winthrop	60 59	
									270 H	Longwood	79 76	
									283 H	Appalachian St.	51 54	
									287 H	Ga. Southern	57 70	
									292 H	Presbyterian	67 60	
									320 H	Mercer	77 49	
LAST 10 Division I												
215 A	Chattanooga	76 80	238 H	UNC Asheville	75 38							
320 H	Mercer	77 49	283 H	Appalachian St.	51 54							
151 H	Samford	58 74	287 H	Ga. Southern	57 70							
73 A	Kansas	64 83	292 H	Presbyterian	67 60							
230 A	Northern Ky.	72 80	251 N	Winthrop	60 59							

Non-Div I Games: Brevard 82 34 Erskine 100 38 UNKNOWN 89 38

Wofford

Loss, Non-Conf, S Site, H Home A Away N Neutral

Average RPI Win:	209	WON-LOST	WINNING	LAST 10	STRENGTH OF	OPP. STRENGTH	TEAM	ADJ.	CONF.	ADJ CONF.
Average RPI Loss:	133	RECORD	PCT. RANK	GAMES	SCHEDULE	OF SCHEDULE	RPI	RPI	RPI	RPI
DIV. I ONLY	9- 8	163	5-5	193	150	139	139	19	19	
DIV. I NON-CONF.	4- 6	212	0-3	201	34	177	177	18	18	
TOTALS	RPI 1-25	RPI 26-50	W-L RECORDS	RPI 51-100	RPI 101-150	RPI 150+				
9- 8	0- 0	0- 0	OVERALL	1- 4	0- 2	8- 2				
3- 1	0- 0	0- 0	HOME	1- 0	0- 1	2- 0				
5- 5	0- 0	0- 0	AWAY	0- 3	0- 1	5- 1				
1- 2	0- 0	0- 0	NEUTRAL	0- 1	0- 0	1- 1				
4- 6	0- 0	0- 0	NON-CONFERENCE	1- 3	0- 2	3- 1				
1- 1	0- 0	0- 0	HOME	1- 0	0- 1	0- 0				
2- 3	0- 0	0- 0	AWAY	0- 2	0- 1	2- 0				
1- 2	0- 0	0- 0	NEUTRAL	0- 1	0- 0	1- 1				
5- 2	0- 0	0- 0	CONFERENCE	0- 1	0- 0	5- 1				
2- 0	0- 0	0- 0	HOME	0- 0	0- 0	2- 0				
3- 2	0- 0	0- 0	AWAY	0- 1	0- 0	3- 1				
0- 0	0- 0	0- 0	NEUTRAL	0- 0	0- 0	0- 0				

RPI 1-25			RPI 26-50			RPI 51-100			RPI 101+			Team's RPI: 139
RPI	S	Opponent	Score	RPI	S	Opponent	Score	RPI	S	Opponent	Score	
						57 A IUPUI	60 80	107 A UT Arlington		62 68		
						68 A UCF	53 69	118 H Abilene Christian		64 83		
						73 N Kansas	63 74	171 H Youngstown St.		91 41		
						76 H CSU Bakersfield	65 60	178 A Green Bay		70 58		
						86 A Iowa St.	71 79	187 H Cleveland St.		78 62		
								204 A SMU		69 61		
								216 A Xavier		86 74		
								230 A Northern Ky.		63 55		
								273 N St. Bonaventure		56 57		
								281 A Milwaukee		58 60		
								285 N Loyola Maryland		66 51		
								338 A UIC		58 43		
LAST 10 Division I												
						230 A Northern Ky.	63 55	178 A Green Bay		70 58		
						57 A IUPUI	60 80	281 A Milwaukee		58 60		
						338 A UIC	58 43	68 A UCF		53 69		
						171 H Youngstown St.	91 41	273 N St. Bonaventure		56 57		
						187 H Cleveland St.	78 62	86 A Iowa St.		71 79		

Non-Div I Games: Marian (IN) 64 60

Wright St.

■ Loss,
 ■ Non-Conf,
 ■ S Site,
 ■ H Home
 ■ A Away
 N Neutral

Wyoming

Through Games Of Jan. 17, 2020

Average RPI Win:	241	WON-LOST	WINNING	LAST 10	STRENGTH OF	OPP. STRENGTH	TEAM	ADJ.	CONF.	ADJ CONF.
Average RPI Loss:	170	RECORD	PCT. RANK	GAMES	SCHEDULE	OF SCHEDULE	RPI	RPI	RPI	RPI
DIV. I ONLY	7- 8	192	5-5	240	243	224	224	17	17	
DIV. I NON-CONF.	3- 5	224	1-2	215	231	265	265	24	24	
TOTALS	RPI 1-25	RPI 26-50	W-L RECORDS	RPI 51-100	RPI 101-150	RPI 150+				
7- 8	0- 1	0- 0	OVERALL	0- 2	1- 0	6- 5				
4- 4	0- 1	0- 0	HOME	0- 1	1- 0	3- 2				
3- 4	0- 0	0- 0	AWAY	0- 1	0- 0	3- 3				
0- 0	0- 0	0- 0	NEUTRAL	0- 0	0- 0	0- 0				
3- 5	0- 1	0- 0	NON-CONFERENCE	0- 2	0- 0	3- 2				
2- 3	0- 1	0- 0	HOME	0- 1	0- 0	2- 1				
1- 2	0- 0	0- 0	AWAY	0- 1	0- 0	1- 1				
0- 0	0- 0	0- 0	NEUTRAL	0- 0	0- 0	0- 0				
4- 3	0- 0	0- 0	CONFERENCE	0- 0	1- 0	3- 3				
2- 1	0- 0	0- 0	HOME	0- 0	1- 0	1- 1				
2- 2	0- 0	0- 0	AWAY	0- 0	0- 0	2- 2				
0- 0	0- 0	0- 0	NEUTRAL	0- 0	0- 0	0- 0				

RPI 1-25				RPI 26-50				RPI 51-100				RPI 101+ Team's RPI: 224			
RPI	S	Opponent	Score	RPI	S	Opponent	Score	RPI	S	Opponent	Score	RPI	S	Opponent	Score
7	H	Gonzaga	54 65					51	H	Colorado	56 66	106	H	Boise St.	73 68
								84	A	South Dakota St.	40 67	152	H	Saint Mary's (CA)	69 67
												172	A	New Mexico	73 66
												199	H	Northern Colo.	44 46
												201	A	UNLV	53 65
												253	H	Colorado St.	49 56
												271	A	San Diego St.	60 67
												295	A	Denver	57 71
												297	H	Nevada	83 59
												303	A	Air Force	65 63
												305	A	North Dakota St.	66 57
												350	H	Mississippi Val.	95 22
LAST 10 Division I															
297	H	Nevada	83 59	7	H	Gonzaga	54 65	199	H	Northern Colo.	44 46	350	H	Mississippi Val.	95 22
201	A	UNLV	53 65	172	A	New Mexico	73 66	303	A	Air Force	65 63				
271	A	San Diego St.	60 67												
253	H	Colorado St.	49 56												
106	H	Boise St.	73 68												

Non-Div I Games: Colo. Christian 70 31

Wyoming

■ Loss,
 ■ Non-Conf, S Site,
 ■ Home
 ■ Away
 N Neutral

Average RPI Win:	173	WON-LOST	WINNING	LAST 10	STRENGTH OF	OPP. STRENGTH	TEAM	ADJ.	CONF.	ADJ CONF.
Average RPI Loss:	93	RECORD	PCT. RANK	GAMES	SCHEDULE	OF SCHEDULE	RPI	RPI	RPI	RPI
DIV. I ONLY	2- 15	334	1-9	18	80	216	216	6	6	
DIV. I NON-CONF.	1- 10	329	0-4	15	150	235	235	6	6	
TOTALS	RPI 1-25	RPI 26-50	W-L RECORDS	RPI 51-100	RPI 101-150	RPI 150+				
2- 15	0- 2	0- 1	OVERALL	0- 6	1- 4	1- 2				
1- 8	0- 1	0- 0	HOME	0- 3	1- 3	0- 1				
1- 5	0- 0	0- 1	AWAY	0- 3	0- 0	1- 1				
0- 2	0- 1	0- 0	NEUTRAL	0- 0	0- 1	0- 0				
1- 10	0- 1	0- 1	NON-CONFERENCE	0- 3	1- 3	0- 2				
1- 4	0- 0	0- 0	HOME	0- 1	1- 2	0- 1				
0- 4	0- 0	0- 1	AWAY	0- 2	0- 0	0- 1				
0- 2	0- 1	0- 0	NEUTRAL	0- 0	0- 1	0- 0				
1- 5	0- 1	0- 0	CONFERENCE	0- 3	0- 1	1- 0				
0- 4	0- 1	0- 0	HOME	0- 2	0- 1	0- 0				
1- 1	0- 0	0- 0	AWAY	0- 1	0- 0	1- 0				
0- 0	0- 0	0- 0	NEUTRAL	0- 0	0- 0	0- 0				

RPI	S	Opponent	Score	RPI	S	Opponent	Score	RPI	S	Opponent	Score	RPI	S	Opponent	Score	Team's RPI: 216
12	H	DePaul	68 91	50	A	Temple	65 78	51	H	Colorado	53 62	111	H	Utah	70 63	
14	N	Northwestern	59 79					53	H	Seton Hall	61 83	119	H	Cincinnati	78 85	
								54	H	St. John's (NY)	67 75	121	H	Butler	70 78	
								65	A	Ball St.	49 70	139	H	Wright St.	74 86	
								77	A	Villanova	54 66	142	N	Florida	64 67	
								88	A	Rider	57 64	156	A	Robert Morris	57 71	
												234	A	Georgetown	85 64	
												258	H	Eastern Ky.	55 56	
LAST 10 Division I																
12	H	DePaul	68 91	54	H	St. John's (NY)	67 75									
77	A	Villanova	54 66	14	N	Northwestern	59 79									
234	A	Georgetown	85 64	142	N	Florida	64 67									
121	H	Butler	70 78	119	H	Cincinnati	78 85									
53	H	Seton Hall	61 83	258	H	Eastern Ky.	55 56									

Non-Div I Games:

Xavier

■ Loss,
 ■ Non-Conf,
 S Site,
 ■ Home
 ■ Away
 N Neutral

Average RPI Win:	203	WON-LOST	WINNING	LAST 10	STRENGTH OF	OPP. STRENGTH	TEAM	ADJ.	CONF.	ADJ CONF.
Average RPI Loss:	55	RECORD	PCT. RANK	GAMES	SCHEDULE	OF SCHEDULE	RPI	RPI	RPI	RPI
DIV. I ONLY	11- 3	39	8-2	123	189	52	52	8	8	
DIV. I NON-CONF.	10- 3	60	7-2	116	197	51	51	9	9	
TOTALS	RPI 1-25	RPI 26-50	W-L RECORDS	RPI 51-100	RPI 101-150	RPI 150+				
11- 3	0- 1	0- 0	OVERALL	2- 1	1- 1	8- 0				
6- 1	0- 0	0- 0	HOME	0- 1	1- 0	5- 0				
4- 2	0- 1	0- 0	AWAY	1- 0	0- 1	3- 0				
1- 0	0- 0	0- 0	NEUTRAL	1- 0	0- 0	0- 0				
10- 3	0- 1	0- 0	NON-CONFERENCE	2- 1	1- 1	7- 0				
5- 1	0- 0	0- 0	HOME	0- 1	1- 0	4- 0				
4- 2	0- 1	0- 0	AWAY	1- 0	0- 1	3- 0				
1- 0	0- 0	0- 0	NEUTRAL	1- 0	0- 0	0- 0				
1- 0	0- 0	0- 0	CONFERENCE	0- 0	0- 0	1- 0				
1- 0	0- 0	0- 0	HOME	0- 0	0- 0	1- 0				
0- 0	0- 0	0- 0	AWAY	0- 0	0- 0	0- 0				
0- 0	0- 0	0- 0	NEUTRAL	0- 0	0- 0	0- 0				

RPI	S	Opponent	Score	RPI	S	Opponent	Score	RPI	S	Opponent	Score	RPI	S	Opponent	Score
9	A	UCLA	65 100					54	H	St. John's (NY)	66 80	102	A	Colgate	67 70
								62	A	North Carolina	66 63	112	H	Providence	82 79
								95	N	Fresno St.	87 67	162	A	Northeastern	78 63
												200	H	Quinnipiac	63 59
												223	A	UMass Lowell	67 59
												229	H	Brown	79 72
												268	H	Sacred Heart	87 40
												276	A	LMU (CA)	81 65
												282	H	Wagner	87 68
												320	H	Mercer	68 60
LAST 10 Division I															
229	H	Brown	79 72	54	H	St. John's (NY)	66 80								
320	H	Mercer	68 60	276	A	LMU (CA)	81 65								
282	H	Wagner	87 68	95	N	Fresno St.	87 67								
62	A	North Carolina	66 63	9	A	UCLA	65 100								
268	H	Sacred Heart	87 40	162	A	Northeastern	78 63								

Non-Div I Games:

Yale

Average RPI Win:	242	WON-LOST	WINNING	LAST 10	STRENGTH OF	OPP. STRENGTH	TEAM	ADJ.	CONF.	ADJ CONF.
Average RPI Loss:	145	RECORD	PCT. RANK	GAMES	SCHEDULE	OF SCHEDULE	RPI	RPI	RPI	RPI
DIV. I ONLY	8- 7	153	6-4	224	251	171	171	19	19	
DIV. I NON-CONF.	5- 4	140	3-1	255	169	165	165	18	18	
TOTALS	RPI 1-25	RPI 26-50	W-L RECORDS	RPI 51-100	RPI 101-150	RPI 150+				
8- 7	0- 1	0- 0	OVERALL	1- 0	0- 2	7- 4				
5- 1	0- 0	0- 0	HOME	1- 0	0- 1	4- 0				
3- 6	0- 1	0- 0	AWAY	0- 0	0- 1	3- 4				
0- 0	0- 0	0- 0	NEUTRAL	0- 0	0- 0	0- 0				
5- 4	0- 1	0- 0	NON-CONFERENCE	0- 0	0- 1	5- 2				
3- 1	0- 0	0- 0	HOME	0- 0	0- 1	3- 0				
2- 3	0- 1	0- 0	AWAY	0- 0	0- 0	2- 2				
0- 0	0- 0	0- 0	NEUTRAL	0- 0	0- 0	0- 0				
3- 3	0- 0	0- 0	CONFERENCE	1- 0	0- 1	2- 2				
2- 0	0- 0	0- 0	HOME	1- 0	0- 0	1- 0				
1- 3	0- 0	0- 0	AWAY	0- 0	0- 1	1- 2				
0- 0	0- 0	0- 0	NEUTRAL	0- 0	0- 0	0- 0				

RPI	S	Opponent	Score	RPI	S	Opponent	Score	RPI	S	Opponent	Score	RPI	S	Opponent	Score	Team's RPI: 171
11	A	Indiana	56 93					57	H	IUPUI	75 73	117	H	Kent St.	73 82	
												139	A	Wright St.	41 91	
												156	A	Robert Morris	43 58	
												175	A	Akron	62 91	
												177	H	Eastern Mich.	79 77	
												187	A	Cleveland St.	52 60	
												218	A	Saint Francis (PA)	56 46	
												230	A	Northern Ky.	56 75	
												258	A	Eastern Ky.	72 63	
												277	A	Oakland	79 74	
												282	H	Wagner	64 42	
												330	H	Canisius	87 59	
												338	H	UIC	77 65	
LAST 10 Division I																
277	A	Oakland	79 74	57	H	IUPUI	75 73	11	A	Indiana	56 93	218	A	Saint Francis (PA)	56 46	
187	A	Cleveland St.	52 60	57	H	IUPUI	75 73	258	A	Eastern Ky.	72 63	282	H	Wagner	64 42	
139	A	Wright St.	41 91													
230	A	Northern Ky.	56 75													
338	H	UIC	77 65													

Non-Div I Games: Lake Erie 83 48 Muskingum 92 46

Youngstown St.

Loss, Non-Conf, S Site, H Home A Away N Neutral