

Average RPI Win:	306	WON-LOST	WINNING	LAST 10	STRENGTH OF	OPP. STRENGTH	TEAM	ADJ.	CONF.	ADJ CONF.
Average RPI Loss:	179	RECORD	PCT. RANK	GAMES	SCHEDULE	OF SCHEDULE	RPI	RPI	RPI	RPI

DIV. I ONLY	6- 7	201	4- 4	323	344	272	272	27	27
DIV. I NON-CONF.	3- 4	209	3- 1	268	348	257	257	26	26
TOTALS	RPI 1-25	RPI 26-50	W-L RECORDS	RPI 51-100	RPI 101-150	RPI 150+			
6- 7	0- 0	0- 0	OVERALL	0- 0	0- 4	6- 3			
2- 3	0- 0	0- 0	HOME	0- 0	0- 3	2- 0			
2- 4	0- 0	0- 0	AWAY	0- 0	0- 0	2- 1			
2- 0	0- 0	0- 0	NEUTRAL	0- 0	0- 0	2- 0			
3- 4	0- 0	0- 0	NON-CONFERENCE	0- 0	0- 2	3- 2			
1- 1	0- 0	0- 0	HOME	0- 0	0- 1	1- 0			
0- 3	0- 0	0- 0	AWAY	0- 0	0- 1	0- 2			
2- 0	0- 0	0- 0	NEUTRAL	0- 0	0- 0	2- 0			
3- 3	0- 0	0- 0	CONFERENCE	0- 0	0- 2	3- 1			
1- 2	0- 0	0- 0	HOME	0- 0	0- 2	1- 0			
2- 1	0- 0	0- 0	AWAY	0- 0	0- 0	2- 1			
0- 0	0- 0	0- 0	NEUTRAL	0- 0	0- 0	0- 0			

RPI 1-25	RPI 26-50	RPI 51-100	RPI 101+	Team's RPI: 272
RPI S Opponent Score	RPI S Opponent Score	RPI S Opponent Score	RPI S Opponent Score	
			112 H Central Ark.	50 58
			122 H Lamar University	31 70
			127 H Rice	56 67
			140 A UTEP	49 69
			189 A New Orleans	49 66
			254 A New Mexico St.	61 70
			257 H Nicholls St.	76 55
			290 N Prairie View	72 62
			304 A Northwestern St.	62 56
			310 A UTRGV	53 56
			310 H UTRGV	71 41
			332 N Florida A&M	58 55
			342 A Sam Houston St.	67 57
LAST 12 Division I GAMES:				
257 H Nicholls St.	76 55	127 H Rice	56 67	
189 A New Orleans	49 66	310 H UTRGV	71 41	
342 A Sam Houston St.	67 57	332 N Florida A&M	58 55	
304 A Northwestern St.	62 56	290 N Prairie View	72 62	
122 H Lamar University	31 70	254 A New Mexico St.	61 70	
112 H Central Ark.	50 58	140 A UTEP	49 69	

Non-Div I Games: Tex. A&M Int'l 53 34 St. Thomas Houston 72 42 McMurry 62 43 Texas Lutheran 87 56
A&M-Corpus Christi

Loss, Non-Conf, S Site, H Home A Away N Neutral

Average RPI Win:	285	WON-LOST	WINNING	LAST 10	STRENGTH OF	OPP. STRENGTH	TEAM	ADJ.	CONF.	ADJ CONF.
Average RPI Loss:	133	RECORD	PCT. RANK	GAMES	SCHEDULE	OF SCHEDULE	RPI	RPI	RPI	RPI

DIV. I ONLY	8- 5	110	7- 2	337	235	239	239	27	27
DIV. I NON-CONF.	2- 4	239	1- 2	236	119	256	256	26	26

TOTALS	RPI 1-25	RPI 26-50	W-L RECORDS	RPI 51-100	RPI 101-150	RPI 150+			
8- 5	0- 0	0- 1	OVERALL	0- 1	0- 1	8- 2			
6- 1	0- 0	0- 1	HOME	0- 0	0- 0	6- 0			
1- 3	0- 0	0- 0	AWAY	0- 1	0- 1	1- 1			
1- 1	0- 0	0- 0	NEUTRAL	0- 0	0- 0	1- 1			
2- 4	0- 0	0- 1	NON-CONFERENCE	0- 1	0- 0	2- 2			
1- 1	0- 0	0- 1	HOME	0- 0	0- 0	1- 0			
0- 2	0- 0	0- 0	AWAY	0- 1	0- 0	0- 1			
1- 1	0- 0	0- 0	NEUTRAL	0- 0	0- 0	1- 1			
6- 1	0- 0	0- 0	CONFERENCE	0- 0	0- 1	6- 0			
5- 0	0- 0	0- 0	HOME	0- 0	0- 0	5- 0			
1- 1	0- 0	0- 0	AWAY	0- 0	0- 1	1- 0			
0- 0	0- 0	0- 0	NEUTRAL	0- 0	0- 0	0- 0			

RPI	S	Opponent	Score	RPI	S	Opponent	Score	RPI	S	Opponent	Score	RPI	S	Opponent	Score	Team's RPI: 239
41	H	FGCU	55 94	66	A	Arkansas	65 79	139	A	SFA	55 66	189	H	New Orleans	80 70	
								202	H	Idaho	82 72	204	A	SMU	44 65	
								214	N	Radford	65 71	291	A	McNeese	80 75	
								298	H	Southeastern La.	86 80	304	H	Northwestern St.	80 41	
								320	N	Old Dominion	74 60	333	H	Houston Baptist	80 68	
								342	H	Sam Houston St.	83 65					
LAST 12 Division I GAMES:																
139	A	SFA	55 66	189	H	New Orleans	80 70	304	H	Northwestern St.	80 41	320	N	Old Dominion	74 60	
333	H	Houston Baptist	80 68	214	N	Radford	65 71	291	A	McNeese	80 75	41	H	FGCU	55 94	
298	H	Southeastern La.	86 80	66	A	Arkansas	65 79	204	A	SMU	44 65					
291	A	McNeese	80 75													
342	H	Sam Houston St.	83 65													

Non-Div I Games: Schreiner 97 48 Southwest (NM) 91 47 Howard Payne 88 46 Midwestern St. 88 67 Abilene Christian

Average RPI Win:	0	WON-LOST	WINNING	LAST 10	STRENGTH OF	OPP. STRENGTH	TEAM	ADJ.	CONF.	ADJ CONF.
Average RPI Loss:	166	RECORD	PCT. RANK	GAMES	SCHEDULE	OF SCHEDULE	RPI	RPI	RPI	RPI
DIV. I ONLY	0- 16	345	0- 10	83	239	309	309	16	16	
DIV. I NON-CONF.	0- 10	337	0- 5	84	287	310	310	17	17	

TOTALS	RPI 1-25	RPI 26-50	W-L RECORDS	RPI 51-100	RPI 101-150	RPI 150+				
0- 16	0- 1	0- 0	OVERALL	0- 2	0- 3	0- 10				
0- 9	0- 1	0- 0	HOME	0- 1	0- 1	0- 6				
0- 7	0- 0	0- 0	AWAY	0- 1	0- 2	0- 4				
0- 0	0- 0	0- 0	NEUTRAL	0- 0	0- 0	0- 0				
0- 10	0- 1	0- 0	NON-CONFERENCE	0- 1	0- 2	0- 6				
0- 5	0- 1	0- 0	HOME	0- 0	0- 1	0- 3				
0- 5	0- 0	0- 0	AWAY	0- 1	0- 1	0- 3				
0- 0	0- 0	0- 0	NEUTRAL	0- 0	0- 0	0- 0				
0- 6	0- 0	0- 0	CONFERENCE	0- 1	0- 1	0- 4				
0- 4	0- 0	0- 0	HOME	0- 1	0- 0	0- 3				
0- 2	0- 0	0- 0	AWAY	0- 0	0- 1	0- 1				
0- 0	0- 0	0- 0	NEUTRAL	0- 0	0- 0	0- 0				

RPI 1-25				RPI 26-50				RPI 51-100				RPI 101+				Team's RPI: 309
RPI	S	Opponent	Score	RPI	S	Opponent	Score	RPI	S	Opponent	Score	RPI	S	Opponent	Score	
4	H	Louisville	50 62					58	H	New Mexico	59 88	106	A	UNLV	57 69	
								85	A	Navy	64 71	111	H	Colorado	43 68	
												131	A	Weber St.	52 62	
												156	A	SIUE	40 76	
												179	H	Colorado St.	39 40	
												183	A	Nevada	60 70	
												190	H	Fresno St.	58 64	
												192	H	Army West Point	59 65	
												197	H	Eastern Wash.	63 65	
												210	H	Denver	54 75	
												259	H	San Jose St.	74 75	
												286	A	FIU	69 70	
												305	A	Utah Valley	56 59	
LAST 12 Division I GAMES:																
179	H	Colorado St.	39 40	4	H	Louisville	50 62	111	H	Colorado	43 68					
259	H	San Jose St.	74 75					131	A	Weber St.	52 62					
106	A	UNLV	57 69					305	A	Utah Valley	56 59					
183	A	Nevada	60 70					192	H	Army West Point	59 65					
190	H	Fresno St.	58 64					85	A	Navy	64 71					
58	H	New Mexico	59 88													

Non-Div I Games: Colo. Christian 66 68

Air Force

Loss,
Non-Conf,
S Site,
H Home
A Away
N Neutral

Average RPI Win:	271	WON-LOST	WINNING	LAST 10	STRENGTH OF	OPP. STRENGTH	TEAM	ADJ.	CONF.	ADJ CONF.
Average RPI Loss:	82	RECORD	PCT. RANK	GAMES	SCHEDULE	OF SCHEDULE	RPI	RPI	RPI	RPI
DIV. I ONLY	5- 11	271	1- 8	90	139	234	234	7	7	
DIV. I NON-CONF.	5- 5	170	2- 3	217	239	234	234	8	8	

TOTALS	RPI 1-25	RPI 26-50	W-L RECORDS	RPI 51-100	RPI 101-150	RPI 150+				
5- 11	0- 0	0- 4	OVERALL	0- 3	0- 3	5- 1				
4- 5	0- 0	0- 4	HOME	0- 0	0- 1	4- 0				
0- 5	0- 0	0- 0	AWAY	0- 3	0- 1	0- 1				
1- 1	0- 0	0- 0	NEUTRAL	0- 0	0- 1	1- 0				
5- 5	0- 0	0- 2	NON-CONFERENCE	0- 1	0- 1	5- 1				
4- 2	0- 0	0- 2	HOME	0- 0	0- 0	4- 0				
0- 2	0- 0	0- 0	AWAY	0- 1	0- 0	0- 1				
1- 1	0- 0	0- 0	NEUTRAL	0- 0	0- 1	1- 0				
0- 6	0- 0	0- 2	CONFERENCE	0- 2	0- 2	0- 0				
0- 3	0- 0	0- 2	HOME	0- 0	0- 1	0- 0				
0- 3	0- 0	0- 0	AWAY	0- 2	0- 1	0- 0				
0- 0	0- 0	0- 0	NEUTRAL	0- 0	0- 0	0- 0				

RPI 1-25				RPI 26-50				RPI 51-100				RPI 101+				Team's RPI: 234	
RPI	S	Opponent	Score	RPI	S	Opponent	Score	RPI	S	Opponent	Score	RPI	S	Opponent	Score		
				27	H	Buffal o	66 89	53	A	Tol edo	54 60	101	N	Harvard	63 76		
				35	H	Maryl and	54 75	70	A	Duquesne	60 66	121	A	Mi ami (OH)	67 75		
				39	H	Ball St.	61 74	84	A	Ohio	67 70	125	H	Bowl ing Green	64 66		
				41	H	FGCU	63 82					156	N	SIUE	59 58		
												201	A	Bucknel l	52 63		
												262	H	Youngstown St.	75 58		
												297	H	Eastern Ky.	62 45		
												298	H	Southeastern La.	66 54		
												343	H	Winthrop	69 43		
LAST 12 Division I GAMES:																	
				121	A	Mi ami (OH)	67 75	101	N	Harvard	63 76						
				125	H	Bowl ing Green	64 66	156	N	SIUE	59 58						
				39	H	Ball St.	61 74	70	A	Duquesne	60 66						
				84	A	Ohio	67 70	262	H	Youngstown St.	75 58						
				53	A	Tol edo	54 60	35	H	Maryl and	54 75						
				27	H	Buffal o	66 89	343	H	Winthrop	69 43						

Non-Div I Games: Ohio Christian 93 33

Akron

Loss,
Non-Conf, S Site,
H Home
A Away
N Neutral

Alabama

Through Games Of Jan. 17, 2018

Average RPI Win: 197

Average RPI Loss: 40

WON-LOST RECORD

WINNING PCT. RANK

LAST 10 GAMES

STRENGTH OF SCHEDULE

OPP. STRENGTH OF SCHEDULE

TEAM RPI

ADJ. RPI

CONF. RPI

ADJ CONF. RPI

DIV. I ONLY

DIV. I NON-CONF.

13- 5

10- 3

62

51

8- 2

6- 1

70

202

145

266

62

93

62

93

2

2

2

2

TOTALS

RPI 1-25

RPI 26-50

W-L RECORDS

RPI 51-100

RPI 101-150

RPI 150+

13- 5

0- 2

1- 1

OVERALL

2- 2

2- 0

8- 0

9- 1

0- 1

1- 0

HOME

1- 0

2- 0

5- 0

4- 2

0- 1

0- 0

AWAY

1- 1

0- 0

3- 0

0- 2

0- 0

0- 1

NEUTRAL

0- 1

0- 0

0- 0

10- 3

0- 0

0- 1

NON-CONFERENCE

1- 2

2- 0

7- 0

8- 0

0- 0

0- 0

HOME

1- 0

2- 0

5- 0

2- 1

0- 0

0- 0

AWAY

0- 1

0- 0

2- 0

0- 2

0- 0

0- 1

NEUTRAL

0- 1

0- 0

0- 0

3- 2

0- 2

1- 0

CONFERENCE

1- 0

0- 0

1- 0

1- 1

0- 1

1- 0

HOME

0- 0

0- 0

0- 0

2- 1

0- 1

0- 0

AWAY

1- 0

0- 0

1- 0

0- 0

0- 0

0- 0

NEUTRAL

0- 0

0- 0

0- 0

RPI 1-25

RPI 26-50

RPI 51-100

Team's RPI: 62

RPI 101+

RPI S Opponent Score

3 A Mississippi St. 61 75

14 H Missouri 56 62

RPI S Opponent Score

26 N NC State 49 68

48 H LSU 65 51

RPI S Opponent Score

66 A Arkansas 83 76

75 A TCU 67 88

76 H Utah 65 60

82 N Elon 55 60

RPI S Opponent Score

116 H Jacksonville 75 60

117 H Missouri St. 65 61

204 H SMU 59 44

212 A Florida 63 54

246 A Lipscomb 73 51

249 H Grambling 73 49

265 H Alabama A&M 90 32

306 H Murray St. 68 47

328 A Ga. Southern 84 36

332 H Florida A&M 91 55

LAST 12 Division I GAMES:

3 A Mississippi St. 61 75

48 H LSU 65 51

66 A Arkansas 83 76

212 A Florida 63 54

14 H Missouri 56 62

332 H Florida A&M 91 55

306 H Murray St. 68 47

117 H Missouri St. 65 61

204 H SMU 59 44

249 H Grambling 73 49

246 A Lipscomb 73 51

75 A TCU 67 88

Alabama

Non-Div I Games:

Loss, Non-Conf, S Site, H Home A Away N Neutral

Page 5

Alabama

Average RPI Win:	321	WON-LOST	WINNING	LAST 10	STRENGTH OF	OPP. STRENGTH	TEAM	ADJ.	CONF.	ADJ CONF.
Average RPI Loss:	180	RECORD	PCT. RANK	GAMES	SCHEDULE	OF SCHEDULE	RPI	RPI	RPI	RPI
DIV. I ONLY	8- 8	162	5- 5	341	342	265	265	32	32	
DIV. I NON-CONF.	5- 6	187	3- 4	306	331	242	242	32	32	

TOTALS	RPI 1-25	RPI 26-50	W-L RECORDS	RPI 51-100	RPI 101-150	RPI 150+				
8- 8	0- 0	0- 0	OVERALL	0- 3	0- 1	8- 4				
4- 1	0- 0	0- 0	HOME	0- 0	0- 0	4- 1				
4- 6	0- 0	0- 0	AWAY	0- 0	0- 1	4- 3				
0- 1	0- 0	0- 0	NEUTRAL	0- 1	0- 0	0- 0				
5- 6	0- 0	0- 0	NON-CONFERENCE	0- 3	0- 1	5- 2				
2- 1	0- 0	0- 0	HOME	0- 0	0- 0	2- 1				
3- 4	0- 0	0- 0	AWAY	0- 2	0- 1	3- 1				
0- 1	0- 0	0- 0	NEUTRAL	0- 1	0- 0	0- 0				
3- 2	0- 0	0- 0	CONFERENCE	0- 0	0- 0	3- 2				
2- 0	0- 0	0- 0	HOME	0- 0	0- 0	2- 0				
1- 2	0- 0	0- 0	AWAY	0- 0	0- 0	1- 2				
0- 0	0- 0	0- 0	NEUTRAL	0- 0	0- 0	0- 0				

RPI 1-25				RPI 26-50				RPI 51-100				RPI 101+ Team's RPI: 265			
RPI	S	Opponent	Score	RPI	S	Opponent	Score	RPI	S	Opponent	Score	RPI	S	Opponent	Score
								62	A	Alabama	32 90	148	A	Jacksonville St.	33 49
								81	A	UAB	58 85	242	H	Austin Peay	52 55
								100	N	Hartford	47 56	246	A	Lipscomb	50 66
												249	A	Grambling	49 78
												286	A	FIU	58 51
												298	A	Southeastern La.	76 74
												306	H	Murray St.	71 54
												307	A	Alabama St.	78 69
												313	A	Jackson St.	43 59
												338	H	Ark. -Pine Bluff	52 49
												341	A	Tennessee St.	77 75
												344	H	Mississippi Val.	65 48
												347	H	Evansville	70 56
LAST 12 Division I GAMES:															
307	A	Alabama St.	78 69	298	A	Southeastern La.	76 74	81	A	UAB	58 85				
344	H	Mississippi Val.	65 48	148	A	Jacksonville St.	33 49	306	H	Murray St.	71 54				
338	H	Ark. -Pine Bluff	52 49	100	N	Hartford	47 56	286	A	FIU	58 51				
313	A	Jackson St.	43 59												
249	A	Grambling	49 78												
246	A	Lipscomb	50 66												

Non-Div I Games:

Alabama A&M

Average RPI Win:	343	WON-LOST	WINNING	LAST 10	STRENGTH OF	OPP. STRENGTH	TEAM	ADJ.	CONF.	ADJ CONF.
Average RPI Loss:	154	RECORD	PCT. RANK	GAMES	SCHEDULE	OF SCHEDULE	RPI	RPI	RPI	RPI
DIV. I ONLY	3- 12	301	2- 7	192	325	307	307	32	32	
DIV. I NON-CONF.	1- 9	318	0- 6	47	202	263	263	32	32	

TOTALS	RPI 1-25	RPI 26-50	W-L RECORDS	RPI 51-100	RPI 101-150	RPI 150+				
3- 12	0- 2	0- 0	OVERALL	0- 2	0- 2	3- 6				
3- 3	0- 0	0- 0	HOME	0- 0	0- 1	3- 2				
0- 8	0- 2	0- 0	AWAY	0- 2	0- 0	0- 4				
0- 1	0- 0	0- 0	NEUTRAL	0- 0	0- 1	0- 0				
1- 9	0- 2	0- 0	NON-CONFERENCE	0- 2	0- 2	1- 3				
1- 2	0- 0	0- 0	HOME	0- 0	0- 1	1- 1				
0- 6	0- 2	0- 0	AWAY	0- 2	0- 0	0- 2				
0- 1	0- 0	0- 0	NEUTRAL	0- 0	0- 1	0- 0				
2- 3	0- 0	0- 0	CONFERENCE	0- 0	0- 0	2- 3				
2- 1	0- 0	0- 0	HOME	0- 0	0- 0	2- 1				
0- 2	0- 0	0- 0	AWAY	0- 0	0- 0	0- 2				
0- 0	0- 0	0- 0	NEUTRAL	0- 0	0- 0	0- 0				

RPI 1-25				RPI 26-50				RPI 51-100				RPI 101+				Team's RPI: 307
RPI	S	Opponent	Score	RPI	S	Opponent	Score	RPI	S	Opponent	Score	RPI	S	Opponent	Score	
8	A	Tennessee	51 104					77	A	Miami (FL)	31 79	103	H	South Ala.	47 59	
13	A	South Carolina	31 99					81	A	UAB	44 61	139	N	SFA	50 77	
												169	A	Samford	39 58	
												205	A	Southern Miss.	35 72	
												229	H	Troy	63 93	
												249	A	Grambling	71 93	
												265	H	Alabama A&M	69 78	
												313	A	Jackson St.	61 70	
												338	H	Ark.-Pine Bluff	63 54	
												344	H	Mississippi Val.	76 41	
												346	H	Savannah St.	81 61	
LAST 12 Division I GAMES:																
265	H	Alabama A&M	69 78	77	A	Miami (FL)	31 79	8	A	Tennessee	51 104	103	H	South Ala.	47 59	
338	H	Ark.-Pine Bluff	63 54	8	A	Tennessee	51 104	103	H	South Ala.	47 59	338	H	Ark.-Pine Bluff	63 54	
344	H	Mississippi Val.	76 41	103	H	South Ala.	47 59	205	A	Southern Miss.	35 72	139	N	SFA	50 77	
249	A	Grambling	71 93	205	A	Southern Miss.	35 72	169	A	Samford	39 58					
313	A	Jackson St.	61 70													
81	A	UAB	44 61													

Non-Div I Games:

Mobile

61 50

Alabama St.

Average RPI Win:	190	WON-LOST	WINNING	LAST 10	STRENGTH OF	OPP. STRENGTH	TEAM	ADJ.	CONF.	ADJ CONF.
Average RPI Loss:	56	RECORD	PCT. RANK	GAMES	SCHEDULE	OF SCHEDULE	RPI	RPI	RPI	RPI
DIV. I ONLY	15- 3	19	9- 1	117	174	46	46	20	20	
DIV. I NON-CONF.	11- 2	23	7- 0	190	139	52	52	24	24	

TOTALS	RPI 1-25	RPI 26-50	W-L RECORDS	RPI 51-100	RPI 101-150	RPI 150+				
15- 3	0- 0	0- 2	OVERALL	3- 1	2- 0	10- 0				
7- 1	0- 0	0- 1	HOME	3- 0	1- 0	3- 0				
6- 2	0- 0	0- 1	AWAY	0- 1	0- 0	6- 0				
2- 0	0- 0	0- 0	NEUTRAL	0- 0	1- 0	1- 0				
11- 2	0- 0	0- 2	NON-CONFERENCE	2- 0	1- 0	8- 0				
4- 1	0- 0	0- 1	HOME	2- 0	0- 0	2- 0				
5- 1	0- 0	0- 1	AWAY	0- 0	0- 0	5- 0				
2- 0	0- 0	0- 0	NEUTRAL	0- 0	1- 0	1- 0				
4- 1	0- 0	0- 0	CONFERENCE	1- 1	1- 0	2- 0				
3- 0	0- 0	0- 0	HOME	1- 0	1- 0	1- 0				
1- 1	0- 0	0- 0	AWAY	0- 1	0- 0	1- 0				
0- 0	0- 0	0- 0	NEUTRAL	0- 0	0- 0	0- 0				

RPI 1-25				Team's RPI: 46				RPI 51-100				RPI 101+			
RPI	S	Opponent	Score	RPI	S	Opponent	Score	RPI	S	Opponent	Score	RPI	S	Opponent	Score
34	H	St. John's (NY)	66 71	71	H	Fordham	59 52	113	N	Northern Ill.	97 91				
35	A	Maryland	58 91	98	H	Maine	68 54	138	H	Binghamton	63 46				
				99	H	Dartmouth	76 61	160	H	New Hampshire	66 53				
				100	A	Hartford	55 70	166	N	Southern Ill.	68 57				
								206	A	Siena	78 63				
								217	A	Holy Cross	65 56				
								230	H	St. Bonaventure	69 52				
								231	A	Manhattan	62 56				
								237	A	Stony Brook	72 68				
								258	A	Monmouth	68 44				
								303	A	Central Conn. St.	72 60				
								316	H	Wagner	89 44				
LAST 12 Division I GAMES:															
138	H	Binghamton	63 46	113	N	Northern Ill.	97 91								
98	H	Maine	68 54	166	N	Southern Ill.	68 57								
237	A	Stony Brook	72 68	230	H	St. Bonaventure	69 52								
160	H	New Hampshire	66 53	206	A	Siena	78 63								
100	A	Hartford	55 70	231	A	Manhattan	62 56								
99	H	Dartmouth	76 61	217	A	Holy Cross	65 56								

Non-Div I Games:

Albany (NY)

■ Loss,
 ■ Non-Conf, S Site,
 ■ Home
 ■ Away
 N Neutral

A l c o r n

A
l
c
o
r
n

■ Loss, ■ Non-Conf, S Site, H Home A Away N Neutral

Average RPI Win:	205	WON-LOST	WINNING	LAST 10	STRENGTH OF	OPP. STRENGTH	TEAM	ADJ.	CONF.	ADJ CONF.
Average RPI Loss:	79	RECORD	PCT. RANK	GAMES	SCHEDULE	OF SCHEDULE	RPI	RPI	RPI	RPI
DIV. I ONLY	14- 4	37	9- 1	179	168	67	67	15	15	
DIV. I NON-CONF.	7- 4	102	4- 1	208	154	101	101	18	18	
<hr/>										
TOTALS	RPI 1-25	RPI 26-50	W-L RECORDS	RPI 51-100	RPI 101-150	RPI 150+				
14- 4	0- 1	0- 0	OVERALL	2- 2	0- 1	12- 0				
8- 0	0- 0	0- 0	HOME	2- 0	0- 0	6- 0				
6- 3	0- 0	0- 0	AWAY	0- 2	0- 1	6- 0				
0- 1	0- 1	0- 0	NEUTRAL	0- 0	0- 0	0- 0				
7- 4	0- 1	0- 0	NON-CONFERENCE	1- 2	0- 1	6- 0				
4- 0	0- 0	0- 0	HOME	1- 0	0- 0	3- 0				
3- 3	0- 0	0- 0	AWAY	0- 2	0- 1	3- 0				
0- 1	0- 1	0- 0	NEUTRAL	0- 0	0- 0	0- 0				
7- 0	0- 0	0- 0	CONFERENCE	1- 0	0- 0	6- 0				
4- 0	0- 0	0- 0	HOME	1- 0	0- 0	3- 0				
3- 0	0- 0	0- 0	AWAY	0- 0	0- 0	3- 0				
0- 0	0- 0	0- 0	NEUTRAL	0- 0	0- 0	0- 0				

American

American

RPI 1-25				RPI 26-50				RPI 51-100				RPI 101+			
RPI	S	Opponent	Score	RPI	S	Opponent	Score	RPI	S	Opponent	Score	RPI	S	Opponent	Score
20	N	Villanova	60 65					83	H	Penn St.	75 66	110	A	George Mason	53 71
								85	H	Navy	46 41	164	H	Lehigh	82 64
								91	A	George Washington	44 61	170	H	Boston U.	66 50
								94	A	Delaware	56 72	177	A	Tulsa	72 67
												178	H	La Salle	66 48
												192	A	Army West Point	64 46
												201	H	Bucknell	68 58
												210	H	Denver	66 53
												235	A	Loyola Maryland	71 58
												261	A	Colgate	77 55
												262	H	Youngstown St.	78 72
												317	A	Vermont	64 62
												339	A	UMBC	61 48
<hr/>															
LAST 12 Division I GAMES:															
170	H	Boston U.	66 50	201	H	Bucknell	68 58	83	H	Penn St.	75 66				
164	H	Lehigh	82 64	91	A	George Washington	44 61	210	H	Denver	66 53				
235	A	Loyola Maryland	71 58	262	H	Youngstown St.	78 72	262	H	Youngstown St.	78 72				
192	A	Army West Point	64 46	339	A	UMBC	61 48								
85	H	Navy	46 41												
261	A	Colgate	77 55												

Non-Div I Games:

American

Average RPI Win:	304	WON-LOST	WINNING	LAST 10	STRENGTH OF	OPP. STRENGTH	TEAM	ADJ.	CONF.	ADJ CONF.
Average RPI Loss:	151	RECORD	PCT. RANK	GAMES	SCHEDULE	OF SCHEDULE	RPI	RPI	RPI	RPI
DIV. I ONLY	5- 12	275	4- 6	275	225	280	280	23	23	
DIV. I NON-CONF.	2- 9	295	2- 4	176	216	265	265	23	23	

TOTALS	RPI 1-25	RPI 26-50	W-L RECORDS	RPI 51-100	RPI 101-150	RPI 150+				
5- 12	0- 0	0- 0	OVERALL	0- 3	0- 4	5- 5				
2- 6	0- 0	0- 0	HOME	0- 2	0- 2	2- 2				
3- 6	0- 0	0- 0	AWAY	0- 0	0- 1	3- 2				
0- 0	0- 0	0- 0	NEUTRAL	0- 0	0- 0	0- 0				
2- 9	0- 0	0- 0	NON-CONFERENCE	0- 3	0- 2	2- 4				
0- 4	0- 0	0- 0	HOME	0- 2	0- 1	0- 1				
2- 5	0- 0	0- 0	AWAY	0- 1	0- 1	2- 3				
0- 0	0- 0	0- 0	NEUTRAL	0- 0	0- 0	0- 0				
3- 3	0- 0	0- 0	CONFERENCE	0- 0	0- 2	3- 1				
2- 2	0- 0	0- 0	HOME	0- 0	0- 1	2- 1				
1- 1	0- 0	0- 0	AWAY	0- 0	0- 1	1- 0				
0- 0	0- 0	0- 0	NEUTRAL	0- 0	0- 0	0- 0				

RPI 1-25				RPI 26-50				RPI 51-100				RPI 101+				Team's RPI: 280
RPI	S	Opponent	Score	RPI	S	Opponent	Score	RPI	S	Opponent	Score	RPI	S	Opponent	Score	
								63	H	Georgia Tech	41 75	102	A	Wake Forest	49 78	
								80	A	North Carolina	43 56	133	H	Texas St.	54 69	
								81	H	UAB	59 70	135	A	Louisiana	45 61	
												146	H	ETSU	57 70	
												155	H	Davidson	57 59	
												181	H	UT Arlington	60 64	
												214	A	Radford	40 61	
												227	A	Col. of Charleston	76 70	
												255	A	UNC Asheville	60 69	
												264	A	N.C. A&T	56 81	
												312	H	Georgia St.	77 62	
												321	A	Marshall	56 54	
												328	H	Ga. Southern	87 56	
												330	A	La.-Monroe	71 67	

LAST 12 Division I GAMES:																
				328	H	Ga. Southern	87 56	255	A	UNC Asheville	60 69					
				312	H	Georgia St.	77 62	321	A	Marshall	56 54					
				330	A	La.-Monroe	71 67	102	A	Wake Forest	49 78					
				135	A	Louisiana	45 61	80	A	North Carolina	43 56					
				181	H	UT Arlington	60 64	81	H	UAB	59 70					
				133	H	Texas St.	54 69	227	A	Col. of Charleston	76 70					

Non-Div I Games:

Appalachian St.

■ Loss,
 ■ Non-Conf, S Site,
 ■ Home
 ■ Away
 N Neutral

Average RPI Win:	296	WON-LOST	WINNING	LAST 10	STRENGTH OF	OPP. STRENGTH	TEAM	ADJ.	CONF.	ADJ CONF.
Average RPI Loss:	147	RECORD	PCT. RANK	GAMES	SCHEDULE	OF SCHEDULE	RPI	RPI	RPI	RPI
DIV. I ONLY	4- 13	295	2- 8	232	144	288	288	4	4	
DIV. I NON-CONF.	4- 7	226	2- 4	343	298	341	341	3	3	

TOTALS	RPI 1-25	RPI 26-50	W-L RECORDS	RPI 51-100	RPI 101-150	RPI 150+				
4- 13	0- 2	0- 1	OVERALL	0- 3	0- 2	4- 5				
3- 5	0- 1	0- 1	HOME	0- 0	0- 0	3- 3				
1- 7	0- 1	0- 0	AWAY	0- 2	0- 2	1- 2				
0- 1	0- 0	0- 0	NEUTRAL	0- 1	0- 0	0- 0				
4- 7	0- 0	0- 0	NON-CONFERENCE	0- 1	0- 1	4- 5				
3- 3	0- 0	0- 0	HOME	0- 0	0- 0	3- 3				
1- 3	0- 0	0- 0	AWAY	0- 0	0- 1	1- 2				
0- 1	0- 0	0- 0	NEUTRAL	0- 1	0- 0	0- 0				
0- 6	0- 2	0- 1	CONFERENCE	0- 2	0- 1	0- 0				
0- 2	0- 1	0- 1	HOME	0- 0	0- 0	0- 0				
0- 4	0- 1	0- 0	AWAY	0- 2	0- 1	0- 0				
0- 0	0- 0	0- 0	NEUTRAL	0- 0	0- 0	0- 0				

RPI	S	Opponent	Score	RPI	S	Opponent	Score	RPI	S	Opponent	Score	RPI	S	Opponent	Score	Team's RPI: 288
5	A	Oregon	44 62	33	H	Stanford	46 61	73	A	Oregon St.	48 88	111	A	Colorado	60 79	
24	H	Cal i forn i a	51 53					75	N	TCU	59 68	147	A	Loyol a Marymount	70 84	
								76	A	Utah	55 89	219	H	Hawai i	60 65	
												236	A	CSUN	63 66	
												254	H	New Mexico St.	83 44	
												256	H	San Diego St.	67 78	
												296	H	Southern Utah	76 74	
												300	A	Utah St.	65 49	
												324	A	Northern Ari z.	66 84	
												331	H	Long Beach St.	72 80	
												335	H	Iona	71 58	

LAST 12 Di vi si on I GAMES:																
73	A	Oregon St.	48 88	296	H	Southern Utah	76 74	219	H	Hawai i	60 65	254	H	New Mexico St.	83 44	
5	A	Oregon	44 62	324	A	Northern Ari z.	66 84	256	H	San Diego St.	67 78	331	H	Long Beach St.	72 80	
24	H	Cal i forn i a	51 53													
33	H	Stanford	46 61													
111	A	Col orado	60 79													
76	A	Utah	55 89													

Non-Di v I Games:

Ari zona

Average RPI Win:	151	WON-LOST	WINNING	LAST 10	STRENGTH OF	OPP. STRENGTH	TEAM	ADJ.	CONF.	ADJ CONF.
Average RPI Loss:	20	RECORD	PCT. RANK	GAMES	SCHEDULE	OF SCHEDULE	RPI	RPI	RPI	RPI
DIV. I ONLY	13- 5	62	7- 3	27	15	23	23	4	4	
DIV. I NON-CONF.	9- 3	61	5- 1	123	14	54	54	3	3	

TOTALS	RPI 1-25	RPI 26-50	W-L RECORDS	RPI 51-100	RPI 101-150	RPI 150+				
13- 5	1- 4	2- 0	OVERALL	2- 1	1- 0	7- 0				
9- 0	1- 0	2- 0	HOME	1- 0	0- 0	5- 0				
3- 3	0- 2	0- 0	AWAY	1- 1	1- 0	1- 0				
1- 2	0- 2	0- 0	NEUTRAL	0- 0	0- 0	1- 0				
9- 3	0- 3	1- 0	NON-CONFERENCE	1- 0	0- 0	7- 0				
7- 0	0- 0	1- 0	HOME	1- 0	0- 0	5- 0				
1- 1	0- 1	0- 0	AWAY	0- 0	0- 0	1- 0				
1- 2	0- 2	0- 0	NEUTRAL	0- 0	0- 0	1- 0				
4- 2	1- 1	1- 0	CONFERENCE	1- 1	1- 0	0- 0				
2- 0	1- 0	1- 0	HOME	0- 0	0- 0	0- 0				
2- 2	0- 1	0- 0	AWAY	1- 1	1- 0	0- 0				
0- 0	0- 0	0- 0	NEUTRAL	0- 0	0- 0	0- 0				

RPI	S	Opponent	Score	RPI	S	Opponent	Score	RPI	S	Opponent	Score	RPI	S	Opponent	Score
3	N	Mississippi St.	57 65	27	H	Buffalo	76 57	66	H	Arkansas	89 43	111	A	Colorado	72 47
5	A	Oregon	64 74	33	H	Stanford	73 66	73	A	Oregon St.	54 57	173	N	Col umbi a	72 48
6	A	Florida St.	66 77					76	A	Utah	83 81	190	A	Fresno St.	81 49
12	N	Green Bay	48 61									202	H	Idaho	77 33
24	H	Cal i forni a	80 71									224	H	UC Ri versi de	73 48
LAST 12 Division I GAMES:															
5	A	Oregon	64 74	66	H	Arkansas	89 43	202	H	Idaho	77 33	6	A	Florida St.	66 77
73	A	Oregon St.	54 57					224	H	UC Ri versi de	73 48	27	H	Buffal o	76 57
33	H	Stanford	73 66					173	N	Col umbi a	72 48				
24	H	Cal i forni a	80 71												
76	A	Utah	83 81												
111	A	Col orado	72 47												

Non-Div I Games:

Ari zona St.

Average RPI Win: 344		WON-LOST RECORD	WINNING PCT. RANK	LAST 10 GAMES	STRENGTH OF SCHEDULE	OPP. STRENGTH OF SCHEDULE	TEAM RPI	ADJ. RPI	CONF. RPI	ADJ. CONF. RPI
Average RPI Loss: 193										
DIV. I ONLY		1- 12	337	1- 9	291	285	338	338	32	32
DIV. I NON-CONF.		0- 8	337	0- 7	89	206	308	308	32	32
TOTALS		RPI 1-25	RPI 26-50	W-L RECORDS		RPI 51-100	RPI 101-150	RPI 150+		
1- 12	0- 0		0- 1	OVERALL		0- 2	0- 1	1- 8		
0- 2	0- 0		0- 0	HOME		0- 0	0- 0	0- 2		
1- 8	0- 0		0- 0	AWAY		0- 0	0- 0	1- 0		
0- 2	0- 0		0- 0	NEUTRAL		0- 0	0- 1	0- 1		
0- 8	0- 0		0- 1	NON-CONFERENCE		0- 2	0- 1	0- 4		
0- 0	0- 0		0- 0	HOME		0- 0	0- 0	0- 0		
0- 6	0- 0		0- 1	AWAY		0- 2	0- 0	0- 3		
0- 2	0- 0		0- 0	NEUTRAL		0- 0	0- 1	0- 1		
1- 4	0- 0		0- 0	CONFERENCE		0- 0	0- 0	1- 4		
0- 2	0- 0		0- 0	HOME		0- 0	0- 0	0- 2		
1- 2	0- 0		0- 0	AWAY		0- 0	0- 0	1- 2		
0- 0	0- 0		0- 0	NEUTRAL		0- 0	0- 0	0- 0		

RPI 1-25				RPI 26-50				RPI 51-100				RPI 101+				Team's RPI: 338	
RPI	S	Opponent	Score	RPI	S	Opponent	Score	RPI	S	Opponent	Score	RPI	S	Opponent	Score		
				31	A	Iowa	45 85	65	A	Dayton	43 81	150	N	Oakland	37 69		
								72	A	Nebraska	52 73	177	A	Tulsa	37 87		
												207	H	Southern U.	52 71		
												232	A	Texas Tech	47 74		
												242	A	Austin Peay	61 97		
												265	A	Alabama A&M	49 52		
												279	N	Towson	44 70		
												289	H	Alcorn	77 80		
												307	A	Alabama St.	54 63		
												344	A	Mississippi Val.	64 59		
LAST 12 Division I GAMES:																	
				289	H	Alcorn	77 80	279	N	Towson	44 70						
				207	H	Southern U.	52 71	31	A	Iowa	45 85						
				307	A	Alabama St.	54 63	177	A	Tulsa	37 87						
				265	A	Alabama A&M	49 52	72	A	Nebraska	52 73						
				344	A	Mississippi Val.	64 59	242	A	Austin Peay	61 97						
				150	N	Oakland	37 69	65	A	Dayton	43 81						

Non-Div I Games: Tougaloo 71 51 Philander Smith 81 73

Ark. -Pi ne Bl uff

■ Loss, ■ Non-Conf, S Site, H Home A Away N Neutral

Average RPI	Win:	200	WON-LOST	WINNING	LAST 10	STRENGTH OF	OPP. STRENGTH	TEAM	ADJ.	CONF.	ADJ CONF.
Average RPI	Loss:	63	RECORD	PCT. RANK	GAMES	SCHEDULE	OF SCHEDULE	RPI	RPI	RPI	RPI
DIV. I ONLY		11- 7	112	6- 4	37	117	66	66	2	2	
DIV. I NON-CONF.		9- 4	82	5- 2	151	208	73	73	2	2	

TOTALS	RPI 1-25		RPI 26-50		W-L RECORDS	RPI 51-100		RPI 101-150		RPI 150+	
11- 7	0- 3		0- 0		OVERALL	1- 2		1- 2		9- 0	
8- 1	0- 0		0- 0		HOME	1- 1		0- 0		7- 0	
2- 6	0- 3		0- 0		AWAY	0- 1		1- 2		1- 0	
1- 0	0- 0		0- 0		NEUTRAL	0- 0		0- 0		1- 0	
9- 4	0- 1		0- 0		NON-CONFERENCE	0- 1		0- 2		9- 0	
7- 0	0- 0		0- 0		HOME	0- 0		0- 0		7- 0	
1- 4	0- 1		0- 0		AWAY	0- 1		0- 2		1- 0	
1- 0	0- 0		0- 0		NEUTRAL	0- 0		0- 0		1- 0	
2- 3	0- 2		0- 0		CONFERENCE	1- 1		1- 0		0- 0	
1- 1	0- 0		0- 0		HOME	1- 1		0- 0		0- 0	
1- 2	0- 2		0- 0		AWAY	0- 0		1- 0		0- 0	
0- 0	0- 0		0- 0		NEUTRAL	0- 0		0- 0		0- 0	

RPI	S	Opponent	Score	RPI	S	Opponent	Score	RPI	S	Opponent	Score	RPI	S	Opponent	Score
3	A	Mississippi St.	69 111					62	H	Alabama	76 83	108	A	Auburn	68 58
21	A	Georgia	65 78					72	A	Nebraska	69 80	119	A	Kansas	60 71
23	A	Arizona St.	43 89					92	H	Ole Miss	73 72	140	A	UTEP	61 64
												169	H	Samford	84 63
												177	H	Tulsa	67 41
												181	H	UT Arlington	91 57
												195	H	Charlotte	73 72
												199	A	Oral Roberts	77 66
												239	H	Abilene Christian	79 65
												249	H	Grambling	79 62
												254	N	New Mexico St.	69 60
												342	H	Sam Houston St.	65 54

Team's RPI: 66															
LAST 12 Division I GAMES:															
108	A	Auburn	68 58	23	A	Arizona St.	43 89	181	H	UT Arlington	91 57	177	H	Tulsa	67 41
21	A	Georgia	65 78					195	H	Charlotte	73 72	119	A	Kansas	60 71
62	H	Alabama	76 83					239	H	Abilene Christian	79 65				
3	A	Mississippi St.	69 111												
92	H	Ole Miss	73 72												
249	H	Grambling	79 62												

Non-Div I Games:

Arkansas

Average RPI Win:	261	WON-LOST	WINNING	LAST 10	STRENGTH OF	OPP. STRENGTH	TEAM	ADJ.	CONF.	ADJ CONF.
Average RPI Loss:	110	RECORD	PCT. RANK	GAMES	SCHEDULE	OF SCHEDULE	RPI	RPI	RPI	RPI
DIV. I ONLY	9- 8	155	6- 4	253	167	203	203	23	23	
DIV. I NON-CONF.	5- 6	187	3- 3	162	115	170	170	23	23	

TOTALS	RPI 1-25	RPI 26-50	W-L RECORDS	RPI 51-100	RPI 101-150	RPI 150+				
9- 8	0- 1	0- 0	OVERALL	0- 3	1- 2	8- 2				
6- 3	0- 0	0- 0	HOME	0- 1	1- 2	5- 0				
3- 5	0- 1	0- 0	AWAY	0- 2	0- 0	3- 2				
0- 0	0- 0	0- 0	NEUTRAL	0- 0	0- 0	0- 0				
5- 6	0- 1	0- 0	NON-CONFERENCE	0- 3	1- 0	4- 2				
4- 1	0- 0	0- 0	HOME	0- 1	1- 0	3- 0				
1- 5	0- 1	0- 0	AWAY	0- 2	0- 0	1- 2				
0- 0	0- 0	0- 0	NEUTRAL	0- 0	0- 0	0- 0				
4- 2	0- 0	0- 0	CONFERENCE	0- 0	0- 2	4- 0				
2- 2	0- 0	0- 0	HOME	0- 0	0- 2	2- 0				
2- 0	0- 0	0- 0	AWAY	0- 0	0- 0	2- 0				
0- 0	0- 0	0- 0	NEUTRAL	0- 0	0- 0	0- 0				

RPI 1-25				RPI 26-50				RPI 51-100				RPI 101+				Team's RPI: 203
RPI	S	Opponent	Score	RPI	S	Opponent	Score	RPI	S	Opponent	Score	RPI	S	Opponent	Score	
22	A	South Fla.	55 98					74	H	Bel mont	52 83	133	H	Texas St.	55 67	
								78	A	Indi ana	51 93	135	H	Loui si ana	75 77	
								92	A	Ole Mi ss	48 74	140	H	UTEP	76 73	
												171	A	Pittsburgh	47 87	
												177	A	Tul sa	58 68	
												181	H	UT Arling ton	85 80	
												212	A	Flori da	70 69	
												249	H	Grambl ing	76 56	
												252	H	UT Martin	84 73	
												312	A	Georgi a St.	75 58	
												328	A	Ga. Southern	71 62	
												330	H	La. -Monroe	76 62	
												341	H	Tennessee St.	68 62	

LAST 12 Division I GAMES:																
181	H	UT Arling ton	85 80	177	A	Tul sa	58 68	249	H	Grambl ing	76 56					
133	H	Texas St.	55 67	74	H	Bel mont	52 83	140	H	UTEP	76 73					
312	A	Georgi a St.	75 58	92	A	Ole Mi ss	48 74									
328	A	Ga. Southern	71 62	341	H	Tennessee St.	68 62									
135	H	Loui si ana	75 77													
330	H	La. -Monroe	76 62													

Non-Div I Games:

Arkansas St.

Average RPI Win: 218

Average RPI Loss: 158

WON-LOST
RECORDWINNING
PCT. RANKLAST 10
GAMESSTRENGTH OF
SCHEDULEOPP. STRENGTH
OF SCHEDULETEAM
RPIADJ.
RPICONF.
RPIADJ CONF.
RPIDIV. I ONLY
DIV. I NON-CONF.8- 9
6- 4188
1222- 7
2- 2171
223260
279192
147192
14715
1815
18

TOTALS

RPI 1-25

RPI 26-50

W-L RECORDS

RPI 51-100

RPI 101-150

RPI 150+

8- 9 0- 1
4- 4 0- 0
4- 5 0- 1
0- 0 0- 00- 0
0- 0
0- 0
0- 0OVERALL
HOME
AWAY
NEUTRAL1- 3
1- 2
0- 1
0- 02- 0
1- 0
1- 0
0- 05- 5
2- 2
3- 3
0- 06- 4 0- 1
4- 1 0- 0
2- 3 0- 1
0- 0 0- 00- 0
0- 0
0- 0
0- 0NON-CONFERENCE
HOME
AWAY
NEUTRAL1- 1
1- 1
0- 0
0- 02- 0
1- 0
1- 0
0- 03- 2
2- 0
1- 2
0- 02- 5 0- 0
0- 3 0- 0
2- 2 0- 0
0- 0 0- 00- 0
0- 0
0- 0
0- 0CONFERENCE
HOME
AWAY
NEUTRAL0- 2
0- 1
0- 1
0- 00- 0
0- 0
0- 0
0- 02- 3
0- 2
2- 1
0- 0

RPI 1-25

RPI 26-50

RPI 51-100

RPI 101+

Team's RPI: 192

RPI S Opponent Score
16 A Marquette 53 83

RPI S Opponent Score

RPI S Opponent Score
67 H American 46 64
85 A Navy 44 70
94 H Delaware 59 70
99 H Dartmouth 71 56RPI S Opponent Score
129 A Yale 82 65
138 H Binghamton 73 61
170 H Boston U. 59 60
201 A Bucknell I 36 60
217 H Holy Cross 62 70
235 A Loyola Maryland 69 62
238 A Lafayette 65 60
248 H LIU Brooklyn 71 37
278 A St. Francis Brooklyn 52 73
292 A Fairleigh Dickinson 56 58
309 A Air Force 65 59
345 H NJIT 79 49

LAST 12 Division I GAMES:

217 H Holy Cross	62 70	170 H Boston U.	59 60
85 A Navy	44 70	16 A Marquette	53 83
238 A Lafayette	65 60	94 H Delaware	59 70
67 H American	46 64	309 A Air Force	65 59
201 A Bucknell I	36 60	99 H Dartmouth	71 56
235 A Loyola Maryland	69 62	129 A Yale	82 65

Army West Point

Army West Point

Non-Div I Games: St. Joseph's (Brkn) 107 46

Army West Point

Loss, Non-Conf, S Site, H Home A Away N Neutral

Average RPI Win: **206**
 Average RPI Loss: **58**

WON-LOST
RECORD

WINNING
PCT. RANK

LAST 10
GAMES

STRENGTH OF
SCHEDULE

OPP. STRENGTH
OF SCHEDULE

TEAM
RPI

ADJ.
RPI

CONF.
RPI

ADJ CONF.
RPI

DIV. I ONLY	9- 7	134	5- 4	86	63	108	108	2	2
DIV. I NON-CONF.	8- 3	65	5- 1	237	153	105	105	2	2
<hr/>									
TOTALS	RPI 1-25	RPI 26-50	W-L RECORDS	RPI 51-100	RPI 101-150	RPI 150+			
9- 7	0- 3	0- 0	OVERALL	1- 3	1- 0	7- 1			
6- 2	0- 1	0- 0	HOME	0- 1	0- 0	6- 0			
2- 3	0- 2	0- 0	AWAY	1- 1	1- 0	0- 0			
1- 2	0- 0	0- 0	NEUTRAL	0- 1	0- 0	1- 1			
8- 3	0- 0	0- 0	NON-CONFERENCE	1- 2	1- 0	6- 1			
5- 0	0- 0	0- 0	HOME	0- 0	0- 0	5- 0			
2- 1	0- 0	0- 0	AWAY	1- 1	1- 0	0- 0			
1- 2	0- 0	0- 0	NEUTRAL	0- 1	0- 0	1- 1			
1- 4	0- 3	0- 0	CONFERENCE	0- 1	0- 0	1- 0			
1- 2	0- 1	0- 0	HOME	0- 1	0- 0	1- 0			
0- 2	0- 2	0- 0	AWAY	0- 0	0- 0	0- 0			
0- 0	0- 0	0- 0	NEUTRAL	0- 0	0- 0	0- 0			

RPI 1-25				RPI 26-50				RPI 51-100				RPI 101+ Team's RPI: 108			
RPI	S	Opponent	Score	RPI	S	Opponent	Score	RPI	S	Opponent	Score	RPI	S	Opponent	Score
8	A	Tennessee	59 70					54	A	Virginia Tech	63 72	135	A	Louisiana	70 60
13	A	South Carolina	63 71					66	H	Arkansas	58 68	158	N	Georgetown	60 40
15	H	Texas A&M	73 82					78	A	Indiana	65 53	161	N	Northwestern	48 49
								90	N	Chattanooga	41 50	168	H	Louisiana Tech	75 59
												207	H	Southern U.	65 47
												212	H	Florida	84 55
												264	H	N.C. A&T	63 53
												298	H	Southeastern La.	80 46
												330	H	La.-Monroe	67 41
<hr/>															
LAST 12 Division I GAMES:															
66	H	Arkansas	58 68	207	H	Southern U.	65 47								
13	A	South Carolina	63 71	135	A	Louisiana	70 60								
15	H	Texas A&M	73 82	78	A	Indiana	65 53								
8	A	Tennessee	59 70	330	H	La.-Monroe	67 41								
212	H	Florida	84 55	90	N	Chattanooga	41 50								
298	H	Southeastern La.	80 46	161	N	Northwestern	48 49								

Non-Div I Games: Xavier (LA) 70 44

Auburn

Loss, **Non-Conf**, S Site, **H** Home **A** Away N Neutral

Average RPI Win:	283	WON-LOST	WINNING	LAST 10	STRENGTH OF	OPP. STRENGTH	TEAM	ADJ.	CONF.	ADJ CONF.
Average RPI Loss:	144	RECORD	PCT. RANK	GAMES	SCHEDULE	OF SCHEDULE	RPI	RPI	RPI	RPI
DIV. I ONLY	8- 7	152	4- 6	331	221	242	242	26	26	
DIV. I NON-CONF.	5- 4	146	3- 3	308	277	199	199	27	27	

TOTALS	RPI 1-25	RPI 26-50	W-L RECORDS	RPI 51-100	RPI 101-150	RPI 150+				
8- 7	0- 0	0- 1	OVERALL	0- 1	0- 2	8- 3				
5- 2	0- 0	0- 0	HOME	0- 0	0- 1	5- 1				
3- 5	0- 0	0- 0	AWAY	0- 0	0- 1	3- 0				
0- 0	0- 0	0- 0	NEUTRAL	0- 0	0- 0	0- 0				
5- 4	0- 0	0- 1	NON-CONFERENCE	0- 1	0- 1	5- 1				
2- 1	0- 0	0- 0	HOME	0- 0	0- 1	2- 0				
3- 3	0- 0	0- 1	AWAY	0- 1	0- 0	3- 1				
0- 0	0- 0	0- 0	NEUTRAL	0- 0	0- 0	0- 0				
3- 3	0- 0	0- 0	CONFERENCE	0- 0	0- 1	3- 2				
3- 1	0- 0	0- 0	HOME	0- 0	0- 0	3- 1				
0- 2	0- 0	0- 0	AWAY	0- 0	0- 1	0- 1				
0- 0	0- 0	0- 0	NEUTRAL	0- 0	0- 0	0- 0				

RPI 1-25				RPI 26-50				RPI 51-100				RPI 101+ Team's RPI: 242			
RPI	S	Opponent	Score	RPI	S	Opponent	Score	RPI	S	Opponent	Score	RPI	S	Opponent	Score
				39	A	Ball St.	57 89	79	A	Butler	54 75	114	H	Western Ill.	68 81
												148	A	Jacksonville St.	47 65
												154	A	Illinois	47 59
												156	H	SIUE	38 61
												209	H	Southeast Mo. St.	66 65
												246	A	Lipscomb	71 63
												252	H	UT Martin	69 62
												265	A	Alabama A&M	55 52
												267	A	Northern Ky.	53 52
												318	A	Tennessee Tech	59 63
												337	H	Eastern Ill.	69 59
												338	H	Ark.-Pine Bluff	97 61
												347	H	Evansville	82 73
LAST 12 Division I GAMES:															
148	A	Jacksonville St.	47 65	39	A	Ball St.	57 89	154	A	Illinois	47 59	114	H	Western Ill.	68 81
318	A	Tennessee Tech	59 63	267	A	Northern Ky.	53 52	347	H	Evansville	82 73	338	H	Ark.-Pine Bluff	97 61
209	H	Southeast Mo. St.	66 65	337	H	Eastern Ill.	69 59								
252	H	UT Martin	69 62	156	H	SIUE	38 61								

Non-Div I Games: Christian Bros. 73 50 Trevecca Nazarene 80 72

Austin Peay

Loss,
Non-Conf,
S Site,
H Home
A Away
N Neutral

Average RPI Win:	220	WON-LOST	WINNING	LAST 10	STRENGTH OF	OPP. STRENGTH	TEAM	ADJ.	CONF.	ADJ CONF.
Average RPI Loss:	108	RECORD	PCT. RANK	GAMES	SCHEDULE	OF SCHEDULE	RPI	RPI	RPI	RPI
DIV. I ONLY	10- 7	119	7- 3	200	115	132	132	12	12	
DIV. I NON-CONF.	5- 6	187	2- 4	136	129	181	181	12	12	

TOTALS	RPI 1-25	RPI 26-50	W-L RECORDS	RPI 51-100	RPI 101-150	RPI 150+				
10- 7	0- 2	0- 1	OVERALL	1- 1	1- 1	8- 2				
7- 2	0- 1	0- 0	HOME	1- 0	1- 0	5- 1				
3- 5	0- 1	0- 1	AWAY	0- 1	0- 1	3- 1				
0- 0	0- 0	0- 0	NEUTRAL	0- 0	0- 0	0- 0				
5- 6	0- 2	0- 1	NON-CONFERENCE	1- 0	0- 1	4- 2				
4- 2	0- 1	0- 0	HOME	1- 0	0- 0	3- 1				
1- 4	0- 1	0- 1	AWAY	0- 0	0- 1	1- 1				
0- 0	0- 0	0- 0	NEUTRAL	0- 0	0- 0	0- 0				
5- 1	0- 0	0- 0	CONFERENCE	0- 1	1- 0	4- 0				
3- 0	0- 0	0- 0	HOME	0- 0	1- 0	2- 0				
2- 1	0- 0	0- 0	AWAY	0- 1	0- 0	2- 0				
0- 0	0- 0	0- 0	NEUTRAL	0- 0	0- 0	0- 0				

B
Y
UB
Y
U

RPI 1-25				RPI 26-50				RPI 51-100				RPI 101+ Team's RPI: 132			
RPI	S	Opponent	Score	RPI	S	Opponent	Score	RPI	S	Opponent	Score	RPI	S	Opponent	Score
21	H	Georgia	63 79	38	A	Northern Colo.	74 79	60	A	Saint Mary's (CA)	49 57	136	A	Washington	72 80
24	A	California	45 70					76	H	Utah	77 68	144	H	Pacific	77 65

Average RPI Win:	157	WON-LOST	WINNING	LAST 10	STRENGTH OF	OPP. STRENGTH	TEAM	ADJ.	CONF.	ADJ CONF.
Average RPI Loss:	40	RECORD	PCT. RANK	GAMES	SCHEDULE	OF SCHEDULE	RPI	RPI	RPI	RPI
DIV. I ONLY	13- 3	26	6- 3	76	81	39	39	7	7	
DIV. I NON-CONF.	10- 0	1	5- 0	180	82	20	20	8	8	

TOTALS	RPI 1-25	RPI 26-50	W-L RECORDS	RPI 51-100	RPI 101-150	RPI 150+				
13- 3	0- 0	2- 2	OVERALL	1- 1	5- 0	5- 0				
7- 2	0- 0	1- 2	HOME	1- 0	2- 0	3- 0				
6- 1	0- 0	1- 0	AWAY	0- 1	3- 0	2- 0				
0- 0	0- 0	0- 0	NEUTRAL	0- 0	0- 0	0- 0				
10- 0	0- 0	2- 0	NON-CONFERENCE	1- 0	3- 0	4- 0				
6- 0	0- 0	1- 0	HOME	1- 0	1- 0	3- 0				
4- 0	0- 0	1- 0	AWAY	0- 0	2- 0	1- 0				
0- 0	0- 0	0- 0	NEUTRAL	0- 0	0- 0	0- 0				
3- 3	0- 0	0- 2	CONFERENCE	0- 1	2- 0	1- 0				
1- 2	0- 0	0- 2	HOME	0- 0	1- 0	0- 0				
2- 1	0- 0	0- 0	AWAY	0- 1	1- 0	1- 0				
0- 0	0- 0	0- 0	NEUTRAL	0- 0	0- 0	0- 0				

RPI 1-25				RPI 26-50				Team's RPI: 39				RPI 51-100				RPI 101+																																															
RPI	S	Opponent	Score	RPI	S	Opponent	Score	RPI	S	Opponent	Score	RPI	S	Opponent	Score	RPI	S	Opponent	Score																																												
27	H	Buffal o	80 84	40	H	Central Mi ch.	65 69	44	A	Purdue	66 60	49	H	Western Ky.	93 81	53	A	Toledo	66 72	79	H	Butler	87 75	105	A	Cleveland St.	76 64	117	H	Missouri St.	70 58	121	H	Miami (OH)	86 61	124	A	Vanderbilt	88 79	125	A	Bowl ing Green	84 73	209	H	Southeast Mo. St.	69 56	234	A	Akron	74 61	242	H	Austin Peay	89 57	246	H	Lipscomb	84 46	341	A	Tennessee St.	85 65
LAST 12 Division I GAMES:																																																															
53	A	Toledo	66 72	27	H	Buffal o	80 84	234	A	Akron	74 61	125	A	Bowl ing Green	84 73	121	H	Miami (OH)	86 61	40	H	Central Mi ch.	65 69	49	H	Western Ky.	93 81	242	H	Austin Peay	89 57	209	H	Southeast Mo. St.	69 56	44	A	Purdue	66 60	79	H	Butler	87 75	341	A	Tennessee St.	85 65																

Non-Div I Games: Oakland City 126 55

Ball St.

Average RPI	Win: 147	WON-LOST	WINNING	LAST 10	STRENGTH OF	OPP. STRENGTH	TEAM	ADJ.	CONF.	ADJ CONF.
Average RPI	Loss: 11	RECORD	PCT. RANK	GAMES	SCHEDULE	OF SCHEDULE	RPI	RPI	RPI	RPI
DIV. I ONLY	16- 1	4	10- 0	133	33	18	18	5	5	
DIV. I NON-CONF.	10- 1	16	6- 0	164	53	26	26	6	6	

TOTALS	RPI 1-25	RPI 26-50	W-L RECORDS	RPI 51-100	RPI 101-150	RPI 150+				
16- 1	0- 1	2- 0	OVERALL	2- 0	5- 0	7- 0				
9- 0	0- 0	1- 0	HOME	0- 0	3- 0	5- 0				
5- 1	0- 1	1- 0	AWAY	1- 0	1- 0	2- 0				
2- 0	0- 0	0- 0	NEUTRAL	1- 0	1- 0	0- 0				
10- 1	0- 1	1- 0	NON-CONFERENCE	1- 0	4- 0	4- 0				
7- 0	0- 0	1- 0	HOME	0- 0	3- 0	3- 0				
1- 1	0- 1	0- 0	AWAY	0- 0	0- 0	1- 0				
2- 0	0- 0	0- 0	NEUTRAL	1- 0	1- 0	0- 0				
6- 0	0- 0	1- 0	CONFERENCE	1- 0	1- 0	3- 0				
2- 0	0- 0	0- 0	HOME	0- 0	0- 0	2- 0				
4- 0	0- 0	1- 0	AWAY	1- 0	1- 0	1- 0				
0- 0	0- 0	0- 0	NEUTRAL	0- 0	0- 0	0- 0				

RPI	S	Opponent	Score	RPI	S	Opponent	Score	RPI	S	Opponent	Score	RPI	S	Opponent	Score
11	A	UCLA	68 82	28	A	Oklahoma	74 52	63	N	Georgia Tech	80 57	107	H	Kentucky	90 63
				33	H	Stanford	81 57	68	A	Kansas St.	88 58	112	H	Central Ark.	86 55
												117	N	Missouri St.	100 58
												119	A	Kansas	83 48
												122	H	Lamar University	121 62
												153	A	Iowa St.	79 50
												153	H	Iowa St.	89 49
												185	H	North Dakota	105 43
												232	H	Texas Tech	97 49
												257	A	Nicholls St.	85 43
												291	H	McNeese	95 34
												315	H	Coppin St.	100 54

LAST 12 Division I GAMES:															
153	A	Iowa St.	79 50	257	A	Nicholls St.	85 43	291	H	McNeese	95 34	185	H	North Dakota	105 43
28	A	Oklahoma	74 52	33	H	Stanford	81 57	107	H	Kentucky	90 63	63	N	Georgia Tech	80 57
119	A	Kansas	83 48												
153	H	Iowa St.	89 49												
232	H	Texas Tech	97 49												
68	A	Kansas St.	88 58												

Non-Div I Games:

Bayl or

Average RPI Win:	206	WON-LOST	WINNING	LAST 10	STRENGTH OF	OPP. STRENGTH	TEAM	ADJ.	CONF.	ADJ CONF.
Average RPI Loss:	49	RECORD	PCT. RANK	GAMES	SCHEDULE	OF SCHEDULE	RPI	RPI	RPI	RPI
DIV. I ONLY	16- 3	16	9- 1	246	89	74	74	26	26	
DIV. I NON-CONF.	9- 3	61	4- 1	152	28	53	53	27	27	

TOTALS	RPI 1-25	RPI 26-50	W-L RECORDS	RPI 51-100	RPI 101-150	RPI 150+				
16- 3	0- 0	1- 2	OVERALL	1- 1	2- 0	12- 0				
6- 1	0- 0	0- 0	HOME	0- 1	1- 0	5- 0				
8- 1	0- 0	0- 0	AWAY	0- 0	1- 0	7- 0				
2- 1	0- 0	1- 1	NEUTRAL	1- 0	0- 0	0- 0				
9- 3	0- 0	1- 2	NON-CONFERENCE	1- 1	1- 0	6- 0				
3- 1	0- 0	0- 0	HOME	0- 1	0- 0	3- 0				
4- 1	0- 0	0- 1	AWAY	0- 0	1- 0	3- 0				
2- 1	0- 0	1- 1	NEUTRAL	1- 0	0- 0	0- 0				
7- 0	0- 0	0- 0	CONFERENCE	0- 0	1- 0	6- 0				
3- 0	0- 0	0- 0	HOME	0- 0	1- 0	2- 0				
4- 0	0- 0	0- 0	AWAY	0- 0	0- 0	4- 0				
0- 0	0- 0	0- 0	NEUTRAL	0- 0	0- 0	0- 0				

RPI 1-25				RPI 26-50				RPI 51-100				Team's RPI: 74				RPI 101+			
RPI	S	Opponent	Score	RPI	S	Opponent	Score	RPI	S	Opponent	Score	RPI	S	Opponent	Score	RPI	S	Opponent	Score
				28	A	Oklahoma	73 96	64	N	Gonzaga	71 63	124	A	Vanderbilt	111 74				
				33	N	Stanford	53 74	86	H	Wright St.	81 91	148	H	Jacksonville St.	71 55				
				41	N	FGCU	75 65					156	A	SIUE	72 55				
												169	H	Samford	83 46				
												177	A	Tulsa	90 65				
												203	A	Arkansas St.	83 52				
												209	A	Southeast Mo. St.	67 57				
												246	A	Lipscomb	91 59				
												247	H	Presbyterian	90 48				
												252	A	UT Martin	65 63				
												295	H	Fort Wayne	74 42				
												306	H	Murray St.	70 65				
												318	H	Tennessee Tech	78 59				
												337	A	Eastern Ill.	86 58				
LAST 12 Division I GAMES:																			
				306	H	Murray St.	70 65	209	A	Southeast Mo. St.	67 57	124	A	Vanderbilt	111 74				
				337	A	Eastern Ill.	86 58	86	H	Wright St.	81 91	203	A	Arkansas St.	83 52				
				156	A	SIUE	72 55	246	A	Lipscomb	91 59	247	H	Presbyterian	90 48				
				148	H	Jacksonville St.	71 55												
				318	H	Tennessee Tech	78 59												
				252	A	UT Martin	65 63												

Non-Div I Games: Trevecca Nazarene 97 39

Belmont

Average RPI	Win: 259	WON-LOST	WINNING	LAST 10	STRENGTH OF	OPP. STRENGTH	TEAM	ADJ.	CONF.	ADJ CONF.
Average RPI	Loss: 179	RECORD	PCT. RANK	GAMES	SCHEDULE	OF SCHEDULE	RPI	RPI	RPI	RPI
DIV. I ONLY	10- 4	70	7- 2	340	288	215	215	31	31	
DIV. I NON-CONF.	6- 4	122	4- 3	322	239	230	230	31	31	

TOTALS	RPI 1-25	RPI 26-50	W-L RECORDS	RPI 51-100	RPI 101-150	RPI 150+				
10- 4	0- 0	0- 0	OVERALL	0- 1	1- 1	9- 2				
5- 2	0- 0	0- 0	HOME	0- 0	0- 1	5- 1				
3- 2	0- 0	0- 0	AWAY	0- 1	0- 0	3- 1				
2- 0	0- 0	0- 0	NEUTRAL	0- 0	1- 0	1- 0				
6- 4	0- 0	0- 0	NON-CONFERENCE	0- 1	1- 1	5- 2				
3- 2	0- 0	0- 0	HOME	0- 0	0- 1	3- 1				
1- 2	0- 0	0- 0	AWAY	0- 1	0- 0	1- 1				
2- 0	0- 0	0- 0	NEUTRAL	0- 0	1- 0	1- 0				
4- 0	0- 0	0- 0	CONFERENCE	0- 0	0- 0	4- 0				
2- 0	0- 0	0- 0	HOME	0- 0	0- 0	2- 0				
2- 0	0- 0	0- 0	AWAY	0- 0	0- 0	2- 0				
0- 0	0- 0	0- 0	NEUTRAL	0- 0	0- 0	0- 0				

RPI 1-25				RPI 26-50				RPI 51-100				RPI 101+				Team's RPI: 215
RPI	S	Opponent	Score	RPI	S	Opponent	Score	RPI	S	Opponent	Score	RPI	S	Opponent	Score	
								77	A	Miami (FL)	39 85	116	H	Jacksonville	58 68	
												133	N	Texas St.	62 56	
												207	H	Southern U.	68 56	
												223	A	North Florida	63 70	
												228	N	Richmond	63 50	
												233	A	Howard	59 55	
												243	H	Grand Canyon	69 60	
												286	A	FIU	77 59	
												290	H	Prairie View	77 52	
												298	H	Southeastern La.	58 60	
												299	A	UMES	55 48	
												332	H	Florida A&M	44 42	
												340	H	South Carolina St.	68 50	
LAST 12 Division I GAMES:																
332	H	Florida A&M	44 42	133	N	Texas St.	62 56									
299	A	UMES	55 48	116	H	Jacksonville	58 68									
233	A	Howard	59 55	207	H	Southern U.	68 56									
340	H	South Carolina St.	68 50	243	H	Grand Canyon	69 60									
77	A	Miami (FL)	39 85	223	A	North Florida	63 70									
228	N	Richmond	63 50	298	H	Southeastern La.	58 60									

Non-Div I Games: Edward Waters 101 60 Palm Beach Atl. 61 48

Bethune-Cookman

Average RPI Win:	220	WON-LOST	WINNING	LAST 10	STRENGTH OF	OPP. STRENGTH	TEAM	ADJ.	CONF.	ADJ CONF.
Average RPI Loss:	151	RECORD	PCT. RANK	GAMES	SCHEDULE	OF SCHEDULE	RPI	RPI	RPI	RPI
DIV. I ONLY	10- 6	107	7- 3	229	243	138	138	20	20	
DIV. I NON-CONF.	8- 4	87	6- 2	328	280	189	189	24	24	

TOTALS	RPI 1-25	RPI 26-50	W-L RECORDS	RPI 51-100	RPI 101-150	RPI 150+				
10- 6	0- 0	0- 1	OVERALL	3- 0	1- 1	6- 4				
4- 2	0- 0	0- 0	HOME	2- 0	1- 1	1- 1				
5- 3	0- 0	0- 1	AWAY	1- 0	0- 0	4- 2				
1- 1	0- 0	0- 0	NEUTRAL	0- 0	0- 0	1- 1				
8- 4	0- 0	0- 0	NON-CONFERENCE	1- 0	1- 1	6- 3				
3- 1	0- 0	0- 0	HOME	1- 0	1- 1	1- 0				
4- 2	0- 0	0- 0	AWAY	0- 0	0- 0	4- 2				
1- 1	0- 0	0- 0	NEUTRAL	0- 0	0- 0	1- 1				
2- 2	0- 0	0- 1	CONFERENCE	2- 0	0- 0	0- 1				
1- 1	0- 0	0- 0	HOME	1- 0	0- 0	0- 1				
1- 1	0- 0	0- 1	AWAY	1- 0	0- 0	0- 0				
0- 0	0- 0	0- 0	NEUTRAL	0- 0	0- 0	0- 0				

RPI 1-25				RPI 26-50				RPI 51-100				RPI 101+				Team's RPI: 138	
RPI	S	Opponent	Score	RPI	S	Opponent	Score	RPI	S	Opponent	Score	RPI	S	Opponent	Score		
				46	A	Albany (NY)	46 63										
								98	A	Maine	66 62	118	H	Penn	77 72		
								99	H	Dartmouth	80 64	129	H	Yale	69 73		
								100	H	Hartford	64 59	160	H	New Hampshire	61 63		
												177	N	Tulsa	55 60		
												192	A	Army West Point	61 73		
												201	A	Bucknell I	59 64		
												274	A	Rider	76 54		
												282	A	Cornel I	66 58		
												285	A	Bryant	55 47		
												296	A	Southern Utah	72 66		
												299	N	UMES	68 51		
												345	H	NJIT	67 36		
LAST 12 Division I GAMES:																	
				46	A	Albany (NY)	46 63	282	A	Cornel I	66 58						
				100	H	Hartford	64 59	345	H	NJIT	67 36						
				160	H	New Hampshire	61 63	285	A	Bryant	55 47						
				98	A	Maine	66 62	129	H	Yale	69 73						
				99	H	Dartmouth	80 64	201	A	Bucknell I	59 64						
				274	A	Rider	76 54	299	N	UMES	68 51						

Non-Div I Games: SUNY Cortland 90 36

Binghamton

Average RPI Win: 203

Average RPI Loss: 138

WON-LOST
RECORDWINNING
PCT. RANKLAST 10
GAMESSTRENGTH OF
SCHEDULEOPP. STRENGTH
OF SCHEDULETEAM
RPIADJ.
RPICONF.
RPIADJ CONF.
RPIDIV. I ONLY
DIV. I NON-CONF.9- 7
4- 5134
2026- 4
3- 2218
313137
125174
268174
26816
1716
17

TOTALS

RPI 1-25

RPI 26-50

W-L RECORDS

RPI 51-100

RPI 101-150

RPI 150+

9- 7
4- 4
5- 1
0- 20- 0
0- 0
0- 0
0- 00- 0
0- 0
0- 0
0- 0OVERALL
HOME
AWAY
NEUTRAL0- 4
0- 3
0- 1
0- 03- 0
3- 0
0- 0
0- 06- 3
1- 1
5- 0
0- 24- 5
2- 3
2- 0
0- 20- 0
0- 0
0- 0
0- 00- 0
0- 0
0- 0
0- 0NON-CONFERENCE
HOME
AWAY
NEUTRAL0- 2
0- 2
0- 0
0- 02- 0
2- 0
0- 0
0- 02- 3
0- 1
2- 0
0- 25- 2
2- 1
3- 1
0- 00- 0
0- 0
0- 0
0- 00- 0
0- 0
0- 0
0- 0CONFERENCE
HOME
AWAY
NEUTRAL0- 2
0- 1
0- 1
0- 01- 0
1- 0
0- 0
0- 04- 0
1- 0
3- 0
0- 0

RPI 1-25

RPI S Opponent Score

RPI 26-50

RPI S Opponent Score

RPI 51-100

RPI S Opponent Score

RPI 101+

Team's RPI: 174

RPI S Opponent Score

52 H Washington St. 53 61

58 A New Mexico 83 100

59 H Wyoming 51 66

60 H Saint Mary's (CA) 72 74

106 H UNLV 69 60

136 H Washington 85 62

141 H Saint Francis (PA) 87 59

179 A Colorado St. 62 58

190 H Fresno St. 75 66

191 N San Diego 52 72

197 A Eastern Wash. 61 57

221 H CSU Bakersfield 59 65

256 A San Diego St. 86 70

300 A Utah St. 64 42

323 A Portland 73 47

324 N Northern Ariz. 60 62

LAST 12 Division I GAMES:

300 A Utah St. 64 42

256 A San Diego St. 86 70

190 H Fresno St. 75 66

59 H Wyoming 51 66

58 A New Mexico 83 100

106 H UNLV 69 60

179 A Colorado St. 62 58

141 H Saint Francis (PA) 87 59

221 H CSU Bakersfield 59 65

52 H Washington St. 53 61

323 A Portland 73 47

136 H Washington 85 62

Non-Div I Games:

Corban

94 50

Northwest Chrst.

83 51

Boi se St.

Loss, Non-Conf, S Site, H Home A Away N Neutral

Average RPI Win:	143	WON-LOST	WINNING	LAST 10	STRENGTH OF	OPP. STRENGTH	TEAM	ADJ.	CONF.	ADJ CONF.
Average RPI Loss:	112	RECORD	PCT. RANK	GAMES	SCHEDULE	OF SCHEDULE	RPI	RPI	RPI	RPI
DIV. I ONLY	6- 11	253	3- 7	39	71	159	159	1	1	
DIV. I NON-CONF.	5- 8	220	2- 6	113	159	203	203	1	1	
<hr/>										
TOTALS	RPI 1-25	RPI 26-50	W-L RECORDS	RPI 51-100	RPI 101-150	RPI 150+				
6- 11	0- 1	1- 1	OVERALL	2- 5	0- 0	3- 4				
5- 4	0- 0	1- 1	HOME	2- 2	0- 0	2- 1				
1- 7	0- 1	0- 0	AWAY	0- 3	0- 0	1- 2				
0- 0	0- 0	0- 0	NEUTRAL	0- 0	0- 0	0- 0				
5- 8	0- 0	1- 0	NON-CONFERENCE	1- 4	0- 0	3- 4				
4- 3	0- 0	1- 0	HOME	1- 2	0- 0	2- 1				
1- 5	0- 0	0- 0	AWAY	0- 2	0- 0	1- 3				
0- 0	0- 0	0- 0	NEUTRAL	0- 0	0- 0	0- 0				
1- 3	0- 1	0- 1	CONFERENCE	1- 1	0- 0	0- 0				
1- 1	0- 0	0- 1	HOME	1- 0	0- 0	0- 0				
0- 2	0- 1	0- 0	AWAY	0- 1	0- 0	0- 0				
0- 0	0- 0	0- 0	NEUTRAL	0- 0	0- 0	0- 0				

RPI 1-25				RPI 26-50				RPI 51-100				RPI 101+ Team's RPI: 159			
RPI	S	Opponent	Score	RPI	S	Opponent	Score	RPI	S	Opponent	Score	RPI	S	Opponent	Score
2	A	Notre Dame	60 89	42	H	Houston	79 74	51	A	Minnesota	68 78	160	H	New Hampshi re	64 55
				45	H	Vi rginia	57 68	54	A	Vi rginia Tech	58 89	162	A	Provi dence	55 63
								71	H	Fordham	55 52	170	A	Boston U.	57 61
								80	H	North Carolina	77 64	173	A	Col umbi a	60 68
								97	H	Seton Hall	53 73	217	A	Hol y Cross	70 61
								98	H	Maine	40 61	277	H	Fai rfi eld	58 66
								99	A	Dartmouth	57 68	285	H	Bryant	65 42
<hr/>															
LAST 12 Division I GAMES:															
2	A	Notre Dame	60 89	160	H	New Hampshi re	64 55	51	A	Minnesota	68 78	160	H	New Hampshi re	64 55
45	H	Vi rginia	57 68	97	H	Seton Hall	53 73	54	A	Vi rginia Tech	58 89	162	A	Provi dence	55 63
80	H	North Carolina	77 64	217	A	Hol y Cross	70 61	71	H	Fordham	55 52	170	A	Boston U.	57 61
54	A	Vi rginia Tech	58 89	277	H	Fai rfi eld	58 66	80	H	North Carolina	77 64	173	A	Col umbi a	60 68
98	H	Maine	40 61	173	A	Col umbi a	60 68	97	H	Seton Hall	53 73	217	A	Hol y Cross	70 61
162	A	Provi dence	55 63	170	A	Boston U.	57 61	98	H	Maine	40 61	277	H	Fai rfi eld	58 66

Non-Div I Games:

Boston College

Average RPI Win:	218	WON-LOST	WINNING	LAST 10	STRENGTH OF	OPP. STRENGTH	TEAM	ADJ.	CONF.	ADJ CONF.
Average RPI Loss:	138	RECORD	PCT. RANK	GAMES	SCHEDULE	OF SCHEDULE	RPI	RPI	RPI	RPI
DIV. I ONLY	8- 9	188	3- 7	157	229	170	170	15	15	
DIV. I NON-CONF.	5- 5	170	2- 3	132	252	135	135	18	18	

TOTALS	RPI 1-25	RPI 26-50	W-L RECORDS	RPI 51-100	RPI 101-150	RPI 150+				
8- 9	0- 0	0- 0	OVERALL	1- 3	0- 1	7- 5				
3- 4	0- 0	0- 0	HOME	0- 1	0- 0	3- 3				
5- 5	0- 0	0- 0	AWAY	1- 2	0- 1	4- 2				
0- 0	0- 0	0- 0	NEUTRAL	0- 0	0- 0	0- 0				
5- 5	0- 0	0- 0	NON-CONFERENCE	1- 2	0- 1	4- 2				
2- 2	0- 0	0- 0	HOME	0- 1	0- 0	2- 1				
3- 3	0- 0	0- 0	AWAY	1- 1	0- 1	2- 1				
0- 0	0- 0	0- 0	NEUTRAL	0- 0	0- 0	0- 0				
3- 4	0- 0	0- 0	CONFERENCE	0- 1	0- 0	3- 3				
1- 2	0- 0	0- 0	HOME	0- 0	0- 0	1- 2				
2- 2	0- 0	0- 0	AWAY	0- 1	0- 0	2- 1				
0- 0	0- 0	0- 0	NEUTRAL	0- 0	0- 0	0- 0				

RPI 1-25				RPI 26-50				RPI 51-100				RPI 101+				Team's RPI: 170
RPI	S	Opponent	Score	RPI	S	Opponent	Score	RPI	S	Opponent	Score	RPI	S	Opponent	Score	
								55	H	UCF	32 47	101	A	Harvard	70 80	
								67	A	American	50 66	159	H	Boston College	61 57	
								94	A	Delaware	85 79	160	A	New Hampshire	57 72	
								96	A	Brown	68 92	164	A	Lehigh	58 74	
												184	H	Marist	52 80	
												192	A	Army West Point	60 59	
												198	H	Northeastern	74 73	
												201	H	Bucknell	58 63	
												217	H	Holy Cross	57 60	
												235	H	Loyola Maryland	75 56	
												261	A	Colgate	62 49	
												285	A	Bryant	78 61	
												317	A	Vermont	57 41	

LAST 12 Division I GAMES:																
				67	A	American	50 66	192	A	Army West Point	60 59					
				217	H	Holy Cross	57 60	96	A	Brown	68 92					
				261	A	Colgate	62 49	55	H	UCF	32 47					
				164	A	Lehigh	58 74	184	H	Marist	52 80					
				235	H	Loyola Maryland	75 56	317	A	Vermont	57 41					
				201	H	Bucknell	58 63	285	A	Bryant	78 61					

Non-Div I Games:

Boston U.

Average RPI Win: 209
Average RPI Loss: 126

WON-LOST
RECORD

WINNING
PCT. RANK

LAST 10
GAMES

STRENGTH OF
SCHEDULE

OPP. STRENGTH
OF SCHEDULE

TEAM
RPI

ADJ.
RPI

CONF.
RPI

ADJ CONF.
RPI

DIV. I ONLY	9- 7	134	3- 6	134	214	125	125	7	7
DIV. I NON-CONF.	7- 3	74	3- 2	177	316	97	97	8	8
<hr/>									
TOTALS	RPI 1-25	RPI 26-50	W-L RECORDS	RPI 51-100	RPI 101-150	RPI 150+			
9- 7	0- 0	0- 3	OVERALL	0- 1	3- 1	6- 2			
4- 3	0- 0	0- 1	HOME	0- 0	2- 0	2- 2			
3- 4	0- 0	0- 2	AWAY	0- 1	1- 1	2- 0			
2- 0	0- 0	0- 0	NEUTRAL	0- 0	0- 0	2- 0			
7- 3	0- 0	0- 1	NON-CONFERENCE	0- 0	2- 1	5- 1			
3- 1	0- 0	0- 0	HOME	0- 0	1- 0	2- 1			
2- 2	0- 0	0- 1	AWAY	0- 0	1- 1	1- 0			
2- 0	0- 0	0- 0	NEUTRAL	0- 0	0- 0	2- 0			
2- 4	0- 0	0- 2	CONFERENCE	0- 1	1- 0	1- 1			
1- 2	0- 0	0- 1	HOME	0- 0	1- 0	0- 1			
1- 2	0- 0	0- 1	AWAY	0- 1	0- 0	1- 0			
0- 0	0- 0	0- 0	NEUTRAL	0- 0	0- 0	0- 0			

RPI S Opponent	Score	RPI S Opponent	Score	RPI S Opponent	Score	RPI S Opponent	Score
36 A South Dakota St.	44 76	36 H Kent St.	60 50	93 A Western Mich.	58 67	126 H Kent St.	60 50
39 H Ball St.	73 84	137 H Xavier	63 53			137 H Xavier	63 53
40 A Central Mich.	54 90	142 A Robert Morris	64 62			142 A Robert Morris	64 62
		149 A Cincinnati	51 75			149 A Cincinnati	51 75
		186 N Norfolk St.	59 50			186 N Norfolk St.	59 50
		208 H Eastern Mich.	52 54			208 H Eastern Mich.	52 54
		222 N Fla. Atlantic	66 55			222 N Fla. Atlantic	66 55
		234 A Akron	66 64			234 A Akron	66 64
		250 H Valparaiso	90 77			250 H Valparaiso	90 77
		287 A Detroit Mercy	85 81			287 A Detroit Mercy	85 81
		297 H Eastern Ky.	77 60			297 H Eastern Ky.	77 60
		314 H Canisius	57 71			314 H Canisius	57 71
<hr/>							
LAST 12 Division I GAMES:							
126 H Kent St.	60 50	149 A Cincinnati	51 75				
234 A Akron	66 64	36 A South Dakota St.	44 76				
40 A Central Mich.	54 90	137 H Xavier	63 53				
39 H Ball St.	73 84	250 H Valparaiso	90 77				
208 H Eastern Mich.	52 54	222 N Fla. Atlantic	66 55				
93 A Western Mich.	58 67	186 N Norfolk St.	59 50				

Non-Div I Games: Ferris St. 82 73

Bowling Green

Loss, Non-Conf, S Site, H Home A Away N Neutral

Average RPI	Win:	255	WON-LOST	WINNING	LAST 10	STRENGTH OF	OPP. STRENGTH	TEAM	ADJ.	CONF.	ADJ CONF.
Average RPI	Loss:	125	RECORD	PCT. RANK	GAMES	SCHEDULE	OF SCHEDULE	RPI	RPI	RPI	RPI
DIV. I ONLY		8- 7		152	6- 4	225	233	180	180	24	24
DIV. I NON-CONF.		5- 5		170	3- 4	197	223	175	175	21	21
<hr/>											
TOTALS	RPI 1-25		RPI 26-50		W-L RECORDS	RPI 51-100		RPI 101-150		RPI 150+	
8- 7	0- 1		0- 0		OVERALL	0- 0		1- 3		7- 3	
3- 3	0- 0		0- 0		HOME	0- 0		1- 2		2- 1	
4- 4	0- 1		0- 0		AWAY	0- 0		0- 1		4- 2	
1- 0	0- 0		0- 0		NEUTRAL	0- 0		0- 0		1- 0	
5- 5	0- 1		0- 0		NON-CONFERENCE	0- 0		1- 2		4- 2	
3- 1	0- 0		0- 0		HOME	0- 0		1- 1		2- 0	
1- 4	0- 1		0- 0		AWAY	0- 0		0- 1		1- 2	
1- 0	0- 0		0- 0		NEUTRAL	0- 0		0- 0		1- 0	
3- 2	0- 0		0- 0		CONFERENCE	0- 0		0- 1		3- 1	
0- 2	0- 0		0- 0		HOME	0- 0		0- 1		0- 1	
3- 0	0- 0		0- 0		AWAY	0- 0		0- 0		3- 0	
0- 0	0- 0		0- 0		NEUTRAL	0- 0		0- 0		0- 0	

RPI 1-25				RPI 26-50				RPI 51-100				RPI 101+				Team's RPI: 180
RPI	S	Opponent	Score	RPI	S	Opponent	Score	RPI	S	Opponent	Score	RPI	S	Opponent	Score	
12	A	Green Bay	40 72									105	H	Cleveland St.	65 67	
												113	A	Northern Ill.	52 76	
												114	H	Western Ill.	87 80	
												117	H	Missouri St.	65 71	
												154	A	Illinois	62 74	
												166	H	Southern Ill.	62 63	
												209	A	Southeast Mo. St.	53 57	
												225	H	Omaha	69 56	
												245	A	Illinois St.	62 42	
												250	A	Valparaiso	88 69	
												257	N	Nicholls St.	75 65	
												284	A	Loyola Chicago	59 57	
												327	H	Ill.-Chicago	58 48	
												337	A	Eastern Ill.	67 52	
<hr/>																
LAST 12 Division I GAMES:																
117	H	Missouri St.	65 71	105	H	Cleveland St.	65 67									
166	H	Southern Ill.	62 63	12	A	Green Bay	40 72									
250	A	Valparaiso	88 69	337	A	Eastern Ill.	67 52									
284	A	Loyola Chicago	59 57	327	H	Ill.-Chicago	58 48									
245	A	Illinois St.	62 42	113	A	Northern Ill.	52 76									
114	H	Western Ill.	87 80	209	A	Southeast Mo. St.	53 57									

Non-Div I Games: Lincoln (MO) 88 44

Bradley

Average RPI Win:	226	WON-LOST	WINNING	LAST 10	STRENGTH OF	OPP. STRENGTH	TEAM	ADJ.	CONF.	ADJ CONF.
Average RPI Loss:	77	RECORD	PCT. RANK	GAMES	SCHEDULE	OF SCHEDULE	RPI	RPI	RPI	RPI
DIV. I ONLY	11- 2	15	8- 1	309	133	96	96	9	9	
DIV. I NON-CONF.	11- 1	12	9- 1	320	131	89	89	9	9	

TOTALS	RPI 1-25	RPI 26-50	W-L RECORDS	RPI 51-100	RPI 101-150	RPI 150+				
11- 2	0- 1	0- 0	OVERALL	0- 0	1- 1	10- 0				
4- 1	0- 1	0- 0	HOME	0- 0	0- 0	4- 0				
5- 1	0- 0	0- 0	AWAY	0- 0	1- 1	4- 0				
2- 0	0- 0	0- 0	NEUTRAL	0- 0	0- 0	2- 0				
11- 1	0- 1	0- 0	NON-CONFERENCE	0- 0	1- 0	10- 0				
4- 1	0- 1	0- 0	HOME	0- 0	0- 0	4- 0				
5- 0	0- 0	0- 0	AWAY	0- 0	1- 0	4- 0				
2- 0	0- 0	0- 0	NEUTRAL	0- 0	0- 0	2- 0				
0- 1	0- 0	0- 0	CONFERENCE	0- 0	0- 1	0- 0				
0- 0	0- 0	0- 0	HOME	0- 0	0- 0	0- 0				
0- 1	0- 0	0- 0	AWAY	0- 0	0- 1	0- 0				
0- 0	0- 0	0- 0	NEUTRAL	0- 0	0- 0	0- 0				

RPI 1-25				RPI 26-50				RPI 51-100				Team's RPI: 96				RPI 101+			
RPI	S	Opponent	Score	RPI	S	Opponent	Score	RPI	S	Opponent	Score	RPI	S	Opponent	Score	RPI	S	Opponent	Score
24	H	Cal i forni a	79 89													129	A	Yale	63 77
																144	A	Paci fi c	74 57
																162	A	Provi dence	64 59
																163	N	Hampton	73 66
																170	H	Boston U.	92 68
																217	H	Hol y Cross	82 78
																233	A	Howard	85 81
																261	A	Col gate	83 73
																266	H	Sacred Heart	102 77
																285	H	Bryant	85 62
																285	N	Bryant	72 60
																303	A	Central Conn. St.	78 55
LAST 12 Di vi si on I GAMES:																			
129	A	Yale	63 77	162	A	Provi dence	64 59												
233	A	Howard	85 81	217	H	Hol y Cross	82 78												
170	H	Boston U.	92 68	144	A	Paci fi c	74 57												
261	A	Col gate	83 73	163	N	Hampton	73 66												
266	H	Sacred Heart	102 77	24	H	Cal i forni a	79 89												
285	N	Bryant	72 60	303	A	Central Conn. St.	78 55												

Non-Di v I Games: Johnson & Wales (RI) 100 79

Brown

Average RPI Win:	297	WON-LOST	WINNING	LAST 10	STRENGTH OF	OPP. STRENGTH	TEAM	ADJ.	CONF.	ADJ CONF.
Average RPI Loss:	158	RECORD	PCT. RANK	GAMES	SCHEDULE	OF SCHEDULE	RPI	RPI	RPI	RPI
DIV. I ONLY	4- 12	290	4- 6	233	286	285	285	29	29	
DIV. I NON-CONF.	1- 10	327	1- 6	117	237	288	288	28	28	

TOTALS	RPI 1-25	RPI 26-50	W-L RECORDS	RPI 51-100	RPI 101-150	RPI 150+				
4- 12	0- 0	0- 0	OVERALL	0- 5	0- 1	4- 6				
1- 6	0- 0	0- 0	HOME	0- 1	0- 1	1- 4				
2- 5	0- 0	0- 0	AWAY	0- 3	0- 0	2- 2				
1- 1	0- 0	0- 0	NEUTRAL	0- 1	0- 0	1- 0				
1- 10	0- 0	0- 0	NON-CONFERENCE	0- 5	0- 1	1- 4				
0- 4	0- 0	0- 0	HOME	0- 1	0- 1	0- 2				
0- 5	0- 0	0- 0	AWAY	0- 3	0- 0	0- 2				
1- 1	0- 0	0- 0	NEUTRAL	0- 1	0- 0	1- 0				
3- 2	0- 0	0- 0	CONFERENCE	0- 0	0- 0	3- 2				
1- 2	0- 0	0- 0	HOME	0- 0	0- 0	1- 2				
2- 0	0- 0	0- 0	AWAY	0- 0	0- 0	2- 0				
0- 0	0- 0	0- 0	NEUTRAL	0- 0	0- 0	0- 0				

RPI 1-25				RPI 26-50				RPI 51-100				RPI 101+ Team's RPI: 285			
RPI	S	Opponent	Score	RPI	S	Opponent	Score	RPI	S	Opponent	Score	RPI	S	Opponent	Score
								87	A	James Madison	36 67	138	H	Binghamton	47 55
								96	A	Brown	62 85	159	A	Boston College	42 65
								96	N	Brown	60 72	160	H	New Hampshire	65 74
								98	A	Maine	68 70	170	H	Boston U.	61 78
								100	H	Hartford	47 59	217	A	Holy Cross	57 59
												263	H	Mt. St. Mary's	63 68
												266	A	Sacred Heart	81 73
												292	A	Fairleigh Dickinson	65 48
												303	H	Central Conn. St.	66 50
												316	H	Wagner	66 75
												325	N	Rhode Island	58 52
LAST 12 Division I GAMES:															
266	A	Sacred Heart	81 73	100	H	Hartford	47 59	138	H	Binghamton	47 55	96	N	Brown	60 72
292	A	Fairleigh Dickinson	65 48	325	N	Rhode Island	58 52	170	H	Boston U.	61 78	217	A	Holy Cross	57 59
303	H	Central Conn. St.	66 50												
263	H	Mt. St. Mary's	63 68												
316	H	Wagner	66 75												
87	A	James Madison	36 67												

Non-Div I Games:

Bryant

Bucknell

B
u
c
k
n
e
l
l

Bucknel I

Average RPI Win: 144

Average RPI Loss: 108

WON-LOST
RECORDWINNING
PCT. RANKLAST 10
GAMESSTRENGTH OF
SCHEDULEOPP. STRENGTH
OF SCHEDULETEAM
RPIADJ.
RPICONF.
RPIADJ CONF.
RPIDIV. I ONLY
DIV. I NON-CONF.14- 3
9- 221
348- 2
5- 1111
16741
4527
3527
357
87
8

TOTALS

RPI 1-25

RPI 26-50

W-L RECORDS

RPI 51-100

RPI 101-150

RPI 150+

14- 3

0- 1

2- 0

OVERALL

4- 0

3- 1

5- 1

5- 0

0- 0

0- 0

HOME

2- 0

1- 0

2- 0

6- 3

0- 1

2- 0

AWAY

1- 0

0- 1

3- 1

3- 0

0- 0

0- 0

NEUTRAL

1- 0

2- 0

0- 0

9- 2

0- 1

1- 0

NON-CONFERENCE

2- 0

2- 0

4- 1

3- 0

0- 0

0- 0

HOME

1- 0

0- 0

2- 0

3- 2

0- 1

1- 0

AWAY

0- 0

0- 0

2- 1

3- 0

0- 0

0- 0

NEUTRAL

1- 0

2- 0

0- 0

5- 1

0- 0

1- 0

CONFERENCE

2- 0

1- 1

1- 0

2- 0

0- 0

0- 0

HOME

1- 0

1- 0

0- 0

3- 1

0- 0

1- 0

AWAY

1- 0

0- 1

1- 0

0- 0

0- 0

0- 0

NEUTRAL

0- 0

0- 0

0- 0

RPI 1-25

RPI 26-50

Team's RPI: 27

RPI 51-100

RPI 101+

RPI	S	Opponent	Score
23	A	Arizona St.	57 76

RPI	S	Opponent	Score
34	A	St. John's (NY)	73 72
39	A	Ball St.	84 80

RPI	S	Opponent	Score
72	N	Nebraska	82 72
84	A	Ohio	67 63
93	H	Western Mich.	71 49
94	H	Delaware	87 73

RPI	S	Opponent	Score
106	N	UNLV	80 53
113	A	Northern Ill.	84 86
121	H	Miami (OH)	72 67
123	N	Clemson	61 41
173	A	Columbia	65 63
187	A	Niagara	62 75
230	A	St. Bonaventure	76 59
234	A	Akron	89 66
299	H	UMES	76 41
314	H	Canisius	73 47

LAST 12 Division I GAMES:

84	A	Ohio	67 63	34	A	St. John's (NY)	73 72
39	A	Ball St.	84 80	187	A	Niagara	62 75
121	H	Miami (OH)	72 67	230	A	St. Bonaventure	76 59
113	A	Northern Ill.	84 86	173	A	Columbia	65 63
93	H	Western Mich.	71 49	314	H	Canisius	73 47
234	A	Akron	89 66	106	N	UNLV	80 53

Buffalo

Buffalo

Non-Div I Games:

Buffalo

Loss,
 Non-Conf, S Site,
 H Home
A Away
 N Neutral

Average RPI Win: 195

Average RPI Loss: 47

WON-LOST
RECORDWINNING
PCT. RANKLAST 10
GAMESSTRENGTH OF
SCHEDULEOPP. STRENGTH
OF SCHEDULETEAM
RPIADJ.
RPICONF.
RPIADJ CONF.
RPIDIV. I ONLY
DIV. I NON-CONF.11- 8
8- 4127
876- 4
4- 171
13858
15579
7479
746
56
5

TOTALS

RPI 1-25

RPI 26-50

W-L RECORDS

RPI 51-100

RPI 101-150

RPI 150+

11- 8

1- 2

0- 4

OVERALL

2- 1

0- 1

8- 0

5- 2

0- 0

0- 1

HOME

1- 0

0- 1

4- 0

5- 4

1- 2

0- 2

AWAY

0- 0

0- 0

4- 0

1- 2

0- 0

0- 1

NEUTRAL

1- 1

0- 0

0- 0

8- 4

0- 1

0- 2

NON-CONFERENCE

1- 1

0- 0

7- 0

4- 0

0- 0

0- 0

HOME

0- 0

0- 0

4- 0

3- 2

0- 1

0- 1

AWAY

0- 0

0- 0

3- 0

1- 2

0- 0

0- 1

NEUTRAL

1- 1

0- 0

0- 0

3- 4

1- 1

0- 2

CONFERENCE

1- 0

0- 1

1- 0

1- 2

0- 0

0- 1

HOME

1- 0

0- 1

0- 0

2- 2

1- 1

0- 1

AWAY

0- 0

0- 0

1- 0

0- 0

0- 0

0- 0

NEUTRAL

0- 0

0- 0

0- 0

RPI 1-25

RPI 26-50

RPI 51-100 Team's RPI: 79

RPI 101+

RPI	S	Opponent	Score
16	A	Marquette	67 69
20	A	Villanova	76 53
22	A	South Fla.	55 71

RPI	S	Opponent	Score
29	A	DePaul	65 87
34	H	St. John's (NY)	55 73
37	N	West Virginia	68 75
39	A	Ball St.	75 87

RPI	S	Opponent	Score
54	N	Virginia Tech	79 77
61	N	Drexel	62 76
97	H	Seton Hall	66 48

RPI	S	Opponent	Score
137	H	Xavier	62 69
158	A	Georgetown	66 57
188	H	Wisconsin	69 62
242	H	Austin Peay	75 54
245	A	Illinois St.	56 45
246	H	Lipscomb	70 58
284	H	Loyola Chicago	64 52
301	A	Indiana St.	60 51
306	A	Murray St.	88 59

LAST 12 Division I GAMES:

29	A	DePaul	65 87	137	H	Xavier	62 69
16	A	Marquette	67 69	301	A	Indiana St.	60 51
34	H	St. John's (NY)	55 73	284	H	Loyola Chicago	64 52
97	H	Seton Hall	66 48	188	H	Wisconsin	69 62
158	A	Georgetown	66 57	245	A	Illinois St.	56 45
20	A	Villanova	76 53	39	A	Ball St.	75 87

Non-Div I Games:

Butler

Average RPI Win:	270	WON-LOST	WINNING	LAST 10	STRENGTH OF	OPP. STRENGTH	TEAM	ADJ.	CONF.	ADJ CONF.
Average RPI Loss:	178	RECORD	PCT. RANK	GAMES	SCHEDULE	OF SCHEDULE	RPI	RPI	RPI	RPI

DIV. I ONLY	6- 9	230	4- 5	254	300	221	221	30	30
DIV. I NON-CONF.	4- 8	239	3- 5	263	244	247	247	30	30

TOTALS	RPI 1-25	RPI 26-50	W-L RECORDS	RPI 51-100	RPI 101-150	RPI 150+
6- 9	0- 0	0- 1	OVERALL	0- 1	0- 1	6- 6
3- 1	0- 0	0- 0	HOME	0- 0	0- 0	3- 1
3- 8	0- 0	0- 1	AWAY	0- 1	0- 1	3- 5
0- 0	0- 0	0- 0	NEUTRAL	0- 0	0- 0	0- 0
4- 8	0- 0	0- 1	NON-CONFERENCE	0- 1	0- 1	4- 5
2- 1	0- 0	0- 0	HOME	0- 0	0- 0	2- 1
2- 7	0- 0	0- 1	AWAY	0- 1	0- 1	2- 4
0- 0	0- 0	0- 0	NEUTRAL	0- 0	0- 0	0- 0
2- 1	0- 0	0- 0	CONFERENCE	0- 0	0- 0	2- 1
1- 0	0- 0	0- 0	HOME	0- 0	0- 0	1- 0
1- 1	0- 0	0- 0	AWAY	0- 0	0- 0	1- 1
0- 0	0- 0	0- 0	NEUTRAL	0- 0	0- 0	0- 0

RPI 1-25	RPI 26-50	RPI 51-100	RPI 101+	Team's RPI: 221
RPI S Opponent Score	RPI S Opponent Score	RPI S Opponent Score	RPI S Opponent Score	
	33 A Stanford 34 57	95 A South Dakota 50 66	140 A UTEP 56 67	
			174 A Boise St. 65 59	
			193 A Cal Poly 57 59	
			196 H UC Irvine 59 72	
			204 A SMU 29 41	
			224 A UC Riverside 65 68	
			225 H Omaha 52 43	
			254 A New Mexico St. 48 56	
			259 A San Jose St. 57 67	
			296 A Southern Utah 46 45	
			305 H Utah Valley 63 58	
			310 A UTRGV 67 64	
			311 H Cal St. Fullerton 55 43	
LAST 12 Division I GAMES:				
254 A New Mexico St. 48 56	225 H Omaha 52 43	95 A South Dakota 50 66		
310 A UTRGV 67 64	224 A UC Riverside 65 68	204 A SMU 29 41		
305 H Utah Valley 63 58	296 A Southern Utah 46 45	296 A Southern Utah 46 45		
196 H UC Irvine 59 72	311 H Cal St. Fullerton 55 43			
193 A Cal Poly 57 59				
174 A Boise St. 65 59				

Non-Div I Games: Fresno Pacific 74 63 Whittier 72 35

CSUN				Through Games Of Jan. 17, 2018							
Average RPI	Win:	248	WON-LOST	WINNING	LAST 10	STRENGTH OF	OPP. STRENGTH	TEAM	ADJ.	CONF.	ADJ CONF.
Average RPI	Loss:	167	RECORD	PCT. RANK	GAMES	SCHEDULE	OF SCHEDULE	RPI	RPI	RPI	RPI
DIV. I ONLY			7- 9	209	6- 3	234	274	236	236	21	21
DIV. I NON-CONF.			6- 7	184	6- 2	220	267	229	229	22	22
<hr/>											
TOTALS		RPI 1-25	RPI 26-50		W-L RECORDS		RPI 51-100	RPI 101-150		RPI 150+	
7- 9	0- 1	0- 0		OVERALL		0- 1	1- 1		6- 6		
4- 4	0- 0	0- 0		HOME		0- 0	0- 1		4- 3		
3- 4	0- 1	0- 0		AWAY		0- 0	1- 0		2- 3		
0- 1	0- 0	0- 0		NEUTRAL		0- 1	0- 0		0- 0		
6- 7	0- 1	0- 0		NON-CONFERENCE		0- 1	1- 1		5- 4		
4- 3	0- 0	0- 0		HOME		0- 0	0- 1		4- 2		
2- 3	0- 1	0- 0		AWAY		0- 0	1- 0		1- 2		
0- 1	0- 0	0- 0		NEUTRAL		0- 1	0- 0		0- 0		
1- 2	0- 0	0- 0		CONFERENCE		0- 0	0- 0		1- 2		
0- 1	0- 0	0- 0		HOME		0- 0	0- 0		0- 1		
1- 1	0- 0	0- 0		AWAY		0- 0	0- 0		1- 1		
0- 0	0- 0	0- 0		NEUTRAL		0- 0	0- 0		0- 0		

RPI 1-25				RPI 26-50				RPI 51-100				RPI 101+ Team's RPI: 236			
RPI	S	Opponent	Score	RPI	S	Opponent	Score	RPI	S	Opponent	Score	RPI	S	Opponent	Score
5	A	Oregon	43 91					89	N	Milwaukee	50 58	131	H	Weber St.	61 64
												147	A	Loyola Marymount	75 68
												189	A	New Orleans	73 76
												190	H	Fresno St.	85 72
												193	A	Cal Poly	71 84
												202	H	Idaho	75 80
												211	H	UC Santa Barbara	73 74
												220	H	Seattle U	67 62
												225	H	Omaha	60 68
												256	A	San Diego St.	55 58
												259	A	San Jose St.	76 59
												288	H	Arizona	66 63
												311	A	Cal St. Fullerton	70 68
												324	H	Northern Ariz.	78 69
LAST 12 Division I GAMES:															
193	A	Cal Poly	71 84	147	A	Loyola Marymount	75 68								
211	H	UC Santa Barbara	73 74	259	A	San Jose St.	76 59								
311	A	Cal St. Fullerton	70 68	190	H	Fresno St.	85 72								
220	H	Seattle U	67 62	131	H	Weber St.	61 64								
225	H	Omaha	60 68	288	H	Arizona	66 63								
324	H	Northern Ariz.	78 69	202	H	Idaho	75 80								

Non-Div I Games: Biol a 68 51

Average RPI Win: 242

Average RPI Loss: 163

WON-LOST
RECORDWINNING
PCT. RANKLAST 10
GAMESSTRENGTH OF
SCHEDULEOPP. STRENGTH
OF SCHEDULETEAM
RPIADJ.
RPICONF.
RPIADJ CONF.
RPIDIV. I ONLY
DIV. I NON-CONF.7- 7
5- 6162
1875- 4
4- 4262
234234
276193
201193
20121
2221
22

TOTALS

RPI 1-25

RPI 26-50

W-L RECORDS

RPI 51-100

RPI 101-150

RPI 150+

7- 7
4- 1
3- 6
0- 00- 0
0- 0
0- 0
0- 00- 0
0- 0
0- 0
0- 0OVERALL
HOME
AWAY
NEUTRAL0- 2
0- 0
0- 2
0- 00- 1
0- 1
0- 0
0- 07- 4
4- 0
3- 4
0- 05- 6
3- 1
2- 5
0- 00- 0
0- 0
0- 0
0- 00- 0
0- 0
0- 0
0- 0NON-CONFERENCE
HOME
AWAY
NEUTRAL0- 2
0- 0
0- 2
0- 00- 1
0- 1
0- 0
0- 05- 3
3- 0
2- 3
0- 02- 1
1- 0
1- 1
0- 00- 0
0- 0
0- 0
0- 00- 0
0- 0
0- 0
0- 0CONFERENCE
HOME
AWAY
NEUTRAL0- 0
0- 0
0- 0
0- 00- 0
0- 0
0- 0
0- 02- 1
1- 0
1- 1
0- 0

RPI 1-25

RPI 26-50

RPI 51-100

RPI 101+

Team's RPI: 193

RPI S Opponent Score

RPI S Opponent Score

RPI S Opponent Score

RPI S Opponent Score

51 A Minnesota 68 112
60 A Saint Mary's (CA) 64 82142 H Robert Morris 50 66
175 A San Francisco 71 83
175 H San Francisco 88 83
197 A Eastern Wash. 72 75
211 A UC Santa Barbara 68 73
221 H CSU Bakersfield 59 57
224 A UC Riverside 87 82
236 H CSUN 84 71
243 H Grand Canyon 75 69
270 A North Dakota St. 73 69
305 A Utah Valley 70 89
324 A Northern Ariz. 89 73

LAST 12 Division I GAMES:

236	H	CSUN	84	71	51	A	Minnesota	68	112
211	A	UC Santa Barbara	68	73	197	A	Eastern Wash.	72	75
224	A	UC Riverside	87	82	324	A	Northern Ariz.	89	73
221	H	CSU Bakersfield	59	57	175	H	San Francisco	88	83
305	A	Utah Valley	70	89	142	H	Robert Morris	50	66
270	A	North Dakota St.	73	69	60	A	Saint Mary's (CA)	64	82

Cal Poly

Cal Poly

Non-Div I Games: Cal St. Monterey Bay 77 44

Cal Poly

■ Loss,
 ■ Non-Conf,
 ■ S Site,
 ■ Home
 ■ Away
 N Neutral

Average RPI Win: 290		WON-LOST RECORD	WINNING PCT. RANK	LAST 10 GAMES	STRENGTH OF SCHEDULE	OPP. STRENGTH OF SCHEDULE	TEAM RPI	ADJ. RPI	CONF. RPI	ADJ CONF. RPI
Average RPI Loss: 207										
DIV. I ONLY		6- 10	241	4- 5	339	292	311	311	21	21
DIV. I NON-CONF.		4- 8	239	2- 5	331	314	305	305	22	22
TOTALS		RPI 1-25	RPI 26-50	W-L RECORDS	RPI 51-100	RPI 101-150	RPI 150+			
6- 10	0- 0		0- 0	OVERALL	0- 0	0- 2	6- 8			
4- 3	0- 0		0- 0	HOME	0- 0	0- 1	4- 2			
2- 6	0- 0		0- 0	AWAY	0- 0	0- 1	2- 5			
0- 1	0- 0		0- 0	NEUTRAL	0- 0	0- 0	0- 1			
4- 8	0- 0		0- 0	NON-CONFERENCE	0- 0	0- 2	4- 6			
2- 2	0- 0		0- 0	HOME	0- 0	0- 1	2- 1			
2- 5	0- 0		0- 0	AWAY	0- 0	0- 1	2- 4			
0- 1	0- 0		0- 0	NEUTRAL	0- 0	0- 0	0- 1			
2- 2	0- 0		0- 0	CONFERENCE	0- 0	0- 0	2- 2			
2- 1	0- 0		0- 0	HOME	0- 0	0- 0	2- 1			
0- 1	0- 0		0- 0	AWAY	0- 0	0- 0	0- 1			
0- 0	0- 0		0- 0	NEUTRAL	0- 0	0- 0	0- 0			

RPI 1-25				RPI 26-50				RPI 51-100				RPI 101+				Team's RPI: 311	
RPI	S	Opponent	Score	RPI	S	Opponent	Score	RPI	S	Opponent	Score	RPI	S	Opponent	Score		
												140	H	UTEP	91	92	
												144	A	Paci fic	65	81	
												199	N	Oral Roberts	50	60	
												202	A	Idaho	60	80	
												210	H	Denver	58	83	
												219	H	Hawai i	69	57	
												221	A	CSU Bakersfi el d	43	55	
												224	A	UC Ri versi de	50	63	
												236	H	CSUN	68	70	
												241	A	Montana	47	68	
												256	A	San Diego St.	58	59	
												260	A	Santa Clara	73	69	
												302	H	UTSA	55	46	
												305	A	Utah Valley	73	36	
												323	H	Portland	66	61	
												331	H	Long Beach St.	67	61	
LAST 12 Division I GAMES:																	
				224	A	UC Ri versi de	50	63	302	H	UTSA	55	46				
				331	H	Long Beach St.	67	61	202	A	Idaho	60	80				
				236	H	CSUN	68	70	199	N	Oral Roberts	50	60				
				219	H	Hawai i	69	57	241	A	Montana	47	68				
				140	H	UTEP	91	92	210	H	Denver	58	83				
				305	A	Utah Valley	73	36	323	H	Portland	66	61				

Cal St. Fullerton

Cal i f o r n i a

Cal i f o r n i a					Through Games Of Jan. 17, 2018															
Average RPI Win:		150	WON-LOST		WINNING		LAST 10		STRENGTH OF		OPP. STRENGTH		TEAM		ADJ.		CONF.		ADJ CONF.	
Average RPI Loss:		12	RECORD		PCT. RANK		GAMES		SCHEDULE		OF SCHEDULE		RPI		RPI		RPI		RPI	
DIV. I ONLY			13- 4		43		8- 2		30		32		24		24		4		4	
DIV. I NON-CONF.			9- 2		34		6- 0		18		77		14		14		3		3	

TOTALS		RPI 1-25		RPI 26-50		W-L RECORDS		RPI 51-100		RPI 101-150		RPI 150+								
13- 4		0- 4		1- 0		OVERALL		3- 0		4- 0		5- 0								
8- 2		0- 2		1- 0		HOME		2- 0		2- 0		3- 0								
5- 2		0- 2		0- 0		AWAY		1- 0		2- 0		2- 0								
0- 0		0- 0		0- 0		NEUTRAL		0- 0		0- 0		0- 0								
9- 2		0- 2		0- 0		NON-CONFERENCE		2- 0		3- 0		4- 0								
5- 1		0- 1		0- 0		HOME		1- 0		1- 0		3- 0								
4- 1		0- 1		0- 0		AWAY		1- 0		2- 0		1- 0								
0- 0		0- 0		0- 0		NEUTRAL		0- 0		0- 0		0- 0								
4- 2		0- 2		1- 0		CONFERENCE		1- 0		1- 0		1- 0								
3- 1		0- 1		1- 0		HOME		1- 0		1- 0		0- 0								
1- 1		0- 1		0- 0		AWAY		0- 0		0- 0		1- 0								
0- 0		0- 0		0- 0		NEUTRAL		0- 0		0- 0		0- 0								

RPI 1-25				Team's RPI: 24				RPI 26-50				RPI 51-100				RPI 101+			
RPI	S	Opponent	Score	RPI	S	Opponent	Score	RPI	S	Opponent	Score	RPI	S	Opponent	Score				
1	A	UConn	47 82	32	H	Southern Cal i f o r n i a	76 64	52	H	Washington St.	66 60	107	A	Kentucky	62 52				
11	H	UCLA	46 82					60	H	Saint Mary' s (CA)	87 80	132	H	BYU	70 45				
14	H	Missouri	52 55					96	A	Brown	89 79	136	H	Washington	69 60				
23	A	Arizona St.	71 80									144	A	Paci f i c	92 85				

Non-Di v I Games:

Cal i f o r n i a

Average RPI Win:	298	WON-LOST	WINNING	LAST 10	STRENGTH OF	OPP. STRENGTH	TEAM	ADJ.	CONF.	ADJ CONF.
Average RPI Loss:	173	RECORD	PCT. RANK	GAMES	SCHEDULE	OF SCHEDULE	RPI	RPI	RPI	RPI
DIV. I ONLY	7- 7	162	4- 5	332	278	269	269	28	28	
DIV. I NON-CONF.	5- 4	146	3- 3	311	262	222	222	29	29	

TOTALS	RPI 1-25	RPI 26-50	W-L RECORDS	RPI 51-100	RPI 101-150	RPI 150+				
7- 7	0- 0	0- 0	OVERALL	0- 1	0- 2	7- 4				
3- 4	0- 0	0- 0	HOME	0- 1	0- 1	3- 2				
4- 3	0- 0	0- 0	AWAY	0- 0	0- 0	4- 2				
0- 0	0- 0	0- 0	NEUTRAL	0- 0	0- 0	0- 0				
5- 4	0- 0	0- 0	NON-CONFERENCE	0- 1	0- 1	5- 2				
2- 2	0- 0	0- 0	HOME	0- 1	0- 0	2- 1				
3- 2	0- 0	0- 0	AWAY	0- 0	0- 1	3- 1				
0- 0	0- 0	0- 0	NEUTRAL	0- 0	0- 0	0- 0				
2- 3	0- 0	0- 0	CONFERENCE	0- 0	0- 1	2- 2				
1- 2	0- 0	0- 0	HOME	0- 0	0- 1	1- 1				
1- 1	0- 0	0- 0	AWAY	0- 0	0- 0	1- 1				
0- 0	0- 0	0- 0	NEUTRAL	0- 0	0- 0	0- 0				

RPI 1-25				RPI 26-50				RPI 51-100				RPI 101+				Team's RPI: 269
RPI	S	Opponent	Score	RPI	S	Opponent	Score	RPI	S	Opponent	Score	RPI	S	Opponent	Score	
								69	H	Mercer	57 58	104	H	High Point	53 62	
												119	A	Kansas	48 66	
												186	H	Norfolk St.	27 53	
												227	A	Col. of Charleston	53 45	
												233	A	Howard	61 63	
												240	A	UNCG	72 61	
												247	A	Presbyterian	59 65	
												255	H	UNC Asheville	52 60	
												293	H	USC Upstate	69 49	
												322	A	N.C. Central	58 51	
												326	H	Western Caro.	58 51	
												334	H	Charleston So.	58 49	
												343	A	Winthrop	72 48	
LAST 12 Division I GAMES:																
				104	H	High Point	53 62	322	A	N.C. Central	58 51					
				247	A	Presbyterian	59 65	186	H	Norfolk St.	27 53					
				334	H	Charleston So.	58 49	326	H	Western Caro.	58 51					
				343	A	Winthrop	72 48	69	H	Mercer	57 58					
				255	H	UNC Asheville	52 60	240	A	UNCG	72 61					
				233	A	Howard	61 63	227	A	Col. of Charleston	53 45					

Non-Div I Games: Columbia Int'l 78 39 William Peace 94 42

Campbell

Average RPI	Win: 224	WON-LOST	WINNING	LAST 10	STRENGTH OF	OPP. STRENGTH	TEAM	ADJ.	CONF.	ADJ CONF.
Average RPI	Loss: 207	RECORD	PCT. RANK	GAMES	SCHEDULE	OF SCHEDULE	RPI	RPI	RPI	RPI
DIV. I ONLY	4- 13	295	2- 8	303	299	314	314	25	25	
DIV. I NON-CONF.	2- 9	295	0- 6	186	309	293	293	25	25	

TOTALS	RPI 1-25	RPI 26-50	W-L RECORDS	RPI 51-100	RPI 101-150	RPI 150+				
4- 13	0- 0	0- 1	OVERALL	0- 0	1- 3	3- 9				
2- 6	0- 0	0- 0	HOME	0- 0	0- 1	2- 5				
2- 6	0- 0	0- 0	AWAY	0- 0	1- 1	1- 0				
0- 1	0- 0	0- 0	NEUTRAL	0- 0	0- 1	0- 0				
2- 9	0- 0	0- 1	NON-CONFERENCE	0- 0	1- 3	1- 5				
1- 4	0- 0	0- 0	HOME	0- 0	0- 1	1- 3				
1- 4	0- 0	0- 1	AWAY	0- 0	1- 1	0- 2				
0- 1	0- 0	0- 0	NEUTRAL	0- 0	0- 1	0- 0				
2- 4	0- 0	0- 0	CONFERENCE	0- 0	0- 0	2- 4				
1- 2	0- 0	0- 0	HOME	0- 0	0- 0	1- 2				
1- 2	0- 0	0- 0	AWAY	0- 0	0- 0	1- 2				
0- 0	0- 0	0- 0	NEUTRAL	0- 0	0- 0	0- 0				

RPI 1-25				RPI 26-50				RPI 51-100				RPI 101+ Team's RPI: 314			
RPI	S	Opponent	Score	RPI	S	Opponent	Score	RPI	S	Opponent	Score	RPI	S	Opponent	Score
				27	A	Buffalo	47 73					109	N	Middle Tenn.	45 55
												121	A	Miami (OH)	47 72
												125	A	Bowling Green	71 57
												150	H	Oakland	48 83
												201	A	Bucknell	57 76
												206	H	Siena	65 57
												218	H	Morehead St.	52 76
												230	H	St. Bonaventure	71 69
												231	A	Manhattan	39 58
												231	H	Manhattan	56 59
												261	H	Colgate	63 70
												274	A	Rider	54 70
												277	H	Fairfield	52 56
												282	H	Cornell	59 67
												310	A	UTRGV	46 63
												335	A	Lona	53 49

LAST 12 Division I GAMES:															
206	H	Siena	65 57	109	N	Middle Tenn.	45 55	310	A	UTRGV	46 63	218	H	Morehead St.	52 76
231	H	Manhattan	56 59	27	A	Buffalo	47 73	121	A	Miami (OH)	47 72	150	H	Oakland	48 83
274	A	Rider	54 70												
231	A	Manhattan	39 58												
335	A	Lona	53 49												
277	H	Fairfield	52 56												

Non-Div I Games:

Canisius

Average RPI Win:	250	WON-LOST	WINNING	LAST 10	STRENGTH OF	OPP. STRENGTH	TEAM	ADJ.	CONF.	ADJ CONF.
Average RPI Loss:	67	RECORD	PCT. RANK	GAMES	SCHEDULE	OF SCHEDULE	RPI	RPI	RPI	RPI
DIV. I ONLY	9- 5	95	8- 2	228	153	112	112	27	27	
DIV. I NON-CONF.	3- 4	209	2- 2	14	64	57	57	26	26	

TOTALS	RPI 1-25	RPI 26-50	W-L RECORDS	RPI 51-100	RPI 101-150	RPI 150+				
9- 5	0- 3	0- 0	OVERALL	0- 0	2- 1	7- 1				
4- 1	0- 0	0- 0	HOME	0- 0	1- 0	3- 1				
3- 4	0- 0	0- 0	AWAY	0- 0	0- 0	3- 0				
2- 0	0- 0	0- 0	NEUTRAL	0- 0	1- 0	1- 0				
3- 4	0- 3	0- 0	NON-CONFERENCE	0- 0	1- 1	2- 0				
1- 0	0- 0	0- 0	HOME	0- 0	0- 0	1- 0				
0- 4	0- 3	0- 0	AWAY	0- 0	0- 1	0- 0				
2- 0	0- 0	0- 0	NEUTRAL	0- 0	1- 0	1- 0				
6- 1	0- 0	0- 0	CONFERENCE	0- 0	1- 0	5- 1				
3- 1	0- 0	0- 0	HOME	0- 0	1- 0	2- 1				
3- 0	0- 0	0- 0	AWAY	0- 0	0- 0	3- 0				
0- 0	0- 0	0- 0	NEUTRAL	0- 0	0- 0	0- 0				

RPI 1-25				RPI 26-50				RPI 51-100				RPI 101+ Team's RPI: 112			
RPI	S	Opponent	Score	RPI	S	Opponent	Score	RPI	S	Opponent	Score	RPI	S	Opponent	Score
8	A	Tennessee	34 77									103	A	South Ala.	43 64
15	A	Texas A&M	61 72									122	H	Lamar University	51 39
18	A	Baylor	55 86									123	N	Clemson	53 47
												189	H	New Orleans	48 52
												257	A	Nicholls St.	69 48
												270	N	North Dakota St.	68 45
												272	A	A&M-Corpus Christi	58 50
												273	A	Incarnate Word	57 35
												289	H	Alcorn	75 52
												298	H	Southeastern La.	63 47
												342	H	Sam Houston St.	69 44
LAST 12 Division I GAMES:															
				189	H	New Orleans	48 52	272	A	A&M-Corpus Christi	58 50				
				257	A	Nicholls St.	69 48	270	N	North Dakota St.	68 45				
				273	A	Incarnate Word	57 35	123	N	Clemson	53 47				
				122	H	Lamar University	51 39	103	A	South Ala.	43 64				
				342	H	Sam Houston St.	69 44	15	A	Texas A&M	61 72				
				298	H	Southeastern La.	63 47	8	A	Tennessee	34 77				

Non-Div I Games: Central Baptist 75 34 Williams Baptist 77 31 Crowley's Ridge 106 23 Hendrix 79 22 Central Ark.

Average RPI Win:	291	WON-LOST	WINNING	LAST 10	STRENGTH OF	OPP. STRENGTH	TEAM	ADJ.	CONF.	ADJ CONF.
Average RPI Loss:	161	RECORD	PCT. RANK	GAMES	SCHEDULE	OF SCHEDULE	RPI	RPI	RPI	RPI
DIV. I ONLY	2- 14	326	2- 8	131	291	303	303	29	29	
DIV. I NON-CONF.	0- 11	337	0- 7	28	230	270	270	28	28	

TOTALS	RPI 1-25	RPI 26-50	W-L RECORDS	RPI 51-100	RPI 101-150	RPI 150+				
2- 14	0- 0	0- 3	OVERALL	0- 4	0- 1	2- 6				
2- 5	0- 0	0- 1	HOME	0- 1	0- 1	2- 2				
0- 9	0- 0	0- 2	AWAY	0- 3	0- 0	0- 4				
0- 0	0- 0	0- 0	NEUTRAL	0- 0	0- 0	0- 0				
0- 11	0- 0	0- 3	NON-CONFERENCE	0- 4	0- 1	0- 3				
0- 4	0- 0	0- 1	HOME	0- 1	0- 1	0- 1				
0- 7	0- 0	0- 2	AWAY	0- 3	0- 0	0- 2				
0- 0	0- 0	0- 0	NEUTRAL	0- 0	0- 0	0- 0				
2- 3	0- 0	0- 0	CONFERENCE	0- 0	0- 0	2- 3				
2- 1	0- 0	0- 0	HOME	0- 0	0- 0	2- 1				
0- 2	0- 0	0- 0	AWAY	0- 0	0- 0	0- 2				
0- 0	0- 0	0- 0	NEUTRAL	0- 0	0- 0	0- 0				

RPI 1-25				RPI 26-50				RPI 51-100				RPI 101+				Team's RPI: 303	
RPI	S	Opponent	Score	RPI	S	Opponent	Score	RPI	S	Opponent	Score	RPI	S	Opponent	Score		
				37	A	West Virginia	52 102	70	A	Duquesne	58 83	129	H	Yale	62 75		
				45	A	Virginia	59 103	83	A	Penn St.	66 83	237	A	Stony Brook	55 60		
				46	H	Albany (NY)	60 72	96	H	Brown	55 78	251	H	Morgan St.	41 61		
								100	A	Hartford	52 68	263	H	Mt. St. Mary's	56 68		
												266	H	Sacred Heart	69 59		
												285	A	Bryant	50 66		
												292	A	Fairleigh Dickinson	49 78		
												316	H	Wagner	59 56		
												317	A	Vermont	48 62		
LAST 12 Division I GAMES:																	
				292	A	Fairleigh Dickinson	49 78	237	A	Stony Brook	55 60						
				266	H	Sacred Heart	69 59	129	H	Yale	62 75						
				285	A	Bryant	50 66	100	A	Hartford	52 68						
				316	H	Wagner	59 56	70	A	Duquesne	58 83						
				263	H	Mt. St. Mary's	56 68	251	H	Morgan St.	41 61						
				317	A	Vermont	48 62	46	H	Albany (NY)	60 72						

Non-Div I Games:

Central Conn. St.

Average RPI Win: 152

Average RPI Loss: 55

WON-LOST
RECORDWINNING
PCT. RANKLAST 10
GAMESSTRENGTH OF
SCHEDULEOPP. STRENGTH
OF SCHEDULETEAM
RPIADJ.
RPICONF.
RPIADJ CONF.
RPIDIV. I ONLY
DIV. I NON-CONF.13- 3
7- 326
748- 2
3- 282
18569
6640
8840
887
87
8

TOTALS

RPI 1-25

RPI 26-50

W-L RECORDS

RPI 51-100

RPI 101-150

RPI 150+

13- 3

0- 0

1- 2

OVERALL

1- 1

6- 0

5- 0

5- 2

0- 0

0- 2

HOME

1- 0

3- 0

1- 0

6- 1

0- 0

1- 0

AWAY

0- 1

3- 0

2- 0

2- 0

0- 0

0- 0

NEUTRAL

0- 0

0- 0

2- 0

7- 3

0- 0

0- 2

NON-CONFERENCE

0- 1

2- 0

5- 0

2- 2

0- 0

0- 2

HOME

0- 0

1- 0

1- 0

3- 1

0- 0

0- 0

AWAY

0- 1

1- 0

2- 0

2- 0

0- 0

0- 0

NEUTRAL

0- 0

0- 0

2- 0

6- 0

0- 0

1- 0

CONFERENCE

1- 0

4- 0

0- 0

3- 0

0- 0

0- 0

HOME

1- 0

2- 0

0- 0

3- 0

0- 0

1- 0

AWAY

0- 0

2- 0

0- 0

0- 0

0- 0

0- 0

NEUTRAL

0- 0

0- 0

0- 0

RPI 1-25

RPI 26-50

Team's RPI: 40

RPI 51-100

RPI 101+

RPI S Opponent Score

RPI S Opponent Score

39 A Ball St. 69 65

44 H Purdue 69 79

50 H Qui nni pi ac 70 84

RPI S Opponent Score

70 A Duquesne 61 64

84 H Ohio 82 58

RPI S Opponent Score

113 A Northern Ill. 81 78

121 A Mi ami (OH) 84 66

124 H Vanderbi l t 92 75

125 H Bowling Green 90 54

126 H Kent St. 88 84

150 A Oakl and 103 85

153 N Iowa St. 81 60

156 A SIUE 94 56

227 H Col. of Charleston 79 58

256 N San Diego St. 85 76

301 A Indiana St. 77 67

LAST 12 Division I GAMES:

113 A Northern Ill. 81 78

126 H Kent St. 88 84

125 H Bowling Green 90 54

121 A Mi ami (OH) 84 66

84 H Ohio 82 58

39 A Ball St. 69 65

50 H Qui nni pi ac 70 84

70 A Duquesne 61 64

301 A Indiana St. 77 67

156 A SIUE 94 56

150 A Oakl and 103 85

153 N Iowa St. 81 60

Non-Div I Games:

Aquinas

96 47

Central Mich.

Average RPI Win:	321	WON-LOST	WINNING	LAST 10	STRENGTH OF	OPP. STRENGTH	TEAM	ADJ.	CONF.	ADJ CONF.
Average RPI Loss:	198	RECORD	PCT. RANK	GAMES	SCHEDULE	OF SCHEDULE	RPI	RPI	RPI	RPI

DIV. I ONLY	4- 9	274	3- 6	338	335	334	334	28	28
DIV. I NON-CONF.	2- 6	280	1- 5	326	291	329	329	29	29
TOTALS	RPI 1-25	RPI 26-50	W-L RECORDS	RPI 51-100	RPI 101-150	RPI 150+			
4- 9	0- 0	0- 0	OVERALL	0- 2	0- 2	4- 5			
3- 3	0- 0	0- 0	HOME	0- 0	0- 0	3- 3			
1- 5	0- 0	0- 0	AWAY	0- 0	0- 0	1- 1			
0- 1	0- 0	0- 0	NEUTRAL	0- 1	0- 0	0- 0			
2- 6	0- 0	0- 0	NON-CONFERENCE	0- 2	0- 1	2- 3			
1- 2	0- 0	0- 0	HOME	0- 0	0- 0	1- 2			
1- 3	0- 0	0- 0	AWAY	0- 1	0- 1	1- 1			
0- 1	0- 0	0- 0	NEUTRAL	0- 1	0- 0	0- 0			
2- 3	0- 0	0- 0	CONFERENCE	0- 0	0- 1	2- 2			
2- 1	0- 0	0- 0	HOME	0- 0	0- 0	2- 1			
0- 2	0- 0	0- 0	AWAY	0- 0	0- 1	0- 1			
0- 0	0- 0	0- 0	NEUTRAL	0- 0	0- 0	0- 0			

RPI S Opponent	Score	RPI S Opponent	Score	RPI S Opponent	Score	RPI S Opponent	Score	Team's RPI: 334
63 A Georgi a Tech	51 78	100 N Hartford	43 62	123 A Cl emson	30 66	145 A Li berty	53 63	
				214 H Radford	56 61	246 H Li pscomb	54 58	
				269 A Campbel l	49 58	276 A Wofford	68 45	
				286 A FIU	70 77	315 H Coppi n St.	72 58	
				340 H South Carolina St.	58 60	343 H Wi nthrop	81 45	
				348 H Longwood	73 57	348 H Longwood	73 57	
LAST 12 Division I GAMES:								
343 H Wi nthrop	81 45	63 A Georgi a Tech	51 78	340 H South Carolina St.	58 60	123 A Cl emson	30 66	
214 H Radford	56 61	286 A FIU	70 77	100 N Hartford	43 62	315 H Coppi n St.	72 58	
269 A Campbel l	49 58							
145 A Li berty	53 63							
348 H Longwood	73 57							
276 A Wofford	68 45							

Non-Div I Games: Erskine 79 43 Southern Wesleyan 94 56

Charleston So.

Average RPI Win:	251	WON-LOST	WINNING	LAST 10	STRENGTH OF	OPP. STRENGTH	TEAM	ADJ.	CONF.	ADJ CONF.
Average RPI Loss:	115	RECORD	PCT. RANK	GAMES	SCHEDULE	OF SCHEDULE	RPI	RPI	RPI	RPI
DIV. I ONLY	6- 11	253	4- 6	89	184	195	195	18	18	
DIV. I NON-CONF.	4- 9	249	2- 6	64	150	199	199	19	19	

TOTALS	RPI 1-25	RPI 26-50	W-L RECORDS	RPI 51-100	RPI 101-150	RPI 150+				
6- 11	0- 1	0- 2	OVERALL	1- 2	0- 2	5- 4				
4- 2	0- 1	0- 0	HOME	1- 1	0- 0	3- 0				
2- 7	0- 0	0- 0	AWAY	0- 1	0- 2	2- 4				
0- 2	0- 0	0- 2	NEUTRAL	0- 0	0- 0	0- 0				
4- 9	0- 1	0- 2	NON-CONFERENCE	1- 2	0- 1	3- 3				
3- 2	0- 1	0- 0	HOME	1- 1	0- 0	2- 0				
1- 5	0- 0	0- 0	AWAY	0- 1	0- 1	1- 3				
0- 2	0- 0	0- 2	NEUTRAL	0- 0	0- 0	0- 0				
2- 2	0- 0	0- 0	CONFERENCE	0- 0	0- 1	2- 1				
1- 0	0- 0	0- 0	HOME	0- 0	0- 0	1- 0				
1- 2	0- 0	0- 0	AWAY	0- 0	0- 1	1- 1				
0- 0	0- 0	0- 0	NEUTRAL	0- 0	0- 0	0- 0				

RPI	S	Opponent	Score	RPI	S	Opponent	Score	RPI	S	Opponent	Score	RPI	S	Opponent	Score	Team's RPI: 195
10	H	Rutgers	54 77	31	N	Iowa	64 77	66	A	Arkansas	72 73	102	A	Wake Forest	69 71	
				36	N	South Dakota St.	70 71	69	H	Mercer	74 90	140	A	UTEP	58 67	
								70	H	Duquesne	75 72	155	A	Davi dson	66 68	
												188	A	Wi sconsi n	66 80	
												205	H	Southern Mi ss.	66 56	
												213	A	North Texas	68 73	
												253	A	East Caroli na	55 58	
												255	A	UNC Ashevi lle	51 47	
												315	H	Coppin St.	78 49	
												320	A	Ol d Domini on	63 60	
												340	H	South Caroli na St.	64 49	

LAST 12 Division I GAMES:																
213	A	North Texas	68 73	155	A	Davi dson	66 68	102	A	Wake Forest	69 71	66	A	Arkansas	72 73	
140	A	UTEP	58 67	315	H	Coppin St.	78 49	253	A	East Caroli na	55 58	36	N	South Dakota St.	70 71	
320	A	Ol d Domini on	63 60													
205	H	Southern Mi ss.	66 56													
69	H	Mercer	74 90													
340	H	South Caroli na St.	64 49													

Non-Div I Games:

Charlotte

Average RPI Win:	181	WON-LOST	WINNING	LAST 10	STRENGTH OF	OPP. STRENGTH	TEAM	ADJ.	CONF.	ADJ CONF.
Average RPI Loss:	81	RECORD	PCT. RANK	GAMES	SCHEDULE	OF SCHEDULE	RPI	RPI	RPI	RPI
DIV. I ONLY	11- 6	89	7- 3	124	59	90	90	17	17	
DIV. I NON-CONF.	9- 5	99	7- 2	65	31	64	64	15	15	

TOTALS	RPI 1-25	RPI 26-50	W-L RECORDS	RPI 51-100	RPI 101-150	RPI 150+				
11- 6	0- 1	1- 1	OVERALL	1- 2	1- 1	8- 1				
6- 2	0- 0	1- 0	HOME	0- 2	0- 0	5- 0				
2- 3	0- 1	0- 0	AWAY	1- 0	0- 1	1- 1				
3- 1	0- 0	0- 1	NEUTRAL	0- 0	1- 0	2- 0				
9- 5	0- 1	1- 1	NON-CONFERENCE	1- 2	1- 0	6- 1				
4- 2	0- 0	1- 0	HOME	0- 2	0- 0	3- 0				
2- 2	0- 1	0- 0	AWAY	1- 0	0- 0	1- 1				
3- 1	0- 0	0- 1	NEUTRAL	0- 0	1- 0	2- 0				
2- 1	0- 0	0- 0	CONFERENCE	0- 0	0- 1	2- 0				
2- 0	0- 0	0- 0	HOME	0- 0	0- 0	2- 0				
0- 1	0- 0	0- 0	AWAY	0- 0	0- 1	0- 0				
0- 0	0- 0	0- 0	NEUTRAL	0- 0	0- 0	0- 0				

RPI 1-25				RPI 26-50				RPI 51-100 Team's RPI: 90				RPI 101+			
RPI	S	Opponent	Score	RPI	S	Opponent	Score	RPI	S	Opponent	Score	RPI	S	Opponent	Score
12	A	Green Bay	30 60	41	H	FGCU	68 61	54	H	Virginia Tech	44 64	108	N	Auburn	50 41
				47	N	Princeton	49 59	55	H	UCF	57 58	146	A	ETSU	58 65
								78	A	Indiana	64 61	158	N	Georgetown	54 41
												161	N	Northwestern	61 44
												163	H	Hampton	64 52
												172	A	Stetson	67 78
												212	A	Florida	65 60
												240	H	UNCG	49 42
												247	H	Presbyterian	71 51
												252	H	UT Martin	87 82
												326	H	Western Caro.	47 32
LAST 12 Division I GAMES:															
146	A	ETSU	58 65	41	H	FGCU	68 61	54	H	Virginia Tech	44 64	252	H	UT Martin	87 82
326	H	Western Caro.	47 32					108	N	Auburn	50 41	158	N	Georgetown	54 41
240	H	UNCG	49 42					161	N	Northwestern	61 44				
163	H	Hampton	64 52												
47	N	Princeton	49 59												
212	A	Florida	65 60												

Non-Div I Games:

Chattanooga

Average RPI Win:	0	WON-LOST	WINNING	LAST 10	STRENGTH OF	OPP. STRENGTH	TEAM	ADJ.	CONF.	ADJ CONF.
Average RPI Loss:	183	RECORD	PCT. RANK	GAMES	SCHEDULE	OF SCHEDULE	RPI	RPI	RPI	RPI
DIV. I ONLY	0- 18	345	0- 10	163	327	336	336	30	30	
DIV. I NON-CONF.	0- 15	337	0- 9	137	310	331	331	30	30	

TOTALS	RPI 1-25	RPI 26-50	W-L RECORDS	RPI 51-100	RPI 101-150	RPI 150+				
0- 18	0- 0	0- 0	OVERALL	0- 3	0- 3	0- 12				
0- 9	0- 0	0- 0	HOME	0- 1	0- 2	0- 6				
0- 8	0- 0	0- 0	AWAY	0- 2	0- 1	0- 5				
0- 1	0- 0	0- 0	NEUTRAL	0- 0	0- 0	0- 1				
0- 15	0- 0	0- 0	NON-CONFERENCE	0- 3	0- 3	0- 9				
0- 7	0- 0	0- 0	HOME	0- 1	0- 2	0- 4				
0- 7	0- 0	0- 0	AWAY	0- 2	0- 1	0- 4				
0- 1	0- 0	0- 0	NEUTRAL	0- 0	0- 0	0- 1				
0- 3	0- 0	0- 0	CONFERENCE	0- 0	0- 0	0- 3				
0- 2	0- 0	0- 0	HOME	0- 0	0- 0	0- 2				
0- 1	0- 0	0- 0	AWAY	0- 0	0- 0	0- 1				
0- 0	0- 0	0- 0	NEUTRAL	0- 0	0- 0	0- 0				

RPI 1-25				RPI 26-50				RPI 51-100				RPI 101+				Team's RPI: 336
RPI	S	Opponent	Score	RPI	S	Opponent	Score	RPI	S	Opponent	Score	RPI	S	Opponent	Score	
								68	A	Kansas St.	51 99	113	H	Northern Ill.	59 80	
								86	A	Wright St.	39 84	114	A	Western Ill.	54 71	
								89	H	Milwaukee	59 84	114	H	Western Ill.	45 83	
												154	A	Illinois	56 66	
												161	H	Northwestern	36 63	
												171	A	Pittsburgh	49 87	
												176	A	Wichita St.	63 66	
												199	N	Oral Roberts	43 73	
												218	H	Morehead St.	40 79	
												220	H	Seattle U	56 63	
												250	A	Valparaiso	60 71	
												254	A	New Mexico St.	59 74	
												284	H	Loyola Chicago	28 46	
												305	H	Utah Valley	30 68	
												313	H	Jackson St.	69 87	
LAST 12 Division I GAMES:																
305	H	Utah Valley	30 68	199	N	Oral Roberts	43 73									
220	H	Seattle U	56 63	176	A	Wichita St.	63 66									
254	A	New Mexico St.	59 74	250	A	Valparaiso	60 71									
171	A	Pittsburgh	49 87	86	A	Wright St.	39 84									
89	H	Milwaukee	59 84	284	H	Loyola Chicago	28 46									
68	A	Kansas St.	51 99	114	A	Western Ill.	54 71									

Non-Div I Games:

Chicago St.

Average RPI Win:	207	WON-LOST	WINNING	LAST 10	STRENGTH OF	OPP. STRENGTH	TEAM	ADJ.	CONF.	ADJ CONF.
Average RPI Loss:	114	RECORD	PCT. RANK	GAMES	SCHEDULE	OF SCHEDULE	RPI	RPI	RPI	RPI
DIV. I ONLY	10- 7	119	6- 4	189	101	149	149	8	8	
DIV. I NON-CONF.	7- 5	132	4- 3	279	102	224	224	7	7	

TOTALS	RPI 1-25	RPI 26-50	W-L RECORDS	RPI 51-100	RPI 101-150	RPI 150+				
10- 7	0- 2	1- 0	OVERALL	0- 0	2- 3	7- 2				
7- 4	0- 2	0- 0	HOME	0- 0	2- 1	5- 1				
3- 3	0- 0	1- 0	AWAY	0- 0	0- 2	2- 1				
0- 0	0- 0	0- 0	NEUTRAL	0- 0	0- 0	0- 0				
7- 5	0- 1	0- 0	NON-CONFERENCE	0- 0	2- 3	5- 1				
6- 3	0- 1	0- 0	HOME	0- 0	2- 1	4- 1				
1- 2	0- 0	0- 0	AWAY	0- 0	0- 2	1- 0				
0- 0	0- 0	0- 0	NEUTRAL	0- 0	0- 0	0- 0				
3- 2	0- 1	1- 0	CONFERENCE	0- 0	0- 0	2- 1				
1- 1	0- 1	0- 0	HOME	0- 0	0- 0	1- 0				
2- 1	0- 0	1- 0	AWAY	0- 0	0- 0	1- 1				
0- 0	0- 0	0- 0	NEUTRAL	0- 0	0- 0	0- 0				

RPI 1-25				RPI 26-50				RPI 51-100				RPI 101+ Team's RPI: 149			
RPI	S	Opponent	Score	RPI	S	Opponent	Score	RPI	S	Opponent	Score	RPI	S	Opponent	Score
7	H	Ohio St.	76 87	42	A	Houston	88 82					121	H	Miami (OH)	73 62
22	H	South Fla.	46 69									125	H	Bowling Green	75 51
												137	A	Xavier	50 53
												141	H	Saint Francis (PA)	73 77
												146	A	ETSU	77 87
												167	H	Temple	80 72
												171	H	Pittsburgh	46 66
												177	A	Tulsa	51 64
												209	H	Southeast Mo. St.	65 52
												233	H	Howard	87 53
												253	A	East Carolina	66 54
												297	H	Eastern Ky.	64 53
												298	H	Southeastern La.	82 43
												320	A	Old Dominion	54 33

LAST 12 Division I GAMES:															
167	H	Temple	80 72	7	H	Ohio St.	76 87	233	H	Howard	87 53				
42	A	Houston	88 82	137	A	Xavier	50 53	320	A	Old Dominion	54 33				
177	A	Tulsa	51 64	209	H	Southeast Mo. St.	65 52	141	H	Saint Francis (PA)	73 77				
22	H	South Fla.	46 69												
253	A	East Carolina	66 54												
125	H	Bowling Green	75 51												

Non-Div I Games: Slippery Rock 85 52

Cincinnati

C
l
e
m
s
o
n

Clemson				Through Games Of Jan. 17, 2018											
Average RPI Win:		246	WON-LOST RECORD	WINNING PCT. RANK	LAST 10 GAMES	STRENGTH OF SCHEDULE	OPP. STRENGTH OF SCHEDULE	TEAM RPI	ADJ. RPI	CONF. RPI	ADJ CONF. RPI				
Average RPI Loss:		53													
DIV. I ONLY			10- 8	146	4- 6	112	123	123	123	1	1				
DIV. I NON-CONF.			10- 3	51	6- 1	239	272	116	116	1	1				

TOTALS		RPI 1-25	RPI 26-50		W-L RECORDS		RPI 51-100	RPI 101-150	RPI 150+						
10- 8		0- 2	0- 2		OVERALL		1- 3	1- 1	8- 0						
6- 3		0- 2	0- 0		HOME		0- 1	1- 0	5- 0						
3- 3		0- 0	0- 1		AWAY		1- 2	0- 0	2- 0						
1- 2		0- 0	0- 1		NEUTRAL		0- 0	0- 1	1- 0						
10- 3		0- 1	0- 1		NON-CONFERENCE		1- 0	1- 1	8- 0						
6- 1		0- 1	0- 0		HOME		0- 0	1- 0	5- 0						
3- 0		0- 0	0- 0		AWAY		1- 0	0- 0	2- 0						
1- 2		0- 0	0- 1		NEUTRAL		0- 0	0- 1	1- 0						
0- 5		0- 1	0- 1		CONFERENCE		0- 3	0- 0	0- 0						
0- 2		0- 1	0- 0		HOME		0- 1	0- 0	0- 0						
0- 3		0- 0	0- 1		AWAY		0- 2	0- 0	0- 0						
0- 0		0- 0	0- 0		NEUTRAL		0- 0	0- 0	0- 0						

RPI 1-25				RPI 26-50				RPI 51-100				RPI 101+ Team's RPI: 123			
RPI	S	Opponent	Score	RPI	S	Opponent	Score	RPI	S	Opponent	Score	RPI	S	Opponent	Score
6	H	Florida St.	47 69	27	N	Buffalo	41 61	63	A	Georgia Tech	33 66	112	N	Central Ark.	47 53
13	H	South Carolina	36 66	45	A	Virginia	41 70	72	A	Nebraska	67 66	148	H	Jacksonville St.	53 45
								77	H	Miami (FL)	60 72	168	A	Louisiana Tech	55 47
								80	A	North Carolina	52 59	258	H	Monmouth	57 54
												275	H	Kennesaw St.	41 28
												286	A	FIU	67 65
												287	N	Detroit Mercy	72 44
												290	H	Prairie View	64 58
												334	H	Charleston So.	66 30
												340	H	South Carolina St.	56 48

LAST 12 Division I GAMES:															
77	H	Miami (FL)	60 72	112	N	Central Ark.	47 53	148	H	Jacksonville St.	53 45	290	H	Prairie View	64 58
80	A	North Carolina	52 59	168	A	Louisiana Tech	55 47	334	H	Charleston So.	66 30	72	A	Nebraska	67 66
45	A	Virginia	41 70	63	A	Georgia Tech	33 66								
6	H	Florida St.	47 69	286	A	FIU	67 65								

C
l
e
m
s
o
n

Non-Div I Games:

Clemson

Average RPI	Win: 227	WON-LOST RECORD	WINNING PCT. RANK	LAST 10 GAMES	STRENGTH OF SCHEDULE	OPP. STRENGTH OF SCHEDULE	TEAM RPI	ADJ. RPI	CONF. RPI	ADJ. CONF. RPI
Average RPI	Loss: 66									
DIV. I ONLY	12- 6	84	6- 4	165	170	105	105	11	11	
DIV. I NON-CONF.	8- 3	65	4- 1	184	160	84	84	10	10	

TOTALS	RPI 1-25	RPI 26-50	W-L RECORDS	RPI 51-100	RPI 101-150	RPI 150+				
12- 6	0- 1	0- 1	OVERALL	1- 3	2- 1	9- 0				
7- 2	0- 0	0- 1	HOME	1- 1	1- 0	5- 0				
4- 3	0- 1	0- 0	AWAY	0- 2	0- 0	4- 0				
1- 1	0- 0	0- 0	NEUTRAL	0- 0	1- 1	0- 0				
8- 3	0- 0	0- 1	NON-CONFERENCE	1- 1	1- 1	6- 0				
4- 1	0- 0	0- 1	HOME	1- 0	0- 0	3- 0				
3- 1	0- 0	0- 0	AWAY	0- 1	0- 0	3- 0				
1- 1	0- 0	0- 0	NEUTRAL	0- 0	1- 1	0- 0				
4- 3	0- 1	0- 0	CONFERENCE	0- 2	1- 0	3- 0				
3- 1	0- 0	0- 0	HOME	0- 1	1- 0	2- 0				
1- 2	0- 1	0- 0	AWAY	0- 1	0- 0	1- 0				
0- 0	0- 0	0- 0	NEUTRAL	0- 0	0- 0	0- 0				

RPI 1-25				RPI 26-50				RPI 51-100				RPI 101+				Team's RPI: 105
RPI	S	Opponent	Score	RPI	S	Opponent	Score	RPI	S	Opponent	Score	RPI	S	Opponent	Score	
12	A	Green Bay	43 69	39	H	Ball St.	64 76	53	A	Toledo	56 65	115	N	Saint Louis	64 80	
								84	H	Ohio	71 64	135	N	Louisiana	54 45	
								88	H	IUPUI	64 77	150	H	Oakland	70 62	
								89	A	Milwaukee	72 79	180	A	Bradley	67 65	
												187	A	Niagara	70 61	
												208	H	Eastern Mich.	77 65	
												245	A	Illinois St.	56 47	
												267	A	Northern Ky.	70 65	
												287	H	Detroit Mercy	75 50	
												321	H	Marshall	85 76	
												327	H	Ill. - Chicago	70 67	
												337	H	Eastern Ill.	77 69	
LAST 12 Division I GAMES:																
267	A	Northern Ky.	70 65	150	H	Oakland	70 62									
12	A	Green Bay	43 69	180	A	Bradley	67 65									
89	A	Milwaukee	72 79	245	A	Illinois St.	56 47									
327	H	Ill. - Chicago	70 67	53	A	Toledo	56 65									
88	H	IUPUI	64 77	84	H	Ohio	71 64									
287	H	Detroit Mercy	75 50	187	A	Niagara	70 61									

Non-Div I Games:

Cleveland St.

Average RPI Win:	264	WON-LOST	WINNING	LAST 10	STRENGTH OF	OPP. STRENGTH	TEAM	ADJ.	CONF.	ADJ CONF.
Average RPI Loss:	177	RECORD	PCT. RANK	GAMES	SCHEDULE	OF SCHEDULE	RPI	RPI	RPI	RPI
DIV. I ONLY	8- 7	152	7- 3	327	232	283	283	23	23	
DIV. I NON-CONF.	4- 5	202	3- 3	294	227	296	296	23	23	

TOTALS	RPI 1-25	RPI 26-50	W-L RECORDS	RPI 51-100	RPI 101-150	RPI 150+				
8- 7	0- 1	0- 0	OVERALL	0- 1	1- 1	7- 4				
8- 2	0- 0	0- 0	HOME	0- 0	1- 0	7- 2				
0- 2	0- 0	0- 0	AWAY	0- 0	0- 1	0- 1				
0- 3	0- 1	0- 0	NEUTRAL	0- 1	0- 0	0- 1				
4- 5	0- 1	0- 0	NON-CONFERENCE	0- 1	0- 0	4- 3				
4- 2	0- 0	0- 0	HOME	0- 0	0- 0	4- 2				
0- 0	0- 0	0- 0	AWAY	0- 0	0- 0	0- 0				
0- 3	0- 1	0- 0	NEUTRAL	0- 1	0- 0	0- 1				
4- 2	0- 0	0- 0	CONFERENCE	0- 0	1- 1	3- 1				
4- 0	0- 0	0- 0	HOME	0- 0	1- 0	3- 0				
0- 2	0- 0	0- 0	AWAY	0- 0	0- 1	0- 1				
0- 0	0- 0	0- 0	NEUTRAL	0- 0	0- 0	0- 0				

RPI 1-25				RPI 26-50				RPI 51-100				RPI 101+				Team's RPI: 283
RPI	S	Opponent	Score	RPI	S	Opponent	Score	RPI	S	Opponent	Score	RPI	S	Opponent	Score	
19	N	Syracuse	57 69					72	N	Nebraska	47 55	133	H	Texas St.	65 64	
												135	A	Louisiana	55 59	
												181	H	UT Arlington	89 76	
												213	N	North Texas	34 50	
												227	H	Col. of Charleston	70 72	
												240	H	UNCG	54 60	
												268	H	UNCW	57 41	
												276	H	Wofford	67 51	
												295	H	Fort Wayne	67 58	
												312	H	Georgia St.	64 49	
												322	H	N. C. Central	68 65	
												328	H	Ga. Southern	54 51	
												330	A	La. -Monroe	56 62	

LAST 12 Division I GAMES:																
312	H	Georgia St.	64 49	276	H	Wofford	67 51	19	N	Syracuse	57 69	322	H	N. C. Central	68 65	
328	H	Ga. Southern	54 51	19	N	Syracuse	57 69	295	H	Fort Wayne	67 58	227	H	Col. of Charleston	70 72	
135	A	Louisiana	55 59	322	H	N. C. Central	68 65	72	N	Nebraska	47 55					
330	A	La. -Monroe	56 62	295	H	Fort Wayne	67 58									
133	H	Texas St.	65 64	227	H	Col. of Charleston	70 72									
181	H	UT Arlington	89 76	72	N	Nebraska	47 55									

Non-Div I Games: Lees-McRae 73 47 Allen 93 49

Coastal Caro.

Average RPI Win:	261	WON-LOST	WINNING	LAST 10	STRENGTH OF	OPP. STRENGTH	TEAM	ADJ.	CONF.	ADJ CONF.
Average RPI Loss:	146	RECORD	PCT. RANK	GAMES	SCHEDULE	OF SCHEDULE	RPI	RPI	RPI	RPI
DIV. I ONLY	5- 12	275	3- 7	106	289	227	227	10	10	
DIV. I NON-CONF.	4- 7	226	3- 3	131	248	207	207	11	11	

TOTALS	RPI 1-25	RPI 26-50	W-L RECORDS	RPI 51-100	RPI 101-150	RPI 150+				
5- 12	0- 1	0- 2	OVERALL	0- 1	0- 2	5- 6				
2- 6	0- 0	0- 0	HOME	0- 1	0- 2	2- 3				
3- 6	0- 1	0- 2	AWAY	0- 0	0- 0	3- 3				
0- 0	0- 0	0- 0	NEUTRAL	0- 0	0- 0	0- 0				
4- 7	0- 1	0- 2	NON-CONFERENCE	0- 0	0- 1	4- 3				
2- 3	0- 0	0- 0	HOME	0- 0	0- 1	2- 2				
2- 4	0- 1	0- 2	AWAY	0- 0	0- 0	2- 1				
0- 0	0- 0	0- 0	NEUTRAL	0- 0	0- 0	0- 0				
1- 5	0- 0	0- 0	CONFERENCE	0- 1	0- 1	1- 3				
0- 3	0- 0	0- 0	HOME	0- 1	0- 1	0- 1				
1- 2	0- 0	0- 0	AWAY	0- 0	0- 0	1- 2				
0- 0	0- 0	0- 0	NEUTRAL	0- 0	0- 0	0- 0				

RPI 1-25				RPI 26-50				RPI 51-100				RPI 101+ Team's RPI: 227			
RPI	S	Opponent	Score	RPI	S	Opponent	Score	RPI	S	Opponent	Score	RPI	S	Opponent	Score
13	A	South Carolina	43 69	30	A	Michigan St.	43 107	94	H	Del aware	59 68	102	H	Wake Forest	40 77
				40	A	Central Mich.	58 79					134	H	William & Mary	54 68
												165	A	Furman	58 72
												198	A	Northeastern	37 59
												216	A	Hofstra	60 65
												216	H	Hofstra	60 75
												223	A	North Florida	73 69
												246	H	Lipscomb	85 69
												269	H	Campbell	45 53
												276	H	Wofford	59 51
												279	A	Towson	80 67
												280	H	Appalachian St.	70 76
												283	A	Coastal Caro.	72 70

LAST 12 Division I GAMES:															
216	A	Hofstra	60 65	102	H	Wake Forest	40 77								
198	A	Northeastern	37 59	276	H	Wofford	59 51								
94	H	Del aware	59 68	223	A	North Florida	73 69								
216	H	Hofstra	60 75	13	A	South Carolina	43 69								
279	A	Towson	80 67	283	A	Coastal Caro.	72 70								
134	H	William & Mary	54 68	280	H	Appalachian St.	70 76								

Non-Div I Games:

Col. of Charleston

C
o
l
g
a
t
e

Colgate				Through Games Of Jan. 17, 2018							
Average RPI	Win:	306	WON-LOST	WINNING	LAST 10	STRENGTH OF	OPP. STRENGTH	TEAM	ADJ.	CONF.	ADJ CONF.
Average RPI	Loss:	150	RECORD	PCT. RANK	GAMES	SCHEDULE	OF SCHEDULE	RPI	RPI	RPI	RPI
DIV. I ONLY			4- 14	299	0- 10	143	316	261	261	15	15
DIV. I NON-CONF.			4- 7	226	1- 4	218	322	237	237	18	18

TOTALS		RPI 1-25		RPI 26-50		W-L RECORDS		RPI 51-100	RPI 101-150		RPI 150+
4- 14		0- 2		0- 0		OVERALL		0- 3	0- 1		4- 8
1- 7		0- 0		0- 0		HOME		0- 2	0- 0		1- 5
3- 7		0- 2		0- 0		AWAY		0- 1	0- 1		3- 3
0- 0		0- 0		0- 0		NEUTRAL		0- 0	0- 0		0- 0
4- 7		0- 2		0- 0		NON-CONFERENCE		0- 1	0- 1		4- 3
1- 3		0- 0		0- 0		HOME		0- 1	0- 0		1- 2
3- 4		0- 2		0- 0		AWAY		0- 0	0- 1		3- 1
0- 0		0- 0		0- 0		NEUTRAL		0- 0	0- 0		0- 0
0- 7		0- 0		0- 0		CONFERENCE		0- 2	0- 0		0- 5
0- 4		0- 0		0- 0		HOME		0- 1	0- 0		0- 3
0- 3		0- 0		0- 0		AWAY		0- 1	0- 0		0- 2
0- 0		0- 0		0- 0		NEUTRAL		0- 0	0- 0		0- 0

RPI 1-25				RPI 26-50				RPI 51-100				RPI 101+ Team's RPI: 261			
RPI	S	Opponent	Score	RPI	S	Opponent	Score	RPI	S	Opponent	Score	RPI	S	Opponent	Score
19	A	Syracuse	39 79					67	H	American	55 77	129	A	Yale	56 82
23	A	Arizona St.	54 65					85	A	Navy	54 70	164	H	Lehigh	51 59
								96	H	Brown	73 83	170	H	Boston U.	49 62
												187	H	Niagara	44 81
												201	A	Bucknell	57 77
												206	H	Siena	70 73
												217	H	Holy Cross	64 71
												238	A	Lafayette	48 63
												279	A	Towson	65 61
												282	A	Cornell	74 70
												292	A	Fairleigh Dickinson	51 61
												314	A	Canisius	70 63
												349	H	UMass Lowell	84 64

LAST 12 Division I GAMES:															
164	H	Lehigh	51 59	217	H	Holy Cross	64 71								
201	A	Bucknell	57 77	187	H	Niagara	44 81								
170	H	Boston U.	49 62	96	H	Brown	73 83								
85	A	Navy	54 70	19	A	Syracuse	39 79								
238	A	Lafayette	48 63	349	H	UMass Lowell	84 64								
67	H	American	55 77	206	H	Siena	70 73								

Non-Div I Games:

Colgate

C
o
l
g
a
t
e

Colorado

Through Games Of Jan. 17, 2018

Average RPI Win:	210	WON-LOST	WINNING	LAST 10	STRENGTH OF	OPP. STRENGTH	TEAM	ADJ.	CONF.	ADJ CONF.
Average RPI Loss:	50	RECORD	PCT. RANK	GAMES	SCHEDULE	OF SCHEDULE	RPI	RPI	RPI	RPI
DIV. I ONLY	10- 6	107	4- 5	147	54	111	111	4	4	
DIV. I NON-CONF.	8- 2	45	4- 1	191	176	70	70	3	3	

TOTALS	RPI 1-25	RPI 26-50	W-L RECORDS	RPI 51-100	RPI 101-150	RPI 150+				
10- 6	0- 2	0- 1	OVERALL	1- 3	2- 0	7- 0				
6- 4	0- 2	0- 1	HOME	1- 1	1- 0	4- 0				
4- 2	0- 0	0- 0	AWAY	0- 2	1- 0	3- 0				
0- 0	0- 0	0- 0	NEUTRAL	0- 0	0- 0	0- 0				
8- 2	0- 0	0- 0	NON-CONFERENCE	1- 2	1- 0	6- 0				
5- 1	0- 0	0- 0	HOME	1- 1	1- 0	3- 0				
3- 1	0- 0	0- 0	AWAY	0- 1	0- 0	3- 0				
0- 0	0- 0	0- 0	NEUTRAL	0- 0	0- 0	0- 0				
2- 4	0- 2	0- 1	CONFERENCE	0- 1	1- 0	1- 0				
1- 3	0- 2	0- 1	HOME	0- 0	0- 0	1- 0				
1- 1	0- 0	0- 0	AWAY	0- 1	1- 0	0- 0				
0- 0	0- 0	0- 0	NEUTRAL	0- 0	0- 0	0- 0				

RPI 1-25				RPI 26-50				RPI 51-100				RPI 101+ Team's RPI: 111			
RPI	S	Opponent	Score	RPI	S	Opponent	Score	RPI	S	Opponent	Score	RPI	S	Opponent	Score
11	H	UCLA	55 93	32	H	Southern Cal i forn i a	51 86	52	A	Washington St.	75 89	110	H	George Mason	76 61
23	H	Arizona St.	47 72					77	H	Mi ami (FL)	67 61	136	A	Washi ngton	66 61
								80	A	North Carol i na	80 87	169	A	Samford	71 60
								99	H	Dartmouth	75 81	179	A	Colorado St.	70 67
												222	H	Fla. Atlantic	76 69
												270	H	North Dakota St.	108 59
												288	H	Ari zona	79 60
												309	A	Ai r Force	68 43
												344	H	Mi ssi ssi ppi Val .	85 48

LAST 12 Di vi si on I GAMES:																			
11	H	UCLA	55	93	309	A	Ai r Force	68	43	11	H	UCLA	55	93	309	A	Ai r Force	68	43
32	H	Southern Cal i forn i a	51	86	99	H	Dartmouth	75	81	32	H	Southern Cal i forn i a	51	86	99	H	Dartmouth	75	81
136	A	Washi ngton	66	61	179	A	Colorado St.	70	67	136	A	Washi ngton	66	61	179	A	Colorado St.	70	67
52	A	Washi ngton St.	75	89	270	H	North Dakota St.	108	59	52	A	Washi ngton St.	75	89	270	H	North Dakota St.	108	59
288	H	Ari zona	79	60	110	H	George Mason	76	61	288	H	Ari zona	79	60	110	H	George Mason	76	61
23	H	Arizona St.	47	72	344	H	Mi ssi ssi ppi Val .	85	48	23	H	Arizona St.	47	72	344	H	Mi ssi ssi ppi Val .	85	48

Non-Div I Games: Westminster (MO) 106 47

Colorado

Loss, Non-Conf, S Site, H Home A Away N Neutral

Page 56

Non-Di v I Games: Westminster (MO) 106 47

Colorado

Average RPI Win:	221	WON-LOST	WINNING	LAST 10	STRENGTH OF	OPP. STRENGTH	TEAM	ADJ.	CONF.	ADJ CONF.
Average RPI Loss:	127	RECORD	PCT. RANK	GAMES	SCHEDULE	OF SCHEDULE	RPI	RPI	RPI	RPI
DIV. I ONLY	11- 6	89	7- 3	242	159	179	179	16	16	
DIV. I NON-CONF.	7- 3	74	4- 1	149	157	118	118	17	17	
<hr/>										
TOTALS	RPI 1-25	RPI 26-50	W-L RECORDS	RPI 51-100	RPI 101-150	RPI 150+				
11- 6	0- 0	1- 1	OVERALL	1- 1	1- 1	8- 3				
7- 5	0- 0	0- 1	HOME	1- 1	1- 1	5- 2				
4- 1	0- 0	1- 0	AWAY	0- 0	0- 0	3- 1				
0- 0	0- 0	0- 0	NEUTRAL	0- 0	0- 0	0- 0				
7- 3	0- 0	1- 1	NON-CONFERENCE	1- 0	1- 1	4- 1				
5- 3	0- 0	0- 1	HOME	1- 0	1- 1	3- 1				
2- 0	0- 0	1- 0	AWAY	0- 0	0- 0	1- 0				
0- 0	0- 0	0- 0	NEUTRAL	0- 0	0- 0	0- 0				
4- 3	0- 0	0- 0	CONFERENCE	0- 1	0- 0	4- 2				
2- 2	0- 0	0- 0	HOME	0- 1	0- 0	2- 1				
2- 1	0- 0	0- 0	AWAY	0- 0	0- 0	2- 1				
0- 0	0- 0	0- 0	NEUTRAL	0- 0	0- 0	0- 0				

RPI 1-25				RPI 26-50				RPI 51-100				RPI 101+ Team's RPI: 179			
RPI	S	Opponent	Score	RPI	S	Opponent	Score	RPI	S	Opponent	Score	RPI	S	Opponent	Score
				28	H	Oklahoma	46 78	59	H	Wyoming	49 53	111	H	Colorado	67 70
				38	A	Northern Colo.	55 44	64	H	Gonzaga	65 49	132	H	BYU	56 54
<hr/>															
LAST 12 Division I GAMES:															
				309	A	Air Force	40 39	174	H	Boise St.	58 62				
				59	H	Wyoming	49 53	251	H	Morgan St.	60 44				
				300	H	Utah St.	56 45	290	H	Prairie View	71 59				
				190	A	Fresno St.	45 56	38	A	Northern Colo.	55 44				
				256	A	San Diego St.	65 63	111	H	Colorado	67 70				
				259	H	San Jose St.	63 48	132	H	BYU	56 54				

Non-Div I Games: Eastern N.M. 75 35

Colorado St.

■ Loss,
 ■ Non-Conf, S Site,
 ■ Home
 ■ Away
 N Neutral

Col umbi a					Through Games Of Jan. 17, 2018						
Average RPI	Win:	222	WON-LOST	WINNING	LAST 10	STRENGTH OF	OPP. STRENGTH	TEAM	ADJ.	CONF.	ADJ CONF.
Average RPI	Loss:	104	RECORD	PCT. RANK	GAMES	SCHEDULE	OF SCHEDULE	RPI	RPI	RPI	RPI
DIV. I ONLY			6- 11	253	4- 6	78	156	173	173	9	9
DIV. I NON-CONF.			6- 9	214	4- 6	126	161	177	177	9	9

TOTALS	RPI 1-25			RPI 26-50		W-L RECORDS	RPI 51-100	RPI 101-150		RPI 150+	
6- 11	0- 3			0- 3		OVERALL	0- 0	1- 2		5- 3	
3- 2	0- 0			0- 1		HOME	0- 0	1- 0		2- 1	
3- 6	0- 0			0- 2		AWAY	0- 0	0- 2		3- 2	
0- 3	0- 3			0- 0		NEUTRAL	0- 0	0- 0		0- 0	
6- 9	0- 3			0- 2		NON-CONFERENCE	0- 0	1- 1		5- 3	
3- 2	0- 0			0- 1		HOME	0- 0	1- 0		2- 1	
3- 4	0- 0			0- 1		AWAY	0- 0	0- 1		3- 2	
0- 3	0- 3			0- 0		NEUTRAL	0- 0	0- 0		0- 0	
0- 2	0- 0			0- 1		CONFERENCE	0- 0	0- 1		0- 0	
0- 0	0- 0			0- 0		HOME	0- 0	0- 0		0- 0	
0- 2	0- 0			0- 1		AWAY	0- 0	0- 1		0- 0	
0- 0	0- 0			0- 0		NEUTRAL	0- 0	0- 0		0- 0	

RPI 1-25				RPI 26-50				RPI 51-100				RPI 101+ Team's RPI: 173			
RPI	S	Opponent	Score	RPI	S	Opponent	Score	RPI	S	Opponent	Score	RPI	S	Opponent	Score
3	N	Mississippi St.	54 90	27	H	Buffalo	63 65					118	A	Penn	51 70
12	N	Green Bay	43 61	42	A	Houston	53 77					127	A	Rice	44 67
23	N	Arizona St.	48 72	47	A	Princeton	47 69					141	H	Saint Francis (PA)	94 81
												159	H	Boston College	68 60
												162	A	Providence	73 64
												163	A	Hampton	58 60
												216	H	Hofstra	75 53
												228	H	Richmond	79 85
												317	A	Vermont	73 66
												339	A	UMBC	60 44
												349	A	UMass Lowell	70 77
LAST 12 Division I GAMES:															
118	A	Penn	51 70	27	H	Buffalo	63 65	141	H	Saint Francis (PA)	94 81	339	A	UMBC	60 44
47	A	Princeton	47 69					159	H	Boston College	68 60	23	N	Arizona St.	48 72
163	A	Hampton	58 60					3	N	Mississippi St.	54 90				
127	A	Rice	44 67												
42	A	Houston	53 77												
216	H	Hofstra	75 53												

Non-Div I Games:

Col umbi a

Average RPI Win:	314	WON-LOST	WINNING	LAST 10	STRENGTH OF	OPP. STRENGTH	TEAM	ADJ.	CONF.	ADJ CONF.
Average RPI Loss:	179	RECORD	PCT. RANK	GAMES	SCHEDULE	OF SCHEDULE	RPI	RPI	RPI	RPI
DIV. I ONLY	3- 14	309	2- 8	244	308	315	315	31	31	
DIV. I NON-CONF.	1- 11	331	0- 7	141	241	306	306	31	31	

TOTALS	RPI 1-25	RPI 26-50	W-L RECORDS	RPI 51-100	RPI 101-150	RPI 150+				
3- 14	0- 2	0- 2	OVERALL	0- 0	0- 2	3- 8				
3- 1	0- 0	0- 1	HOME	0- 0	0- 0	3- 0				
0- 11	0- 0	0- 0	AWAY	0- 0	0- 0	0- 2				
0- 2	0- 1	0- 0	NEUTRAL	0- 0	0- 0	0- 1				
1- 11	0- 2	0- 2	NON-CONFERENCE	0- 0	0- 2	1- 5				
1- 1	0- 0	0- 1	HOME	0- 0	0- 0	1- 0				
0- 8	0- 1	0- 1	AWAY	0- 0	0- 2	0- 4				
0- 2	0- 1	0- 0	NEUTRAL	0- 0	0- 0	0- 1				
2- 3	0- 0	0- 0	CONFERENCE	0- 0	0- 0	2- 3				
2- 0	0- 0	0- 0	HOME	0- 0	0- 0	2- 0				
0- 3	0- 0	0- 0	AWAY	0- 0	0- 0	0- 3				
0- 0	0- 0	0- 0	NEUTRAL	0- 0	0- 0	0- 0				

RPI 1-25				RPI 26-50				RPI 51-100				RPI 101+ Team's RPI: 315			
RPI	S	Opponent	Score	RPI	S	Opponent	Score	RPI	S	Opponent	Score	RPI	S	Opponent	Score
14	N	Missouri	50 73	35	H	Maryland	49 113					109	A	Middle Tenn.	39 69
18	A	Baylor	54 100	37	A	West Virginia	43 101					139	A	SFA	59 72
												186	A	Norfolk St.	57 71
												195	A	Charlotte	49 78
												231	N	Manhattan	56 74
												263	H	Mt. St. Mary's	68 54
												264	A	N. C. A&T	63 64
												308	A	VCU	47 62
												320	A	Old Dominion	67 75
												322	A	N. C. Central	52 60
												332	H	Florida A&M	62 56
												334	A	Charleston So.	58 72
												346	H	Savannah St.	66 57

LAST 12 Division I GAMES:															
264	A	N. C. A&T	63 64	308	A	VCU	47 62								
322	A	N. C. Central	52 60	37	A	West Virginia	43 101								
332	H	Florida A&M	62 56	109	A	Middle Tenn.	39 69								
346	H	Savannah St.	66 57	195	A	Charlotte	49 78								
186	A	Norfolk St.	57 71	320	A	Old Dominion	67 75								
35	H	Maryland	49 113	231	N	Manhattan	56 74								

Non-Div I Games:

Coppin St.

Average RPI Win:	311	WON-LOST	WINNING	LAST 10	STRENGTH OF	OPP. STRENGTH	TEAM	ADJ.	CONF.	ADJ CONF.
Average RPI Loss:	158	RECORD	PCT. RANK	GAMES	SCHEDULE	OF SCHEDULE	RPI	RPI	RPI	RPI
DIV. I ONLY	4- 11	286	3- 7	268	296	282	282	9	9	
DIV. I NON-CONF.	4- 9	249	4- 6	317	318	303	303	9	9	

TOTALS	RPI 1-25	RPI 26-50	W-L RECORDS	RPI 51-100	RPI 101-150	RPI 150+				
4- 11	0- 0	0- 1	OVERALL	0- 1	0- 3	4- 6				
1- 5	0- 0	0- 0	HOME	0- 0	0- 2	1- 3				
3- 6	0- 0	0- 1	AWAY	0- 1	0- 1	3- 3				
0- 0	0- 0	0- 0	NEUTRAL	0- 0	0- 0	0- 0				
4- 9	0- 0	0- 0	NON-CONFERENCE	0- 1	0- 2	4- 6				
1- 5	0- 0	0- 0	HOME	0- 0	0- 2	1- 3				
3- 4	0- 0	0- 0	AWAY	0- 1	0- 0	3- 3				
0- 0	0- 0	0- 0	NEUTRAL	0- 0	0- 0	0- 0				
0- 2	0- 0	0- 1	CONFERENCE	0- 0	0- 1	0- 0				
0- 0	0- 0	0- 0	HOME	0- 0	0- 0	0- 0				
0- 2	0- 0	0- 1	AWAY	0- 0	0- 1	0- 0				
0- 0	0- 0	0- 0	NEUTRAL	0- 0	0- 0	0- 0				

RPI	S	Opponent	Score	RPI	S	Opponent	Score	RPI	S	Opponent	Score	RPI	S	Opponent	Score	Team's RPI: 282
47	A	Princeton	54 75	61	A	Drexel	39 61	118	A	Penn	48 68	138	H	Binghamton	58 66	
								150	H	Oakland	77 79	160	A	New Hampshire	45 48	
								164	H	Lehigh	57 62	171	A	Pittsburgh	39 51	
								235	A	Loyola Maryland	63 78	237	H	Stony Brook	48 40	
								238	H	Lafayette	58 59	261	H	Colgate	70 74	
								314	A	Canisius	67 59	345	A	NJIT	61 46	
								349	A	UMass Lowell	71 53					
LAST 12 Division I GAMES:																
47	A	Princeton	54 75	138	H	Binghamton	58 66									
118	A	Penn	48 68	150	H	Oakland	77 79									
345	A	NJIT	61 46	237	H	Stony Brook	48 40									
349	A	UMass Lowell	71 53	238	H	Lafayette	58 59									
160	A	New Hampshire	45 48	314	A	Canisius	67 59									
61	A	Drexel	39 61	164	H	Lehigh	57 62									

Non-Div I Games:

Cornell

C
r
e
i
g
h
t
o
n

Creighton					Through Games Of Jan. 17, 2018						
Average RPI	Win:	127	WON-LOST	WINNING	LAST 10	STRENGTH OF	OPP. STRENGTH	TEAM	ADJ.	CONF.	ADJ CONF.
Average RPI	Loss:	47	RECORD	PCT. RANK	GAMES	SCHEDULE	OF SCHEDULE	RPI	RPI	RPI	RPI
DIV. I ONLY	10- 7	119	6- 4	20	9	56	56	6	6		
DIV. I NON-CONF.	6- 4	122	3- 2	27	20	48	48	5	5		

TOTALS	RPI 1-25		RPI 26-50		W-L RECORDS	RPI 51-100		RPI 101-150		RPI 150+	
10- 7	1- 3		1- 2		OVERALL	2- 1		1- 1		5- 0	
6- 3	1- 2		1- 1		HOME	0- 0		0- 0		4- 0	
4- 2	0- 0		0- 1		AWAY	2- 1		1- 0		1- 0	
0- 2	0- 1		0- 0		NEUTRAL	0- 0		0- 1		0- 0	
6- 4	0- 2		1- 0		NON-CONFERENCE	1- 1		1- 1		3- 0	
3- 1	0- 1		1- 0		HOME	0- 0		0- 0		2- 0	
3- 1	0- 0		0- 0		AWAY	1- 1		1- 0		1- 0	
0- 2	0- 1		0- 0		NEUTRAL	0- 0		0- 1		0- 0	
4- 3	1- 1		0- 2		CONFERENCE	1- 0		0- 0		2- 0	
3- 2	1- 1		0- 1		HOME	0- 0		0- 0		2- 0	
1- 1	0- 0		0- 1		AWAY	1- 0		0- 0		0- 0	
0- 0	0- 0		0- 0		NEUTRAL	0- 0		0- 0		0- 0	

RPI 1-25				RPI 26-50				Team's RPI: 56		RPI 101+	
RPI	S	Opponent	Score	RPI	S	Opponent	Score	RPI	S	Opponent	Score
6	H	Florida St.	82 92	29	H	DePaul	54 82	72	A	Nebraska	64 49
11	N	UCLA	63 72	34	A	St. John's (NY)	65 72	95	A	South Dakota	68 73
16	H	Marquette	77 92	36	H	South Dakota St.	72 65	97	A	Seton Hall	68 51
20	H	Villanova	69 54								

RPI 101+											
128	A	Drake	108 100	136	N	Washington	64 67	158	H	Georgetown	69 58
162	H	Providence	73 56	176	H	Wichita St.	66 61	194	H	UNI	89 78
225	A	Omaha	72 51								

LAST 12 Division I GAMES:											
162	H	Providence	73 56	20	H	Villanova	69 54	6	H	Florida St.	82 92
29	H	DePaul	54 82	36	H	South Dakota St.	72 65	225	A	Omaha	72 51
16	H	Marquette	77 92	97	A	Seton Hall	68 51	128	A	Drake	108 100
34	A	St. John's (NY)	65 72	11	N	UCLA	63 72				
158	H	Georgetown	69 58								

C
r
e
i
g
h
t
o
n

Non-Div I Games:

Creighton

Average RPI	Win: 213	WON-LOST	WINNING	LAST 10	STRENGTH OF	OPP. STRENGTH	TEAM	ADJ.	CONF.	ADJ CONF.
Average RPI	Loss: 96	RECORD	PCT. RANK	GAMES	SCHEDULE	OF SCHEDULE	RPI	RPI	RPI	RPI
DIV. I ONLY	9- 5	95	5- 5	159	171	99	99	9	9	
DIV. I NON-CONF.	8- 5	112	6- 5	187	191	114	114	9	9	

TOTALS	RPI 1-25	RPI 26-50	W-L RECORDS	RPI 51-100	RPI 101-150	RPI 150+				
9- 5	0- 1	0- 1	OVERALL	0- 1	2- 1	7- 1				
6- 1	0- 0	0- 0	HOME	0- 1	1- 0	5- 0				
3- 4	0- 1	0- 1	AWAY	0- 0	1- 1	2- 1				
0- 0	0- 0	0- 0	NEUTRAL	0- 0	0- 0	0- 0				
8- 5	0- 1	0- 1	NON-CONFERENCE	0- 1	1- 1	7- 1				
5- 1	0- 0	0- 0	HOME	0- 1	0- 0	5- 0				
3- 4	0- 1	0- 1	AWAY	0- 0	1- 1	2- 1				
0- 0	0- 0	0- 0	NEUTRAL	0- 0	0- 0	0- 0				
1- 0	0- 0	0- 0	CONFERENCE	0- 0	1- 0	0- 0				
1- 0	0- 0	0- 0	HOME	0- 0	1- 0	0- 0				
0- 0	0- 0	0- 0	AWAY	0- 0	0- 0	0- 0				
0- 0	0- 0	0- 0	NEUTRAL	0- 0	0- 0	0- 0				

RPI	S	Opponent	Score	RPI	S	Opponent	Score	RPI	S	Opponent	Score	RPI	S	Opponent	Score
7	A	Ohio St.	70 103	46	A	Albany (NY)	61 76	98	H	Maine	51 64	101	H	Harvard	63 56
												111	A	Colorado	81 75
												138	A	Binghamton	64 80
												159	H	Boston College	68 57
												160	H	New Hampshire	57 49
												184	A	Marist	60 51
												192	A	Army West Point	56 71
												217	A	Holy Cross	76 74
												317	H	Vermont	66 56
												325	H	Rhode Island	70 54
												345	H	NJIT	81 50

LAST 12 Division I GAMES:															
101	H	Harvard	63 56	98	H	Maine	51 64	160	H	New Hampshire	57 49				
138	A	Binghamton	64 80	184	A	Marist	60 51	192	A	Army West Point	56 71				
46	A	Albany (NY)	61 76	345	H	NJIT	81 50	325	H	Rhode Island	70 54				
217	A	Holy Cross	76 74												
7	A	Ohio St.	70 103												
111	A	Colorado	81 75												

Non-Div I Games:

Dartmouth

Average RPI	Win:	245	WON-LOST	WINNING	LAST 10	STRENGTH OF	OPP. STRENGTH	TEAM	ADJ.	CONF.	ADJ CONF.
Average RPI	Loss:	92	RECORD	PCT. RANK	GAMES	SCHEDULE	OF SCHEDULE	RPI	RPI	RPI	RPI
DIV. I ONLY		7- 12		247	4- 6	63	182	155	155	13	13
DIV. I NON-CONF.		5- 8		220	2- 4	58	195	139	139	13	13

TOTALS	RPI 1-25		RPI 26-50		W-L RECORDS	RPI 51-100		RPI 101-150		RPI 150+	
7- 12	0- 0		0- 2		OVERALL	0- 6		1- 2		6- 2	
3- 5	0- 0		0- 1		HOME	0- 3		0- 0		3- 1	
4- 7	0- 0		0- 1		AWAY	0- 3		1- 2		3- 1	
0- 0	0- 0		0- 0		NEUTRAL	0- 0		0- 0		0- 0	
5- 8	0- 0		0- 2		NON-CONFERENCE	0- 3		1- 1		4- 2	
2- 3	0- 0		0- 1		HOME	0- 1		0- 0		2- 1	
3- 5	0- 0		0- 1		AWAY	0- 2		1- 1		2- 1	
0- 0	0- 0		0- 0		NEUTRAL	0- 0		0- 0		0- 0	
2- 4	0- 0		0- 0		CONFERENCE	0- 3		0- 1		2- 0	
1- 2	0- 0		0- 0		HOME	0- 2		0- 0		1- 0	
1- 2	0- 0		0- 0		AWAY	0- 1		0- 1		1- 0	
0- 0	0- 0		0- 0		NEUTRAL	0- 0		0- 0		0- 0	

RPI 1-25				RPI 26-50				RPI 51-100				RPI 101+				Team's RPI: 155	
RPI	S	Opponent	Score	RPI	S	Opponent	Score	RPI	S	Opponent	Score	RPI	S	Opponent	Score		
				26	A	NC State	49 73	55	A	UCF	54 62	104	A	High Point	82 74		
				47	H	Princeton	57 63	69	A	Mercer	54 69	110	A	George Mason	61 74		
								70	H	Duquesne	54 79	134	A	William & Mary	55 73		
								71	A	Fordham	58 66	165	A	Furman	62 65		
								82	H	Elon	58 75	182	H	Gardner-Webb	65 70		
								91	H	George Washington	48 53	195	H	Charlotte	68 66		
												228	A	Richmond	68 65		
												255	H	UNC Asheville	58 50		
												280	A	Appalachian St.	59 57		
												325	H	Rhode Island	77 67		
												326	A	Western Caro.	70 57		

Team's RPI: 155																	
LAST 12 Division I GAMES:																	
				91	H	George Washington	48 53	55	A	UCF	54 62						
				228	A	Richmond	68 65	195	H	Charlotte	68 66						
				71	A	Fordham	58 66	104	A	High Point	82 74						
				325	H	Rhode Island	77 67	182	H	Gardner-Webb	65 70						
				70	H	Duquesne	54 79	82	H	Elon	58 75						
				110	A	George Mason	61 74	69	A	Mercer	54 69						

Non-Div I Games:

Davidson

Average RPI Win: 181

Average RPI Loss: 34

WON-LOST
RECORDWINNING
PCT. RANKLAST 10
GAMESSTRENGTH OF
SCHEDULEOPP. STRENGTH
OF SCHEDULETEAM
RPIADJ.
RPICONF.
RPIADJ CONF.
RPIDIV. I ONLY
DIV. I NON-CONF.13- 4
7- 443
1028- 2
3- 3135
7985
6065
7765
7713
1313
13

TOTALS

RPI 1-25

RPI 26-50

W-L RECORDS

RPI 51-100

RPI 101-150

RPI 150+

13- 4

0- 2

1- 1

OVERALL

2- 1

3- 0

7- 0

7- 1

0- 1

1- 0

HOME

1- 0

1- 0

4- 0

3- 2

0- 0

0- 1

AWAY

1- 1

0- 0

2- 0

3- 1

0- 1

0- 0

NEUTRAL

0- 0

2- 0

1- 0

7- 4

0- 2

1- 1

NON-CONFERENCE

1- 1

2- 0

3- 0

4- 1

0- 1

1- 0

HOME

1- 0

0- 0

2- 0

0- 2

0- 0

0- 1

AWAY

0- 1

0- 0

0- 0

3- 1

0- 1

0- 0

NEUTRAL

0- 0

2- 0

1- 0

6- 0

0- 0

0- 0

CONFERENCE

1- 0

1- 0

4- 0

3- 0

0- 0

0- 0

HOME

0- 0

1- 0

2- 0

3- 0

0- 0

0- 0

AWAY

1- 0

0- 0

2- 0

0- 0

0- 0

0- 0

NEUTRAL

0- 0

0- 0

0- 0

RPI 1-25

RPI 26-50

RPI 51-100

Team's RPI: 65

RPI 101+

RPI	S	Opponent	Score
12	H	Green Bay	64 75
22	N	South Fla.	87 93

RPI	S	Opponent	Score
45	H	Virginia	61 46
50	A	Quinnipiac	66 72

RPI	S	Opponent	Score
53	A	Toledo	50 68
71	A	Fordham	63 62
87	H	James Madison	82 54

RPI	S	Opponent	Score
101	N	Harvard	72 66
115	H	Saint Louis	101 76
120	N	Tulane	71 65
152	A	Saint Joseph's	65 59
178	A	La Salle	76 47
230	H	St. Bonaventure	80 59
251	H	Morgan St.	88 52
325	H	Rhode Island	116 58
338	H	Ark.-Pine Bluff	81 43
344	N	Mississippi Val.	65 46

LAST 12 Division I GAMES:

71	A	Fordham	63 62
115	H	Saint Louis	101 76
230	H	St. Bonaventure	80 59
152	A	Saint Joseph's	65 59
325	H	Rhode Island	116 58
178	A	La Salle	76 47

344	N	Mississippi Val.	65 46
22	N	South Fla.	87 93
87	H	James Madison	82 54
12	H	Green Bay	64 75
50	A	Quinnipiac	66 72
338	H	Ark.-Pine Bluff	81 43

Dayton

Dayton

Non-Div I Games:

Dayton

Loss,
 Non-Conf,
 S Site,
 H Home
 A Away
 N Neutral

DePaul

DePaul				Through Games Of Jan. 17, 2018							
Average RPI	Win:	127	WON-LOST	WINNING	LAST 10	STRENGTH OF	OPP. STRENGTH	TEAM	ADJ.	CONF.	ADJ CONF.
Average RPI	Loss:	20	RECORD	PCT. RANK	GAMES	SCHEDULE	OF SCHEDULE	RPI	RPI	RPI	RPI
DIV. I ONLY		14- 5	55	8- 2	29	3	29	29	6	6	
DIV. I NON-CONF.		8- 4	87	3- 2	30	2	46	46	5	5	

TOTALS	RPI 1-25		RPI 26-50		W-L RECORDS		RPI 51-100		RPI 101-150		RPI 150+
14- 5	0- 3		2- 2		OVERALL		5- 0		2- 0		5- 0
9- 2	0- 1		2- 1		HOME		3- 0		2- 0		2- 0
3- 2	0- 2		0- 0		AWAY		1- 0		0- 0		2- 0
2- 1	0- 0		0- 1		NEUTRAL		1- 0		0- 0		1- 0
8- 4	0- 2		1- 2		NON-CONFERENCE		2- 0		1- 0		4- 0
5- 2	0- 1		1- 1		HOME		1- 0		1- 0		2- 0
1- 1	0- 1		0- 0		AWAY		0- 0		0- 0		1- 0
2- 1	0- 0		0- 1		NEUTRAL		1- 0		0- 0		1- 0
6- 1	0- 1		1- 0		CONFERENCE		3- 0		1- 0		1- 0
4- 0	0- 0		1- 0		HOME		2- 0		1- 0		0- 0
2- 1	0- 1		0- 0		AWAY		1- 0		0- 0		1- 0
0- 0	0- 0		0- 0		NEUTRAL		0- 0		0- 0		0- 0

DePaul

RPI 1-25				RPI 26-50				Team's RPI: 29				RPI 51-100				RPI 101+			
RPI	S	Opponent	Score	RPI	S	Opponent	Score	RPI	S	Opponent	Score	RPI	S	Opponent	Score	RPI	S	Opponent	Score
1	H	UConn	69 103	28	H	Oklahoma	111 108	56	A	Creighton	82 54	115	H	Saint Louis	86 78				
2	A	Notre Dame	82 91	34	H	St. John's (NY)	76 67	64	N	Gonzaga	88 71	137	H	Xavier	79 48				
16	A	Marquette	81 93	38	H	Northern Colo.	88 94	79	H	Butler	87 65	157	N	Memphis	81 67				
				41	N	FGCU	84 89	88	H	IUPUI	85 71	161	A	Northwestern	92 63				
								97	H	Seton Hall	89 66	162	A	Providence	71 48				
												284	H	Loyola Chicago	88 47				
												319	H	Delaware St.	110 71				
LAST 12 Division I GAMES:																			
				79	H	Butler	87 65	97	H	Seton Hall	89 66								
				137	H	Xavier	79 48	88	H	IUPUI	85 71								
				56	A	Creighton	82 54	2	A	Notre Dame	82 91								
				162	A	Providence	71 48	161	A	Northwestern	92 63								
				16	A	Marquette	81 93	1	H	UConn	69 103								
				34	H	St. John's (NY)	76 67	284	H	Loyola Chicago	88 47								

Non-Div I Games:

DePaul

Delaware

Delaware				Through Games Of Jan. 17, 2018							
Average RPI	Win:	208	WON-LOST	WINNING	LAST 10	STRENGTH OF	OPP. STRENGTH	TEAM	ADJ.	CONF.	ADJ CONF.
Average RPI	Loss:	127	RECORD	PCT. RANK	GAMES	SCHEDULE	OF SCHEDULE	RPI	RPI	RPI	RPI
DIV. I ONLY		11- 5		77	8- 2	201	179	94	94	10	10
DIV. I NON-CONF.		7- 4		102	5- 2	243	182	133	133	11	11

TOTALS		RPI 1-25		RPI 26-50		W-L RECORDS		RPI 51-100	RPI 101-150		RPI 150+
11- 5		0- 0		0- 2		OVERALL		3- 1	0- 0		8- 2
5- 1		0- 0		0- 0		HOME		2- 0	0- 0		3- 1
5- 3		0- 0		0- 2		AWAY		1- 1	0- 0		4- 0
1- 1		0- 0		0- 0		NEUTRAL		0- 0	0- 0		1- 1
7- 4		0- 0		0- 2		NON-CONFERENCE		2- 0	0- 0		5- 2
3- 1		0- 0		0- 0		HOME		1- 0	0- 0		2- 1
3- 2		0- 0		0- 2		AWAY		1- 0	0- 0		2- 0
1- 1		0- 0		0- 0		NEUTRAL		0- 0	0- 0		1- 1
4- 1		0- 0		0- 0		CONFERENCE		1- 1	0- 0		3- 0
2- 0		0- 0		0- 0		HOME		1- 0	0- 0		1- 0
2- 1		0- 0		0- 0		AWAY		0- 1	0- 0		2- 0
0- 0		0- 0		0- 0		NEUTRAL		0- 0	0- 0		0- 0

RPI 1-25				RPI 26-50				RPI 51-100				Team's RPI: 94	RPI 101+			
RPI	S	Opponent	Score	RPI	S	Opponent	Score	RPI	S	Opponent	Score		RPI	S	Opponent	Score
				27	A	Buffalo	73 87	61	A	Drexel	53 74		170	H	Boston U.	79 85
				47	A	Princeton	60 78	67	H	American	72 56		192	A	Army West Point	70 59
								82	H	Elon	80 66		216	A	Hofstra	58 51
								100	A	Hartford	72 63		227	A	Col. of Charleston	68 59
													230	A	St. Bonaventure	53 52
													235	H	Loyol a Maryland	71 38
													279	H	Towson	51 49
													319	H	Delaware St.	84 49
													329	N	Saint Peter's	87 90
													337	N	Eastern Ill.	66 37

LAST 12 Division I GAMES:																
				279	H	Towson	51 49	319	H	Delaware St.	84 49					
				216	A	Hofstra	58 51	192	A	Army West Point	70 59					
				227	A	Col. of Charleston	68 59	47	A	Princeton	60 78					
				82	H	Elon	80 66	230	A	St. Bonaventure	53 52					
				61	A	Drexel	53 74	337	N	Eastern Ill.	66 37					
				235	H	Loyol a Maryland	71 38	329	N	Saint Peter's	87 90					

Non-Div I Games:

Delaware

Average RPI	Win:	344	WON-LOST	WINNING	LAST 10	STRENGTH OF	OPP. STRENGTH	TEAM	ADJ.	CONF.	ADJ CONF.
Average RPI	Loss:	162	RECORD	PCT. RANK	GAMES	SCHEDULE	OF SCHEDULE	RPI	RPI	RPI	RPI
DIV. I ONLY		2- 16	332	1- 9	208	244	319	319	31	31	
DIV. I NON-CONF.		1- 12	335	0- 7	85	133	285	285	31	31	

TOTALS	RPI 1-25		RPI 26-50		W-L RECORDS	RPI 51-100		RPI 101-150		RPI 150+	
2- 16	0- 1		0- 1		OVERALL	0- 3		0- 2		2- 9	
2- 5	0- 0		0- 0		HOME	0- 1		0- 1		2- 3	
0- 9	0- 0		0- 0		AWAY	0- 0		0- 0		0- 3	
0- 2	0- 0		0- 0		NEUTRAL	0- 1		0- 0		0- 1	
1- 12	0- 1		0- 1		NON-CONFERENCE	0- 3		0- 2		1- 5	
1- 3	0- 0		0- 0		HOME	0- 1		0- 1		1- 1	
0- 7	0- 1		0- 1		AWAY	0- 1		0- 1		0- 3	
0- 2	0- 0		0- 0		NEUTRAL	0- 1		0- 0		0- 1	
1- 4	0- 0		0- 0		CONFERENCE	0- 0		0- 0		1- 4	
1- 2	0- 0		0- 0		HOME	0- 0		0- 0		1- 2	
0- 2	0- 0		0- 0		AWAY	0- 0		0- 0		0- 2	
0- 0	0- 0		0- 0		NEUTRAL	0- 0		0- 0		0- 0	

RPI 1-25				RPI 26-50				RPI 51-100				RPI 101+ Team's RPI: 319			
RPI	S	Opponent	Score	RPI	S	Opponent	Score	RPI	S	Opponent	Score	RPI	S	Opponent	Score
25	A	Michigan	36 105	29	A	DePaul	71 110	61	H	Drexel	52 73	119	A	Kansas	49 81
								92	N	Ole Miss	58 110	142	H	Robert Morris	42 65
								94	A	Delaware	49 84	163	A	Hampton	62 66
												167	A	Temple	72 96
												172	N	Stetson	43 58
												178	H	La Salle	48 71
												212	A	Florida	51 85
												222	A	Fla. Atlantic	67 90
												264	H	N. C. A&T	48 66
												322	H	N. C. Central	67 74
												332	A	Florida A&M	54 59
												340	H	South Carolina St.	58 44
												348	H	Longwood	60 56
LAST 12 Division I GAMES:															
332	A	Florida A&M	54 59	222	A	Fla. Atlantic	67 90								
163	A	Hampton	62 66	212	A	Florida	51 85								
264	H	N. C. A&T	48 66	25	A	Michigan	36 105								
340	H	South Carolina St.	58 44	178	H	La Salle	48 71								
322	H	N. C. Central	67 74	94	A	Delaware	49 84								
172	N	Stetson	43 58	142	H	Robert Morris	42 65								

Non-Div I Games:

Delaware St.

Average RPI	Win: 294	WON-LOST RECORD	WINNING PCT. RANK	LAST 10 GAMES	STRENGTH OF SCHEDULE	OPP. STRENGTH OF SCHEDULE	TEAM RPI	ADJ. RPI	CONF. RPI	ADJ CONF. RPI
Average RPI	Loss: 93									
DIV. I ONLY	10- 8	146	6- 4	299	211	210	210	14	14	
DIV. I NON-CONF.	8- 6	143	5- 3	318	254	225	225	14	14	

TOTALS	RPI 1-25	RPI 26-50	W-L RECORDS	RPI 51-100	RPI 101-150	RPI 150+				
10- 8	0- 0	0- 2	OVERALL	0- 3	0- 2	10- 1				
3- 4	0- 0	0- 2	HOME	0- 1	0- 0	3- 1				
6- 2	0- 0	0- 0	AWAY	0- 2	0- 0	6- 0				
1- 2	0- 0	0- 0	NEUTRAL	0- 0	0- 2	1- 0				
8- 6	0- 0	0- 1	NON-CONFERENCE	0- 2	0- 2	8- 1				
2- 3	0- 0	0- 1	HOME	0- 1	0- 0	2- 1				
5- 1	0- 0	0- 0	AWAY	0- 1	0- 0	5- 0				
1- 2	0- 0	0- 0	NEUTRAL	0- 0	0- 2	1- 0				
2- 2	0- 0	0- 1	CONFERENCE	0- 1	0- 0	2- 0				
1- 1	0- 0	0- 1	HOME	0- 0	0- 0	1- 0				
1- 1	0- 0	0- 0	AWAY	0- 1	0- 0	1- 0				
0- 0	0- 0	0- 0	NEUTRAL	0- 0	0- 0	0- 0				

RPI 1-25				RPI 26-50				RPI 51-100				RPI 101+ Team's RPI: 210			
RPI	S	Opponent	Score	RPI	S	Opponent	Score	RPI	S	Opponent	Score	RPI	S	Opponent	Score
				36	H	South Dakota St.	58 69	59	H	Wyoming	51 61	121	N	Miami (OH)	52 69
				38	H	Northern Colo.	63 71	67	A	American	53 66	145	N	Liberty	69 82
								95	A	South Dakota	51 79	179	H	Colorado St.	56 61
												208	N	Eastern Mich.	60 54
												270	H	North Dakota St.	98 79
												281	A	UMKC	77 68
												295	A	Fort Wayne	73 55
												300	A	Utah St.	74 72
												305	H	Utah Valley	72 53
												309	A	Air Force	75 54
												311	A	Cal St. Fullerton	83 58
												324	H	Northern Ariz.	80 73
												339	A	UMBC	70 48

LAST 12 Division I GAMES:															
				270	H	North Dakota St.	98 79	145	N	Liberty	69 82				
				36	H	South Dakota St.	58 69	300	A	Utah St.	74 72				
				295	A	Fort Wayne	73 55	67	A	American	53 66				
				305	H	Utah Valley	72 53	339	A	UMBC	70 48				
				95	A	South Dakota	51 79	324	H	Northern Ariz.	80 73				
				281	A	UMKC	77 68	179	H	Colorado St.	56 61				

Non-Div I Games: Chadron St. 99 55

Denver

Average RPI Win:	327	WON-LOST	WINNING	LAST 10	STRENGTH OF	OPP. STRENGTH	TEAM	ADJ.	CONF.	ADJ CONF.
Average RPI Loss:	130	RECORD	PCT. RANK	GAMES	SCHEDULE	OF SCHEDULE	RPI	RPI	RPI	RPI
DIV. I ONLY	1- 16	342	1- 9	114	146	287	287	11	11	
DIV. I NON-CONF.	0- 11	337	0- 6	71	80	292	292	10	10	

TOTALS	RPI 1-25	RPI 26-50	W-L RECORDS	RPI 51-100	RPI 101-150	RPI 150+				
1- 16	0- 1	0- 1	OVERALL	0- 4	0- 5	1- 5				
0- 7	0- 1	0- 1	HOME	0- 2	0- 1	0- 2				
1- 7	0- 0	0- 0	AWAY	0- 2	0- 3	1- 2				
0- 2	0- 0	0- 0	NEUTRAL	0- 0	0- 1	0- 1				
0- 11	0- 1	0- 1	NON-CONFERENCE	0- 2	0- 4	0- 3				
0- 5	0- 1	0- 1	HOME	0- 1	0- 1	0- 1				
0- 4	0- 0	0- 0	AWAY	0- 1	0- 2	0- 1				
0- 2	0- 0	0- 0	NEUTRAL	0- 0	0- 1	0- 1				
1- 5	0- 0	0- 0	CONFERENCE	0- 2	0- 1	1- 2				
0- 2	0- 0	0- 0	HOME	0- 1	0- 0	0- 1				
1- 3	0- 0	0- 0	AWAY	0- 1	0- 1	1- 1				
0- 0	0- 0	0- 0	NEUTRAL	0- 0	0- 0	0- 0				

RPI 1-25				RPI 26-50				RPI 51-100				RPI 101+				Team's RPI: 287	
RPI	S	Opponent	Score	RPI	S	Opponent	Score	RPI	S	Opponent	Score	RPI	S	Opponent	Score		
25	H	Michigan	50 86	30	H	Michigan St.	60 97	53	H	Toledo	64 81	105	A	Cleveland St.	50 75		
								86	H	Wright St.	60 88	121	A	Miami (OH)	64 91		
								88	A	IUPUI	62 90	123	N	Clemson	44 72		
								93	A	Western Mich.	62 74	125	H	Bowling Green	81 85		
												126	A	Kent St.	74 82		
												154	A	Illinois	65 73		
												208	H	Eastern Mich.	76 78		
												213	N	North Texas	57 63		
												262	A	Youngstown St.	59 76		
												267	H	Northern Ky.	67 78		
												327	A	Ill. -Chicago	61 58		
LAST 12 Division I GAMES:																	
327	A	Ill. -Chicago	61 58	53	H	Toledo	64 81	208	H	Eastern Mich.	76 78	154	A	Illinois	65 73		
88	A	IUPUI	62 90	86	H	Wright St.	60 88	93	A	Western Mich.	62 74	25	H	Michigan	50 86		
267	H	Northern Ky.	67 78	105	A	Cleveland St.	50 75	126	A	Kent St.	74 82						
262	A	Youngstown St.	59 76														

Non-Div I Games:

Detroit Mercy

Average RPI Win:	220	WON-LOST	WINNING	LAST 10	STRENGTH OF	OPP. STRENGTH	TEAM	ADJ.	CONF.	ADJ CONF.
Average RPI Loss:	53	RECORD	PCT. RANK	GAMES	SCHEDULE	OF SCHEDULE	RPI	RPI	RPI	RPI
DIV. I ONLY	10- 7	119	6- 3	132	126	128	128	24	24	
DIV. I NON-CONF.	4- 7	226	1- 4	23	45	142	142	21	21	

TOTALS	RPI 1-25	RPI 26-50	W-L RECORDS	RPI 51-100	RPI 101-150	RPI 150+				
10- 7	0- 1	0- 2	OVERALL	1- 3	2- 1	7- 0				
7- 3	0- 0	0- 1	HOME	1- 2	1- 0	5- 0				
2- 3	0- 1	0- 1	AWAY	0- 1	1- 0	1- 0				
1- 1	0- 0	0- 0	NEUTRAL	0- 0	0- 1	1- 0				
4- 7	0- 1	0- 2	NON-CONFERENCE	1- 3	1- 1	2- 0				
3- 3	0- 0	0- 1	HOME	1- 2	1- 0	1- 0				
0- 3	0- 1	0- 1	AWAY	0- 1	0- 0	0- 0				
1- 1	0- 0	0- 0	NEUTRAL	0- 0	0- 1	1- 0				
6- 0	0- 0	0- 0	CONFERENCE	0- 0	1- 0	5- 0				
4- 0	0- 0	0- 0	HOME	0- 0	0- 0	4- 0				
2- 0	0- 0	0- 0	AWAY	0- 0	1- 0	1- 0				
0- 0	0- 0	0- 0	NEUTRAL	0- 0	0- 0	0- 0				

RPI 1-25				RPI 26-50				RPI 51-100				RPI 101+				Team's RPI: 128
RPI	S	Opponent	Score	RPI	S	Opponent	Score	RPI	S	Opponent	Score	RPI	S	Opponent	Score	
5	A	Oregon	77 110	31	A	Iowa	66 79	56	H	Creighton	100 108	110	N	George Mason	75 87	
				36	H	South Dakota St.	78 85	59	A	Wyoming	61 75	117	A	Missouri St.	80 68	
								72	H	Nebraska	84 89	145	H	Liberty	96 68	
								89	H	Milwaukee	77 73	153	H	Iowa St.	83 80	
												166	A	Southern Ill.	75 64	
												250	H	Valparaiso	86 50	
												284	H	Loyola Chicago	72 46	
												301	H	Indiana St.	85 64	
												344	N	Mississippi Val.	96 60	
												347	H	Evansville	107 66	
LAST 12 Division I GAMES:																
347	H	Evansville	107 66	31	A	Iowa	66 79									
301	H	Indiana St.	85 64	36	H	South Dakota St.	78 85									
166	A	Southern Ill.	75 64	72	H	Nebraska	84 89									
117	A	Missouri St.	80 68	56	H	Creighton	100 108									
284	H	Loyola Chicago	72 46	153	H	Iowa St.	83 80									
250	H	Valparaiso	86 50	344	N	Mississippi Val.	96 60									

Non-Div I Games: Iowa Wesleyan 102 25

Drake

Average RPI Win: **196**
 Average RPI Loss: **56**

WON-LOST
RECORD

WINNING
PCT. RANK

LAST 10
GAMES

STRENGTH OF
SCHEDULE

OPP. STRENGTH
OF SCHEDULE

TEAM
RPI

ADJ.
RPI

CONF.
RPI

ADJ CONF.
RPI

DIV. I ONLY	12- 5	72	8- 2	92	131	61	61	10	10
DIV. I NON-CONF.	8- 4	87	6- 1	146	87	71	71	11	11
TOTALS	RPI 1-25	RPI 26-50	W-L RECORDS	RPI 51-100	RPI 101-150	RPI 150+			
12- 5	0- 1	0- 1	OVERALL	2- 3	1- 0	9- 0			
7- 0	0- 0	0- 0	HOME	1- 0	0- 0	6- 0			
4- 3	0- 1	0- 0	AWAY	0- 2	1- 0	3- 0			
1- 2	0- 0	0- 1	NEUTRAL	1- 1	0- 0	0- 0			
8- 4	0- 1	0- 1	NON-CONFERENCE	1- 2	0- 0	7- 0			
4- 0	0- 0	0- 0	HOME	0- 0	0- 0	4- 0			
3- 2	0- 1	0- 0	AWAY	0- 1	0- 0	3- 0			
1- 2	0- 0	0- 1	NEUTRAL	1- 1	0- 0	0- 0			
4- 1	0- 0	0- 0	CONFERENCE	1- 1	1- 0	2- 0			
3- 0	0- 0	0- 0	HOME	1- 0	0- 0	2- 0			
1- 1	0- 0	0- 0	AWAY	0- 1	1- 0	0- 0			
0- 0	0- 0	0- 0	NEUTRAL	0- 0	0- 0	0- 0			

RPI	S	Opponent	Score	RPI	S	Opponent	Score	RPI	S	Opponent	Score	RPI	S	Opponent	Score
19	A	Syracuse	62 72	37	N	West Virginia	42 75	54	N	Virginia Tech	67 79	134	A	William & Mary	65 58
								79	N	Butler	76 62	152	A	Saint Joseph's	65 58
								83	A	Penn St.	70 84	178	H	La Salle	79 54
								87	A	James Madison	48 56	187	A	Niagara	66 65
								94	H	Delaware	74 53	201	H	Bucknell	63 54
												216	H	Hofstra	47 38
												238	H	Lafayette	52 37
												268	H	UNCW	68 42
												282	H	Cornell	61 39
												319	A	Delaware St.	73 52
LAST 12 Division I GAMES:															
268	H	UNCW	68 42	152	A	Saint Joseph's	65 58	19	A	Syracuse	62 72	187	A	Niagara	66 65
87	A	James Madison	48 56	79	A	Butler	76 62	319	A	Delaware St.	73 52	238	H	Lafayette	52 37
134	A	William & Mary	65 58	83	A	Penn St.	70 84	201	H	Bucknell	63 54	216	H	Hofstra	47 38
216	H	Hofstra	47 38	87	A	James Madison	48 56	268	H	UNCW	68 42	282	H	Cornell	61 39
94	H	Delaware	74 53	94	H	Delaware	74 53	319	A	Delaware St.	73 52				
282	H	Cornell	61 39												

Non-Div I Games:

Drexel

D
u
k
e

D
u
k
e

Duke

Duquesne				Through Games Of Jan. 17, 2018							
Average RPI	Win:	197	WON-LOST	WINNING	LAST 10	STRENGTH OF	OPP. STRENGTH	TEAM	ADJ.	CONF.	ADJ CONF.
Average RPI	Loss:	114	RECORD	PCT. RANK	GAMES	SCHEDULE	OF SCHEDULE	RPI	RPI	RPI	RPI
DIV. I ONLY		15- 3	19	9- 1	255	73	70	70	13	13	
DIV. I NON-CONF.		10- 3	51	6- 1	227	48	68	68	13	13	

TOTALS	RPI 1-25		RPI 26-50		W-L RECORDS	RPI 51-100		RPI 101-150		RPI 150+	
15- 3	0- 1		2- 0		OVERALL	2- 0		1- 1		10- 1	
8- 0	0- 0		1- 0		HOME	1- 0		1- 0		5- 0	
6- 2	0- 0		1- 0		AWAY	1- 0		0- 1		4- 1	
1- 1	0- 1		0- 0		NEUTRAL	0- 0		0- 0		1- 0	
10- 3	0- 1		2- 0		NON-CONFERENCE	1- 0		1- 1		6- 1	
6- 0	0- 0		1- 0		HOME	1- 0		1- 0		3- 0	
3- 2	0- 0		1- 0		AWAY	0- 0		0- 1		2- 1	
1- 1	0- 1		0- 0		NEUTRAL	0- 0		0- 0		1- 0	
5- 0	0- 0		0- 0		CONFERENCE	1- 0		0- 0		4- 0	
2- 0	0- 0		0- 0		HOME	0- 0		0- 0		2- 0	
3- 0	0- 0		0- 0		AWAY	1- 0		0- 0		2- 0	
0- 0	0- 0		0- 0		NEUTRAL	0- 0		0- 0		0- 0	

RPI 1-25				RPI 26-50				RPI 51-100				Team's RPI: 70				RPI 101+			
RPI	S	Opponent	Score	RPI	S	Opponent	Score	RPI	S	Opponent	Score	RPI	S	Opponent	Score	RPI	S	Opponent	Score
1	N	UConn	52 104	40	H	Central Mich.	64 61	53	H	Toledo	73 54	141	H	Saint Francis (PA)	87 68				
				45	A	Virginia	74 63	91	A	George Washington	54 53	146	A	ETSU	77 81				
												155	A	Davidson	79 54				
												171	A	Pittsburgh	66 53				
												178	H	La Salle	78 50				
												195	A	Charlotte	72 75				
												234	H	Akron	66 60				
												264	N	N.C. A&T	73 60				
												294	H	Massachusetts	60 57				
												303	H	Central Conn. St.	83 58				
												308	A	VCU	70 51				
												335	H	Iona	80 59				
												343	A	Winthrop	81 54				
LAST 12 Division I GAMES:																			
				178	H	La Salle	78 50	40	H	Central Mich.	64 61	234	H	Akron	66 60				
				91	A	George Washington	54 53					53	H	Toledo	73 54				
				308	A	VCU	70 51					303	H	Central Conn. St.	83 58				
				155	A	Davidson	79 54					141	H	Saint Francis (PA)	87 68				
				294	H	Massachusetts	60 57					45	A	Virginia	74 63				
				1	N	UConn	52 104												

Non-Div I Games:

Duquesne

Average RPI Win:	236	WON-LOST	WINNING	LAST 10	STRENGTH OF	OPP. STRENGTH	TEAM	ADJ.	CONF.	ADJ CONF.
Average RPI Loss:	65	RECORD	PCT. RANK	GAMES	SCHEDULE	OF SCHEDULE	RPI	RPI	RPI	RPI
DIV. I ONLY	9- 8	155	5- 4	169	62	146	146	17	17	
DIV. I NON-CONF.	6- 8	209	2- 6	139	37	158	158	15	15	

TOTALS	RPI 1-25	RPI 26-50	W-L RECORDS	RPI 51-100	RPI 101-150	RPI 150+				
9- 8	0- 2	0- 3	OVERALL	2- 2	1- 0	6- 1				
6- 2	0- 0	0- 1	HOME	2- 0	1- 0	3- 1				
3- 3	0- 1	0- 2	AWAY	0- 0	0- 0	3- 0				
0- 3	0- 1	0- 0	NEUTRAL	0- 2	0- 0	0- 0				
6- 8	0- 2	0- 3	NON-CONFERENCE	1- 2	1- 0	4- 1				
3- 2	0- 0	0- 1	HOME	1- 0	1- 0	1- 1				
3- 3	0- 1	0- 2	AWAY	0- 0	0- 0	3- 0				
0- 3	0- 1	0- 0	NEUTRAL	0- 2	0- 0	0- 0				
3- 0	0- 0	0- 0	CONFERENCE	1- 0	0- 0	2- 0				
3- 0	0- 0	0- 0	HOME	1- 0	0- 0	2- 0				
0- 0	0- 0	0- 0	AWAY	0- 0	0- 0	0- 0				
0- 0	0- 0	0- 0	NEUTRAL	0- 0	0- 0	0- 0				

RPI 1-25				RPI 26-50				RPI 51-100				RPI 101+				Team's RPI: 146
RPI	S	Opponent	Score	RPI	S	Opponent	Score	RPI	S	Opponent	Score	RPI	S	Opponent	Score	
2	N	Notre Dame	46 77	26	A	NC State	58 70	52	N	Washington St.	76 80	149	H	Cincinnati	87 77	
8	A	Tennessee	49 87	30	H	Michigan St.	74 83	70	H	Duquesne	81 77	240	H	UNCG	60 52	
				42	A	Houston	69 88	90	H	Chattanooga	65 58	267	H	Northern Ky.	45 57	
								93	N	Western Mi ch.	79 87	280	A	Appalachian St.	70 57	
												306	A	Murray St.	96 68	
												318	H	Tennessee Tech	74 55	
												326	H	Western Caro.	66 50	
												343	A	Winthrop	74 63	

LAST 12 Division I GAMES:																
				90	H	Chattanooga	65 58	42	A	Houston	69 88					
				240	H	UNCG	60 52	343	A	Winthrop	74 63					
				326	H	Western Caro.	66 50	306	A	Murray St.	96 68					
				267	H	Northern Ky.	45 57	93	N	Western Mi ch.	79 87					
				30	H	Michigan St.	74 83	52	N	Washington St.	76 80					
				26	A	NC State	58 70	2	N	Notre Dame	46 77					

Non-Div I Games: North Greenville 90 67

ETSU

Average RPI Win:	263	WON-LOST	WINNING	LAST 10	STRENGTH OF	OPP. STRENGTH	TEAM	ADJ.	CONF.	ADJ CONF.
Average RPI Loss:	159	RECORD	PCT. RANK	GAMES	SCHEDULE	OF SCHEDULE	RPI	RPI	RPI	RPI
DIV. I ONLY	9- 9	162	5- 5	287	206	253	253	8	8	
DIV. I NON-CONF.	8- 5	112	6- 1	330	329	259	259	7	7	

TOTALS	RPI 1-25	RPI 26-50	W-L RECORDS	RPI 51-100	RPI 101-150	RPI 150+				
9- 9	0- 1	0- 0	OVERALL	0- 0	0- 4	9- 4				
7- 4	0- 1	0- 0	HOME	0- 0	0- 2	7- 1				
1- 3	0- 0	0- 0	AWAY	0- 0	0- 0	1- 0				
1- 2	0- 0	0- 0	NEUTRAL	0- 0	0- 2	1- 0				
8- 5	0- 0	0- 0	NON-CONFERENCE	0- 0	0- 3	8- 2				
6- 2	0- 0	0- 0	HOME	0- 0	0- 1	6- 1				
1- 1	0- 0	0- 0	AWAY	0- 0	0- 0	1- 1				
1- 2	0- 0	0- 0	NEUTRAL	0- 0	0- 2	1- 0				
1- 4	0- 1	0- 0	CONFERENCE	0- 0	0- 1	1- 2				
1- 2	0- 1	0- 0	HOME	0- 0	0- 1	1- 0				
0- 2	0- 0	0- 0	AWAY	0- 0	0- 0	0- 2				
0- 0	0- 0	0- 0	NEUTRAL	0- 0	0- 0	0- 0				

RPI 1-25				RPI 26-50				RPI 51-100				RPI 101+ Team's RPI: 253			
RPI	S	Opponent	Score	RPI	S	Opponent	Score	RPI	S	Opponent	Score	RPI	S	Opponent	Score
1	H	UConn	35 96									134	H	William & Mary	65 71
												140	N	UTEP	79 93
												148	N	Jacksonville St.	73 82
												149	H	Cincinnati	54 66
												157	A	Memphis	36 72
												177	H	Tulsa	73 67
												186	H	Norfolk St.	51 46
												195	H	Charlotte	58 55
												204	A	SMU	51 65
												228	H	Richmond	64 65
												268	A	UNCW	62 66
												274	N	Rider	66 63
												275	A	Kennesaw St.	66 56
												293	H	USC Upstate	66 53
												299	H	UMES	64 54
												322	H	N. C. Central	73 61
												346	H	Savannah St.	103 37

LAST 12 Division I GAMES:															
204	A	SMU	51 65	346	H	Savannah St.	103 37								
177	H	Tulsa	73 67	140	N	UTEP	79 93								
157	A	Memphis	36 72	322	H	N. C. Central	73 61								
1	H	UConn	35 96	275	A	Kennesaw St.	66 56								
149	H	Cincinnati	54 66	186	H	Norfolk St.	51 46								
299	H	UMES	64 54	195	H	Charlotte	58 55								

Non-Div I Games:

East Carolina

Average RPI Win:	344	WON-LOST	WINNING	LAST 10	STRENGTH OF	OPP. STRENGTH	TEAM	ADJ.	CONF.	ADJ CONF.
Average RPI Loss:	186	RECORD	PCT. RANK	GAMES	SCHEDULE	OF SCHEDULE	RPI	RPI	RPI	RPI
DIV. I ONLY	2- 15	329	1- 9	227	343	337	337	26	26	
DIV. I NON-CONF.	1- 10	327	0- 6	202	308	337	337	27	27	

TOTALS	RPI 1-25	RPI 26-50	W-L RECORDS	RPI 51-100	RPI 101-150	RPI 150+				
2- 15	0- 0	0- 0	OVERALL	0- 3	0- 2	2- 10				
2- 5	0- 0	0- 0	HOME	0- 1	0- 1	2- 3				
0- 9	0- 0	0- 0	AWAY	0- 1	0- 1	0- 7				
0- 1	0- 0	0- 0	NEUTRAL	0- 1	0- 0	0- 0				
1- 10	0- 0	0- 0	NON-CONFERENCE	0- 2	0- 2	1- 6				
1- 4	0- 0	0- 0	HOME	0- 0	0- 1	1- 3				
0- 5	0- 0	0- 0	AWAY	0- 1	0- 1	0- 3				
0- 1	0- 0	0- 0	NEUTRAL	0- 1	0- 0	0- 0				
1- 5	0- 0	0- 0	CONFERENCE	0- 1	0- 0	1- 4				
1- 1	0- 0	0- 0	HOME	0- 1	0- 0	1- 0				
0- 4	0- 0	0- 0	AWAY	0- 0	0- 0	0- 4				
0- 0	0- 0	0- 0	NEUTRAL	0- 0	0- 0	0- 0				

RPI 1-25				RPI 26-50				RPI 51-100				RPI 101+				Team's RPI: 337
RPI	S	Opponent	Score	RPI	S	Opponent	Score	RPI	S	Opponent	Score	RPI	S	Opponent	Score	
								74	H	Belmont	58 86	105	A	Cleveland St.	69 77	
								86	A	Wright St.	46 81	113	H	Northern Ill.	64 93	
								94	N	Delaware	37 66	152	A	Saint Joseph's	62 80	
												161	A	Northwestern	40 74	
												180	H	Bradley	52 67	
												213	H	North Texas	61 63	
												218	A	Morehead St.	81 89	
												242	A	Austin Peay	59 69	
												250	H	Valparaiso	67 76	
												295	A	Fort Wayne	77 93	
												297	A	Eastern Ky.	51 67	
												306	A	Murray St.	61 72	
												341	H	Tennessee St.	66 59	
												347	H	Evansville	79 52	

LAST 12 Division I GAMES:																
								74	H	Belmont	58 86	161	A	Northwestern	40 74	
								341	H	Tennessee St.	66 59	213	H	North Texas	61 63	
								297	A	Eastern Ky.	51 67	250	H	Valparaiso	67 76	
								218	A	Morehead St.	81 89	295	A	Fort Wayne	77 93	
								242	A	Austin Peay	59 69	180	H	Bradley	52 67	
								306	A	Murray St.	61 72	105	A	Cleveland St.	69 77	

Non-Div I Games:

Eastern Ill.

Average RPI Win:	305	WON-LOST	WINNING	LAST 10	STRENGTH OF	OPP. STRENGTH	TEAM	ADJ.	CONF.	ADJ CONF.
Average RPI Loss:	159	RECORD	PCT. RANK	GAMES	SCHEDULE	OF SCHEDULE	RPI	RPI	RPI	RPI
DIV. I ONLY	4- 10	280	2- 7	325	155	297	297	26	26	
DIV. I NON-CONF.	2- 6	280	0- 5	269	151	283	283	27	27	

TOTALS	RPI 1-25	RPI 26-50	W-L RECORDS	RPI 51-100	RPI 101-150	RPI 150+				
4- 10	0- 0	0- 0	OVERALL	0- 1	0- 5	4- 4				
2- 3	0- 0	0- 0	HOME	0- 1	0- 1	2- 1				
2- 7	0- 0	0- 0	AWAY	0- 0	0- 4	2- 3				
0- 0	0- 0	0- 0	NEUTRAL	0- 0	0- 0	0- 0				
2- 6	0- 0	0- 0	NON-CONFERENCE	0- 1	0- 4	2- 1				
1- 2	0- 0	0- 0	HOME	0- 1	0- 1	1- 0				
1- 4	0- 0	0- 0	AWAY	0- 0	0- 3	1- 1				
0- 0	0- 0	0- 0	NEUTRAL	0- 0	0- 0	0- 0				
2- 4	0- 0	0- 0	CONFERENCE	0- 0	0- 1	2- 3				
1- 1	0- 0	0- 0	HOME	0- 0	0- 0	1- 1				
1- 3	0- 0	0- 0	AWAY	0- 0	0- 1	1- 2				
0- 0	0- 0	0- 0	NEUTRAL	0- 0	0- 0	0- 0				

RPI 1-25				RPI 26-50				RPI 51-100				RPI 101+ Team's RPI: 297			
RPI	S	Opponent	Score	RPI	S	Opponent	Score	RPI	S	Opponent	Score	RPI	S	Opponent	Score
								84	H	Ohio	57 69	110	A	George Mason	41 64
												125	A	Bowling Green	60 77
												126	H	Kent St.	57 65
												148	A	Jacksonville St.	51 65
												149	A	Cincinnati	53 64
												156	H	SIUE	60 62
												209	A	Southeast Mo. St.	55 69
												234	A	Akron	45 62
												240	H	UNCG	70 59
												252	A	UT Martin	49 77
												318	A	Tennessee Tech	76 68
												326	A	Western Caro.	62 59
												337	H	Eastern Ill.	67 51
LAST 12 Division I GAMES:															
209	A	Southeast Mo. St.	55 69	110	A	George Mason	41 64								
252	A	UT Martin	49 77	126	H	Kent St.	57 65								
337	H	Eastern Ill.	67 51	84	H	Ohio	57 69								
156	H	SIUE	60 62	149	A	Cincinnati	53 64								
318	A	Tennessee Tech	76 68	234	A	Akron	45 62								
148	A	Jacksonville St.	51 65	240	H	UNCG	70 59								

Non-Div I Games: Ohio Christian 69 45

Eastern Ky.

Average RPI Win: 194

Average RPI Loss: 174

WON-LOST
RECORDWINNING
PCT. RANKLAST 10
GAMESSTRENGTH OF
SCHEDULEOPP. STRENGTH
OF SCHEDULETEAM
RPIADJ.
RPICONF.
RPIADJ CONF.
RPIDIV. I ONLY
DIV. I NON-CONF.7- 9
3- 7209
2546- 4
2- 4243
327228
325208
304208
3047
87
8

TOTALS

RPI 1-25

RPI 26-50

W-L RECORDS

RPI 51-100

RPI 101-150

RPI 150+

7- 9
4- 1
3- 7
0- 10- 0
0- 0
0- 0
0- 00- 0
0- 0
0- 0
0- 0OVERALL
HOME
AWAY
NEUTRAL2- 1
2- 0
0- 1
0- 02- 4
0- 1
2- 3
0- 03- 4
2- 0
1- 3
0- 13- 7
2- 0
1- 6
0- 10- 0
0- 0
0- 0
0- 00- 0
0- 0
0- 0
0- 0NON-CONFERENCE
HOME
AWAY
NEUTRAL0- 1
0- 0
0- 1
0- 00- 2
0- 0
0- 2
0- 03- 4
2- 0
1- 3
0- 14- 2
2- 1
2- 1
0- 00- 0
0- 0
0- 0
0- 00- 0
0- 0
0- 0
0- 0CONFERENCE
HOME
AWAY
NEUTRAL2- 0
2- 0
0- 0
0- 02- 2
0- 1
2- 1
0- 00- 0
0- 0
0- 0
0- 0

RPI 1-25

RPI 26-50

RPI 51-100

RPI 101+

Team's RPI: 208

RPI S Opponent Score

RPI S Opponent Score

RPI S Opponent Score

RPI S Opponent Score

51 A Minnesota 56 80
53 H Toledo 70 57
93 H Western Mi ch. 69 67105 A Cleveland St. 65 77
121 A Miami (OH) 74 59
125 A Bowling Green 54 52
126 A Kent St. 69 76
126 H Kent St. 60 67
147 A Loyola Marymount 64 73
210 N Denver 54 60
230 A St. Bonaventure 51 70
245 A Illinois St. 56 65
287 A Detroit Mercy 78 76
327 A Ill. -Chicago 70 73
332 H Florida A&M 83 61
348 H Longwood 73 44

LAST 12 Division I GAMES:

93 H Western Mi ch.	69 67	348 H Longwood	73 44
121 A Miami (OH)	74 59	287 A Detroit Mercy	78 76
126 A Kent St.	69 76	245 A Illinois St.	56 65
53 H Toledo	70 57	327 A Ill. -Chicago	70 73
125 A Bowling Green	54 52	51 A Minnesota	56 80
126 H Kent St.	60 67	147 A Loyola Marymount	64 73

E
a
s
t
e
r
n
M
i
c
h
.E
a
s
t
e
r
n
M
i
c
h
.

Non-Div I Games: Rochester College 62 29

Eastern Mich.

Average RPI Win: 245			WON-LOST	WINNING	LAST 10	STRENGTH OF	OPP. STRENGTH	TEAM	ADJ.	CONF.	ADJ CONF.
Average RPI Loss: 94			RECORD	PCT. RANK	GAMES	SCHEDULE	OF SCHEDULE	RPI	RPI	RPI	RPI
DIV. I ONLY			7- 9	209	5- 4	173	114	197	197	19	19
DIV. I NON-CONF.			4- 7	226	2- 4	133	128	197	197	16	16

TOTALS		RPI 1-25		RPI 26-50		W-L RECORDS		RPI 51-100	RPI 101-150	RPI 150+	
7- 9		0- 1		0- 2		OVERALL		0- 2		0- 2	7- 2
4- 3		0- 0		0- 1		HOME		0- 0		0- 1	4- 1
2- 5		0- 1		0- 1		AWAY		0- 1		0- 1	2- 1
1- 1		0- 0		0- 0		NEUTRAL		0- 1		0- 0	1- 0
4- 7		0- 1		0- 1		NON-CONFERENCE		0- 2		0- 1	4- 2
2- 2		0- 0		0- 0		HOME		0- 0		0- 1	2- 1
1- 4		0- 1		0- 1		AWAY		0- 1		0- 0	1- 1
1- 1		0- 0		0- 0		NEUTRAL		0- 1		0- 0	1- 0
3- 2		0- 0		0- 1		CONFERENCE		0- 0		0- 1	3- 0
2- 1		0- 0		0- 1		HOME		0- 0		0- 0	2- 0
1- 1		0- 0		0- 0		AWAY		0- 0		0- 1	1- 0
0- 0		0- 0		0- 0		NEUTRAL		0- 0		0- 0	0- 0

RPI 1-25				RPI 26-50				RPI 51-100				RPI 101+ Team's RPI: 197			
RPI	S	Opponent	Score	RPI	S	Opponent	Score	RPI	S	Opponent	Score	RPI	S	Opponent	Score
5	A	Oregon	40 81	38	H	Northern Colo.	65 70	60	N	Saint Mary's (CA)	56 76	132	H	BYU	69 73
				44	A	Purdue	40 65	64	A	Gonzaga	45 69	143	A	Portland St.	60 75
												174	H	Boise St.	57 61
												185	H	North Dakota	74 70
												190	A	Fresno St.	56 81
												193	H	Cal Poly	75 72
												202	H	Idaho	71 64
												252	N	UT Martin	61 58
												271	A	Sacramento St.	83 72
												305	H	Utah Valley	61 41
												309	A	Air Force	65 63

LAST 12 Division I GAMES:															
202	H	Idaho	71 64	60	N	Saint Mary's (CA)	56 76	44	A	Purdue	40 65	193	H	Cal Poly	75 72
271	A	Sacramento St.	83 72	44	A	Purdue	40 65	174	H	Boise St.	57 61	64	A	Gonzaga	45 69
143	A	Portland St.	60 75	193	H	Cal Poly	75 72	64	A	Gonzaga	45 69	305	H	Utah Valley	61 41
185	H	North Dakota	74 70	174	H	Boise St.	57 61	305	H	Utah Valley	61 41				
38	H	Northern Colo.	65 70	64	A	Gonzaga	45 69								
252	N	UT Martin	61 58	305	H	Utah Valley	61 41								

Non-Div I Games: Multnomah 88 42

Eastern Wash.

Average RPI	Win:	203	WON-LOST	WINNING	LAST 10	STRENGTH OF	OPP. STRENGTH	TEAM	ADJ.	CONF.	ADJ CONF.
Average RPI	Loss:	79	RECORD	PCT. RANK	GAMES	SCHEDULE	OF SCHEDULE	RPI	RPI	RPI	RPI
DIV. I ONLY		9- 6		116	4- 5	119	113	82	82	10	10
DIV. I NON-CONF.		7- 3		74	3- 3	168	71	63	63	11	11

TOTALS	RPI 1-25		RPI 26-50		W-L RECORDS	RPI 51-100		RPI 101-150		RPI 150+	
9- 6	0- 0		0- 2		OVERALL	2- 2		0- 2		7- 0	
5- 0	0- 0		0- 0		HOME	0- 0		0- 0		5- 0	
3- 5	0- 0		0- 0		AWAY	1- 0		0- 0		2- 0	
1- 1	0- 0		0- 1		NEUTRAL	1- 0		0- 0		0- 0	
7- 3	0- 0		0- 2		NON-CONFERENCE	2- 0		0- 1		5- 0	
3- 0	0- 0		0- 0		HOME	0- 0		0- 0		3- 0	
3- 2	0- 0		0- 1		AWAY	1- 0		0- 1		2- 0	
1- 1	0- 0		0- 1		NEUTRAL	1- 0		0- 0		0- 0	
2- 3	0- 0		0- 0		CONFERENCE	0- 2		0- 1		2- 0	
2- 0	0- 0		0- 0		HOME	0- 0		0- 0		2- 0	
0- 3	0- 0		0- 0		AWAY	0- 2		0- 1		0- 0	
0- 0	0- 0		0- 0		NEUTRAL	0- 0		0- 0		0- 0	

RPI 1-25				RPI 26-50				RPI 51-100				RPI 101+			
RPI	S	Opponent	Score	RPI	S	Opponent	Score	RPI	S	Opponent	Score	RPI	S	Opponent	Score
				26	A	NC State	57 70	55	A	UCF	71 57	102	A	Wake Forest	51 53
				31	N	Iowa	61 74	62	N	Al abama	60 55	134	A	William & Mary	75 81
								87	A	James Madi son	67 70	155	A	Davi dson	75 58
								94	A	Del aware	66 80	163	H	Hampton	82 59
												198	H	Northeastern	78 71
												264	A	N. C. A&T	90 59
												268	H	UNCW	75 67
												322	H	N. C. Central	78 50
												343	H	Winthrop	98 37
LAST 12 Division I GAMES:															
				134	A	William & Mary	75 81	26	A	NC State	57 70				
				87	A	James Madi son	67 70	155	A	Davi dson	75 58				
				198	H	Northeastern	78 71	102	A	Wake Forest	51 53				
				94	A	Del aware	66 80	31	N	Iowa	61 74				
				268	H	UNCW	75 67	62	N	Al abama	60 55				
				322	H	N. C. Central	78 50	55	A	UCF	71 57				

Non-Div I Games: Coker 106 54

Elon

Average RPI Win:	306	WON-LOST	WINNING	LAST 10	STRENGTH OF	OPP. STRENGTH	TEAM	ADJ.	CONF.	ADJ CONF.
Average RPI Loss:	205	RECORD	PCT. RANK	GAMES	SCHEDULE	OF SCHEDULE	RPI	RPI	RPI	RPI

DIV. I ONLY	1- 13	339	0- 9	312	283	347	347	24	24
DIV. I NON-CONF.	1- 8	313	0- 6	310	338	345	345	21	21

TOTALS	RPI 1-25	RPI 26-50	W-L RECORDS	RPI 51-100	RPI 101-150	RPI 150+			
1- 13	0- 0	0- 1	OVERALL	0- 0	0- 3	1- 9			
1- 3	0- 0	0- 0	HOME	0- 0	0- 1	1- 2			
0- 10	0- 0	0- 0	AWAY	0- 0	0- 1	0- 1			
0- 0	0- 0	0- 0	NEUTRAL	0- 0	0- 0	0- 0			
1- 8	0- 0	0- 1	NON-CONFERENCE	0- 0	0- 1	1- 6			
1- 1	0- 0	0- 0	HOME	0- 0	0- 0	1- 1			
0- 7	0- 0	0- 1	AWAY	0- 0	0- 1	0- 5			
0- 0	0- 0	0- 0	NEUTRAL	0- 0	0- 0	0- 0			
0- 5	0- 0	0- 0	CONFERENCE	0- 0	0- 2	0- 3			
0- 2	0- 0	0- 0	HOME	0- 0	0- 1	0- 1			
0- 3	0- 0	0- 0	AWAY	0- 0	0- 1	0- 2			
0- 0	0- 0	0- 0	NEUTRAL	0- 0	0- 0	0- 0			

RPI S Opponent	Score	RPI S Opponent	Score	RPI S Opponent	Score	RPI S Opponent	Score
		49 A Western Ky.	54 92			107 A Kentucky	62 100
						117 H Missouri St.	65 95
						128 A Drake	66 107
						166 H Southern Ill.	62 74
						194 A UNI	41 65
						209 A Southeast Mo. St.	65 74
						218 H Morehead St.	75 82
						242 A Austin Peay	73 82
						265 A Alabama A&M	56 70
						301 A Indiana St.	48 56
						306 H Murray St.	89 81
						327 A Ill. -Chicago	77 96
						337 A Eastern Ill.	52 79

Team's RPI: 347							
LAST 12 Division I GAMES:							
128 A Drake	66 107	327 A Ill. -Chicago	77 96				
194 A UNI	41 65	218 H Morehead St.	75 82				
301 A Indiana St.	48 56	107 A Kentucky	62 100				
117 H Missouri St.	65 95	242 A Austin Peay	73 82				
166 H Southern Ill.	62 74	49 A Western Ky.	54 92				
209 A Southeast Mo. St.	65 74	337 A Eastern Ill.	52 79				

Non-Div I Games: Oakland City 96 59 Westminster (MO) 79 53

Average RPI Win: 177

Average RPI Loss: 57

WON-LOST
RECORDWINNING
PCT. RANKLAST 10
GAMESSTRENGTH OF
SCHEDULEOPP. STRENGTH
OF SCHEDULETEAM
RPIADJ.
RPICONF.
RPIADJ CONF.
RPIDIV. I ONLY
DIV. I NON-CONF.14- 3
11- 321
467- 1
5- 197
41107
7441
2241
2222
2022
20

TOTALS

RPI 1-25

RPI 26-50

W-L RECORDS

RPI 51-100

RPI 101-150

RPI 150+

14- 3

0- 1

2- 0

OVERALL

0- 2

3- 0

9- 0

8- 0

0- 0

1- 0

HOME

0- 0

2- 0

5- 0

4- 1

0- 0

0- 0

AWAY

0- 0

0- 0

4- 0

2- 2

0- 1

1- 0

NEUTRAL

0- 1

1- 0

0- 0

11- 3

0- 1

2- 0

NON-CONFERENCE

0- 2

3- 0

6- 0

5- 0

0- 0

1- 0

HOME

0- 0

2- 0

2- 0

4- 1

0- 0

0- 0

AWAY

0- 1

0- 0

4- 0

2- 2

0- 1

1- 0

NEUTRAL

0- 1

1- 0

0- 0

3- 0

0- 0

0- 0

CONFERENCE

0- 0

0- 0

3- 0

3- 0

0- 0

0- 0

HOME

0- 0

0- 0

3- 0

0- 0

0- 0

0- 0

AWAY

0- 0

0- 0

0- 0

0- 0

0- 0

0- 0

NEUTRAL

0- 0

0- 0

0- 0

RPI 1-25

RPI 26-50

Team's RPI: 41

RPI 51-100

RPI 101+

RPI	S	Opponent	Score
7	N	Ohio St.	62 104

RPI	S	Opponent	Score
29	N	DePaul	89 84
36	H	South Dakota St.	87 78

RPI	S	Opponent	Score
74	N	Belmont	65 75
90	A	Chattanooga	61 68

RPI	S	Opponent	Score
101	H	Harvard	65 56
107	H	Kentucky	70 64
126	N	Kent St.	80 62
154	H	Illinois	85 61
156	H	SIUE	66 49
172	H	Stetson	80 40
206	A	Siena	63 50
234	A	Akron	82 63
239	A	Abilene Christian	94 55
286	A	FIU	88 52
293	H	USC Upstate	93 60
345	H	NJIT	90 66

LAST 12 Division I GAMES:

293	H	USC Upstate	93 60
345	H	NJIT	90 66
172	H	Stetson	80 40
36	H	South Dakota St.	87 78
156	H	SIUE	66 49
101	H	Harvard	65 56

90	A	Chattanooga	61 68
107	H	Kentucky	70 64
239	A	Abilene Christian	94 55
74	N	Belmont	65 75
7	N	Ohio St.	62 104
29	N	DePaul	89 84

Non-Div I Games:

Southeastern (FL)

76 66

Ave Maria

99 35

Fla. Memorial

82 43

FGCU

Loss,
 Non-Conf,
 S Site,
 H Home
A Away
 N Neutral

Average RPI Win:	282	WON-LOST	WINNING	LAST 10	STRENGTH OF	OPP. STRENGTH	TEAM	ADJ.	CONF.	ADJ CONF.
Average RPI Loss:	154	RECORD	PCT. RANK	GAMES	SCHEDULE	OF SCHEDULE	RPI	RPI	RPI	RPI
DIV. I ONLY	5- 12	275	3- 7	180	294	286	286	18	18	
DIV. I NON-CONF.	3- 10	285	2- 6	259	286	328	328	19	19	

TOTALS	RPI 1-25	RPI 26-50	W-L RECORDS	RPI 51-100	RPI 101-150	RPI 150+				
5- 12	0- 1	0- 2	OVERALL	0- 1	1- 2	4- 6				
5- 7	0- 1	0- 1	HOME	0- 0	1- 2	4- 3				
0- 5	0- 0	0- 1	AWAY	0- 1	0- 0	0- 3				
0- 0	0- 0	0- 0	NEUTRAL	0- 0	0- 0	0- 0				
3- 10	0- 1	0- 1	NON-CONFERENCE	0- 1	0- 1	3- 6				
3- 6	0- 1	0- 1	HOME	0- 0	0- 1	3- 3				
0- 4	0- 0	0- 0	AWAY	0- 1	0- 0	0- 3				
0- 0	0- 0	0- 0	NEUTRAL	0- 0	0- 0	0- 0				
2- 2	0- 0	0- 1	CONFERENCE	0- 0	1- 1	1- 0				
2- 1	0- 0	0- 0	HOME	0- 0	1- 1	1- 0				
0- 1	0- 0	0- 1	AWAY	0- 0	0- 0	0- 0				
0- 0	0- 0	0- 0	NEUTRAL	0- 0	0- 0	0- 0				

RPI 1-25				RPI 26-50				RPI 51-100				RPI 101+ Team's RPI: 286			
RPI	S	Opponent	Score	RPI	S	Opponent	Score	RPI	S	Opponent	Score	RPI	S	Opponent	Score
22	H	South Fla.	52 82	41	H	FGCU	52 88	77	A	Miami (FL)	69 77	123	H	Clemson	65 67
				49	A	Western Ky.	47 101					127	H	Rice	68 58
												140	H	UTEP	76 77
												158	A	Georgetown	56 77
												215	H	Bethune-Cookman	59 77
												233	A	Howard	62 69
												251	A	Morgan St.	51 62
												265	H	Alabama A&M	51 58
												270	H	North Dakota St.	68 71
												309	H	Air Force	70 69
												317	H	Vermont	80 70
												321	H	Marshall	67 54
												334	H	Charleston So.	77 70
LAST 12 Division I GAMES:															
127	H	Rice	68 58	270	H	North Dakota St.	68 71	22	H	South Fla.	52 82				
49	A	Western Ky.	47 101					251	A	Morgan St.	51 62				
321	H	Marshall	67 54					233	A	Howard	62 69				
140	H	UTEP	76 77					158	A	Georgetown	56 77				
317	H	Vermont	80 70					334	H	Charleston So.	77 70				
123	H	Clemson	65 67												

Non-Div I Games:

FIU

Average RPI Win:	266	WON-LOST	WINNING	LAST 10	STRENGTH OF	OPP. STRENGTH	TEAM	ADJ.	CONF.	ADJ CONF.
Average RPI Loss:	178	RECORD	PCT. RANK	GAMES	SCHEDULE	OF SCHEDULE	RPI	RPI	RPI	RPI
DIV. I ONLY	7- 10	221	5- 5	311	287	277	277	25	25	
DIV. I NON-CONF.	3- 8	268	2- 4	255	295	286	286	25	25	

TOTALS	RPI 1-25	RPI 26-50	W-L RECORDS	RPI 51-100	RPI 101-150	RPI 150+				
7- 10	0- 1	0- 0	OVERALL	0- 1	0- 1	7- 7				
5- 3	0- 1	0- 0	HOME	0- 0	0- 0	5- 2				
2- 6	0- 0	0- 0	AWAY	0- 1	0- 1	2- 4				
0- 1	0- 0	0- 0	NEUTRAL	0- 0	0- 0	0- 1				
3- 8	0- 1	0- 0	NON-CONFERENCE	0- 1	0- 1	3- 5				
2- 2	0- 1	0- 0	HOME	0- 0	0- 0	2- 1				
1- 5	0- 0	0- 0	AWAY	0- 1	0- 1	1- 3				
0- 1	0- 0	0- 0	NEUTRAL	0- 0	0- 0	0- 1				
4- 2	0- 0	0- 0	CONFERENCE	0- 0	0- 0	4- 2				
3- 1	0- 0	0- 0	HOME	0- 0	0- 0	3- 1				
1- 1	0- 0	0- 0	AWAY	0- 0	0- 0	1- 1				
0- 0	0- 0	0- 0	NEUTRAL	0- 0	0- 0	0- 0				

RPI 1-25				RPI 26-50				RPI 51-100				RPI 101+				Team's RPI: 277
RPI	S	Opponent	Score	RPI	S	Opponent	Score	RPI	S	Opponent	Score	RPI	S	Opponent	Score	
20	H	Villanova	44 73					97	A	Seton Hall	61 80	134	A	William & Mary	47 57	
												159	A	Boston College	66 58	
												160	N	New Hampshire	61 71	
												164	A	Lehigh	53 56	
												184	A	Marist	63 71	
												187	H	Niagara	59 53	
												198	A	Northeastern	43 63	
												228	H	Richmond	67 72	
												258	H	Monmouth	61 55	
												263	H	Mt. St. Mary's	76 65	
												274	H	Rider	45 61	
												314	A	Canisius	56 52	
												325	A	Rhode Island	47 62	
												329	H	Saint Peter's	62 41	
												349	H	UMass Lowell	78 67	

LAST 12 Division I GAMES:																
329	H	Saint Peter's	62 41	97	A	Seton Hall	61 80	325	A	Rhode Island	47 62	20	H	Villanova	44 73	
184	A	Marist	63 71	20	H	Villanova	44 73	159	A	Boston College	66 58	349	H	UMass Lowell	78 67	
274	H	Rider	45 61	159	A	Boston College	66 58	160	N	New Hampshire	61 71					
258	H	Monmouth	61 55													
187	H	Niagara	59 53													
314	A	Canisius	56 52													

Non-Div I Games:

Fairfield

Average RPI	Win: 300	WON-LOST	WINNING	LAST 10	STRENGTH OF	OPP. STRENGTH	TEAM	ADJ.	CONF.	ADJ CONF.
Average RPI	Loss: 187	RECORD	PCT. RANK	GAMES	SCHEDULE	OF SCHEDULE	RPI	RPI	RPI	RPI
DIV. I ONLY	9- 7	134	5- 5	347	307	292	292	29	29	
DIV. I NON-CONF.	7- 3	74	4- 2	345	317	250	250	28	28	

TOTALS	RPI 1-25	RPI 26-50	W-L RECORDS	RPI 51-100	RPI 101-150	RPI 150+				
9- 7	0- 1	0- 0	OVERALL	0- 0	0- 2	9- 4				
6- 4	0- 0	0- 0	HOME	0- 0	0- 2	6- 2				
3- 3	0- 1	0- 0	AWAY	0- 0	0- 0	3- 2				
0- 0	0- 0	0- 0	NEUTRAL	0- 0	0- 0	0- 0				
7- 3	0- 1	0- 0	NON-CONFERENCE	0- 0	0- 0	7- 2				
5- 1	0- 0	0- 0	HOME	0- 0	0- 0	5- 1				
2- 2	0- 1	0- 0	AWAY	0- 0	0- 0	2- 1				
0- 0	0- 0	0- 0	NEUTRAL	0- 0	0- 0	0- 0				
2- 4	0- 0	0- 0	CONFERENCE	0- 0	0- 2	2- 2				
1- 3	0- 0	0- 0	HOME	0- 0	0- 2	1- 1				
1- 1	0- 0	0- 0	AWAY	0- 0	0- 0	1- 1				
0- 0	0- 0	0- 0	NEUTRAL	0- 0	0- 0	0- 0				

RPI 1-25				RPI 26-50				RPI 51-100				RPI 101+ Team's RPI: 292			
RPI	S	Opponent	Score	RPI	S	Opponent	Score	RPI	S	Opponent	Score	RPI	S	Opponent	Score
10	A	Rutgers	35 101									141	H	Saint Francis (PA)	56 80
												142	H	Robert Morris	68 77
												192	H	Army West Point	58 56
												233	A	Howard	65 68
												237	H	Stony Brook	51 56
												258	H	Monmouth	78 61
												261	H	Colgate	61 51
												263	A	Mt. St. Mary's	52 55
												285	H	Bryant	48 65
												303	H	Central Conn. St.	78 49
												316	A	Wagner	74 64
												329	H	Saint Peter's	69 59
												345	A	NJIT	74 70
												348	A	Longwood	72 52
												349	H	UMass Lowell	60 51
LAST 12 Division I GAMES:															
303	H	Central Conn. St.	78 49	329	H	Saint Peter's	69 59	10	A	Rutgers	35 101				
285	H	Bryant	48 65	349	H	UMass Lowell	60 51								
263	A	Mt. St. Mary's	52 55	258	H	Monmouth	78 61								
316	A	Wagner	74 64	233	A	Howard	65 68								
141	H	Saint Francis (PA)	56 80	348	A	Longwood	72 52								
142	H	Robert Morris	68 77												

Non-Div I Games: Rutgers-Newark 76 40

Fairleigh Dickinson

Average RPI	Win:	272	WON-LOST	WINNING	LAST 10	STRENGTH OF	OPP. STRENGTH	TEAM	ADJ.	CONF.	ADJ CONF.
Average RPI	Loss:	125	RECORD	PCT. RANK	GAMES	SCHEDULE	OF SCHEDULE	RPI	RPI	RPI	RPI
DIV. I ONLY		8- 6		130	6- 4	276	266	222	222	18	18
DIV. I NON-CONF.		6- 5		153	6- 3	324	200	248	248	19	19

TOTALS	RPI 1-25		RPI 26-50		W-L RECORDS	RPI 51-100		RPI 101-150		RPI 150+	
8- 6	0- 0		0- 0		OVERALL	0- 2		1- 3		7- 1	
6- 3	0- 0		0- 0		HOME	0- 1		1- 1		5- 1	
2- 2	0- 0		0- 0		AWAY	0- 1		0- 1		2- 0	
0- 1	0- 0		0- 0		NEUTRAL	0- 0		0- 1		0- 0	
6- 5	0- 0		0- 0		NON-CONFERENCE	0- 2		0- 2		6- 1	
4- 2	0- 0		0- 0		HOME	0- 1		0- 0		4- 1	
2- 2	0- 0		0- 0		AWAY	0- 1		0- 1		2- 0	
0- 1	0- 0		0- 0		NEUTRAL	0- 0		0- 1		0- 0	
2- 1	0- 0		0- 0		CONFERENCE	0- 0		1- 1		1- 0	
2- 1	0- 0		0- 0		HOME	0- 0		1- 1		1- 0	
0- 0	0- 0		0- 0		AWAY	0- 0		0- 0		0- 0	
0- 0	0- 0		0- 0		NEUTRAL	0- 0		0- 0		0- 0	

RPI 1-25				RPI 26-50				RPI 51-100				RPI 101+ Team's RPI : 222					
RPI	S	Opponent	Score	RPI	S	Opponent	Score	RPI	S	Opponent	Score	RPI	S	Opponent	Score		
								69	H	Mercer	55	66	111	A	Col orado	69	76
								72	A	Nebraska	69	86	125	N	Bowl ing Green	55	66
													127	H	Ri ce	53	67
													140	H	UTEP	72	66
													223	H	North Flori da	83	75
													243	H	Grand Canyon	73	77
													278	H	St. Franci s Brookl yn	80	60
													281	H	UMKC	65	55
													301	A	Indi ana St.	66	58
													312	A	Georgi a St.	82	50
													319	H	Del aware St.	90	67
													321	H	Marshal l	79	59

LAST 12 Di vi si on I GAMES:																	
				127	H	Rice	53	67	312	A	Georgi a St.	82	50				
				140	H	UTEP	72	66	223	H	North Flori da	83	75				
				321	H	Marshal l	79	59	243	H	Grand Canyon	73	77				
				281	H	UMKC	65	55	125	N	Bowl ing Green	55	66				
				319	H	Del aware St.	90	67	278	H	St. Franci s Brookl yn	80	60				
				72	A	Nebraska	69	86	301	A	Indi ana St.	66	58				

Non-Div I Games:

Fla. Atlantic

Average RPI Win:	228	WON-LOST	WINNING	LAST 10	STRENGTH OF	OPP. STRENGTH	TEAM	ADJ.	CONF.	ADJ CONF.
Average RPI Loss:	90	RECORD	PCT. RANK	GAMES	SCHEDULE	OF SCHEDULE	RPI	RPI	RPI	RPI
DIV. I ONLY	8- 10	205	3- 7	149	96	212	212	2	2	
DIV. I NON-CONF.	8- 5	112	5- 2	219	136	190	190	2	2	

TOTALS	RPI 1-25	RPI 26-50	W-L RECORDS	RPI 51-100	RPI 101-150	RPI 150+				
8- 10	0- 2	1- 1	OVERALL	0- 3	1- 2	6- 2				
5- 7	0- 2	0- 1	HOME	0- 2	1- 1	4- 1				
1- 2	0- 0	1- 0	AWAY	0- 1	0- 1	0- 0				
2- 1	0- 0	0- 0	NEUTRAL	0- 0	0- 0	2- 1				
8- 5	0- 2	1- 0	NON-CONFERENCE	0- 1	1- 0	6- 2				
5- 4	0- 2	0- 0	HOME	0- 1	1- 0	4- 1				
1- 0	0- 0	1- 0	AWAY	0- 0	0- 0	0- 0				
2- 1	0- 0	0- 0	NEUTRAL	0- 0	0- 0	2- 1				
0- 5	0- 0	0- 1	CONFERENCE	0- 2	0- 2	0- 0				
0- 3	0- 0	0- 1	HOME	0- 1	0- 1	0- 0				
0- 2	0- 0	0- 0	AWAY	0- 1	0- 1	0- 0				
0- 0	0- 0	0- 0	NEUTRAL	0- 0	0- 0	0- 0				

RPI 1-25				RPI 26-50				RPI 51-100				RPI 101+ Team's RPI: 212			
RPI	S	Opponent	Score	RPI	S	Opponent	Score	RPI	S	Opponent	Score	RPI	S	Opponent	Score
6	H	Florida St.	54 84	28	A	Oklahoma	80 61	62	H	Alabama	54 63	107	H	Kentucky	53 56
7	H	Ohio St.	77 103	48	H	LSU	59 66	90	H	Chattanooga	60 65	108	A	Auburn	55 84
								92	A	Ole Miss	75 78	116	H	Jacksonville	69 59
												152	H	Saint Joseph's	71 51
												172	N	Stetson	71 85
												203	H	Arkansas St.	69 70
												228	N	Richmond	87 80
												312	H	Georgia St.	82 66
												319	H	Delaware St.	85 51
												321	H	Marshall	74 69
												346	N	Savannah St.	90 40
LAST 12 Division I GAMES:															
48	H	LSU	59 66	152	H	Saint Joseph's	71 51	90	H	Chattanooga	60 65				
107	H	Kentucky	53 56	321	H	Marshall	74 69								
92	A	Ole Miss	75 78	7	H	Ohio St.	77 103	28	A	Oklahoma	80 61				
62	H	Alabama	54 63	116	H	Jacksonville	69 59								
108	A	Auburn	55 84												
319	H	Delaware St.	85 51												

Non-Div I Games:

Florida

Average RPI Win:	293	WON-LOST	WINNING	LAST 10	STRENGTH OF	OPP. STRENGTH	TEAM	ADJ.	CONF.	ADJ CONF.
Average RPI Loss:	208	RECORD	PCT. RANK	GAMES	SCHEDULE	OF SCHEDULE	RPI	RPI	RPI	RPI
DIV. I ONLY	3- 14	309	2- 7	320	265	332	332	31	31	
DIV. I NON-CONF.	1- 11	331	1- 5	301	225	339	339	31	31	

TOTALS	RPI 1-25	RPI 26-50	W-L RECORDS	RPI 51-100	RPI 101-150	RPI 150+				
3- 14	0- 0	0- 0	OVERALL	0- 2	0- 2	3- 10				
2- 2	0- 0	0- 0	HOME	0- 0	0- 0	2- 2				
1- 11	0- 0	0- 0	AWAY	0- 2	0- 2	1- 7				
0- 1	0- 0	0- 0	NEUTRAL	0- 0	0- 0	0- 1				
1- 11	0- 0	0- 0	NON-CONFERENCE	0- 2	0- 2	1- 7				
0- 2	0- 0	0- 0	HOME	0- 0	0- 0	0- 2				
1- 8	0- 0	0- 0	AWAY	0- 2	0- 2	1- 4				
0- 1	0- 0	0- 0	NEUTRAL	0- 0	0- 0	0- 1				
2- 3	0- 0	0- 0	CONFERENCE	0- 0	0- 0	2- 3				
2- 0	0- 0	0- 0	HOME	0- 0	0- 0	2- 0				
0- 3	0- 0	0- 0	AWAY	0- 0	0- 0	0- 3				
0- 0	0- 0	0- 0	NEUTRAL	0- 0	0- 0	0- 0				

RPI 1-25				RPI 26-50				RPI 51-100				RPI 101+				Team's RPI: 332	
RPI	S	Opponent	Score	RPI	S	Opponent	Score	RPI	S	Opponent	Score	RPI	S	Opponent	Score		
								62	A	Al abama	55	91	121	A	Mi ami (OH)	33	73
								68	A	Kansas St.	57	81	137	A	Xavi er	52	70
													208	A	Eastern Mi ch.	61	83
													215	A	Bethune-Cookman	42	44
													223	H	North Florida	68	77
													225	A	Omaha	73	78
													232	A	Texas Tech	63	82
													233	H	Howard	74	59
													251	A	Morgan St.	56	61
													266	H	Sacred Heart	68	73
													272	N	A&M-Corpus Christi	55	58
													310	A	UTRGV	38	51
													315	A	Coppin St.	56	62
													319	H	Del aware St.	59	54
													326	A	Western Caro.	80	63

LAST 12 Division I GAMES:																	
319	H	Del aware St.	59	54	137	A	Xavi er	52	70								
215	A	Bethune-Cookman	42	44	121	A	Mi ami (OH)	33	73								
315	A	Coppin St.	56	62	223	H	North Florida	68	77								
251	A	Morgan St.	56	61	326	A	Western Caro.	80	63								
233	H	Howard	74	59	272	N	A&M-Corpus Christi	55	58								
62	A	Al abama	55	91	310	A	UTRGV	38	51								

Non-Div I Games: Lynn 74 37

Florida A&M

Average RPI Win:	130	WON-LOST	WINNING	LAST 10	STRENGTH OF	OPP. STRENGTH	TEAM	ADJ.	CONF.	ADJ CONF.
Average RPI Loss:	14	RECORD	PCT. RANK	GAMES	SCHEDULE	OF SCHEDULE	RPI	RPI	RPI	RPI
DIV. I ONLY	16- 2	7	8- 2	16	42	6	6	1	1	
DIV. I NON-CONF.	12- 1	7	6- 1	44	55	8	8	1	1	

TOTALS	RPI 1-25	RPI 26-50	W-L RECORDS	RPI 51-100	RPI 101-150	RPI 150+				
16- 2	1- 2	1- 0	OVERALL	5- 0	3- 0	6- 0				
9- 0	1- 0	0- 0	HOME	3- 0	1- 0	4- 0				
7- 2	0- 2	1- 0	AWAY	2- 0	2- 0	2- 0				
0- 0	0- 0	0- 0	NEUTRAL	0- 0	0- 0	0- 0				
12- 1	1- 1	1- 0	NON-CONFERENCE	2- 0	2- 0	6- 0				
6- 0	1- 0	0- 0	HOME	0- 0	1- 0	4- 0				
6- 1	0- 1	1- 0	AWAY	2- 0	1- 0	2- 0				
0- 0	0- 0	0- 0	NEUTRAL	0- 0	0- 0	0- 0				
4- 1	0- 1	0- 0	CONFERENCE	3- 0	1- 0	0- 0				
3- 0	0- 0	0- 0	HOME	3- 0	0- 0	0- 0				
1- 1	0- 1	0- 0	AWAY	0- 0	1- 0	0- 0				
0- 0	0- 0	0- 0	NEUTRAL	0- 0	0- 0	0- 0				

RPI	S	Opponent	Score
9	A	Texas	72 87
19	A	Syracuse	69 76
23	H	Arizona St.	77 66

RPI	S	Opponent	Score
31	A	Iowa	94 93

RPI	S	Opponent	Score
54	H	Virginia Tech	107 62
56	A	Creighton	92 82
77	H	Miami (FL)	105 67
80	H	North Carolina	103 65
87	A	James Madison	79 63

RPI	S	Opponent	Score
116	H	Jacksonville	82 50
123	A	Clemson	69 47
148	A	Jacksonville St.	75 51
169	H	Samford	87 62
172	H	Stetson	84 39
212	A	Florida	84 54
223	H	North Florida	109 51
249	A	Grambling	96 53
266	H	Sacred Heart	101 52

LAST 12 Division I GAMES:

54	H	Virginia Tech	107 62	56	A	Creighton	92 82
77	H	Miami (FL)	105 67	9	A	Texas	72 87
19	A	Syracuse	69 76	23	H	Arizona St.	77 66
123	A	Clemson	69 47	172	H	Stetson	84 39
80	H	North Carolina	103 65	87	A	James Madison	79 63
116	H	Jacksonville	82 50	31	A	Iowa	94 93

Non-Div I Games:

Florida St.

Average RPI Win:	176	WON-LOST	WINNING	LAST 10	STRENGTH OF	OPP. STRENGTH	TEAM	ADJ.	CONF.	ADJ CONF.
Average RPI Loss:	73	RECORD	PCT. RANK	GAMES	SCHEDULE	OF SCHEDULE	RPI	RPI	RPI	RPI
DIV. I ONLY	14- 5	55	8- 2	130	76	71	71	13	13	
DIV. I NON-CONF.	9- 4	82	5- 1	102	43	58	58	13	13	

TOTALS	RPI 1-25	RPI 26-50	W-L RECORDS	RPI 51-100	RPI 101-150	RPI 150+				
14- 5	0- 1	2- 1	OVERALL	3- 2	1- 0	8- 1				
10- 2	0- 1	1- 0	HOME	3- 1	1- 0	5- 0				
4- 3	0- 0	1- 1	AWAY	0- 1	0- 0	3- 1				
0- 0	0- 0	0- 0	NEUTRAL	0- 0	0- 0	0- 0				
9- 4	0- 1	2- 1	NON-CONFERENCE	2- 1	0- 0	5- 1				
7- 1	0- 1	1- 0	HOME	2- 0	0- 0	4- 0				
2- 3	0- 0	1- 1	AWAY	0- 1	0- 0	1- 1				
0- 0	0- 0	0- 0	NEUTRAL	0- 0	0- 0	0- 0				
5- 1	0- 0	0- 0	CONFERENCE	1- 1	1- 0	3- 0				
3- 1	0- 0	0- 0	HOME	1- 1	1- 0	1- 0				
2- 0	0- 0	0- 0	AWAY	0- 0	0- 0	2- 0				
0- 0	0- 0	0- 0	NEUTRAL	0- 0	0- 0	0- 0				

RPI 1-25				RPI 26-50				RPI 51-100				Team's RPI: 71	RPI 101+			
RPI	S	Opponent	Score	RPI	S	Opponent	Score	RPI	S	Opponent	Score		RPI	S	Opponent	Score
11	H	UCLA	30 67	34	A	St. John's (NY)	67 64	57	H	UC Davis	70 62		115	H	Saint Louis	66 63
				38	H	Northern Colo.	48 33	65	H	Dayton	62 63		155	H	Davi dson	66 58
				46	A	Al bany (NY)	52 59	83	A	Penn St.	60 65		159	A	Boston College	52 55
								91	H	George Washi ngton	61 50		171	H	Pittsburgh	58 55
								100	H	Hartford	69 44		201	H	Bucknel l	71 62
													231	A	Manhattan	54 48
													294	A	Massachusetts	62 51
													308	A	VCU	64 54
													335	H	Iona	78 48
													339	H	UMBC	55 46
LAST 12 Division I GAMES:																
65	H	Dayton	62 63	57	H	UC Davis	70 62									
308	A	VCU	64 54	100	H	Hartford	69 44									
155	H	Davi dson	66 58	11	H	UCLA	30 67									
115	H	Saint Louis	66 63	201	H	Bucknel l	71 62									
294	A	Massachusetts	62 51	34	A	St. John's (NY)	67 64									
91	H	George Washi ngton	61 50	335	H	Iona	78 48									

Non-Div I Games:

Fordham

Average RPI Win: 282

Average RPI Loss: 163

WON-LOST
RECORDWINNING
PCT. RANKLAST 10
GAMESSTRENGTH OF
SCHEDULEOPP. STRENGTH
OF SCHEDULETEAM
RPIADJ.
RPICONF.
RPIADJ CONF.
RPIDIV. I ONLY
DIV. I NON-CONF.3- 12
2- 8301
2902- 7
1- 5151
226304
293295
311295
31114
1414
14

TOTALS

RPI 1-25

RPI 26-50

W-L RECORDS

RPI 51-100

RPI 101-150

RPI 150+

3- 12 0- 1
3- 5 0- 0
0- 7 0- 1
0- 0 0- 00- 0
0- 0
0- 0
0- 0OVERALL
HOME
AWAY
NEUTRAL0- 3
0- 1
0- 2
0- 00- 2
0- 1
0- 1
0- 03- 6
3- 3
0- 3
0- 02- 8 0- 1
2- 2 0- 0
0- 6 0- 1
0- 0 0- 00- 0
0- 0
0- 0
0- 0NON-CONFERENCE
HOME
AWAY
NEUTRAL0- 2
0- 1
0- 1
0- 00- 1
0- 0
0- 1
0- 02- 4
2- 1
0- 3
0- 01- 4 0- 0
1- 3 0- 0
0- 1 0- 0
0- 0 0- 00- 0
0- 0
0- 0
0- 0CONFERENCE
HOME
AWAY
NEUTRAL0- 1
0- 0
0- 1
0- 00- 1
0- 1
0- 0
0- 01- 2
1- 2
0- 0
0- 0

RPI 1-25

RPI S Opponent Score
25 A Mi chi gan 45 77

RPI 26-50

RPI S Opponent Score

RPI 51-100

RPI S Opponent Score
74 A Bel mont 42 74
89 H Mi l waukee 48 60
95 A South Dakota 43 85

RPI 101+

Team's RPI: 295

RPI S Opponent Score
114 H Western Ill. 64 100
137 A Xavi er 50 62
154 A Illi noi s 50 64
199 H Oral Roberts 48 73
210 H Denver 55 73
225 H Omaha 76 65
250 A Val parai so 50 68
283 A Coastal Caro. 58 67
284 H Loyol a Chi cago 79 70
327 H Ill. -Chi cago 51 67
337 H Eastern Ill. 93 77

LAST 12 Division I GAMES:

95 A South Dakota	43 85	25 A Mi chi gan	45 77
225 H Omaha	76 65	89 H Mi l waukee	48 60
210 H Denver	55 73	337 H Eastern Ill.	93 77
199 H Oral Roberts	48 73	283 A Coastal Caro.	58 67
114 H Western Ill.	64 100	137 A Xavi er	50 62
250 A Val parai so	50 68	327 H Ill. -Chi cago	51 67

Non-Div I Games:

Quincy

73 72

Maryville (MO)

70

76

Findlay

55

75

Fort Wayne

Loss, Non-Conf, S Site, H Home A Away N Neutral

Average RPI Win:	219	WON-LOST	WINNING	LAST 10	STRENGTH OF	OPP. STRENGTH	TEAM	ADJ.	CONF.	ADJ CONF.
Average RPI Loss:	154	RECORD	PCT. RANK	GAMES	SCHEDULE	OF SCHEDULE	RPI	RPI	RPI	RPI
DIV. I ONLY	9- 9	162	6- 4	204	177	190	190	16	16	
DIV. I NON-CONF.	5- 6	187	3- 2	181	171	204	204	17	17	

TOTALS	RPI 1-25	RPI 26-50	W-L RECORDS	RPI 51-100	RPI 101-150	RPI 150+				
9- 9	0- 1	0- 0	OVERALL	0- 1	2- 1	7- 6				
7- 2	0- 1	0- 0	HOME	0- 0	2- 0	5- 1				
2- 7	0- 0	0- 0	AWAY	0- 1	0- 1	2- 5				
0- 0	0- 0	0- 0	NEUTRAL	0- 0	0- 0	0- 0				
5- 6	0- 1	0- 0	NON-CONFERENCE	0- 0	2- 1	3- 4				
4- 2	0- 1	0- 0	HOME	0- 0	2- 0	2- 1				
1- 4	0- 0	0- 0	AWAY	0- 0	0- 1	1- 3				
0- 0	0- 0	0- 0	NEUTRAL	0- 0	0- 0	0- 0				
4- 3	0- 0	0- 0	CONFERENCE	0- 1	0- 0	4- 2				
3- 0	0- 0	0- 0	HOME	0- 0	0- 0	3- 0				
1- 3	0- 0	0- 0	AWAY	0- 1	0- 0	1- 2				
0- 0	0- 0	0- 0	NEUTRAL	0- 0	0- 0	0- 0				

RPI 1-25				RPI 26-50				RPI 51-100				RPI 101+				Team's RPI: 190
RPI	S	Opponent	Score	RPI	S	Opponent	Score	RPI	S	Opponent	Score	RPI	S	Opponent	Score	
23	H	Arizona St.	49 81					58	A	New Mexico	75 88	131	H	Weber St.	81 78	
												133	A	Texas St.	59 76	
												144	H	Pacific	81 70	
												174	A	Boise St.	66 75	
												175	A	San Francisco	62 70	
												179	H	Colorado St.	56 45	
												181	A	UT Arlington	54 67	
												183	A	Nevada	73 90	
												197	H	Eastern Wash.	81 56	
												211	A	UC Santa Barbara	64 57	
												224	H	UC Riverside	56 68	
												236	A	CSUN	72 85	
												241	H	Montana	61 58	
												256	H	San Diego St.	64 53	
												300	H	Utah St.	57 56	
												309	A	Air Force	64 58	

LAST 12 Division I GAMES:																
256	H	San Diego St.	64 53	183	A	Nevada	73 90	131	H	Weber St.	81 78					
58	A	New Mexico	75 88	175	A	San Francisco	62 70	241	H	Montana	61 58					
174	A	Boise St.	66 75	144	H	Pacific	81 70	236	A	CSUN	72 85					
179	H	Colorado St.	56 45													
300	H	Utah St.	57 56													
309	A	Air Force	64 58													

Non-Div I Games:

Fresno St.

Average RPI Win: 228

Average RPI Loss: 139

WON-LOST
RECORDWINNING
PCT. RANKLAST 10
GAMESSTRENGTH OF
SCHEDULEOPP. STRENGTH
OF SCHEDULETEAM
RPIADJ.
RPICONF.
RPIADJ CONF.
RPIDIV. I ONLY
DIV. I NON-CONF.9- 7
7- 5134
1324- 5
3- 4265
266122
109165
143165
14317
1517
15

TOTALS

RPI 1-25

RPI 26-50

W-L RECORDS

RPI 51-100

RPI 101-150

RPI 150+

9- 7
5- 1
3- 5
1- 10- 1
0- 0
0- 0
0- 00- 0
0- 0
0- 0
0- 0OVERALL
HOME
AWAY
NEUTRAL1- 2
0- 1
0- 0
1- 00- 1
0- 0
0- 0
0- 18- 3
5- 0
3- 2
0- 07- 5
4- 0
2- 4
1- 10- 1
0- 0
0- 1
0- 00- 0
0- 0
0- 0
0- 0NON-CONFERENCE
HOME
AWAY
NEUTRAL1- 1
0- 0
0- 1
1- 00- 1
0- 0
0- 0
0- 16- 2
4- 0
2- 2
0- 02- 2
1- 1
1- 1
0- 00- 0
0- 0
0- 0
0- 00- 0
0- 0
0- 0
0- 0CONFERENCE
HOME
AWAY
NEUTRAL0- 1
0- 1
0- 0
0- 00- 0
0- 0
0- 0
0- 02- 1
1- 0
1- 1
0- 0

RPI 1-25

RPI	S	Opponent	Score
21	A	Georgia	44 79

RPI 26-50

RPI	S	Opponent	Score
69	H	Mercer	64 86
80	A	North Carolina	56 84
84	N	Ohio	70 68

RPI 51-100

RPI	S	Opponent	Score
69	H	Mercer	64 86
80	A	North Carolina	56 84
84	N	Ohio	70 68

RPI 101+

Team's RPI: 165

RPI	S	Opponent	Score
137	N	Xavier	62 75
155	H	Davidson	65 62
169	H	Samford	45 41
182	A	Gardner-Webb	57 71
227	H	Col. of Charleston	72 58
240	A	UNCG	74 76
247	A	Presbyterian	75 76
255	A	UNC Asheville	71 63
268	H	UNCW	76 71
275	H	Kennesaw St.	78 59
293	A	USC Upstate	80 59
326	A	Western Caro.	68 59

LAST 12 Division I GAMES:

240	A	UNCG	74	76	137	N	Xavier	62	75
326	A	Western Caro.	68	59	84	N	Ohio	70	68
69	H	Mercer	64	86	80	A	North Carolina	56	84
169	H	Samford	45	41	293	A	USC Upstate	80	59
247	A	Presbyterian	75	76	21	A	Georgia	44	79
255	A	UNC Asheville	71	63	268	H	UNCW	76	71

Non-Div I Games:

Bob Jones

93 46

Pfeiffer

102 51

Furman

Average RPI Win:	340	WON-LOST	WINNING	LAST 10	STRENGTH OF	OPP. STRENGTH	TEAM	ADJ.	CONF.	ADJ CONF.
Average RPI Loss:	187	RECORD	PCT. RANK	GAMES	SCHEDULE	OF SCHEDULE	RPI	RPI	RPI	RPI
DIV. I ONLY	1- 14	341	0- 10	224	336	328	328	23	23	
DIV. I NON-CONF.	1- 8	313	0- 5	216	340	324	324	23	23	

TOTALS	RPI 1-25	RPI 26-50	W-L RECORDS	RPI 51-100	RPI 101-150	RPI 150+				
1- 14	0- 0	0- 0	OVERALL	0- 4	0- 2	1- 8				
0- 7	0- 0	0- 0	HOME	0- 2	0- 1	0- 4				
1- 7	0- 0	0- 0	AWAY	0- 2	0- 1	1- 4				
0- 0	0- 0	0- 0	NEUTRAL	0- 0	0- 0	0- 0				
1- 8	0- 0	0- 0	NON-CONFERENCE	0- 4	0- 0	1- 4				
0- 5	0- 0	0- 0	HOME	0- 2	0- 0	0- 3				
1- 3	0- 0	0- 0	AWAY	0- 2	0- 0	1- 1				
0- 0	0- 0	0- 0	NEUTRAL	0- 0	0- 0	0- 0				
0- 6	0- 0	0- 0	CONFERENCE	0- 0	0- 2	0- 4				
0- 2	0- 0	0- 0	HOME	0- 0	0- 1	0- 1				
0- 4	0- 0	0- 0	AWAY	0- 0	0- 1	0- 3				
0- 0	0- 0	0- 0	NEUTRAL	0- 0	0- 0	0- 0				

RPI 1-25				RPI 26-50				RPI 51-100				RPI 101+				Team's RPI: 328
RPI	S	Opponent	Score	RPI	S	Opponent	Score	RPI	S	Opponent	Score	RPI	S	Opponent	Score	
								55	A	UCF	38 62	103	A	South Ala.	52 79	
								62	H	Alabama	36 84	130	H	Little Rock	34 64	
								69	A	Mercer	45 72	203	H	Arkansas St.	62 71	
								88	H	IUPUI	52 72	229	A	Troy	47 88	
												237	H	Stony Brook	49 68	
												264	A	N.C. A&T	49 60	
												275	H	Kennesaw St.	58 60	
												280	A	Appalachian St.	56 87	
												283	A	Coastal Caro.	51 54	
												340	A	South Carolina St.	61 58	
												346	H	Savannah St.	67 71	
LAST 12 Division I GAMES:																
280	A	Appalachian St.	56 87	237	H	Stony Brook	49 68									
283	A	Coastal Caro.	51 54	88	H	IUPUI	52 72									
130	H	Little Rock	34 64	275	H	Kennesaw St.	58 60									
203	H	Arkansas St.	62 71	55	A	UCF	38 62									
103	A	South Ala.	52 79	346	H	Savannah St.	67 71									
229	A	Troy	47 88	340	A	South Carolina St.	61 58									

Non-Div I Games: Coastal Ga. 68 63 Thomas (GA) 79 51

Ga. Southern

Average RPI Win:	251	WON-LOST	WINNING	LAST 10	STRENGTH OF	OPP. STRENGTH	TEAM	ADJ.	CONF.	ADJ CONF.
Average RPI Loss:	132	RECORD	PCT. RANK	GAMES	SCHEDULE	OF SCHEDULE	RPI	RPI	RPI	RPI
DIV. I ONLY	9- 5	95	6- 3	294	282	182	182	28	28	
DIV. I NON-CONF.	7- 2	50	5- 0	287	258	125	125	29	29	
<hr/>										
TOTALS	RPI 1-25	RPI 26-50	W-L RECORDS	RPI 51-100	RPI 101-150	RPI 150+				
9- 5	0- 0	0- 0	OVERALL	0- 1	0- 3	9- 1				
5- 2	0- 0	0- 0	HOME	0- 1	0- 1	5- 0				
4- 3	0- 0	0- 0	AWAY	0- 0	0- 1	4- 1				
0- 0	0- 0	0- 0	NEUTRAL	0- 0	0- 0	0- 0				
7- 2	0- 0	0- 0	NON-CONFERENCE	0- 1	0- 1	7- 0				
4- 1	0- 0	0- 0	HOME	0- 1	0- 0	4- 0				
3- 1	0- 0	0- 0	AWAY	0- 0	0- 1	3- 0				
0- 0	0- 0	0- 0	NEUTRAL	0- 0	0- 0	0- 0				
2- 3	0- 0	0- 0	CONFERENCE	0- 0	0- 2	2- 1				
1- 1	0- 0	0- 0	HOME	0- 0	0- 1	1- 0				
1- 2	0- 0	0- 0	AWAY	0- 0	0- 1	1- 1				
0- 0	0- 0	0- 0	NEUTRAL	0- 0	0- 0	0- 0				

RPI 1-25				RPI 26-50				RPI 51-100				RPI 101+				Team's RPI: 182	
RPI	S	Opponent	Score	RPI	S	Opponent	Score	RPI	S	Opponent	Score	RPI	S	Opponent	Score		
								55	H	UCF	30	65	104	A	High Point	80	83
												107	A	Kentucky	34	72	
												145	H	Liberty	60	85	
												155	A	Davidson	70	65	
												165	H	Furman	71	57	
												214	H	Radford	69	53	
												218	A	Morehead St.	68	60	
												247	A	Presbyterian	69	72	
												263	A	Mt. St. Mary's	75	67	
												276	H	Wofford	73	55	
												293	H	USC Upstate	60	39	
												326	H	Western Caro.	70	67	
												348	A	Longwood	61	54	
LAST 12 Division I GAMES:																	
247	A	Presbyterian	69	72	263	A	Mt. St. Mary's	75	67								
145	H	Liberty	60	85	155	A	Davidson	70	65								
348	A	Longwood	61	54	276	H	Wofford	73	55								
214	H	Radford	69	53	293	H	USC Upstate	60	39								
104	A	High Point	80	83	165	H	Furman	71	57								
326	H	Western Caro.	70	67	55	H	UCF	30	65								

Non-Div I Games: Montreat 83 26 Converse 82 59 Pfeiffer 72 53

Gardner-Webb

Average RPI	Win: 241	WON-LOST	WINNING	LAST 10	STRENGTH OF	OPP. STRENGTH	TEAM	ADJ.	CONF.	ADJ CONF.
Average RPI	Loss: 67	RECORD	PCT. RANK	GAMES	SCHEDULE	OF SCHEDULE	RPI	RPI	RPI	RPI
DIV. I ONLY	15- 4	32	8- 2	318	152	110	110	13	13	
DIV. I NON-CONF.	11- 3	46	5- 2	292	214	111	111	13	13	

TOTALS	RPI 1-25	RPI 26-50	W-L RECORDS	RPI 51-100	RPI 101-150	RPI 150+				
15- 4	0- 1	0- 1	OVERALL	1- 1	1- 1	13- 0				
11- 0	0- 0	0- 0	HOME	1- 0	0- 0	10- 0				
3- 4	0- 0	0- 0	AWAY	0- 1	0- 1	3- 0				
1- 0	0- 0	0- 0	NEUTRAL	0- 0	1- 0	0- 0				
11- 3	0- 1	0- 1	NON-CONFERENCE	1- 0	1- 1	9- 0				
9- 0	0- 0	0- 0	HOME	1- 0	0- 0	8- 0				
1- 3	0- 1	0- 1	AWAY	0- 0	0- 1	1- 0				
1- 0	0- 0	0- 0	NEUTRAL	0- 0	1- 0	0- 0				
4- 1	0- 0	0- 0	CONFERENCE	0- 1	0- 0	4- 0				
2- 0	0- 0	0- 0	HOME	0- 0	0- 0	2- 0				
2- 1	0- 0	0- 0	AWAY	0- 1	0- 0	2- 0				
0- 0	0- 0	0- 0	NEUTRAL	0- 0	0- 0	0- 0				

RPI 1-25				RPI 26-50				RPI 51-100				RPI 101+				Team's RPI: 110
RPI	S	Opponent	Score	RPI	S	Opponent	Score	RPI	S	Opponent	Score	RPI	S	Opponent	Score	
25	A	Michigan	61 75	42	A	Houston	73 82	67	H	American	71 53	111	A	Colorado	61 76	
								91	A	George Washington	52 62	128	N	Drake	87 75	
												155	H	Davidson	74 61	
												178	A	La Salle	69 56	
												209	H	Southeast Mo. St.	57 38	
												228	H	Richmond	77 56	
												235	A	Loyola Maryland	80 72	
												245	H	Illinois St.	56 37	
												248	H	LIU Brooklyn	73 70	
												297	H	Eastern Ky.	64 41	
												299	H	UMES	82 68	
												320	H	Old Dominion	66 53	
												325	A	Rhode Island	92 53	
												339	H	UMBC	58 38	
												348	H	Longwood	60 41	
LAST 12 Division I GAMES:																
228	H	Richmond	77 56	42	A	Houston	73 82	339	H	UMBC	58 38					
325	A	Rhode Island	92 53	297	H	Eastern Ky.	64 41	248	H	LIU Brooklyn	73 70					
91	A	George Washington	52 62	299	H	UMES	82 68	111	A	Colorado	61 76					
178	A	La Salle	69 56													
155	H	Davidson	74 61													
348	H	Longwood	60 41													

Non-Div I Games:

George Mason

Average RPI	Win:	190	WON-LOST	WINNING	LAST 10	STRENGTH OF	OPP. STRENGTH	TEAM	ADJ.	CONF.	ADJ CONF.
Average RPI	Loss:	55	RECORD	PCT. RANK	GAMES	SCHEDULE	OF SCHEDULE	RPI	RPI	RPI	RPI
DIV. I ONLY		8- 9		188	5- 5	22	112	91	91	13	13
DIV. I NON-CONF.		5- 7		212	3- 4	20	57	108	108	13	13

TOTALS	RPI 1-25		RPI 26-50		W-L RECORDS	RPI 51-100		RPI 101-150		RPI 150+	
8- 9	0- 2		0- 3		OVERALL	1- 3		1- 1		6- 0	
4- 5	0- 2		0- 1		HOME	1- 1		1- 1		2- 0	
4- 4	0- 0		0- 0		AWAY	0- 0		0- 0		4- 0	
0- 0	0- 0		0- 0		NEUTRAL	0- 0		0- 0		0- 0	
5- 7	0- 2		0- 3		NON-CONFERENCE	1- 1		0- 1		4- 0	
3- 4	0- 2		0- 1		HOME	1- 0		0- 1		2- 0	
2- 3	0- 0		0- 2		AWAY	0- 1		0- 0		2- 0	
0- 0	0- 0		0- 0		NEUTRAL	0- 0		0- 0		0- 0	
3- 2	0- 0		0- 0		CONFERENCE	0- 2		1- 0		2- 0	
1- 1	0- 0		0- 0		HOME	0- 1		1- 0		0- 0	
2- 1	0- 0		0- 0		AWAY	0- 1		0- 0		2- 0	
0- 0	0- 0		0- 0		NEUTRAL	0- 0		0- 0		0- 0	

RPI 1-25				RPI 26-50				RPI 51-100				Team's RPI: 91	RPI 101+			
RPI	S	Opponent	Score	RPI	S	Opponent	Score	RPI	S	Opponent	Score		RPI	S	Opponent	Score
19	H	Syracuse	62 74	35	A	Maryland	54 80	67	H	American	61 44		110	H	George Mason	62 52
22	H	South Fla.	78 83	36	H	South Dakota St.	88 97	69	A	Mercer	44 61		124	H	Vanderbilt	59 69
				47	A	Princeton	52 72	70	H	Duquesne	53 54		155	A	Davidsen	53 48
								71	A	Fordham	50 61		158	H	Georgetown	65 54
													188	H	Wisconsin	61 46
													258	A	Monmouth	59 45
													279	A	Towson	66 43
													308	A	VCU	61 39

LAST 12 Division I GAMES:																
155	A	Davidsen	53 48	67	H	American	61 44	35	A	Maryland	54 80		110	H	George Mason	62 52
70	H	Duquesne	53 54	69	A	Mercer	44 61	22	H	South Fla.	78 83		158	H	Georgetown	65 54
110	H	George Mason	62 52	71	A	Fordham	50 61	19	H	Syracuse	62 74		188	H	Wisconsin	61 46
308	A	VCU	61 39	258	A	Monmouth	59 45	188	H	Wisconsin	61 46		279	A	Towson	66 43

Non-Div I Games:

George Washington

Average RPI	Win: 217	WON-LOST	WINNING	LAST 10	STRENGTH OF	OPP. STRENGTH	TEAM	ADJ.	CONF.	ADJ CONF.
Average RPI	Loss: 65	RECORD	PCT. RANK	GAMES	SCHEDULE	OF SCHEDULE	RPI	RPI	RPI	RPI
DIV. I ONLY	7- 10	221	3- 7	141	22	158	158	6	6	
DIV. I NON-CONF.	5- 5	170	3- 2	229	42	165	165	5	5	

TOTALS	RPI 1-25	RPI 26-50	W-L RECORDS	RPI 51-100	RPI 101-150	RPI 150+				
7- 10	0- 1	0- 2	OVERALL	0- 6	1- 1	6- 0				
3- 3	0- 1	0- 0	HOME	0- 2	1- 0	2- 0				
3- 5	0- 0	0- 2	AWAY	0- 3	0- 0	3- 0				
1- 2	0- 0	0- 0	NEUTRAL	0- 1	0- 1	1- 0				
5- 5	0- 0	0- 1	NON-CONFERENCE	0- 3	0- 1	5- 0				
2- 1	0- 0	0- 0	HOME	0- 1	0- 0	2- 0				
2- 2	0- 0	0- 1	AWAY	0- 1	0- 0	2- 0				
1- 2	0- 0	0- 0	NEUTRAL	0- 1	0- 1	1- 0				
2- 5	0- 1	0- 1	CONFERENCE	0- 3	1- 0	1- 0				
1- 2	0- 1	0- 0	HOME	0- 1	1- 0	0- 0				
1- 3	0- 0	0- 1	AWAY	0- 2	0- 0	1- 0				
0- 0	0- 0	0- 0	NEUTRAL	0- 0	0- 0	0- 0				

RPI 1-25				RPI 26-50				RPI 51-100				RPI 101+				Team's RPI: 158
RPI	S	Opponent	Score	RPI	S	Opponent	Score	RPI	S	Opponent	Score	RPI	S	Opponent	Score	
20	H	Villanova	58 60	26	A	NC State	49 63	51	H	Minnesota	63 73	108	N	Auburn	40 60	
				34	A	St. John's (NY)	41 64	56	A	Creighton	58 69	137	H	Xavier	65 60	
								79	H	Butler	57 66	161	N	Northwestern	55 54	
								90	N	Chattanooga	41 54	162	A	Providence	75 43	
								91	A	George Washington	54 65	233	H	Howard	93 41	
								97	A	Seton Hall	65 70	235	A	Loyola Maryland	72 54	
												286	H	FIU	77 56	
												308	A	VCU	71 59	

LAST 12 Division I GAMES:																
				97	A	Seton Hall	65 70	162	A	Providence	75 43					
				34	A	St. John's (NY)	41 64	308	A	VCU	71 59					
				20	H	Villanova	58 60	26	A	NC State	49 63					
				79	H	Butler	57 66	51	H	Minnesota	63 73					
				137	H	Xavier	65 60	286	H	FIU	77 56					
				56	A	Creighton	58 69	161	N	Northwestern	55 54					

Non-Div I Games:

Georgetown

Average RPI Win: 157

Average RPI Loss: 6

WON-LOST
RECORDWINNING
PCT. RANKLAST 10
GAMESSTRENGTH OF
SCHEDULEOPP. STRENGTH
OF SCHEDULETEAM
RPIADJ.
RPICONF.
RPIADJ CONF.
RPIDIV. I ONLY
DIV. I NON-CONF.16- 2
12- 17
79- 1
6- 155
10543
14221
2921
292
22
2

TOTALS

RPI 1-25

RPI 26-50

W-L RECORDS

RPI 51-100

RPI 101-150

RPI 150+

16- 2

1- 2

1- 0

OVERALL

4- 0

3- 0

7- 0

9- 2

0- 2

0- 0

HOME

3- 0

0- 0

6- 0

7- 0

1- 0

1- 0

AWAY

1- 0

3- 0

1- 0

0- 0

0- 0

0- 0

NEUTRAL

0- 0

0- 0

0- 0

12- 1

0- 1

1- 0

NON-CONFERENCE

3- 0

1- 0

7- 0

8- 1

0- 1

0- 0

HOME

2- 0

0- 0

6- 0

4- 0

0- 0

1- 0

AWAY

1- 0

1- 0

1- 0

0- 0

0- 0

0- 0

NEUTRAL

0- 0

0- 0

0- 0

4- 1

1- 1

0- 0

CONFERENCE

1- 0

2- 0

0- 0

1- 1

0- 1

0- 0

HOME

1- 0

0- 0

0- 0

3- 0

1- 0

0- 0

AWAY

0- 0

2- 0

0- 0

0- 0

0- 0

0- 0

NEUTRAL

0- 0

0- 0

0- 0

RPI 1-25

Team's RPI: 21

RPI 26-50

RPI 51-100

RPI 101+

RPI	S	Opponent	Score
3	H	Mississippi St.	62 86
9	H	Texas	53 81
15	A	Texas A&M	92 84

RPI	S	Opponent	Score
45	A	Virginia	64 61

RPI	S	Opponent	Score
63	H	Georgia Tech	60 53
66	H	Arkansas	78 65
69	A	Mercer	72 54
86	H	Wright St.	87 71

RPI	S	Opponent	Score
107	A	Kentucky	56 42
124	A	Vanderbilt	81 52
132	A	BYU	79 63
165	H	Furman	79 44
223	H	North Florida	75 37
233	H	Howard	87 47
264	A	N. C. A&T	73 63
276	H	Wofford	95 56
318	H	Tennessee Tech	56 48
326	H	Western Caro.	76 50

LAST 12 Division I GAMES:

15	A	Texas A&M	92 84	86	H	Wright St.	87 71
66	H	Arkansas	78 65	233	H	Howard	87 47
107	A	Kentucky	56 42	63	H	Georgia Tech	60 53
124	A	Vanderbilt	81 52	264	A	N. C. A&T	73 63
3	H	Mississippi St.	62 86	9	H	Texas	53 81
223	H	North Florida	75 37	165	H	Furman	79 44

Georgia

Georgia

Non-Div I Games:

Georgia

Loss, Non-Conf, S Site, H Home A Away N Neutral

Average RPI Win:	228	WON-LOST	WINNING	LAST 10	STRENGTH OF	OPP. STRENGTH	TEAM	ADJ.	CONF.	ADJ CONF.
Average RPI Loss:	178	RECORD	PCT. RANK	GAMES	SCHEDULE	OF SCHEDULE	RPI	RPI	RPI	RPI
DIV. I ONLY	2- 13	318	1- 8	193	190	312	312	23	23	
DIV. I NON-CONF.	2- 7	286	1- 3	163	117	274	274	23	23	

TOTALS	RPI 1-25	RPI 26-50	W-L RECORDS	RPI 51-100	RPI 101-150	RPI 150+				
2- 13	0- 1	0- 1	OVERALL	0- 1	1- 2	1- 8				
2- 4	0- 0	0- 1	HOME	0- 0	1- 1	1- 2				
0- 9	0- 0	0- 0	AWAY	0- 0	0- 0	0- 0				
0- 0	0- 0	0- 0	NEUTRAL	0- 0	0- 0	0- 0				
2- 7	0- 1	0- 1	NON-CONFERENCE	0- 1	1- 0	1- 4				
2- 2	0- 0	0- 1	HOME	0- 0	1- 0	1- 1				
0- 5	0- 1	0- 0	AWAY	0- 1	0- 0	0- 3				
0- 0	0- 0	0- 0	NEUTRAL	0- 0	0- 0	0- 0				
0- 6	0- 0	0- 0	CONFERENCE	0- 0	0- 2	0- 4				
0- 2	0- 0	0- 0	HOME	0- 0	0- 1	0- 1				
0- 4	0- 0	0- 0	AWAY	0- 0	0- 1	0- 3				
0- 0	0- 0	0- 0	NEUTRAL	0- 0	0- 0	0- 0				

RPI 1-25				RPI 26-50				RPI 51-100				RPI 101+				Team's RPI: 312
RPI	S	Opponent	Score	RPI	S	Opponent	Score	RPI	S	Opponent	Score	RPI	S	Opponent	Score	
3	A	Mississippi St.	50 106	49	H	Western Ky.	63 74	63	A	Georgia Tech	51 75	103	A	South Ala.	52 88	
												130	H	Little Rock	50 65	
												148	H	Jacksonville St.	55 41	
												203	H	Arkansas St.	58 75	
												212	A	Florida	66 82	
												222	H	Fla. Atlantic	50 82	
												229	A	Troy	86 90	
												268	A	UNCW	62 74	
												275	A	Kennesaw St.	61 71	
												280	A	Appalachian St.	62 77	
												283	A	Coastal Caro.	49 64	
												308	H	VCU	61 56	
LAST 12 Division I GAMES:																
283	A	Coastal Caro.	49 64	268	A	UNCW	62 74									
280	A	Appalachian St.	62 77	148	H	Jacksonville St.	55 41									
203	H	Arkansas St.	58 75	222	H	Fla. Atlantic	50 82									
130	H	Little Rock	50 65	275	A	Kennesaw St.	61 71									
229	A	Troy	86 90	49	H	Western Ky.	63 74									
103	A	South Ala.	52 88	308	H	VCU	61 56									

Non-Div I Games: Allen 101 56 North Greenville 91 89

Georgia St.

Average RPI Win: 197		WON-LOST RECORD	WINNING PCT. RANK	LAST 10 GAMES	STRENGTH OF SCHEDULE	OPP. STRENGTH OF SCHEDULE	TEAM RPI	ADJ. RPI	CONF. RPI	ADJ. CONF. RPI
DIV. I ONLY	37	12- 7	102	4- 6	28	106	63	63	1	1
DIV. I NON-CONF.		11- 2	23	5- 1	98	274	41	41	1	1
TOTALS		RPI 1-25	RPI 26-50	W-L RECORDS		RPI 51-100	RPI 101-150	RPI 150+		
12- 7	0- 5		2- 1	OVERALL		0- 0	3- 0	7- 1		
9- 2	0- 2		1- 0	HOME		0- 0	2- 0	6- 0		
2- 4	0- 2		1- 1	AWAY		0- 0	0- 0	1- 1		
1- 1	0- 1		0- 0	NEUTRAL		0- 0	1- 0	0- 0		
11- 2	0- 2		2- 0	NON-CONFERENCE		0- 0	2- 0	7- 0		
8- 0	0- 0		1- 0	HOME		0- 0	1- 0	6- 0		
2- 1	0- 1		1- 0	AWAY		0- 0	0- 0	1- 0		
1- 1	0- 1		0- 0	NEUTRAL		0- 0	1- 0	0- 0		
1- 5	0- 3		0- 1	CONFERENCE		0- 0	1- 0	0- 1		
1- 2	0- 2		0- 0	HOME		0- 0	1- 0	0- 0		
0- 3	0- 1		0- 1	AWAY		0- 0	0- 0	0- 1		
0- 0	0- 0		0- 0	NEUTRAL		0- 0	0- 0	0- 0		

RPI	S	Opponent	Score
2	H	Notre Dame	77 54
4	H	Louisville	74 71
18	N	Baylor	80 57
19	A	Syracuse	88 77
21	A	Georgia	60 53

RPI	S	Opponent	Score
26	A	NC State	56 43
44	H	Purdue	55 68
47	A	Princeton	56 67

RPI	S	Opponent	Score
109	H	Middle Tenn.	45 48
118	N	Penn	55 69
123	H	Clemson	33 66
171	A	Pittsburgh	68 62
181	H	UT Arlington	52 80
205	H	Southern Miss.	44 63
275	H	Kennesaw St.	48 86
280	A	Appalachian St.	41 75
312	H	Georgia St.	51 75
334	H	Charleston So.	51 78
340	H	South Carolina St.	40 86

LAST 12 Division I GAMES:

171	A	Pittsburgh	68 62	205	H	Southern Miss.	44 63
26	A	NC State	56 43	334	H	Charleston So.	51 78
2	H	Notre Dame	77 54	21	A	Georgia	60 53
19	A	Syracuse	88 77	181	H	UT Arlington	52 80
123	H	Clemson	33 66	109	H	Middle Tenn.	45 48
4	H	Louisville	74 71	44	H	Purdue	55 68

Non-Div I Games:

Georgi a Tech

Average RPI		Win: 174	WON-LOST	WINNING	LAST 10	STRENGTH OF		OPP. STRENGTH	TEAM	ADJ.	CONF.	ADJ CONF.	
Loss: 97			RECORD	PCT. RANK	GAMES	SCHEDULE		OF SCHEDULE	RPI	RPI	RPI	RPI	
DIV. I ONLY		13- 4		43	9- 1	109			129	64	64	12	12
DIV. I NON-CONF.		7- 4		102	5- 1	39			127	59	59	12	12

TOTALS		RPI 1-25		RPI 26-50		W-L RECORDS			RPI 51-100		RPI 101-150		RPI 150+
13- 4		0- 0		0- 1		OVERALL			1- 1		6- 1		6- 1
7- 1		0- 0		0- 0		HOME			0- 0		4- 1		3- 0
5- 1		0- 0		0- 0		AWAY			1- 0		1- 0		3- 1
1- 2		0- 0		0- 1		NEUTRAL			0- 1		1- 0		0- 0
7- 4		0- 0		0- 1		NON-CONFERENCE			1- 1		4- 1		2- 1
4- 1		0- 0		0- 0		HOME			0- 0		3- 1		1- 0
2- 1		0- 0		0- 0		AWAY			1- 0		0- 0		1- 1
1- 2		0- 0		0- 1		NEUTRAL			0- 1		1- 0		0- 0
6- 0		0- 0		0- 0		CONFERENCE			0- 0		2- 0		4- 0
3- 0		0- 0		0- 0		HOME			0- 0		1- 0		2- 0
3- 0		0- 0		0- 0		AWAY			0- 0		1- 0		2- 0
0- 0		0- 0		0- 0		NEUTRAL			0- 0		0- 0		0- 0

RPI 1-25				RPI 26-50				RPI 51-100				Team's RPI: 64				RPI 101+			
RPI	S	Opponent	Score	RPI	S	Opponent	Score	RPI	S	Opponent	Score	RPI	S	Opponent	Score	RPI	S	Opponent	Score
				29	N	DePaul	71 88	52	A	Washington St.	64 56	106	H	UNLV	50 52				
								74	N	Belmont	63 71					114	H	Western Ill.	80 65
																126	N	Kent St.	77 57
																141	H	Saint Francis (PA)	97 74
																143	H	Portland St.	91 52
																144	A	Pacific	99 72
																147	H	Loyola Marymount	77 67
																175	H	San Francisco	74 47
																179	A	Colorado St.	49 65
																197	H	Eastern Wash.	69 45
																200	H	Pepperdine	73 51
																241	A	Montana	70 55
																260	A	Santa Clara	63 51
																323	A	Portland	70 56
LAST 12 Division I GAMES:																			
				175	H	San Francisco	74 47					114	H	Western Ill.	80 65				
				323	A	Portland	70 56					141	H	Saint Francis (PA)	97 74				
				147	H	Loyola Marymount	77 67					106	H	UNLV	50 52				
				200	H	Pepperdine	73 51					52	A	Washington St.	64 56				
				260	A	Santa Clara	63 51					143	H	Portland St.	91 52				
				144	A	Pacific	99 72					197	H	Eastern Wash.	69 45				

Non-Div I Games:

Gonzaga

Average RPI Win:	296	WON-LOST	WINNING	LAST 10	STRENGTH OF	OPP. STRENGTH	TEAM	ADJ.	CONF.	ADJ CONF.
Average RPI Loss:	133	RECORD	PCT. RANK	GAMES	SCHEDULE	OF SCHEDULE	RPI	RPI	RPI	RPI
DIV. I ONLY	7- 10	221	4- 6	286	195	249	249	32	32	
DIV. I NON-CONF.	3- 8	268	1- 5	189	92	244	244	32	32	

TOTALS	RPI 1-25	RPI 26-50	W-L RECORDS	RPI 51-100	RPI 101-150	RPI 150+				
7- 10	0- 1	0- 0	OVERALL	0- 3	0- 1	7- 5				
5- 2	0- 1	0- 0	HOME	0- 0	0- 0	5- 1				
2- 7	0- 0	0- 0	AWAY	0- 0	0- 0	2- 0				
0- 1	0- 0	0- 0	NEUTRAL	0- 1	0- 0	0- 0				
3- 8	0- 1	0- 0	NON-CONFERENCE	0- 3	0- 1	3- 3				
2- 1	0- 1	0- 0	HOME	0- 0	0- 0	2- 0				
1- 6	0- 0	0- 0	AWAY	0- 2	0- 1	1- 3				
0- 1	0- 0	0- 0	NEUTRAL	0- 1	0- 0	0- 0				
4- 2	0- 0	0- 0	CONFERENCE	0- 0	0- 0	4- 2				
3- 1	0- 0	0- 0	HOME	0- 0	0- 0	3- 1				
1- 1	0- 0	0- 0	AWAY	0- 0	0- 0	1- 1				
0- 0	0- 0	0- 0	NEUTRAL	0- 0	0- 0	0- 0				

RPI 1-25				RPI 26-50				RPI 51-100				RPI 101+ Team's RPI: 249			
RPI	S	Opponent	Score	RPI	S	Opponent	Score	RPI	S	Opponent	Score	RPI	S	Opponent	Score
6	H	Florida St.	53 96					62	A	Alabama	49 73	137	A	Xavier	67 72
								66	A	Arkansas	62 79	157	A	Memphis	48 57
								80	N	North Carolina	63 79	168	A	Louisiana Tech	53 64
												203	A	Arkansas St.	56 76
												207	A	Southern U.	44 63
												244	H	Texas Southern	63 73
												265	H	Alabama A&M	78 49
												289	A	Alcorn	75 68
												290	H	Prairie View	81 79
												291	A	McNeese	75 60
												298	H	Southeastern La.	61 52
												307	H	Alabama St.	93 71
												330	H	La. -Monroe	61 52
LAST 12 Division I GAMES:															
244	H	Texas Southern	63 73	66	A	Arkansas	62 79	157	A	Memphis	48 57				
290	H	Prairie View	81 79	80	N	North Carolina	63 79	203	A	Arkansas St.	56 76				
289	A	Alcorn	75 68	62	A	Alabama	49 73	298	H	Southeastern La.	61 52				
207	A	Southern U.	44 63												
307	H	Alabama St.	93 71												
265	H	Alabama A&M	78 49												

Non-Div I Games:

Grambling

Grand Canyon

Through Games Of Jan. 17, 2018

Average RPI Win:	272	WON-LOST	WINNING	LAST 10	STRENGTH OF	OPP. STRENGTH	TEAM	ADJ.	CONF.	ADJ CONF.
Average RPI Loss:	181	RECORD	PCT. RANK	GAMES	SCHEDULE	OF SCHEDULE	RPI	RPI	RPI	RPI
DIV. I ONLY	6- 9	230	5- 4	251	332	243	243	30	30	
DIV. I NON-CONF.	4- 8	239	4- 4	267	312	269	269	30	30	

TOTALS	RPI 1-25	RPI 26-50	W-L RECORDS	RPI 51-100	RPI 101-150	RPI 150+				
6- 9	0- 1	0- 0	OVERALL	0- 0	0- 3	6- 5				
3- 3	0- 1	0- 0	HOME	0- 0	0- 1	3- 1				
3- 6	0- 0	0- 0	AWAY	0- 0	0- 2	3- 4				
0- 0	0- 0	0- 0	NEUTRAL	0- 0	0- 0	0- 0				
4- 8	0- 1	0- 0	NON-CONFERENCE	0- 0	0- 3	4- 4				
2- 3	0- 1	0- 0	HOME	0- 0	0- 1	2- 1				
2- 5	0- 0	0- 0	AWAY	0- 0	0- 2	2- 3				
0- 0	0- 0	0- 0	NEUTRAL	0- 0	0- 0	0- 0				
2- 1	0- 0	0- 0	CONFERENCE	0- 0	0- 0	2- 1				
1- 0	0- 0	0- 0	HOME	0- 0	0- 0	1- 0				
1- 1	0- 0	0- 0	AWAY	0- 0	0- 0	1- 1				
0- 0	0- 0	0- 0	NEUTRAL	0- 0	0- 0	0- 0				

RPI 1-25				RPI 26-50				RPI 51-100				RPI 101+ Team's RPI: 243			
RPI	S	Opponent	Score	RPI	S	Opponent	Score	RPI	S	Opponent	Score	RPI	S	Opponent	Score
17	H	Duke	61 74									106	A	UNLV	47 76
												127	H	Rice	59 69
												136	A	Washington	65 79
												193	A	Cal Poly	69 75
												215	A	Bethune-Cookman	60 69
												220	H	Seattle U	74 63
												222	A	Fla. Atlantic	77 73
												250	A	Valparaiso	75 80
												254	A	New Mexico St.	60 64
												260	H	Santa Clara	39 38
												296	H	Southern Utah	59 54
												310	A	UTRGV	65 59
												324	A	Northern Ariz.	72 54
												331	H	Long Beach St.	63 65

LAST 12 Division I GAMES:															
310	A	UTRGV	65 59	136	A	Washington	65 79								
254	A	New Mexico St.	60 64	331	H	Long Beach St.	63 65								
220	H	Seattle U	74 63	215	A	Bethune-Cookman	60 69								
260	H	Santa Clara	39 38	222	A	Fla. Atlantic	77 73								
296	H	Southern Utah	59 54	250	A	Valparaiso	75 80								
324	A	Northern Ariz.	72 54	106	A	UNLV	47 76								

Non-Div I Games: Arizona Christian 75 51 Benedictine Mesa 67 53

Grand Canyon

■ Loss,
 ■ Non-Conf,
 ■ S Site,
 ■ H Home
 ■ A Away
 N Neutral

Average RPI Loss: 135

DIV. I ONLY	15- 2	11	9- 1	24	79	12	12	11	11
DIV. I NON-CONF.	10- 1	16	5- 1	16	25	4	4	10	10
TOTALS	RPI 1-25	RPI 26-50	W-L RECORDS	RPI 51-100	RPI 101-150	RPI 150+			
15- 2	2- 1	1- 0	OVERALL	5- 0	1- 0	6- 1			
7- 0	1- 0	1- 0	HOME	2- 0	1- 0	2- 0			
6- 1	0- 0	0- 0	AWAY	3- 0	0- 0	3- 1			
2- 1	1- 1	0- 0	NEUTRAL	0- 0	0- 0	1- 0			
10- 1	2- 1	1- 0	NON-CONFERENCE	2- 0	0- 0	5- 0			
4- 0	1- 0	1- 0	HOME	1- 0	0- 0	1- 0			
4- 0	0- 0	0- 0	AWAY	1- 0	0- 0	3- 0			
2- 1	1- 1	0- 0	NEUTRAL	0- 0	0- 0	1- 0			
5- 1	0- 0	0- 0	CONFERENCE	3- 0	1- 0	1- 1			
3- 0	0- 0	0- 0	HOME	1- 0	1- 0	1- 0			
2- 1	0- 0	0- 0	AWAY	2- 0	0- 0	0- 1			
0- 0	0- 0	0- 0	NEUTRAL	0- 0	0- 0	0- 0			

RPI 1-25				Team's RPI: 12				RPI 26-50				RPI 51-100				RPI 101+			
RPI	S	Opponent	Score	RPI	S	Opponent	Score	RPI	S	Opponent	Score	RPI	S	Opponent	Score	RPI	S	Opponent	Score
3	N	Mississippi St.	46 67	36	H	South Dakota St.	55 41	65	A	Dayton	75 64	105	H	Cleveland St.	69 43				
16	H	Marquette	63 55					86	A	Wright St.	58 51	161	A	Northwestern	63 57				
23	N	Arizona St.	61 48					88	A	IUPUI	60 34	173	N	Columbia	61 43				
								89	H	Milwaukee	52 29	180	H	Bradley	72 40				
								90	H	Chattanooga	60 30	188	A	Wisconsin	67 34				
												262	H	Youngstown St.	65 56				
												267	A	Northern Ky.	54 62				
												284	A	Loyola-Chicago	76 39				
LAST 12 Division I GAMES:																			
88	A	IUPUI	60 34	161	A	Northwestern	63 57												
105	H	Cleveland St.	69 43	180	H	Bradley	72 40												
262	H	Youngstown St.	65 56	284	A	Loyola-Chicago	76 39												
89	H	Milwaukee	52 29	65	A	Dayton	75 64												
267	A	Northern Ky.	54 62	16	H	Marquette	63 55												
86	A	Wright St.	58 51	3	N	Mississippi St.	46 67												

Green Bay

Average RPI	Win:	242	WON-LOST	WINNING	LAST 10	STRENGTH OF	OPP. STRENGTH	TEAM	ADJ.	CONF.	ADJ CONF.
Average RPI	Loss:	87	RECORD	PCT. RANK	GAMES	SCHEDULE	OF SCHEDULE	RPI	RPI	RPI	RPI
DIV. I ONLY		6- 9		230	4- 5	145	74	163	163	31	31
DIV. I NON-CONF.		4- 9		249	3- 6	61	47	157	157	31	31

TOTALS	RPI 1-25		RPI 26-50		W-L RECORDS	RPI 51-100		RPI 101-150		RPI 150+	
6- 9	0- 1		0- 2		OVERALL	1- 4		0- 0		5- 2	
3- 1	0- 0		0- 1		HOME	0- 0		0- 0		3- 0	
2- 7	0- 1		0- 1		AWAY	1- 3		0- 0		1- 2	
1- 1	0- 0		0- 0		NEUTRAL	0- 1		0- 0		1- 0	
4- 9	0- 1		0- 2		NON-CONFERENCE	1- 4		0- 0		3- 2	
2- 1	0- 0		0- 1		HOME	0- 0		0- 0		2- 0	
1- 7	0- 1		0- 1		AWAY	1- 3		0- 0		0- 2	
1- 1	0- 0		0- 0		NEUTRAL	0- 1		0- 0		1- 0	
2- 0	0- 0		0- 0		CONFERENCE	0- 0		0- 0		2- 0	
1- 0	0- 0		0- 0		HOME	0- 0		0- 0		1- 0	
1- 0	0- 0		0- 0		AWAY	0- 0		0- 0		1- 0	
0- 0	0- 0		0- 0		NEUTRAL	0- 0		0- 0		0- 0	

RPI	S	Opponent	Score	RPI	S	Opponent	Score	RPI	S	Opponent	Score	RPI	S	Opponent	Score	Team's RPI: 163
5	A	Oregon	45 87	45	A	Virginia	62 66	75	A	TCU	68 90	167	A	Temple	56 65	
				50	H	Quinnipiac	58 64	80	A	North Carolina	70 66	169	A	Samford	61 66	
								82	A	Elon	59 82	173	H	Columbia	60 58	
								90	A	Chattanooga	52 64	259	N	San Jose St.	81 73	
								96	N	Brown	66 73	299	A	UMES	70 65	
												319	H	Delaware St.	66 62	
												320	H	Old Dominion	50 42	

LAST 12 Division I GAMES:																
320	H	Old Dominion	50 42	75	A	TCU	68 90	167	A	Temple	56 65	50	H	Quinnipiac	58 64	
319	H	Delaware St.	66 62	169	A	Samford	61 66	50	H	Quinnipiac	58 64	5	A	Oregon	45 87	
299	A	UMES	70 65	173	H	Columbia	60 58	259	N	San Jose St.	81 73	96	N	Brown	66 73	
173	H	Columbia	60 58	169	A	Samford	61 66	90	A	Chattanooga	52 64					

Non-Div I Games:

Hampton

Average RPI	Win:	241	WON-LOST	WINNING	LAST 10	STRENGTH OF	OPP. STRENGTH	TEAM	ADJ.	CONF.	ADJ CONF.
Average RPI	Loss:	70	RECORD	PCT. RANK	GAMES	SCHEDULE	OF SCHEDULE	RPI	RPI	RPI	RPI
DIV. I ONLY		12- 6		84	8- 2	150	252	100	100	20	20
DIV. I NON-CONF.		8- 5		112	5- 2	119	211	106	106	24	24

TOTALS	RPI 1-25		RPI 26-50		W-L RECORDS	RPI 51-100		RPI 101-150		RPI 150+	
12- 6	0- 2		1- 0		OVERALL	0- 3		1- 1		10- 0	
6- 2	0- 1		1- 0		HOME	0- 1		0- 0		5- 0	
3- 4	0- 0		0- 0		AWAY	0- 0		0- 0		3- 0	
3- 0	0- 0		0- 0		NEUTRAL	0- 0		1- 0		2- 0	
8- 5	0- 2		0- 0		NON-CONFERENCE	0- 3		1- 0		7- 0	
4- 2	0- 1		0- 0		HOME	0- 1		0- 0		4- 0	
1- 3	0- 1		0- 0		AWAY	0- 2		0- 0		1- 0	
3- 0	0- 0		0- 0		NEUTRAL	0- 0		1- 0		2- 0	
4- 1	0- 0		1- 0		CONFERENCE	0- 0		0- 1		3- 0	
2- 0	0- 0		1- 0		HOME	0- 0		0- 0		1- 0	
2- 1	0- 0		0- 0		AWAY	0- 0		0- 1		2- 0	
0- 0	0- 0		0- 0		NEUTRAL	0- 0		0- 0		0- 0	

RPI 1-25				RPI 26-50				RPI 51-100				Team's RPI: 100				RPI 101+			
RPI	S	Opponent	Score	RPI	S	Opponent	Score	RPI	S	Opponent	Score	RPI	S	Opponent	Score	RPI	S	Opponent	Score
19	A	Syracuse	63 75	46	H	Albany (NY)	70 55	71	A	Fordham	44 69	129	N	Yale	78 70				
20	H	Villanova	53 71					80	A	North Carolina	70 90	138	A	Binghamton	59 64				
								94	H	Delaware	63 72	187	H	Niagara	83 65				
												206	H	Siena	71 62				
												216	H	Hofstra	60 49				
												237	A	Stony Brook	75 68				
												265	N	Alabama A&M	56 47				
												285	A	Bryant	59 47				
												303	H	Central Conn. St.	68 52				
												334	N	Charleston So.	62 43				
												339	H	UMBC	65 54				
												349	A	UMass Lowell	81 42				

LAST 12 Division I GAMES:																			
339	H	UMBC	65 54	71	A	Fordham	44 69	206	H	Siena	71 62	285	A	Bryant	59 47	303	H	Central Conn. St.	68 52
138	A	Binghamton	59 64					187	H	Niagara	83 65								
349	A	UMass Lowell	81 42					80	A	North Carolina	70 90								
237	A	Stony Brook	75 68																
46	H	Albany (NY)	70 55																
129	N	Yale	78 70																

Non-Div I Games:

Hartford

Average RPI	Win: 219	WON-LOST RECORD	WINNING PCT. RANK	LAST 10 GAMES	STRENGTH OF SCHEDULE	OPP. STRENGTH OF SCHEDULE	TEAM RPI	ADJ. RPI	CONF. RPI	ADJ CONF. RPI
Average RPI	Loss: 86									
DIV. I ONLY		8- 6	130	6- 4	122	138	101	101	9	9
DIV. I NON-CONF.		8- 5	112	8- 3	147	132	90	90	9	9

TOTALS	RPI 1-25		RPI 26-50		W-L RECORDS		RPI 51-100		RPI 101-150	RPI 150+
8- 6	0- 0		0- 2		OVERALL		0- 3		0- 0	8- 1
5- 0	0- 0		0- 0		HOME		0- 0		0- 0	5- 0
1- 5	0- 0		0- 2		AWAY		0- 2		0- 0	1- 1
2- 1	0- 0		0- 0		NEUTRAL		0- 1		0- 0	2- 0
8- 5	0- 0		0- 2		NON-CONFERENCE		0- 2		0- 0	8- 1
5- 0	0- 0		0- 0		HOME		0- 0		0- 0	5- 0
1- 4	0- 0		0- 2		AWAY		0- 1		0- 0	1- 1
2- 1	0- 0		0- 0		NEUTRAL		0- 1		0- 0	2- 0
0- 1	0- 0		0- 0		CONFERENCE		0- 1		0- 0	0- 0
0- 0	0- 0		0- 0		HOME		0- 0		0- 0	0- 0
0- 1	0- 0		0- 0		AWAY		0- 1		0- 0	0- 0
0- 0	0- 0		0- 0		NEUTRAL		0- 0		0- 0	0- 0

RPI	S	Opponent	Score	RPI	S	Opponent	Score	RPI	S	Opponent	Score	RPI	S	Opponent	Score	Team's RPI: 101
41	A	FGCU	56 65	65	N	Dayton	66 72	167	A	Temple	64 86					
45	A	Virginia	48 50	98	A	Maine	51 76	170	H	Boston U.	80 70					
				99	A	Dartmouth	56 63	178	H	La Salle	70 61					
								198	A	Northeastern	79 69					
								206	H	Siena	75 67					
								234	N	Akron	76 63					
								237	H	Stony Brook	60 53					
								264	N	N. C. A&T	64 60					
								266	H	Sacred Heart	70 62					

LAST 12 Division I GAMES:																
178	H	La Salle	70 61	167	A	Temple	64 86									
99	A	Dartmouth	56 63	264	N	N. C. A&T	64 60									
237	H	Stony Brook	60 53	45	A	Virginia	48 50									
234	N	Akron	76 63	170	H	Boston U.	80 70									
41	A	FGCU	56 65	266	H	Sacred Heart	70 62									
198	A	Northeastern	79 69	206	H	Siena	75 67									

Non-Div I Games:

Harvard

Average RPI	Win:	252	WON-LOST	WINNING	LAST 10	STRENGTH OF	OPP. STRENGTH	TEAM	ADJ.	CONF.	ADJ CONF.
Average RPI	Loss:	126	RECORD	PCT. RANK	GAMES	SCHEDULE	OF SCHEDULE	RPI	RPI	RPI	RPI
DIV. I ONLY		7- 9		209	3- 6	174	187	219	219	21	21
DIV. I NON-CONF.		6- 6		170	2- 5	160	121	187	187	22	22

TOTALS	RPI 1-25		RPI 26-50		W-L RECORDS	RPI 51-100		RPI 101-150		RPI 150+	
7- 9	0- 2		0- 2		OVERALL	0- 1		0- 0		7- 4	
5- 4	0- 0		0- 2		HOME	0- 0		0- 0		5- 2	
2- 3	0- 0		0- 0		AWAY	0- 1		0- 0		2- 2	
0- 2	0- 2		0- 0		NEUTRAL	0- 0		0- 0		0- 0	
6- 6	0- 2		0- 2		NON-CONFERENCE	0- 0		0- 0		6- 2	
4- 3	0- 0		0- 2		HOME	0- 0		0- 0		4- 1	
2- 1	0- 0		0- 0		AWAY	0- 0		0- 0		2- 1	
0- 2	0- 2		0- 0		NEUTRAL	0- 0		0- 0		0- 0	
1- 3	0- 0		0- 0		CONFERENCE	0- 1		0- 0		1- 2	
1- 1	0- 0		0- 0		HOME	0- 0		0- 0		1- 1	
0- 2	0- 0		0- 0		AWAY	0- 1		0- 0		0- 1	
0- 0	0- 0		0- 0		NEUTRAL	0- 0		0- 0		0- 0	

RPI 1-25				RPI 26-50				RPI 51-100				RPI 101+ Team's RPI: 219			
RPI	S	Opponent	Score	RPI	S	Opponent	Score	RPI	S	Opponent	Score	RPI	S	Opponent	Score
5	N	Oregon	44 85	32	H	Southern Cal i forni a	60 71	57	A	UC Davis	52 76	151	H	Idaho St.	62 64
15	N	Texas A&M	59 103	44	H	Purdue	67 79					184	H	Marist	70 63
												191	H	San Diego	64 63
												196	H	UC Irvine	67 74
												220	A	Seattle U	73 58
												226	H	Montana St.	81 75
												288	A	Arizona	65 60
												311	A	Cal St. Fullerton	57 69
												323	A	Portland	47 76
												324	H	Northern Ariz.	84 68
												331	H	Long Beach St.	74 66
LAST 12 Division I GAMES:															
331	H	Long Beach St.	74 66	288	A	Arizona	65 60								
196	H	UC Irvine	67 74	151	H	Idaho St.	62 64								
57	A	UC Davis	52 76	226	H	Montana St.	81 75								
311	A	Cal St. Fullerton	57 69	32	H	Southern Cal i forni a	60 71								
5	N	Oregon	44 85	44	H	Purdue	67 79								
15	N	Texas A&M	59 103	184	H	Marist	70 63								

Average RPI Win: 247		WON-LOST	WINNING	LAST 10	STRENGTH OF		OPP. STRENGTH	TEAM	ADJ.	CONF.	ADJ CONF.
Average RPI Loss: 78		RECORD	PCT. RANK	GAMES	SCHEDULE		OF SCHEDULE	RPI	RPI	RPI	RPI
DIV. I ONLY		9- 5	95	7- 3	187		193	104	104	28	28
DIV. I NON-CONF.		4- 5	202	4- 3	106		100	122	122	29	29

TOTALS		RPI 1-25	RPI 26-50		W-L RECORDS		RPI 51-100	RPI 101-150	RPI 150+		
9- 5	0- 1	0- 0		OVERALL		0- 3	0- 0		9- 1		
3- 2	0- 0	0- 0		HOME		0- 1	0- 0		3- 1		
6- 3	0- 0	0- 0		AWAY		0- 1	0- 0		6- 0		
0- 0	0- 0	0- 0		NEUTRAL		0- 0	0- 0		0- 0		
4- 5	0- 1	0- 0		NON-CONFERENCE		0- 3	0- 0		4- 1		
1- 2	0- 0	0- 0		HOME		0- 1	0- 0		1- 1		
3- 3	0- 1	0- 0		AWAY		0- 2	0- 0		3- 0		
0- 0	0- 0	0- 0		NEUTRAL		0- 0	0- 0		0- 0		
5- 0	0- 0	0- 0		CONFERENCE		0- 0	0- 0		5- 0		
2- 0	0- 0	0- 0		HOME		0- 0	0- 0		2- 0		
3- 0	0- 0	0- 0		AWAY		0- 0	0- 0		3- 0		
0- 0	0- 0	0- 0		NEUTRAL		0- 0	0- 0		0- 0		

RPI 1-25				RPI 26-50				RPI 51-100				RPI 101+				Team's RPI: 104
RPI	S	Opponent	Score	RPI	S	Opponent	Score	RPI	S	Opponent	Score	RPI	S	Opponent	Score	
17	A	Duke	50 77					54	A	Virginia Tech	63 86	155	H	Davidsen	74 82	
								81	H	UAB	61 77	172	A	Stetson	69 64	
								84	A	Ohio	61 64	182	H	Gardner-Webb	83 80	
												186	A	Norfolk St.	59 56	
												240	A	UNCG	81 72	
												247	H	Presbyterian	81 55	
												255	A	UNC Asheville	58 45	
												269	A	Campbell	62 53	
												326	H	Western Caro.	75 69	
												343	A	Winthrop	79 58	

LAST 12 Division I GAMES:																
269	A	Campbell	62 53	326	H	Western Caro.	75 69	155	H	Davidsen	74 82					
343	A	Winthrop	79 58	54	A	Virginia Tech	63 86	81	H	UAB	61 77					
247	H	Presbyterian	81 55	186	A	Norfolk St.	59 56	172	A	Stetson	69 64					
255	A	UNC Asheville	58 45													
182	H	Gardner-Webb	83 80													
240	A	UNCG	81 72													

Non-Div I Games: N.C. Wesleyan 111 54 Barton 82 69

High Point

Hofstra				Through Games Of Jan. 17, 2018							
Average RPI	Win:	246	WON-LOST	WINNING	LAST 10	STRENGTH OF	OPP. STRENGTH	TEAM	ADJ.	CONF.	ADJ CONF.
Average RPI	Loss:	133	RECORD	PCT. RANK	GAMES	SCHEDULE	OF SCHEDULE	RPI	RPI	RPI	RPI
DIV. I ONLY			9- 8	155	5- 5	296	151	216	216	10	10
DIV. I NON-CONF.			6- 5	153	4- 2	329	204	240	240	11	11

TOTALS	RPI 1-25			RPI 26-50		W-L RECORDS	RPI 51-100	RPI 101-150		RPI 150+	
9- 8	0- 0			0- 0		OVERALL	0- 4	1- 1		8- 3	
4- 4	0- 0			0- 0		HOME	0- 2	0- 0		4- 2	
4- 4	0- 0			0- 0		AWAY	0- 2	0- 1		4- 1	
1- 0	0- 0			0- 0		NEUTRAL	0- 0	1- 0		0- 0	
6- 5	0- 0			0- 0		NON-CONFERENCE	0- 1	1- 1		5- 3	
3- 2	0- 0			0- 0		HOME	0- 0	0- 0		3- 2	
2- 3	0- 0			0- 0		AWAY	0- 1	0- 1		2- 1	
1- 0	0- 0			0- 0		NEUTRAL	0- 0	1- 0		0- 0	
3- 3	0- 0			0- 0		CONFERENCE	0- 3	0- 0		3- 0	
1- 2	0- 0			0- 0		HOME	0- 2	0- 0		1- 0	
2- 1	0- 0			0- 0		AWAY	0- 1	0- 0		2- 0	
0- 0	0- 0			0- 0		NEUTRAL	0- 0	0- 0		0- 0	

RPI 1-25				RPI 26-50				RPI 51-100				RPI 101+ Team's RPI: 216					
RPI	S	Opponent	Score	RPI	S	Opponent	Score	RPI	S	Opponent	Score	RPI	S	Opponent	Score		
								61	A	Drexel	38	47	102	N	Wake Forest	69	66
								87	H	James Madison	42	55	106	A	UNLV	52	68
								94	H	Delaware	51	58	173	A	Columbia	53	75
								100	A	Hartford	49	60	206	H	Siena	60	70
													217	H	Holy Cross	69	63
													227	A	Col. of Charleston	75	60
													227	H	Col. of Charleston	65	60
													230	H	St. Bonaventure	71	68
													237	H	Stony Brook	49	73
													266	A	Sacred Heart	86	81
													268	A	UNCW	69	61
													335	A	Iona	68	43
													339	H	UMBC	71	55
LAST 12 Division I GAMES:																	
227	H	Col. of Charleston	65	60	230	H	St. Bonaventure	71	68								
94	H	Delaware	51	58	173	A	Columbia	53	75								
268	A	UNCW	69	61	335	A	Iona	68	43								
227	A	Col. of Charleston	75	60	206	H	Siena	60	70								
61	A	Drexel	38	47	266	A	Sacred Heart	86	81								
87	H	James Madison	42	55	102	N	Wake Forest	69	66								














































Non-Div I Games:

Hofstra

Average RPI Win:	260	WON-LOST	WINNING	LAST 10	STRENGTH OF	OPP. STRENGTH	TEAM	ADJ.	CONF.	ADJ CONF.
Average RPI Loss:	151	RECORD	PCT. RANK	GAMES	SCHEDULE	OF SCHEDULE	RPI	RPI	RPI	RPI

DIV. I ONLY	9- 9	162	6- 4	272	279	217	217	15	15
DIV. I NON-CONF.	5- 6	187	2- 3	289	321	251	251	18	18

TOTALS	RPI 1-25	RPI 26-50	W-L RECORDS	RPI 51-100	RPI 101-150	RPI 150+			
9- 9	0- 0	0- 1	OVERALL	0- 3	0- 0	9- 5			
3- 5	0- 0	0- 1	HOME	0- 2	0- 0	3- 2			
6- 4	0- 0	0- 0	AWAY	0- 1	0- 0	6- 3			
0- 0	0- 0	0- 0	NEUTRAL	0- 0	0- 0	0- 0			
5- 6	0- 0	0- 1	NON-CONFERENCE	0- 2	0- 0	5- 3			
2- 3	0- 0	0- 1	HOME	0- 1	0- 0	2- 1			
3- 3	0- 0	0- 0	AWAY	0- 1	0- 0	3- 2			
0- 0	0- 0	0- 0	NEUTRAL	0- 0	0- 0	0- 0			
4- 3	0- 0	0- 0	CONFERENCE	0- 1	0- 0	4- 2			
1- 2	0- 0	0- 0	HOME	0- 1	0- 0	1- 1			
3- 1	0- 0	0- 0	AWAY	0- 0	0- 0	3- 1			
0- 0	0- 0	0- 0	NEUTRAL	0- 0	0- 0	0- 0			

RPI 1-25	RPI 26-50	RPI 51-100	RPI 101+	Team's RPI: 217
RPI S Opponent Score	RPI S Opponent Score	RPI S Opponent Score	RPI S Opponent Score	
	46  Albany (NY) 56  65	85  Navy 58  65	159  Boston College 61  70	
		96  Brown 78  82	164  Lehigh 54 49	
		99  Dartmouth 74  76	170  Boston U. 60 57	
			184  Marist 74  85	
			192  Army West Point 70 62	
			216  Hofstra 63  69	
			235  Loyol a Maryl and 60  77	
			238  Lafayette 65  69	
			261  Col gate 71 64	
			274  Ri der 83 56	
			285  Bryant 59 57	
			317  Vermont 64 53	
			325  Rhode Isl and 69 63	
			349  UMass Lowell 84 56	
LAST 12 Division I GAMES:				
192  Army West Point 70 62	261  Col gate 71 64			
170  Boston U. 60 57	99  Dartmouth 74  76			
85  Navy 58  65	325  Rhode Isl and 69 63			
235  Loyol a Maryl and 60  77	317  Vermont 64 53			
164  Lehi gh 54 49	159  Boston Col lege 61  70			
238  Lafayette 65  69	46  Albany (NY) 56  65			

Non-Div I Games:

Holy Cross

Average RPI Win: 169

Average RPI Loss: 67

WON-LOST
RECORDWINNING
PCT. RANKLAST 10
GAMESSTRENGTH OF
SCHEDULEOPP. STRENGTH
OF SCHEDULETEAM
RPIADJ.
RPICONF.
RPIADJ CONF.
RPIDIV. I ONLY
DIV. I NON-CONF.15- 5
11- 351
467- 3
5- 173
9460
8542
3042
308
78
7

TOTALS

RPI 1-25

RPI 26-50

W-L RECORDS

RPI 51-100

RPI 101-150

RPI 150+

15- 5

0- 3

0- 0

OVERALL

1- 0

5- 1

9- 1

6- 2

0- 1

0- 0

HOME

0- 0

2- 1

4- 0

6- 3

0- 2

0- 0

AWAY

0- 0

2- 0

4- 1

3- 0

0- 0

0- 0

NEUTRAL

1- 0

1- 0

1- 0

11- 3

0- 2

0- 0

NON-CONFERENCE

1- 0

4- 0

6- 1

5- 0

0- 0

0- 0

HOME

0- 0

2- 0

3- 0

3- 3

0- 2

0- 0

AWAY

0- 0

1- 0

2- 1

3- 0

0- 0

0- 0

NEUTRAL

1- 0

1- 0

1- 0

4- 2

0- 1

0- 0

CONFERENCE

0- 0

1- 1

3- 0

1- 2

0- 1

0- 0

HOME

0- 0

0- 1

1- 0

3- 0

0- 0

0- 0

AWAY

0- 0

1- 0

2- 0

0- 0

0- 0

0- 0

NEUTRAL

0- 0

0- 0

0- 0

RPI 1-25

RPI 26-50

Team's RPI: 42

RPI 51-100

RPI 101+

RPI	S	Opponent	Score
1	H	UConn	35 95
10	A	Rutgers	57 75
15	A	Texas A&M	65 83

RPI	S	Opponent	Score
-----	---	----------	-------

RPI	S	Opponent	Score
89	N	Milwaukee	74 59

RPI	S	Opponent	Score
110	H	George Mason	82 73
120	A	Tulane	98 92
133	A	Texas St.	72 67
145	N	Liberty	75 68
146	H	ETSU	88 69
149	H	Cincinnati	82 88
159	A	Boston College	74 79
167	A	Temple	99 75
173	H	Columbia	77 53
176	H	Wichita St.	73 55
181	A	UT Arlington	62 58
189	A	New Orleans	78 66
198	N	Northeastern	72 64
204	A	SMU	85 75
232	H	Texas Tech	79 75
273	H	Incarnate Word	98 67

LAST 12 Division I GAMES:

167	A	Temple	99 75	173	H	Columbia	77 53
1	H	UConn	35 95	110	H	George Mason	82 73
149	H	Cincinnati	82 88	273	H	Incarnate Word	98 67
120	A	Tulane	98 92	10	A	Rutgers	57 75
176	H	Wichita St.	73 55	146	H	ETSU	88 69
204	A	SMU	85 75	232	H	Texas Tech	79 75

Houston

Houston

Non-Div I Games:

Houston

Loss,
Non-Conf,
S Site,
H Home
A Away
N Neutral

Average RPI	Win:	342	WON-LOST	WINNING	LAST 10	STRENGTH OF	OPP. STRENGTH	TEAM	ADJ.	CONF.	ADJ CONF.
Average RPI	Loss:	190	RECORD	PCT. RANK	GAMES	SCHEDULE	OF SCHEDULE	RPI	RPI	RPI	RPI
DIV. I ONLY	1- 11	336	1- 7	274	328	333	333	27	27		
DIV. I NON-CONF.	0- 6	337	0- 3	50	339	301	301	26	26		

TOTALS	RPI 1-25	RPI 26-50	W-L RECORDS	RPI 51-100	RPI 101-150	RPI 150+					
1- 11	0- 1	0- 0	OVERALL	0- 0	0- 3	1- 7					
0- 3	0- 0	0- 0	HOME	0- 0	0- 1	0- 2					
1- 8	0- 1	0- 0	AWAY	0- 0	0- 2	1- 5					
0- 0	0- 0	0- 0	NEUTRAL	0- 0	0- 0	0- 0					
0- 6	0- 1	0- 0	NON-CONFERENCE	0- 0	0- 2	0- 3					
0- 0	0- 0	0- 0	HOME	0- 0	0- 0	0- 0					
0- 6	0- 1	0- 0	AWAY	0- 0	0- 2	0- 3					
0- 0	0- 0	0- 0	NEUTRAL	0- 0	0- 0	0- 0					
1- 5	0- 0	0- 0	CONFERENCE	0- 0	0- 1	1- 4					
0- 3	0- 0	0- 0	HOME	0- 0	0- 1	0- 2					
1- 2	0- 0	0- 0	AWAY	0- 0	0- 0	1- 2					
0- 0	0- 0	0- 0	NEUTRAL	0- 0	0- 0	0- 0					

RPI 1-25				RPI 26-50				RPI 51-100				RPI 101+ Team's RPI: 333			
RPI	S	Opponent	Score	RPI	S	Opponent	Score	RPI	S	Opponent	Score	RPI	S	Opponent	Score
22	A	South Fla.	43 90									122	H	Lamar University	51 79
												127	A	Rice	45 67
												140	A	UTEP	62 69
												168	A	Louisiana Tech	62 85
												189	A	New Orleans	52 70
												199	A	Oral Roberts	56 78
												239	A	Abilene Christian	68 80
												257	H	Nicholls St.	61 73
												298	H	Southeastern La.	61 76
												330	A	La.-Monroe	73 77
												342	A	Sam Houston St.	69 61
LAST 12 Division I GAMES:															
298	H	Southeastern La.	61 76	168	A	Louisiana Tech	62 85								
342	A	Sam Houston St.	69 61	330	A	La.-Monroe	73 77								
239	A	Abilene Christian	68 80	140	A	UTEP	62 69								
257	H	Nicholls St.	61 73	199	A	Oral Roberts	56 78								
189	A	New Orleans	52 70	127	A	Rice	45 67								
122	H	Lamar University	51 79	22	A	South Fla.	43 90								

Non-Div I Games: LeTourneau 88 43 Paul Quinn 74 54 Jarvis Christian 78 30 Huston-Tillotson 76 72 Houston Baptist

Average RPI Win:	302	WON-LOST	WINNING	LAST 10	STRENGTH OF	OPP. STRENGTH	TEAM	ADJ.	CONF.	ADJ CONF.
Average RPI Loss:	157	RECORD	PCT. RANK	GAMES	SCHEDULE	OF SCHEDULE	RPI	RPI	RPI	RPI
DIV. I ONLY	6- 11	253	3- 6	137	348	233	233	31	31	
DIV. I NON-CONF.	4- 9	249	3- 4	51	334	223	223	31	31	

TOTALS	RPI 1-25	RPI 26-50	W-L RECORDS	RPI 51-100	RPI 101-150	RPI 150+				
6- 11	0- 1	0- 1	OVERALL	0- 2	0- 2	6- 5				
4- 3	0- 0	0- 0	HOME	0- 1	0- 1	4- 1				
2- 8	0- 0	0- 0	AWAY	0- 0	0- 0	2- 1				
0- 0	0- 0	0- 0	NEUTRAL	0- 0	0- 0	0- 0				
4- 9	0- 1	0- 1	NON-CONFERENCE	0- 2	0- 2	4- 3				
4- 2	0- 0	0- 0	HOME	0- 1	0- 1	4- 0				
0- 7	0- 1	0- 1	AWAY	0- 1	0- 1	0- 3				
0- 0	0- 0	0- 0	NEUTRAL	0- 0	0- 0	0- 0				
2- 2	0- 0	0- 0	CONFERENCE	0- 0	0- 0	2- 2				
0- 1	0- 0	0- 0	HOME	0- 0	0- 0	0- 1				
2- 1	0- 0	0- 0	AWAY	0- 0	0- 0	2- 1				
0- 0	0- 0	0- 0	NEUTRAL	0- 0	0- 0	0- 0				

RPI 1-25				RPI 26-50				RPI 51-100				RPI 101+ Team's RPI: 233			
RPI	S	Opponent	Score	RPI	S	Opponent	Score	RPI	S	Opponent	Score	RPI	S	Opponent	Score
21	A	Georgia	47 87	35	A	Maryland	49 111	69	A	Mercer	44 70	134	H	William & Mary	71 83
								96	H	Brown	81 85	149	A	Cincinnati	53 87
												158	A	Georgetown	41 93
												206	A	Siena	61 72
												215	H	Bethune-Cookman	55 59
												269	H	Campbell	63 61
												278	H	St. Francis Brooklyn	72 69
												286	H	FIU	69 62
												292	H	Fairleigh Dickinson	68 65
												317	A	Vermont	65 88
												332	A	Florida A&M	59 74
												340	A	South Carolina St.	68 58
												346	A	Savannah St.	87 59

LAST 12 Division I GAMES:															
346	A	Savannah St.	87 59	69	A	Mercer	44 70	21	A	Georgia	47 87	149	A	Cincinnati	53 87
340	A	South Carolina St.	68 58	21	A	Georgia	47 87	278	H	St. Francis Brooklyn	72 69	286	H	FIU	69 62
215	H	Bethune-Cookman	55 59	278	H	St. Francis Brooklyn	72 69	292	H	Fairleigh Dickinson	68 65				
332	A	Florida A&M	59 74												
96	H	Brown	81 85												
269	H	Campbell	63 61												

Non-Div I Games:

Howard

Average RPI Win:	214	WON-LOST	WINNING	LAST 10	STRENGTH OF	OPP. STRENGTH	TEAM	ADJ.	CONF.	ADJ CONF.
Average RPI Loss:	54	RECORD	PCT. RANK	GAMES	SCHEDULE	OF SCHEDULE	RPI	RPI	RPI	RPI
DIV. I ONLY	12- 4	51	7- 3	250	82	88	88	11	11	
DIV. I NON-CONF.	7- 3	74	4- 2	278	34	95	95	10	10	

TOTALS	RPI 1-25	RPI 26-50	W-L RECORDS	RPI 51-100	RPI 101-150	RPI 150+				
12- 4	0- 1	0- 1	OVERALL	2- 1	2- 1	8- 0				
3- 2	0- 1	0- 0	HOME	0- 0	1- 1	2- 0				
8- 2	0- 0	0- 1	AWAY	1- 1	1- 0	6- 0				
1- 0	0- 0	0- 0	NEUTRAL	1- 0	0- 0	0- 0				
7- 3	0- 0	0- 1	NON-CONFERENCE	2- 1	0- 1	5- 0				
1- 1	0- 0	0- 0	HOME	0- 0	0- 1	1- 0				
5- 2	0- 0	0- 1	AWAY	1- 1	0- 0	4- 0				
1- 0	0- 0	0- 0	NEUTRAL	1- 0	0- 0	0- 0				
5- 1	0- 1	0- 0	CONFERENCE	0- 0	2- 0	3- 0				
2- 1	0- 1	0- 0	HOME	0- 0	1- 0	1- 0				
3- 0	0- 0	0- 0	AWAY	0- 0	1- 0	2- 0				
0- 0	0- 0	0- 0	NEUTRAL	0- 0	0- 0	0- 0				

RPI	S	Opponent	Score	RPI	S	Opponent	Score	RPI	S	Opponent	Score	RPI	S	Opponent	Score
12	H	Green Bay	34 60	29	A	DePaul	71 85	55	A	UCF	59 63	105	A	Cleveland St.	77 64
								59	N	Wyoming	65 59	121	H	Miami (OH)	83 96
								84	A	Ohio	76 52	150	H	Oakland	80 64
												157	A	Memphis	80 57
												194	A	UNI	54 48
												262	A	Youngstown St.	65 43
												287	H	Detroit Mercy	90 62
												301	H	Indiana St.	86 57
												318	A	Tennessee Tech	68 54
												327	A	Ill. -Chicago	82 46
												328	A	Ga. Southern	72 52

Team's RPI: 88															
LAST 12 Division I GAMES:															
12	H	Green Bay	34 60	29	A	DePaul	71 85	328	A	Ga. Southern	72 52	121	H	Miami (OH)	83 96
150	H	Oakland	80 64	318	A	Tennessee Tech	68 54	84	A	Ohio	76 52	157	A	Memphis	80 57
287	H	Detroit Mercy	90 62												
262	A	Youngstown St.	65 43												
105	A	Cleveland St.	77 64												
327	A	Ill. -Chicago	82 46												

Non-Div I Games: Georgetown (KY) 85 52

IUPUI

Average RPI Win:	211	WON-LOST	WINNING	LAST 10	STRENGTH OF	OPP. STRENGTH	TEAM	ADJ.	CONF.	ADJ CONF.
Average RPI Loss:	127	RECORD	PCT. RANK	GAMES	SCHEDULE	OF SCHEDULE	RPI	RPI	RPI	RPI
DIV. I ONLY	5- 10	262	3- 6	118	127	202	202	19	19	
DIV. I NON-CONF.	3- 7	254	1- 5	59	140	186	186	16	16	

TOTALS	RPI 1-25	RPI 26-50	W-L RECORDS	RPI 51-100	RPI 101-150	RPI 150+				
5- 10	0- 2	0- 1	OVERALL	0- 2	1- 1	4- 4				
2- 4	0- 0	0- 1	HOME	0- 1	0- 1	2- 1				
3- 5	0- 0	0- 0	AWAY	0- 0	1- 0	2- 0				
0- 1	0- 0	0- 0	NEUTRAL	0- 1	0- 0	0- 0				
3- 7	0- 2	0- 0	NON-CONFERENCE	0- 2	0- 1	3- 2				
1- 3	0- 0	0- 0	HOME	0- 1	0- 1	1- 1				
2- 3	0- 2	0- 0	AWAY	0- 0	0- 0	2- 1				
0- 1	0- 0	0- 0	NEUTRAL	0- 1	0- 0	0- 0				
2- 3	0- 0	0- 1	CONFERENCE	0- 0	1- 0	1- 2				
1- 1	0- 0	0- 1	HOME	0- 0	0- 0	1- 0				
1- 2	0- 0	0- 0	AWAY	0- 0	1- 0	0- 2				
0- 0	0- 0	0- 0	NEUTRAL	0- 0	0- 0	0- 0				

RPI 1-25				RPI 26-50				RPI 51-100				RPI 101+				Team's RPI: 202
RPI	S	Opponent	Score	RPI	S	Opponent	Score	RPI	S	Opponent	Score	RPI	S	Opponent	Score	
7	A	Ohio St.	56 99	38	H	Northern Colo.	72 78	59	H	Wyoming	64 70	136	H	Washington	69 81	
23	A	Arizona St.	33 77					75	N	TCU	76 86	143	A	Portland St.	101 90	
												179	A	Colorado St.	83 69	
												185	H	North Dakota	80 75	
												197	A	Eastern Wash.	64 71	
												220	H	Seattle U	60 68	
												236	A	CSUN	80 75	
												239	A	Abilene Christian	72 82	
												271	A	Sacramento St.	64 79	
												311	H	Cal St. Fullerton	80 60	

LAST 12 Division I GAMES:																
197	A	Eastern Wash.	64 71	220	H	Seattle U	60 68									
143	A	Portland St.	101 90	59	H	Wyoming	64 70									
271	A	Sacramento St.	64 79	311	H	Cal St. Fullerton	80 60									
38	H	Northern Colo.	72 78	136	H	Washington	69 81									
185	H	North Dakota	80 75	75	N	TCU	76 86									
23	A	Arizona St.	33 77	236	A	CSUN	80 75									

Non-Div I Games: Eastern Ore. 84 70

Idaho

Average RPI Win:	236	WON-LOST	WINNING	LAST 10	STRENGTH OF	OPP. STRENGTH	TEAM	ADJ.	CONF.	ADJ CONF.
Average RPI Loss:	129	RECORD	PCT. RANK	GAMES	SCHEDULE	OF SCHEDULE	RPI	RPI	RPI	RPI
DIV. I ONLY	8- 6	130	4- 5	281	154	151	151	19	19	
DIV. I NON-CONF.	6- 3	87	3- 3	282	116	96	96	16	16	

TOTALS	RPI 1-25	RPI 26-50	W-L RECORDS	RPI 51-100	RPI 101-150	RPI 150+				
8- 6	0- 0	0- 1	OVERALL	0- 2	1- 1	7- 2				
2- 2	0- 0	0- 1	HOME	0- 0	0- 1	2- 0				
6- 4	0- 0	0- 0	AWAY	0- 0	1- 0	5- 0				
0- 0	0- 0	0- 0	NEUTRAL	0- 0	0- 0	0- 0				
6- 3	0- 0	0- 0	NON-CONFERENCE	0- 2	1- 0	5- 1				
1- 0	0- 0	0- 0	HOME	0- 0	0- 0	1- 0				
5- 3	0- 0	0- 0	AWAY	0- 2	1- 0	4- 1				
0- 0	0- 0	0- 0	NEUTRAL	0- 0	0- 0	0- 0				
2- 3	0- 0	0- 1	CONFERENCE	0- 0	0- 1	2- 1				
1- 2	0- 0	0- 1	HOME	0- 0	0- 1	1- 0				
1- 1	0- 0	0- 0	AWAY	0- 0	0- 0	1- 1				
0- 0	0- 0	0- 0	NEUTRAL	0- 0	0- 0	0- 0				

RPI 1-25				RPI 26-50				RPI 51-100				RPI 101+				Team's RPI: 151
RPI	S	Opponent	Score	RPI	S	Opponent	Score	RPI	S	Opponent	Score	RPI	S	Opponent	Score	
				38	H	Northern Colo.	57 63	52	A	Washington St.	55 72	131	H	Weber St.	70 76	
								59	A	Wyoming	53 61	136	A	Washington	79 59	
												185	H	North Dakota	57 46	
												196	A	UC Irvine	78 72	
												200	A	Pepperdine	74 80	
												219	A	Hawaii	64 62	
												220	A	Seattle U	74 69	
												296	A	Southern Utah	70 76	
												300	H	Utah St.	64 44	
												305	A	Utah Valley	70 58	
												324	A	Northern Ariz.	75 55	
LAST 12 Division I GAMES:																
				38	H	Northern Colo.	57 63	219	A	Hawaii	64 62					
				185	H	North Dakota	57 46	59	A	Wyoming	53 61					
				324	A	Northern Ariz.	75 55	52	A	Washington St.	55 72					
				296	A	Southern Utah	70 76	300	H	Utah St.	64 44					
				131	H	Weber St.	70 76	200	A	Pepperdine	74 80					
				305	A	Utah Valley	70 58	196	A	UC Irvine	78 72					

Non-Div I Games: Westminster (UT) 83 45 Col. of Idaho 89 32

Idaho St.

Average RPI Win:	273	WON-LOST	WINNING	LAST 10	STRENGTH OF	OPP. STRENGTH	TEAM	ADJ.	CONF.	ADJ CONF.
Average RPI Loss:	202	RECORD	PCT. RANK	GAMES	SCHEDULE	OF SCHEDULE	RPI	RPI	RPI	RPI
DIV. I ONLY	5- 10	262	3- 7	328	317	327	327	11	11	
DIV. I NON-CONF.	5- 4	146	3- 2	344	344	312	312	10	10	

TOTALS	RPI 1-25	RPI 26-50	W-L RECORDS	RPI 51-100	RPI 101-150	RPI 150+				
5- 10	0- 0	0- 0	OVERALL	0- 2	0- 2	5- 6				
4- 6	0- 0	0- 0	HOME	0- 2	0- 1	4- 3				
1- 4	0- 0	0- 0	AWAY	0- 0	0- 1	1- 3				
0- 0	0- 0	0- 0	NEUTRAL	0- 0	0- 0	0- 0				
5- 4	0- 0	0- 0	NON-CONFERENCE	0- 0	0- 0	5- 4				
4- 2	0- 0	0- 0	HOME	0- 0	0- 0	4- 2				
1- 2	0- 0	0- 0	AWAY	0- 0	0- 0	1- 2				
0- 0	0- 0	0- 0	NEUTRAL	0- 0	0- 0	0- 0				
0- 6	0- 0	0- 0	CONFERENCE	0- 2	0- 2	0- 2				
0- 4	0- 0	0- 0	HOME	0- 2	0- 1	0- 1				
0- 2	0- 0	0- 0	AWAY	0- 0	0- 1	0- 1				
0- 0	0- 0	0- 0	NEUTRAL	0- 0	0- 0	0- 0				

RPI 1-25				RPI 26-50				RPI 51-100				RPI 101+				Team's RPI : 327	
RPI	S	Opponent	Score	RPI	S	Opponent	Score	RPI	S	Opponent	Score	RPI	S	Opponent	Score		
								88	H	IUPUI	46	82	105	A	Cleveland St.	67	70
								89	H	Milwaukee	53	76	150	H	Oakland	63	67
													180	A	Bradley	48	58
													208	H	Eastern Mich.	73	70
													213	H	North Texas	70	67
													260	H	Santa Clara	36	45
													262	A	Youngstown St.	63	76
													284	A	Loyola Chicago	55	57
													287	H	Detroit Mercy	58	61
													295	A	Fort Wayne	67	51
													301	H	Indiana St.	55	46
													313	H	Jackson St.	63	76
													347	H	Evansville	96	77
LAST 12 Division I GAMES:																	
				89	H	Milwaukee	53	76	284	A	Loyola Chicago	55	57				
				287	H	Detroit Mercy	58	61	213	H	North Texas	70	67				
				150	H	Oakland	63	67	347	H	Evansville	96	77				
				105	A	Cleveland St.	67	70	208	H	Eastern Mich.	73	70				
				262	A	Youngstown St.	63	76	180	A	Bradley	48	58				
				88	H	IUPUI	46	82	301	H	Indiana St.	55	46				

Non-Div I Games: Bethel (IN) 66 46 Ind.-Northwest 74 56

Ill. -Chicago

Average RPI Win:	241	WON-LOST	WINNING	LAST 10	STRENGTH OF	OPP. STRENGTH	TEAM	ADJ.	CONF.	ADJ CONF.
Average RPI Loss:	56	RECORD	PCT. RANK	GAMES	SCHEDULE	OF SCHEDULE	RPI	RPI	RPI	RPI
DIV. I ONLY	9- 11	204	3- 7	72	84	154	154	3	3	
DIV. I NON-CONF.	9- 5	99	4- 2	192	137	132	132	4	4	

TOTALS	RPI 1-25	RPI 26-50	W-L RECORDS	RPI 51-100	RPI 101-150	RPI 150+				
9- 11	0- 2	0- 4	OVERALL	0- 3	0- 1	9- 1				
6- 6	0- 0	0- 2	HOME	0- 2	0- 1	6- 1				
1- 5	0- 2	0- 2	AWAY	0- 1	0- 0	1- 0				
2- 0	0- 0	0- 0	NEUTRAL	0- 0	0- 0	2- 0				
9- 5	0- 1	0- 1	NON-CONFERENCE	0- 2	0- 1	9- 0				
6- 2	0- 0	0- 0	HOME	0- 1	0- 1	6- 0				
1- 3	0- 1	0- 1	AWAY	0- 1	0- 0	1- 0				
2- 0	0- 0	0- 0	NEUTRAL	0- 0	0- 0	2- 0				
0- 6	0- 1	0- 3	CONFERENCE	0- 1	0- 0	0- 1				
0- 4	0- 0	0- 2	HOME	0- 1	0- 0	0- 1				
0- 2	0- 1	0- 1	AWAY	0- 0	0- 0	0- 0				
0- 0	0- 0	0- 0	NEUTRAL	0- 0	0- 0	0- 0				

RPI 1-25				RPI 26-50				RPI 51-100				RPI 101+				Team's RPI: 154
RPI	S	Opponent	Score	RPI	S	Opponent	Score	RPI	S	Opponent	Score	RPI	S	Opponent	Score	
10	A	Rutgers	37 76	30	H	Michigan St.	55 67	54	H	Virginia Tech	49 96	114	H	Western Ill.	67 77	
14	A	Missouri	55 72	31	H	Iowa	71 84	58	A	New Mexico	68 97	157	A	Memphis	63 47	
				35	A	Maryland	65 100	72	H	Nebraska	72 80	161	H	Northwestern	59 74	
				41	A	FGCU	61 85					176	N	Wichita St.	68 67	
												180	H	Bradley	74 62	
												196	N	UC Irvine	65 59	
												242	H	Austin Peay	59 47	
												287	H	Detroit Mercy	73 65	
												295	H	Fort Wayne	64 50	
												301	H	Indiana St.	81 52	
												336	H	Chicago St.	66 56	

LAST 12 Division I GAMES:																
				30	H	Michigan St.	55 67	14	A	Missouri	55 72					
				72	H	Nebraska	72 80	242	H	Austin Peay	59 47					
				31	H	Iowa	71 84	287	H	Detroit Mercy	73 65					
				10	A	Rutgers	37 76	301	H	Indiana St.	81 52					
				161	H	Northwestern	59 74	157	A	Memphis	63 47					
				35	A	Maryland	65 100	54	H	Virginia Tech	49 96					

Non-Div I Games:

Illinois

Average RPI Win:	230	WON-LOST	WINNING	LAST 10	STRENGTH OF	OPP. STRENGTH	TEAM	ADJ.	CONF.	ADJ CONF.
Average RPI Loss:	152	RECORD	PCT. RANK	GAMES	SCHEDULE	OF SCHEDULE	RPI	RPI	RPI	RPI
DIV. I ONLY	7- 9	209	4- 6	239	258	245	245	24	24	
DIV. I NON-CONF.	6- 5	153	4- 3	225	261	193	193	21	21	

TOTALS	RPI 1-25	RPI 26-50	W-L RECORDS	RPI 51-100	RPI 101-150	RPI 150+				
7- 9	0- 0	0- 0	OVERALL	0- 2	0- 4	7- 3				
5- 4	0- 0	0- 0	HOME	0- 1	0- 2	5- 1				
1- 5	0- 0	0- 0	AWAY	0- 0	0- 0	1- 1				
1- 0	0- 0	0- 0	NEUTRAL	0- 0	0- 0	1- 0				
6- 5	0- 0	0- 0	NON-CONFERENCE	0- 2	0- 3	6- 0				
4- 2	0- 0	0- 0	HOME	0- 1	0- 1	4- 0				
1- 3	0- 0	0- 0	AWAY	0- 1	0- 2	1- 0				
1- 0	0- 0	0- 0	NEUTRAL	0- 0	0- 0	1- 0				
1- 4	0- 0	0- 0	CONFERENCE	0- 0	0- 1	1- 3				
1- 2	0- 0	0- 0	HOME	0- 0	0- 1	1- 1				
0- 2	0- 0	0- 0	AWAY	0- 0	0- 0	0- 2				
0- 0	0- 0	0- 0	NEUTRAL	0- 0	0- 0	0- 0				

RPI 1-25				RPI 26-50				RPI 51-100				RPI 101+				Team's RPI: 245
RPI	S	Opponent	Score	RPI	S	Opponent	Score	RPI	S	Opponent	Score	RPI	S	Opponent	Score	
								79	H	Butler	45 56	105	H	Cleveland St.	47 56	
								89	A	Milwaukee	59 61	110	A	George Mason	37 56	
												117	H	Missouri St.	50 56	
												150	A	Oakland	43 64	
												156	H	SIUE	62 47	
												166	H	Southern Ill.	49 46	
												180	H	Bradley	42 62	
												198	N	Northeastern	65 55	
												208	H	Eastern Mich.	65 56	
												250	A	Valparaiso	50 56	
												267	H	Northern Ky.	49 37	
												281	H	UMKC	64 53	
												284	A	Loyola Chicago	59 62	
												331	A	Long Beach St.	59 51	

LAST 12 Division I GAMES:																
				166	H	Southern Ill.	49 46	331	A	Long Beach St.	59 51					
				117	H	Missouri St.	50 56	105	H	Cleveland St.	47 56					
				284	A	Loyola Chicago	59 62	208	H	Eastern Mich.	65 56					
				250	A	Valparaiso	50 56	89	A	Milwaukee	59 61					
				180	H	Bradley	42 62	79	H	Butler	45 56					
				198	N	Northeastern	65 55	156	H	SIUE	62 47					

Non-Div I Games:

Illinois St.

Average RPI Win:	300	WON-LOST	WINNING	LAST 10	STRENGTH OF	OPP. STRENGTH	TEAM	ADJ.	CONF.	ADJ CONF.
Average RPI Loss:	146	RECORD	PCT. RANK	GAMES	SCHEDULE	OF SCHEDULE	RPI	RPI	RPI	RPI
DIV. I ONLY	2- 13	318	2- 8	84	313	273	273	27	27	
DIV. I NON-CONF.	0- 10	337	0- 7	29	284	275	275	26	26	

TOTALS	RPI 1-25	RPI 26-50	W-L RECORDS	RPI 51-100	RPI 101-150	RPI 150+				
2- 13	0- 0	0- 2	OVERALL	0- 2	0- 5	2- 4				
1- 5	0- 0	0- 0	HOME	0- 1	0- 2	1- 2				
1- 8	0- 0	0- 0	AWAY	0- 0	0- 0	1- 0				
0- 0	0- 0	0- 0	NEUTRAL	0- 0	0- 0	0- 0				
0- 10	0- 0	0- 2	NON-CONFERENCE	0- 2	0- 3	0- 3				
0- 3	0- 0	0- 0	HOME	0- 1	0- 1	0- 1				
0- 7	0- 0	0- 2	AWAY	0- 1	0- 2	0- 2				
0- 0	0- 0	0- 0	NEUTRAL	0- 0	0- 0	0- 0				
2- 3	0- 0	0- 0	CONFERENCE	0- 0	0- 2	2- 1				
1- 2	0- 0	0- 0	HOME	0- 0	0- 1	1- 1				
1- 1	0- 0	0- 0	AWAY	0- 0	0- 1	1- 0				
0- 0	0- 0	0- 0	NEUTRAL	0- 0	0- 0	0- 0				

RPI 1-25				RPI 26-50				RPI 51-100				RPI 101+ Team's RPI: 273			
RPI	S	Opponent	Score	RPI	S	Opponent	Score	RPI	S	Opponent	Score	RPI	S	Opponent	Score
				42	A	Houston	67 98	76	A	Utah	31 90	112	H	Central Ark.	35 57
				43	A	Oklahoma St.	35 86	95	H	South Dakota	51 81	127	A	Rice	43 60
												131	A	Weber St.	55 79
												133	H	Texas St.	33 74
												139	A	SFA	49 60
												181	A	UT Arlington	48 61
												232	A	Texas Tech	54 80
												257	H	Nicholls St.	64 62
												291	H	McNeese	57 66
												294	H	Massachusetts	45 64
												342	A	Sam Houston St.	56 49
LAST 12 Division I GAMES:															
				139	A	SFA	49 60	42	A	Houston	67 98				
				112	H	Central Ark.	35 57	127	A	Rice	43 60				
				342	A	Sam Houston St.	56 49	95	H	South Dakota	51 81				
				257	H	Nicholls St.	64 62	294	H	Massachusetts	45 64				
				291	H	McNeese	57 66	131	A	Weber St.	55 79				
				232	A	Texas Tech	54 80	76	A	Utah	31 90				

Non-Div I Games: Mary Hardin-Baylor 76 58

Incarnate Word

Average RPI Win:	294	WON-LOST	WINNING	LAST 10	STRENGTH OF	OPP. STRENGTH	TEAM	ADJ.	CONF.	ADJ CONF.
Average RPI Loss:	142	RECORD	PCT. RANK	GAMES	SCHEDULE	OF SCHEDULE	RPI	RPI	RPI	RPI
DIV. I ONLY	2- 13	318	1- 9	160	191	301	301	24	24	
DIV. I NON-CONF.	1- 9	318	0- 6	76	202	277	277	21	21	

TOTALS	RPI 1-25	RPI 26-50	W-L RECORDS	RPI 51-100	RPI 101-150	RPI 150+				
2- 13	0- 0	0- 1	OVERALL	0- 3	0- 4	2- 5				
1- 7	0- 0	0- 1	HOME	0- 1	0- 3	1- 2				
0- 5	0- 0	0- 0	AWAY	0- 1	0- 1	0- 3				
1- 1	0- 0	0- 0	NEUTRAL	0- 1	0- 0	1- 0				
1- 9	0- 0	0- 1	NON-CONFERENCE	0- 3	0- 2	1- 3				
0- 5	0- 0	0- 1	HOME	0- 1	0- 2	0- 1				
0- 3	0- 0	0- 0	AWAY	0- 1	0- 0	0- 2				
1- 1	0- 0	0- 0	NEUTRAL	0- 1	0- 0	1- 0				
1- 4	0- 0	0- 0	CONFERENCE	0- 0	0- 2	1- 2				
1- 2	0- 0	0- 0	HOME	0- 0	0- 1	1- 1				
0- 2	0- 0	0- 0	AWAY	0- 0	0- 1	0- 1				
0- 0	0- 0	0- 0	NEUTRAL	0- 0	0- 0	0- 0				

RPI 1-25				RPI 26-50				RPI 51-100				RPI 101+				Team's RPI: 301
RPI	S	Opponent	Score	RPI	S	Opponent	Score	RPI	S	Opponent	Score	RPI	S	Opponent	Score	
				40	H	Central Mich.	67 77	79	H	Butler	51 60	115	H	Saint Louis	59 60	
								88	A	IUPUI	57 86	117	H	Missouri St.	63 77	
								95	N	South Dakota	59 71	121	H	Miami (OH)	56 68	
												128	A	Drake	64 85	
												154	A	Illinois	52 81	
												166	H	Southern Ill.	45 64	
												194	A	UNI	53 59	
												222	H	Fla. Atlantic	58 66	
												241	N	Montana	57 45	
												327	A	Ill. -Chicago	46 55	
												347	H	Evansville	56 48	
LAST 12 Division I GAMES:																
194	A	UNI	53 59	121	H	Miami (OH)	56 68									
128	A	Drake	64 85	40	H	Central Mich.	67 77									
347	H	Evansville	56 48	154	A	Illinois	52 81									
166	H	Southern Ill.	45 64	327	A	Ill. -Chicago	46 55									
117	H	Missouri St.	63 77	95	N	South Dakota	59 71									
79	H	Butler	51 60	241	N	Montana	57 45									

Non-Div I Games: Missouri S&T 84 51

Indiana St.

Average RPI Win:	0	WON-LOST	WINNING	LAST 10	STRENGTH OF	OPP. STRENGTH	TEAM	ADJ.	CONF.	ADJ CONF.
Average RPI Loss:	177	RECORD	PCT. RANK	GAMES	SCHEDULE	OF SCHEDULE	RPI	RPI	RPI	RPI
DIV. I ONLY	0- 16	345	0- 10	182	255	335	335	25	25	
DIV. I NON-CONF.	0- 11	337	0- 7	92	307	314	314	25	25	

TOTALS	RPI 1-25	RPI 26-50	W-L RECORDS	RPI 51-100	RPI 101-150	RPI 150+				
0- 16	0- 0	0- 1	OVERALL	0- 3	0- 2	0- 10				
0- 8	0- 0	0- 1	HOME	0- 1	0- 1	0- 5				
0- 8	0- 0	0- 0	AWAY	0- 2	0- 1	0- 5				
0- 0	0- 0	0- 0	NEUTRAL	0- 0	0- 0	0- 0				
0- 11	0- 0	0- 0	NON-CONFERENCE	0- 3	0- 2	0- 6				
0- 5	0- 0	0- 0	HOME	0- 1	0- 1	0- 3				
0- 6	0- 0	0- 0	AWAY	0- 2	0- 1	0- 3				
0- 0	0- 0	0- 0	NEUTRAL	0- 0	0- 0	0- 0				
0- 5	0- 0	0- 1	CONFERENCE	0- 0	0- 0	0- 4				
0- 3	0- 0	0- 1	HOME	0- 0	0- 0	0- 2				
0- 2	0- 0	0- 0	AWAY	0- 0	0- 0	0- 2				
0- 0	0- 0	0- 0	NEUTRAL	0- 0	0- 0	0- 0				

RPI	S	Opponent	Score	RPI	S	Opponent	Score	RPI	S	Opponent	Score	RPI	S	Opponent	Score
				50	H	Quinnipiac	38 74	53	H	Toledo	57 74	116	A	Jacksonville	62 71
								70	A	Duquesne	59 80	119	H	Kansas	58 72
								71	A	Fordham	48 78	167	H	Temple	54 59
												187	A	Niagara	59 73
												201	H	Bucknell	53 60
												206	A	Siena	51 64
												216	H	Hofstra	43 68
												237	A	Stony Brook	46 63
												258	H	Monmouth	56 62
												278	A	St. Francis Brooklyn	63 72
												288	A	Arizona	58 71
												314	H	Canisius	49 53
Team's RPI: 335															

LAST 12 Division I GAMES:															
258	H	Monmouth	56 62	278	A	St. Francis Brooklyn	63 72	237	A	Stony Brook	46 63	71	A	Fordham	48 78
50	H	Quinnipiac	38 74	201	H	Hofstra	43 68	206	A	Siena	51 64	216	H	Bucknell	53 60
206	A	Siena	51 64	53	H	Toledo	57 74	187	A	Niagara	59 73	288	A	Arizona	58 71
314	H	Canisius	49 53					119	H	Kansas	58 72				

Non-Div I Games:

Iona

Average RPI Win:	145	WON-LOST	WINNING	LAST 10	STRENGTH OF	OPP. STRENGTH	TEAM	ADJ.	CONF.	ADJ CONF.
Average RPI Loss:	39	RECORD	PCT. RANK	GAMES	SCHEDULE	OF SCHEDULE	RPI	RPI	RPI	RPI
DIV. I ONLY	15- 4	32	7- 3	48	44	31	31	3	3	
DIV. I NON-CONF.	12- 1	7	5- 1	88	73	23	23	4	4	

TOTALS	RPI 1-25	RPI 26-50	W-L RECORDS	RPI 51-100	RPI 101-150	RPI 150+				
15- 4	1- 1	2- 2	OVERALL	2- 1	2- 0	8- 0				
8- 2	1- 1	2- 1	HOME	1- 0	2- 0	2- 0				
4- 2	0- 0	0- 1	AWAY	0- 1	0- 0	4- 0				
3- 0	0- 0	0- 0	NEUTRAL	1- 0	0- 0	2- 0				
12- 1	0- 1	2- 0	NON-CONFERENCE	2- 0	2- 0	6- 0				
7- 1	0- 1	2- 0	HOME	1- 0	2- 0	2- 0				
2- 0	0- 0	0- 0	AWAY	0- 0	0- 0	2- 0				
3- 0	0- 0	0- 0	NEUTRAL	1- 0	0- 0	2- 0				
3- 3	1- 0	0- 2	CONFERENCE	0- 1	0- 0	2- 0				
1- 1	1- 0	0- 1	HOME	0- 0	0- 0	0- 0				
2- 2	0- 0	0- 1	AWAY	0- 1	0- 0	2- 0				
0- 0	0- 0	0- 0	NEUTRAL	0- 0	0- 0	0- 0				

RPI 1-25				RPI 26-50				Team's RPI: 31				RPI 51-100				RPI 101+			
RPI	S	Opponent	Score	RPI	S	Opponent	Score	RPI	S	Opponent	Score	RPI	S	Opponent	Score	RPI	S	Opponent	Score
6	H	Florida St.	93 94	35	A	Maryl and	64 80	72	A	Nebraska	65 74	113	H	Northern Ill.	105 80				
25	H	Michigan	82 72	44	H	Purdue	70 76	82	N	Elon	74 61	128	H	Drake	79 66				
				49	H	Western Ky.	104 97	93	H	Western Mich.	79 56	153	A	Iowa St.	61 55				
				50	H	Quinnipiac	83 67					154	A	Illinois	84 71				
												169	H	Samford	80 59				
												188	A	Wisconsin	56 46				
												194	A	UNI	71 47				
												195	N	Charlotte	77 64				
												251	N	Morgan St.	90 46				
												338	H	Ark.-Pine Bluff	85 45				
LAST 12 Division I GAMES:																			
				72	A	Nebraska	65 74	128	H	Drake	79 66								
				44	H	Purdue	70 76	194	A	UNI	71 47								
				154	A	Illinois	84 71	338	H	Ark.-Pine Bluff	85 45								
				35	A	Maryl and	64 80	153	A	Iowa St.	61 55								
				25	H	Michigan	82 72	169	H	Samford	80 59								
				188	A	Wisconsin	56 46	6	H	Florida St.	93 94								

Non-Div I Games:

Iowa

Average RPI Win:

206

Average RPI Loss:

69

WON-LOST
RECORDWINNING
PCT. RANKLAST 10
GAMESSTRENGTH OF
SCHEDULEOPP. STRENGTH
OF SCHEDULETEAM
RPIADJ.
RPICONF.
RPIADJ CONF.
RPIDIV. I ONLY
DIV. I NON-CONF.8- 10
6- 5205
1535- 5
3- 281
24247
93153
195153
1955
65
6

TOTALS

RPI 1-25

RPI 26-50

W-L RECORDS

RPI 51-100

RPI 101-150

RPI 150+

8- 10

0- 2

0- 4

OVERALL

1- 1

2- 2

5- 1

6- 4

0- 1

0- 2

HOME

1- 1

1- 0

4- 0

1- 5

0- 1

0- 1

AWAY

0- 0

0- 2

1- 1

1- 1

0- 0

0- 1

NEUTRAL

0- 0

1- 0

0- 0

6- 5

0- 0

0- 2

NON-CONFERENCE

1- 0

1- 2

4- 1

5- 1

0- 0

0- 1

HOME

1- 0

0- 0

4- 0

0- 3

0- 0

0- 0

AWAY

0- 0

0- 2

0- 1

1- 1

0- 0

0- 1

NEUTRAL

0- 0

1- 0

0- 0

2- 5

0- 2

0- 2

CONFERENCE

0- 1

1- 0

1- 0

1- 3

0- 1

0- 1

HOME

0- 1

1- 0

0- 0

1- 2

0- 1

0- 1

AWAY

0- 0

0- 0

1- 0

0- 0

0- 0

0- 0

NEUTRAL

0- 0

0- 0

0- 0

RPI 1-25

RPI S Opponent

Score

18 A Bayl or

49 89

18 H Bayl or

50 79

RPI 26-50

RPI S Opponent

Score

28 H Okl ahoma

69 74

31 H Iowa

55 61

37 A West Vi rgi ni a

49 57

40 N Central Mi ch.

60 81

RPI 51-100

RPI S Opponent

Score

68 H Kansas St.

60 67

95 H South Dakota

81 76

RPI 101+

Team's RPI: 153

RPI S Opponent

Score

119 H Kansas

71 69

120 N Tul ane

67 64

124 A Vanderbi l t

74 77

128 A Drake

80 83

194 A UNI

53 57

224 H UC Ri versi de

89 66

232 A Texas Tech

66 54

257 H Ni chol l s St.

75 47

281 H UMKC

61 45

322 H N. C. Central

99 58

LAST 12 Division I GAMES:

18 H Bayl or

50 79

232 A Texas Tech

66 54

68 H Kansas St.

60 67

37 A West Vi rgi ni a

49 57

18 A Bayl or

49 89

28 H Okl ahoma

69 74

119 H Kansas

71 69

257 H Ni chol l s St.

75 47

224 H UC Ri versi de

89 66

322 H N. C. Central

99 58

31 H Iowa

55 61

124 A Vanderbi l t

74 77

Iowa St.

Average RPI Win:	302	WON-LOST	WINNING	LAST 10	STRENGTH OF	OPP. STRENGTH	TEAM	ADJ.	CONF.	ADJ CONF.
Average RPI Loss:	241	RECORD	PCT. RANK	GAMES	SCHEDULE	OF SCHEDULE	RPI	RPI	RPI	RPI
DIV. I ONLY	6- 5	151	4- 5	349	330	313	313	32	32	
DIV. I NON-CONF.	2- 3	214	1- 3	349	296	344	344	32	32	

TOTALS	RPI 1-25	RPI 26-50	W-L RECORDS	RPI 51-100	RPI 101-150	RPI 150+				
6- 5	0- 0	0- 0	OVERALL	0- 0	0- 0	6- 5				
3- 2	0- 0	0- 0	HOME	0- 0	0- 0	3- 2				
3- 3	0- 0	0- 0	AWAY	0- 0	0- 0	3- 0				
0- 0	0- 0	0- 0	NEUTRAL	0- 0	0- 0	0- 0				
2- 3	0- 0	0- 0	NON-CONFERENCE	0- 0	0- 0	2- 3				
0- 1	0- 0	0- 0	HOME	0- 0	0- 0	0- 1				
2- 2	0- 0	0- 0	AWAY	0- 0	0- 0	2- 2				
0- 0	0- 0	0- 0	NEUTRAL	0- 0	0- 0	0- 0				
4- 2	0- 0	0- 0	CONFERENCE	0- 0	0- 0	4- 2				
3- 1	0- 0	0- 0	HOME	0- 0	0- 0	3- 1				
1- 1	0- 0	0- 0	AWAY	0- 0	0- 0	1- 1				
0- 0	0- 0	0- 0	NEUTRAL	0- 0	0- 0	0- 0				

RPI 1-25				RPI 26-50				RPI 51-100				RPI 101+				Team's RPI: 313	
RPI	S	Opponent	Score	RPI	S	Opponent	Score	RPI	S	Opponent	Score	RPI	S	Opponent	Score		
												157	A	Memphi s	53	64	
												207	A	Southern U.	76	86	
												244	H	Texas Southern	74	77	
												257	H	Ni choll s St.	64	90	
												265	H	Al abama A&M	59	43	
												289	A	Al corn	74	51	
												290	H	Prai ri e View	70	61	
												307	H	Al abama St.	70	61	
												327	A	Ill . -Chi cago	76	63	
												336	A	Chi cago St.	87	69	
												342	A	Sam Houston St.	68	74	
LAST 12 Division I GAMES:																	
290	H	Prai ri e View	70 61	157	A	Memphi s	53 64										
244	H	Texas Southern	74 77	342	A	Sam Houston St.	68 74										
207	A	Southern U.	76 86	257	H	Ni choll s St.	64 90										
289	A	Al corn	74 51	336	A	Chi cago St.	87 69										
265	H	Al abama A&M	59 43	327	A	Ill . -Chi cago	76 63										
307	H	Al abama St.	70 61														

Non-Div I Games: Philander Smith 88 56 Millsaps 79 41 LSU-Shreveport 85 86 Spring Hill 77 50 Jackson St.

Average RPI Win:	253	WON-LOST	WINNING	LAST 10	STRENGTH OF	OPP. STRENGTH	TEAM	ADJ.	CONF.	ADJ CONF.
Average RPI Loss:	107	RECORD	PCT. RANK	GAMES	SCHEDULE	OF SCHEDULE	RPI	RPI	RPI	RPI
DIV. I ONLY	10- 5	84	7- 1	292	183	116	116	22	22	
DIV. I NON-CONF.	7- 5	132	4- 3	261	184	124	124	20	20	

TOTALS	RPI 1-25	RPI 26-50	W-L RECORDS	RPI 51-100	RPI 101-150	RPI 150+				
10- 5	0- 1	0- 1	OVERALL	0- 1	1- 0	9- 2				
5- 0	0- 0	0- 0	HOME	0- 0	0- 0	5- 0				
4- 5	0- 1	0- 1	AWAY	0- 1	1- 0	3- 2				
1- 0	0- 0	0- 0	NEUTRAL	0- 0	0- 0	1- 0				
7- 5	0- 1	0- 1	NON-CONFERENCE	0- 1	1- 0	6- 2				
3- 0	0- 0	0- 0	HOME	0- 0	0- 0	3- 0				
3- 5	0- 1	0- 1	AWAY	0- 1	1- 0	2- 2				
1- 0	0- 0	0- 0	NEUTRAL	0- 0	0- 0	1- 0				
3- 0	0- 0	0- 0	CONFERENCE	0- 0	0- 0	3- 0				
2- 0	0- 0	0- 0	HOME	0- 0	0- 0	2- 0				
1- 0	0- 0	0- 0	AWAY	0- 0	0- 0	1- 0				
0- 0	0- 0	0- 0	NEUTRAL	0- 0	0- 0	0- 0				

RPI 1-25				RPI 26-50				RPI 51-100				RPI 101+				Team's RPI: 116
RPI	S	Opponent	Score	RPI	S	Opponent	Score	RPI	S	Opponent	Score	RPI	S	Opponent	Score	
6	A	Florida St.	50 82	26	A	NC State	44 64	62	A	Alabama	60 75	103	A	South Ala.	60 58	
												212	A	Florida	59 69	
												215	A	Bethune-Cookman	68 58	
												223	A	North Florida	66 48	
												229	A	Troy	88 89	
												246	H	Lipscomb	70 48	
												257	A	Nicholls St.	69 61	
												258	H	Monmouth	74 65	
												267	N	Northern Ky.	61 49	
												275	H	Kennesaw St.	84 49	
												335	H	Iona	71 62	
												346	H	Savannah St.	74 46	
LAST 12 Division I GAMES:																
246	H	Lipscomb	70 48	275	H	Kennesaw St.	84 49	103	A	South Ala.	60 58	229	A	Troy	88 89	
223	A	North Florida	66 48	103	A	South Ala.	60 58	212	A	Florida	59 69	258	H	Monmouth	74 65	
346	H	Savannah St.	74 46	229	A	Troy	88 89	257	A	Nicholls St.	69 61					
6	A	Florida St.	50 82	212	A	Florida	59 69									
267	N	Northern Ky.	61 49	258	H	Monmouth	74 65									
215	A	Bethune-Cookman	68 58	257	A	Nicholls St.	69 61									

Non-Div I Games: Flagler 79 52 Webber Int'l 64 43 Edward Waters 79 58

Jacksonville

Average RPI Win:	271	WON-LOST	WINNING	LAST 10	STRENGTH OF	OPP. STRENGTH	TEAM	ADJ.	CONF.	ADJ CONF.
Average RPI Loss:	122	RECORD	PCT. RANK	GAMES	SCHEDULE	OF SCHEDULE	RPI	RPI	RPI	RPI
DIV. I ONLY	9- 6	116	6- 4	215	318	148	148	26	26	
DIV. I NON-CONF.	4- 5	202	2- 4	232	174	198	198	27	27	

TOTALS	RPI 1-25	RPI 26-50	W-L RECORDS	RPI 51-100	RPI 101-150	RPI 150+				
9- 6	0- 1	0- 0	OVERALL	0- 2	0- 2	9- 1				
6- 1	0- 1	0- 0	HOME	0- 0	0- 0	6- 0				
2- 5	0- 0	0- 0	AWAY	0- 2	0- 1	2- 0				
1- 0	0- 0	0- 0	NEUTRAL	0- 0	0- 0	1- 0				
4- 5	0- 1	0- 0	NON-CONFERENCE	0- 1	0- 2	4- 1				
2- 1	0- 1	0- 0	HOME	0- 0	0- 0	2- 0				
1- 4	0- 0	0- 0	AWAY	0- 1	0- 2	1- 1				
1- 0	0- 0	0- 0	NEUTRAL	0- 0	0- 0	1- 0				
5- 1	0- 0	0- 0	CONFERENCE	0- 1	0- 0	5- 0				
4- 0	0- 0	0- 0	HOME	0- 0	0- 0	4- 0				
1- 1	0- 0	0- 0	AWAY	0- 1	0- 0	1- 0				
0- 0	0- 0	0- 0	NEUTRAL	0- 0	0- 0	0- 0				

RPI 1-25				RPI 26-50				RPI 51-100				RPI 101+				Team's RPI: 148
RPI	S	Opponent	Score	RPI	S	Opponent	Score	RPI	S	Opponent	Score	RPI	S	Opponent	Score	
6	H	Florida St.	51 75					74	A	Belmont	55 71	121	A	Miami (OH)	55 58	
								97	A	Seton Hall	54 73	123	A	Clemson	45 53	
												189	A	New Orleans	59 54	
												218	H	Morehead St.	70 64	
												242	H	Austin Peay	65 47	
												253	N	East Carolina	82 73	
												265	H	Alabama A&M	49 33	
												297	H	Eastern Ky.	65 51	
												306	H	Murray St.	97 65	
												312	A	Georgia St.	41 55	
												325	H	Rhode Island	63 53	
												341	A	Tennessee St.	75 56	

LAST 12 Division I GAMES:																
306	H	Murray St.	97 65	242	H	Austin Peay	65 47									
74	A	Belmont	55 71	123	A	Clemson	45 53									
341	A	Tennessee St.	75 56	265	H	Alabama A&M	49 33									
218	H	Morehead St.	70 64	121	A	Miami (OH)	55 58									
297	H	Eastern Ky.	65 51	189	A	New Orleans	59 54									
312	A	Georgia St.	41 55	97	A	Seton Hall	54 73									

Non-Div I Games: Stillman 93 38 Brewton-Parker 103 44

Jacksonville St.

Loss, Non-Conf, S Site, H Home A Away N Neutral

Average RPI	Win:	211	WON-LOST	WINNING	LAST 10	STRENGTH OF	OPP. STRENGTH	TEAM	ADJ.	CONF.	ADJ CONF.
Average RPI	Loss:	42	RECORD	PCT. RANK	GAMES	SCHEDULE	OF SCHEDULE	RPI	RPI	RPI	RPI
DIV. I ONLY		9- 7		134	7- 3	36	102	87	87	10	10
DIV. I NON-CONF.		4- 7		226	3- 4	46	41	153	153	11	11

TOTALS	RPI 1-25		RPI 26-50		W-L RECORDS	RPI 51-100		RPI 101-150		RPI 150+	
9- 7	0- 4		0- 1		OVERALL	2- 1		1- 0		6- 1	
6- 3	0- 2		0- 0		HOME	2- 0		1- 0		3- 1	
3- 3	0- 1		0- 1		AWAY	0- 1		0- 0		3- 0	
0- 1	0- 1		0- 0		NEUTRAL	0- 0		0- 0		0- 0	
4- 7	0- 4		0- 1		NON-CONFERENCE	0- 1		1- 0		3- 1	
3- 3	0- 2		0- 0		HOME	0- 0		1- 0		2- 1	
1- 3	0- 1		0- 1		AWAY	0- 1		0- 0		1- 0	
0- 1	0- 1		0- 0		NEUTRAL	0- 0		0- 0		0- 0	
5- 0	0- 0		0- 0		CONFERENCE	2- 0		0- 0		3- 0	
3- 0	0- 0		0- 0		HOME	2- 0		0- 0		1- 0	
2- 0	0- 0		0- 0		AWAY	0- 0		0- 0		2- 0	
0- 0	0- 0		0- 0		NEUTRAL	0- 0		0- 0		0- 0	

RPI	S	Opponent	Score
6	H	Florida St.	63 79
8	A	Tennessee	60 89
10	H	Rutgers	63 76
20	N	Villanova	57 60

RPI	S	Opponent	Score
34	A	St. John's (NY)	64 81

RPI	S	Opponent	Score
61	H	Drexel	56 48
65	A	Dayton	54 82
82	H	Elon	70 67

RPI	S	Opponent	Score
145	H	Liberty	58 47
152	H	Saint Joseph's	66 73
198	A	Northeastern	60 57
216	A	Hofstra	55 42
279	H	Towson	69 45
285	H	Bryant	67 36
316	H	Wagner	68 45
317	A	Vermont	68 56

LAST 12 Division I GAMES:

61	H	Drexel	56 48	82	H	Elon	70 67
279	H	Towson	69 45	34	A	St. John's (NY)	64 81
198	A	Northeastern	60 57	145	H	Liberty	58 47
216	A	Hofstra	55 42	6	H	Florida St.	63 79
285	H	Bryant	67 36	317	A	Vermont	68 56
65	A	Dayton	54 82	20	N	Villanova	57 60

Non-Div I Games:

James Madison

Loss,
Non-Conf, S Site,
H Home
A Away
N Neutral

Average RPI Win:	208	WON-LOST	WINNING	LAST 10	STRENGTH OF	OPP. STRENGTH	TEAM	ADJ.	CONF.	ADJ CONF.
Average RPI Loss:	79	RECORD	PCT. RANK	GAMES	SCHEDULE	OF SCHEDULE	RPI	RPI	RPI	RPI
DIV. I ONLY	11- 7	112	4- 6	113	98	119	119	5	5	
DIV. I NON-CONF.	9- 2	34	3- 2	251	172	98	98	6	6	

TOTALS	RPI 1-25	RPI 26-50	W-L RECORDS	RPI 51-100	RPI 101-150	RPI 150+				
11- 7	0- 2	0- 2	OVERALL	2- 1	2- 0	7- 2				
9- 4	0- 1	0- 1	HOME	2- 1	2- 0	5- 1				
2- 3	0- 1	0- 1	AWAY	0- 0	0- 0	2- 1				
0- 0	0- 0	0- 0	NEUTRAL	0- 0	0- 0	0- 0				
9- 2	0- 0	0- 1	NON-CONFERENCE	1- 1	2- 0	6- 0				
8- 1	0- 0	0- 0	HOME	1- 1	2- 0	5- 0				
1- 1	0- 0	0- 1	AWAY	0- 0	0- 0	1- 0				
0- 0	0- 0	0- 0	NEUTRAL	0- 0	0- 0	0- 0				
2- 5	0- 2	0- 1	CONFERENCE	1- 0	0- 0	1- 2				
1- 3	0- 1	0- 1	HOME	1- 0	0- 0	0- 1				
1- 2	0- 1	0- 0	AWAY	0- 0	0- 0	1- 1				
0- 0	0- 0	0- 0	NEUTRAL	0- 0	0- 0	0- 0				

RPI 1-25				RPI 26-50				RPI 51-100				RPI 101+				Team's RPI: 119
RPI	S	Opponent	Score	RPI	S	Opponent	Score	RPI	S	Opponent	Score	RPI	S	Opponent	Score	
9	A	Texas	62 79	34	A	St. John's (NY)	53 65	66	H	Arkansas	71 60	127	H	Rice	73 65	
18	H	Baylor	48 83	37	H	West Virginia	54 74	72	H	Nebraska	49 66	129	H	Yale	81 75	
								75	H	TCU	86 77	153	A	Iowa St.	69 71	
												209	H	Southeast Mo. St.	51 50	
												232	A	Texas Tech	60 47	
												232	H	Texas Tech	56 68	
												244	H	Texas Southern	72 37	
												269	H	Campbell	66 48	
												281	H	UMKC	63 48	
												319	H	Delaware St.	81 49	
												335	A	Iona	72 58	
LAST 12 Division I GAMES:																
9	A	Texas	62 79	232	H	Texas Tech	56 68									
37	H	West Virginia	54 74	335	A	Iona	72 58									
18	H	Baylor	48 83	34	A	St. John's (NY)	53 65									
232	A	Texas Tech	60 47	209	H	Southeast Mo. St.	51 50									
75	H	TCU	86 77	72	H	Nebraska	49 66									
153	A	Iowa St.	69 71	66	H	Arkansas	71 60									

Non-Div I Games:

Kansas

Average RPI Win:	170	WON-LOST	WINNING	LAST 10	STRENGTH OF	OPP. STRENGTH	TEAM	ADJ.	CONF.	ADJ CONF.
Average RPI Loss:	45	RECORD	PCT. RANK	GAMES	SCHEDULE	OF SCHEDULE	RPI	RPI	RPI	RPI
DIV. I ONLY	11- 7	112	5- 5	23	66	68	68	5	5	
DIV. I NON-CONF.	8- 3	65	3- 2	122	187	81	81	6	6	
<hr/>										
TOTALS	RPI 1-25	RPI 26-50	W-L RECORDS	RPI 51-100	RPI 101-150	RPI 150+				
11- 7	0- 4	2- 2	OVERALL	1- 0	2- 0	6- 1				
7- 4	0- 2	1- 1	HOME	0- 0	2- 0	4- 1				
3- 2	0- 1	1- 1	AWAY	0- 0	0- 0	2- 0				
1- 1	0- 1	0- 0	NEUTRAL	1- 0	0- 0	0- 0				
8- 3	0- 2	0- 0	NON-CONFERENCE	1- 0	2- 0	5- 1				
6- 1	0- 0	0- 0	HOME	0- 0	2- 0	4- 1				
1- 1	0- 1	0- 0	AWAY	0- 0	0- 0	1- 0				
1- 1	0- 1	0- 0	NEUTRAL	1- 0	0- 0	0- 0				
3- 4	0- 2	2- 2	CONFERENCE	0- 0	0- 0	1- 0				
1- 3	0- 2	1- 1	HOME	0- 0	0- 0	0- 0				
2- 1	0- 0	1- 1	AWAY	0- 0	0- 0	1- 0				
0- 0	0- 0	0- 0	NEUTRAL	0- 0	0- 0	0- 0				

RPI 1-25				RPI 26-50				RPI 51-100				Team's RPI : 68				RPI 101+			
RPI	S	Opponent	Score	RPI	S	Opponent	Score	RPI	S	Opponent	Score	RPI	S	Opponent	Score	RPI	S	Opponent	Score
9	H	Texas	64 75	28	H	Oklahoma	71 76	83	N	Penn St.	70 65	130	H	Little Rock	66 51				
11	N	UCLA	55 64	37	A	West Virginia	60 52					139	H	SFA	74 49				
14	A	Missouri	59 73	43	A	Oklahoma St.	68 76					153	A	Iowa St.	67 60				
18	H	Baylor	58 88	43	H	Oklahoma St.	80 64					181	H	UT Arlington	70 56				
												194	H	UNI	71 72				
												213	A	North Texas	55 54				
												225	H	Omaha	81 60				
												332	H	Florida A&M	81 57				
												336	H	Chicago St.	99 51				
LAST 12 Division I GAMES:																			
43	H	Oklahoma St.	80 64	28	H	Oklahoma	71 76	194	H	UNI	71 72	336	H	Chicago St.	99 51				
153	A	Iowa St.	67 60					130	H	Little Rock	66 51								
9	H	Texas	64 75	37	A	West Virginia	60 52	181	H	UT Arlington	70 56								
43	A	Oklahoma St.	68 76	43	H	Oklahoma St.	80 64	14	A	Missouri	59 73								
18	H	Baylor	58 88																

Non-Div I Games:

Kansas St.

Average RPI Win:	296	WON-LOST	WINNING	LAST 10	STRENGTH OF	OPP. STRENGTH	TEAM	ADJ.	CONF.	ADJ CONF.
Average RPI Loss:	141	RECORD	PCT. RANK	GAMES	SCHEDULE	OF SCHEDULE	RPI	RPI	RPI	RPI

DIV. I ONLY	3- 10	298	3- 6	252	165	275	275	22	22
DIV. I NON-CONF.	3- 7	254	3- 5	245	126	245	245	20	20
TOTALS	RPI 1-25	RPI 26-50	W-L RECORDS	RPI 51-100	RPI 101-150	RPI 150+			
3- 10	0- 0	0- 1	OVERALL	0- 3	0- 2	3- 4			
1- 2	0- 0	0- 0	HOME	0- 0	0- 0	1- 2			
2- 6	0- 0	0- 0	AWAY	0- 2	0- 2	2- 2			
0- 2	0- 0	0- 1	NEUTRAL	0- 1	0- 0	0- 0			
3- 7	0- 0	0- 1	NON-CONFERENCE	0- 3	0- 1	3- 2			
1- 1	0- 0	0- 0	HOME	0- 0	0- 0	1- 1			
2- 4	0- 0	0- 0	AWAY	0- 2	0- 1	2- 1			
0- 2	0- 0	0- 1	NEUTRAL	0- 1	0- 0	0- 0			
0- 3	0- 0	0- 0	CONFERENCE	0- 0	0- 1	0- 2			
0- 1	0- 0	0- 0	HOME	0- 0	0- 0	0- 1			
0- 2	0- 0	0- 0	AWAY	0- 0	0- 1	0- 1			
0- 0	0- 0	0- 0	NEUTRAL	0- 0	0- 0	0- 0			

RPI 1-25	RPI 26-50	RPI 51-100	RPI 101+	Team's RPI: 275
RPI S Opponent Score	RPI S Opponent Score	RPI S Opponent Score	RPI S Opponent Score	
	35 N Maryland 35 89	63 A Georgia Tech 48 86	116 A Jacksonville 49 84	
		92 A Ole Miss 63 92	123 A Clemson 28 41	
		98 N Maine 39 75	165 A Furman 59 78	
			223 A North Florida 72 77	
			246 H Lipscomb 62 64	
			247 A Presbyterian 60 51	
			253 H East Carolina 56 66	
			312 H Georgia St. 71 61	
			328 A Ga. Southern 60 58	
LAST 12 Division I GAMES:				
	223 A North Florida 72 77	116 A Jacksonville 49 84		
	246 H Lipscomb 62 64	35 N Maryland 35 89		
	328 A Ga. Southern 60 58	247 A Presbyterian 60 51		
	253 H East Carolina 56 66	165 A Furman 59 78		
	312 H Georgia St. 71 61	63 A Georgia Tech 48 86		
	98 N Maine 39 75	92 A Ole Miss 63 92		

Non-Div I Games: Middle Ga. St. 81 65

Kennesaw St.

Average RPI	Win:	236	WON-LOST	WINNING	LAST 10	STRENGTH OF	OPP. STRENGTH	TEAM	ADJ.	CONF.	ADJ CONF.
Average RPI	Loss:	69	RECORD	PCT. RANK	GAMES	SCHEDULE	OF SCHEDULE	RPI	RPI	RPI	RPI
DIV. I ONLY		9- 9		162	4- 6	147	111	126	126	7	7
DIV. I NON-CONF.		7- 5		132	4- 2	195	94	119	119	8	8

TOTALS	RPI 1-25		RPI 26-50		W-L RECORDS	RPI 51-100		RPI 101-150		RPI 150+	
9- 9	0- 1		0- 3		OVERALL	0- 3		1- 2		8- 0	
2- 2	0- 0		0- 0		HOME	0- 2		0- 0		2- 0	
5- 4	0- 0		0- 0		AWAY	0- 0		1- 1		4- 0	
2- 3	0- 0		0- 2		NEUTRAL	0- 1		0- 0		2- 0	
7- 5	0- 1		0- 2		NON-CONFERENCE	0- 2		1- 0		6- 0	
1- 1	0- 0		0- 0		HOME	0- 1		0- 0		1- 0	
4- 1	0- 1		0- 0		AWAY	0- 0		1- 0		3- 0	
2- 3	0- 0		0- 2		NEUTRAL	0- 1		0- 0		2- 0	
2- 4	0- 0		0- 1		CONFERENCE	0- 1		0- 2		2- 0	
1- 1	0- 0		0- 0		HOME	0- 1		0- 0		1- 0	
1- 3	0- 0		0- 1		AWAY	0- 0		0- 2		1- 0	
0- 0	0- 0		0- 0		NEUTRAL	0- 0		0- 0		0- 0	

RPI 1-25				RPI 26-50				RPI 51-100				RPI 101+ Team's RPI: 126			
RPI	S	Opponent	Score	RPI	S	Opponent	Score	RPI	S	Opponent	Score	RPI	S	Opponent	Score
25	A	Michigan	41 54	33	N	Stanford	54 79	64	N	Gonzaga	57 77	113	A	Northern Ill.	79 81
				40	A	Central Mich.	84 88	86	H	Wright St.	60 72	125	A	Bowling Green	50 60
				41	N	FGCU	62 80	93	H	Western Mich.	61 66	142	A	Robert Morris	46 31
												157	N	Memphis	70 55
												208	A	Eastern Mich.	67 60
												208	H	Eastern Mich.	76 69
												262	A	Youngstown St.	55 44
												267	A	Northern Ky.	59 54
												287	H	Detroit Mercy	82 74
												297	A	Eastern Ky.	65 57
												298	N	Southeastern La.	81 60

LAST 12 Division I GAMES:															
40	A	Central Mich.	84 88	125	A	Bowling Green	50 60								
208	H	Eastern Mich.	76 69	25	A	Michigan	41 54								
93	H	Western Mich.	61 66	86	H	Wright St.	60 72								
113	A	Northern Ill.	79 81	297	A	Eastern Ky.	65 57								
208	A	Eastern Mich.	67 60	287	H	Detroit Mercy	82 74								
142	A	Robert Morris	46 31	157	N	Memphis	70 55								

Non-Div I Games:

Kent St.

Average RPI Loss: 44

DIV. I ONLY	9- 10	185	1- 9	43	83	107	107	2	2
DIV. I NON-CONF.	8- 6	143	2- 5	74	168	103	103	2	2
TOTALS	RPI 1-25	RPI 26-50	W-L RECORDS	RPI 51-100	RPI 101-150	RPI 150+			
9- 10	0- 6	0- 1	OVERALL	1- 1	0- 2	8- 0			
6- 4	0- 4	0- 0	HOME	0- 0	0- 0	6- 0			
3- 6	0- 2	0- 1	AWAY	1- 1	0- 2	2- 0			
0- 0	0- 0	0- 0	NEUTRAL	0- 0	0- 0	0- 0			
8- 6	0- 3	0- 1	NON-CONFERENCE	1- 1	0- 1	7- 0			
6- 2	0- 2	0- 0	HOME	0- 0	0- 0	6- 0			
2- 4	0- 1	0- 1	AWAY	1- 1	0- 1	1- 0			
0- 0	0- 0	0- 0	NEUTRAL	0- 0	0- 0	0- 0			
1- 4	0- 3	0- 0	CONFERENCE	0- 0	0- 1	1- 0			
0- 2	0- 2	0- 0	HOME	0- 0	0- 0	0- 0			
1- 2	0- 1	0- 0	AWAY	0- 0	0- 1	1- 0			
0- 0	0- 0	0- 0	NEUTRAL	0- 0	0- 0	0- 0			

RPI 1-25					
RPI	S	Opponent	Score		
4	H	Louisville	63	87	
8	H	Tennessee	49	63	
15	A	Texas A&M	70	74	
18	A	Baylor	63	90	
21	H	Georgia	42	56	
24	H	California	52	62	

RPI 26-50					
RPI	S	Opponent	Score		
41	A	FGCU	64	70	

RPI 51-100					
RPI	S	Opponent	Score		
52	A	Washington St.	73	68	
77	A	Miami (FL)	54	65	

RPI 101+ Team's RPI: 107					
RPI	S	Opponent	Score		
109	A	Middle Tenn.	57	62	
124	A	Vanderbilt	55	70	
182	H	Gardner-Webb	72	34	
212	A	Florida	56	53	
218	H	Morehead St.	86	53	
241	A	Montana	71	54	
271	H	Sacramento St.	101	70	
318	H	Tennessee Tech	82	54	
321	H	Marshall	69	39	
347	H	Evansville	100	62	

LAST 12 Division I GAMES:					
212	A	Florida	56	53	
21	H	Georgia	42	56	
15	A	Texas A&M	70	74	
8	H	Tennessee	49	63	
109	A	Middle Tenn.	57	62	
24	H	California	52	62	
124	A	Vanderbilt	55	70	
4	H	Louisville	63	87	
77	A	Miami (FL)	54	65	
41	A	FGCU	64	70	
347	H	Evansville	100	62	
318	H	Tennessee Tech	82	54	

Kentucky

Average RPI Win:	291	WON-LOST	WINNING	LAST 10	STRENGTH OF	OPP. STRENGTH	TEAM	ADJ.	CONF.	ADJ CONF.
Average RPI Loss:	144	RECORD	PCT. RANK	GAMES	SCHEDULE	OF SCHEDULE	RPI	RPI	RPI	RPI
DIV. I ONLY	7- 9	209	4- 6	270	314	248	248	29	29	
DIV. I NON-CONF.	4- 7	226	2- 5	258	303	255	255	28	28	

TOTALS	RPI 1-25	RPI 26-50	W-L RECORDS	RPI 51-100	RPI 101-150	RPI 150+				
7- 9	0- 1	0- 0	OVERALL	0- 1	0- 4	7- 3				
5- 3	0- 1	0- 0	HOME	0- 1	0- 0	5- 1				
2- 6	0- 0	0- 0	AWAY	0- 0	0- 0	2- 0				
0- 0	0- 0	0- 0	NEUTRAL	0- 0	0- 0	0- 0				
4- 7	0- 1	0- 0	NON-CONFERENCE	0- 1	0- 2	4- 3				
2- 3	0- 1	0- 0	HOME	0- 1	0- 0	2- 1				
2- 4	0- 0	0- 0	AWAY	0- 0	0- 2	2- 2				
0- 0	0- 0	0- 0	NEUTRAL	0- 0	0- 0	0- 0				
3- 2	0- 0	0- 0	CONFERENCE	0- 0	0- 2	3- 0				
3- 0	0- 0	0- 0	HOME	0- 0	0- 0	3- 0				
0- 2	0- 0	0- 0	AWAY	0- 0	0- 2	0- 0				
0- 0	0- 0	0- 0	NEUTRAL	0- 0	0- 0	0- 0				

RPI 1-25				RPI 26-50				RPI 51-100				RPI 101+ Team's RPI: 248			
RPI	S	Opponent	Score	RPI	S	Opponent	Score	RPI	S	Opponent	Score	RPI	S	Opponent	Score
25	H	Michigan	49 86					85	H	Navy	47 79	110	A	George Mason	70 73
												129	A	Yale	51 62
												141	A	Saint Francis (PA)	71 101
												142	A	Robert Morris	53 60
												164	H	Lehigh	72 69
												192	A	Army West Point	37 71
												231	H	Manhattan	38 72
												238	A	Lafayette	53 69
												263	H	Mt. St. Mary's	53 48
												278	H	St. Francis Brooklyn	61 59
												316	H	Wagner	74 69
												329	H	Saint Peter's	57 46
												339	A	UMBC	66 52
												345	A	NJIT	67 49
LAST 12 Division I GAMES:															
316	H	Wagner	74 69	263	H	Mt. St. Mary's	53 48	164	H	Lehigh	72 69	110	A	George Mason	70 73
141	A	Saint Francis (PA)	71 101	142	A	Robert Morris	53 60	25	H	Michigan	49 86	345	A	NJIT	67 49
278	H	St. Francis Brooklyn	61 59	85	H	Navy	47 79	238	A	Lafayette	53 69				
231	H	Manhattan	38 72												

Non-Div I Games:

LIU Brooklyn

Average RPI Win:	180	WON-LOST	WINNING	LAST 10	STRENGTH OF	OPP. STRENGTH	TEAM	ADJ.	CONF.	ADJ CONF.
Average RPI Loss:	27	RECORD	PCT. RANK	GAMES	SCHEDULE	OF SCHEDULE	RPI	RPI	RPI	RPI
DIV. I ONLY	11- 5	77	8- 2	69	37	48	48	2	2	
DIV. I NON-CONF.	8- 3	65	6- 1	174	69	60	60	2	2	

TOTALS	RPI 1-25	RPI 26-50	W-L RECORDS	RPI 51-100	RPI 101-150	RPI 150+				
11- 5	1- 3	0- 1	OVERALL	0- 1	5- 0	5- 0				
5- 1	0- 1	0- 0	HOME	0- 0	2- 0	3- 0				
5- 3	1- 1	0- 1	AWAY	0- 1	2- 0	2- 0				
1- 1	0- 1	0- 0	NEUTRAL	0- 0	1- 0	0- 0				
8- 3	0- 2	0- 1	NON-CONFERENCE	0- 0	4- 0	4- 0				
4- 0	0- 0	0- 0	HOME	0- 0	1- 0	3- 0				
3- 2	0- 1	0- 1	AWAY	0- 0	2- 0	1- 0				
1- 1	0- 1	0- 0	NEUTRAL	0- 0	1- 0	0- 0				
3- 2	1- 1	0- 0	CONFERENCE	0- 1	1- 0	1- 0				
1- 1	0- 1	0- 0	HOME	0- 0	1- 0	0- 0				
2- 1	1- 0	0- 0	AWAY	0- 1	0- 0	1- 0				
0- 0	0- 0	0- 0	NEUTRAL	0- 0	0- 0	0- 0				

RPI 1-25				Team's RPI: 48				RPI 51-100				RPI 101+			
RPI	S	Opponent	Score	RPI	S	Opponent	Score	RPI	S	Opponent	Score	RPI	S	Opponent	Score
3	H	Mississippi St.	70 83	38	A	Northern Colo.	50 58	62	A	Alabama	51 65	115	N	Saint Louis	71 59
9	N	Texas	66 75									120	A	Tulane	73 50
14	A	Missouri	69 65									124	H	Vanderbilt	85 65
22	A	South Fla.	55 61									130	A	Little Rock	56 37
												135	H	Louisiana	60 45
												212	A	Florida	66 59
												232	A	Texas Tech	48 40
												257	H	Nicholls St.	65 50
												298	H	Southeastern La.	84 56
												342	H	Sam Houston St.	71 58
LAST 12 Division I GAMES:															
62	A	Alabama	51 65	212	A	Florida	66 59								
3	H	Mississippi St.	70 83	135	H	Louisiana	60 45								
14	A	Missouri	69 65	120	A	Tulane	73 50								
124	H	Vanderbilt	85 65	232	A	Texas Tech	48 40								
342	H	Sam Houston St.	71 58	115	N	Saint Louis	71 59								
130	A	Little Rock	56 37	9	N	Texas	66 75								

Non-Div I Games:

LSU

Average RPI Win:	205	WON-LOST	WINNING	LAST 10	STRENGTH OF	OPP. STRENGTH	TEAM	ADJ.	CONF.	ADJ CONF.
Average RPI Loss:	130	RECORD	PCT. RANK	GAMES	SCHEDULE	OF SCHEDULE	RPI	RPI	RPI	RPI
DIV. I ONLY	6- 12	262	2- 8	59	231	178	178	13	13	
DIV. I NON-CONF.	5- 8	220	2- 5	93	232	156	156	13	13	

TOTALS	RPI 1-25	RPI 26-50	W-L RECORDS	RPI 51-100	RPI 101-150	RPI 150+				
6- 12	0- 1	0- 0	OVERALL	0- 4	1- 2	5- 5				
2- 5	0- 1	0- 0	HOME	0- 1	1- 1	1- 2				
3- 7	0- 0	0- 0	AWAY	0- 3	0- 1	3- 3				
1- 0	0- 0	0- 0	NEUTRAL	0- 0	0- 0	1- 0				
5- 8	0- 1	0- 0	NON-CONFERENCE	0- 2	1- 1	4- 4				
1- 3	0- 1	0- 0	HOME	0- 0	1- 0	0- 2				
3- 5	0- 0	0- 0	AWAY	0- 2	0- 1	3- 2				
1- 0	0- 0	0- 0	NEUTRAL	0- 0	0- 0	1- 0				
1- 4	0- 0	0- 0	CONFERENCE	0- 2	0- 1	1- 1				
1- 2	0- 0	0- 0	HOME	0- 1	0- 1	1- 0				
0- 2	0- 0	0- 0	AWAY	0- 1	0- 0	0- 1				
0- 0	0- 0	0- 0	NEUTRAL	0- 0	0- 0	0- 0				

RPI 1-25				RPI 26-50				RPI 51-100				RPI 101+ Team's RPI: 178			
RPI	S	Opponent	Score	RPI	S	Opponent	Score	RPI	S	Opponent	Score	RPI	S	Opponent	Score
20	H	Villanova	49 76					61	A	Drexel	54 79	101	A	Harvard	61 70
								65	H	Dayton	47 76	110	H	George Mason	56 69
								67	A	American	48 66	118	H	Penn	66 59
								70	A	Duquesne	50 78	160 N		New Hampshire	59 51
												164	A	Lehigh	69 61
												167	H	Temple	52 69
												188	A	Wisconsin	60 71
												213	A	North Texas	44 70
												228	A	Richmond	51 77
												230	H	St. Bonaventure	66 63
												238	A	Lafayette	74 47
												274	H	Rider	55 76
												319	A	Delaware St.	71 48
LAST 12 Division I GAMES:															
230	H	St. Bonaventure	66 63	70	A	Duquesne	50 78								
101	A	Harvard	61 70	319	A	Delaware St.	71 48								
228	A	Richmond	51 77	213	A	North Texas	44 70								
110	H	George Mason	56 69	274	H	Rider	55 76								
65	H	Dayton	47 76	188	A	Wisconsin	60 71								
20	H	Villanova	49 76	118	H	Penn	66 59								

Non-Div I Games:

La Salle

Average RPI Win:	308	WON-LOST	WINNING	LAST 10	STRENGTH OF	OPP. STRENGTH	TEAM	ADJ.	CONF.	ADJ CONF.
Average RPI Loss:	186	RECORD	PCT. RANK	GAMES	SCHEDULE	OF SCHEDULE	RPI	RPI	RPI	RPI
DIV. I ONLY	2- 12	313	2- 8	259	301	330	330	23	23	
DIV. I NON-CONF.	1- 8	313	1- 6	280	311	342	342	23	23	

TOTALS	RPI 1-25	RPI 26-50	W-L RECORDS	RPI 51-100	RPI 101-150	RPI 150+				
2- 12	0- 0	0- 1	OVERALL	0- 0	0- 4	2- 7				
2- 3	0- 0	0- 0	HOME	0- 0	0- 0	2- 3				
0- 9	0- 0	0- 1	AWAY	0- 0	0- 1	0- 0				
0- 0	0- 0	0- 0	NEUTRAL	0- 0	0- 0	0- 0				
1- 8	0- 0	0- 1	NON-CONFERENCE	0- 0	0- 2	1- 5				
1- 2	0- 0	0- 0	HOME	0- 0	0- 0	1- 2				
0- 6	0- 0	0- 1	AWAY	0- 0	0- 2	0- 3				
0- 0	0- 0	0- 0	NEUTRAL	0- 0	0- 0	0- 0				
1- 4	0- 0	0- 0	CONFERENCE	0- 0	0- 2	1- 2				
1- 1	0- 0	0- 0	HOME	0- 0	0- 0	1- 1				
0- 3	0- 0	0- 0	AWAY	0- 0	0- 2	0- 1				
0- 0	0- 0	0- 0	NEUTRAL	0- 0	0- 0	0- 0				

RPI 1-25				RPI 26-50				RPI 51-100				RPI 101+ Team's RPI: 330			
RPI	S	Opponent	Score	RPI	S	Opponent	Score	RPI	S	Opponent	Score	RPI	S	Opponent	Score
				43	A	Oklahoma St.	58 112					108	A	Auburn	41 67
												127	A	Rice	47 63
												130	A	Little Rock	37 57
												135	A	Louisiana	55 63
												168	A	Louisiana Tech	49 71
												189	H	New Orleans	51 89
												203	A	Arkansas St.	62 76
												249	A	Grambling	52 61
												280	H	Appalachian St.	67 71
												283	H	Coastal Caro.	62 56
												291	A	McNeese	61 65
												304	H	Northwestern St.	48 70
												333	H	Houston Baptist	77 73
LAST 12 Division I GAMES:															
280	H	Appalachian St.	67 71	135	A	Louisiana	55 63								
283	H	Coastal Caro.	62 56	189	H	New Orleans	51 89								
130	A	Little Rock	37 57	127	A	Rice	47 63								
203	A	Arkansas St.	62 76	168	A	Louisiana Tech	49 71								
43	A	Oklahoma St.	58 112	304	H	Northwestern St.	48 70								
333	H	Houston Baptist	77 73	108	A	Auburn	41 67								

Non-Div I Games: Millsaps 73 41 Centenary (LA) 90 53

La. -Monroe

Average RPI Win:	262	WON-LOST	WINNING	LAST 10	STRENGTH OF	OPP. STRENGTH	TEAM	ADJ.	CONF.	ADJ CONF.
Average RPI Loss:	152	RECORD	PCT. RANK	GAMES	SCHEDULE	OF SCHEDULE	RPI	RPI	RPI	RPI
DIV. I ONLY	7- 10	221	4- 6	231	262	238	238	15	15	
DIV. I NON-CONF.	4- 6	214	2- 3	262	292	254	254	18	18	

TOTALS	RPI 1-25	RPI 26-50	W-L RECORDS	RPI 51-100	RPI 101-150	RPI 150+				
7- 10	0- 0	0- 1	OVERALL	0- 2	0- 2	7- 5				
5- 3	0- 0	0- 1	HOME	0- 0	0- 0	5- 2				
2- 7	0- 0	0- 0	AWAY	0- 2	0- 2	2- 3				
0- 0	0- 0	0- 0	NEUTRAL	0- 0	0- 0	0- 0				
4- 6	0- 0	0- 1	NON-CONFERENCE	0- 1	0- 2	4- 2				
3- 2	0- 0	0- 1	HOME	0- 0	0- 0	3- 1				
1- 4	0- 0	0- 0	AWAY	0- 1	0- 2	1- 1				
0- 0	0- 0	0- 0	NEUTRAL	0- 0	0- 0	0- 0				
3- 4	0- 0	0- 0	CONFERENCE	0- 1	0- 0	3- 3				
2- 1	0- 0	0- 0	HOME	0- 0	0- 0	2- 1				
1- 3	0- 0	0- 0	AWAY	0- 1	0- 0	1- 2				
0- 0	0- 0	0- 0	NEUTRAL	0- 0	0- 0	0- 0				

RPI 1-25				RPI 26-50				RPI 51-100				RPI 101+				Team's RPI: 238			
RPI	S	Opponent	Score	RPI	S	Opponent	Score	RPI	S	Opponent	Score	RPI	S	Opponent	Score				
				47	H	Princeton	45 53					61	A	Drexel	37 52	118	A	Penn	42 55
												85	A	Navy	59 65	142	A	Robert Morris	42 63
																164	A	Lehigh	45 70
																178	H	La Salle	47 74
																192	H	Army West Point	60 65
																201	A	Bucknell	53 83
																217	A	Holy Cross	69 65
																235	H	Loyola Maryland	65 54
																248	H	LIU Brooklyn	69 53
																261	H	Colgate	63 48
																274	H	Rider	60 45
																282	A	Cornell	59 58
																316	H	Wagner	70 52
																329	A	Saint Peter's	61 64
LAST 12 Division I GAMES:																			
				235	H	Loyola Maryland	65 54					85	A	Navy	59 65				
				192	H	Army West Point	60 65					316	H	Wagner	70 52				
				201	A	Bucknell	53 83					142	A	Robert Morris	42 63				
				261	H	Colgate	63 48					47	H	Princeton	45 53				
				217	A	Holy Cross	69 65					61	A	Drexel	37 52				
				164	A	Lehigh	45 70					282	A	Cornell	59 58				

Non-Div I Games:

Lafayette

Average RPI Win:	241	WON-LOST	WINNING	LAST 10	STRENGTH OF	OPP. STRENGTH	TEAM	ADJ.	CONF.	ADJ CONF.
Average RPI Loss:	94	RECORD	PCT. RANK	GAMES	SCHEDULE	OF SCHEDULE	RPI	RPI	RPI	RPI
DIV. I ONLY	5- 6	203	5- 4	167	142	122	122	27	27	
DIV. I NON-CONF.	1- 5	300	1- 4	21	32	162	162	26	26	

TOTALS	RPI 1-25	RPI 26-50	W-L RECORDS	RPI 51-100	RPI 101-150	RPI 150+				
5- 6	0- 1	0- 1	OVERALL	0- 1	1- 2	4- 1				
1- 0	0- 0	0- 0	HOME	0- 0	0- 0	1- 0				
3- 5	0- 1	0- 1	AWAY	0- 1	0- 2	3- 0				
1- 1	0- 0	0- 0	NEUTRAL	0- 0	1- 0	0- 1				
1- 5	0- 1	0- 1	NON-CONFERENCE	0- 1	1- 1	0- 1				
0- 0	0- 0	0- 0	HOME	0- 0	0- 0	0- 0				
0- 4	0- 1	0- 1	AWAY	0- 1	0- 1	0- 0				
1- 1	0- 0	0- 0	NEUTRAL	0- 0	1- 0	0- 1				
4- 1	0- 0	0- 0	CONFERENCE	0- 0	0- 1	4- 0				
1- 0	0- 0	0- 0	HOME	0- 0	0- 0	1- 0				
3- 1	0- 0	0- 0	AWAY	0- 0	0- 1	3- 0				
0- 0	0- 0	0- 0	NEUTRAL	0- 0	0- 0	0- 0				

RPI 1-25				RPI 26-50				RPI 51-100				RPI 101+ Team's RPI: 122			
RPI	S	Opponent	Score	RPI	S	Opponent	Score	RPI	S	Opponent	Score	RPI	S	Opponent	Score
18	A	Baylor	62 121	44	A	Purdue	64 79	58	A	New Mexico	58 90	112	A	Central Ark.	39 51
												113	N	Northern Ill.	90 80
												144	A	Pacific	75 80
												185	N	North Dakota	70 73
												189	H	New Orleans	100 77
												272	A	A&M-Corpus Christi	70 31
												298	A	Southeastern La.	75 58
												333	A	Houston Baptist	79 51
LAST 12 Division I GAMES:															
112	A	Central Ark.	39 51	298	A	Southeastern La.	75 58	113	N	Northern Ill.	90 80				
189	H	New Orleans	100 77	113	N	North Dakota	70 73	44	A	Purdue	64 79				
272	A	A&M-Corpus Christi	70 31	18	A	Baylor	62 121								
333	A	Houston Baptist	79 51												
58	A	New Mexico	58 90												
144	A	Pacific	75 80												

Non-Div I Games: Howard Payne 101 37 Schreiner 116 37 Louisiana Col. 93 62 S' western Assemblies 92 49 Lamar University

Average RPI Win:	238	WON-LOST	WINNING	LAST 10	STRENGTH OF	OPP. STRENGTH	TEAM	ADJ.	CONF.	ADJ CONF.
Average RPI Loss:	150	RECORD	PCT. RANK	GAMES	SCHEDULE	OF SCHEDULE	RPI	RPI	RPI	RPI

DIV. I ONLY	10- 7	119	6- 4	236	259	164	164	15	15
DIV. I NON-CONF.	5- 5	170	2- 3	325	257	249	249	18	18

TOTALS	RPI 1-25	RPI 26-50	W-L RECORDS	RPI 51-100	RPI 101-150	RPI 150+			
10- 7	0- 1	0- 0	OVERALL	1- 2	0- 0	9- 4			
7- 1	0- 0	0- 0	HOME	1- 0	0- 0	6- 1			
3- 5	0- 0	0- 0	AWAY	0- 2	0- 0	3- 3			
0- 1	0- 1	0- 0	NEUTRAL	0- 0	0- 0	0- 0			
5- 5	0- 1	0- 0	NON-CONFERENCE	0- 1	0- 0	5- 3			
3- 1	0- 0	0- 0	HOME	0- 0	0- 0	3- 1			
2- 3	0- 0	0- 0	AWAY	0- 1	0- 0	2- 2			
0- 1	0- 1	0- 0	NEUTRAL	0- 0	0- 0	0- 0			
5- 2	0- 0	0- 0	CONFERENCE	1- 1	0- 0	4- 1			
4- 0	0- 0	0- 0	HOME	1- 0	0- 0	3- 0			
1- 2	0- 0	0- 0	AWAY	0- 1	0- 0	1- 1			
0- 0	0- 0	0- 0	NEUTRAL	0- 0	0- 0	0- 0			

RPI S	RPI 1-25	Score	RPI S	RPI 26-50	Score	RPI S	RPI 51-100	Score	RPI S	RPI 101+	Team's RPI: 164	Score
20 N	Villanova	42 62				51 A	Minnesota	73 107	170 H	Boston U.	74 58	
						67 A	American	64 82	178 H	La Salle	61 69	
						85 H	Navy	66 63	201 H	Bucknell	66 62	
									217 A	Holy Cross	49 54	
									238 H	Lafayette	70 45	
									248 A	LIU Brooklyn	69 72	
									258 A	Monmouth	75 57	
									261 A	Colgate	59 51	
									263 H	Mt. St. Mary's	75 71	
									266 A	Sacred Heart	55 65	
									277 H	Fairfield	56 53	
									282 A	Cornell	62 57	
									345 H	NJIT	64 50	

LAST 12 Division I GAMES:												
201 H	Bucknell	66 62	261 A	Colgate	59 51							
170 H	Boston U.	74 58	67 A	American	64 82							
217 A	Holy Cross	49 54	345 H	NJIT	64 50							
85 H	Navy	66 63	266 A	Sacred Heart	55 65							
238 H	Lafayette	70 45	263 H	Mt. St. Mary's	75 71							
248 A	LIU Brooklyn	69 72	178 H	La Salle	61 69							

Non-Div I Games: Mansfield 77 47

Lehigh

Average RPI Win:	269	WON-LOST	WINNING	LAST 10	STRENGTH OF	OPP. STRENGTH	TEAM	ADJ.	CONF.	ADJ CONF.
Average RPI Loss:	111	RECORD	PCT. RANK	GAMES	SCHEDULE	OF SCHEDULE	RPI	RPI	RPI	RPI
DIV. I ONLY	7- 8	196	0- 1	170	224	145	145	28	28	
DIV. I NON-CONF.	3- 7	254	0- 1	55	143	150	150	29	29	

TOTALS	RPI 1-25	RPI 26-50	W-L RECORDS	RPI 51-100	RPI 101-150	RPI 150+				
7- 8	0- 2	0- 2	OVERALL	0- 1	0- 1	7- 2				
3- 0	0- 0	0- 0	HOME	0- 0	0- 0	3- 0				
3- 6	0- 2	0- 0	AWAY	0- 1	0- 1	3- 2				
1- 2	0- 0	0- 2	NEUTRAL	0- 0	0- 0	1- 0				
3- 7	0- 2	0- 2	NON-CONFERENCE	0- 1	0- 1	3- 1				
1- 0	0- 0	0- 0	HOME	0- 0	0- 0	1- 0				
1- 5	0- 2	0- 0	AWAY	0- 1	0- 1	1- 1				
1- 2	0- 0	0- 2	NEUTRAL	0- 0	0- 0	1- 0				
4- 1	0- 0	0- 0	CONFERENCE	0- 0	0- 0	4- 1				
2- 0	0- 0	0- 0	HOME	0- 0	0- 0	2- 0				
2- 1	0- 0	0- 0	AWAY	0- 0	0- 0	2- 1				
0- 0	0- 0	0- 0	NEUTRAL	0- 0	0- 0	0- 0				

RPI 1-25				RPI 26-50				RPI 51-100				RPI 101+ Team's RPI: 145			
RPI	S	Opponent	Score	RPI	S	Opponent	Score	RPI	S	Opponent	Score	RPI	S	Opponent	Score
17	A	Duke	51 68	38	N	Northern Colo.	57 65	87	A	James Madison	47 58	128	A	Drake	68 96
25	A	Michigan	50 74	42	N	Houston	68 75					182	A	Gardner-Webb	85 60
												210	N	Denver	82 69
												247	A	Presbyterian	76 64
												250	H	Valparaiso	61 40
												255	A	UNC Asheville	41 48
												294	A	Massachusetts	61 64
												320	A	Old Dominion	63 55
												334	H	Charleston So.	63 53
												343	H	Winthrop	63 37
LAST 12 Division I GAMES:															
182	A	Gardner-Webb	85 60	128	A	Drake	68 96								
343	H	Winthrop	63 37	255	A	UNC Asheville	41 48								
334	H	Charleston So.	63 53	210	N	Denver	82 69								
247	A	Presbyterian	76 64	87	A	James Madison	47 58								
17	A	Duke	51 68	250	H	Valparaiso	61 40								
38	N	Northern Colo.	57 65	294	A	Massachusetts	61 64								

Non-Di v I Games: Shippensburg 105 43 Limestone 68 38

Liberty

Average RPI Win:	287	WON-LOST	WINNING	LAST 10	STRENGTH OF	OPP. STRENGTH	TEAM	ADJ.	CONF.	ADJ CONF.
Average RPI Loss:	146	RECORD	PCT. RANK	GAMES	SCHEDULE	OF SCHEDULE	RPI	RPI	RPI	RPI
DIV. I ONLY	6- 12	262	4- 6	249	273	246	246	22	22	
DIV. I NON-CONF.	4- 11	279	2- 7	248	285	280	280	20	20	

TOTALS	RPI 1-25	RPI 26-50	W-L RECORDS	RPI 51-100	RPI 101-150	RPI 150+				
6- 12	0- 0	0- 1	OVERALL	0- 3	0- 4	6- 4				
2- 4	0- 0	0- 0	HOME	0- 2	0- 0	2- 2				
4- 8	0- 0	0- 1	AWAY	0- 1	0- 4	4- 2				
0- 0	0- 0	0- 0	NEUTRAL	0- 0	0- 0	0- 0				
4- 11	0- 0	0- 1	NON-CONFERENCE	0- 3	0- 3	4- 4				
2- 4	0- 0	0- 0	HOME	0- 2	0- 0	2- 2				
2- 7	0- 0	0- 1	AWAY	0- 1	0- 3	2- 2				
0- 0	0- 0	0- 0	NEUTRAL	0- 0	0- 0	0- 0				
2- 1	0- 0	0- 0	CONFERENCE	0- 0	0- 1	2- 0				
0- 0	0- 0	0- 0	HOME	0- 0	0- 0	0- 0				
2- 1	0- 0	0- 0	AWAY	0- 0	0- 1	2- 0				
0- 0	0- 0	0- 0	NEUTRAL	0- 0	0- 0	0- 0				

RPI 1-25				RPI 26-50				RPI 51-100				RPI 101+				Team's RPI: 246	
RPI	S	Opponent	Score	RPI	S	Opponent	Score	RPI	S	Opponent	Score	RPI	S	Opponent	Score		
39	A	Bal I St.	46 84	62	H	Al abama	51 73	109	A	Midl e Tenn.	48 72						
				74	H	Bel mont	59 91	115	A	Saint Loui s	57 101						
				79	A	Butl er	58 70	116	A	Jacksonvill e	48 70						
								124	A	Vanderbilt	82 92						
								218	H	Morehead St.	55 75						
								223	A	North Florida	73 69						
								227	A	Col. of Charleston	69 85						
								242	H	Austin Peay	63 71						
								265	H	Alabama A&M	66 50						
								275	A	Kennesaw St.	64 62						
								306	H	Murray St.	65 64						
								318	A	Tennessee Tech	61 57						
								334	A	Charleston So.	58 54						
								341	A	Tennessee St.	64 71						
LAST 12 Division I GAMES:																	
275	A	Kennesaw St.	64 62	223	A	North Florida	73 69										
265	H	Al abama A&M	66 50	116	A	Jacksonville	48 70										
124	A	Vanderbilt	82 92	62	H	Al abama	51 73										
318	A	Tennessee Tech	61 57	74	H	Bel mont	59 91										
115	A	Saint Louis	57 101	218	H	Morehead St.	55 75										
341	A	Tennessee St.	64 71	242	H	Austin Peay	63 71										

Non-Div I Games:

Lipscomb

Average RPI	Win:	191	WON-LOST	WINNING	LAST 10	STRENGTH OF	OPP. STRENGTH	TEAM	ADJ.	CONF.	ADJ CONF.
Average RPI	Loss:	90	RECORD	PCT. RANK	GAMES	SCHEDULE	OF SCHEDULE	RPI	RPI	RPI	RPI
DIV. I ONLY		9- 8		155	6- 4	115	75	130	130	23	23
DIV. I NON-CONF.		3- 8		268	1- 5	22	7	168	168	23	23

TOTALS	RPI 1-25		RPI 26-50		W-L RECORDS	RPI 51-100		RPI 101-150		RPI 150+	
9- 8	0- 2		1- 1		OVERALL	0- 1		3- 2		5- 2	
7- 3	0- 0		1- 1		HOME	0- 0		3- 0		3- 2	
2- 5	0- 2		0- 0		AWAY	0- 1		0- 2		2- 0	
0- 0	0- 0		0- 0		NEUTRAL	0- 0		0- 0		0- 0	
3- 8	0- 2		1- 1		NON-CONFERENCE	0- 1		1- 2		1- 2	
3- 3	0- 0		1- 1		HOME	0- 0		1- 0		1- 2	
0- 5	0- 2		0- 0		AWAY	0- 1		0- 2		0- 0	
0- 0	0- 0		0- 0		NEUTRAL	0- 0		0- 0		0- 0	
6- 0	0- 0		0- 0		CONFERENCE	0- 0		2- 0		4- 0	
4- 0	0- 0		0- 0		HOME	0- 0		2- 0		2- 0	
2- 0	0- 0		0- 0		AWAY	0- 0		0- 0		2- 0	
0- 0	0- 0		0- 0		NEUTRAL	0- 0		0- 0		0- 0	

RPI 1-25				RPI 26-50				RPI 51-100				RPI 101+ Team's RPI: 130			
RPI	S	Opponent	Score	RPI	S	Opponent	Score	RPI	S	Opponent	Score	RPI	S	Opponent	Score
3	A	Mississippi St.	48 86	28	H	Oklahoma	68 56	68	A	Kansas St.	51 66	115	A	Saint Louis	45 48
15	A	Texas A&M	49 66	48	H	LSU	37 56					117	H	Missouri St.	63 51
												127	A	Rice	51 58
												133	H	Texas St.	63 48
												135	H	Louisiana	78 43
												157	H	Memphis	86 57
												168	H	Louisiana Tech	49 58
												177	H	Tulsa	61 74
												181	H	UT Arlington	59 57
												312	A	Georgia St.	65 50
												328	A	Ga. Southern	64 34
												330	H	La.-Monroe	57 37

LAST 12 Division I GAMES:															
328	A	Ga. Southern	64 34	133	H	Texas St.	63 48								
312	A	Georgia St.	65 50	181	H	UT Arlington	59 57								
330	H	La.-Monroe	57 37	3	A	Mississippi St.	48 86								
135	H	Louisiana	78 43	168	H	Louisiana Tech	49 58								
48	H	LSU	37 56	117	H	Missouri St.	63 51								
68	A	Kansas St.	51 66	115	A	Saint Louis	45 48								

Non-Div I Games:

Little Rock

Average RPI Win:	266	WON-LOST	WINNING	LAST 10	STRENGTH OF	OPP. STRENGTH	TEAM	ADJ.	CONF.	ADJ CONF.
Average RPI Loss:	210	RECORD	PCT. RANK	GAMES	SCHEDULE	OF SCHEDULE	RPI	RPI	RPI	RPI
DIV. I ONLY	2- 16	332	1- 9	298	277	331	331	21	21	
DIV. I NON-CONF.	2- 12	306	1- 7	265	297	323	323	22	22	

TOTALS	RPI 1-25	RPI 26-50	W-L RECORDS	RPI 51-100	RPI 101-150	RPI 150+				
2- 16	0- 1	0- 1	OVERALL	0- 0	0- 1	2- 13				
0- 6	0- 1	0- 0	HOME	0- 0	0- 1	0- 4				
2- 8	0- 0	0- 0	AWAY	0- 0	0- 0	2- 0				
0- 2	0- 0	0- 0	NEUTRAL	0- 0	0- 0	0- 2				
2- 12	0- 1	0- 1	NON-CONFERENCE	0- 0	0- 1	2- 9				
0- 6	0- 1	0- 0	HOME	0- 0	0- 1	0- 4				
2- 4	0- 0	0- 1	AWAY	0- 0	0- 0	2- 3				
0- 2	0- 0	0- 0	NEUTRAL	0- 0	0- 0	0- 2				
0- 4	0- 0	0- 0	CONFERENCE	0- 0	0- 0	0- 4				
0- 0	0- 0	0- 0	HOME	0- 0	0- 0	0- 0				
0- 4	0- 0	0- 0	AWAY	0- 0	0- 0	0- 4				
0- 0	0- 0	0- 0	NEUTRAL	0- 0	0- 0	0- 0				

RPI 1-25				RPI 26-50				RPI 51-100				RPI 101+ Team's RPI: 331			
RPI	S	Opponent	Score	RPI	S	Opponent	Score	RPI	S	Opponent	Score	RPI	S	Opponent	Score
8	H	Tennessee	61 90	32	A	Southern California	60 75					147	H	Loyola Marymount	69 84
												191	A	San Diego	40 74
												199	N	Oral Roberts	58 64
												200	H	Pepperdine	71 83
												211	A	UC Santa Barbara	44 51
												219	A	Hawaii	66 74
												224	A	UC Riverside	53 77
												226	H	Montana St.	51 62
												241	A	Montana	60 67
												243	A	Grand Canyon	65 63
												245	H	Illinois St.	51 59
												254	H	New Mexico St.	63 72
												288	A	Arizona	80 72
												308	N	VCU	59 69
												311	A	Cal St. Fullerton	61 67
												345	A	NJIT	57 73

LAST 12 Division I GAMES:															
224	A	UC Riverside	53 77	219	A	Hawaii	66 74								
211	A	UC Santa Barbara	44 51	311	A	Cal St. Fullerton	61 67								
308	N	VCU	59 69	8	H	Tennessee	61 90								
345	A	NJIT	57 73	243	A	Grand Canyon	65 63								
254	H	New Mexico St.	63 72	241	A	Montana	60 67								
245	H	Illinois St.	51 59	199	N	Oral Roberts	58 64								

Non-Div I Games:

Long Beach St.

Longwood

Longwood

Longwood

Page 148

Average RPI Win:	261	WON-LOST	WINNING	LAST 10	STRENGTH OF	OPP. STRENGTH	TEAM	ADJ.	CONF.	ADJ CONF.
Average RPI Loss:	66	RECORD	PCT. RANK	GAMES	SCHEDULE	OF SCHEDULE	RPI	RPI	RPI	RPI
DIV. I ONLY	9- 7	134	7- 3	164	149	135	135	23	23	
DIV. I NON-CONF.	5- 6	187	3- 4	116	62	145	145	23	23	

TOTALS	RPI 1-25	RPI 26-50	W-L RECORDS	RPI 51-100	RPI 101-150	RPI 150+				
9- 7	0- 2	0- 1	OVERALL	0- 1	0- 3	9- 0				
6- 1	0- 0	0- 0	HOME	0- 0	0- 1	6- 0				
2- 4	0- 1	0- 0	AWAY	0- 1	0- 0	2- 0				
1- 2	0- 1	0- 0	NEUTRAL	0- 0	0- 1	1- 0				
5- 6	0- 2	0- 1	NON-CONFERENCE	0- 1	0- 2	5- 0				
3- 1	0- 0	0- 0	HOME	0- 0	0- 1	3- 0				
1- 3	0- 1	0- 1	AWAY	0- 1	0- 0	1- 0				
1- 2	0- 1	0- 0	NEUTRAL	0- 0	0- 1	1- 0				
4- 1	0- 0	0- 0	CONFERENCE	0- 0	0- 1	4- 0				
3- 0	0- 0	0- 0	HOME	0- 0	0- 0	3- 0				
1- 1	0- 0	0- 0	AWAY	0- 0	0- 1	1- 0				
0- 0	0- 0	0- 0	NEUTRAL	0- 0	0- 0	0- 0				

RPI 1-25				RPI 26-50				RPI 51-100				RPI 101+ Team's RPI: 135			
RPI	S	Opponent	Score	RPI	S	Opponent	Score	RPI	S	Opponent	Score	RPI	S	Opponent	Score
3	N	Mississippi St.	37 94	48	A	LSU	45 60	53	A	Toledo	55 79	105	N	Cleveland St.	45 54
15	A	Texas A&M	62 83									108	H	Auburn	60 70
												130	A	Little Rock	43 78
												187	N	Niagara	68 52
												189	H	New Orleans	66 57
												203	A	Arkansas St.	77 75
												280	H	Appalachian St.	61 45
												283	H	Coastal Caro.	59 55
												289	H	Alcorn	67 47
												291	H	McNeese	98 86
												298	A	Southeastern La.	68 56
												330	H	La.-Monroe	63 55
LAST 12 Division I GAMES:															
280	H	Appalachian St.	61 45	330	H	La.-Monroe	63 55								
203	A	Arkansas St.	77 75	283	H	Coastal Caro.	59 55								
130	A	Little Rock	43 78	108	H	Auburn	60 70								
289	H	Alcorn	67 47	291	H	McNeese	98 86								
48	A	LSU	45 60	3	N	Mississippi St.	37 94								
298	A	Southeastern La.	68 56	105	N	Cleveland St.	45 54								

Non-Div I Games: Dillard

53 60

Louisiana

Average RPI Win:	245	WON-LOST	WINNING	LAST 10	STRENGTH OF	OPP. STRENGTH	TEAM	ADJ.	CONF.	ADJ CONF.
Average RPI Loss:	126	RECORD	PCT. RANK	GAMES	SCHEDULE	OF SCHEDULE	RPI	RPI	RPI	RPI

DIV. I ONLY	11- 5	77	8- 2	300	209	168	168	18	18
DIV. I NON-CONF.	8- 4	87	5- 3	285	149	173	173	19	19

TOTALS	RPI 1-25	RPI 26-50	W-L RECORDS	RPI 51-100	RPI 101-150	RPI 150+			
11- 5	0- 1	0- 0	OVERALL	1- 0	1- 2	9- 2			
8- 1	0- 0	0- 0	HOME	0- 0	0- 1	8- 0			
2- 3	0- 1	0- 0	AWAY	0- 0	1- 1	1- 1			
1- 1	0- 0	0- 0	NEUTRAL	1- 0	0- 0	0- 1			
8- 4	0- 1	0- 0	NON-CONFERENCE	1- 0	1- 2	6- 1			
6- 1	0- 0	0- 0	HOME	0- 0	0- 1	6- 0			
1- 2	0- 1	0- 0	AWAY	0- 0	1- 1	0- 0			
1- 1	0- 0	0- 0	NEUTRAL	1- 0	0- 0	0- 1			
3- 1	0- 0	0- 0	CONFERENCE	0- 0	0- 0	3- 1			
2- 0	0- 0	0- 0	HOME	0- 0	0- 0	2- 0			
1- 1	0- 0	0- 0	AWAY	0- 0	0- 0	1- 1			
0- 0	0- 0	0- 0	NEUTRAL	0- 0	0- 0	0- 0			

RPI 1-25				RPI 26-50				RPI 51-100				RPI 101+ Team's RPI: 168			
RPI	S	Opponent	Score	RPI	S	Opponent	Score	RPI	S	Opponent	Score	RPI	S	Opponent	Score
9	A	Texas	54 88					83	N	Penn St.	71 59	108	A	Auburn	59 75
												123	H	Clemson	47 55
												130	A	Little Rock	58 49
												157	H	Memphis	65 40
												187	N	Niagara	67 73
												205	A	Southern Miss.	50 65
												213	H	North Texas	61 53
												249	H	Grambling	64 53
												289	H	Alcorn	87 50
												291	H	McNeese	78 62
												302	H	UTSA	63 55
												321	A	Marshall	74 65
												330	H	La.-Monroe	71 49
												333	H	Houston Baptist	85 62

LAST 12 Division I GAMES:															
302	H	UTSA	63 55	321	A	Marshall	74 65								
213	H	North Texas	61 53	205	A	Southern Miss.	50 65								
289	H	Alcorn	87 50	130	A	Little Rock	58 49								
333	H	Houston Baptist	85 62	123	H	Clemson	47 55								
291	H	McNeese	78 62	9	A	Texas	54 88								
330	H	La.-Monroe	71 49	187	N	Niagara	67 73								

Non-Div I Games: LSU-Alexandria 87 47

Louisiana Tech

Average RPI Win: 303			WON-LOST	WINNING	LAST 10	STRENGTH OF		OPP. STRENGTH	TEAM	ADJ.	CONF.	ADJ CONF.
Average RPI Loss: 134			RECORD	PCT. RANK	GAMES	SCHEDULE		OF SCHEDULE	RPI	RPI	RPI	RPI
DIV. I ONLY			3- 13	305	2- 8	207		135	284	284	24	24
DIV. I NON-CONF.			2- 9	295	2- 5	215		63	278	278	21	21

TOTALS		RPI 1-25		RPI 26-50		W-L RECORDS		RPI 51-100	RPI 101-150		RPI 150+	
3- 13		0- 2		0- 1		OVERALL		0- 3	0- 2		3- 5	
2- 4		0- 1		0- 0		HOME		0- 1	0- 0		2- 2	
1- 9		0- 1		0- 1		AWAY		0- 2	0- 2		1- 3	
0- 0		0- 0		0- 0		NEUTRAL		0- 0	0- 0		0- 0	
2- 9		0- 2		0- 1		NON-CONFERENCE		0- 3	0- 1		2- 2	
1- 3		0- 1		0- 0		HOME		0- 1	0- 0		1- 1	
1- 6		0- 1		0- 1		AWAY		0- 2	0- 1		1- 1	
0- 0		0- 0		0- 0		NEUTRAL		0- 0	0- 0		0- 0	
1- 4		0- 0		0- 0		CONFERENCE		0- 0	0- 1		1- 3	
1- 1		0- 0		0- 0		HOME		0- 0	0- 0		1- 1	
0- 3		0- 0		0- 0		AWAY		0- 0	0- 1		0- 2	
0- 0		0- 0		0- 0		NEUTRAL		0- 0	0- 0		0- 0	

RPI 1-25				RPI 26-50				RPI 51-100				RPI 101+ Team's RPI: 284			
RPI	S	Opponent	Score	RPI	S	Opponent	Score	RPI	S	Opponent	Score	RPI	S	Opponent	Score
12	H	Green Bay	39 76	29	A	DePaul	47 88	79	A	Butler	52 64	113	A	Northern Ill.	71 80
16	A	Marquette	30 92					89	A	Milwaukee	41 63	128	A	Drake	46 72
								93	H	Western Mich.	47 65	180	H	Bradley	57 59
												194	A	UNI	41 70
												245	H	Illinois St.	62 59
												250	A	Valparaiso	60 76
												262	H	Youngstown St.	49 73
												295	A	Fort Wayne	70 79
												327	H	Ill.-Chicago	57 55
												336	A	Chicago St.	46 28

LAST 12 Division I GAMES:															
180	H	Bradley	57 59	250	A	Valparaiso	60 76								
128	A	Drake	46 72	245	H	Illinois St.	62 59								
194	A	UNI	41 70	113	A	Northern Ill.	71 80								
327	H	Ill.-Chicago	57 55	29	A	DePaul	47 88								
79	A	Butler	52 64	336	A	Chicago St.	46 28								
12	H	Green Bay	39 76	16	A	Marquette	30 92								

Non-Div I Games:

Loyol a Chi cago

Average RPI Win:	222	WON-LOST	WINNING	LAST 10	STRENGTH OF	OPP. STRENGTH	TEAM	ADJ.	CONF.	ADJ CONF.
Average RPI Loss:	151	RECORD	PCT. RANK	GAMES	SCHEDULE	OF SCHEDULE	RPI	RPI	RPI	RPI
DIV. I ONLY	4- 14	299	2- 8	66	298	235	235	15	15	
DIV. I NON-CONF.	2- 9	295	0- 5	80	315	252	252	18	18	

TOTALS	RPI 1-25	RPI 26-50	W-L RECORDS	RPI 51-100	RPI 101-150	RPI 150+				
4- 14	0- 1	0- 1	OVERALL	0- 3	0- 2	4- 7				
2- 5	0- 0	0- 0	HOME	0- 1	0- 1	2- 3				
2- 9	0- 1	0- 1	AWAY	0- 2	0- 1	2- 4				
0- 0	0- 0	0- 0	NEUTRAL	0- 0	0- 0	0- 0				
2- 9	0- 1	0- 1	NON-CONFERENCE	0- 1	0- 2	2- 4				
1- 3	0- 0	0- 0	HOME	0- 0	0- 1	1- 2				
1- 6	0- 1	0- 1	AWAY	0- 1	0- 1	1- 2				
0- 0	0- 0	0- 0	NEUTRAL	0- 0	0- 0	0- 0				
2- 5	0- 0	0- 0	CONFERENCE	0- 2	0- 0	2- 3				
1- 2	0- 0	0- 0	HOME	0- 1	0- 0	1- 1				
1- 3	0- 0	0- 0	AWAY	0- 1	0- 0	1- 2				
0- 0	0- 0	0- 0	NEUTRAL	0- 0	0- 0	0- 0				

RPI 1-25				RPI 26-50				RPI 51-100				RPI 101+ Team's RPI: 235			
RPI	S	Opponent	Score	RPI	S	Opponent	Score	RPI	S	Opponent	Score	RPI	S	Opponent	Score
16	A	Marquette	63 83	35	A	Maryl and	45 114	67	H	Americ an	58 71	110	H	George Mason	72 80
								85	A	Navy	44 73	134	A	William & Mary	49 70
								94	A	Del aware	38 71	158	H	Georgetown	54 72
												170	A	Boston U.	56 75
												186	A	Norfol k St.	61 58
												192	H	Army West Point	62 69
												201	A	Bucknel l	68 65
												217	H	Holy Cross	77 60
												238	A	Lafayette	54 65
												263	A	Mt. St. Mary's	63 71
												278	A	St. Francis Brooklyn	47 64
												279	H	Towson	67 76
												282	H	Cornel l	78 63
LAST 12 Division I GAMES:															
				67	H	Americ an	58 71	201	A	Bucknel l	68 65				
				217	H	Holy Cross	77 60	238	A	Lafayette	54 65				
				170	A	Boston U.	56 75	35	A	Maryl and	45 114				
				192	H	Army West Point	62 69	279	H	Towson	67 76				
				85	A	Navy	44 73	278	A	St. Francis Brooklyn	47 64				
				94	A	Del aware	38 71	263	A	Mt. St. Mary's	63 71				

Non-Div I Games:

Loyola Maryl and

Average RPI Win:	196	WON-LOST	WINNING	LAST 10	STRENGTH OF	OPP. STRENGTH	TEAM	ADJ.	CONF.	ADJ CONF.
Average RPI Loss:	150	RECORD	PCT. RANK	GAMES	SCHEDULE	OF SCHEDULE	RPI	RPI	RPI	RPI
DIV. I ONLY	10- 6	107	4- 6	235	143	147	147	12	12	
DIV. I NON-CONF.	7- 3	74	2- 3	299	162	169	169	12	12	

TOTALS	RPI 1-25	RPI 26-50	W-L RECORDS	RPI 51-100	RPI 101-150	RPI 150+				
10- 6	0- 0	0- 1	OVERALL	1- 1	3- 0	6- 4				
6- 3	0- 0	0- 1	HOME	1- 0	2- 0	3- 2				
4- 3	0- 0	0- 0	AWAY	0- 1	1- 0	3- 2				
0- 0	0- 0	0- 0	NEUTRAL	0- 0	0- 0	0- 0				
7- 3	0- 0	0- 1	NON-CONFERENCE	0- 0	2- 0	5- 2				
4- 2	0- 0	0- 1	HOME	0- 0	1- 0	3- 1				
3- 1	0- 0	0- 0	AWAY	0- 0	1- 0	2- 1				
0- 0	0- 0	0- 0	NEUTRAL	0- 0	0- 0	0- 0				
3- 3	0- 0	0- 0	CONFERENCE	1- 1	1- 0	1- 2				
2- 1	0- 0	0- 0	HOME	1- 0	1- 0	0- 1				
1- 2	0- 0	0- 0	AWAY	0- 1	0- 0	1- 1				
0- 0	0- 0	0- 0	NEUTRAL	0- 0	0- 0	0- 0				

RPI	S	Opponent	Score	RPI	S	Opponent	Score	RPI	S	Opponent	Score	RPI	S	Opponent	Score
				32	H	Southern Cal i fornia	70 80	60	H	Saint Mary's (CA)	69 57	115	A	Saint Louis	62 60
								64	A	Gonzaga	67 77	121	H	Mi ami (OH)	84 71
												144	H	Paci fi c	75 60
												175	A	San Franci sco	60 78
												191	H	San Di ego	54 60
												204	A	SMU	60 63
												208	H	Eastern Mi ch.	73 64
												211	H	UC Santa Barbara	67 61
												224	A	UC Ri versi de	67 59
												236	H	CSUN	68 75
												260	A	Santa Clara	65 51
												288	H	Ari zona	84 70
												331	A	Long Beach St.	84 69
LAST 12 Division I GAMES:															
				64	A	Gonzaga	67 77	191	H	San Di ego	54 60				
				260	A	Santa Clara	65 51	175	A	San Franci sco	60 78				
				144	H	Paci fi c	75 60	236	H	CSUN	68 75				
				60	H	Saint Mary's (CA)	69 57	32	H	Southern Cal i fornia	70 80				
				204	A	SMU	60 63	208	H	Eastern Mi ch.	73 64				
				211	H	UC Santa Barbara	67 61	121	H	Mi ami (OH)	84 71				

Non-Div I Games: Cal St. Dom. Hills 84 52

Loyola Marymount

Average RPI Win:	227	WON-LOST	WINNING	LAST 10	STRENGTH OF	OPP. STRENGTH	TEAM	ADJ.	CONF.	ADJ CONF.
Average RPI Loss:	58	RECORD	PCT. RANK	GAMES	SCHEDULE	OF SCHEDULE	RPI	RPI	RPI	RPI
DIV. I ONLY	8- 8	162	5- 4	67	93	98	98	20	20	
DIV. I NON-CONF.	5- 6	187	2- 4	33	19	66	66	24	24	

TOTALS	RPI 1-25	RPI 26-50	W-L RECORDS	RPI 51-100	RPI 101-150	RPI 150+				
8- 8	0- 3	0- 1	OVERALL	1- 2	1- 2	6- 0				
4- 2	0- 0	0- 0	HOME	0- 0	1- 2	3- 0				
3- 6	0- 3	0- 1	AWAY	1- 2	0- 0	2- 0				
1- 0	0- 0	0- 0	NEUTRAL	0- 0	0- 0	1- 0				
5- 6	0- 3	0- 0	NON-CONFERENCE	1- 2	1- 1	3- 0				
2- 1	0- 0	0- 0	HOME	0- 0	1- 1	1- 0				
2- 5	0- 3	0- 0	AWAY	1- 2	0- 0	1- 0				
1- 0	0- 0	0- 0	NEUTRAL	0- 0	0- 0	1- 0				
3- 2	0- 0	0- 1	CONFERENCE	0- 0	0- 1	3- 0				
2- 1	0- 0	0- 0	HOME	0- 0	0- 1	2- 0				
1- 1	0- 0	0- 1	AWAY	0- 0	0- 0	1- 0				
0- 0	0- 0	0- 0	NEUTRAL	0- 0	0- 0	0- 0				

RPI 1-25				RPI 26-50				RPI 51-100				RPI 101+			
RPI	S	Opponent	Score	RPI	S	Opponent	Score	RPI	S	Opponent	Score	RPI	S	Opponent	Score
3	A	Mississippi St.	43 83	46	A	Albany (NY)	54 68	53	A	Toledo	64 65	101	H	Harvard	76 51
7	A	Ohio St.	70 83					77	A	Miami (FL)	70 80	120	H	Tulane	34 42
17	A	Duke	39 69					99	A	Dartmouth	64 51	138	H	Binghamton	62 66
												159	A	Boston College	61 40
												237	H	Stony Brook	64 56
												275	N	Kennesaw St.	75 39
												285	H	Bryant	70 68
												317	H	Vermont	64 55
												339	A	UMBC	64 50

Team's RPI: 98															
LAST 12 Division I GAMES:															
339	A	UMBC	64 50	317	H	Vermont	64 55								
138	H	Binghamton	62 66	46	A	Albany (NY)	54 68								
237	H	Stony Brook	64 56	99	A	Dartmouth	64 51								
159	A	Boston College	61 40	7	A	Ohio St.	70 83								
17	A	Duke	39 69	53	A	Toledo	64 65								
3	A	Mississippi St.	43 83	275	N	Kennesaw St.	75 39								

Non-Div I Games: Maine Maritime 89 49 Me.-Fort Kent 100 40

Maine

Average RPI Win:	300	WON-LOST	WINNING	LAST 10	STRENGTH OF	OPP. STRENGTH	TEAM	ADJ.	CONF.	ADJ CONF.
Average RPI Loss:	123	RECORD	PCT. RANK	GAMES	SCHEDULE	OF SCHEDULE	RPI	RPI	RPI	RPI
DIV. I ONLY	6- 11	253	4- 6	197	226	231	231	25	25	
DIV. I NON-CONF.	3- 8	268	1- 5	103	213	215	215	25	25	

TOTALS	RPI 1-25	RPI 26-50	W-L RECORDS	RPI 51-100	RPI 101-150	RPI 150+				
6- 11	0- 1	0- 3	OVERALL	0- 2	0- 0	6- 5				
3- 3	0- 0	0- 2	HOME	0- 1	0- 0	3- 0				
2- 8	0- 1	0- 1	AWAY	0- 1	0- 0	2- 5				
1- 0	0- 0	0- 0	NEUTRAL	0- 0	0- 0	1- 0				
3- 8	0- 1	0- 2	NON-CONFERENCE	0- 2	0- 0	3- 3				
1- 2	0- 0	0- 1	HOME	0- 1	0- 0	1- 0				
1- 6	0- 1	0- 1	AWAY	0- 1	0- 0	1- 3				
1- 0	0- 0	0- 0	NEUTRAL	0- 0	0- 0	1- 0				
3- 3	0- 0	0- 1	CONFERENCE	0- 0	0- 0	3- 2				
2- 1	0- 0	0- 1	HOME	0- 0	0- 0	2- 0				
1- 2	0- 0	0- 0	AWAY	0- 0	0- 0	1- 2				
0- 0	0- 0	0- 0	NEUTRAL	0- 0	0- 0	0- 0				

RPI 1-25				RPI 26-50				RPI 51-100				RPI 101+ Team's RPI: 231			
RPI	S	Opponent	Score	RPI	S	Opponent	Score	RPI	S	Opponent	Score	RPI	S	Opponent	Score
24	A	Cal i forn i a	66 87	45	A	Vi rgi ni a	47 69	71	H	Fordham	48 54	160	A	New Hampshi re	55 68
				46	H	Al bany (NY)	56 62	83	A	Penn St.	46 78	184	A	Mari st	40 65
				50	H	Qui nni pi ac	64 80					187	A	Ni agara	64 65
												237	A	Stony Brook	59 74
												248	A	LIU Brookl yn	72 38
												266	A	Sacred Heart	61 65
												278	H	St. Francis Brookl yn	57 54
												314	A	Can i si us	59 56
												314	H	Can i si us	58 39
												315	N	Copp i n St.	74 56
												329	H	Saint Peter's	76 64

LAST 12 Di vi si on I GAMES:															
184	A	Mari st	40 65	187	A	Ni agara	64 65								
314	H	Can i si us	58 39	314	A	Can i si us	59 56								
50	H	Qui nni pi ac	64 80	160	A	New Hampshi re	55 68								
329	H	Saint Peter's	76 64	46	H	Al bany (NY)	56 62								
45	A	Vi rgi ni a	47 69	83	A	Penn St.	46 78								
248	A	LIU Brookl yn	72 38	71	H	Fordham	48 54								

Non-Di v I Games:

Manhattan

Average RPI Win:	256	WON-LOST	WINNING	LAST 10	STRENGTH OF	OPP. STRENGTH	TEAM	ADJ.	CONF.	ADJ CONF.
Average RPI Loss:	110	RECORD	PCT. RANK	GAMES	SCHEDULE	OF SCHEDULE	RPI	RPI	RPI	RPI

DIV. I ONLY	8- 9	188	7- 2	166	185	184	184	25	25
DIV. I NON-CONF.	4- 8	239	3- 3	135	181	212	212	25	25
TOTALS	RPI 1-25	RPI 26-50	W-L RECORDS	RPI 51-100	RPI 101-150	RPI 150+			
8- 9	0- 0	0- 3	OVERALL	0- 3	0- 0	8- 3			
5- 2	0- 0	0- 0	HOME	0- 2	0- 0	5- 0			
3- 5	0- 0	0- 1	AWAY	0- 1	0- 0	3- 3			
0- 2	0- 0	0- 2	NEUTRAL	0- 0	0- 0	0- 0			
4- 8	0- 0	0- 2	NON-CONFERENCE	0- 3	0- 0	4- 3			
2- 2	0- 0	0- 0	HOME	0- 2	0- 0	2- 0			
2- 4	0- 0	0- 0	AWAY	0- 1	0- 0	2- 3			
0- 2	0- 0	0- 2	NEUTRAL	0- 0	0- 0	0- 0			
4- 1	0- 0	0- 1	CONFERENCE	0- 0	0- 0	4- 0			
3- 0	0- 0	0- 0	HOME	0- 0	0- 0	3- 0			
1- 1	0- 0	0- 1	AWAY	0- 0	0- 0	1- 0			
0- 0	0- 0	0- 0	NEUTRAL	0- 0	0- 0	0- 0			

RPI 1-25	RPI 26-50	RPI 51-100	RPI 101+	Team's RPI: 184
RPI S Opponent Score	RPI S Opponent Score	RPI S Opponent Score	RPI S Opponent Score	
32 N Southern Cal i fornia 57 78	85 H Navy 70 77	167 A Temple 77 83		
44 N Purdue 47 61	97 A Seton Hall I 60 85	170 A Boston U. 80 52		
50 A Qui nni pi ac 56 62	99 H Dartmouth 51 60	198 A Northeastern 72 78		
		217 H Holy Cross 85 74		
		219 A Hawai i 63 70		
		231 H Manhattan 65 40		
		258 H Monmouth 69 46		
		274 A Ri der 80 69		
		277 H Fai rfi eld 71 63		
		294 A Massachusetts 88 60		
		325 H Rhode Isl and 64 42		
LAST 12 Di vi si on I GAMES:				
231 H Manhattan 65 40	277 H Fai rfi eld 71 63			
258 H Monmouth 69 46	50 A Qui nni pi ac 56 62			
274 A Ri der 80 69	325 H Rhode Isl and 64 42			
294 A Massachusetts 88 60	99 H Dartmouth 51 60			
167 A Temple 77 83	97 A Seton Hall I 60 85			
170 A Boston U. 80 52	44 N Purdue 47 61			

Non-Di v I Games:

Marist

Average RPI Win:	140	WON-LOST	WINNING	LAST 10	STRENGTH OF	OPP. STRENGTH	TEAM	ADJ.	CONF.	ADJ CONF.
Average RPI Loss:	21	RECORD	PCT. RANK	GAMES	SCHEDULE	OF SCHEDULE	RPI	RPI	RPI	RPI
DIV. I ONLY	13- 5	62	9- 1	21	12	16	16	6	6	
DIV. I NON-CONF.	6- 5	153	3- 2	17	26	45	45	5	5	
<hr/>										
TOTALS	RPI 1-25	RPI 26-50	W-L RECORDS	RPI 51-100	RPI 101-150	RPI 150+				
13- 5	0- 4	2- 0	OVERALL	4- 1	1- 0	6- 0				
9- 0	0- 0	2- 0	HOME	2- 0	1- 0	4- 0				
3- 4	0- 3	0- 0	AWAY	2- 1	0- 0	1- 0				
1- 1	0- 1	0- 0	NEUTRAL	0- 0	0- 0	1- 0				
6- 5	0- 4	0- 0	NON-CONFERENCE	1- 1	0- 0	5- 0				
4- 0	0- 0	0- 0	HOME	0- 0	0- 0	4- 0				
1- 4	0- 3	0- 0	AWAY	1- 1	0- 0	0- 0				
1- 1	0- 1	0- 0	NEUTRAL	0- 0	0- 0	1- 0				
7- 0	0- 0	2- 0	CONFERENCE	3- 0	1- 0	1- 0				
5- 0	0- 0	2- 0	HOME	2- 0	1- 0	0- 0				
2- 0	0- 0	0- 0	AWAY	1- 0	0- 0	1- 0				
0- 0	0- 0	0- 0	NEUTRAL	0- 0	0- 0	0- 0				

RPI 1-25				RPI 26-50				RPI 51-100				RPI 101+			
RPI	S	Opponent	Score	RPI	S	Opponent	Score	RPI	S	Opponent	Score	RPI	S	Opponent	Score
2	A	Notre Dame	85 91	29	H	DePaul	93 81	56	A	Creighton	92 77	137	H	Xavier	88 67
8	N	Tennessee	99 101	34	H	St. John's (NY)	74 72	58	A	New Mexico	87 88	162	A	Providence	77 60
12	A	Green Bay	55 63					79	H	Butler	69 67	188	H	Wisconsin	88 65
25	A	Michigan	76 82					89	A	Milwaukee	83 68	192	H	Army West Point	83 53
								97	H	Seton Hall	97 84	235	H	Loyola Maryland	83 63
												241	N	Montana	87 68
												284	H	Loyola Chicago	92 30
<hr/>															
LAST 12 Division I GAMES:															
162	A	Providence	77 60	137	H	Xavier	88 67	79	H	Butler	69 67				
56	A	Creighton	92 77	29	H	DePaul	93 81	89	A	Milwaukee	83 68				
29	H	DePaul	93 81	97	H	Seton Hall	97 84	192	H	Army West Point	83 53				
34	H	St. John's (NY)	74 72	25	A	Michigan	76 82								
2	A	Notre Dame	85 91	188	H	Wisconsin	88 65								

Non-Div I Games:

Marquette

M
a
r
s
h
a
l
l

M
a
r
s
h
a
l
l

Non-Div I Games:	Ky. Christian	111	38	Alice Lloyd	96	46
------------------	---------------	-----	----	-------------	----	----

Page 159

Average RPI	Win:	158	WON-LOST	WINNING	LAST 10	STRENGTH OF	OPP. STRENGTH	TEAM	ADJ.	CONF.	ADJ CONF.
Average RPI	Loss:	15	RECORD	PCT. RANK	GAMES	SCHEDULE	OF SCHEDULE	RPI	RPI	RPI	RPI
DIV. I ONLY		16- 3		16	1- 0	96	13	35	35	3	3
DIV. I NON-CONF.		11- 2		23	1- 0	140	21	39	39	4	4

TOTALS	RPI 1-25		RPI 26-50		W-L RECORDS	RPI 51-100		RPI 101-150		RPI 150+	
16- 3	0- 2		3- 1		OVERALL	4- 0		0- 0		9- 0	
9- 2	0- 1		2- 1		HOME	2- 0		0- 0		5- 0	
6- 1	0- 1		1- 0		AWAY	2- 0		0- 0		3- 0	
1- 0	0- 0		0- 0		NEUTRAL	0- 0		0- 0		1- 0	
11- 2	0- 2		2- 0		NON-CONFERENCE	2- 0		0- 0		7- 0	
6- 1	0- 1		1- 0		HOME	1- 0		0- 0		4- 0	
4- 1	0- 1		1- 0		AWAY	1- 0		0- 0		2- 0	
1- 0	0- 0		0- 0		NEUTRAL	0- 0		0- 0		1- 0	
5- 1	0- 0		1- 1		CONFERENCE	2- 0		0- 0		2- 0	
3- 1	0- 0		1- 1		HOME	1- 0		0- 0		1- 0	
2- 0	0- 0		0- 0		AWAY	1- 0		0- 0		1- 0	
0- 0	0- 0		0- 0		NEUTRAL	0- 0		0- 0		0- 0	

RPI 1-25				RPI 26-50				Team's RPI: 35	RPI 51-100				RPI 101+			
RPI	S	Opponent	Score	RPI	S	Opponent	Score		RPI	S	Opponent	Score	RPI	S	Opponent	Score
1	A	UConn	72 97	30	H	Michigan St.	68 82		77	A	Miami (FL)	79 71	154	H	Illinois	100 65
13	H	South Carolina	86 94	31	H	Iowa	80 64		78	H	Indiana	74 70	187	H	Niagara	92 65
				45	A	Virginia	60 59		83	A	Penn St.	69 65	188	A	Wisconsin	71 44
				46	H	Albany (NY)	91 58		91	H	George Washington	80 54	233	H	Howard	111 49
													234	A	Akron	75 54
													235	H	Loyola Maryland	114 45
													263	H	Mt. St. Mary's	97 57
													275	N	Kennesaw St.	89 35
													315	A	Coppin St.	113 49

LAST 12 Division I GAMES:																
30	H	Michigan St.	68 82	77	A	Miami (FL)	79 71		78	H	Indiana	74 70	235	H	Loyola Maryland	114 45
188	A	Wisconsin	71 44						91	H	George Washington	80 54				
31	H	Iowa	80 64						263	H	Mt. St. Mary's	97 57				
83	A	Penn St.	69 65						234	A	Akron	75 54				
154	H	Illinois	100 65													
315	A	Coppin St.	113 49													

Non-Div I Games:

Maryland

Average RPI Win:	287	WON-LOST	WINNING	LAST 10	STRENGTH OF	OPP. STRENGTH	TEAM	ADJ.	CONF.	ADJ CONF.
Average RPI Loss:	186	RECORD	PCT. RANK	GAMES	SCHEDULE	OF SCHEDULE	RPI	RPI	RPI	RPI
DIV. I ONLY	6- 9	230	3- 6	330	302	294	294	13	13	
DIV. I NON-CONF.	6- 5	153	5- 2	347	336	302	302	13	13	

TOTALS	RPI 1-25	RPI 26-50	W-L RECORDS	RPI 51-100	RPI 101-150	RPI 150+				
6- 9	0- 0	0- 0	OVERALL	0- 2	1- 0	5- 7				
3- 4	0- 0	0- 0	HOME	0- 1	1- 0	2- 3				
2- 5	0- 0	0- 0	AWAY	0- 1	0- 0	2- 4				
1- 0	0- 0	0- 0	NEUTRAL	0- 0	0- 0	1- 0				
6- 5	0- 0	0- 0	NON-CONFERENCE	0- 0	1- 0	5- 5				
3- 2	0- 0	0- 0	HOME	0- 0	1- 0	2- 2				
2- 3	0- 0	0- 0	AWAY	0- 0	0- 0	2- 3				
1- 0	0- 0	0- 0	NEUTRAL	0- 0	0- 0	1- 0				
0- 4	0- 0	0- 0	CONFERENCE	0- 2	0- 0	0- 2				
0- 2	0- 0	0- 0	HOME	0- 1	0- 0	0- 1				
0- 2	0- 0	0- 0	AWAY	0- 1	0- 0	0- 1				
0- 0	0- 0	0- 0	NEUTRAL	0- 0	0- 0	0- 0				

RPI 1-25				RPI 26-50				RPI 51-100				RPI 101+				Team's RPI: 294
RPI	S	Opponent	Score	RPI	S	Opponent	Score	RPI	S	Opponent	Score	RPI	S	Opponent	Score	
								70	A	Duquesne	57 60	145	H	Liberty	64 61	
								71	H	Fordham	51 62	152	H	Saint Joseph's	79 84	
												184	H	Marist	60 88	
												185	A	North Dakota	52 82	
												198	H	Northeastern	54 64	
												230	A	St. Bonaventure	59 69	
												270	A	North Dakota St.	70 82	
												273	A	Incarnate Word	64 45	
												279	H	Towson	72 49	
												310	A	UTRGV	59 67	
												329	H	Saint Peter's	81 65	
												344	N	Mississippi Val.	85 46	
												349	A	UMass Lowell	73 63	

LAST 12 Division I GAMES:																
				71	H	Fordham	51 62	152	H	Saint Joseph's	79 84					
				70	A	Duquesne	57 60	230	A	St. Bonaventure	59 69					
				184	H	Marist	60 88	310	A	UTRGV	59 67					
				349	A	UMass Lowell	73 63	273	A	Incarnate Word	64 45					
				329	H	Saint Peter's	81 65	145	H	Liberty	64 61					
				344	N	Mississippi Val.	85 46	198	H	Northeastern	54 64					

Non-Div I Games: Me.-Fort Kent 111 45 Fisher 121 38

Massachusetts

Average RPI Win:	301	WON-LOST	WINNING	LAST 10	STRENGTH OF	OPP. STRENGTH	TEAM	ADJ.	CONF.	ADJ CONF.
Average RPI Loss:	159	RECORD	PCT. RANK	GAMES	SCHEDULE	OF SCHEDULE	RPI	RPI	RPI	RPI
DIV. I ONLY	4- 10	280	3- 6	289	186	291	291	27	27	
DIV. I NON-CONF.	1- 7	310	0- 5	109	146	282	282	26	26	

TOTALS	RPI 1-25	RPI 26-50	W-L RECORDS	RPI 51-100	RPI 101-150	RPI 150+				
4- 10	0- 2	0- 0	OVERALL	0- 0	0- 2	4- 6				
2- 5	0- 0	0- 0	HOME	0- 0	0- 1	2- 4				
2- 5	0- 2	0- 0	AWAY	0- 0	0- 1	2- 2				
0- 0	0- 0	0- 0	NEUTRAL	0- 0	0- 0	0- 0				
1- 7	0- 2	0- 0	NON-CONFERENCE	0- 0	0- 2	1- 3				
1- 2	0- 0	0- 0	HOME	0- 0	0- 1	1- 1				
0- 5	0- 2	0- 0	AWAY	0- 0	0- 1	0- 2				
0- 0	0- 0	0- 0	NEUTRAL	0- 0	0- 0	0- 0				
3- 3	0- 0	0- 0	CONFERENCE	0- 0	0- 0	3- 3				
1- 3	0- 0	0- 0	HOME	0- 0	0- 0	1- 3				
2- 0	0- 0	0- 0	AWAY	0- 0	0- 0	2- 0				
0- 0	0- 0	0- 0	NEUTRAL	0- 0	0- 0	0- 0				

RPI 1-25				RPI 26-50				RPI 51-100				RPI 101+ Team's RPI: 291			
RPI	S	Opponent	Score	RPI	S	Opponent	Score	RPI	S	Opponent	Score	RPI	S	Opponent	Score
9	A	Texas	34 100									120	H	Tulane	66 70
18	A	Baylor	34 95									135	A	Louisiana	86 98
												168	A	Louisiana Tech	62 78
												189	H	New Orleans	64 77
												204	A	SMU	59 65
												239	H	Abilene Christian	75 80
												249	H	Grambling	60 75
												257	H	Nicholls St.	54 61
												273	A	Incarnate Word	66 57
												298	A	Southeastern La.	77 65
												304	H	Northwestern St.	72 67
												330	H	La.-Monroe	65 61
LAST 12 Division I GAMES:															
189	H	New Orleans	64 77	298	A	Southeastern La.	77 65								
239	H	Abilene Christian	75 80	257	H	Nicholls St.	54 61								
304	H	Northwestern St.	72 67	18	A	Baylor	34 95								
273	A	Incarnate Word	66 57	135	A	Louisiana	86 98								
204	A	SMU	59 65	120	H	Tulane	66 70								
168	A	Louisiana Tech	62 78	330	H	La.-Monroe	65 61								

Non-Div I Games: LSU-Alexandria 73 53 Louisiana Col. 84 46 Southern-N. O. 76 61

McNeese

Average RPI Win:	220	WON-LOST	WINNING	LAST 10	STRENGTH OF	OPP. STRENGTH	TEAM	ADJ.	CONF.	ADJ CONF.
Average RPI Loss:	97	RECORD	PCT. RANK	GAMES	SCHEDULE	OF SCHEDULE	RPI	RPI	RPI	RPI
DIV. I ONLY	7- 11	238	6- 4	47	120	157	157	8	8	
DIV. I NON-CONF.	5- 8	220	4- 3	78	201	210	210	7	7	

TOTALS	RPI 1-25	RPI 26-50	W-L RECORDS	RPI 51-100	RPI 101-150	RPI 150+				
7- 11	0- 3	0- 1	OVERALL	1- 1	1- 2	5- 4				
5- 4	0- 1	0- 0	HOME	1- 1	0- 0	4- 2				
2- 4	0- 1	0- 0	AWAY	0- 0	1- 1	1- 2				
0- 3	0- 1	0- 1	NEUTRAL	0- 0	0- 1	0- 0				
5- 8	0- 1	0- 1	NON-CONFERENCE	1- 1	1- 2	3- 3				
4- 3	0- 0	0- 0	HOME	1- 1	0- 0	3- 2				
1- 2	0- 0	0- 0	AWAY	0- 0	1- 1	0- 1				
0- 3	0- 1	0- 1	NEUTRAL	0- 0	0- 1	0- 0				
2- 3	0- 2	0- 0	CONFERENCE	0- 0	0- 0	2- 1				
1- 1	0- 1	0- 0	HOME	0- 0	0- 0	1- 0				
1- 2	0- 1	0- 0	AWAY	0- 0	0- 0	1- 1				
0- 0	0- 0	0- 0	NEUTRAL	0- 0	0- 0	0- 0				

RPI	S	Opponent	Score	RPI	S	Opponent	Score	RPI	S	Opponent	Score	RPI	S	Opponent	Score	Team's RPI: 157
1	A	UConn	49 97	29	N	DePaul	67 81	81	H	UAB	64 62	124	A	Vanderbilt	71 60	
7	N	Ohio St.	69 100					88	H	IUPUI	57 80	126	N	Kent St.	55 70	
22	H	South Fla.	62 81									130	A	Little Rock	57 86	
												154	H	Illinois	47 63	
												166	H	Southern Ill.	56 68	
												168	A	Louisiana Tech	40 65	
												176	A	Wichita St.	61 69	
												177	A	Tulsa	69 48	
												249	H	Grambling	57 48	
												253	H	East Carolina	72 36	
												313	H	Jackson St.	64 53	
												341	H	Tennessee St.	79 75	
LAST 12 Division I GAMES:																
176	A	Wichita St.	61 69	22	H	South Fla.	62 81	177	A	Tulsa	69 48					
253	H	East Carolina	72 36	81	H	UAB	64 62									
1	A	UConn	49 97	154	H	Illinois	47 63									
249	H	Grambling	57 48	88	H	IUPUI	57 80									
313	H	Jackson St.	64 53	126	N	Kent St.	55 70									
124	A	Vanderbilt	71 60													

Non-Div I Games:

Memphis

Average RPI Win:	218	WON-LOST	WINNING	LAST 10	STRENGTH OF	OPP. STRENGTH	TEAM	ADJ.	CONF.	ADJ CONF.
Average RPI Loss:	35	RECORD	PCT. RANK	GAMES	SCHEDULE	OF SCHEDULE	RPI	RPI	RPI	RPI
DIV. I ONLY	16- 2	7	10- 0	237	178	69	69	17	17	
DIV. I NON-CONF.	13- 2	21	9- 0	256	184	72	72	15	15	

TOTALS	RPI 1-25	RPI 26-50	W-L RECORDS	RPI 51-100	RPI 101-150	RPI 150+				
16- 2	0- 1	0- 1	OVERALL	3- 0	0- 0	13- 0				
6- 1	0- 1	0- 0	HOME	1- 0	0- 0	5- 0				
9- 0	0- 0	0- 0	AWAY	2- 0	0- 0	7- 0				
1- 1	0- 0	0- 1	NEUTRAL	0- 0	0- 0	1- 0				
13- 2	0- 1	0- 1	NON-CONFERENCE	3- 0	0- 0	10- 0				
6- 1	0- 1	0- 0	HOME	1- 0	0- 0	5- 0				
6- 0	0- 0	0- 0	AWAY	2- 0	0- 0	4- 0				
1- 1	0- 0	0- 1	NEUTRAL	0- 0	0- 0	1- 0				
3- 0	0- 0	0- 0	CONFERENCE	0- 0	0- 0	3- 0				
0- 0	0- 0	0- 0	HOME	0- 0	0- 0	0- 0				
3- 0	0- 0	0- 0	AWAY	0- 0	0- 0	3- 0				
0- 0	0- 0	0- 0	NEUTRAL	0- 0	0- 0	0- 0				

RPI 1-25				RPI 26-50				RPI 51-100 Team's RPI: 69				RPI 101+			
RPI	S	Opponent	Score	RPI	S	Opponent	Score	RPI	S	Opponent	Score	RPI	S	Opponent	Score
21	H	Georgia	54 72	49	N	Western Ky.	62 67	55	A	UCF	73 64	155	H	Davidson	69 54
								80	A	North Carolina	97 86	165	A	Furman	86 64
								91	H	George Washington	61 44	169	A	Samford	73 59
												195	A	Charlotte	90 74
												222	A	Fla. Atlantic	66 55
												233	H	Howard	70 44
												255	A	UNC Asheville	67 56
												269	A	Campbell	58 57
												276	A	Wofford	71 46
												308	N	VCU	70 54
												328	H	Ga. Southern	72 45
												340	H	South Carolina St.	74 53
												343	H	Winthrop	93 45

LAST 12 Division I GAMES:															
				276	A	Wofford	71 46	169	A	Samford	73 59				
				195	A	Charlotte	90 74	165	A	Furman	86 64				
				80	A	North Carolina	97 86	255	A	UNC Asheville	67 56				
				233	H	Howard	70 44	91	H	George Washington	61 44				
				340	H	South Carolina St.	74 53	155	H	Davidson	69 54				
				343	H	Winthrop	93 45	269	A	Campbell	58 57				

Non-Div I Games:

Mercer

Average RPI	Win:	177	WON-LOST	WINNING	LAST 10	STRENGTH OF	OPP. STRENGTH	TEAM	ADJ.	CONF.	ADJ CONF.
Average RPI	Loss:	48	RECORD	PCT. RANK	GAMES	SCHEDULE	OF SCHEDULE	RPI	RPI	RPI	RPI
DIV. I ONLY		12- 6		84	7- 3	54	39	77	77	1	1
DIV. I NON-CONF.		10- 3		51	6- 1	171	105	94	94	1	1

TOTALS	RPI 1-25		RPI 26-50		W-L RECORDS	RPI 51-100		RPI 101-150		RPI 150+	
12- 6	1- 2		1- 2		OVERALL	1- 0		2- 2		7- 0	
9- 3	1- 0		1- 2		HOME	1- 0		1- 1		5- 0	
1- 3	0- 2		0- 0		AWAY	0- 0		1- 1		0- 0	
2- 0	0- 0		0- 0		NEUTRAL	0- 0		0- 0		2- 0	
10- 3	0- 0		1- 2		NON-CONFERENCE	1- 0		1- 1		7- 0	
8- 2	0- 0		1- 2		HOME	1- 0		1- 0		5- 0	
0- 1	0- 0		0- 0		AWAY	0- 0		0- 1		0- 0	
2- 0	0- 0		0- 0		NEUTRAL	0- 0		0- 0		2- 0	
2- 3	1- 2		0- 0		CONFERENCE	0- 0		1- 1		0- 0	
1- 1	1- 0		0- 0		HOME	0- 0		0- 1		0- 0	
1- 2	0- 2		0- 0		AWAY	0- 0		1- 0		0- 0	
0- 0	0- 0		0- 0		NEUTRAL	0- 0		0- 0		0- 0	

RPI	S	Opponent	Score	RPI	S	Opponent	Score	RPI	S	Opponent	Score	RPI	S	Opponent	Score
2	A	Notre Dame	76 83	30	H	Michigan St.	67 57	98	H	Maine	80 70	102	H	Wake Forest	50 61
6	A	Florida St.	67 105	34	H	St. John's (NY)	64 74					107	H	Kentucky	65 54
17	H	Duke	51 48	35	H	Maryl and	71 79					111	A	Colorado	61 67
												123	A	Clemson	72 60
												166	N	Southern Ill.	75 65
												189	H	New Orleans	76 46
												215	H	Bethune-Cookman	85 39
												271	N	Sacramento St.	82 56
												286	H	FIU	77 69
												307	H	Alabama St.	79 31
												317	H	Vermont	73 49

LAST 12 Division I GAMES:															
102	H	Wake Forest	50 61	123	A	Clemson	72 60								
2	A	Notre Dame	76 83	6	A	Florida St.	67 105								
17	H	Duke	51 48	307	H	Alabama St.	79 31								
215	H	Bethune-Cookman	85 39	107	H	Kentucky	65 54								
166	N	Southern Ill.	75 65	34	H	St. John's (NY)	64 74								
271	N	Sacramento St.	82 56	30	H	Michigan St.	67 57								

Non-Div I Games:

Mi ami (FL)

Average RPI Loss: 93

DIV. I ONLY	10- 7	119	6- 4	136	217	121	121	7	7
DIV. I NON-CONF.	8- 3	65	6- 0	260	306	104	104	8	8
TOTALS	RPI 1-25	RPI 26-50	W-L RECORDS	RPI 51-100	RPI 101-150	RPI 150+			
10- 7	0- 0	0- 4	OVERALL	1- 0	2- 2	7- 1			
7- 2	0- 0	0- 1	HOME	0- 0	2- 0	5- 1			
2- 5	0- 0	0- 3	AWAY	1- 0	0- 2	1- 0			
1- 0	0- 0	0- 0	NEUTRAL	0- 0	0- 0	1- 0			
8- 3	0- 0	0- 1	NON-CONFERENCE	1- 0	1- 2	6- 0			
5- 0	0- 0	0- 0	HOME	0- 0	1- 0	4- 0			
2- 3	0- 0	0- 1	AWAY	1- 0	0- 2	1- 0			
1- 0	0- 0	0- 0	NEUTRAL	0- 0	0- 0	1- 0			
2- 4	0- 0	0- 3	CONFERENCE	0- 0	1- 0	1- 1			
2- 2	0- 0	0- 1	HOME	0- 0	1- 0	1- 1			
0- 2	0- 0	0- 2	AWAY	0- 0	0- 0	0- 0			
0- 0	0- 0	0- 0	NEUTRAL	0- 0	0- 0	0- 0			

RPI 1-25				RPI 26-50				RPI 51-100				RPI 101+				Team's RPI: 121	
RPI	S	Opponent	Score	RPI	S	Opponent	Score	RPI	S	Opponent	Score	RPI	S	Opponent	Score		
				27	A	Buffalo	67 72	88	A	IUPUI	96 83	113	H	Northern Ill.	67 65		
				39	A	Ball St.	61 86					147	A	Loyola Marymount	71 84		
				40	H	Central Mich.	66 84					148	H	Jacksonville St.	58 55		
				44	A	Purdue	66 75					149	A	Cincinnati	62 73		
												208	H	Eastern Mich.	59 74		
												210	N	Denver	69 52		
												234	H	Akron	75 67		
												250	H	Valparaiso	77 68		
												287	H	Detroit Mercy	91 64		
												301	A	Indiana St.	68 56		
												314	H	Canisius	72 47		
												332	H	Florida A&M	73 33		
LAST 12 Division I GAMES:																	
				27	A	Buffalo	67 72	234	H	Akron	75 67						
				40	H	Central Mich.	66 84	208	H	Eastern Mich.	59 74						
				39	A	Ball St.	61 86	148	H	Jacksonville St.	58 55						
				113	H	Northern Ill.	67 65	88	A	IUPUI	96 83						
				332	H	Florida A&M	73 33	314	H	Canisius	72 47						
				301	A	Indiana St.	68 56	210	N	Denver	69 52						

Mi ami (OH)

Average RPI Win:	152	WON-LOST	WINNING	LAST 10	STRENGTH OF	OPP. STRENGTH	TEAM	ADJ.	CONF.	ADJ CONF.
Average RPI Loss:	11	RECORD	PCT. RANK	GAMES	SCHEDULE	OF SCHEDULE	RPI	RPI	RPI	RPI
DIV. I ONLY	16- 4	31	8- 2	46	20	25	25	3	3	
DIV. I NON-CONF.	11- 2	23	5- 0	128	58	42	42	4	4	

TOTALS	RPI 1-25	RPI 26-50	W-L RECORDS	RPI 51-100	RPI 101-150	RPI 150+				
16- 4	2- 3	0- 1	OVERALL	4- 0	4- 0	6- 0				
10- 2	1- 2	0- 0	HOME	2- 0	4- 0	3- 0				
6- 2	1- 1	0- 1	AWAY	2- 0	0- 0	3- 0				
0- 0	0- 0	0- 0	NEUTRAL	0- 0	0- 0	0- 0				
11- 2	1- 2	0- 0	NON-CONFERENCE	1- 0	4- 0	5- 0				
8- 1	1- 1	0- 0	HOME	0- 0	4- 0	3- 0				
3- 1	0- 1	0- 0	AWAY	1- 0	0- 0	2- 0				
0- 0	0- 0	0- 0	NEUTRAL	0- 0	0- 0	0- 0				
5- 2	1- 1	0- 1	CONFERENCE	3- 0	0- 0	1- 0				
2- 1	0- 1	0- 0	HOME	2- 0	0- 0	0- 0				
3- 1	1- 0	0- 1	AWAY	1- 0	0- 0	1- 0				
0- 0	0- 0	0- 0	NEUTRAL	0- 0	0- 0	0- 0				

RPI	S	Opponent	Score	RPI	S	Opponent	Score	RPI	S	Opponent	Score	RPI	S	Opponent	Score
2	H	Notre Dame	63 83	31	A	Iowa	72 82	72	A	Nebraska	69 64	110	H	George Mason	75 61
4	A	Louisville	49 74					78	H	Indiana	84 79	126	H	Kent St.	54 41
7	A	Ohio St.	84 75					83	H	Penn St.	89 69	145	H	Liberty	74 50
7	H	Ohio St.	71 78					84	A	Ohio	74 61	150	H	Oakland	78 69
16	H	Marquette	82 76									188	A	Wisconsin	80 57

LAST 12 Division I GAMES:															
78	H	Indiana	84 79	7	A	Ohio St.	84 75								
7	H	Ohio St.	71 78	72	A	Nebraska	69 64								
188	A	Wisconsin	80 57	295	H	Fort Wayne	77 45								
31	A	Iowa	72 82	223	H	North Florida	79 34								
83	H	Penn St.	89 69	126	H	Kent St.	54 41								
319	H	Delaware St.	105 36	16	H	Marquette	82 76								

Non-Div I Games:

Michigan

Average RPI Win:	235	WON-LOST	WINNING	LAST 10	STRENGTH OF	OPP. STRENGTH	TEAM	ADJ.	CONF.	ADJ CONF.
Average RPI Loss:	63	RECORD	PCT. RANK	GAMES	SCHEDULE	OF SCHEDULE	RPI	RPI	RPI	RPI
DIV. I ONLY	10- 7	119	5- 5	185	108	109	109	18	18	
DIV. I NON-CONF.	8- 5	112	4- 4	247	83	120	120	19	19	

TOTALS	RPI 1-25	RPI 26-50	W-L RECORDS	RPI 51-100	RPI 101-150	RPI 150+				
10- 7	0- 1	0- 2	OVERALL	0- 3	3- 1	7- 0				
5- 1	0- 0	0- 0	HOME	0- 1	1- 0	4- 0				
4- 5	0- 1	0- 1	AWAY	0- 2	2- 1	2- 0				
1- 1	0- 0	0- 1	NEUTRAL	0- 0	0- 0	1- 0				
8- 5	0- 1	0- 1	NON-CONFERENCE	0- 2	2- 1	6- 0				
5- 0	0- 0	0- 0	HOME	0- 0	1- 0	4- 0				
2- 4	0- 1	0- 0	AWAY	0- 2	1- 1	1- 0				
1- 1	0- 0	0- 1	NEUTRAL	0- 0	0- 0	1- 0				
2- 2	0- 0	0- 1	CONFERENCE	0- 1	1- 0	1- 0				
0- 1	0- 0	0- 0	HOME	0- 1	0- 0	0- 0				
2- 1	0- 0	0- 1	AWAY	0- 0	1- 0	1- 0				
0- 0	0- 0	0- 0	NEUTRAL	0- 0	0- 0	0- 0				

RPI 1-25				RPI 26-50				RPI 51-100				RPI 101+				Team's RPI: 109
RPI	S	Opponent	Score	RPI	S	Opponent	Score	RPI	S	Opponent	Score	RPI	S	Opponent	Score	
4	A	Louisville	26 80	32	N	Southern California	57 72	63	A	Georgia Tech	45 48	107	H	Kentucky	62 57	
				49	A	Western Ky.	43 57	81	H	UAB	51 59	120	A	Tulane	44 62	
								92	A	Ole Miss	56 65	124	A	Vanderbilt	65 54	
												140	A	UTEP	54 45	
												229	H	Troy	73 57	
												246	H	Lipscomb	72 48	
												255	A	UNC Asheville	72 57	
												302	A	UTSA	62 47	
												314	N	Canisius	55 45	
												315	H	Coppin St.	69 39	
												318	H	Tennessee Tech	58 44	

LAST 12 Division I GAMES:																
				81	H	UAB	51 59	140	A	UTEP	54 45					
				49	A	Western Ky.	43 57	302	A	UTSA	62 47					
				107	H	Kentucky	62 57	229	H	Troy	73 57					
				314	N	Canisius	55 45	4	A	Louisville	26 80					
				32	N	Southern California	57 72	315	H	Coppin St.	69 39					
				120	A	Tulane	44 62	63	A	Georgia Tech	45 48					

Non-Div I Games:

Middle Tenn.

Average RPI Win:	238	WON-LOST	WINNING	LAST 10	STRENGTH OF	OPP. STRENGTH	TEAM	ADJ.	CONF.	ADJ CONF.
Average RPI Loss:	57	RECORD	PCT. RANK	GAMES	SCHEDULE	OF SCHEDULE	RPI	RPI	RPI	RPI
DIV. I ONLY	13- 5	62	7- 3	222	140	89	89	11	11	
DIV. I NON-CONF.	9- 3	61	5- 1	275	123	107	107	10	10	

TOTALS	RPI 1-25	RPI 26-50	W-L RECORDS	RPI 51-100	RPI 101-150	RPI 150+				
13- 5	0- 2	0- 1	OVERALL	0- 1	2- 1	11- 0				
5- 1	0- 1	0- 0	HOME	0- 0	1- 0	4- 0				
7- 3	0- 1	0- 0	AWAY	0- 1	1- 1	6- 0				
1- 1	0- 0	0- 1	NEUTRAL	0- 0	0- 0	1- 0				
9- 3	0- 1	0- 1	NON-CONFERENCE	0- 0	1- 1	8- 0				
3- 1	0- 1	0- 0	HOME	0- 0	0- 0	3- 0				
5- 1	0- 0	0- 0	AWAY	0- 0	1- 1	4- 0				
1- 1	0- 0	0- 1	NEUTRAL	0- 0	0- 0	1- 0				
4- 2	0- 1	0- 0	CONFERENCE	0- 1	1- 0	3- 0				
2- 0	0- 0	0- 0	HOME	0- 0	1- 0	1- 0				
2- 2	0- 1	0- 0	AWAY	0- 1	0- 0	2- 0				
0- 0	0- 0	0- 0	NEUTRAL	0- 0	0- 0	0- 0				

RPI 1-25				RPI 26-50				RPI 51-100				RPI 101+			
RPI	S	Opponent	Score	RPI	S	Opponent	Score	RPI	S	Opponent	Score	RPI	S	Opponent	Score
12	A	Green Bay	29 52	42	N	Houston	59 74	86	A	Wright St.	51 56	105	H	Cleveland St.	79 72
16	H	Marquette	68 83									114	A	Western Ill.	77 67
												128	A	Drake	73 77
												161	A	Northwestern	66 57
												188	A	Wisconsin	67 64
												236	N	CSUN	58 50
												245	H	Illinois St.	61 59
												262	H	Youngstown St.	62 61
												267	A	Northern Ky.	52 49
												270	H	North Dakota St.	74 38
												284	H	Loyola Chicago	63 41
												295	A	Fort Wayne	60 48
												327	A	Ill. -Chicago	76 53
												336	A	Chicago St.	84 59

Team's RPI: 89															
LAST 12 Division I GAMES:															
105	H	Cleveland St.	79 72	327	A	Ill. -Chicago	76 53	12	A	Green Bay	29 52	262	H	Youngstown St.	62 61
86	A	Wright St.	51 56	188	A	Wisconsin	67 64	267	A	Northern Ky.	52 49	295	A	Fort Wayne	60 48
267	A	Northern Ky.	52 49	245	H	Illinois St.	61 59	336	A	Chicago St.	84 59	161	A	Northwestern	66 57
336	A	Chicago St.	84 59	161	A	Northwestern	66 57	16	H	Marquette	68 83				
16	H	Marquette	68 83												

Non-Div I Games:

Milwaukee

Average RPI Win: 168		WON-LOST	WINNING	LAST 10	STRENGTH OF	OPP. STRENGTH	TEAM	ADJ.	CONF.	ADJ CONF.
Average RPI Loss: 72		RECORD	PCT. RANK	GAMES	SCHEDULE	OF SCHEDULE	RPI	RPI	RPI	RPI
DIV. I ONLY		14- 5	55	6- 4	94	68	51	51	3	3
DIV. I NON-CONF.		11- 2	23	4- 2	244	147	56	56	4	4

TOTALS		RPI 1-25		RPI 26-50	W-L RECORDS		RPI 51-100	RPI 101-150	RPI 150+	
14- 5	0- 2			1- 0	OVERALL		1- 2	3- 0	9- 1	
8- 1	0- 0			1- 0	HOME		0- 1	1- 0	6- 0	
5- 4	0- 2			0- 0	AWAY		1- 1	1- 0	3- 1	
1- 0	0- 0			0- 0	NEUTRAL		0- 0	1- 0	0- 0	
11- 2	0- 0			0- 0	NON-CONFERENCE		0- 1	3- 0	8- 1	
7- 0	0- 0			0- 0	HOME		0- 0	1- 0	6- 0	
3- 2	0- 0			0- 0	AWAY		0- 1	1- 0	2- 1	
1- 0	0- 0			0- 0	NEUTRAL		0- 0	1- 0	0- 0	
3- 3	0- 2			1- 0	CONFERENCE		1- 1	0- 0	1- 0	
1- 1	0- 0			1- 0	HOME		0- 1	0- 0	0- 0	
2- 2	0- 2			0- 0	AWAY		1- 0	0- 0	1- 0	
0- 0	0- 0			0- 0	NEUTRAL		0- 0	0- 0	0- 0	

RPI	S	Opponent	Score	RPI	S	Opponent	Score	RPI	S	Opponent	Score	RPI	S	Opponent	Score
7	A	Ohio St.	75 91	30	H	Michigan St.	83 77	72	H	Nebraska	74 79	102	N	Wake Forest	93 81
10	A	Rutgers	70 80					80	A	North Carolina	83 88	106	A	UNLV	79 72
								83	A	Penn St.	91 71	137	H	Xavier	74 62
												158	A	Georgetown	73 63
												159	H	Boston College	78 68
												161	A	Northwestern	90 63
												164	H	Lehigh	107 73
												191	A	San Diego	69 72
												193	H	Cal Poly	112 68
												208	H	Eastern Mich.	80 56
												224	H	UC Riverside	101 75
												308	H	VCU	108 63
												325	A	Rhode Island	82 60

LAST 12 Division I GAMES:															
30	H	Michigan St.	83 77	10	A	Rutgers	70 80	83	A	Penn St.	91 71	191	A	San Diego	69 72
7	A	Ohio St.	75 91					158	A	Georgetown	73 63	208	H	Eastern Mich.	80 56
72	H	Nebraska	74 79					80	A	North Carolina	83 88				
161	A	Northwestern	90 63												
224	H	UC Riverside	101 75												
193	H	Cal Poly	112 68												

Non-Div I Games:

Minnesota

Average RPI Win:	102	WON-LOST	WINNING	LAST 10	STRENGTH OF	OPP. STRENGTH	TEAM	ADJ.	CONF.	ADJ CONF.
Average RPI Loss:	0	RECORD	PCT. RANK	GAMES	SCHEDULE	OF SCHEDULE	RPI	RPI	RPI	RPI
DIV. I ONLY	19- 0	1	10- 0	13	26	3	3	2	2	
DIV. I NON-CONF.	14- 0	1	7- 0	40	23	3	3	2	2	

TOTALS	RPI 1-25	RPI 26-50	W-L RECORDS	RPI 51-100	RPI 101-150	RPI 150+				
19- 0	5- 0	3- 0	OVERALL	4- 0	3- 0	4- 0				
11- 0	1- 0	2- 0	HOME	4- 0	1- 0	3- 0				
3- 0	1- 0	1- 0	AWAY	0- 0	1- 0	0- 0				
5- 0	3- 0	0- 0	NEUTRAL	0- 0	1- 0	1- 0				
14- 0	4- 0	2- 0	NON-CONFERENCE	1- 0	3- 0	4- 0				
8- 0	1- 0	2- 0	HOME	1- 0	1- 0	3- 0				
1- 0	0- 0	0- 0	AWAY	0- 0	1- 0	0- 0				
5- 0	3- 0	0- 0	NEUTRAL	0- 0	1- 0	1- 0				
5- 0	1- 0	1- 0	CONFERENCE	3- 0	0- 0	0- 0				
3- 0	0- 0	0- 0	HOME	3- 0	0- 0	0- 0				
2- 0	1- 0	1- 0	AWAY	0- 0	0- 0	0- 0				
0- 0	0- 0	0- 0	NEUTRAL	0- 0	0- 0	0- 0				

RPI	S	Opponent	Score	RPI	S	Opponent	Score	RPI	S	Opponent	Score	RPI	S	Opponent	Score
5	H	Oregon	90 79	43	H	Oklahoma St.	79 76	62	H	Alabama	75 61	106	A	UNLV	103 63
12	N	Green Bay	67 46	45	H	Virginia	68 53	66	H	Arkansas	111 69	130	H	Little Rock	86 48
19	N	Syracuse	76 65	48	A	LSU	83 70	92	H	Ole Miss	76 45	135	N	Louisiana	94 37
21	A	Georgia	86 62					98	H	Maine	83 43	173	N	Columbia	90 54
23	N	Arizona St.	65 57									205	H	Southern Miss.	91 56
												312	H	Georgia St.	106 50
												344	H	Mississippi Val.	112 36

LAST 12 Division I GAMES:															
48	A	LSU	83 70	62	H	Alabama	75 61	5	H	Oregon	90 79	130	H	Little Rock	86 48
66	H	Arkansas	111 69	92	H	Ole Miss	76 45	130	H	Little Rock	86 48	43	H	Oklahoma St.	79 76
21	A	Georgia	86 62	98	H	Maine	83 43	5	H	Oregon	90 79				
344	H	Mississippi Val.	112 36												
19	N	Syracuse	76 65												
106	A	UNLV	103 63												

Non-Div I Games:

Mississippi St.

Average RPI Win:	0	WON-LOST	WINNING	LAST 10	STRENGTH OF	OPP. STRENGTH	TEAM	ADJ.	CONF.	ADJ CONF.
Average RPI Loss:	190	RECORD	PCT. RANK	GAMES	SCHEDULE	OF SCHEDULE	RPI	RPI	RPI	RPI
DIV. I ONLY	0- 17	345	0- 10	245	261	344	344	32	32	
DIV. I NON-CONF.	0- 12	337	0- 7	90	194	307	307	32	32	

TOTALS	RPI 1-25	RPI 26-50	W-L RECORDS	RPI 51-100	RPI 101-150	RPI 150+				
0- 17	0- 1	0- 2	OVERALL	0- 2	0- 2	0- 10				
0- 4	0- 0	0- 0	HOME	0- 0	0- 0	0- 4				
0- 8	0- 0	0- 0	AWAY	0- 0	0- 0	0- 0				
0- 5	0- 0	0- 1	NEUTRAL	0- 1	0- 1	0- 2				
0- 12	0- 1	0- 2	NON-CONFERENCE	0- 2	0- 2	0- 5				
0- 1	0- 0	0- 0	HOME	0- 0	0- 0	0- 1				
0- 6	0- 1	0- 1	AWAY	0- 1	0- 1	0- 2				
0- 5	0- 0	0- 1	NEUTRAL	0- 1	0- 1	0- 2				
0- 5	0- 0	0- 0	CONFERENCE	0- 0	0- 0	0- 5				
0- 3	0- 0	0- 0	HOME	0- 0	0- 0	0- 3				
0- 2	0- 0	0- 0	AWAY	0- 0	0- 0	0- 2				
0- 0	0- 0	0- 0	NEUTRAL	0- 0	0- 0	0- 0				

RPI 1-25				RPI 26-50				RPI 51-100				RPI 101+ Team's RPI: 344			
RPI	S	Opponent	Score	RPI	S	Opponent	Score	RPI	S	Opponent	Score	RPI	S	Opponent	Score
3	A	Mississippi St.	36 112	30	N	Michigan St.	64 83	65	N	Dayton	46 65	111	A	Colorado	48 85
				49	A	Western Ky.	48 87	81	A	UAB	72 87	128	N	Drake	60 96
												205	A	Southern Miss.	69 84
												207	H	Southern U.	54 70
												257	H	Nicholls St.	57 62
												265	A	Alabama A&M	48 65
												289	H	Alcorn	70 76
												294	N	Massachusetts	46 85
												302	N	UTSA	55 68
												306	A	Murray St.	63 64
												307	A	Alabama St.	41 76
												338	H	Ark. -Pine Bluff	59 64
LAST 12 Division I GAMES:															
265	A	Alabama A&M	48 65	207	H	Southern U.	54 70								
307	A	Alabama St.	41 76	289	H	Alcorn	70 76								
338	H	Ark. -Pine Bluff	59 64	306	A	Murray St.	63 64								
3	A	Mississippi St.	36 112	257	H	Nicholls St.	57 62								
30	N	Michigan St.	64 83	49	A	Western Ky.	48 87								
65	N	Dayton	46 65	294	N	Massachusetts	46 85								

Non-Di v I Games:

M
i
s
s
o
u
r
i

Missouri				Through Games Of Jan. 17, 2018											
Average RPI	Win:	113	WON-LOST	WINNING	LAST 10	STRENGTH OF	OPP. STRENGTH	TEAM	ADJ.	CONF.	ADJ CONF.				
Average RPI	Loss:	49	RECORD	PCT. RANK	GAMES	SCHEDULE	OF SCHEDULE	RPI	RPI	RPI	RPI				
DIV. I ONLY	15- 2	11	9- 1	44	10	14	14	2	2						
DIV. I NON-CONF.	12- 1	7	8- 0	73	12	13	13	2	2						

TOTALS	RPI 1-25		RPI 26-50		W-L RECORDS	RPI 51-100		RPI 101-150		RPI 150+					
15- 2	2- 0		1- 2		OVERALL	4- 0		4- 0		4- 0					
7- 1	1- 0		0- 1		HOME	2- 0		1- 0		3- 0					
4- 0	1- 0		0- 0		AWAY	1- 0		2- 0		0- 0					
4- 1	0- 0		1- 1		NEUTRAL	1- 0		1- 0		1- 0					
12- 1	1- 0		1- 1		NON-CONFERENCE	3- 0		3- 0		4- 0					
6- 0	0- 0		0- 0		HOME	2- 0		1- 0		3- 0					
2- 0	1- 0		0- 0		AWAY	0- 0		1- 0		0- 0					
4- 1	0- 0		1- 1		NEUTRAL	1- 0		1- 0		1- 0					
3- 1	1- 0		0- 1		CONFERENCE	1- 0		1- 0		0- 0					
1- 1	1- 0		0- 1		HOME	0- 0		0- 0		0- 0					
2- 0	0- 0		0- 0		AWAY	1- 0		1- 0		0- 0					
0- 0	0- 0		0- 0		NEUTRAL	0- 0		0- 0		0- 0					

RPI 1-25 Team's RPI: 14				RPI 26-50				RPI 51-100				RPI 101+			
RPI	S	Opponent	Score	RPI	S	Opponent	Score	RPI	S	Opponent	Score	RPI	S	Opponent	Score
13	H	South Carolina	83 74	48	H	LSU	65 69	62	A	Al abama	62 56	115	H	Saint Loui s	70 58
24	A	Cal i forn i a	55 52	49	N	Western Ky.	76 79	68	H	Kansas St.	73 59	117	A	Missouri St.	69 59
				50	N	Qui nni pi ac	66 51	78	N	Indi ana	75 55	124	A	Vanderbi l t	81 70
								86	H	Wri ght St.	82 80	137	N	Xavi er	74 48
												154	H	Ill i noi s	72 55
												156	H	SIUE	78 48
												189	H	New Orleans	81 45
												315	N	Coppi n St.	73 50

LAST 12 Division I GAMES:															
48	H	LSU	65 69	124	A	Vanderbi l t	81 70								
62	A	Al abama	62 56	13	H	South Caroli na	83 74								
154	H	Ill i noi s	72 55	115	H	Saint Loui s	70 58								
137	N	Xavi er	74 48	189	H	New Orleans	81 45								
78	N	Indi ana	75 55	68	H	Kansas St.	73 59								
156	H	SIUE	78 48	24	A	Cal i forn i a	55 52								

M
i
s
s
o
u
r
i

Non-Div I Games:

Missouri

Average RPI Win:	225	WON-LOST	WINNING	LAST 10	STRENGTH OF	OPP. STRENGTH	TEAM	ADJ.	CONF.	ADJ CONF.
Average RPI Loss:	86	RECORD	PCT. RANK	GAMES	SCHEDULE	OF SCHEDULE	RPI	RPI	RPI	RPI
DIV. I ONLY	8- 8	162	8- 2	99	148	117	117	24	24	
DIV. I NON-CONF.	3- 7	254	3- 3	15	76	159	159	21	21	

TOTALS	RPI 1-25	RPI 26-50	W-L RECORDS	RPI 51-100	RPI 101-150	RPI 150+				
8- 8	0- 2	0- 1	OVERALL	0- 1	0- 3	8- 1				
4- 2	0- 1	0- 0	HOME	0- 0	0- 1	4- 0				
4- 4	0- 0	0- 1	AWAY	0- 1	0- 1	4- 1				
0- 2	0- 1	0- 0	NEUTRAL	0- 0	0- 1	0- 0				
3- 7	0- 2	0- 1	NON-CONFERENCE	0- 1	0- 2	3- 1				
3- 1	0- 1	0- 0	HOME	0- 0	0- 0	3- 0				
0- 4	0- 0	0- 1	AWAY	0- 1	0- 1	0- 1				
0- 2	0- 1	0- 0	NEUTRAL	0- 0	0- 1	0- 0				
5- 1	0- 0	0- 0	CONFERENCE	0- 0	0- 1	5- 0				
1- 1	0- 0	0- 0	HOME	0- 0	0- 1	1- 0				
4- 0	0- 0	0- 0	AWAY	0- 0	0- 0	4- 0				
0- 0	0- 0	0- 0	NEUTRAL	0- 0	0- 0	0- 0				

RPI 1-25				RPI 26-50				RPI 51-100				RPI 101+				Team's RPI: 117
RPI	S	Opponent	Score	RPI	S	Opponent	Score	RPI	S	Opponent	Score	RPI	S	Opponent	Score	
14	H	Missouri	59 69	39	A	Ball St.	58 70	62	A	Alabama	61 65	118	N	Penn	60 65	
18	N	Baylor	58 100									128	H	Drake	68 80	
												130	A	Little Rock	51 63	
												161	H	Northwestern	90 59	
												176	A	Wichita St.	58 72	
												176	H	Wichita St.	94 71	
												180	A	Bradley	71 65	
												194	H	UNI	62 52	
												199	H	Oral Roberts	76 66	
												245	A	Illinois St.	56 50	
												301	A	Indiana St.	77 63	
												347	A	Evansville	95 65	

LAST 12 Division I GAMES:																
194	H	UNI	62 52	180	A	Bradley	71 65									
128	H	Drake	68 80	245	A	Illinois St.	56 50									
347	A	Evansville	95 65	199	H	Oral Roberts	76 66									
301	A	Indiana St.	77 63	176	H	Wichita St.	94 71									
62	A	Alabama	61 65	130	A	Little Rock	51 63									
161	H	Northwestern	90 59	176	A	Wichita St.	58 72									

Non-Div I Games: Central Mo. 62 36

Missouri St.

■ Loss,
 ■ Non-Conf, S Site,
 ■ Home
 ■ Away
 N Neutral

Average RPI Win:	288	WON-LOST	WINNING	LAST 10	STRENGTH OF	OPP. STRENGTH	TEAM	ADJ.	CONF.	ADJ CONF.
Average RPI Loss:	143	RECORD	PCT. RANK	GAMES	SCHEDULE	OF SCHEDULE	RPI	RPI	RPI	RPI
DIV. I ONLY	4- 11	286	3- 7	162	271	258	258	25	25	
DIV. I NON-CONF.	2- 9	295	1- 7	42	265	241	241	25	25	

TOTALS	RPI 1-25	RPI 26-50	W-L RECORDS	RPI 51-100	RPI 101-150	RPI 150+				
4- 11	0- 0	0- 1	OVERALL	0- 3	0- 3	4- 4				
2- 4	0- 0	0- 1	HOME	0- 2	0- 0	2- 1				
1- 7	0- 0	0- 0	AWAY	0- 1	0- 3	1- 3				
1- 0	0- 0	0- 0	NEUTRAL	0- 0	0- 0	1- 0				
2- 9	0- 0	0- 1	NON-CONFERENCE	0- 3	0- 3	2- 2				
1- 4	0- 0	0- 1	HOME	0- 2	0- 0	1- 1				
0- 5	0- 0	0- 0	AWAY	0- 1	0- 3	0- 1				
1- 0	0- 0	0- 0	NEUTRAL	0- 0	0- 0	1- 0				
2- 2	0- 0	0- 0	CONFERENCE	0- 0	0- 0	2- 2				
1- 0	0- 0	0- 0	HOME	0- 0	0- 0	1- 0				
1- 2	0- 0	0- 0	AWAY	0- 0	0- 0	1- 2				
0- 0	0- 0	0- 0	NEUTRAL	0- 0	0- 0	0- 0				

RPI S Opponent	RPI S Opponent	RPI S Opponent	RPI S Opponent	Team's RPI: 258
	46 H Albany (NY)	54 H Virginia Tech	116 A Jacksonville	65 74
		85 A Navy	123 A Clemson	54 57
		91 H George Washington	142 A Robert Morris	38 56
			164 H Lehigh	57 75
			184 A Marist	46 69
			223 N North Florida	67 57
			266 H Sacred Heart	69 64
			277 A Fairfield	55 61
			292 A Fairleigh Dickinson	61 78
			329 H Saint Peter's	51 44
			335 A Iona	62 56
LAST 12 Division I GAMES:				
277 A Fairfield	55 61	335 A Iona	62 56	
184 A Marist	46 69	329 H Saint Peter's	51 44	
91 H George Washington	45 59	85 A Navy	49 73	
54 H Virginia Tech	34 84	223 N North Florida	67 57	
292 A Fairleigh Dickinson	61 78	116 A Jacksonville	65 74	
142 A Robert Morris	38 56	123 A Clemson	54 57	

Non-Div I Games:

Monmouth

Average RPI	Win: 250	WON-LOST RECORD	WINNING PCT. RANK	LAST 10 GAMES	STRENGTH OF SCHEDULE	OPP. STRENGTH OF SCHEDULE	TEAM RPI	ADJ. RPI	CONF. RPI	ADJ. CONF. RPI
Average RPI	Loss: 124									
DIV. I ONLY	8- 8	162	6- 3	266	173	241	241	19	19	
DIV. I NON-CONF.	3- 7	254	3- 2	206	217	288	288	16	16	

TOTALS	RPI 1-25	RPI 26-50	W-L RECORDS	RPI 51-100	RPI 101-150	RPI 150+				
8- 8	0- 1	0- 1	OVERALL	0- 2	2- 1	6- 3				
7- 3	0- 0	0- 0	HOME	0- 1	2- 1	5- 1				
1- 3	0- 0	0- 1	AWAY	0- 1	0- 0	1- 1				
0- 2	0- 1	0- 0	NEUTRAL	0- 0	0- 0	0- 1				
3- 7	0- 1	0- 0	NON-CONFERENCE	0- 2	1- 1	2- 3				
3- 3	0- 0	0- 0	HOME	0- 1	1- 1	2- 1				
0- 2	0- 0	0- 0	AWAY	0- 1	0- 0	0- 1				
0- 2	0- 1	0- 0	NEUTRAL	0- 0	0- 0	0- 1				
5- 1	0- 0	0- 1	CONFERENCE	0- 0	1- 0	4- 0				
4- 0	0- 0	0- 0	HOME	0- 0	1- 0	3- 0				
1- 1	0- 0	0- 1	AWAY	0- 0	0- 0	1- 0				
0- 0	0- 0	0- 0	NEUTRAL	0- 0	0- 0	0- 0				

RPI 1-25				RPI 26-50				RPI 51-100				RPI 101+ Team's RPI: 241			
RPI	S	Opponent	Score	RPI	S	Opponent	Score	RPI	S	Opponent	Score	RPI	S	Opponent	Score
16	N	Marquette	68 87	38	A	Northern Colo.	50 68	59	A	Wyoming	62 67	107	H	Kentucky	54 71
								64	H	Gonzaga	55 70	139	H	SFA	60 52
												143	H	Portland St.	69 53
												185	A	North Dakota	54 43
												190	A	Fresno St.	58 61
												220	H	Seattle U	64 78
												271	H	Sacramento St.	68 59
												296	H	Southern Utah	81 71
												301	N	Indiana St.	45 57
												311	H	Cal St. Fullerton	68 47
												324	H	Northern Ariz.	70 62
												331	H	Long Beach St.	67 60

LAST 12 Division I GAMES:															
				38	A	Northern Colo.	50 68	143	H	Portland St.	69 53				
				185	A	North Dakota	54 43	271	H	Sacramento St.	68 59				
				296	H	Southern Utah	81 71	139	H	SFA	60 52				
				324	H	Northern Ariz.	70 62	331	H	Long Beach St.	67 60				
				220	H	Seattle U	64 78	311	H	Cal St. Fullerton	68 47				
				190	A	Fresno St.	58 61	16	N	Marquette	68 87				

Non-Div I Games: Rocky Mountain 54 38

Montana

Average RPI Win:	246	WON-LOST	WINNING	LAST 10	STRENGTH OF	OPP. STRENGTH	TEAM	ADJ.	CONF.	ADJ CONF.
Average RPI Loss:	145	RECORD	PCT. RANK	GAMES	SCHEDULE	OF SCHEDULE	RPI	RPI	RPI	RPI
DIV. I ONLY	7- 8	196	4- 6	273	187	226	226	19	19	
DIV. I NON-CONF.	4- 5	202	3- 3	183	249	172	172	16	16	

TOTALS	RPI 1-25	RPI 26-50	W-L RECORDS	RPI 51-100	RPI 101-150	RPI 150+				
7- 8	0- 0	0- 2	OVERALL	1- 0	1- 2	5- 4				
5- 1	0- 0	0- 0	HOME	1- 0	1- 1	3- 0				
1- 6	0- 0	0- 2	AWAY	0- 0	0- 1	1- 3				
1- 1	0- 0	0- 0	NEUTRAL	0- 0	0- 0	1- 1				
4- 5	0- 0	0- 1	NON-CONFERENCE	1- 0	1- 1	2- 3				
2- 0	0- 0	0- 0	HOME	1- 0	1- 0	0- 0				
1- 4	0- 0	0- 1	AWAY	0- 0	0- 1	1- 2				
1- 1	0- 0	0- 0	NEUTRAL	0- 0	0- 0	1- 1				
3- 3	0- 0	0- 1	CONFERENCE	0- 0	0- 1	3- 1				
3- 1	0- 0	0- 0	HOME	0- 0	0- 1	3- 0				
0- 2	0- 0	0- 1	AWAY	0- 0	0- 0	0- 1				
0- 0	0- 0	0- 0	NEUTRAL	0- 0	0- 0	0- 0				

RPI 1-25				RPI 26-50				RPI 51-100				RPI 101+				Team's RPI: 226	
RPI	S	Opponent	Score	RPI	S	Opponent	Score	RPI	S	Opponent	Score	RPI	S	Opponent	Score		
32	A	Southern Cal i forni a	47 98					59	H	Wyomi ng	50 46	132	A	BYU	54 75		
38	A	Northern Colo.	69 82									139	H	SFA	59 54		
												143	H	Portland St.	60 69		
												183	N	Nevada	53 67		
												185	A	North Dakota	70 79		
												219	A	Hawai i	75 81		
												225	A	Omaha	53 64		
												271	H	Sacramento St.	85 50		
												296	H	Southern Utah	91 71		
												300	N	Utah St.	64 52		
												324	H	Northern Ariz.	81 39		
												331	A	Long Beach St.	62 51		
LAST 12 Division I GAMES:																	
185	A	North Dakota	70 79	271	H	Sacramento St.	85 50										
38	A	Northern Colo.	69 82	143	H	Portland St.	60 69										
324	H	Northern Ariz.	81 39	219	A	Hawai i	75 81										
296	H	Southern Utah	91 71	183	N	Nevada	53 67										
132	A	BYU	54 75	300	N	Utah St.	64 52										
139	H	SFA	59 54	59	H	Wyomi ng	50 46										

Non-Div I Games: Mont. St. Billings 67 47 Providence (MT) 66 31

Montana St.

Average RPI Win:	279	WON-LOST	WINNING	LAST 10	STRENGTH OF	OPP. STRENGTH	TEAM	ADJ.	CONF.	ADJ CONF.
Average RPI Loss:	142	RECORD	PCT. RANK	GAMES	SCHEDULE	OF SCHEDULE	RPI	RPI	RPI	RPI
DIV. I ONLY	11- 6	89	7- 3	345	210	218	218	26	26	
DIV. I NON-CONF.	7- 4	102	5- 1	338	253	226	226	27	27	

TOTALS	RPI 1-25	RPI 26-50	W-L RECORDS	RPI 51-100	RPI 101-150	RPI 150+				
11- 6	0- 0	0- 1	OVERALL	0- 0	0- 2	11- 3				
3- 3	0- 0	0- 0	HOME	0- 0	0- 0	3- 3				
8- 3	0- 0	0- 0	AWAY	0- 0	0- 0	8- 0				
0- 0	0- 0	0- 0	NEUTRAL	0- 0	0- 0	0- 0				
7- 4	0- 0	0- 1	NON-CONFERENCE	0- 0	0- 1	7- 2				
2- 2	0- 0	0- 0	HOME	0- 0	0- 0	2- 2				
5- 2	0- 0	0- 1	AWAY	0- 0	0- 1	5- 0				
0- 0	0- 0	0- 0	NEUTRAL	0- 0	0- 0	0- 0				
4- 2	0- 0	0- 0	CONFERENCE	0- 0	0- 1	4- 1				
1- 1	0- 0	0- 0	HOME	0- 0	0- 0	1- 1				
3- 1	0- 0	0- 0	AWAY	0- 0	0- 1	3- 0				
0- 0	0- 0	0- 0	NEUTRAL	0- 0	0- 0	0- 0				

RPI 1-25				RPI 26-50				RPI 51-100				RPI 101+ Team's RPI: 218			
RPI	S	Opponent	Score	RPI	S	Opponent	Score	RPI	S	Opponent	Score	RPI	S	Opponent	Score
				37	A	West Virginia	56 66					107	A	Kentucky	53 86
												148	A	Jacksonville St.	64 70
												156	H	SIUE	51 66
												166	H	Southern Ill.	85 81
												182	H	Gardner-Webb	60 68
												209	A	Southeast Mo. St.	59 56
												223	H	North Florida	56 61
												246	A	Lipscomb	75 55
												252	A	UT Martin	81 76
												271	H	Sacramento St.	75 71
												278	A	St. Francis Brooklyn	73 59
												314	A	Canisius	76 52
												318	A	Tennessee Tech	74 67
												336	A	Chicago St.	79 40
												337	H	Eastern Ill.	89 81
												347	A	Evansville	82 75
LAST 12 Division I GAMES:															
156	H	SIUE	51 66	252	A	UT Martin	81 76								
337	H	Eastern Ill.	89 81	209	A	Southeast Mo. St.	59 56								
148	A	Jacksonville St.	64 70	314	A	Canisius	76 52								
318	A	Tennessee Tech	74 67	347	A	Evansville	82 75								
37	A	West Virginia	56 66	246	A	Lipscomb	75 55								
278	A	St. Francis Brooklyn	73 59	166	H	Southern Ill.	85 81								

Non-Div I Games: Brescia 120 41 Ky. Christian 115 39

Morehead St.

Average RPI Win:	315	WON-LOST	WINNING	LAST 10	STRENGTH OF	OPP. STRENGTH	TEAM	ADJ.	CONF.	ADJ CONF.
Average RPI Loss:	155	RECORD	PCT. RANK	GAMES	SCHEDULE	OF SCHEDULE	RPI	RPI	RPI	RPI
DIV. I ONLY	8- 8	162	5- 5	334	305	251	251	31	31	
DIV. I NON-CONF.	5- 6	187	4- 3	264	250	205	205	31	31	

TOTALS	RPI 1-25	RPI 26-50	W-L RECORDS	RPI 51-100	RPI 101-150	RPI 150+				
8- 8	0- 1	0- 2	OVERALL	0- 1	0- 0	8- 4				
6- 0	0- 0	0- 0	HOME	0- 0	0- 0	6- 0				
2- 7	0- 0	0- 0	AWAY	0- 0	0- 0	2- 0				
0- 1	0- 0	0- 1	NEUTRAL	0- 0	0- 0	0- 0				
5- 6	0- 1	0- 2	NON-CONFERENCE	0- 1	0- 0	5- 2				
3- 0	0- 0	0- 0	HOME	0- 0	0- 0	3- 0				
2- 5	0- 1	0- 1	AWAY	0- 1	0- 0	2- 2				
0- 1	0- 0	0- 1	NEUTRAL	0- 0	0- 0	0- 0				
3- 2	0- 0	0- 0	CONFERENCE	0- 0	0- 0	3- 2				
3- 0	0- 0	0- 0	HOME	0- 0	0- 0	3- 0				
0- 2	0- 0	0- 0	AWAY	0- 0	0- 0	0- 2				
0- 0	0- 0	0- 0	NEUTRAL	0- 0	0- 0	0- 0				

RPI 1-25				RPI 26-50				RPI 51-100				RPI 101+ Team's RPI: 251			
RPI	S	Opponent	Score	RPI	S	Opponent	Score	RPI	S	Opponent	Score	RPI	S	Opponent	Score
19	A	Syracuse	68 95	31	N	Iowa	46 90	65	A	Dayton	52 88	179	A	Colorado St.	44 60
				37	A	West Virginia	41 84					263	H	Mt. St. Mary's	75 67
												264	A	N. C. A&T	60 67
												286	H	FIU	62 51
												299	H	UMES	63 50
												303	A	Central Conn. St.	61 41
												321	A	Marshall	68 73
												322	A	N. C. Central	57 60
												332	H	Florida A&M	61 56
												345	H	NJIT	55 43
												346	H	Savannah St.	73 67
												349	A	UMass Lowell	65 59
LAST 12 Division I GAMES:															
346	H	Savannah St.	73 67	322	A	N. C. Central	57 60								
332	H	Florida A&M	61 56	264	A	N. C. A&T	60 67								
299	H	UMES	63 50	321	A	Marshall	68 73								
349	A	UMass Lowell	65 59	286	H	FIU	62 51								
179	A	Colorado St.	44 60	345	H	NJIT	55 43								
37	A	West Virginia	41 84	303	A	Central Conn. St.	61 41								

Non-Div I Games: Cheyney 123 53 Lincoln (PA) 60 41

Morgan St.

M
t
.
S
t
.
M
a
r
y
.
S

Mt. St. Mary's				Through Games Of Jan. 17, 2018							
Average RPI	Win:	281	WON-LOST	WINNING	LAST 10	STRENGTH OF	OPP. STRENGTH	TEAM	ADJ.	CONF.	ADJ CONF.
Average RPI	Loss:	196	RECORD	PCT. RANK	GAMES	SCHEDULE	OF SCHEDULE	RPI	RPI	RPI	RPI
DIV. I ONLY		6- 11	253	5- 5	306	263	263	263	29	29	
DIV. I NON-CONF.		3- 8	268	3- 3	253	190	266	266	28	28	

TOTALS		RPI 1-25	RPI 26-50		W-L RECORDS		RPI 51-100		RPI 101-150		RPI 150+
6- 11		0- 1	0- 1		OVERALL		0- 0		0- 1		6- 8
3- 2		0- 0	0- 0		HOME		0- 0		0- 0		3- 2
3- 9		0- 0	0- 0		AWAY		0- 0		0- 0		3- 0
0- 0		0- 0	0- 0		NEUTRAL		0- 0		0- 0		0- 0
3- 8		0- 1	0- 1		NON-CONFERENCE		0- 0		0- 1		3- 5
2- 1		0- 0	0- 0		HOME		0- 0		0- 0		2- 1
1- 7		0- 1	0- 1		AWAY		0- 0		0- 1		1- 4
0- 0		0- 0	0- 0		NEUTRAL		0- 0		0- 0		0- 0
3- 3		0- 0	0- 0		CONFERENCE		0- 0		0- 0		3- 3
1- 1		0- 0	0- 0		HOME		0- 0		0- 0		1- 1
2- 2		0- 0	0- 0		AWAY		0- 0		0- 0		2- 2
0- 0		0- 0	0- 0		NEUTRAL		0- 0		0- 0		0- 0

RPI 1-25				RPI 26-50				RPI 51-100				RPI 101+ Team's RPI: 263			
RPI	S	Opponent	Score	RPI	S	Opponent	Score	RPI	S	Opponent	Score	RPI	S	Opponent	Score
2	A	Notre Dame	65 121	35	A	Maryl and	57 97					137	A	Xavi er	45 66
												164	A	Lehi gh	71 75
												182	H	Gardner-Webb	67 75
												235	H	Loyol a Maryl and	71 63
												248	A	LIU Brookl yn	48 53
												251	A	Morgan St.	67 75
												266	H	Sacred Heart	52 82
												274	H	Ri der	82 78
												277	A	Fai rfi eld	65 76
												278	A	St. Francis Brookl yn	73 82
												285	A	Bryant	68 63
												292	H	Fai rlei gh Dicki nson	55 52
												299	A	UMES	66 63
												303	A	Central Conn. St.	68 56
												315	A	Coppi n St.	54 68

LAST 12 Division I GAMES:															
292	H	Fai rlei gh Dicki nson	55 52	248	A	LIU Brookl yn	48 53								
266	H	Sacred Heart	52 82	278	A	St. Francis Brookl yn	73 82								
285	A	Bryant	68 63	274	H	Ri der	82 78								
303	A	Central Conn. St.	68 56	35	A	Maryl and	57 97								
299	A	UMES	66 63	235	H	Loyol a Maryl and	71 63								
182	H	Gardner-Webb	67 75	164	A	Lehi gh	71 75								

Non-Div I Games:

Mt. St. Mary's

Average RPI Win:	301	WON-LOST	WINNING	LAST 10	STRENGTH OF	OPP. STRENGTH	TEAM	ADJ.	CONF.	ADJ CONF.
Average RPI Loss:	166	RECORD	PCT. RANK	GAMES	SCHEDULE	OF SCHEDULE	RPI	RPI	RPI	RPI
DIV. I ONLY	5- 12	275	3- 6	317	194	306	306	26	26	
DIV. I NON-CONF.	3- 7	254	2- 2	312	220	298	298	27	27	

TOTALS	RPI 1-25	RPI 26-50	W-L RECORDS	RPI 51-100	RPI 101-150	RPI 150+				
5- 12	0- 1	0- 0	OVERALL	0- 3	0- 2	5- 6				
3- 5	0- 0	0- 0	HOME	0- 1	0- 1	3- 3				
2- 7	0- 1	0- 0	AWAY	0- 2	0- 1	2- 3				
0- 0	0- 0	0- 0	NEUTRAL	0- 0	0- 0	0- 0				
3- 7	0- 1	0- 0	NON-CONFERENCE	0- 2	0- 1	3- 3				
2- 2	0- 0	0- 0	HOME	0- 1	0- 1	2- 0				
1- 5	0- 1	0- 0	AWAY	0- 1	0- 0	1- 3				
0- 0	0- 0	0- 0	NEUTRAL	0- 0	0- 0	0- 0				
2- 5	0- 0	0- 0	CONFERENCE	0- 1	0- 1	2- 3				
1- 3	0- 0	0- 0	HOME	0- 0	0- 0	1- 3				
1- 2	0- 0	0- 0	AWAY	0- 1	0- 1	1- 0				
0- 0	0- 0	0- 0	NEUTRAL	0- 0	0- 0	0- 0				

RPI 1-25				RPI 26-50				RPI 51-100				RPI 101+				Team's RPI: 306
RPI	S	Opponent	Score	RPI	S	Opponent	Score	RPI	S	Opponent	Score	RPI	S	Opponent	Score	
4	A	Louisville	51 115					62	A	Alabama	47 68	146	H	ETSU	68 96	
								74	A	Belmont	65 70	148	A	Jacksonville St.	65 97	
								79	H	Butler	59 88	156	H	SIUE	70 75	
												209	H	Southeast Mo. St.	74 85	
												240	A	UNCG	63 52	
												246	A	Lipscomb	64 65	
												252	H	UT Martin	80 97	
												265	A	Alabama A&M	54 71	
												267	H	Northern Ky.	98 87	
												318	A	Tennessee Tech	72 63	
												337	H	Eastern Ill.	72 61	
												344	H	Mississippi Val.	64 63	
												347	A	Evansville	81 89	
LAST 12 Division I GAMES:																
148	A	Jacksonville St.	65 97	74	A	Belmont	65 70									
252	H	UT Martin	80 97	318	A	Tennessee Tech	72 63									
209	H	Southeast Mo. St.	74 85	344	H	Mississippi Val.	64 63									
156	H	SIUE	70 75	240	A	UNCG	63 52									
337	H	Eastern Ill.	72 61	265	A	Alabama A&M	54 71									
62	A	Alabama	47 68	146	H	ETSU	68 96									

Non-Div I Games: Bethel (TN) 81 76

Murray St.

■ Loss,
 ■ Non-Conf,
 ■ S Site,
 ■ Home
 ■ A Away
 N Neutral

Average RPI Win:	308	WON-LOST	WINNING	LAST 10	STRENGTH OF	OPP. STRENGTH	TEAM	ADJ.	CONF.	ADJ CONF.
Average RPI Loss:	214	RECORD	PCT. RANK	GAMES	SCHEDULE	OF SCHEDULE	RPI	RPI	RPI	RPI
DIV. I ONLY	4- 12	290	3- 7	316	337	322	322	31	31	
DIV. I NON-CONF.	1- 11	331	0- 8	305	324	346	346	31	31	

TOTALS	RPI 1-25	RPI 26-50	W-L RECORDS	RPI 51-100	RPI 101-150	RPI 150+				
4- 12	0- 0	0- 0	OVERALL	0- 2	0- 0	4- 10				
3- 3	0- 0	0- 0	HOME	0- 1	0- 0	3- 2				
1- 9	0- 0	0- 0	AWAY	0- 1	0- 0	1- 8				
0- 0	0- 0	0- 0	NEUTRAL	0- 0	0- 0	0- 0				
1- 11	0- 0	0- 0	NON-CONFERENCE	0- 2	0- 0	1- 9				
1- 2	0- 0	0- 0	HOME	0- 1	0- 0	1- 1				
0- 9	0- 0	0- 0	AWAY	0- 1	0- 0	0- 8				
0- 0	0- 0	0- 0	NEUTRAL	0- 0	0- 0	0- 0				
3- 1	0- 0	0- 0	CONFERENCE	0- 0	0- 0	3- 1				
2- 1	0- 0	0- 0	HOME	0- 0	0- 0	2- 1				
1- 0	0- 0	0- 0	AWAY	0- 0	0- 0	1- 0				
0- 0	0- 0	0- 0	NEUTRAL	0- 0	0- 0	0- 0				

RPI 1-25				RPI 26-50				RPI 51-100				RPI 101+ Team's RPI : 322					
RPI	S	Opponent	Score	RPI	S	Opponent	Score	RPI	S	Opponent	Score	RPI	S	Opponent	Score		
								73	H	Oregon St.	44	97	153	A	Iowa St.	58	99
								82	A	Elon	50	78	179	A	Colorado St.	48	85
													186	H	Norfolk St.	60	75
													247	A	Presbyteri an	60	69
													251	H	Morgan St.	60	57
													253	A	East Carolina	61	73
													268	A	UNCW	63	89
													269	H	Campbel l	51	58
													276	A	Wofford	56	77
													283	A	Coastal Caro.	65	68
													293	A	USC Upstate	61	66
													315	H	Coppin St.	60	52
													319	A	Delaware St.	74	67
													348	H	Longwood	87	75
LAST 12 Division I GAMES:																	
				186	H	Norfolk St.	60	75					251	H	Morgan St.	60	57
				319	A	Delaware St.	74	67					315	H	Coppin St.	60	52
				293	A	USC Upstate	61	66					253	A	East Carolina	61	73
				269	H	Campbel l	51	58					153	A	Iowa St.	58	99
				82	A	Elon	50	78					283	A	Coastal Caro.	65	68
				247	A	Presbyteri an	60	69					268	A	UNCW	63	89

Non-Div I Games: Johnson & Wales (NC) 8 51

N. C. Central

N
C
S
t
a
t
e

NC State				Through Games Of Jan. 17, 2018							
Average RPI	Win:	127	WON-LOST	WINNING	LAST 10	STRENGTH OF	OPP. STRENGTH	TEAM	ADJ.	CONF.	ADJ CONF.
Average RPI	Loss:	22	RECORD	PCT. RANK	GAMES	SCHEDULE	OF SCHEDULE	RPI	RPI	RPI	RPI
DIV. I ONLY			14- 5	55	7- 3	17	27	26	26	1	1
DIV. I NON-CONF.			11- 2	23	5- 1	82	56	25	25	1	1

TOTALS		RPI 1-25	RPI 26-50		W-L RECORDS		RPI 51-100	RPI 101-150	RPI 150+		
14- 5	1- 3		0- 2		OVERALL		4- 0	5- 0	4- 0		
10- 2	1- 1		0- 1		HOME		2- 0	4- 0	3- 0		
3- 2	0- 2		0- 0		AWAY		1- 0	1- 0	1- 0		
1- 1	0- 0		0- 1		NEUTRAL		1- 0	0- 0	0- 0		
11- 2	0- 1		0- 1		NON-CONFERENCE		2- 0	5- 0	4- 0		
8- 0	0- 0		0- 0		HOME		1- 0	4- 0	3- 0		
2- 1	0- 1		0- 0		AWAY		0- 0	1- 0	1- 0		
1- 1	0- 0		0- 1		NEUTRAL		1- 0	0- 0	0- 0		
3- 3	1- 2		0- 1		CONFERENCE		2- 0	0- 0	0- 0		
2- 2	1- 1		0- 1		HOME		1- 0	0- 0	0- 0		
1- 1	0- 1		0- 0		AWAY		1- 0	0- 0	0- 0		
0- 0	0- 0		0- 0		NEUTRAL		0- 0	0- 0	0- 0		

RPI 1-25				RPI 26-50		Team's RPI: 26	RPI 51-100		RPI 101+		
RPI	S	Opponent	Score	RPI	S	Opponent	Score	RPI	S	Opponent	Score
4	H	Louisville	47 55	36	N	South Dakota St.	67 75	54	A	Virginia Tech	68 51
10	A	Rutgers	53 57	45	H	Virginia	63 73	62	N	Alabama	68 49
17	A	Duke	56 69					63	H	Georgia Tech	56 43
19	H	Syracuse	60 56					82	H	Elon	70 57

LAST 12 Division I GAMES:											
17	A	Duke	56 69	19	H	Syracuse	60 56	103	H	South Ala.	71 50
45	H	Virginia	63 73	63	H	Georgia Tech	56 43	116	H	Jacksonville	64 44
4	H	Louisville	47 55	146	H	ETSU	70 58	120	H	Tulane	79 55
54	A	Virginia Tech	68 51	158	H	Georgetown	63 49	124	A	Vanderbilt	83 72
124	A	Vanderbilt	83 72	120	H	Tulane	79 55	146	H	ETSU	70 58
82	H	Elon	70 57	10	A	Rutgers	53 57	155	H	Davidson	73 49
								158	H	Georgetown	63 49
								255	H	UNC Asheville	87 55
								320	A	Old Dominion	73 56

N
C
S
t
a
t
e

Non-Div I Games:

NC State

Average RPI Win:	331	WON-LOST	WINNING	LAST 10	STRENGTH OF	OPP. STRENGTH	TEAM	ADJ.	CONF.	ADJ CONF.
Average RPI Loss:	200	RECORD	PCT. RANK	GAMES	SCHEDULE	OF SCHEDULE	RPI	RPI	RPI	RPI
DIV. I ONLY	1- 16	342	1- 8	278	320	345	345	22	22	
DIV. I NON-CONF.	1- 13	336	1- 7	286	337	347	347	20	20	
<hr/>										
TOTALS	RPI 1-25	RPI 26-50	W-L RECORDS	RPI 51-100	RPI 101-150	RPI 150+				
1- 16	0- 0	0- 2	OVERALL	0- 1	0- 2	1- 11				
1- 7	0- 0	0- 0	HOME	0- 0	0- 1	1- 6				
0- 9	0- 0	0- 2	AWAY	0- 1	0- 1	0- 5				
0- 0	0- 0	0- 0	NEUTRAL	0- 0	0- 0	0- 0				
1- 13	0- 0	0- 1	NON-CONFERENCE	0- 1	0- 2	1- 9				
1- 6	0- 0	0- 0	HOME	0- 0	0- 1	1- 5				
0- 7	0- 0	0- 1	AWAY	0- 1	0- 1	0- 4				
0- 0	0- 0	0- 0	NEUTRAL	0- 0	0- 0	0- 0				
0- 3	0- 0	0- 1	CONFERENCE	0- 0	0- 0	0- 2				
0- 1	0- 0	0- 0	HOME	0- 0	0- 0	0- 1				
0- 2	0- 0	0- 1	AWAY	0- 0	0- 0	0- 1				
0- 0	0- 0	0- 0	NEUTRAL	0- 0	0- 0	0- 0				

RPI 1-25				RPI 26-50				RPI 51-100				RPI 101+				Team's RPI: 345	
RPI	S	Opponent	Score	RPI	S	Opponent	Score	RPI	S	Opponent	Score	RPI	S	Opponent	Score		
				36	A	South Dakota St.	48 92	99	A	Dartmouth	50 81	118	H	Penn	38 77		
				41	A	FGCU	66 90					138	A	Binghamton	36 67		
												164	A	Lehigh	50 64		
												172	A	Stetson	55 73		
												192	A	Army West Point	49 79		
												248	H	LIU Brooklyn	49 67		
												251	A	Morgan St.	43 55		
												270	A	North Dakota St.	58 105		
												274	H	Rider	64 79		
												282	H	Cornell	46 61		
												292	H	Fairleigh Dickinson	70 74		
												293	H	USC Upstate	57 95		
												329	H	Saint Peter's	52 59		
												331	H	Long Beach St.	73 57		
LAST 12 Division I GAMES:																	
				293	H	USC Upstate	57 95					172	A	Stetson	55 73		
				282	H	Cornell	46 61					41	A	FGCU	66 90		
				118	H	Penn	38 77					164	A	Lehigh	50 64		
				331	H	Long Beach St.	73 57					251	A	Morgan St.	43 55		
				274	H	Rider	64 79					248	H	LIU Brooklyn	49 67		
				138	A	Binghamton	36 67					99	A	Dartmouth	50 81		

Non-Div I Games: St. Joseph's (Brklyn) 106 42

NJIT

Average RPI Win:	238	WON-LOST	WINNING	LAST 10	STRENGTH OF	OPP. STRENGTH	TEAM	ADJ.	CONF.	ADJ CONF.
Average RPI Loss:	96	RECORD	PCT. RANK	GAMES	SCHEDULE	OF SCHEDULE	RPI	RPI	RPI	RPI
DIV. I ONLY	14- 3	21	7- 3	279	215	85	85	15	15	
DIV. I NON-CONF.	9- 1	20	3- 1	298	236	76	76	18	18	

TOTALS	RPI 1-25	RPI 26-50	W-L RECORDS	RPI 51-100	RPI 101-150	RPI 150+				
14- 3	0- 0	0- 0	OVERALL	0- 2	0- 0	14- 1				
10- 0	0- 0	0- 0	HOME	0- 0	0- 0	10- 0				
4- 3	0- 0	0- 0	AWAY	0- 2	0- 0	4- 1				
0- 0	0- 0	0- 0	NEUTRAL	0- 0	0- 0	0- 0				
9- 1	0- 0	0- 0	NON-CONFERENCE	0- 1	0- 0	9- 0				
6- 0	0- 0	0- 0	HOME	0- 0	0- 0	6- 0				
3- 1	0- 0	0- 0	AWAY	0- 1	0- 0	3- 0				
0- 0	0- 0	0- 0	NEUTRAL	0- 0	0- 0	0- 0				
5- 2	0- 0	0- 0	CONFERENCE	0- 1	0- 0	5- 1				
4- 0	0- 0	0- 0	HOME	0- 0	0- 0	4- 0				
1- 2	0- 0	0- 0	AWAY	0- 1	0- 0	1- 1				
0- 0	0- 0	0- 0	NEUTRAL	0- 0	0- 0	0- 0				

RPI 1-25				RPI 26-50				RPI 51-100				Team's RPI : 85				RPI 101+			
RPI	S	Opponent	Score	RPI	S	Opponent	Score	RPI	S	Opponent	Score	RPI	S	Opponent	Score	RPI	S	Opponent	Score

Non-Div I Games: Emory & Henry 88 57

Navy

Average RPI	Win:	173	WON-LOST	WINNING	LAST 10	STRENGTH OF	OPP. STRENGTH	TEAM	ADJ.	CONF.	ADJ CONF.
Average RPI	Loss:	48	RECORD	PCT. RANK	GAMES	SCHEDULE	OF SCHEDULE	RPI	RPI	RPI	RPI
DIV. I ONLY		13- 6		83	7- 3	58	57	72	72	3	3
DIV. I NON-CONF.		9- 4		82	5- 1	172	96	115	115	4	4

TOTALS	RPI 1-25		RPI 26-50		W-L RECORDS		RPI 51-100		RPI 101-150		RPI 150+
13- 6	0- 2		1- 1		OVERALL		2- 2		2- 1		8- 0
6- 5	0- 2		1- 0		HOME		1- 2		0- 1		4- 0
6- 0	0- 0		0- 0		AWAY		1- 0		2- 0		3- 0
1- 1	0- 0		0- 1		NEUTRAL		0- 0		0- 0		1- 0
9- 4	0- 0		0- 1		NON-CONFERENCE		1- 2		2- 1		6- 0
5- 3	0- 0		0- 0		HOME		1- 2		0- 1		4- 0
3- 0	0- 0		0- 0		AWAY		0- 0		2- 0		1- 0
1- 1	0- 0		0- 1		NEUTRAL		0- 0		0- 0		1- 0
4- 2	0- 2		1- 0		CONFERENCE		1- 0		0- 0		2- 0
1- 2	0- 2		1- 0		HOME		0- 0		0- 0		0- 0
3- 0	0- 0		0- 0		AWAY		1- 0		0- 0		2- 0
0- 0	0- 0		0- 0		NEUTRAL		0- 0		0- 0		0- 0

RPI	S	Opponent	Score	RPI	S	Opponent	Score	RPI	S	Opponent	Score	RPI	S	Opponent	Score
7	H	Ohio St.	61 73	27	N	Buffalo	72 82	51	A	Minnesota	79 74	119	A	Kansas	66 49
25	H	Michigan	64 69	31	H	Iowa	74 65	52	H	Washington St.	61 73	123	H	Clemson	66 67
								56	H	Creighton	49 64	128	A	Drake	89 84
								66	H	Arkansas	80 69	154	A	Illinois	80 72
												156	H	SIUE	62 53
												161	A	Northwestern	69 59
												222	H	Fla. Atlantic	86 69
												259	A	San Jose St.	81 55
												281	H	UMKC	80 60
												283	N	Coastal Caro.	55 47
												338	H	Ark.-Pine Bluff	73 52

Team's RPI: 72															
LAST 12 Division I GAMES:															
154	A	Illinois	80 72	31	H	Iowa	74 65	25	H	Michigan	64 69	259	A	San Jose St.	81 55
161	A	Northwestern	69 59	51	A	Minnesota	79 74	128	A	Drake	89 84	119	A	Kansas	66 49
7	H	Ohio St.	61 73	52	H	Washington St.	61 73	123	H	Clemson	66 67	156	H	SIUE	62 53
222	H	Fla. Atlantic	86 69	56	H	Creighton	49 64	161	A	Northwestern	69 59	281	H	UMKC	80 60
				66	H	Arkansas	80 69	283	N	Coastal Caro.	55 47	338	H	Ark.-Pine Bluff	73 52

Non-Div I Games:

Nebraska

Average RPI Win: 231
Average RPI Loss: 110

WON-LOST
RECORD

WINNING
PCT. RANK

LAST 10
GAMES

STRENGTH OF
SCHEDULE

OPP. STRENGTH
OF SCHEDULE

TEAM
RPI

ADJ.
RPI

CONF.
RPI

ADJ CONF.
RPI

DIV. I ONLY	9- 7	134	6- 3	223	95	183	183	16	16
DIV. I NON-CONF.	6- 4	122	3- 2	158	81	138	138	17	17
TOTALS	RPI 1-25	RPI 26-50	W-L RECORDS	RPI 51-100	RPI 101-150	RPI 150+			
9- 7	0- 1	0- 0	OVERALL	0- 4	1- 0	8- 2			
7- 2	0- 1	0- 0	HOME	0- 0	1- 0	6- 1			
1- 4	0- 0	0- 0	AWAY	0- 3	0- 0	1- 1			
1- 1	0- 0	0- 0	NEUTRAL	0- 1	0- 0	1- 0			
6- 4	0- 1	0- 0	NON-CONFERENCE	0- 2	1- 0	5- 1			
4- 2	0- 1	0- 0	HOME	0- 0	1- 0	3- 1			
1- 1	0- 0	0- 0	AWAY	0- 1	0- 0	1- 0			
1- 1	0- 0	0- 0	NEUTRAL	0- 1	0- 0	1- 0			
3- 3	0- 0	0- 0	CONFERENCE	0- 2	0- 0	3- 1			
3- 0	0- 0	0- 0	HOME	0- 0	0- 0	3- 0			
0- 3	0- 0	0- 0	AWAY	0- 2	0- 0	0- 1			
0- 0	0- 0	0- 0	NEUTRAL	0- 0	0- 0	0- 0			

RPI	S	Opponent	Score	RPI	S	Opponent	Score	RPI	S	Opponent	Score	RPI	S	Opponent	Score	Team's RPI: 183
1	H	UConn	57 88					58	A	New Mexico	68 72	143	H	Portland St.	67 55	
								59	A	Wyoming	60 66	190	H	Fresno St.	90 73	
								73	N	Oregon St.	49 89	200	H	Pepperdine	72 77	
								76	A	Utah	61 87	204	H	SMU	80 72	
												220	A	Seattle U	74 65	
												226	N	Montana St.	67 53	
												259	H	San Jose St.	91 63	
												260	H	Santa Clara	52 41	
												271	H	Sacramento St.	95 68	
												300	A	Utah St.	57 79	
												309	H	Air Force	70 60	
LAST 12 Division I GAMES:																
309	H	Air Force	70 60	259	H	San Jose St.	91 63									
59	A	Wyoming	60 66	300	A	Utah St.	57 79									
58	A	New Mexico	68 72	226	N	Montana St.	67 53									
190	H	Fresno St.	90 73	73	N	Oregon St.	49 89									
260	H	Santa Clara	52 41	1	H	UConn	57 88									
220	A	Seattle U	74 65	204	H	SMU	80 72									

Non-Div I Games: Stanislaus St. 81 60

Nevada

Average RPI Win:	259	WON-LOST	WINNING	LAST 10	STRENGTH OF	OPP. STRENGTH	TEAM	ADJ.	CONF.	ADJ CONF.
Average RPI Loss:	124	RECORD	PCT. RANK	GAMES	SCHEDULE	OF SCHEDULE	RPI	RPI	RPI	RPI
DIV. I ONLY	11- 5	77	7- 3	326	240	160	160	20	20	
DIV. I NON-CONF.	8- 4	87	5- 2	333	205	178	178	24	24	

TOTALS	RPI 1-25	RPI 26-50	W-L RECORDS	RPI 51-100	RPI 101-150	RPI 150+				
11- 5	0- 0	0- 1	OVERALL	0- 1	1- 1	10- 2				
6- 0	0- 0	0- 0	HOME	0- 0	0- 0	6- 0				
4- 4	0- 0	0- 1	AWAY	0- 1	1- 1	3- 1				
1- 1	0- 0	0- 0	NEUTRAL	0- 0	0- 0	1- 1				
8- 4	0- 0	0- 0	NON-CONFERENCE	0- 1	0- 1	8- 2				
4- 0	0- 0	0- 0	HOME	0- 0	0- 0	4- 0				
3- 3	0- 0	0- 0	AWAY	0- 1	0- 1	3- 1				
1- 1	0- 0	0- 0	NEUTRAL	0- 0	0- 0	1- 1				
3- 1	0- 0	0- 1	CONFERENCE	0- 0	1- 0	2- 0				
2- 0	0- 0	0- 0	HOME	0- 0	0- 0	2- 0				
1- 1	0- 0	0- 1	AWAY	0- 0	1- 0	0- 0				
0- 0	0- 0	0- 0	NEUTRAL	0- 0	0- 0	0- 0				

RPI 1-25				RPI 26-50				RPI 51-100				RPI 101+				Team's RPI: 160
RPI	S	Opponent	Score	RPI	S	Opponent	Score	RPI	S	Opponent	Score	RPI	S	Opponent	Score	
				46	A	Albany (NY)	53 66	99	A	Dartmouth	49 57	137	A	Xavier	66 71	
												138	A	Binghamton	63 61	
												159	A	Boston College	55 64	
												170	H	Boston U.	72 57	
												178	N	La Salle	51 59	
												198	H	Northeastern	65 50	
												231	H	Manhattan	68 55	
												266	A	Sacred Heart	74 47	
												277	N	Fairfield	71 61	
												282	H	Cornell	48 45	
												285	A	Bryant	74 65	
												316	A	Wagner	65 53	
												339	H	UMBC	56 51	
												349	H	UMass Lowell	66 45	
LAST 12 Division I GAMES:																
				46	A	Albany (NY)	53 66	349	H	UMass Lowell	66 45					
				339	H	UMBC	56 51	138	A	Binghamton	63 61					
				282	H	Cornell	48 45	99	A	Dartmouth	49 57					
				266	A	Sacred Heart	74 47	198	H	Northeastern	65 50					
				159	A	Boston College	55 64	277	N	Fairfield	71 61					
				231	H	Manhattan	68 55	178	N	La Salle	51 59					

Non-Div I Games: Colby-Sawyer 64 40

New Hampshire

■ Loss,
 ■ Non-Conf,
 ■ S Site,
 ■ Home
 ■ A Away
 N Neutral

Average RPI Win:	172	WON-LOST	WINNING	LAST 10	STRENGTH OF	OPP. STRENGTH	TEAM	ADJ.	CONF.	ADJ CONF.
Average RPI Loss:	113	RECORD	PCT. RANK	GAMES	SCHEDULE	OF SCHEDULE	RPI	RPI	RPI	RPI
DIV. I ONLY	15- 4	32	6- 4	125	105	58	58	16	16	
DIV. I NON-CONF.	11- 1	12	4- 1	63	97	15	15	17	17	

TOTALS	RPI 1-25	RPI 26-50	W-L RECORDS	RPI 51-100	RPI 101-150	RPI 150+				
15- 4	1- 0	0- 1	OVERALL	2- 1	2- 1	10- 1				
12- 1	1- 0	0- 0	HOME	2- 0	1- 1	8- 0				
3- 3	0- 0	0- 1	AWAY	0- 1	1- 0	2- 1				
0- 0	0- 0	0- 0	NEUTRAL	0- 0	0- 0	0- 0				
11- 1	1- 0	0- 1	NON-CONFERENCE	2- 0	2- 0	6- 0				
9- 0	1- 0	0- 0	HOME	2- 0	1- 0	5- 0				
2- 1	0- 0	0- 1	AWAY	0- 0	1- 0	1- 0				
0- 0	0- 0	0- 0	NEUTRAL	0- 0	0- 0	0- 0				
4- 3	0- 0	0- 0	CONFERENCE	0- 1	0- 1	4- 1				
3- 1	0- 0	0- 0	HOME	0- 0	0- 1	3- 0				
1- 2	0- 0	0- 0	AWAY	0- 1	0- 0	1- 1				
0- 0	0- 0	0- 0	NEUTRAL	0- 0	0- 0	0- 0				

RPI 1-25				RPI 26-50				RPI 51-100 Team's RPI: 58				RPI 101+			
RPI	S	Opponent	Score	RPI	S	Opponent	Score	RPI	S	Opponent	Score	RPI	S	Opponent	Score
16	H	Marquette	88 87	28	A	Oklahoma	63 105	59	A	Wyoming	55 66	106	H	UNLV	66 68
								85	H	Navy	94 87	122	H	Lamar University	90 58
								93	H	Western Mich.	88 76	140	A	UTEP	59 35
												154	H	Illinois	97 68
												174	H	Boise St.	100 83
												176	H	Wichita St.	76 62
												183	H	Nevada	72 68
												190	H	Fresno St.	88 75
												196	H	UC Irvine	83 61
												232	H	Texas Tech	90 56
												254	A	New Mexico St.	101 93
												254	H	New Mexico St.	86 75
												259	A	San Jose St.	86 95
												309	A	Air Force	88 59
LAST 12 Division I GAMES:															
59	A	Wyoming	55 66	106	H	UNLV	66 68								
259	A	San Jose St.	86 95	190	H	Fresno St.	88 75								
174	H	Boise St.	100 83	28	A	Oklahoma	63 105								
183	H	Nevada	72 68	85	H	Navy	94 87								
309	A	Air Force	88 59	232	H	Texas Tech	90 56								
122	H	Lamar University	90 58	254	A	New Mexico St.	101 93								

Non-Div I Games: Northern N.M. 107 66

New Mexico

Loss,
Non-Conf, S Site,
H Home
A Away
N Neutral

Average RPI Win:	249	WON-LOST	WINNING	LAST 10	STRENGTH OF	OPP. STRENGTH	TEAM	ADJ.	CONF.	ADJ CONF.
Average RPI Loss:	152	RECORD	PCT. RANK	GAMES	SCHEDULE	OF SCHEDULE	RPI	RPI	RPI	RPI
DIV. I ONLY	7- 8	196	6- 3	284	219	254	254	30	30	
DIV. I NON-CONF.	4- 8	239	3- 5	233	221	258	258	30	30	

TOTALS	RPI 1-25	RPI 26-50	W-L RECORDS	RPI 51-100	RPI 101-150	RPI 150+				
7- 8	0- 0	0- 0	OVERALL	0- 4	1- 0	6- 4				
5- 3	0- 0	0- 0	HOME	0- 2	1- 0	4- 1				
2- 2	0- 0	0- 0	AWAY	0- 1	0- 0	2- 1				
0- 3	0- 0	0- 0	NEUTRAL	0- 1	0- 0	0- 2				
4- 8	0- 0	0- 0	NON-CONFERENCE	0- 4	1- 0	3- 4				
2- 3	0- 0	0- 0	HOME	0- 2	1- 0	1- 1				
2- 2	0- 0	0- 0	AWAY	0- 1	0- 0	2- 1				
0- 3	0- 0	0- 0	NEUTRAL	0- 1	0- 0	0- 2				
3- 0	0- 0	0- 0	CONFERENCE	0- 0	0- 0	3- 0				
3- 0	0- 0	0- 0	HOME	0- 0	0- 0	3- 0				
0- 0	0- 0	0- 0	AWAY	0- 0	0- 0	0- 0				
0- 0	0- 0	0- 0	NEUTRAL	0- 0	0- 0	0- 0				

RPI 1-25				RPI 26-50				RPI 51-100				RPI 101+				Team's RPI: 254
RPI	S	Opponent	Score	RPI	S	Opponent	Score	RPI	S	Opponent	Score	RPI	S	Opponent	Score	
								58	A	New Mexico	75 86	140	H	UTEP	76 68	
								58	H	New Mexico	93 101	198	N	Northeastern	64 65	
								66	N	Arkansas	60 69	200	A	Pepperdine	86 64	
								93	H	Western Mich.	55 64	211	H	UC Santa Barbara	47 77	
												221	H	CSU Bakersfield	56 48	
												243	H	Grand Canyon	64 60	
												244	N	Texas Southern	50 66	
												272	H	A&M-Corpus Christi	70 61	
												288	A	Arizona	44 83	
												331	A	Long Beach St.	72 63	
												336	H	Chicago St.	74 59	

LAST 12 Division I GAMES:																
				336	H	Chicago St.	74 59	221	H	CSU Bakersfield	56 48					
				211	H	UC Santa Barbara	47 77	243	H	Grand Canyon	64 60					
				331	A	Long Beach St.	72 63	140	H	UTEP	76 68					
				198	N	Northeastern	64 65	58	H	New Mexico	93 101					
				200	A	Pepperdine	86 64	66	N	Arkansas	60 69					
				288	A	Arizona	44 83	244	N	Texas Southern	50 66					

Non-Div I Games: Tex. Permian Basin 85 58 Western N.M. 89 60

New Mexico St.

■ Loss,
 ■ Non-Conf,
 ■ S Site,
 ■ Home
 ■ A Away
 N Neutral

Average RPI	Win:	260	WON-LOST	WINNING	LAST 10	STRENGTH OF	OPP. STRENGTH	TEAM	ADJ.	CONF.	ADJ CONF.
Average RPI	Loss:	114	RECORD	PCT. RANK	GAMES	SCHEDULE	OF SCHEDULE	RPI	RPI	RPI	RPI
DIV. I ONLY		7- 10		221	6- 3	123		270	189	189	27
DIV. I NON-CONF.		3- 7		254	2- 2	75		143	196	196	26

TOTALS	RPI 1-25		RPI 26-50		W-L RECORDS	RPI 51-100		RPI 101-150		RPI 150+	
7- 10	0- 1		0- 1		OVERALL	0- 1		1- 6		6- 1	
4- 3	0- 0		0- 1		HOME	0- 0		0- 2		4- 0	
3- 7	0- 0		0- 0		AWAY	0- 0		1- 1		2- 0	
0- 0	0- 0		0- 0		NEUTRAL	0- 0		0- 0		0- 0	
3- 7	0- 1		0- 1		NON-CONFERENCE	0- 1		0- 4		3- 0	
2- 2	0- 0		0- 1		HOME	0- 0		0- 1		2- 0	
1- 5	0- 1		0- 0		AWAY	0- 1		0- 3		1- 0	
0- 0	0- 0		0- 0		NEUTRAL	0- 0		0- 0		0- 0	
4- 3	0- 0		0- 0		CONFERENCE	0- 0		1- 2		3- 1	
2- 1	0- 0		0- 0		HOME	0- 0		0- 1		2- 0	
2- 2	0- 0		0- 0		AWAY	0- 0		1- 1		1- 1	
0- 0	0- 0		0- 0		NEUTRAL	0- 0		0- 0		0- 0	

RPI 1-25				RPI 26-50				RPI 51-100				RPI 101+ Team's RPI: 189			
RPI	S	Opponent	Score	RPI	S	Opponent	Score	RPI	S	Opponent	Score	RPI	S	Opponent	Score
14	A	Missouri	45 81	42	H	Houston	66 78	77	A	Miami (FL)	46 76	103	A	South Ala.	45 67
												112	A	Central Ark.	52 48
												120	A	Tulane	56 79
												122	A	Lamar University	77 100
												135	A	Louisiana	57 66
												139	H	SFA	67 74
												148	H	Jacksonville St.	54 59
												236	H	CSUN	76 73
												239	A	Abilene Christian	70 80
												244	H	Texas Southern	72 69
												272	H	A&M-Corpus Christi	66 49
												291	A	McNeese	77 64
												330	A	La.-Monroe	89 51
												333	H	Houston Baptist	70 52
LAST 12 Division I GAMES:															
139	H	SFA	67 74	112	A	Central Ark.	52 48								
291	A	McNeese	77 64	272	H	A&M-Corpus Christi	66 49								
122	A	Lamar University	77 100	330	A	La.-Monroe	89 51								
333	H	Houston Baptist	70 52	120	A	Tulane	56 79								
239	A	Abilene Christian	70 80	14	A	Missouri	45 81								
244	H	Texas Southern	72 69	148	H	Jacksonville St.	54 59								

Non-Div I Games: Xavier (LA) 85 50

New Orleans

Average RPI Win:	205	WON-LOST	WINNING	LAST 10	STRENGTH OF	OPP. STRENGTH	TEAM	ADJ.	CONF.	ADJ CONF.
Average RPI Loss:	130	RECORD	PCT. RANK	GAMES	SCHEDULE	OF SCHEDULE	RPI	RPI	RPI	RPI
DIV. I ONLY	7- 10	221	6- 4	116	176	187	187	25	25	
DIV. I NON-CONF.	3- 8	268	3- 3	37	170	180	180	25	25	

TOTALS	RPI 1-25	RPI 26-50	W-L RECORDS	RPI 51-100	RPI 101-150	RPI 150+				
7- 10	0- 0	1- 2	OVERALL	0- 2	0- 3	6- 3				
4- 3	0- 0	1- 0	HOME	0- 1	0- 1	3- 1				
2- 6	0- 0	0- 2	AWAY	0- 1	0- 1	2- 2				
1- 1	0- 0	0- 0	NEUTRAL	0- 0	0- 1	1- 0				
3- 8	0- 0	1- 1	NON-CONFERENCE	0- 2	0- 3	2- 2				
1- 3	0- 0	1- 0	HOME	0- 1	0- 1	0- 1				
1- 4	0- 0	0- 1	AWAY	0- 1	0- 1	1- 1				
1- 1	0- 0	0- 0	NEUTRAL	0- 0	0- 1	1- 0				
4- 2	0- 0	0- 1	CONFERENCE	0- 0	0- 0	4- 1				
3- 0	0- 0	0- 0	HOME	0- 0	0- 0	3- 0				
1- 2	0- 0	0- 1	AWAY	0- 0	0- 0	1- 1				
0- 0	0- 0	0- 0	NEUTRAL	0- 0	0- 0	0- 0				

RPI 1-25				RPI 26-50				RPI 51-100				RPI 101+				Team's RPI: 187	
RPI	S	Opponent	Score	RPI	S	Opponent	Score	RPI	S	Opponent	Score	RPI	S	Opponent	Score		
				27	H	Buffal o	75 62	61	H	Drexel	65 66	105	H	Cleveland St.	61 70		
				35	A	Maryl and	65 92	100	A	Hartford	65 83	135	N	Louisiana	52 68		
				50	A	Quinnipiac	61 77					150	A	Oakland	59 67		
												152	H	Saint Joseph's	69 93		
												168	N	Louisiana Tech	73 67		
												206	A	Siena	73 68		
												206	H	Siena	65 50		
												230	A	St. Bonaventure	58 76		
												231	H	Manhattan	65 64		
												261	A	Colgate	81 44		
												277	A	Fairfield	53 59		
												335	H	Iona	73 59		
LAST 12 Division I GAMES:																	
				206	A	Siena	73 68	206	H	Siena	65 50						
				50	A	Quinnipiac	61 77	231	H	Manhattan	65 64						
				277	A	Fairfield	53 59	61	H	Drexel	65 66						
				335	H	Iona	73 59	100	A	Hartford	65 83						
				261	A	Colgate	81 44	105	H	Cleveland St.	61 70						
				27	H	Buffalo	75 62	168	N	Louisiana Tech	73 67						

Non-Div I Games:

Niagara

Average RPI Win:	317	WON-LOST	WINNING	LAST 10	STRENGTH OF	OPP. STRENGTH	TEAM	ADJ.	CONF.	ADJ CONF.
Average RPI Loss:	152	RECORD	PCT. RANK	GAMES	SCHEDULE	OF SCHEDULE	RPI	RPI	RPI	RPI
DIV. I ONLY	5- 10	262	4- 6	280	311	257	257	27	27	
DIV. I NON-CONF.	2- 6	280	2- 2	150	290	236	236	26	26	

TOTALS	RPI 1-25	RPI 26-50	W-L RECORDS	RPI 51-100	RPI 101-150	RPI 150+				
5- 10	0- 1	0- 1	OVERALL	0- 0	0- 3	5- 5				
0- 4	0- 1	0- 0	HOME	0- 0	0- 3	0- 0				
5- 5	0- 0	0- 1	AWAY	0- 0	0- 0	5- 4				
0- 1	0- 0	0- 0	NEUTRAL	0- 0	0- 0	0- 1				
2- 6	0- 1	0- 1	NON-CONFERENCE	0- 0	0- 1	2- 3				
0- 2	0- 1	0- 0	HOME	0- 0	0- 1	0- 0				
2- 3	0- 0	0- 1	AWAY	0- 0	0- 0	2- 2				
0- 1	0- 0	0- 0	NEUTRAL	0- 0	0- 0	0- 1				
3- 4	0- 0	0- 0	CONFERENCE	0- 0	0- 2	3- 2				
0- 2	0- 0	0- 0	HOME	0- 0	0- 2	0- 0				
3- 2	0- 0	0- 0	AWAY	0- 0	0- 0	3- 2				
0- 0	0- 0	0- 0	NEUTRAL	0- 0	0- 0	0- 0				

RPI 1-25				RPI 26-50				RPI 51-100				RPI 101+				Team's RPI: 257
RPI	S	Opponent	Score	RPI	S	Opponent	Score	RPI	S	Opponent	Score	RPI	S	Opponent	Score	
18	H	Bayl or	43 85	48	A	LSU	50 65					112	H	Central Ark.	48 69	
												116	H	Jacksonville	61 69	
												139	H	SFA	73 86	
												153	A	Iowa St.	47 75	
												180	N	Bradley	65 75	
												204	A	SMU	61 68	
												272	A	A&M-Corpus Christi	55 76	
												273	A	Incarnate Word	62 64	
												291	A	McNeese	61 54	
												304	A	Northwestern St.	79 63	
												313	A	Jackson St.	90 64	
												333	A	Houston Baptist	73 61	
												344	A	Mississippi Val.	62 57	

LAST 12 Division I GAMES:																
291	A	McNeese	61 54	272	A	A&M-Corpus Christi	55 76									
333	A	Houston Baptist	73 61	112	H	Central Ark.	48 69									
139	H	SFA	73 86	18	H	Bayl or	43 85									
273	A	Incarnate Word	62 64	344	A	Mississippi Val.	62 57									
304	A	Northwestern St.	79 63	313	A	Jackson St.	90 64									
153	A	Iowa St.	47 75	180	N	Bradley	65 75									

Non-Div I Games: Spring Hill 78 70 Evangel 72 55 Southern-N. O. 83 45

Nicholls St.

Average RPI Win:	277	WON-LOST	WINNING	LAST 10	STRENGTH OF	OPP. STRENGTH	TEAM	ADJ.	CONF.	ADJ CONF.
Average RPI Loss:	160	RECORD	PCT. RANK	GAMES	SCHEDULE	OF SCHEDULE	RPI	RPI	RPI	RPI
DIV. I ONLY	9- 5	95	8- 2	288	340	186	186	31	31	
DIV. I NON-CONF.	7- 5	132	6- 4	246	341	179	179	31	31	

TOTALS	RPI 1-25	RPI 26-50	W-L RECORDS	RPI 51-100	RPI 101-150	RPI 150+				
9- 5	0- 0	0- 0	OVERALL	0- 1	1- 2	8- 2				
3- 2	0- 0	0- 0	HOME	0- 0	0- 1	3- 1				
5- 2	0- 0	0- 0	AWAY	0- 1	1- 0	4- 1				
1- 1	0- 0	0- 0	NEUTRAL	0- 0	0- 1	1- 0				
7- 5	0- 0	0- 0	NON-CONFERENCE	0- 1	1- 2	6- 2				
2- 2	0- 0	0- 0	HOME	0- 0	0- 1	2- 1				
4- 2	0- 0	0- 0	AWAY	0- 1	1- 0	3- 1				
1- 1	0- 0	0- 0	NEUTRAL	0- 0	0- 1	1- 0				
2- 0	0- 0	0- 0	CONFERENCE	0- 0	0- 0	2- 0				
1- 0	0- 0	0- 0	HOME	0- 0	0- 0	1- 0				
1- 0	0- 0	0- 0	AWAY	0- 0	0- 0	1- 0				
0- 0	0- 0	0- 0	NEUTRAL	0- 0	0- 0	0- 0				

RPI 1-25				RPI 26-50				RPI 51-100				RPI 101+ Team's RPI: 186					
RPI	S	Opponent	Score	RPI	S	Opponent	Score	RPI	S	Opponent	Score	RPI	S	Opponent	Score		
								85	A	Navy	51	70	104	H	High Point	56	59
												125	N	Bowling Green	50	59	
												134	A	William & Mary	80	74	
												235	H	Loyola Maryland	58	61	
												240	H	UNCG	64	63	
												253	A	East Carolina	46	51	
												269	A	Campbell	53	27	
												278	N	St. Francis Brooklyn	52	51	
												279	H	Towson	86	76	
												308	A	VCU	66	52	
												315	H	Coppin St.	71	57	
												322	A	N.C. Central	75	60	
												348	A	Longwood	64	45	
LAST 12 Division I GAMES:																	
348	A	Longwood	64	45	322	A	N.C. Central	75	60								
134	A	William & Mary	80	74	315	H	Coppin St.	71	57								
269	A	Campbell	53	27	104	H	High Point	56	59								
240	H	UNCG	64	63	278	N	St. Francis Brooklyn	52	51								
279	H	Towson	86	76	125	N	Bowling Green	50	59								
253	A	East Carolina	46	51	235	H	Loyola Maryland	58	61								

Non-Div I Games:

Norfolk St.

Average RPI Win:	171	WON-LOST	WINNING	LAST 10	STRENGTH OF	OPP. STRENGTH	TEAM	ADJ.	CONF.	ADJ CONF.
Average RPI Loss:	100	RECORD	PCT. RANK	GAMES	SCHEDULE	OF SCHEDULE	RPI	RPI	RPI	RPI
DIV. I ONLY	13- 5	62	7- 3	75	135	80	80	1	1	
DIV. I NON-CONF.	10- 3	51	6- 1	96	234	91	91	1	1	

TOTALS	RPI 1-25	RPI 26-50	W-L RECORDS	RPI 51-100	RPI 101-150	RPI 150+				
13- 5	0- 1	0- 0	OVERALL	2- 1	4- 1	7- 2				
10- 3	0- 0	0- 0	HOME	2- 1	2- 1	6- 1				
1- 2	0- 1	0- 0	AWAY	0- 0	1- 0	0- 1				
2- 0	0- 0	0- 0	NEUTRAL	0- 0	1- 0	1- 0				
10- 3	0- 0	0- 0	NON-CONFERENCE	2- 1	2- 1	6- 1				
8- 3	0- 0	0- 0	HOME	2- 1	1- 1	5- 1				
0- 0	0- 0	0- 0	AWAY	0- 0	0- 0	0- 0				
2- 0	0- 0	0- 0	NEUTRAL	0- 0	1- 0	1- 0				
3- 2	0- 1	0- 0	CONFERENCE	0- 0	2- 0	1- 1				
2- 0	0- 0	0- 0	HOME	0- 0	1- 0	1- 0				
1- 2	0- 1	0- 0	AWAY	0- 0	1- 0	0- 1				
0- 0	0- 0	0- 0	NEUTRAL	0- 0	0- 0	0- 0				

RPI 1-25				RPI 26-50				RPI 51-100				RPI 101-150				RPI 150+			
RPI	S	Opponent	Score	RPI	S	Opponent	Score	RPI	S	Opponent	Score	RPI	S	Opponent	Score	RPI	S	Opponent	Score
6	A	Florida St.	65 103					51	H	Minnesota	88 83	102	A	Wake Forest	79 76				
								69	H	Mercer	86 97	103	H	South Ala.	84 85				
								100	H	Hartford	90 70	111	H	Colorado	87 80				
												123	H	Clemson	59 52				
												136	N	Washington	90 78				
												159	A	Boston College	64 77				
												163	H	Hampton	66 70				
												165	H	Furman	84 56				
												171	H	Pittsburgh	68 67				
												214	H	Radford	79 46				
												247	H	Presbyterian	91 56				
												249	N	Grambling	79 63				
												268	H	UNCW	86 60				
												280	H	Appalachian St.	56 43				

				Team's RPI: 80															
				LAST 12 Division I GAMES:															
171	H	Pittsburgh	68 67	102	A	Wake Forest	79 76												
159	A	Boston College	64 77	123	H	Clemson	59 52												
6	A	Florida St.	65 103	165	H	Furman	84 56												
69	H	Mercer	86 97	247	H	Presbyterian	91 56												
249	N	Grambling	79 63	280	H	Appalachian St.	56 43												
136	N	Washington	90 78	100	H	Hartford	90 70												

Non-Div I Games:

North Carolina

North Dakota

Through Games Of Jan. 17, 2018

Average RPI Win:	235	WON-LOST	WINNING	LAST 10	STRENGTH OF	OPP. STRENGTH	TEAM	ADJ.	CONF.	ADJ CONF.
Average RPI Loss:	127	RECORD	PCT. RANK	GAMES	SCHEDULE	OF SCHEDULE	RPI	RPI	RPI	RPI
DIV. I ONLY	6- 9	230	2- 6	121	246	185	185	19	19	
DIV. I NON-CONF.	5- 4	146	2- 2	82	210	80	80	16	16	

TOTALS	RPI 1-25	RPI 26-50	W-L RECORDS	RPI 51-100	RPI 101-150	RPI 150+				
6- 9	0- 1	0- 1	OVERALL	0- 2	1- 1	5- 4				
4- 1	0- 0	0- 0	HOME	0- 0	0- 0	4- 1				
1- 8	0- 1	0- 1	AWAY	0- 2	0- 1	1- 3				
1- 0	0- 0	0- 0	NEUTRAL	0- 0	1- 0	0- 0				
5- 4	0- 1	0- 1	NON-CONFERENCE	0- 2	1- 0	4- 0				
3- 0	0- 0	0- 0	HOME	0- 0	0- 0	3- 0				
1- 4	0- 1	0- 1	AWAY	0- 2	0- 0	1- 0				
1- 0	0- 0	0- 0	NEUTRAL	0- 0	1- 0	0- 0				
1- 5	0- 0	0- 0	CONFERENCE	0- 0	0- 1	1- 4				
1- 1	0- 0	0- 0	HOME	0- 0	0- 0	1- 1				
0- 4	0- 0	0- 0	AWAY	0- 0	0- 1	0- 3				
0- 0	0- 0	0- 0	NEUTRAL	0- 0	0- 0	0- 0				

RPI 1-25				RPI 26-50				RPI 51-100				RPI 101+				Team's RPI: 185
RPI	S	Opponent	Score	RPI	S	Opponent	Score	RPI	S	Opponent	Score	RPI	S	Opponent	Score	
18	A	Baylor	43 105	36	A	South Dakota St.	52 66	73	A	Oregon St.	55 65	122	N	Lamar University	73 70	
								95	A	South Dakota	71 76	131	A	Weber St.	69 80	
												151	A	Idaho St.	46 57	
												194	H	UNI	80 72	
												197	A	Eastern Wash.	70 74	
												202	A	Idaho	75 80	
												226	H	Montana St.	79 70	
												241	H	Montana	43 54	
												270	H	North Dakota St.	79 68	
												294	H	Massachusetts	82 52	
												302	A	UTSA	60 47	

LAST 12 Division I GAMES:																
226	H	Montana St.	79 70	131	A	Weber St.	69 80									
241	H	Montana	43 54	151	A	Idaho St.	46 57									
197	A	Eastern Wash.	70 74	18	A	Baylor	43 105									
202	A	Idaho	75 80	194	H	UNI	80 72									
95	A	South Dakota	71 76	302	A	UTSA	60 47									
270	H	North Dakota St.	79 68	122	N	Lamar University	73 70									

Non-Div I Games: Mayville St. 82 54 Southwest Minn. St. 85 62

North Dakota

Loss,
Non-Conf,
S Site,
H Home
A Away
N Neutral

Average RPI Win:	316	WON-LOST	WINNING	LAST 10	STRENGTH OF	OPP. STRENGTH	TEAM	ADJ.	CONF.	ADJ CONF.
Average RPI Loss:	148	RECORD	PCT. RANK	GAMES	SCHEDULE	OF SCHEDULE	RPI	RPI	RPI	RPI
DIV. I ONLY	4- 11	286	1- 8	184	323	270	270	14	14	
DIV. I NON-CONF.	4- 7	226	1- 6	272	333	272	272	14	14	

TOTALS	RPI 1-25	RPI 26-50	W-L RECORDS	RPI 51-100	RPI 101-150	RPI 150+				
4- 11	0- 0	0- 1	OVERALL	0- 3	0- 2	4- 5				
2- 3	0- 0	0- 0	HOME	0- 1	0- 0	2- 2				
1- 7	0- 0	0- 1	AWAY	0- 2	0- 1	1- 3				
1- 1	0- 0	0- 0	NEUTRAL	0- 0	0- 1	1- 0				
4- 7	0- 0	0- 0	NON-CONFERENCE	0- 2	0- 2	4- 3				
2- 2	0- 0	0- 0	HOME	0- 0	0- 0	2- 2				
1- 4	0- 0	0- 0	AWAY	0- 2	0- 1	1- 1				
1- 1	0- 0	0- 0	NEUTRAL	0- 0	0- 1	1- 0				
0- 4	0- 0	0- 1	CONFERENCE	0- 1	0- 0	0- 2				
0- 1	0- 0	0- 0	HOME	0- 1	0- 0	0- 0				
0- 3	0- 0	0- 1	AWAY	0- 0	0- 0	0- 2				
0- 0	0- 0	0- 0	NEUTRAL	0- 0	0- 0	0- 0				

RPI 1-25				RPI 26-50				RPI 51-100				RPI 101+				Team's RPI: 270
RPI	S	Opponent	Score	RPI	S	Opponent	Score	RPI	S	Opponent	Score	RPI	S	Opponent	Score	
				36	A	South Dakota St.	63 83	85	A	Navy	54 67	111	A	Colorado	59 108	
								89	A	Michigan	38 74	112	N	Central Ark.	45 68	
								95	H	South Dakota	67 82	185	A	North Dakota	68 79	
												193	H	Cal Poly	69 73	
												199	A	Oral Roberts	48 71	
												210	A	Denver	79 98	
												286	A	FIU	71 68	
												294	H	Massachusetts	82 70	
												310	H	UTRGV	79 82	
												339	N	UMBC	67 53	
												345	H	NJIT	105 58	
LAST 12 Division I GAMES:																
				36	A	South Dakota St.	63 83	210	A	Denver	79 98					
				95	H	South Dakota	67 82	199	A	Oral Roberts	48 71					
				112	N	Central Ark.	45 68	310	H	UTRGV	79 82					
				286	A	FIU	71 68	89	A	Michigan	38 74					
				193	H	Cal Poly	69 73	111	A	Colorado	59 108					
				185	A	North Dakota	68 79	339	N	UMBC	67 53					

Non-Div I Games: Valley City St. 67 58 Mayville St. 87 43 Dakota St. 97 42

North Dakota St.

Average RPI Win: 261

Average RPI Loss: 143

WON-LOST
RECORDWINNING
PCT. RANKLAST 10
GAMESSTRENGTH OF
SCHEDULEOPP. STRENGTH
OF SCHEDULETEAM
RPIADJ.
RPICONF.
RPIADJ CONF.
RPIDIV. I ONLY
DIV. I NON-CONF.5- 10
4- 8262
2393- 6
3- 5138
99241
224223
182223
18222
2022
20

TOTALS

RPI 1-25

RPI 26-50

W-L RECORDS

RPI 51-100

RPI 101-150

RPI 150+

5- 10

0- 3

0- 1

OVERALL

0- 0

0- 1

5- 5

3- 3

0- 0

0- 0

HOME

0- 0

0- 1

3- 2

2- 6

0- 3

0- 1

AWAY

0- 0

0- 0

2- 2

0- 1

0- 0

0- 0

NEUTRAL

0- 0

0- 0

0- 1

4- 8

0- 3

0- 1

NON-CONFERENCE

0- 0

0- 0

4- 4

2- 1

0- 0

0- 0

HOME

0- 0

0- 0

2- 1

2- 6

0- 3

0- 1

AWAY

0- 0

0- 0

2- 2

0- 1

0- 0

0- 0

NEUTRAL

0- 0

0- 0

0- 1

1- 2

0- 0

0- 0

CONFERENCE

0- 0

0- 1

1- 1

1- 2

0- 0

0- 0

HOME

0- 0

0- 1

1- 1

0- 0

0- 0

0- 0

AWAY

0- 0

0- 0

0- 0

0- 0

0- 0

0- 0

NEUTRAL

0- 0

0- 0

0- 0

RPI 1-25

RPI 26-50

RPI 51-100

RPI 101+

Team's RPI: 223

RPI	S	Opponent	Score
6	A	Florida St.	51 109
21	A	Georgia	37 75
25	A	Michigan	34 79

RPI	S	Opponent	Score
37	A	West Virginia	59 87

RPI	S	Opponent	Score
-----	---	----------	-------

RPI	S	Opponent	Score
116	H	Jacksonville	48 66
215	H	Bethune-Cookman	70 63
218	A	Morehead St.	61 56
222	A	Fla. Atlantic	75 83
227	H	Col. of Charleston	69 73
246	H	Lipscomb	69 73
258	N	Monmouth	57 67
267	H	Northern Ky.	58 50
275	H	Kennesaw St.	77 72
276	A	Wofford	57 69
332	A	Florida A&M	77 68

LAST 12 Division I GAMES:

116	H	Jacksonville	48 66	246	H	Lipscomb	69 73
276	A	Wofford	57 69	275	H	Kennesaw St.	77 72
21	A	Georgia	37 75	332	A	Florida A&M	77 68
267	H	Northern Ky.	58 50	222	A	Fla. Atlantic	75 83
227	H	Col. of Charleston	69 73	215	H	Bethune-Cookman	70 63
25	A	Michigan	34 79	258	N	Monmouth	57 67

Non-Div I Games:

Warner

74 38

Edward Waters

73 47

Webber Int'l

81 53

North Florida

Loss,
 Non-Conf, S Site,
 H Home
A Away
 N Neutral

Average RPI Win: 248

Average RPI Loss: 154

WON-LOST
RECORDWINNING
PCT. RANKLAST 10
GAMESSTRENGTH OF
SCHEDULEOPP. STRENGTH
OF SCHEDULETEAM
RPIADJ.
RPICONF.
RPIADJ CONF.
RPIDIV. I ONLY
DIV. I NON-CONF.8- 5
6- 3110
875- 4
5- 2315
337162
89213
209213
20918
1918
19

TOTALS

RPI 1-25

RPI 26-50

W-L RECORDS

RPI 51-100

RPI 101-150

RPI 150+

8- 5

0- 0

0- 0

OVERALL

0- 2

0- 1

8- 2

5- 2

0- 0

0- 0

HOME

0- 1

0- 1

5- 0

1- 3

0- 0

0- 0

AWAY

0- 1

0- 0

1- 2

2- 0

0- 0

0- 0

NEUTRAL

0- 0

0- 0

2- 0

6- 3

0- 0

0- 0

NON-CONFERENCE

0- 2

0- 0

6- 1

3- 1

0- 0

0- 0

HOME

0- 1

0- 0

3- 0

1- 2

0- 0

0- 0

AWAY

0- 1

0- 0

1- 1

2- 0

0- 0

0- 0

NEUTRAL

0- 0

0- 0

2- 0

2- 2

0- 0

0- 0

CONFERENCE

0- 0

0- 1

2- 1

2- 1

0- 0

0- 0

HOME

0- 0

0- 1

2- 0

0- 1

0- 0

0- 0

AWAY

0- 0

0- 0

0- 1

0- 0

0- 0

0- 0

NEUTRAL

0- 0

0- 0

0- 0

RPI 1-25

RPI 26-50

RPI 51-100

RPI 101+

Team's RPI: 213

RPI S Opponent Score

RPI S Opponent Score

RPI S Opponent Score

RPI S Opponent Score

68 H Kansas St. 54 55
78 A Indiana 63 68127 H Rice 49 50
168 A Louisiana Tech 53 61
177 H Tulsa 66 43
178 H La Salle 70 44
195 H Charlotte 73 68
204 H SMU 47 40
283 N Coastal Caro. 50 34
287 N Detroit Mercy 63 57
320 H Old Dominion 63 46
327 A Ill. -Chicago 67 70
337 A Eastern Ill. 63 61

LAST 12 Division I GAMES:

127 H Rice 49 50 195 H Charlotte 73 68
168 A Louisiana Tech 53 61 320 H Old Dominion 63 46
337 A Eastern Ill. 63 61 177 H Tulsa 66 43
327 A Ill. -Chicago 67 70 204 H SMU 47 40
178 H La Salle 70 44 287 N Detroit Mercy 63 57
78 A Indiana 63 68 283 N Coastal Caro. 50 34

Non-Div I Games:

Mid-Amer. Christian 86 52

Tex. A&M Int'l 64 38

Okla. Panhandle 63 41

North Texas

Loss, Non-Conf, S Site, H Home A Away N Neutral

Average RPI Win:	263	WON-LOST	WINNING	LAST 10	STRENGTH OF	OPP. STRENGTH	TEAM	ADJ.	CONF.	ADJ CONF.
Average RPI Loss:	131	RECORD	PCT. RANK	GAMES	SCHEDULE	OF SCHEDULE	RPI	RPI	RPI	RPI
DIV. I ONLY	8- 8	162	5- 5	219	257	198	198	10	10	
DIV. I NON-CONF.	5- 6	187	3- 4	207	313	219	219	11	11	
<hr/>										
TOTALS	RPI 1-25	RPI 26-50	W-L RECORDS	RPI 51-100	RPI 101-150	RPI 150+				
8- 8	0- 0	0- 1	OVERALL	0- 2	0- 1	8- 4				
3- 3	0- 0	0- 0	HOME	0- 1	0- 1	3- 1				
4- 3	0- 0	0- 0	AWAY	0- 1	0- 0	4- 2				
1- 2	0- 0	0- 1	NEUTRAL	0- 0	0- 0	1- 1				
5- 6	0- 0	0- 1	NON-CONFERENCE	0- 0	0- 1	5- 4				
2- 2	0- 0	0- 0	HOME	0- 0	0- 1	2- 1				
2- 2	0- 0	0- 0	AWAY	0- 0	0- 0	2- 2				
1- 2	0- 0	0- 1	NEUTRAL	0- 0	0- 0	1- 1				
3- 2	0- 0	0- 0	CONFERENCE	0- 2	0- 0	3- 0				
1- 1	0- 0	0- 0	HOME	0- 1	0- 0	1- 0				
2- 1	0- 0	0- 0	AWAY	0- 1	0- 0	2- 0				
0- 0	0- 0	0- 0	NEUTRAL	0- 0	0- 0	0- 0				

RPI	S	Opponent	Score	RPI	S	Opponent	Score	RPI	S	Opponent	Score	RPI	S	Opponent	Score
42	N	Houston	64 72	82	A	Elon	71 78	101	H	Harvard	69 79	160	A	New Hampshire	50 65
				87	H	James Madison	57 60	162	H	Providence	95 98	170	A	Boston U.	73 74
								184	H	Marist	78 72	227	H	Col. of Charleston	59 37
								245	N	Illinois St.	55 65	254	N	New Mexico St.	65 64
								268	A	UNCW	54 47	277	H	Fairfield	63 43
								279	A	Towson	70 61	294	A	Massachusetts	64 54
								317	A	Vermont	71 66				
LAST 12 Division I GAMES:															
268	A	UNCW	54 47	227	H	Col. of Charleston	59 37	82	A	Elon	71 78	101	H	Harvard	69 79
87	H	James Madison	57 60	160	A	New Hampshire	50 65	42	N	Houston	64 72	294	A	Massachusetts	64 54
279	A	Towson	70 61												
245	N	Illinois St.	55 65												
254	N	New Mexico St.	65 64												
317	A	Vermont	71 66												

Non-Div I Games:

Northeastern

Average RPI Win: 198

Average RPI Loss: 218

WON-LOST
RECORDWINNING
PCT. RANKLAST 10
GAMESSTRENGTH OF
SCHEDULEOPP. STRENGTH
OF SCHEDULETEAM
RPIADJ.
RPICONF.
RPIADJ CONF.
RPI

DIV. I ONLY	3- 12	301	2- 8	263	329	324	324	19	19
DIV. I NON-CONF.	2- 8	290	1- 5	281	320	338	338	16	16

TOTALS	RPI 1-25	RPI 26-50	W-L RECORDS	RPI 51-100	RPI 101-150	RPI 150+			
3- 12	0- 0	0- 0	OVERALL	0- 0	1- 1	2- 11			
2- 6	0- 0	0- 0	HOME	0- 0	1- 1	1- 5			
0- 6	0- 0	0- 0	AWAY	0- 0	0- 0	0- 6			
1- 0	0- 0	0- 0	NEUTRAL	0- 0	0- 0	1- 0			
2- 8	0- 0	0- 0	NON-CONFERENCE	0- 0	0- 1	2- 7			
1- 4	0- 0	0- 0	HOME	0- 0	0- 1	1- 3			
0- 4	0- 0	0- 0	AWAY	0- 0	0- 0	0- 4			
1- 0	0- 0	0- 0	NEUTRAL	0- 0	0- 0	1- 0			
1- 4	0- 0	0- 0	CONFERENCE	0- 0	1- 0	0- 4			
1- 2	0- 0	0- 0	HOME	0- 0	1- 0	0- 2			
0- 2	0- 0	0- 0	AWAY	0- 0	0- 0	0- 2			
0- 0	0- 0	0- 0	NEUTRAL	0- 0	0- 0	0- 0			

RPI 1-25				RPI 26-50				RPI 51-100				RPI 101+ Team's RPI: 324			
RPI	S	Opponent	Score	RPI	S	Opponent	Score	RPI	S	Opponent	Score	RPI	S	Opponent	Score
												127	H	Rice	83 88
												131	H	Weber St.	76 75
												151	H	Idaho St.	55 75
												174	N	Boise St.	62 60
												193	H	Cal Poly	73 89
												210	A	Denver	73 80
												211	H	UC Santa Barbara	93 96
												219	A	Hawai i	68 84
												226	A	Montana St.	39 81
												236	A	CSUN	69 78
												241	A	Montana	62 70
												243	H	Grand Canyon	54 72
												262	A	Youngstown St.	67 69
												288	H	Arizona	84 66
												296	H	Southern Utah	57 60
LAST 12 Division I GAMES:															
				131	H	Weber St.	76 75	296	H	Southern Utah	57 60				
				226	A	Montana St.	39 81	151	H	Idaho St.	55 75				
				241	A	Montana	62 70	193	H	Cal Poly	73 89				
				236	A	CSUN	69 78	288	H	Arizona	84 66				
				262	A	Youngstown St.	67 69	210	A	Denver	73 80				
				243	H	Grand Canyon	54 72	174	N	Boise St.	62 60				

Non-Div I Games: Antelope Valley 104 49

Northern Ariz.

Average RPI Win:	168	WON-LOST	WINNING	LAST 10	STRENGTH OF	OPP. STRENGTH	TEAM	ADJ.	CONF.	ADJ CONF.
Average RPI Loss:	108	RECORD	PCT. RANK	GAMES	SCHEDULE	OF SCHEDULE	RPI	RPI	RPI	RPI
DIV. I ONLY	13- 4	43	8- 2	62	166	38	38	19	19	
DIV. I NON-CONF.	8- 3	65	4- 2	49	88	38	38	16	16	

TOTALS	RPI 1-25	RPI 26-50	W-L RECORDS	RPI 51-100	RPI 101-150	RPI 150+				
13- 4	0- 0	2- 1	OVERALL	0- 1	3- 1	8- 1				
6- 1	0- 0	1- 0	HOME	0- 0	2- 0	3- 1				
6- 3	0- 0	1- 1	AWAY	0- 1	0- 1	5- 0				
1- 0	0- 0	0- 0	NEUTRAL	0- 0	1- 0	0- 0				
8- 3	0- 0	2- 1	NON-CONFERENCE	0- 1	3- 0	3- 1				
4- 1	0- 0	1- 0	HOME	0- 0	2- 0	1- 1				
3- 2	0- 0	1- 1	AWAY	0- 1	0- 0	2- 0				
1- 0	0- 0	0- 0	NEUTRAL	0- 0	1- 0	0- 0				
5- 1	0- 0	0- 0	CONFERENCE	0- 0	0- 1	5- 0				
2- 0	0- 0	0- 0	HOME	0- 0	0- 0	2- 0				
3- 1	0- 0	0- 0	AWAY	0- 0	0- 1	3- 0				
0- 0	0- 0	0- 0	NEUTRAL	0- 0	0- 0	0- 0				

RPI 1-25				RPI 26-50				Team's RPI: 38				RPI 51-100				RPI 101+			
RPI	S	Opponent	Score	RPI	S	Opponent	Score	RPI	S	Opponent	Score	RPI	S	Opponent	Score	RPI	S	Opponent	Score
29	A	DePaul	94 88	29	A	DePaul	94 88	71	A	Fordham	33 48	131	A	Weber St.	73 82				
48	H	LSU	58 50	48	H	LSU	58 50					132	H	BYU	79 74				
50	A	Quinnipiac	49 60	50	A	Quinnipiac	49 60					144	H	Pacific	80 55				
												145	N	Liberty	65 57				
												151	A	Idaho St.	63 57				
												175	H	San Francisco	73 60				
												179	H	Colorado St.	44 55				
												197	A	Eastern Wash.	70 65				
												202	A	Idaho	78 72				
												210	A	Denver	71 63				
												226	H	Montana St.	82 69				
												241	H	Montana	68 50				
												281	A	UMKC	88 73				
LAST 12 Division I GAMES:																			
241	H	Montana	68 50	241	H	Montana	68 50	151	A	Idaho St.	63 57	151	A	Idaho St.	63 57				
226	H	Montana St.	82 69	226	H	Montana St.	82 69	131	A	Weber St.	73 82	131	A	Weber St.	73 82				
202	A	Idaho	78 72	202	A	Idaho	78 72	179	H	Colorado St.	44 55	179	H	Colorado St.	44 55				
197	A	Eastern Wash.	70 65	197	A	Eastern Wash.	70 65	144	H	Pacific	80 55	144	H	Pacific	80 55				
145	N	Liberty	65 57	145	N	Liberty	65 57	132	H	BYU	79 74	132	H	BYU	79 74				
281	A	UMKC	88 73	281	A	UMKC	88 73	71	A	Fordham	33 48	71	A	Fordham	33 48				

Non-Div I Games:

Northern Colo.

Average RPI Win: 213		WON-LOST RECORD	WINNING PCT. RANK	LAST 10 GAMES	STRENGTH OF SCHEDULE	OPP. STRENGTH OF SCHEDULE	TEAM RPI	ADJ. RPI	CONF. RPI	ADJ CONF. RPI
Average RPI Loss: 72										
DIV. I ONLY		10- 7	119	5- 5	181	118	113	113	7	7
DIV. I NON-CONF.		8- 3	65	4- 2	314	173	136	136	8	8
TOTALS		RPI 1-25	RPI 26-50	W-L RECORDS		RPI 51-100	RPI 101-150	RPI 150+		
10- 7	0- 0		1- 3	OVERALL		0- 2	2- 2	7- 0		
5- 1	0- 0		1- 1	HOME		0- 0	2- 0	2- 0		
4- 4	0- 0		0- 0	AWAY		0- 0	0- 0	4- 0		
1- 2	0- 0		0- 1	NEUTRAL		0- 0	0- 1	1- 0		
8- 3	0- 0		0- 2	NON-CONFERENCE		0- 0	1- 1	7- 0		
3- 0	0- 0		0- 0	HOME		0- 0	1- 0	2- 0		
4- 1	0- 0		0- 1	AWAY		0- 0	0- 0	4- 0		
1- 2	0- 0		0- 1	NEUTRAL		0- 0	0- 1	1- 0		
2- 4	0- 0		1- 1	CONFERENCE		0- 2	1- 1	0- 0		
2- 1	0- 0		1- 1	HOME		0- 0	1- 0	0- 0		
0- 3	0- 0		0- 0	AWAY		0- 2	0- 1	0- 0		
0- 0	0- 0		0- 0	NEUTRAL		0- 0	0- 0	0- 0		

RPI 1-25				RPI 26-50				RPI 51-100				RPI 101+				Team's RPI: 113	
RPI	S	Opponent	Score	RPI	S	Opponent	Score	RPI	S	Opponent	Score	RPI	S	Opponent	Score		
				27	H	Buffalo	86 84	53	A	Toledo	60 63	114	H	Western Ill.	96 94		
				31	A	Iowa	80 105	93	A	Western Mich.	83 88	121	A	Miami (OH)	65 67		
				40	H	Central Mich.	78 81					122	N	Lamar University	80 90		
				46	N	Albany (NY)	91 97					126	H	Kent St.	81 79		
												156	A	SIUE	86 75		
												180	H	Bradley	76 52		
												271	N	Sacramento St.	84 75		
												284	H	Loyola Chicago	80 71		
												302	A	UTSA	69 55		
												336	A	Chicago St.	80 59		
												337	A	Eastern Ill.	93 64		
LAST 12 Division I GAMES:																	
				93	A	Western Mich.	83 88	40	H	Central Mich.	78 81						
				27	H	Buffalo	86 84	53	A	Toledo	60 63						
				126	H	Kent St.	81 79	156	A	SIUE	86 75						
				121	A	Miami (OH)	65 67	284	H	Loyola Chicago	80 71						
				46	N	Albany (NY)	91 97	180	H	Bradley	76 52						
				271	N	Sacramento St.	84 75	122	N	Lamar University	80 90						

Non-Div I Games:

Northern Ill.

■ Loss, ■ Non-Conf, S Site, H Home A Away N Neutral

Average RPI Win:	148	WON-LOST	WINNING	LAST 10	STRENGTH OF	OPP. STRENGTH	TEAM	ADJ.	CONF.	ADJ CONF.
Average RPI Loss:	160	RECORD	PCT. RANK	GAMES	SCHEDULE	OF SCHEDULE	RPI	RPI	RPI	RPI
DIV. I ONLY	3- 13	305	3- 7	129	201	267	267	11	11	
DIV. I NON-CONF.	1- 9	318	1- 5	231	270	318	318	10	10	

TOTALS	RPI 1-25	RPI 26-50	W-L RECORDS	RPI 51-100	RPI 101-150	RPI 150+				
3- 13	1- 0	0- 0	OVERALL	0- 3	1- 5	1- 5				
1- 7	1- 0	0- 0	HOME	0- 3	0- 3	0- 1				
2- 5	0- 0	0- 0	AWAY	0- 0	1- 1	1- 4				
0- 1	0- 0	0- 0	NEUTRAL	0- 0	0- 1	0- 0				
1- 9	0- 0	0- 0	NON-CONFERENCE	0- 1	1- 3	0- 5				
0- 4	0- 0	0- 0	HOME	0- 1	0- 2	0- 1				
1- 4	0- 0	0- 0	AWAY	0- 0	1- 0	0- 4				
0- 1	0- 0	0- 0	NEUTRAL	0- 0	0- 1	0- 0				
2- 4	1- 0	0- 0	CONFERENCE	0- 2	0- 2	1- 0				
1- 3	1- 0	0- 0	HOME	0- 2	0- 1	0- 0				
1- 1	0- 0	0- 0	AWAY	0- 0	0- 1	1- 0				
0- 0	0- 0	0- 0	NEUTRAL	0- 0	0- 0	0- 0				

RPI 1-25				RPI 26-50				RPI 51-100				RPI 101+ Team's RPI: 267			
RPI	S	Opponent	Score	RPI	S	Opponent	Score	RPI	S	Opponent	Score	RPI	S	Opponent	Score
12	H	Green Bay	62 54					78	H	Indiana	56 67	105	H	Cleveland St.	65 70
								86	H	Wright St.	63 68	116	N	Jacksonville	49 61
								89	H	Milwaukee	49 52	126	H	Kent St.	54 59
												142	H	Robert Morris	50 59
												146	A	ETSU	57 45
												150	A	Oakland	53 79
												172	A	Stetson	56 67
												223	A	North Florida	50 58
												242	H	Austin Peay	52 53
												245	A	Illinois St.	37 49
												287	A	Detroit Mercy	78 67
												306	A	Murray St.	87 98

LAST 12 Division I GAMES:															
150	A	Oakland	53 79	105	H	Cleveland St.	65 70								
287	A	Detroit Mercy	78 67	86	H	Wright St.	63 68								
12	H	Green Bay	62 54	223	A	North Florida	50 58								
89	H	Milwaukee	49 52	78	H	Indiana	56 67								
146	A	ETSU	57 45	242	H	Austin Peay	52 53								
116	N	Jacksonville	49 61	172	A	Stetson	56 67								

Non-Div I Games: Oakland City 103 25

Northern Ky.

Average RPI Win:	225	WON-LOST	WINNING	LAST 10	STRENGTH OF	OPP. STRENGTH	TEAM	ADJ.	CONF.	ADJ CONF.
Average RPI Loss:	67	RECORD	PCT. RANK	GAMES	SCHEDULE	OF SCHEDULE	RPI	RPI	RPI	RPI
DIV. I ONLY	9- 10	185	4- 6	120	79	161	161	3	3	
DIV. I NON-CONF.	7- 7	170	2- 5	175	107	185	185	4	4	
<hr/>										
TOTALS	RPI 1-25	RPI 26-50	W-L RECORDS	RPI 51-100	RPI 101-150	RPI 150+				
9- 10	0- 2	0- 2	OVERALL	0- 4	2- 1	7- 1				
5- 5	0- 1	0- 1	HOME	0- 3	1- 0	4- 0				
3- 3	0- 0	0- 1	AWAY	0- 0	0- 0	3- 0				
1- 2	0- 0	0- 0	NEUTRAL	0- 1	1- 0	0- 1				
7- 7	0- 2	0- 1	NON-CONFERENCE	0- 2	2- 1	5- 1				
4- 3	0- 1	0- 1	HOME	0- 1	1- 0	3- 0				
2- 2	0- 1	0- 0	AWAY	0- 0	0- 1	2- 0				
1- 2	0- 0	0- 0	NEUTRAL	0- 1	1- 0	0- 1				
2- 3	0- 0	0- 1	CONFERENCE	0- 2	0- 0	2- 0				
1- 2	0- 0	0- 0	HOME	0- 2	0- 0	1- 0				
1- 1	0- 0	0- 1	AWAY	0- 0	0- 0	1- 0				
0- 0	0- 0	0- 0	NEUTRAL	0- 0	0- 0	0- 0				

RPI 1-25				RPI 26-50				RPI 51-100				RPI 101+				Team's RPI: 161
RPI	S	Opponent	Score	RPI	S	Opponent	Score	RPI	S	Opponent	Score	RPI	S	Opponent	Score	
12	H	Green Bay	57 63	29	H	DePaul	63 92	51	H	Minnesota	63 90	108	N	Auburn	49 48	
19	A	Syracuse	74 81	30	A	Michigan St.	51 81	72	H	Nebraska	59 69	117	A	Missouri St.	59 90	
								89	H	Milwaukee	57 66	150	H	Oakland	88 70	
								90	N	Chattanooga	44 61	154	A	Illinois	74 59	
												158	N	Georgetown	54 55	
												188	H	Wisconsin	69 60	
												237	H	Stony Brook	68 36	
												252	A	UT Martin	71 63	
												260	H	Santa Clara	57 47	
												336	A	Chicago St.	63 36	
												337	H	Eastern Ill.	74 40	
<hr/>																
LAST 12 Division I GAMES:																
30	A	Michigan St.	51 81	188	H	Wisconsin	69 60	72	H	Nebraska	59 69	29	H	DePaul	63 92	
154	A	Illinois	74 59	237	H	Stony Brook	68 36	89	H	Milwaukee	57 66	19	A	Syracuse	74 81	
51	H	Minnesota	63 90	12	H	Green Bay	57 63									
337	H	Eastern Ill.	74 40	117	A	Missouri St.	59 90									

Non-Div I Games:

Northwestern

Average RPI Win:	336	WON-LOST	WINNING	LAST 10	STRENGTH OF	OPP. STRENGTH	TEAM	ADJ.	CONF.	ADJ CONF.
Average RPI Loss:	170	RECORD	PCT. RANK	GAMES	SCHEDULE	OF SCHEDULE	RPI	RPI	RPI	RPI
DIV. I ONLY	2- 11	312	1- 8	206	297	304	304	27	27	
DIV. I NON-CONF.	1- 6	306	1- 4	81	118	232	232	26	26	

TOTALS	RPI 1-25	RPI 26-50	W-L RECORDS	RPI 51-100	RPI 101-150	RPI 150+				
2- 11	0- 1	0- 1	OVERALL	0- 2	0- 1	2- 6				
1- 4	0- 0	0- 0	HOME	0- 0	0- 1	1- 3				
1- 6	0- 0	0- 0	AWAY	0- 1	0- 0	1- 0				
0- 1	0- 0	0- 0	NEUTRAL	0- 0	0- 0	0- 1				
1- 6	0- 1	0- 1	NON-CONFERENCE	0- 2	0- 0	1- 2				
0- 1	0- 0	0- 0	HOME	0- 0	0- 0	0- 1				
1- 4	0- 1	0- 1	AWAY	0- 2	0- 0	1- 0				
0- 1	0- 0	0- 0	NEUTRAL	0- 0	0- 0	0- 1				
1- 5	0- 0	0- 0	CONFERENCE	0- 0	0- 1	1- 4				
1- 3	0- 0	0- 0	HOME	0- 0	0- 1	1- 2				
0- 2	0- 0	0- 0	AWAY	0- 0	0- 0	0- 2				
0- 0	0- 0	0- 0	NEUTRAL	0- 0	0- 0	0- 0				

RPI 1-25				RPI 26-50				RPI 51-100				RPI 101+ Team's RPI: 304			
RPI	S	Opponent	Score	RPI	S	Opponent	Score	RPI	S	Opponent	Score	RPI	S	Opponent	Score
9	A	Texas	44 68	43	A	Oklahoma St.	44 78	75	A	TCU	51 89	139	H	SFA	62 70
								92	A	Ole Miss	44 75	205	H	Southern Miss.	59 71
												239	A	Abilene Christian	41 80
												244	N	Texas Southern	43 56
												257	H	Nicholls St.	63 79
												272	H	A&M-Corpus Christi	56 62
												291	A	McNeese	67 72
												330	A	La.-Monroe	70 48
												342	H	Sam Houston St.	63 60
LAST 12 Division I GAMES:															
139	H	SFA	62 70	342	H	Sam Houston St.	63 60	239	A	Abilene Christian	41 80				
272	H	A&M-Corpus Christi	56 62	244	N	Texas Southern	43 56	330	A	La.-Monroe	70 48				
291	A	McNeese	67 72	305	H	Southern Miss.	59 71	205	H	Southern Miss.	59 71				
257	H	Nicholls St.	63 79	43	A	Oklahoma St.	44 78								
75	A	TCU	51 89												
9	A	Texas	44 68												

Non-Div I Games: LeTourneau 82 39 LSU-Shreveport 62 42 LSU-Alexandria 85 55 Central Baptist 87 22 Northwestern St.

Average RPI	Win:	75	WON-LOST	WINNING	LAST 10	STRENGTH OF	OPP. STRENGTH	TEAM	ADJ.	CONF.	ADJ CONF.
Average RPI	Loss:	3	RECORD	PCT. RANK	GAMES	SCHEDULE	OF SCHEDULE	RPI	RPI	RPI	RPI
DIV. I ONLY		16- 2		7	9- 1	2	6	2	2	1	1
DIV. I NON-CONF.		11- 1		12	5- 1	2	5	2	2	1	1

TOTALS	RPI 1-25		RPI 26-50		W-L RECORDS	RPI 51-100		RPI 101-150		RPI 150+	
16- 2	5- 2		3- 0		OVERALL	3- 0		3- 0		2- 0	
7- 0	2- 0		2- 0		HOME	1- 0		0- 0		2- 0	
6- 2	1- 2		1- 0		AWAY	2- 0		2- 0		0- 0	
3- 0	2- 0		0- 0		NEUTRAL	0- 0		1- 0		0- 0	
11- 1	4- 1		3- 0		NON-CONFERENCE	1- 0		2- 0		1- 0	
4- 0	1- 0		2- 0		HOME	0- 0		0- 0		1- 0	
4- 1	1- 1		1- 0		AWAY	1- 0		1- 0		0- 0	
3- 0	2- 0		0- 0		NEUTRAL	0- 0		1- 0		0- 0	
5- 1	1- 1		0- 0		CONFERENCE	2- 0		1- 0		1- 0	
3- 0	1- 0		0- 0		HOME	1- 0		0- 0		1- 0	
2- 1	0- 1		0- 0		AWAY	1- 0		1- 0		0- 0	
0- 0	0- 0		0- 0		NEUTRAL	0- 0		0- 0		0- 0	

RPI	S	Opponent	Score	RPI	S	Opponent	Score	RPI	S	Opponent	Score	RPI	S	Opponent	Score
1	A	UConn	71 80	29	H	DePaul	91 82	63	A	Georgia Tech	77 54	102	A	Wake Forest	96 73
4	A	Louisville	67 100	30	H	Michigan St.	90 59	73	A	Oregon St.	72 67	118	A	Penn	66 54
13	N	South Carolina	92 85	49	A	Western Ky.	78 65	77	H	Miami (FL)	83 76	146	N	ETSU	77 46
16	H	Marquette	91 85									159	H	Boston College	89 60
19	H	Syracuse	87 72									263	H	Mt. St. Mary's	121 65
22	N	South Fla.	76 66												
25	A	Michigan	83 63												

LAST 12 Division I GAMES:															
63	A	Georgia Tech	77 54	159	H	Boston College	89 60								
77	H	Miami (FL)	83 76	4	A	Louisville	67 100								
102	A	Wake Forest	96 73	118	A	Penn	66 54								
19	H	Syracuse	87 72	30	H	Michigan St.	90 59								
16	H	Marquette	91 85	1	A	UConn	71 80								
29	H	DePaul	91 82	25	A	Michigan	83 63								

Non-Div I Games:

Notre Dame

RPI 1-25				RPI 26-50				RPI 51-100				RPI 101+				Team's RPI: 150	
RPI	S	Opponent	Score	RPI	S	Opponent	Score	RPI	S	Opponent	Score	RPI	S	Opponent	Score		
25	A	Michigan	69 78	30	A	Michigan St.	63 95	86	H	Wright St.	57 77	105	A	Cleveland St.	62 70		
				40	H	Central Mich.	85 103	88	A	IUPUI	64 80	161	A	Northwestern	70 88		
												187	H	Niagara	67 59		
												245	H	Illinois St.	64 43		
												262	A	Youngstown St.	58 48		
												267	H	Northern Ky.	79 53		
												282	A	Cornell	79 77		
												314	A	Canisius	83 48		
												320	N	Old Dominion	80 59		
												327	A	Ill.-Chicago	67 63		
												338	N	Ark.-Pine Bluff	69 37		
LAST 12 Division I GAMES:																	
				267	H	Northern Ky.	79 53	88	A	IUPUI	64 80						
				86	H	Wright St.	57 77	327	A	Ill.-Chicago	67 63						
				262	A	Youngstown St.	58 48	282	A	Cornell	79 77						
				105	A	Cleveland St.	62 70	40	H	Central Mich.	85 103						
				338	N	Ark.-Pine Bluff	69 37	314	A	Canisius	83 48						
				320	N	Old Dominion	80 59	25	A	Michigan	69 78						

Oakl and

Average RPI Win:	176	WON-LOST	WINNING	LAST 10	STRENGTH OF	OPP. STRENGTH	TEAM	ADJ.	CONF.	ADJ CONF.
Average RPI Loss:	69	RECORD	PCT. RANK	GAMES	SCHEDULE	OF SCHEDULE	RPI	RPI	RPI	RPI
DIV. I ONLY	8- 8	162	5- 5	25	121	84	84	7	7	
DIV. I NON-CONF.	5- 5	170	2- 4	52	209	109	109	8	8	

TOTALS	RPI 1-25	RPI 26-50	W-L RECORDS	RPI 51-100	RPI 101-150	RPI 150+				
8- 8	0- 1	1- 3	OVERALL	2- 2	1- 1	4- 1				
4- 3	0- 1	0- 1	HOME	1- 1	1- 0	2- 0				
4- 3	0- 0	1- 0	AWAY	1- 0	0- 0	2- 0				
0- 2	0- 0	0- 1	NEUTRAL	0- 0	0- 0	0- 1				
5- 5	0- 1	1- 1	NON-CONFERENCE	0- 1	1- 1	3- 1				
2- 2	0- 1	0- 0	HOME	0- 1	1- 0	1- 0				
3- 1	0- 0	1- 0	AWAY	0- 0	0- 1	2- 0				
0- 2	0- 0	0- 1	NEUTRAL	0- 0	0- 0	0- 1				
3- 3	0- 0	0- 2	CONFERENCE	2- 1	0- 0	1- 0				
2- 1	0- 0	0- 1	HOME	1- 0	0- 0	1- 0				
1- 2	0- 0	0- 1	AWAY	1- 1	0- 0	0- 0				
0- 0	0- 0	0- 0	NEUTRAL	0- 0	0- 0	0- 0				

RPI 1-25				RPI 26-50				RPI 51-100				RPI 101+			
RPI	S	Opponent	Score	RPI	S	Opponent	Score	RPI	S	Opponent	Score	RPI	S	Opponent	Score
25	H	Michigan	61 74	27	H	Buffalo	63 67	53	A	Toledo	57 75	104	H	High Point	64 61
				40	A	Central Mich.	58 82	53	H	Toledo	78 61	105	A	Cleveland St.	64 71
				44	A	Purdue	77 71	88	H	IUPUI	52 76	165	N	Furman	68 70
				45	N	Virginia	59 77	93	A	Western Mich.	69 54	234	H	Akron	70 67
												264	H	N.C. A&T	72 65
												297	A	Eastern Ky.	69 57
												321	A	Marshall	54 52

Team's RPI: 84															
LAST 12 Division I GAMES:															
				53	A	Toledo	57 75	27	H	Buffalo	63 67				
				234	H	Akron	70 67	93	A	Western Mich.	69 54				
				40	A	Central Mich.	58 82	165	N	Furman	68 70				
				53	H	Toledo	78 61	44	A	Purdue	77 71				
				264	H	N.C. A&T	72 65	105	A	Cleveland St.	64 71				
				45	N	Virginia	59 77	88	H	IUPUI	52 76				

Non-Div I Games: Notre Dame (OH) 93 37

Ohio

Average RPI	Win:	95	WON-LOST	WINNING	LAST 10	STRENGTH OF	OPP. STRENGTH	TEAM	ADJ.	CONF.	ADJ CONF.
Average RPI	Loss:	15	RECORD	PCT. RANK	GAMES	SCHEDULE	OF SCHEDULE	RPI	RPI	RPI	RPI
DIV. I ONLY		16- 3	16	9- 1	12	2	7	7	3	3	
DIV. I NON-CONF.		11- 2	23	5- 1	13	4	9	9	4	4	

TOTALS	RPI 1-25		RPI 26-50		W-L RECORDS	RPI 51-100		RPI 101-150		RPI 150+	
16- 3	1- 3		4- 0		OVERALL	6- 0		2- 0		3- 0	
8- 2	0- 2		2- 0		HOME	4- 0		1- 0		1- 0	
5- 1	1- 1		0- 0		AWAY	2- 0		1- 0		1- 0	
3- 0	0- 0		2- 0		NEUTRAL	0- 0		0- 0		1- 0	
11- 2	0- 2		4- 0		NON-CONFERENCE	2- 0		2- 0		3- 0	
6- 1	0- 1		2- 0		HOME	2- 0		1- 0		1- 0	
2- 1	0- 1		0- 0		AWAY	0- 0		1- 0		1- 0	
3- 0	0- 0		2- 0		NEUTRAL	0- 0		0- 0		1- 0	
5- 1	1- 1		0- 0		CONFERENCE	4- 0		0- 0		0- 0	
2- 1	0- 1		0- 0		HOME	2- 0		0- 0		0- 0	
3- 0	1- 0		0- 0		AWAY	2- 0		0- 0		0- 0	
0- 0	0- 0		0- 0		NEUTRAL	0- 0		0- 0		0- 0	

RPI	S	Opponent	Score	RPI	S	Opponent	Score	RPI	S	Opponent	Score	RPI	S	Opponent	Score
4	H	Louisville	90 95	33	H	Stanford	85 64	51	H	Minnesota	91 75	136	H	Washington	85 76
17	A	Duke	60 69	33	N	Stanford	94 82	72	A	Nebraska	73 61	149	A	Cincinnati	87 76
25	A	Michigan	78 71	41	N	FGCU	104 62	78	A	Indiana	77 62	157	N	Memphis	100 69
25	H	Michigan	75 84	50	H	Quinnipiac	95 63	78	H	Indiana	85 70	202	H	Idaho	99 56
								98	H	Maine	83 70	212	A	Florida	103 77
								99	H	Dartmouth	103 70				

LAST 12 Division I GAMES:															
25	A	Michigan	78 71	25	H	Michigan	75 84	78	A	Indiana	77 62	212	A	Florida	103 77
51	H	Minnesota	91 75	78	A	Indiana	85 70	98	H	Maine	83 70	17	A	Duke	60 69
78	H	Indiana	85 70	212	A	Florida	103 77	33	N	Stanford	94 82				
72	A	Nebraska	73 61												
149	A	Cincinnati	87 76												
99	H	Dartmouth	103 70												

Non-Div I Games:

Ohio St.

Oklahoma

Oklahoma				Through Games Of Jan. 17, 2018							
Average RPI	Win:	118	WON-LOST	WINNING	LAST 10	STRENGTH OF	OPP. STRENGTH	TEAM	ADJ.	CONF.	ADJ CONF.
Average RPI	Loss:	54	RECORD	PCT. RANK	GAMES	SCHEDULE	OF SCHEDULE	RPI	RPI	RPI	RPI
DIV. I ONLY		9- 9	162	6- 4	3	19	28	28	5	5	
DIV. I NON-CONF.		5- 6	187	2- 3	3	9	32	32	6	6	

TOTALS		RPI 1-25	RPI 26-50		W-L RECORDS		RPI 51-100	RPI 101-150	RPI 150+		
9- 9	1- 4	0- 3		OVERALL		4- 0	0- 1	4- 1			
5- 3	1- 2	0- 0		HOME		3- 0	0- 0	1- 1			
4- 5	0- 1	0- 3		AWAY		1- 0	0- 1	3- 0			
0- 1	0- 1	0- 0		NEUTRAL		0- 0	0- 0	0- 0			
5- 6	1- 2	0- 2		NON-CONFERENCE		2- 0	0- 1	2- 1			
4- 1	1- 0	0- 0		HOME		2- 0	0- 0	1- 1			
1- 4	0- 1	0- 2		AWAY		0- 0	0- 1	1- 0			
0- 1	0- 1	0- 0		NEUTRAL		0- 0	0- 0	0- 0			
4- 3	0- 2	0- 1		CONFERENCE		2- 0	0- 0	2- 0			
1- 2	0- 2	0- 0		HOME		1- 0	0- 0	0- 0			
3- 1	0- 0	0- 1		AWAY		1- 0	0- 0	2- 0			
0- 0	0- 0	0- 0		NEUTRAL		0- 0	0- 0	0- 0			

RPI 1-25				RPI 26-50		Team's RPI: 28		RPI 51-100		RPI 101+	
RPI	S	Opponent	Score	RPI	S	Opponent	Score	RPI	S	Opponent	Score
1	N	UConn	64 88	29	A	DePaul	108 111	58	H	New Mexico	105 63
5	A	Oregon	74 92	36	A	South Dakota St.	61 67	68	A	Kansas St.	76 71
9	H	Texas	78 88	43	A	Oklahoma St.	82 96	74	H	Belmont	96 73
18	H	Baylor	52 74					75	H	TCU	84 71
22	H	South Fla.	79 74								

LAST 12 Division I GAMES:											
232	A	Texas Tech	73 52	68	A	Kansas St.	76 71				
43	A	Oklahoma St.	82 96	18	H	Baylor	52 74				
75	H	TCU	84 71	58	H	New Mexico	105 63				
153	A	Iowa St.	74 69	22	H	South Fla.	79 74				
9	H	Texas	78 88	36	A	South Dakota St.	61 67				
1	N	UConn	64 88	212	H	Florida	61 80				

Oklahoma

Non-Div I Games:

Oklahoma

Oklahoma State

Oklahoma St.					Through Games Of Jan. 17, 2018						
Average RPI	Win:	182	WON-LOST	WINNING	LAST 10	STRENGTH OF	OPP. STRENGTH	TEAM	ADJ.	CONF.	ADJ CONF.
Average RPI	Loss:	22	RECORD	PCT. RANK	GAMES	SCHEDULE	OF SCHEDULE	RPI	RPI	RPI	RPI
DIV. I ONLY		13- 4		43	7- 3	80	29	43	43	5	5
DIV. I NON-CONF.		9- 2		34	4- 2	179	103	62	62	6	6

TOTALS	RPI 1-25		RPI 26-50		W-L RECORDS	RPI 51-100		RPI 101-150		RPI 150+	
13- 4	1- 3		2- 0		OVERALL	2- 1		0- 0		8- 0	
11- 0	1- 0		2- 0		HOME	1- 0		0- 0		7- 0	
1- 3	0- 2		0- 0		AWAY	0- 1		0- 0		1- 0	
1- 1	0- 1		0- 0		NEUTRAL	1- 0		0- 0		0- 0	
9- 2	1- 2		0- 0		NON-CONFERENCE	1- 0		0- 0		7- 0	
8- 0	1- 0		0- 0		HOME	0- 0		0- 0		7- 0	
0- 1	0- 1		0- 0		AWAY	0- 0		0- 0		0- 0	
1- 1	0- 1		0- 0		NEUTRAL	1- 0		0- 0		0- 0	
4- 2	0- 1		2- 0		CONFERENCE	1- 1		0- 0		1- 0	
3- 0	0- 0		2- 0		HOME	1- 0		0- 0		0- 0	
1- 2	0- 1		0- 0		AWAY	0- 1		0- 0		1- 0	
0- 0	0- 0		0- 0		NEUTRAL	0- 0		0- 0		0- 0	

RPI 1-25				RPI 26-50		Team's RPI: 43		RPI 51-100		RPI 101+	
RPI	S	Opponent	Score	RPI	S	Opponent	Score	RPI	S	Opponent	Score
3	A	Mississippi St.	76 79	28	H	Oklahoma	96 82	68	A	Kansas St.	64 80
8	N	Tennessee	69 79	37	H	West Virginia	79 73	68	H	Kansas St.	76 68
9	A	Texas	79 84					95	N	South Dakota	76 68
11	H	UCLA	87 72								

LAST 12 Division I GAMES:											
28	H	Oklahoma	96 82	37	H	West Virginia	79 73	176	H	Wichita St.	91 67
9	A	Texas	79 84	68	A	Kansas St.	64 80	207	H	Southern U.	94 66
68	H	Kansas St.	76 68	11	H	UCLA	87 72	232	A	Texas Tech	98 57
232	A	Texas Tech	98 57	3	A	Mississippi St.	76 79	273	H	Incarnate Word	86 35
330	H	La. -Monroe	112 58	207	H	Southern U.	94 66	293	H	USC Upstate	108 71
293	H	USC Upstate	108 71	8	N	Tennessee	69 79	304	H	Northwestern St.	78 44
								310	H	UTRGV	80 38
								330	H	La. -Monroe	112 58

Oklahoma State

Non-Div I Games:

Oklahoma St.

Average RPI Win:	328	WON-LOST	WINNING	LAST 10	STRENGTH OF	OPP. STRENGTH	TEAM	ADJ.	CONF.	ADJ CONF.
Average RPI Loss:	163	RECORD	PCT. RANK	GAMES	SCHEDULE	OF SCHEDULE	RPI	RPI	RPI	RPI
DIV. I ONLY	2- 16	332	1- 9	191	290	320	320	18	18	
DIV. I NON-CONF.	2- 12	306	2- 6	182	304	320	320	19	19	

TOTALS	RPI 1-25	RPI 26-50	W-L RECORDS	RPI 51-100	RPI 101-150	RPI 150+				
2- 16	0- 1	0- 1	OVERALL	0- 1	0- 6	2- 7				
2- 7	0- 1	0- 1	HOME	0- 1	0- 2	2- 2				
0- 6	0- 0	0- 0	AWAY	0- 0	0- 2	0- 4				
0- 3	0- 0	0- 0	NEUTRAL	0- 0	0- 2	0- 1				
2- 12	0- 1	0- 1	NON-CONFERENCE	0- 0	0- 6	2- 4				
2- 5	0- 1	0- 1	HOME	0- 0	0- 2	2- 1				
0- 4	0- 0	0- 0	AWAY	0- 0	0- 2	0- 2				
0- 3	0- 0	0- 0	NEUTRAL	0- 0	0- 2	0- 1				
0- 4	0- 0	0- 0	CONFERENCE	0- 1	0- 0	0- 3				
0- 2	0- 0	0- 0	HOME	0- 1	0- 0	0- 1				
0- 2	0- 0	0- 0	AWAY	0- 0	0- 0	0- 2				
0- 0	0- 0	0- 0	NEUTRAL	0- 0	0- 0	0- 0				

RPI 1-25				RPI 26-50				RPI 51-100				RPI 101+ Team's RPI: 320			
RPI	S	Opponent	Score	RPI	S	Opponent	Score	RPI	S	Opponent	Score	RPI	S	Opponent	Score
17	H	Duke	51 84	26	H	NC State	56 73	81	H	UAB	61 74	110	A	George Mason	53 66
												134	A	William & Mary	58 75
												141	N	Saint Francis (PA)	68 79
												145	H	Liberty	55 63
												149	H	Cincinnati	33 54
												150	N	Oakland	59 80
												163	A	Hampton	42 50
												195	H	Charlotte	60 63
												213	A	North Texas	46 63
												228	H	Richmond	45 54
												239	N	Abilene Christian	60 74
												302	A	UTSA	56 64
												308	A	VCU	39 68
												315	H	Coppin St.	75 67
												340	H	South Carolina St.	52 35

LAST 12 Division I GAMES:															
213	A	North Texas	46 63	163	A	Hampton	42 50								
195	H	Charlotte	60 63	302	A	UTSA	56 64								
81	H	UAB	61 74	134	A	William & Mary	58 75								
340	H	South Carolina St.	52 35	308	A	VCU	39 68								
239	N	Abilene Christian	60 74	149	H	Cincinnati	33 54								
150	N	Oakland	59 80	315	H	Coppin St.	75 67								

Non-Div I Games:

Old Dominion

Average RPI	Win: 215	WON-LOST RECORD	WINNING PCT. RANK	LAST 10 GAMES	STRENGTH OF SCHEDULE	OPP. STRENGTH OF SCHEDULE	TEAM RPI	ADJ. RPI	CONF. RPI	ADJ CONF. RPI
Average RPI	Loss: 58									
DIV. I ONLY	11- 6	89	5- 5	104	125	92	92	2	2	
DIV. I NON-CONF.	10- 3	51	6- 2	221	231	87	87	2	2	

TOTALS	RPI 1-25	RPI 26-50	W-L RECORDS	RPI 51-100	RPI 101-150	RPI 150+				
11- 6	0- 3	0- 0	OVERALL	0- 1	2- 2	9- 0				
9- 1	0- 1	0- 0	HOME	0- 0	2- 0	7- 0				
1- 4	0- 0	0- 0	AWAY	0- 0	0- 0	1- 0				
1- 1	0- 0	0- 0	NEUTRAL	0- 0	0- 1	1- 0				
10- 3	0- 1	0- 0	NON-CONFERENCE	0- 0	2- 2	8- 0				
8- 0	0- 0	0- 0	HOME	0- 0	2- 0	6- 0				
1- 2	0- 1	0- 0	AWAY	0- 0	0- 1	1- 0				
1- 1	0- 0	0- 0	NEUTRAL	0- 0	0- 1	1- 0				
1- 3	0- 2	0- 0	CONFERENCE	0- 1	0- 0	1- 0				
1- 1	0- 1	0- 0	HOME	0- 0	0- 0	1- 0				
0- 2	0- 1	0- 0	AWAY	0- 1	0- 0	0- 0				
0- 0	0- 0	0- 0	NEUTRAL	0- 0	0- 0	0- 0				

RPI	S	Opponent	Score	RPI	S	Opponent	Score	RPI	S	Opponent	Score	RPI	S	Opponent	Score
3	A	Mississippi St.	45 76					66	A	Arkansas	72 73	103	H	South Ala.	66 59
5	A	Oregon	46 90									109	H	Middle Tenn.	65 56
13	H	South Carolina	62 88									115	N	Saint Louis	64 79
												143	A	Portland St.	79 94
												167	A	Temple	64 48
												203	H	Arkansas St.	74 48
												205	H	Southern Miss.	68 59
												212	H	Florida	78 75
												229	H	Troy	96 93
												244	H	Texas Southern	73 58
												275	H	Kennesaw St.	92 63
												304	H	Northwestern St.	75 44
												319	N	Delaware St.	110 58

Team's RPI: 92															
LAST 12 Division I GAMES:															
13	H	South Carolina	62 88	3	A	Mississippi St.	45 76	212	H	Florida	78 75				
66	A	Arkansas	72 73	103	H	South Ala.	66 59	203	H	Arkansas St.	74 48				
244	H	Texas Southern	73 58	109	H	Middle Tenn.	65 56	167	A	Temple	64 48				
143	A	Portland St.	79 94												
5	A	Oregon	46 90												
205	H	Southern Miss.	68 59												

Non-Div I Games:

Ole Miss

Average RPI Win:	260	WON-LOST	WINNING	LAST 10	STRENGTH OF	OPP. STRENGTH	TEAM	ADJ.	CONF.	ADJ CONF.
Average RPI Loss:	146	RECORD	PCT. RANK	GAMES	SCHEDULE	OF SCHEDULE	RPI	RPI	RPI	RPI
DIV. I ONLY	6- 8	218	2- 6	248	227	225	225	14	14	
DIV. I NON-CONF.	6- 4	122	4- 2	290	238	174	174	14	14	

TOTALS	RPI 1-25	RPI 26-50	W-L RECORDS	RPI 51-100	RPI 101-150	RPI 150+				
6- 8	0- 0	0- 1	OVERALL	0- 2	0- 1	6- 4				
3- 3	0- 0	0- 0	HOME	0- 1	0- 1	3- 1				
3- 5	0- 0	0- 1	AWAY	0- 1	0- 0	3- 3				
0- 0	0- 0	0- 0	NEUTRAL	0- 0	0- 0	0- 0				
6- 4	0- 0	0- 0	NON-CONFERENCE	0- 2	0- 0	6- 2				
3- 1	0- 0	0- 0	HOME	0- 1	0- 0	3- 0				
3- 3	0- 0	0- 0	AWAY	0- 1	0- 0	3- 2				
0- 0	0- 0	0- 0	NEUTRAL	0- 0	0- 0	0- 0				
0- 4	0- 0	0- 1	CONFERENCE	0- 0	0- 1	0- 2				
0- 2	0- 0	0- 0	HOME	0- 0	0- 1	0- 1				
0- 2	0- 0	0- 1	AWAY	0- 0	0- 0	0- 1				
0- 0	0- 0	0- 0	NEUTRAL	0- 0	0- 0	0- 0				

RPI	S	Opponent	Score	RPI	S	Opponent	Score	RPI	S	Opponent	Score	RPI	S	Opponent	Score	Team's RPI: 225
36	A	South Dakota St.	64 89	56	H	Creighton	51 72	114	H	Western Ill.	51 90	180	A	Bradley	56 69	
				68	A	Kansas St.	60 81	194	H	UNI	78 74	199	H	Oral Roberts	53 82	
								221	A	CSU Bakersfield	43 52	226	H	Montana St.	64 53	
								236	A	CSUN	68 60	276	A	Wofford	64 60	
								293	A	USC Upstate	69 66	295	A	Fort Wayne	65 76	
								332	H	Florida A&M	78 73					

LAST 12 Division I GAMES:																
36	A	South Dakota St.	64 89	114	H	Western Ill.	51 90	199	H	Oral Roberts	53 82	295	A	Fort Wayne	65 76	
236	A	CSUN	68 60	276	A	Wofford	64 60	293	A	USC Upstate	69 66	332	H	Florida A&M	78 73	
221	A	CSU Bakersfield	43 52	226	H	Montana St.	64 53									
56	H	Creighton	51 72													
194	H	UNI	78 74													

Non-Div I Games: Graceland (IA) 96 69 St. Mary (NE) 81 58

Omaha

Average RPI Win:	285	WON-LOST	WINNING	LAST 10	STRENGTH OF	OPP. STRENGTH	TEAM	ADJ.	CONF.	ADJ CONF.
Average RPI Loss:	95	RECORD	PCT. RANK	GAMES	SCHEDULE	OF SCHEDULE	RPI	RPI	RPI	RPI

DIV. I ONLY	10- 8	146	5- 5	304	205	199	199	14	14
DIV. I NON-CONF.	7- 5	132	4- 2	335	229	217	217	14	14

TOTALS	RPI 1-25	RPI 26-50	W-L RECORDS	RPI 51-100	RPI 101-150	RPI 150+			
10- 8	0- 0	0- 1	OVERALL	0- 4	0- 2	10- 1			
2- 3	0- 0	0- 1	HOME	0- 2	0- 0	2- 0			
4- 5	0- 0	0- 0	AWAY	0- 2	0- 2	4- 1			
4- 0	0- 0	0- 0	NEUTRAL	0- 0	0- 0	4- 0			
7- 5	0- 0	0- 0	NON-CONFERENCE	0- 3	0- 1	7- 1			
1- 1	0- 0	0- 0	HOME	0- 1	0- 0	1- 0			
2- 4	0- 0	0- 0	AWAY	0- 2	0- 1	2- 1			
4- 0	0- 0	0- 0	NEUTRAL	0- 0	0- 0	4- 0			
3- 3	0- 0	0- 1	CONFERENCE	0- 1	0- 1	3- 0			
1- 2	0- 0	0- 1	HOME	0- 1	0- 0	1- 0			
2- 1	0- 0	0- 0	AWAY	0- 0	0- 1	2- 0			
0- 0	0- 0	0- 0	NEUTRAL	0- 0	0- 0	0- 0			

RPI 1-25				RPI 26-50				RPI 51-100				RPI 101+ Team's RPI: 199			
RPI	S	Opponent	Score	RPI	S	Opponent	Score	RPI	S	Opponent	Score	RPI	S	Opponent	Score
				36	H	South Dakota St.	70 77	66	H	Arkansas	66 77	114	A	Western Ill.	49 56
								75	A	TCU	58 72	117	A	Missouri St.	66 76
								76	A	Utah	50 71	177	A	Tulsa	53 41
								95	H	South Dakota	68 73	181	A	UT Arlington	46 70
												225	A	Omaha	82 53
												270	H	North Dakota St.	71 48
												281	A	UMKC	76 73
												289	N	Alcorn	76 52
												295	A	Fort Wayne	73 48
												311	N	Cal St. Fullerton	60 50
												331	N	Long Beach St.	64 58
												333	H	Houston Baptist	78 56
												336	N	Chicago St.	73 43

LAST 12 Division I GAMES:															
270	H	North Dakota St.	71 48	95	H	South Dakota	68 73	114	A	Western Ill.	49 56	36	H	South Dakota St.	70 77
295	A	Fort Wayne	73 48	289	N	Alcorn	76 52	117	A	Missouri St.	66 76	281	A	UMKC	76 73
225	A	Omaha	82 53	311	N	Cal St. Fullerton	60 50	333	H	Houston Baptist	78 56	336	N	Chicago St.	73 43
76	A	Utah	50 71												

Non-Div I Games: Okla. Panhandle 88 35

Oral Roberts

Average RPI Win: 121

Average RPI Loss: 4

WON-LOST
RECORDWINNING
PCT. RANKLAST 10
GAMESSTRENGTH OF
SCHEDULEOPP. STRENGTH
OF SCHEDULETEAM
RPIADJ.
RPICONF.
RPIADJ CONF.
RPIDIV. I ONLY
DIV. I NON-CONF.17- 2
11- 26
239- 1
5- 118
117
115
55
54
34
3

TOTALS

RPI 1-25

RPI 26-50

W-L RECORDS

RPI 51-100

RPI 101-150

RPI 150+

17- 2 4- 2
12- 0 1- 0
3- 2 2- 2
2- 0 1- 02- 0
1- 0
1- 0
0- 0OVERALL
HOME
AWAY
NEUTRAL2- 0
2- 0
0- 0
0- 03- 0
3- 0
0- 0
0- 06- 0
5- 0
0- 0
1- 011- 2 2- 2
8- 0 0- 0
1- 2 1- 2
2- 0 1- 01- 0
1- 0
0- 0
0- 0NON-CONFERENCE
HOME
AWAY
NEUTRAL1- 0
1- 0
0- 0
0- 02- 0
2- 0
0- 0
0- 05- 0
4- 0
0- 0
1- 06- 0 2- 0
4- 0 1- 0
2- 0 1- 0
0- 0 0- 01- 0
0- 0
1- 0
0- 0CONFERENCE
HOME
AWAY
NEUTRAL1- 0
1- 0
0- 0
0- 01- 0
1- 0
0- 0
0- 01- 0
1- 0
0- 0
0- 0

RPI 1-25 Team's RPI: 5

RPI 26-50

RPI 51-100

RPI 101+

RPI	S	Opponent	Score
3	A	Mississippi St.	79 90
4	A	Louisville	61 74
11	A	UCLA	70 61
15	A	Texas A&M	83 68
15	N	Texas A&M	84 62
23	H	Arizona St.	74 64

RPI	S	Opponent	Score
28	H	Oklahoma	92 74
32	A	Southern California	70 66

RPI	S	Opponent	Score
52	H	Washington St.	89 56
92	H	Ole Miss	90 46

RPI	S	Opponent	Score
128	H	Drake	110 77
131	H	Weber St.	114 87
136	H	Washington	94 83
163	H	Hampton	87 45
197	H	Eastern Wash.	81 40
219	N	Hawaii	85 44
236	H	CSUN	91 43
288	H	Arizona	62 44
296	H	Southern Utah	98 38

LAST 12 Division I GAMES:

11	A	UCLA	70 61	23	H	Arizona St.	74 64
32	A	Southern California	70 66	288	H	Arizona	62 44
136	H	Washington	94 83	92	H	Ole Miss	90 46
52	H	Washington St.	89 56	3	A	Mississippi St.	79 90
219	N	Hawaii	85 44	296	H	Southern Utah	98 38
15	N	Texas A&M	84 62	131	H	Weber St.	114 87

Non-Div I Games:

Oregon

Pacific

Pacifi c				Through Games Of Jan. 17, 2018								
Average RPI	Win:	212	WON-LOST	WINNING	LAST 10	STRENGTH OF	OPP. STRENGTH	TEAM	ADJ.	CONF.	ADJ CONF.	
Average RPI	Loss:	90	RECORD	PCT. RANK	GAMES	SCHEDULE	OF SCHEDULE	RPI	RPI	RPI	RPI	
DIV. I ONLY		7- 9		209	4- 6	42	196	144	144	12	12	
DIV. I NON-CONF.		5- 5		170	3- 3	38	199	129	129	12	12	

TOTALS		RPI 1-25		RPI 26-50		W-L RECORDS		RPI 51-100		RPI 101-150		RPI 150+
7- 9		0- 1		0- 1		OVERALL		1- 4		1- 2		5- 1
5- 5		0- 1		0- 0		HOME		1- 4		1- 0		3- 0
2- 4		0- 0		0- 1		AWAY		0- 0		0- 2		2- 1
0- 0		0- 0		0- 0		NEUTRAL		0- 0		0- 0		0- 0
5- 5		0- 1		0- 1		NON-CONFERENCE		1- 2		1- 0		3- 1
4- 3		0- 1		0- 0		HOME		1- 2		1- 0		2- 0
1- 2		0- 0		0- 1		AWAY		0- 0		0- 0		1- 1
0- 0		0- 0		0- 0		NEUTRAL		0- 0		0- 0		0- 0
2- 4		0- 0		0- 0		CONFERENCE		0- 2		0- 2		2- 0
1- 2		0- 0		0- 0		HOME		0- 2		0- 0		1- 0
1- 2		0- 0		0- 0		AWAY		0- 0		0- 2		1- 0
0- 0		0- 0		0- 0		NEUTRAL		0- 0		0- 0		0- 0

RPI 1-25				RPI 26-50				RPI 51-100				RPI 101+ Team's RPI: 144			
RPI	S	Opponent	Score	RPI	S	Opponent	Score	RPI	S	Opponent	Score	RPI	S	Opponent	Score
24	H	Cal i forn i a	85 92	38	A	Northern Colo.	55 80	55	H	UCF	78 74	122	H	Lamar Uni versi ty	80 75
								57	H	UC Davis	58 90	132	A	BYU	65 77
								60	H	Saint Mary's (CA)	69 70	147	A	Loyol a Marymount	60 75
								64	H	Gonzaga	72 99	190	A	Fresno St.	70 81
								96	H	Brown	57 74	191	A	San Di ego	81 68
												220	A	Seattle U	85 73
												259	H	San Jose St.	106 97
												311	H	Cal St. Fullerton	81 65
												323	H	Portland	91 55

LAST 12 Divi s i o n I GAMES:															
132	A	BYU	65 77	323	H	Portland	91 55								
60	H	Saint Mary's (CA)	69 70	191	A	San Di ego	81 68								
147	A	Loyol a Marymount	60 75	24	H	Cal i forn i a	85 92								
64	H	Gonzaga	72 99	190	A	Fresno St.	70 81								
55	H	UCF	78 74	38	A	Northern Colo.	55 80								
220	A	Seattle U	85 73	122	H	Lamar Uni versi ty	80 75								

Non-Di v I Games: UC Merced 123 59

Paci f i c

Pacific

Average RPI Win:	172	WON-LOST	WINNING	LAST 10	STRENGTH OF	OPP. STRENGTH	TEAM	ADJ.	CONF.	ADJ CONF.
Average RPI Loss:	82	RECORD	PCT. RANK	GAMES	SCHEDULE	OF SCHEDULE	RPI	RPI	RPI	RPI
DIV. I ONLY	11- 8	127	4- 6	61	61	83	83	3	3	
DIV. I NON-CONF.	9- 4	82	4- 2	148	138	75	75	4	4	

TOTALS	RPI 1-25	RPI 26-50	W-L RECORDS	RPI 51-100	RPI 101-150	RPI 150+				
11- 8	0- 2	0- 1	OVERALL	3- 3	1- 0	7- 2				
7- 2	0- 0	0- 1	HOME	3- 1	1- 0	3- 0				
4- 4	0- 2	0- 0	AWAY	0- 1	0- 0	4- 1				
0- 2	0- 0	0- 0	NEUTRAL	0- 1	0- 0	0- 1				
9- 4	0- 0	0- 0	NON-CONFERENCE	2- 2	1- 0	6- 2				
6- 0	0- 0	0- 0	HOME	2- 0	1- 0	3- 0				
3- 2	0- 0	0- 0	AWAY	0- 1	0- 0	3- 1				
0- 2	0- 0	0- 0	NEUTRAL	0- 1	0- 0	0- 1				
2- 4	0- 2	0- 1	CONFERENCE	1- 1	0- 0	1- 0				
1- 2	0- 0	0- 1	HOME	1- 1	0- 0	0- 0				
1- 2	0- 2	0- 0	AWAY	0- 0	0- 0	1- 0				
0- 0	0- 0	0- 0	NEUTRAL	0- 0	0- 0	0- 0				

RPI 1-25				RPI 26-50				RPI 51-100				Team's RPI : 83				RPI 101+			
RPI	S	Opponent	Score	RPI	S	Opponent	Score	RPI	S	Opponent	Score	RPI	S	Opponent	Score	RPI	S	Opponent	Score
10	A	Rutgers	65 70	35	H	Maryl and	65 69	51	H	Mi nnesota	71 91	102	H	Wake Forest	68 58				
25	A	Mi chi gan	69 89					61	H	Drexel	84 70	162	A	Provi dence	60 51				
								67	A	Ameri can	66 75	168	N	Loui si ana Tech	59 71				
								68	N	Kansas St.	65 70	171	A	Pi ttsburgh	59 48				
								71	H	Fordham	65 60	188	A	Wi sconsi n	69 62				
								78	H	Indi ana	77 74	206	H	Si ena	86 72				
												230	A	St. Bonaventure	62 65				
												231	H	Manhattan	78 46				
												303	H	Central Conn. St.	83 66				
												321	A	Marshall I	80 65				
LAST 12 Di vi si on I GAMES:																			
10	A	Rutgers	65 70	188	A	Wi sconsi n	69 62	51	H	Mi nnesota	71 91								
78	H	Indi ana	77 74	230	A	St. Bonaventure	62 65	71	H	Fordham	65 60								
35	H	Maryl and	65 69	71	H	Manhattan	78 46	231	H	Manhattan	78 46								
25	A	Mi chi gan	69 89	102	H	Wake Forest	68 58												
67	A	Ameri can	66 75																
171	A	Pi ttsburgh	59 48																

Non-Div I Games:

Penn St.

Average RPI Win:	237	WON-LOST	WINNING	LAST 10	STRENGTH OF	OPP. STRENGTH	TEAM	ADJ.	CONF.	ADJ CONF.
Average RPI Loss:	137	RECORD	PCT. RANK	GAMES	SCHEDULE	OF SCHEDULE	RPI	RPI	RPI	RPI
DIV. I ONLY	6- 10	241	3- 7	98	295	200	200	12	12	
DIV. I NON-CONF.	4- 6	214	2- 4	127	342	192	192	12	12	

TOTALS	RPI 1-25	RPI 26-50	W-L RECORDS	RPI 51-100	RPI 101-150	RPI 150+				
6- 10	0- 0	0- 0	OVERALL	0- 4	0- 2	6- 4				
4- 3	0- 0	0- 0	HOME	0- 0	0- 1	4- 2				
2- 7	0- 0	0- 0	AWAY	0- 4	0- 1	2- 2				
0- 0	0- 0	0- 0	NEUTRAL	0- 0	0- 0	0- 0				
4- 6	0- 0	0- 0	NON-CONFERENCE	0- 2	0- 1	4- 3				
2- 2	0- 0	0- 0	HOME	0- 0	0- 0	2- 2				
2- 4	0- 0	0- 0	AWAY	0- 2	0- 1	2- 1				
0- 0	0- 0	0- 0	NEUTRAL	0- 0	0- 0	0- 0				
2- 4	0- 0	0- 0	CONFERENCE	0- 2	0- 1	2- 1				
2- 1	0- 0	0- 0	HOME	0- 0	0- 1	2- 0				
0- 3	0- 0	0- 0	AWAY	0- 2	0- 0	0- 1				
0- 0	0- 0	0- 0	NEUTRAL	0- 0	0- 0	0- 0				

RPI 1-25				RPI 26-50				RPI 51-100				RPI 101+				Team's RPI: 200
RPI	S	Opponent	Score	RPI	S	Opponent	Score	RPI	S	Opponent	Score	RPI	S	Opponent	Score	
								57	A	UC Davis	64 69	131	A	Weber St.	61 71	
								60	A	Saint Mary's (CA)	62 75	132	H	BYU	67 73	
								64	A	Gonzaga	51 73	151	H	Idaho St.	80 74	
								76	A	Utah	65 89	175	A	San Francisco	67 68	
												183	A	Nevada	77 72	
												191	H	San Diego	66 62	
												196	A	UC Irvine	74 75	
												220	H	Seattle U	62 65	
												254	H	New Mexico St.	64 86	
												260	H	Santa Clara	56 55	
												305	H	Utah Valley	71 44	
												331	A	Long Beach St.	83 71	
LAST 12 Division I GAMES:																
				175	A	San Francisco	67 68	60	A	Saint Mary's (CA)	62 75					
				64	A	Gonzaga	51 73	132	H	BYU	67 73					
				191	H	San Diego	66 62	76	A	Utah	65 89					
				260	H	Santa Clara	56 55	305	H	Utah Valley	71 44					
				254	H	New Mexico St.	64 86	196	A	UC Irvine	74 75					
				131	A	Weber St.	61 71	151	H	Idaho St.	80 74					

Non-Div I Games:

Pepperdine

Average RPI	Win:	227	WON-LOST	WINNING	LAST 10	STRENGTH OF	OPP. STRENGTH	TEAM	ADJ.	CONF.	ADJ CONF.
Average RPI	Loss:	81	RECORD	PCT. RANK	GAMES	SCHEDULE	OF SCHEDULE	RPI	RPI	RPI	RPI
DIV. I ONLY		9- 9		162	4- 6	107	109	171	171	1	1
DIV. I NON-CONF.		8- 5		112	3- 4	194	218	184	184	1	1

TOTALS	RPI 1-25		RPI 26-50		W-L RECORDS	RPI 51-100		RPI 101-150		RPI 150+	
9- 9	0- 0		0- 2		OVERALL	1- 5		1- 1		7- 1	
8- 4	0- 0		0- 0		HOME	1- 2		0- 1		7- 1	
1- 5	0- 0		0- 2		AWAY	0- 3		1- 0		0- 0	
0- 0	0- 0		0- 0		NEUTRAL	0- 0		0- 0		0- 0	
8- 5	0- 0		0- 1		NON-CONFERENCE	0- 3		1- 0		7- 1	
7- 3	0- 0		0- 0		HOME	0- 2		0- 0		7- 1	
1- 2	0- 0		0- 1		AWAY	0- 1		1- 0		0- 0	
0- 0	0- 0		0- 0		NEUTRAL	0- 0		0- 0		0- 0	
1- 4	0- 0		0- 1		CONFERENCE	1- 2		0- 1		0- 0	
1- 1	0- 0		0- 0		HOME	1- 0		0- 1		0- 0	
0- 3	0- 0		0- 1		AWAY	0- 2		0- 0		0- 0	
0- 0	0- 0		0- 0		NEUTRAL	0- 0		0- 0		0- 0	

RPI 1-25				RPI 26-50				RPI 51-100				RPI 101+				Team's RPI: 171	
RPI	S	Opponent	Score	RPI	S	Opponent	Score	RPI	S	Opponent	Score	RPI	S	Opponent	Score		
				37	A	West Virginia	52 73	54	A	Virginia Tech	66 89	102	H	Wake Forest	49 58		
				45	A	Virginia	50 62	63	H	Georgia Tech	68 62	149	A	Cincinnati	66 46		
								70	H	Duquesne	53 66	188	H	Wisconsin	57 58		
								71	A	Fordham	55 58	201	H	Bucknell	57 39		
								80	A	North Carolina	67 68	203	H	Arkansas St.	87 47		
								83	H	Penn St.	48 59	262	H	Youngstown St.	66 58		
												268	H	UNCW	74 55		
												279	H	Towson	81 63		
												282	H	Cornell	51 39		
												336	H	Chicago St.	87 49		
LAST 12 Division I GAMES:																	
				80	A	North Carolina	67 68	63	H	Georgia Tech	68 62						
				102	H	Wake Forest	49 58	54	A	Virginia Tech	66 89						
				336	H	Chicago St.	87 49	268	H	UNCW	74 55						
				45	A	Virginia	50 62	37	A	West Virginia	52 73						
				201	H	Bucknell	57 39	71	A	Fordham	55 58						
				83	H	Penn St.	48 59	188	H	Wisconsin	57 58						

Non-Div I Games:

Pittsburgh

RPI 1-25				RPI 26-50				RPI 51-100				RPI 101+				Team's RPI: 323	
RPI	S	Opponent	Score	RPI	S	Opponent	Score	RPI	S	Opponent	Score	RPI	S	Opponent	Score		
								64	H	Gonzaga	56	70	131	H	Weber St.	70	91
													132	H	BYU	58	72
													136	A	Washington	67	93
													141	H	Saint Francis (PA)	101	106
													143	H	Portland St.	71	77
													144	A	Pacific	55	91
													174	H	Boise St.	47	73
													175	A	San Francisco	75	84
													191	A	San Diego	52	59
													196	A	UC Irvine	52	63
													219	H	Hawaii	76	47
													260	H	Santa Clara	43	50
													305	H	Utah Valley	71	64
													311	A	Cal St. Fullerton	61	66
LAST 12 Division I GAMES:																	
				260	H	Santa Clara	43	50	144	A	Pacific	55	91				
				191	A	San Diego	52	59	64	H	Gonzaga	56	70				
				175	A	San Francisco	75	84	174	H	Boise St.	47	73				
				132	H	BYU	58	72	136	A	Washington	67	93				
				141	H	Saint Francis (PA)	101	106	143	H	Portland St.	71	77				
				131	H	Weber St.	70	91	311	A	Cal St. Fullerton	61	66				

Portl and

Page 226

Average RPI Win:	223	WON-LOST	WINNING	LAST 10	STRENGTH OF	OPP. STRENGTH	TEAM	ADJ.	CONF.	ADJ CONF.
Average RPI Loss:	153	RECORD	PCT. RANK	GAMES	SCHEDULE	OF SCHEDULE	RPI	RPI	RPI	RPI

DIV. I ONLY	7- 7	162	6- 3	212	197	143	143	19	19
DIV. I NON-CONF.	4- 5	202	3- 2	125	207	102	102	16	16
TOTALS	RPI 1-25	RPI 26-50	W-L RECORDS	RPI 51-100	RPI 101-150	RPI 150+			
7- 7	0- 0	0- 0	OVERALL	1- 2	0- 1	6- 4			
3- 1	0- 0	0- 0	HOME	1- 0	0- 0	2- 1			
4- 6	0- 0	0- 0	AWAY	0- 2	0- 1	4- 3			
0- 0	0- 0	0- 0	NEUTRAL	0- 0	0- 0	0- 0			
4- 5	0- 0	0- 0	NON-CONFERENCE	1- 2	0- 1	3- 2			
1- 0	0- 0	0- 0	HOME	1- 0	0- 0	0- 0			
3- 5	0- 0	0- 0	AWAY	0- 2	0- 1	3- 2			
0- 0	0- 0	0- 0	NEUTRAL	0- 0	0- 0	0- 0			
3- 2	0- 0	0- 0	CONFERENCE	0- 0	0- 0	3- 2			
2- 1	0- 0	0- 0	HOME	0- 0	0- 0	2- 1			
1- 1	0- 0	0- 0	AWAY	0- 0	0- 0	1- 1			
0- 0	0- 0	0- 0	NEUTRAL	0- 0	0- 0	0- 0			

RPI	S	Opponent	Score	RPI	S	Opponent	Score	RPI	S	Opponent	Score	RPI	S	Opponent	Score	Team's RPI: 143
57	A	UC Davis	67 79	64	A	Gonzaga	52 91	92	H	Ole Miss	94 79	106	A	UNLV	80 88	
												183	A	Nevada	55 67	
												196	A	UC Irvine	82 72	
												197	H	Eastern Wash.	75 60	
												202	H	Idaho	90 101	
												220	A	Seattle U	77 91	
												226	A	Montana St.	69 60	
												241	A	Montana	53 69	
												259	A	San Jose St.	90 78	
												271	H	Sacramento St.	74 73	
												323	A	Portland	77 71	
LAST 12 Division I GAMES:																
202	H	Idaho	90 101	241	A	Montana	53 69									
197	H	Eastern Wash.	75 60	226	A	Montana St.	69 60									
271	H	Sacramento St.	74 73	323	A	Portland	77 71									
92	H	Ole Miss	94 79	220	A	Seattle U	77 91									
196	A	UC Irvine	82 72	259	A	San Jose St.	90 78									
64	A	Gonzaga	52 91	57	A	UC Davis	67 79									

Non-Div I Games: Northwest (WA) 63 60 Multnomah 95 32

Portland St.

Average RPI Win:	226	WON-LOST	WINNING	LAST 10	STRENGTH OF	OPP. STRENGTH	TEAM	ADJ.	CONF.	ADJ CONF.
Average RPI Loss:	205	RECORD	PCT. RANK	GAMES	SCHEDULE	OF SCHEDULE	RPI	RPI	RPI	RPI
DIV. I ONLY	2- 12	313	2- 8	142	347	290	290	32	32	
DIV. I NON-CONF.	0- 9	337	0- 7	53	332	300	300	32	32	

TOTALS	RPI 1-25	RPI 26-50	W-L RECORDS	RPI 51-100	RPI 101-150	RPI 150+				
2- 12	0- 1	0- 0	OVERALL	0- 0	0- 3	2- 8				
1- 2	0- 0	0- 0	HOME	0- 0	0- 1	1- 1				
1- 9	0- 1	0- 0	AWAY	0- 0	0- 2	1- 6				
0- 1	0- 0	0- 0	NEUTRAL	0- 0	0- 0	0- 1				
0- 9	0- 1	0- 0	NON-CONFERENCE	0- 0	0- 3	0- 5				
0- 1	0- 0	0- 0	HOME	0- 0	0- 1	0- 0				
0- 7	0- 1	0- 0	AWAY	0- 0	0- 2	0- 4				
0- 1	0- 0	0- 0	NEUTRAL	0- 0	0- 0	0- 1				
2- 3	0- 0	0- 0	CONFERENCE	0- 0	0- 0	2- 3				
1- 1	0- 0	0- 0	HOME	0- 0	0- 0	1- 1				
1- 2	0- 0	0- 0	AWAY	0- 0	0- 0	1- 2				
0- 0	0- 0	0- 0	NEUTRAL	0- 0	0- 0	0- 0				

RPI 1-25				RPI 26-50				RPI 51-100				RPI 101+				Team's RPI: 290
RPI	S	Opponent	Score	RPI	S	Opponent	Score	RPI	S	Opponent	Score	RPI	S	Opponent	Score	
15	A	Texas A&M	70 98									123	A	Cl emson	58 64	
												127	H	Ri ce	68 88	
												133	A	Texas St.	57 84	
												179	A	Col orado St.	59 71	
												207	H	Southern U.	69 62	
												215	A	Bethune-Cookman	52 77	
												232	A	Texas Tech	60 89	
												244	A	Texas Southern	61 56	
												249	A	Grambling	79 81	
												272	N	A&M-Corpus Christi	62 72	
												289	H	Al corn	72 73	
												310	A	UTRGV	62 78	
												313	A	Jackson St.	61 70	
LAST 12 Division I GAMES:																
244	A	Texas Southern	61 56	313	A	Jackson St.	61 70									
207	H	Southern U.	69 62	249	A	Grambling	79 81									
289	H	Al corn	72 73	123	A	Cl emson	58 64									
127	H	Ri ce	68 88	133	A	Texas St.	57 84									
179	A	Col orado St.	59 71	15	A	Texas A&M	70 98									
232	A	Texas Tech	60 89	310	A	UTRGV	62 78									

Non-Div I Games: Texas-Tyler 99 56 Arlington Baptist 116 73

Prairie View

Average RPI Win:	246	WON-LOST	WINNING	LAST 10	STRENGTH OF	OPP. STRENGTH	TEAM	ADJ.	CONF.	ADJ CONF.
Average RPI Loss:	149	RECORD	PCT. RANK	GAMES	SCHEDULE	OF SCHEDULE	RPI	RPI	RPI	RPI
DIV. I ONLY	5- 11	271	4- 6	168	242	247	247	28	28	
DIV. I NON-CONF.	3- 8	268	2- 5	157	165	243	243	29	29	

TOTALS	RPI 1-25	RPI 26-50	W-L RECORDS	RPI 51-100	RPI 101-150	RPI 150+				
5- 11	0- 2	0- 0	OVERALL	0- 3	0- 2	5- 4				
4- 3	0- 0	0- 0	HOME	0- 0	0- 1	4- 2				
1- 8	0- 0	0- 0	AWAY	0- 1	0- 0	1- 0				
0- 0	0- 0	0- 0	NEUTRAL	0- 0	0- 0	0- 0				
3- 8	0- 2	0- 0	NON-CONFERENCE	0- 3	0- 0	3- 3				
2- 2	0- 0	0- 0	HOME	0- 0	0- 0	2- 2				
1- 6	0- 2	0- 0	AWAY	0- 3	0- 0	1- 1				
0- 0	0- 0	0- 0	NEUTRAL	0- 0	0- 0	0- 0				
2- 3	0- 0	0- 0	CONFERENCE	0- 0	0- 2	2- 1				
2- 1	0- 0	0- 0	HOME	0- 0	0- 1	2- 0				
0- 2	0- 0	0- 0	AWAY	0- 0	0- 1	0- 1				
0- 0	0- 0	0- 0	NEUTRAL	0- 0	0- 0	0- 0				

RPI 1-25				RPI 26-50				RPI 51-100				RPI 101+				Team's RPI: 247
RPI	S	Opponent	Score	RPI	S	Opponent	Score	RPI	S	Opponent	Score	RPI	S	Opponent	Score	
11	A	UCLA	40 76					74	A	Belmont	48 90	104	A	High Point	55 81	
17	A	Duke	45 79					80	A	North Carolina	56 91	145	H	Liberty	64 76	
								90	A	Chattanooga	51 71	165	H	Furman	76 75	
												182	H	Gardner-Webb	72 69	
												240	H	UNCG	57 64	
												256	A	San Diego St.	50 77	
												269	H	Campbell	65 59	
												275	H	Kennesaw St.	51 60	
												293	A	USC Upstate	83 69	
												322	H	N.C. Central	69 60	
												348	A	Longwood	56 66	

LAST 12 Division I GAMES:																
104	A	High Point	55 81	182	H	Gardner-Webb	72 69									
348	A	Longwood	56 66	269	H	Campbell	65 59									
145	H	Liberty	64 76	80	A	North Carolina	56 91									
165	H	Furman	76 75	74	A	Belmont	48 90									
240	H	UNCG	57 64	17	A	Duke	45 79									
322	H	N.C. Central	69 60	275	H	Kennesaw St.	51 60									

Non-Div I Games:

Presbyterian

PrincetonPrinciples

Princeton

Average RPI	Win:	181	WON-LOST	WINNING	LAST 10	STRENGTH OF	OPP. STRENGTH	TEAM	ADJ.	CONF.	ADJ CONF.
Average RPI	Loss:	95	RECORD	PCT. RANK	GAMES	SCHEDULE	OF SCHEDULE	RPI	RPI	RPI	RPI
DIV. I ONLY		8- 11		220	2- 8	100	67	162	162	6	6
DIV. I NON-CONF.		7- 5		132	2- 3	204	196	154	154	5	5

TOTALS	RPI 1-25		RPI 26-50		W-L RECORDS		RPI 51-100		RPI 101-150		RPI 150+
8- 11	0- 2		1- 2		OVERALL		1- 4		1- 0		5- 3
2- 7	0- 2		0- 1		HOME		0- 2		0- 0		2- 2
3- 4	0- 0		1- 1		AWAY		0- 2		1- 0		1- 1
3- 0	0- 0		0- 0		NEUTRAL		1- 0		0- 0		2- 0
7- 5	0- 0		0- 1		NON-CONFERENCE		1- 2		1- 0		5- 2
2- 3	0- 0		0- 0		HOME		0- 2		0- 0		2- 1
2- 2	0- 0		0- 1		AWAY		0- 0		1- 0		1- 1
3- 0	0- 0		0- 0		NEUTRAL		1- 0		0- 0		2- 0
1- 6	0- 2		1- 1		CONFERENCE		0- 2		0- 0		0- 1
0- 4	0- 2		0- 1		HOME		0- 0		0- 0		0- 1
1- 2	0- 0		1- 0		AWAY		0- 2		0- 0		0- 0
0- 0	0- 0		0- 0		NEUTRAL		0- 0		0- 0		0- 0

RPI	S	Opponent	Score	RPI	S	Opponent	Score	RPI	S	Opponent	Score	RPI	S	Opponent	Score	Team's RPI: 162
16	H	Marquette	60 77	29	H	DePaul	48 71	56	A	Creighton	56 73	129	A	Yale	55 51	
20	H	Villanova	55 63	34	A	St. John's (NY)	49 44	83	H	Penn St.	51 60	158	H	Georgetown	43 75	
				50	A	Quinnipiac	36 62	86	N	Wright St.	74 69	159	H	Boston College	63 55	
								96	H	Brown	59 64	172	N	Stetson	56 45	
								97	A	Seton Hall	56 65	173	H	Columbia	64 73	
												198	A	Northeastern	98 95	
												266	A	Sacred Heart	75 78	
												325	H	Rhode Island	65 41	
												346	N	Savannah St.	78 48	

LAST 12 Division I GAMES:																
29	H	DePaul	48 71	56	A	Creighton	56 73	16	H	Marquette	60 77	266	A	Sacred Heart	75 78	
97	A	Seton Hall	56 65	16	H	Marquette	60 77	50	A	Quinnipiac	36 62	325	H	Rhode Island	65 41	
34	A	St. John's (NY)	49 44	50	A	Quinnipiac	36 62	96	H	Brown	59 64					
20	H	Villanova	55 63													
158	H	Georgetown	43 75													
159	H	Boston College	63 55													

Non-Div I Games:

Providence

Average RPI Win:	140	WON-LOST	WINNING	LAST 10	STRENGTH OF	OPP. STRENGTH	TEAM	ADJ.	CONF.	ADJ CONF.
Average RPI Loss:	55	RECORD	PCT. RANK	GAMES	SCHEDULE	OF SCHEDULE	RPI	RPI	RPI	RPI
DIV. I ONLY	12- 7	102	7- 3	19	31	44	44	3	3	
DIV. I NON-CONF.	9- 5	99	4- 3	36	72	55	55	4	4	

TOTALS	RPI 1-25	RPI 26-50	W-L RECORDS	RPI 51-100	RPI 101-150	RPI 150+				
12- 7	1- 1	2- 2	OVERALL	1- 4	2- 0	6- 0				
8- 2	1- 0	0- 1	HOME	1- 1	2- 0	4- 0				
3- 4	0- 1	2- 0	AWAY	0- 3	0- 0	1- 0				
1- 1	0- 0	0- 1	NEUTRAL	0- 0	0- 0	1- 0				
9- 5	0- 0	1- 2	NON-CONFERENCE	1- 3	2- 0	5- 0				
6- 2	0- 0	0- 1	HOME	1- 1	2- 0	3- 0				
2- 2	0- 0	1- 0	AWAY	0- 2	0- 0	1- 0				
1- 1	0- 0	0- 1	NEUTRAL	0- 0	0- 0	1- 0				
3- 2	1- 1	1- 0	CONFERENCE	0- 1	0- 0	1- 0				
2- 0	1- 0	0- 0	HOME	0- 0	0- 0	1- 0				
1- 2	0- 1	1- 0	AWAY	0- 1	0- 0	0- 0				
0- 0	0- 0	0- 0	NEUTRAL	0- 0	0- 0	0- 0				

RPI 1-25				RPI 26-50				RPI 51-100				RPI 101+			
RPI	S	Opponent	Score	RPI	S	Opponent	Score	RPI	S	Opponent	Score	RPI	S	Opponent	Score
10	A	Rutgers	50 58	31	A	Iowa	76 70	60	H	Saint Mary's (CA)	70 60	121	H	Miami (OH)	75 66
10	H	Rutgers	47 33	32	N	Southern California	46 58	63	A	Georgia Tech	55 68	122	H	Lamar University	79 64
				39	H	Ball St.	60 66	76	A	Utah	68 81	184	N	Marist	61 47
				40	A	Central Mich.	79 69	78	A	Indiana	54 72	188	H	Wisconsin	57 35
								84	H	Ohio	71 77	197	H	Eastern Wash.	65 40
												219	A	Hawaii	79 67
												250	H	Valparaiso	95 49
												252	H	UT Martin	60 58

LAST 12 Division I GAMES:															
				78	A	Indiana	54 72	31	A	Iowa	76 70				
				188	H	Wisconsin	57 35	10	H	Rutgers	47 33				
				10	A	Rutgers	50 58	84	H	Ohio	71 77				
				60	H	Saint Mary's (CA)	70 60	250	H	Valparaiso	95 49				
				252	H	UT Martin	60 58	39	H	Ball St.	60 66				
				197	H	Eastern Wash.	65 40	63	A	Georgia Tech	55 68				

Non-Div I Games:

Purdue

Average RPI	Win: 188	WON-LOST	WINNING	LAST 10	STRENGTH OF	OPP. STRENGTH	TEAM	ADJ.	CONF.	ADJ CONF.
Average RPI	Loss: 26	RECORD	PCT. RANK	GAMES	SCHEDULE	OF SCHEDULE	RPI	RPI	RPI	RPI
DIV. I ONLY	13- 5	62	8- 2	64	92	50	50	25	25	
DIV. I NON-CONF.	6- 5	153	3- 2	4	15	17	17	25	25	

TOTALS	RPI 1-25	RPI 26-50	W-L RECORDS	RPI 51-100	RPI 101-150	RPI 150+				
13- 5	0- 2	2- 3	OVERALL	1- 0	0- 0	10- 0				
8- 1	0- 0	1- 1	HOME	1- 0	0- 0	6- 0				
5- 3	0- 1	1- 2	AWAY	0- 0	0- 0	4- 0				
0- 1	0- 1	0- 0	NEUTRAL	0- 0	0- 0	0- 0				
6- 5	0- 2	2- 3	NON-CONFERENCE	1- 0	0- 0	3- 0				
3- 1	0- 0	1- 1	HOME	1- 0	0- 0	1- 0				
3- 3	0- 1	1- 2	AWAY	0- 0	0- 0	2- 0				
0- 1	0- 1	0- 0	NEUTRAL	0- 0	0- 0	0- 0				
7- 0	0- 0	0- 0	CONFERENCE	0- 0	0- 0	7- 0				
5- 0	0- 0	0- 0	HOME	0- 0	0- 0	5- 0				
2- 0	0- 0	0- 0	AWAY	0- 0	0- 0	2- 0				
0- 0	0- 0	0- 0	NEUTRAL	0- 0	0- 0	0- 0				

RPI 1-25				RPI 26-50				RPI 51-100				RPI 101+			
RPI	S	Opponent	Score	RPI	S	Opponent	Score	RPI	S	Opponent	Score	RPI	S	Opponent	Score
7	A	Ohio St.	63 95	30	A	Michigan St.	55 74	65	H	Dayton	72 66	162	H	Provi dence	62 36
14	N	Missouri	51 66	31	A	Iowa	67 83					163	A	Hampton	64 58
				38	H	Northern Colo.	60 49					184	H	Marist	62 56
				40	A	Central Mi ch.	84 70					187	H	Ni agara	77 61
				47	H	Princeton	46 60					206	H	Si ena	68 54
												228	A	Ri chmond	81 65
												231	A	Manhattan	80 64
												274	H	Ri der	73 66
												329	H	Saint Peter's	86 39
												335	A	Iona	74 38

LAST 12 Division I GAMES:															
184	H	Marist	62 56	274	H	Ri der	73 66	329	H	Saint Peter's	86 39	30	A	Mi chigan St.	55 74
335	A	Iona	74 38	47	H	Princeton	46 60	162	H	Provi dence	62 36	163	A	Hampton	64 58
187	H	Ni agara	77 61												
231	A	Manhattan	80 64												
206	H	Si ena	68 54												
40	A	Central Mi ch.	84 70												

Non-Div I Games:

Qui nni pi ac

Average RPI Win: 299		WON-LOST	WINNING	LAST 10	STRENGTH OF		OPP. STRENGTH	TEAM	ADJ.	CONF.	ADJ CONF.
Average RPI Loss: 156		RECORD	PCT. RANK	GAMES	SCHEDULE		OF SCHEDULE	RPI	RPI	RPI	RPI
DIV. I ONLY		9- 6	116	6- 3	324		319	214	214	28	28
DIV. I NON-CONF.		6- 4	122	3- 3	271		264	161	161	29	29
<hr/>											
TOTALS		RPI 1-25		RPI 26-50	W-L RECORDS		RPI 51-100	RPI 101-150		RPI 150+	
9- 6	0- 0			0- 1	OVERALL		0- 2	0- 0		9- 3	
4- 1	0- 0			0- 0	HOME		0- 0	0- 0		4- 1	
3- 4	0- 0			0- 0	AWAY		0- 0	0- 0		3- 2	
2- 1	0- 0			0- 1	NEUTRAL		0- 0	0- 0		2- 0	
6- 4	0- 0			0- 1	NON-CONFERENCE		0- 2	0- 0		6- 1	
3- 0	0- 0			0- 0	HOME		0- 0	0- 0		3- 0	
1- 3	0- 0			0- 0	AWAY		0- 2	0- 0		1- 1	
2- 1	0- 0			0- 1	NEUTRAL		0- 0	0- 0		2- 0	
3- 2	0- 0			0- 0	CONFERENCE		0- 0	0- 0		3- 2	
1- 1	0- 0			0- 0	HOME		0- 0	0- 0		1- 1	
2- 1	0- 0			0- 0	AWAY		0- 0	0- 0		2- 1	
0- 0	0- 0			0- 0	NEUTRAL		0- 0	0- 0		0- 0	

RPI 1-25				RPI 26-50				RPI 51-100				RPI 101+ Team's RPI: 214			
RPI	S	Opponent	Score	RPI	S	Opponent	Score	RPI	S	Opponent	Score	RPI	S	Opponent	Score
				37	N	West Virginia	55 75	54	A	Virginia Tech	42 68	182	A	Gardner-Webb	53 69
								80	A	North Carolina	46 79	239	N	Abilene Christian	71 65
												240	H	UNCG	56 53
												255	H	UNC Asheville	56 67
												279	N	Towson	69 66
												280	H	Appalachian St.	61 40
												308	H	VCU	79 62
												318	A	Tennessee Tech	60 41
												326	A	Western Caro.	27 39
												334	A	Charleston So.	61 56
												343	H	Winthrop	78 52
												348	A	Longwood	52 33
<hr/>															
LAST 12 Division I GAMES:															
				255	H	UNC Asheville	56 67	348	A	Longwood	52 33				
				182	A	Gardner-Webb	53 69	334	A	Charleston So.	61 56				
				343	H	Winthrop	78 52	308	H	VCU	79 62				
				279	N	Towson	69 66	326	A	Western Caro.	27 39				
				239	N	Abilene Christian	71 65	54	A	Virginia Tech	42 68				
				37	N	West Virginia	55 75	240	H	UNCG	56 53				

Non-Div I Games: UVa-Wise 75 43

Radford

Average RPI Win:	313	WON-LOST	WINNING	LAST 10	STRENGTH OF	OPP. STRENGTH	TEAM	ADJ.	CONF.	ADJ CONF.
Average RPI Loss:	160	RECORD	PCT. RANK	GAMES	SCHEDULE	OF SCHEDULE	RPI	RPI	RPI	RPI
DIV. I ONLY	2- 16	332	1- 8	220	223	325	325	13	13	
DIV. I NON-CONF.	2- 10	300	1- 4	224	242	313	313	13	13	

TOTALS	RPI 1-25	RPI 26-50	W-L RECORDS	RPI 51-100	RPI 101-150	RPI 150+				
2- 16	0- 0	0- 1	OVERALL	0- 3	0- 3	2- 9				
2- 5	0- 0	0- 0	HOME	0- 1	0- 1	2- 3				
0- 10	0- 0	0- 1	AWAY	0- 2	0- 2	0- 5				
0- 1	0- 0	0- 0	NEUTRAL	0- 0	0- 0	0- 1				
2- 10	0- 0	0- 1	NON-CONFERENCE	0- 2	0- 2	2- 5				
2- 2	0- 0	0- 0	HOME	0- 1	0- 0	2- 1				
0- 7	0- 0	0- 1	AWAY	0- 1	0- 2	0- 3				
0- 1	0- 0	0- 0	NEUTRAL	0- 0	0- 0	0- 1				
0- 6	0- 0	0- 0	CONFERENCE	0- 1	0- 1	0- 4				
0- 3	0- 0	0- 0	HOME	0- 0	0- 1	0- 2				
0- 3	0- 0	0- 0	AWAY	0- 1	0- 0	0- 2				
0- 0	0- 0	0- 0	NEUTRAL	0- 0	0- 0	0- 0				

RPI 1-25				RPI 26-50				RPI 51-100				RPI 101+				Team's RPI: 325	
RPI	S	Opponent	Score	RPI	S	Opponent	Score	RPI	S	Opponent	Score	RPI	S	Opponent	Score		
				30	A	Michigan St.	38 82										
								51	H	Minnesota	60 82	110	H	George Mason	53 92		
								65	A	Dayton	58 116	118	A	Penn	66 84		
								99	A	Dartmouth	54 70	148	A	Jacksonville St.	53 63		
												155	A	Dav idson	67 77		
												162	A	Provi dence	41 65		
												169	A	Samford	37 67		
												184	A	Marist	42 64		
												217	H	Holy Cross	63 69		
												228	H	Ri chmond	53 74		
												230	A	St. Bonaventure	70 81		
												277	H	Fai rfi eld	62 47		
												285	N	Bryant	52 58		
												308	H	VCU	49 61		
												349	H	UMass Lowel l	81 64		
LAST 12 Division I GAMES:																	
				308	H	VCU	49 61	230	A	St. Bonaventure	70 81						
				155	A	Dav idson	67 77	110	H	George Mason	53 92						
				65	A	Dayton	58 116	277	H	Fai rfi eld	62 47						
				228	H	Ri chmond	53 74	30	A	Mi chi gan St.	38 82						
				118	A	Penn	66 84	184	A	Marist	42 64						
				217	H	Holy Cross	63 69	162	A	Provi dence	41 65						

Non-Div I Games: Southern Conn. St. 57 62

Rhode Island

Average RPI Win:	265	WON-LOST	WINNING	LAST 10	STRENGTH OF	OPP. STRENGTH	TEAM	ADJ.	CONF.	ADJ CONF.
Average RPI Loss:	140	RECORD	PCT. RANK	GAMES	SCHEDULE	OF SCHEDULE	RPI	RPI	RPI	RPI
DIV. I ONLY	13- 3	26	8- 2	342	207	127	127	18	18	
DIV. I NON-CONF.	10- 2	33	6- 2	342	180	140	140	19	19	
<hr/>										
TOTALS	RPI 1-25	RPI 26-50	W-L RECORDS	RPI 51-100	RPI 101-150	RPI 150+				
13- 3	0- 1	0- 0	OVERALL	0- 0	1- 1	12- 1				
6- 0	0- 0	0- 0	HOME	0- 0	1- 0	5- 0				
7- 3	0- 1	0- 0	AWAY	0- 0	0- 1	7- 1				
0- 0	0- 0	0- 0	NEUTRAL	0- 0	0- 0	0- 0				
10- 2	0- 1	0- 0	NON-CONFERENCE	0- 0	1- 1	9- 0				
5- 0	0- 0	0- 0	HOME	0- 0	1- 0	4- 0				
5- 2	0- 1	0- 0	AWAY	0- 0	0- 1	5- 0				
0- 0	0- 0	0- 0	NEUTRAL	0- 0	0- 0	0- 0				
3- 1	0- 0	0- 0	CONFERENCE	0- 0	0- 0	3- 1				
1- 0	0- 0	0- 0	HOME	0- 0	0- 0	1- 0				
2- 1	0- 0	0- 0	AWAY	0- 0	0- 0	2- 1				
0- 0	0- 0	0- 0	NEUTRAL	0- 0	0- 0	0- 0				

RPI 1-25				RPI 26-50				RPI 51-100				RPI 101+				Team's RPI: 127
RPI	S	Opponent	Score	RPI	S	Opponent	Score	RPI	S	Opponent	Score	RPI	S	Opponent	Score	
15	A	Texas A&M	76 82									119	A	Kansas	65 73	
												130	H	Little Rock	58 51	
												173	H	Columbia	67 44	
												213	A	North Texas	50 49	
												222	A	Fla. Atlantic	67 53	
												243	A	Grand Canyon	69 59	
												272	A	A&M-Corpus Christi	67 56	
												273	H	Incarnate Word	60 43	
												286	A	FIU	58 68	
												290	A	Prairie View	88 68	
												302	H	UTSA	83 52	
												324	A	Northern Ariz.	88 83	
												330	H	La.-Monroe	63 47	
												333	H	Houston Baptist	67 45	
												342	A	Sam Houston St.	79 50	
<hr/>																
LAST 12 Division I GAMES:																
302	H	UTSA	83 52	286	A	FIU	58 68									
213	A	North Texas	50 49	222	A	Fla. Atlantic	67 53									
173	H	Columbia	67 44	273	H	Incarnate Word	60 43									
290	A	Prairie View	88 68	15	A	Texas A&M	76 82									
272	A	A&M-Corpus Christi	67 56	119	A	Kansas	65 73									
330	H	La.-Monroe	63 47	130	H	Little Rock	58 51									

Non-Div I Games:

Rice

Average RPI Win:	267	WON-LOST	WINNING	LAST 10	STRENGTH OF	OPP. STRENGTH	TEAM	ADJ.	CONF.	ADJ CONF.
Average RPI Loss:	132	RECORD	PCT. RANK	GAMES	SCHEDULE	OF SCHEDULE	RPI	RPI	RPI	RPI
DIV. I ONLY	7- 12	247	2- 8	199	245	228	228	13	13	
DIV. I NON-CONF.	5- 8	220	1- 5	155	305	211	211	13	13	

TOTALS	RPI 1-25	RPI 26-50	W-L RECORDS	RPI 51-100	RPI 101-150	RPI 150+				
7- 12	0- 0	0- 1	OVERALL	0- 2	0- 4	7- 5				
1- 6	0- 0	0- 1	HOME	0- 1	0- 3	1- 1				
5- 3	0- 0	0- 0	AWAY	0- 0	0- 0	5- 0				
1- 3	0- 0	0- 0	NEUTRAL	0- 1	0- 0	1- 2				
5- 8	0- 0	0- 1	NON-CONFERENCE	0- 2	0- 2	5- 3				
0- 4	0- 0	0- 1	HOME	0- 1	0- 2	0- 0				
4- 1	0- 0	0- 0	AWAY	0- 0	0- 0	4- 1				
1- 3	0- 0	0- 0	NEUTRAL	0- 1	0- 0	1- 2				
2- 4	0- 0	0- 0	CONFERENCE	0- 0	0- 2	2- 2				
1- 2	0- 0	0- 0	HOME	0- 0	0- 1	1- 1				
1- 2	0- 0	0- 0	AWAY	0- 0	0- 1	1- 1				
0- 0	0- 0	0- 0	NEUTRAL	0- 0	0- 0	0- 0				

RPI 1-25				RPI 26-50				RPI 51-100				RPI 101+ Team's RPI: 228			
RPI	S	Opponent	Score	RPI	S	Opponent	Score	RPI	S	Opponent	Score	RPI	S	Opponent	Score
50	H	Qui nni pi ac	65 81	85	H	Navy	56 76	102	H	Wake Forest	81 85				
				86	N	Wright St.	69 85	110	A	George Mason	56 77				
								115	H	Saint Louis	61 79				
								134	H	William & Mary	64 78				
								152	A	Saint Joseph's	72 81				
								155	H	Davi dson	65 68				
								172	A	Stetson	67 72				
								173	A	Columbia	85 79				
								178	H	La Salle	77 51				
								212	N	Flori da	80 87				
								215	N	Bethune-Cookman	50 63				
								253	A	East Caroli na	65 64				
								277	A	Fai rfi eld	72 67				
								320	A	Old Domi ni on	54 45				
								325	A	Rhode Isl and	74 53				
								346	N	Savannah St.	100 63				
LAST 12 Divi si on I GAMES:															
152	A	Saint Joseph's	72 81	110	A	George Mason	56 77								
178	H	La Salle	77 51	155	H	Davi dson	65 68								
115	H	Saint Louis	61 79	85	H	Navy	56 76								
325	A	Rhode Isl and	74 53	50	H	Qui nni pi ac	65 81								
215	N	Bethune-Cookman	50 63	134	H	William & Mary	64 78								
172	A	Stetson	67 72	320	A	Old Domi ni on	54 45								

Non-Div I Games:

Richmond

Average RPI		WON-LOST RECORD	WINNING PCT. RANK	LAST 10 GAMES	STRENGTH OF SCHEDULE	OPP. STRENGTH OF SCHEDULE	TEAM RPI	ADJ. RPI	CONF. RPI	ADJ. CONF. RPI
293	176	6- 11	253	5- 5	295	312	274	274	25	25
DIV. I ONLY										
DIV. I NON-CONF.		3- 8	268	3- 3	276	319	291	291	25	25
TOTALS	RPI 1-25		RPI 26-50		W-L RECORDS		RPI 51-100		RPI 101-150	RPI 150+
6- 11	0- 0		0- 1		OVERALL		0- 2		0- 1	6- 7
2- 5	0- 0		0- 0		HOME		0- 0		0- 1	2- 4
4- 5	0- 0		0- 1		AWAY		0- 2		0- 0	4- 2
0- 1	0- 0		0- 0		NEUTRAL		0- 0		0- 0	0- 1
3- 8	0- 0		0- 0		NON-CONFERENCE		0- 2		0- 1	3- 5
1- 3	0- 0		0- 0		HOME		0- 0		0- 1	1- 2
2- 4	0- 0		0- 0		AWAY		0- 2		0- 0	2- 2
0- 1	0- 0		0- 0		NEUTRAL		0- 0		0- 0	0- 1
3- 3	0- 0		0- 1		CONFERENCE		0- 0		0- 0	3- 2
1- 2	0- 0		0- 0		HOME		0- 0		0- 0	1- 2
2- 1	0- 0		0- 1		AWAY		0- 0		0- 0	2- 0
0- 0	0- 0		0- 0		NEUTRAL		0- 0		0- 0	0- 0

RPI 1-25				RPI 26-50				RPI 51-100				RPI 101+				Team's RPI: 274	
RPI	S	Opponent	Score	RPI	S	Opponent	Score	RPI	S	Opponent	Score	RPI	S	Opponent	Score		
				50	A	Quinnipiac	66 73	85	A	Navy	44 63	138	H	Binghamton	54 76		
								97	A	Seton Hall	49 85	178	A	La Salle	76 55		
												184	H	Marist	69 80		
												201	H	Bucknell	71 76		
												206	H	Siena	67 71		
												217	H	Holy Cross	56 83		
												238	A	Lafayette	45 60		
												253	N	East Carolina	63 66		
												263	A	Mt. St. Mary's	78 82		
												277	A	Fairfield	61 45		
												314	H	Canisius	70 54		
												317	H	Vermont	64 49		
												329	A	Saint Peter's	57 52		
												345	A	NJIT	79 64		
LAST 12 Division I GAMES:																	
				314	H	Canisius	70 54	50	A	Quinnipiac	66 73						
				329	A	Saint Peter's	57 52	277	A	Fairfield	61 45						
				206	H	Siena	67 71	263	A	Mt. St. Mary's	78 82						
				184	H	Marist	69 80	178	A	La Salle	76 55						
				138	H	Binghamton	54 76	317	H	Vermont	64 49						
				345	A	NJIT	79 64	253	N	East Carolina	63 66						

Non-Div I Games:

Ri der

Average RPI Win:	251	WON-LOST	WINNING	LAST 10	STRENGTH OF	OPP. STRENGTH	TEAM	ADJ.	CONF.	ADJ CONF.
Average RPI Loss:	114	RECORD	PCT. RANK	GAMES	SCHEDULE	OF SCHEDULE	RPI	RPI	RPI	RPI
DIV. I ONLY	11- 4	61	8- 1	293	250	142	142	29	29	
DIV. I NON-CONF.	6- 4	122	4- 2	319	152	218	218	28	28	

TOTALS	RPI 1-25	RPI 26-50	W-L RECORDS	RPI 51-100	RPI 101-150	RPI 150+				
11- 4	0- 0	0- 1	OVERALL	0- 0	1- 2	10- 1				
6- 2	0- 0	0- 0	HOME	0- 0	1- 2	5- 0				
5- 1	0- 0	0- 1	AWAY	0- 0	0- 0	5- 0				
0- 1	0- 0	0- 0	NEUTRAL	0- 0	0- 0	0- 1				
6- 4	0- 0	0- 1	NON-CONFERENCE	0- 0	0- 2	6- 1				
3- 2	0- 0	0- 0	HOME	0- 0	0- 2	3- 0				
3- 1	0- 0	0- 1	AWAY	0- 0	0- 0	3- 0				
0- 1	0- 0	0- 0	NEUTRAL	0- 0	0- 0	0- 1				
5- 0	0- 0	0- 0	CONFERENCE	0- 0	1- 0	4- 0				
3- 0	0- 0	0- 0	HOME	0- 0	1- 0	2- 0				
2- 0	0- 0	0- 0	AWAY	0- 0	0- 0	2- 0				
0- 0	0- 0	0- 0	NEUTRAL	0- 0	0- 0	0- 0				

RPI 1-25				RPI 26-50				RPI 51-100				RPI 101+ Team's RPI: 142			
RPI	S	Opponent	Score	RPI	S	Opponent	Score	RPI	S	Opponent	Score	RPI	S	Opponent	Score
				30	A	Michigan St.	58 100					125	H	Bowling Green	62 64
												126	H	Kent St.	31 46
												141	H	Saint Francis (PA)	63 62
												175	N	San Francisco	45 57
												193	A	Cal Poly	66 50
												238	H	Lafayette	63 42
												248	H	LIU Brooklyn	60 53
												258	H	Monmouth	56 38
												262	H	Youngstown St.	84 52
												266	A	Sacred Heart	91 57
												267	A	Northern Ky.	59 50
												278	H	St. Francis Brooklyn	59 36
												292	A	Fairleigh Dickinson	77 68
												319	A	Delaware St.	65 42
LAST 12 Division I GAMES:															
248	H	LIU Brooklyn	60 53	141	H	Saint Francis (PA)	63 62	278	H	St. Francis Brooklyn	59 36	258	H	Monmouth	56 38
266	A	Sacred Heart	91 57	262	H	Youngstown St.	84 52	175	N	San Francisco	45 57	193	A	Cal Poly	66 50
292	A	Fairleigh Dickinson	77 68	238	H	Lafayette	63 42								
126	H	Kent St.	31 46	319	A	Delaware St.	65 42								

Non-Div I Games: Clarion 67 60

Robert Morris

Average RPI Win:	104	WON-LOST	WINNING	LAST 10	STRENGTH OF	OPP. STRENGTH	TEAM	ADJ.	CONF.	ADJ CONF.
Average RPI Loss:	36	RECORD	PCT. RANK	GAMES	SCHEDULE	OF SCHEDULE	RPI	RPI	RPI	RPI
DIV. I ONLY	17- 3	14	9- 1	14	14	10	10	3	3	
DIV. I NON-CONF.	12- 2	22	6- 0	24	13	10	10	4	4	

TOTALS	RPI 1-25	RPI 26-50	W-L RECORDS	RPI 51-100	RPI 101-150	RPI 150+				
17- 3	0- 1	6- 1	OVERALL	5- 1	1- 0	5- 0				
12- 0	0- 0	5- 0	HOME	3- 0	1- 0	3- 0				
4- 1	0- 0	1- 1	AWAY	1- 0	0- 0	2- 0				
1- 2	0- 1	0- 0	NEUTRAL	1- 1	0- 0	0- 0				
12- 2	0- 1	4- 0	NON-CONFERENCE	3- 1	1- 0	4- 0				
8- 0	0- 0	4- 0	HOME	1- 0	1- 0	2- 0				
3- 0	0- 0	0- 0	AWAY	1- 0	0- 0	2- 0				
1- 2	0- 1	0- 0	NEUTRAL	1- 1	0- 0	0- 0				
5- 1	0- 0	2- 1	CONFERENCE	2- 0	0- 0	1- 0				
4- 0	0- 0	1- 0	HOME	2- 0	0- 0	1- 0				
1- 1	0- 0	1- 1	AWAY	0- 0	0- 0	0- 0				
0- 0	0- 0	0- 0	NEUTRAL	0- 0	0- 0	0- 0				

RPI	S	Opponent	Score	RPI	S	Opponent	Score	RPI	S	Opponent	Score	RPI	S	Opponent	Score
13	N	South Carolina	68 78	26	H	NC State	57 53	51	H	Minnesota	80 70	102	H	Wake Forest	65 51
				30	A	Michigan St.	61 58	52	N	Washington St.	60 63	154	H	Illinois	76 37
				42	H	Houston	75 57	83	H	Penn St.	70 65	167	A	Temple	84 67
				44	A	Purdue	33 47	87	A	James Madison	76 63	195	A	Charlotte	77 54
				44	H	Purdue	58 50	93	N	Western Mich.	75 64	206	H	Siena	59 47
				45	H	Virginia	52 43	97	H	Seton Hall	70 45	292	H	Fairleigh Dickinson	101 35
				47	H	Princeton	70 50								

LAST 12 Division I GAMES:															
				83	H	Penn St.	70 65	51	H	Minnesota	80 70				
				154	H	Illinois	76 37	44	A	Purdue	33 47				
				30	A	Michigan St.	61 58	292	H	Fairleigh Dickinson	101 35				
				44	H	Purdue	58 50	97	H	Seton Hall	70 45				
				42	H	Houston	75 57	45	H	Virginia	52 43				
				47	H	Princeton	70 50	206	H	Siena	59 47				

Non-Div I Games:

Rutgers

Average RPI Win:	257	WON-LOST	WINNING	LAST 10	STRENGTH OF	OPP. STRENGTH	TEAM	ADJ.	CONF.	ADJ CONF.
Average RPI Loss:	178	RECORD	PCT. RANK	GAMES	SCHEDULE	OF SCHEDULE	RPI	RPI	RPI	RPI
DIV. I ONLY	10- 3	42	6- 2	335	264	139	139	27	27	
DIV. I NON-CONF.	4- 3	143	1- 2	295	282	188	188	26	26	

TOTALS	RPI 1-25	RPI 26-50	W-L RECORDS	RPI 51-100	RPI 101-150	RPI 150+				
10- 3	0- 0	0- 0	OVERALL	1- 1	0- 0	9- 2				
5- 0	0- 0	0- 0	HOME	1- 0	0- 0	4- 0				
3- 3	0- 0	0- 0	AWAY	0- 1	0- 0	3- 2				
2- 0	0- 0	0- 0	NEUTRAL	0- 0	0- 0	2- 0				
4- 3	0- 0	0- 0	NON-CONFERENCE	1- 1	0- 0	3- 2				
2- 0	0- 0	0- 0	HOME	1- 0	0- 0	1- 0				
0- 3	0- 0	0- 0	AWAY	0- 1	0- 0	0- 2				
2- 0	0- 0	0- 0	NEUTRAL	0- 0	0- 0	2- 0				
6- 0	0- 0	0- 0	CONFERENCE	0- 0	0- 0	6- 0				
3- 0	0- 0	0- 0	HOME	0- 0	0- 0	3- 0				
3- 0	0- 0	0- 0	AWAY	0- 0	0- 0	3- 0				
0- 0	0- 0	0- 0	NEUTRAL	0- 0	0- 0	0- 0				

S

F

A

RPI 1-25				RPI 26-50				RPI 51-100				RPI 101+				Team's RPI: 139
RPI	S	Opponent	Score	RPI	S	Opponent	Score	RPI	S	Opponent	Score	RPI	S	Opponent	Score	
								68	A	Kansas St.	49 74	189	A	New Orleans	74 67	
								95	H	South Dakota	77 55	226	A	Montana St.	54 59	
												239	H	Abilene Christian	66 55	
												241	A	Montana	52 60	
												257	A	Nicholls St.	86 73	
												273	H	Incarinate Word	60 49	
												289	N	Alcorn	83 79	
												298	H	Southeastern La.	79 67	
												304	A	Northwestern St.	70 62	
												307	N	Alabama St.	77 50	
												315	H	Coppin St.	72 59	
LAST 12 Division I GAMES:																
189	A	New Orleans	74 67	239	H	Abilene Christian	66 55									
304	A	Northwestern St.	70 62	273	H	Incarinate Word	60 49									
257	A	Nicholls St.	86 73	95	H	South Dakota	77 55									
298	H	Southeastern La.	79 67	289	N	Alcorn	83 79									
226	A	Montana St.	54 59	307	N	Alabama St.	77 50									
241	A	Montana	52 60	315	H	Coppin St.	72 59									

S

F

A

Non-Div I Games: Howard Payne 105 35 Central Baptist 97 34 Tex. A&M-Commerce 83 61 Cent. Christian (KS) 105 32 SFA

S
I
U
E

SIUE			Through Games Of Jan. 17, 2018								
Average RPI	Win:	245	WON-LOST RECORD	WINNING PCT. RANK	LAST 10 GAMES	STRENGTH OF SCHEDULE	OPP. STRENGTH OF SCHEDULE	TEAM RPI	ADJ. RPI	CONF. RPI	ADJ CONF. RPI
Average RPI	Loss:	112									
DIV. I ONLY			9- 9	162	6- 4	146	222	156	156	26	26
DIV. I NON-CONF.			3- 8	268	0- 5	108	70	228	228	27	27

TOTALS		RPI 1-25		RPI 26-50		W-L RECORDS		RPI 51-100	RPI 101-150		RPI 150+
9- 9		0- 1		0- 2		OVERALL		0- 2	1- 1		8- 3
4- 4		0- 0		0- 1		HOME		0- 1	1- 1		3- 1
5- 4		0- 1		0- 1		AWAY		0- 1	0- 0		5- 1
0- 1		0- 0		0- 0		NEUTRAL		0- 0	0- 0		0- 1
3- 8		0- 1		0- 2		NON-CONFERENCE		0- 1	1- 1		2- 3
2- 3		0- 0		0- 1		HOME		0- 0	1- 1		1- 1
1- 4		0- 1		0- 1		AWAY		0- 1	0- 0		1- 1
0- 1		0- 0		0- 0		NEUTRAL		0- 0	0- 0		0- 1
6- 1		0- 0		0- 0		CONFERENCE		0- 1	0- 0		6- 0
2- 1		0- 0		0- 0		HOME		0- 1	0- 0		2- 0
4- 0		0- 0		0- 0		AWAY		0- 0	0- 0		4- 0
0- 0		0- 0		0- 0		NEUTRAL		0- 0	0- 0		0- 0

S
I
U
E

RPI 1-25				RPI 26-50				RPI 51-100				RPI 101+ Team's RPI: 156			
RPI	S	Opponent	Score	RPI	S	Opponent	Score	RPI	S	Opponent	Score	RPI	S	Opponent	Score
14	A	Missouri	48 78	40	H	Central Mich.	56 94	72	A	Nebraska	53 62	113	H	Northern Ill.	75 86
				41	A	FGCU	49 66	74	H	Belmont	55 72	115	H	Saint Louis	79 72
												166	A	Southern Ill.	57 53
												172	H	Stetson	61 65
												209	H	Southeast Mo. St.	65 57
												218	A	Morehead St.	66 51
												234	N	Akron	58 59
												242	A	Austin Peay	61 38
												245	A	Illinois St.	47 62
												297	A	Eastern Ky.	62 60
												306	A	Murray St.	75 70
												309	H	Air Force	76 40
												341	H	Tennessee St.	74 63

LAST 12 Division I GAMES:															
74	H	Belmont	55 72	209	H	Southeast Mo. St.	65 57	341	H	Tennessee St.	74 63	234	N	Akron	58 59
218	A	Morehead St.	66 51	40	H	Central Mich.	56 94	113	H	Northern Ill.	75 86	14	A	Missouri	48 78
297	A	Eastern Ky.	62 60	41	A	FGCU	49 66	74	H	Belmont	55 72	115	H	Saint Louis	79 72
306	A	Murray St.	75 70									166	A	Southern Ill.	57 53
242	A	Austin Peay	61 38									172	H	Stetson	61 65
41	A	FGCU	49 66									209	H	Southeast Mo. St.	65 57

Non-Div I Games:

SIUE

SMU				Through Games Of Jan. 17, 2018																
Average RPI Win:		233	WON-LOST		WINNING		LAST 10		STRENGTH OF		OPP. STRENGTH		TEAM		ADJ.		CONF.		ADJ CONF.	
Average RPI Loss:		109	RECORD		PCT. RANK		GAMES		SCHEDULE		OF SCHEDULE		RPI		RPI		RPI		RPI	
DIV. I ONLY			7- 11		238		4- 6		101		132		204		204		8		8	
DIV. I NON-CONF.			6- 7		184		3- 4		129		162		164		164		7		7	
TOTALS		RPI 1-25		RPI 26-50		W-L RECORDS		RPI 51-100		RPI 101-150		RPI 150+								
7- 11		0- 1		0- 2		OVERALL		0- 3		1- 0		6- 5								
6- 3		0- 0		0- 1		HOME		0- 2		1- 0		5- 0								
0- 8		0- 1		0- 1		AWAY		0- 1		0- 0		0- 5								
1- 0		0- 0		0- 0		NEUTRAL		0- 0		0- 0		1- 0								
6- 7		0- 1		0- 1		NON-CONFERENCE		0- 2		1- 0		5- 3								
5- 1		0- 0		0- 0		HOME		0- 1		1- 0		4- 0								
0- 6		0- 1		0- 1		AWAY		0- 1		0- 0		0- 3								
1- 0		0- 0		0- 0		NEUTRAL		0- 0		0- 0		1- 0								
1- 4		0- 0		0- 1		CONFERENCE		0- 1		0- 0		1- 2								
1- 2		0- 0		0- 1		HOME		0- 1		0- 0		1- 0								
0- 2		0- 0		0- 0		AWAY		0- 0		0- 0		0- 2								
0- 0		0- 0		0- 0		NEUTRAL		0- 0		0- 0		0- 0								

RPI 1-25				RPI 26-50				RPI 51-100				RPI 101+ Team's RPI: 204			
RPI	S	Opponent	Score	RPI	S	Opponent	Score	RPI	S	Opponent	Score	RPI	S	Opponent	Score
15	A	Texas A&M	57 79	28	A	Oklahoma	75 87	55	H	UCF	42 60	147	H	Loyola Marymount	63 60
				42	H	Houston	75 85	62	A	Alabama	44 59	167	A	Temple	52 55
								75	H	TCU	58 64	176	A	Wichita St.	43 66
												181	A	UT Arlington	55 58
												183	A	Nevada	72 80
												213	A	North Texas	40 47
												221	H	CSU Bakersfield	41 29
												224	N	UC Riverside	73 51
												239	H	Abilene Christian	65 44
												253	H	East Carolina	65 51
												257	H	Nicholls St.	68 61
												291	H	McNeese	65 59
LAST 12 Division I GAMES:															
167	A	Temple	52 55	176	A	Wichita St.	43 66	253	H	East Carolina	65 51	62	A	Alabama	44 59
55	H	UCF	42 60	213	A	North Texas	40 47	221	H	CSU Bakersfield	41 29	291	H	McNeese	65 59
42	H	Houston	75 85	183	A	Nevada	72 80								
15	A	Texas A&M	57 79												
291	H	McNeese	65 59												
147	H	Loyola Marymount	63 60												

Non-Div I Games:

SMU

■ Loss,
 ■ Non-Conf,
 ■ S Site,
 ■ H Home
 ■ A Away
 N Neutral

Average RPI Win:	213	WON-LOST	WINNING	LAST 10	STRENGTH OF	OPP. STRENGTH	TEAM	ADJ.	CONF.	ADJ CONF.
Average RPI Loss:	138	RECORD	PCT. RANK	GAMES	SCHEDULE	OF SCHEDULE	RPI	RPI	RPI	RPI
DIV. I ONLY	2- 13	318	1- 8	108	147	271	271	19	19	
DIV. I NON-CONF.	1- 9	318	1- 5	48	90	239	239	16	16	

TOTALS	RPI 1-25	RPI 26-50	W-L RECORDS	RPI 51-100	RPI 101-150	RPI 150+				
2- 13	0- 1	0- 1	OVERALL	0- 2	0- 3	2- 6				
1- 1	0- 0	0- 0	HOME	0- 0	0- 0	1- 1				
0- 10	0- 1	0- 1	AWAY	0- 1	0- 2	0- 5				
1- 2	0- 0	0- 0	NEUTRAL	0- 1	0- 1	1- 0				
1- 9	0- 1	0- 1	NON-CONFERENCE	0- 2	0- 2	1- 3				
0- 0	0- 0	0- 0	HOME	0- 0	0- 0	0- 0				
0- 7	0- 1	0- 1	AWAY	0- 1	0- 1	0- 3				
1- 2	0- 0	0- 0	NEUTRAL	0- 1	0- 1	1- 0				
1- 4	0- 0	0- 0	CONFERENCE	0- 0	0- 1	1- 3				
1- 1	0- 0	0- 0	HOME	0- 0	0- 0	1- 1				
0- 3	0- 0	0- 0	AWAY	0- 0	0- 1	0- 2				
0- 0	0- 0	0- 0	NEUTRAL	0- 0	0- 0	0- 0				

RPI 1-25				RPI 26-50				RPI 51-100				RPI 101+ Team's RPI: 271			
RPI	S	Opponent	Score	RPI	S	Opponent	Score	RPI	S	Opponent	Score	RPI	S	Opponent	Score
23	A	Ari zona St.	58 106	37	A	West Vi rgi ni a	47 101	57	A	UC Davi s	72 79	107	A	Kentucky	70 101
								77	N	Mi ami (FL)	56 82	113	N	Northern Ill.	75 84
												143	A	Portland St.	73 74
												175	A	San Francis co	76 90
												183	A	Nevada	68 95
												197	H	Eastern Wash.	72 83
												202	H	Idaho	79 64
												218	A	Morehead St.	71 75
												224	N	UC Ri versi de	99 72
												226	A	Montana St.	50 85
												241	A	Montana	59 68
LAST 12 Division I GAMES:															
				197	H	Eastern Wash.	72 83	226	A	Montana St.	50 85				
				202	H	Idaho	79 64	241	A	Montana	59 68				
				143	A	Portland St.	73 74	57	A	UC Davi s	72 79				
				113	N	Northern Ill.	75 84	224	N	UC Ri versi de	99 72				
				77	N	Mi ami (FL)	56 82	183	A	Nevada	68 95				
				175	A	San Francis co	76 90	23	A	Ari zona St.	58 106				

Non-Div I Games: Antelope Valley 95 62

Sacramento St.

Average RPI	Win:	245	WON-LOST	WINNING	LAST 10	STRENGTH OF	OPP. STRENGTH	TEAM	ADJ.	CONF.	ADJ CONF.
Average RPI	Loss:	174	RECORD	PCT. RANK	GAMES	SCHEDULE	OF SCHEDULE	RPI	RPI	RPI	RPI
DIV. I ONLY		6- 11		253	3- 7	260	276	266	266	29	29
DIV. I NON-CONF.		4- 7		226	2- 4	153	275	227	227	28	28

TOTALS	RPI 1-25		RPI 26-50		W-L RECORDS	RPI 51-100		RPI 101-150		RPI 150+	
6- 11	0- 1		0- 0		OVERALL	0- 1		0- 3		6- 6	
3- 5	0- 0		0- 0		HOME	0- 0		0- 2		3- 3	
3- 6	0- 1		0- 0		AWAY	0- 1		0- 1		3- 3	
0- 0	0- 0		0- 0		NEUTRAL	0- 0		0- 0		0- 0	
4- 7	0- 1		0- 0		NON-CONFERENCE	0- 1		0- 1		4- 4	
3- 2	0- 0		0- 0		HOME	0- 0		0- 0		3- 2	
1- 5	0- 1		0- 0		AWAY	0- 1		0- 1		1- 2	
0- 0	0- 0		0- 0		NEUTRAL	0- 0		0- 0		0- 0	
2- 4	0- 0		0- 0		CONFERENCE	0- 0		0- 2		2- 2	
0- 3	0- 0		0- 0		HOME	0- 0		0- 2		0- 1	
2- 1	0- 0		0- 0		AWAY	0- 0		0- 0		2- 1	
0- 0	0- 0		0- 0		NEUTRAL	0- 0		0- 0		0- 0	

RPI 1-25				RPI 26-50				RPI 51-100				RPI 101+ Team's RPI: 266			
RPI	S	Opponent	Score	RPI	S	Opponent	Score	RPI	S	Opponent	Score	RPI	S	Opponent	Score
6	A	Florida St.	52 101					96	A	Brown	77 102	101	A	Harvard	62 70
												141	H	Saint Francis (PA)	48 89
												142	H	Robert Morris	57 91
												160	H	New Hampshire	47 74
												162	H	Providence	78 75
												164	H	Lehigh	65 55
												206	A	Siena	57 62
												216	H	Hofstra	81 86
												231	H	Manhattan	65 61
												258	A	Monmouth	64 69
												263	A	Mt. St. Mary's	82 52
												285	H	Bryant	73 81
												303	A	Central Conn. St.	59 69
												316	A	Wagner	72 55
												332	A	Florida A&M	73 68

LAST 12 Division I GAMES:															
316	A	Wagner	72 55	285	H	Bryant	73 81	303	A	Central Conn. St.	59 69	162	H	Providence	78 75
263	A	Mt. St. Mary's	82 52	96	A	Brown	77 102	164	H	Lehigh	65 55	216	H	Hofstra	81 86
142	H	Robert Morris	57 91												
141	H	Saint Francis (PA)	48 89												
160	H	New Hampshire	47 74												
206	A	Siena	57 62												

Non-Div I Games:

Sacred Heart

Average RPI Win:	267	WON-LOST	WINNING	LAST 10	STRENGTH OF	OPP. STRENGTH	TEAM	ADJ.	CONF.	ADJ CONF.
Average RPI Loss:	127	RECORD	PCT. RANK	GAMES	SCHEDULE	OF SCHEDULE	RPI	RPI	RPI	RPI
DIV. I ONLY	8- 8	162	6- 4	178	279	141	141	29	29	
DIV. I NON-CONF.	4- 7	226	2- 5	200	183	206	206	28	28	

TOTALS	RPI 1-25	RPI 26-50	W-L RECORDS	RPI 51-100	RPI 101-150	RPI 150+				
8- 8	0- 0	0- 0	OVERALL	0- 3	1- 2	7- 3				
3- 1	0- 0	0- 0	HOME	0- 0	0- 1	3- 0				
4- 6	0- 0	0- 0	AWAY	0- 3	1- 1	3- 1				
1- 1	0- 0	0- 0	NEUTRAL	0- 0	0- 0	1- 1				
4- 7	0- 0	0- 0	NON-CONFERENCE	0- 3	1- 1	3- 3				
1- 1	0- 0	0- 0	HOME	0- 0	0- 1	1- 0				
2- 5	0- 0	0- 0	AWAY	0- 3	1- 0	1- 2				
1- 1	0- 0	0- 0	NEUTRAL	0- 0	0- 0	1- 1				
4- 1	0- 0	0- 0	CONFERENCE	0- 0	0- 1	4- 0				
2- 0	0- 0	0- 0	HOME	0- 0	0- 0	2- 0				
2- 1	0- 0	0- 0	AWAY	0- 0	0- 1	2- 0				
0- 0	0- 0	0- 0	NEUTRAL	0- 0	0- 0	0- 0				

RPI 1-25				RPI 26-50				RPI 51-100				RPI 101+				Team's RPI: 141
RPI	S	Opponent	Score	RPI	S	Opponent	Score	RPI	S	Opponent	Score	RPI	S	Opponent	Score	
								53	A	Toledo	66 74	134	H	William & Mary	86 92	
								64	A	Gonzaga	74 97	142	A	Robert Morris	62 63	
								70	A	Duquesne	68 87	149	A	Cincinnati	77 73	
												173	A	Columbia	81 94	
												174	A	Boise St.	59 87	
												209	N	Southeast Mo. St.	50 82	
												248	H	LIU Brooklyn	101 71	
												262	H	Youngstown St.	79 65	
												266	A	Sacred Heart	89 48	
												278	H	St. Francis Brooklyn	90 75	
												292	A	Fairleigh Dickinson	80 56	
												320	N	Old Dominion	79 68	
												323	A	Portland	106 101	

LAST 12 Division I GAMES:																
				278	H	St. Francis Brooklyn	90 75	142	A	Robert Morris	62 63					
				292	A	Fairleigh Dickinson	80 56	248	H	LIU Brooklyn	101 71					
				266	A	Sacred Heart	89 48	262	H	Youngstown St.	79 65					
				174	A	Boise St.	59 87	173	A	Columbia	81 94					
				323	A	Portland	106 101	134	H	William & Mary	86 92					
				64	A	Gonzaga	74 97	70	A	Duquesne	68 87					

Non-Div I Games: Seton Hill 103 71

Saint Francis (PA)

■ Loss,
 ■ Non-Conf,
 ■ S Site,
 ■ Home
 ■ A Away
 N Neutral

Average RPI Win:	245	WON-LOST	WINNING	LAST 10	STRENGTH OF	OPP. STRENGTH	TEAM	ADJ.	CONF.	ADJ CONF.
Average RPI Loss:	121	RECORD	PCT. RANK	GAMES	SCHEDULE	OF SCHEDULE	RPI	RPI	RPI	RPI
DIV. I ONLY	9- 8	155	4- 6	188	200	152	152	13	13	
DIV. I NON-CONF.	5- 7	212	0- 7	161	175	176	176	13	13	

TOTALS	RPI 1-25	RPI 26-50	W-L RECORDS	RPI 51-100	RPI 101-150	RPI 150+				
9- 8	0- 1	0- 1	OVERALL	1- 2	0- 1	8- 3				
4- 3	0- 0	0- 0	HOME	0- 2	0- 1	4- 0				
5- 4	0- 1	0- 0	AWAY	1- 0	0- 0	4- 3				
0- 1	0- 0	0- 1	NEUTRAL	0- 0	0- 0	0- 0				
5- 7	0- 1	0- 1	NON-CONFERENCE	1- 1	0- 1	4- 3				
2- 2	0- 0	0- 0	HOME	0- 1	0- 1	2- 0				
3- 4	0- 1	0- 0	AWAY	1- 0	0- 0	2- 3				
0- 1	0- 0	0- 1	NEUTRAL	0- 0	0- 0	0- 0				
4- 1	0- 0	0- 0	CONFERENCE	0- 1	0- 0	4- 0				
2- 1	0- 0	0- 0	HOME	0- 1	0- 0	2- 0				
2- 0	0- 0	0- 0	AWAY	0- 0	0- 0	2- 0				
0- 0	0- 0	0- 0	NEUTRAL	0- 0	0- 0	0- 0				

RPI 1-25				RPI 26-50				RPI 51-100				RPI 101+				Team's RPI: 152
RPI	S	Opponent	Score	RPI	S	Opponent	Score	RPI	S	Opponent	Score	RPI	S	Opponent	Score	
20	A	Villanova	44 79	47	N	Princeton	54 63	61	H	Drexel	58 65	118	H	Penn	50 57	
								65	H	Dayton	59 65	167	A	Temple	66 69	
								87	A	James Madison	73 66	187	A	Niagara	93 69	
												201	A	Bucknell	77 53	
												212	A	Florida	51 71	
												228	H	Richmond	81 72	
												230	A	St. Bonaventure	70 64	
												279	A	Towson	66 90	
												294	A	Massachusetts	84 79	
												308	H	VCU	79 41	
												329	H	Saint Peter's	87 58	
												337	H	Eastern Ill.	80 62	
LAST 12 Division I GAMES:																
65	H	Dayton	59 65	294	A	Massachusetts	84 79									
230	A	St. Bonaventure	70 64	228	H	Richmond	81 72									
308	H	VCU	79 41	118	H	Penn	50 57									
212	A	Florida	51 71	279	A	Towson	66 90									
47	N	Princeton	54 63	20	A	Villanova	44 79									
61	H	Drexel	58 65	167	A	Temple	66 69									

Non-Div I Games:

Saint Joseph's

Average RPI Win:	189	WON-LOST	WINNING	LAST 10	STRENGTH OF	OPP. STRENGTH	TEAM	ADJ.	CONF.	ADJ CONF.
Average RPI Loss:	78	RECORD	PCT. RANK	GAMES	SCHEDULE	OF SCHEDULE	RPI	RPI	RPI	RPI
DIV. I ONLY	8- 9	188	5- 5	87	55	115	115	13	13	
DIV. I NON-CONF.	6- 7	184	4- 4	118	33	137	137	13	13	

TOTALS	RPI 1-25	RPI 26-50	W-L RECORDS	RPI 51-100	RPI 101-150	RPI 150+				
8- 9	0- 1	0- 2	OVERALL	1- 3	2- 2	5- 1				
4- 2	0- 0	0- 0	HOME	0- 0	1- 2	3- 0				
2- 6	0- 0	0- 1	AWAY	0- 2	0- 0	2- 1				
2- 1	0- 0	0- 1	NEUTRAL	1- 0	1- 0	0- 0				
6- 7	0- 1	0- 2	NON-CONFERENCE	1- 1	2- 2	3- 1				
3- 2	0- 0	0- 0	HOME	0- 0	1- 2	2- 0				
1- 4	0- 1	0- 1	AWAY	0- 1	0- 0	1- 1				
2- 1	0- 0	0- 1	NEUTRAL	1- 0	1- 0	0- 0				
2- 2	0- 0	0- 0	CONFERENCE	0- 2	0- 0	2- 0				
1- 0	0- 0	0- 0	HOME	0- 0	0- 0	1- 0				
1- 2	0- 0	0- 0	AWAY	0- 2	0- 0	1- 0				
0- 0	0- 0	0- 0	NEUTRAL	0- 0	0- 0	0- 0				

RPI 1-25				RPI 26-50				RPI 51-100				RPI 101+				Team's RPI: 115
RPI	S	Opponent	Score	RPI	S	Opponent	Score	RPI	S	Opponent	Score	RPI	S	Opponent	Score	
14	A	Missouri	58 70	29	A	DePaul	78 86	52	A	Washington St.	63 85	105	N	Cleveland St.	80 64	
				48	N	LSU	59 71	65	A	Dayton	76 101	124	H	Vanderbilt	69 74	
								71	A	Fordham	63 66	130	H	Little Rock	48 45	
								92	N	Ole Miss	79 64	147	H	Loyola Marymount	60 62	
												156	A	SIUE	72 79	
												177	H	Tulsa	77 66	
												228	A	Richmond	79 61	
												230	H	St. Bonaventure	78 55	
												246	H	Lipscomb	101 57	
												301	A	Indiana St.	60 59	

LAST 12 Division I GAMES:																
228	A	Richmond	79 61	65	A	Dayton	76 101									
230	H	St. Bonaventure	78 55	71	A	Fordham	63 66									
177	H	Tulsa	77 66	130	H	Little Rock	48 45									
246	H	Lipscomb	101 57	124	H	Vanderbilt	69 74									
14	A	Missouri	58 70	48	N	LSU	59 71									
52	A	Washington St.	63 85	105	N	Cleveland St.	80 64									

Non-Div I Games:

Saint Louis

Saint Mary's (CA)

Through Games Of Jan. 17, 2018

Average RPI	Win:	174	WON-LOST	WINNING	LAST 10	STRENGTH OF	OPP. STRENGTH	TEAM	ADJ.	CONF.	ADJ CONF.
Average RPI	Loss:	70	RECORD	PCT. RANK	GAMES	SCHEDULE	OF SCHEDULE	RPI	RPI	RPI	RPI
DIV. I ONLY		12- 5		72	7- 3	103	65	60	60	12	12
DIV. I NON-CONF.		7- 4		102	3- 3	77	24	61	61	12	12

TOTALS	RPI 1-25		RPI 26-50		W-L RECORDS	RPI 51-100		RPI 101-150		RPI 150+	
12- 5	0- 1		0- 1		OVERALL	2- 2		2- 1		8- 0	
7- 1	0- 0		0- 0		HOME	2- 1		1- 0		4- 0	
3- 4	0- 1		0- 1		AWAY	0- 1		1- 1		2- 0	
2- 0	0- 0		0- 0		NEUTRAL	0- 0		0- 0		2- 0	
7- 4	0- 1		0- 1		NON-CONFERENCE	2- 2		0- 0		5- 0	
4- 1	0- 0		0- 0		HOME	2- 1		0- 0		2- 0	
1- 3	0- 1		0- 1		AWAY	0- 1		0- 0		1- 0	
2- 0	0- 0		0- 0		NEUTRAL	0- 0		0- 0		2- 0	
5- 1	0- 0		0- 0		CONFERENCE	0- 0		2- 1		3- 0	
3- 0	0- 0		0- 0		HOME	0- 0		1- 0		2- 0	
2- 1	0- 0		0- 0		AWAY	0- 0		1- 1		1- 0	
0- 0	0- 0		0- 0		NEUTRAL	0- 0		0- 0		0- 0	

RPI 1-25				RPI 26-50				RPI 51-100				RPI 101+			
RPI	S	Opponent	Score	RPI	S	Opponent	Score	RPI	S	Opponent	Score	RPI	S	Opponent	Score
24	A	Cal i forni a	80 87	44	A	Purdue	60 70	52	H	Washington St.	81 75	132	H	BYU	57 49
								57	H	UC Davi s	50 74	144	A	Paci fi c	70 69
								76	A	Utah	63 74	147	A	Loyol a Marymount	57 69
								78	H	Indi ana	88 82	174	A	Boi se St.	74 72
												191	A	San Di ego	75 53
												193	H	Cal Poly	82 64
												197	N	Eastern Wash.	76 56
												200	H	Pepperdi ne	75 62
												211	H	UC Santa Barbara	89 59
												252	N	UT Martin	69 58
												260	H	Santa Clara	59 46

LAST 12 Division I GAMES:															
191	A	San Di ego	75 53	200	H	Pepperdi ne	75 62								
144	A	Paci fi c	70 69	260	H	Santa Clara	59 46								
132	H	BYU	57 49	252	N	UT Martin	69 58								
147	A	Loyol a Marymount	57 69	57	H	UC Davi s	50 74								
44	A	Purdue	60 70	76	A	Utah	63 74								
197	N	Eastern Wash.	76 56	174	A	Boi se St.	74 72								

Non-Div I Games:

Saint Mary's (CA)

Loss,
Non-Conf,
S Site,
H Home
A Away
N Neutral

Average RPI Win:	226	WON-LOST	WINNING	LAST 10	STRENGTH OF	OPP. STRENGTH	TEAM	ADJ.	CONF.	ADJ CONF.
Average RPI Loss:	225	RECORD	PCT. RANK	GAMES	SCHEDULE	OF SCHEDULE	RPI	RPI	RPI	RPI
DIV. I ONLY	3- 13	305	0- 9	314	339	329	329	25	25	
DIV. I NON-CONF.	3- 8	268	0- 6	307	346	317	317	25	25	

TOTALS	RPI 1-25	RPI 26-50	W-L RECORDS	RPI 51-100	RPI 101-150	RPI 150+				
3- 13	0- 0	0- 1	OVERALL	1- 1	0- 1	2- 10				
1- 4	0- 0	0- 0	HOME	0- 0	0- 1	1- 3				
1- 9	0- 0	0- 1	AWAY	0- 1	0- 0	1- 6				
1- 0	0- 0	0- 0	NEUTRAL	1- 0	0- 0	0- 0				
3- 8	0- 0	0- 0	NON-CONFERENCE	1- 1	0- 1	2- 6				
1- 3	0- 0	0- 0	HOME	0- 0	0- 1	1- 2				
1- 5	0- 0	0- 0	AWAY	0- 1	0- 0	1- 4				
1- 0	0- 0	0- 0	NEUTRAL	1- 0	0- 0	0- 0				
0- 5	0- 0	0- 1	CONFERENCE	0- 0	0- 0	0- 4				
0- 1	0- 0	0- 0	HOME	0- 0	0- 0	0- 1				
0- 4	0- 0	0- 1	AWAY	0- 0	0- 0	0- 3				
0- 0	0- 0	0- 0	NEUTRAL	0- 0	0- 0	0- 0				

RPI 1-25				RPI 26-50				RPI 51-100				RPI 101+				Team's RPI: 329
RPI	S	Opponent	Score	RPI	S	Opponent	Score	RPI	S	Opponent	Score	RPI	S	Opponent	Score	
				50	A	Quinnipiac	39 86	94	N	Delaware	90 87	129	H	Yale	49 70	
								97	A	Seton Hall	49 91	152	A	Saint Joseph's	58 87	
												231	A	Manhattan	64 76	
												238	H	Lafayette	64 61	
												248	A	LIU Brooklyn	46 57	
												258	A	Monmouth	44 51	
												274	H	Rider	52 57	
												277	A	Fairfield	41 62	
												278	H	St. Francis Brooklyn	49 64	
												292	A	Fairleigh Dickinson	59 69	
												294	A	Massachusetts	65 81	
												345	A	NJIT	59 52	
												349	H	UMass Lowell	60 66	
LAST 12 Division I GAMES:																
258	A	Monmouth	44 51	277	A	Fairfield	41 62									
274	H	Rider	52 57	50	A	Quinnipiac	39 86									
231	A	Manhattan	64 76	349	H	UMass Lowell	60 66									
292	A	Fairleigh Dickinson	59 69	278	H	St. Francis Brooklyn	49 64									
129	H	Yale	49 70	152	A	Saint Joseph's	58 87									
294	A	Massachusetts	65 81	94	N	Delaware	90 87									

Non-Div I Games:

Saint Peter's

Average RPI Win:	313	WON-LOST	WINNING	LAST 10	STRENGTH OF	OPP. STRENGTH	TEAM	ADJ.	CONF.	ADJ CONF.
Average RPI Loss:	196	RECORD	PCT. RANK	GAMES	SCHEDULE	OF SCHEDULE	RPI	RPI	RPI	RPI
DIV. I ONLY	1- 12	337	1- 9	247	341	342	342	27	27	
DIV. I NON-CONF.	1- 6	306	1- 4	43	345	271	271	26	26	

TOTALS	RPI 1-25	RPI 26-50	W-L RECORDS	RPI 51-100	RPI 101-150	RPI 150+				
1- 12	0- 0	0- 1	OVERALL	0- 1	0- 3	1- 7				
1- 6	0- 0	0- 0	HOME	0- 0	0- 2	1- 4				
0- 6	0- 0	0- 0	AWAY	0- 0	0- 0	0- 0				
0- 0	0- 0	0- 0	NEUTRAL	0- 0	0- 0	0- 0				
1- 6	0- 0	0- 1	NON-CONFERENCE	0- 1	0- 2	1- 2				
1- 3	0- 0	0- 0	HOME	0- 0	0- 2	1- 1				
0- 3	0- 0	0- 1	AWAY	0- 1	0- 0	0- 1				
0- 0	0- 0	0- 0	NEUTRAL	0- 0	0- 0	0- 0				
0- 6	0- 0	0- 0	CONFERENCE	0- 0	0- 1	0- 5				
0- 3	0- 0	0- 0	HOME	0- 0	0- 0	0- 3				
0- 3	0- 0	0- 0	AWAY	0- 0	0- 1	0- 2				
0- 0	0- 0	0- 0	NEUTRAL	0- 0	0- 0	0- 0				

RPI	S	Opponent	Score	RPI	S	Opponent	Score	RPI	S	Opponent	Score	RPI	S	Opponent	Score
48	A	LSU	58 71	66	A	Arkansas	54 65	112	A	Central Ark.	44 69	127	H	Rice	50 79
								133	H	Texas St.	41 73	205	A	Southern Miss.	38 58
								239	A	Abilene Christian	65 83	244	H	Texas Southern	58 77
								272	H	A&M-Corpus Christi	57 67	273	H	Incarinate Word	49 56
								304	A	Northwestern St.	60 63	313	H	Jackson St.	74 68
								333	H	Houston Baptist	61 69				
LAST 12 Division I GAMES:															
272	H	A&M-Corpus Christi	57 67	304	A	Northwestern St.	60 63	333	H	Houston Baptist	61 69	205	A	Southern Miss.	38 58
273	H	Incarinate Word	49 56	333	H	Houston Baptist	61 69	313	H	Jackson St.	74 68	244	H	Texas Southern	58 77
112	A	Central Ark.	44 69	205	A	Southern Miss.	38 58	127	H	Rice	50 79				
239	A	Abilene Christian	65 83	313	H	Jackson St.	74 68								
48	A	LSU	58 71	244	H	Texas Southern	58 77								
133	H	Texas St.	41 73	127	H	Rice	50 79								

Non-Div I Games: Wiley 80 41 St. Thomas Houston 68 66

Sam Houston St.

Average RPI Win: 216
Average RPI Loss: 102

WON-LOST
RECORD

WINNING
PCT. RANK

LAST 10
GAMES

STRENGTH OF
SCHEDULE

OPP. STRENGTH
OF SCHEDULE

TEAM
RPI

ADJ.
RPI

CONF.
RPI

ADJ CONF.
RPI

DIV. I ONLY	7- 10	221	4- 5	52	181	169	169	17	17
DIV. I NON-CONF.	7- 7	170	5- 3	60	158	128	128	15	15
<hr/>									
TOTALS	RPI 1-25	RPI 26-50	W-L RECORDS	RPI 51-100	RPI 101-150	RPI 150+			
7- 10	0- 1	0- 1	OVERALL	1- 4	0- 2	6- 2			
6- 2	0- 0	0- 0	HOME	1- 1	0- 1	5- 0			
0- 7	0- 0	0- 0	AWAY	0- 0	0- 0	0- 0			
1- 1	0- 0	0- 0	NEUTRAL	0- 0	0- 1	1- 0			
7- 7	0- 1	0- 1	NON-CONFERENCE	1- 3	0- 2	6- 0			
6- 1	0- 0	0- 0	HOME	1- 0	0- 1	5- 0			
0- 5	0- 1	0- 1	AWAY	0- 3	0- 0	0- 0			
1- 1	0- 0	0- 0	NEUTRAL	0- 0	0- 1	1- 0			
0- 3	0- 0	0- 0	CONFERENCE	0- 1	0- 0	0- 2			
0- 1	0- 0	0- 0	HOME	0- 1	0- 0	0- 0			
0- 2	0- 0	0- 0	AWAY	0- 0	0- 0	0- 2			
0- 0	0- 0	0- 0	NEUTRAL	0- 0	0- 0	0- 0			

RPI 1-25				RPI 26-50				RPI 51-100				RPI 101+ Team's RPI: 169			
RPI	S	Opponent	Score	RPI	S	Opponent	Score	RPI	S	Opponent	Score	RPI	S	Opponent	Score
6	A	Florida St.	62 87	31	A	Iowa	59 80	55	H	UCF	58 51	111	H	Colorado	60 71
								66	A	Arkansas	63 84	140	N	UTEP	33 46
								69	H	Mercer	59 73	163	H	Hampton	66 61
								74	A	Belmont	46 83	165	A	Furman	41 45
								81	A	UAB	53 77	205	H	Southern Miss.	61 56
												229	H	Troy	80 73
												229	N	Troy	82 76
												276	A	Wofford	46 58
												307	H	Alabama St.	58 39
												325	H	Rhode Island	67 37
<hr/>															
LAST 12 Division I GAMES:															
165	A	Furman	41 45	69	H	Mercer	59 73								
163	H	Hampton	66 61	276	A	Wofford	46 58								
229	N	Troy	82 76	81	A	UAB	53 77								
140	N	UTEP	33 46	31	A	Iowa	59 80								
205	H	Southern Miss.	61 56	55	H	UCF	58 51								
229	H	Troy	80 73	6	A	Florida St.	62 87								

Non-Div I Games:

AUM

59 46

Samford

Average RPI Win:	223	WON-LOST	WINNING	LAST 10	STRENGTH OF	OPP. STRENGTH	TEAM	ADJ.	CONF.	ADJ CONF.
Average RPI Loss:	160	RECORD	PCT. RANK	GAMES	SCHEDULE	OF SCHEDULE	RPI	RPI	RPI	RPI
DIV. I ONLY	9- 7	134	5- 5	282	157	191	191	12	12	
DIV. I NON-CONF.	6- 4	122	3- 3	293	212	167	167	12	12	

TOTALS	RPI 1-25	RPI 26-50	W-L RECORDS	RPI 51-100	RPI 101-150	RPI 150+				
9- 7	0- 1	0- 0	OVERALL	1- 1	1- 1	7- 4				
5- 2	0- 0	0- 0	HOME	1- 1	0- 1	4- 0				
3- 5	0- 1	0- 0	AWAY	0- 0	1- 0	2- 4				
1- 0	0- 0	0- 0	NEUTRAL	0- 0	0- 0	1- 0				
6- 4	0- 1	0- 0	NON-CONFERENCE	1- 0	0- 0	5- 3				
4- 0	0- 0	0- 0	HOME	1- 0	0- 0	3- 0				
1- 4	0- 1	0- 0	AWAY	0- 0	0- 0	1- 3				
1- 0	0- 0	0- 0	NEUTRAL	0- 0	0- 0	1- 0				
3- 3	0- 0	0- 0	CONFERENCE	0- 1	1- 1	2- 1				
1- 2	0- 0	0- 0	HOME	0- 1	0- 1	1- 0				
2- 1	0- 0	0- 0	AWAY	0- 0	1- 0	1- 1				
0- 0	0- 0	0- 0	NEUTRAL	0- 0	0- 0	0- 0				

RPI 1-25				RPI 26-50				RPI 51-100				RPI 101+ Team's RPI: 191			
RPI	S	Opponent	Score	RPI	S	Opponent	Score	RPI	S	Opponent	Score	RPI	S	Opponent	Score
24	A	Cal i forni a	64 89					51	H	Minnesota	72 69	144	H	Paci fi c	68 81
								60	H	Saint Mary's (CA)	53 75	147	A	Loyol a Marymount	60 54
												174	N	Boi se St.	72 52
												175	A	San Franci sco	60 54
												200	A	Pepperdi ne	62 66
												211	A	UC Santa Barbara	71 58
												219	A	Hawai i	63 64
												220	A	Seattle U	73 80
												256	A	San Diego St.	76 77
												296	H	Southern Utah	72 59
												302	H	UTSA	78 69
												323	H	Portl and	59 52
												331	H	Long Beach St.	74 40
LAST 12 Division I GAMES:															
				60	H	Saint Mary's (CA)	53 75	147	A	Loyol a Marymount	60 54				
				323	H	Portland	59 52	144	H	Paci fi c	68 81				
				200	A	Pepperdi ne	62 66	24	A	Cal i forni a	64 89				
				175	A	San Franci sco	60 54	220	A	Seattle U	73 80				
				302	H	UTSA	78 69	256	A	San Diego St.	76 77				
				51	H	Minnesota	72 69	211	A	UC Santa Barbara	71 58				

Non-Div I Games: San Diego Christian 82 53

San Diego

Average RPI Win: 227

Average RPI Loss: 186

WON-LOST
RECORDWINNING
PCT. RANKLAST 10
GAMESSTRENGTH OF
SCHEDULEOPP. STRENGTH
OF SCHEDULETEAM
RPIADJ.
RPICONF.
RPIADJ CONF.
RPIDIV. I ONLY
DIV. I NON-CONF.7- 9
5- 5209
1702- 7
2- 3261
274236
281256
253256
25316
1716
17

TOTALS

RPI 1-25

RPI 26-50

W-L RECORDS

RPI 51-100

RPI 101-150

RPI 150+

7- 9
5- 4
2- 3
0- 20- 0
0- 0
0- 0
0- 00- 1
0- 0
0- 0
0- 1OVERALL
HOME
AWAY
NEUTRAL1- 0
1- 0
0- 0
0- 00- 1
0- 0
0- 0
0- 16- 7
4- 4
2- 3
0- 05- 5
4- 2
1- 1
0- 20- 0
0- 0
0- 0
0- 00- 1
0- 0
0- 0
0- 1NON-CONFERENCE
HOME
AWAY
NEUTRAL0- 0
0- 0
0- 0
0- 00- 1
0- 0
0- 0
0- 15- 3
4- 2
1- 1
0- 02- 4
1- 2
1- 2
0- 00- 0
0- 0
0- 0
0- 00- 0
0- 0
0- 0
0- 0CONFERENCE
HOME
AWAY
NEUTRAL1- 0
1- 0
0- 0
0- 00- 0
0- 0
0- 0
0- 01- 4
0- 2
1- 2
0- 0

RPI 1-25

RPI S Opponent Score

RPI 26-50

RPI S Opponent Score

40 N Central Mich. 76 85

RPI 51-100

RPI S Opponent Score

59 H Wyoming 68 62

RPI 101+

Team's RPI: 256

RPI S Opponent Score

120 N Tulane 46 80

174 H Boise St. 70 86

179 H Colorado St. 63 65

190 A Fresno St. 53 64

191 H San Diego 77 76

196 H UC Irvine 65 67

211 A UC Santa Barbara 64 77

236 H CSUN 58 55

247 H Presbyterian 77 50

259 A San Jose St. 75 65

260 H Santa Clara 34 48

288 A Arizona 78 67

300 A Utah St. 58 62

311 H Cal St. Fullerton 59 58

LAST 12 Division I GAMES:

259 A San Jose St. 75 65

179 H Colorado St. 63 65

300 A Utah St. 58 62

59 H Wyoming 68 62

211 A UC Santa Barbara 64 77

260 H Santa Clara 34 48

190 A Fresno St. 53 64

174 H Boise St. 70 86

196 H UC Irvine 65 67

288 A Arizona 78 67

191 H San Diego 77 76

120 N Tulane 46 80

San Diego St.

San Diego St.

Non-Div I Games:

Hope Int'l

92 68

San Diego St.

Loss, Non-Conf, S Site, H Home A Away N Neutral

Average RPI Win:	216	WON-LOST	WINNING	LAST 10	STRENGTH OF	OPP. STRENGTH	TEAM	ADJ.	CONF.	ADJ CONF.
Average RPI Loss:	105	RECORD	PCT. RANK	GAMES	SCHEDULE	OF SCHEDULE	RPI	RPI	RPI	RPI
DIV. I ONLY	8- 9	188	5- 5	127	141	175	175	12	12	
DIV. I NON-CONF.	5- 6	187	3- 3	130	98	160	160	12	12	

TOTALS	RPI 1-25	RPI 26-50	W-L RECORDS	RPI 51-100	RPI 101-150	RPI 150+				
8- 9	0- 0	0- 2	OVERALL	0- 3	2- 1	6- 3				
6- 3	0- 0	0- 1	HOME	0- 1	1- 0	5- 1				
1- 6	0- 0	0- 1	AWAY	0- 2	0- 1	1- 2				
1- 0	0- 0	0- 0	NEUTRAL	0- 0	1- 0	0- 0				
5- 6	0- 0	0- 2	NON-CONFERENCE	0- 2	1- 0	4- 2				
3- 2	0- 0	0- 1	HOME	0- 1	0- 0	3- 0				
1- 4	0- 0	0- 1	AWAY	0- 1	0- 0	1- 2				
1- 0	0- 0	0- 0	NEUTRAL	0- 0	1- 0	0- 0				
3- 3	0- 0	0- 0	CONFERENCE	0- 1	1- 1	2- 1				
3- 1	0- 0	0- 0	HOME	0- 0	1- 0	2- 1				
0- 2	0- 0	0- 0	AWAY	0- 1	0- 1	0- 0				
0- 0	0- 0	0- 0	NEUTRAL	0- 0	0- 0	0- 0				

RPI 1-25				RPI 26-50				RPI 51-100				RPI 101+				Team's RPI: 175	
RPI	S	Opponent	Score	RPI	S	Opponent	Score	RPI	S	Opponent	Score	RPI	S	Opponent	Score		
				33	H	Stanford	66 86	52	H	Washington St.	70 74	132	A	BYU	66 70		
				38	A	Northern Colo.	60 73					142	N	Robert Morris	57 45		
								57	A	UC Davis	55 72	147	H	Loyola Marymount	78 60		
								64	A	Gonzaga	47 74	181	A	UT Arlington	54 56		
												190	H	Fresno St.	70 62		
												191	H	San Diego	54 60		
												193	A	Cal Poly	83 88		
												193	H	Cal Poly	83 71		
												200	H	Pepperdine	68 67		
												259	A	San Jose St.	87 81		
												271	H	Sacramento St.	90 76		
												323	H	Portland	84 75		
LAST 12 Division I GAMES:																	
				200	H	Pepperdine	68 67	64	A	Gonzaga	47 74						
				132	A	BYU	66 70	147	H	Loyola Marymount	78 60						
				323	H	Portland	84 75	271	H	Sacramento St.	90 76						
				191	H	San Diego	54 60	57	A	UC Davis	55 72						
				181	A	UT Arlington	54 56	259	A	San Jose St.	87 81						
				190	H	Fresno St.	70 62	33	H	Stanford	66 86						

Non-Div I Games:

San Francisco

Average RPI Win:	230	WON-LOST	WINNING	LAST 10	STRENGTH OF	OPP. STRENGTH	TEAM	ADJ.	CONF.	ADJ CONF.
Average RPI Loss:	145	RECORD	PCT. RANK	GAMES	SCHEDULE	OF SCHEDULE	RPI	RPI	RPI	RPI
DIV. I ONLY	5- 12	275	3- 6	214	119	259	259	16	16	
DIV. I NON-CONF.	2- 8	290	0- 4	188	84	276	276	17	17	

TOTALS	RPI 1-25	RPI 26-50	W-L RECORDS	RPI 51-100	RPI 101-150	RPI 150+				
5- 12	0- 1	0- 0	OVERALL	1- 2	0- 3	4- 6				
3- 5	0- 0	0- 0	HOME	1- 1	0- 1	2- 3				
2- 6	0- 1	0- 0	AWAY	0- 1	0- 2	2- 2				
0- 1	0- 0	0- 0	NEUTRAL	0- 0	0- 0	0- 1				
2- 8	0- 1	0- 0	NON-CONFERENCE	0- 2	0- 2	2- 3				
1- 4	0- 0	0- 0	HOME	0- 1	0- 1	1- 2				
1- 3	0- 1	0- 0	AWAY	0- 1	0- 1	1- 0				
0- 1	0- 0	0- 0	NEUTRAL	0- 0	0- 0	0- 1				
3- 4	0- 0	0- 0	CONFERENCE	1- 0	0- 1	2- 3				
2- 1	0- 0	0- 0	HOME	1- 0	0- 0	1- 1				
1- 3	0- 0	0- 0	AWAY	0- 0	0- 1	1- 2				
0- 0	0- 0	0- 0	NEUTRAL	0- 0	0- 0	0- 0				

RPI 1-25				RPI 26-50				RPI 51-100				RPI 101+ Team's RPI: 259			
RPI	S	Opponent	Score	RPI	S	Opponent	Score	RPI	S	Opponent	Score	RPI	S	Opponent	Score
11	A	UCLA	69 129					58	H	New Mexico	95 86	106	A	UNLV	60 79
								72	H	Nebraska	55 81	143	H	Portland St.	78 90
								73	A	Oregon St.	62 110	144	A	Paci f i c	97 106
												163	N	Hampton	73 81
												175	H	San Franci sco	81 87
												179	A	Colorado St.	48 63
												183	A	Nevada	63 91
												221	H	CSU Bakersfi el d	67 57
												236	H	CSUN	59 76
												256	H	San Diego St.	65 75
												260	A	Santa Clara	71 66
												300	H	Utah St.	79 66
												309	A	Air Force	75 74

LAST 12 Division I GAMES:															
256	H	San Diego St.	65 75	183	A	Nevada	63 91								
58	H	New Mexico	95 86	309	A	Air Force	75 74								
106	A	UNLV	60 79	73	A	Oregon St.	62 110								
179	A	Colorado St.	48 63	236	H	CSUN	59 76								
300	H	Utah St.	79 66	175	H	San Franci sco	81 87								
72	H	Nebraska	55 81	260	A	Santa Clara	71 66								

Non-Div I Games: Southern Ore. 89 87

San Jose St.

Average RPI Win:	279	WON-LOST	WINNING	LAST 10	STRENGTH OF	OPP. STRENGTH	TEAM	ADJ.	CONF.	ADJ CONF.
Average RPI Loss:	151	RECORD	PCT. RANK	GAMES	SCHEDULE	OF SCHEDULE	RPI	RPI	RPI	RPI

DIV. I ONLY	4- 12	290	2- 7	202	204	260	260	12	12
DIV. I NON-CONF.	3- 7	254	1- 4	241	263	267	267	12	12

TOTALS	RPI 1-25	RPI 26-50	W-L RECORDS	RPI 51-100	RPI 101-150	RPI 150+			
4- 12	0- 1	0- 1	OVERALL	0- 2	0- 2	4- 6			
1- 6	0- 1	0- 1	HOME	0- 1	0- 1	1- 2			
3- 6	0- 0	0- 0	AWAY	0- 0	0- 0	3- 0			
0- 0	0- 0	0- 0	NEUTRAL	0- 0	0- 0	0- 0			
3- 7	0- 1	0- 1	NON-CONFERENCE	0- 0	0- 0	3- 5			
1- 4	0- 1	0- 1	HOME	0- 0	0- 0	1- 2			
2- 3	0- 0	0- 0	AWAY	0- 0	0- 0	2- 3			
0- 0	0- 0	0- 0	NEUTRAL	0- 0	0- 0	0- 0			
1- 5	0- 0	0- 0	CONFERENCE	0- 2	0- 2	1- 1			
0- 2	0- 0	0- 0	HOME	0- 1	0- 1	0- 0			
1- 3	0- 0	0- 0	AWAY	0- 1	0- 1	1- 1			
0- 0	0- 0	0- 0	NEUTRAL	0- 0	0- 0	0- 0			

RPI 1-25				RPI 26-50				RPI 51-100				RPI 101+ Team's RPI: 260			
RPI	S	Opponent	Score	RPI	S	Opponent	Score	RPI	S	Opponent	Score	RPI	S	Opponent	Score
24	H	Cal i forn i a	41 79	32	H	Southern Cal i forn i a	43 64	60	A	Saint Mary's (CA)	46 59	132	A	BYU	47 65
								64	H	Gonzaga	51 63	147	H	Loyol a Marymount	51 65
												161	A	Northwestern	47 57
												183	A	Nevada	41 52
												200	A	Pepperdi ne	55 56
												211	H	UC Santa Barbara	68 63
												243	A	Grand Canyon	38 39
												256	A	San Diego St.	48 34
												259	H	San Jose St.	66 71
												311	H	Cal St. Fullerton	69 73
												323	A	Portl and	50 43
												327	A	III . -Chi cago	45 36

LAST 12 Di vi si on I GAMES:															
323	A	Portl and	50 43	132	A	BYU	47 65	60	A	Saint Mary's (CA)	46 59	256	A	San Diego St.	48 34
147	H	Loyol a Marymount	51 65	64	H	Gonzaga	51 63	24	H	Cal i forn i a	41 79	259	H	San Jose St.	66 71
200	A	Pepperdi ne	55 56	243	A	Grand Canyon	38 39	327	A	III . -Chi cago	45 36				
183	A	Nevada	41 52												

Non-Di v I Games: Men I o 104 61

Santa Clara

Average RPI Win:	328	WON-LOST	WINNING	LAST 10	STRENGTH OF	OPP. STRENGTH	TEAM	ADJ.	CONF.	ADJ CONF.
Average RPI Loss:	204	RECORD	PCT. RANK	GAMES	SCHEDULE	OF SCHEDULE	RPI	RPI	RPI	RPI
DIV. I ONLY	1- 13	339	1- 9	329	203	346	346	31	31	
DIV. I NON-CONF.	1- 9	318	1- 7	277	165	321	321	31	31	

TOTALS	RPI 1-25	RPI 26-50	W-L RECORDS	RPI 51-100	RPI 101-150	RPI 150+				
1- 13	0- 1	0- 0	OVERALL	0- 1	0- 1	1- 10				
0- 2	0- 0	0- 0	HOME	0- 0	0- 0	0- 2				
1- 8	0- 1	0- 0	AWAY	0- 1	0- 1	1- 5				
0- 3	0- 0	0- 0	NEUTRAL	0- 0	0- 0	0- 3				
1- 9	0- 1	0- 0	NON-CONFERENCE	0- 1	0- 1	1- 6				
0- 0	0- 0	0- 0	HOME	0- 0	0- 0	0- 0				
1- 6	0- 1	0- 0	AWAY	0- 1	0- 1	1- 3				
0- 3	0- 0	0- 0	NEUTRAL	0- 0	0- 0	0- 3				
0- 4	0- 0	0- 0	CONFERENCE	0- 0	0- 0	0- 4				
0- 2	0- 0	0- 0	HOME	0- 0	0- 0	0- 2				
0- 2	0- 0	0- 0	AWAY	0- 0	0- 0	0- 2				
0- 0	0- 0	0- 0	NEUTRAL	0- 0	0- 0	0- 0				

RPI 1-25				RPI 26-50				RPI 51-100				RPI 101+ Team's RPI: 346			
RPI	S	Opponent	Score	RPI	S	Opponent	Score	RPI	S	Opponent	Score	RPI	S	Opponent	Score
13	A	South Carolina	38 99					73	A	Oregon St.	36 84	116	A	Jacksonville	46 74
												162	N	Providence	48 78
												188	A	Wisconsin	24 82
												212	N	Florida	40 90
												228	N	Richmond	63 100
												233	H	Howard	59 87
												251	A	Morgan St.	67 73
												253	A	East Carolina	37 103
												299	H	UMES	56 68
												307	A	Alabama St.	61 81
												315	A	Coppin St.	57 66
												328	A	Ga. Southern	71 67
LAST 12 Division I GAMES:															
251	A	Morgan St.	67 73	233	H	Howard	59 87								
315	A	Coppin St.	57 66	299	H	UMES	56 68								
116	A	Jacksonville	46 74	188	A	Wisconsin	24 82								
253	A	East Carolina	37 103	328	A	Ga. Southern	71 67								
13	A	South Carolina	38 99	212	N	Florida	40 90								
73	A	Oregon St.	36 84	228	N	Richmond	63 100								

Non-Div I Games: LaGrange 86 44

Savannah St.

Average RPI	Win: 226	WON-LOST	WINNING	LAST 10	STRENGTH OF	OPP. STRENGTH	TEAM	ADJ.	CONF.	ADJ CONF.
Average RPI	Loss: 159	RECORD	PCT. RANK	GAMES	SCHEDULE	OF SCHEDULE	RPI	RPI	RPI	RPI
DIV. I ONLY	8- 10	205	4- 6	267	164	220	220	30	30	
DIV. I NON-CONF.	6- 9	214	3- 6	178	164	213	213	30	30	

TOTALS	RPI 1-25	RPI 26-50	W-L RECORDS	RPI 51-100	RPI 101-150	RPI 150+				
8- 10	0- 1	0- 0	OVERALL	0- 1	1- 2	7- 6				
2- 6	0- 0	0- 0	HOME	0- 1	1- 1	1- 4				
6- 4	0- 1	0- 0	AWAY	0- 0	0- 1	6- 2				
0- 0	0- 0	0- 0	NEUTRAL	0- 0	0- 0	0- 0				
6- 9	0- 1	0- 0	NON-CONFERENCE	0- 1	1- 2	5- 5				
2- 6	0- 0	0- 0	HOME	0- 1	1- 1	1- 4				
4- 3	0- 1	0- 0	AWAY	0- 0	0- 1	4- 1				
0- 0	0- 0	0- 0	NEUTRAL	0- 0	0- 0	0- 0				
2- 1	0- 0	0- 0	CONFERENCE	0- 0	0- 0	2- 1				
0- 0	0- 0	0- 0	HOME	0- 0	0- 0	0- 0				
2- 1	0- 0	0- 0	AWAY	0- 0	0- 0	2- 1				
0- 0	0- 0	0- 0	NEUTRAL	0- 0	0- 0	0- 0				

RPI 1-25				RPI 26-50				RPI 51-100				RPI 101+				Team's RPI: 220
RPI	S	Opponent	Score	RPI	S	Opponent	Score	RPI	S	Opponent	Score	RPI	S	Opponent	Score	
24	A	Cal i forni a	67 87					57	H	UC Davi s	53 79	136	A	Washi ngton	76 84	
												143	H	Portl and St.	91 77	
												144	H	Paci fi c	73 85	
												151	H	Idaho St.	69 74	
												183	H	Nevada	65 74	
												191	H	San Di ego	80 73	
												196	H	UC Irvi ne	79 84	
												200	A	Pepperdi ne	65 62	
												202	A	Idaho	68 60	
												211	A	UC Santa Barbara	77 71	
												219	H	Hawai i	58 73	
												236	A	CSUN	62 67	
												241	A	Montana	78 64	
												243	A	Grand Canyon	63 74	
												281	A	UMKC	62 58	
												336	A	Chi cago St.	63 56	

LAST 12 Di vi si on I GAMES:																
243	A	Grand Canyon	63 74	281	A	UMKC	62 58									
236	A	CSUN	62 67	336	A	Chi cago St.	63 56									
196	H	UC Irvi ne	79 84	241	A	Montana	78 64									
136	A	Washi ngton	76 84	183	H	Nevada	65 74									
144	H	Paci fi c	73 85	191	H	San Di ego	80 73									
202	A	Idaho	68 60	24	A	Cal i forni a	67 87									

Non-Di v I Games:

Seattle U

Average RPI Win: 201		WON-LOST	WINNING	LAST 10	STRENGTH OF	OPP. STRENGTH	TEAM	ADJ.	CONF.	ADJ CONF.
Average RPI Loss: 34		RECORD	PCT. RANK	GAMES	SCHEDULE	OF SCHEDULE	RPI	RPI	RPI	RPI
DIV. I ONLY		11- 8	127	4- 6	68	52	97	97	6	6
DIV. I NON-CONF.		8- 3	65	2- 2	111	134	79	79	5	5

TOTALS		RPI 1-25		RPI 26-50	W-L RECORDS		RPI 51-100	RPI 101-150	RPI 150+	
11- 8	0- 4			0- 2	OVERALL		0- 2	3- 0	8- 0	
8- 4	0- 2			0- 1	HOME		0- 1	1- 0	7- 0	
3- 4	0- 2			0- 1	AWAY		0- 1	2- 0	1- 0	
0- 0	0- 0			0- 0	NEUTRAL		0- 0	0- 0	0- 0	
8- 3	0- 2			0- 1	NON-CONFERENCE		0- 0	2- 0	6- 0	
6- 2	0- 1			0- 1	HOME		0- 0	1- 0	5- 0	
2- 1	0- 1			0- 0	AWAY		0- 0	1- 0	1- 0	
0- 0	0- 0			0- 0	NEUTRAL		0- 0	0- 0	0- 0	
3- 5	0- 2			0- 1	CONFERENCE		0- 2	1- 0	2- 0	
2- 2	0- 1			0- 0	HOME		0- 1	0- 0	2- 0	
1- 3	0- 1			0- 1	AWAY		0- 1	1- 0	0- 0	
0- 0	0- 0			0- 0	NEUTRAL		0- 0	0- 0	0- 0	

RPI 1-25				RPI 26-50				RPI 51-100				Team's RPI : 97				RPI 101+			
RPI	S	Opponent	Score	RPI	S	Opponent	Score	RPI	S	Opponent	Score	RPI	S	Opponent	Score	RPI	S	Opponent	Score
10	A	Rutgers	45 70	29	A	DePaul	66 89	56	H	Creighton	51 68	102	A	Wake Forest	67 57				
11	H	UCLA	68 77	47	H	Princeton	83 85	79	A	Butler	48 66	137	A	Xavier	62 51				
16	A	Marquette	84 97									148	H	Jacksonville St.	73 54				
20	H	Villanova	59 67									158	H	Georgetown	70 65				
												159	A	Boston College	73 53				
												162	H	Providence	65 56				
												184	H	Marist	85 60				
												274	H	Rider	85 49				
												277	H	Fairfield	80 61				
												278	H	St. Francis Brooklyn	84 50				
												329	H	Saint Peter's	91 49				
LAST 12 Division I GAMES:																			
137	A	Xavier	62 51	158	H	Georgetown	70 65												
79	A	Butler	48 66	20	H	Villanova	59 67												
162	H	Providence	65 56	277	H	Fairfield	80 61												
56	H	Creighton	51 68	11	H	UCLA	68 77												
16	A	Marquette	84 97	159	A	Boston College	73 53												
29	A	DePaul	66 89	10	A	Rutgers	45 70												

Non-Div I Games:

Seton Hall

S
i
e
n
a

Siena				Through Games Of Jan. 17, 2018							
Average RPI	Win:	259	WON-LOST	WINNING	LAST 10	STRENGTH OF	OPP. STRENGTH	TEAM	ADJ.	CONF.	ADJ CONF.
Average RPI	Loss:	112	RECORD	PCT. RANK	GAMES	SCHEDULE	OF SCHEDULE	RPI	RPI	RPI	RPI
DIV. I ONLY		7- 10	221	4- 6	209	130	206	206	25	25	
DIV. I NON-CONF.		5- 6	187	3- 3	68	95	121	121	25	25	

TOTALS		RPI 1-25		RPI 26-50		W-L RECORDS		RPI 51-100	RPI 101-150		RPI 150+
7- 10		0- 1		0- 3		OVERALL		0- 2	0- 1		7- 3
4- 3		0- 0		0- 2		HOME		0- 0	0- 0		4- 1
3- 7		0- 1		0- 1		AWAY		0- 2	0- 1		3- 2
0- 0		0- 0		0- 0		NEUTRAL		0- 0	0- 0		0- 0
5- 6		0- 1		0- 2		NON-CONFERENCE		0- 2	0- 1		5- 0
3- 2		0- 0		0- 2		HOME		0- 0	0- 0		3- 0
2- 4		0- 1		0- 0		AWAY		0- 2	0- 1		2- 0
0- 0		0- 0		0- 0		NEUTRAL		0- 0	0- 0		0- 0
2- 4		0- 0		0- 1		CONFERENCE		0- 0	0- 0		2- 3
1- 1		0- 0		0- 0		HOME		0- 0	0- 0		1- 1
1- 3		0- 0		0- 1		AWAY		0- 0	0- 0		1- 2
0- 0		0- 0		0- 0		NEUTRAL		0- 0	0- 0		0- 0

RPI 1-25				RPI 26-50				RPI 51-100				RPI 101+ Team's RPI: 206			
RPI	S	Opponent	Score	RPI	S	Opponent	Score	RPI	S	Opponent	Score	RPI	S	Opponent	Score
10	A	Rutgers	47 59	41	H	FGCU	50 63	83	A	Penn St.	72 86	101	A	Harvard	67 75
				46	H	Albany (NY)	63 78	100	A	Hartford	62 71	187	A	Niagara	50 65
				50	A	Quinnipiac	54 68					187	H	Niagara	68 73
												216	A	Hofstra	70 60
												230	H	St. Bonaventure	70 62
												233	H	Howard	72 61
												261	A	Colgate	73 70
												266	H	Sacred Heart	62 57
												274	A	Rider	71 67
												314	A	Canisius	57 65
												335	H	Iona	64 51

LAST 12 Division I GAMES:															
187	H	Niagara	68 73	187	A	Niagara	50 65								
335	H	Iona	64 51	314	A	Canisius	57 65								
274	A	Rider	71 67	46	H	Albany (NY)	63 78								
50	A	Quinnipiac	54 68	216	A	Hofstra	70 60								
100	A	Hartford	62 71	10	A	Rutgers	47 59								
266	H	Sacred Heart	62 57	261	A	Colgate	73 70								

Non-Div I Games:

Siena

S
i
e
n
a

Average RPI Win:	215	WON-LOST	WINNING	LAST 10	STRENGTH OF	OPP. STRENGTH	TEAM	ADJ.	CONF.	ADJ CONF.
Average RPI Loss:	90	RECORD	PCT. RANK	GAMES	SCHEDULE	OF SCHEDULE	RPI	RPI	RPI	RPI
DIV. I ONLY	10- 5	84	6- 4	152	216	103	103	23	23	
DIV. I NON-CONF.	6- 4	122	4- 3	45	186	69	69	23	23	

TOTALS	RPI 1-25	RPI 26-50	W-L RECORDS	RPI 51-100	RPI 101-150	RPI 150+				
10- 5	0- 0	0- 1	OVERALL	1- 2	1- 2	8- 0				
6- 2	0- 0	0- 0	HOME	0- 1	1- 1	5- 0				
4- 3	0- 0	0- 1	AWAY	1- 1	0- 1	3- 0				
0- 0	0- 0	0- 0	NEUTRAL	0- 0	0- 0	0- 0				
6- 4	0- 0	0- 1	NON-CONFERENCE	1- 2	1- 1	4- 0				
3- 2	0- 0	0- 0	HOME	0- 1	1- 1	2- 0				
3- 2	0- 0	0- 1	AWAY	1- 1	0- 0	2- 0				
0- 0	0- 0	0- 0	NEUTRAL	0- 0	0- 0	0- 0				
4- 1	0- 0	0- 0	CONFERENCE	0- 0	0- 1	4- 0				
3- 0	0- 0	0- 0	HOME	0- 0	0- 0	3- 0				
1- 1	0- 0	0- 0	AWAY	0- 0	0- 1	1- 0				
0- 0	0- 0	0- 0	NEUTRAL	0- 0	0- 0	0- 0				

RPI	S	Opponent	Score	RPI	S	Opponent	Score	RPI	S	Opponent	Score	RPI	S	Opponent	Score	Team's RPI: 103
26	A	NC State	50 71	80	A	North Carolina	85 84	112	H	Central Ark.	64 43	116	H	Jacksonville	58 60	
				81	H	UAB	66 78	133	A	Texas St.	63 78	181	A	UT Arlington	76 63	
				92	A	Ole Miss	59 66	189	H	New Orleans	67 45	205	A	Southern Miss.	78 57	
								207	H	Southern U.	69 65	229	H	Troy	79 68	
								307	A	Alabama St.	59 47	312	H	Georgia St.	88 52	
								328	H	Ga. Southern	79 52					

LAST 12 Division I GAMES:																
133	A	Texas St.	63 78	229	H	Troy	79 68	181	A	UT Arlington	76 63	92	A	Ole Miss	59 66	
328	H	Ga. Southern	79 52	116	H	Jacksonville	58 60	205	A	Southern Miss.	78 57	307	A	Alabama St.	59 47	
312	H	Georgia St.	88 52													
81	H	UAB	66 78													
112	H	Central Ark.	64 43													
207	H	Southern U.	69 65													

Non-Div I Games: Ga. Southwestern 73 42

South Ala.

Average RPI Win:	149	WON-LOST	WINNING	LAST 10	STRENGTH OF	OPP. STRENGTH	TEAM	ADJ.	CONF.	ADJ CONF.
Average RPI Loss:	8	RECORD	PCT. RANK	GAMES	SCHEDULE	OF SCHEDULE	RPI	RPI	RPI	RPI
DIV. I ONLY	14- 3	21	8- 2	26	25	13	13	2	2	
DIV. I NON-CONF.	11- 1	12	6- 1	112	35	18	18	2	2	

TOTALS	RPI 1-25	RPI 26-50	W-L RECORDS	RPI 51-100	RPI 101-150	RPI 150+				
14- 3	3- 3	2- 0	OVERALL	1- 0	2- 0	6- 0				
8- 1	2- 1	0- 0	HOME	0- 0	1- 0	5- 0				
4- 1	0- 1	1- 0	AWAY	1- 0	1- 0	1- 0				
2- 1	1- 1	1- 0	NEUTRAL	0- 0	0- 0	0- 0				
11- 1	2- 1	2- 0	NON-CONFERENCE	0- 0	1- 0	6- 0				
6- 0	1- 0	0- 0	HOME	0- 0	0- 0	5- 0				
3- 0	0- 0	1- 0	AWAY	0- 0	1- 0	1- 0				
2- 1	1- 1	1- 0	NEUTRAL	0- 0	0- 0	0- 0				
3- 2	1- 2	0- 0	CONFERENCE	1- 0	1- 0	0- 0				
2- 1	1- 1	0- 0	HOME	0- 0	1- 0	0- 0				
1- 1	0- 1	0- 0	AWAY	1- 0	0- 0	0- 0				
0- 0	0- 0	0- 0	NEUTRAL	0- 0	0- 0	0- 0				

RPI	S	Opponent	Score	RPI	S	Opponent	Score	RPI	S	Opponent	Score	RPI	S	Opponent	Score
2	N	Notre Dame	85 92	34	N	St. John's (NY)	76 58	92	A	Ole Miss	88 62	108	H	Auburn	71 63
8	H	Tennessee	70 86	35	A	Maryland	94 86					123	A	Clemson	66 36
10	N	Rutgers	78 68									167	A	Temple	87 60
14	A	Missouri	74 83									227	H	Col. of Charleston	69 43
15	H	Texas A&M	61 59									276	H	Wofford	94 60
17	H	Duke	72 52									307	H	Alabama St.	99 31
												326	H	Western Caro.	101 43
												346	H	Savannah St.	99 38

LAST 12 Division I GAMES:															
14	A	Missouri	74 83	8	H	Tennessee	70 86								
92	A	Ole Miss	88 62	108	H	Auburn	71 63								
15	H	Texas A&M	61 59	17	H	Duke	72 52								
167	A	Temple	87 60	326	H	Western Caro.	101 43								
346	H	Savannah St.	99 38	2	N	Notre Dame	85 92								
227	H	Col. of Charleston	69 43	34	N	St. John's (NY)	76 58								

Non-Div I Games:

South Carolina

Average RPI Win:	326	WON-LOST	WINNING	LAST 10	STRENGTH OF	OPP. STRENGTH	TEAM	ADJ.	CONF.	ADJ CONF.
Average RPI Loss:	216	RECORD	PCT. RANK	GAMES	SCHEDULE	OF SCHEDULE	RPI	RPI	RPI	RPI
DIV. I ONLY	4- 10	280	3- 6	348	238	340	340	31	31	
DIV. I NON-CONF.	3- 7	254	2- 4	348	226	336	336	31	31	

TOTALS	RPI 1-25	RPI 26-50	W-L RECORDS	RPI 51-100	RPI 101-150	RPI 150+				
4- 10	0- 0	0- 0	OVERALL	0- 2	0- 1	4- 7				
2- 2	0- 0	0- 0	HOME	0- 0	0- 0	2- 2				
2- 8	0- 0	0- 0	AWAY	0- 0	0- 0	2- 1				
0- 0	0- 0	0- 0	NEUTRAL	0- 0	0- 0	0- 0				
3- 7	0- 0	0- 0	NON-CONFERENCE	0- 2	0- 1	3- 4				
1- 1	0- 0	0- 0	HOME	0- 0	0- 0	1- 1				
2- 6	0- 0	0- 0	AWAY	0- 2	0- 1	2- 3				
0- 0	0- 0	0- 0	NEUTRAL	0- 0	0- 0	0- 0				
1- 3	0- 0	0- 0	CONFERENCE	0- 0	0- 0	1- 3				
1- 1	0- 0	0- 0	HOME	0- 0	0- 0	1- 1				
0- 2	0- 0	0- 0	AWAY	0- 0	0- 0	0- 2				
0- 0	0- 0	0- 0	NEUTRAL	0- 0	0- 0	0- 0				

RPI 1-25				RPI 26-50				RPI 51-100				RPI 101+				Team's RPI: 340	
RPI	S	Opponent	Score	RPI	S	Opponent	Score	RPI	S	Opponent	Score	RPI	S	Opponent	Score		
								63	A	Georgia Tech	40	86	123	A	Clemson	48	56
								69	A	Mercer	53	74	195	A	Charlotte	49	64
													215	A	Bethune-Cookman	50	68
													233	H	Howard	58	68
													293	A	USC Upstate	44	63
													299	H	UMES	54	51
													319	A	Delaware St.	44	58
													320	A	Old Dominion	35	52
													326	H	Western Caro.	75	45
													328	H	Ga. Southern	58	61
													334	A	Charleston So.	60	58
													343	A	Winthrop	65	37

LAST 12 Division I GAMES:																	
319	A	Delaware St.	44	58	299	H	UMES	54	51								
215	A	Bethune-Cookman	50	68	233	H	Howard	58	68								
320	A	Old Dominion	35	52	334	A	Charleston So.	60	58								
195	A	Charlotte	49	64	293	A	USC Upstate	44	63								
69	A	Mercer	53	74	328	H	Ga. Southern	58	61								
326	H	Western Caro.	75	45	343	A	Winthrop	65	37								

Non-Div I Games: Johnson & Wales (NC) 36 40 Columbia Int'l 82 38

South Carolina St.

South Dakota

Through Games Of Jan. 17, 2018

Average RPI Win:	210	WON-LOST	WINNING	LAST 10	STRENGTH OF	OPP. STRENGTH	TEAM	ADJ.	CONF.	ADJ CONF.
Average RPI Loss:	104	RECORD	PCT. RANK	GAMES	SCHEDULE	OF SCHEDULE	RPI	RPI	RPI	RPI

DIV. I ONLY	12- 5	72	8- 1	205	150	95	95	14	14
DIV. I NON-CONF.	7- 5	132	4- 2	209	75	141	141	14	14

TOTALS	RPI 1-25	RPI 26-50	W-L RECORDS	RPI 51-100	RPI 101-150	RPI 150+			
12- 5	0- 1	0- 1	OVERALL	1- 0	1- 1	10- 2			
6- 1	0- 0	0- 0	HOME	1- 0	0- 0	5- 1			
5- 2	0- 0	0- 0	AWAY	0- 0	1- 1	4- 1			
1- 2	0- 1	0- 1	NEUTRAL	0- 0	0- 0	1- 0			
7- 5	0- 1	0- 1	NON-CONFERENCE	1- 0	0- 1	6- 2			
4- 1	0- 0	0- 0	HOME	1- 0	0- 0	3- 1			
2- 2	0- 0	0- 0	AWAY	0- 0	0- 1	2- 1			
1- 2	0- 1	0- 1	NEUTRAL	0- 0	0- 0	1- 0			
5- 0	0- 0	0- 0	CONFERENCE	0- 0	1- 0	4- 0			
2- 0	0- 0	0- 0	HOME	0- 0	0- 0	2- 0			
3- 0	0- 0	0- 0	AWAY	0- 0	1- 0	2- 0			
0- 0	0- 0	0- 0	NEUTRAL	0- 0	0- 0	0- 0			

RPI 1-25				RPI 26-50				RPI 51-100				Team's RPI: 95				RPI 101+			
RPI	S	Opponent	Score	RPI	S	Opponent	Score	RPI	S	Opponent	Score	RPI	S	Opponent	Score	RPI	S	Opponent	Score
8	N	Tennessee	49 69	43	N	Oklahoma St.	68 76	56	H	Creighton	73 68	114	A	Western Ill.	82 58	139	A	SFA	55 77
												153	A	Iowa St.	76 81	176	A	Wichita St.	62 48
												177	H	Tulsa	61 64	185	H	North Dakota	76 71
												199	A	Oral Roberts	73 68	210	H	Denver	79 51
												221	H	CSU Bakersfield	66 50	224	H	UC Riverside	75 66
												270	A	North Dakota St.	82 67	273	A	Incarnate Word	81 51
												295	H	Fort Wayne	85 43	301	N	Indiana St.	71 59
LAST 12 Division I GAMES:																			
114	A	Western Ill.	82 58	199	A	Oral Roberts	73 68	295	H	Fort Wayne	85 43	221	H	CSU Bakersfield	66 50	273	A	Incarnate Word	81 51
270	A	North Dakota St.	82 67	221	H	CSU Bakersfield	66 50	139	A	SFA	55 77	8	N	Tennessee	49 69				
210	H	Denver	79 51	185	H	North Dakota	76 71												
177	H	Tulsa	61 64	224	H	UC Riverside	75 66												

Non-Div I Games: Mt. Marty 87 25 Bellevue 89 32

South Dakota

Loss, Non-Conf, S Site, H Home A Away N Neutral

Average RPI Win:	171	WON-LOST	WINNING	LAST 10	STRENGTH OF	OPP. STRENGTH	TEAM	ADJ.	CONF.	ADJ CONF.
Average RPI Loss:	28	RECORD	PCT. RANK	GAMES	SCHEDULE	OF SCHEDULE	RPI	RPI	RPI	RPI
DIV. I ONLY	14- 4	37	7- 2	77	48	36	36	14	14	
DIV. I NON-CONF.	10- 4	73	4- 3	54	6	34	34	14	14	

TOTALS	RPI 1-25	RPI 26-50	W-L RECORDS	RPI 51-100	RPI 101-150	RPI 150+				
14- 4	0- 2	2- 1	OVERALL	1- 1	2- 0	9- 0				
8- 1	0- 1	1- 0	HOME	0- 0	1- 0	6- 0				
4- 3	0- 1	0- 1	AWAY	1- 1	1- 0	2- 0				
2- 0	0- 0	1- 0	NEUTRAL	0- 0	0- 0	1- 0				
10- 4	0- 2	2- 1	NON-CONFERENCE	1- 1	2- 0	5- 0				
6- 1	0- 1	1- 0	HOME	0- 0	1- 0	4- 0				
2- 3	0- 1	0- 1	AWAY	1- 1	1- 0	0- 0				
2- 0	0- 0	1- 0	NEUTRAL	0- 0	0- 0	1- 0				
4- 0	0- 0	0- 0	CONFERENCE	0- 0	0- 0	4- 0				
2- 0	0- 0	0- 0	HOME	0- 0	0- 0	2- 0				
2- 0	0- 0	0- 0	AWAY	0- 0	0- 0	2- 0				
0- 0	0- 0	0- 0	NEUTRAL	0- 0	0- 0	0- 0				

RPI 1-25				RPI 26-50				RPI 51-100				RPI 101+			
RPI	S	Opponent	Score	RPI	S	Opponent	Score	RPI	S	Opponent	Score	RPI	S	Opponent	Score
4	H	Louisville	64 68	26	N	NC State	75 67	56	A	Creighton	65 72	125	H	Bowling Green	76 44
12	A	Green Bay	41 55	28	H	Oklahoma	67 61	91	A	George Washington	97 88	128	A	Drake	85 78
				41	A	FGCU	78 87					176	H	Wichita St.	96 64
												185	H	North Dakota	66 52
												194	H	UNI	57 47
												195	N	Charlotte	71 70
												199	A	Oral Roberts	77 70
												210	A	Denver	69 58
												225	H	Omaha	89 64
												270	H	North Dakota St.	83 63
												345	H	NJIT	92 48

LAST 12 Division I GAMES:															
270	H	North Dakota St.	83 63	199	A	Oral Roberts	77 70	210	A	Denver	69 58	125	H	Bowling Green	76 44
225	H	Omaha	89 64	210	A	Denver	69 58	125	H	Bowling Green	76 44	28	H	Oklahoma	67 61
41	A	FGCU	78 87	125	H	Bowling Green	76 44	4	H	Louisville	64 68	194	H	UNI	57 47
176	H	Wichita St.	96 64	28	H	Oklahoma	67 61								
128	A	Drake	85 78	4	H	Louisville	64 68								
56	A	Creighton	65 72	194	H	UNI	57 47								

Non-Div I Games: Dakota Wesleyan 76 63

South Dakota St.

Average RPI Win:	136	WON-LOST	WINNING	LAST 10	STRENGTH OF	OPP. STRENGTH	TEAM	ADJ.	CONF.	ADJ CONF.
Average RPI Loss:	15	RECORD	PCT. RANK	GAMES	SCHEDULE	OF SCHEDULE	RPI	RPI	RPI	RPI
DIV. I ONLY	15- 4	32	8- 2	41	5	22	22	8	8	
DIV. I NON-CONF.	10- 3	51	4- 2	72	3	31	31	7	7	

TOTALS	RPI 1-25	RPI 26-50	W-L RECORDS	RPI 51-100	RPI 101-150	RPI 150+				
15- 4	0- 2	2- 2	OVERALL	5- 0	2- 0	6- 0				
7- 1	0- 1	1- 0	HOME	2- 0	1- 0	3- 0				
5- 1	0- 0	0- 1	AWAY	1- 0	1- 0	3- 0				
3- 2	0- 1	1- 1	NEUTRAL	2- 0	0- 0	0- 0				
10- 3	0- 1	2- 2	NON-CONFERENCE	4- 0	0- 0	4- 0				
5- 0	0- 0	1- 0	HOME	1- 0	0- 0	3- 0				
2- 1	0- 0	0- 1	AWAY	1- 0	0- 0	1- 0				
3- 2	0- 1	1- 1	NEUTRAL	2- 0	0- 0	0- 0				
5- 1	0- 1	0- 0	CONFERENCE	1- 0	2- 0	2- 0				
2- 1	0- 1	0- 0	HOME	1- 0	1- 0	0- 0				
3- 0	0- 0	0- 0	AWAY	0- 0	1- 0	2- 0				
0- 0	0- 0	0- 0	NEUTRAL	0- 0	0- 0	0- 0				

RPI 1-25				RPI 26-50				RPI 51-100				RPI 101+			
RPI	S	Opponent	Score	RPI	S	Opponent	Score	RPI	S	Opponent	Score	RPI	S	Opponent	Score
1	H	UConn	49 100	28	A	Oklahoma	74 79	52	N	Washington St.	82 45	120	H	Tulane	75 46
2	N	Notre Dame	66 76	30	N	Michigan St.	73 83	55	H	UCF	62 45	149	A	Cincinnati	69 46
				34	N	St. John's (NY)	68 59	65	N	Dayton	93 87	157	A	Memphis	81 62
				48	H	LSU	61 55	79	H	Butler	71 55	167	A	Temple	89 73
								91	A	George Washington	83 78	203	H	Arkansas St.	98 55
												207	H	Southern U.	108 48
												286	A	FIU	82 52
												333	H	Houston Baptist	90 43

LAST 12 Division I GAMES:															
167	A	Temple	89 73	157	A	Memphis	81 62								
1	H	UConn	49 100	55	H	UCF	62 45								
149	A	Cincinnati	69 46	286	A	FIU	82 52								
120	H	Tulane	75 46	207	H	Southern U.	108 48								
30	N	Michigan St.	73 83	28	A	Oklahoma	74 79								
65	N	Dayton	93 87	91	A	George Washington	83 78								

Non-Div I Games:

South Fla.

Average RPI	Win: 269	WON-LOST RECORD	WINNING PCT. RANK	LAST 10 GAMES	STRENGTH OF SCHEDULE	OPP. STRENGTH OF SCHEDULE	TEAM RPI	ADJ. RPI	CONF. RPI	ADJ CONF. RPI
Average RPI	Loss: 126									
DIV. I ONLY	6- 11	253	4- 6	85	326	209	209	26	26	
DIV. I NON-CONF.	3- 7	254	1- 4	32	235	166	166	27	27	

TOTALS	RPI 1-25	RPI 26-50	W-L RECORDS	RPI 51-100	RPI 101-150	RPI 150+				
6- 11	0- 1	0- 1	OVERALL	0- 1	1- 4	5- 4				
4- 3	0- 0	0- 0	HOME	0- 1	0- 0	4- 2				
1- 8	0- 0	0- 0	AWAY	0- 0	0- 1	1- 0				
1- 0	0- 0	0- 0	NEUTRAL	0- 0	1- 0	0- 0				
3- 7	0- 1	0- 1	NON-CONFERENCE	0- 0	1- 4	2- 1				
2- 1	0- 0	0- 0	HOME	0- 0	0- 0	2- 1				
0- 6	0- 1	0- 1	AWAY	0- 0	0- 4	0- 0				
1- 0	0- 0	0- 0	NEUTRAL	0- 0	1- 0	0- 0				
3- 4	0- 0	0- 0	CONFERENCE	0- 1	0- 0	3- 3				
2- 2	0- 0	0- 0	HOME	0- 1	0- 0	2- 1				
1- 2	0- 0	0- 0	AWAY	0- 0	0- 0	1- 2				
0- 0	0- 0	0- 0	NEUTRAL	0- 0	0- 0	0- 0				

RPI 1-25				RPI 26-50				RPI 51-100				RPI 101+ Team's RPI: 209			
RPI	S	Opponent	Score	RPI	S	Opponent	Score	RPI	S	Opponent	Score	RPI	S	Opponent	Score
4	A	Louisville	40 80	39	A	Ball St.	56 69	74	H	Belmont	57 67	110	A	George Mason	38 57
												114	A	Western Ill.	59 87
												119	A	Kansas	50 51
												141	N	Saint Francis (PA)	82 50
												149	A	Cincinnati	52 65
												156	A	SIUE	57 65
												166	H	Southern Ill.	74 79
												180	H	Bradley	57 53
												218	H	Morehead St.	56 59
												242	A	Austin Peay	65 66
												297	H	Eastern Ky.	69 55
												306	A	Murray St.	85 74
												341	H	Tennessee St.	71 66
												347	H	Evansville	74 65

LAST 12 Division I GAMES:															
218	H	Morehead St.	56 59	156	A	SIUE	57 65								
242	A	Austin Peay	65 66	297	H	Eastern Ky.	69 55								
306	A	Murray St.	85 74	119	A	Kansas	50 51								
341	H	Tennessee St.	71 66	39	A	Ball St.	56 69								
74	H	Belmont	57 67	114	A	Western Ill.	59 87								
347	H	Evansville	74 65	149	A	Cincinnati	52 65								

Non-Div I Games: Evangel 72 60 Missouri Valley 69 34

Average RPI Win:	274	WON-LOST	WINNING	LAST 10	STRENGTH OF	OPP. STRENGTH	TEAM	ADJ.	CONF.	ADJ CONF.
Average RPI Loss:	172	RECORD	PCT. RANK	GAMES	SCHEDULE	OF SCHEDULE	RPI	RPI	RPI	RPI
DIV. I ONLY	2- 15	329	1- 9	195	321	298	298	27	27	
DIV. I NON-CONF.	1- 10	327	1- 5	166	278	295	295	26	26	

TOTALS	RPI 1-25	RPI 26-50	W-L RECORDS	RPI 51-100	RPI 101-150	RPI 150+				
2- 15	0- 0	0- 1	OVERALL	0- 1	0- 7	2- 6				
0- 5	0- 0	0- 0	HOME	0- 0	0- 2	0- 3				
2- 9	0- 0	0- 1	AWAY	0- 1	0- 4	2- 3				
0- 1	0- 0	0- 0	NEUTRAL	0- 0	0- 1	0- 0				
1- 10	0- 0	0- 1	NON-CONFERENCE	0- 1	0- 4	1- 4				
0- 3	0- 0	0- 0	HOME	0- 0	0- 1	0- 2				
1- 6	0- 0	0- 1	AWAY	0- 1	0- 2	1- 2				
0- 1	0- 0	0- 0	NEUTRAL	0- 0	0- 1	0- 0				
1- 5	0- 0	0- 0	CONFERENCE	0- 0	0- 3	1- 2				
0- 2	0- 0	0- 0	HOME	0- 0	0- 1	0- 1				
1- 3	0- 0	0- 0	AWAY	0- 0	0- 2	1- 1				
0- 0	0- 0	0- 0	NEUTRAL	0- 0	0- 0	0- 0				

RPI	S	Opponent	Score	RPI	S	Opponent	Score	RPI	S	Opponent	Score	RPI	S	Opponent	Score
48	A	LSU	56 84	75	A	TCU	62 112	108	A	Auburn	46 80	112	A	Central Ark.	47 63
								122	H	Lamar University	58 75	126	N	Kent St.	60 81
								135	H	Louisiana	56 68	139	A	SFA	67 79
								149	A	Cincinnati	43 82	215	A	Bethune-Cookman	60 58
								234	A	Akron	54 66	239	A	Abilene Christian	80 86
								249	A	Grambling	52 61	265	H	Alabama A&M	74 76
								289	H	Alcorn	77 84	291	H	McNeese	65 77
								333	A	Houston Baptist	76 61				
LAST 12 Division I GAMES:															
122	H	Lamar University	58 75	333	A	Houston Baptist	76 61								
239	A	Abilene Christian	80 86	291	H	McNeese	65 77								
112	A	Central Ark.	47 63	135	H	Louisiana	56 68								
139	A	SFA	67 79	75	A	TCU	62 112								
265	H	Alabama A&M	74 76	249	A	Grambling	52 61								
108	A	Auburn	46 80	215	A	Bethune-Cookman	60 58								

Non-Div I Games:

Southeastern La.

Average RPI	Win:	178	WON-LOST	WINNING	LAST 10	STRENGTH OF	OPP. STRENGTH	TEAM	ADJ.	CONF.	ADJ CONF.
Average RPI	Loss:	19	RECORD	PCT. RANK	GAMES	SCHEDULE	OF SCHEDULE	RPI	RPI	RPI	RPI
DIV. I ONLY		13- 4		43	6- 4	49	86	32	32	4	4
DIV. I NON-CONF.		10- 1		16	5- 1	198	179	50	50	3	3

TOTALS	RPI 1-25		RPI 26-50		W-L RECORDS	RPI 51-100		RPI 101-150		RPI 150+	
13- 4	0- 3		1- 1		OVERALL	2- 0		3- 0		7- 0	
3- 2	0- 2		0- 0		HOME	1- 0		0- 0		2- 0	
7- 2	0- 1		0- 1		AWAY	1- 0		2- 0		4- 0	
3- 0	0- 0		1- 0		NEUTRAL	0- 0		1- 0		1- 0	
10- 1	0- 1		1- 0		NON-CONFERENCE	0- 0		2- 0		7- 0	
2- 1	0- 1		0- 0		HOME	0- 0		0- 0		2- 0	
5- 0	0- 0		0- 0		AWAY	0- 0		1- 0		4- 0	
3- 0	0- 0		1- 0		NEUTRAL	0- 0		1- 0		1- 0	
3- 3	0- 2		0- 1		CONFERENCE	2- 0		1- 0		0- 0	
1- 1	0- 1		0- 0		HOME	1- 0		0- 0		0- 0	
2- 2	0- 1		0- 1		AWAY	1- 0		1- 0		0- 0	
0- 0	0- 0		0- 0		NEUTRAL	0- 0		0- 0		0- 0	

RPI	S	Opponent	Score	RPI	S	Opponent	Score	Team's RPI: 32	RPI	S	Opponent	Score	RPI	S	Opponent	Score
5	H	Oregon	66 70	33	A	Stanford	65 72		73	H	Oregon St.	65 61	109	N	Mi dd l e Tenn.	72 57
15	H	Texas A&M	74 75	44	N	Purdue	58 46		76	A	Utah	58 47	111	A	Col orado	86 51
24	A	Cal i forni a	64 76										147	A	Loyol a Marymount	80 70
													184	N	Mari st	78 57
													219	A	Hawai i	71 60
													224	A	UC Ri versi de	64 46
													226	H	Montana St.	98 47
													260	A	Santa Cl ara	64 43
													310	A	UTRGV	71 64
													331	H	Long Beach St.	75 60

LAST 12 Di vi si on I GAMES:																
73	H	Oregon St.	65 61	76	A	Utah	58 47		111	A	Col orado	86 51				
5	H	Oregon	66 70	15	H	Texas A&M	74 75		147	A	Loyol a Marymount	80 70				
33	A	Stanford	65 72	219	A	Hawai i	71 60		184	N	Mari st	78 57				
24	A	Cal i forni a	64 76													
310	A	UTRGV	71 64													
109	N	Mi dd l e Tenn.	72 57													

Non-Di v I Games:

Southern Cal i forni a

Average RPI Win:	245	WON-LOST	WINNING	LAST 10	STRENGTH OF	OPP. STRENGTH	TEAM	ADJ.	CONF.	ADJ CONF.
Average RPI Loss:	125	RECORD	PCT. RANK	GAMES	SCHEDULE	OF SCHEDULE	RPI	RPI	RPI	RPI
DIV. I ONLY	8- 8	162	4- 5	198	199	166	166	24	24	
DIV. I NON-CONF.	4- 6	214	1- 4	87	178	146	146	21	21	

TOTALS	RPI 1-25	RPI 26-50	W-L RECORDS	RPI 51-100	RPI 101-150	RPI 150+				
8- 8	0- 0	0- 2	OVERALL	0- 2	0- 1	8- 3				
2- 3	0- 0	0- 1	HOME	0- 0	0- 1	2- 1				
6- 3	0- 0	0- 0	AWAY	0- 0	0- 0	6- 1				
0- 2	0- 0	0- 1	NEUTRAL	0- 1	0- 0	0- 0				
4- 6	0- 0	0- 2	NON-CONFERENCE	0- 2	0- 0	4- 2				
1- 2	0- 0	0- 1	HOME	0- 0	0- 0	1- 1				
3- 2	0- 0	0- 0	AWAY	0- 1	0- 0	3- 1				
0- 2	0- 0	0- 1	NEUTRAL	0- 1	0- 0	0- 0				
4- 2	0- 0	0- 0	CONFERENCE	0- 0	0- 1	4- 1				
1- 1	0- 0	0- 0	HOME	0- 0	0- 1	1- 0				
3- 1	0- 0	0- 0	AWAY	0- 0	0- 0	3- 1				
0- 0	0- 0	0- 0	NEUTRAL	0- 0	0- 0	0- 0				

RPI	S	Opponent	Score	RPI	S	Opponent	Score	RPI	S	Opponent	Score	RPI	S	Opponent	Score	Team's RPI: 166
46	N	Albany (NY)	57 68	77	N	Miami (FL)	65 75	128	H	Drake	64 75	156	H	SIUE	53 57	
49	H	Western Ky.	49 75	81	A	UAB	66 76	157	A	Memphis	68 56	180	A	Bradley	63 62	
								194	H	UNI	60 53	209	A	Southeast Mo. St.	79 74	
								218	A	Morehead St.	81 85	245	A	Illinois St.	46 49	
								252	H	UT Martin	84 72	301	A	Indiana St.	64 45	
								321	A	Marshall	64 59	347	A	Evansville	74 62	

LAST 12 Division I GAMES:																
128	H	Drake	64 75	245	A	Illinois St.	46 49	194	H	UNI	60 53	180	A	Bradley	63 62	
301	A	Indiana St.	64 45	49	H	Western Ky.	49 75	321	A	Marshall	64 59	77	N	Miami (FL)	65 75	
347	A	Evansville	74 62	218	A	Morehead St.	81 85	156	H	SIUE	53 57	46	N	Albany (NY)	57 68	

Non-Div I Games: Martin Methodist 60 50

Southern Ill.

Average RPI	Win:	268	WON-LOST	WINNING	LAST 10	STRENGTH OF	OPP. STRENGTH	TEAM	ADJ.	CONF.	ADJ CONF.
Average RPI	Loss:	96	RECORD	PCT. RANK	GAMES	SCHEDULE	OF SCHEDULE	RPI	RPI	RPI	RPI
DIV. I ONLY		7- 7		162	3- 6	256	110	205	205	18	18
DIV. I NON-CONF.		6- 5		153	4- 4	303	106	220	220	19	19
<hr/>											
TOTALS	RPI 1-25		RPI 26-50		W-L RECORDS	RPI 51-100		RPI 101-150		RPI 150+	
7- 7	0- 1		0- 1		OVERALL	0- 2		1- 1		6- 2	
6- 1	0- 0		0- 0		HOME	0- 0		1- 1		5- 0	
1- 6	0- 1		0- 1		AWAY	0- 2		0- 0		1- 2	
0- 0	0- 0		0- 0		NEUTRAL	0- 0		0- 0		0- 0	
6- 5	0- 1		0- 0		NON-CONFERENCE	0- 2		1- 1		5- 1	
5- 1	0- 0		0- 0		HOME	0- 0		1- 1		4- 0	
1- 4	0- 1		0- 0		AWAY	0- 2		0- 0		1- 1	
0- 0	0- 0		0- 0		NEUTRAL	0- 0		0- 0		0- 0	
1- 2	0- 0		0- 1		CONFERENCE	0- 0		0- 0		1- 1	
1- 0	0- 0		0- 0		HOME	0- 0		0- 0		1- 0	
0- 2	0- 0		0- 1		AWAY	0- 0		0- 0		0- 1	
0- 0	0- 0		0- 0		NEUTRAL	0- 0		0- 0		0- 0	

RPI 1-25				RPI 26-50				RPI 51-100				RPI 101+				Team's RPI: 205
RPI	S	Opponent	Score	RPI	S	Opponent	Score	RPI	S	Opponent	Score	RPI	S	Opponent	Score	
3	A	Mississippi St.	56 91	49	A	Western Ky.	60 81	63	A	Georgia Tech	44 63	103	H	South Ala.	57 78	
								92	A	Ole Miss	59 68	120	H	Tulane	66 58	
												168	H	Louisiana Tech	65 50	
												169	A	Samford	56 61	
												195	A	Charlotte	56 66	
												289	H	Alcorn	72 67	
												304	A	Northwestern St.	71 59	
												307	H	Alabama St.	72 35	
												342	H	Sam Houston St.	58 38	
												344	H	Mississippi Val.	84 69	
<hr/>																
LAST 12 Division I GAMES:																
195	A	Charlotte	56 66	168	H	Louisiana Tech	65 50									
63	A	Georgia Tech	44 63	49	A	Western Ky.	60 81									
169	A	Samford	56 61	304	A	Northwestern St.	71 59									
342	H	Sam Houston St.	58 38	307	H	Alabama St.	72 35									
92	A	Ole Miss	59 68	289	H	Alcorn	72 67									
103	H	South Ala.	57 78	3	A	Mississippi St.	56 91									

Non-Div I Games: William Carey 82 44 Blue Mountain (MS) 96 46

Southern Miss.

Average RPI Win: 298			WON-LOST	WINNING	LAST 10	STRENGTH OF		OPP. STRENGTH	TEAM	ADJ.	CONF.	ADJ CONF.
Average RPI Loss: 122			RECORD	PCT. RANK	GAMES	SCHEDULE		OF SCHEDULE	RPI	RPI	RPI	RPI
DIV. I ONLY			5- 9	251	5- 5	230		208	207	207	32	32
DIV. I NON-CONF.			0- 8	337	0- 6	34		36	262	262	32	32

TOTALS		RPI 1-25	RPI 26-50		W-L RECORDS		RPI 51-100		RPI 101-150		RPI 150+	
5- 9		0- 1	0- 1		OVERALL		0- 2		0- 2		5- 3	
2- 0		0- 0	0- 0		HOME		0- 0		0- 0		2- 0	
3- 8		0- 1	0- 1		AWAY		0- 1		0- 2		3- 3	
0- 1		0- 0	0- 0		NEUTRAL		0- 1		0- 0		0- 0	
0- 8		0- 1	0- 1		NON-CONFERENCE		0- 2		0- 2		0- 2	
0- 0		0- 0	0- 0		HOME		0- 0		0- 0		0- 0	
0- 7		0- 1	0- 1		AWAY		0- 1		0- 2		0- 2	
0- 1		0- 0	0- 0		NEUTRAL		0- 1		0- 0		0- 0	
5- 1		0- 0	0- 0		CONFERENCE		0- 0		0- 0		5- 1	
2- 0		0- 0	0- 0		HOME		0- 0		0- 0		2- 0	
3- 1		0- 0	0- 0		AWAY		0- 0		0- 0		3- 1	
0- 0		0- 0	0- 0		NEUTRAL		0- 0		0- 0		0- 0	

RPI 1-25				RPI 26-50				RPI 51-100				RPI 101+ Team's RPI: 207			
RPI	S	Opponent	Score	RPI	S	Opponent	Score	RPI	S	Opponent	Score	RPI	S	Opponent	Score
22	A	South Fla.	48 108	43	A	Oklahoma St.	66 94	53	N	Toledo	76 81	103	A	South Ala.	65 69
								78	A	Indiana	49 64	108	A	Auburn	47 65
												188	A	Wisconsin	74 77
												215	A	Bethune-Cookman	56 68
												244	A	Texas Southern	67 57
												249	H	Grambling	63 44
												290	A	Prairie View	62 69
												313	H	Jackson St.	86 76
												338	A	Ark.-Pine Bluff	71 52
												344	A	Mississippi Val.	70 54
LAST 12 Division I GAMES:															
313	H	Jackson St.	86 76	344	A	Mississippi Val.	70 54								
249	H	Grambling	63 44	338	A	Ark.-Pine Bluff	71 52								
290	A	Prairie View	62 69	215	A	Bethune-Cookman	56 68								
244	A	Texas Southern	67 57	103	A	South Ala.	65 69								
53	N	Toledo	76 81	108	A	Auburn	47 65								
22	A	South Fla.	48 108	43	A	Oklahoma St.	66 94								

Non-Div I Games:

Mobile

86 54

Southern U.

Average RPI Win:	258	WON-LOST	WINNING	LAST 10	STRENGTH OF	OPP. STRENGTH	TEAM	ADJ.	CONF.	ADJ CONF.
Average RPI Loss:	183	RECORD	PCT. RANK	GAMES	SCHEDULE	OF SCHEDULE	RPI	RPI	RPI	RPI
DIV. I ONLY	3- 13	305	2- 8	194	322	296	296	19	19	
DIV. I NON-CONF.	1- 10	327	0- 7	196	301	333	333	16	16	

TOTALS	RPI 1-25	RPI 26-50	W-L RECORDS	RPI 51-100	RPI 101-150	RPI 150+				
3- 13	0- 1	0- 0	OVERALL	0- 1	0- 3	3- 8				
2- 5	0- 0	0- 0	HOME	0- 1	0- 2	2- 2				
1- 8	0- 1	0- 0	AWAY	0- 0	0- 1	1- 6				
0- 0	0- 0	0- 0	NEUTRAL	0- 0	0- 0	0- 0				
1- 10	0- 1	0- 0	NON-CONFERENCE	0- 1	0- 2	1- 6				
1- 4	0- 0	0- 0	HOME	0- 1	0- 1	1- 2				
0- 6	0- 1	0- 0	AWAY	0- 0	0- 1	0- 4				
0- 0	0- 0	0- 0	NEUTRAL	0- 0	0- 0	0- 0				
2- 3	0- 0	0- 0	CONFERENCE	0- 0	0- 1	2- 2				
1- 1	0- 0	0- 0	HOME	0- 0	0- 1	1- 0				
1- 2	0- 0	0- 0	AWAY	0- 0	0- 0	1- 2				
0- 0	0- 0	0- 0	NEUTRAL	0- 0	0- 0	0- 0				

RPI 1-25				RPI 26-50				RPI 51-100				RPI 101+				Team's RPI: 296
RPI	S	Opponent	Score	RPI	S	Opponent	Score	RPI	S	Opponent	Score	RPI	S	Opponent	Score	
5	A	Oregon	38 98					57	H	UC Davis	59 85	131	H	Weber St.	64 77	
												132	A	BYU	67 75	
												138	H	Binghamton	66 72	
												151	H	Idaho St.	76 70	
												191	A	San Diego	59 72	
												196	H	UC Irvine	64 71	
												221	H	CSU Bakersfield	45 46	
												226	A	Montana St.	71 91	
												241	A	Montana	71 81	
												243	A	Grand Canyon	54 59	
												288	A	Arizona	74 76	
												300	H	Utah St.	70 67	
												305	A	Utah Valley	61 69	
												324	A	Northern Ariz.	60 57	
LAST 12 Division I GAMES:																
151	H	Idaho St.	76 70	324	A	Northern Ariz.	60 57	131	H	Weber St.	64 77					
241	A	Montana	71 81	196	H	UC Irvine	64 71	305	A	Utah Valley	61 69					
226	A	Montana St.	71 91	221	H	CSU Bakersfield	45 46	57	H	UC Davis	59 85					
288	A	Arizona	74 76													
243	A	Grand Canyon	54 59													
5	A	Oregon	38 98													

Non-Div I Games:

Southern Utah

Average RPI Win:	234	WON-LOST	WINNING	LAST 10	STRENGTH OF	OPP. STRENGTH	TEAM	ADJ.	CONF.	ADJ CONF.
Average RPI Loss:	129	RECORD	PCT. RANK	GAMES	SCHEDULE	OF SCHEDULE	RPI	RPI	RPI	RPI
DIV. I ONLY	7- 12	247	3- 7	156	213	230	230	13	13	
DIV. I NON-CONF.	5- 8	220	1- 5	101	247	194	194	13	13	

TOTALS	RPI 1-25	RPI 26-50	W-L RECORDS	RPI 51-100	RPI 101-150	RPI 150+				
7- 12	0- 0	0- 2	OVERALL	1- 4	0- 1	6- 5				
5- 4	0- 0	0- 1	HOME	1- 2	0- 0	4- 1				
1- 8	0- 0	0- 1	AWAY	0- 2	0- 1	1- 4				
1- 0	0- 0	0- 0	NEUTRAL	0- 0	0- 0	1- 0				
5- 8	0- 0	0- 2	NON-CONFERENCE	1- 3	0- 0	4- 3				
3- 3	0- 0	0- 1	HOME	1- 2	0- 0	2- 0				
1- 5	0- 0	0- 1	AWAY	0- 1	0- 0	1- 3				
1- 0	0- 0	0- 0	NEUTRAL	0- 0	0- 0	1- 0				
2- 4	0- 0	0- 0	CONFERENCE	0- 1	0- 1	2- 2				
2- 1	0- 0	0- 0	HOME	0- 0	0- 0	2- 1				
0- 3	0- 0	0- 0	AWAY	0- 1	0- 1	0- 1				
0- 0	0- 0	0- 0	NEUTRAL	0- 0	0- 0	0- 0				

RPI	S	Opponent	Score	RPI	S	Opponent	Score	RPI	S	Opponent	Score	RPI	S	Opponent	Score	Team's RPI: 230
27	H	Buffal o	59 76	53	H	Toledo	39 58	115	A	Saint Louis	55 78	152	H	Saint Joseph's	64 70	
46	A	Albany (NY)	52 69	65	A	Dayton	59 80	178	A	La Salle	63 66	187	H	Niagara	76 58	
				83	H	Penn St.	65 62	201	A	Bucknell	59 48	206	A	Siena	62 70	
				85	A	Navy	48 86	208	H	Eastern Mich.	70 51	216	A	Hofstra	68 71	
				94	H	Delaware	52 53	294	H	Massachusetts	69 59	314	A	Canisius	69 71	
								325	H	Rhode Island	81 70	339	N	UMBC	63 54	

LAST 12 Division I GAMES:																
65	A	Dayton	59 80	325	H	Rhode Island	81 70	178	A	La Salle	63 66	27	H	Buffal o	59 76	
294	H	Massachusetts	69 59	178	A	La Salle	63 66	83	H	Penn St.	65 62	53	H	Toledo	39 58	
152	H	Saint Joseph's	64 70	27	H	Buffal o	59 76	53	H	Toledo	39 58	94	H	Delaware	52 53	
115	A	Saint Louis	55 78	83	H	Penn St.	65 62									
216	A	Hofstra	68 71	53	H	Toledo	39 58									
46	A	Albany (NY)	52 69	94	H	Delaware	52 53									

Non-Div I Games:

St. Bonaventure

Average RPI Win:	278	WON-LOST	WINNING	LAST 10	STRENGTH OF	OPP. STRENGTH	TEAM	ADJ.	CONF.	ADJ CONF.
Average RPI Loss:	175	RECORD	PCT. RANK	GAMES	SCHEDULE	OF SCHEDULE	RPI	RPI	RPI	RPI
DIV. I ONLY	6- 10	241	4- 6	308	256	278	278	29	29	
DIV. I NON-CONF.	4- 7	226	3- 4	309	222	281	281	28	28	

TOTALS	RPI 1-25	RPI 26-50	W-L RECORDS	RPI 51-100	RPI 101-150	RPI 150+				
6- 10	0- 0	0- 1	OVERALL	0- 1	0- 2	6- 6				
5- 1	0- 0	0- 0	HOME	0- 0	0- 0	5- 1				
1- 8	0- 0	0- 1	AWAY	0- 1	0- 2	1- 4				
0- 1	0- 0	0- 0	NEUTRAL	0- 0	0- 0	0- 1				
4- 7	0- 0	0- 1	NON-CONFERENCE	0- 1	0- 0	4- 5				
3- 1	0- 0	0- 0	HOME	0- 0	0- 0	3- 1				
1- 5	0- 0	0- 1	AWAY	0- 1	0- 0	1- 3				
0- 1	0- 0	0- 0	NEUTRAL	0- 0	0- 0	0- 1				
2- 3	0- 0	0- 0	CONFERENCE	0- 0	0- 2	2- 1				
2- 0	0- 0	0- 0	HOME	0- 0	0- 0	2- 0				
0- 3	0- 0	0- 0	AWAY	0- 0	0- 2	0- 1				
0- 0	0- 0	0- 0	NEUTRAL	0- 0	0- 0	0- 0				

RPI 1-25				RPI 26-50				RPI 51-100				RPI 101+ Team's RPI: 278			
RPI	S	Opponent	Score	RPI	S	Opponent	Score	RPI	S	Opponent	Score	RPI	S	Opponent	Score
				34	A	St. John's (NY)	49 73	97	A	Seton Hall	50 84	141	A	Saint Francis (PA)	75 90
												142	A	Robert Morris	36 59
												186	N	Norfolk St.	51 52
												192	H	Army West Point	73 52
												218	H	Morehead St.	59 73
												222	A	Fla. Atlantic	60 80
												231	A	Manhattan	54 57
												233	A	Howard	69 72
												235	H	Loyola Maryland	64 47
												248	A	LIU Brooklyn	59 61
												263	H	Mt. St. Mary's	82 73
												316	H	Wagner	80 76
												329	A	Saint Peter's	64 49
												335	H	Iona	72 63
LAST 12 Division I GAMES:															
				142	A	Robert Morris	36 59	316	H	Wagner	80 76				
				141	A	Saint Francis (PA)	75 90	263	H	Mt. St. Mary's	82 73				
				248	A	LIU Brooklyn	59 61	235	H	Loyola Maryland	64 47				
				218	H	Morehead St.	59 73	97	A	Seton Hall	50 84				
				335	H	Iona	72 63	329	A	Saint Peter's	64 49				
				233	A	Howard	69 72	186	N	Norfolk St.	51 52				

Non-Div I Games:

St. Francis Brooklyn

Average RPI Win: 107

Average RPI Loss: 49

WON-LOST
RECORDWINNING
PCT. RANKLAST 10
GAMESSTRENGTH OF
SCHEDULEOPP. STRENGTH
OF SCHEDULETEAM
RPIADJ.
RPICONF.
RPIADJ CONF.
RPIDIV. I ONLY
DIV. I NON-CONF.12- 7
7- 4102
1020- 1
0- 19
628
5234
2434
246
56
5

TOTALS

RPI 1-25

RPI 26-50

W-L RECORDS

RPI 51-100

RPI 101-150

RPI 150+

12- 7

1- 3

1- 2

OVERALL

5- 1

3- 0

2- 1

7- 3

1- 0

0- 1

HOME

2- 1

2- 0

2- 1

4- 2

0- 1

1- 1

AWAY

2- 0

1- 0

0- 0

1- 2

0- 2

0- 0

NEUTRAL

1- 0

0- 0

0- 0

7- 4

0- 2

1- 1

NON-CONFERENCE

3- 1

2- 0

1- 0

4- 2

0- 0

0- 1

HOME

1- 1

2- 0

1- 0

2- 0

0- 0

1- 0

AWAY

1- 0

0- 0

0- 0

1- 2

0- 2

0- 0

NEUTRAL

1- 0

0- 0

0- 0

5- 3

1- 1

0- 1

CONFERENCE

2- 0

1- 0

1- 1

3- 1

1- 0

0- 0

HOME

1- 0

0- 0

1- 1

2- 2

0- 1

0- 1

AWAY

1- 0

1- 0

0- 0

0- 0

0- 0

0- 0

NEUTRAL

0- 0

0- 0

0- 0

RPI 1-25

RPI 26-50

Team's RPI: 34

RPI 51-100

RPI 101+

RPI	S	Opponent	Score
13	N	South Carolina	58 76
16	A	Marquette	72 74
20	H	Villanova	70 64
22	N	South Fla.	59 68

RPI	S	Opponent	Score
27	H	Buffalo	72 73
29	A	DePaul	67 76
46	A	Albany (NY)	71 66

RPI	S	Opponent	Score
56	H	Creighton	72 65
71	H	Fordham	64 67
77	A	Miami (FL)	74 64
79	A	Butler	73 55
87	H	James Madison	81 64
93	N	Western Mich.	76 48

RPI	S	Opponent	Score
119	H	Kansas	65 53
134	H	William & Mary	92 81
137	A	Xavier	67 63
158	H	Georgetown	64 41
162	H	Providence	44 49
278	H	St. Francis Brooklyn	73 49

LAST 12 Division I GAMES:

158	H	Georgetown	64	41	22	N	South Fla.	59	68
79	A	Butler	73	55	20	H	Villanova	70	64
137	A	Xavier	67	63	16	A	Marquette	72	74
56	H	Creighton	72	65	27	H	Buffalo	72	73
162	H	Providence	44	49	119	H	Kansas	65	53
29	A	DePaul	67	76	71	H	Fordham	64	67

Non-Div I Games:

St. John's (NY)

Average RPI Win:	131	WON-LOST	WINNING	LAST 10	STRENGTH OF	OPP. STRENGTH	TEAM	ADJ.	CONF.	ADJ CONF.
Average RPI Loss:	25	RECORD	PCT. RANK	GAMES	SCHEDULE	OF SCHEDULE	RPI	RPI	RPI	RPI
DIV. I ONLY	11- 7	112	6- 4	8	8	33	33	4	4	
DIV. I NON-CONF.	6- 6	170	2- 4	5	18	40	40	3	3	

TOTALS	RPI 1-25	RPI 26-50	W-L RECORDS	RPI 51-100	RPI 101-150	RPI 150+				
11- 7	1- 6	1- 0	OVERALL	2- 0	3- 1	4- 0				
7- 2	1- 1	1- 0	HOME	1- 0	2- 1	2- 0				
2- 3	0- 3	0- 0	AWAY	0- 0	0- 0	2- 0				
2- 2	0- 2	0- 0	NEUTRAL	1- 0	1- 0	0- 0				
6- 6	0- 5	0- 0	NON-CONFERENCE	1- 0	2- 1	3- 0				
3- 2	0- 1	0- 0	HOME	0- 0	1- 1	2- 0				
1- 2	0- 2	0- 0	AWAY	0- 0	0- 0	1- 0				
2- 2	0- 2	0- 0	NEUTRAL	1- 0	1- 0	0- 0				
5- 1	1- 1	1- 0	CONFERENCE	1- 0	1- 0	1- 0				
4- 0	1- 0	1- 0	HOME	1- 0	1- 0	0- 0				
1- 1	0- 1	0- 0	AWAY	0- 0	0- 0	1- 0				
0- 0	0- 0	0- 0	NEUTRAL	0- 0	0- 0	0- 0				

RPI 1-25				RPI 26-50				RPI 51-100				RPI 101+			
RPI	S	Opponent	Score	RPI	S	Opponent	Score	RPI	S	Opponent	Score	RPI	S	Opponent	Score
1	N	UConn	53 78	32	H	Southern Cal i forni a	72 65	52	H	Washington St.	70 57	106	H	UNLV	74 33
7	A	Ohio St.	64 85					74	N	Bel mont	74 53	114	H	Western Ill.	64 71
7	N	Ohio St.	82 94									126	N	Kent St.	79 54
8	H	Tennessee	71 83									136	H	Washi ngton	71 45
11	H	UCLA	76 65									175	A	San Franci sco	86 66
18	A	Bayl or	57 81									221	H	CSU Bakersfi eld	57 34
23	A	Ari zona St.	66 73									224	H	UC Ri versi de	53 43
												288	A	Ari zona	61 46

LAST 12 Division I GAMES:															
23	A	Ari zona St.	66 73	136	H	Washington	71 45	52	H	Washington St.	70 57	106	H	UNLV	74 33
288	A	Ari zona	61 46					18	A	Bayl or	57 81	175	A	San Franci sco	86 66
32	H	Southern Cal i forni a	72 65					7	N	Ohio St.	82 94				
11	H	UCLA	76 65												
8	H	Tennessee	71 83												
114	H	Western Ill.	64 71												

Non-Div I Games:

Stanford

Average RPI Win:	292	WON-LOST	WINNING	LAST 10	STRENGTH OF	OPP. STRENGTH	TEAM	ADJ.	CONF.	ADJ CONF.
Average RPI Loss:	117	RECORD	PCT. RANK	GAMES	SCHEDULE	OF SCHEDULE	RPI	RPI	RPI	RPI
DIV. I ONLY	8- 8	162	4- 6	310	218	237	237	20	20	
DIV. I NON-CONF.	7- 5	132	3- 5	336	260	233	233	24	24	

TOTALS	RPI 1-25	RPI 26-50	W-L RECORDS	RPI 51-100	RPI 101-150	RPI 150+				
8- 8	0- 1	0- 1	OVERALL	0- 2	0- 2	8- 2				
5- 3	0- 0	0- 1	HOME	0- 1	0- 1	5- 0				
3- 5	0- 1	0- 0	AWAY	0- 1	0- 1	3- 2				
0- 0	0- 0	0- 0	NEUTRAL	0- 0	0- 0	0- 0				
7- 5	0- 1	0- 0	NON-CONFERENCE	0- 0	0- 2	7- 2				
4- 1	0- 0	0- 0	HOME	0- 0	0- 1	4- 0				
3- 4	0- 1	0- 0	AWAY	0- 0	0- 1	3- 2				
0- 0	0- 0	0- 0	NEUTRAL	0- 0	0- 0	0- 0				
1- 3	0- 0	0- 1	CONFERENCE	0- 2	0- 0	1- 0				
1- 2	0- 0	0- 1	HOME	0- 1	0- 0	1- 0				
0- 1	0- 0	0- 0	AWAY	0- 1	0- 0	0- 0				
0- 0	0- 0	0- 0	NEUTRAL	0- 0	0- 0	0- 0				

RPI 1-25				RPI 26-50				RPI 51-100				RPI 101+ Team's RPI: 237			
RPI	S	Opponent	Score	RPI	S	Opponent	Score	RPI	S	Opponent	Score	RPI	S	Opponent	Score
19	A	Syracuse	70 81	46	H	Albany (NY)	68 72	98	A	Maine	56 64	101	A	Harvard	53 60
								100	H	Hartford	68 75	129	H	Yale	71 77
												161	A	Northwestern	36 68
												216	A	Hofstra	73 49
												231	H	Manhattan	74 59
												282	A	Cornell	40 48
												292	A	Fairleigh Dickinson	56 51
												303	H	Central Conn. St.	60 55
												316	H	Wagner	69 50
												317	H	Vermont	80 57
												328	A	Ga. Southern	68 49
												335	H	Iona	63 46

LAST 12 Division I GAMES:															
100	H	Hartford	68 75	317	H	Vermont	80 57								
98	A	Maine	56 64	46	H	Albany (NY)	68 72								
101	A	Harvard	53 60	161	A	Northwestern	36 68								
328	A	Ga. Southern	68 49	129	H	Yale	71 77								
303	H	Central Conn. St.	60 55	19	A	Syracuse	70 81								
335	H	Iona	63 46	282	A	Cornell	40 48								

Non-Div I Games: Farmingdale St. 76 25

Stony Brook

Average RPI	Win:	159	WON-LOST	WINNING	LAST 10	STRENGTH OF	OPP. STRENGTH	TEAM	ADJ.	CONF.	ADJ CONF.
Average RPI	Loss:	19	RECORD	PCT. RANK	GAMES	SCHEDULE	OF SCHEDULE	RPI	RPI	RPI	RPI
DIV. I ONLY		14- 4		37	6- 4	35	24	19	19	1	1
DIV. I NON-CONF.		12- 1		7	6- 1	142	86	28	28	1	1

TOTALS	RPI 1-25		RPI 26-50		W-L RECORDS	RPI 51-100		RPI 101-150		RPI 150+	
14- 4	1- 2		0- 2		OVERALL	4- 0		2- 0		7- 0	
9- 0	1- 0		0- 0		HOME	3- 0		0- 0		5- 0	
2- 3	0- 1		0- 2		AWAY	1- 0		1- 0		0- 0	
3- 1	0- 1		0- 0		NEUTRAL	0- 0		1- 0		2- 0	
12- 1	0- 1		0- 0		NON-CONFERENCE	3- 0		2- 0		7- 0	
7- 0	0- 0		0- 0		HOME	2- 0		0- 0		5- 0	
2- 0	0- 0		0- 0		AWAY	1- 0		1- 0		0- 0	
3- 1	0- 1		0- 0		NEUTRAL	0- 0		1- 0		2- 0	
2- 3	1- 1		0- 2		CONFERENCE	1- 0		0- 0		0- 0	
2- 0	1- 0		0- 0		HOME	1- 0		0- 0		0- 0	
0- 3	0- 1		0- 2		AWAY	0- 0		0- 0		0- 0	
0- 0	0- 0		0- 0		NEUTRAL	0- 0		0- 0		0- 0	

RPI	S	Opponent	Score	RPI	S	Opponent	Score	RPI	S	Opponent	Score	RPI	S	Opponent	Score
2	A	Notre Dame	72 87	26	A	NC State	56 60	61	H	Drexel	72 62	106	A	UNLV	69 55
3	N	Mississippi St.	65 76	45	A	Virginia	63 68	63	H	Georgia Tech	88 77	124	N	Vanderbilt	84 78
6	H	Florida St.	76 69					91	A	George Washington	74 62	161	H	Northwestern	81 74
								100	H	Hartford	75 63	188	N	Wisconsin	77 74
												237	H	Stony Brook	81 70
												251	H	Morgan St.	95 68
												261	H	Colgate	79 39
												283	N	Coastal Caro.	69 57
												299	H	UMES	68 45

LAST 12 Division I GAMES:															
63	H	Georgia Tech	88 77	26	A	NC State	56 60	6	H	Florida St.	76 69	61	H	Drexel	72 62
45	A	Virginia	63 68	6	H	Florida St.	76 69	261	H	Colgate	79 39	237	H	Stony Brook	81 70
2	A	Notre Dame	72 87	61	H	Drexel	72 62	161	H	Northwestern	81 74				
106	A	UNLV	69 55	261	H	Colgate	79 39								
3	N	Mississippi St.	65 76	237	H	Stony Brook	81 70								
283	N	Coastal Caro.	69 57	161	H	Northwestern	81 74								

Non-Div I Games:

Syracuse

TCUTCU

TCU

Average RPI Win: 217

Average RPI Loss: 50

WON-LOST
RECORDWINNING
PCT. RANKLAST 10
GAMESSTRENGTH OF
SCHEDULEOPP. STRENGTH
OF SCHEDULETEAM
RPIADJ.
RPICONF.
RPIADJ CONF.
RPIDIV. I ONLY
DIV. I NON-CONF.9- 8
8- 4155
874- 6
4- 3126
21149
54167
155167
1558
78
7

TOTALS

RPI 1-25

RPI 26-50

W-L RECORDS

RPI 51-100

RPI 101-150

RPI 150+

9- 8

0- 4

0- 1

OVERALL

0- 2

1- 1

8- 0

7- 6

0- 4

0- 1

HOME

0- 1

1- 0

6- 0

2- 2

0- 0

0- 0

AWAY

0- 0

0- 0

2- 0

0- 0

0- 0

0- 0

NEUTRAL

0- 0

0- 0

0- 0

8- 4

0- 3

0- 0

NON-CONFERENCE

0- 1

1- 0

7- 0

6- 4

0- 3

0- 0

HOME

0- 1

1- 0

5- 0

2- 0

0- 0

0- 0

AWAY

0- 0

0- 0

2- 0

0- 0

0- 0

0- 0

NEUTRAL

0- 0

0- 0

0- 0

1- 4

0- 1

0- 1

CONFERENCE

0- 1

0- 1

1- 0

1- 2

0- 1

0- 1

HOME

0- 0

0- 0

1- 0

0- 2

0- 0

0- 0

AWAY

0- 1

0- 1

0- 0

0- 0

0- 0

0- 0

NEUTRAL

0- 0

0- 0

0- 0

RPI 1-25

RPI 26-50

RPI 51-100

RPI 101+

Team's RPI: 167

RPI	S	Opponent	Score
10	H	Rutgers	67 84
13	H	South Carolina	60 87
20	H	Villanova	65 69
22	H	South Fla.	73 89

RPI	S	Opponent	Score
42	H	Houston	75 99

RPI	S	Opponent	Score
55	A	UCF	46 76
92	H	Ole Miss	48 64

RPI	S	Opponent	Score
101	H	Harvard	86 64
149	A	Cincinnati	72 80
152	H	Saint Joseph's	69 66
163	H	Hampton	65 56
178	A	La Salle	69 52
184	H	Marist	83 77
204	H	SMU	55 52
316	H	Wagner	70 36
319	H	Delaware St.	96 72
335	A	Iona	59 54

LAST 12 Division I GAMES:

22	H	South Fla.	73 89	42	H	Houston	75 99
204	H	SMU	55 52	149	A	Cincinnati	72 80
55	A	UCF	46 76	163	H	Hampton	65 56
13	H	South Carolina	60 87	101	H	Harvard	86 64
184	H	Marist	83 77	152	H	Saint Joseph's	69 66
20	H	Villanova	65 69	92	H	Ole Miss	48 64

Non-Div I Games:

Temple

Average RPI Loss: 15

DIV. I ONLY	16- 1	4	9- 1	45	21	8	8	2	2
DIV. I NON-CONF.	12- 0	1	7- 0	56	50	6	6	2	2
TOTALS	RPI 1-25		RPI 26-50	W-L RECORDS	RPI 51-100		RPI 101-150		RPI 150+
16- 1	3- 1		2- 0	OVERALL	2- 0		5- 0		4- 0
9- 0	1- 0		0- 0	HOME	1- 0		4- 0		3- 0
4- 1	1- 1		1- 0	AWAY	0- 0		1- 0		1- 0
3- 0	1- 0		1- 0	NEUTRAL	1- 0		0- 0		0- 0
12- 0	2- 0		2- 0	NON-CONFERENCE	2- 0		2- 0		4- 0
7- 0	1- 0		0- 0	HOME	1- 0		2- 0		3- 0
2- 0	0- 0		1- 0	AWAY	0- 0		0- 0		1- 0
3- 0	1- 0		1- 0	NEUTRAL	1- 0		0- 0		0- 0
4- 1	1- 1		0- 0	CONFERENCE	0- 0		3- 0		0- 0
2- 0	0- 0		0- 0	HOME	0- 0		2- 0		0- 0
2- 1	1- 1		0- 0	AWAY	0- 0		1- 0		0- 0
0- 0	0- 0		0- 0	NEUTRAL	0- 0		0- 0		0- 0

RPI 1-25					
RPI	S	Opponent	Score	Team's RPI : 8	
9	H	Texas	82 75		
13	A	South Carolina	86 70		
15	A	Texas A&M	76 79		
16	N	Marquette	101 99		

RPI 26-50					
RPI	S	Opponent	Score		
33	A	Stanford	83 71		
43	N	Oklahoma St.	79 69		

RPI 51-100					
RPI	S	Opponent	Score		
87	H	James Madison	89 60		
95	N	South Dakota	69 49		

RPI 101+					
RPI	S	Opponent	Score		
107	A	Kentucky	63 49		
108	H	Auburn	70 59		
112	H	Central Ark.	77 34		
124	H	Vanderbilt	86 73		
146	H	ETSU	87 49		
176	H	Wichita St.	68 56		
229	H	Troy	131 69		
307	H	Alabama St.	104 51		
331	A	Long Beach St.	90 61		

LAST 12 Division I GAMES:					
124	H	Vanderbilt	86 73	13	A South Carolina 86 70
108	H	Auburn	70 59	15	A Texas A&M 76 79
107	A	Kentucky	63 49	229	H Troy 131 69
33	A	Stanford	83 71	307	H Alabama St. 104 51
331	A	Long Beach St.	90 61	112	H Central Ark. 77 34
9	H	Texas	82 75	95	N South Dakota 69 49

Non-Div I Games:

Tennessee

Average RPI Win:	282	WON-LOST	WINNING	LAST 10	STRENGTH OF	OPP. STRENGTH	TEAM	ADJ.	CONF.	ADJ CONF.
Average RPI Loss:	193	RECORD	PCT. RANK	GAMES	SCHEDULE	OF SCHEDULE	RPI	RPI	RPI	RPI
DIV. I ONLY	2- 12	313	2- 7	305	212	341	341	26	26	
DIV. I NON-CONF.	1- 7	310	1- 4	173	268	315	315	27	27	

TOTALS	RPI 1-25	RPI 26-50	W-L RECORDS	RPI 51-100	RPI 101-150	RPI 150+				
2- 12	0- 1	0- 1	OVERALL	0- 0	0- 1	2- 9				
2- 5	0- 0	0- 1	HOME	0- 0	0- 1	2- 3				
0- 7	0- 1	0- 0	AWAY	0- 0	0- 0	0- 6				
0- 0	0- 0	0- 0	NEUTRAL	0- 0	0- 0	0- 0				
1- 7	0- 1	0- 1	NON-CONFERENCE	0- 0	0- 0	1- 5				
1- 4	0- 0	0- 1	HOME	0- 0	0- 0	1- 3				
0- 3	0- 1	0- 0	AWAY	0- 0	0- 0	0- 2				
0- 0	0- 0	0- 0	NEUTRAL	0- 0	0- 0	0- 0				
1- 5	0- 0	0- 0	CONFERENCE	0- 0	0- 1	1- 4				
1- 1	0- 0	0- 0	HOME	0- 0	0- 1	1- 0				
0- 4	0- 0	0- 0	AWAY	0- 0	0- 0	0- 4				
0- 0	0- 0	0- 0	NEUTRAL	0- 0	0- 0	0- 0				

RPI 1-25				RPI 26-50				RPI 51-100				RPI 101+ Team's RPI: 341			
RPI	S	Opponent	Score	RPI	S	Opponent	Score	RPI	S	Opponent	Score	RPI	S	Opponent	Score
4	A	Louisville	56 95	39	H	Ball St.	65 85					148	H	Jacksonville St.	56 75
												156	A	SIUE	63 74
												157	A	Memphis	75 79
												203	A	Arkansas St.	62 68
												209	A	Southeast Mo. St.	66 71
												229	H	Troy	66 95
												246	H	Lipscomb	71 64
												252	A	UT Martin	68 80
												265	H	Alabama A&M	75 77
												318	H	Tennessee Tech	76 66
												321	H	Marshall	65 71
												337	A	Eastern Ill.	59 66

LAST 12 Division I GAMES:															
318	H	Tennessee Tech	76 66	156	A	SIUE	63 74								
148	H	Jacksonville St.	56 75	337	A	Eastern Ill.	59 66								
209	A	Southeast Mo. St.	66 71	4	A	Louisville	56 95								
252	A	UT Martin	68 80	203	A	Arkansas St.	62 68								
321	H	Marshall	65 71	229	H	Troy	66 95								
246	H	Lipscomb	71 64	39	H	Ball St.	65 85								

Non-Div I Games: Fisk 93 48

Tennessee St.

Average RPI Win:	293	WON-LOST	WINNING	LAST 10	STRENGTH OF	OPP. STRENGTH	TEAM	ADJ.	CONF.	ADJ CONF.
Average RPI Loss:	173	RECORD	PCT. RANK	GAMES	SCHEDULE	OF SCHEDULE	RPI	RPI	RPI	RPI
DIV. I ONLY	2- 13	318	2- 7	190	338	318	318	26	26	
DIV. I NON-CONF.	1- 8	313	1- 4	134	233	299	299	27	27	

TOTALS	RPI 1-25	RPI 26-50	W-L RECORDS	RPI 51-100	RPI 101-150	RPI 150+				
2- 13	0- 1	0- 0	OVERALL	0- 3	0- 3	2- 6				
2- 6	0- 0	0- 0	HOME	0- 1	0- 0	2- 5				
0- 7	0- 1	0- 0	AWAY	0- 2	0- 3	0- 1				
0- 0	0- 0	0- 0	NEUTRAL	0- 0	0- 0	0- 0				
1- 8	0- 1	0- 0	NON-CONFERENCE	0- 2	0- 3	1- 2				
1- 3	0- 0	0- 0	HOME	0- 1	0- 0	1- 2				
0- 5	0- 1	0- 0	AWAY	0- 1	0- 3	0- 0				
0- 0	0- 0	0- 0	NEUTRAL	0- 0	0- 0	0- 0				
1- 5	0- 0	0- 0	CONFERENCE	0- 1	0- 0	1- 4				
1- 3	0- 0	0- 0	HOME	0- 0	0- 0	1- 3				
0- 2	0- 0	0- 0	AWAY	0- 1	0- 0	0- 1				
0- 0	0- 0	0- 0	NEUTRAL	0- 0	0- 0	0- 0				

RPI 1-25				RPI 26-50				RPI 51-100				RPI 101+ Team's RPI: 318			
RPI	S	Opponent	Score	RPI	S	Opponent	Score	RPI	S	Opponent	Score	RPI	S	Opponent	Score
21	A	Georgia	48 56					74	A	Belmont	59 78	107	A	Kentucky	54 82
								86	A	Wright St.	59 82	109	A	Middle Tenn.	44 58
								88	H	IUPUI	54 68	146	A	ETSU	55 74
												214	H	Radford	41 60
												218	H	Morehead St.	67 74
												242	H	Austin Peay	63 59
												246	H	Lipscomb	57 61
												297	H	Eastern Ky.	68 76
												306	H	Murray St.	63 72
												341	A	Tennessee St.	66 76
												343	H	Winthrop	70 41
LAST 12 Division I GAMES:															
341	A	Tennessee St.	66 76	306	H	Murray St.	63 72								
74	A	Belmont	59 78	242	H	Austin Peay	63 59								
297	H	Eastern Ky.	68 76	88	H	IUPUI	54 68								
218	H	Morehead St.	67 74	107	A	Kentucky	54 82								
246	H	Lipscomb	57 61	86	A	Wright St.	59 82								
343	H	Winthrop	70 41	21	A	Georgia	48 56								

Non-Div I Games: Cumberland (TN) 83 52 Tenn. Wesleyan 84 66

Tennessee Tech

Average RPI Win: 125		WON-LOST RECORD	WINNING PCT. RANK	LAST 10 GAMES	STRENGTH OF SCHEDULE	OPP. STRENGTH OF SCHEDULE	TEAM RPI	ADJ. RPI	CONF. RPI	ADJ. CONF. RPI
Average RPI Loss: 28										
DIV. I ONLY		14- 3	21	7- 3	11	17	9	9	5	5
DIV. I NON-CONF.		9- 2	34	4- 2	19	30	16	16	6	6
TOTALS		RPI 1-25	RPI 26-50	W-L RECORDS		RPI 51-100	RPI 101-150	RPI 150+		
14- 3	2- 2		4- 0	OVERALL		1- 1	2- 0	5- 0		
9- 1	1- 1		2- 0	HOME		0- 0	1- 0	5- 0		
3- 2	1- 1		1- 0	AWAY		1- 1	0- 0	0- 0		
2- 0	0- 0		1- 0	NEUTRAL		0- 0	1- 0	0- 0		
9- 2	2- 2		1- 0	NON-CONFERENCE		0- 0	1- 0	5- 0		
6- 1	1- 1		0- 0	HOME		0- 0	0- 0	5- 0		
1- 1	1- 1		0- 0	AWAY		0- 0	0- 0	0- 0		
2- 0	0- 0		1- 0	NEUTRAL		0- 0	1- 0	0- 0		
5- 1	0- 0		3- 0	CONFERENCE		1- 1	1- 0	0- 0		
3- 0	0- 0		2- 0	HOME		0- 0	1- 0	0- 0		
2- 1	0- 0		1- 0	AWAY		1- 1	0- 0	0- 0		
0- 0	0- 0		0- 0	NEUTRAL		0- 0	0- 0	0- 0		

RPI 1-25					Team's RPI: 9				
RPI	S	Opponent	Score						
1	H	UConn	71	75					
6	H	Florida St.	87	72					
8	A	Tennessee	75	82					
21	A	Georgia	81	53					

RPI 26-50				
RPI	S	Opponent	Score	
28	A	Oklahoma	88	78
37	H	West Virginia	79	58
43	H	Oklahoma St.	84	79
48	N	LSU	75	66

RPI 51-100				
RPI	S	Opponent	Score	
68	A	Kansas St.	75	64
75	A	TCU	77	79

RPI 101+				
RPI	S	Opponent	Score	
119	H	Kansas	79	62
136	N	Washington	92	68
168	H	Louisiana Tech	88	54
172	H	Stetson	95	59
291	H	McNeese	100	34
302	H	UTSA	120	70
304	H	Northwestern St.	68	44

LAST 12 Division I GAMES:				
75	A	TCU	77	79
68	A	Kansas St.	75	64
43	H	Oklahoma St.	84	79
37	H	West Virginia	79	58
28	A	Oklahoma	88	78
6	H	Florida St.	87	72
1	H	UConn	71	75
119	H	Kansas	79	62
304	H	Northwestern St.	68	44
8	A	Tennessee	75	82
21	A	Georgia	81	53
168	H	Louisiana Tech	88	54

Non-Div I Games:

Texas

Average RPI	Win:	130	WON-LOST	WINNING	LAST 10	STRENGTH OF	OPP. STRENGTH	TEAM	ADJ.	CONF.	ADJ CONF.
Average RPI	Loss:	16	RECORD	PCT. RANK	GAMES	SCHEDULE	OF SCHEDULE	RPI	RPI	RPI	RPI
DIV. I ONLY		14- 5		55	7- 3	5	40	15	15	2	2
DIV. I NON-CONF.		11- 3		46	5- 2	9	67	21	21	2	2

TOTALS	RPI 1-25		RPI 26-50		W-L RECORDS		RPI 51-100		RPI 101-150		RPI 150+
14- 5	1- 4		2- 1		OVERALL		1- 0		6- 0		4- 0
10- 3	1- 2		1- 1		HOME		1- 0		5- 0		2- 0
3- 1	0- 1		1- 0		AWAY		0- 0		1- 0		1- 0
1- 1	0- 1		0- 0		NEUTRAL		0- 0		0- 0		1- 0
11- 3	0- 2		2- 1		NON-CONFERENCE		1- 0		4- 0		4- 0
8- 2	0- 1		1- 1		HOME		1- 0		4- 0		2- 0
2- 0	0- 0		1- 0		AWAY		0- 0		0- 0		1- 0
1- 1	0- 1		0- 0		NEUTRAL		0- 0		0- 0		1- 0
3- 2	1- 2		0- 0		CONFERENCE		0- 0		2- 0		0- 0
2- 1	1- 1		0- 0		HOME		0- 0		1- 0		0- 0
1- 1	0- 1		0- 0		AWAY		0- 0		1- 0		0- 0
0- 0	0- 0		0- 0		NEUTRAL		0- 0		0- 0		0- 0

RPI	S	Opponent	Score	RPI	S	Opponent	Score	RPI	S	Opponent	Score	RPI	S	Opponent	Score
5	H	Oregon	68 83	32	A	Southern Cal i forn i a	75 74	75	H	TCU	71 58	107	H	Kentucky	74 70
5	N	Oregon	62 84	37	H	West Vi rgi n i a	56 70					108	A	Auburn	82 73
8	H	Tennessee	79 76	42	H	Houston	83 65					112	H	Central Ark.	72 61
13	A	South Carol i n a	59 61									127	H	Rice	82 76
21	H	Georgi a	84 92									130	H	Li t t l e Rock	66 49
												135	H	Loui s i a n a	83 62
												204	H	SMU	79 57
												219	N	Hawai i	103 59
												232	A	Texas Tech	90 56
												290	H	Prai ri e Vi ew	98 70

LAST 12 Di v i s i o n I GAMES:															
108	A	Auburn	82 73	21	H	Georgi a	84 92								
107	H	Kentucky	74 70	8	H	Tennessee	79 76								
13	A	South Carol i n a	59 61	32	A	Southern Cal i forn i a	75 74								
204	H	SMU	79 57	112	H	Central Ark.	72 61								
5 N	Oregon	62 84		75	H	TCU	71 58								
219 N	Hawai i	103 59		37	H	West Vi rgi n i a	56 70								

Non-Di v I Games:

Texas A&M

Average RPI Win:	292	WON-LOST	WINNING	LAST 10	STRENGTH OF	OPP. STRENGTH	TEAM	ADJ.	CONF.	ADJ CONF.
Average RPI Loss:	159	RECORD	PCT. RANK	GAMES	SCHEDULE	OF SCHEDULE	RPI	RPI	RPI	RPI
DIV. I ONLY	6- 8	218	0- 0	302	306	244	244	32	32	
DIV. I NON-CONF.	3- 6	239	0- 0	254	219	235	235	32	32	

TOTALS	RPI 1-25	RPI 26-50	W-L RECORDS	RPI 51-100	RPI 101-150	RPI 150+				
6- 8	0- 0	0- 0	OVERALL	0- 1	0- 4	6- 3				
1- 3	0- 0	0- 0	HOME	0- 0	0- 1	1- 2				
3- 5	0- 0	0- 0	AWAY	0- 1	0- 3	3- 1				
2- 0	0- 0	0- 0	NEUTRAL	0- 0	0- 0	2- 0				
3- 6	0- 0	0- 0	NON-CONFERENCE	0- 1	0- 4	3- 1				
0- 1	0- 0	0- 0	HOME	0- 0	0- 1	0- 0				
1- 5	0- 0	0- 0	AWAY	0- 1	0- 3	1- 1				
2- 0	0- 0	0- 0	NEUTRAL	0- 0	0- 0	2- 0				
3- 2	0- 0	0- 0	CONFERENCE	0- 0	0- 0	3- 2				
1- 2	0- 0	0- 0	HOME	0- 0	0- 0	1- 2				
2- 0	0- 0	0- 0	AWAY	0- 0	0- 0	2- 0				
0- 0	0- 0	0- 0	NEUTRAL	0- 0	0- 0	0- 0				

RPI 1-25				RPI 26-50				RPI 51-100				RPI 101+				Team's RPI : 244	
RPI	S	Opponent	Score	RPI	S	Opponent	Score	RPI	S	Opponent	Score	RPI	S	Opponent	Score		
								92	A	Ole Miss	58	73	102	A	Wake Forest	56	73
												119	A	Kansas	37	72	
												133	H	Texas St.	56	70	
												140	A	UTEP	55	65	
												189	A	New Orleans	69	72	
												207	H	Southern U.	57	67	
												249	A	Grambling	73	63	
												254	N	New Mexico St.	66	50	
												289	H	Alcorn	91	57	
												290	H	Prairie View	56	61	
												304	N	Northwestern St.	56	43	
												313	A	Jackson St.	77	74	
												342	A	Sam Houston St.	77	58	
LAST 12 Division I GAMES:																	
290	H	Prairie View	56	61	249	A	Grambling	73	63								
289	H	Alcorn	91	57	313	A	Jackson St.	77	74								
207	H	Southern U.	57	67	342	A	Sam Houston St.	77	58								
92	A	Ole Miss	58	73	140	A	UTEP	55	65								
189	A	New Orleans	69	72	254	N	New Mexico St.	66	50								
304	N	Northwestern St.	56	43	133	H	Texas St.	56	70								

Non-Div I Games: Wiley 74 36 Paul Quinn 85 59

Texas Southern

Average RPI Win:	244	WON-LOST	WINNING	LAST 10	STRENGTH OF	OPP. STRENGTH	TEAM	ADJ.	CONF.	ADJ CONF.
Average RPI Loss:	153	RECORD	PCT. RANK	GAMES	SCHEDULE	OF SCHEDULE	RPI	RPI	RPI	RPI
DIV. I ONLY	11- 6	89	6- 4	269	249	133	133	23	23	
DIV. I NON-CONF.	7- 4	102	3- 3	304	228	171	171	23	23	

TOTALS	RPI 1-25	RPI 26-50	W-L RECORDS	RPI 51-100	RPI 101-150	RPI 150+				
11- 6	0- 0	0- 1	OVERALL	0- 1	1- 1	10- 3				
5- 1	0- 0	0- 1	HOME	0- 0	1- 0	4- 0				
6- 4	0- 0	0- 0	AWAY	0- 0	0- 0	6- 0				
0- 1	0- 0	0- 0	NEUTRAL	0- 0	0- 0	0- 1				
7- 4	0- 0	0- 1	NON-CONFERENCE	0- 1	0- 0	7- 2				
3- 1	0- 0	0- 1	HOME	0- 0	0- 0	3- 0				
4- 2	0- 0	0- 0	AWAY	0- 1	0- 0	4- 1				
0- 1	0- 0	0- 0	NEUTRAL	0- 0	0- 0	0- 1				
4- 2	0- 0	0- 0	CONFERENCE	0- 0	1- 1	3- 1				
2- 0	0- 0	0- 0	HOME	0- 0	1- 0	1- 0				
2- 2	0- 0	0- 0	AWAY	0- 0	0- 1	2- 1				
0- 0	0- 0	0- 0	NEUTRAL	0- 0	0- 0	0- 0				

RPI 1-25				RPI 26-50				RPI 51-100				RPI 101+ Team's RPI: 133			
RPI	S	Opponent	Score	RPI	S	Opponent	Score	RPI	S	Opponent	Score	RPI	S	Opponent	Score
				42	H	Houston	67 72	75	A	TCU	58 82	103	H	South Ala.	78 63
												130	A	Little Rock	48 63
												172	A	Stetson	54 61
												190	H	Fresno St.	76 59
												203	A	Arkansas St.	67 55
												215	N	Bethune-Cookman	56 62
												229	H	Troy	83 75
												232	A	Texas Tech	87 70
												244	A	Texas Southern	70 56
												273	A	Incarnate Word	74 33
												280	A	Appalachian St.	69 54
												283	A	Coastal Caro.	64 65
												290	H	Prairie View	84 57
												302	H	UTSA	91 38
												342	A	Sam Houston St.	73 41
LAST 12 Division I GAMES:															
229	H	Troy	83 75	130	A	Little Rock	48 63	203	A	Arkansas St.	67 55	342	A	Sam Houston St.	73 41
103	H	South Ala.	78 63	273	A	Incarnate Word	74 33	280	A	Appalachian St.	69 54	290	H	Prairie View	84 57
283	A	Coastal Caro.	64 65	280	A	Appalachian St.	69 54	172	A	Stetson	54 61	302	H	UTSA	91 38
280	A	Appalachian St.	69 54	172	A	Stetson	54 61	215	N	Bethune-Cookman	56 62	42	H	Houston	67 72
172	A	Stetson	54 61	215	N	Bethune-Cookman	56 62								

Non-Div I Games:

Texas St.

Average RPI	Win:	287	WON-LOST	WINNING	LAST 10	STRENGTH OF	OPP. STRENGTH	TEAM	ADJ.	CONF.	ADJ CONF.
Average RPI	Loss:	67	RECORD	PCT. RANK	GAMES	SCHEDULE	OF SCHEDULE	RPI	RPI	RPI	RPI
DIV. I ONLY		7- 11		238	4- 6	139	116	232	232	5	5
DIV. I NON-CONF.		6- 5		153	3- 2	283	246	260	260	6	6

TOTALS	RPI 1-25		RPI 26-50		W-L RECORDS	RPI 51-100		RPI 101-150		RPI 150+	
7- 11	0- 2		0- 4		OVERALL	0- 2		1- 2		6- 1	
6- 7	0- 1		0- 3		HOME	0- 0		0- 2		6- 1	
1- 4	0- 1		0- 1		AWAY	0- 2		1- 0		0- 0	
0- 0	0- 0		0- 0		NEUTRAL	0- 0		0- 0		0- 0	
6- 5	0- 1		0- 2		NON-CONFERENCE	0- 1		0- 1		6- 0	
6- 3	0- 1		0- 1		HOME	0- 0		0- 1		6- 0	
0- 2	0- 0		0- 1		AWAY	0- 1		0- 0		0- 0	
0- 0	0- 0		0- 0		NEUTRAL	0- 0		0- 0		0- 0	
1- 6	0- 1		0- 2		CONFERENCE	0- 1		1- 1		0- 1	
0- 4	0- 0		0- 2		HOME	0- 0		0- 1		0- 1	
1- 2	0- 1		0- 0		AWAY	0- 1		1- 0		0- 0	
0- 0	0- 0		0- 0		NEUTRAL	0- 0		0- 0		0- 0	

RPI 1-25				RPI 26-50				RPI 51-100				RPI 101+ Team's RPI: 232			
RPI	S	Opponent	Score	RPI	S	Opponent	Score	RPI	S	Opponent	Score	RPI	S	Opponent	Score
15	H	Texas A&M	56 90	28	H	Oklahoma	52 73	58	A	New Mexico	56 90	119	A	Kansas	68 56
18	A	Baylor	49 97	42	A	Houston	75 79	75	A	TCU	72 93	119	H	Kansas	47 60
				43	H	Oklahoma St.	57 98					133	H	Texas St.	70 87
				48	H	LSU	40 48					153	H	Iowa St.	54 66
												273	H	Incarnate Word	80 54
												290	H	Prairie View	89 60
												310	H	UTRGV	80 64
												332	H	Florida A&M	82 63
												338	H	Ark. -Pine Bluff	74 47
												349	H	UMass Lowell	93 65

LAST 12 Division I GAMES:															
28	H	Oklahoma	52 73	119	A	Kansas	68 56								
75	A	TCU	72 93	153	H	Iowa St.	54 66								
119	H	Kansas	47 60	310	H	UTRGV	80 64								
18	A	Baylor	49 97	290	H	Prairie View	89 60								
43	H	Oklahoma St.	57 98	58	A	New Mexico	56 90								
273	H	Incarnate Word	80 54	42	A	Houston	75 79								

Non-Div I Games:

Texas Tech

Average RPI Win:	159	WON-LOST	WINNING	LAST 10	STRENGTH OF	OPP. STRENGTH	TEAM	ADJ.	CONF.	ADJ CONF.
Average RPI Loss:	83	RECORD	PCT. RANK	GAMES	SCHEDULE	OF SCHEDULE	RPI	RPI	RPI	RPI
DIV. I ONLY	13- 5	62	1- 1	88	87	53	53	7	7	
DIV. I NON-CONF.	9- 3	61	1- 1	100	110	44	44	8	8	

TOTALS	RPI 1-25	RPI 26-50	W-L RECORDS	RPI 51-100	RPI 101-150	RPI 150+				
13- 5	0- 1	1- 1	OVERALL	3- 2	4- 0	5- 1				
9- 0	0- 0	1- 0	HOME	3- 0	4- 0	1- 0				
3- 4	0- 1	0- 0	AWAY	0- 2	0- 0	3- 1				
1- 1	0- 0	0- 1	NEUTRAL	0- 0	0- 0	1- 0				
9- 3	0- 1	0- 1	NON-CONFERENCE	2- 1	3- 0	4- 0				
5- 0	0- 0	0- 0	HOME	2- 0	3- 0	0- 0				
3- 2	0- 1	0- 0	AWAY	0- 1	0- 0	3- 0				
1- 1	0- 0	0- 1	NEUTRAL	0- 0	0- 0	1- 0				
4- 2	0- 0	1- 0	CONFERENCE	1- 1	1- 0	1- 1				
4- 0	0- 0	1- 0	HOME	1- 0	1- 0	1- 0				
0- 2	0- 0	0- 0	AWAY	0- 1	0- 0	0- 1				
0- 0	0- 0	0- 0	NEUTRAL	0- 0	0- 0	0- 0				

RPI	S	Opponent	Score	RPI	S	Opponent	Score	RPI	S	Opponent	Score	RPI	S	Opponent	Score
4	A	Louisville	55 90	39	H	Ball St.	72 66	65	H	Dayton	68 50	105	H	Cleveland St.	65 56
				49	N	Western Ky.	56 70	70	A	Duquesne	54 73	113	H	Northern Ill.	63 60
								84	A	Ohio	61 78	135	H	Louisiana	79 55
								84	H	Ohio	75 57	141	H	Saint Francis (PA)	74 66
								98	H	Maine	65 64	207	N	Southern U.	81 76
												208	A	Eastern Mich.	57 70
												230	A	St. Bonaventure	58 39
												234	H	Akron	60 54
												287	A	Detroit Mercy	81 64
												335	A	Iona	74 57

LAST 12 Division I GAMES:															
				39	H	Ball St.	72 66	135	H	Louisiana	79 55				
				113	H	Northern Ill.	63 60	4	A	Louisville	55 90				
				84	H	Ohio	75 57	287	A	Detroit Mercy	81 64				
				208	A	Eastern Mich.	57 70	207	N	Southern U.	81 76				
				234	H	Akron	60 54	49	N	Western Ky.	56 70				
				84	A	Ohio	61 78	105	H	Cleveland St.	65 56				

Non-Div I Games:

Toledo

T
O
W
S
O
N

T
O
W
S
O
N

Towson

Average RPI	Win:	281	WON-LOST	WINNING	LAST 10	STRENGTH OF	OPP. STRENGTH	TEAM	ADJ.	CONF.	ADJ CONF.
Average RPI	Loss:	120	RECORD	PCT. RANK	GAMES	SCHEDULE	OF SCHEDULE	RPI	RPI	RPI	RPI
DIV. I ONLY		5- 9		251	2- 7	257	158	229	229	23	23
DIV. I NON-CONF.		3- 6		239	1- 5	205	111	191	191	23	23

TOTALS	RPI 1-25		RPI 26-50		W-L RECORDS	RPI 51-100		RPI 101-150		RPI 150+	
5- 9	0- 1		0- 0		OVERALL	0- 1		1- 4		4- 3	
3- 0	0- 0		0- 0		HOME	0- 0		1- 0		2- 0	
2- 8	0- 1		0- 0		AWAY	0- 1		0- 4		2- 2	
0- 1	0- 0		0- 0		NEUTRAL	0- 0		0- 0		0- 1	
3- 6	0- 1		0- 0		NON-CONFERENCE	0- 1		1- 2		2- 2	
1- 0	0- 0		0- 0		HOME	0- 0		1- 0		0- 0	
2- 5	0- 1		0- 0		AWAY	0- 1		0- 2		2- 1	
0- 1	0- 0		0- 0		NEUTRAL	0- 0		0- 0		0- 1	
2- 3	0- 0		0- 0		CONFERENCE	0- 0		0- 2		2- 1	
2- 0	0- 0		0- 0		HOME	0- 0		0- 0		2- 0	
0- 3	0- 0		0- 0		AWAY	0- 0		0- 2		0- 1	
0- 0	0- 0		0- 0		NEUTRAL	0- 0		0- 0		0- 0	

RPI	S	Opponent	Score	RPI	S	Opponent	Score	RPI	S	Opponent	Score	RPI	S	Opponent	Score	Team's RPI: 229
8	A	Tennessee	69 131					92	A	Ole Miss	93 96	103	A	South Ala.	68 79	
												109	A	Middle Tenn.	57 73	
												116	H	Jacksonville	89 88	
												120	A	Tulane	75 106	
												133	A	Texas St.	75 83	
												169	A	Samford	73 80	
												169	N	Samford	76 82	
												181	A	UT Arlington	57 76	
												307	A	Alabama St.	93 63	
												312	H	Georgia St.	90 86	
												328	H	Ga. Southern	88 47	
												341	A	Tennessee St.	95 66	

LAST 12 Division I GAMES:																
181	A	UT Arlington	57 76	103	A	South Ala.	68 79									
312	H	Georgia St.	90 86	133	A	Texas St.	75 83									
328	H	Ga. Southern	88 47	109	A	Middle Tenn.	57 73									
169	N	Samford	76 82	8	A	Tennessee	69 131									
120	A	Tulane	75 106	116	H	Jacksonville	89 88									
169	A	Samford	73 80	341	A	Tennessee St.	95 66									

Non-Div I Games: Montevallo 130 50 Stillman 89 62

Troy

T
u
l
a
n
e

Tulane				Through Games Of Jan. 17, 2018							
Average RPI	Win:	179	WON-LOST	WINNING	LAST 10	STRENGTH OF	OPP. STRENGTH	TEAM	ADJ.	CONF.	ADJ CONF.
Average RPI	Loss:	88	RECORD	PCT. RANK	GAMES	SCHEDULE	OF SCHEDULE	RPI	RPI	RPI	RPI
DIV. I ONLY			9- 9	162	5- 5	91	78	120	120	8	8
DIV. I NON-CONF.			8- 5	112	5- 2	145	104	110	110	7	7

TOTALS		RPI 1-25		RPI 26-50		W-L RECORDS		RPI 51-100	RPI 101-150	RPI 150+	
9- 9		0- 1		0- 3		OVERALL		1- 2	3- 0	5- 3	
5- 3		0- 0		0- 2		HOME		0- 0	3- 0	2- 1	
3- 4		0- 0		0- 0		AWAY		1- 0	0- 0	2- 0	
1- 2		0- 0		0- 0		NEUTRAL		0- 1	0- 0	1- 1	
8- 5		0- 0		0- 2		NON-CONFERENCE		1- 1	3- 0	4- 2	
5- 1		0- 0		0- 1		HOME		0- 0	3- 0	2- 0	
2- 2		0- 0		0- 1		AWAY		1- 0	0- 0	1- 1	
1- 2		0- 0		0- 0		NEUTRAL		0- 1	0- 0	1- 1	
1- 4		0- 1		0- 1		CONFERENCE		0- 1	0- 0	1- 1	
0- 2		0- 0		0- 1		HOME		0- 0	0- 0	0- 1	
1- 2		0- 1		0- 0		AWAY		0- 1	0- 0	1- 0	
0- 0		0- 0		0- 0		NEUTRAL		0- 0	0- 0	0- 0	

RPI 1-25				RPI 26-50				RPI 51-100				RPI 101+ Team's RPI: 120			
RPI	S	Opponent	Score	RPI	S	Opponent	Score	RPI	S	Opponent	Score	RPI	S	Opponent	Score
22	A	South Fla.	46 75	26	A	NC State	55 79	55	A	UCF	51 59	109	H	Middle Tenn.	62 44
				42	H	Houston	92 98	65	N	Dayton	65 71	124	H	Vanderbilt	71 59
				48	H	LSU	50 73	98	A	Maine	42 34	140	H	UTEP	67 56
												153	N	Iowa St.	64 67
												176	H	Wichita St.	56 64
												177	A	Tulsa	72 63
												189	H	New Orleans	79 56
												205	A	Southern Miss.	58 66
												229	H	Troy	106 75
												256	N	San Diego St.	80 46
												291	A	McNeese	70 66

LAST 12 Division I GAMES:															
				42	H	Houston	92 98	55	A	UCF	51 59				
				177	A	Tulsa	72 63	176	H	Wichita St.	56 64				
				22	A	South Fla.	46 75	48	H	LSU	50 73				
				140	H	UTEP	67 56	189	H	New Orleans	79 56				
				229	H	Troy	106 75	26	A	NC State	55 79				
				109	H	Middle Tenn.	62 44	291	A	McNeese	70 66				

Non-Div I Games:

Tulane

Average RPI Win: **189**
 Average RPI Loss: **140**

WON-LOST
RECORD

WINNING
PCT. RANK

LAST 10
GAMES

STRENGTH OF
SCHEDULE

OPP. STRENGTH
OF SCHEDULE

TEAM
RPI

ADJ.
RPI

CONF.
RPI

ADJ CONF.
RPI

DIV. I ONLY	8- 9	188	5- 5	128	192	177	177	8	8
DIV. I NON-CONF.	6- 6	170	3- 4	104	258	144	144	7	7

TOTALS	RPI 1-25	RPI 26-50	W-L RECORDS	RPI 51-100	RPI 101-150	RPI 150+			
8- 9	0- 0	0- 0	OVERALL	1- 3	3- 2	4- 4			
4- 5	0- 0	0- 0	HOME	0- 2	1- 1	3- 2			
3- 4	0- 0	0- 0	AWAY	1- 1	1- 1	1- 2			
1- 0	0- 0	0- 0	NEUTRAL	0- 0	1- 0	0- 0			
6- 6	0- 0	0- 0	NON-CONFERENCE	1- 3	2- 1	3- 2			
3- 3	0- 0	0- 0	HOME	0- 2	0- 0	3- 1			
2- 3	0- 0	0- 0	AWAY	1- 1	1- 1	0- 1			
1- 0	0- 0	0- 0	NEUTRAL	0- 0	1- 0	0- 0			
2- 3	0- 0	0- 0	CONFERENCE	0- 0	1- 1	1- 2			
1- 2	0- 0	0- 0	HOME	0- 0	1- 1	0- 1			
1- 1	0- 0	0- 0	AWAY	0- 0	0- 0	1- 1			
0- 0	0- 0	0- 0	NEUTRAL	0- 0	0- 0	0- 0			

RPI 1-25				RPI 26-50				RPI 51-100				RPI 101+ Team's RPI: 177			
RPI	S	Opponent	Score	RPI	S	Opponent	Score	RPI	S	Opponent	Score	RPI	S	Opponent	Score
								66	A	Arkansas	41 67	115	A	Saint Louis	66 77
								67	H	American	67 72	120	H	Tulane	63 72
								74	H	Belmont	65 90	130	A	Little Rock	74 61
								95	A	South Dakota	64 61	138	N	Binghamton	60 55
												149	H	Cincinnati	64 51
												157	H	Memphis	48 69
												176	A	Wichita St.	67 62
												199	H	Oral Roberts	41 53
												203	H	Arkansas St.	68 58
												213	A	North Texas	43 66
												253	A	East Carolina	67 73
												281	H	UMKC	76 52
												338	H	Ark.-Pine Bluff	87 37
LAST 12 Division I GAMES:															
				149	H	Cincinnati	64 51					157	H	Memphis	48 69
				120	H	Tulane	63 72					253	A	East Carolina	67 73
				176	A	Wichita St.	67 62					66	A	Arkansas	41 67
				203	H	Arkansas St.	68 58					338	H	Ark.-Pine Bluff	87 37
				115	A	Saint Louis	66 77					213	A	North Texas	43 66
				95	A	South Dakota	64 61					199	H	Oral Roberts	41 53

Non-Div I Games:

Alas. Anchorage

53

59

Tulsa

Average RPI Win:	202	WON-LOST	WINNING	LAST 10	STRENGTH OF	OPP. STRENGTH	TEAM	ADJ.	CONF.	ADJ CONF.
Average RPI Loss:	118	RECORD	PCT. RANK	GAMES	SCHEDULE	OF SCHEDULE	RPI	RPI	RPI	RPI
DIV. I ONLY	12- 2	13	8- 1	285	134	81	81	18	18	
DIV. I NON-CONF.	9- 2	34	7- 1	302	145	100	100	19	19	

TOTALS	RPI 1-25	RPI 26-50	W-L RECORDS	RPI 51-100	RPI 101-150	RPI 150+				
12- 2	0- 0	1- 0	OVERALL	0- 1	3- 0	8- 1				
6- 0	0- 0	1- 0	HOME	0- 0	0- 0	5- 0				
5- 1	0- 0	0- 0	AWAY	0- 0	3- 0	2- 1				
1- 1	0- 0	0- 0	NEUTRAL	0- 1	0- 0	1- 0				
9- 2	0- 0	0- 0	NON-CONFERENCE	0- 1	2- 0	7- 1				
5- 0	0- 0	0- 0	HOME	0- 0	0- 0	5- 0				
3- 1	0- 0	0- 0	AWAY	0- 0	2- 0	1- 1				
1- 1	0- 0	0- 0	NEUTRAL	0- 1	0- 0	1- 0				
3- 0	0- 0	1- 0	CONFERENCE	0- 0	1- 0	1- 0				
1- 0	0- 0	1- 0	HOME	0- 0	0- 0	0- 0				
2- 0	0- 0	0- 0	AWAY	0- 0	1- 0	1- 0				
0- 0	0- 0	0- 0	NEUTRAL	0- 0	0- 0	0- 0				

U

U

A

A

B

B

RPI 1-25				RPI 26-50				RPI 51-100				Team's RPI: 81	RPI 101+			
RPI	S	Opponent	Score	RPI	S	Opponent	Score	RPI	S	Opponent	Score		RPI	S	Opponent	Score
				49	H	Western Ky.	79 61	78	N	Indiana	63 71		103	A	South Ala.	78 66
													104	A	High Point	77 61
													109	A	Middle Tenn.	59 51
													157	A	Memphis	62 64
													166	H	Southern Ill.	76 66
													169	H	Samford	77 53
													211	N	UC Santa Barbara	67 54
													265	H	Alabama A&M	85 58
													280	A	Appalachian St.	70 59
													307	H	Alabama St.	61 44
													320	A	Old Dominion	74 61
													344	H	Mississippi Val.	87 72
LAST 12 Division I GAMES:																
320	A	Old Dominion	74 61	49	H	Western Ky.	79 61	109	A	Middle Tenn.	59 51					
103	A	South Ala.	78 66					104	A	High Point	77 61					
307	H	Alabama St.	61 44					280	A	Appalachian St.	70 59					
265	H	Alabama A&M	85 58					211	N	UC Santa Barbara	67 54					
157	A	Memphis	62 64					78	N	Indiana	63 71					
169	H	Samford	77 53													

Non-Div I Games: Tuskegee

105 50

Miles

85 42

UAB

Average RPI Win: 179		WON-LOST RECORD	WINNING PCT. RANK	LAST 10 GAMES	STRENGTH OF SCHEDULE	OPP. STRENGTH OF SCHEDULE	TEAM RPI	ADJ. RPI	CONF. RPI	ADJ CONF. RPI
Average RPI Loss: 66										
DIV. I ONLY		13- 3	26	7- 3	161	91	57	57	21	21
DIV. I NON-CONF.		10- 3	51	6- 3	154	59	51	51	22	22
TOTALS		RPI 1-25	RPI 26-50	W-L RECORDS		RPI 51-100	RPI 101-150	RPI 150+		
13- 3	0- 0		0- 0	OVERALL		2- 3	3- 0	8- 0		
7- 1	0- 0		0- 0	HOME		1- 1	1- 0	5- 0		
5- 2	0- 0		0- 0	AWAY		1- 2	1- 0	3- 0		
1- 0	0- 0		0- 0	NEUTRAL		0- 0	1- 0	0- 0		
10- 3	0- 0		0- 0	NON-CONFERENCE		2- 3	3- 0	5- 0		
5- 1	0- 0		0- 0	HOME		1- 1	1- 0	3- 0		
4- 2	0- 0		0- 0	AWAY		1- 2	1- 0	2- 0		
1- 0	0- 0		0- 0	NEUTRAL		0- 0	1- 0	0- 0		
3- 0	0- 0		0- 0	CONFERENCE		0- 0	0- 0	3- 0		
2- 0	0- 0		0- 0	HOME		0- 0	0- 0	2- 0		
1- 0	0- 0		0- 0	AWAY		0- 0	0- 0	1- 0		
0- 0	0- 0		0- 0	NEUTRAL		0- 0	0- 0	0- 0		

RPI 1-25				RPI 26-50				RPI 51-100				RPI 101+			
RPI	S	Opponent	Score	RPI	S	Opponent	Score	RPI	S	Opponent	Score	RPI	S	Opponent	Score
								52	H	Washington St.	91 76	129	N	Yale	71 61
								55	H	UCF	55 62	143	H	Portland St.	79 67
								60	A	Saint Mary's (CA)	74 50	144	A	Pacific	90 58
								71	A	Fordham	62 70	175	H	San Francisco	72 55
								73	A	Oregon St.	47 61	196	A	UC Irvine	76 67
												200	H	Pepperdine	69 64
												219	H	Hawaii	76 52
												220	A	Seattle U	79 53
												224	H	UC Riverside	74 63
												271	H	Sacramento St.	79 72
												296	A	Southern Utah	85 59
LAST 12 Division I GAMES:															
				196	A	UC Irvine	76 67	224	H	UC Riverside	74 63				
				71	A	Fordham	62 70	219	H	Hawaii	76 52				
				129	N	Yale	71 61	175	H	San Francisco	72 55				
				73	A	Oregon St.	47 61	271	H	Sacramento St.	79 72				
				55	H	UCF	55 62	220	A	Seattle U	79 53				
				60	A	Saint Mary's (CA)	74 50	296	A	Southern Utah	85 59				

Non-Div I Games:

UC Davi s

UC Irvine				Through Games Of Jan. 17, 2018							
Average RPI	Win:	250	WON-LOST	WINNING	LAST 10	STRENGTH OF	OPP. STRENGTH	TEAM	ADJ.	CONF.	ADJ CONF.
Average RPI	Loss:	121	RECORD	PCT. RANK	GAMES	SCHEDULE	OF SCHEDULE	RPI	RPI	RPI	RPI
DIV. I ONLY			9- 7	134	7- 2	271	175	196	196	21	21
DIV. I NON-CONF.			7- 6	165	5- 3	300	197	221	221	22	22
<hr/>											
TOTALS		RPI 1-25	RPI 26-50		W-L RECORDS		RPI 51-100		RPI 101-150		RPI 150+
9- 7	0- 0	0- 0		OVERALL		0- 2		0- 2		9- 3	
4- 3	0- 0	0- 0		HOME		0- 1		0- 1		4- 1	
5- 2	0- 0	0- 0		AWAY		0- 1		0- 1		5- 0	
0- 2	0- 0	0- 0		NEUTRAL		0- 0		0- 0		0- 2	
7- 6	0- 0	0- 0		NON-CONFERENCE		0- 1		0- 2		7- 3	
3- 2	0- 0	0- 0		HOME		0- 0		0- 1		3- 1	
4- 2	0- 0	0- 0		AWAY		0- 1		0- 1		4- 0	
0- 2	0- 0	0- 0		NEUTRAL		0- 0		0- 0		0- 2	
2- 1	0- 0	0- 0		CONFERENCE		0- 1		0- 0		2- 0	
1- 1	0- 0	0- 0		HOME		0- 1		0- 0		1- 0	
1- 0	0- 0	0- 0		AWAY		0- 0		0- 0		1- 0	
0- 0	0- 0	0- 0		NEUTRAL		0- 0		0- 0		0- 0	

RPI 1-25				RPI 26-50				RPI 51-100				RPI 101+ Team's RPI: 196			
RPI	S	Opponent	Score	RPI	S	Opponent	Score	RPI	S	Opponent	Score	RPI	S	Opponent	Score
								57	H	UC Davis	67 76	106	A	UNLV	54 73
								58	A	New Mexico	61 83	143	H	Portland St.	72 82
												151	H	Idaho St.	72 78
												154	N	Illinois	59 65
												176	N	Wichita St.	53 76
												200	H	Pepperdine	75 74
												211	H	UC Santa Barbara	77 74
												219	A	Hawaii	74 67
												220	A	Seattle U	84 79
												221	A	CSU Bakersfield	72 59
												256	A	San Diego St.	67 65
												296	A	Southern Utah	71 64
												300	H	Utah St.	87 84
												323	H	Portland	63 52
LAST 12 Division I GAMES:															
				57	H	UC Davis	67 76	211	H	UC Santa Barbara	77 74				
				221	A	CSU Bakersfield	72 59	219	A	Hawaii	74 67				
				220	A	Seattle U	84 79	200	H	Pepperdine	75 74				
				143	H	Portland St.	72 82	176	N	Wichita St.	53 76				
				256	A	San Diego St.	67 65	58	A	New Mexico	61 83				
				296	A	Southern Utah	71 64	154	N	Illinois	59 65				

Non-Div I Games: Chapman 92 57

Average RPI Win:	232	WON-LOST	WINNING	LAST 10	STRENGTH OF	OPP. STRENGTH	TEAM	ADJ.	CONF.	ADJ CONF.
Average RPI Loss:	108	RECORD	PCT. RANK	GAMES	SCHEDULE	OF SCHEDULE	RPI	RPI	RPI	RPI
DIV. I ONLY	5- 13	285	3- 7	102	104	224	224	21	21	
DIV. I NON-CONF.	3- 11	289	2- 6	70	38	216	216	22	22	

TOTALS	RPI 1-25	RPI 26-50	W-L RECORDS	RPI 51-100	RPI 101-150	RPI 150+				
5- 13	0- 2	0- 2	OVERALL	0- 3	1- 2	4- 4				
3- 4	0- 0	0- 1	HOME	0- 0	0- 2	3- 1				
1- 7	0- 2	0- 1	AWAY	0- 3	0- 0	1- 1				
1- 2	0- 0	0- 0	NEUTRAL	0- 0	1- 0	0- 2				
3- 11	0- 2	0- 2	NON-CONFERENCE	0- 2	1- 2	2- 3				
1- 3	0- 0	0- 1	HOME	0- 0	0- 2	1- 0				
1- 6	0- 2	0- 1	AWAY	0- 2	0- 0	1- 1				
1- 2	0- 0	0- 0	NEUTRAL	0- 0	1- 0	0- 2				
2- 2	0- 0	0- 0	CONFERENCE	0- 1	0- 0	2- 1				
2- 1	0- 0	0- 0	HOME	0- 0	0- 0	2- 1				
0- 1	0- 0	0- 0	AWAY	0- 1	0- 0	0- 0				
0- 0	0- 0	0- 0	NEUTRAL	0- 0	0- 0	0- 0				

RPI 1-25				RPI 26-50				RPI 51-100				RPI 101+ Team's RPI: 224			
RPI	S	Opponent	Score	RPI	S	Opponent	Score	RPI	S	Opponent	Score	RPI	S	Opponent	Score
11	A	UCLA	48 68	32	H	Southern California	46 64	51	A	Minnesota	75 101	106	N	UNLV	95 88
23	A	Arizona St.	48 73	33	A	Stanford	43 53	57	A	UC Davis	63 74	140	H	UTEP	62 73
								95	A	South Dakota	66 75	147	H	Loyola Marymount	59 67
												153	A	Iowa St.	66 89
												190	A	Fresno St.	68 56
												193	H	Cal Poly	82 87
												204	N	SMU	51 73
												221	H	CSU Bakersfield	68 65
												271	N	Sacramento St.	72 99
												311	H	Cal St. Fullerton	63 50
												331	H	Long Beach St.	77 53
LAST 12 Division I GAMES:															
331	H	Long Beach St.	77 53	311	H	Cal St. Fullerton	63 50								
193	H	Cal Poly	82 87	57	A	UC Davis	63 74								
140	H	UTEP	62 73	221	H	CSU Bakersfield	68 65								
51	A	Minnesota	75 101	23	A	Arizona St.	48 73								
95	A	South Dakota	66 75	106	N	UNLV	95 88								
153	A	Iowa St.	66 89	11	A	UCLA	48 68								

Non-Div I Games:

UC Riverside

Average RPI	Win:	266	WON-LOST	WINNING	LAST 10	STRENGTH OF	OPP. STRENGTH	TEAM	ADJ.	CONF.	ADJ CONF.
Average RPI	Loss:	143	RECORD	PCT. RANK	GAMES	SCHEDULE	OF SCHEDULE	RPI	RPI	RPI	RPI
DIV. I ONLY	6- 10	241	5- 5	155	274	211	211	21	21		
DIV. I NON-CONF.	3- 9	280	2- 6	115	256	231	231	22	22		

TOTALS	RPI 1-25	RPI 26-50	W-L RECORDS	RPI 51-100	RPI 101-150	RPI 150+					
6- 10	0- 1	0- 0	OVERALL	0- 3	0- 1	6- 5					
3- 3	0- 0	0- 0	HOME	0- 0	0- 0	3- 3					
3- 6	0- 1	0- 0	AWAY	0- 2	0- 1	3- 2					
0- 1	0- 0	0- 0	NEUTRAL	0- 1	0- 0	0- 0					
3- 9	0- 1	0- 0	NON-CONFERENCE	0- 3	0- 1	3- 4					
1- 3	0- 0	0- 0	HOME	0- 0	0- 0	1- 3					
2- 5	0- 1	0- 0	AWAY	0- 2	0- 1	2- 1					
0- 1	0- 0	0- 0	NEUTRAL	0- 1	0- 0	0- 0					
3- 1	0- 0	0- 0	CONFERENCE	0- 0	0- 0	3- 1					
2- 0	0- 0	0- 0	HOME	0- 0	0- 0	2- 0					
1- 1	0- 0	0- 0	AWAY	0- 0	0- 0	1- 1					
0- 0	0- 0	0- 0	NEUTRAL	0- 0	0- 0	0- 0					

RPI 1-25				RPI 26-50				RPI 51-100				RPI 101+ Team's RPI: 211			
RPI	S	Opponent	Score	RPI	S	Opponent	Score	RPI	S	Opponent	Score	RPI	S	Opponent	Score
11	A	UCLA	44 74					60	A	Saint Mary's (CA)	59 89	147	A	Loyola Marymount	61 67
								73	A	Oregon St.	49 74	190	H	Fresno St.	57 64
								81	N	UAB	54 67	191	H	San Diego	58 71
												193	H	Cal Poly	73 68
												196	A	UC Irvine	74 77
												220	H	Seattle U	71 77
												236	A	CSUN	74 73
												254	A	New Mexico St.	77 47
												256	H	San Diego St.	77 64
												260	A	Santa Clara	63 68
												324	A	Northern Ariz.	96 93
												331	H	Long Beach St.	51 44

LAST 12 Division I GAMES:															
193	H	Cal Poly	73 68	196	A	UC Irvine	74 77								
331	H	Long Beach St.	51 44	236	A	CSUN	74 73								
254	A	New Mexico St.	77 47	11	A	UCLA	44 74								
256	H	San Diego St.	77 64	190	H	Fresno St.	57 64								
147	A	Loyola Marymount	61 67	191	H	San Diego	58 71								
73	A	Oregon St.	49 74	81	N	UAB	54 67								

Non-Div I Games:

UC Santa Barbara

Average RPI	Win:	161	WON-LOST	WINNING	LAST 10	STRENGTH OF	OPP. STRENGTH	TEAM	ADJ.	CONF.	ADJ CONF.
Average RPI	Loss:	77	RECORD	PCT. RANK	GAMES	SCHEDULE	OF SCHEDULE	RPI	RPI	RPI	RPI
DIV. I ONLY		12- 7		102	7- 3	38	64	55	55	8	8
DIV. I NON-CONF.		8- 5		112	4- 2	57	122	67	67	7	7

TOTALS	RPI 1-25		RPI 26-50		W-L RECORDS	RPI 51-100		RPI 101-150		RPI 150+	
12- 7	0- 2		0- 0		OVERALL	3- 3		1- 1		8- 1	
7- 2	0- 0		0- 0		HOME	1- 2		1- 0		5- 0	
5- 5	0- 2		0- 0		AWAY	2- 1		0- 1		3- 1	
0- 0	0- 0		0- 0		NEUTRAL	0- 0		0- 0		0- 0	
8- 5	0- 0		0- 0		NON-CONFERENCE	3- 3		0- 1		5- 1	
4- 2	0- 0		0- 0		HOME	1- 2		0- 0		3- 0	
4- 3	0- 0		0- 0		AWAY	2- 1		0- 1		2- 1	
0- 0	0- 0		0- 0		NEUTRAL	0- 0		0- 0		0- 0	
4- 2	0- 2		0- 0		CONFERENCE	0- 0		1- 0		3- 0	
3- 0	0- 0		0- 0		HOME	0- 0		1- 0		2- 0	
1- 2	0- 2		0- 0		AWAY	0- 0		0- 0		1- 0	
0- 0	0- 0		0- 0		NEUTRAL	0- 0		0- 0		0- 0	

RPI 1-25				RPI 26-50				RPI 51-100				RPI 101+			
RPI	S	Opponent	Score	RPI	S	Opponent	Score	RPI	S	Opponent	Score	RPI	S	Opponent	Score
1	A	UConn	44 80					54	A	Virginia Tech	69 86	120	H	Tulane	59 51
22	A	South Fla.	45 62					57	A	UC Davis	62 55	144	A	Pacific	74 78
								69	H	Mercer	64 73	155	H	Davidson	62 54
								82	H	Elon	57 71	167	H	Temple	76 46
								88	H	IUPUI	63 59	169	A	Samford	51 58
								90	A	Chattanooga	58 57	170	A	Boston U.	47 32
												176	H	Wichita St.	59 53
												182	A	Gardner-Webb	65 30
												194	H	UNI	53 43
												204	A	SMU	60 42
												328	H	Ga. Southern	62 38

LAST 12 Division I GAMES:															
1	A	UConn	44 80	120	H	Tulane	59 51	22	A	South Fla.	45 62	57	A	UC Davis	62 55
176	H	Wichita St.	59 53	57	A	UC Davis	62 55	170	A	Boston U.	47 32	328	H	Ga. Southern	62 38
204	A	SMU	60 42	169	A	Samford	51 58								
167	H	Temple	76 46												
155	H	Davidson	62 54												
144	A	Pacific	74 78												

Non-Div I Games:

UCF

Average RPI Win: 118		WON-LOST	WINNING	LAST 10	STRENGTH OF		OPP. STRENGTH	TEAM	ADJ.	CONF.	ADJ CONF.
Average RPI Loss: 21		RECORD	PCT. RANK	GAMES	SCHEDULE		OF SCHEDULE	RPI	RPI	RPI	RPI
DIV. I ONLY		13- 4	43	7- 3	6		11	11	11	4	4
DIV. I NON-CONF.		9- 2	34	5- 1	26		8	12	12	3	3

TOTALS		RPI 1-25		RPI 26-50	W-L RECORDS		RPI 51-100	RPI 101-150		RPI 150+	
13- 4		2- 2		0- 2	OVERALL		6- 0	1- 0		4- 0	
6- 2		1- 2		0- 0	HOME		1- 0	0- 0		4- 0	
5- 2		1- 0		0- 2	AWAY		3- 0	1- 0		0- 0	
2- 0		0- 0		0- 0	NEUTRAL		2- 0	0- 0		0- 0	
9- 2		1- 1		0- 1	NON-CONFERENCE		4- 0	0- 0		4- 0	
5- 1		1- 1		0- 0	HOME		0- 0	0- 0		4- 0	
2- 1		0- 0		0- 1	AWAY		2- 0	0- 0		0- 0	
2- 0		0- 0		0- 0	NEUTRAL		2- 0	0- 0		0- 0	
4- 2		1- 1		0- 1	CONFERENCE		2- 0	1- 0		0- 0	
1- 1		0- 1		0- 0	HOME		1- 0	0- 0		0- 0	
3- 1		1- 0		0- 1	AWAY		1- 0	1- 0		0- 0	
0- 0		0- 0		0- 0	NEUTRAL		0- 0	0- 0		0- 0	

RPI	S	Opponent	Score	RPI	S	Opponent	Score	RPI	S	Opponent	Score	RPI	S	Opponent	Score
1	H	UConn	60 78	33	A	Stanford	65 76	56	N	Creighton	72 63	111	A	Colorado	93 55
5	H	Oregon	61 70	43	A	Oklahoma St.	72 87	68	N	Kansas St.	64 55	211	H	UC Santa Barbara	74 44
18	H	Bayl or	82 68					71	A	Fordham	67 30	224	H	UC Ri versi de	68 48
24	A	Cal i forni a	82 46					73	H	Oregon St.	84 49	247	H	Presbyter i an	76 40
								76	A	Utah	81 74	259	H	San Jose St.	129 69
								97	A	Seton Hal l	77 68				
LAST 12 Di vi si on I GAMES:															
5	H	Oregon	61 70	111	A	Col orado	93 55								
73	H	Oregon St.	84 49	76	A	Utah	81 74								
24	A	Cal i forni a	82 46	43	A	Oklahoma St.	72 87								
33	A	Stanford	65 76	211	H	UC Santa Barbara	74 44								
71	A	Fordham	67 30	224	H	UC Ri versi de	68 48								
97	A	Seton Hal l	77 68	56	N	Creighton	72 63								

Non-Di v I Games:

UCLA

Average RPI Win:	61	WON-LOST	WINNING	LAST 10	STRENGTH OF	OPP. STRENGTH	TEAM	ADJ.	CONF.	ADJ CONF.
Average RPI Loss:	0	RECORD	PCT. RANK	GAMES	SCHEDULE	OF SCHEDULE	RPI	RPI	RPI	RPI
DIV. I ONLY	16- 0	1	10- 0	1	1	1	1	8	8	
DIV. I NON-CONF.	11- 0	1	7- 0	1	1	1	1	7	7	

TOTALS	RPI 1-25	RPI 26-50	W-L RECORDS	RPI 51-100	RPI 101-150	RPI 150+				
16- 0	5- 0	6- 0	OVERALL	2- 0	0- 0	3- 0				
5- 0	2- 0	1- 0	HOME	1- 0	0- 0	1- 0				
7- 0	3- 0	2- 0	AWAY	0- 0	0- 0	2- 0				
4- 0	0- 0	3- 0	NEUTRAL	1- 0	0- 0	0- 0				
11- 0	4- 0	5- 0	NON-CONFERENCE	1- 0	0- 0	1- 0				
3- 0	2- 0	1- 0	HOME	0- 0	0- 0	0- 0				
4- 0	2- 0	1- 0	AWAY	0- 0	0- 0	1- 0				
4- 0	0- 0	3- 0	NEUTRAL	1- 0	0- 0	0- 0				
5- 0	1- 0	1- 0	CONFERENCE	1- 0	0- 0	2- 0				
2- 0	0- 0	0- 0	HOME	1- 0	0- 0	1- 0				
3- 0	1- 0	1- 0	AWAY	0- 0	0- 0	1- 0				
0- 0	0- 0	0- 0	NEUTRAL	0- 0	0- 0	0- 0				

RPI	S	Opponent	Score	RPI	S	Opponent	Score	RPI	S	Opponent	Score	RPI	S	Opponent	Score
2	H	Notre Dame	80 71	28	N	Oklahoma	88 64	55	H	UCF	80 44	157	H	Memphis	97 49
9	A	Texas	75 71	29	A	DePaul	103 69	70	N	Duquesne	104 52	183	A	Nevada	88 57
11	A	UCLA	78 60	30	N	Michigan St.	96 62					253	A	East Carolina	96 35
22	A	South Fla.	100 49	33	N	Stanford	78 53								
24	H	California	82 47	35	H	Maryland	97 72								
				42	A	Houston	95 35								
LAST 12 Division I GAMES:															
				55	H	UCF	80 44	9	A	Texas	75 71				
				22	A	South Fla.	100 49	42	A	Houston	95 35				
				253	A	East Carolina	96 35	29	A	DePaul	103 69				
				157	H	Memphis	97 49	2	H	Notre Dame	80 71				
				70	N	Duquesne	104 52	183	A	Nevada	88 57				
				28	N	Oklahoma	88 64	30	N	Michigan St.	96 62				

Non-Div I Games:

UConn

UMBC				Through Games Of Jan. 17, 2018							
Average RPI Win:		349	WON-LOST RECORD	WINNING PCT. RANK	LAST 10 GAMES	STRENGTH OF SCHEDULE	OPP. STRENGTH OF SCHEDULE	TEAM RPI	ADJ. RPI	CONF. RPI	ADJ CONF. RPI
Average RPI Loss:		181									
DIV. I ONLY		1- 16	342	1- 9	226	303	339	339	20	20	
DIV. I NON-CONF.		0- 12	337	0- 7	201	288	340	340	24	24	
<hr/>											
TOTALS		RPI 1-25	RPI 26-50		W-L RECORDS		RPI 51-100	RPI 101-150	RPI 150+		
1- 16		0- 0	0- 1		OVERALL		0- 4	0- 1	1- 10		
1- 6		0- 0	0- 0		HOME		0- 2	0- 0	1- 4		
0- 8		0- 0	0- 1		AWAY		0- 2	0- 1	0- 4		
0- 2		0- 0	0- 0		NEUTRAL		0- 0	0- 0	0- 2		
0- 12		0- 0	0- 1		NON-CONFERENCE		0- 2	0- 1	0- 8		
0- 4		0- 0	0- 0		HOME		0- 1	0- 0	0- 3		
0- 6		0- 0	0- 1		AWAY		0- 1	0- 1	0- 3		
0- 2		0- 0	0- 0		NEUTRAL		0- 0	0- 0	0- 2		
1- 4		0- 0	0- 0		CONFERENCE		0- 2	0- 0	1- 2		
1- 2		0- 0	0- 0		HOME		0- 1	0- 0	1- 1		
0- 2		0- 0	0- 0		AWAY		0- 1	0- 0	0- 1		
0- 0		0- 0	0- 0		NEUTRAL		0- 0	0- 0	0- 0		

RPI 1-25				RPI 26-50				RPI 51-100				RPI 101+ Team's RPI: 339			
RPI	S	Opponent	Score	RPI	S	Opponent	Score	RPI	S	Opponent	Score	RPI	S	Opponent	Score
				47	A	Princeton	40 77	67	H	American	48 61	110	A	George Mason	38 58
								71	A	Fordham	46 55	160	A	New Hampshire	51 56
								98	H	Maine	50 64	173	H	Col umbi a	44 60
								100	A	Hartford	54 65	210	H	Denver	48 70
												216	A	Hofstra	55 71
												230	N	St. Bonaventure	54 63
												248	H	LIU Brookl yn	52 66
												270	N	North Dakota St.	53 67
												279	A	Towson	64 95
												299	A	UMES	43 66
												317	H	Vermont	58 72
												349	H	UMass Lowell	66 54
<hr/>															
LAST 12 Division I GAMES:															
				98	H	Maine	50 64	100	A	Hartford	54 65				
				317	H	Vermont	58 72	349	H	UMass Lowell	66 54				
				160	A	New Hampshire	51 56	210	H	Denver	48 70				
				47	A	Princeton	40 77	173	H	Col umbi a	44 60				
				299	A	UMES	43 66	67	H	American	48 61				
				110	A	George Mason	38 58	270	N	North Dakota St.	53 67				

Non-Div I Games: Gettysburg 72 45

UMBC

■ Loss,
 ■ Non-Conf, S Site,
 ■ Home
 ■ Away
 N Neutral

UMES				Through Games Of Jan. 17, 2018							
Average RPI Win:		343	WON-LOST RECORD	WINNING PCT. RANK	LAST 10 GAMES	STRENGTH OF SCHEDULE	OPP. STRENGTH OF SCHEDULE	TEAM RPI	ADJ. RPI	CONF. RPI	ADJ CONF. RPI
Average RPI Loss:		161									
DIV. I ONLY		2- 12	313	2- 7	186	333	299	299	31	31	
DIV. I NON-CONF.		1- 8	313	1- 5	69	215	273	273	31	31	
<hr/>											
TOTALS		RPI 1-25	RPI 26-50		W-L RECORDS		RPI 51-100	RPI 101-150	RPI 150+		
2- 12		0- 1	0- 1		OVERALL		0- 1	0- 3	2- 6		
1- 3		0- 0	0- 0		HOME		0- 0	0- 0	1- 3		
1- 8		0- 1	0- 1		AWAY		0- 1	0- 2	1- 3		
0- 1		0- 0	0- 0		NEUTRAL		0- 0	0- 1	0- 0		
1- 8		0- 1	0- 1		NON-CONFERENCE		0- 1	0- 3	1- 2		
1- 1		0- 0	0- 0		HOME		0- 0	0- 0	1- 1		
0- 6		0- 1	0- 1		AWAY		0- 1	0- 2	0- 1		
0- 1		0- 0	0- 0		NEUTRAL		0- 0	0- 1	0- 0		
1- 4		0- 0	0- 0		CONFERENCE		0- 0	0- 0	1- 4		
0- 2		0- 0	0- 0		HOME		0- 0	0- 0	0- 2		
1- 2		0- 0	0- 0		AWAY		0- 0	0- 0	1- 2		
0- 0		0- 0	0- 0		NEUTRAL		0- 0	0- 0	0- 0		

RPI 1-25				RPI 26-50				RPI 51-100				RPI 101+ Team's RPI: 299			
RPI	S	Opponent	Score	RPI	S	Opponent	Score	RPI	S	Opponent	Score	RPI	S	Opponent	Score
19	A	Syracuse	45 68	27	A	Buffalo	41 76	54	A	Virginia Tech	52 90	102	A	Wake Forest	50 92
												110	A	George Mason	68 82
												138	N	Binghamton	51 68
												163	H	Hampton	65 70
												215	H	Bethune-Cookman	48 55
												251	A	Morgan St.	50 63
												253	A	East Carolina	54 64
												263	H	Mt. St. Mary's	63 66
												339	H	UMBC	66 43
												340	A	South Carolina St.	51 54
												346	A	Savannah St.	68 56
<hr/>															
LAST 12 Division I GAMES:															
215	H	Bethune-Cookman	48 55	340	A	South Carolina St.	51 54								
163	H	Hampton	65 70	346	A	Savannah St.	68 56								
251	A	Morgan St.	50 63	102	A	Wake Forest	50 92								
253	A	East Carolina	54 64	54	A	Virginia Tech	52 90								
339	H	UMBC	66 43	110	A	George Mason	68 82								
263	H	Mt. St. Mary's	63 66	138	N	Binghamton	51 68								

Non-Div I Games: Wesley 97 30 Alas. Anchorage 59 69 Valley Forge 92 38

UMES

UMKC		Average RPI Win: 241	WON-LOST RECORD	WINNING PCT. RANK	LAST 10 GAMES	STRENGTH OF SCHEDULE	OPP. STRENGTH OF SCHEDULE	TEAM RPI	ADJ. RPI	CONF. RPI	ADJ CONF. RPI
		Average RPI Loss: 173									
DIV. I ONLY		2- 13	318	2- 6	140	268	281	281	30	30	
DIV. I NON-CONF.		1- 11	331	1- 5	110	188	284	284	30	30	

TOTALS		RPI 1-25	RPI 26-50	W-L RECORDS		RPI 51-100	RPI 101-150	RPI 150+			
2- 13		0- 0	0- 1	OVERALL		0- 1	0- 2	2- 9			
0- 5		0- 0	0- 1	HOME		0- 0	0- 0	0- 4			
1- 8		0- 0	0- 0	AWAY		0- 1	0- 2	1- 5			
1- 0		0- 0	0- 0	NEUTRAL		0- 0	0- 0	1- 0			
1- 11		0- 0	0- 1	NON-CONFERENCE		0- 1	0- 2	1- 7			
0- 3		0- 0	0- 1	HOME		0- 0	0- 0	0- 2			
0- 8		0- 0	0- 0	AWAY		0- 1	0- 2	0- 5			
1- 0		0- 0	0- 0	NEUTRAL		0- 0	0- 0	1- 0			
1- 2		0- 0	0- 0	CONFERENCE		0- 0	0- 0	1- 2			
0- 2		0- 0	0- 0	HOME		0- 0	0- 0	0- 2			
1- 0		0- 0	0- 0	AWAY		0- 0	0- 0	1- 0			
0- 0		0- 0	0- 0	NEUTRAL		0- 0	0- 0	0- 0			

RPI 1-25				RPI 26-50				RPI 51-100				RPI 101+ Team's RPI: 281			
RPI	S	Opponent	Score	RPI	S	Opponent	Score	RPI	S	Opponent	Score	RPI	S	Opponent	Score
				38	H	Northern Colo.	73 88	72	A	Nebraska	60 80	114	A	Western Ill.	71 90
												119	A	Kansas	48 63
												153	A	Iowa St.	45 61
												172	N	Stetson	67 50
												176	A	Wichita St.	63 72
												177	A	Tulsa	52 76
												199	H	Oral Roberts	73 76
												210	H	Denver	68 77
												220	H	Seattle U	58 62
												222	A	Fla. Atlantic	55 65
												245	A	Illinois St.	53 64
												305	H	Utah Valley	59 66
												310	A	UTRGV	54 52

LAST 12 Division I GAMES:															
				310	A	UTRGV	54 52	220	H	Seattle U	58 62				
				222	A	Fla. Atlantic	55 65	305	H	Utah Valley	59 66				
				172	N	Stetson	67 50	199	H	Oral Roberts	73 76				
				210	H	Denver	68 77	119	A	Kansas	48 63				
				38	H	Northern Colo.	73 88	245	A	Illinois St.	53 64				
				176	A	Wichita St.	63 72	153	A	Iowa St.	45 61				

Non-Div I Games: Lincoln (MO) 98 41 Harris-Stowe 114 59 Cent. Christian Bib90 10

UMKC

Loss, Non-Conf, S Site, H Home A Away N Neutral

Average RPI Win:	251	WON-LOST	WINNING	LAST 10	STRENGTH OF	OPP. STRENGTH	TEAM	ADJ.	CONF.	ADJ CONF.
Average RPI Loss:	264	RECORD	PCT. RANK	GAMES	SCHEDULE	OF SCHEDULE	RPI	RPI	RPI	RPI
DIV. I ONLY	2- 14	326	1- 9	346	346	349	349	20	20	
DIV. I NON-CONF.	2- 10	300	1- 6	346	347	348	348	24	24	

TOTALS	RPI 1-25	RPI 26-50	W-L RECORDS	RPI 51-100	RPI 101-150	RPI 150+				
2- 14	0- 0	0- 0	OVERALL	0- 1	0- 0	2- 13				
1- 5	0- 0	0- 0	HOME	0- 1	0- 0	1- 4				
1- 9	0- 0	0- 0	AWAY	0- 0	0- 0	1- 9				
0- 0	0- 0	0- 0	NEUTRAL	0- 0	0- 0	0- 0				
2- 10	0- 0	0- 0	NON-CONFERENCE	0- 0	0- 0	2- 10				
1- 4	0- 0	0- 0	HOME	0- 0	0- 0	1- 4				
1- 6	0- 0	0- 0	AWAY	0- 0	0- 0	1- 6				
0- 0	0- 0	0- 0	NEUTRAL	0- 0	0- 0	0- 0				
0- 4	0- 0	0- 0	CONFERENCE	0- 1	0- 0	0- 3				
0- 1	0- 0	0- 0	HOME	0- 1	0- 0	0- 0				
0- 3	0- 0	0- 0	AWAY	0- 0	0- 0	0- 3				
0- 0	0- 0	0- 0	NEUTRAL	0- 0	0- 0	0- 0				

RPI 1-25				RPI 26-50				RPI 51-100				RPI 101+ Team's RPI: 349			
RPI	S	Opponent	Score	RPI	S	Opponent	Score	RPI	S	Opponent	Score	RPI	S	Opponent	Score
								100	H	Hartford	42 81	160	A	New Hampshire	45 66
												173	H	Columbia	77 70
												217	H	Holy Cross	56 84
												232	A	Texas Tech	65 93
												251	H	Morgan St.	59 65
												261	A	Colgate	64 84
												277	A	Fairfield	67 78
												282	H	Cornell	53 71
												292	A	Fairleigh Dickinson	51 60
												294	H	Massachusetts	63 73
												317	A	Vermont	55 63
												325	A	Rhode Island	64 81
												329	A	Saint Peter's	66 60
												339	A	UMBC	54 66
												348	A	Longwood	82 84
LAST 12 Division I GAMES:															
				100	H	Hartford	42 81					160	A	New Hampshire	45 66
				317	A	Vermont	55 63					339	A	UMBC	54 66
				282	H	Cornell	53 71					329	A	Saint Peter's	66 60
				251	H	Morgan St.	59 65					261	A	Colgate	64 84
				294	H	Massachusetts	63 73					277	A	Fairfield	67 78
				292	A	Fairleigh Dickinson	51 60					232	A	Texas Tech	65 93

Non-Div I Games: Fisher 102 47

UMass Lowell

Average RPI Win:	258	WON-LOST	WINNING	LAST 10	STRENGTH OF	OPP. STRENGTH	TEAM	ADJ.	CONF.	ADJ CONF.
Average RPI Loss:	158	RECORD	PCT. RANK	GAMES	SCHEDULE	OF SCHEDULE	RPI	RPI	RPI	RPI
DIV. I ONLY	6- 9	230	6- 3	258	272	255	255	28	28	
DIV. I NON-CONF.	2- 8	290	2- 4	288	191	319	319	29	29	

TOTALS	RPI 1-25	RPI 26-50	W-L RECORDS	RPI 51-100	RPI 101-150	RPI 150+				
6- 9	0- 0	0- 1	OVERALL	0- 1	1- 2	5- 5				
3- 5	0- 0	0- 0	HOME	0- 1	1- 2	2- 2				
3- 4	0- 0	0- 1	AWAY	0- 0	0- 0	3- 3				
0- 0	0- 0	0- 0	NEUTRAL	0- 0	0- 0	0- 0				
2- 8	0- 0	0- 1	NON-CONFERENCE	0- 1	0- 1	2- 5				
1- 4	0- 0	0- 0	HOME	0- 1	0- 1	1- 2				
1- 4	0- 0	0- 1	AWAY	0- 0	0- 0	1- 3				
0- 0	0- 0	0- 0	NEUTRAL	0- 0	0- 0	0- 0				
4- 1	0- 0	0- 0	CONFERENCE	0- 0	1- 1	3- 0				
2- 1	0- 0	0- 0	HOME	0- 0	1- 1	1- 0				
2- 0	0- 0	0- 0	AWAY	0- 0	0- 0	2- 0				
0- 0	0- 0	0- 0	NEUTRAL	0- 0	0- 0	0- 0				

RPI	S	Opponent	Score	RPI	S	Opponent	Score	RPI	S	Opponent	Score	RPI	S	Opponent	Score	Team's RPI: 255
26	A	NC State	55	87	69	H	Mercer	56	67	104	H	High Point	45	58		
										109	H	Middle Tenn.	57	72		
										145	H	Liberty	48	41		
										155	A	Davidson	50	58		
										165	H	Furman	63	71		
										195	H	Charlotte	47	51		
										214	A	Radford	67	56		
										269	A	Campbell	60	52		
										276	A	Wofford	68	70		
										280	H	Appalachian St.	69	60		
										293	A	USC Upstate	76	70		
										326	A	Western Caro.	52	62		
										348	H	Longwood	82	52		
LAST 12 Division I GAMES:																
214	A	Radford	67	56	145	H	Liberty	48	41							
104	H	High Point	45	58	348	H	Longwood	82	52							
269	A	Campbell	60	52	69	H	Mercer	56	67							
165	H	Furman	63	71	276	A	Wofford	68	70							
280	H	Appalachian St.	69	60	109	H	Middle Tenn.	57	72							
293	A	USC Upstate	76	70	155	A	Davidson	50	58							

Non-Div I Games: Warren Wilson 100 53

UNC Asheville

Average RPI Win: 256
Average RPI Loss: 167

WON-LOST
RECORD

WINNING
PCT. RANK

LAST 10
GAMES

STRENGTH OF
SCHEDULE

OPP. STRENGTH
OF SCHEDULE

TEAM
RPI

ADJ.
RPI

CONF.
RPI

ADJ CONF.
RPI

DIV. I ONLY	5- 10	262	3- 5	175	310	240	240	17	17
DIV. I NON-CONF.	3- 8	268	1- 5	211	328	264	264	15	15
<hr/>									
TOTALS	RPI 1-25	RPI 26-50	W-L RECORDS	RPI 51-100	RPI 101-150	RPI 150+			
5- 10	0- 1	0- 1	OVERALL	0- 1	0- 2	5- 5			
3- 3	0- 0	0- 0	HOME	0- 0	0- 1	3- 2			
2- 7	0- 1	0- 1	AWAY	0- 1	0- 1	2- 3			
0- 0	0- 0	0- 0	NEUTRAL	0- 0	0- 0	0- 0			
3- 8	0- 1	0- 1	NON-CONFERENCE	0- 0	0- 1	3- 5			
1- 3	0- 0	0- 0	HOME	0- 0	0- 1	1- 2			
2- 5	0- 1	0- 1	AWAY	0- 0	0- 0	2- 3			
0- 0	0- 0	0- 0	NEUTRAL	0- 0	0- 0	0- 0			
2- 2	0- 0	0- 0	CONFERENCE	0- 1	0- 1	2- 0			
2- 0	0- 0	0- 0	HOME	0- 0	0- 0	2- 0			
0- 2	0- 0	0- 0	AWAY	0- 1	0- 1	0- 0			
0- 0	0- 0	0- 0	NEUTRAL	0- 0	0- 0	0- 0			

RPI 1-25				RPI 26-50				RPI 51-100				RPI 101+ Team's RPI: 240			
RPI	S	Opponent	Score	RPI	S	Opponent	Score	RPI	S	Opponent	Score	RPI	S	Opponent	Score
17	A	Duke	54 85	45	A	Virginia	50 68	90	A	Chattanooga	42 49	104	H	High Point	72 81
												146	A	ETSU	52 60
												165	H	Furman	76 74
												186	A	Norfolk St.	63 64
												214	A	Radford	53 56
												247	A	Presbyteria n	64 57
												269	H	Campbel l	61 72
												276	H	Wofford	66 51
												283	A	Coastal Caro.	60 54
												297	A	Eastern Ky.	59 70
												306	H	Murray St.	52 63
												308	H	VCU	74 61
<hr/>															
LAST 12 Division I GAMES:															
146	A	ETSU	52 60	165	H	Furman	76 74	90	A	Chattanooga	42 49	276	H	Wofford	66 51
104	H	High Point	72 81	17	A	Duke	54 85	247	A	Presbyteria n	64 57	45	A	Virginia	50 68
247	A	Presbyteria n	64 57	45	A	Virginia	50 68	214	A	Radford	53 56	269	H	Campbel l	61 72
186	A	Norfolk St.	63 64	214	A	Radford	53 56	269	H	Campbel l	61 72				
306	H	Murray St.	52 63	269	H	Campbel l	61 72								

Non-Div I Games: Greensboro 82 34 Tuscul um 69 71 Lees-McRae 78 62 Southern Wesleyan 96 35
UNCG

Loss, Non-Conf, S Site, H Home A Away N Neutral

Average RPI Win:	294	WON-LOST	WINNING	LAST 10	STRENGTH OF	OPP. STRENGTH	TEAM	ADJ.	CONF.	ADJ CONF.
Average RPI Loss:	167	RECORD	PCT. RANK	GAMES	SCHEDULE	OF SCHEDULE	RPI	RPI	RPI	RPI
DIV. I ONLY	5- 10	262	3- 7	210	315	268	268	10	10	
DIV. I NON-CONF.	5- 4	146	4- 2	291	330	208	208	11	11	

TOTALS	RPI 1-25	RPI 26-50	W-L RECORDS	RPI 51-100	RPI 101-150	RPI 150+				
5- 10	0- 0	0- 0	OVERALL	0- 3	0- 1	5- 6				
4- 3	0- 0	0- 0	HOME	0- 0	0- 1	4- 2				
1- 7	0- 0	0- 0	AWAY	0- 3	0- 0	1- 4				
0- 0	0- 0	0- 0	NEUTRAL	0- 0	0- 0	0- 0				
5- 4	0- 0	0- 0	NON-CONFERENCE	0- 1	0- 0	5- 3				
4- 0	0- 0	0- 0	HOME	0- 0	0- 0	4- 0				
1- 4	0- 0	0- 0	AWAY	0- 1	0- 0	1- 3				
0- 0	0- 0	0- 0	NEUTRAL	0- 0	0- 0	0- 0				
0- 6	0- 0	0- 0	CONFERENCE	0- 2	0- 1	0- 3				
0- 3	0- 0	0- 0	HOME	0- 0	0- 1	0- 2				
0- 3	0- 0	0- 0	AWAY	0- 2	0- 0	0- 1				
0- 0	0- 0	0- 0	NEUTRAL	0- 0	0- 0	0- 0				

U
N
C
WU
N
C
W

RPI 1-25				RPI 26-50				RPI 51-100				RPI 101+ Team's RPI: 268			
RPI	S	Opponent	Score	RPI	S	Opponent	Score	RPI	S	Opponent	Score	RPI	S	Opponent	Score
								61	A	Drexel	42 68	134	H	William & Mary	53 66
								80	A	North Carolina	60 86	165	A	Furman	71 76
								82	A	Elon	67 75	171	A	Pittsburgh	55 74
												198	H	Northeastern	47 54
												216	H	Hofstra	61 69
												253	H	East Carolina	66 62
												276	A	Wofford	65 60
												279	A	Towson	71 72
												283	A	Coastal Caro.	41 57
												308	H	VCU	83 67
												312	H	Georgia St.	74 62
												322	H	N.C. Central	89 63
LAST 12 Division I GAMES:															
				216	H	Hofstra	61 69	61	A	Drexel	42 68				
				198	H	Northeastern	47 54	279	A	Towson	71 72				
				134	H	William & Mary	53 66	171	A	Pittsburgh	55 74				
				82	A	Elon	67 75	322	H	N.C. Central	89 63				
				312	H	Georgia St.	74 62	308	H	VCU	83 67				
				276	A	Wofford	65 60	165	A	Furman	71 76				

Non-Div I Games: Catawba 74 59 UNC Pembroke 73 64

UNCW

Average RPI	Win:	209	WON-LOST	WINNING	LAST 10	STRENGTH OF	OPP. STRENGTH	TEAM	ADJ.	CONF.	ADJ CONF.
Average RPI	Loss:	107	RECORD	PCT. RANK	GAMES	SCHEDULE	OF SCHEDULE	RPI	RPI	RPI	RPI
DIV. I ONLY		7- 9		209	5- 4	176	100	194	194	24	24
DIV. I NON-CONF.		3- 7		254	1- 4	35	16	131	131	21	21

TOTALS	RPI 1-25		RPI 26-50		W-L RECORDS	RPI 51-100		RPI 101-150		RPI 150+	
7- 9	0- 0		0- 2		OVERALL	2- 3		0- 1		5- 3	
5- 2	0- 0		0- 1		HOME	0- 1		0- 0		5- 0	
1- 7	0- 0		0- 1		AWAY	1- 2		0- 1		0- 3	
1- 0	0- 0		0- 0		NEUTRAL	1- 0		0- 0		0- 0	
3- 7	0- 0		0- 2		NON-CONFERENCE	2- 3		0- 0		1- 2	
1- 2	0- 0		0- 1		HOME	0- 1		0- 0		1- 0	
1- 5	0- 0		0- 1		AWAY	1- 2		0- 0		0- 2	
1- 0	0- 0		0- 0		NEUTRAL	1- 0		0- 0		0- 0	
4- 2	0- 0		0- 0		CONFERENCE	0- 0		0- 1		4- 1	
4- 0	0- 0		0- 0		HOME	0- 0		0- 0		4- 0	
0- 2	0- 0		0- 0		AWAY	0- 0		0- 1		0- 1	
0- 0	0- 0		0- 0		NEUTRAL	0- 0		0- 0		0- 0	

RPI 1-25				RPI 26-50				RPI 51-100				RPI 101+				Team's RPI: 194	
RPI	S	Opponent	Score	RPI	S	Opponent	Score	RPI	S	Opponent	Score	RPI	S	Opponent	Score		
				31	H	Iowa	47 71	55	A	UCF	43 53	117	A	Missouri St.	52 62		
				36	A	South Dakota St.	47 57	56	A	Creighton	78 89	153	H	Iowa St.	57 53		
								59	N	Wyoming	55 40	166	A	Southern Ill.	53 60		
								68	A	Kansas St.	72 71	185	A	North Dakota	72 80		
								88	H	IUPUI	48 54	225	A	Omaha	74 78		
												250	H	Valparaiso	77 56		
												284	H	Loyola Chicago	70 41		
												301	H	Indiana St.	59 53		
												347	H	Evansville	65 41		
LAST 12 Division I GAMES:																	
				117	A	Missouri St.	52 62	301	H	Indiana St.	59 53						
				166	A	Southern Ill.	53 60	347	H	Evansville	65 41						
				250	H	Valparaiso	77 56	225	A	Omaha	74 78						
				284	H	Loyola Chicago	70 41	185	A	North Dakota	72 80						
				68	A	Kansas St.	72 71	36	A	South Dakota St.	47 57						
				31	H	Iowa	47 71	55	A	UCF	43 53						

Non-Div I Games: Wis.-Parkside 92 62

UNI

Average RPI	Win:	199	WON-LOST	WINNING	LAST 10	STRENGTH OF	OPP. STRENGTH	TEAM	ADJ.	CONF.	ADJ CONF.
Average RPI	Loss:	76	RECORD	PCT. RANK	GAMES	SCHEDULE	OF SCHEDULE	RPI	RPI	RPI	RPI
DIV. I ONLY		9- 7		134	5- 5	65	99	106	106	16	16
DIV. I NON-CONF.		5- 6		187	1- 6	10	65	99	99	17	17
<hr/>											
TOTALS	RPI 1-25		RPI 26-50		W-L RECORDS	RPI 51-100		RPI 101-150		RPI 150+	
9- 7	0- 2		0- 2		OVERALL	2- 1		1- 0		6- 2	
6- 3	0- 2		0- 0		HOME	0- 1		1- 0		5- 0	
3- 2	0- 0		0- 1		AWAY	2- 0		0- 0		1- 1	
0- 2	0- 0		0- 1		NEUTRAL	0- 0		0- 0		0- 1	
5- 6	0- 2		0- 2		NON-CONFERENCE	1- 1		1- 0		3- 1	
4- 3	0- 2		0- 0		HOME	0- 1		1- 0		3- 0	
1- 1	0- 0		0- 1		AWAY	1- 0		0- 0		0- 0	
0- 2	0- 0		0- 1		NEUTRAL	0- 0		0- 0		0- 1	
4- 1	0- 0		0- 0		CONFERENCE	1- 0		0- 0		3- 1	
2- 0	0- 0		0- 0		HOME	0- 0		0- 0		2- 0	
2- 1	0- 0		0- 0		AWAY	1- 0		0- 0		1- 1	
0- 0	0- 0		0- 0		NEUTRAL	0- 0		0- 0		0- 0	

RPI 1-25				RPI 26-50				RPI 51-100				RPI 101+ Team's RPI: 106			
RPI	S	Opponent	Score	RPI	S	Opponent	Score	RPI	S	Opponent	Score	RPI	S	Opponent	Score
3	H	Mississippi St.	63 103	27	N	Buffalo	53 80	51	H	Minnesota	72 79	143	H	Portland St.	88 80
19	H	Syracuse	55 69	33	A	Stanford	33 74	58	A	New Mexico	68 66	174	A	Boise St.	60 69
								64	A	Gonzaga	52 50	196	H	UC Irvine	73 54
												216	H	Hofstra	68 52
												224	N	UC Riverside	88 95
												243	H	Grand Canyon	76 47
												259	H	San Jose St.	79 60
												300	A	Utah St.	63 54
												309	H	Air Force	69 57
<hr/>															
LAST 12 Division I GAMES:															
300	A	Utah St.	63 54	58	A	New Mexico	68 66	309	H	Air Force	69 57				
259	H	San Jose St.	79 60	64	A	Gonzaga	52 50	27	N	Buffalo	53 80				
174	A	Boise St.	60 69	224	N	UC Riverside	88 95	51	H	Minnesota	72 79				
19	H	Syracuse	55 69												
3	H	Mississippi St.	63 103												
33	A	Stanford	33 74												

Non-Div I Games:

UNLV

Average RPI Win:	336	WON-LOST	WINNING	LAST 10	STRENGTH OF	OPP. STRENGTH	TEAM	ADJ.	CONF.	ADJ CONF.
Average RPI Loss:	170	RECORD	PCT. RANK	GAMES	SCHEDULE	OF SCHEDULE	RPI	RPI	RPI	RPI
DIV. I ONLY	3- 12	301	3- 6	203	334	293	293	22	22	
DIV. I NON-CONF.	2- 10	300	2- 5	193	343	325	325	20	20	
<hr/>										
TOTALS	RPI 1-25	RPI 26-50	W-L RECORDS	RPI 51-100	RPI 101-150	RPI 150+				
3- 12	0- 0	0- 2	OVERALL	0- 1	0- 1	3- 8				
2- 4	0- 0	0- 0	HOME	0- 0	0- 0	2- 4				
1- 8	0- 0	0- 2	AWAY	0- 1	0- 1	1- 4				
0- 0	0- 0	0- 0	NEUTRAL	0- 0	0- 0	0- 0				
2- 10	0- 0	0- 1	NON-CONFERENCE	0- 1	0- 1	2- 7				
2- 4	0- 0	0- 0	HOME	0- 0	0- 0	2- 4				
0- 6	0- 0	0- 1	AWAY	0- 1	0- 1	0- 3				
0- 0	0- 0	0- 0	NEUTRAL	0- 0	0- 0	0- 0				
1- 2	0- 0	0- 1	CONFERENCE	0- 0	0- 0	1- 1				
0- 0	0- 0	0- 0	HOME	0- 0	0- 0	0- 0				
1- 2	0- 0	0- 1	AWAY	0- 0	0- 0	1- 1				
0- 0	0- 0	0- 0	NEUTRAL	0- 0	0- 0	0- 0				

RPI 1-25				RPI 26-50				RPI 51-100				RPI 101+ Team's RPI: 293			
RPI	S	Opponent	Score	RPI	S	Opponent	Score	RPI	S	Opponent	Score	RPI	S	Opponent	Score
				41	A	FGCU	60 93	54	A	Virginia Tech	56 87	134	A	William & Mary	63 83
				43	A	Oklahoma St.	71 108					165	H	Furman	59 80
												172	A	Stetson	61 62
												182	A	Gardner-Webb	39 60
												225	H	Omaha	66 69
												247	H	Presbyteria n	69 83
												253	A	East Carolina	53 66
												255	H	UNC Asheville	70 76
												269	A	Campbell	49 69
												322	H	N. C. Central	66 61
												340	H	South Carolina St.	63 44
												345	A	NJIT	95 57
LAST 12 Division I GAMES:															
345	A	NJIT	95 57	41	A	FGCU	60 93	172	A	Stetson	61 62	165	H	Furman	59 80
322	H	N. C. Central	66 61	182	A	Gardner-Webb	39 60	225	H	Omaha	66 69	269	A	Campbell	49 69
43	A	Oklahoma St.	71 108	247	H	Presbyteria n	69 83	253	A	East Carolina	53 66	322	H	N. C. Central	66 61
255	H	UNC Asheville	70 76	253	A	East Carolina	53 66	255	H	UNC Asheville	70 76	340	H	South Carolina St.	63 44
340	H	South Carolina St.	63 44	269	A	Campbell	49 69	269	A	Campbell	49 69	345	A	NJIT	95 57
134	A	William & Mary	63 83	322	H	N. C. Central	66 61	322	H	N. C. Central	66 61				

Non-Div I Games: Brevard 109 39 Converse 71 51 Bob Jones 79 45

USC Upstate

Average RPI	Win:	232	WON-LOST	WINNING	LAST 10	STRENGTH OF	OPP. STRENGTH	TEAM	ADJ.	CONF.	ADJ CONF.
Average RPI	Loss:	115	RECORD	PCT. RANK	GAMES	SCHEDULE	OF SCHEDULE	RPI	RPI	RPI	RPI
DIV. I ONLY		8- 9		188	3- 7	177	128	181	181	23	23
DIV. I NON-CONF.		6- 5		153	1- 5	169	44	134	134	23	23
<hr/>											
TOTALS	RPI 1-25		RPI 26-50		W-L RECORDS	RPI 51-100		RPI 101-150		RPI 150+	
8- 9	0- 0		0- 1		OVERALL	0- 4		0- 2		8- 2	
6- 2	0- 0		0- 1		HOME	0- 0		0- 1		6- 0	
2- 7	0- 0		0- 0		AWAY	0- 4		0- 1		2- 2	
0- 0	0- 0		0- 0		NEUTRAL	0- 0		0- 0		0- 0	
6- 5	0- 0		0- 1		NON-CONFERENCE	0- 4		0- 0		6- 0	
5- 1	0- 0		0- 1		HOME	0- 0		0- 0		5- 0	
1- 4	0- 0		0- 0		AWAY	0- 4		0- 0		1- 0	
0- 0	0- 0		0- 0		NEUTRAL	0- 0		0- 0		0- 0	
2- 4	0- 0		0- 0		CONFERENCE	0- 0		0- 2		2- 2	
1- 1	0- 0		0- 0		HOME	0- 0		0- 1		1- 0	
1- 3	0- 0		0- 0		AWAY	0- 0		0- 1		1- 2	
0- 0	0- 0		0- 0		NEUTRAL	0- 0		0- 0		0- 0	

RPI	S	Opponent	Score	RPI	S	Opponent	Score	RPI	S	Opponent	Score	RPI	S	Opponent	Score	Team's RPI: 181
42	H	Houston	58 62	63	A	Georgia Tech	52 80	103	H	South Ala.	63 76	130	A	Little Rock	57 59	
				66	A	Arkansas	57 91	175	H	San Francisco	56 54	190	H	Fresno St.	67 54	
				68	A	Kansas St.	56 70	199	H	Oral Roberts	70 46	203	A	Arkansas St.	80 85	
				76	A	Utah	41 71	204	H	SMU	58 55	229	H	Troy	76 57	
								273	H	Incarnate Word	61 48	280	A	Appalachian St.	64 60	
								283	A	Coastal Caro.	76 89	302	A	UTSA	69 68	
<hr/>																
LAST 12 Division I GAMES:																
103	H	South Ala.	63 76	203	A	Arkansas St.	80 85									
229	H	Troy	76 57	130	A	Little Rock	57 59									
280	A	Appalachian St.	64 60	63	A	Georgia Tech	52 80									
283	A	Coastal Caro.	76 89	68	A	Kansas St.	56 70									
175	H	San Francisco	56 54	42	H	Houston	58 62									
66	A	Arkansas	57 91	76	A	Utah	41 71									

Non-Div I Games:

UT Arlington

Average RPI	Win:	307	WON-LOST	WINNING	LAST 10	STRENGTH OF	OPP. STRENGTH	TEAM	ADJ.	CONF.	ADJ CONF.
Average RPI	Loss:	133	RECORD	PCT. RANK	GAMES	SCHEDULE	OF SCHEDULE	RPI	RPI	RPI	RPI
DIV. I ONLY		5- 11		271	3- 6	154	284	252	252	26	26
DIV. I NON-CONF.		2- 8		290	0- 5	114	114	261	261	27	27

TOTALS	RPI 1-25		RPI 26-50		W-L RECORDS	RPI 51-100		RPI 101-150		RPI 150+	
5- 11	0- 1		0- 1		OVERALL	0- 3		0- 0		5- 6	
4- 3	0- 0		0- 0		HOME	0- 1		0- 0		4- 2	
1- 6	0- 1		0- 1		AWAY	0- 1		0- 0		1- 3	
0- 2	0- 0		0- 0		NEUTRAL	0- 1		0- 0		0- 1	
2- 8	0- 1		0- 1		NON-CONFERENCE	0- 2		0- 0		2- 4	
2- 1	0- 0		0- 0		HOME	0- 0		0- 0		2- 1	
0- 5	0- 1		0- 1		AWAY	0- 1		0- 0		0- 2	
0- 2	0- 0		0- 0		NEUTRAL	0- 1		0- 0		0- 1	
3- 3	0- 0		0- 0		CONFERENCE	0- 1		0- 0		3- 2	
2- 2	0- 0		0- 0		HOME	0- 1		0- 0		2- 1	
1- 1	0- 0		0- 0		AWAY	0- 0		0- 0		1- 1	
0- 0	0- 0		0- 0		NEUTRAL	0- 0		0- 0		0- 0	

RPI 1-25				RPI 26-50				RPI 51-100				RPI 101+				Team's RPI: 252
RPI	S	Opponent	Score	RPI	S	Opponent	Score	RPI	S	Opponent	Score	RPI	S	Opponent	Score	
4	A	Louisville	56 91	44	A	Purdue	58 60	60	N	Saint Mary's (CA)	58 69	161	H	Northwestern	63 71	
								74	H	Belmont	63 65	166	A	Southern Ill.	72 84	
								90	A	Chattanooga	82 87	197	N	Eastern Wash.	58 61	
												203	A	Arkansas St.	73 84	
												218	H	Morehead St.	76 81	
												242	A	Austin Peay	62 69	
												264	H	N. C. A&T	76 63	
												297	H	Eastern Ky.	77 49	
												306	A	Murray St.	97 80	
												326	H	Western Caro.	62 54	
												341	H	Tennessee St.	80 68	

LAST 12 Division I GAMES:																
306	A	Murray St.	97 80	218	H	Morehead St.	76 81	297	H	Eastern Ky.	77 49	60	N	Saint Mary's (CA)	58 69	
242	A	Austin Peay	62 69	74	H	Belmont	63 65	4	A	Louisville	56 91	90	A	Chattanooga	82 87	
74	H	Belmont	63 65	341	H	Tennessee St.	80 68	264	H	N. C. A&T	76 63					
197	N	Eastern Wash.	58 61													
44	A	Purdue	58 60													

Non-Div I Games: Rhodes 90 49 Ala.-Huntsville 104 73

UT Martin

U
T
E
P

UTEP				Through Games Of Jan. 17, 2018											
Average RPI Win: 234		WON-LOST RECORD		WINNING PCT. RANK		LAST 10 GAMES		STRENGTH OF SCHEDULE		OPP. STRENGTH OF SCHEDULE		TEAM RPI	ADJ. RPI	CONF. RPI	ADJ CONF. RPI
DIV. I ONLY		11- 6		89		6- 4		241		253		140	140	18	18
DIV. I NON-CONF.		9- 4		82		5- 3		250		289		127	127	19	19

TOTALS		RPI 1-25		RPI 26-50		W-L RECORDS		RPI 51-100		RPI 101-150		RPI 150+			
11- 6		0- 0		0- 0		OVERALL		1- 1		0- 2		10- 3			
6- 2		0- 0		0- 0		HOME		1- 1		0- 1		5- 0			
3- 4		0- 0		0- 0		AWAY		0- 0		0- 1		3- 3			
2- 0		0- 0		0- 0		NEUTRAL		0- 0		0- 0		2- 0			
9- 4		0- 0		0- 0		NON-CONFERENCE		1- 1		0- 1		8- 2			
5- 1		0- 0		0- 0		HOME		1- 1		0- 0		4- 0			
2- 3		0- 0		0- 0		AWAY		0- 0		0- 1		2- 2			
2- 0		0- 0		0- 0		NEUTRAL		0- 0		0- 0		2- 0			
2- 2		0- 0		0- 0		CONFERENCE		0- 0		0- 1		2- 1			
1- 1		0- 0		0- 0		HOME		0- 0		0- 1		1- 0			
1- 1		0- 0		0- 0		AWAY		0- 0		0- 0		1- 1			
0- 0		0- 0		0- 0		NEUTRAL		0- 0		0- 0		0- 0			

RPI 1-25				RPI 26-50				RPI 51-100				RPI 101+ Team's RPI: 140			
RPI	S	Opponent	Score	RPI	S	Opponent	Score	RPI	S	Opponent	Score	RPI	S	Opponent	Score
								58	H	New Mexico	35 59	109	H	Middle Tenn.	45 54
								66	H	Arkansas	64 61	120	A	Tulane	56 67
												169	N	Samford	46 33
												195	H	Charlotte	67 58
												203	A	Arkansas St.	73 76
												221	H	CSU Bakersfield	67 56
												222	A	Fla. Atlantic	66 72
												224	A	UC Riverside	73 62
												244	H	Texas Southern	65 55
												253	N	East Carolina	93 79
												254	A	New Mexico St.	68 76
												272	H	A&M-Corpus Christi	69 49
												286	A	FIU	77 76
												311	A	Cal St. Fullerton	92 91
												333	H	Houston Baptist	69 62

LAST 12 Division I GAMES:															
				222	A	Fla. Atlantic	66 72	109	H	Middle Tenn.	45 54				
				286	A	FIU	77 76	195	H	Charlotte	67 58				
				224	A	UC Riverside	73 62	253	N	East Carolina	93 79				
				311	A	Cal St. Fullerton	92 91	254	A	New Mexico St.	68 76				
				120	A	Tulane	56 67	203	A	Arkansas St.	73 76				
				169	N	Samford	46 33	333	H	Houston Baptist	69 62				

U
T
E
P

Non-Div I Games:

UTEP

Average RPI Win: **296**
 Average RPI Loss: **189**

WON-LOST
RECORD

WINNING
PCT. RANK

LAST 10
GAMES

STRENGTH OF
SCHEDULE

OPP. STRENGTH
OF SCHEDULE

TEAM
RPI

ADJ.
RPI

CONF.
RPI

ADJ CONF.
RPI

DIV. I ONLY	7- 8	196	4- 6	343	267	310	310	30	30
DIV. I NON-CONF.	7- 5	132	5- 4	332	283	246	246	30	30

TOTALS	RPI 1-25	RPI 26-50	W-L RECORDS	RPI 51-100	RPI 101-150	RPI 150+			
7- 8	0- 0	0- 2	OVERALL	0- 0	0- 0	7- 6			
6- 4	0- 0	0- 1	HOME	0- 0	0- 0	6- 3			
1- 4	0- 0	0- 1	AWAY	0- 0	0- 0	1- 3			
0- 0	0- 0	0- 0	NEUTRAL	0- 0	0- 0	0- 0			
7- 5	0- 0	0- 2	NON-CONFERENCE	0- 0	0- 0	7- 3			
6- 1	0- 0	0- 1	HOME	0- 0	0- 0	6- 0			
1- 4	0- 0	0- 1	AWAY	0- 0	0- 0	1- 3			
0- 0	0- 0	0- 0	NEUTRAL	0- 0	0- 0	0- 0			
0- 3	0- 0	0- 0	CONFERENCE	0- 0	0- 0	0- 3			
0- 3	0- 0	0- 0	HOME	0- 0	0- 0	0- 3			
0- 0	0- 0	0- 0	AWAY	0- 0	0- 0	0- 0			
0- 0	0- 0	0- 0	NEUTRAL	0- 0	0- 0	0- 0			

RPI	S	Opponent	Score	RPI	S	Opponent	Score	RPI	S	Opponent	Score	RPI	S	Opponent	Score
32	H	Southern California	64 71	43	A	Oklahoma St.	38 80					188	A	Wisconsin	54 82
												221	H	CSU Bakersfield	64 67
												232	A	Texas Tech	64 80
												243	H	Grand Canyon	59 65
												270	A	North Dakota St.	82 79
												272	A	A&M-Corpus Christi	41 71
												272	H	A&M-Corpus Christi	56 53
												281	H	UMKC	52 54
												290	H	Prairie View	78 62
												294	H	Massachusetts	67 59
												302	H	UTSA	70 58
												314	H	Canisius	63 46
												332	H	Florida A&M	51 38

LAST 12 Division I GAMES:															
281	H	UMKC	52 54	243	H	Grand Canyon	59 65								
32	H	Southern California	64 71	221	H	CSU Bakersfield	64 67								
314	H	Canisius	63 46	302	H	UTSA	70 58								
232	A	Texas Tech	64 80	294	H	Massachusetts	67 59								
188	A	Wisconsin	54 82	272	A	A&M-Corpus Christi	41 71								
270	A	North Dakota St.	82 79	290	H	Prairie View	78 62								

Non-Div I Games: Texas Lutheran 78 43 Concordia (TX) 67 49 Trinity (TX) 62 57

UTRGV

Loss, Non-Conf, S Site, H Home A Away N Neutral

Average RPI Win:	332	WON-LOST	WINNING	LAST 10	STRENGTH OF	OPP. STRENGTH	TEAM	ADJ.	CONF.	ADJ CONF.
Average RPI Loss:	155	RECORD	PCT. RANK	GAMES	SCHEDULE	OF SCHEDULE	RPI	RPI	RPI	RPI
DIV. I ONLY	2- 12	313	2- 7	172	281	302	302	18	18	
DIV. I NON-CONF.	1- 9	318	1- 6	210	251	316	316	19	19	

TOTALS	RPI 1-25	RPI 26-50	W-L RECORDS	RPI 51-100	RPI 101-150	RPI 150+				
2- 12	0- 2	0- 0	OVERALL	0- 0	0- 4	2- 6				
1- 4	0- 0	0- 0	HOME	0- 0	0- 2	1- 2				
0- 8	0- 2	0- 0	AWAY	0- 0	0- 2	0- 4				
1- 0	0- 0	0- 0	NEUTRAL	0- 0	0- 0	1- 0				
1- 9	0- 2	0- 0	NON-CONFERENCE	0- 0	0- 2	1- 5				
0- 3	0- 0	0- 0	HOME	0- 0	0- 1	0- 2				
0- 6	0- 2	0- 0	AWAY	0- 0	0- 1	0- 3				
1- 0	0- 0	0- 0	NEUTRAL	0- 0	0- 0	1- 0				
1- 3	0- 0	0- 0	CONFERENCE	0- 0	0- 2	1- 1				
1- 1	0- 0	0- 0	HOME	0- 0	0- 1	1- 0				
0- 2	0- 0	0- 0	AWAY	0- 0	0- 1	0- 1				
0- 0	0- 0	0- 0	NEUTRAL	0- 0	0- 0	0- 0				

RPI 1-25				RPI 26-50				RPI 51-100				RPI 101+ Team's RPI: 302			
RPI	S	Opponent	Score	RPI	S	Opponent	Score	RPI	S	Opponent	Score	RPI	S	Opponent	Score
9	A	Texas	70 120									109	H	Middle Tenn.	47 62
23	A	Arizona St.	42 74									113	H	Northern Ill.	55 69
												127	A	Rice	52 83
												133	A	Texas St.	38 91
												168	A	Louisiana Tech	55 63
												181	H	UT Arlington	68 69
												185	H	North Dakota	47 60
												191	A	San Diego	69 78
												310	A	UTRGV	58 70
												311	A	Cal St. Fullerton	46 55
												320	H	Old Dominion	64 56
												344	N	Mississippi Val.	68 55
LAST 12 Division I GAMES:															
127	A	Rice	52 83	320	H	Old Dominion	64 56								
168	A	Louisiana Tech	55 63	109	H	Middle Tenn.	47 62								
311	A	Cal St. Fullerton	46 55	344	N	Mississippi Val.	68 55								
191	A	San Diego	69 78	185	H	North Dakota	47 60								
133	A	Texas St.	38 91	113	H	Northern Ill.	55 69								
310	A	UTRGV	58 70	9	A	Texas	70 120								

Non-Div I Games: Sul Ross St. 97 47 Tex. A&M-Commerce 60 69

UTSA

Average RPI Win:	171	WON-LOST	WINNING	LAST 10	STRENGTH OF	OPP. STRENGTH	TEAM	ADJ.	CONF.	ADJ CONF.
Average RPI Loss:	52	RECORD	PCT. RANK	GAMES	SCHEDULE	OF SCHEDULE	RPI	RPI	RPI	RPI
DIV. I ONLY	12- 5	72	6- 4	93	50	76	76	4	4	
DIV. I NON-CONF.	9- 2	34	5- 1	120	148	37	37	3	3	

TOTALS	RPI 1-25	RPI 26-50	W-L RECORDS	RPI 51-100	RPI 101-150	RPI 150+				
12- 5	0- 2	1- 1	OVERALL	2- 1	2- 1	7- 0				
8- 3	0- 2	1- 1	HOME	1- 0	0- 0	6- 0				
4- 2	0- 0	0- 0	AWAY	1- 1	2- 1	1- 0				
0- 0	0- 0	0- 0	NEUTRAL	0- 0	0- 0	0- 0				
9- 2	0- 0	1- 0	NON-CONFERENCE	1- 1	1- 1	6- 0				
7- 0	0- 0	1- 0	HOME	1- 0	0- 0	5- 0				
2- 2	0- 0	0- 0	AWAY	0- 1	1- 1	1- 0				
0- 0	0- 0	0- 0	NEUTRAL	0- 0	0- 0	0- 0				
3- 3	0- 2	0- 1	CONFERENCE	1- 0	1- 0	1- 0				
1- 3	0- 2	0- 1	HOME	0- 0	0- 0	1- 0				
2- 0	0- 0	0- 0	AWAY	1- 0	1- 0	0- 0				
0- 0	0- 0	0- 0	NEUTRAL	0- 0	0- 0	0- 0				

RPI 1-25				RPI 26-50				RPI 51-100 Team's RPI: 76				RPI 101+			
RPI	S	Opponent	Score	RPI	S	Opponent	Score	RPI	S	Opponent	Score	RPI	S	Opponent	Score
11	H	UCLA	74 81	32	H	Southern Cal i forni a	47 58	52	A	Washington St.	81 79	131	A	Weber St.	85 58
23	H	Ari zona St.	81 83	44	H	Purdue	81 68	60	H	Saint Mary's (CA)	74 63	132	A	BYU	68 77
								62	A	Al abama	60 65	136	A	Washington	74 65
												181	H	UT Ar lington	71 41
												183	H	Nevada	87 61
												199	H	Oral Roberts	71 50
												200	H	Pepperdi ne	89 65
												273	H	Incarnate Word	90 31
												288	H	Ari zona	89 55
												300	A	Utah St.	79 44
LAST 12 Di vi si on I GAMES:															
52	A	Washington St.	81 79	32	H	Southern Cal i forni a	47 58	11	H	UCLA	74 81	132	A	BYU	68 77
136	A	Washington	74 65	11	H	UCLA	74 81	200	H	Pepperdi ne	89 65	60	H	Saint Mary's (CA)	74 63
23	H	Ari zona St.	81 83	132	A	BYU	68 77	60	H	Saint Mary's (CA)	74 63	181	H	UT Ar lington	71 41
288	H	Ari zona	89 55	200	H	Pepperdi ne	89 65								
199	H	Oral Roberts	71 50												
300	A	Utah St.	79 44	181	H	UT Ar lington	71 41								

Non-Di v I Games:

Utah

Average RPI Win: 190

Average RPI Loss: 195

WON-LOST
RECORDWINNING
PCT. RANKLAST 10
GAMESSTRENGTH OF
SCHEDULEOPP. STRENGTH
OF SCHEDULETEAM
RPIADJ.
RPICONF.
RPIADJ CONF.
RPIDIV. I ONLY
DIV. I NON-CONF.3- 14
1- 9309
3182- 8
1- 4196
222293
323300
322300
32216
1716
17

TOTALS

RPI 1-25

RPI 26-50

W-L RECORDS

RPI 51-100

RPI 101-150

RPI 150+

3- 14

0- 0

0- 0

OVERALL

0- 2

1- 1

2- 11

2- 5

0- 0

0- 0

HOME

0- 1

0- 1

2- 3

1- 7

0- 0

0- 0

AWAY

0- 0

1- 0

0- 7

0- 2

0- 0

0- 0

NEUTRAL

0- 1

0- 0

0- 1

1- 9

0- 0

0- 0

NON-CONFERENCE

0- 2

1- 0

0- 7

0- 3

0- 0

0- 0

HOME

0- 1

0- 0

0- 2

1- 4

0- 0

0- 0

AWAY

0- 0

1- 0

0- 4

0- 2

0- 0

0- 0

NEUTRAL

0- 1

0- 0

0- 1

2- 5

0- 0

0- 0

CONFERENCE

0- 0

0- 1

2- 4

2- 2

0- 0

0- 0

HOME

0- 0

0- 1

2- 1

0- 3

0- 0

0- 0

AWAY

0- 0

0- 0

0- 3

0- 0

0- 0

0- 0

NEUTRAL

0- 0

0- 0

0- 0

RPI 1-25

RPI 26-50

RPI 51-100

RPI 101+

Team's RPI: 300

RPI S Opponent Score

RPI S Opponent Score

RPI S Opponent Score

RPI S Opponent Score

73 N Oregon St. 55 94
76 H Utah 44 79106 H UNLV 54 63
132 A BYU 76 69
151 A Idaho St. 44 64
174 H Boise St. 42 64
179 A Colorado St. 45 56
183 H Nevada 79 57
190 A Fresno St. 56 57
196 A UC Irvine 84 87
210 H Denver 72 74
226 N Montana St. 52 64
256 H San Diego St. 62 58
259 A San Jose St. 66 79
288 H Arizona 49 65
296 A Southern Utah 67 70
305 A Utah Valley 43 61

LAST 12 Division I GAMES:

179 A Colorado St. 45 56 174 H Boise St. 42 64
106 H UNLV 54 63 183 H Nevada 79 57
190 A Fresno St. 56 57 210 H Denver 72 74
256 H San Diego St. 62 58 305 A Utah Valley 43 61
259 A San Jose St. 66 79 132 A BYU 76 69
76 H Utah 44 79 73 N Oregon St. 55 94

Non-Div I Games:

Dixie St.

92 72

Utah St.

Average RPI Win:	286	WON-LOST	WINNING	LAST 10	STRENGTH OF	OPP. STRENGTH	TEAM	ADJ.	CONF.	ADJ CONF.
Average RPI Loss:	195	RECORD	PCT. RANK	GAMES	SCHEDULE	OF SCHEDULE	RPI	RPI	RPI	RPI
DIV. I ONLY	6- 10	241	5- 4	344	269	305	305	30	30	
DIV. I NON-CONF.	4- 9	249	4- 4	323	300	330	330	30	30	

TOTALS	RPI 1-25	RPI 26-50	W-L RECORDS	RPI 51-100	RPI 101-150	RPI 150+				
6- 10	0- 0	0- 0	OVERALL	0- 1	0- 2	6- 7				
4- 2	0- 0	0- 0	HOME	0- 0	0- 0	4- 2				
2- 8	0- 0	0- 0	AWAY	0- 0	0- 0	2- 1				
0- 0	0- 0	0- 0	NEUTRAL	0- 0	0- 0	0- 0				
4- 9	0- 0	0- 0	NON-CONFERENCE	0- 1	0- 2	4- 6				
4- 2	0- 0	0- 0	HOME	0- 0	0- 0	4- 2				
0- 7	0- 0	0- 0	AWAY	0- 1	0- 2	0- 4				
0- 0	0- 0	0- 0	NEUTRAL	0- 0	0- 0	0- 0				
2- 1	0- 0	0- 0	CONFERENCE	0- 0	0- 0	2- 1				
0- 0	0- 0	0- 0	HOME	0- 0	0- 0	0- 0				
2- 1	0- 0	0- 0	AWAY	0- 0	0- 0	2- 1				
0- 0	0- 0	0- 0	NEUTRAL	0- 0	0- 0	0- 0				

RPI 1-25				RPI 26-50				RPI 51-100				RPI 101+				Team's RPI: 305	
RPI	S	Opponent	Score	RPI	S	Opponent	Score	RPI	S	Opponent	Score	RPI	S	Opponent	Score		
								73	A	Oregon St.	41	98	131	A	Weber St.	57	75
												132	A	BYU	54	75	
												151	H	Idaho St.	58	70	
												193	H	Cal Poly	89	70	
												197	A	Eastern Wash.	41	61	
												200	A	Pepperdine	44	71	
												210	A	Denver	53	72	
												221	A	CSU Bakersfield	58	63	
												281	A	UMKC	66	59	
												296	H	Southern Utah	69	61	
												300	H	Utah St.	61	43	
												309	H	Air Force	59	56	
												311	H	Cal St. Fullerton	36	73	
												323	A	Portland	64	71	
												336	A	Chicago St.	68	30	
LAST 12 Division I GAMES:																	
221	A	CSU Bakersfield	58	63	336	A	Chicago St.	68	30								
210	A	Denver	53	72	281	A	UMKC	66	59								
311	H	Cal St. Fullerton	36	73	309	H	Air Force	59	56								
193	H	Cal Poly	89	70	200	A	Pepperdine	44	71								
151	H	Idaho St.	58	70	296	H	Southern Utah	69	61								
300	H	Utah St.	61	43	197	A	Eastern Wash.	41	61								

Non-Div I Games: Dixie St. 72 63 Antelope Valley 78 54

Utah Valley

Average RPI Win:	323	WON-LOST	WINNING	LAST 10	STRENGTH OF	OPP. STRENGTH	TEAM	ADJ.	CONF.	ADJ CONF.
Average RPI Loss:	154	RECORD	PCT. RANK	GAMES	SCHEDULE	OF SCHEDULE	RPI	RPI	RPI	RPI
DIV. I ONLY	4- 13	295	3- 7	277	237	308	308	13	13	
DIV. I NON-CONF.	3- 9	280	3- 4	316	299	335	335	13	13	

TOTALS	RPI 1-25	RPI 26-50	W-L RECORDS	RPI 51-100	RPI 101-150	RPI 150+				
4- 13	0- 0	0- 0	OVERALL	0- 5	0- 1	4- 7				
2- 5	0- 0	0- 0	HOME	0- 3	0- 0	2- 2				
1- 6	0- 0	0- 0	AWAY	0- 0	0- 0	1- 0				
1- 2	0- 0	0- 0	NEUTRAL	0- 1	0- 1	1- 0				
3- 9	0- 0	0- 0	NON-CONFERENCE	0- 2	0- 1	3- 6				
2- 2	0- 0	0- 0	HOME	0- 0	0- 0	2- 2				
0- 5	0- 0	0- 0	AWAY	0- 1	0- 0	0- 4				
1- 2	0- 0	0- 0	NEUTRAL	0- 1	0- 1	1- 0				
1- 4	0- 0	0- 0	CONFERENCE	0- 3	0- 0	1- 1				
0- 3	0- 0	0- 0	HOME	0- 3	0- 0	0- 0				
1- 1	0- 0	0- 0	AWAY	0- 0	0- 0	1- 1				
0- 0	0- 0	0- 0	NEUTRAL	0- 0	0- 0	0- 0				

RPI	S	Opponent	Score	RPI	S	Opponent	Score	RPI	S	Opponent	Score	RPI	S	Opponent	Score
RPI 1-25				RPI 26-50				RPI 51-100				RPI 101+			
51	A	Minnesota	63 108	69	N	Mercer	54 70	70	H	Duquesne	51 70	118	N	Penn	52 82
71	H	Fordham	54 64	70	H	Duquesne	51 70	152	A	Saint Joseph's	41 79	158	H	Georgetown	59 71
91	H	George Washington	39 61	71	H	Fordham	54 64	186	H	Norfolk St.	52 66	214	A	Radford	62 79
				91	H	George Washington	39 61	240	A	UNCG	61 74	268	A	UNCW	67 83
								312	A	Georgia St.	56 61	315	H	Coppin St.	62 47
								320	H	Old Dominion	68 39	325	A	Rhode Island	61 49
								331	N	Long Beach St.	69 59				
LAST 12 Division I GAMES:															
70	H	Duquesne	51 70	71	H	Fordham	54 64	325	A	Rhode Island	61 49	315	H	Coppin St.	62 47
91	H	George Washington	39 61	325	A	Rhode Island	61 49	214	A	Radford	62 79	320	H	Old Dominion	68 39
152	A	Saint Joseph's	41 79	315	H	Coppin St.	62 47	268	A	UNCW	67 83				
331	N	Long Beach St.	69 59	214	A	Radford	62 79								
118	N	Penn	52 82	320	H	Old Dominion	68 39								
158	H	Georgetown	59 71	268	A	UNCW	67 83								

Non-Div I Games:

VCU

Average RPI Loss: 134

DIV. I ONLY	7- 7	162	5- 4	336	189	250	250	24	24
DIV. I NON-CONF.	5- 4	146	4- 2	340	189	238	238	21	21
TOTALS	RPI 1-25	RPI 26-50	W-L RECORDS	RPI 51-100	RPI 101-150	RPI 150+			
7- 7	0- 0	0- 1	OVERALL	0- 0	0- 4	7- 2			
5- 1	0- 0	0- 0	HOME	0- 0	0- 0	5- 1			
2- 6	0- 0	0- 0	AWAY	0- 0	0- 0	2- 0			
0- 0	0- 0	0- 0	NEUTRAL	0- 0	0- 0	0- 0			
5- 4	0- 0	0- 1	NON-CONFERENCE	0- 0	0- 3	5- 0			
3- 0	0- 0	0- 0	HOME	0- 0	0- 0	3- 0			
2- 4	0- 0	0- 1	AWAY	0- 0	0- 3	2- 0			
0- 0	0- 0	0- 0	NEUTRAL	0- 0	0- 0	0- 0			
2- 3	0- 0	0- 0	CONFERENCE	0- 0	0- 1	2- 2			
2- 1	0- 0	0- 0	HOME	0- 0	0- 0	2- 1			
0- 2	0- 0	0- 0	AWAY	0- 0	0- 1	0- 1			
0- 0	0- 0	0- 0	NEUTRAL	0- 0	0- 0	0- 0			

RPI 1-25				RPI 26-50				RPI 51-100				RPI 101+				Team's RPI: 250	
RPI	S	Opponent	Score	RPI	S	Opponent	Score	RPI	S	Opponent	Score	RPI	S	Opponent	Score		
				44	A	Purdue	49 95					121	A	Miami (OH)	68 77		
												125	A	Bowling Green	77 90		
												128	A	Drake	50 86		
												145	A	Liberty	40 61		
												180	H	Bradley	69 88		
												194	A	UNI	56 77		
												243	H	Grand Canyon	80 75		
												245	H	Illinois St.	56 50		
												284	H	Loyola Chicago	76 60		
												295	H	Fort Wayne	68 50		
												336	H	Chicago St.	71 60		
												337	A	Eastern Ill.	76 67		
												348	A	Longwood	81 68		
LAST 12 Division I GAMES:																	
				245	H	Illinois St.	56 50	284	H	Loyola Chicago	76 60						
				194	A	UNI	56 77	180	H	Bradley	69 88						
				128	A	Drake	50 86	44	A	Purdue	49 95						
				295	H	Fort Wayne	68 50	348	A	Longwood	81 68						
				337	A	Eastern Ill.	76 67	145	A	Liberty	40 61						
				336	H	Chicago St.	71 60	125	A	Bowling Green	77 90						

Val parai so

Average RPI Win:	142	WON-LOST	WINNING	LAST 10	STRENGTH OF	OPP. STRENGTH	TEAM	ADJ.	CONF.	ADJ CONF.
Average RPI Loss:	62	RECORD	PCT. RANK	GAMES	SCHEDULE	OF SCHEDULE	RPI	RPI	RPI	RPI
DIV. I ONLY	5- 14	289	2- 8	10	23	124	124	2	2	
DIV. I NON-CONF.	4- 10	267	3- 4	31	22	151	151	2	2	

TOTALS	RPI 1-25	RPI 26-50	W-L RECORDS	RPI 51-100	RPI 101-150	RPI 150+				
5- 14	0- 5	0- 4	OVERALL	1- 1	2- 2	2- 2				
3- 7	0- 2	0- 2	HOME	0- 1	1- 1	2- 1				
2- 5	0- 2	0- 2	AWAY	1- 0	1- 1	0- 0				
0- 2	0- 1	0- 0	NEUTRAL	0- 0	0- 0	0- 1				
4- 10	0- 2	0- 3	NON-CONFERENCE	1- 1	1- 2	2- 2				
2- 5	0- 0	0- 2	HOME	0- 1	0- 1	2- 1				
2- 3	0- 1	0- 1	AWAY	1- 0	1- 1	0- 0				
0- 2	0- 1	0- 0	NEUTRAL	0- 0	0- 0	0- 1				
1- 4	0- 3	0- 1	CONFERENCE	0- 0	1- 0	0- 0				
1- 2	0- 2	0- 0	HOME	0- 0	1- 0	0- 0				
0- 2	0- 1	0- 1	AWAY	0- 0	0- 0	0- 0				
0- 0	0- 0	0- 0	NEUTRAL	0- 0	0- 0	0- 0				

RPI 1-25				RPI 26-50				RPI 51-100				RPI 101+ Team's RPI: 124			
RPI	S	Opponent	Score	RPI	S	Opponent	Score	RPI	S	Opponent	Score	RPI	S	Opponent	Score
4	A	Louisville	57 79	26	H	NC State	72 83	74	H	Belmont	74 111	107	H	Kentucky	70 55
8	A	Tennessee	73 86	39	H	Ball St.	79 88	91	A	George Washington	69 59	109	H	Middle Tenn.	54 65
14	H	Missouri	70 81	40	A	Central Mich.	75 92					115	A	Saint Louis	74 69
19	N	Syracuse	78 84	48	A	LSU	65 85					120	A	Tulane	59 71
21	H	Georgia	52 81									153	H	Iowa St.	77 74
												157	H	Memphis	60 71
												188	N	Wisconsin	71 73
												246	H	Lipscomb	92 82

LAST 12 Division I GAMES:															
8	A	Tennessee	73 86	107	H	Kentucky	70 55								
21	H	Georgia	52 81	14	H	Missouri	70 81								
48	A	LSU	65 85	157	H	Memphis	60 71								
246	H	Lipscomb	92 82	4	A	Louisville	57 79								
74	H	Belmont	74 111	153	H	Iowa St.	77 74								
26	H	NC State	72 83	115	A	Saint Louis	74 69								

Non-Div I Games:

Vanderbilt

Average RPI Win:	306	WON-LOST	WINNING	LAST 10	STRENGTH OF	OPP. STRENGTH	TEAM	ADJ.	CONF.	ADJ CONF.
Average RPI Loss:	165	RECORD	PCT. RANK	GAMES	SCHEDULE	OF SCHEDULE	RPI	RPI	RPI	RPI

DIV. I ONLY	4- 12	290	3- 7	313	198	317	317	20	20
DIV. I NON-CONF.	2- 10	300	1- 7	270	141	334	334	24	24

TOTALS	RPI 1-25	RPI 26-50	W-L RECORDS	RPI 51-100	RPI 101-150	RPI 150+			
4- 12	0- 0	0- 0	OVERALL	0- 5	0- 0	4- 7			
3- 5	0- 0	0- 0	HOME	0- 2	0- 0	3- 3			
1- 7	0- 0	0- 0	AWAY	0- 0	0- 0	1- 0			
0- 0	0- 0	0- 0	NEUTRAL	0- 0	0- 0	0- 0			
2- 10	0- 0	0- 0	NON-CONFERENCE	0- 4	0- 0	2- 6			
2- 5	0- 0	0- 0	HOME	0- 2	0- 0	2- 3			
0- 5	0- 0	0- 0	AWAY	0- 2	0- 0	0- 3			
0- 0	0- 0	0- 0	NEUTRAL	0- 0	0- 0	0- 0			
2- 2	0- 0	0- 0	CONFERENCE	0- 1	0- 0	2- 1			
1- 0	0- 0	0- 0	HOME	0- 0	0- 0	1- 0			
1- 2	0- 0	0- 0	AWAY	0- 1	0- 0	1- 1			
0- 0	0- 0	0- 0	NEUTRAL	0- 0	0- 0	0- 0			

RPI 1-25	RPI 26-50	RPI 51-100	RPI 101+	Team's RPI: 317
RPI S Opponent Score	RPI S Opponent Score	RPI S Opponent Score	RPI S Opponent Score	Score
		67 H American 62 64	170 H Boston U. 41 57	
		77 A Miami (FL) 49 73	173 H Col umbi a 66 73	
		87 H James Madi son 56 68	198 H Northeastern 66 71	
		98 A Mai ne 55 64	217 A Holy Cross 53 64	
		99 A Dartmouth 56 66	233 H Howard 88 65	
			237 A Stony Brook 57 80	
			274 A Ri der 49 64	
			286 A FIU 70 80	
			303 H Central Conn. St. 62 48	
			339 A UMBC 72 58	
			349 H UMass Lowell 63 55	
LAST 12 Divi sion I GAMES:				
339 A UMBC 72 58	98 A Mai ne 55 64	237 A Stony Brook 57 80	170 H Boston U. 41 57	
349 H UMass Lowell 63 55	274 A Ri der 49 64	87 H James Madi son 56 68	67 H American 62 64	
286 A FIU 70 80				
303 H Central Conn. St. 62 48				
198 H Northeastern 66 71				
217 A Holy Cross 53 64				

Non-Div I Games: Norwich 75 31

Vermont

Average RPI Win:	129	WON-LOST	WINNING	LAST 10	STRENGTH OF	OPP. STRENGTH	TEAM	ADJ.	CONF.	ADJ CONF.
Average RPI Loss:	72	RECORD	PCT. RANK	GAMES	SCHEDULE	OF SCHEDULE	RPI	RPI	RPI	RPI
DIV. I ONLY	14- 4	37	6- 4	32	53	20	20	6	6	
DIV. I NON-CONF.	10- 1	16	4- 1	12	113	7	7	5	5	

TOTALS	RPI 1-25	RPI 26-50	W-L RECORDS	RPI 51-100	RPI 101-150	RPI 150+				
14- 4	1- 0	1- 1	OVERALL	4- 2	1- 1	7- 0				
3- 2	1- 0	0- 0	HOME	0- 1	1- 1	1- 0				
8- 2	0- 0	1- 1	AWAY	2- 1	0- 0	5- 0				
3- 0	0- 0	0- 0	NEUTRAL	2- 0	0- 0	1- 0				
10- 1	1- 0	1- 0	NON-CONFERENCE	3- 0	0- 1	5- 0				
2- 1	1- 0	0- 0	HOME	0- 0	0- 1	1- 0				
5- 0	0- 0	1- 0	AWAY	1- 0	0- 0	3- 0				
3- 0	0- 0	0- 0	NEUTRAL	2- 0	0- 0	1- 0				
4- 3	0- 0	0- 1	CONFERENCE	1- 2	1- 0	2- 0				
1- 1	0- 0	0- 0	HOME	0- 1	1- 0	0- 0				
3- 2	0- 0	0- 1	AWAY	1- 1	0- 0	2- 0				
0- 0	0- 0	0- 0	NEUTRAL	0- 0	0- 0	0- 0				

RPI	S	Opponent	Score	RPI	S	Opponent	Score	RPI	S	Opponent	Score	RPI	S	Opponent	Score
17	H	Duke	64 55	34	A	St. John's (NY)	64 70	56	A	Creighton	54 69	118	H	Penn	77 79
				47	A	Princeton	62 59	67	N	American	65 60	137	H	Xavier	75 57
								79	H	Butler	53 76	152	H	Saint Joseph's	79 44
								87	N	James Madison	60 57	158	A	Georgetown	60 58
								97	A	Seton Hall	67 59	162	A	Providence	63 55
								100	A	Hartford	71 53	164	N	Lehigh	62 42
												167	A	Temple	69 65
												178	A	La Salle	76 49
												277	A	Fairfield	73 44

LAST 12 Division I GAMES:															
				97	A	Seton Hall	67 59	118	H	Penn	77 79				
				158	A	Georgetown	60 58	34	A	St. John's (NY)	64 70				
				137	H	Xavier	75 57	178	A	La Salle	76 49				
				79	H	Butler	53 76	167	A	Temple	69 65				
				162	A	Providence	63 55	277	A	Fairfield	73 44				
				56	A	Creighton	54 69	152	H	Saint Joseph's	79 44				

Non-Div I Games:

Villanova

Average RPI	Win:	142	WON-LOST	WINNING	LAST 10	STRENGTH OF	OPP. STRENGTH	TEAM	ADJ.	CONF.	ADJ CONF.
Average RPI	Loss:	32	RECORD	PCT. RANK	GAMES	SCHEDULE	OF SCHEDULE	RPI	RPI	RPI	RPI
DIV. I ONLY		12- 7		102	8- 2	15	16	45	45	1	1
DIV. I NON-CONF.		7- 6		165	4- 2	25	17	78	78	1	1

TOTALS	RPI 1-25		RPI 26-50		W-L RECORDS	RPI 51-100		RPI 101-150		RPI 150+	
12- 7	1- 4		1- 1		OVERALL	2- 2		2- 0		6- 0	
8- 3	1- 1		0- 1		HOME	0- 1		2- 0		5- 0	
2- 4	0- 3		1- 0		AWAY	0- 1		0- 0		1- 0	
2- 0	0- 0		0- 0		NEUTRAL	2- 0		0- 0		0- 0	
7- 6	0- 3		0- 1		NON-CONFERENCE	2- 2		1- 0		4- 0	
5- 3	0- 1		0- 1		HOME	0- 1		1- 0		4- 0	
0- 3	0- 2		0- 0		AWAY	0- 1		0- 0		0- 0	
2- 0	0- 0		0- 0		NEUTRAL	2- 0		0- 0		0- 0	
5- 1	1- 1		1- 0		CONFERENCE	0- 0		1- 0		2- 0	
3- 0	1- 0		0- 0		HOME	0- 0		1- 0		1- 0	
2- 1	0- 1		1- 0		AWAY	0- 0		0- 0		1- 0	
0- 0	0- 0		0- 0		NEUTRAL	0- 0		0- 0		0- 0	

RPI 1-25				RPI 26-50				RPI 51-100				RPI 101+			
RPI	S	Opponent	Score	RPI	S	Opponent	Score	RPI	S	Opponent	Score	RPI	S	Opponent	Score
3	A	Mississippi St.	53 68	26	A	NC State	73 63	65	A	Dayton	46 61	101	H	Harvard	50 48
10	A	Rutgers	43 52	35	H	Maryland	59 60	70	H	Duquesne	63 74	123	H	Clemson	70 41
17	A	Duke	48 55					78	N	Indiana	82 72	159	A	Boston College	68 57
19	H	Syracuse	68 63					84	N	Ohio	77 59	163	H	Hampton	66 62
21	H	Georgia	61 64									171	H	Pittsburgh	62 50
												231	H	Manhattan	69 47
												240	H	UNCG	68 50
												303	H	Central Conn. St.	103 59

LAST 12 Division I GAMES:															
123	H	Clemson	70 41	17	A	Duke	48 55	159	A	Boston College	68 57				
26	A	NC State	73 63					84	N	Ohio	77 59				
19	H	Syracuse	68 63					10	A	Rutgers	43 52				
171	H	Pittsburgh	62 50					240	H	UNCG	68 50				
231	H	Manhattan	69 47					35	H	Maryland	59 60				
78	N	Indiana	82 72												

Non-Div I Games:

Virginia

Average RPI Win:	176	WON-LOST	WINNING	LAST 10	STRENGTH OF	OPP. STRENGTH	TEAM	ADJ.	CONF.	ADJ CONF.
Average RPI Loss:	30	RECORD	PCT. RANK	GAMES	SCHEDULE	OF SCHEDULE	RPI	RPI	RPI	RPI
DIV. I ONLY	13- 5	62	7- 3	60	51	54	54	1	1	
DIV. I NON-CONF.	11- 2	23	6- 1	156	108	49	49	1	1	

TOTALS	RPI 1-25	RPI 26-50	W-L RECORDS	RPI 51-100	RPI 101-150	RPI 150+				
13- 5	0- 2	0- 2	OVERALL	3- 1	2- 0	8- 0				
9- 1	0- 0	0- 1	HOME	1- 0	2- 0	6- 0				
3- 2	0- 2	0- 0	AWAY	1- 0	0- 0	2- 0				
1- 2	0- 0	0- 1	NEUTRAL	1- 1	0- 0	0- 0				
11- 2	0- 0	0- 1	NON-CONFERENCE	3- 1	2- 0	6- 0				
7- 0	0- 0	0- 0	HOME	1- 0	2- 0	4- 0				
3- 0	0- 0	0- 0	AWAY	1- 0	0- 0	2- 0				
1- 2	0- 0	0- 1	NEUTRAL	1- 1	0- 0	0- 0				
2- 3	0- 2	0- 1	CONFERENCE	0- 0	0- 0	2- 0				
2- 1	0- 0	0- 1	HOME	0- 0	0- 0	2- 0				
0- 2	0- 2	0- 0	AWAY	0- 0	0- 0	0- 0				
0- 0	0- 0	0- 0	NEUTRAL	0- 0	0- 0	0- 0				

RPI 1-25				RPI 26-50				RPI 51-100				RPI 101+			
RPI	S	Opponent	Score	RPI	S	Opponent	Score	RPI	S	Opponent	Score	RPI	S	Opponent	Score
4	A	Louisville	56 67	26	H	NC State	51 68	55	H	UCF	86 69	104	H	High Point	86 63
6	A	Florida St.	62 107	37	N	West Virginia	61 79	61	N	Drexel	79 67	108	H	Auburn	72 63
								79	N	Butler	77 79	154	A	Illinois	96 49
								90	A	Chattanooga	64 44	159	H	Boston College	89 58
												171	H	Pittsburgh	89 66
												214	H	Radford	68 42
												258	A	Monmouth	84 34
												293	H	USC Upstate	87 56
												299	H	UMES	90 52
												316	H	Wagner	99 32

LAST 12 Division I GAMES:															
4	A	Louisville	56 67	6	A	Florida St.	62 107	159	H	Boston College	89 58	171	H	Pittsburgh	89 66
26	H	NC State	51 68	299	H	UMES	90 52	214	H	Radford	68 42	154	A	Illinois	96 49
104	H	High Point	86 63	258	A	Monmouth	84 34	37	N	West Virginia	61 79				
293	H	USC Upstate	87 56												
299	H	UMES	90 52												
316	H	Wagner	99 32												

Non-Div I Games:

Virginia Tech

Average RPI Win: 317
Average RPI Loss: 193

WON-LOST
RECORD

WINNING
PCT. RANK

LAST 10
GAMES

STRENGTH OF
SCHEDULE

OPP. STRENGTH
OF SCHEDULE

TEAM
RPI

ADJ.
RPI

CONF.
RPI

ADJ CONF.
RPI

DIV. I ONLY	2- 14	326	2- 8	240	309	316	316	29	29
DIV. I NON-CONF.	1- 9	318	1- 5	107	273	294	294	28	28
<hr/>									
TOTALS	RPI 1-25	RPI 26-50	W-L RECORDS	RPI 51-100	RPI 101-150	RPI 150+			
2- 14	0- 0	0- 2	OVERALL	0- 2	0- 0	2- 10			
1- 4	0- 0	0- 1	HOME	0- 0	0- 0	1- 3			
1- 10	0- 0	0- 1	AWAY	0- 2	0- 0	1- 7			
0- 0	0- 0	0- 0	NEUTRAL	0- 0	0- 0	0- 0			
1- 9	0- 0	0- 2	NON-CONFERENCE	0- 2	0- 0	1- 5			
1- 2	0- 0	0- 1	HOME	0- 0	0- 0	1- 1			
0- 7	0- 0	0- 1	AWAY	0- 2	0- 0	0- 4			
0- 0	0- 0	0- 0	NEUTRAL	0- 0	0- 0	0- 0			
1- 5	0- 0	0- 0	CONFERENCE	0- 0	0- 0	1- 5			
0- 2	0- 0	0- 0	HOME	0- 0	0- 0	0- 2			
1- 3	0- 0	0- 0	AWAY	0- 0	0- 0	1- 3			
0- 0	0- 0	0- 0	NEUTRAL	0- 0	0- 0	0- 0			

RPI 1-25				RPI 26-50				RPI 51-100				RPI 101+ Team's RPI: 316			
RPI	S	Opponent	Score	RPI	S	Opponent	Score	RPI	S	Opponent	Score	RPI	S	Opponent	Score
				46	A	Albany (NY)	44 89	54	A	Virginia Tech	32 99	160	H	New Hampshire	53 65
				47	H	Princeton	37 58	87	A	James Madison	45 68	167	A	Temple	36 70
												237	A	Stony Brook	50 69
												238	A	Lafayette	52 70
												248	A	LIU Brooklyn	69 74
												266	H	Sacred Heart	55 72
												278	A	St. Francis Brooklyn	76 80
												279	A	Towson	42 64
												285	A	Bryant	75 66
												292	H	Fairleigh Dickinson	64 74
												303	A	Central Conn. St.	56 59
												348	H	Longwood	60 43
LAST 12 Division I GAMES:															
				266	H	Sacred Heart	55 72	278	A	St. Francis Brooklyn	76 80				
				292	H	Fairleigh Dickinson	64 74	248	A	LIU Brooklyn	69 74				
				303	A	Central Conn. St.	56 59	348	H	Longwood	60 43				
				285	A	Bryant	75 66	279	A	Towson	42 64				
				238	A	Lafayette	52 70	237	A	Stony Brook	50 69				
				47	H	Princeton	37 58	46	A	Albany (NY)	44 89				

Non-Div I Games: Staten Island 63 58

Wagner

Loss, Non-Conf, S Site, H Home A Away N Neutral

Average RPI Win:	194	WON-LOST	WINNING	LAST 10	STRENGTH OF	OPP. STRENGTH	TEAM	ADJ.	CONF.	ADJ CONF.
Average RPI Loss:	70	RECORD	PCT. RANK	GAMES	SCHEDULE	OF SCHEDULE	RPI	RPI	RPI	RPI
DIV. I ONLY	10- 8	146	7- 3	79	45	102	102	1	1	
DIV. I NON-CONF.	8- 5	112	6- 1	199	101	130	130	1	1	

TOTALS	RPI 1-25	RPI 26-50	W-L RECORDS	RPI 51-100	RPI 101-150	RPI 150+				
10- 8	0- 3	0- 0	OVERALL	2- 4	1- 0	7- 1				
5- 4	0- 2	0- 0	HOME	1- 2	0- 0	4- 0				
5- 2	0- 1	0- 0	AWAY	1- 1	1- 0	3- 0				
0- 2	0- 0	0- 0	NEUTRAL	0- 1	0- 0	0- 1				
8- 5	0- 1	0- 0	NON-CONFERENCE	1- 3	1- 0	6- 1				
5- 1	0- 0	0- 0	HOME	1- 1	0- 0	4- 0				
3- 2	0- 1	0- 0	AWAY	0- 1	1- 0	2- 0				
0- 2	0- 0	0- 0	NEUTRAL	0- 1	0- 0	0- 1				
2- 3	0- 2	0- 0	CONFERENCE	1- 1	0- 0	1- 0				
0- 3	0- 2	0- 0	HOME	0- 1	0- 0	0- 0				
2- 0	0- 0	0- 0	AWAY	1- 0	0- 0	1- 0				
0- 0	0- 0	0- 0	NEUTRAL	0- 0	0- 0	0- 0				

RPI 1-25				RPI 26-50				RPI 51-100				RPI 101+				Team's RPI: 102
RPI	S	Opponent	Score	RPI	S	Opponent	Score	RPI	S	Opponent	Score	RPI	S	Opponent	Score	
2	H	Notre Dame	73 96					51	N	Minnesota	81 93	137	A	Xavier	62 57	
10	A	Rutgers	51 65					77	A	Miami (FL)	61 50	171	A	Pittsburgh	58 49	
17	H	Duke	67 80					80	H	North Carolina	76 79	195	H	Charlotte	71 69	
								82	H	Elon	53 51	216	N	Hofstra	66 69	
								83	A	Penn St.	58 68	227	A	Col. of Charleston	77 40	
								97	H	Seton Hall	57 67	228	A	Richmond	85 81	
												244	H	Texas Southern	73 56	
												280	H	Appalachian St.	78 49	
												299	H	UMES	92 50	
LAST 12 Division I GAMES:																
77	A	Miami (FL)	61 50	80	H	North Carolina	76 79									
171	A	Pittsburgh	58 49	17	H	Duke	67 80									
2	H	Notre Dame	73 96	280	H	Appalachian St.	78 49									
227	A	Col. of Charleston	77 40	137	A	Xavier	62 57									
195	H	Charlotte	71 69	82	H	Elon	53 51									
299	H	UMES	92 50	83	A	Penn St.	58 68									

Non-Div I Games:

Wake Forest

Average RPI	Win:	196	WON-LOST	WINNING	LAST 10	STRENGTH OF	OPP. STRENGTH	TEAM	ADJ.	CONF.	ADJ CONF.
Average RPI	Loss:	66	RECORD	PCT. RANK	GAMES	SCHEDULE	OF SCHEDULE	RPI	RPI	RPI	RPI
DIV. I ONLY		6- 12		262	2- 8	31	34	136	136	4	4
DIV. I NON-CONF.		6- 5		153	3- 2	86	79	113	113	3	3

TOTALS	RPI 1-25		RPI 26-50		W-L RECORDS	RPI 51-100		RPI 101-150		RPI 150+	
6- 12	0- 4		0- 1		OVERALL	1- 4		1- 1		4- 2	
4- 3	0- 0		0- 0		HOME	0- 1		1- 1		3- 1	
1- 7	0- 3		0- 1		AWAY	0- 2		0- 0		1- 1	
1- 2	0- 1		0- 0		NEUTRAL	1- 1		0- 0		0- 0	
6- 5	0- 2		0- 0		NON-CONFERENCE	1- 1		1- 0		4- 2	
4- 1	0- 0		0- 0		HOME	0- 0		1- 0		3- 1	
1- 2	0- 1		0- 0		AWAY	0- 0		0- 0		1- 1	
1- 2	0- 1		0- 0		NEUTRAL	1- 1		0- 0		0- 0	
0- 7	0- 2		0- 1		CONFERENCE	0- 3		0- 1		0- 0	
0- 2	0- 0		0- 0		HOME	0- 1		0- 1		0- 0	
0- 5	0- 2		0- 1		AWAY	0- 2		0- 0		0- 0	
0- 0	0- 0		0- 0		NEUTRAL	0- 0		0- 0		0- 0	

RPI	S	Opponent	Score	RPI	S	Opponent	Score	RPI	S	Opponent	Score	RPI	S	Opponent	Score	Team's RPI: 136
5	A	Oregon	83 94	33	A	Stanford	45 71	52	A	Washington St.	75 78	111	H	Colorado	61 66	
7	A	Ohio St.	76 85					56	N	Creighton	67 64	132	H	BYU	80 72	
9	N	Texas	68 92					73	A	Oregon St.	63 75	151	H	Idaho St.	59 79	
24	A	Cal i forni a	60 69					76	H	Utah	65 74	174	A	Boise St.	62 85	
								80	N	North Carolina	78 90	202	A	Idaho	81 69	
												220	H	Seattle U	84 76	
												243	H	Grand Canyon	79 65	
												323	H	Portland	93 67	

LAST 12 Division I GAMES:																
24	A	Cal i forni a	60 69	52	A	Washington St.	75 78									
111	H	Colorado	61 66	33	A	Stanford	45 71									
76	H	Utah	65 74	80	N	North Carolina	78 90									
5	A	Oregon	83 94	243	H	Grand Canyon	79 65									
73	A	Oregon St.	63 75	174	A	Boise St.	62 85									
220	H	Seattle U	84 76	323	H	Portland	93 67									

Non-Div I Games:

Washington

Average RPI Win:	121	WON-LOST	WINNING	LAST 10	STRENGTH OF	OPP. STRENGTH	TEAM	ADJ.	CONF.	ADJ CONF.
Average RPI Loss:	52	RECORD	PCT. RANK	GAMES	SCHEDULE	OF SCHEDULE	RPI	RPI	RPI	RPI
DIV. I ONLY	9- 10	185	4- 6	7	30	52	52	4	4	
DIV. I NON-CONF.	7- 5	132	4- 1	7	51	33	33	3	3	

TOTALS	RPI 1-25	RPI 26-50	W-L RECORDS	RPI 51-100	RPI 101-150	RPI 150+				
9- 10	1- 3	0- 1	OVERALL	1- 5	4- 1	3- 0				
4- 3	0- 0	0- 0	HOME	0- 2	3- 1	1- 0				
3- 6	0- 2	0- 1	AWAY	1- 3	0- 0	2- 0				
2- 1	1- 1	0- 0	NEUTRAL	0- 0	1- 0	0- 0				
7- 5	1- 1	0- 0	NON-CONFERENCE	1- 3	2- 1	3- 0				
2- 2	0- 0	0- 0	HOME	0- 1	1- 1	1- 0				
3- 2	0- 0	0- 0	AWAY	1- 2	0- 0	2- 0				
2- 1	1- 1	0- 0	NEUTRAL	0- 0	1- 0	0- 0				
2- 5	0- 2	0- 1	CONFERENCE	0- 2	2- 0	0- 0				
2- 1	0- 0	0- 0	HOME	0- 1	2- 0	0- 0				
0- 4	0- 2	0- 1	AWAY	0- 1	0- 0	0- 0				
0- 0	0- 0	0- 0	NEUTRAL	0- 0	0- 0	0- 0				

RPI 1-25				RPI 26-50				RPI 51-100				RPI 101+			
RPI	S	Opponent	Score	RPI	S	Opponent	Score	RPI	S	Opponent	Score	RPI	S	Opponent	Score
5	A	Oregon	56 89	33	A	Stanford	57 70	57	A	UC Davis	76 91	107	H	Kentucky	68 73
10	N	Rutgers	63 60					60	A	Saint Mary's (CA)	75 81	111	H	Colorado	89 75
22	N	South Fla.	45 82					64	H	Gonzaga	56 64	115	H	Saint Louis	85 63
24	A	California	60 66					72	A	Nebraska	73 61	136	H	Washington	78 75
								73	A	Oregon St.	53 71	146	N	ETSU	80 76
								76	H	Utah	79 81	151	H	Idaho St.	72 55
												174	A	Boise St.	61 53
												175	A	San Francisco	74 70

Team's RPI: 52															
LAST 12 Division I GAMES:															
				33	A	Stanford	57 70	136	H	Washington	78 75				
				76	H	Utah	79 81	24	A	California	60 66				
				111	H	Colorado	89 75	174	A	Boise St.	61 53				
				73	A	Oregon St.	53 71	64	H	Gonzaga	56 64				
				5	A	Oregon	56 89	115	H	Saint Louis	85 63				
				72	A	Nebraska	73 61	151	H	Idaho St.	72 55				

Non-Div I Games:

Washington St.

Average RPI Win:	232	WON-LOST	WINNING	LAST 10	STRENGTH OF	OPP. STRENGTH	TEAM	ADJ.	CONF.	ADJ CONF.
Average RPI Loss:	149	RECORD	PCT. RANK	GAMES	SCHEDULE	OF SCHEDULE	RPI	RPI	RPI	RPI
DIV. I ONLY	10- 4	70	7- 3	307	160	131	131	19	19	
DIV. I NON-CONF.	6- 3	87	5- 2	321	135	183	183	16	16	
<hr/>										
TOTALS	RPI 1-25	RPI 26-50	W-L RECORDS	RPI 51-100	RPI 101-150	RPI 150+				
10- 4	0- 1	1- 0	OVERALL	0- 1	0- 0	9- 2				
6- 1	0- 0	1- 0	HOME	0- 1	0- 0	5- 0				
4- 3	0- 1	0- 0	AWAY	0- 0	0- 0	4- 2				
0- 0	0- 0	0- 0	NEUTRAL	0- 0	0- 0	0- 0				
6- 3	0- 1	0- 0	NON-CONFERENCE	0- 1	0- 0	6- 1				
4- 1	0- 0	0- 0	HOME	0- 1	0- 0	4- 0				
2- 2	0- 1	0- 0	AWAY	0- 0	0- 0	2- 1				
0- 0	0- 0	0- 0	NEUTRAL	0- 0	0- 0	0- 0				
4- 1	0- 0	1- 0	CONFERENCE	0- 0	0- 0	3- 1				
2- 0	0- 0	1- 0	HOME	0- 0	0- 0	1- 0				
2- 1	0- 0	0- 0	AWAY	0- 0	0- 0	2- 1				
0- 0	0- 0	0- 0	NEUTRAL	0- 0	0- 0	0- 0				

RPI 1-25				RPI 26-50				RPI 51-100				RPI 101+				Team's RPI: 131
RPI	S	Opponent	Score	RPI	S	Opponent	Score	RPI	S	Opponent	Score	RPI	S	Opponent	Score	
5	A	Oregon	87 114	38	H	Northern Colo.	82 73	76	H	Utah	58 85	151	A	Idaho St.	76 70	
												185	H	North Dakota	80 69	
												190	A	Fresno St.	78 81	
												200	H	Pepperdine	71 61	
												236	A	CSUN	64 61	
												273	H	Incarnate Word	79 55	
												296	A	Southern Utah	77 64	
												305	H	Utah Valley	75 57	
												309	H	Air Force	62 52	
												323	A	Portland	91 70	
												324	A	Northern Ariz.	75 76	
<hr/>																
LAST 12 Division I GAMES:																
296	A	Southern Utah	77 64	185	H	North Dakota	80 69									
324	A	Northern Ariz.	75 76	38	H	Northern Colo.	82 73									
151	A	Idaho St.	76 70	200	H	Pepperdine	71 61									
190	A	Fresno St.	78 81	5	A	Oregon	87 114									
323	A	Portland	91 70	236	A	CSUN	64 61									
309	H	Air Force	62 52	273	H	Incarnate Word	79 55									

Non-Div I Games: Westminster (UT) 64 58 Antelope Valley 80 70

Weber St.

Average RPI Win:	168	WON-LOST	WINNING	LAST 10	STRENGTH OF	OPP. STRENGTH	TEAM	ADJ.	CONF.	ADJ CONF.
Average RPI Loss:	49	RECORD	PCT. RANK	GAMES	SCHEDULE	OF SCHEDULE	RPI	RPI	RPI	RPI
DIV. I ONLY	15- 4	32	6- 4	51	88	37	37	5	5	
DIV. I NON-CONF.	12- 0	1	5- 0	159	169	19	19	6	6	

TOTALS	RPI 1-25	RPI 26-50	W-L RECORDS	RPI 51-100	RPI 101-150	RPI 150+				
15- 4	1- 1	0- 1	OVERALL	4- 2	1- 0	9- 0				
8- 2	0- 0	0- 0	HOME	0- 2	0- 0	8- 0				
3- 2	1- 1	0- 1	AWAY	1- 0	1- 0	0- 0				
4- 0	0- 0	0- 0	NEUTRAL	3- 0	0- 0	1- 0				
12- 0	1- 0	0- 0	NON-CONFERENCE	3- 0	0- 0	8- 0				
7- 0	0- 0	0- 0	HOME	0- 0	0- 0	7- 0				
1- 0	1- 0	0- 0	AWAY	0- 0	0- 0	0- 0				
4- 0	0- 0	0- 0	NEUTRAL	3- 0	0- 0	1- 0				
3- 4	0- 1	0- 1	CONFERENCE	1- 2	1- 0	1- 0				
1- 2	0- 0	0- 0	HOME	0- 2	0- 0	1- 0				
2- 2	0- 1	0- 1	AWAY	1- 0	1- 0	0- 0				
0- 0	0- 0	0- 0	NEUTRAL	0- 0	0- 0	0- 0				

RPI 1-25				RPI 26-50				Team's RPI: 37				RPI 51-100				RPI 101+							
RPI	S	Opponent	Score	RPI	S	Opponent	Score	RPI	S	Opponent	Score	RPI	S	Opponent	Score	RPI	S	Opponent	Score				
9	A	Texas	58 79	43	A	Oklahoma St.	73 79	54	N	Virginia Tech	79 61	119	A	Kansas	74 54								
15	A	Texas A&M	70 56					61	N	Drexel	75 42	153	H	Iowa St.	57 49								
								68	H	Kansas St.	52 60	171	H	Pittsburgh	73 52								
								75	A	TCU	87 82	214	N	Radford	75 55								
								75	H	TCU	74 76	218	H	Morehead St.	66 56								
								79	N	Butler	75 68	223	H	North Florida	87 59								
												251	H	Morgan St.	84 41								
												271	H	Sacramento St.	101 47								
												303	H	Central Conn. St.	102 52								
												315	H	Coppin St.	101 43								

LAST 12 Division I GAMES:																							
119	A	Kansas	74 54	43	A	Oklahoma St.	73 79	54	A	TCU	74 76	251	H	Morgan St.	84 41								
153	H	Iowa St.	57 49	75	H	TCU	74 76	61	N	Drexel	75 42	214	N	Radford	75 55								
68	H	Kansas St.	52 60	251	H	Morgan St.	84 41	79	N	Butler	75 68	315	H	Coppin St.	101 43								
9	A	Texas	58 79	214	N	Radford	75 55	171	H	Pittsburgh	73 52												
75	A	TCU	87 82	315	H	Coppin St.	101 43																
218	H	Morehead St.	66 56	171	H	Pittsburgh	73 52																

Non-Div I Games:

West Virginia

Average RPI Win:	235	WON-LOST	WINNING	LAST 10	STRENGTH OF	OPP. STRENGTH	TEAM	ADJ.	CONF.	ADJ CONF.
Average RPI Loss:	194	RECORD	PCT. RANK	GAMES	SCHEDULE	OF SCHEDULE	RPI	RPI	RPI	RPI
DIV. I ONLY	2- 15	329	1- 8	213	324	326	326	17	17	
DIV. I NON-CONF.	2- 11	305	1- 6	238	335	332	332	15	15	

TOTALS	RPI 1-25	RPI 26-50	W-L RECORDS	RPI 51-100	RPI 101-150	RPI 150+				
2- 15	0- 2	0- 0	OVERALL	0- 1	0- 2	2- 10				
2- 5	0- 0	0- 0	HOME	0- 0	0- 0	2- 5				
0- 10	0- 2	0- 0	AWAY	0- 1	0- 2	0- 5				
0- 0	0- 0	0- 0	NEUTRAL	0- 0	0- 0	0- 0				
2- 11	0- 2	0- 0	NON-CONFERENCE	0- 0	0- 1	2- 8				
2- 3	0- 0	0- 0	HOME	0- 0	0- 0	2- 3				
0- 8	0- 2	0- 0	AWAY	0- 0	0- 1	0- 5				
0- 0	0- 0	0- 0	NEUTRAL	0- 0	0- 0	0- 0				
0- 4	0- 0	0- 0	CONFERENCE	0- 1	0- 1	0- 2				
0- 2	0- 0	0- 0	HOME	0- 0	0- 0	0- 2				
0- 2	0- 0	0- 0	AWAY	0- 1	0- 1	0- 0				
0- 0	0- 0	0- 0	NEUTRAL	0- 0	0- 0	0- 0				

RPI 1-25				RPI 26-50				RPI 51-100				RPI 101+				Team's RPI: 326
RPI	S	Opponent	Score	RPI	S	Opponent	Score	RPI	S	Opponent	Score	RPI	S	Opponent	Score	
13	A	South Carolina	43 101					90	A	Chattanooga	32 47	104	A	High Point	69 75	
21	A	Georgia	50 76									146	A	ETSU	50 66	
												155	H	Davidsen	57 70	
												165	H	Furman	59 68	
												182	A	Gardner-Webb	67 70	
												214	H	Radford	39 27	
												252	A	UT Martin	54 62	
												255	H	UNC Asheville	62 52	
												264	A	N. C. A&T	59 68	
												269	A	Campbell	51 58	
												276	H	Wofford	48 54	
												297	H	Eastern Ky.	59 62	
												332	H	Florida A&M	63 80	
												340	A	South Carolina St.	45 75	

LAST 12 Division I GAMES:																
				90	A	Chattanooga	32 47	276	H	Wofford	48 54					
				146	A	ETSU	50 66	165	H	Furman	59 68					
				182	A	Gardner-Webb	67 70	214	H	Radford	39 27					
				104	A	High Point	69 75	269	A	Campbell	51 58					
				264	A	N. C. A&T	59 68	332	H	Florida A&M	63 80					
				340	A	South Carolina St.	45 75	13	A	South Carolina	43 101					

Non-Div I Games: Brevard 79 34

Western Caro.

Average RPI Win:	226	WON-LOST	WINNING	LAST 10	STRENGTH OF	OPP. STRENGTH	TEAM	ADJ.	CONF.	ADJ CONF.
Average RPI Loss:	108	RECORD	PCT. RANK	GAMES	SCHEDULE	OF SCHEDULE	RPI	RPI	RPI	RPI
DIV. I ONLY	11- 5	77	7- 3	264	161	114	114	14	14	
DIV. I NON-CONF.	8- 4	87	5- 3	284	112	123	123	14	14	

TOTALS	RPI 1-25	RPI 26-50	W-L RECORDS	RPI 51-100	RPI 101-150	RPI 150+				
11- 5	0- 0	1- 0	OVERALL	0- 3	0- 1	10- 1				
4- 2	0- 0	0- 0	HOME	0- 2	0- 0	4- 0				
7- 3	0- 0	1- 0	AWAY	0- 1	0- 1	6- 1				
0- 0	0- 0	0- 0	NEUTRAL	0- 0	0- 0	0- 0				
8- 4	0- 0	1- 0	NON-CONFERENCE	0- 2	0- 1	7- 1				
3- 1	0- 0	0- 0	HOME	0- 1	0- 0	3- 0				
5- 3	0- 0	1- 0	AWAY	0- 1	0- 1	4- 1				
0- 0	0- 0	0- 0	NEUTRAL	0- 0	0- 0	0- 0				
3- 1	0- 0	0- 0	CONFERENCE	0- 1	0- 0	3- 0				
1- 1	0- 0	0- 0	HOME	0- 1	0- 0	1- 0				
2- 0	0- 0	0- 0	AWAY	0- 0	0- 0	2- 0				
0- 0	0- 0	0- 0	NEUTRAL	0- 0	0- 0	0- 0				

RPI	S	Opponent	Score	RPI	S	Opponent	Score	RPI	S	Opponent	Score	RPI	S	Opponent	Score	Team's RPI: 114
33	A	Stanford	71 64	64	A	Gonzaga	65 80	113	A	Northern Ill.	94 96					
				89	H	Milwaukee	67 77	154	A	Illinois	77 67					
				95	H	South Dakota	58 82	176	A	Wichita St.	78 65					
								180	A	Bradley	80 87					
								199	H	Oral Roberts	56 49					
								209	H	Southeast Mo. St.	87 59					
								225	A	Omaha	90 51					
								242	A	Austin Peay	81 68					
								281	H	UMKC	90 71					
								295	A	Fort Wayne	100 64					
								336	A	Chicago St.	83 45					
								336	H	Chicago St.	71 54					
LAST 12 Division I GAMES:																
95	H	South Dakota	58 82	225	A	Omaha	90 51									
295	A	Fort Wayne	100 64	199	H	Oral Roberts	56 49									
180	A	Bradley	80 87	209	H	Southeast Mo. St.	87 59									
64	A	Gonzaga	65 80	176	A	Wichita St.	78 65									
33	A	Stanford	71 64	336	H	Chicago St.	71 54									
242	A	Austin Peay	81 68	89	H	Milwaukee	67 77									

Non-Div I Games: Illinois Col. 122 40 William Woods 96 57

Western Ill.

Average RPI Win:	189	WON-LOST	WINNING	LAST 10	STRENGTH OF	OPP. STRENGTH	TEAM	ADJ.	CONF.	ADJ CONF.
Average RPI Loss:	46	RECORD	PCT. RANK	GAMES	SCHEDULE	OF SCHEDULE	RPI	RPI	RPI	RPI
DIV. I ONLY	11- 5	77	7- 2	53	97	49	49	18	18	
DIV. I NON-CONF.	8- 4	87	6- 1	62	40	47	47	19	19	

TOTALS	RPI 1-25	RPI 26-50	W-L RECORDS	RPI 51-100	RPI 101-150	RPI 150+				
11- 5	1- 1	0- 2	OVERALL	2- 2	1- 0	7- 0				
5- 1	0- 1	0- 0	HOME	0- 0	1- 0	4- 0				
2- 4	0- 0	0- 2	AWAY	0- 2	0- 0	2- 0				
4- 0	1- 0	0- 0	NEUTRAL	2- 0	0- 0	1- 0				
8- 4	1- 1	0- 2	NON-CONFERENCE	2- 1	0- 0	5- 0				
2- 1	0- 1	0- 0	HOME	0- 0	0- 0	2- 0				
2- 3	0- 0	0- 2	AWAY	0- 1	0- 0	2- 0				
4- 0	1- 0	0- 0	NEUTRAL	2- 0	0- 0	1- 0				
3- 1	0- 0	0- 0	CONFERENCE	0- 1	1- 0	2- 0				
3- 0	0- 0	0- 0	HOME	0- 0	1- 0	2- 0				
0- 1	0- 0	0- 0	AWAY	0- 1	0- 0	0- 0				
0- 0	0- 0	0- 0	NEUTRAL	0- 0	0- 0	0- 0				

RPI 1-25				RPI 26-50				Team's RPI: 49				RPI 51-100				RPI 101+			
RPI	S	Opponent	Score	RPI	S	Opponent	Score	RPI	S	Opponent	Score	RPI	S	Opponent	Score	RPI	S	Opponent	Score
2	H	Notre Dame	65 78	31	A	Iowa	97 104	53	N	Toledo	70 56	109	H	Middle Tenn.	57 43				
14	N	Missouri	79 76	39	A	Ball St.	81 93	69	N	Mercer	67 62	166	A	Southern Ill.	75 49				
								78	A	Indiana	71 73	172	N	Stetson	66 58				
								81	A	UAB	61 79	205	H	Southern Miss.	81 60				
												286	H	FIU	101 47				
												312	A	Georgia St.	74 63				
												344	H	Mississippi Val.	87 48				
												347	H	Evansville	92 54				

LAST 12 Division I GAMES:																			
205	H	Southern Miss.	81 60	81	A	UAB	61 79	286	H	FIU	101 47	166	A	Southern Ill.	75 49				
109	H	Middle Tenn.	57 43	39	A	Ball St.	81 93	347	H	Evansville	92 54	312	A	Georgia St.	74 63				
53	N	Toledo	70 56	172	N	Stetson	66 58	344	H	Mississippi Val.	87 48	69	N	Mercer	67 62				
344	H	Mississippi Val.	87 48																

Non-Div I Games: Lee 88 64

Western Ky.

Average RPI Win:	191	WON-LOST	WINNING	LAST 10	STRENGTH OF	OPP. STRENGTH	TEAM	ADJ.	CONF.	ADJ CONF.
Average RPI Loss:	60	RECORD	PCT. RANK	GAMES	SCHEDULE	OF SCHEDULE	RPI	RPI	RPI	RPI
DIV. I ONLY	7- 8	196	4- 4	56	56	93	93	7	7	
DIV. I NON-CONF.	4- 5	202	2- 1	66	29	85	85	8	8	

TOTALS	RPI 1-25	RPI 26-50	W-L RECORDS	RPI 51-100	RPI 101-150	RPI 150+				
7- 8	0- 1	0- 4	OVERALL	0- 2	4- 0	3- 1				
3- 1	0- 0	0- 0	HOME	0- 1	2- 0	1- 0				
3- 5	0- 0	0- 3	AWAY	0- 1	1- 0	2- 1				
1- 2	0- 1	0- 1	NEUTRAL	0- 0	1- 0	0- 0				
4- 5	0- 1	0- 3	NON-CONFERENCE	0- 1	1- 0	3- 0				
1- 0	0- 0	0- 0	HOME	0- 0	0- 0	1- 0				
2- 3	0- 0	0- 2	AWAY	0- 1	0- 0	2- 0				
1- 2	0- 1	0- 1	NEUTRAL	0- 0	1- 0	0- 0				
3- 3	0- 0	0- 1	CONFERENCE	0- 1	3- 0	0- 1				
2- 1	0- 0	0- 0	HOME	0- 1	2- 0	0- 0				
1- 2	0- 0	0- 1	AWAY	0- 0	1- 0	0- 1				
0- 0	0- 0	0- 0	NEUTRAL	0- 0	0- 0	0- 0				

RPI 1-25				RPI 26-50				RPI 51-100				Team's RPI: 93	RPI 101+			
RPI	S	Opponent	Score	RPI	S	Opponent	Score	RPI	S	Opponent	Score		RPI	S	Opponent	Score
10	N	Rutgers	64 75	27	A	Buffalo	49 71	58	A	New Mexico	76 88		113	H	Northern Ill.	88 83
				30	A	Michigan St.	62 65	84	H	Ohio	54 69		125	H	Bowling Green	67 58
				31	A	Iowa	56 79						126	A	Kent St.	66 61
				34	N	St. John's (NY)	48 76						146	N	ETSU	87 79
													208	A	Eastern Mich.	67 69
													254	A	New Mexico St.	64 55
													284	A	Loyola Chicago	65 47
													287	H	Detroit Mercy	74 62

LAST 12 Division I GAMES:																
113	H	Northern Ill.	88 83	208	A	Eastern Mich.	67 69	84	H	Ohio	54 69		146	N	ETSU	87 79
126	A	Kent St.	66 61										10	N	Rutgers	64 75
27	A	Buffalo	49 71										34	N	St. John's (NY)	48 76
125	H	Bowling Green	67 58										31	A	Iowa	56 79
287	H	Detroit Mercy	74 62													
30	A	Michigan St.	62 65													

Non-Div I Games: Goshen 87 36 Kentucky St. 85 50 Olivet 86 37

Western Mich.

Average RPI Win:	213	WON-LOST	WINNING	LAST 10	STRENGTH OF	OPP. STRENGTH	TEAM	ADJ.	CONF.	ADJ CONF.
Average RPI Loss:	80	RECORD	PCT. RANK	GAMES	SCHEDULE	OF SCHEDULE	RPI	RPI	RPI	RPI
DIV. I ONLY	8- 12	230	6- 4	95	77	176	176	8	8	
DIV. I NON-CONF.	5- 9	238	3- 3	95	99	202	202	7	7	

TOTALS	RPI 1-25	RPI 26-50	W-L RECORDS	RPI 51-100	RPI 101-150	RPI 150+				
8- 12	0- 1	0- 3	OVERALL	0- 4	2- 2	6- 2				
6- 3	0- 0	0- 0	HOME	0- 1	1- 1	5- 1				
1- 8	0- 1	0- 3	AWAY	0- 3	1- 1	0- 0				
1- 1	0- 0	0- 0	NEUTRAL	0- 0	0- 0	1- 1				
5- 9	0- 1	0- 2	NON-CONFERENCE	0- 3	1- 2	4- 1				
4- 2	0- 0	0- 0	HOME	0- 1	1- 1	3- 0				
0- 6	0- 1	0- 2	AWAY	0- 2	0- 1	0- 0				
1- 1	0- 0	0- 0	NEUTRAL	0- 0	0- 0	1- 1				
3- 3	0- 0	0- 1	CONFERENCE	0- 1	1- 0	2- 1				
2- 1	0- 0	0- 0	HOME	0- 0	0- 0	2- 1				
1- 2	0- 0	0- 1	AWAY	0- 1	1- 0	0- 0				
0- 0	0- 0	0- 0	NEUTRAL	0- 0	0- 0	0- 0				

RPI 1-25				RPI 26-50				RPI 51-100				RPI 101+ Team's RPI: 176			
RPI	S	Opponent	Score	RPI	S	Opponent	Score	RPI	S	Opponent	Score	RPI	S	Opponent	Score
8	A	Tennessee	56 68	36	A	South Dakota St.	64 96	55	A	UCF	53 59	114	H	Western Ill.	65 78
				42	A	Houston	55 73	56	A	Creighton	61 66	117	A	Missouri St.	71 94
				43	A	Oklahoma St.	67 91	58	A	New Mexico	62 76	117	H	Missouri St.	72 58
								95	H	South Dakota	48 62	120	A	Tulane	64 56
												154	N	Illinois	67 68
												157	H	Memphis	69 61
												177	H	Tulsa	62 67
												196	N	UC Irvine	76 53
												204	H	SMU	66 43
												281	H	UMKC	72 63
												289	H	Alcorn	87 46
												336	H	Chicago St.	66 63

LAST 12 Division I GAMES:															
				157	H	Memphis	69 61	204	H	SMU	66 43				
				55	A	UCF	53 59	120	A	Tulane	64 56				
				42	A	Houston	55 73	336	H	Chicago St.	66 63				
				177	H	Tulsa	62 67	281	H	UMKC	72 63				
				36	A	South Dakota St.	64 96	117	A	Missouri St.	71 94				
				289	H	Alcorn	87 46	114	H	Western Ill.	65 78				

Non-Div I Games:

Wichita St.

Average RPI Win:	226	WON-LOST	WINNING	LAST 10	STRENGTH OF	OPP. STRENGTH	TEAM	ADJ.	CONF.	ADJ CONF.
Average RPI Loss:	140	RECORD	PCT. RANK	GAMES	SCHEDULE	OF SCHEDULE	RPI	RPI	RPI	RPI
DIV. I ONLY	12- 4	51	7- 3	290	163	134	134	10	10	
DIV. I NON-CONF.	9- 2	34	6- 1	315	167	117	117	11	11	

TOTALS	RPI 1-25	RPI 26-50	W-L RECORDS	RPI 51-100	RPI 101-150	RPI 150+				
12- 4	0- 0	0- 1	OVERALL	1- 1	1- 0	10- 2				
6- 3	0- 0	0- 0	HOME	1- 1	0- 0	5- 2				
6- 1	0- 0	0- 1	AWAY	0- 0	1- 0	5- 0				
0- 0	0- 0	0- 0	NEUTRAL	0- 0	0- 0	0- 0				
9- 2	0- 0	0- 1	NON-CONFERENCE	0- 0	1- 0	8- 1				
5- 1	0- 0	0- 0	HOME	0- 0	0- 0	5- 1				
4- 1	0- 0	0- 1	AWAY	0- 0	1- 0	3- 0				
0- 0	0- 0	0- 0	NEUTRAL	0- 0	0- 0	0- 0				
3- 2	0- 0	0- 0	CONFERENCE	1- 1	0- 0	2- 1				
1- 2	0- 0	0- 0	HOME	1- 1	0- 0	0- 1				
2- 0	0- 0	0- 0	AWAY	0- 0	0- 0	2- 0				
0- 0	0- 0	0- 0	NEUTRAL	0- 0	0- 0	0- 0				

RPI 1-25				RPI 26-50				RPI 51-100				RPI 101+ Team's RPI: 134			
RPI	S	Opponent	Score	RPI	S	Opponent	Score	RPI	S	Opponent	Score	RPI	S	Opponent	Score
				34	A	St. John's (NY)	81 92	61	H	Drexel	58 65	141	A	Saint Francis (PA)	92 86
								82	H	El on	81 75	155	H	Davidson	73 55
												186	H	Norfolk St.	74 80
												227	A	Col. of Charleston	68 54
												228	A	Richmond	78 64
												233	A	Howard	83 71
												235	H	Loyola Maryland	70 49
												253	A	East Carolina	71 65
												268	A	UNCW	66 53
												277	H	Fairfield	57 47
												279	H	Towson	66 67
												293	H	USC Upstate	83 63
												320	H	Old Dominion	75 58
LAST 12 Division I GAMES:															
61	H	Drexel	58 65	82	H	El on	81 75	279	H	Towson	66 67	141	A	Saint Francis (PA)	92 86
268	A	UNCW	66 53	279	H	Towson	66 67	228	A	Richmond	78 64	155	H	Davidson	73 55
227	A	Col. of Charleston	68 54	228	A	Richmond	78 64	235	H	Loyola Maryland	70 49	186	H	Norfolk St.	74 80
186	H	Norfolk St.	74 80	235	H	Loyola Maryland	70 49	253	A	East Carolina	71 65	320	H	Old Dominion	75 58
320	H	Old Dominion	75 58	253	A	East Carolina	71 65	268	A	UNCW	66 53	293	H	USC Upstate	83 63
293	H	USC Upstate	83 63	268	A	UNCW	66 53	277	H	Fairfield	57 47	320	H	Old Dominion	75 58

Non-Div I Games:

William & Mary

Average RPI Win:	0	WON-LOST	WINNING	LAST 10	STRENGTH OF	OPP. STRENGTH	TEAM	ADJ.	CONF.	ADJ CONF.
Average RPI Loss:	196	RECORD	PCT. RANK	GAMES	SCHEDULE	OF SCHEDULE	RPI	RPI	RPI	RPI
DIV. I ONLY	0- 15	345	0- 10	221	331	343	343	28	28	
DIV. I NON-CONF.	0- 10	337	0- 7	235	302	343	343	29	29	

TOTALS	RPI 1-25	RPI 26-50	W-L RECORDS	RPI 51-100	RPI 101-150	RPI 150+				
0- 15	0- 1	0- 0	OVERALL	0- 3	0- 3	0- 8				
0- 6	0- 0	0- 0	HOME	0- 1	0- 2	0- 3				
0- 9	0- 1	0- 0	AWAY	0- 2	0- 1	0- 5				
0- 0	0- 0	0- 0	NEUTRAL	0- 0	0- 0	0- 0				
0- 10	0- 1	0- 0	NON-CONFERENCE	0- 3	0- 1	0- 5				
0- 4	0- 0	0- 0	HOME	0- 1	0- 1	0- 2				
0- 6	0- 1	0- 0	AWAY	0- 2	0- 0	0- 3				
0- 0	0- 0	0- 0	NEUTRAL	0- 0	0- 0	0- 0				
0- 5	0- 0	0- 0	CONFERENCE	0- 0	0- 2	0- 3				
0- 2	0- 0	0- 0	HOME	0- 0	0- 1	0- 1				
0- 3	0- 0	0- 0	AWAY	0- 0	0- 1	0- 2				
0- 0	0- 0	0- 0	NEUTRAL	0- 0	0- 0	0- 0				

RPI 1-25				RPI 26-50				RPI 51-100				RPI 101+				Team's RPI: 343
RPI	S	Opponent	Score	RPI	S	Opponent	Score	RPI	S	Opponent	Score	RPI	S	Opponent	Score	
17	A	Duke	30 101					69	A	Mercer	45 93	104	H	High Point	58 79	
								70	H	Duquesne	54 81	145	A	Liberty	37 63	
								82	A	El on	37 98	146	H	ETSU	63 74	
												214	A	Radford	52 78	
												234	A	Akron	43 69	
												269	H	Campbel l	48 72	
												276	H	Wofford	68 73	
												318	A	Tennessee Tech	41 70	
												321	A	Marshall l	40 70	
												334	A	Charleston So.	45 81	
												340	H	South Carolina St.	37 65	
LAST 12 Division I GAMES:																
145	A	Liberty	37 63	334	A	Charleston So.	45 81									
269	H	Campbel l	48 72	104	H	High Point	58 79									
214	A	Radford	52 78	276	H	Wofford	68 73									
318	A	Tennessee Tech	41 70	146	H	ETSU	63 74									
69	A	Mercer	45 93	321	A	Marshall l	40 70									
17	A	Duke	30 101	234	A	Akron	43 69									

Non-Div I Games: N. C. Wesleyan 94 50

Winthrop

W
i
s
c
o
n
s
i
n

Wisconsin				Through Games Of Jan. 17, 2018							
Average RPI	Win:	219	WON-LOST	WINNING	LAST 10	STRENGTH OF	OPP. STRENGTH	TEAM	ADJ.	CONF.	ADJ CONF.
Average RPI	Loss:	57	RECORD	PCT. RANK	GAMES	SCHEDULE	OF SCHEDULE	RPI	RPI	RPI	RPI
DIV. I ONLY			7- 12	247	2- 8	74	38	188	188	3	3
DIV. I NON-CONF.			7- 6	165	3- 3	170	49	148	148	4	4

TOTALS	RPI 1-25			RPI 26-50		W-L RECORDS	RPI 51-100	RPI 101-150		RPI 150+	
7- 12	0- 4			0- 3		OVERALL	0- 4	1- 0		6- 1	
5- 6	0- 2			0- 2		HOME	0- 2	0- 0		5- 0	
1- 5	0- 1			0- 1		AWAY	0- 2	0- 0		1- 1	
1- 1	0- 1			0- 0		NEUTRAL	0- 0	1- 0		0- 0	
7- 6	0- 3			0- 0		NON-CONFERENCE	0- 3	1- 0		6- 0	
5- 2	0- 1			0- 0		HOME	0- 1	0- 0		5- 0	
1- 3	0- 1			0- 0		AWAY	0- 2	0- 0		1- 0	
1- 1	0- 1			0- 0		NEUTRAL	0- 0	1- 0		0- 0	
0- 6	0- 1			0- 3		CONFERENCE	0- 1	0- 0		0- 1	
0- 4	0- 1			0- 2		HOME	0- 1	0- 0		0- 0	
0- 2	0- 0			0- 1		AWAY	0- 0	0- 0		0- 1	
0- 0	0- 0			0- 0		NEUTRAL	0- 0	0- 0		0- 0	

RPI 1-25				RPI 26-50				RPI 51-100				RPI 101+ Team's RPI: 188			
RPI	S	Opponent	Score	RPI	S	Opponent	Score	RPI	S	Opponent	Score	RPI	S	Opponent	Score
12	H	Green Bay	34 67	31	H	Iowa	46 56	79	A	Butler	62 69	124	N	Vanderbilt	73 71
16	A	Marquette	65 88	35	H	Maryland	44 71	83	H	Penn St.	62 69	161	A	Northwestern	60 69
19	N	Syracuse	74 77	44	A	Purdue	35 57	89	H	Milwaukee	64 67	171	A	Pittsburgh	58 57
25	H	Michigan	57 80					91	A	George Washington	46 61	178	H	La Salle	71 60
												195	H	Charlotte	80 66
												207	H	Southern U.	77 74
												310	H	UTRGV	82 54
												346	H	Savannah St.	82 24

LAST 12 Division I GAMES:															
35	H	Maryland	44 71	83	H	Penn St.	62 69	161	A	Northwestern	60 69				
25	H	Michigan	57 80					79	A	Butler	62 69				
44	A	Purdue	35 57					310	H	UTRGV	82 54				
31	H	Iowa	46 56					16	A	Marquette	65 88				
89	H	Milwaukee	64 67					178	H	La Salle	71 60				
346	H	Savannah St.	82 24												

W
i
s
c
o
n
s
i
n

Non-Div I Games:

Wisconsin

Average RPI Win:	273	WON-LOST	WINNING	LAST 10	STRENGTH OF	OPP. STRENGTH	TEAM	ADJ.	CONF.	ADJ CONF.
Average RPI Loss:	186	RECORD	PCT. RANK	GAMES	SCHEDULE	OF SCHEDULE	RPI	RPI	RPI	RPI

DIV. I ONLY	6- 10	241	3- 6	297	247	276	276	17	17
DIV. I NON-CONF.	4- 8	239	2- 5	296	294	297	297	15	15

TOTALS	RPI 1-25	RPI 26-50	W-L RECORDS	RPI 51-100	RPI 101-150	RPI 150+			
6- 10	0- 2	0- 0	OVERALL	0- 1	0- 0	6- 7			
4- 4	0- 0	0- 0	HOME	0- 1	0- 0	4- 3			
2- 6	0- 2	0- 0	AWAY	0- 0	0- 0	2- 4			
0- 0	0- 0	0- 0	NEUTRAL	0- 0	0- 0	0- 0			
4- 8	0- 2	0- 0	NON-CONFERENCE	0- 0	0- 0	4- 6			
3- 3	0- 0	0- 0	HOME	0- 0	0- 0	3- 3			
1- 5	0- 2	0- 0	AWAY	0- 0	0- 0	1- 3			
0- 0	0- 0	0- 0	NEUTRAL	0- 0	0- 0	0- 0			
2- 2	0- 0	0- 0	CONFERENCE	0- 1	0- 0	2- 1			
1- 1	0- 0	0- 0	HOME	0- 1	0- 0	1- 0			
1- 1	0- 0	0- 0	AWAY	0- 0	0- 0	1- 1			
0- 0	0- 0	0- 0	NEUTRAL	0- 0	0- 0	0- 0			

RPI 1-25				RPI 26-50				RPI 51-100				RPI 101+ Team's RPI: 276			
RPI	S	Opponent	Score	RPI	S	Opponent	Score	RPI	S	Opponent	Score	RPI	S	Opponent	Score
13	A	South Carolina	60 94					69	H	Mercer	46 71	169	H	Samford	58 46
21	A	Georgia	56 95									182	A	Gardner-Webb	55 73
												223	H	North Florida	69 57
												225	H	Omaha	60 64
												227	A	Col. of Charleston	51 59
												240	A	UNCG	51 66
												255	H	UNC Asheville	70 68
												268	H	UNCW	60 65
												283	A	Coastal Caro.	51 67
												322	H	N.C. Central	77 56
												326	A	Western Caro.	54 48
												334	H	Charleston So.	45 68
												343	A	Winthrop	73 68

LAST 12 Division I GAMES:															
169	H	Samford	58 46	326	A	Western Caro.	54 48								
69	H	Mercer	46 71	240	A	UNCG	51 66								
223	H	North Florida	69 57	268	H	UNCW	60 65								
334	H	Charleston So.	45 68	343	A	Winthrop	73 68								
283	A	Coastal Caro.	51 67	182	A	Gardner-Webb	55 73								
227	A	Col. of Charleston	51 59	255	H	UNC Asheville	70 68								

Non-Div I Games: Bob Jones 96 54 Brevard 85 46 Southern Wesleyan 104 57

Wofford

Average RPI Win:	221	WON-LOST	WINNING	LAST 10	STRENGTH OF	OPP. STRENGTH	TEAM	ADJ.	CONF.	ADJ CONF.
Average RPI Loss:	52	RECORD	PCT. RANK	GAMES	SCHEDULE	OF SCHEDULE	RPI	RPI	RPI	RPI
DIV. I ONLY	12- 4	51	7- 2	216	124	86	86	11	11	
DIV. I NON-CONF.	7- 3	74	4- 1	213	130	82	82	10	10	

TOTALS	RPI 1-25	RPI 26-50	W-L RECORDS	RPI 51-100	RPI 101-150	RPI 150+				
12- 4	0- 3	0- 0	OVERALL	2- 0	2- 0	8- 1				
5- 1	0- 1	0- 0	HOME	1- 0	0- 0	4- 0				
5- 2	0- 2	0- 0	AWAY	1- 0	2- 0	2- 0				
2- 1	0- 0	0- 0	NEUTRAL	0- 0	0- 0	2- 1				
7- 3	0- 2	0- 0	NON-CONFERENCE	1- 0	1- 0	5- 1				
3- 0	0- 0	0- 0	HOME	0- 0	0- 0	3- 0				
2- 2	0- 2	0- 0	AWAY	1- 0	1- 0	0- 0				
2- 1	0- 0	0- 0	NEUTRAL	0- 0	0- 0	2- 1				
5- 1	0- 1	0- 0	CONFERENCE	1- 0	1- 0	3- 0				
2- 1	0- 1	0- 0	HOME	1- 0	0- 0	1- 0				
3- 0	0- 0	0- 0	AWAY	0- 0	1- 0	2- 0				
0- 0	0- 0	0- 0	NEUTRAL	0- 0	0- 0	0- 0				

RPI 1-25				RPI 26-50				RPI 51-100				RPI 101+			
RPI	S	Opponent	Score	RPI	S	Opponent	Score	RPI	S	Opponent	Score	RPI	S	Opponent	Score
12	H	Green Bay	51 58					74	A	Bel mont	91 81	126	A	Kent St.	72 60
14	A	Missouri	80 82					89	H	Milwaukee	56 51	150	A	Oakland	77 57
21	A	Georgia	71 87									162	N	Providence	69 74
												172	N	Stetson	64 59
												228	N	Richmond	85 69
												262	H	Youngstown St.	73 50
												267	A	Northern Ky.	68 63
												287	A	Detroit Mercy	88 60
												318	H	Tennessee Tech	82 59
												336	H	Chicago St.	84 39
												337	H	Eastern Ill.	81 46

LAST 12 Division I GAMES:															
287	A	Detroit Mercy	88 60	262	H	Youngstown St.	73 50								
150	A	Oakland	77 57	267	A	Northern Ky.	68 63								
89	H	Milwaukee	56 51	126	A	Kent St.	72 60								
12	H	Green Bay	51 58	336	H	Chicago St.	84 39								
21	A	Georgia	71 87	318	H	Tennessee Tech	82 59								
74	A	Bel mont	91 81	228	N	Richmond	85 69								

Non-Div I Games: Northwestern Ohio 106 52 Cincinnati Christian 99 36

Wright St.

Average RPI Win: 170
 Average RPI Loss: 156

WON-LOST
 RECORD

WINNING
 PCT. RANK

LAST 10
 GAMES

STRENGTH OF
 SCHEDULE

OPP. STRENGTH
 OF SCHEDULE

TEAM
 RPI

ADJ.
 RPI

CONF.
 RPI

ADJ CONF.
 RPI

DIV. I ONLY	9- 5	95	6- 3	40	248	59	59	16	16
DIV. I NON-CONF.	5- 4	146	2- 4	67	255	92	92	17	17
TOTALS	RPI 1-25	RPI 26-50	W-L RECORDS	RPI 51-100	RPI 101-150	RPI 150+			
9- 5	0- 1	0- 0	OVERALL	1- 1	1- 0	7- 3			
5- 0	0- 0	0- 0	HOME	1- 0	1- 0	3- 0			
4- 3	0- 1	0- 0	AWAY	0- 0	0- 0	4- 2			
0- 2	0- 0	0- 0	NEUTRAL	0- 1	0- 0	0- 1			
5- 4	0- 1	0- 0	NON-CONFERENCE	0- 1	1- 0	4- 2			
3- 0	0- 0	0- 0	HOME	0- 0	1- 0	2- 0			
2- 2	0- 1	0- 0	AWAY	0- 0	0- 0	2- 1			
0- 2	0- 0	0- 0	NEUTRAL	0- 1	0- 0	0- 1			
4- 1	0- 0	0- 0	CONFERENCE	1- 0	0- 0	3- 1			
2- 0	0- 0	0- 0	HOME	1- 0	0- 0	1- 0			
2- 1	0- 0	0- 0	AWAY	0- 0	0- 0	2- 1			
0- 0	0- 0	0- 0	NEUTRAL	0- 0	0- 0	0- 0			

RPI 1-25				RPI 26-50				RPI 51-100				RPI 101+			
RPI	S	Opponent	Score	RPI	S	Opponent	Score	RPI	S	Opponent	Score	RPI	S	Opponent	Score
17	A	Duke	40 63					58	H	New Mexico	66 55	128	H	Drake	75 61
								88	N	IUPUI	59 65	151	H	Idaho St.	61 53
												174	A	Boise St.	66 51
												179	A	Colorado St.	53 49
												183	H	Nevada	66 60
												194	N	UNI	40 55
												202	A	Idaho	70 64
												210	A	Denver	61 51
												226	A	Montana St.	46 50
												241	H	Montana	67 62
												256	A	San Diego St.	62 68
LAST 12 Division I GAMES:															
174	A	Boise St.	66 51	179	A	Colorado St.	53 49								
183	H	Nevada	66 60	58	H	New Mexico	66 55								
256	A	San Diego St.	62 68	226	A	Montana St.	46 50								
17	A	Duke	40 63	88	N	IUPUI	59 65								
202	A	Idaho	70 64	194	N	UNI	40 55								
151	H	Idaho St.	61 53	128	H	Drake	75 61								

Non-Div I Games: Colo. Christian 62 33 Adams St. 73 47

Wyoming

Average RPI Win: 212
Average RPI Loss: 65

WON-LOST
RECORD

WINNING
PCT. RANK

LAST 10
GAMES

STRENGTH OF
SCHEDULE

OPP. STRENGTH
OF SCHEDULE

TEAM
RPI

ADJ.
RPI

CONF.
RPI

ADJ CONF.
RPI

DIV. I ONLY	8- 10	205	3- 7	57	94	137	137	6	6
DIV. I NON-CONF.	7- 4	102	3- 2	124	269	126	126	5	5

TOTALS	RPI 1-25	RPI 26-50	W-L RECORDS	RPI 51-100	RPI 101-150	RPI 150+			
8- 10	0- 3	0- 2	OVERALL	1- 2	1- 2	6- 1			
6- 3	0- 0	0- 1	HOME	0- 1	1- 1	5- 0			
1- 6	0- 2	0- 1	AWAY	1- 1	0- 1	0- 1			
1- 1	0- 1	0- 0	NEUTRAL	0- 0	0- 0	1- 0			
7- 4	0- 1	0- 0	NON-CONFERENCE	0- 1	1- 2	6- 0			
6- 1	0- 0	0- 0	HOME	0- 0	1- 1	5- 0			
0- 2	0- 0	0- 0	AWAY	0- 1	0- 1	0- 0			
1- 1	0- 1	0- 0	NEUTRAL	0- 0	0- 0	1- 0			
1- 6	0- 2	0- 2	CONFERENCE	1- 1	0- 0	0- 1			
0- 2	0- 0	0- 1	HOME	0- 1	0- 0	0- 0			
1- 4	0- 2	0- 1	AWAY	1- 0	0- 0	0- 1			
0- 0	0- 0	0- 0	NEUTRAL	0- 0	0- 0	0- 0			

RPI 1-25				RPI 26-50				RPI 51-100				RPI 101+ Team's RPI: 137			
RPI	S	Opponent	Score	RPI	S	Opponent	Score	RPI	S	Opponent	Score	RPI	S	Opponent	Score
14	N	Missouri	48 74	29	A	DePaul	48 79	51	A	Minnesota	62 74	102	H	Wake Forest	57 62
16	A	Marquette	67 88	34	H	St. John's (NY)	63 67	79	A	Butler	69 62	125	A	Bowling Green	53 63
20	A	Villanova	57 75					97	H	Seton Hall	51 62	149	H	Cincinnati	53 50
												158	A	Georgetown	60 65
												160	H	New Hampshire	71 66
												165	N	Furman	75 62
												249	H	Grambling	72 67
												263	H	Mt. St. Mary's	66 45
												295	H	Fort Wayne	62 50
												332	H	Florida A&M	70 52
LAST 12 Division I GAMES:															
97	H	Seton Hall	51 62	16	A	Marquette	67 88	29	A	DePaul	48 79	14	N	Missouri	48 74
34	H	St. John's (NY)	63 67	20	A	Villanova	57 75	165	N	Furman	75 62	149	H	Cincinnati	53 50
20	A	Villanova	57 75	158	A	Georgetown	60 65	79	A	Butler	69 62	125	A	Bowling Green	53 63
158	A	Georgetown	60 65	79	A	Butler	69 62	97	H	Seton Hall	51 62				
79	A	Butler	69 62	332	H	Florida A&M	70 52								

Non-Div I Games:

Xavier

Yale										Through Games Of Jan. 17, 2018											
Average RPI Win:		211		WON-LOST		WINNING		LAST 10		STRENGTH OF		OPP. STRENGTH		TEAM		ADJ.		CONF.		ADJ CONF.	
Average RPI Loss:		118		RECORD		PCT. RANK		GAMES		SCHEDULE		OF SCHEDULE		RPI		RPI		RPI		RPI	
DIV. I ONLY		8- 6		130		5- 5		144		169		129		129		9		9			
DIV. I NON-CONF.		7- 6		165		5- 6		214		156		163		163		9		9			

TOTALS		RPI 1-25		RPI 26-50		W-L RECORDS		RPI 51-100		RPI 101-150		RPI 150+									
8- 6		0- 0		0- 0		OVERALL		2- 3		1- 1		5- 2									
3- 3		0- 0		0- 0		HOME		1- 1		0- 0		2- 2									
5- 1		0- 0		0- 0		AWAY		1- 0		1- 1		3- 0									
0- 2		0- 0		0- 0		NEUTRAL		0- 2		0- 0		0- 0									
7- 6		0- 0		0- 0		NON-CONFERENCE		1- 3		1- 1		5- 2									
2- 3		0- 0		0- 0		HOME		0- 1		0- 0		2- 2									
5- 1		0- 0		0- 0		AWAY		1- 0		1- 1		3- 0									
0- 2		0- 0		0- 0		NEUTRAL		0- 2		0- 0		0- 0									
1- 0		0- 0		0- 0		CONFERENCE		1- 0		0- 0		0- 0									
1- 0		0- 0		0- 0		HOME		1- 0		0- 0		0- 0									
0- 0		0- 0		0- 0		AWAY		0- 0		0- 0		0- 0									
0- 0		0- 0		0- 0		NEUTRAL		0- 0		0- 0		0- 0									

RPI 1-25		RPI 26-50		RPI 51-100		RPI 101+		Team's RPI: 129													
RPI	S	Opponent	Score	RPI	S	Opponent	Score	RPI	S	Opponent	Score	RPI	S	Opponent	Score						
								57	N	UC Davis	61	71	119	A	Kansas	75	81				
								75	A	TCU	82	72	138	A	Binghamton	73	69				
								78	H	Indiana	68	72	162	H	Providence	51	55				
								96	H	Brown	77	63	192	H	Army West Point	65	82				
								100	N	Hartford	70	78	237	A	Stony Brook	77	71				
													248	H	LIU Brooklyn	62	51				
													261	H	Colgate	82	56				
													303	A	Central Conn. St.	75	62				
													329	A	Saint Peter's	70	49				

LAST 12 Division I GAMES:																					
								57	N	UC Davis	61	71	96	H	Brown	77	63				
								78	H	Indiana	68	72	100	N	Hartford	70	78				
								329	A	Saint Peter's	70	49	162	H	Providence	51	55				
								303	A	Central Conn. St.	75	62	192	H	Army West Point	65	82				
								237	A	Stony Brook	77	71	75	A	TCU	82	72				
								138	A	Binghamton	73	69	119	A	Kansas	75	81				

Non-Div I Games:																					
Yale																					

Loss, Non-Conf, S Site, H Home A Away N Neutral

Page 348

Average RPI Win:	306	WON-LOST	WINNING	LAST 10	STRENGTH OF	OPP. STRENGTH	TEAM	ADJ.	CONF.	ADJ CONF.
Average RPI Loss:	126	RECORD	PCT. RANK	GAMES	SCHEDULE	OF SCHEDULE	RPI	RPI	RPI	RPI
DIV. I ONLY	4- 12	290	3- 6	153	230	262	262	11	11	
DIV. I NON-CONF.	2- 7	286	1- 3	257	244	287	287	10	10	

TOTALS	RPI 1-25	RPI 26-50	W-L RECORDS	RPI 51-100	RPI 101-150	RPI 150+				
4- 12	0- 1	0- 0	OVERALL	0- 4	0- 4	4- 3				
3- 4	0- 0	0- 0	HOME	0- 1	0- 2	3- 1				
1- 8	0- 1	0- 0	AWAY	0- 3	0- 2	1- 2				
0- 0	0- 0	0- 0	NEUTRAL	0- 0	0- 0	0- 0				
2- 7	0- 0	0- 0	NON-CONFERENCE	0- 1	0- 3	2- 3				
1- 2	0- 0	0- 0	HOME	0- 0	0- 1	1- 1				
1- 5	0- 0	0- 0	AWAY	0- 1	0- 2	1- 2				
0- 0	0- 0	0- 0	NEUTRAL	0- 0	0- 0	0- 0				
2- 5	0- 1	0- 0	CONFERENCE	0- 3	0- 1	2- 0				
2- 2	0- 0	0- 0	HOME	0- 1	0- 1	2- 0				
0- 3	0- 1	0- 0	AWAY	0- 2	0- 0	0- 0				
0- 0	0- 0	0- 0	NEUTRAL	0- 0	0- 0	0- 0				

RPI 1-25				RPI 26-50				RPI 51-100				RPI 101+				Team's RPI: 262
RPI	S	Opponent	Score	RPI	S	Opponent	Score	RPI	S	Opponent	Score	RPI	S	Opponent	Score	
12	A	Green Bay	56 65					67	A	American	72 78	126	H	Kent St.	44 55	
								86	A	Wright St.	50 73	141	A	Saint Francis (PA)	65 79	
								88	H	IUPUI	43 65	142	A	Robert Morris	52 84	
								89	A	Milwaukee	61 62	150	H	Oakland	48 58	
												171	A	Pittsburgh	58 66	
												201	H	Bucknell	60 66	
												234	A	Akron	58 75	
												284	A	Loyola Chicago	73 49	
												287	H	Detroit Mercy	76 59	
												324	H	Northern Ariz.	69 67	
												327	H	Ill. -Chicago	76 63	
LAST 12 Division I GAMES:																
12	A	Green Bay	56 65	86	A	Wright St.	50 73									
88	H	IUPUI	43 65	89	A	Milwaukee	61 62									
327	H	Ill. -Chicago	76 63	141	A	Saint Francis (PA)	65 79									
150	H	Oakland	48 58	234	A	Akron	58 75									
287	H	Detroit Mercy	76 59	67	A	American	72 78									
324	H	Northern Ariz.	69 67	142	A	Robert Morris	52 84									

Non-Div I Games: Ohio Valley 86 59 Penn St. -Beaver 97 40

Youngstown St.