

Average RPI Win:	278	WON-LOST	WINNING	LAST 10	STRENGTH OF	OPP. STRENGTH	TEAM	ADJ.	CONF.	ADJ CONF.
Average RPI Loss:	163	RECORD	PCT. RANK	GAMES	SCHEDULE	OF SCHEDULE	RPI	RPI	RPI	RPI
DIV. I ONLY	7- 6	150	6-4	279	260	186	186	25	25	
DIV. I NON-CONF.	3- 4	201	2-2	277	184	198	198	23	23	
TOTALS	RPI 1-25	RPI 26-50	W-L RECORDS	RPI 51-100	RPI 101-150	RPI 150+				
7- 6	0- 2	0- 0	OVERALL	0- 0	1- 1	6- 3				
3- 1	0- 0	0- 0	HOME	0- 0	0- 1	3- 0				
3- 5	0- 2	0- 0	AWAY	0- 0	1- 0	2- 3				
1- 0	0- 0	0- 0	NEUTRAL	0- 0	0- 0	1- 0				
3- 4	0- 2	0- 0	NON-CONFERENCE	0- 0	0- 0	3- 2				
1- 0	0- 0	0- 0	HOME	0- 0	0- 0	1- 0				
1- 4	0- 2	0- 0	AWAY	0- 0	0- 0	1- 2				
1- 0	0- 0	0- 0	NEUTRAL	0- 0	0- 0	1- 0				
4- 2	0- 0	0- 0	CONFERENCE	0- 0	1- 1	3- 1				
2- 1	0- 0	0- 0	HOME	0- 0	0- 1	2- 0				
2- 1	0- 0	0- 0	AWAY	0- 0	1- 0	1- 1				
0- 0	0- 0	0- 0	NEUTRAL	0- 0	0- 0	0- 0				

RPI 1-25				RPI 26-50				RPI 51-100				RPI 101+ Team's RPI: 186			
RPI	S	Opponent	Score	RPI	S	Opponent	Score	RPI	S	Opponent	Score	RPI	S	Opponent	Score
1	A	Missouri St.	51 79									118	A	Abilene Christian	70 58
20	A	Texas A&M	48 85									147	H	SFA	44 66
												240	H	Central Ark.	67 47
												255	A	South Alabama	82 83
												261	A	Southeastern La.	44 48
												293	A	Texas St.	48 57
												296	H	Nicholls St.	55 49
												309	N	Prairie View	64 52
												319	A	UTRGV	59 54
												319	H	UTRGV	61 50
												344	A	Northwestern St.	72 59
LAST 10 Division I															
118	A	Abilene Christian	70 58	240	H	Central Ark.	67 47								
147	H	SFA	44 66	296	H	Nicholls St.	55 49								
261	A	Southeastern La.	44 48	319	A	UTRGV	59 54								
344	A	Northwestern St.	72 59	293	A	Texas St.	48 57								
20	A	Texas A&M	48 85	319	H	UTRGV	61 50								

Non-Div I Games: UNKNOWN 75 55 Huston-Tillotson 63 49 Texas Wesleyan 90 52

A&M-Corpus Christi

Loss, Non-Conf, S Site, H Home A Away N Neutral

Average RPI Win:	216	WON-LOST	WINNING	LAST 10	STRENGTH OF	OPP. STRENGTH	TEAM	ADJ.	CONF.	ADJ CONF.
Average RPI Loss:	105	RECORD	PCT. RANK	GAMES	SCHEDULE	OF SCHEDULE	RPI	RPI	RPI	RPI
DIV. I ONLY	8- 2	35	8-2	309	92	118	118	25	25	
DIV. I NON-CONF.	4- 1	54	4-1	248	41	60	60	23	23	
TOTALS	RPI 1-25	RPI 26-50	W-L RECORDS	RPI 51-100	RPI 101-150	RPI 150+				
8- 2	0- 1	0- 0	OVERALL	0- 0	2- 0	6- 1				
4- 1	0- 0	0- 0	HOME	0- 0	1- 0	3- 1				
4- 1	0- 1	0- 0	AWAY	0- 0	1- 0	3- 0				
0- 0	0- 0	0- 0	NEUTRAL	0- 0	0- 0	0- 0				
4- 1	0- 1	0- 0	NON-CONFERENCE	0- 0	1- 0	3- 0				
2- 0	0- 0	0- 0	HOME	0- 0	0- 0	2- 0				
2- 1	0- 1	0- 0	AWAY	0- 0	1- 0	1- 0				
0- 0	0- 0	0- 0	NEUTRAL	0- 0	0- 0	0- 0				
4- 1	0- 0	0- 0	CONFERENCE	0- 0	1- 0	3- 1				
2- 1	0- 0	0- 0	HOME	0- 0	1- 0	1- 1				
2- 0	0- 0	0- 0	AWAY	0- 0	0- 0	2- 0				
0- 0	0- 0	0- 0	NEUTRAL	0- 0	0- 0	0- 0				

RPI 1-25				RPI 26-50				RPI 51-100				RPI 101+ Team's RPI: 118			
RPI	S	Opponent	Score	RPI	S	Opponent	Score	RPI	S	Opponent	Score	RPI	S	Opponent	Score
24	A	Oklahoma	65 78									113	H	New Orleans	76 62
												130	A	Portland	76 69
												153	A	Wright St.	83 64
												186	H	A&M-Corpus Christi	58 70
												191	H	Lamar University	78 72
												216	H	Tulsa	73 63
												296	A	Nicholls St.	95 84
												311	H	New Mexico St.	67 54
												317	A	McNeese	90 73
LAST 10 Division I															
186	H	A&M-Corpus Christi	58 70	113	H	New Orleans	76 62								
317	A	McNeese	90 73	216	H	Tulsa	73 63								
191	H	Lamar University	78 72	130	A	Portland	76 69								
311	H	New Mexico St.	67 54	24	A	Oklahoma	65 78								
296	A	Nicholls St.	95 84	153	A	Wright St.	83 64								

Non-Div I Games: Howard Payne 96 38 Schreiner 110 37 Southwest (NM) 104 52 McMurry 111 43
Abilene Christian

Loss, Non-Conf, S Site, H Home A Away N Neutral

Average RPI Win:	302	WON-LOST	WINNING	LAST 10	STRENGTH OF	OPP. STRENGTH	TEAM	ADJ.	CONF.	ADJ CONF.
Average RPI Loss:	177	RECORD	PCT. RANK	GAMES	SCHEDULE	OF SCHEDULE	RPI	RPI	RPI	RPI
DIV. I ONLY	3- 13	314	2-8	243	245	304	304	17	17	
DIV. I NON-CONF.	1- 9	326	0-4	251	252	332	332	24	24	
TOTALS	RPI 1-25	RPI 26-50	W-L RECORDS	RPI 51-100	RPI 101-150	RPI 150+				
3- 13	0- 0	0- 1	OVERALL	0- 2	0- 1	3- 9				
1- 6	0- 0	0- 0	HOME	0- 0	0- 1	1- 5				
2- 7	0- 0	0- 1	AWAY	0- 2	0- 0	2- 4				
0- 0	0- 0	0- 0	NEUTRAL	0- 0	0- 0	0- 0				
1- 9	0- 0	0- 1	NON-CONFERENCE	0- 1	0- 1	1- 6				
1- 3	0- 0	0- 0	HOME	0- 0	0- 1	1- 2				
0- 6	0- 0	0- 1	AWAY	0- 1	0- 0	0- 4				
0- 0	0- 0	0- 0	NEUTRAL	0- 0	0- 0	0- 0				
2- 4	0- 0	0- 0	CONFERENCE	0- 1	0- 0	2- 3				
0- 3	0- 0	0- 0	HOME	0- 0	0- 0	0- 3				
2- 1	0- 0	0- 0	AWAY	0- 1	0- 0	2- 0				
0- 0	0- 0	0- 0	NEUTRAL	0- 0	0- 0	0- 0				

RPI 1-25				RPI 26-50				RPI 51-100				RPI 101+				Team's RPI: 304	
RPI	S	Opponent	Score	RPI	S	Opponent	Score	RPI	S	Opponent	Score	RPI	S	Opponent	Score		
				34	A	Arizona St.	56 87	68	A	Tennessee	54 81	130	H	Portland	56 72		
								100	A	Boise St.	61 70	168	H	San Diego	59 70		
												170	H	New Mexico	53 75		
												197	A	Northern Colo.	62 72		
												202	H	UNLV	60 67		
												209	A	Cal St. Fullerton	70 79		
												223	H	Wyoming	63 65		
												249	H	Army West Point	66 68		
												265	A	Navy	59 67		
												285	A	Long Beach St.	68 74		
												288	A	Utah St.	62 45		
												299	A	Nevada	68 61		
												318	H	NJIT	68 48		
LAST 10 Division I																	
				100	A	Boise St.	61 70	285	A	Long Beach St.	68 74						
				170	H	New Mexico	53 75	299	A	Nevada	68 61						
				288	A	Utah St.	62 45	223	H	Wyoming	63 65						
				202	H	UNLV	60 67	68	A	Tennessee	54 81						
				209	A	Cal St. Fullerton	70 79	265	A	Navy	59 67						

Non-Div I Games: Neb. Wesleyan 93 42

Air Force

■ Loss,
 ■ Non-Conf,
 ■ S Site,
 ■ H Home
 ■ A Away
 N Neutral

Average RPI Win:	245	WON-LOST	WINNING	LAST 10	STRENGTH OF	OPP. STRENGTH	TEAM	ADJ.	CONF.	ADJ CONF.
Average RPI Loss:	116	RECORD	PCT. RANK	GAMES	SCHEDULE	OF SCHEDULE	RPI	RPI	RPI	RPI
DIV. I ONLY	8- 7	155	4-6	172	220	177	177	10	10	
DIV. I NON-CONF.	7- 4	100	3-3	230	286	153	153	10	10	
TOTALS	RPI 1-25	RPI 26-50	W-L RECORDS	RPI 51-100	RPI 101-150	RPI 150+				
8- 7	0- 0	0- 1	OVERALL	1- 1	0- 3	7- 2				
3- 4	0- 0	0- 1	HOME	1- 1	0- 2	2- 0				
3- 3	0- 0	0- 0	AWAY	0- 0	0- 1	3- 2				
2- 0	0- 0	0- 0	NEUTRAL	0- 0	0- 0	2- 0				
7- 4	0- 0	0- 0	NON-CONFERENCE	1- 1	0- 2	6- 1				
3- 2	0- 0	0- 0	HOME	1- 1	0- 1	2- 0				
2- 2	0- 0	0- 0	AWAY	0- 0	0- 1	2- 1				
2- 0	0- 0	0- 0	NEUTRAL	0- 0	0- 0	2- 0				
1- 3	0- 0	0- 1	CONFERENCE	0- 0	0- 1	1- 1				
0- 2	0- 0	0- 1	HOME	0- 0	0- 1	0- 0				
1- 1	0- 0	0- 0	AWAY	0- 0	0- 0	1- 1				
0- 0	0- 0	0- 0	NEUTRAL	0- 0	0- 0	0- 0				

RPI S	Opponent	Score	RPI S	Opponent	Score	RPI S	Opponent	Score	RPI S	Opponent	Score	Team's RPI: 177
28	H Central Mich.	72 77	55	H Michigan	71 80	114	H Duquesne	63 88	123	H Western Mich.	51 56	
			84	H N.C. A&T	64 52	143	A Butler	55 76	163	A Toledo	61 65	
						173	H Youngstown St.	91 62	187	A Cleveland St.	62 66	
						199	A Bowling Green	76 73	277	A St. Bonaventure	63 54	
						294	N Denver	88 72	298	N Morgan St.	52 45	
						307	A Detroit Mercy	81 60	324	H Purdue Fort Wayne	64 53	
LAST 10 Division I												
163	A Toledo	61 65	294	N Denver	88 72							
199	A Bowling Green	76 73	84	H N.C. A&T	64 52							
123	H Western Mich.	51 56	143	A Butler	55 76							
28	H Central Mich.	72 77	114	H Duquesne	63 88							
298	N Morgan St.	52 45	187	A Cleveland St.	62 66							

Non-Div I Games:

Akron

■ Loss,
 ■ Non-Conf,
 S Site,
 ■ Home
 ■ Away
 N Neutral

Albama

Alabama

Alabama

Page 5

Average RPI Win:	308	WON-LOST	WINNING	LAST 10	STRENGTH OF	OPP. STRENGTH	TEAM	ADJ.	CONF.	ADJ CONF.
Average RPI Loss:	176	RECORD	PCT. RANK	GAMES	SCHEDULE	OF SCHEDULE	RPI	RPI	RPI	RPI
DIV. I ONLY	6- 9	223	4-6	328	313	283	283	31	31	
DIV. I NON-CONF.	4- 7	225	2-4	239	318	225	225	29	29	
TOTALS	RPI 1-25	RPI 26-50	W-L RECORDS	RPI 51-100	RPI 101-150	RPI 150+				
6- 9	0- 0	0- 0	OVERALL	0- 2	0- 2	6- 5				
2- 2	0- 0	0- 0	HOME	0- 1	0- 1	2- 0				
4- 6	0- 0	0- 0	AWAY	0- 1	0- 1	4- 4				
0- 1	0- 0	0- 0	NEUTRAL	0- 0	0- 0	0- 1				
4- 7	0- 0	0- 0	NON-CONFERENCE	0- 2	0- 2	4- 3				
0- 2	0- 0	0- 0	HOME	0- 1	0- 1	0- 0				
4- 4	0- 0	0- 0	AWAY	0- 1	0- 1	4- 2				
0- 1	0- 0	0- 0	NEUTRAL	0- 0	0- 0	0- 1				
2- 2	0- 0	0- 0	CONFERENCE	0- 0	0- 0	2- 2				
2- 0	0- 0	0- 0	HOME	0- 0	0- 0	2- 0				
0- 2	0- 0	0- 0	AWAY	0- 0	0- 0	0- 2				
0- 0	0- 0	0- 0	NEUTRAL	0- 0	0- 0	0- 0				

RPI 1-25				RPI 26-50				RPI 51-100				RPI 101+ Team's RPI: 283			
RPI	S	Opponent	Score	RPI	S	Opponent	Score	RPI	S	Opponent	Score	RPI	S	Opponent	Score
								58	A	Nebraska	46 68	121	A	Cincinnati	47 62
								96	H	North Florida	64 73	146	H	Austin Peay	61 67
												176	N	North Ala.	65 80
												181	A	Memphis	71 79
												185	A	Jackson St.	53 67
												256	H	Ark.-Pine Bluff	74 55
												273	A	San Diego St.	61 53
												294	A	Denver	86 83
												297	A	California Baptist	55 60
												323	A	Georgia St.	67 52
												327	A	Grambling	59 69
												350	H	Mississippi Val.	68 48
												351	A	Florida A&M	77 53
LAST 10 Division I															
350	H	Mississippi Val.	68 48	351	A	Florida A&M	77 53								
256	H	Ark.-Pine Bluff	74 55	121	A	Cincinnati	47 62								
185	A	Jackson St.	53 67	146	H	Austin Peay	61 67								
327	A	Grambling	59 69	294	A	Denver	86 83								
181	A	Memphis	71 79	176	N	North Ala.	65 80								

Non-Div I Games:

Alabama A&M

■ Loss,
 ■ Non-Conf,
 ■ S Site,
 ■ H Home
 ■ A Away
 N Neutral

Average RPI Win:	329	WON-LOST	WINNING	LAST 10	STRENGTH OF	OPP. STRENGTH	TEAM	ADJ.	CONF.	ADJ CONF.
Average RPI Loss:	143	RECORD	PCT. RANK	GAMES	SCHEDULE	OF SCHEDULE	RPI	RPI	RPI	RPI
DIV. I ONLY	3- 10	299	2-8	290	137	305	305	31	31	
DIV. I NON-CONF.	1- 8	322	0-6	95	57	287	287	29	29	
TOTALS	RPI 1-25	RPI 26-50	W-L RECORDS	RPI 51-100	RPI 101-150	RPI 150+				
3- 10	0- 2	0- 0	OVERALL	0- 1	0- 2	3- 5				
2- 3	0- 0	0- 0	HOME	0- 0	0- 1	2- 2				
1- 7	0- 2	0- 0	AWAY	0- 1	0- 1	1- 3				
0- 0	0- 0	0- 0	NEUTRAL	0- 0	0- 0	0- 0				
1- 8	0- 2	0- 0	NON-CONFERENCE	0- 1	0- 2	1- 3				
1- 2	0- 0	0- 0	HOME	0- 0	0- 1	1- 1				
0- 6	0- 2	0- 0	AWAY	0- 1	0- 1	0- 2				
0- 0	0- 0	0- 0	NEUTRAL	0- 0	0- 0	0- 0				
2- 2	0- 0	0- 0	CONFERENCE	0- 0	0- 0	2- 2				
1- 1	0- 0	0- 0	HOME	0- 0	0- 0	1- 1				
1- 1	0- 0	0- 0	AWAY	0- 0	0- 0	1- 1				
0- 0	0- 0	0- 0	NEUTRAL	0- 0	0- 0	0- 0				

RPI 1-25				RPI 26-50				RPI 51-100				RPI 101+ Team's RPI: 305			
RPI	S	Opponent	Score	RPI	S	Opponent	Score	RPI	S	Opponent	Score	RPI	S	Opponent	Score
2	A	South Carolina	43 103					80	A	South Fla.	29 80	129	A	Wisconsin	67 85
10	A	DePaul	76 105									150	H	Samford	48 83
												176	H	North Ala.	60 81
												184	A	Clemson	43 76
												185	A	Jackson St.	62 94
												254	A	Ole Miss	66 93
												256	H	Ark.-Pine Bluff	62 73
												310	H	Jacksonville St.	68 63
												327	A	Grambling	73 59
												350	H	Mississippi Val.	77 64
LAST 10 Division I															
256	H	Ark.-Pine Bluff	62 73	176	H	North Ala.	60 81								
350	H	Mississippi Val.	77 64	10	A	DePaul	76 105								
327	A	Grambling	73 59	129	A	Wisconsin	67 85								
185	A	Jackson St.	62 94	80	A	South Fla.	29 80								
254	A	Ole Miss	66 93	150	H	Samford	48 83								

Non-Div I Games: Mobile 76 66 Paine 84 58

Alabama St.

 Loss,
 Non-Conf,
 S Site,
 H Home
 A Away
N Neutral

Albany (NY)

Through Games Of Jan. 16, 2020

Average RPI Win:	258	WON-LOST	WINNING	LAST 10	STRENGTH OF	OPP. STRENGTH	TEAM	ADJ.	CONF.	ADJ CONF.
Average RPI Loss:	227	RECORD	PCT. RANK	GAMES	SCHEDULE	OF SCHEDULE	RPI	RPI	RPI	RPI
DIV. I ONLY	5- 11	261	4-6	331	302	325	325	28	28	
DIV. I NON-CONF.	3- 9	279	2-4	336	299	333	333	28	28	
TOTALS	RPI 1-25	RPI 26-50	W-L RECORDS	RPI 51-100	RPI 101-150	RPI 150+				
5- 11	0- 0	0- 0	OVERALL	0- 2	0- 1	5- 8				
3- 6	0- 0	0- 0	HOME	0- 0	0- 1	3- 5				
2- 5	0- 0	0- 0	AWAY	0- 2	0- 0	2- 3				
0- 0	0- 0	0- 0	NEUTRAL	0- 0	0- 0	0- 0				
3- 9	0- 0	0- 0	NON-CONFERENCE	0- 2	0- 1	3- 6				
1- 5	0- 0	0- 0	HOME	0- 0	0- 1	1- 4				
2- 4	0- 0	0- 0	AWAY	0- 2	0- 0	2- 2				
0- 0	0- 0	0- 0	NEUTRAL	0- 0	0- 0	0- 0				
2- 2	0- 0	0- 0	CONFERENCE	0- 0	0- 0	2- 2				
2- 1	0- 0	0- 0	HOME	0- 0	0- 0	2- 1				
0- 1	0- 0	0- 0	AWAY	0- 0	0- 0	0- 1				
0- 0	0- 0	0- 0	NEUTRAL	0- 0	0- 0	0- 0				

RPI S	Opponent	Score	RPI S	Opponent	Score	RPI S	Opponent	Score	RPI S	Opponent	Score	Team's RPI: 325
						77	A Marist	52 76	149	H Cornell	51 71	
						88	A Syracuse	53 75	171	H Columbia	82 78	
									193	H Boston U.	58 60	
									196	H Binghamton	56 53	
									247	H Lafayette	47 54	
									252	H Vermont	58 49	
									253	A Maine	49 60	
									278	H Monmouth	41 53	
									291	H New Hampshire	47 48	
									295	H St. Francis Brooklyn	41 49	
									315	A Bryant	55 68	
									316	A Siena	46 52	
									330	A Canisius	70 53	
									342	A Central Conn. St.	73 63	
LAST 10 Division I												
			291	H New Hampshire	47 48	315	A Bryant	55 68				
			253	A Maine	49 60	295	H St. Francis Brooklyn	41 49				
			196	H Binghamton	56 53	316	A Siena	46 52				
			252	H Vermont	58 49	342	A Central Conn. St.	73 63				
			278	H Monmouth	41 53	330	A Canisius	70 53				

Non-Div I Games: FDU-Florham 81 21

Albany (NY)

Loss, Non-Conf, S Site, H Home A Away N Neutral

Average RPI Win: 330	WON-LOST	WINNING	LAST 10	STRENGTH OF	OPP. STRENGTH	TEAM	ADJ.	CONF.	ADJ CONF.
Average RPI Loss: 197	RECORD	PCT. RANK	GAMES	SCHEDULE	OF SCHEDULE	RPI	RPI	RPI	RPI
DIV. I ONLY	4- 10	275	4-6	346	246	328	328	31	31
DIV. I NON-CONF.	2- 8	295	2-4	327	297	335	335	29	29
TOTALS	RPI 1-25	RPI 26-50	W-L RECORDS	RPI 51-100	RPI 101-150	RPI 150+			
4- 10	0- 0	0- 0	OVERALL	0- 1	0- 1	4- 8			
2- 2	0- 0	0- 0	HOME	0- 0	0- 0	2- 2			
2- 6	0- 0	0- 0	AWAY	0- 1	0- 1	2- 4			
0- 2	0- 0	0- 0	NEUTRAL	0- 0	0- 0	0- 2			
2- 8	0- 0	0- 0	NON-CONFERENCE	0- 0	0- 1	2- 7			
1- 1	0- 0	0- 0	HOME	0- 0	0- 0	1- 1			
1- 5	0- 0	0- 0	AWAY	0- 0	0- 1	1- 4			
0- 2	0- 0	0- 0	NEUTRAL	0- 0	0- 0	0- 2			
2- 2	0- 0	0- 0	CONFERENCE	0- 1	0- 0	2- 1			
1- 1	0- 0	0- 0	HOME	0- 0	0- 0	1- 1			
1- 1	0- 0	0- 0	AWAY	0- 1	0- 0	1- 0			
0- 0	0- 0	0- 0	NEUTRAL	0- 0	0- 0	0- 0			

RPI S	Opponent	Score	RPI S	Opponent	Score	RPI S	Opponent	Score	RPI S	Opponent	Score	Team's RPI: 328
						92	A Texas Southern	70 105	147	A SFA	62 67	
									162	H UAB	65 86	
									181	A Memphis	51 57	
									184	N Clemson	46 77	
									185	H Jackson St.	67 83	
									205	A UTEP	47 92	
									254	N Ole Miss	55 73	
									266	A North Texas	31 67	
									293	A Texas St.	59 67	
									309	A Prairie View	68 63	
									327	H Grambling	80 54	
									332	A Tennessee St.	62 57	
									351	H Florida A&M	58 42	
LAST 10 Division I												
			327	H Grambling	80 54				162	H UAB	65 86	
			185	H Jackson St.	67 83				351	H Florida A&M	58 42	
			92	A Texas Southern	70 105				184	N Clemson	46 77	
			309	A Prairie View	68 63				254	N Ole Miss	55 73	
			293	A Texas St.	59 67				332	A Tennessee St.	62 57	

Non-Div I Games: Tougaloo 85 61 Louisiana Col. 86 50

Alcorn

Loss, Non-Conf, S Site, H Home A Away N Neutral

Average RPI Win:	183	WON-LOST	WINNING	LAST 10	STRENGTH OF	OPP. STRENGTH	TEAM	ADJ.	CONF.	ADJ CONF.
Average RPI Loss:	128	RECORD	PCT. RANK	GAMES	SCHEDULE	OF SCHEDULE	RPI	RPI	RPI	RPI
DIV. I ONLY	6- 9	223	4-6	118	158	195	195	15	15	
DIV. I NON-CONF.	4- 6	212	2-3	208	94	213	213	15	15	
TOTALS	RPI 1-25	RPI 26-50	W-L RECORDS	RPI 51-100	RPI 101-150	RPI 150+				
6- 9	0- 0	0- 0	OVERALL	1- 5	2- 0	3- 4				
5- 2	0- 0	0- 0	HOME	1- 2	2- 0	2- 0				
1- 6	0- 0	0- 0	AWAY	0- 2	0- 0	1- 4				
0- 1	0- 0	0- 0	NEUTRAL	0- 1	0- 0	0- 0				
4- 6	0- 0	0- 0	NON-CONFERENCE	1- 3	1- 0	2- 3				
3- 1	0- 0	0- 0	HOME	1- 1	1- 0	1- 0				
1- 4	0- 0	0- 0	AWAY	0- 1	0- 0	1- 3				
0- 1	0- 0	0- 0	NEUTRAL	0- 1	0- 0	0- 0				
2- 3	0- 0	0- 0	CONFERENCE	0- 2	1- 0	1- 1				
2- 1	0- 0	0- 0	HOME	0- 1	1- 0	1- 0				
0- 2	0- 0	0- 0	AWAY	0- 1	0- 0	0- 1				
0- 0	0- 0	0- 0	NEUTRAL	0- 0	0- 0	0- 0				

RPI 1-25			RPI 26-50			RPI 51-100			RPI 101+			Team's RPI: 195
RPI	S	Opponent	Score	RPI	S	Opponent	Score	RPI	S	Opponent	Score	
						62	H Minnesota	53	70	106	H Colgate	63 61
						64	A Bucknell	43	68	138	H George Washington	66 53
						75	H Villanova	76	54	167	A Saint Joseph's	51 72
						78	N Buffalo	55	73	193	A Boston U.	44 59
						86	H Lehigh	63	64	201	A George Mason	55 73
						94	A Ohio	69	81	204	A Towson	60 63
										249	H Army West Point	73 57
										264	A Radford	59 55
										267	H High Point	56 48
LAST 10 Division I												
						64	A Bucknell	43	68	138	H George Washington	66 53
						86	H Lehigh	63	64	264	A Radford	59 55
						249	H Army West Point	73	57	62	H Minnesota	53 70
						193	A Boston U.	44	59	78	N Buffalo	55 73
						106	H Colgate	63	61	167	A Saint Joseph's	51 72

Non-Div I Games:

American

 Loss,
 Non-Conf,
 S Site,
 H Home
 A Away
N Neutral

Appalachian St.

Through Games Of Jan. 16, 2020

Average RPI Win:	313	WON-LOST	WINNING	LAST 10	STRENGTH OF	OPP. STRENGTH	TEAM	ADJ.	CONF.	ADJ CONF.
Average RPI Loss:	138	RECORD	PCT. RANK	GAMES	SCHEDULE	OF SCHEDULE	RPI	RPI	RPI	RPI
DIV. I ONLY	4- 12	290	3-7	207	194	282	282	22	22	
DIV. I NON-CONF.	3- 8	268	2-3	229	190	274	274	22	22	
TOTALS	RPI 1-25	RPI 26-50	W-L RECORDS	RPI 51-100	RPI 101-150	RPI 150+				
4- 12	0- 1	0- 0	OVERALL	0- 3	0- 3	4- 5				
2- 3	0- 0	0- 0	HOME	0- 0	0- 1	2- 2				
1- 8	0- 1	0- 0	AWAY	0- 3	0- 2	1- 2				
1- 1	0- 0	0- 0	NEUTRAL	0- 0	0- 0	1- 1				
3- 8	0- 1	0- 0	NON-CONFERENCE	0- 2	0- 2	3- 3				
1- 2	0- 0	0- 0	HOME	0- 0	0- 0	1- 2				
1- 5	0- 1	0- 0	AWAY	0- 2	0- 2	1- 0				
1- 1	0- 0	0- 0	NEUTRAL	0- 0	0- 0	1- 1				
1- 4	0- 0	0- 0	CONFERENCE	0- 1	0- 1	1- 2				
1- 1	0- 0	0- 0	HOME	0- 0	0- 1	1- 0				
0- 3	0- 0	0- 0	AWAY	0- 1	0- 0	0- 2				
0- 0	0- 0	0- 0	NEUTRAL	0- 0	0- 0	0- 0				

RPI 1-25				RPI 26-50				RPI 51-100				RPI 101+ Team's RPI: 282			
RPI	S	Opponent	Score	RPI	S	Opponent	Score	RPI	S	Opponent	Score	RPI	S	Opponent	Score
2	A	South Carolina	50 92					55	A	Michigan	35 62	101	A	UNC Greensboro	47 54
								66	A	Troy	55 84	109	H	UT Arlington	60 82
								90	A	Elon	66 67	135	A	VCU	38 66
												183	N	Bethune-Cookman	44 61
												210	H	ETSU	61 67
												212	A	Arkansas St.	58 76
												236	H	Gardner-Webb	56 67
												255	A	South Alabama	66 81
												293	H	Texas St.	73 65
												308	A	Wofford	54 51
												321	H	Mercer	77 68
												330	N	Canisius	74 57
LAST 10 Division I															
212	A	Arkansas St.	58 76	101	A	UNC Greensboro	47 54								
293	H	Texas St.	73 65	330	N	Canisius	74 57								
109	H	UT Arlington	60 82	183	N	Bethune-Cookman	44 61								
66	A	Troy	55 84	55	A	Michigan	35 62								
255	A	South Alabama	66 81	308	A	Wofford	54 51								

Non-Div I Games:

Appalachian St.

■ Loss,
 ■ Non-Conf, S Site,
 ■ Home
 ■ Away
 N Neutral

Average RPI Win:	204	WON-LOST	WINNING	LAST 10	STRENGTH OF	OPP. STRENGTH	TEAM	ADJ.	CONF.	ADJ CONF.
Average RPI Loss:	7	RECORD	PCT. RANK	GAMES	SCHEDULE	OF SCHEDULE	RPI	RPI	RPI	RPI
DIV. I ONLY	13- 3	31	7-3	132	82	51	51	1	1	
DIV. I NON-CONF.	11- 0	1	5-0	325	236	76	76	1	1	
TOTALS	RPI 1-25	RPI 26-50	W-L RECORDS	RPI 51-100	RPI 101-150	RPI 150+				
13- 3	0- 3	1- 0	OVERALL	1- 0	2- 0	9- 0				
7- 2	0- 2	0- 0	HOME	0- 0	1- 0	6- 0				
6- 1	0- 1	1- 0	AWAY	1- 0	1- 0	3- 0				
0- 0	0- 0	0- 0	NEUTRAL	0- 0	0- 0	0- 0				
11- 0	0- 0	0- 0	NON-CONFERENCE	1- 0	1- 0	9- 0				
7- 0	0- 0	0- 0	HOME	0- 0	1- 0	6- 0				
4- 0	0- 0	0- 0	AWAY	1- 0	0- 0	3- 0				
0- 0	0- 0	0- 0	NEUTRAL	0- 0	0- 0	0- 0				
2- 3	0- 3	1- 0	CONFERENCE	0- 0	1- 0	0- 0				
0- 2	0- 2	0- 0	HOME	0- 0	0- 0	0- 0				
2- 1	0- 1	1- 0	AWAY	0- 0	1- 0	0- 0				
0- 0	0- 0	0- 0	NEUTRAL	0- 0	0- 0	0- 0				

RPI 1-25				RPI 26-50				RPI 51-100				RPI 101+			
RPI	S	Opponent	Score	RPI	S	Opponent	Score	RPI	S	Opponent	Score	RPI	S	Opponent	Score
5	H	Oregon St.	61 63	34	A	Arizona St.	58 53	59	A	Texas	83 58	110	A	Southern California	65 57
6	A	UCLA	58 70									141	H	Santa Clara	65 52
11	H	Oregon	64 71									157	H	North Dakota	74 42
												169	A	Montana	77 42
												205	A	UTEP	54 43
												245	H	UC Riverside	70 27
												270	H	UC Santa Barbara	61 42
												278	H	Monmouth	86 34
												309	H	Prairie View	83 48
												332	H	Tennessee St.	77 42
												349	A	Chicago St.	82 50
LAST 10 Division I															
11	H	Oregon	64 71	270	H	UC Santa Barbara	61 42								
5	H	Oregon St.	61 63	332	H	Tennessee St.	77 42								
6	A	UCLA	58 70	205	A	UTEP	54 43								
110	A	Southern California	65 57	278	H	Monmouth	86 34								
34	A	Arizona St.	58 53	245	H	UC Riverside	70 27								

Non-Div I Games:

Average RPI Win:	166	WON-LOST	WINNING	LAST 10	STRENGTH OF	OPP. STRENGTH	TEAM	ADJ.	CONF.	ADJ CONF.
Average RPI Loss:	36	RECORD	PCT. RANK	GAMES	SCHEDULE	OF SCHEDULE	RPI	RPI	RPI	RPI
DIV. I ONLY	13- 4	46	8-2	48	41	34	34	1	1	
DIV. I NON-CONF.	10- 2	30	5-0	225	84	65	65	1	1	
TOTALS	RPI 1-25	RPI 26-50	W-L RECORDS	RPI 51-100	RPI 101-150	RPI 150+				
13- 4	3- 2	1- 0	OVERALL	1- 2	1- 0	7- 0				
9- 1	3- 0	0- 0	HOME	1- 1	0- 0	5- 0				
2- 2	0- 1	0- 0	AWAY	0- 1	1- 0	1- 0				
2- 1	0- 1	1- 0	NEUTRAL	0- 0	0- 0	1- 0				
10- 2	1- 1	1- 0	NON-CONFERENCE	1- 1	0- 0	7- 0				
7- 0	1- 0	0- 0	HOME	1- 0	0- 0	5- 0				
1- 1	0- 0	0- 0	AWAY	0- 1	0- 0	1- 0				
2- 1	0- 1	1- 0	NEUTRAL	0- 0	0- 0	1- 0				
3- 2	2- 1	0- 0	CONFERENCE	0- 1	1- 0	0- 0				
2- 1	2- 0	0- 0	HOME	0- 1	0- 0	0- 0				
1- 1	0- 1	0- 0	AWAY	0- 0	1- 0	0- 0				
0- 0	0- 0	0- 0	NEUTRAL	0- 0	0- 0	0- 0				

RPI 1-25				RPI 26-50				RPI 51-100				RPI 101+			
RPI	S	Opponent	Score	RPI	S	Opponent	Score	RPI	S	Opponent	Score	RPI	S	Opponent	Score
5	H	Oregon St.	55 47	47	N	Middle Tenn.	61 60	51	H	Arizona	53 58	110	A	Southern California	63 54
6	A	UCLA	66 68					62	A	Minnesota	66 80	170	H	New Mexico	84 47
11	H	Oregon	72 66					73	H	BYU	60 52	249	H	Army West Point	83 51
18	H	Creighton	70 55									253	N	Maine	57 31
25	N	Purdue	52 59									279	H	Idaho St.	74 69
												304	H	Air Force	87 56
												311	A	New Mexico St.	70 47
												331	H	Cal Poly	66 41
LAST 10 Division I															
5	H	Oregon St.	55 47	18	H	Creighton	70 55								
11	H	Oregon	72 66	311	A	New Mexico St.	70 47								
110	A	Southern California	63 54	170	H	New Mexico	84 47								
6	A	UCLA	66 68	279	H	Idaho St.	74 69								
51	H	Arizona	53 58	73	H	BYU	60 52								

Non-Div I Games:

Arizona St.

Average RPI Win:	328	WON-LOST	WINNING	LAST 10	STRENGTH OF	OPP. STRENGTH	TEAM	ADJ.	CONF.	ADJ CONF.
Average RPI Loss:	154	RECORD	PCT. RANK	GAMES	SCHEDULE	OF SCHEDULE	RPI	RPI	RPI	RPI
DIV. I ONLY	2- 10	322	2-8	170	296	256	256	31	31	
DIV. I NON-CONF.	0- 9	338	0-7	54	235	304	304	29	29	
TOTALS	RPI 1-25	RPI 26-50	W-L RECORDS	RPI 51-100	RPI 101-150	RPI 150+				
2- 10	0- 0	0- 0	OVERALL	0- 3	0- 3	2- 4				
0- 0	0- 0	0- 0	HOME	0- 0	0- 0	0- 0				
2- 10	0- 0	0- 0	AWAY	0- 3	0- 3	2- 4				
0- 0	0- 0	0- 0	NEUTRAL	0- 0	0- 0	0- 0				
0- 9	0- 0	0- 0	NON-CONFERENCE	0- 3	0- 3	0- 3				
0- 0	0- 0	0- 0	HOME	0- 0	0- 0	0- 0				
0- 9	0- 0	0- 0	AWAY	0- 3	0- 3	0- 3				
0- 0	0- 0	0- 0	NEUTRAL	0- 0	0- 0	0- 0				
2- 1	0- 0	0- 0	CONFERENCE	0- 0	0- 0	2- 1				
0- 0	0- 0	0- 0	HOME	0- 0	0- 0	0- 0				
2- 1	0- 0	0- 0	AWAY	0- 0	0- 0	2- 1				
0- 0	0- 0	0- 0	NEUTRAL	0- 0	0- 0	0- 0				

RPI 1-25				RPI 26-50				RPI 51-100				RPI 101+				Team's RPI: 256	
RPI	S	Opponent	Score	RPI	S	Opponent	Score	RPI	S	Opponent	Score	RPI	S	Opponent	Score		
								54	A	Washington St.	56	85	104	A	Coastal Caro.	69	76
								68	A	Tennessee	51	92	125	A	Illinois	50	65
								87	A	Iowa St.	40	90	140	A	Wichita St.	50	100
												190	A	Texas Tech	55	81	
												212	A	Arkansas St.	60	81	
												274	A	Milwaukee	55	69	
												283	A	Alabama A&M	55	74	
												305	A	Alabama St.	73	62	
												350	A	Mississippi Val.	80	77	
LAST 10 Division I																	
				305	A	Alabama St.	73	62	212	A	Arkansas St.	60	81				
				283	A	Alabama A&M	55	74	54	A	Washington St.	56	85				
				350	A	Mississippi Val.	80	77	87	A	Iowa St.	40	90				
				190	A	Texas Tech	55	81	68	A	Tennessee	51	92				
				140	A	Wichita St.	50	100	125	A	Illinois	50	65				

Non-Div I Games: Philander Smith 66 54

Ark.-Pine Bluff

■ Loss,
 ■ Non-Conf,
 ■ S Site,
 ■ Home
 ■ A Away
 N Neutral

Arkansas

Through Games Of Jan. 16, 2020

Average RPI Win:	172	WON-LOST	WINNING	LAST 10	STRENGTH OF	OPP. STRENGTH	TEAM	ADJ.	CONF.	ADJ CONF.
Average RPI Loss:	44	RECORD	PCT. RANK	GAMES	SCHEDULE	OF SCHEDULE	RPI	RPI	RPI	RPI
DIV. I ONLY	14- 3	26	8-2	134	46	46	46	5	5	
DIV. I NON-CONF.	12- 1	9	6-0	181	112	32	32	5	5	
TOTALS	RPI 1-25	RPI 26-50	W-L RECORDS	RPI 51-100	RPI 101-150	RPI 150+				
14- 3	0- 2	0- 0	OVERALL	2- 0	5- 1	7- 0				
11- 1	0- 1	0- 0	HOME	2- 0	2- 0	7- 0				
1- 2	0- 1	0- 0	AWAY	0- 0	1- 1	0- 0				
2- 0	0- 0	0- 0	NEUTRAL	0- 0	2- 0	0- 0				
12- 1	0- 0	0- 0	NON-CONFERENCE	2- 0	4- 1	6- 0				
10- 0	0- 0	0- 0	HOME	2- 0	2- 0	6- 0				
0- 1	0- 0	0- 0	AWAY	0- 0	0- 1	0- 0				
2- 0	0- 0	0- 0	NEUTRAL	0- 0	2- 0	0- 0				
2- 2	0- 2	0- 0	CONFERENCE	0- 0	1- 0	1- 0				
1- 1	0- 1	0- 0	HOME	0- 0	0- 0	1- 0				
1- 1	0- 1	0- 0	AWAY	0- 0	1- 0	0- 0				
0- 0	0- 0	0- 0	NEUTRAL	0- 0	0- 0	0- 0				

RPI 1-25				RPI 26-50		Team's RPI: 46	RPI 51-100			RPI 101+		
RPI	S	Opponent	Score	RPI	S	Opponent	Score	RPI	S	Opponent	Score	
2	A	South Carolina	82 91					74	H	UT Martin	96 46	
20	H	Texas A&M	77 84					83	H	Belmont	91 60	
LAST 10 Division I												
154	H	Missouri	90 73	207	H	Little Rock	86 53					
2	A	South Carolina	82 91	344	H	Northwestern St.	99 39					
148	A	Auburn	86 70	216	H	Tulsa	91 41					
20	H	Texas A&M	77 84	158	H	Kansas St.	81 72					
74	H	UT Martin	96 46	129	N	Wisconsin	68 64					

Non-Div I Games:

Arkansas

■ Loss,
 ■ Non-Conf, S Site,
 ■ Home
 ■ Away
 N Neutral

Average RPI Win:	286	WON-LOST	WINNING	LAST 10	STRENGTH OF	OPP. STRENGTH	TEAM	ADJ.	CONF.	ADJ CONF.
Average RPI Loss:	137	RECORD	PCT. RANK	GAMES	SCHEDULE	OF SCHEDULE	RPI	RPI	RPI	RPI
DIV. I ONLY	6- 9	223	6-4	211	225	212	212	22	22	
DIV. I NON-CONF.	2- 8	295	2-3	120	216	244	244	22	22	
TOTALS	RPI 1-25	RPI 26-50	W-L RECORDS	RPI 51-100	RPI 101-150	RPI 150+				
6- 9	0- 2	0- 0	OVERALL	0- 1	0- 1	6- 5				
4- 1	0- 0	0- 0	HOME	0- 0	0- 0	4- 1				
2- 7	0- 2	0- 0	AWAY	0- 0	0- 1	2- 4				
0- 1	0- 0	0- 0	NEUTRAL	0- 1	0- 0	0- 0				
2- 8	0- 2	0- 0	NON-CONFERENCE	0- 1	0- 0	2- 5				
1- 1	0- 0	0- 0	HOME	0- 0	0- 0	1- 1				
1- 6	0- 2	0- 0	AWAY	0- 0	0- 0	1- 4				
0- 1	0- 0	0- 0	NEUTRAL	0- 1	0- 0	0- 0				
4- 1	0- 0	0- 0	CONFERENCE	0- 0	0- 1	4- 0				
3- 0	0- 0	0- 0	HOME	0- 0	0- 0	3- 0				
1- 1	0- 0	0- 0	AWAY	0- 0	0- 1	1- 0				
0- 0	0- 0	0- 0	NEUTRAL	0- 0	0- 0	0- 0				

RPI 1-25				RPI 26-50				RPI 51-100				RPI 101+ Team's RPI: 212			
RPI	S	Opponent	Score	RPI	S	Opponent	Score	RPI	S	Opponent	Score	RPI	S	Opponent	Score
10	A	DePaul	64 109					84	N	N.C. A&T	50 55	109	A	UT Arlington	44 71
14	A	Baylor	43 111									165	H	Southeast Mo. St.	67 79
												181	A	Memphis	50 78
												211	A	Murray St.	62 77
												216	A	Tulsa	77 79
												239	A	Louisiana Tech	54 67
												256	H	Ark.-Pine Bluff	81 60
												273	A	San Diego St.	71 62
												282	H	Appalachian St.	76 58
												287	H	Ga. Southern	69 62
												293	A	Texas St.	56 53
												323	H	Georgia St.	70 68
LAST 10 Division I															
282	H	Appalachian St.	76 58	239	A	Louisiana Tech	54 67								
287	H	Ga. Southern	69 62	14	A	Baylor	43 111								
323	H	Georgia St.	70 68	181	A	Memphis	50 78								
293	A	Texas St.	56 53	256	H	Ark.-Pine Bluff	81 60								
109	A	UT Arlington	44 71	273	A	San Diego St.	71 62								

Non-Div I Games: Central Baptist 88 63

Arkansas St.

■ Loss,
 ■ Non-Conf, S Site,
 ■ Home
 ■ Away
 N Neutral

Army West Point

Through Games Of Jan. 16, 2020

Average RPI Win:	288	WON-LOST	WINNING	LAST 10	STRENGTH OF	OPP. STRENGTH	TEAM	ADJ.	CONF.	ADJ CONF.
Average RPI Loss:	137	RECORD	PCT. RANK	GAMES	SCHEDULE	OF SCHEDULE	RPI	RPI	RPI	RPI
DIV. I ONLY	5- 11	261	4-6	152	286	249	249	15	15	
DIV. I NON-CONF.	4- 7	225	3-2	235	313	261	261	15	15	
TOTALS	RPI 1-25	RPI 26-50	W-L RECORDS	RPI 51-100	RPI 101-150	RPI 150+				
5- 11	0- 0	0- 2	OVERALL	0- 2	1- 2	4- 5				
3- 5	0- 0	0- 1	HOME	0- 1	1- 1	2- 2				
2- 6	0- 0	0- 1	AWAY	0- 1	0- 1	2- 3				
0- 0	0- 0	0- 0	NEUTRAL	0- 0	0- 0	0- 0				
4- 7	0- 0	0- 2	NON-CONFERENCE	0- 1	0- 1	4- 3				
2- 3	0- 0	0- 1	HOME	0- 0	0- 1	2- 1				
2- 4	0- 0	0- 1	AWAY	0- 1	0- 0	2- 2				
0- 0	0- 0	0- 0	NEUTRAL	0- 0	0- 0	0- 0				
1- 4	0- 0	0- 0	CONFERENCE	0- 1	1- 1	0- 2				
1- 2	0- 0	0- 0	HOME	0- 1	1- 0	0- 1				
0- 2	0- 0	0- 0	AWAY	0- 0	0- 1	0- 1				
0- 0	0- 0	0- 0	NEUTRAL	0- 0	0- 0	0- 0				

RPI S	Opponent	Score	RPI S	Opponent	Score	RPI S	Opponent	Score	RPI S	Opponent	Score	Team's RPI: 249
30	H TCU	52 66	57	A St. John's (NY)	60 96	106	A Colgate	93 100				
34	A Arizona St.	51 83	64	H Bucknell	52 63	139	H Holy Cross	61 48				
						144	H William & Mary	65 77				
						171	H Columbia	62 71				
						193	H Boston U.	66 72				
						195	A American	57 73				
						215	A Manhattan	56 86				
						295	A St. Francis Brooklyn	64 70				
						304	A Air Force	68 66				
						315	H Bryant	81 75				
						336	A Fairleigh Dickinson	70 68				
						347	H LIU Brooklyn	67 60				
LAST 10 Division I												
139	H Holy Cross	61 48	315	H Bryant	81 75							
193	H Boston U.	66 72	215	A Manhattan	56 86							
195	A American	57 73	57	A St. John's (NY)	60 96							
106	A Colgate	93 100	347	H LIU Brooklyn	67 60							
64	H Bucknell	52 63	336	A Fairleigh Dickinson	70 68							

Non-Div I Games:

Army West Point

Loss, Non-Conf, S Site, H Home A Away N Neutral

Average RPI Win:	220	WON-LOST	WINNING	LAST 10	STRENGTH OF	OPP. STRENGTH	TEAM	ADJ.	CONF.	ADJ CONF.
Average RPI Loss:	68	RECORD	PCT. RANK	GAMES	SCHEDULE	OF SCHEDULE	RPI	RPI	RPI	RPI
DIV. I ONLY	6- 9	223	4-6	39	88	148	148	5	5	
DIV. I NON-CONF.	6- 5	151	4-2	68	123	108	108	5	5	
TOTALS	RPI 1-25	RPI 26-50	W-L RECORDS	RPI 51-100	RPI 101-150	RPI 150+				
6- 9	0- 1	0- 4	OVERALL	1- 2	0- 1	5- 1				
4- 4	0- 0	0- 2	HOME	0- 1	0- 1	4- 0				
1- 3	0- 0	0- 1	AWAY	0- 1	0- 0	1- 1				
1- 2	0- 1	0- 1	NEUTRAL	1- 0	0- 0	0- 0				
6- 5	0- 1	0- 3	NON-CONFERENCE	1- 0	0- 0	5- 1				
4- 1	0- 0	0- 1	HOME	0- 0	0- 0	4- 0				
1- 2	0- 0	0- 1	AWAY	0- 0	0- 0	1- 1				
1- 2	0- 1	0- 1	NEUTRAL	1- 0	0- 0	0- 0				
0- 4	0- 0	0- 1	CONFERENCE	0- 2	0- 1	0- 0				
0- 3	0- 0	0- 1	HOME	0- 1	0- 1	0- 0				
0- 1	0- 0	0- 0	AWAY	0- 1	0- 0	0- 0				
0- 0	0- 0	0- 0	NEUTRAL	0- 0	0- 0	0- 0				

RPI 1-25				RPI 26-50				RPI 51-100				RPI 101+ Team's RPI: 148			
RPI	S	Opponent	Score	RPI	S	Opponent	Score	RPI	S	Opponent	Score	RPI	S	Opponent	Score
23	N	Drake	82 83	30	A	TCU	65 80	56	A	Vanderbilt	55 77	142	H	Florida	63 83
				37	H	Old Dominion	77 89	70	H	Alabama	48 75	162	A	UAB	75 80
				46	H	Arkansas	70 86	98	N	Dayton	76 74	167	H	Saint Joseph's	66 62
				47	N	Middle Tenn.	50 73					183	H	Bethune-Cookman	74 56
												255	A	South Alabama	82 62
												308	H	Wofford	84 82
												310	H	Jacksonville St.	62 53
LAST 10 Division I															
70	H	Alabama	48 75	183	H	Bethune-Cookman	74 56								
142	H	Florida	63 83	30	A	TCU	65 80								
46	H	Arkansas	70 86	255	A	South Alabama	82 62								
56	A	Vanderbilt	55 77	23	N	Drake	82 83								
310	H	Jacksonville St.	62 53	98	N	Dayton	76 74								

Non-Div I Games:

Auburn

■ Loss,
■ Non-Conf,
■ S Site,
■ H Home
■ A Away
N Neutral

Average RPI Win:	260	WON-LOST	WINNING	LAST 10	STRENGTH OF	OPP. STRENGTH	TEAM	ADJ.	CONF.	ADJ CONF.
Average RPI Loss:	117	RECORD	PCT. RANK	GAMES	SCHEDULE	OF SCHEDULE	RPI	RPI	RPI	RPI
DIV. I ONLY	8- 6	136	5-5	197	323	146	146	20	20	
DIV. I NON-CONF.	7- 2	56	4-1	262	290	83	83	21	21	
TOTALS	RPI 1-25	RPI 26-50	W-L RECORDS	RPI 51-100	RPI 101-150	RPI 150+				
8- 6	0- 1	0- 0	OVERALL	1- 1	0- 1	7- 3				
2- 2	0- 0	0- 0	HOME	1- 1	0- 0	1- 1				
5- 4	0- 1	0- 0	AWAY	0- 0	0- 1	5- 2				
1- 0	0- 0	0- 0	NEUTRAL	0- 0	0- 0	1- 0				
7- 2	0- 1	0- 0	NON-CONFERENCE	1- 0	0- 1	6- 0				
2- 0	0- 0	0- 0	HOME	1- 0	0- 0	1- 0				
4- 2	0- 1	0- 0	AWAY	0- 0	0- 1	4- 0				
1- 0	0- 0	0- 0	NEUTRAL	0- 0	0- 0	1- 0				
1- 4	0- 0	0- 0	CONFERENCE	0- 1	0- 0	1- 3				
0- 2	0- 0	0- 0	HOME	0- 1	0- 0	0- 1				
1- 2	0- 0	0- 0	AWAY	0- 0	0- 0	1- 2				
0- 0	0- 0	0- 0	NEUTRAL	0- 0	0- 0	0- 0				

RPI 1-25				RPI 26-50				RPI 51-100				RPI 101+ Team's RPI: 146			
RPI	S	Opponent	Score	RPI	S	Opponent	Score	RPI	S	Opponent	Score	RPI	S	Opponent	Score
16	A	Kentucky	52 81					74	H	UT Martin	61 69	125	A	Illinois	62 76
								89	H	Illinois St.	77 72	159	A	Tennessee Tech	49 58
												165	A	Southeast Mo. St.	43 81
												165	H	Southeast Mo. St.	66 79
												196	N	Binghamton	80 63
												213	A	Chattanooga	50 49
												283	A	Alabama A&M	67 61
												310	A	Jacksonville St.	63 57
												312	A	FIU	58 56
												326	H	Evansville	80 64
												350	A	Mississippi Val.	100 82
LAST 10 Division I															
165	A	Southeast Mo. St.	43 81	89	H	Illinois St.	77 72	312	A	FIU	58 56				
310	A	Jacksonville St.	63 57	196	N	Binghamton	80 63	283	A	Alabama A&M	67 61				
159	A	Tennessee Tech	49 58	74	H	UT Martin	61 69	16	A	Kentucky	52 81				
				165	H	Southeast Mo. St.	66 79								

Non-Div I Games: Christian Bros. 82 62 Ky. Wesleyan 103 70

Austin Peay

■ Loss,
 ■ Non-Conf,
 ■ S Site,
 ■ H Home
 ■ A Away
 N Neutral

Average RPI Win:	203	WON-LOST	WINNING	LAST 10	STRENGTH OF	OPP. STRENGTH	TEAM	ADJ.	CONF.	ADJ CONF.
Average RPI Loss:	66	RECORD	PCT. RANK	GAMES	SCHEDULE	OF SCHEDULE	RPI	RPI	RPI	RPI
DIV. I ONLY	8- 7	155	6-4	42	116	73	73	11	11	
DIV. I NON-CONF.	4- 5	195	2-2	36	114	96	96	11	11	
TOTALS	RPI 1-25	RPI 26-50	W-L RECORDS	RPI 51-100	RPI 101-150	RPI 150+				
8- 7	0- 2	0- 1	OVERALL	2- 2	0- 2	6- 0				
3- 3	0- 1	0- 0	HOME	0- 0	0- 2	3- 0				
4- 3	0- 0	0- 1	AWAY	2- 2	0- 0	2- 0				
1- 1	0- 1	0- 0	NEUTRAL	0- 0	0- 0	1- 0				
4- 5	0- 1	0- 1	NON-CONFERENCE	1- 2	0- 1	3- 0				
2- 1	0- 0	0- 0	HOME	0- 0	0- 1	2- 0				
1- 3	0- 0	0- 1	AWAY	1- 2	0- 0	0- 0				
1- 1	0- 1	0- 0	NEUTRAL	0- 0	0- 0	1- 0				
4- 2	0- 1	0- 0	CONFERENCE	1- 0	0- 1	3- 0				
1- 2	0- 1	0- 0	HOME	0- 0	0- 1	1- 0				
3- 0	0- 0	0- 0	AWAY	1- 0	0- 0	2- 0				
0- 0	0- 0	0- 0	NEUTRAL	0- 0	0- 0	0- 0				

RPI	S	Opponent	Score	RPI	S	Opponent	Score	RPI	S	Opponent	Score	RPI	S	Opponent	Score
5	N	Oregon St.	34 65	34	A	Arizona St.	52 60	54	A	Washington St.	50 67	130	H	Portland	48 57
7	H	Gonzaga	43 55					82	A	Pacific	76 66	134	H	Utah	73 77
								97	A	Fresno St.	71 65	155	N	San Jose St.	75 56
								100	A	Boise St.	55 66	168	H	San Diego	52 36
												233	A	Pepperdine	65 47
												271	A	LMU (CA)	59 44
												288	H	Utah St.	67 50
												329	H	Utah Valley	71 57
LAST 10 Division I															
				82	A	Pacific	76 66	271	A	LMU (CA)	59 44				
				168	H	San Diego	52 36	5	N	Oregon St.	34 65				
				130	H	Portland	48 57	155	N	San Jose St.	75 56				
				7	H	Gonzaga	43 55	329	H	Utah Valley	71 57				
				233	A	Pepperdine	65 47	100	A	Boise St.	55 66				

Non-Div I Games: Tex. A&M-Kingsville90 38

BYU

■ Loss,
■ Non-Conf,
■ S Site,
■ H Home
■ A Away
N Neutral

Average RPI Win:	182	WON-LOST	WINNING	LAST 10	STRENGTH OF	OPP. STRENGTH	TEAM	ADJ.	CONF.	ADJ CONF.
Average RPI Loss:	77	RECORD	PCT. RANK	GAMES	SCHEDULE	OF SCHEDULE	RPI	RPI	RPI	RPI
DIV. I ONLY	10- 5	79	7-3	122	109	65	65	10	10	
DIV. I NON-CONF.	7- 4	100	4-2	149	141	91	91	10	10	
TOTALS	RPI 1-25	RPI 26-50	W-L RECORDS	RPI 51-100	RPI 101-150	RPI 150+				
10- 5	0- 0	0- 2	OVERALL	1- 1	3- 2	6- 0				
4- 1	0- 0	0- 1	HOME	0- 0	2- 0	2- 0				
3- 3	0- 0	0- 1	AWAY	0- 1	0- 1	3- 0				
3- 1	0- 0	0- 0	NEUTRAL	1- 0	1- 1	1- 0				
7- 4	0- 0	0- 1	NON-CONFERENCE	1- 1	2- 2	4- 0				
2- 1	0- 0	0- 1	HOME	0- 0	1- 0	1- 0				
2- 2	0- 0	0- 0	AWAY	0- 1	0- 1	2- 0				
3- 1	0- 0	0- 0	NEUTRAL	1- 0	1- 1	1- 0				
3- 1	0- 0	0- 1	CONFERENCE	0- 0	1- 0	2- 0				
2- 0	0- 0	0- 0	HOME	0- 0	1- 0	1- 0				
1- 1	0- 0	0- 1	AWAY	0- 0	0- 0	1- 0				
0- 0	0- 0	0- 0	NEUTRAL	0- 0	0- 0	0- 0				

RPI 1-25			RPI 26-50			RPI 51-100			Team's RPI: 65	RPI 101+		
RPI	S	Opponent	Score	RPI	S	Opponent	Score	RPI	S	Opponent	Score	
28	A	Central Mich.	39 66	63	A	IUPUI	48 65	102	N	Providence	52 51	
45	H	Western Ky.	86 91	86	N	Lehigh	54 52	116	H	Kent St.	66 62	
								121	A	Cincinnati	56 63	
								129	N	Wisconsin	56 67	
								143	H	Butler	74 70	
								170	A	New Mexico	70 57	
								178	H	Eastern Mich.	59 54	
								199	A	Bowling Green	86 80	
								232	H	Xavier	70 49	
								271	N	LMU (CA)	77 72	
								324	A	Purdue Fort Wayne	83 52	
LAST 10 Division I												
28	A	Central Mich.	39 66	102	N	Providence	52 51					
178	H	Eastern Mich.	59 54	271	N	LMU (CA)	77 72					
199	A	Bowling Green	86 80	45	H	Western Ky.	86 91					
116	H	Kent St.	66 62	129	N	Wisconsin	56 67					
170	A	New Mexico	70 57	86	N	Lehigh	54 52					

Non-Div I Games: Urbana 84 49

Ball St.

Average RPI Win:	139	WON-LOST	WINNING	LAST 10	STRENGTH OF	OPP. STRENGTH	TEAM	ADJ.	CONF.	ADJ CONF.
Average RPI Loss:	2	RECORD	PCT. RANK	GAMES	SCHEDULE	OF SCHEDULE	RPI	RPI	RPI	RPI
DIV. I ONLY	14- 1	9	9-1	60	7	14	14	4	4	
DIV. I NON-CONF.	11- 1	13	6-1	118	17	20	20	4	4	
TOTALS	RPI 1-25	RPI 26-50	W-L RECORDS	RPI 51-100	RPI 101-150	RPI 150+				
14- 1	3- 1	1- 0	OVERALL	4- 0	0- 0	6- 0				
9- 0	0- 0	1- 0	HOME	2- 0	0- 0	6- 0				
3- 0	2- 0	0- 0	AWAY	1- 0	0- 0	0- 0				
2- 1	1- 1	0- 0	NEUTRAL	1- 0	0- 0	0- 0				
11- 1	2- 1	0- 0	NON-CONFERENCE	3- 0	0- 0	6- 0				
8- 0	0- 0	0- 0	HOME	2- 0	0- 0	6- 0				
1- 0	1- 0	0- 0	AWAY	0- 0	0- 0	0- 0				
2- 1	1- 1	0- 0	NEUTRAL	1- 0	0- 0	0- 0				
3- 0	1- 0	1- 0	CONFERENCE	1- 0	0- 0	0- 0				
1- 0	0- 0	1- 0	HOME	0- 0	0- 0	0- 0				
2- 0	1- 0	0- 0	AWAY	1- 0	0- 0	0- 0				
0- 0	0- 0	0- 0	NEUTRAL	0- 0	0- 0	0- 0				

RPI	S	Opponent	Score
2	N	South Carolina	59 74
4	A	UConn	74 58
12	N	Indiana	77 62
24	A	Oklahoma	77 56

RPI	S	Opponent	Score
40	H	Oklahoma St.	94 48

RPI	S	Opponent	Score
54	N	Washington St.	89 66
69	A	Kansas	90 47
71	H	Georgia	72 38
80	H	South Fla.	58 46

RPI	S	Opponent	Score
191	H	Lamar University	90 28
212	H	Arkansas St.	111 43
268	H	Morehead St.	94 47
291	H	New Hampshire	97 29
300	H	Houston Baptist	112 42
327	H	Grambling	120 46

LAST 10 Division I

69	A	Kansas	90 47	212	H	Arkansas St.	111 43
40	H	Oklahoma St.	94 48	71	H	Georgia	72 38
4	A	UConn	74 58	2	N	South Carolina	59 74
24	A	Oklahoma	77 56	12	N	Indiana	77 62
268	H	Morehead St.	94 47	54	N	Washington St.	89 66

Non-Div I Games:

Baylor

■ Loss,
 ■ Non-Conf, S Site,
 ■ Home
 ■ Away
 N Neutral

Belmont

Through Games Of Jan. 16, 2020

Average RPI Win:	198	WON-LOST	WINNING	LAST 10	STRENGTH OF	OPP. STRENGTH	TEAM	ADJ.	CONF.	ADJ CONF.
Average RPI Loss:	60	RECORD	PCT. RANK	GAMES	SCHEDULE	OF SCHEDULE	RPI	RPI	RPI	RPI
DIV. I ONLY	9- 7	144	6-4	76	104	83	83	20	20	
DIV. I NON-CONF.	5- 6	187	2-3	55	16	97	97	21	21	
TOTALS	RPI 1-25	RPI 26-50	W-L RECORDS	RPI 51-100	RPI 101-150	RPI 150+				
9- 7	0- 1	1- 4	OVERALL	1- 1	0- 0	7- 1				
7- 0	0- 0	1- 0	HOME	1- 0	0- 0	5- 0				
2- 5	0- 0	0- 3	AWAY	0- 1	0- 0	2- 1				
0- 2	0- 1	0- 1	NEUTRAL	0- 0	0- 0	0- 0				
5- 6	0- 1	1- 4	NON-CONFERENCE	1- 0	0- 0	3- 1				
4- 0	0- 0	1- 0	HOME	1- 0	0- 0	2- 0				
1- 4	0- 0	0- 3	AWAY	0- 0	0- 0	1- 1				
0- 2	0- 1	0- 1	NEUTRAL	0- 0	0- 0	0- 0				
4- 1	0- 0	0- 0	CONFERENCE	0- 1	0- 0	4- 0				
3- 0	0- 0	0- 0	HOME	0- 0	0- 0	3- 0				
1- 1	0- 0	0- 0	AWAY	0- 1	0- 0	1- 0				
0- 0	0- 0	0- 0	NEUTRAL	0- 0	0- 0	0- 0				

RPI 1-25				RPI 26-50				RPI 51-100				Team's RPI: 83	RPI 101+			
RPI	S	Opponent	Score	RPI	S	Opponent	Score	RPI	S	Opponent	Score		RPI	S	Opponent	Score
22	N	Maryland	26 90	31	A	Marquette	51 53	67	H	UCF	72 37		163	A	Toledo	48 53
				36	N	Virginia Tech	58 60	74	A	UT Martin	57 74		165	A	Southeast Mo. St.	57 45
				45	A	Western Ky.	46 77						213	H	Chattanooga	63 50
				46	A	Arkansas	60 91						217	H	Northern Ky.	62 45
				47	H	Middle Tenn.	68 57						241	H	Eastern Ill.	69 45
													259	A	Lipscomb	69 68
													260	H	Eastern Ky.	68 48
													313	H	SIUE	69 48
LAST 10 Division I																
				260	H	Eastern Ky.	68 48	31	A	Marquette	51 53					
				74	A	UT Martin	57 74	47	H	Middle Tenn.	68 57					
				165	A	Southeast Mo. St.	57 45	259	A	Lipscomb	69 68					
				241	H	Eastern Ill.	69 45	163	A	Toledo	48 53					
				313	H	SIUE	69 48	22	N	Maryland	26 90					

Non-Div I Games:

Belmont

Loss, Non-Conf, S Site, H Home A Away N Neutral

Bethune-Cookman

Through Games Of Jan. 16, 2020

Average RPI Win:	281	WON-LOST	WINNING	LAST 10	STRENGTH OF	OPP. STRENGTH	TEAM	ADJ.	CONF.	ADJ CONF.
Average RPI Loss:	94	RECORD	PCT. RANK	GAMES	SCHEDULE	OF SCHEDULE	RPI	RPI	RPI	RPI
DIV. I ONLY	9- 5	93	6-4	308	221	183	183	30	30	
DIV. I NON-CONF.	6- 4	122	3-3	286	180	167	167	31	31	
TOTALS	RPI 1-25	RPI 26-50	W-L RECORDS	RPI 51-100	RPI 101-150	RPI 150+				
9- 5	0- 0	0- 1	OVERALL	0- 2	0- 1	9- 1				
3- 2	0- 0	0- 1	HOME	0- 1	0- 0	3- 0				
5- 3	0- 0	0- 0	AWAY	0- 1	0- 1	5- 1				
1- 0	0- 0	0- 0	NEUTRAL	0- 0	0- 0	1- 0				
6- 4	0- 0	0- 1	NON-CONFERENCE	0- 2	0- 1	6- 0				
1- 2	0- 0	0- 1	HOME	0- 1	0- 0	1- 0				
4- 2	0- 0	0- 0	AWAY	0- 1	0- 1	4- 0				
1- 0	0- 0	0- 0	NEUTRAL	0- 0	0- 0	1- 0				
3- 1	0- 0	0- 0	CONFERENCE	0- 0	0- 0	3- 1				
2- 0	0- 0	0- 0	HOME	0- 0	0- 0	2- 0				
1- 1	0- 0	0- 0	AWAY	0- 0	0- 0	1- 1				
0- 0	0- 0	0- 0	NEUTRAL	0- 0	0- 0	0- 0				

RPI 1-25				RPI 26-50				RPI 51-100				RPI 101+ Team's RPI: 183			
RPI	S	Opponent	Score	RPI	S	Opponent	Score	RPI	S	Opponent	Score	RPI	S	Opponent	Score
				28	H	Central Mich.	67 92	66	H	Troy	62 68	148	A	Auburn	56 74
								70	A	Alabama	49 60	160	A	Norfolk St.	51 61
												219	A	Howard	75 59
												222	A	Jacksonville	53 52
												226	A	Stetson	59 55
												282	N	Appalachian St.	61 44
												287	H	Ga. Southern	75 57
												298	H	Morgan St.	74 65
												312	A	FIU	65 60
												339	A	Charleston So.	81 41
												343	H	Coppin St.	82 51
LAST 10 Division I															
				298	H	Morgan St.	74 65	226	A	Stetson	59 55				
				343	H	Coppin St.	82 51	282	N	Appalachian St.	61 44				
				219	A	Howard	75 59	70	A	Alabama	49 60				
				160	A	Norfolk St.	51 61	148	A	Auburn	56 74				
				28	H	Central Mich.	67 92	222	A	Jacksonville	53 52				

Non-Div I Games: Edward Waters 79 46 Palm Beach Atl. 68 45

Bethune-Cookman

Loss, Non-Conf, S Site, H Home A Away N Neutral

Average RPI Win: 268		WON-LOST	WINNING	LAST 10	STRENGTH OF	OPP. STRENGTH	TEAM	ADJ.	CONF.	ADJ CONF.
Average RPI Loss: 198		RECORD	PCT. RANK	GAMES	SCHEDULE	OF SCHEDULE	RPI	RPI	RPI	RPI
DIV. I ONLY		11- 5	74	5-5	338	231	196	196	28	28
DIV. I NON-CONF.		10- 2	30	4-2	329	196	126	126	28	28
TOTALS	RPI 1-25	RPI 26-50		W-L RECORDS		RPI 51-100	RPI 101-150	RPI 150+		
11- 5	0- 0	0- 1		OVERALL		0- 0	1- 1	10- 3		
5- 1	0- 0	0- 0		HOME		0- 0	0- 0	5- 1		
5- 3	0- 0	0- 1		AWAY		0- 0	1- 0	4- 2		
1- 1	0- 0	0- 0		NEUTRAL		0- 0	0- 1	1- 0		
10- 2	0- 0	0- 1		NON-CONFERENCE		0- 0	1- 1	9- 0		
5- 0	0- 0	0- 0		HOME		0- 0	0- 0	5- 0		
4- 1	0- 0	0- 1		AWAY		0- 0	1- 0	3- 0		
1- 1	0- 0	0- 0		NEUTRAL		0- 0	0- 1	1- 0		
1- 3	0- 0	0- 0		CONFERENCE		0- 0	0- 0	1- 3		
0- 1	0- 0	0- 0		HOME		0- 0	0- 0	0- 1		
1- 2	0- 0	0- 0		AWAY		0- 0	0- 0	1- 2		
0- 0	0- 0	0- 0		NEUTRAL		0- 0	0- 0	0- 0		

RPI 1-25				RPI 26-50				RPI 51-100				RPI 101+				Team's RPI: 196	
RPI	S	Opponent	Score	RPI	S	Opponent	Score	RPI	S	Opponent	Score	RPI	S	Opponent	Score		
				41	A	Miami (FL)	56 79					146	N	Austin Peay	63 80		
												149	A	Cornell	59 56		
												178	H	Eastern Mich.	78 67		
												224	H	UMass Lowell	56 66		
												227	H	Niagara	74 55		
												247	H	Lafayette	74 64		
												252	A	Vermont	62 65		
												257	A	Delaware St.	75 66		
												277	H	St. Bonaventure	78 67		
												314	A	UMBC	61 43		
												316	A	Siena	89 62		
												318	H	NJIT	75 40		
												325	A	Albany (NY)	53 56		
												327	N	Grambling	88 67		
												336	A	Fairleigh Dickinson	60 48		
LAST 10 Division I																	
				252	A	Vermont	62 65	327	N	Grambling	88 67						
				224	H	UMass Lowell	56 66	146	N	Austin Peay	63 80						
				314	A	UMBC	61 43	41	A	Miami (FL)	56 79						
				325	A	Albany (NY)	53 56	149	A	Cornell	59 56						
				318	H	NJIT	75 40	178	H	Eastern Mich.	78 67						

Non-Div I Games:	Bloomsburg	70	45
------------------	------------	----	----

Binghamton

Loss, Non-Conf, S Site, H Home A Away N Neutral

Average RPI Win:	234	WON-LOST	WINNING	LAST 10	STRENGTH OF	OPP. STRENGTH	TEAM	ADJ.	CONF.	ADJ CONF.
Average RPI Loss:	86	RECORD	PCT. RANK	GAMES	SCHEDULE	OF SCHEDULE	RPI	RPI	RPI	RPI
DIV. I ONLY	11- 6	85	8-2	140	139	100	100	17	17	
DIV. I NON-CONF.	6- 4	122	3-0	52	37	74	74	24	24	
TOTALS	RPI 1-25	RPI 26-50	W-L RECORDS	RPI 51-100	RPI 101-150	RPI 150+				
11- 6	0- 2	0- 1	OVERALL	1- 1	0- 0	10- 2				
8- 2	0- 1	0- 0	HOME	1- 1	0- 0	7- 0				
3- 4	0- 1	0- 1	AWAY	0- 0	0- 0	3- 2				
0- 0	0- 0	0- 0	NEUTRAL	0- 0	0- 0	0- 0				
6- 4	0- 2	0- 1	NON-CONFERENCE	1- 1	0- 0	5- 0				
4- 2	0- 1	0- 0	HOME	1- 1	0- 0	3- 0				
2- 2	0- 1	0- 1	AWAY	0- 0	0- 0	2- 0				
0- 0	0- 0	0- 0	NEUTRAL	0- 0	0- 0	0- 0				
5- 2	0- 0	0- 0	CONFERENCE	0- 0	0- 0	5- 2				
4- 0	0- 0	0- 0	HOME	0- 0	0- 0	4- 0				
1- 2	0- 0	0- 0	AWAY	0- 0	0- 0	1- 2				
0- 0	0- 0	0- 0	NEUTRAL	0- 0	0- 0	0- 0				

RPI 1-25				RPI 26-50				RPI 51-100 Team's RPI: 100				RPI 101+			
RPI	S	Opponent	Score	RPI	S	Opponent	Score	RPI	S	Opponent	Score	RPI	S	Opponent	Score
1	H	Missouri St.	69 72	30	A	TCU	65 77	54	H	Washington St.	68 80	162	A	UAB	83 81
3	A	Louisville	82 98					73	H	BYU	66 55	170	H	New Mexico	83 82
												188	H	Portland St.	82 57
												202	A	UNLV	65 66
												223	A	Wyoming	68 73
												233	H	Pepperdine	76 74
												251	A	Colorado St.	72 69
												273	H	San Diego St.	86 72
												289	A	Eastern Wash.	63 61
												299	H	Nevada	54 40
												304	H	Air Force	70 61
												329	H	Utah Valley	77 69
LAST 10 Division I															
304	H	Air Force	70 61	233	H	Pepperdine	76 74								
273	H	San Diego St.	86 72	289	A	Eastern Wash.	63 61								
202	A	UNLV	65 66	73	H	BYU	66 55								
299	H	Nevada	54 40	251	A	Colorado St.	72 69								
223	A	Wyoming	68 73	170	H	New Mexico	83 82								

Non-Div I Games: Lewis-Clark St. 88 34 Western Ore. 75 32

Boise St.

Season College				Through Games Of Sun. 10/ 10/10						
Average RPI Win:	203	WON-LOST	WINNING	LAST 10	STRENGTH OF	OPP. STRENGTH	TEAM	ADJ.	CONF.	ADJ CONF.
Average RPI Loss:	49	RECORD	PCT. RANK	GAMES	SCHEDULE	OF SCHEDULE	RPI	RPI	RPI	RPI
DIV. I ONLY	9- 8	165	5-5	85	32	103	103	3	3	
DIV. I NON-CONF.	7- 4	100	3-1	91	129	73	73	3	3	
TOTALS	RPI 1-25		RPI 26-50		W-L RECORDS		RPI 51-100		RPI 101-150	
9- 8	0- 3		0- 3		OVERALL		0- 0		3- 2	
5- 3	0- 2		0- 1		HOME		0- 0		1- 0	
3- 4	0- 1		0- 1		AWAY		0- 0		1- 2	
1- 1	0- 0		0- 1		NEUTRAL		0- 0		1- 0	
7- 4	0- 1		0- 1		NON-CONFERENCE		0- 0		2- 2	
5- 0	0- 0		0- 0		HOME		0- 0		1- 0	
1- 3	0- 1		0- 0		AWAY		0- 0		0- 2	
1- 1	0- 0		0- 1		NEUTRAL		0- 0		1- 0	
2- 4	0- 2		0- 2		CONFERENCE		0- 0		1- 0	
0- 3	0- 2		0- 1		HOME		0- 0		0- 0	
2- 1	0- 0		0- 1		AWAY		0- 0		1- 0	
0- 0	0- 0		0- 0		NEUTRAL		0- 0		0- 0	

RPI 1-25					RPI 26-50					RPI 51-100					RPI 101+					Team's RPI: 103	
RPI	S	Opponent	Score		RPI	S	Opponent	Score		RPI	S	Opponent	Score		RPI	S	Opponent	Score			
3	H	Louisville	70	81	29	H	Virginia	52	69						102	A	Providence	60	76		
13	A	Northwestern	63	66	44	A	Duke	73	85						124	A	Notre Dame	75	65		
17	H	NC State	54	72	48	N	Charlotte	68	84						133	N	Tulane	89	76		
															135	H	VCU	87	52		
															139	A	Holy Cross	71	80		
															166	H	Rhode Island	66	55		
															193	A	Boston U.	88	57		
															224	H	UMass Lowell	89	46		
															257	H	Delaware St.	109	69		
															295	H	St. Francis Brooklyn	106	69		
															302	A	Pittsburgh	79	70		
EAST 10 Division I																					
3	H	Louisville	70	81	257	H	Delaware St.	109	69												
29	H	Virginia	52	69	193	A	Boston U.	88	57												
124	A	Notre Dame	75	65	44	A	Duke	73	85												
302	A	Pittsburgh	79	70	13	A	Northwestern	63	66												
17	H	NC State	54	72	133	N	Tulane	89	76												

Non-Div I Games:

Boston College

■ Loss, ■ Non-Conf, S Site, H Home A Away N Neutral

Average RPI Win: 241	WON-LOST	WINNING	LAST 10	STRENGTH OF	OPP. STRENGTH	TEAM	ADJ.	CONF.	ADJ CONF.
Average RPI Loss: 140	RECORD	PCT. RANK	GAMES	SCHEDULE	OF SCHEDULE	RPI	RPI	RPI	RPI
DIV. I ONLY	8- 8	173	5-5	213	214	193	193	15	15
DIV. I NON-CONF.	5- 6	187	2-3	175	242	200	200	15	15
TOTALS	RPI 1-25	RPI 26-50	W-L RECORDS	RPI 51-100	RPI 101-150	RPI 150+			
8- 8	0- 0	0- 0	OVERALL	0- 2	0- 4	8- 2			
4- 4	0- 0	0- 0	HOME	0- 1	0- 3	4- 0			
4- 4	0- 0	0- 0	AWAY	0- 1	0- 1	4- 2			
0- 0	0- 0	0- 0	NEUTRAL	0- 0	0- 0	0- 0			
5- 6	0- 0	0- 0	NON-CONFERENCE	0- 1	0- 4	5- 1			
2- 4	0- 0	0- 0	HOME	0- 1	0- 3	2- 0			
3- 2	0- 0	0- 0	AWAY	0- 0	0- 1	3- 1			
0- 0	0- 0	0- 0	NEUTRAL	0- 0	0- 0	0- 0			
3- 2	0- 0	0- 0	CONFERENCE	0- 1	0- 0	3- 1			
2- 0	0- 0	0- 0	HOME	0- 0	0- 0	2- 0			
1- 2	0- 0	0- 0	AWAY	0- 1	0- 0	1- 1			
0- 0	0- 0	0- 0	NEUTRAL	0- 0	0- 0	0- 0			

RPI S	Opponent	Score	RPI S	Opponent	Score	RPI S	Opponent	Score	RPI S	Opponent	Score	Team's RPI: 193
						77	H Marist	75 89	103	H Boston College	57 88	
						86	A Lehigh	34 51	111	A California	62 73	
									117	H Massachusetts	45 58	
									145	H Harvard	39 66	
									151	H Dartmouth	74 56	
									180	H Northeastern	72 56	
									195	H American	59 44	
									230	A UC Davis	68 75	
									247	A Lafayette	57 59	
									249	A Army West Point	72 66	
									253	A Maine	62 49	
									286	H Loyola Maryland	44 42	
									291	A New Hampshire	78 64	
									325	A Albany (NY)	60 58	
LAST 10 Division I												
286	H Loyola Maryland	44 42	180	H Northeastern	72 56							
249	A Army West Point	72 66	151	H Dartmouth	74 56							
86	A Lehigh	34 51	103	H Boston College	57 88							
195	H American	59 44	117	H Massachusetts	45 58							
247	A Lafayette	57 59	111	A California	62 73							

Non-Div I Games:

Boston U.

■ Loss,
 ■ Non-Conf,
 ■ S Site,
 ■ H Home
 ■ A Away
 N Neutral

Bowling Green

Through Games Of Jan. 16, 2020

Average RPI Win:	260	WON-LOST	WINNING	LAST 10	STRENGTH OF	OPP. STRENGTH	TEAM	ADJ.	CONF.	ADJ CONF.
Average RPI Loss:	133	RECORD	PCT. RANK	GAMES	SCHEDULE	OF SCHEDULE	RPI	RPI	RPI	RPI
DIV. I ONLY	5- 9	244	3-7	120	254	199	199	10	10	
DIV. I NON-CONF.	5- 5	164	3-3	164	301	144	144	10	10	
TOTALS	RPI 1-25	RPI 26-50	W-L RECORDS	RPI 51-100	RPI 101-150	RPI 150+				
5- 9	0- 1	0- 0	OVERALL	0- 2	0- 1	5- 5				
2- 2	0- 0	0- 0	HOME	0- 1	0- 0	2- 1				
2- 5	0- 1	0- 0	AWAY	0- 1	0- 1	2- 2				
1- 2	0- 0	0- 0	NEUTRAL	0- 0	0- 0	1- 2				
5- 5	0- 1	0- 0	NON-CONFERENCE	0- 0	0- 1	5- 3				
2- 0	0- 0	0- 0	HOME	0- 0	0- 0	2- 0				
2- 3	0- 1	0- 0	AWAY	0- 0	0- 1	2- 1				
1- 2	0- 0	0- 0	NEUTRAL	0- 0	0- 0	1- 2				
0- 4	0- 0	0- 0	CONFERENCE	0- 2	0- 0	0- 2				
0- 2	0- 0	0- 0	HOME	0- 1	0- 0	0- 1				
0- 2	0- 0	0- 0	AWAY	0- 1	0- 0	0- 1				
0- 0	0- 0	0- 0	NEUTRAL	0- 0	0- 0	0- 0				

RPI 1-25				RPI 26-50				RPI 51-100				RPI 101+ Team's RPI: 199			
RPI	S	Opponent	Score	RPI	S	Opponent	Score	RPI	S	Opponent	Score	RPI	S	Opponent	Score
25	A	Purdue	74 81					65	H	Ball St.	80 86	108	A	Loyola Chicago	76 84
								78	A	Buffalo	59 65	164	N	Green Bay	54 73
												172	A	Valparaiso	90 95
												177	H	Akron	73 76
												178	A	Eastern Mich.	61 78
												187	H	Cleveland St.	89 62
												231	N	San Francisco	56 64
												268	H	Morehead St.	79 65
												274	A	Milwaukee	63 51
												276	A	Marshall	82 69
												297	N	California Baptist	98 60
LAST 10 Division I															
78	A	Buffalo	59 65	108	A	Loyola Chicago	76 84								
177	H	Akron	73 76	274	A	Milwaukee	63 51								
65	H	Ball St.	80 86	276	A	Marshall	82 69								
178	A	Eastern Mich.	61 78	297	N	California Baptist	98 60								
25	A	Purdue	74 81	231	N	San Francisco	56 64								

Non-Div I Games: Davis & Elkins 91 52 Notre Dame (OH) 88 54

Bowling Green

Loss,
Non-Conf, S Site,
Home
Away
N Neutral

Average RPI Win:	226	WON-LOST	WINNING	LAST 10	STRENGTH OF	OPP. STRENGTH	TEAM	ADJ.	CONF.	ADJ CONF.
Average RPI Loss:	81	RECORD	PCT. RANK	GAMES	SCHEDULE	OF SCHEDULE	RPI	RPI	RPI	RPI
DIV. I ONLY	11- 2	23	9-1	321	135	115	115	7	7	
DIV. I NON-CONF.	8- 2	54	6-1	306	136	111	111	7	7	
TOTALS	RPI 1-25	RPI 26-50	W-L RECORDS	RPI 51-100	RPI 101-150	RPI 150+				
11- 2	0- 0	0- 0	OVERALL	1- 1	1- 1	9- 0				
6- 0	0- 0	0- 0	HOME	1- 0	0- 0	5- 0				
2- 1	0- 0	0- 0	AWAY	0- 1	0- 0	2- 0				
3- 1	0- 0	0- 0	NEUTRAL	0- 0	1- 1	2- 0				
8- 2	0- 0	0- 0	NON-CONFERENCE	0- 1	1- 1	7- 0				
3- 0	0- 0	0- 0	HOME	0- 0	0- 0	3- 0				
2- 1	0- 0	0- 0	AWAY	0- 1	0- 0	2- 0				
3- 1	0- 0	0- 0	NEUTRAL	0- 0	1- 1	2- 0				
3- 0	0- 0	0- 0	CONFERENCE	1- 0	0- 0	2- 0				
3- 0	0- 0	0- 0	HOME	1- 0	0- 0	2- 0				
0- 0	0- 0	0- 0	AWAY	0- 0	0- 0	0- 0				
0- 0	0- 0	0- 0	NEUTRAL	0- 0	0- 0	0- 0				

RPI S	Opponent	Score	RPI S	Opponent	Score	RPI S	Opponent	Score	RPI S	Opponent	Score	Team's RPI: 115
						55 A	Michigan	57 77	107 N	Liberty	63 75	
						89 H	Illinois St.	76 61	122 N	Richmond	61 57	
									182 H	Miami (OH)	79 68	
									185 H	Jackson St.	78 69	
									201 N	George Mason	61 59	
									229 A	Western Ill.	84 49	
									275 H	Indiana St.	91 75	
									280 A	Oakland	74 58	
									289 N	Eastern Wash.	66 46	
									306 H	North Dakota St.	70 64	
									326 H	Evansville	82 51	
LAST 10 Division I												
			89 H	Illinois St.	76 61		185 H	Jackson St.	78 69			
			275 H	Indiana St.	91 75		306 H	North Dakota St.	70 64			
			326 H	Evansville	82 51		122 N	Richmond	61 57			
			289 N	Eastern Wash.	66 46		201 N	George Mason	61 59			
			107 N	Liberty	63 75		182 H	Miami (OH)	79 68			

Non-Div I Games: Eureka 101 39

Bradley

Average RPI Win:	296	WON-LOST	WINNING	LAST 10	STRENGTH OF	OPP. STRENGTH	TEAM	ADJ.	CONF.	ADJ CONF.
Average RPI Loss:	181	RECORD	PCT. RANK	GAMES	SCHEDULE	OF SCHEDULE	RPI	RPI	RPI	RPI
DIV. I ONLY	6- 7	202	4-6	300	327	242	242	9	9	
DIV. I NON-CONF.	6- 7	182	4-6	300	329	247	247	9	9	
TOTALS	RPI 1-25	RPI 26-50	W-L RECORDS	RPI 51-100	RPI 101-150	RPI 150+				
6- 7	0- 0	0- 0	OVERALL	0- 1	0- 2	6- 4				
1- 3	0- 0	0- 0	HOME	0- 0	0- 1	1- 2				
5- 3	0- 0	0- 0	AWAY	0- 1	0- 1	5- 1				
0- 1	0- 0	0- 0	NEUTRAL	0- 0	0- 0	0- 1				
6- 7	0- 0	0- 0	NON-CONFERENCE	0- 1	0- 2	6- 4				
1- 3	0- 0	0- 0	HOME	0- 0	0- 1	1- 2				
5- 3	0- 0	0- 0	AWAY	0- 1	0- 1	5- 1				
0- 1	0- 0	0- 0	NEUTRAL	0- 0	0- 0	0- 1				
0- 0	0- 0	0- 0	CONFERENCE	0- 0	0- 0	0- 0				
0- 0	0- 0	0- 0	HOME	0- 0	0- 0	0- 0				
0- 0	0- 0	0- 0	AWAY	0- 0	0- 0	0- 0				
0- 0	0- 0	0- 0	NEUTRAL	0- 0	0- 0	0- 0				

RPI	S	Opponent	Score	RPI	S	Opponent	Score	RPI	S	Opponent	Score	RPI	S	Opponent	Score	Team's RPI: 242
80	A	South Fla.	60	70	139	H	Holy Cross	71	83	117	A	Massachusetts	42	95		
										139	H	Holy Cross	71	83		
										166	N	Rhode Island	44	89		
										179	H	Merrimack	57	72		
										253	H	Maine	76	70		
										262	A	Fairfield	58	44		
										269	A	Longwood	76	86		
										291	A	New Hampshire	76	68		
										312	A	FIU	72	57		
										315	A	Bryant	56	50		
										315	H	Bryant	44	45		
										342	A	Central Conn. St.	83	73		
LAST 10 Division I																
80	A	South Fla.	60	70	139	H	Holy Cross	71	83							
312	A	FIU	72	57	179	H	Merrimack	57	72							
262	A	Fairfield	58	44	291	A	New Hampshire	76	68							
315	A	Bryant	56	50	117	A	Massachusetts	42	95							
166	N	Rhode Island	44	89	269	A	Longwood	76	86							

Non-Div I Games:

Brown

■ Loss,
 ■ Non-Conf,
 ■ S Site,
 ■ H Home
 ■ A Away
 N Neutral

Average RPI Win:	301	WON-LOST	WINNING	LAST 10	STRENGTH OF	OPP. STRENGTH	TEAM	ADJ.	CONF.	ADJ CONF.
Average RPI Loss:	191	RECORD	PCT. RANK	GAMES	SCHEDULE	OF SCHEDULE	RPI	RPI	RPI	RPI
DIV. I ONLY	3- 12	308	2-8	273	312	315	315	29	29	
DIV. I NON-CONF.	2- 9	304	1-5	270	285	322	322	30	30	
TOTALS	RPI 1-25	RPI 26-50	W-L RECORDS	RPI 51-100	RPI 101-150	RPI 150+				
3- 12	0- 0	0- 0	OVERALL	0- 1	0- 3	3- 8				
1- 6	0- 0	0- 0	HOME	0- 0	0- 1	1- 5				
2- 6	0- 0	0- 0	AWAY	0- 1	0- 2	2- 3				
0- 0	0- 0	0- 0	NEUTRAL	0- 0	0- 0	0- 0				
2- 9	0- 0	0- 0	NON-CONFERENCE	0- 1	0- 3	2- 5				
1- 4	0- 0	0- 0	HOME	0- 0	0- 1	1- 3				
1- 5	0- 0	0- 0	AWAY	0- 1	0- 2	1- 2				
0- 0	0- 0	0- 0	NEUTRAL	0- 0	0- 0	0- 0				
1- 3	0- 0	0- 0	CONFERENCE	0- 0	0- 0	1- 3				
0- 2	0- 0	0- 0	HOME	0- 0	0- 0	0- 2				
1- 1	0- 0	0- 0	AWAY	0- 0	0- 0	1- 1				
0- 0	0- 0	0- 0	NEUTRAL	0- 0	0- 0	0- 0				

RPI S	Opponent	Score	RPI S	Opponent	Score	RPI S	Opponent	Score	RPI S	Opponent	Score	Team's RPI: 315
						62	A Minnesota	56	102	H Providence	32	76
									125	A Illinois	55	69
									139	A Holy Cross	75	87
									179	A Merrimack	66	78
									208	H Mt. St. Mary's	70	76
									218	H Saint Francis (PA)	60	63
									224	H UMass Lowell	35	55
									242	A Brown	45	44
									242	H Brown	50	56
									249	A Army West Point	75	81
									252	A Vermont	66	71
									291	H New Hampshire	56	68
									325	H Albany (NY)	68	55
									336	A Fairleigh Dickinson	57	45
LAST 10 Division I												
			208	H Mt. St. Mary's	70	76	325	H Albany (NY)	68	55		
			179	A Merrimack	66	78	242	H Brown	50	56		
			336	A Fairleigh Dickinson	57	45	102	H Providence	32	76		
			218	H Saint Francis (PA)	60	63	224	H UMass Lowell	35	55		
			249	A Army West Point	75	81	62	A Minnesota	56	101		

Non-Div I Games:

Bryant

■ Loss,
 ■ Non-Conf,
 ■ S Site,
 ■ H Home
 ■ A Away
 N Neutral

Bucknell

Through Games Of Jan. 16, 2020

Average RPI Win:	207	WON-LOST	WINNING	LAST 10	STRENGTH OF	OPP. STRENGTH	TEAM	ADJ.	CONF.	ADJ CONF.
Average RPI Loss:	97	RECORD	PCT. RANK	GAMES	SCHEDULE	OF SCHEDULE	RPI	RPI	RPI	RPI
DIV. I ONLY	12- 4	51	9-1	169	143	64	64	15	15	
DIV. I NON-CONF.	7- 4	100	4-1	133	139	82	82	15	15	
TOTALS	RPI 1-25	RPI 26-50	W-L RECORDS	RPI 51-100	RPI 101-150	RPI 150+				
12- 4	0- 0	0- 1	OVERALL	1- 1	2- 1	9- 1				
5- 1	0- 0	0- 0	HOME	1- 1	0- 0	4- 0				
5- 3	0- 0	0- 1	AWAY	0- 0	1- 1	4- 1				
2- 0	0- 0	0- 0	NEUTRAL	0- 0	1- 0	1- 0				
7- 4	0- 0	0- 1	NON-CONFERENCE	1- 1	1- 1	5- 1				
3- 1	0- 0	0- 0	HOME	1- 1	0- 0	2- 0				
2- 3	0- 0	0- 1	AWAY	0- 0	0- 1	2- 1				
2- 0	0- 0	0- 0	NEUTRAL	0- 0	1- 0	1- 0				
5- 0	0- 0	0- 0	CONFERENCE	0- 0	1- 0	4- 0				
2- 0	0- 0	0- 0	HOME	0- 0	0- 0	2- 0				
3- 0	0- 0	0- 0	AWAY	0- 0	1- 0	2- 0				
0- 0	0- 0	0- 0	NEUTRAL	0- 0	0- 0	0- 0				

RPI S	Opponent	Score	RPI S	Opponent	Score	RPI S	Opponent	Score	RPI S	Opponent	Score
29	A Virginia	60 84	52	H Temple	61 72	78	H Drexel	60 49	105	A Stony Brook	73 78
									121	N Cincinnati	56 48
									139	A Holy Cross	51 40
									195	H American	68 43
									200	A Quinnipiac	69 76
									201	A George Mason	64 51
									218	A Saint Francis (PA)	70 46
									219	N Howard	70 60
									247	H Lafayette	50 36
									249	A Army West Point	63 52
									265	A Navy	61 34
									277	H St. Bonaventure	68 60
									278	H Monmouth	71 37
LAST 10 Division I											
195	H American	68 43	105	A Stony Brook	73 78						
139	A Holy Cross	51 40	218	A Saint Francis (PA)	70 46						
265	A Navy	61 34	78	H Drexel	60 49						
247	H Lafayette	50 36	201	A George Mason	64 51						
249	A Army West Point	63 52	121	N Cincinnati	56 48						

Non-Div I Games:

Bucknell

Loss, Non-Conf, S Site, H Home A Away N Neutral

Average RPI Win:	205	WON-LOST	WINNING	LAST 10	STRENGTH OF	OPP. STRENGTH	TEAM	ADJ.	CONF.	ADJ CONF.
Average RPI Loss:	105	RECORD	PCT. RANK	GAMES	SCHEDULE	OF SCHEDULE	RPI	RPI	RPI	RPI
DIV. I ONLY	11- 4	58	7-3	191	169	78	78	10	10	
DIV. I NON-CONF.	9- 2	39	5-1	207	200	59	59	10	10	
TOTALS	RPI 1-25	RPI 26-50	W-L RECORDS	RPI 51-100	RPI 101-150	RPI 150+				
11- 4	0- 1	0- 0	OVERALL	2- 1	0- 0	9- 2				
6- 1	0- 0	0- 0	HOME	1- 1	0- 0	5- 0				
3- 3	0- 1	0- 0	AWAY	0- 0	0- 0	3- 2				
2- 0	0- 0	0- 0	NEUTRAL	1- 0	0- 0	1- 0				
9- 2	0- 1	0- 0	NON-CONFERENCE	2- 0	0- 0	7- 1				
5- 0	0- 0	0- 0	HOME	1- 0	0- 0	4- 0				
2- 2	0- 1	0- 0	AWAY	0- 0	0- 0	2- 1				
2- 0	0- 0	0- 0	NEUTRAL	1- 0	0- 0	1- 0				
2- 2	0- 0	0- 0	CONFERENCE	0- 1	0- 0	2- 1				
1- 1	0- 0	0- 0	HOME	0- 1	0- 0	1- 0				
1- 1	0- 0	0- 0	AWAY	0- 0	0- 0	1- 1				
0- 0	0- 0	0- 0	NEUTRAL	0- 0	0- 0	0- 0				

RPI S	Opponent	Score	RPI S	Opponent	Score	RPI S	Opponent	Score	RPI S	Opponent	Score
9	A Stanford	69 88				78	N Drexel	63 59	151	H Dartmouth	73 49
						94	H Ohio	65 76	155	A San Jose St.	88 95
						98	H Dayton	67 59	163	A Toledo	59 71
									171	H Columbia	82 75
									182	A Miami (OH)	86 72
									195	N American	73 55
									199	H Bowling Green	65 59
									227	A Niagara	81 67
									277	A St. Bonaventure	46 36
									330	H Canisius	71 55
									342	H Central Conn. St.	61 56
LAST 10 Division I											
199	H Bowling Green	65 59	98	H Dayton	67 59						
94	H Ohio	65 76	277	A St. Bonaventure	46 36						
163	A Toledo	59 71	195	N American	73 55						
182	A Miami (OH)	86 72	78	N Drexel	63 59						
151	H Dartmouth	73 49	9	A Stanford	69 88						

Non-Div I Games:

Buffalo

Loss,
Non-Conf,
S Site,
H Home
A Away
N Neutral

Average RPI Win:	211	WON-LOST	WINNING	LAST 10	STRENGTH OF	OPP. STRENGTH	TEAM	ADJ.	CONF.	ADJ CONF.
Average RPI Loss:	53	RECORD	PCT. RANK	GAMES	SCHEDULE	OF SCHEDULE	RPI	RPI	RPI	RPI
DIV. I ONLY	11- 5	74	7-3	246	43	143	143	6	6	
DIV. I NON-CONF.	8- 3	68	4-1	238	63	127	127	6	6	
TOTALS	RPI 1-25	RPI 26-50	W-L RECORDS	RPI 51-100	RPI 101-150	RPI 150+				
11- 5	0- 1	0- 0	OVERALL	3- 4	0- 0	8- 0				
7- 3	0- 1	0- 0	HOME	1- 2	0- 0	6- 0				
3- 1	0- 0	0- 0	AWAY	1- 1	0- 0	2- 0				
1- 1	0- 0	0- 0	NEUTRAL	1- 1	0- 0	0- 0				
8- 3	0- 1	0- 0	NON-CONFERENCE	2- 2	0- 0	6- 0				
7- 1	0- 1	0- 0	HOME	1- 0	0- 0	6- 0				
0- 1	0- 0	0- 0	AWAY	0- 1	0- 0	0- 0				
1- 1	0- 0	0- 0	NEUTRAL	1- 1	0- 0	0- 0				
3- 2	0- 0	0- 0	CONFERENCE	1- 2	0- 0	2- 0				
0- 2	0- 0	0- 0	HOME	0- 2	0- 0	0- 0				
3- 0	0- 0	0- 0	AWAY	1- 0	0- 0	2- 0				
0- 0	0- 0	0- 0	NEUTRAL	0- 0	0- 0	0- 0				

RPI 1-25				RPI 26-50				RPI 51-100				RPI 101+ Team's RPI: 143			
RPI	S	Opponent	Score	RPI	S	Opponent	Score	RPI	S	Opponent	Score	RPI	S	Opponent	Score
12	H	Indiana	53 64					57	H	St. John's (NY)	42 67	177	H	Akron	76 55
								60	H	Seton Hall	62 67	232	A	Xavier	78 70
								63	H	IUPUI	64 61	235	A	Georgetown	47 46
								65	A	Ball St.	70 74	260	H	Eastern Ky.	73 41
								71	N	Georgia	36 69	267	H	High Point	74 52
								75	A	Villanova	58 41	284	H	Wagner	74 58
								94	N	Ohio	60 55	307	H	Detroit Mercy	82 60
												324	H	Purdue Fort Wayne	85 58
LAST 10 Division I															
235	A	Georgetown	47 46	324	H	Purdue Fort Wayne	85 58								
75	A	Villanova	58 41	267	H	High Point	74 52								
232	A	Xavier	78 70	12	H	Indiana	53 64								
57	H	St. John's (NY)	42 67	177	H	Akron	76 55								
60	H	Seton Hall	62 67	94	N	Ohio	60 55								

Non-Div I Games:

Butler

CSU Bakersfield

Through Games Of Jan. 16, 2020

Average RPI Win:	234	WON-LOST	WINNING	LAST 10	STRENGTH OF	OPP. STRENGTH	TEAM	ADJ.	CONF.	ADJ CONF.
Average RPI Loss:	98	RECORD	PCT. RANK	GAMES	SCHEDULE	OF SCHEDULE	RPI	RPI	RPI	RPI
DIV. I ONLY	8- 5	112	8-2	106	199	72	72	32	32	
DIV. I NON-CONF.	5- 5	164	5-2	72	173	116	116	32	32	
TOTALS	RPI 1-25	RPI 26-50	W-L RECORDS	RPI 51-100	RPI 101-150	RPI 150+				
8- 5	0- 2	0- 0	OVERALL	1- 1	0- 0	7- 2				
6- 0	0- 0	0- 0	HOME	1- 0	0- 0	5- 0				
2- 5	0- 2	0- 0	AWAY	0- 1	0- 0	2- 2				
0- 0	0- 0	0- 0	NEUTRAL	0- 0	0- 0	0- 0				
5- 5	0- 2	0- 0	NON-CONFERENCE	1- 1	0- 0	4- 2				
5- 0	0- 0	0- 0	HOME	1- 0	0- 0	4- 0				
0- 5	0- 2	0- 0	AWAY	0- 1	0- 0	0- 2				
0- 0	0- 0	0- 0	NEUTRAL	0- 0	0- 0	0- 0				
3- 0	0- 0	0- 0	CONFERENCE	0- 0	0- 0	3- 0				
1- 0	0- 0	0- 0	HOME	0- 0	0- 0	1- 0				
2- 0	0- 0	0- 0	AWAY	0- 0	0- 0	2- 0				
0- 0	0- 0	0- 0	NEUTRAL	0- 0	0- 0	0- 0				

RPI 1-25				RPI 26-50				RPI 51-100 Team's RPI: 72				RPI 101+			
RPI	S	Opponent	Score	RPI	S	Opponent	Score	RPI	S	Opponent	Score	RPI	S	Opponent	Score
5	A	Oregon St.	50 69					81	A	Washington	49 80	153	A	Wright St.	60 65
7	A	Gonzaga	48 92					82	H	Pacific	80 70	155	H	San Jose St.	75 71
												238	H	UMKC	70 60
												244	A	Grand Canyon	59 54
												245	A	UC Riverside	52 53
												266	H	North Texas	61 52
												270	H	UC Santa Barbara	66 62
												297	A	California Baptist	66 61
												322	H	N.C. Central	80 71
LAST 10 Division I															
238	H	UMKC	70 60	270	H	UC Santa Barbara	66 62								
297	A	California Baptist	66 61	82	H	Pacific	80 70								
244	A	Grand Canyon	59 54	322	H	N.C. Central	80 71								
245	A	UC Riverside	52 53	155	H	San Jose St.	75 71								
5	A	Oregon St.	50 69	266	H	North Texas	61 52								

Non-Div I Games: Fresno Pacific 95 64 Westcliff 100 44 Cal St. Dom. Hills 83 74

CSU Bakersfield

Loss, Non-Conf, S Site, H Home A Away N Neutral

Average RPI Win:	233	WON-LOST	WINNING	LAST 10	STRENGTH OF	OPP. STRENGTH	TEAM	ADJ.	CONF.	ADJ CONF.
Average RPI Loss:	138	RECORD	PCT. RANK	GAMES	SCHEDULE	OF SCHEDULE	RPI	RPI	RPI	RPI
DIV. I ONLY	7- 9	205	6-4	268	64	234	234	26	26	
DIV. I NON-CONF.	4- 9	250	3-4	272	26	268	268	26	26	
TOTALS	RPI 1-25	RPI 26-50	W-L RECORDS	RPI 51-100	RPI 101-150	RPI 150+				
7- 9	0- 1	0- 1	OVERALL	0- 1	1- 2	6- 4				
4- 4	0- 1	0- 1	HOME	0- 0	1- 2	3- 0				
2- 4	0- 0	0- 0	AWAY	0- 1	0- 0	2- 3				
1- 1	0- 0	0- 0	NEUTRAL	0- 0	0- 0	1- 1				
4- 9	0- 1	0- 1	NON-CONFERENCE	0- 1	1- 2	3- 4				
1- 4	0- 1	0- 1	HOME	0- 0	1- 2	0- 0				
2- 4	0- 0	0- 0	AWAY	0- 1	0- 0	2- 3				
1- 1	0- 0	0- 0	NEUTRAL	0- 0	0- 0	1- 1				
3- 0	0- 0	0- 0	CONFERENCE	0- 0	0- 0	3- 0				
3- 0	0- 0	0- 0	HOME	0- 0	0- 0	3- 0				
0- 0	0- 0	0- 0	AWAY	0- 0	0- 0	0- 0				
0- 0	0- 0	0- 0	NEUTRAL	0- 0	0- 0	0- 0				

RPI 1-25				RPI 26-50				RPI 51-100				RPI 101+ Team's RPI: 234			
RPI	S	Opponent	Score	RPI	S	Opponent	Score	RPI	S	Opponent	Score	RPI	S	Opponent	Score
6	H	UCLA	44 58	29	H	Virginia	47 72	54	A	Washington St.	61 71	110	H	Southern California	53 69
												130	H	Portland	73 64
												141	H	Santa Clara	55 76
												168	A	San Diego	40 59
												194	H	Hawaii	58 54
												203	N	SMU	58 68
												209	H	Cal St. Fullerton	63 57
												231	A	San Francisco	61 79
												271	A	LMU (CA)	56 54
												273	A	San Diego St.	74 69
												275	N	Indiana St.	67 59
												281	H	UC Irvine	70 62
												297	A	California Baptist	56 64
LAST 10 Division I															
209	H	Cal St. Fullerton	63 57	141	H	Santa Clara	55 76								
281	H	UC Irvine	70 62	6	H	UCLA	44 58								
194	H	Hawaii	58 54	271	A	LMU (CA)	56 54								
273	A	San Diego St.	74 69	275	N	Indiana St.	67 59								
168	A	San Diego	40 59	203	N	SMU	58 68								

Non-Div I Games: Hope Int'l 77 54

CSUN

■ Loss,
 ■ Non-Conf,
 ■ S Site,
 ■ H Home
 ■ A Away
 N Neutral

Average RPI Win:	268	WON-LOST	WINNING	LAST 10	STRENGTH OF	OPP. STRENGTH	TEAM	ADJ.	CONF.	ADJ CONF.
Average RPI Loss:	204	RECORD	PCT. RANK	GAMES	SCHEDULE	OF SCHEDULE	RPI	RPI	RPI	RPI
DIV. I ONLY	2- 10	322	2-8	263	314	331	331	26	26	
DIV. I NON-CONF.	2- 8	295	2-6	236	310	323	323	26	26	
TOTALS	RPI 1-25	RPI 26-50	W-L RECORDS	RPI 51-100	RPI 101-150	RPI 150+				
2- 10	0- 0	0- 2	OVERALL	0- 1	0- 0	2- 7				
2- 3	0- 0	0- 1	HOME	0- 1	0- 0	2- 1				
0- 7	0- 0	0- 1	AWAY	0- 0	0- 0	0- 6				
0- 0	0- 0	0- 0	NEUTRAL	0- 0	0- 0	0- 0				
2- 8	0- 0	0- 2	NON-CONFERENCE	0- 1	0- 0	2- 5				
2- 3	0- 0	0- 1	HOME	0- 1	0- 0	2- 1				
0- 5	0- 0	0- 1	AWAY	0- 0	0- 0	0- 4				
0- 0	0- 0	0- 0	NEUTRAL	0- 0	0- 0	0- 0				
0- 2	0- 0	0- 0	CONFERENCE	0- 0	0- 0	0- 2				
0- 0	0- 0	0- 0	HOME	0- 0	0- 0	0- 0				
0- 2	0- 0	0- 0	AWAY	0- 0	0- 0	0- 2				
0- 0	0- 0	0- 0	NEUTRAL	0- 0	0- 0	0- 0				

RPI S	Opponent	Score	RPI S	Opponent	Score	RPI S	Opponent	Score	RPI S	Opponent	Score	Team's RPI: 331
34	A Arizona St.	41 66	37	H Old Dominion	55 61	97	H Fresno St.	52 79	152	A Saint Mary's (CA)	67 84	
									191	H Lamar University	57 56	
									233	A Pepperdine	53 63	
									270	A UC Santa Barbara	50 52	
									285	A Long Beach St.	69 72	
									294	A Denver	66 96	
									299	A Nevada	40 71	
									340	H Seattle U	49 72	
									345	H Sacramento St.	62 43	
LAST 10 Division I												
270	A UC Santa Barbara	50 52	191	H Lamar University	57 56							
285	A Long Beach St.	69 72	37	H Old Dominion	55 61							
299	A Nevada	40 71	34	A Arizona St.	41 66							
340	H Seattle U	49 72	345	H Sacramento St.	62 43							
152	A Saint Mary's (CA)	67 84	294	A Denver	66 96							

Non-Div I Games: Holy Names 100 35

Cal Poly

■ Loss,
 ■ Non-Conf,
 ■ S Site,
 ■ H Home
 ■ A Away
 N Neutral

Average RPI Win: 267		WON-LOST	WINNING	LAST 10	STRENGTH OF	OPP. STRENGTH	TEAM	ADJ.	CONF.	ADJ CONF.
Average RPI Loss: 219		RECORD	PCT. RANK	GAMES	SCHEDULE	OF SCHEDULE	RPI	RPI	RPI	RPI
DIV. I ONLY		10- 6	101	6-4	327	289	209	209	26	26
DIV. I NON-CONF.		8- 5	117	4-3	323	284	220	220	26	26
TOTALS		RPI 1-25	RPI 26-50	W-L RECORDS	RPI 51-100	RPI 101-150	RPI 150+			
10- 6	0- 0		0- 0	OVERALL	0- 0	0- 0	10- 6			
5- 2	0- 0		0- 0	HOME	0- 0	0- 0	5- 2			
5- 4	0- 0		0- 0	AWAY	0- 0	0- 0	5- 4			
0- 0	0- 0		0- 0	NEUTRAL	0- 0	0- 0	0- 0			
8- 5	0- 0		0- 0	NON-CONFERENCE	0- 0	0- 0	8- 5			
4- 2	0- 0		0- 0	HOME	0- 0	0- 0	4- 2			
4- 3	0- 0		0- 0	AWAY	0- 0	0- 0	4- 3			
0- 0	0- 0		0- 0	NEUTRAL	0- 0	0- 0	0- 0			
2- 1	0- 0		0- 0	CONFERENCE	0- 0	0- 0	2- 1			
1- 0	0- 0		0- 0	HOME	0- 0	0- 0	1- 0			
1- 1	0- 0		0- 0	AWAY	0- 0	0- 0	1- 1			
0- 0	0- 0		0- 0	NEUTRAL	0- 0	0- 0	0- 0			

RPI 1-25				RPI 26-50				RPI 51-100				RPI 101+				Team's RPI: 209	
RPI	S	Opponent	Score	RPI	S	Opponent	Score	RPI	S	Opponent	Score	RPI	S	Opponent	Score		
												161	A	Southern Utah	63	79	
												168	A	San Diego	72	67	
												169	H	Montana	69	71	
												202	A	UNLV	64	58	
												231	A	San Francisco	63	71	
												234	A	CSUN	57	63	
												244	A	Grand Canyon	80	70	
												246	H	Delaware	55	72	
												270	A	UC Santa Barbara	70	68	
												271	A	LMU (CA)	79	74	
												273	A	San Diego St.	45	55	
												285	H	Long Beach St.	69	65	
												288	H	Utah St.	83	62	
												297	H	California Baptist	97	93	
												304	H	Air Force	79	70	
												340	H	Seattle U	81	63	
LAST 10 Division I																	
234	A	CSUN	57	63	297	H	California Baptist	97	93								
285	H	Long Beach St.	69	65	168	A	San Diego	72	67								
270	A	UC Santa Barbara	70	68	231	A	San Francisco	63	71								
340	H	Seattle U	81	63	169	H	Montana	69	71								
304	H	Air Force	79	70	246	H	Delaware	55	72								

Non-Div I Games:

Cal St. Fullerton

Loss, Non-Conf, S Site, H Home A Away N Neutral

California

Through Games Of Jan. 16, 2020

Average RPI Win:	219	WON-LOST	WINNING	LAST 10	STRENGTH OF	OPP. STRENGTH	TEAM	ADJ.	CONF.	ADJ CONF.
Average RPI Loss:	45	RECORD	PCT. RANK	GAMES	SCHEDULE	OF SCHEDULE	RPI	RPI	RPI	RPI
DIV. I ONLY	8- 7	155	5-5	33	81	111	111	1	1	
DIV. I NON-CONF.	8- 3	68	5-1	87	195	68	68	1	1	
TOTALS	RPI 1-25	RPI 26-50	W-L RECORDS	RPI 51-100	RPI 101-150	RPI 150+				
8- 7	0- 4	1- 0	OVERALL	0- 2	1- 1	6- 0				
7- 4	0- 2	1- 0	HOME	0- 2	1- 0	5- 0				
1- 3	0- 2	0- 0	AWAY	0- 0	0- 1	1- 0				
0- 0	0- 0	0- 0	NEUTRAL	0- 0	0- 0	0- 0				
8- 3	0- 2	1- 0	NON-CONFERENCE	0- 0	1- 1	6- 0				
7- 1	0- 1	1- 0	HOME	0- 0	1- 0	5- 0				
1- 2	0- 1	0- 0	AWAY	0- 0	0- 1	1- 0				
0- 0	0- 0	0- 0	NEUTRAL	0- 0	0- 0	0- 0				
0- 4	0- 2	0- 0	CONFERENCE	0- 2	0- 0	0- 0				
0- 3	0- 1	0- 0	HOME	0- 2	0- 0	0- 0				
0- 1	0- 1	0- 0	AWAY	0- 0	0- 0	0- 0				
0- 0	0- 0	0- 0	NEUTRAL	0- 0	0- 0	0- 0				

RPI	S	Opponent	Score	RPI	S	Opponent	Score	RPI	S	Opponent	Score	RPI	S	Opponent	Score	Team's RPI: 111
4	A	UConn	61 72	46	H	Arkansas	84 80	54	H	Washington St.	75 96	141	H	Santa Clara	69 65	
9	A	Stanford	40 73					81	H	Washington	64 67	145	A	Harvard	53 56	
9	H	Stanford	65 79									193	H	Boston U.	73 62	
16	H	Kentucky	61 63									244	H	Grand Canyon	72 53	
												245	H	UC Riverside	84 61	
												273	A	San Diego St.	74 48	
												285	H	Long Beach St.	68 45	
												322	H	N.C. Central	90 69	
LAST 10 Division I																
9	H	Stanford	65 79	16	H	Kentucky	61 63									
9	A	Stanford	40 73	141	H	Santa Clara	69 65									
54	H	Washington St.	75 96	193	H	Boston U.	73 62									
81	H	Washington	64 67	285	H	Long Beach St.	68 45									
244	H	Grand Canyon	72 53	322	H	N.C. Central	90 69									

Non-Div I Games:

California

Loss, Non-Conf, S Site, H Home A Away N Neutral

Average RPI Win:	261	WON-LOST	WINNING	LAST 10	STRENGTH OF	OPP. STRENGTH	TEAM	ADJ.	CONF.	ADJ CONF.
Average RPI Loss:	202	RECORD	PCT. RANK	GAMES	SCHEDULE	OF SCHEDULE	RPI	RPI	RPI	RPI
DIV. I ONLY	6- 10	240	1-9	288	274	297	297	32	32	
DIV. I NON-CONF.	6- 6	164	1-5	257	282	239	239	32	32	
TOTALS	RPI 1-25	RPI 26-50	W-L RECORDS	RPI 51-100	RPI 101-150	RPI 150+				
6- 10	0- 1	0- 0	OVERALL	0- 1	0- 1	6- 7				
5- 3	0- 0	0- 0	HOME	0- 1	0- 0	5- 2				
1- 4	0- 0	0- 0	AWAY	0- 0	0- 0	1- 4				
0- 3	0- 1	0- 0	NEUTRAL	0- 0	0- 1	0- 1				
6- 6	0- 1	0- 0	NON-CONFERENCE	0- 0	0- 1	6- 4				
5- 1	0- 0	0- 0	HOME	0- 0	0- 0	5- 1				
1- 2	0- 0	0- 0	AWAY	0- 0	0- 0	1- 2				
0- 3	0- 1	0- 0	NEUTRAL	0- 0	0- 1	0- 1				
0- 4	0- 0	0- 0	CONFERENCE	0- 1	0- 0	0- 3				
0- 2	0- 0	0- 0	HOME	0- 1	0- 0	0- 1				
0- 2	0- 0	0- 0	AWAY	0- 0	0- 0	0- 2				
0- 0	0- 0	0- 0	NEUTRAL	0- 0	0- 0	0- 0				

RPI 1-25				RPI 26-50				RPI 51-100				RPI 101+ Team's RPI: 297			
RPI	S	Opponent	Score	RPI	S	Opponent	Score	RPI	S	Opponent	Score	RPI	S	Opponent	Score
9	N	Stanford	78 83					72	H	CSU Bakersfield	61 66	137	N	Houston	75 96
												199	N	Bowling Green	60 98
												209	A	Cal St. Fullerton	93 97
												214	H	Northern Ariz.	98 79
												234	H	CSUN	64 56
												244	H	Grand Canyon	58 62
												245	A	UC Riverside	64 80
												270	H	UC Santa Barbara	85 81
												273	H	San Diego St.	68 80
												279	A	Idaho St.	74 68
												283	H	Alabama A&M	60 55
												285	H	Long Beach St.	79 70
												311	A	New Mexico St.	56 57
												319	A	UTRGV	68 87
LAST 10 Division I															
244	H	Grand Canyon	58 62	279	A	Idaho St.	74 68								
72	H	CSU Bakersfield	61 66	209	A	Cal St. Fullerton	93 97								
319	A	UTRGV	68 87	245	A	UC Riverside	64 80								
311	A	New Mexico St.	56 57	199	N	Bowling Green	60 98								
273	H	San Diego St.	68 80	137	N	Houston	75 96								

Non-Div I Games: Ottawa (AZ) 103 75 LIFE Pacific 93 48

California Baptist

Loss, Non-Conf, S Site, H Home A Away N Neutral

Average RPI Win: 245		WON-LOST	WINNING	LAST 10	STRENGTH OF	OPP. STRENGTH	TEAM	ADJ.	CONF.	ADJ CONF.
Average RPI Loss: 194		RECORD	PCT. RANK	GAMES	SCHEDULE	OF SCHEDULE	RPI	RPI	RPI	RPI
DIV. I ONLY		9- 5	93	7-3	226	342	127	127	27	27
DIV. I NON-CONF.		3- 4	201	1-2	276	276	221	221	27	27
TOTALS		RPI 1-25	RPI 26-50	W-L RECORDS	RPI 51-100	RPI 101-150	RPI 150+			
9- 5	0- 0		0- 1	OVERALL	0- 1	1- 0	8- 3			
6- 0	0- 0		0- 0	HOME	0- 0	1- 0	5- 0			
3- 5	0- 0		0- 1	AWAY	0- 1	0- 0	3- 3			
0- 0	0- 0		0- 0	NEUTRAL	0- 0	0- 0	0- 0			
3- 4	0- 0		0- 1	NON-CONFERENCE	0- 1	1- 0	2- 2			
2- 0	0- 0		0- 0	HOME	0- 0	1- 0	1- 0			
1- 4	0- 0		0- 1	AWAY	0- 1	0- 0	1- 2			
0- 0	0- 0		0- 0	NEUTRAL	0- 0	0- 0	0- 0			
6- 1	0- 0		0- 0	CONFERENCE	0- 0	0- 0	6- 1			
4- 0	0- 0		0- 0	HOME	0- 0	0- 0	4- 0			
2- 1	0- 0		0- 0	AWAY	0- 0	0- 0	2- 1			
0- 0	0- 0		0- 0	NEUTRAL	0- 0	0- 0	0- 0			

RPI 1-25				RPI 26-50				RPI 51-100				RPI 101+				Team's RPI: 127	
RPI	S	Opponent	Score	RPI	S	Opponent	Score	RPI	S	Opponent	Score	RPI	S	Opponent	Score		
				37	A	Old Dominion	44 59	53	A	Wake Forest	46 74	101	H	UNC Greensboro	72 64		
												173	A	Hampton	68 31		
												236	H	Gardner-Webb	48 44		
												237	A	UNC Asheville	52 60		
												243	H	Kennesaw St.	63 51		
												248	H	Winthrop	63 47		
												267	H	High Point	73 36		
												269	A	Longwood	70 55		
												320	A	Hofstra	55 58		
												322	A	N.C. Central	64 67		
												333	A	Western Caro.	61 40		
												335	H	USC Upstate	50 38		
EAST 10 Division I																	
				248	H	Winthrop	63 47	335	H	USC Upstate	50 38						
				173	A	Hampton	68 31	267	H	High Point	73 36						
				236	H	Gardner-Webb	48 44	320	A	Hofstra	55 58						
				269	A	Longwood	70 55	53	A	Wake Forest	46 74						
				237	A	UNC Asheville	52 60	101	H	UNC Greensboro	72 64						

Non-Div I Games:	St. Andrews	122	56	Bluefield Col.	65	41
------------------	-------------	-----	----	----------------	----	----

Campbell

■ Loss, ■ Non-Conf, S Site, H Home A Away N Neutral

Average RPI Win:	278	WON-LOST	WINNING	LAST 10	STRENGTH OF	OPP. STRENGTH	TEAM	ADJ.	CONF.	ADJ CONF.
Average RPI Loss:	206	RECORD	PCT. RANK	GAMES	SCHEDULE	OF SCHEDULE	RPI	RPI	RPI	RPI
DIV. I ONLY	2- 12	327	1-9	284	297	330	330	24	24	
DIV. I NON-CONF.	1- 8	322	0-5	291	272	341	341	25	25	
TOTALS	RPI 1-25	RPI 26-50	W-L RECORDS	RPI 51-100	RPI 101-150	RPI 150+				
2- 12	0- 0	0- 0	OVERALL	0- 2	0- 1	2- 9				
1- 4	0- 0	0- 0	HOME	0- 1	0- 1	1- 2				
1- 7	0- 0	0- 0	AWAY	0- 1	0- 0	1- 6				
0- 1	0- 0	0- 0	NEUTRAL	0- 0	0- 0	0- 1				
1- 8	0- 0	0- 0	NON-CONFERENCE	0- 1	0- 1	1- 6				
1- 2	0- 0	0- 0	HOME	0- 0	0- 1	1- 1				
0- 5	0- 0	0- 0	AWAY	0- 1	0- 0	0- 4				
0- 1	0- 0	0- 0	NEUTRAL	0- 0	0- 0	0- 1				
1- 4	0- 0	0- 0	CONFERENCE	0- 1	0- 0	1- 3				
0- 2	0- 0	0- 0	HOME	0- 1	0- 0	0- 1				
1- 2	0- 0	0- 0	AWAY	0- 0	0- 0	1- 2				
0- 0	0- 0	0- 0	NEUTRAL	0- 0	0- 0	0- 0				

RPI 1-25			RPI 26-50			RPI 51-100			RPI 101+			Team's RPI: 330
RPI	S	Opponent	Score	RPI	S	Opponent	Score	RPI	S	Opponent	Score	
						77 H Marist	59 90	106 H Colgate			69 90	
						78 A Buffalo	55 71	163 A Toledo			65 83	
								173 A Youngstown St.			59 87	
								215 A Manhattan			50 68	
								226 A Stetson			52 68	
								252 A Vermont			53 76	
								262 A Fairfield			70 72	
								277 H St. Bonaventure			84 82	
								278 A Monmouth			71 62	
								282 N Appalachian St.			57 74	
								316 H Siena			63 68	
								325 H Albany (NY)			53 70	
LAST 10 Division I												
262 A		Fairfield	70 72	163 A		Toledo	65 83					
316 H		Siena	63 68	282 N		Appalachian St.	57 74					
77 H		Marist	59 90	226 A		Stetson	52 68					
278 A		Monmouth	71 62	252 A		Vermont	53 76					
215 A		Manhattan	50 68	325 H		Albany (NY)	53 70					

Non-Div I Games:

Canisius

Central Ark.

Through Games Of Jan. 16, 2020

Average RPI Win:	286	WON-LOST	WINNING	LAST 10	STRENGTH OF	OPP. STRENGTH	TEAM	ADJ.	CONF.	ADJ CONF.
Average RPI Loss:	136	RECORD	PCT. RANK	GAMES	SCHEDULE	OF SCHEDULE	RPI	RPI	RPI	RPI
DIV. I ONLY	4- 9	268	4-6	184	266	240	240	25	25	
DIV. I NON-CONF.	1- 5	313	1-2	77	137	252	252	23	23	
TOTALS	RPI 1-25	RPI 26-50	W-L RECORDS	RPI 51-100	RPI 101-150	RPI 150+				
4- 9	0- 1	0- 0	OVERALL	0- 1	0- 4	4- 3				
2- 2	0- 0	0- 0	HOME	0- 0	0- 2	2- 0				
2- 7	0- 1	0- 0	AWAY	0- 1	0- 2	2- 3				
0- 0	0- 0	0- 0	NEUTRAL	0- 0	0- 0	0- 0				
1- 5	0- 1	0- 0	NON-CONFERENCE	0- 1	0- 1	1- 2				
1- 0	0- 0	0- 0	HOME	0- 0	0- 0	1- 0				
0- 5	0- 1	0- 0	AWAY	0- 1	0- 1	0- 2				
0- 0	0- 0	0- 0	NEUTRAL	0- 0	0- 0	0- 0				
3- 4	0- 0	0- 0	CONFERENCE	0- 0	0- 3	3- 1				
1- 2	0- 0	0- 0	HOME	0- 0	0- 2	1- 0				
2- 2	0- 0	0- 0	AWAY	0- 0	0- 1	2- 1				
0- 0	0- 0	0- 0	NEUTRAL	0- 0	0- 0	0- 0				

RPI 1-25				RPI 26-50				RPI 51-100				RPI 101+ Team's RPI: 240			
RPI	S	Opponent	Score	RPI	S	Opponent	Score	RPI	S	Opponent	Score	RPI	S	Opponent	Score
20	A	Texas A&M	46 76					68	A	Tennessee	36 63	113	H	New Orleans	37 49
												132	H	Sam Houston St.	54 72
												133	A	Tulane	38 65
												147	A	SFA	41 102
												185	H	Jackson St.	57 54
												186	A	A&M-Corpus Christi	47 67
												207	A	Little Rock	48 63
												217	A	Northern Ky.	56 72
												300	H	Houston Baptist	63 39
												317	A	McNeese	70 57
												341	A	Incarnate Word	47 37
LAST 10 Division I															
147	A	SFA	41 102	186	A	A&M-Corpus Christi	47 67								
132	H	Sam Houston St.	54 72	341	A	Incarnate Word	47 37								
113	H	New Orleans	37 49	20	A	Texas A&M	46 76								
317	A	McNeese	70 57	185	H	Jackson St.	57 54								
300	H	Houston Baptist	63 39	217	A	Northern Ky.	56 72								

Non-Div I Games: Hendrix 104 28 Central Baptist 66 43 Crowley's Ridge 82 26

Central Ark.

Loss, Non-Conf, S Site, H Home A Away N Neutral

Average RPI Win:	337	WON-LOST	WINNING	LAST 10	STRENGTH OF	OPP. STRENGTH	TEAM	ADJ.	CONF.	ADJ CONF.
Average RPI Loss:	204	RECORD	PCT. RANK	GAMES	SCHEDULE	OF SCHEDULE	RPI	RPI	RPI	RPI
DIV. I ONLY	1- 15	346	1-9	292	315	342	342	29	29	
DIV. I NON-CONF.	1- 10	329	1-4	258	309	328	328	30	30	
TOTALS	RPI 1-25	RPI 26-50	W-L RECORDS	RPI 51-100	RPI 101-150	RPI 150+				
1- 15	0- 0	0- 1	OVERALL	0- 2	0- 1	1- 11				
0- 6	0- 0	0- 0	HOME	0- 0	0- 0	0- 6				
1- 9	0- 0	0- 1	AWAY	0- 2	0- 1	1- 5				
0- 0	0- 0	0- 0	NEUTRAL	0- 0	0- 0	0- 0				
1- 10	0- 0	0- 1	NON-CONFERENCE	0- 2	0- 1	1- 6				
0- 3	0- 0	0- 0	HOME	0- 0	0- 0	0- 3				
1- 7	0- 0	0- 1	AWAY	0- 2	0- 1	1- 3				
0- 0	0- 0	0- 0	NEUTRAL	0- 0	0- 0	0- 0				
0- 5	0- 0	0- 0	CONFERENCE	0- 0	0- 0	0- 5				
0- 3	0- 0	0- 0	HOME	0- 0	0- 0	0- 3				
0- 2	0- 0	0- 0	AWAY	0- 0	0- 0	0- 2				
0- 0	0- 0	0- 0	NEUTRAL	0- 0	0- 0	0- 0				

RPI 1-25				RPI 26-50				RPI 51-100				RPI 101+ Team's RPI: 342			
RPI	S	Opponent	Score	RPI	S	Opponent	Score	RPI	S	Opponent	Score	RPI	S	Opponent	Score
38	A	FGCU	60 94					78	A	Buffalo	56 61	114	A	Duquesne	33 72
								86	A	Lehigh	51 70	156	H	Robert Morris	56 86
												179	H	Merrimack	56 65
												189	A	Fla. Atlantic	54 72
												218	H	Saint Francis (PA)	52 64
												224	H	UMass Lowell	54 56
												242	H	Brown	73 83
												272	A	Sacred Heart	58 66
												291	A	New Hampshire	59 70
												302	A	Pittsburgh	73 81
												325	H	Albany (NY)	63 73
												337	A	Hartford	61 54
												347	A	LIU Brooklyn	61 63
LAST 10 Division I															
347	A	LIU Brooklyn	61 63	337	A	Hartford	61 54								
179	H	Merrimack	56 65	38	A	FGCU	60 94								
272	A	Sacred Heart	58 66	189	A	Fla. Atlantic	54 72								
218	H	Saint Francis (PA)	52 64	291	A	New Hampshire	59 70								
156	H	Robert Morris	56 86	224	H	UMass Lowell	54 56								

Non-Div I Games:

Central Conn. St.

■ Loss,
 ■ Non-Conf, S Site,
 ■ Home
 ■ Away
 N Neutral

Average RPI Win:	146	WON-LOST	WINNING	LAST 10	STRENGTH OF	OPP. STRENGTH	TEAM	ADJ.	CONF.	ADJ CONF.
Average RPI Loss:	70	RECORD	PCT. RANK	GAMES	SCHEDULE	OF SCHEDULE	RPI	RPI	RPI	RPI
DIV. I ONLY	11- 4	58	9-1	31	120	28	28	10	10	
DIV. I NON-CONF.	7- 4	100	5-1	39	98	41	41	10	10	
TOTALS	RPI 1-25	RPI 26-50	W-L RECORDS	RPI 51-100	RPI 101-150	RPI 150+				
11- 4	0- 1	0- 1	OVERALL	5- 1	0- 0	6- 1				
6- 1	0- 0	0- 0	HOME	3- 0	0- 0	3- 1				
5- 3	0- 1	0- 1	AWAY	2- 1	0- 0	3- 0				
0- 0	0- 0	0- 0	NEUTRAL	0- 0	0- 0	0- 0				
7- 4	0- 1	0- 1	NON-CONFERENCE	3- 1	0- 0	4- 1				
4- 1	0- 0	0- 0	HOME	2- 0	0- 0	2- 1				
3- 3	0- 1	0- 1	AWAY	1- 1	0- 0	2- 0				
0- 0	0- 0	0- 0	NEUTRAL	0- 0	0- 0	0- 0				
4- 0	0- 0	0- 0	CONFERENCE	2- 0	0- 0	2- 0				
2- 0	0- 0	0- 0	HOME	1- 0	0- 0	1- 0				
2- 0	0- 0	0- 0	AWAY	1- 0	0- 0	1- 0				
0- 0	0- 0	0- 0	NEUTRAL	0- 0	0- 0	0- 0				

RPI 1-25				RPI 26-50				Team's RPI: 28				RPI 51-100				RPI 101+			
RPI	S	Opponent	Score	RPI	S	Opponent	Score	RPI	S	Opponent	Score	RPI	S	Opponent	Score	RPI	S	Opponent	Score
3	A	Louisville	63 76	45	A	Western Ky.	58 93	65	H	Ball St.	66 39	164	H	Green Bay	105 111				
								67	A	UCF	58 64	177	A	Akron	77 72				
								76	A	South Dakota St.	79 74	180	H	Northeastern	79 63				
								77	H	Marist	77 54	182	H	Miami (OH)	76 70				
								94	A	Ohio	73 71	183	A	Bethune-Cookman	92 67				
								98	H	Dayton	81 80	192	H	Iona	70 50				
												280	A	Oakland	65 47				
LAST 10 Division I																			
				65	H	Ball St.	66 39	183	A	Bethune-Cookman	92 67								
				182	H	Miami (OH)	76 70	280	A	Oakland	65 47								
				94	A	Ohio	73 71	76	A	South Dakota St.	79 74								
				177	A	Akron	77 72	192	H	Iona	70 50								
				67	A	UCF	58 64	77	H	Marist	77 54								

Non-Div I Games:

Central Mich.

■ Loss,
 ■ Non-Conf, S Site,
 ■ Home
 ■ Away
 N Neutral

Charleston So.

Through Games Of Jan. 16, 2020

Average RPI Win:	237	WON-LOST	WINNING	LAST 10	STRENGTH OF	OPP. STRENGTH	TEAM	ADJ.	CONF.	ADJ CONF.
Average RPI Loss:	225	RECORD	PCT. RANK	GAMES	SCHEDULE	OF SCHEDULE	RPI	RPI	RPI	RPI
DIV. I ONLY	1- 12	338	1-9	255	346	339	339	27	27	
DIV. I NON-CONF.	0- 7	338	0-4	203	331	340	340	27	27	
TOTALS	RPI 1-25	RPI 26-50	W-L RECORDS	RPI 51-100	RPI 101-150	RPI 150+				
1- 12	0- 1	0- 0	OVERALL	0- 1	0- 0	1- 10				
0- 6	0- 0	0- 0	HOME	0- 0	0- 0	0- 6				
1- 6	0- 1	0- 0	AWAY	0- 1	0- 0	1- 4				
0- 0	0- 0	0- 0	NEUTRAL	0- 0	0- 0	0- 0				
0- 7	0- 1	0- 0	NON-CONFERENCE	0- 1	0- 0	0- 5				
0- 4	0- 0	0- 0	HOME	0- 0	0- 0	0- 4				
0- 3	0- 1	0- 0	AWAY	0- 1	0- 0	0- 1				
0- 0	0- 0	0- 0	NEUTRAL	0- 0	0- 0	0- 0				
1- 5	0- 0	0- 0	CONFERENCE	0- 0	0- 0	1- 5				
0- 2	0- 0	0- 0	HOME	0- 0	0- 0	0- 2				
1- 3	0- 0	0- 0	AWAY	0- 0	0- 0	1- 3				
0- 0	0- 0	0- 0	NEUTRAL	0- 0	0- 0	0- 0				

RPI 1-25			RPI 26-50			RPI 51-100			RPI 101+			Team's RPI: 339
RPI	S	Opponent	Score	RPI	S	Opponent	Score	RPI	S	Opponent	Score	
19	A	Florida St.	36 88					61	A	North Carolina	54 85	
								157	H	North Dakota	57 73	
								183	H	Bethune-Cookman	41 81	
								225	H	Col. of Charleston	70 79	
								236	H	Gardner-Webb	52 79	
								237	A	UNC Asheville	60 48	
								264	A	Radford	35 72	
								267	H	High Point	70 84	
								269	A	Longwood	64 84	
								333	A	Western Caro.	64 69	
								335	A	USC Upstate	53 70	
								346	H	South Carolina St.	75 81	
LAST 10 Division I												
237	A	UNC Asheville	60 48	335	A	USC Upstate	53 70					
267	H	High Point	70 84	225	H	Col. of Charleston	70 79					
269	A	Longwood	64 84	333	A	Western Caro.	64 69					
264	A	Radford	35 72	157	H	North Dakota	57 73					
236	H	Gardner-Webb	52 79	183	H	Bethune-Cookman	41 81					

Non-Div I Games: Columbia (SC) 76 59 Virginia-Lynchburg 92 55

Charleston So.

Loss, Non-Conf, S Site, H Home A Away N Neutral

Average RPI Win:	180	WON-LOST	WINNING	LAST 10	STRENGTH OF	OPP. STRENGTH	TEAM	ADJ.	CONF.	ADJ CONF.
Average RPI Loss:	57	RECORD	PCT. RANK	GAMES	SCHEDULE	OF SCHEDULE	RPI	RPI	RPI	RPI
DIV. I ONLY	11- 4	58	7-3	114	80	48	48	13	13	
DIV. I NON-CONF.	9- 2	39	5-1	162	73	50	50	14	14	
TOTALS	RPI 1-25	RPI 26-50	W-L RECORDS	RPI 51-100	RPI 101-150	RPI 150+				
11- 4	0- 1	0- 2	OVERALL	2- 0	3- 1	6- 0				
5- 1	0- 0	0- 0	HOME	0- 0	1- 1	4- 0				
4- 3	0- 1	0- 2	AWAY	2- 0	0- 0	2- 0				
2- 0	0- 0	0- 0	NEUTRAL	0- 0	2- 0	0- 0				
9- 2	0- 1	0- 0	NON-CONFERENCE	2- 0	3- 1	4- 0				
4- 1	0- 0	0- 0	HOME	0- 0	1- 1	3- 0				
3- 1	0- 1	0- 0	AWAY	2- 0	0- 0	1- 0				
2- 0	0- 0	0- 0	NEUTRAL	0- 0	2- 0	0- 0				
2- 2	0- 0	0- 2	CONFERENCE	0- 0	0- 0	2- 0				
1- 0	0- 0	0- 0	HOME	0- 0	0- 0	1- 0				
1- 2	0- 0	0- 2	AWAY	0- 0	0- 0	1- 0				
0- 0	0- 0	0- 0	NEUTRAL	0- 0	0- 0	0- 0				

RPI 1-25			RPI 26-50			Team's RPI: 48	RPI 51-100			RPI 101+		
RPI	S	Opponent	Score	RPI	S	Opponent	Score	RPI	S	Opponent	Score	
16	A	Kentucky	39 86	37	A	Old Dominion	51 54	53	A	Wake Forest	77 65	103 N Boston College 84 68
				47	A	Middle Tenn.	59 83	93	A	Davidson	75 64	122 H Richmond 78 59
												128 H Fordham 51 76
												133 N Tulane 60 56
												162 A UAB 83 75
												236 H Gardner-Webb 74 49
												246 H Delaware 61 57
												250 A East Carolina 59 47
												276 H Marshall 52 46
												301 H UMES 64 44
LAST 10 Division I												
276	H	Marshall	52 46	93	A	Davidson	75 64					
37	A	Old Dominion	51 54	246	H	Delaware	61 57					
47	A	Middle Tenn.	59 83	16	A	Kentucky	39 86					
162	A	UAB	83 75	133	N	Tulane	60 56					
301	H	UMES	64 44	103	N	Boston College	84 68					

Non-Div I Games:

Charlotte

■ Loss,
■ Non-Conf, S Site,
■ Home
■ Away
N Neutral

Chattanooga

Through Games Of Jan. 16, 2020

Average RPI Win:	249	WON-LOST	WINNING	LAST 10	STRENGTH OF	OPP. STRENGTH	TEAM	ADJ.	CONF.	ADJ CONF.
Average RPI Loss:	103	RECORD	PCT. RANK	GAMES	SCHEDULE	OF SCHEDULE	RPI	RPI	RPI	RPI
DIV. I ONLY	3- 14	321	2-8	52	126	213	213	23	23	
DIV. I NON-CONF.	1- 13	337	0-7	19	90	223	223	20	20	
TOTALS	RPI 1-25	RPI 26-50	W-L RECORDS	RPI 51-100	RPI 101-150	RPI 150+				
3- 14	0- 3	0- 0	OVERALL	0- 5	1- 3	2- 3				
1- 6	0- 1	0- 0	HOME	0- 2	0- 1	1- 2				
2- 8	0- 2	0- 0	AWAY	0- 3	1- 2	1- 1				
0- 0	0- 0	0- 0	NEUTRAL	0- 0	0- 0	0- 0				
1- 13	0- 3	0- 0	NON-CONFERENCE	0- 5	1- 2	0- 3				
0- 6	0- 1	0- 0	HOME	0- 2	0- 1	0- 2				
1- 7	0- 2	0- 0	AWAY	0- 3	1- 1	0- 1				
0- 0	0- 0	0- 0	NEUTRAL	0- 0	0- 0	0- 0				
2- 1	0- 0	0- 0	CONFERENCE	0- 0	0- 1	2- 0				
1- 0	0- 0	0- 0	HOME	0- 0	0- 0	1- 0				
1- 1	0- 0	0- 0	AWAY	0- 0	0- 1	1- 0				
0- 0	0- 0	0- 0	NEUTRAL	0- 0	0- 0	0- 0				

RPI 1-25				RPI 26-50				RPI 51-100				RPI 101+ Team's RPI: 213			
RPI	S	Opponent	Score	RPI	S	Opponent	Score	RPI	S	Opponent	Score	RPI	S	Opponent	Score
3	A	Louisville	37 86					66	H	Troy	51 90	101	A	UNC Greensboro	41 49
17	A	NC State	38 74					74	A	UT Martin	51 78	107	A	Liberty	71 54
25	H	Purdue	34 66					76	A	South Dakota St.	56 71	121	A	Cincinnati	53 72
								83	A	Belmont	50 63	146	H	Austin Peay	49 50
								94	H	Ohio	58 70	173	H	Hampton	55 84
												197	H	Northern Colo.	42 59
												260	A	Eastern Ky.	65 71
												308	H	Wofford	80 76
												333	A	Western Caro.	59 52
LAST 10 Division I															
308	H	Wofford	80 76	66	H	Troy	51 90	76	A	South Dakota St.	56 71				
101	A	UNC Greensboro	41 49	74	A	UT Martin	51 78	260	A	Eastern Ky.	65 71				
333	A	Western Caro.	59 52	94	H	Ohio	58 70	197	H	Northern Colo.	42 59				
94	H	Ohio	58 70	17	A	NC State	38 74								

Non-Div I Games:

Chattanooga

■ Loss,
 ■ Non-Conf, S Site,
 ■ Home
 ■ Away
 N Neutral

Chicago St.

Through Games Of Jan. 16, 2020

Average RPI Win:	0	WON-LOST	WINNING	LAST 10	STRENGTH OF	OPP. STRENGTH	TEAM	ADJ.	CONF.	ADJ CONF.
Average RPI Loss:	230	RECORD	PCT. RANK	GAMES	SCHEDULE	OF SCHEDULE	RPI	RPI	RPI	RPI
DIV. I ONLY	0- 18	347	0-10	305	333	349	349	32	32	
DIV. I NON-CONF.	0- 13	338	0-5	242	300	342	342	32	32	
TOTALS	RPI 1-25	RPI 26-50	W-L RECORDS	RPI 51-100	RPI 101-150	RPI 150+				
0- 18	0- 0	0- 0	OVERALL	0- 1	0- 4	0- 13				
0- 8	0- 0	0- 0	HOME	0- 1	0- 1	0- 6				
0- 9	0- 0	0- 0	AWAY	0- 0	0- 3	0- 6				
0- 1	0- 0	0- 0	NEUTRAL	0- 0	0- 0	0- 1				
0- 13	0- 0	0- 0	NON-CONFERENCE	0- 1	0- 4	0- 8				
0- 6	0- 0	0- 0	HOME	0- 1	0- 1	0- 4				
0- 6	0- 0	0- 0	AWAY	0- 0	0- 3	0- 3				
0- 1	0- 0	0- 0	NEUTRAL	0- 0	0- 0	0- 1				
0- 5	0- 0	0- 0	CONFERENCE	0- 0	0- 0	0- 5				
0- 2	0- 0	0- 0	HOME	0- 0	0- 0	0- 2				
0- 3	0- 0	0- 0	AWAY	0- 0	0- 0	0- 3				
0- 0	0- 0	0- 0	NEUTRAL	0- 0	0- 0	0- 0				

RPI 1-25			RPI 26-50			RPI 51-100			RPI 101+			Team's RPI: 349
RPI	S	Opponent	Score	RPI	S	Opponent	Score	RPI	S	Opponent	Score	
						51 H Arizona	50 82	108 H Loyola Chicago		53 98		
								109 A UT Arlington		53 84		
								123 A Western Mich.		69 90		
								125 A Illinois		66 96		
								164 H Green Bay		46 102		
								172 A Valparaiso		49 95		
								229 H Western Ill.		78 88		
								244 A Grand Canyon		49 69		
								270 N UC Santa Barbara		65 96		
								280 H Oakland		70 98		
								299 A Nevada		60 80		
								311 H New Mexico St.		60 73		
								319 H UTRGV		67 87		
								326 A Evansville		42 76		
								329 A Utah Valley		58 89		
								334 H UIC		61 73		
								340 A Seattle U		51 80		
LAST 10 Division I												
244 A		Grand Canyon	49 69	172 A		Valparaiso	49 95					
319 H		UTRGV	67 87	326 A		Evansville	42 76					
311 H		New Mexico St.	60 73	123 A		Western Mich.	69 90					
340 A		Seattle U	51 80	229 H		Western Ill.	78 88					
329 A		Utah Valley	58 89	334 H		UIC	61 73					

Non-Div I Games:

Chicago St.

■ Loss,
 ■ Non-Conf, S Site,
 ■ Home
 ■ Away
 N Neutral

Average RPI Win: 194	WON-LOST	WINNING	LAST 10	STRENGTH OF	OPP. STRENGTH	TEAM	ADJ.	CONF.	ADJ CONF.
Average RPI Loss: 57	RECORD	PCT. RANK	GAMES	SCHEDULE	OF SCHEDULE	RPI	RPI	RPI	RPI
DIV. I ONLY	11- 5	74	8-2	200	54	121	121	8	8
DIV. I NON-CONF.	9- 4	84	6-1	256	45	150	150	8	8
TOTALS	RPI 1-25	RPI 26-50	W-L RECORDS	RPI 51-100	RPI 101-150	RPI 150+			
11- 5	0- 1	0- 1	OVERALL	2- 3	2- 0	7- 0			
8- 2	0- 0	0- 1	HOME	2- 1	1- 0	5- 0			
3- 1	0- 0	0- 0	AWAY	0- 1	1- 0	2- 0			
0- 2	0- 1	0- 0	NEUTRAL	0- 1	0- 0	0- 0			
9- 4	0- 1	0- 1	NON-CONFERENCE	1- 2	2- 0	6- 0			
7- 2	0- 0	0- 1	HOME	1- 1	1- 0	5- 0			
2- 0	0- 0	0- 0	AWAY	0- 0	1- 0	1- 0			
0- 2	0- 1	0- 0	NEUTRAL	0- 1	0- 0	0- 0			
2- 1	0- 0	0- 0	CONFERENCE	1- 1	0- 0	1- 0			
1- 0	0- 0	0- 0	HOME	1- 0	0- 0	0- 0			
1- 1	0- 0	0- 0	AWAY	0- 1	0- 0	1- 0			
0- 0	0- 0	0- 0	NEUTRAL	0- 0	0- 0	0- 0			

RPI 1-25				RPI 26-50				RPI 51-100				RPI 101+ Team's RPI: 121			
RPI	S	Opponent	Score	RPI	S	Opponent	Score	RPI	S	Opponent	Score	RPI	S	Opponent	Score
8	N	Iowa	61 69	35	H	Ohio St.	73 78	64	N	Bucknell	48 56	134	H	Utah	68 62
								65	H	Ball St.	63 56	135	A	VCU	58 56
								67	H	UCF	81 64	181	A	Memphis	73 66
								80	A	South Fla.	68 76	182	H	Miami (OH)	98 68
								99	H	Saint Louis	50 60	213	H	Chattanooga	72 53
												232	A	Xavier	85 78
												283	H	Alabama A&M	62 47
												302	H	Pittsburgh	69 53
												343	H	Coppin St.	86 40
LAST 10 Division I															
				67	H	UCF	81 64	283	H	Alabama A&M	62 47				
				181	A	Memphis	73 66	232	A	Xavier	85 78				
				80	A	South Fla.	68 76	182	H	Miami (OH)	98 68				
				343	H	Coppin St.	86 40	135	A	VCU	58 56				
				302	H	Pittsburgh	69 53	64	N	Bucknell	48 56				

Non-Div I Games:

Cincinnati

■ Loss,
■ Non-Conf, S Site,
■ Home
■ Away
N Neutral

Average RPI Win:	250	WON-LOST	WINNING	LAST 10	STRENGTH OF	OPP. STRENGTH	TEAM	ADJ.	CONF.	ADJ CONF.
Average RPI Loss:	69	RECORD	PCT. RANK	GAMES	SCHEDULE	OF SCHEDULE	RPI	RPI	RPI	RPI
DIV. I ONLY	6- 11	250	4-6	70	65	184	184	3	3	
DIV. I NON-CONF.	4- 7	225	2-2	129	124	216	216	3	3	
TOTALS	RPI 1-25	RPI 26-50	W-L RECORDS	RPI 51-100	RPI 101-150	RPI 150+				
6- 11	0- 5	0- 1	OVERALL	0- 3	2- 0	4- 2				
3- 6	0- 3	0- 0	HOME	0- 2	1- 0	2- 1				
2- 4	0- 1	0- 1	AWAY	0- 1	1- 0	1- 1				
1- 1	0- 1	0- 0	NEUTRAL	0- 0	0- 0	1- 0				
4- 7	0- 3	0- 0	NON-CONFERENCE	0- 2	1- 0	3- 2				
2- 4	0- 1	0- 0	HOME	0- 2	1- 0	1- 1				
1- 2	0- 1	0- 0	AWAY	0- 0	0- 0	1- 1				
1- 1	0- 1	0- 0	NEUTRAL	0- 0	0- 0	1- 0				
2- 4	0- 2	0- 1	CONFERENCE	0- 1	1- 0	1- 0				
1- 2	0- 2	0- 0	HOME	0- 0	0- 0	1- 0				
1- 2	0- 0	0- 1	AWAY	0- 1	1- 0	0- 0				
0- 0	0- 0	0- 0	NEUTRAL	0- 0	0- 0	0- 0				

RPI 1-25				RPI 26-50				RPI 51-100				RPI 101+ Team's RPI: 184			
RPI	S	Opponent	Score	RPI	S	Opponent	Score	RPI	S	Opponent	Score	RPI	S	Opponent	Score
2	H	South Carolina	48 84	27	A	Georgia Tech	47 49	53	A	Wake Forest	58 63	120	H	Furman	77 71
3	H	Louisville	50 75					70	H	Alabama	54 67	124	A	Notre Dame	71 55
8	A	Iowa	60 74					84	H	N.C. A&T	74 82	206	A	Penn St.	55 68
19	H	Florida St.	64 81									265	H	Navy	52 65
22	N	Maryland	44 63									302	H	Pittsburgh	75 67
LAST 10 Division I															
302	H	Pittsburgh	75 67	84	H	N.C. A&T	74 82	321	A	Mercer	65 61				
27	A	Georgia Tech	47 49	19	H	Florida St.	64 81	8	A	Iowa	60 74				
53	A	Wake Forest	58 63	124	A	Notre Dame	71 55	328	N	Alcorn	77 46				
3	H	Louisville	50 75												

Non-Div I Games:

Clemson

■ Loss,
 ■ Non-Conf, S Site,
 ■ Home
 ■ Away
 N Neutral

Average RPI Win:	264	WON-LOST	WINNING	LAST 10	STRENGTH OF	OPP. STRENGTH	TEAM	ADJ.	CONF.	ADJ CONF.
Average RPI Loss:	181	RECORD	PCT. RANK	GAMES	SCHEDULE	OF SCHEDULE	RPI	RPI	RPI	RPI
DIV. I ONLY	11- 4	58	7-3	349	185	187	187	19	19	
DIV. I NON-CONF.	8- 1	27	4-0	350	160	159	159	18	18	
TOTALS	RPI 1-25	RPI 26-50	W-L RECORDS	RPI 51-100	RPI 101-150	RPI 150+				
11- 4	0- 0	0- 0	OVERALL	0- 1	0- 0	11- 3				
3- 1	0- 0	0- 0	HOME	0- 1	0- 0	3- 0				
8- 3	0- 0	0- 0	AWAY	0- 0	0- 0	8- 3				
0- 0	0- 0	0- 0	NEUTRAL	0- 0	0- 0	0- 0				
8- 1	0- 0	0- 0	NON-CONFERENCE	0- 0	0- 0	8- 1				
1- 0	0- 0	0- 0	HOME	0- 0	0- 0	1- 0				
7- 1	0- 0	0- 0	AWAY	0- 0	0- 0	7- 1				
0- 0	0- 0	0- 0	NEUTRAL	0- 0	0- 0	0- 0				
3- 3	0- 0	0- 0	CONFERENCE	0- 1	0- 0	3- 2				
2- 1	0- 0	0- 0	HOME	0- 1	0- 0	2- 0				
1- 2	0- 0	0- 0	AWAY	0- 0	0- 0	1- 2				
0- 0	0- 0	0- 0	NEUTRAL	0- 0	0- 0	0- 0				

RPI 1-25				RPI 26-50				RPI 51-100				RPI 101+				Team's RPI: 187	
RPI	S	Opponent	Score	RPI	S	Opponent	Score	RPI	S	Opponent	Score	RPI	S	Opponent	Score		
								63	H	IUPUI	53	78	153	A	Wright St.	62	78
													173	H	Youngstown St.	60	52
													177	H	Akron	66	62
													199	A	Bowling Green	62	89
													210	A	ETSU	62	54
													217	A	Northern Ky.	73	68
													257	A	Delaware St.	57	49
													258	A	Omaha	79	66
													277	A	St. Bonaventure	65	62
													307	A	Detroit Mercy	59	70
													320	A	Hofstra	61	51
													333	A	Western Caro.	68	61
													334	H	UIC	84	44
													347	A	LIU Brooklyn	79	49
LAST 10 Division I																	
				307	A	Detroit Mercy	59	70		334	H	UIC	84	44			
				173	H	Youngstown St.	60	52		258	A	Omaha	79	66			
				217	A	Northern Ky.	73	68		210	A	ETSU	62	54			
				153	A	Wright St.	62	78		333	A	Western Caro.	68	61			
				63	H	IUPUI	53	78		257	A	Delaware St.	57	49			

Non-Div I Games: Davis & Elkins 110 41 Lake Erie 95 49

Cleveland St.

Season Summary				Through Games of Jan. 10, 1910						
Average RPI Win:	227	WON-LOST	WINNING	LAST 10	STRENGTH OF	OPP. STRENGTH	TEAM	ADJ.	CONF.	ADJ CONF.
Average RPI Loss:	94	RECORD	PCT. RANK	GAMES	SCHEDULE	OF SCHEDULE	RPI	RPI	RPI	RPI
DIV. I ONLY	12- 2	22	8-2	304	178	104	104	22	22	
DIV. I NON-CONF.	8- 1	27	4-1	339	193	142	142	22	22	

TOTALS	RPI 1-25		RPI 26-50		W-L RECORDS		RPI 51-100		RPI 101-150	RPI 150+
12- 2	0- 0		0- 0		OVERALL		1- 1		2- 1	9- 0
6- 1	0- 0		0- 0		HOME		0- 0		2- 1	4- 0
5- 1	0- 0		0- 0		AWAY		0- 1		0- 0	5- 0
1- 0	0- 0		0- 0		NEUTRAL		1- 0		0- 0	0- 0
8- 1	0- 0		0- 0		NON-CONFERENCE		1- 0		1- 1	6- 0
4- 1	0- 0		0- 0		HOME		0- 0		1- 1	3- 0
3- 0	0- 0		0- 0		AWAY		0- 0		0- 0	3- 0
1- 0	0- 0		0- 0		NEUTRAL		1- 0		0- 0	0- 0
4- 1	0- 0		0- 0		CONFERENCE		0- 1		1- 0	3- 0
2- 0	0- 0		0- 0		HOME		0- 0		1- 0	1- 0
2- 1	0- 0		0- 0		AWAY		0- 1		0- 0	2- 0
0- 0	0- 0		0- 0		NEUTRAL		0- 0		0- 0	0- 0

RPI 1-25				RPI 26-50				RPI 51-100				RPI 101+				Team's RPI: 104	
RPI	S	Opponent	Score	RPI	S	Opponent	Score	RPI	S	Opponent	Score	RPI	S	Opponent	Score		
								66	A	Troy	77	84	101	H	UNC Greensboro	63	54
								90	N	Elon	76	65	109	H	UT Arlington	62	56
													122	H	Richmond	67	79
													201	H	George Mason	74	59
													207	A	Little Rock	68	48
													221	A	UNCW	62	43
													255	A	South Alabama	71	62
													256	H	Ark.-Pine Bluff	76	69
													293	H	Texas St.	75	67
													308	A	Wofford	78	73
													333	A	Western Caro.	66	43
													346	H	South Carolina St.	85	44
LAST 10 Division I																	
				207	A	Little Rock	68 48	346	H	South Carolina St.	85 44						
				109	H	UT Arlington	62 56	90	N	Elon	76 65						
				293	H	Texas St.	75 67	221	A	UNCW	62 43						
				255	A	South Alabama	71 62	201	H	George Mason	74 59						
				66	A	Troy	77 84	122	H	Richmond	67 79						

Non-Div I Games:	UNC Pembroke	86	44	Wesleyan (GA)	132	32
------------------	--------------	----	----	---------------	-----	----

Coastal Caro.

■ Loss, ■ Non-Conf, S Site, H Home A Away N Neutral

Average RPI Win:	272	WON-LOST	WINNING	LAST 10	STRENGTH OF	OPP. STRENGTH	TEAM	ADJ.	CONF.	ADJ CONF.
Average RPI Loss:	147	RECORD	PCT. RANK	GAMES	SCHEDULE	OF SCHEDULE	RPI	RPI	RPI	RPI
DIV. I ONLY	8- 6	136	6-4	326	268	225	225	14	14	
DIV. I NON-CONF.	6- 4	122	4-2	346	314	281	281	13	13	
TOTALS	RPI 1-25	RPI 26-50	W-L RECORDS	RPI 51-100	RPI 101-150	RPI 150+				
8- 6	0- 0	0- 0	OVERALL	1- 2	0- 2	7- 2				
4- 2	0- 0	0- 0	HOME	1- 0	0- 1	3- 1				
4- 4	0- 0	0- 0	AWAY	0- 2	0- 1	4- 1				
0- 0	0- 0	0- 0	NEUTRAL	0- 0	0- 0	0- 0				
6- 4	0- 0	0- 0	NON-CONFERENCE	0- 1	0- 1	6- 2				
2- 2	0- 0	0- 0	HOME	0- 0	0- 1	2- 1				
4- 2	0- 0	0- 0	AWAY	0- 1	0- 0	4- 1				
0- 0	0- 0	0- 0	NEUTRAL	0- 0	0- 0	0- 0				
2- 2	0- 0	0- 0	CONFERENCE	1- 1	0- 1	1- 0				
2- 0	0- 0	0- 0	HOME	1- 0	0- 0	1- 0				
0- 2	0- 0	0- 0	AWAY	0- 1	0- 1	0- 0				
0- 0	0- 0	0- 0	NEUTRAL	0- 0	0- 0	0- 0				

RPI 1-25				RPI 26-50				RPI 51-100				RPI 101+				Team's RPI: 225	
RPI	S	Opponent	Score	RPI	S	Opponent	Score	RPI	S	Opponent	Score	RPI	S	Opponent	Score		
								53	A	Wake Forest	50	106	101	H	UNC Greensboro	56	69
								78	H	Drexel	73	59	144	A	William & Mary	60	85
								90	A	Elon	48	90	201	H	George Mason	61	72
													246	H	Delaware	84	73
													248	A	Winthrop	84	73
													267	A	High Point	79	70
													290	A	Presbyterian	54	58
													322	H	N.C. Central	85	78
													333	H	Western Caro.	73	62
													339	A	Charleston So.	79	70
													346	A	South Carolina St.	76	55
LAST 10 Division I																	
				144	A	William & Mary	60	85	339	A	Charleston So.	79	70				
				90	A	Elon	48	90	101	H	UNC Greensboro	56	69				
				246	H	Delaware	84	73	248	A	Winthrop	84	73				
				78	H	Drexel	73	59	290	A	Presbyterian	54	58				
				333	H	Western Caro.	73	62	346	A	South Carolina St.	76	55				

Non-Div I Games: Coker 82 57

Col. of Charleston

■ Loss,
 ■ Non-Conf,
 ■ S Site,
 ■ H Home
 ■ A Away
 N Neutral

Average RPI Win:	245	WON-LOST	WINNING	LAST 10	STRENGTH OF	OPP. STRENGTH	TEAM	ADJ.	CONF.	ADJ CONF.
Average RPI Loss:	94	RECORD	PCT. RANK	GAMES	SCHEDULE	OF SCHEDULE	RPI	RPI	RPI	RPI
DIV. I ONLY	12- 4	51	7-3	294	134	106	106	15	15	
DIV. I NON-CONF.	8- 3	68	3-2	234	144	77	77	15	15	
TOTALS	RPI 1-25	RPI 26-50	W-L RECORDS	RPI 51-100	RPI 101-150	RPI 150+				
12- 4	0- 1	1- 0	OVERALL	0- 2	1- 0	10- 1				
8- 0	0- 0	1- 0	HOME	0- 0	0- 0	7- 0				
4- 4	0- 1	0- 0	AWAY	0- 2	1- 0	3- 1				
0- 0	0- 0	0- 0	NEUTRAL	0- 0	0- 0	0- 0				
8- 3	0- 1	1- 0	NON-CONFERENCE	0- 2	1- 0	6- 0				
5- 0	0- 0	1- 0	HOME	0- 0	0- 0	4- 0				
3- 3	0- 1	0- 0	AWAY	0- 2	1- 0	2- 0				
0- 0	0- 0	0- 0	NEUTRAL	0- 0	0- 0	0- 0				
4- 1	0- 0	0- 0	CONFERENCE	0- 0	0- 0	4- 1				
3- 0	0- 0	0- 0	HOME	0- 0	0- 0	3- 0				
1- 1	0- 0	0- 0	AWAY	0- 0	0- 0	1- 1				
0- 0	0- 0	0- 0	NEUTRAL	0- 0	0- 0	0- 0				

RPI 1-25				RPI 26-50				RPI 51-100				RPI 101+ Team's RPI: 106			
RPI	S	Opponent	Score	RPI	S	Opponent	Score	RPI	S	Opponent	Score	RPI	S	Opponent	Score
13	A	Northwestern	44 73	50	H	Yale	70 67	70	A	Alabama	52 72	149	A	Cornell	62 58
								99	A	Saint Louis	51 61	195	A	American	61 63
												224	H	UMass Lowell	73 51
												227	H	Niagara	85 72
												247	H	Lafayette	73 52
												249	H	Army West Point	100 93
												265	H	Navy	80 55
												284	H	Wagner	74 58
												286	A	Loyola Maryland	76 74
												316	H	Siena	88 51
												318	A	NJIT	79 52
												330	A	Canisius	90 69
LAST 10 Division I															
				247	H	Lafayette	73 52					284	H	Wagner	74 58
				265	H	Navy	80 55					70	A	Alabama	52 72
				286	A	Loyola Maryland	76 74					316	H	Siena	88 51
				249	H	Army West Point	100 93					227	H	Niagara	85 72
				195	A	American	61 63					13	A	Northwestern	44 73

Non-Div I Games:

Colgate

■ Loss,
 ■ Non-Conf,
 S Site,
 ■ Home
 ■ Away
 N Neutral

Colorado

Through Games Of Jan. 16, 2020

Average RPI Win:	198	WON-LOST	WINNING	LAST 10	STRENGTH OF	OPP. STRENGTH	TEAM	ADJ.	CONF.	ADJ CONF.
Average RPI Loss:	7	RECORD	PCT. RANK	GAMES	SCHEDULE	OF SCHEDULE	RPI	RPI	RPI	RPI
DIV. I ONLY	13- 3	31	7-3	116	67	42	42	1	1	
DIV. I NON-CONF.	11- 0	1	5-0	294	164	55	55	1	1	
TOTALS	RPI 1-25	RPI 26-50	W-L RECORDS	RPI 51-100	RPI 101-150	RPI 150+				
13- 3	0- 3	0- 0	OVERALL	1- 0	4- 0	8- 0				
7- 1	0- 1	0- 0	HOME	1- 0	2- 0	4- 0				
5- 2	0- 2	0- 0	AWAY	0- 0	2- 0	3- 0				
1- 0	0- 0	0- 0	NEUTRAL	0- 0	0- 0	1- 0				
11- 0	0- 0	0- 0	NON-CONFERENCE	1- 0	2- 0	8- 0				
6- 0	0- 0	0- 0	HOME	1- 0	1- 0	4- 0				
4- 0	0- 0	0- 0	AWAY	0- 0	1- 0	3- 0				
1- 0	0- 0	0- 0	NEUTRAL	0- 0	0- 0	1- 0				
2- 3	0- 3	0- 0	CONFERENCE	0- 0	2- 0	0- 0				
1- 1	0- 1	0- 0	HOME	0- 0	1- 0	0- 0				
1- 2	0- 2	0- 0	AWAY	0- 0	1- 0	0- 0				
0- 0	0- 0	0- 0	NEUTRAL	0- 0	0- 0	0- 0				

RPI 1-25				RPI 26-50		Team's RPI: 42	RPI 51-100			RPI 101+		
RPI	S	Opponent	Score	RPI	S	Opponent	Score	RPI	S	Opponent	Score	
5	A	Oregon St.	60 72					92	H	Texas Southern	74 50	110 H Southern California 66 53
6	H	UCLA	62 65							129 H Wisconsin 74 57		
11	A	Oregon	46 104							133 A Tulane 62 52		
										134 A Utah 80 70		
										162 N UAB 77 69		
										222 H Jacksonville 66 44		
										223 A Wyoming 66 56		
										232 A Xavier 62 53		
										251 A Colorado St. 79 75		
										275 H Indiana St. 59 46		
										294 H Denver 96 70		
										318 H NJIT 80 57		
LAST 10 Division I												
6	H	UCLA	62 65	133	A	Tulane	62 52					
110	H	Southern California	66 53	162	N	UAB	77 69					
5	A	Oregon St.	60 72	294	H	Denver	96 70					
11	A	Oregon	46 104	232	A	Xavier	62 53					
134	A	Utah	80 70	92	H	Texas Southern	74 50					

Non-Div I Games:

Colorado

Loss, Non-Conf, S Site, H Home A Away N Neutral

Average RPI Win: 276		WON-LOST	WINNING	LAST 10	STRENGTH OF	OPP. STRENGTH	TEAM	ADJ.	CONF.	ADJ CONF.
Average RPI Loss: 152		RECORD	PCT. RANK	GAMES	SCHEDULE	OF SCHEDULE	RPI	RPI	RPI	RPI
DIV. I ONLY		6- 9	223	4-6	220	308	251	251	17	17
DIV. I NON-CONF.		4- 5	195	2-2	271	317	273	273	24	24
TOTALS	RPI 1-25	RPI 26-50		W-L RECORDS	RPI 51-100		RPI 101-150		RPI 150+	
6- 9	0- 0	0- 1		OVERALL	0- 2		0- 1		6- 5	
4- 4	0- 0	0- 1		HOME	0- 1		0- 0		4- 2	
2- 5	0- 0	0- 0		AWAY	0- 1		0- 1		2- 3	
0- 0	0- 0	0- 0		NEUTRAL	0- 0		0- 0		0- 0	
4- 5	0- 0	0- 1		NON-CONFERENCE	0- 1		0- 1		4- 2	
3- 2	0- 0	0- 1		HOME	0- 0		0- 0		3- 1	
1- 3	0- 0	0- 0		AWAY	0- 1		0- 1		1- 1	
0- 0	0- 0	0- 0		NEUTRAL	0- 0		0- 0		0- 0	
2- 4	0- 0	0- 0		CONFERENCE	0- 1		0- 0		2- 3	
1- 2	0- 0	0- 0		HOME	0- 1		0- 0		1- 1	
1- 2	0- 0	0- 0		AWAY	0- 0		0- 0		1- 2	
0- 0	0- 0	0- 0		NEUTRAL	0- 0		0- 0		0- 0	

RPI 1-25				RPI 26-50				RPI 51-100				RPI 101+				Team's RPI: 251	
RPI	S	Opponent	Score	RPI	S	Opponent	Score	RPI	S	Opponent	Score	RPI	S	Opponent	Score		
				42	H	Colorado	75 79					126	A	Idaho	54 61		
								68	A	Tennessee	41 79	155	H	San Jose St.	53 58		
								100	H	Boise St.	69 72	170	A	New Mexico	62 73		
												197	A	Northern Colo.	75 58		
												216	A	Tulsa	55 61		
												220	H	Northern Ill.	75 80		
												223	A	Wyoming	56 49		
												245	H	UC Riverside	52 40		
												273	A	San Diego St.	49 59		
												299	H	Nevada	75 70		
												341	H	Incarinate Word	75 47		
												350	H	Mississippi Val.	65 46		
LAST 10 Division I																	
				170	A	New Mexico	62 73	350	H	Mississippi Val.	65 46						
				155	H	San Jose St.	53 58	68	A	Tennessee	41 79						
				223	A	Wyoming	56 49	100	H	Boise St.	69 72						
				299	H	Nevada	75 70	273	A	San Diego St.	49 59						
				216	A	Tulsa	55 61	245	H	UC Riverside	52 40						

Non-Div I Games:	Western St.	56	47	Chadron St.	102	51
------------------	-------------	----	----	-------------	-----	----

Colorado St.

■ Loss, ■ Non-Conf, S Site, H Home A Away N Neutral

Average RPI Win:	234	WON-LOST	WINNING	LAST 10	STRENGTH OF	OPP. STRENGTH	TEAM	ADJ.	CONF.	ADJ CONF.
Average RPI Loss:	157	RECORD	PCT. RANK	GAMES	SCHEDULE	OF SCHEDULE	RPI	RPI	RPI	RPI
DIV. I ONLY	9- 4	69	8-2	312	200	171	171	9	9	
DIV. I NON-CONF.	9- 4	84	8-2	309	223	165	165	9	9	
TOTALS	RPI 1-25	RPI 26-50	W-L RECORDS	RPI 51-100	RPI 101-150	RPI 150+				
9- 4	0- 0	0- 0	OVERALL	1- 2	1- 0	7- 2				
6- 1	0- 0	0- 0	HOME	1- 0	1- 0	4- 1				
3- 3	0- 0	0- 0	AWAY	0- 2	0- 0	3- 1				
0- 0	0- 0	0- 0	NEUTRAL	0- 0	0- 0	0- 0				
9- 4	0- 0	0- 0	NON-CONFERENCE	1- 2	1- 0	7- 2				
6- 1	0- 0	0- 0	HOME	1- 0	1- 0	4- 1				
3- 3	0- 0	0- 0	AWAY	0- 2	0- 0	3- 1				
0- 0	0- 0	0- 0	NEUTRAL	0- 0	0- 0	0- 0				
0- 0	0- 0	0- 0	CONFERENCE	0- 0	0- 0	0- 0				
0- 0	0- 0	0- 0	HOME	0- 0	0- 0	0- 0				
0- 0	0- 0	0- 0	AWAY	0- 0	0- 0	0- 0				
0- 0	0- 0	0- 0	NEUTRAL	0- 0	0- 0	0- 0				

RPI	S	Opponent	Score	RPI	S	Opponent	Score	RPI	S	Opponent	Score	RPI	S	Opponent	Score	Team's RPI: 171
56	A	Vanderbilt		51	72	128	H	Fordham	70	51	156	A	Robert Morris	61	59	
78	A	Buffalo		75	82	167	H	Saint Joseph's	57	71	235	H	Georgetown	54	49	
93	H	Davidson		63	60	249	A	Army West Point	71	62	274	H	Milwaukee	74	46	
						318	H	NJIT	99	43	321	H	Mercer	77	48	
						325	A	Albany (NY)	78	82	332	A	Tennessee St.	75	65	
LAST 10 Division I																
321	H	Mercer	77	48	235	H	Georgetown	54	49							
332	A	Tennessee St.	75	65	274	H	Milwaukee	74	46							
56	A	Vanderbilt	51	72	249	A	Army West Point	71	62							
318	H	NJIT	99	43	156	A	Robert Morris	61	59							
93	H	Davidson	63	60	78	A	Buffalo	75	82							

Non-Div I Games:

Columbia

Average RPI Win:	0	WON-LOST	WINNING	LAST 10	STRENGTH OF	OPP. STRENGTH	TEAM	ADJ.	CONF.	ADJ CONF.
Average RPI Loss:	183	RECORD	PCT. RANK	GAMES	SCHEDULE	OF SCHEDULE	RPI	RPI	RPI	RPI
DIV. I ONLY	0- 16	347	0-10	240	271	343	343	30	30	
DIV. I NON-CONF.	0- 12	338	0-6	151	224	327	327	31	31	
TOTALS	RPI 1-25	RPI 26-50	W-L RECORDS	RPI 51-100	RPI 101-150	RPI 150+				
0- 16	0- 0	0- 3	OVERALL	0- 2	0- 2	0- 9				
0- 4	0- 0	0- 0	HOME	0- 0	0- 0	0- 4				
0- 12	0- 0	0- 3	AWAY	0- 2	0- 2	0- 5				
0- 0	0- 0	0- 0	NEUTRAL	0- 0	0- 0	0- 0				
0- 12	0- 0	0- 3	NON-CONFERENCE	0- 2	0- 2	0- 5				
0- 2	0- 0	0- 0	HOME	0- 0	0- 0	0- 2				
0- 10	0- 0	0- 3	AWAY	0- 2	0- 2	0- 3				
0- 0	0- 0	0- 0	NEUTRAL	0- 0	0- 0	0- 0				
0- 4	0- 0	0- 0	CONFERENCE	0- 0	0- 0	0- 4				
0- 2	0- 0	0- 0	HOME	0- 0	0- 0	0- 2				
0- 2	0- 0	0- 0	AWAY	0- 0	0- 0	0- 2				
0- 0	0- 0	0- 0	NEUTRAL	0- 0	0- 0	0- 0				

RPI 1-25				RPI 26-50				RPI 51-100				RPI 101+ Team's RPI: 343			
RPI	S	Opponent	Score	RPI	S	Opponent	Score	RPI	S	Opponent	Score	RPI	S	Opponent	Score
				26	A	Rutgers	33 107	76	A	South Dakota St.	41 94	121	A	Cincinnati	40 86
				32	A	West Virginia	47 82	98	A	Dayton	48 78	138	A	George Washington	35 54
				49	A	South Dakota	44 82					160	H	Norfolk St.	48 85
												183	A	Bethune-Cookman	51 82
												198	A	La Salle	46 79
												227	H	Niagara	67 82
												276	A	Marshall	47 60
												314	A	UMBC	48 71
												338	H	Saint Peter's	57 82
												346	H	South Carolina St.	60 71
												351	A	Florida A&M	48 58
LAST 10 Division I															
				351	A	Florida A&M	48 58	121	A	Cincinnati	40 86				
				183	A	Bethune-Cookman	51 82	227	H	Niagara	67 82				
				160	H	Norfolk St.	48 85	49	A	South Dakota	44 82				
				346	H	South Carolina St.	60 71	76	A	South Dakota St.	41 94				
				98	A	Dayton	48 78	138	A	George Washington	35 54				

Non-Div I Games:

Coppin St.

Average RPI Win:	263	WON-LOST	WINNING	LAST 10	STRENGTH OF	OPP. STRENGTH	TEAM	ADJ.	CONF.	ADJ CONF.
Average RPI Loss:	96	RECORD	PCT. RANK	GAMES	SCHEDULE	OF SCHEDULE	RPI	RPI	RPI	RPI
DIV. I ONLY	7- 5	135	6-4	174	215	149	149	9	9	
DIV. I NON-CONF.	7- 5	130	6-4	185	237	145	145	9	9	
TOTALS	RPI 1-25	RPI 26-50	W-L RECORDS	RPI 51-100	RPI 101-150	RPI 150+				
7- 5	0- 0	0- 2	OVERALL	0- 0	0- 2	7- 1				
3- 3	0- 0	0- 0	HOME	0- 0	0- 2	3- 1				
4- 2	0- 0	0- 2	AWAY	0- 0	0- 0	4- 0				
0- 0	0- 0	0- 0	NEUTRAL	0- 0	0- 0	0- 0				
7- 5	0- 0	0- 2	NON-CONFERENCE	0- 0	0- 2	7- 1				
3- 3	0- 0	0- 0	HOME	0- 0	0- 2	3- 1				
4- 2	0- 0	0- 2	AWAY	0- 0	0- 0	4- 0				
0- 0	0- 0	0- 0	NEUTRAL	0- 0	0- 0	0- 0				
0- 0	0- 0	0- 0	CONFERENCE	0- 0	0- 0	0- 0				
0- 0	0- 0	0- 0	HOME	0- 0	0- 0	0- 0				
0- 0	0- 0	0- 0	AWAY	0- 0	0- 0	0- 0				
0- 0	0- 0	0- 0	NEUTRAL	0- 0	0- 0	0- 0				

RPI S	Opponent	Score	RPI S	Opponent	Score	RPI S	Opponent	Score	RPI S	Opponent	Score	Team's RPI: 149
30	A TCU	49 59	32	A West Virginia	62 68				106	H Colgate	58 62	
									114	H Duquesne	62 72	
									196	H Binghamton	56 59	
									210	H ETSU	71 43	
									224	A UMass Lowell	70 56	
									227	H Niagara	82 59	
									257	A Delaware St.	77 51	
									277	A St. Bonaventure	70 42	
									318	H NJIT	68 44	
									325	A Albany (NY)	71 51	
LAST 10 Division I												
210	H ETSU	71 43	224	A UMass Lowell	70 56							
32	A West Virginia	62 68	257	A Delaware St.	77 51							
277	A St. Bonaventure	70 42	227	H Niagara	82 59							
114	H Duquesne	62 72	318	H NJIT	68 44							
196	H Binghamton	56 59	106	H Colgate	58 62							

Non-Div I Games:

Cornell

Creighton

Through Games Of Jan. 16, 2020

Average RPI Win:	117	WON-LOST	WINNING	LAST 10	STRENGTH OF	OPP. STRENGTH	TEAM	ADJ.	CONF.	ADJ CONF.
Average RPI Loss:	29	RECORD	PCT. RANK	GAMES	SCHEDULE	OF SCHEDULE	RPI	RPI	RPI	RPI
DIV. I ONLY	12- 4	51	7-3	10	34	18	18	6	6	
DIV. I NON-CONF.	8- 3	68	3-2	14	38	9	9	6	6	
TOTALS	RPI 1-25	RPI 26-50	W-L RECORDS	RPI 51-100	RPI 101-150	RPI 150+				
12- 4	0- 2	3- 2	OVERALL	4- 0	2- 0	3- 0				
6- 1	0- 1	2- 0	HOME	1- 0	2- 0	1- 0				
4- 3	0- 1	0- 2	AWAY	2- 0	0- 0	2- 0				
2- 0	0- 0	1- 0	NEUTRAL	1- 0	0- 0	0- 0				
8- 3	0- 1	2- 2	NON-CONFERENCE	3- 0	1- 0	2- 0				
4- 0	0- 0	1- 0	HOME	1- 0	1- 0	1- 0				
2- 3	0- 1	0- 2	AWAY	1- 0	0- 0	1- 0				
2- 0	0- 0	1- 0	NEUTRAL	1- 0	0- 0	0- 0				
4- 1	0- 1	1- 0	CONFERENCE	1- 0	1- 0	1- 0				
2- 1	0- 1	1- 0	HOME	0- 0	1- 0	0- 0				
2- 0	0- 0	0- 0	AWAY	1- 0	0- 0	1- 0				
0- 0	0- 0	0- 0	NEUTRAL	0- 0	0- 0	0- 0				

RPI S	Opponent	Score	RPI S	Opponent	Score	RPI S	Opponent	Score	RPI S	Opponent	Score
10	H DePaul	71 74	31	H Marquette	72 62	52	N Temple	69 59	102	H Providence	72 63
23	A Drake	53 63	32	N West Virginia	82 75	58	A Nebraska	79 74	140	H Wichita St.	56 46
			34	A Arizona St.	55 70	75	A Villanova	58 42	235	A Georgetown	65 56
			39	H UNI	57 54	76	H South Dakota St.	61 48	258	A Omaha	67 54
			49	A South Dakota	65 72				306	H North Dakota St.	70 59
LAST 10 Division I											
102	H Providence	72 63	34	A Arizona St.	55 70						
10	H DePaul	71 74	140	H Wichita St.	56 46						
31	H Marquette	72 62	39	H UNI	57 54						
75	A Villanova	58 42	49	A South Dakota	65 72						
235	A Georgetown	65 56	52	N Temple	69 59						

Non-Div I Games:

Creighton

Loss, Non-Conf, S Site, H Home A Away N Neutral

Average RPI Win: 229	WON-LOST	WINNING	LAST 10	STRENGTH OF	OPP. STRENGTH	TEAM	ADJ.	CONF.	ADJ CONF.
Average RPI Loss: 169	RECORD	PCT. RANK	GAMES	SCHEDULE	OF SCHEDULE	RPI	RPI	RPI	RPI
DIV. I ONLY	7- 7	173	4-6	144	270	151	151	9	9
DIV. I NON-CONF.	6- 7	182	3-6	172	271	170	170	9	9
TOTALS	RPI 1-25	RPI 26-50	W-L RECORDS	RPI 51-100	RPI 101-150	RPI 150+			
7- 7	0- 1	0- 0	OVERALL	0- 1	1- 1	6- 4			
5- 1	0- 0	0- 0	HOME	0- 0	1- 0	4- 1			
2- 6	0- 1	0- 0	AWAY	0- 1	0- 1	2- 3			
0- 0	0- 0	0- 0	NEUTRAL	0- 0	0- 0	0- 0			
6- 7	0- 1	0- 0	NON-CONFERENCE	0- 1	0- 1	6- 4			
4- 1	0- 0	0- 0	HOME	0- 0	0- 0	4- 1			
2- 6	0- 1	0- 0	AWAY	0- 1	0- 1	2- 3			
0- 0	0- 0	0- 0	NEUTRAL	0- 0	0- 0	0- 0			
1- 0	0- 0	0- 0	CONFERENCE	0- 0	1- 0	0- 0			
1- 0	0- 0	0- 0	HOME	0- 0	1- 0	0- 0			
0- 0	0- 0	0- 0	AWAY	0- 0	0- 0	0- 0			
0- 0	0- 0	0- 0	NEUTRAL	0- 0	0- 0	0- 0			

RPI 1-25				RPI 26-50				RPI 51-100				RPI 101+				Team's RPI: 151
RPI	S	Opponent	Score	RPI	S	Opponent	Score	RPI	S	Opponent	Score	RPI	S	Opponent	Score	
13	A	Northwestern	37 79					78	A	Buffalo	49 73	108	A	Loyola Chicago	40 61	
												145	H	Harvard	63 62	
												179	H	Merrimack	57 52	
												193	A	Boston U.	56 74	
												215	A	Manhattan	58 70	
												224	A	UMass Lowell	62 51	
												252	H	Vermont	72 55	
												253	H	Maine	57 41	
												262	A	Fairfield	52 51	
												286	A	Loyola Maryland	56 72	
												291	H	New Hampshire	66 47	
												293	H	Texas St.	51 61	
LAST 10 Division I																
145	H	Harvard	63 62	293	H	Texas St.	51 61	224	A	UMass Lowell	62 51					
286	A	Loyola Maryland	56 72	253	H	Maine	57 41	13	A	Northwestern	37 79					
78	A	Buffalo	49 73	108	A	Loyola Chicago	40 61									
193	A	Boston U.	56 74													
291	H	New Hampshire	66 47													

Non-Div I Games:

Dartmouth

■ Loss,
 ■ Non-Conf,
 S Site,
 ■ Home
 ■ Away
 N Neutral

Davidson

Through Games Of Jan. 16, 2020

Average RPI Win:	216	WON-LOST	WINNING	LAST 10	STRENGTH OF	OPP. STRENGTH	TEAM	ADJ.	CONF.	ADJ CONF.
Average RPI Loss:	87	RECORD	PCT. RANK	GAMES	SCHEDULE	OF SCHEDULE	RPI	RPI	RPI	RPI
DIV. I ONLY	10- 6	101	6-4	181	119	93	93	12	12	
DIV. I NON-CONF.	6- 6	164	2-4	245	106	158	158	12	12	
TOTALS	RPI 1-25	RPI 26-50	W-L RECORDS	RPI 51-100	RPI 101-150	RPI 150+				
10- 6	0- 0	0- 3	OVERALL	1- 1	1- 1	8- 1				
4- 1	0- 0	0- 1	HOME	0- 0	1- 0	3- 0				
5- 5	0- 0	0- 2	AWAY	1- 1	0- 1	4- 1				
1- 0	0- 0	0- 0	NEUTRAL	0- 0	0- 0	1- 0				
6- 6	0- 0	0- 3	NON-CONFERENCE	0- 1	0- 1	6- 1				
2- 1	0- 0	0- 1	HOME	0- 0	0- 0	2- 0				
3- 5	0- 0	0- 2	AWAY	0- 1	0- 1	3- 1				
1- 0	0- 0	0- 0	NEUTRAL	0- 0	0- 0	1- 0				
4- 0	0- 0	0- 0	CONFERENCE	1- 0	1- 0	2- 0				
2- 0	0- 0	0- 0	HOME	0- 0	1- 0	1- 0				
2- 0	0- 0	0- 0	AWAY	1- 0	0- 0	1- 0				
0- 0	0- 0	0- 0	NEUTRAL	0- 0	0- 0	0- 0				

RPI 1-25				RPI 26-50				RPI 51-100				Team's RPI: 93	RPI 101+			
RPI	S	Opponent	Score	RPI	S	Opponent	Score	RPI	S	Opponent	Score		RPI	S	Opponent	Score
				36	A	Virginia Tech	68 88	78	A	Drexel	63 74		128	H	Fordham	74 62
				44	A	Duke	52 82	99	A	Saint Louis	65 58		142	A	Florida	50 55
				48	H	Charlotte	64 75						166	H	Rhode Island	79 67
													171	A	Columbia	60 63
													201	A	George Mason	76 69
													210	A	ETSU	75 60
													235	H	Georgetown	66 52
													238	A	UMKC	74 64
													267	A	High Point	73 63
													281	N	UC Irvine	78 72
													333	H	Western Caro.	101 51
LAST 10 Division I																
				201	A	George Mason	76 69	48	H	Charlotte	64 75					
				166	H	Rhode Island	79 67	171	A	Columbia	60 63					
				128	H	Fordham	74 62	267	A	High Point	73 63					
				99	A	Saint Louis	65 58	210	A	ETSU	75 60					
				142	A	Florida	50 55	44	A	Duke	52 82					

Non-Div I Games: Newberry 75 46

Davidson

■ Loss,
 ■ Non-Conf,
 ■ S Site,
 ■ Home
 ■ A Away
 N Neutral

Average RPI Win:	214	WON-LOST	WINNING	LAST 10	STRENGTH OF	OPP. STRENGTH	TEAM	ADJ.	CONF.	ADJ CONF.
Average RPI Loss:	46	RECORD	PCT. RANK	GAMES	SCHEDULE	OF SCHEDULE	RPI	RPI	RPI	RPI
DIV. I ONLY	11- 7	114	8-2	141	40	98	98	12	12	
DIV. I NON-CONF.	7- 7	164	4-2	128	23	134	134	12	12	
TOTALS	RPI 1-25	RPI 26-50	W-L RECORDS	RPI 51-100	RPI 101-150	RPI 150+				
11- 7	0- 3	0- 1	OVERALL	0- 2	2- 1	9- 0				
5- 2	0- 2	0- 0	HOME	0- 0	1- 0	4- 0				
4- 2	0- 0	0- 1	AWAY	0- 1	1- 0	3- 0				
2- 3	0- 1	0- 0	NEUTRAL	0- 1	0- 1	2- 0				
7- 7	0- 3	0- 1	NON-CONFERENCE	0- 2	0- 1	7- 0				
3- 2	0- 2	0- 0	HOME	0- 0	0- 0	3- 0				
2- 2	0- 0	0- 1	AWAY	0- 1	0- 0	2- 0				
2- 3	0- 1	0- 0	NEUTRAL	0- 1	0- 1	2- 0				
4- 0	0- 0	0- 0	CONFERENCE	0- 0	2- 0	2- 0				
2- 0	0- 0	0- 0	HOME	0- 0	1- 0	1- 0				
2- 0	0- 0	0- 0	AWAY	0- 0	1- 0	1- 0				
0- 0	0- 0	0- 0	NEUTRAL	0- 0	0- 0	0- 0				

RPI 1-25				RPI 26-50				RPI 51-100 Team's RPI: 98				RPI 101+			
RPI	S	Opponent	Score	RPI	S	Opponent	Score	RPI	S	Opponent	Score	RPI	S	Opponent	Score
2	H	South Carolina	49 75	28	A	Central Mich.	80 81	53	N	Wake Forest	59 78	114	H	Duquesne	54 41
4	H	UConn	37 75					78	A	Buffalo	59 67	122	A	Richmond	65 51
7	N	Gonzaga	65 76									148	N	Auburn	74 76
												163	A	Toledo	60 42
												180	A	Northeastern	71 60
												198	A	La Salle	98 58
												201	H	George Mason	59 55
												250	N	East Carolina	94 68
												253	N	Maine	78 49
												259	H	Lipscomb	82 60
												268	H	Morehead St.	58 41
												343	H	Coppin St.	78 48
LAST 10 Division I															
114	H	Duquesne	54 41	250	N	East Carolina	94 68								
122	A	Richmond	65 51	53	N	Wake Forest	59 78								
201	H	George Mason	59 55	78	A	Buffalo	59 67								
198	A	La Salle	98 58	268	H	Morehead St.	58 41								
343	H	Coppin St.	78 48	253	N	Maine	78 49								

Non-Div I Games:

Dayton

Average RPI Win:	118	WON-LOST	WINNING	LAST 10	STRENGTH OF	OPP. STRENGTH	TEAM	ADJ.	CONF.	ADJ CONF.
Average RPI Loss:	5	RECORD	PCT. RANK	GAMES	SCHEDULE	OF SCHEDULE	RPI	RPI	RPI	RPI
DIV. I ONLY	15- 2	12	9-1	14	17	10	10	6	6	
DIV. I NON-CONF.	10- 2	30	4-1	34	27	14	14	6	6	
TOTALS	RPI 1-25	RPI 26-50	W-L RECORDS	RPI 51-100	RPI 101-150	RPI 150+				
15- 2	2- 2	2- 0	OVERALL	3- 0	3- 0	5- 0				
9- 1	0- 1	2- 0	HOME	3- 0	0- 0	4- 0				
6- 1	2- 1	0- 0	AWAY	0- 0	3- 0	1- 0				
0- 0	0- 0	0- 0	NEUTRAL	0- 0	0- 0	0- 0				
10- 2	1- 2	1- 0	NON-CONFERENCE	1- 0	2- 0	5- 0				
6- 1	0- 1	1- 0	HOME	1- 0	0- 0	4- 0				
4- 1	1- 1	0- 0	AWAY	0- 0	2- 0	1- 0				
0- 0	0- 0	0- 0	NEUTRAL	0- 0	0- 0	0- 0				
5- 0	1- 0	1- 0	CONFERENCE	2- 0	1- 0	0- 0				
3- 0	0- 0	1- 0	HOME	2- 0	0- 0	0- 0				
2- 0	1- 0	0- 0	AWAY	0- 0	1- 0	0- 0				
0- 0	0- 0	0- 0	NEUTRAL	0- 0	0- 0	0- 0				

RPI	S	Opponent	Score	RPI	S	Opponent	Score	RPI	S	Opponent	Score	RPI	S	Opponent	Score
4	H	UConn	74 84	31	H	Marquette	89 71	57	H	St. John's (NY)	74 69	102	A	Providence	80 67
5	A	Oregon St.	77 98	41	H	Miami (FL)	89 83	60	H	Seton Hall	85 68	108	A	Loyola Chicago	83 76
13	A	Northwestern	70 68					78	H	Drexel	81 57	124	A	Notre Dame	105 94
18	A	Creighton	74 71									164	A	Green Bay	76 65
												182	H	Miami (OH)	98 79
												212	H	Arkansas St.	109 64
												274	H	Milwaukee	94 65
												305	H	Alabama St.	105 76
LAST 10 Division I															
57	H	St. John's (NY)	74 69	108	A	Loyola Chicago	83 76	4	H	UConn	74 84				
60	H	Seton Hall	85 68					305	H	Alabama St.	105 76	124	A	Notre Dame	105 94
18	A	Creighton	74 71					164	A	Green Bay	76 65				
102	A	Providence	80 67												
31	H	Marquette	89 71												

Non-Div I Games:

DePaul

Delaware

Through Games Of Jan. 16, 2020

Average RPI Win:	205	WON-LOST	WINNING	LAST 10	STRENGTH OF	OPP. STRENGTH	TEAM	ADJ.	CONF.	ADJ CONF.
Average RPI Loss:	165	RECORD	PCT. RANK	GAMES	SCHEDULE	OF SCHEDULE	RPI	RPI	RPI	RPI
DIV. I ONLY	5- 10	253	4-6	230	149	246	246	14	14	
DIV. I NON-CONF.	4- 7	225	3-3	167	108	199	199	13	13	
TOTALS	RPI 1-25	RPI 26-50	W-L RECORDS	RPI 51-100	RPI 101-150	RPI 150+				
5- 10	0- 1	0- 1	OVERALL	0- 1	1- 1	4- 6				
2- 4	0- 0	0- 0	HOME	0- 0	0- 1	2- 3				
2- 6	0- 1	0- 1	AWAY	0- 1	0- 0	2- 3				
1- 0	0- 0	0- 0	NEUTRAL	0- 0	1- 0	0- 0				
4- 7	0- 1	0- 1	NON-CONFERENCE	0- 1	1- 1	3- 3				
1- 3	0- 0	0- 0	HOME	0- 0	0- 1	1- 2				
2- 4	0- 1	0- 1	AWAY	0- 1	0- 0	2- 1				
1- 0	0- 0	0- 0	NEUTRAL	0- 0	1- 0	0- 0				
1- 3	0- 0	0- 0	CONFERENCE	0- 0	0- 0	1- 3				
1- 1	0- 0	0- 0	HOME	0- 0	0- 0	1- 1				
0- 2	0- 0	0- 0	AWAY	0- 0	0- 0	0- 2				
0- 0	0- 0	0- 0	NEUTRAL	0- 0	0- 0	0- 0				

RPI 1-25				RPI 26-50				RPI 51-100				RPI 101+ Team's RPI: 246			
RPI	S	Opponent	Score	RPI	S	Opponent	Score	RPI	S	Opponent	Score	RPI	S	Opponent	Score
22	A	Maryland	55 99	48	A	Charlotte	57 61	67	A	UCF	49 75	138	H	George Washington	49 63
												141	N	Santa Clara	81 80
												156	A	Robert Morris	73 62
												180	H	Northeastern	62 72
												201	H	George Mason	63 44
												209	A	Cal St. Fullerton	72 55
												221	A	UNCW	65 71
												225	A	Col. of Charleston	73 84
												236	A	Gardner-Webb	65 67
												253	H	Maine	56 69
												257	H	Delaware St.	64 67
												320	H	Hofstra	80 59
LAST 10 Division I															
180	H	Northeastern	62 72	48	A	Charlotte	57 61	236	A	Gardner-Webb	65 67	156	A	Robert Morris	73 62
320	H	Hofstra	80 59					138	H	George Washington	49 63	141	N	Santa Clara	81 80
225	A	Col. of Charleston	73 84												
221	A	UNCW	65 71												
201	H	George Mason	63 44												

Non-Div I Games:

Delaware

Loss, Non-Conf, S Site, H Home A Away N Neutral

Average RPI Win:	301	WON-LOST	WINNING	LAST 10	STRENGTH OF	OPP. STRENGTH	TEAM	ADJ.	CONF.	ADJ CONF.
Average RPI Loss:	135	RECORD	PCT. RANK	GAMES	SCHEDULE	OF SCHEDULE	RPI	RPI	RPI	RPI
DIV. I ONLY	4- 10	275	3-7	68	348	257	257	30	30	
DIV. I NON-CONF.	2- 9	304	1-6	32	346	243	243	31	31	
TOTALS	RPI 1-25	RPI 26-50	W-L RECORDS	RPI 51-100	RPI 101-150	RPI 150+				
4- 10	0- 0	0- 1	OVERALL	0- 3	0- 3	4- 3				
3- 7	0- 0	0- 0	HOME	0- 3	0- 2	3- 2				
1- 3	0- 0	0- 1	AWAY	0- 0	0- 1	1- 1				
0- 0	0- 0	0- 0	NEUTRAL	0- 0	0- 0	0- 0				
2- 9	0- 0	0- 1	NON-CONFERENCE	0- 2	0- 3	2- 3				
1- 6	0- 0	0- 0	HOME	0- 2	0- 2	1- 2				
1- 3	0- 0	0- 1	AWAY	0- 0	0- 1	1- 1				
0- 0	0- 0	0- 0	NEUTRAL	0- 0	0- 0	0- 0				
2- 1	0- 0	0- 0	CONFERENCE	0- 1	0- 0	2- 0				
2- 1	0- 0	0- 0	HOME	0- 1	0- 0	2- 0				
0- 0	0- 0	0- 0	AWAY	0- 0	0- 0	0- 0				
0- 0	0- 0	0- 0	NEUTRAL	0- 0	0- 0	0- 0				

RPI 1-25				RPI 26-50				RPI 51-100				RPI 101+ Team's RPI: 257			
RPI	S	Opponent	Score	RPI	S	Opponent	Score	RPI	S	Opponent	Score	RPI	S	Opponent	Score
				43	A	James Madison	64 83	84	H	N.C. A&T	45 69	103	A	Boston College	69 109
								85	H	Rider	69 71	144	H	William & Mary	52 73
								86	H	Lehigh	38 68	149	H	Cornell	51 77
												187	H	Cleveland St.	49 57
												196	H	Binghamton	66 75
												246	A	Delaware	67 64
												269	A	Longwood	62 78
												298	H	Morgan St.	69 61
												322	H	N.C. Central	64 54
												338	H	Saint Peter's	89 66
LAST 10 Division I															
				84	H	N.C. A&T	45 69	43	A	James Madison	64 83				
				322	H	N.C. Central	64 54	269	A	Longwood	62 78				
				298	H	Morgan St.	69 61	338	H	Saint Peter's	89 66				
				85	H	Rider	69 71	187	H	Cleveland St.	49 57				
				103	A	Boston College	69 109	144	H	William & Mary	52 73				

Non-Div I Games: Post 67 41 Georgian Court 69 48

Delaware St.

Average RPI Win:	250	WON-LOST	WINNING	LAST 10	STRENGTH OF	OPP. STRENGTH	TEAM	ADJ.	CONF.	ADJ CONF.
Average RPI Loss:	171	RECORD	PCT. RANK	GAMES	SCHEDULE	OF SCHEDULE	RPI	RPI	RPI	RPI
DIV. I ONLY	6- 11	250	2-8	228	272	294	294	18	18	
DIV. I NON-CONF.	5- 7	205	1-4	266	291	299	299	19	19	
TOTALS	RPI 1-25	RPI 26-50	W-L RECORDS	RPI 51-100	RPI 101-150	RPI 150+				
6- 11	0- 0	0- 2	OVERALL	0- 1	0- 1	6- 7				
6- 4	0- 0	0- 0	HOME	0- 1	0- 0	6- 3				
0- 5	0- 0	0- 2	AWAY	0- 0	0- 0	0- 3				
0- 2	0- 0	0- 0	NEUTRAL	0- 0	0- 1	0- 1				
5- 7	0- 0	0- 1	NON-CONFERENCE	0- 0	0- 1	5- 5				
5- 2	0- 0	0- 0	HOME	0- 0	0- 0	5- 2				
0- 3	0- 0	0- 1	AWAY	0- 0	0- 0	0- 2				
0- 2	0- 0	0- 0	NEUTRAL	0- 0	0- 1	0- 1				
1- 4	0- 0	0- 1	CONFERENCE	0- 1	0- 0	1- 2				
1- 2	0- 0	0- 0	HOME	0- 1	0- 0	1- 1				
0- 2	0- 0	0- 1	AWAY	0- 0	0- 0	0- 1				
0- 0	0- 0	0- 0	NEUTRAL	0- 0	0- 0	0- 0				

RPI S	Opponent	Score	RPI S	Opponent	Score	RPI S	Opponent	Score	RPI S	Opponent	Score	Team's RPI: 294
42	A Colorado	70 96	49	A South Dakota	61 104	76	H South Dakota St.	79 86	123	N Western Mich.	70 79	
									157	H North Dakota	82 90	
									161	H Southern Utah	81 73	
									177	N Akron	72 88	
									191	A Lamar University	59 71	
									197	H Northern Colo.	74 55	
									223	H Wyoming	71 57	
									229	A Western Ill.	75 82	
									238	A UMKC	79 83	
									281	H UC Irvine	83 75	
									283	H Alabama A&M	83 86	
									306	H North Dakota St.	91 82	
									311	H New Mexico St.	75 78	
									331	H Cal Poly	96 66	
LAST 10 Division I												
229	A Western Ill.	75 82	123	N Western Mich.	70 79							
76	H South Dakota St.	79 86	177	N Akron	72 88							
49	A South Dakota	61 104	161	H Southern Utah	81 73							
157	H North Dakota	82 90	42	A Colorado	70 96							
306	H North Dakota St.	91 82	191	A Lamar University	59 71							

Non-Div I Games: Colo. Christian 89 49

Denver

Detroit Mercy

Through Games Of Jan. 16, 2020

Average RPI Win:	261	WON-LOST	WINNING	LAST 10	STRENGTH OF	OPP. STRENGTH	TEAM	ADJ.	CONF.	ADJ CONF.
Average RPI Loss:	171	RECORD	PCT. RANK	GAMES	SCHEDULE	OF SCHEDULE	RPI	RPI	RPI	RPI
DIV. I ONLY	2- 15	336	2-8	153	305	307	307	19	19	
DIV. I NON-CONF.	0- 11	338	0-4	85	306	314	314	18	18	
TOTALS	RPI 1-25	RPI 26-50	W-L RECORDS	RPI 51-100	RPI 101-150	RPI 150+				
2- 15	0- 0	0- 0	OVERALL	0- 2	0- 3	2- 10				
1- 8	0- 0	0- 0	HOME	0- 0	0- 1	1- 7				
1- 5	0- 0	0- 0	AWAY	0- 2	0- 2	1- 1				
0- 2	0- 0	0- 0	NEUTRAL	0- 0	0- 0	0- 2				
0- 11	0- 0	0- 0	NON-CONFERENCE	0- 1	0- 3	0- 7				
0- 5	0- 0	0- 0	HOME	0- 0	0- 1	0- 4				
0- 4	0- 0	0- 0	AWAY	0- 1	0- 2	0- 1				
0- 2	0- 0	0- 0	NEUTRAL	0- 0	0- 0	0- 2				
2- 4	0- 0	0- 0	CONFERENCE	0- 1	0- 0	2- 3				
1- 3	0- 0	0- 0	HOME	0- 0	0- 0	1- 3				
1- 1	0- 0	0- 0	AWAY	0- 1	0- 0	1- 0				
0- 0	0- 0	0- 0	NEUTRAL	0- 0	0- 0	0- 0				

RPI	S	Opponent	Score	RPI	S	Opponent	Score	RPI	S	Opponent	Score	RPI	S	Opponent	Score	Team's RPI: 307
63	A	IUPUI	45	82	95	A	Michigan St.	52	110	108	H	Loyola Chicago	60	89		
										123	A	Western Mich.	67	82		
										143	A	Butler	60	82		
										159	N	Tennessee Tech	47	69		
										163	H	Toledo	64	82		
										164	H	Green Bay	48	65		
										172	H	Valparaiso	58	77		
										177	H	Akron	60	81		
										178	H	Eastern Mich.	70	84		
										187	H	Cleveland St.	70	59		
										201	A	George Mason	62	75		
										272	N	Sacred Heart	60	66		
										274	H	Milwaukee	48	63		
										280	H	Oakland	57	71		
										334	A	UIC	70	62		
LAST 10 Division I																
187	H	Cleveland St.	70	59	280	H	Oakland	57	71							
164	H	Green Bay	48	65	178	H	Eastern Mich.	70	84							
274	H	Milwaukee	48	63	163	H	Toledo	64	82							
63	A	IUPUI	45	82	172	H	Valparaiso	58	77							
334	A	UIC	70	62	159	N	Tennessee Tech	47	69							

Non-Div I Games:

Detroit Mercy

Loss, Non-Conf, S Site, H Home A Away N Neutral

Drake

Through Games Of Jan. 16, 2020

Average RPI Win:	129	WON-LOST	WINNING	LAST 10	STRENGTH OF	OPP. STRENGTH	TEAM	ADJ.	CONF.	ADJ CONF.
Average RPI Loss:	21	RECORD	PCT. RANK	GAMES	SCHEDULE	OF SCHEDULE	RPI	RPI	RPI	RPI
DIV. I ONLY	9- 5	93	6-4	17	4	23	23	7	7	
DIV. I NON-CONF.	7- 4	100	4-3	40	6	30	30	7	7	
TOTALS	RPI 1-25	RPI 26-50	W-L RECORDS	RPI 51-100	RPI 101-150	RPI 150+				
9- 5	1- 4	1- 1	OVERALL	3- 0	1- 0	3- 0				
5- 0	1- 0	1- 0	HOME	2- 0	0- 0	1- 0				
2- 4	0- 3	0- 1	AWAY	1- 0	0- 0	1- 0				
2- 1	0- 1	0- 0	NEUTRAL	0- 0	1- 0	1- 0				
7- 4	1- 3	0- 1	NON-CONFERENCE	2- 0	1- 0	3- 0				
4- 0	1- 0	0- 0	HOME	2- 0	0- 0	1- 0				
1- 3	0- 2	0- 1	AWAY	0- 0	0- 0	1- 0				
2- 1	0- 1	0- 0	NEUTRAL	0- 0	1- 0	1- 0				
2- 1	0- 1	1- 0	CONFERENCE	1- 0	0- 0	0- 0				
1- 0	0- 0	1- 0	HOME	0- 0	0- 0	0- 0				
1- 1	0- 1	0- 0	AWAY	1- 0	0- 0	0- 0				
0- 0	0- 0	0- 0	NEUTRAL	0- 0	0- 0	0- 0				

RPI	S	Opponent	Score	RPI	S	Opponent	Score	RPI	S	Opponent	Score	RPI	S	Opponent	Score
1	A	Missouri St.	67 69	39	H	UNI	104 87	76	H	South Dakota St.	74 67	148	N	Auburn	83 82
8	A	Iowa	67 79	49	A	South Dakota	94 102	87	H	Iowa St.	86 81	220	A	Northern Ill.	73 49
18	H	Creighton	63 53					91	A	Southern Ill.	73 65	229	H	Western Ill.	94 75
24	A	Oklahoma	84 93									253	N	Maine	94 62
25	N	Purdue	47 67												
LAST 10 Division I															
91	A	Southern Ill.	73 65	24	A	Oklahoma	84 93								
1	A	Missouri St.	67 69	148	N	Auburn	83 82								
39	H	UNI	104 87	253	N	Maine	94 62								
220	A	Northern Ill.	73 49	25	N	Purdue	47 67								
8	A	Iowa	67 79	229	H	Western Ill.	94 75								

Drake

Drake

Non-Div I Games: Waldorf 103 18

Drake

Loss, Non-Conf, S Site, H Home A Away N Neutral

Average RPI Win:	183	WON-LOST	WINNING	LAST 10	STRENGTH OF	OPP. STRENGTH	TEAM	ADJ.	CONF.	ADJ CONF.
Average RPI Loss:	96	RECORD	PCT. RANK	GAMES	SCHEDULE	OF SCHEDULE	RPI	RPI	RPI	RPI
DIV. I ONLY	10- 6	101	7-3	108	128	78	78	14	14	
DIV. I NON-CONF.	7- 5	130	4-2	50	82	72	72	13	13	
TOTALS	RPI 1-25	RPI 26-50	W-L RECORDS	RPI 51-100	RPI 101-150	RPI 150+				
10- 6	0- 1	0- 0	OVERALL	2- 3	1- 1	7- 1				
7- 1	0- 0	0- 0	HOME	2- 1	1- 0	4- 0				
3- 4	0- 1	0- 0	AWAY	0- 1	0- 1	3- 1				
0- 1	0- 0	0- 0	NEUTRAL	0- 1	0- 0	0- 0				
7- 5	0- 1	0- 0	NON-CONFERENCE	2- 3	1- 1	4- 0				
5- 1	0- 0	0- 0	HOME	2- 1	1- 0	2- 0				
2- 3	0- 1	0- 0	AWAY	0- 1	0- 1	2- 0				
0- 1	0- 0	0- 0	NEUTRAL	0- 1	0- 0	0- 0				
3- 1	0- 0	0- 0	CONFERENCE	0- 0	0- 0	3- 1				
2- 0	0- 0	0- 0	HOME	0- 0	0- 0	2- 0				
1- 1	0- 0	0- 0	AWAY	0- 0	0- 0	1- 1				
0- 0	0- 0	0- 0	NEUTRAL	0- 0	0- 0	0- 0				

RPI 1-25				RPI 26-50				RPI 51-100 Team's RPI: 78				RPI 101+			
RPI	S	Opponent	Score	RPI	S	Opponent	Score	RPI	S	Opponent	Score	RPI	S	Opponent	Score
10	A	DePaul	57 81					64	A	Bucknell	49 60	119	A	Penn	49 53
								75	H	Villanova	54 52	122	H	Richmond	58 52
								78	N	Buffalo	59 63	167	A	Saint Joseph's	62 52
								82	H	Pacific	51 58	180	H	Northeastern	50 41
								93	H	Davidson	74 63	198	H	La Salle	69 31
												200	A	Quinnipiac	66 62
												221	A	UNCW	73 72
												225	A	Col. of Charleston	59 73
												253	H	Maine	70 57
												320	H	Hofstra	74 54
LAST 10 Division I															
320	H	Hofstra	74 54	119	A	Penn	49 53								
180	H	Northeastern	50 41	198	H	La Salle	69 31								
221	A	UNCW	73 72	64	A	Bucknell	49 60								
225	A	Col. of Charleston	59 73	75	H	Villanova	54 52								
253	H	Maine	70 57	167	A	Saint Joseph's	62 52								

Non-Div I Games:

Drexel

■ Loss,
 ■ Non-Conf,
 ■ S Site,
 ■ H Home
 ■ A Away
 N Neutral

Average RPI Win:	143	WON-LOST	WINNING	LAST 10	STRENGTH OF	OPP. STRENGTH	TEAM	ADJ.	CONF.	ADJ CONF.
Average RPI Loss:	27	RECORD	PCT. RANK	GAMES	SCHEDULE	OF SCHEDULE	RPI	RPI	RPI	RPI
DIV. I ONLY	9- 8	165	4-6	7	39	44	44	3	3	
DIV. I NON-CONF.	6- 5	151	1-3	2	151	27	27	3	3	
TOTALS	RPI 1-25	RPI 26-50	W-L RECORDS	RPI 51-100	RPI 101-150	RPI 150+				
9- 8	0- 4	1- 2	OVERALL	2- 2	3- 0	3- 0				
8- 2	0- 1	1- 0	HOME	2- 1	3- 0	2- 0				
1- 6	0- 3	0- 2	AWAY	0- 1	0- 0	1- 0				
0- 0	0- 0	0- 0	NEUTRAL	0- 0	0- 0	0- 0				
6- 5	0- 3	0- 1	NON-CONFERENCE	2- 1	1- 0	3- 0				
5- 1	0- 1	0- 0	HOME	2- 0	1- 0	2- 0				
1- 4	0- 2	0- 1	AWAY	0- 1	0- 0	1- 0				
0- 0	0- 0	0- 0	NEUTRAL	0- 0	0- 0	0- 0				
3- 3	0- 1	1- 1	CONFERENCE	0- 1	2- 0	0- 0				
3- 1	0- 0	1- 0	HOME	0- 1	2- 0	0- 0				
0- 2	0- 1	0- 1	AWAY	0- 0	0- 0	0- 0				
0- 0	0- 0	0- 0	NEUTRAL	0- 0	0- 0	0- 0				

RPI 1-25				RPI 26-50				Team's RPI: 44	RPI 51-100				RPI 101+			
RPI	S	Opponent	Score	RPI	S	Opponent	Score		RPI	S	Opponent	Score	RPI	S	Opponent	Score
2	A	South Carolina	46 89	29	A	Virginia	63 66		53	H	Wake Forest	58 60	103	H	Boston College	85 73
3	A	Louisville	55 60	36	H	Virginia Tech	72 67		58	A	Nebraska	79 83	119	H	Penn	66 50
13	H	Northwestern	42 63	38	A	FGCU	56 78		66	H	Troy	99 85	124	H	Notre Dame	50 47
20	A	Texas A&M	58 79						93	H	Davidson	82 52	202	A	UNLV	57 45
													267	H	High Point	93 57
													279	H	Idaho St.	85 66
LAST 10 Division I																
124	H	Notre Dame	50 47	38	A	FGCU	56 78		2	A	South Carolina	46 89				
36	H	Virginia Tech	72 67						103	H	Boston College	85 73				
29	A	Virginia	63 66						58	A	Nebraska	79 83				
3	A	Louisville	55 60						119	H	Penn	66 50				
53	H	Wake Forest	58 60													

Non-Div I Games:

Duke

Average RPI Win: 222	WON-LOST	WINNING	LAST 10	STRENGTH OF	OPP. STRENGTH	TEAM	ADJ.	CONF.	ADJ CONF.
Average RPI Loss: 94	RECORD	PCT. RANK	GAMES	SCHEDULE	OF SCHEDULE	RPI	RPI	RPI	RPI
DIV. I ONLY	11- 6	85	6-4	204	152	114	114	12	12
DIV. I NON-CONF.	10- 3	60	5-1	246	179	86	86	12	12
TOTALS	RPI 1-25	RPI 26-50	W-L RECORDS	RPI 51-100	RPI 101-150	RPI 150+			
11- 6	0- 0	0- 1	OVERALL	0- 2	1- 3	10- 0			
5- 2	0- 0	0- 0	HOME	0- 0	0- 2	5- 0			
6- 4	0- 0	0- 1	AWAY	0- 2	1- 1	5- 0			
0- 0	0- 0	0- 0	NEUTRAL	0- 0	0- 0	0- 0			
10- 3	0- 0	0- 1	NON-CONFERENCE	0- 1	1- 1	9- 0			
4- 1	0- 0	0- 0	HOME	0- 0	0- 1	4- 0			
6- 2	0- 0	0- 1	AWAY	0- 1	1- 0	5- 0			
0- 0	0- 0	0- 0	NEUTRAL	0- 0	0- 0	0- 0			
1- 3	0- 0	0- 0	CONFERENCE	0- 1	0- 2	1- 0			
1- 1	0- 0	0- 0	HOME	0- 0	0- 1	1- 0			
0- 2	0- 0	0- 0	AWAY	0- 1	0- 1	0- 0			
0- 0	0- 0	0- 0	NEUTRAL	0- 0	0- 0	0- 0			

RPI S	Opponent	Score	RPI S	Opponent	Score	RPI S	Opponent	Score	RPI S	Opponent	Score	Team's RPI: 114
40	A Oklahoma St.	41 84	52	A Temple	72 85	116	H Kent St.	75 77	117	H Massachusetts	77 81	
			98	A Dayton	41 54	138	A George Washington	60 65	149	A Cornell	72 62	
						163	H Toledo	79 74	177	A Akron	88 63	
						192	A Iona	76 74	198	H La Salle	82 56	
						215	A Manhattan	76 65	218	H Saint Francis (PA)	72 69	
						243	H Kennesaw St.	75 72	247	A Lafayette	73 65	
						302	A Pittsburgh	81 62	342	H Central Conn. St.	72 33	
LAST 10 Division I												
98	A Dayton	41 54	243	H Kennesaw St.	75 72							
198	H La Salle	82 56	218	H Saint Francis (PA)	72 69							
138	A George Washington	60 65	149	A Cornell	72 62							
117	H Massachusetts	77 81	163	H Toledo	79 74							
40	A Oklahoma St.	41 84	177	A Akron	88 63							

Non-Div I Games:

Duquesne

Average RPI Win:	206	WON-LOST	WINNING	LAST 10	STRENGTH OF	OPP. STRENGTH	TEAM	ADJ.	CONF.	ADJ CONF.
Average RPI Loss:	139	RECORD	PCT. RANK	GAMES	SCHEDULE	OF SCHEDULE	RPI	RPI	RPI	RPI
DIV. I ONLY	5- 12	273	3-7	80	276	210	210	23	23	
DIV. I NON-CONF.	4- 10	259	2-5	62	296	204	204	20	20	
TOTALS	RPI 1-25	RPI 26-50	W-L RECORDS	RPI 51-100	RPI 101-150	RPI 150+				
5- 12	0- 0	0- 1	OVERALL	1- 4	1- 3	3- 4				
2- 6	0- 0	0- 0	HOME	1- 2	0- 1	1- 3				
3- 6	0- 0	0- 1	AWAY	0- 2	1- 2	2- 1				
0- 0	0- 0	0- 0	NEUTRAL	0- 0	0- 0	0- 0				
4- 10	0- 0	0- 1	NON-CONFERENCE	1- 4	1- 1	2- 4				
2- 5	0- 0	0- 0	HOME	1- 2	0- 0	1- 3				
2- 5	0- 0	0- 1	AWAY	0- 2	1- 1	1- 1				
0- 0	0- 0	0- 0	NEUTRAL	0- 0	0- 0	0- 0				
1- 2	0- 0	0- 0	CONFERENCE	0- 0	0- 2	1- 0				
0- 1	0- 0	0- 0	HOME	0- 0	0- 1	0- 0				
1- 1	0- 0	0- 0	AWAY	0- 0	0- 1	1- 0				
0- 0	0- 0	0- 0	NEUTRAL	0- 0	0- 0	0- 0				

RPI S	Opponent	Score	RPI S	Opponent	Score	RPI S	Opponent	Score	RPI S	Opponent	Score	Team's RPI: 210
27	A Georgia Tech	48 87	53	H Wake Forest	67 60	101	A UNC Greensboro	47 63				
			66	A Troy	61 79	107	A Liberty	63 62				
			68	H Tennessee	68 72	120	H Furman	62 81				
			84	A N.C. A&T	69 80	149	A Cornell	43 71				
			93	H Davidson	60 75	187	H Cleveland St.	54 62				
						237	H UNC Asheville	54 72				
						255	H South Alabama	65 60				
						264	H Radford	43 67				
						267	A High Point	62 80				
						282	A Appalachian St.	67 61				
						333	A Western Caro.	62 57				
LAST 10 Division I												
120	H Furman	62 81	27	A Georgia Tech	48 87							
333	A Western Caro.	62 57	66	A Troy	61 79							
101	A UNC Greensboro	47 63	187	H Cleveland St.	54 62							
149	A Cornell	43 71	53	H Wake Forest	67 60							
255	H South Alabama	65 60	93	H Davidson	60 75							

Non-Div I Games: Converse 73 35

ETSU

■ Loss,
 ■ Non-Conf,
 ■ S Site,
 ■ H Home
 ■ A Away
 N Neutral

East Carolina

Through Games Of Jan. 16, 2020

Average RPI Win:	302	WON-LOST	WINNING	LAST 10	STRENGTH OF	OPP. STRENGTH	TEAM	ADJ.	CONF.	ADJ CONF.
Average RPI Loss:	103	RECORD	PCT. RANK	GAMES	SCHEDULE	OF SCHEDULE	RPI	RPI	RPI	RPI
DIV. I ONLY	3- 13	314	1-9	87	107	250	250	8	8	
DIV. I NON-CONF.	3- 10	282	1-6	76	122	233	233	8	8	
TOTALS	RPI 1-25	RPI 26-50	W-L RECORDS	RPI 51-100	RPI 101-150	RPI 150+				
3- 13	0- 1	0- 2	OVERALL	0- 4	0- 4	3- 2				
2- 6	0- 0	0- 2	HOME	0- 0	0- 2	2- 2				
1- 5	0- 0	0- 0	AWAY	0- 3	0- 2	1- 0				
0- 2	0- 1	0- 0	NEUTRAL	0- 1	0- 0	0- 0				
3- 10	0- 1	0- 2	NON-CONFERENCE	0- 3	0- 3	3- 1				
2- 4	0- 0	0- 2	HOME	0- 0	0- 1	2- 1				
1- 4	0- 0	0- 0	AWAY	0- 2	0- 2	1- 0				
0- 2	0- 1	0- 0	NEUTRAL	0- 1	0- 0	0- 0				
0- 3	0- 0	0- 0	CONFERENCE	0- 1	0- 1	0- 1				
0- 2	0- 0	0- 0	HOME	0- 0	0- 1	0- 1				
0- 1	0- 0	0- 0	AWAY	0- 1	0- 0	0- 0				
0- 0	0- 0	0- 0	NEUTRAL	0- 0	0- 0	0- 0				

RPI 1-25				RPI 26-50				RPI 51-100				RPI 101+ Team's RPI: 250			
RPI	S	Opponent	Score	RPI	S	Opponent	Score	RPI	S	Opponent	Score	RPI	S	Opponent	Score
13	N	Northwestern	45 64	47	H	Middle Tenn.	66 68	53	A	Wake Forest	53 76	107	A	Liberty	66 81
				48	H	Charlotte	47 59	67	A	UCF	55 91	135	A	VCU	40 53
								71	A	Georgia	50 67	140	H	Wichita St.	53 61
								98	N	Dayton	68 94	144	H	William & Mary	68 78
												203	H	SMU	47 55
												219	H	Howard	51 67
												269	A	Longwood	64 61
												301	H	UMES	57 42
												335	H	USC Upstate	69 48
LAST 10 Division I															
140	H	Wichita St.	53 61	13	N	Northwestern	45 64	219	H	Howard	51 67	107	A	Liberty	66 81
203	H	SMU	47 55	67	A	UCF	55 91	53	A	Wake Forest	53 76	269	A	Longwood	64 61
71	A	Georgia	50 67	98	N	Dayton	68 94								

Non-Div I Games:

East Carolina

Loss, Non-Conf, S Site, H Home A Away N Neutral

Average RPI Win: 286		WON-LOST	WINNING	LAST 10	STRENGTH OF	OPP. STRENGTH	TEAM	ADJ.	CONF.	ADJ CONF.
Average RPI Loss: 165		RECORD	PCT. RANK	GAMES	SCHEDULE	OF SCHEDULE	RPI	RPI	RPI	RPI
DIV. I ONLY		9- 6	117	7-3	348	191	241	241	20	20
DIV. I NON-CONF.		5- 5	164	3-2	342	202	293	293	21	21
TOTALS		RPI 1-25	RPI 26-50	W-L RECORDS	RPI 51-100	RPI 101-150	RPI 150+			
9- 6	0- 0		0- 0	OVERALL	0- 1	0- 2	9- 3			
2- 3	0- 0		0- 0	HOME	0- 0	0- 1	2- 2			
6- 3	0- 0		0- 0	AWAY	0- 1	0- 1	6- 1			
1- 0	0- 0		0- 0	NEUTRAL	0- 0	0- 0	1- 0			
5- 5	0- 0		0- 0	NON-CONFERENCE	0- 0	0- 2	5- 3			
1- 3	0- 0		0- 0	HOME	0- 0	0- 1	1- 2			
3- 2	0- 0		0- 0	AWAY	0- 0	0- 1	3- 1			
1- 0	0- 0		0- 0	NEUTRAL	0- 0	0- 0	1- 0			
4- 1	0- 0		0- 0	CONFERENCE	0- 1	0- 0	4- 0			
1- 0	0- 0		0- 0	HOME	0- 0	0- 0	1- 0			
3- 1	0- 0		0- 0	AWAY	0- 1	0- 0	3- 0			
0- 0	0- 0		0- 0	NEUTRAL	0- 0	0- 0	0- 0			

RPI 1-25				RPI 26-50				RPI 51-100				RPI 101+			
RPI	S	Opponent	Score	RPI	S	Opponent	Score	RPI	S	Opponent	Score	RPI	S	Opponent	Score
								83	A	Belmont	45 69	108	H	Loyola Chicago	51 67
												129	A	Wisconsin	55 63
												172	H	Valparaiso	66 78
												220	A	Northern Ill.	48 61
												229	N	Western Ill.	60 52
												258	H	Omaha	65 52
												259	A	Lipscomb	66 56
												260	A	Eastern Ky.	83 63
												268	A	Morehead St.	57 51
												275	H	Indiana St.	57 59
												310	H	Jacksonville St.	55 52
												326	A	Evansville	90 44
												332	A	Tennessee St.	73 52
												334	A	UIC	80 45
EAST 10 Division I															
				310	H	Jacksonville St.	55 52	172	H	Valparaiso	66 78				
				268	A	Morehead St.	57 51	229	N	Western Ill.	60 52				
				260	A	Eastern Ky.	83 63	220	A	Northern Ill.	48 61				
				83	A	Belmont	45 69	258	H	Omaha	65 52				
				332	A	Tennessee St.	73 52	259	A	Lipscomb	66 56				

Non-Div I Games: Lindenwood (MO) 88 66

Eastern Ill.

Loss, Non-Conf, S Site, H Home A Away N Neutral

Eastern Ky.

Through Games Of Jan. 16, 2020

Average RPI Win:	246	WON-LOST	WINNING	LAST 10	STRENGTH OF	OPP. STRENGTH	TEAM	ADJ.	CONF.	ADJ CONF.
Average RPI Loss:	157	RECORD	PCT. RANK	GAMES	SCHEDULE	OF SCHEDULE	RPI	RPI	RPI	RPI
DIV. I ONLY	6- 9	223	3-7	257	243	260	260	20	20	
DIV. I NON-CONF.	5- 5	164	2-3	265	162	192	192	21	21	
TOTALS	RPI 1-25	RPI 26-50	W-L RECORDS	RPI 51-100	RPI 101-150	RPI 150+				
6- 9	0- 0	0- 0	OVERALL	0- 3	0- 1	6- 5				
3- 5	0- 0	0- 0	HOME	0- 0	0- 0	3- 5				
3- 4	0- 0	0- 0	AWAY	0- 3	0- 1	3- 0				
0- 0	0- 0	0- 0	NEUTRAL	0- 0	0- 0	0- 0				
5- 5	0- 0	0- 0	NON-CONFERENCE	0- 2	0- 1	5- 2				
2- 2	0- 0	0- 0	HOME	0- 0	0- 0	2- 2				
3- 3	0- 0	0- 0	AWAY	0- 2	0- 1	3- 0				
0- 0	0- 0	0- 0	NEUTRAL	0- 0	0- 0	0- 0				
1- 4	0- 0	0- 0	CONFERENCE	0- 1	0- 0	1- 3				
1- 3	0- 0	0- 0	HOME	0- 0	0- 0	1- 3				
0- 1	0- 0	0- 0	AWAY	0- 1	0- 0	0- 0				
0- 0	0- 0	0- 0	NEUTRAL	0- 0	0- 0	0- 0				

RPI S	Opponent	Score	RPI S	Opponent	Score	RPI S	Opponent	Score	RPI S	Opponent	Score	Team's RPI: 260
						56	A Vanderbilt	69 75	143	A Butler	41 73	
						63	A IUPUI	42 72	159	H Tennessee Tech	42 60	
						83	A Belmont	48 68	173	H Youngstown St.	63 72	
									181	A Memphis	63 60	
									182	H Miami (OH)	57 75	
									213	H Chattanooga	71 65	
									217	H Northern Ky.	69 62	
									232	A Xavier	56 55	
									241	H Eastern Ill.	63 83	
									310	H Jacksonville St.	33 43	
									313	H SIUE	49 46	
									321	A Mercer	61 60	
LAST 10 Division I												
83	A Belmont	48 68	63	A IUPUI	42 72							
313	H SIUE	49 46	56	A Vanderbilt	69 75							
241	H Eastern Ill.	63 83	232	A Xavier	56 55							
310	H Jacksonville St.	33 43	173	H Youngstown St.	63 72							
159	H Tennessee Tech	42 60	213	H Chattanooga	71 65							

Non-Div I Games: Alice Lloyd 102 65

Eastern Ky.

Loss, Non-Conf, S Site, H Home A Away N Neutral

Average RPI Win:	232	WON-LOST	WINNING	LAST 10	STRENGTH OF	OPP. STRENGTH	TEAM	ADJ.	CONF.	ADJ CONF.
Average RPI Loss:	116	RECORD	PCT. RANK	GAMES	SCHEDULE	OF SCHEDULE	RPI	RPI	RPI	RPI
DIV. I ONLY	7- 7	173	6-4	194	210	178	178	10	10	
DIV. I NON-CONF.	4- 6	212	3-3	243	258	232	232	10	10	
TOTALS	RPI 1-25	RPI 26-50	W-L RECORDS	RPI 51-100	RPI 101-150	RPI 150+				
7- 7	0- 0	0- 0	OVERALL	0- 4	1- 1	6- 2				
4- 2	0- 0	0- 0	HOME	0- 2	0- 0	4- 0				
3- 5	0- 0	0- 0	AWAY	0- 2	1- 1	2- 2				
0- 0	0- 0	0- 0	NEUTRAL	0- 0	0- 0	0- 0				
4- 6	0- 0	0- 0	NON-CONFERENCE	0- 3	0- 1	4- 2				
2- 2	0- 0	0- 0	HOME	0- 2	0- 0	2- 0				
2- 4	0- 0	0- 0	AWAY	0- 1	0- 1	2- 2				
0- 0	0- 0	0- 0	NEUTRAL	0- 0	0- 0	0- 0				
3- 1	0- 0	0- 0	CONFERENCE	0- 1	1- 0	2- 0				
2- 0	0- 0	0- 0	HOME	0- 0	0- 0	2- 0				
1- 1	0- 0	0- 0	AWAY	0- 1	1- 0	0- 0				
0- 0	0- 0	0- 0	NEUTRAL	0- 0	0- 0	0- 0				

RPI 1-25			RPI 26-50			RPI 51-100			RPI 101+			Team's RPI: 178
RPI	S	Opponent	Score	RPI	S	Opponent	Score	RPI	S	Opponent	Score	
						55	H Michigan	38	57	116	A Kent St.	74 69
						65	A Ball St.	54	59	140	A Wichita St.	52 63
						91	H Southern Ill.	54	85	165	H Southeast Mo. St.	69 64
						95	A Michigan St.	50	85	173	A Youngstown St.	77 79
										182	H Miami (OH)	80 53
										196	A Binghamton	67 78
										199	H Bowling Green	78 61
										307	A Detroit Mercy	84 70
										324	H Purdue Fort Wayne	64 40
										334	A UIC	68 59
LAST 10 Division I												
						182	H Miami (OH)	80	53	334	A UIC	68 59
						65	A Ball St.	54	59	324	H Purdue Fort Wayne	64 40
						116	A Kent St.	74	69	140	A Wichita St.	52 63
						199	H Bowling Green	78	61	196	A Binghamton	67 78
						307	A Detroit Mercy	84	70	55	H Michigan	38 57

Non-Div I Games: Olivet 95 38

Eastern Mich.

Average RPI Win:	303	WON-LOST	WINNING	LAST 10	STRENGTH OF	OPP. STRENGTH	TEAM	ADJ.	CONF.	ADJ CONF.
Average RPI Loss:	146	RECORD	PCT. RANK	GAMES	SCHEDULE	OF SCHEDULE	RPI	RPI	RPI	RPI
DIV. I ONLY	1- 12	338	1-9	61	234	289	289	21	21	
DIV. I NON-CONF.	0- 8	338	0-5	8	192	240	240	17	17	
TOTALS	RPI 1-25	RPI 26-50	W-L RECORDS	RPI 51-100	RPI 101-150	RPI 150+				
1- 12	0- 2	0- 0	OVERALL	0- 1	0- 3	1- 6				
1- 3	0- 0	0- 0	HOME	0- 1	0- 0	1- 2				
0- 8	0- 2	0- 0	AWAY	0- 0	0- 2	0- 4				
0- 1	0- 0	0- 0	NEUTRAL	0- 0	0- 1	0- 0				
0- 8	0- 2	0- 0	NON-CONFERENCE	0- 1	0- 2	0- 3				
0- 2	0- 0	0- 0	HOME	0- 1	0- 0	0- 1				
0- 5	0- 2	0- 0	AWAY	0- 0	0- 1	0- 2				
0- 1	0- 0	0- 0	NEUTRAL	0- 0	0- 1	0- 0				
1- 4	0- 0	0- 0	CONFERENCE	0- 0	0- 1	1- 3				
1- 1	0- 0	0- 0	HOME	0- 0	0- 0	1- 1				
0- 3	0- 0	0- 0	AWAY	0- 0	0- 1	0- 2				
0- 0	0- 0	0- 0	NEUTRAL	0- 0	0- 0	0- 0				

RPI 1-25				RPI 26-50				RPI 51-100				RPI 101+ Team's RPI: 289			
RPI	S	Opponent	Score	RPI	S	Opponent	Score	RPI	S	Opponent	Score	RPI	S	Opponent	Score
7	A	Gonzaga	44 84					100	H	Boise St.	61 63	115	N	Bradley	46 66
9	A	Stanford	27 92									126	A	Idaho	60 69
												134	A	Utah	49 87
												155	A	San Jose St.	66 84
												169	A	Montana	54 92
												188	A	Portland St.	58 75
												233	H	Pepperdine	52 53
												238	A	UMKC	55 66
												279	H	Idaho St.	47 67
												303	H	Weber St.	63 53
LAST 10 Division I															
126	A	Idaho	60 69	115	N	Bradley	46 66								
169	A	Montana	54 92	238	A	UMKC	55 66								
188	A	Portland St.	58 75	100	H	Boise St.	61 63								
279	H	Idaho St.	47 67	233	H	Pepperdine	52 53								
303	H	Weber St.	63 53	7	A	Gonzaga	44 84								

Non-Div I Games: Northwest Chrst. 81 62

Eastern Wash.

■ Loss,
■ Non-Conf, S Site,
■ Home
■ Away
N Neutral

Average RPI Win:	227	WON-LOST	WINNING	LAST 10	STRENGTH OF	OPP. STRENGTH	TEAM	ADJ.	CONF.	ADJ CONF.
Average RPI Loss:	60	RECORD	PCT. RANK	GAMES	SCHEDULE	OF SCHEDULE	RPI	RPI	RPI	RPI
DIV. I ONLY	7- 7	173	5-5	46	180	90	90	14	14	
DIV. I NON-CONF.	4- 6	212	2-4	33	212	112	112	13	13	
TOTALS	RPI 1-25	RPI 26-50	W-L RECORDS	RPI 51-100	RPI 101-150	RPI 150+				
7- 7	0- 1	0- 1	OVERALL	0- 4	1- 1	6- 0				
4- 1	0- 0	0- 0	HOME	0- 1	0- 0	4- 0				
3- 4	0- 1	0- 1	AWAY	0- 2	1- 0	2- 0				
0- 2	0- 0	0- 0	NEUTRAL	0- 1	0- 1	0- 0				
4- 6	0- 1	0- 0	NON-CONFERENCE	0- 4	1- 1	3- 0				
2- 1	0- 0	0- 0	HOME	0- 1	0- 0	2- 0				
2- 3	0- 1	0- 0	AWAY	0- 2	1- 0	1- 0				
0- 2	0- 0	0- 0	NEUTRAL	0- 1	0- 1	0- 0				
3- 1	0- 0	0- 1	CONFERENCE	0- 0	0- 0	3- 0				
2- 0	0- 0	0- 0	HOME	0- 0	0- 0	2- 0				
1- 1	0- 0	0- 1	AWAY	0- 0	0- 0	1- 0				
0- 0	0- 0	0- 0	NEUTRAL	0- 0	0- 0	0- 0				

RPI 1-25				RPI 26-50				RPI 51-100				Team's RPI: 90	RPI 101+			
RPI	S	Opponent	Score	RPI	S	Opponent	Score	RPI	S	Opponent	Score		RPI	S	Opponent	Score
17	A	NC State	49 62	43	A	James Madison	48 61	53	H	Wake Forest	57 69		104	N	Coastal Caro.	65 76
								61	A	North Carolina	46 76		120	A	Furman	87 76
								63	N	IUPUI	53 59		202	A	UNLV	50 44
								77	A	Marist	55 63		204	A	Towson	74 61
													221	H	UNCW	77 53
													225	H	Col. of Charleston	90 48
													282	H	Appalachian St.	67 66
													333	H	Western Caro.	68 24
LAST 10 Division I																
221	H	UNCW	77 53	104	N	Coastal Caro.	65 76									
225	H	Col. of Charleston	90 48	17	A	NC State	49 62									
43	A	James Madison	48 61	63	N	IUPUI	53 59									
204	A	Towson	74 61	202	A	UNLV	50 44									
120	A	Furman	87 76	53	H	Wake Forest	57 69									

Non-Div I Games: Newberry 73 53

Elon

Average RPI Win:	313	WON-LOST	WINNING	LAST 10	STRENGTH OF	OPP. STRENGTH	TEAM	ADJ.	CONF.	ADJ CONF.
Average RPI Loss:	183	RECORD	PCT. RANK	GAMES	SCHEDULE	OF SCHEDULE	RPI	RPI	RPI	RPI
DIV. I ONLY	2- 12	327	2-8	215	344	326	326	7	7	
DIV. I NON-CONF.	2- 8	295	2-4	330	340	344	344	7	7	
TOTALS	RPI 1-25	RPI 26-50	W-L RECORDS	RPI 51-100	RPI 101-150	RPI 150+				
2- 12	0- 0	0- 0	OVERALL	0- 1	0- 4	2- 7				
2- 4	0- 0	0- 0	HOME	0- 0	0- 1	2- 3				
0- 8	0- 0	0- 0	AWAY	0- 1	0- 3	0- 4				
0- 0	0- 0	0- 0	NEUTRAL	0- 0	0- 0	0- 0				
2- 8	0- 0	0- 0	NON-CONFERENCE	0- 0	0- 2	2- 6				
2- 2	0- 0	0- 0	HOME	0- 0	0- 0	2- 2				
0- 6	0- 0	0- 0	AWAY	0- 0	0- 2	0- 4				
0- 0	0- 0	0- 0	NEUTRAL	0- 0	0- 0	0- 0				
0- 4	0- 0	0- 0	CONFERENCE	0- 1	0- 2	0- 1				
0- 2	0- 0	0- 0	HOME	0- 0	0- 1	0- 1				
0- 2	0- 0	0- 0	AWAY	0- 1	0- 1	0- 0				
0- 0	0- 0	0- 0	NEUTRAL	0- 0	0- 0	0- 0				

RPI S	Opponent	Score	RPI S	Opponent	Score	RPI S	Opponent	Score	RPI S	Opponent	Score	Team's RPI: 326
						89	A Illinois St.	58 81	108	H Loyola Chicago	61 71	
									115	A Bradley	51 82	
									125	A Illinois	44 59	
									146	A Austin Peay	64 80	
									165	A Southeast Mo. St.	60 83	
									172	H Valparaiso	66 88	
									182	A Miami (OH)	64 72	
									211	H Murray St.	59 61	
									241	H Eastern Ill.	44 90	
									276	H Marshall	66 62	
									313	A SIUE	74 85	
									324	A Purdue Fort Wayne	64 67	
									349	H Chicago St.	76 42	
LAST 10 Division I												
172	H Valparaiso	66 88	349	H Chicago St.	76 42							
108	H Loyola Chicago	61 71	125	A Illinois	44 59							
89	A Illinois St.	58 81	324	A Purdue Fort Wayne	64 67							
115	A Bradley	51 82	211	H Murray St.	59 61							
182	A Miami (OH)	64 72	276	H Marshall	66 62							

Non-Div I Games: Brescia 77 61

Evansville

Average RPI Win:	153	WON-LOST	WINNING	LAST 10	STRENGTH OF	OPP. STRENGTH	TEAM	ADJ.	CONF.	ADJ CONF.
Average RPI Loss:	27	RECORD	PCT. RANK	GAMES	SCHEDULE	OF SCHEDULE	RPI	RPI	RPI	RPI
DIV. I ONLY	14- 2	18	9-1	154	27	38	38	16	16	
DIV. I NON-CONF.	10- 2	30	5-1	102	21	28	28	16	16	
TOTALS	RPI 1-25	RPI 26-50	W-L RECORDS	RPI 51-100	RPI 101-150	RPI 150+				
14- 2	0- 1	1- 1	OVERALL	5- 0	3- 0	5- 0				
5- 1	0- 0	1- 1	HOME	1- 0	1- 0	2- 0				
5- 1	0- 1	0- 0	AWAY	2- 0	1- 0	2- 0				
4- 0	0- 0	0- 0	NEUTRAL	2- 0	1- 0	1- 0				
10- 2	0- 1	1- 1	NON-CONFERENCE	4- 0	2- 0	3- 0				
3- 1	0- 0	1- 1	HOME	1- 0	0- 0	1- 0				
3- 1	0- 1	0- 0	AWAY	1- 0	1- 0	1- 0				
4- 0	0- 0	0- 0	NEUTRAL	2- 0	1- 0	1- 0				
4- 0	0- 0	0- 0	CONFERENCE	1- 0	1- 0	2- 0				
2- 0	0- 0	0- 0	HOME	0- 0	1- 0	1- 0				
2- 0	0- 0	0- 0	AWAY	1- 0	0- 0	1- 0				
0- 0	0- 0	0- 0	NEUTRAL	0- 0	0- 0	0- 0				

RPI 1-25				RPI 26-50				Team's RPI: 38	RPI 51-100				RPI 101+			
RPI	S	Opponent	Score	RPI	S	Opponent	Score		RPI	S	Opponent	Score	RPI	S	Opponent	Score
21	A	Princeton	53 67	33	H	LSU	63 74		52	A	Temple	93 67	107	H	Liberty	64 57
				44	H	Duke	78 56		67	H	UCF	72 50	124	N	Notre Dame	69 60
									76	N	South Dakota St.	71 70	137	A	Houston	57 45
									80	N	South Fla.	81 77	218	N	Saint Francis (PA)	97 64
									96	A	North Florida	72 50	226	A	Stetson	89 47
													259	H	Lipscomb	82 56
													312	A	FIU	100 54
													342	H	Central Conn. St.	94 60
LAST 10 Division I																
				96	A	North Florida	72 50		52	A	Temple	93 67				
				226	A	Stetson	89 47		33	H	LSU	63 74				
				107	H	Liberty	64 57		342	H	Central Conn. St.	94 60				
				259	H	Lipscomb	82 56		137	A	Houston	57 45				
				44	H	Duke	78 56		76	N	South Dakota St.	71 70				

Non-Div I Games: Webber Int'l 99 48 Fla. Memorial 91 47 Johnson & Wales (FL89 56

FGCU

Loss, Non-Conf, S Site, H Home A Away N Neutral

Average RPI Win:	310	WON-LOST	WINNING	LAST 10	STRENGTH OF	OPP. STRENGTH	TEAM	ADJ.	CONF.	ADJ CONF.
Average RPI Loss:	185	RECORD	PCT. RANK	GAMES	SCHEDULE	OF SCHEDULE	RPI	RPI	RPI	RPI
DIV. I ONLY	4- 12	290	3-7	266	318	312	312	13	13	
DIV. I NON-CONF.	3- 8	268	2-3	282	333	318	318	14	14	
TOTALS	RPI 1-25	RPI 26-50	W-L RECORDS	RPI 51-100	RPI 101-150	RPI 150+				
4- 12	0- 0	0- 1	OVERALL	0- 1	0- 2	4- 8				
2- 8	0- 0	0- 1	HOME	0- 1	0- 2	2- 4				
2- 4	0- 0	0- 0	AWAY	0- 0	0- 0	2- 4				
0- 0	0- 0	0- 0	NEUTRAL	0- 0	0- 0	0- 0				
3- 8	0- 0	0- 1	NON-CONFERENCE	0- 1	0- 1	3- 5				
1- 7	0- 0	0- 1	HOME	0- 1	0- 1	1- 4				
2- 1	0- 0	0- 0	AWAY	0- 0	0- 0	2- 1				
0- 0	0- 0	0- 0	NEUTRAL	0- 0	0- 0	0- 0				
1- 4	0- 0	0- 0	CONFERENCE	0- 0	0- 1	1- 3				
1- 1	0- 0	0- 0	HOME	0- 0	0- 1	1- 0				
0- 3	0- 0	0- 0	AWAY	0- 0	0- 0	0- 3				
0- 0	0- 0	0- 0	NEUTRAL	0- 0	0- 0	0- 0				

RPI S	Opponent	Score	RPI S	Opponent	Score	RPI S	Opponent	Score	RPI S	Opponent	Score	Team's RPI: 312
38	H FGCU	54 100	96	H North Florida	49 64	136	H Rice	47 68				
						146	H Austin Peay	56 58				
						162	A UAB	58 71				
						183	H Bethune-Cookman	60 65				
						205	A UTEP	34 64				
						217	H Northern Ky.	45 67				
						222	A Jacksonville	52 77				
						242	H Brown	57 72				
						266	H North Texas	58 56				
						280	H Oakland	49 58				
						292	A UTSA	45 60				
						322	A N.C. Central	59 58				
						323	A Georgia St.	70 63				
						327	H Grambling	56 55				
LAST 10 Division I												
162	A UAB	58 71	242	H Brown	57 72							
136	H Rice	47 68	146	H Austin Peay	56 58							
266	H North Texas	58 56	327	H Grambling	56 55							
292	A UTSA	45 60	222	A Jacksonville	52 77							
205	A UTEP	34 64	322	A N.C. Central	59 58							

Non-Div I Games:

FIU

Fairfield

Through Games Of Jan. 16, 2020

Average RPI Win:	313	WON-LOST	WINNING	LAST 10	STRENGTH OF	OPP. STRENGTH	TEAM	ADJ.	CONF.	ADJ CONF.
Average RPI Loss:	121	RECORD	PCT. RANK	GAMES	SCHEDULE	OF SCHEDULE	RPI	RPI	RPI	RPI
DIV. I ONLY	7- 6	150	6-4	332	240	262	262	24	24	
DIV. I NON-CONF.	3- 6	235	2-4	283	171	291	291	25	25	
TOTALS	RPI 1-25	RPI 26-50	W-L RECORDS	RPI 51-100	RPI 101-150	RPI 150+				
7- 6	0- 0	0- 0	OVERALL	0- 3	0- 0	7- 3				
5- 2	0- 0	0- 0	HOME	0- 0	0- 0	5- 2				
2- 4	0- 0	0- 0	AWAY	0- 3	0- 0	2- 1				
0- 0	0- 0	0- 0	NEUTRAL	0- 0	0- 0	0- 0				
3- 6	0- 0	0- 0	NON-CONFERENCE	0- 3	0- 0	3- 3				
2- 2	0- 0	0- 0	HOME	0- 0	0- 0	2- 2				
1- 4	0- 0	0- 0	AWAY	0- 3	0- 0	1- 1				
0- 0	0- 0	0- 0	NEUTRAL	0- 0	0- 0	0- 0				
4- 0	0- 0	0- 0	CONFERENCE	0- 0	0- 0	4- 0				
3- 0	0- 0	0- 0	HOME	0- 0	0- 0	3- 0				
1- 0	0- 0	0- 0	AWAY	0- 0	0- 0	1- 0				
0- 0	0- 0	0- 0	NEUTRAL	0- 0	0- 0	0- 0				

RPI 1-25				RPI 26-50				RPI 51-100				RPI 101+ Team's RPI: 262					
RPI	S	Opponent	Score	RPI	S	Opponent	Score	RPI	S	Opponent	Score	RPI	S	Opponent	Score		
								52	A	Temple	59	77	151	H	Dartmouth	51	52
								57	A	St. John's (NY)	69	71	166	A	Rhode Island	41	74
								60	A	Seton Hall	44	74	242	H	Brown	44	58
													265	H	Navy	66	52
													278	H	Monmouth	49	38
													316	A	Siena	65	35
													320	H	Hofstra	73	64
													330	H	Canisius	72	70
													338	H	Saint Peter's	67	48
													347	A	LIU Brooklyn	53	51
LAST 10 Division I																	
				330	H	Canisius	72	70	57	A	St. John's (NY)	69	71				
				338	H	Saint Peter's	67	48	320	H	Hofstra	73	64				
				278	H	Monmouth	49	38	265	H	Navy	66	52				
				316	A	Siena	65	35	166	A	Rhode Island	41	74				
				242	H	Brown	44	58	151	H	Dartmouth	51	52				

Non-Div I Games:

Fairfield

■ Loss,
■ Non-Conf,
■ S Site,
■ H Home
■ A Away
N Neutral

Ralphie Brown				Through Games Of Jan. 10, 1918						
Average RPI Win:	293	WON-LOST	WINNING	LAST 10	STRENGTH OF	OPP. STRENGTH	TEAM	ADJ.	CONF.	ADJ CONF.
Average RPI Loss:	260	RECORD	PCT. RANK	GAMES	SCHEDULE	OF SCHEDULE	RPI	RPI	RPI	RPI
DIV. I ONLY	6- 10	240	6-4	350	336	336	336	29	29	
DIV. I NON-CONF.	3- 8	268	3-2	343	337	339	339	30	30	
TOTALS	RPI 1-25	RPI 26-50	W-L RECORDS	RPI 51-100	RPI 101-150	RPI 150+				
6- 10	0- 0	0- 0	OVERALL	0- 0	0- 0	6- 10				
3- 5	0- 0	0- 0	HOME	0- 0	0- 0	3- 5				
3- 5	0- 0	0- 0	AWAY	0- 0	0- 0	3- 5				
0- 0	0- 0	0- 0	NEUTRAL	0- 0	0- 0	0- 0				
3- 8	0- 0	0- 0	NON-CONFERENCE	0- 0	0- 0	3- 8				
1- 4	0- 0	0- 0	HOME	0- 0	0- 0	1- 4				
2- 4	0- 0	0- 0	AWAY	0- 0	0- 0	2- 4				
0- 0	0- 0	0- 0	NEUTRAL	0- 0	0- 0	0- 0				
3- 2	0- 0	0- 0	CONFERENCE	0- 0	0- 0	3- 2				
2- 1	0- 0	0- 0	HOME	0- 0	0- 0	2- 1				
1- 1	0- 0	0- 0	AWAY	0- 0	0- 0	1- 1				
0- 0	0- 0	0- 0	NEUTRAL	0- 0	0- 0	0- 0				

RPI 1-25				RPI 26-50				RPI 51-100				RPI 101+				Team's RPI: 336	
RPI	S	Opponent	Score	RPI	S	Opponent	Score	RPI	S	Opponent	Score	RPI	S	Opponent	Score		
												196	H	Binghamton	48	60	
												215	H	Manhattan	61	62	
												218	H	Saint Francis (PA)	56	47	
												219	A	Howard	56	64	
												224	A	UMass Lowell	56	61	
												247	A	Lafayette	29	61	
												249	H	Army West Point	68	70	
												272	H	Sacred Heart	65	60	
												286	H	Loyola Maryland	46	75	
												295	A	St. Francis Brooklyn	62	57	
												302	A	Pittsburgh	60	69	
												315	H	Bryant	45	57	
												316	H	Siena	67	58	
												318	A	NJIT	68	59	
												338	A	Saint Peter's	77	71	
												347	A	LIU Brooklyn	63	68	
LAST 10 Division I																	
				272	H	Sacred Heart	65	60	224	A	UMass Lowell	56	61				
				347	A	LIU Brooklyn	63	68	338	A	Saint Peter's	77	71				
				218	H	Saint Francis (PA)	56	47	316	H	Siena	67	58				
				315	H	Bryant	45	57	318	A	NJIT	68	59				
				295	A	St. Francis Brooklyn	62	57	219	A	Howard	56	64				

Non-Div I Games:

Fairleigh Dickinson

■ Loss, ■ Non-Conf, S Site, H Home A Away N Neutral

Fla. Atlantic

Through Games Of Jan. 16, 2020

Average RPI Win:	251	WON-LOST	WINNING	LAST 10	STRENGTH OF	OPP. STRENGTH	TEAM	ADJ.	CONF.	ADJ CONF.
Average RPI Loss:	107	RECORD	PCT. RANK	GAMES	SCHEDULE	OF SCHEDULE	RPI	RPI	RPI	RPI
DIV. I ONLY	8- 8	173	4-6	186	148	189	189	13	13	
DIV. I NON-CONF.	6- 5	151	2-3	213	143	185	185	14	14	
TOTALS	RPI 1-25	RPI 26-50	W-L RECORDS	RPI 51-100	RPI 101-150	RPI 150+				
8- 8	0- 1	0- 1	OVERALL	0- 1	1- 4	7- 1				
5- 4	0- 0	0- 0	HOME	0- 1	0- 3	5- 0				
3- 4	0- 1	0- 1	AWAY	0- 0	1- 1	2- 1				
0- 0	0- 0	0- 0	NEUTRAL	0- 0	0- 0	0- 0				
6- 5	0- 1	0- 0	NON-CONFERENCE	0- 1	1- 3	5- 0				
4- 3	0- 0	0- 0	HOME	0- 1	0- 2	4- 0				
2- 2	0- 1	0- 0	AWAY	0- 0	1- 1	1- 0				
0- 0	0- 0	0- 0	NEUTRAL	0- 0	0- 0	0- 0				
2- 3	0- 0	0- 1	CONFERENCE	0- 0	0- 1	2- 1				
1- 1	0- 0	0- 0	HOME	0- 0	0- 1	1- 0				
1- 2	0- 0	0- 1	AWAY	0- 0	0- 0	1- 1				
0- 0	0- 0	0- 0	NEUTRAL	0- 0	0- 0	0- 0				

RPI	S	Opponent	Score	RPI	S	Opponent	Score	RPI	S	Opponent	Score	RPI	S	Opponent	Score	Team's RPI: 189
8	A	Iowa	53 85	47	A	Middle Tenn.	66 81	69	H	Kansas	60 90	120	H	Furman	63 69	
												122	A	Richmond	55 57	
												123	A	Western Mich.	80 79	
												136	H	Rice	69 78	
												145	H	Harvard	51 65	
												173	A	Hampton	64 63	
												205	A	UTEP	65 96	
												207	H	Little Rock	79 72	
												266	H	North Texas	84 78	
												286	H	Loyola Maryland	72 61	
												292	A	UTSA	80 53	
												316	H	Siena	83 39	
												342	H	Central Conn. St.	72 54	
LAST 10 Division I																
47	A	Middle Tenn.	66 81	145	H	Harvard	51 65									
266	H	North Texas	84 78	120	H	Furman	63 69									
136	H	Rice	69 78	342	H	Central Conn. St.	72 54									
205	A	UTEP	65 96	69	H	Kansas	60 90									
292	A	UTSA	80 53	286	H	Loyola Maryland	72 61									

Non-Div I Games:

Fla. Atlantic

Loss, Non-Conf, S Site, H Home A Away N Neutral

Average RPI Win:	231	WON-LOST	WINNING	LAST 10	STRENGTH OF	OPP. STRENGTH	TEAM	ADJ.	CONF.	ADJ CONF.
Average RPI Loss:	36	RECORD	PCT. RANK	GAMES	SCHEDULE	OF SCHEDULE	RPI	RPI	RPI	RPI
DIV. I ONLY	11- 7	114	5-5	166	73	142	142	5	5	
DIV. I NON-CONF.	9- 4	84	3-2	311	103	190	190	5	5	
TOTALS	RPI 1-25	RPI 26-50	W-L RECORDS	RPI 51-100	RPI 101-150	RPI 150+				
11- 7	0- 4	0- 0	OVERALL	2- 3	2- 0	7- 0				
7- 4	0- 3	0- 0	HOME	2- 1	1- 0	4- 0				
3- 2	0- 1	0- 0	AWAY	0- 1	1- 0	2- 0				
1- 1	0- 0	0- 0	NEUTRAL	0- 1	0- 0	1- 0				
9- 4	0- 2	0- 0	NON-CONFERENCE	1- 2	1- 0	7- 0				
6- 2	0- 2	0- 0	HOME	1- 0	1- 0	4- 0				
2- 1	0- 0	0- 0	AWAY	0- 1	0- 0	2- 0				
1- 1	0- 0	0- 0	NEUTRAL	0- 1	0- 0	1- 0				
2- 3	0- 2	0- 0	CONFERENCE	1- 1	1- 0	0- 0				
1- 2	0- 1	0- 0	HOME	1- 1	0- 0	0- 0				
1- 1	0- 1	0- 0	AWAY	0- 0	1- 0	0- 0				
0- 0	0- 0	0- 0	NEUTRAL	0- 0	0- 0	0- 0				

RPI	S	Opponent	Score	RPI	S	Opponent	Score	RPI	S	Opponent	Score	RPI	S	Opponent	Score	Team's RPI: 142
12	H	Indiana	49 73					53	N	Wake Forest	68 73	148	A	Auburn	83 63	
15	A	Mississippi St.	47 93					56	H	Vanderbilt	68 60	150	H	Samford	84 48	
16	H	Kentucky	45 65					68	H	Tennessee	50 78	232	N	Xavier	67 64	
19	H	Florida St.	55 66					69	A	Kansas	66 76	269	H	Longwood	71 54	
								93	H	Davidson	55 50	290	H	Presbyterian	60 46	
												309	A	Prairie View	51 44	
												321	H	Mercer	71 50	
												327	A	Grambling	72 65	
												351	H	Florida A&M	84 40	
LAST 10 Division I																
68	H	Tennessee	50 78	93	H	Davidson	55 50									
16	H	Kentucky	45 65	53	N	Wake Forest	68 73									
148	A	Auburn	83 63	232	N	Xavier	67 64									
56	H	Vanderbilt	68 60	321	H	Mercer	71 50									
15	A	Mississippi St.	47 93	69	A	Kansas	66 76									

Non-Div I Games:

Florida

Average RPI Win:	343	WON-LOST	WINNING	LAST 10	STRENGTH OF	OPP. STRENGTH	TEAM	ADJ.	CONF.	ADJ CONF.
Average RPI Loss:	241	RECORD	PCT. RANK	GAMES	SCHEDULE	OF SCHEDULE	RPI	RPI	RPI	RPI
DIV. I ONLY	1- 12	338	1-9	340	349	351	351	30	30	
DIV. I NON-CONF.	0- 9	338	0-6	308	350	350	350	31	31	
TOTALS	RPI 1-25	RPI 26-50	W-L RECORDS	RPI 51-100	RPI 101-150	RPI 150+				
1- 12	0- 0	0- 1	OVERALL	0- 1	0- 1	1- 9				
1- 3	0- 0	0- 0	HOME	0- 0	0- 0	1- 3				
0- 9	0- 0	0- 1	AWAY	0- 1	0- 1	0- 6				
0- 0	0- 0	0- 0	NEUTRAL	0- 0	0- 0	0- 0				
0- 9	0- 0	0- 1	NON-CONFERENCE	0- 0	0- 1	0- 7				
0- 2	0- 0	0- 0	HOME	0- 0	0- 0	0- 2				
0- 7	0- 0	0- 1	AWAY	0- 0	0- 1	0- 5				
0- 0	0- 0	0- 0	NEUTRAL	0- 0	0- 0	0- 0				
1- 3	0- 0	0- 0	CONFERENCE	0- 1	0- 0	1- 2				
1- 1	0- 0	0- 0	HOME	0- 0	0- 0	1- 1				
0- 2	0- 0	0- 0	AWAY	0- 1	0- 0	0- 1				
0- 0	0- 0	0- 0	NEUTRAL	0- 0	0- 0	0- 0				

RPI S	Opponent	Score	RPI S	Opponent	Score	RPI S	Opponent	Score	RPI S	Opponent	Score	Team's RPI: 351
33	A LSU	45 73	84	A N.C. A&T	44 71	142	A Florida	40 84	190	A Texas Tech	60 98	
						222	H Jacksonville	54 88	283	H Alabama A&M	53 77	
						298	H Morgan St.	47 59	310	A Jacksonville St.	67 72	
						322	A N.C. Central	57 66	328	A Alcorn	42 58	
						335	A USC Upstate	61 74	343	H Coppin St.	58 48	
						350	A Mississippi Val.	70 71				
LAST 10 Division I												
343	H Coppin St.	58 48	283	H Alabama A&M	53 77							
298	H Morgan St.	47 59	222	H Jacksonville	54 88							
84	A N.C. A&T	44 71	328	A Alcorn	42 58							
322	A N.C. Central	57 66	350	A Mississippi Val.	70 71							
33	A LSU	45 73	142	A Florida	40 84							

Non-Div I Games: Johnson (FL) 102 40 Trinity Baptist 103 54

Florida A&M

■ Loss,
 ■ Non-Conf, S Site,
 ■ Home
 ■ Away
 N Neutral

Average RPI Win:	124	WON-LOST	WINNING	LAST 10	STRENGTH OF	OPP. STRENGTH	TEAM	ADJ.	CONF.	ADJ CONF.
Average RPI Loss:	44	RECORD	PCT. RANK	GAMES	SCHEDULE	OF SCHEDULE	RPI	RPI	RPI	RPI
DIV. I ONLY	15- 3	25	7-3	37	35	19	19	3	3	
DIV. I NON-CONF.	11- 0	1	3-0	107	70	11	11	3	3	
TOTALS	RPI 1-25	RPI 26-50	W-L RECORDS	RPI 51-100	RPI 101-150	RPI 150+				
15- 3	1- 1	3- 1	OVERALL	5- 1	2- 0	4- 0				
8- 1	0- 0	1- 1	HOME	4- 0	1- 0	2- 0				
5- 2	0- 1	2- 0	AWAY	0- 1	1- 0	2- 0				
2- 0	1- 0	0- 0	NEUTRAL	1- 0	0- 0	0- 0				
11- 0	1- 0	1- 0	NON-CONFERENCE	4- 0	2- 0	3- 0				
6- 0	0- 0	0- 0	HOME	3- 0	1- 0	2- 0				
3- 0	0- 0	1- 0	AWAY	0- 0	1- 0	1- 0				
2- 0	1- 0	0- 0	NEUTRAL	1- 0	0- 0	0- 0				
4- 3	0- 1	2- 1	CONFERENCE	1- 1	0- 0	1- 0				
2- 1	0- 0	1- 1	HOME	1- 0	0- 0	0- 0				
2- 2	0- 1	1- 0	AWAY	0- 1	0- 0	1- 0				
0- 0	0- 0	0- 0	NEUTRAL	0- 0	0- 0	0- 0				

RPI 1-25				RPI 26-50				RPI 51-100				RPI 101+			
RPI	S	Opponent	Score	RPI	S	Opponent	Score	RPI	S	Opponent	Score	RPI	S	Opponent	Score
17	A	NC State	51 68	27	H	Georgia Tech	52 67	55	N	Michigan	79 69	142	A	Florida	66 55
20	N	Texas A&M	80 58	33	A	LSU	70 62	57	H	St. John's (NY)	74 70	150	H	Samford	88 59
				36	H	Virginia Tech	86 62	61	H	North Carolina	78 64	184	A	Clemson	81 64
				41	A	Miami (FL)	73 62	88	A	Syracuse	89 90	222	H	Jacksonville	75 41
								95	H	Michigan St.	78 68	334	A	UIC	86 42
								96	H	North Florida	70 41	339	H	Charleston So.	88 36
LAST 10 Division I															
17	A	NC State	51 68	36	H	Virginia Tech	86 62								
61	H	North Carolina	78 64	55	N	Michigan	79 69								
27	H	Georgia Tech	52 67	96	H	North Florida	70 41								
41	A	Miami (FL)	73 62	57	H	St. John's (NY)	74 70								
88	A	Syracuse	89 90	184	A	Clemson	81 64								

Non-Div I Games:

Florida St.

Fordham

Through Games Of Jan. 16, 2020

Average RPI Win:	173	WON-LOST	WINNING	LAST 10	STRENGTH OF	OPP. STRENGTH	TEAM	ADJ.	CONF.	ADJ CONF.
Average RPI Loss:	119	RECORD	PCT. RANK	GAMES	SCHEDULE	OF SCHEDULE	RPI	RPI	RPI	RPI
DIV. I ONLY	10- 6	101	8-2	173	93	128	128	12	12	
DIV. I NON-CONF.	8- 5	117	6-1	169	99	124	124	12	12	
TOTALS	RPI 1-25	RPI 26-50	W-L RECORDS	RPI 51-100	RPI 101-150	RPI 150+				
10- 6	0- 0	1- 1	OVERALL	1- 2	3- 1	5- 2				
7- 2	0- 0	0- 0	HOME	0- 1	3- 1	4- 0				
2- 3	0- 0	1- 0	AWAY	0- 1	0- 0	1- 2				
1- 1	0- 0	0- 1	NEUTRAL	1- 0	0- 0	0- 0				
8- 5	0- 0	1- 1	NON-CONFERENCE	1- 1	2- 1	4- 2				
5- 2	0- 0	0- 0	HOME	0- 1	2- 1	3- 0				
2- 2	0- 0	1- 0	AWAY	0- 0	0- 0	1- 2				
1- 1	0- 0	0- 1	NEUTRAL	1- 0	0- 0	0- 0				
2- 1	0- 0	0- 0	CONFERENCE	0- 1	1- 0	1- 0				
2- 0	0- 0	0- 0	HOME	0- 0	1- 0	1- 0				
0- 1	0- 0	0- 0	AWAY	0- 1	0- 0	0- 0				
0- 0	0- 0	0- 0	NEUTRAL	0- 0	0- 0	0- 0				

RPI S	Opponent	Score	RPI S	Opponent	Score	RPI S	Opponent	Score	RPI S	Opponent	Score	Team's RPI: 128
46 N	Arkansas	59 71	75 H	Villanova	66 73	124 H	Notre Dame	55 60				
48 A	Charlotte	76 51	86 N	Lehigh	59 57	137 H	Houston	63 54				
			93 A	Davidson	62 74	138 H	George Washington	53 47				
						150 H	Samford	68 37				
						171 A	Columbia	51 70				
						180 H	Northeastern	74 58				
						206 A	Penn St.	59 72				
						215 A	Manhattan	51 45				
						235 H	Georgetown	67 54				
						263 H	Southern U.	65 52				
						277 H	St. Bonaventure	79 53				
LAST 10 Division I												
138 H	George Washington	53 47	263 H	Southern U.	65 52							
93 A	Davidson	62 74	235 H	Georgetown	67 54							
277 H	St. Bonaventure	79 53	215 A	Manhattan	51 45							
137 H	Houston	63 54	86 N	Lehigh	59 57							
150 H	Samford	68 37	46 N	Arkansas	59 71							

Non-Div I Games:

Fordham

Loss, Non-Conf, S Site, H Home A Away N Neutral

Average RPI Win:	231	WON-LOST	WINNING	LAST 10	STRENGTH OF	OPP. STRENGTH	TEAM	ADJ.	CONF.	ADJ CONF.
Average RPI Loss:	99	RECORD	PCT. RANK	GAMES	SCHEDULE	OF SCHEDULE	RPI	RPI	RPI	RPI
DIV. I ONLY	11- 4	58	8-2	223	177	97	97	17	17	
DIV. I NON-CONF.	5- 4	140	2-2	252	125	163	163	24	24	
TOTALS	RPI 1-25	RPI 26-50	W-L RECORDS	RPI 51-100	RPI 101-150	RPI 150+				
11- 4	0- 0	0- 1	OVERALL	0- 1	0- 2	11- 0				
5- 1	0- 0	0- 0	HOME	0- 1	0- 0	5- 0				
5- 2	0- 0	0- 0	AWAY	0- 0	0- 2	5- 0				
1- 1	0- 0	0- 1	NEUTRAL	0- 0	0- 0	1- 0				
5- 4	0- 0	0- 1	NON-CONFERENCE	0- 1	0- 2	5- 0				
2- 1	0- 0	0- 0	HOME	0- 1	0- 0	2- 0				
2- 2	0- 0	0- 0	AWAY	0- 0	0- 2	2- 0				
1- 1	0- 0	0- 1	NEUTRAL	0- 0	0- 0	1- 0				
6- 0	0- 0	0- 0	CONFERENCE	0- 0	0- 0	6- 0				
3- 0	0- 0	0- 0	HOME	0- 0	0- 0	3- 0				
3- 0	0- 0	0- 0	AWAY	0- 0	0- 0	3- 0				
0- 0	0- 0	0- 0	NEUTRAL	0- 0	0- 0	0- 0				

RPI 1-25			RPI 26-50			RPI 51-100			Team's RPI: 97	RPI 101+		
RPI	S	Opponent	Score	RPI	S	Opponent	Score	RPI	S	Opponent	Score	RPI
				50	N	Yale	67 87	73	H	BYU	65 71	130
										A	Portland	64 75
										A	Santa Clara	66 90
										A	San Jose St.	85 76
										A	Montana	76 63
										H	New Mexico	84 81
										A	UNLV	72 66
										H	Northern Ariz.	83 66
										H	UC Davis	73 65
										N	Georgetown	82 69
										A	San Diego St.	65 60
										H	San Diego St.	79 54
										H	Utah St.	76 64
										A	Cal Poly	79 52
LAST 10 Division I												
273	A	San Diego St.	65 60	288	H	Utah St.	76 64					
170	H	New Mexico	84 81	202	A	UNLV	72 66					
155	A	San Jose St.	85 76	235	N	Georgetown	82 69					
273	H	San Diego St.	79 54	50	N	Yale	67 87					
141	A	Santa Clara	66 90	214	H	Northern Ariz.	83 66					

Non-Div I Games: La Verne 111 56 UC Merced 92 26

Fresno St.

■ Loss,
 ■ Non-Conf,
 ■ S Site,
 ■ H Home
 ■ A Away
 N Neutral

Furman

Through Games Of Jan. 16, 2020

Average RPI Win: 218	WON-LOST	WINNING	LAST 10	STRENGTH OF	OPP. STRENGTH	TEAM	ADJ.	CONF.	ADJ CONF.
Average RPI Loss: 90	RECORD	PCT. RANK	GAMES	SCHEDULE	OF SCHEDULE	RPI	RPI	RPI	RPI
DIV. I ONLY	10- 5	79	8-2	274	68	120	120	23	23
DIV. I NON-CONF.	7- 5	130	5-2	209	55	109	109	20	20
TOTALS	RPI 1-25	RPI 26-50	W-L RECORDS	RPI 51-100	RPI 101-150	RPI 150+			
10- 5	0- 0	0- 1	OVERALL	0- 3	2- 0	8- 1			
5- 1	0- 0	0- 0	HOME	0- 1	1- 0	4- 0			
4- 4	0- 0	0- 1	AWAY	0- 2	1- 0	3- 1			
1- 0	0- 0	0- 0	NEUTRAL	0- 0	0- 0	1- 0			
7- 5	0- 0	0- 1	NON-CONFERENCE	0- 3	1- 0	6- 1			
3- 1	0- 0	0- 0	HOME	0- 1	0- 0	3- 0			
3- 4	0- 0	0- 1	AWAY	0- 2	1- 0	2- 1			
1- 0	0- 0	0- 0	NEUTRAL	0- 0	0- 0	1- 0			
3- 0	0- 0	0- 0	CONFERENCE	0- 0	1- 0	2- 0			
2- 0	0- 0	0- 0	HOME	0- 0	1- 0	1- 0			
1- 0	0- 0	0- 0	AWAY	0- 0	0- 0	1- 0			
0- 0	0- 0	0- 0	NEUTRAL	0- 0	0- 0	0- 0			

RPI 1-25			RPI 26-50			RPI 51-100			RPI 101+			Team's RPI: 120			
RPI	S	Opponent	Score	RPI	S	Opponent	Score	RPI	S	Opponent	Score	RPI	S	Opponent	Score
				47	A	Middle Tenn.	62 78	56	A	Vanderbilt	46 74	122	A	Richmond	70 69
								71	A	Georgia	48 77	150	H	Samford	77 69
								90	H	Elon	76 87	167	N	Saint Joseph's	63 48
												173	H	Hampton	70 65
												184	A	Clemson	71 77
												189	A	Fla. Atlantic	69 63
												210	A	ETSU	81 62
												236	A	Gardner-Webb	72 67
												287	H	Ga. Southern	78 63
												321	H	Mercer	62 49
												323	H	Georgia St.	62 55
LAST 10 Division I															
				210	A	ETSU	81 62	189	A	Fla. Atlantic	69 63				
				150	H	Samford	77 69	71	A	Georgia	48 77				
				321	H	Mercer	62 49	122	A	Richmond	70 69				
				90	H	Elon	76 87	323	H	Georgia St.	62 55				
				167	N	Saint Joseph's	63 48	236	A	Gardner-Webb	72 67				

Non-Div I Games: North Greenville 88 51 Newberry 62 43

Furman

■ Loss,
 ■ Non-Conf,
 ■ S Site,
 ■ H Home
 ■ A Away
 N Neutral

Ga. Southern

Through Games Of Jan. 16, 2020

Average RPI Win:	266	WON-LOST	WINNING	LAST 10	STRENGTH OF	OPP. STRENGTH	TEAM	ADJ.	CONF.	ADJ CONF.
Average RPI Loss:	183	RECORD	PCT. RANK	GAMES	SCHEDULE	OF SCHEDULE	RPI	RPI	RPI	RPI
DIV. I ONLY	5- 11	261	3-7	260	317	287	287	22	22	
DIV. I NON-CONF.	3- 8	268	1-4	264	326	289	289	22	22	
TOTALS	RPI 1-25	RPI 26-50	W-L RECORDS	RPI 51-100	RPI 101-150	RPI 150+				
5- 11	0- 0	0- 0	OVERALL	0- 1	1- 3	4- 7				
2- 3	0- 0	0- 0	HOME	0- 1	1- 0	1- 2				
2- 7	0- 0	0- 0	AWAY	0- 0	0- 2	2- 5				
1- 1	0- 0	0- 0	NEUTRAL	0- 0	0- 1	1- 0				
3- 8	0- 0	0- 0	NON-CONFERENCE	0- 0	0- 3	3- 5				
0- 2	0- 0	0- 0	HOME	0- 0	0- 0	0- 2				
2- 5	0- 0	0- 0	AWAY	0- 0	0- 2	2- 3				
1- 1	0- 0	0- 0	NEUTRAL	0- 0	0- 1	1- 0				
2- 3	0- 0	0- 0	CONFERENCE	0- 1	1- 0	1- 2				
2- 1	0- 0	0- 0	HOME	0- 1	1- 0	1- 0				
0- 2	0- 0	0- 0	AWAY	0- 0	0- 0	0- 2				
0- 0	0- 0	0- 0	NEUTRAL	0- 0	0- 0	0- 0				

RPI S	Opponent	Score	RPI S	Opponent	Score	RPI S	Opponent	Score	RPI S	Opponent	Score	Team's RPI: 287
						66 H	Troy	69 79	116 N	Kent St.	48 62	
									120 A	Furman	63 78	
									131 H	Louisiana	83 67	
									133 A	Tulane	40 56	
									157 H	North Dakota	56 69	
									183 A	Bethune-Cookman	57 75	
									207 A	Little Rock	46 58	
									212 A	Arkansas St.	62 69	
									243 H	Kennesaw St.	69 95	
									248 A	Winthrop	91 47	
									254 A	Ole Miss	66 69	
									295 N	St. Francis Brooklyn	78 47	
									308 A	Wofford	70 57	
									321 A	Mercer	52 62	
									348 H	La.-Monroe	64 47	
LAST 10 Division I												
66 H	Troy	69 79	133 A	Tulane	40 56							
212 A	Arkansas St.	62 69	295 N	St. Francis Brooklyn	78 47							
207 A	Little Rock	46 58	116 N	Kent St.	48 62							
131 H	Louisiana	83 67	254 A	Ole Miss	66 69							
348 H	La.-Monroe	64 47	321 A	Mercer	52 62							

Non-Div I Games:

Ga. Southern

■ Loss,
 ■ Non-Conf,
 ■ S Site,
 ■ H Home
 ■ A Away
 N Neutral

Average RPI Win:	297	WON-LOST	WINNING	LAST 10	STRENGTH OF	OPP. STRENGTH	TEAM	ADJ.	CONF.	ADJ CONF.
Average RPI Loss:	142	RECORD	PCT. RANK	GAMES	SCHEDULE	OF SCHEDULE	RPI	RPI	RPI	RPI
DIV. I ONLY	7- 8	194	4-6	299	248	236	236	27	27	
DIV. I NON-CONF.	5- 4	140	2-2	288	189	189	189	27	27	
TOTALS	RPI 1-25	RPI 26-50	W-L RECORDS	RPI 51-100	RPI 101-150	RPI 150+				
7- 8	0- 0	0- 2	OVERALL	0- 1	0- 2	7- 3				
4- 2	0- 0	0- 0	HOME	0- 0	0- 1	4- 1				
3- 6	0- 0	0- 2	AWAY	0- 1	0- 1	3- 2				
0- 0	0- 0	0- 0	NEUTRAL	0- 0	0- 0	0- 0				
5- 4	0- 0	0- 2	NON-CONFERENCE	0- 1	0- 1	5- 0				
3- 1	0- 0	0- 0	HOME	0- 0	0- 1	3- 0				
2- 3	0- 0	0- 2	AWAY	0- 1	0- 0	2- 0				
0- 0	0- 0	0- 0	NEUTRAL	0- 0	0- 0	0- 0				
2- 4	0- 0	0- 0	CONFERENCE	0- 0	0- 1	2- 3				
1- 1	0- 0	0- 0	HOME	0- 0	0- 0	1- 1				
1- 3	0- 0	0- 0	AWAY	0- 0	0- 1	1- 2				
0- 0	0- 0	0- 0	NEUTRAL	0- 0	0- 0	0- 0				

RPI 1-25				RPI 26-50				RPI 51-100				RPI 101+				Team's RPI: 236	
RPI	S	Opponent	Score	RPI	S	Opponent	Score	RPI	S	Opponent	Score	RPI	S	Opponent	Score		
				36	A	Virginia Tech	65 87	71	A	Georgia	56 84	120	H	Furman	67 72		
				48	A	Charlotte	49 74					127	A	Campbell	44 48		
												173	A	Hampton	58 63		
												246	H	Delaware	67 65		
												248	H	Winthrop	71 59		
												269	A	Longwood	70 80		
												282	A	Appalachian St.	67 56		
												290	H	Presbyterian	53 56		
												308	H	Wofford	67 53		
												321	A	Mercer	65 62		
												333	H	Western Caro.	88 62		
												339	A	Charleston So.	79 52		
LAST 10 Division I																	
				290	H	Presbyterian	53 56	269	A	Longwood	70 80						
				127	A	Campbell	44 48	71	A	Georgia	56 84						
				248	H	Winthrop	71 59	321	A	Mercer	65 62						
				173	A	Hampton	58 63	246	H	Delaware	67 65						
				339	A	Charleston So.	79 52	36	A	Virginia Tech	65 87						

Non-Div I Games:

Gardner-Webb

■ Loss,
 ■ Non-Conf,
 ■ S Site,
 ■ H Home
 ■ A Away
 N Neutral

George Mason

Through Games Of Jan. 16, 2020

Average RPI Win:	220	WON-LOST	WINNING	LAST 10	STRENGTH OF	OPP. STRENGTH	TEAM	ADJ.	CONF.	ADJ CONF.
Average RPI Loss:	149	RECORD	PCT. RANK	GAMES	SCHEDULE	OF SCHEDULE	RPI	RPI	RPI	RPI
DIV. I ONLY	7- 10	218	3-7	151	218	201	201	12	12	
DIV. I NON-CONF.	6- 7	182	2-4	140	268	172	172	12	12	
TOTALS	RPI 1-25	RPI 26-50	W-L RECORDS	RPI 51-100	RPI 101-150	RPI 150+				
7- 10	0- 0	0- 1	OVERALL	0- 3	1- 2	6- 4				
3- 5	0- 0	0- 1	HOME	0- 2	1- 0	2- 2				
4- 4	0- 0	0- 0	AWAY	0- 1	0- 1	4- 2				
0- 1	0- 0	0- 0	NEUTRAL	0- 0	0- 1	0- 0				
6- 7	0- 0	0- 1	NON-CONFERENCE	0- 1	0- 2	6- 3				
2- 4	0- 0	0- 1	HOME	0- 1	0- 0	2- 2				
4- 2	0- 0	0- 0	AWAY	0- 0	0- 1	4- 1				
0- 1	0- 0	0- 0	NEUTRAL	0- 0	0- 1	0- 0				
1- 3	0- 0	0- 0	CONFERENCE	0- 2	1- 0	0- 1				
1- 1	0- 0	0- 0	HOME	0- 1	1- 0	0- 0				
0- 2	0- 0	0- 0	AWAY	0- 1	0- 0	0- 1				
0- 0	0- 0	0- 0	NEUTRAL	0- 0	0- 0	0- 0				

RPI S	Opponent	Score	RPI S	Opponent	Score	RPI S	Opponent	Score	RPI S	Opponent	Score	Team's RPI: 201
			36 H	Virginia Tech	58 77	64 H	Bucknell	51 64	104 A	Coastal Caro.	59 74	
						93 H	Davidson	69 76	115 N	Bradley	59 61	
						98 A	Dayton	55 59	138 H	George Washington	70 60	
									195 H	American	73 55	
									203 A	SMU	59 58	
									206 A	Penn St.	78 68	
									219 H	Howard	75 86	
									225 A	Col. of Charleston	72 61	
									238 H	UMKC	58 64	
									246 A	Delaware	44 63	
									265 A	Navy	67 58	
									277 A	St. Bonaventure	47 62	
									307 H	Detroit Mercy	75 62	
LAST 10 Division I												
			93 H	Davidson	69 76	246 A	Delaware	44 63				
			277 A	St. Bonaventure	47 62	219 H	Howard	75 86				
			98 A	Dayton	55 59	265 A	Navy	67 58				
			138 H	George Washington	70 60	64 H	Bucknell	51 64				
			203 A	SMU	59 58	104 A	Coastal Caro.	59 74				

Non-Div I Games:

George Mason

■ Loss,
 ■ Non-Conf,
 S Site,
 ■ Home
 ■ Away
 N Neutral

Average RPI Win: 199	WON-LOST	WINNING	LAST 10	STRENGTH OF	OPP. STRENGTH	TEAM	ADJ.	CONF.	ADJ CONF.
Average RPI Loss: 100	RECORD	PCT. RANK	GAMES	SCHEDULE	OF SCHEDULE	RPI	RPI	RPI	RPI
DIV. I ONLY	7- 9	205	4-6	84	138	138	138	12	12
DIV. I NON-CONF.	6- 7	182	3-4	90	134	128	128	12	12
TOTALS	RPI 1-25	RPI 26-50	W-L RECORDS	RPI 51-100	RPI 101-150	RPI 150+			
7- 9	0- 2	0- 1	OVERALL	1- 2	1- 2	5- 2			
3- 4	0- 1	0- 1	HOME	0- 1	1- 1	2- 0			
4- 5	0- 1	0- 0	AWAY	1- 1	0- 1	3- 2			
0- 0	0- 0	0- 0	NEUTRAL	0- 0	0- 0	0- 0			
6- 7	0- 2	0- 1	NON-CONFERENCE	1- 2	0- 1	5- 1			
2- 4	0- 1	0- 1	HOME	0- 1	0- 1	2- 0			
4- 3	0- 1	0- 0	AWAY	1- 1	0- 0	3- 1			
0- 0	0- 0	0- 0	NEUTRAL	0- 0	0- 0	0- 0			
1- 2	0- 0	0- 0	CONFERENCE	0- 0	1- 1	0- 1			
1- 0	0- 0	0- 0	HOME	0- 0	1- 0	0- 0			
0- 2	0- 0	0- 0	AWAY	0- 0	0- 1	0- 1			
0- 0	0- 0	0- 0	NEUTRAL	0- 0	0- 0	0- 0			

RPI 1-25				RPI 26-50				RPI 51-100				RPI 101+ Team's RPI: 138			
RPI	S	Opponent	Score	RPI	S	Opponent	Score	RPI	S	Opponent	Score	RPI	S	Opponent	Score
21	H	Princeton	50 75	43	H	James Madison	50 69	62	H	Minnesota	50 83	114	H	Duquesne	65 60
22	A	Maryland	54 88					75	A	Villanova	68 56	128	A	Fordham	47 53
								86	A	Lehigh	53 59	144	H	William & Mary	51 63
												181	A	Memphis	64 63
												195	A	American	53 66
												200	A	Quinnipiac	78 67
												201	A	George Mason	60 70
												235	H	Georgetown	52 49
												246	A	Delaware	63 49
												343	H	Coppin St.	54 35
LAST 10 Division I															
128	A	Fordham	47 53	43	H	James Madison	50 69	62	H	Minnesota	50 83				
114	H	Duquesne	65 60					200	A	Quinnipiac	78 67				
201	A	George Mason	60 70					246	A	Delaware	63 49				
144	H	William & Mary	51 63					343	H	Coppin St.	54 35				
195	A	American	53 66												

Non-Div I Games:

George Washington

Average RPI Win: 244	WON-LOST	WINNING	LAST 10	STRENGTH OF	OPP. STRENGTH	TEAM	ADJ.	CONF.	ADJ CONF.
Average RPI Loss: 107	RECORD	PCT. RANK	GAMES	SCHEDULE	OF SCHEDULE	RPI	RPI	RPI	RPI
DIV. I ONLY	4- 13	297	2-8	145	100	235	235	6	6
DIV. I NON-CONF.	3- 8	268	1-3	161	215	222	222	6	6

TOTALS	RPI 1-25	RPI 26-50	W-L RECORDS	RPI 51-100	RPI 101-150	RPI 150+			
4- 13	0- 1	0- 1	OVERALL	0- 5	1- 4	3- 2			
1- 6	0- 1	0- 1	HOME	0- 1	1- 2	0- 1			
3- 6	0- 0	0- 0	AWAY	0- 3	0- 2	3- 1			
0- 1	0- 0	0- 0	NEUTRAL	0- 1	0- 0	0- 0			
3- 8	0- 0	0- 1	NON-CONFERENCE	0- 3	0- 3	3- 1			
0- 3	0- 0	0- 1	HOME	0- 1	0- 1	0- 0			
3- 4	0- 0	0- 0	AWAY	0- 1	0- 2	3- 1			
0- 1	0- 0	0- 0	NEUTRAL	0- 1	0- 0	0- 0			
1- 5	0- 1	0- 0	CONFERENCE	0- 2	1- 1	0- 1			
1- 3	0- 1	0- 0	HOME	0- 0	1- 1	0- 1			
0- 2	0- 0	0- 0	AWAY	0- 2	0- 0	0- 0			
0- 0	0- 0	0- 0	NEUTRAL	0- 0	0- 0	0- 0			

RPI 1-25				RPI 26-50				RPI 51-100				RPI 101+ Team's RPI: 235			
RPI	S	Opponent	Score	RPI	S	Opponent	Score	RPI	S	Opponent	Score	RPI	S	Opponent	Score
18	H	Creighton	56 65	43	H	James Madison	59 66	57	A	St. John's (NY)	54 71	102	H	Providence	62 53
								60	A	Seton Hall	60 79	122	H	Richmond	49 51
								85	H	Rider	64 65	128	A	Fordham	54 67
								93	A	Davidson	52 66	138	A	George Washington	49 52
								97	N	Fresno St.	69 82	143	H	Butler	46 47
												171	A	Columbia	49 54
												232	H	Xavier	64 85
												271	A	LMU (CA)	64 53
												301	A	UMES	57 39
												302	A	Pittsburgh	66 56

LAST 10 Division I															
143	H	Butler	46 47	18	H	Creighton	56 65	57	A	UMES	57 39	85	H	Rider	64 65
232	H	Xavier	64 85	301	A	UMES	57 39	128	A	Fordham	54 67	171	A	Columbia	49 54
60	A	Seton Hall	60 79												
57	A	St. John's (NY)	54 71												
102	H	Providence	62 53												

Non-Div I Games:

Georgetown

■ Loss,
 ■ Non-Conf,
 ■ S Site,
 ■ H Home
 ■ A Away
 N Neutral

Average RPI Win:	202	WON-LOST	WINNING	LAST 10	STRENGTH OF	OPP. STRENGTH	TEAM	ADJ.	CONF.	ADJ CONF.
Average RPI Loss:	37	RECORD	PCT. RANK	GAMES	SCHEDULE	OF SCHEDULE	RPI	RPI	RPI	RPI
DIV. I ONLY	10- 7	122	5-5	12	157	71	71	5	5	
DIV. I NON-CONF.	9- 4	84	4-2	27	217	71	71	5	5	
TOTALS	RPI 1-25	RPI 26-50	W-L RECORDS	RPI 51-100	RPI 101-150	RPI 150+				
10- 7	0- 3	1- 1	OVERALL	1- 3	2- 0	6- 0				
7- 5	0- 2	0- 1	HOME	1- 2	1- 0	5- 0				
1- 2	0- 1	0- 0	AWAY	0- 1	0- 0	1- 0				
2- 0	0- 0	1- 0	NEUTRAL	0- 0	1- 0	0- 0				
9- 4	0- 2	1- 1	NON-CONFERENCE	1- 1	2- 0	5- 0				
7- 3	0- 1	0- 1	HOME	1- 1	1- 0	5- 0				
0- 1	0- 1	0- 0	AWAY	0- 0	0- 0	0- 0				
2- 0	0- 0	1- 0	NEUTRAL	0- 0	1- 0	0- 0				
1- 3	0- 1	0- 0	CONFERENCE	0- 2	0- 0	1- 0				
0- 2	0- 1	0- 0	HOME	0- 1	0- 0	0- 0				
1- 1	0- 0	0- 0	AWAY	0- 1	0- 0	1- 0				
0- 0	0- 0	0- 0	NEUTRAL	0- 0	0- 0	0- 0				

RPI 1-25				RPI 26-50				RPI 51-100				Team's RPI: 71	RPI 101+			
RPI	S	Opponent	Score	RPI	S	Opponent	Score	RPI	S	Opponent	Score		RPI	S	Opponent	Score
6	H	UCLA	50 59	27	H	Georgia Tech	40 73	56	H	Vanderbilt	55 63		120	H	Furman	77 48
14	A	Baylor	38 72	36	N	Virginia Tech	77 72	68	A	Tennessee	56 73		143	N	Butler	69 36
15	H	Mississippi St.	66 73					75	H	Villanova	58 63		236	H	Gardner-Webb	84 56
								84	H	N.C. A&T	72 54		243	H	Kennesaw St.	80 65
													250	H	East Carolina	67 50
													254	A	Ole Miss	58 51
													321	H	Mercer	76 60
													335	H	USC Upstate	67 53
LAST 10 Division I																
68	A	Tennessee	56 73	236	H	Gardner-Webb	84 56	56	H	Vanderbilt	55 63	6	H	UCLA	50 59	
15	H	Mississippi St.	66 73	120	H	Furman	77 48	75	H	Villanova	58 63	143	N	Butler	69 36	
254	A	Ole Miss	58 51	36	N	Virginia Tech	77 72	68	A	Tennessee	56 73	236	H	Gardner-Webb	84 56	
250	H	East Carolina	67 50					75	H	Villanova	58 63	243	H	Kennesaw St.	80 65	

Non-Div I Games:

Georgia

Average RPI Win:	330	WON-LOST	WINNING	LAST 10	STRENGTH OF	OPP. STRENGTH	TEAM	ADJ.	CONF.	ADJ CONF.
Average RPI Loss:	170	RECORD	PCT. RANK	GAMES	SCHEDULE	OF SCHEDULE	RPI	RPI	RPI	RPI
DIV. I ONLY	4- 12	290	3-7	280	301	323	323	22	22	
DIV. I NON-CONF.	3- 8	268	2-3	221	310	309	309	22	22	
TOTALS	RPI 1-25	RPI 26-50	W-L RECORDS	RPI 51-100	RPI 101-150	RPI 150+				
4- 12	0- 1	0- 1	OVERALL	0- 0	0- 3	4- 7				
3- 6	0- 1	0- 0	HOME	0- 0	0- 1	3- 4				
0- 6	0- 0	0- 1	AWAY	0- 0	0- 2	0- 3				
1- 0	0- 0	0- 0	NEUTRAL	0- 0	0- 0	1- 0				
3- 8	0- 1	0- 1	NON-CONFERENCE	0- 0	0- 2	3- 4				
2- 4	0- 1	0- 0	HOME	0- 0	0- 0	2- 3				
0- 4	0- 0	0- 1	AWAY	0- 0	0- 2	0- 1				
1- 0	0- 0	0- 0	NEUTRAL	0- 0	0- 0	1- 0				
1- 4	0- 0	0- 0	CONFERENCE	0- 0	0- 1	1- 3				
1- 2	0- 0	0- 0	HOME	0- 0	0- 1	1- 1				
0- 2	0- 0	0- 0	AWAY	0- 0	0- 0	0- 2				
0- 0	0- 0	0- 0	NEUTRAL	0- 0	0- 0	0- 0				

RPI 1-25				RPI 26-50				RPI 51-100				RPI 101+ Team's RPI: 323			
RPI	S	Opponent	Score	RPI	S	Opponent	Score	RPI	S	Opponent	Score	RPI	S	Opponent	Score
22	H	Maryland	41 114	27	A	Georgia Tech	28 69					101	A	UNC Greensboro	49 64
												120	A	Furman	55 62
												131	H	Louisiana	65 75
												163	H	Toledo	48 74
												205	A	UTEP	68 71
												207	A	Little Rock	46 66
												212	A	Arkansas St.	68 70
												255	H	South Alabama	64 81
												283	H	Alabama A&M	52 67
												311	N	New Mexico St.	59 51
												312	H	FIU	63 70
												313	H	SIUE	74 73
												346	H	South Carolina St.	77 52
												348	H	La.-Monroe	68 52
LAST 10 Division I															
255	H	South Alabama	64 81	313	H	SIUE	74 73								
207	A	Little Rock	46 66	346	H	South Carolina St.	77 52								
212	A	Arkansas St.	68 70	22	H	Maryland	41 114								
348	H	La.-Monroe	68 52	101	A	UNC Greensboro	49 64								
131	H	Louisiana	65 75	120	A	Furman	55 62								

Non-Div I Games:

Georgia St.

■ Loss,
■ Non-Conf,
■ S Site,
■ H Home
■ A Away
N Neutral

Average RPI Win:	143	WON-LOST	WINNING	LAST 10	STRENGTH OF	OPP. STRENGTH	TEAM	ADJ.	CONF.	ADJ CONF.
Average RPI Loss:	33	RECORD	PCT. RANK	GAMES	SCHEDULE	OF SCHEDULE	RPI	RPI	RPI	RPI
DIV. I ONLY	14- 3	26	8-2	91	8	27	27	3	3	
DIV. I NON-CONF.	9- 2	39	3-1	121	67	44	44	3	3	
TOTALS	RPI 1-25	RPI 26-50	W-L RECORDS	RPI 51-100	RPI 101-150	RPI 150+				
14- 3	1- 1	2- 1	OVERALL	3- 1	3- 0	5- 0				
8- 0	0- 0	2- 0	HOME	0- 0	2- 0	4- 0				
4- 1	1- 0	0- 0	AWAY	2- 1	0- 0	1- 0				
2- 2	0- 1	0- 1	NEUTRAL	1- 0	1- 0	0- 0				
9- 2	0- 1	0- 1	NON-CONFERENCE	2- 0	3- 0	4- 0				
5- 0	0- 0	0- 0	HOME	0- 0	2- 0	3- 0				
2- 0	0- 0	0- 0	AWAY	1- 0	0- 0	1- 0				
2- 2	0- 1	0- 1	NEUTRAL	1- 0	1- 0	0- 0				
5- 1	1- 0	2- 0	CONFERENCE	1- 1	0- 0	1- 0				
3- 0	0- 0	2- 0	HOME	0- 0	0- 0	1- 0				
2- 1	1- 0	0- 0	AWAY	1- 1	0- 0	0- 0				
0- 0	0- 0	0- 0	NEUTRAL	0- 0	0- 0	0- 0				

RPI 1-25				RPI 26-50				Team's RPI: 27				RPI 51-100				RPI 101+			
RPI	S	Opponent	Score	RPI	S	Opponent	Score	RPI	S	Opponent	Score	RPI	S	Opponent	Score	RPI	S	Opponent	Score
19	A	Florida St.	67 52	26	N	Rutgers	43 46	53	A	Wake Forest	60 65	129	H	Wisconsin	60 41				
20	N	Texas A&M	48 60	29	H	Virginia	61 51	60	N	Seton Hall	79 54	136	N	Rice	54 52				
				41	H	Miami (FL)	61 54	71	A	Georgia	73 40	137	H	Houston	69 38				
								88	A	Syracuse	82 64	184	H	Clemson	49 47				
												210	H	ETSU	87 48				
												243	A	Kennesaw St.	63 47				
												323	H	Georgia St.	69 28				
												327	H	Grambling	89 42				
LAST 10 Division I																			
				88	A	Syracuse	82 64	29	H	Virginia	61 51								
				184	H	Clemson	49 47	136	N	Rice	54 52								
				19	A	Florida St.	67 52	20	N	Texas A&M	48 60								
				53	A	Wake Forest	60 65	210	H	ETSU	87 48								
				41	H	Miami (FL)	61 54	243	A	Kennesaw St.	63 47								

Non-Div I Games:

Georgia Tech

■ Loss,
 ■ Non-Conf, S Site,
 ■ Home
 ■ Away
 N Neutral

Gonzaga

Through Games Of Jan. 16, 2020

Average RPI Win:	108	WON-LOST	WINNING	LAST 10	STRENGTH OF	OPP. STRENGTH	TEAM	ADJ.	CONF.	ADJ CONF.
Average RPI Loss:	9	RECORD	PCT. RANK	GAMES	SCHEDULE	OF SCHEDULE	RPI	RPI	RPI	RPI
DIV. I ONLY	17- 1	2	10-0	32	12	7	7	11	11	
DIV. I NON-CONF.	11- 1	13	4-0	16	4	3	3	11	11	
TOTALS	RPI 1-25	RPI 26-50	W-L RECORDS	RPI 51-100	RPI 101-150	RPI 150+				
17- 1	2- 1	1- 0	OVERALL	7- 0	3- 0	4- 0				
8- 0	1- 0	0- 0	HOME	4- 0	1- 0	2- 0				
6- 1	0- 1	0- 0	AWAY	2- 0	2- 0	2- 0				
3- 0	1- 0	1- 0	NEUTRAL	1- 0	0- 0	0- 0				
11- 1	2- 1	1- 0	NON-CONFERENCE	5- 0	1- 0	2- 0				
5- 0	1- 0	0- 0	HOME	3- 0	0- 0	1- 0				
3- 1	0- 1	0- 0	AWAY	1- 0	1- 0	1- 0				
3- 0	1- 0	1- 0	NEUTRAL	1- 0	0- 0	0- 0				
6- 0	0- 0	0- 0	CONFERENCE	2- 0	2- 0	2- 0				
3- 0	0- 0	0- 0	HOME	1- 0	1- 0	1- 0				
3- 0	0- 0	0- 0	AWAY	1- 0	1- 0	1- 0				
0- 0	0- 0	0- 0	NEUTRAL	0- 0	0- 0	0- 0				

RPI	S	Opponent	Score	RPI	S	Opponent	Score	RPI	S	Opponent	Score	RPI	S	Opponent	Score
1	H	Missouri St.	64 52	47	N	Middle Tenn.	62 50	54	A	Washington St.	76 53	112	A	Montana St.	70 55
9	A	Stanford	70 76					72	H	CSU Bakersfield	92 48	130	H	Portland	62 57
25	N	Purdue	63 50					73	A	BYU	55 43	141	A	Santa Clara	67 52
								74	H	UT Martin	78 55	152	H	Saint Mary's (CA)	74 49
								82	H	Pacific	68 67	168	A	San Diego	57 42
								92	H	Texas Southern	80 45	223	A	Wyoming	65 54
								98	N	Dayton	76 65	289	H	Eastern Wash.	84 44
LAST 10 Division I															
141	A	Santa Clara	67 52	130	H	Portland	62 57								
82	H	Pacific	68 67	1	H	Missouri St.	64 52								
152	H	Saint Mary's (CA)	74 49	223	A	Wyoming	65 54								
168	A	San Diego	57 42	92	H	Texas Southern	80 45								
73	A	BYU	55 43	54	A	Washington St.	76 53								

Non-Div I Games:

Gonzaga

■ Loss,
 ■ Non-Conf, S Site,
 ■ Home
 ■ Away
 N Neutral

Average RPI Win:	283	WON-LOST	WINNING	LAST 10	STRENGTH OF	OPP. STRENGTH	TEAM	ADJ.	CONF.	ADJ CONF.
Average RPI Loss:	187	RECORD	PCT. RANK	GAMES	SCHEDULE	OF SCHEDULE	RPI	RPI	RPI	RPI
DIV. I ONLY	1- 13	342	1-9	192	283	327	327	31	31	
DIV. I NON-CONF.	0- 10	338	0-6	48	246	303	303	29	29	
TOTALS	RPI 1-25	RPI 26-50	W-L RECORDS	RPI 51-100	RPI 101-150	RPI 150+				
1- 13	0- 2	0- 1	OVERALL	0- 0	0- 3	1- 7				
1- 3	0- 0	0- 0	HOME	0- 0	0- 2	1- 1				
0- 9	0- 2	0- 1	AWAY	0- 0	0- 1	0- 5				
0- 1	0- 0	0- 0	NEUTRAL	0- 0	0- 0	0- 1				
0- 10	0- 2	0- 1	NON-CONFERENCE	0- 0	0- 3	0- 4				
0- 2	0- 0	0- 0	HOME	0- 0	0- 2	0- 0				
0- 7	0- 2	0- 1	AWAY	0- 0	0- 1	0- 3				
0- 1	0- 0	0- 0	NEUTRAL	0- 0	0- 0	0- 1				
1- 3	0- 0	0- 0	CONFERENCE	0- 0	0- 0	1- 3				
1- 1	0- 0	0- 0	HOME	0- 0	0- 0	1- 1				
0- 2	0- 0	0- 0	AWAY	0- 0	0- 0	0- 2				
0- 0	0- 0	0- 0	NEUTRAL	0- 0	0- 0	0- 0				

RPI 1-25				RPI 26-50				RPI 51-100				RPI 101+ Team's RPI: 327			
RPI	S	Opponent	Score	RPI	S	Opponent	Score	RPI	S	Opponent	Score	RPI	S	Opponent	Score
14	A	Baylor	46 120	27	A	Georgia Tech	42 89					109	H	UT Arlington	54 88
16	A	Kentucky	35 81									140	A	Wichita St.	65 77
												142	H	Florida	65 72
												196	N	Binghamton	67 88
												239	A	Louisiana Tech	66 70
												263	A	Southern U.	57 81
												283	H	Alabama A&M	69 59
												305	H	Alabama St.	59 73
												312	A	FIU	55 56
												328	A	Alcorn	54 80
												344	A	Northwestern St.	61 65
LAST 10 Division I															
328	A	Alcorn	54 80	196	N	Binghamton	67 88								
263	A	Southern U.	57 81	312	A	FIU	55 56								
305	H	Alabama St.	59 73	239	A	Louisiana Tech	66 70								
283	H	Alabama A&M	69 59	344	A	Northwestern St.	61 65								
140	A	Wichita St.	65 77	16	A	Kentucky	35 81								

Non-Div I Games: Centenary (LA) 106 42

Grambling

■ Loss,
 ■ Non-Conf,
 ■ S Site,
 ■ Home
 ■ A Away
 N Neutral

Grand Canyon

Through Games Of Jan. 16, 2020

Average RPI Win:	256	WON-LOST	WINNING	LAST 10	STRENGTH OF	OPP. STRENGTH	TEAM	ADJ.	CONF.	ADJ CONF.
Average RPI Loss:	148	RECORD	PCT. RANK	GAMES	SCHEDULE	OF SCHEDULE	RPI	RPI	RPI	RPI
DIV. I ONLY	5- 7	217	4-6	205	262	244	244	32	32	
DIV. I NON-CONF.	3- 6	235	2-5	124	260	254	254	32	32	
TOTALS	RPI 1-25	RPI 26-50	W-L RECORDS	RPI 51-100	RPI 101-150	RPI 150+				
5- 7	0- 0	0- 0	OVERALL	0- 1	0- 2	5- 4				
4- 3	0- 0	0- 0	HOME	0- 1	0- 0	4- 2				
1- 4	0- 0	0- 0	AWAY	0- 0	0- 2	1- 2				
0- 0	0- 0	0- 0	NEUTRAL	0- 0	0- 0	0- 0				
3- 6	0- 0	0- 0	NON-CONFERENCE	0- 0	0- 2	3- 4				
3- 2	0- 0	0- 0	HOME	0- 0	0- 0	3- 2				
0- 4	0- 0	0- 0	AWAY	0- 0	0- 2	0- 2				
0- 0	0- 0	0- 0	NEUTRAL	0- 0	0- 0	0- 0				
2- 1	0- 0	0- 0	CONFERENCE	0- 1	0- 0	2- 0				
1- 1	0- 0	0- 0	HOME	0- 1	0- 0	1- 0				
1- 0	0- 0	0- 0	AWAY	0- 0	0- 0	1- 0				
0- 0	0- 0	0- 0	NEUTRAL	0- 0	0- 0	0- 0				

RPI 1-25				RPI 26-50				RPI 51-100				RPI 101+ Team's RPI: 244					
RPI	S	Opponent	Score	RPI	S	Opponent	Score	RPI	S	Opponent	Score	RPI	S	Opponent	Score		
								72	H	CSU Bakersfield	54	59	111	A	California	53	72
													130	A	Portland	41	73
													157	H	North Dakota	76	78
													161	H	Southern Utah	69	65
													169	A	Montana	67	72
													188	A	Portland St.	46	69
													202	H	UNLV	53	51
													209	H	Cal St. Fullerton	70	80
													270	H	UC Santa Barbara	58	57
													297	A	California Baptist	62	58
													349	H	Chicago St.	69	49
LAST 10 Division I																	
				349	H	Chicago St.	69	49					202	H	UNLV	53	51
				297	A	California Baptist	62	58					130	A	Portland	41	73
				72	H	CSU Bakersfield	54	59					188	A	Portland St.	46	69
				111	A	California	53	72					209	H	Cal St. Fullerton	70	80
				270	H	UC Santa Barbara	58	57					169	A	Montana	67	72

Non-Div I Games: Benedictine Mesa 72 53 Whittier 77 41

Grand Canyon

Loss, Non-Conf, S Site, H Home A Away N Neutral

Average RPI Win:	202	WON-LOST	WINNING	LAST 10	STRENGTH OF	OPP. STRENGTH	TEAM	ADJ.	CONF.	ADJ CONF.
Average RPI Loss:	105	RECORD	PCT. RANK	GAMES	SCHEDULE	OF SCHEDULE	RPI	RPI	RPI	RPI
DIV. I ONLY	8- 9	190	4-6	137	85	164	164	19	19	
DIV. I NON-CONF.	5- 7	205	1-4	49	20	114	114	18	18	
TOTALS	RPI 1-25	RPI 26-50	W-L RECORDS	RPI 51-100	RPI 101-150	RPI 150+				
8- 9	0- 2	1- 2	OVERALL	1- 2	0- 0	6- 3				
3- 5	0- 1	0- 2	HOME	0- 1	0- 0	3- 1				
3- 3	0- 0	1- 0	AWAY	0- 1	0- 0	2- 2				
2- 1	0- 1	0- 0	NEUTRAL	1- 0	0- 0	1- 0				
5- 7	0- 2	1- 2	NON-CONFERENCE	1- 2	0- 0	3- 1				
1- 4	0- 1	0- 2	HOME	0- 1	0- 0	1- 0				
2- 2	0- 0	1- 0	AWAY	0- 1	0- 0	1- 1				
2- 1	0- 1	0- 0	NEUTRAL	1- 0	0- 0	1- 0				
3- 2	0- 0	0- 0	CONFERENCE	0- 0	0- 0	3- 2				
2- 1	0- 0	0- 0	HOME	0- 0	0- 0	2- 1				
1- 1	0- 0	0- 0	AWAY	0- 0	0- 0	1- 1				
0- 0	0- 0	0- 0	NEUTRAL	0- 0	0- 0	0- 0				

RPI 1-25				RPI 26-50				RPI 51-100				RPI 101+ Team's RPI: 164			
RPI	S	Opponent	Score	RPI	S	Opponent	Score	RPI	S	Opponent	Score	RPI	S	Opponent	Score
10	H	DePaul	65 76	28	A	Central Mich.	111 105	76	H	South Dakota St.	55 60	153	H	Wright St.	58 70
15	N	Mississippi St.	58 83	31	H	Marquette	47 60	77	A	Marist	60 72	154	H	Missouri	72 64
				49	H	South Dakota	60 66	88	N	Syracuse	79 73	199	N	Bowling Green	73 54
												217	H	Northern Ky.	65 44
												253	A	Maine	60 61
												274	H	Milwaukee	61 48
												280	A	Oakland	88 93
												307	A	Detroit Mercy	65 48
												349	A	Chicago St.	102 46
LAST 10 Division I															
307	A	Detroit Mercy	65 48	76	H	South Dakota St.	55 60	77	A	Marist	60 72				
280	A	Oakland	88 93					253	A	Maine	60 61				
274	H	Milwaukee	61 48					10	H	DePaul	65 76				
153	H	Wright St.	58 70					88	N	Syracuse	79 73				
217	H	Northern Ky.	65 44												

Non-Div I Games:

Green Bay

Average RPI Win:	219	WON-LOST	WINNING	LAST 10	STRENGTH OF	OPP. STRENGTH	TEAM	ADJ.	CONF.	ADJ CONF.
Average RPI Loss:	141	RECORD	PCT. RANK	GAMES	SCHEDULE	OF SCHEDULE	RPI	RPI	RPI	RPI
DIV. I ONLY	9- 7	144	7-3	175	250	173	173	27	27	
DIV. I NON-CONF.	4- 5	195	2-1	132	88	147	147	27	27	
TOTALS	RPI 1-25	RPI 26-50	W-L RECORDS	RPI 51-100	RPI 101-150	RPI 150+				
9- 7	0- 0	0- 1	OVERALL	1- 0	1- 3	7- 3				
4- 4	0- 0	0- 0	HOME	0- 0	0- 2	4- 2				
3- 3	0- 0	0- 1	AWAY	1- 0	0- 1	2- 1				
2- 0	0- 0	0- 0	NEUTRAL	0- 0	1- 0	1- 0				
4- 5	0- 0	0- 1	NON-CONFERENCE	1- 0	1- 2	2- 2				
0- 3	0- 0	0- 0	HOME	0- 0	0- 1	0- 2				
2- 2	0- 0	0- 1	AWAY	1- 0	0- 1	1- 0				
2- 0	0- 0	0- 0	NEUTRAL	0- 0	1- 0	1- 0				
5- 2	0- 0	0- 0	CONFERENCE	0- 0	0- 1	5- 1				
4- 1	0- 0	0- 0	HOME	0- 0	0- 1	4- 0				
1- 1	0- 0	0- 0	AWAY	0- 0	0- 0	1- 1				
0- 0	0- 0	0- 0	NEUTRAL	0- 0	0- 0	0- 0				

RPI S	Opponent	Score	RPI S	Opponent	Score	RPI S	Opponent	Score	RPI S	Opponent	Score	Team's RPI: 173
			37 A	Old Dominion	38 75	70 A	Alabama	64 61	107 H	Liberty	59 83	
									120 A	Furman	65 70	
									122 N	Richmond	69 65	
									127 H	Campbell	31 68	
									160 H	Norfolk St.	56 77	
									189 H	Fla. Atlantic	63 64	
									208 N	Mt. St. Mary's	68 60	
									213 A	Chattanooga	84 55	
									236 H	Gardner-Webb	63 58	
									237 H	UNC Asheville	68 59	
									248 A	Winthrop	66 72	
									264 H	Radford	51 48	
									290 A	Presbyterian	71 42	
									335 H	USC Upstate	60 40	
LAST 10 Division I												
			335 H	USC Upstate	60 40	237 H	UNC Asheville	68 59				
			127 H	Campbell	31 68	248 A	Winthrop	66 72				
			264 H	Radford	51 48	122 N	Richmond	69 65				
			290 A	Presbyterian	71 42	37 A	Old Dominion	38 75				
			236 H	Gardner-Webb	63 58	208 N	Mt. St. Mary's	68 60				

Non-Div I Games:

Hampton

Hartford

Through Games Of Jan. 16, 2020

Average RPI Win:	0	WON-LOST	WINNING	LAST 10	STRENGTH OF	OPP. STRENGTH	TEAM	ADJ.	CONF.	ADJ CONF.
Average RPI Loss:	185	RECORD	PCT. RANK	GAMES	SCHEDULE	OF SCHEDULE	RPI	RPI	RPI	RPI
DIV. I ONLY	0- 17	347	0-10	180	300	337	337	28	28	
DIV. I NON-CONF.	0- 13	338	0-6	180	294	334	334	28	28	
TOTALS	RPI 1-25	RPI 26-50	W-L RECORDS	RPI 51-100	RPI 101-150	RPI 150+				
0- 17	0- 1	0- 0	OVERALL	0- 1	0- 6	0- 9				
0- 7	0- 0	0- 0	HOME	0- 0	0- 1	0- 6				
0- 10	0- 1	0- 0	AWAY	0- 1	0- 5	0- 3				
0- 0	0- 0	0- 0	NEUTRAL	0- 0	0- 0	0- 0				
0- 13	0- 1	0- 0	NON-CONFERENCE	0- 1	0- 5	0- 6				
0- 6	0- 0	0- 0	HOME	0- 0	0- 1	0- 5				
0- 7	0- 1	0- 0	AWAY	0- 1	0- 4	0- 1				
0- 0	0- 0	0- 0	NEUTRAL	0- 0	0- 0	0- 0				
0- 4	0- 0	0- 0	CONFERENCE	0- 0	0- 1	0- 3				
0- 1	0- 0	0- 0	HOME	0- 0	0- 0	0- 1				
0- 3	0- 0	0- 0	AWAY	0- 0	0- 1	0- 2				
0- 0	0- 0	0- 0	NEUTRAL	0- 0	0- 0	0- 0				
































RPI 1-25				RPI 26-50				RPI 51-100				RPI 101+ Team's RPI: 337			
RPI	S	Opponent	Score	RPI	S	Opponent	Score	RPI	S	Opponent	Score	RPI	S	Opponent	Score
21	A	Princeton	42 73					95	A	Michigan St.	34 79	102	H	Providence	57 75
												105	A	Stony Brook	55 66
												117	A	Massachusetts	48 74
												119	A	Penn	46 74
												144	A	William & Mary	44 61
												145	A	Harvard	44 53
												166	H	Rhode Island	56 68
												180	A	Northeastern	47 60
												200	H	Quinnipiac	50 87
												224	H	UMass Lowell	63 68
												253	A	Maine	73 87
												291	A	New Hampshire	71 72
												318	H	NJIT	52 61
												320	H	Hofstra	41 43
												342	H	Central Conn. St.	54 61
LAST 10 Division I															
105	A	Stony Brook	55 66	342	H	Central Conn. St.	54 61								
224	H	UMass Lowell	63 68	180	A	Northeastern	47 60								
291	A	New Hampshire	71 72	21	A	Princeton	42 73								
253	A	Maine	73 87	318	H	NJIT	52 61								
200	H	Quinnipiac	50 87	119	A	Penn	46 74								

Non-Div I Games:

Hartford

■ Loss,
 ■ Non-Conf,
 ■ S Site,
 ■ H Home
 ■ A Away
 N Neutral

Average RPI Win: 221	WON-LOST	WINNING	LAST 10	STRENGTH OF	OPP. STRENGTH	TEAM	ADJ.	CONF.	ADJ CONF.
Average RPI Loss: 144	RECORD	PCT. RANK	GAMES	SCHEDULE	OF SCHEDULE	RPI	RPI	RPI	RPI
DIV. I ONLY	9- 5	93	6-4	286	113	145	145	9	9
DIV. I NON-CONF.	9- 4	84	6-3	290	118	131	131	9	9
TOTALS	RPI 1-25	RPI 26-50	W-L RECORDS	RPI 51-100	RPI 101-150	RPI 150+			
9- 5	0- 0	0- 1	OVERALL	0- 0	1- 0	8- 4			
4- 1	0- 0	0- 0	HOME	0- 0	1- 0	3- 1			
5- 3	0- 0	0- 1	AWAY	0- 0	0- 0	5- 2			
0- 1	0- 0	0- 0	NEUTRAL	0- 0	0- 0	0- 1			
9- 4	0- 0	0- 1	NON-CONFERENCE	0- 0	1- 0	8- 3			
4- 1	0- 0	0- 0	HOME	0- 0	1- 0	3- 1			
5- 2	0- 0	0- 1	AWAY	0- 0	0- 0	5- 1			
0- 1	0- 0	0- 0	NEUTRAL	0- 0	0- 0	0- 1			
0- 1	0- 0	0- 0	CONFERENCE	0- 0	0- 0	0- 1			
0- 0	0- 0	0- 0	HOME	0- 0	0- 0	0- 0			
0- 1	0- 0	0- 0	AWAY	0- 0	0- 0	0- 1			
0- 0	0- 0	0- 0	NEUTRAL	0- 0	0- 0	0- 0			

RPI S	Opponent	Score	RPI S	Opponent	Score	RPI S	Opponent	Score	RPI S	Opponent	Score	Team's RPI: 145
			26  Rutgers		46  74				111  California		56 53	
									151  Dartmouth		62  63	
									166  Rhode Island		61 58	
									167 N Saint Joseph's		39  63	
									180  Northeastern		44  46	
									189  Fla. Atlantic		65 51	
									193  Boston U.		66 39	
									198  La Salle		69  75	
									200  Quinnipiac		77 68	
									220  Northern Ill.		59 53	
									253  Maine		69 40	
									316  Siena		68 51	
									337  Hartford		53 44	
LAST 10 Division I												
			151  Dartmouth		62  63				180  Northeastern		44  46	
			166  Rhode Island		61 58				200  Quinnipiac		77 68	
			189  Fla. Atlantic		65 51				193  Boston U.		66 39	
			167 N Saint Joseph's		39  63				337  Hartford		53 44	
			253  Maine		69 40				26  Rutgers		46  74	

Non-Div I Games:

Harvard

 Loss,
  Non-Conf,
 S Site,
  Home
  Away
 N Neutral

Hawaii

Through Games Of Jan. 16, 2020

Average RPI Win:	197	WON-LOST	WINNING	LAST 10	STRENGTH OF	OPP. STRENGTH	TEAM	ADJ.	CONF.	ADJ CONF.
Average RPI Loss:	151	RECORD	PCT. RANK	GAMES	SCHEDULE	OF SCHEDULE	RPI	RPI	RPI	RPI
DIV. I ONLY	6- 9	223	3-7	113	183	194	194	26	26	
DIV. I NON-CONF.	5- 7	205	2-5	63	177	152	152	26	26	
TOTALS	RPI 1-25	RPI 26-50	W-L RECORDS	RPI 51-100	RPI 101-150	RPI 150+				
6- 9	0- 2	0- 0	OVERALL	2- 1	0- 2	4- 4				
4- 4	0- 1	0- 0	HOME	1- 1	0- 1	3- 1				
2- 5	0- 1	0- 0	AWAY	1- 0	0- 1	1- 3				
0- 0	0- 0	0- 0	NEUTRAL	0- 0	0- 0	0- 0				
5- 7	0- 2	0- 0	NON-CONFERENCE	2- 1	0- 2	3- 2				
3- 4	0- 1	0- 0	HOME	1- 1	0- 1	2- 1				
2- 3	0- 1	0- 0	AWAY	1- 0	0- 1	1- 1				
0- 0	0- 0	0- 0	NEUTRAL	0- 0	0- 0	0- 0				
1- 2	0- 0	0- 0	CONFERENCE	0- 0	0- 0	1- 2				
1- 0	0- 0	0- 0	HOME	0- 0	0- 0	1- 0				
0- 2	0- 0	0- 0	AWAY	0- 0	0- 0	0- 2				
0- 0	0- 0	0- 0	NEUTRAL	0- 0	0- 0	0- 0				

RPI 1-25				RPI 26-50				RPI 51-100				RPI 101+ Team's RPI: 194			
RPI	S	Opponent	Score	RPI	S	Opponent	Score	RPI	S	Opponent	Score	RPI	S	Opponent	Score
5	A	Oregon St.	32 64					59	H	Texas	73 60	119	H	Penn	55 70
17	H	NC State	59 68					81	A	Washington	62 50	126	A	Idaho	52 67
								92	H	Texas Southern	57 74	230	A	UC Davis	49 62
												233	A	Pepperdine	52 51
												234	A	CSUN	54 58
												245	H	UC Riverside	80 57
												266	H	North Texas	60 66
												271	A	LMU (CA)	51 65
												273	H	San Diego St.	61 58
												292	H	UTSA	62 50
LAST 10 Division I															
245	H	UC Riverside	80 57	81	A	Washington	62 50								
230	A	UC Davis	49 62	5	A	Oregon St.	32 64								
234	A	CSUN	54 58	59	H	Texas	73 60								
119	H	Penn	55 70	17	H	NC State	59 68								
126	A	Idaho	52 67	266	H	North Texas	60 66								

Non-Div I Games: Hope Int'l 86 49

Hawaii

Loss, Non-Conf, S Site, H Home A Away N Neutral

Average RPI Win: 294		WON-LOST	WINNING	LAST 10	STRENGTH OF	OPP. STRENGTH	TEAM	ADJ.	CONF.	ADJ CONF.
Average RPI Loss: 157		RECORD	PCT. RANK	GAMES	SCHEDULE	OF SCHEDULE	RPI	RPI	RPI	RPI
DIV. I ONLY		5- 10	253	4-6	247	285	267	267	27	27
DIV. I NON-CONF.		2- 7	288	1-3	193	197	283	283	27	27
TOTALS	RPI 1-25	RPI 26-50		W-L RECORDS		RPI 51-100	RPI 101-150	RPI 150+		
5- 10	0- 0	0- 1		OVERALL		0- 1	0- 3	5- 5		
3- 2	0- 0	0- 0		HOME		0- 1	0- 0	3- 1		
2- 8	0- 0	0- 1		AWAY		0- 0	0- 3	2- 4		
0- 0	0- 0	0- 0		NEUTRAL		0- 0	0- 0	0- 0		
2- 7	0- 0	0- 1		NON-CONFERENCE		0- 1	0- 2	2- 3		
1- 2	0- 0	0- 0		HOME		0- 1	0- 0	1- 1		
1- 5	0- 0	0- 1		AWAY		0- 0	0- 2	1- 2		
0- 0	0- 0	0- 0		NEUTRAL		0- 0	0- 0	0- 0		
3- 3	0- 0	0- 0		CONFERENCE		0- 0	0- 1	3- 2		
2- 0	0- 0	0- 0		HOME		0- 0	0- 0	2- 0		
1- 3	0- 0	0- 0		AWAY		0- 0	0- 1	1- 2		
0- 0	0- 0	0- 0		NEUTRAL		0- 0	0- 0	0- 0		

RPI 1-25				RPI 26-50				RPI 51-100				RPI 101+				Team's RPI: 267	
RPI	S	Opponent	Score	RPI	S	Opponent	Score	RPI	S	Opponent	Score	RPI	S	Opponent	Score		
				44	A	Duke	57 93	93	H	Davidson	63 73	101	A	UNC Greensboro	70 82		
												127	A	Campbell	36 73		
												143	A	Butler	52 74		
												160	A	Norfolk St.	58 72		
												195	A	American	48 56		
												210	H	ETSU	80 62		
												225	H	Col. of Charleston	70 79		
												237	A	UNC Asheville	60 76		
												248	A	Winthrop	63 69		
												264	H	Radford	68 58		
												322	A	N.C. Central	78 58		
												335	H	USC Upstate	85 46		
												339	A	Charleston So.	84 70		
LAST 10 Division I																	
				339	A	Charleston So.	84 70	127	A	Campbell	36 73						
				237	A	UNC Asheville	60 76	101	A	UNC Greensboro	70 82						
				264	H	Radford	68 58	143	A	Butler	52 74						
				335	H	USC Upstate	85 46	93	H	Davidson	63 73						
				248	A	Winthrop	63 69	322	A	N.C. Central	78 58						

Non-Div I Games:

High Point

Loss, Non-Conf, S Site, H Home A Away N Neutral

Hofstra

Through Games Of Jan. 16, 2020

Average RPI Win:	254	WON-LOST	WINNING	LAST 10	STRENGTH OF	OPP. STRENGTH	TEAM	ADJ.	CONF.	ADJ CONF.
Average RPI Loss:	198	RECORD	PCT. RANK	GAMES	SCHEDULE	OF SCHEDULE	RPI	RPI	RPI	RPI
DIV. I ONLY	3- 11	304	2-8	277	326	320	320	14	14	
DIV. I NON-CONF.	3- 8	268	2-5	274	343	316	316	13	13	
TOTALS	RPI 1-25	RPI 26-50	W-L RECORDS	RPI 51-100	RPI 101-150	RPI 150+				
3- 11	0- 0	0- 0	OVERALL	0- 1	1- 3	2- 7				
2- 3	0- 0	0- 0	HOME	0- 0	1- 1	1- 2				
1- 6	0- 0	0- 0	AWAY	0- 1	0- 0	1- 5				
0- 2	0- 0	0- 0	NEUTRAL	0- 0	0- 2	0- 0				
3- 8	0- 0	0- 0	NON-CONFERENCE	0- 0	1- 3	2- 5				
2- 3	0- 0	0- 0	HOME	0- 0	1- 1	1- 2				
1- 3	0- 0	0- 0	AWAY	0- 0	0- 0	1- 3				
0- 2	0- 0	0- 0	NEUTRAL	0- 0	0- 2	0- 0				
0- 3	0- 0	0- 0	CONFERENCE	0- 1	0- 0	0- 2				
0- 0	0- 0	0- 0	HOME	0- 0	0- 0	0- 0				
0- 3	0- 0	0- 0	AWAY	0- 1	0- 0	0- 2				
0- 0	0- 0	0- 0	NEUTRAL	0- 0	0- 0	0- 0				

RPI S	Opponent	Score	RPI S	Opponent	Score	RPI S	Opponent	Score	RPI S	Opponent	Score
						78 A	Drexel	54 74	105 H	Stony Brook	38 81
									127 H	Campbell	58 55
									137 N	Houston	44 54
									150 N	Samford	45 65
									180 A	Northeastern	51 74
									187 H	Cleveland St.	51 61
									219 H	Howard	64 73
									246 A	Delaware	59 80
									262 A	Fairfield	64 73
									272 A	Sacred Heart	44 71
									298 H	Morgan St.	51 39
									337 A	Hartford	43 41
									347 A	LIU Brooklyn	46 85
LAST 10 Division I											
78 A	Drexel	54 74	127 H	Campbell	58 55						
246 A	Delaware	59 80	262 A	Fairfield	64 73						
180 A	Northeastern	51 74	298 H	Morgan St.	51 39						
150 N	Samford	45 65	347 A	LIU Brooklyn	46 85						
137 N	Houston	44 54	219 H	Howard	64 73						

Non-Div I Games:

Hofstra

Loss, Non-Conf, S Site, H Home A Away N Neutral

Holy Cross

Through Games Of Jan. 16, 2020

Average RPI Win:	243	WON-LOST	WINNING	LAST 10	STRENGTH OF	OPP. STRENGTH	TEAM	ADJ.	CONF.	ADJ CONF.
Average RPI Loss:	136	RECORD	PCT. RANK	GAMES	SCHEDULE	OF SCHEDULE	RPI	RPI	RPI	RPI
DIV. I ONLY	10- 6	101	6-4	262	206	139	139	15	15	
DIV. I NON-CONF.	7- 4	100	3-2	224	247	106	106	15	15	
TOTALS	RPI 1-25	RPI 26-50	W-L RECORDS	RPI 51-100	RPI 101-150	RPI 150+				
10- 6	0- 0	0- 0	OVERALL	0- 2	1- 2	9- 2				
5- 1	0- 0	0- 0	HOME	0- 1	1- 0	4- 0				
5- 5	0- 0	0- 0	AWAY	0- 1	0- 2	5- 2				
0- 0	0- 0	0- 0	NEUTRAL	0- 0	0- 0	0- 0				
7- 4	0- 0	0- 0	NON-CONFERENCE	0- 1	1- 2	6- 1				
4- 0	0- 0	0- 0	HOME	0- 0	1- 0	3- 0				
3- 4	0- 0	0- 0	AWAY	0- 1	0- 2	3- 1				
0- 0	0- 0	0- 0	NEUTRAL	0- 0	0- 0	0- 0				
3- 2	0- 0	0- 0	CONFERENCE	0- 1	0- 0	3- 1				
1- 1	0- 0	0- 0	HOME	0- 1	0- 0	1- 0				
2- 1	0- 0	0- 0	AWAY	0- 0	0- 0	2- 1				
0- 0	0- 0	0- 0	NEUTRAL	0- 0	0- 0	0- 0				

RPI S	Opponent	Score	RPI S	Opponent	Score	RPI S	Opponent	Score	RPI S	Opponent	Score	Team's RPI: 139
						64	H Bucknell	40 51	103	H Boston College	80 71	
						96	A North Florida	60 80	117	A Massachusetts	72 75	
									125	A Illinois	75 78	
									166	A Rhode Island	58 73	
									179	H Merrimack	68 42	
									226	A Stetson	75 63	
									242	A Brown	83 71	
									247	H Lafayette	57 56	
									249	A Army West Point	48 61	
									265	A Navy	58 49	
									272	A Sacred Heart	65 52	
									286	A Loyola Maryland	64 56	
									291	H New Hampshire	82 61	
									315	H Bryant	87 75	
LAST 10 Division I												
			249	A Army West Point	48 61	226	A Stetson	75 63				
			64	H Bucknell	40 51	96	A North Florida	60 80				
			247	H Lafayette	57 56	291	H New Hampshire	82 61				
			265	A Navy	58 49	272	A Sacred Heart	65 52				
			286	A Loyola Maryland	64 56	117	A Massachusetts	72 75				

Non-Div I Games:

Holy Cross

Loss, Non-Conf, S Site, H Home A Away N Neutral

Average RPI Win:	225	WON-LOST	WINNING	LAST 10	STRENGTH OF	OPP. STRENGTH	TEAM	ADJ.	CONF.	ADJ CONF.
Average RPI Loss:	84	RECORD	PCT. RANK	GAMES	SCHEDULE	OF SCHEDULE	RPI	RPI	RPI	RPI
DIV. I ONLY	8- 9	190	4-6	63	95	137	137	8	8	
DIV. I NON-CONF.	7- 7	164	3-4	104	149	143	143	8	8	
TOTALS	RPI 1-25	RPI 26-50	W-L RECORDS	RPI 51-100	RPI 101-150	RPI 150+				
8- 9	1- 2	0- 2	OVERALL	0- 2	0- 1	7- 2				
6- 2	1- 0	0- 1	HOME	0- 1	0- 0	5- 0				
0- 5	0- 2	0- 1	AWAY	0- 0	0- 1	0- 1				
2- 2	0- 0	0- 0	NEUTRAL	0- 1	0- 0	2- 1				
7- 7	1- 1	0- 2	NON-CONFERENCE	0- 1	0- 1	6- 2				
5- 1	1- 0	0- 1	HOME	0- 0	0- 0	4- 0				
0- 4	0- 1	0- 1	AWAY	0- 0	0- 1	0- 1				
2- 2	0- 0	0- 0	NEUTRAL	0- 1	0- 0	2- 1				
1- 2	0- 1	0- 0	CONFERENCE	0- 1	0- 0	1- 0				
1- 1	0- 0	0- 0	HOME	0- 1	0- 0	1- 0				
0- 1	0- 1	0- 0	AWAY	0- 0	0- 0	0- 0				
0- 0	0- 0	0- 0	NEUTRAL	0- 0	0- 0	0- 0				

RPI 1-25				RPI 26-50				RPI 51-100				RPI 101+ Team's RPI: 137			
RPI	S	Opponent	Score	RPI	S	Opponent	Score	RPI	S	Opponent	Score	RPI	S	Opponent	Score
4	A	UConn	51 91	27	A	Georgia Tech	38 69	52	H	Temple	58 61	128	A	Fordham	54 63
20	A	Texas A&M	43 72	38	H	FGCU	45 57	88	N	Syracuse	62 87	170	A	New Mexico	71 81
24	H	Oklahoma	85 69									175	H	Southern Miss.	75 60
												181	H	Memphis	75 65
												231	N	San Francisco	57 80
												239	H	Louisiana Tech	67 53
												261	H	Southeastern La.	78 65
												297	N	California Baptist	96 75
												300	H	Houston Baptist	82 60
												320	N	Hofstra	54 44
LAST 10 Division I															
4	A	UConn	51 91	175	H	Southern Miss.	75 60								
52	H	Temple	58 61	20	A	Texas A&M	43 72								
181	H	Memphis	75 65	239	H	Louisiana Tech	67 53								
128	A	Fordham	54 63	38	H	FGCU	45 57								
320	N	Hofstra	54 44	231	N	San Francisco	57 80								

Non-Div I Games:

Houston

■ Loss,
 ■ Non-Conf,
 ■ S Site,
 ■ H Home
 ■ A Away
 N Neutral

Houston Baptist

Through Games Of Jan. 16, 2020

Average RPI Win:	288	WON-LOST	WINNING	LAST 10	STRENGTH OF	OPP. STRENGTH	TEAM	ADJ.	CONF.	ADJ CONF.
Average RPI Loss:	188	RECORD	PCT. RANK	GAMES	SCHEDULE	OF SCHEDULE	RPI	RPI	RPI	RPI
DIV. I ONLY	2- 10	322	2-8	241	307	300	300	25	25	
DIV. I NON-CONF.	2- 5	259	2-3	113	288	182	182	23	23	
TOTALS	RPI 1-25	RPI 26-50	W-L RECORDS	RPI 51-100	RPI 101-150	RPI 150+				
2- 10	0- 1	0- 0	OVERALL	0- 0	0- 3	2- 6				
0- 3	0- 0	0- 0	HOME	0- 0	0- 1	0- 2				
2- 7	0- 1	0- 0	AWAY	0- 0	0- 2	2- 4				
0- 0	0- 0	0- 0	NEUTRAL	0- 0	0- 0	0- 0				
2- 5	0- 1	0- 0	NON-CONFERENCE	0- 0	0- 2	2- 2				
0- 1	0- 0	0- 0	HOME	0- 0	0- 0	0- 1				
2- 4	0- 1	0- 0	AWAY	0- 0	0- 2	2- 1				
0- 0	0- 0	0- 0	NEUTRAL	0- 0	0- 0	0- 0				
0- 5	0- 0	0- 0	CONFERENCE	0- 0	0- 1	0- 4				
0- 2	0- 0	0- 0	HOME	0- 0	0- 1	0- 1				
0- 3	0- 0	0- 0	AWAY	0- 0	0- 0	0- 3				
0- 0	0- 0	0- 0	NEUTRAL	0- 0	0- 0	0- 0				

RPI 1-25				RPI 26-50				RPI 51-100				RPI 101+ Team's RPI: 300			
RPI	S	Opponent	Score	RPI	S	Opponent	Score	RPI	S	Opponent	Score	RPI	S	Opponent	Score
14	A	Baylor	42 112									137	A	Houston	60 82
												140	A	Wichita St.	42 59
												147	H	SFA	42 59
												190	A	Texas Tech	51 59
												191	A	Lamar University	53 60
												214	H	Northern Ariz.	62 79
												228	A	Oral Roberts	74 73
												240	A	Central Ark.	39 63
												261	H	Southeastern La.	59 69
												344	A	Northwestern St.	60 69
												348	A	La.-Monroe	72 65
LAST 10 Division I															
191	A	Lamar University	53 60	190	A	Texas Tech	51 59								
344	A	Northwestern St.	60 69	348	A	La.-Monroe	72 65								
240	A	Central Ark.	39 63	214	H	Northern Ariz.	62 79								
261	H	Southeastern La.	59 69	140	A	Wichita St.	42 59								
147	H	SFA	42 59	228	A	Oral Roberts	74 73								

Non-Div I Games: LSU-Shreveport 67 44 Paul Quinn 63 34

Houston Baptist

Loss, Non-Conf, S Site, H Home A Away N Neutral

Average RPI Win:	292	WON-LOST	WINNING	LAST 10	STRENGTH OF	OPP. STRENGTH	TEAM	ADJ.	CONF.	ADJ CONF.
Average RPI Loss:	119	RECORD	PCT. RANK	GAMES	SCHEDULE	OF SCHEDULE	RPI	RPI	RPI	RPI
DIV. I ONLY	10- 7	122	6-4	313	261	219	219	30	30	
DIV. I NON-CONF.	8- 5	117	4-2	300	254	180	180	31	31	
TOTALS	RPI 1-25	RPI 26-50	W-L RECORDS	RPI 51-100	RPI 101-150	RPI 150+				
10- 7	0- 0	0- 0	OVERALL	0- 4	0- 0	10- 3				
4- 3	0- 0	0- 0	HOME	0- 0	0- 0	4- 3				
6- 2	0- 0	0- 0	AWAY	0- 2	0- 0	6- 0				
0- 2	0- 0	0- 0	NEUTRAL	0- 2	0- 0	0- 0				
8- 5	0- 0	0- 0	NON-CONFERENCE	0- 4	0- 0	8- 1				
3- 1	0- 0	0- 0	HOME	0- 0	0- 0	3- 1				
5- 2	0- 0	0- 0	AWAY	0- 2	0- 0	5- 0				
0- 2	0- 0	0- 0	NEUTRAL	0- 2	0- 0	0- 0				
2- 2	0- 0	0- 0	CONFERENCE	0- 0	0- 0	2- 2				
1- 2	0- 0	0- 0	HOME	0- 0	0- 0	1- 2				
1- 0	0- 0	0- 0	AWAY	0- 0	0- 0	1- 0				
0- 0	0- 0	0- 0	NEUTRAL	0- 0	0- 0	0- 0				

RPI 1-25				RPI 26-50				RPI 51-100				RPI 101+				Team's RPI: 219	
RPI	S	Opponent	Score	RPI	S	Opponent	Score	RPI	S	Opponent	Score	RPI	S	Opponent	Score		
								64	N	Bucknell	60	70	160	H	Norfolk St.	80	83
								68	A	Tennessee	38	88	183	H	Bethune-Cookman	59	75
								80	A	South Fla.	53	82	198	H	La Salle	62	78
								81	N	Washington	58	75	201	A	George Mason	86	75
													227	H	Niagara	91	42
													250	A	East Carolina	67	51
													286	A	Loyola Maryland	75	69
													301	A	UMES	79	58
													314	A	UMBC	72	61
													320	A	Hofstra	73	64
													336	H	Fairleigh Dickinson	64	56
													338	H	Saint Peter's	92	80
													346	H	South Carolina St.	78	47
LAST 10 Division I																	
346	H	South Carolina St.	78	47	201	A	George Mason	86	75								
160	H	Norfolk St.	80	83	250	A	East Carolina	67	51								
183	H	Bethune-Cookman	59	75	227	H	Niagara	91	42								
301	A	UMES	79	58	336	H	Fairleigh Dickinson	64	56								
68	A	Tennessee	38	88	81	N	Washington	58	75								

Non-Div I Games:

Howard

Average RPI Win:	171	WON-LOST	WINNING	LAST 10	STRENGTH OF	OPP. STRENGTH	TEAM	ADJ.	CONF.	ADJ CONF.
Average RPI Loss:	94	RECORD	PCT. RANK	GAMES	SCHEDULE	OF SCHEDULE	RPI	RPI	RPI	RPI
DIV. I ONLY	10- 6	101	7-3	86	140	63	63	19	19	
DIV. I NON-CONF.	5- 5	164	2-2	47	18	69	69	18	18	
TOTALS	RPI 1-25	RPI 26-50	W-L RECORDS	RPI 51-100	RPI 101-150	RPI 150+				
10- 6	0- 0	0- 2	OVERALL	4- 2	0- 1	6- 1				
7- 0	0- 0	0- 0	HOME	2- 0	0- 0	5- 0				
1- 6	0- 0	0- 2	AWAY	0- 2	0- 1	1- 1				
2- 0	0- 0	0- 0	NEUTRAL	2- 0	0- 0	0- 0				
5- 5	0- 0	0- 2	NON-CONFERENCE	4- 2	0- 1	1- 0				
3- 0	0- 0	0- 0	HOME	2- 0	0- 0	1- 0				
0- 5	0- 0	0- 2	AWAY	0- 2	0- 1	0- 0				
2- 0	0- 0	0- 0	NEUTRAL	2- 0	0- 0	0- 0				
5- 1	0- 0	0- 0	CONFERENCE	0- 0	0- 0	5- 1				
4- 0	0- 0	0- 0	HOME	0- 0	0- 0	4- 0				
1- 1	0- 0	0- 0	AWAY	0- 0	0- 0	1- 1				
0- 0	0- 0	0- 0	NEUTRAL	0- 0	0- 0	0- 0				

RPI 1-25				RPI 26-50				RPI 51-100				Team's RPI: 63	RPI 101+			
RPI	S	Opponent	Score	RPI	S	Opponent	Score	RPI	S	Opponent	Score		RPI	S	Opponent	Score
39	A	UNI	50 51	57	N	St. John's (NY)	85 78	143	A	Butler	61 64		153	H	Wright St.	80 60
41	A	Miami (FL)	65 74	65	H	Ball St.	65 48	173	A	Youngstown St.	73 75		187	A	Cleveland St.	78 53
				74	A	UT Martin	51 57	217	H	Northern Ky.	89 61		260	H	Eastern Ky.	72 42
				90	N	Elon	59 53	280	H	Oakland	76 41		307	H	Detroit Mercy	82 45
				91	H	Southern Ill.	81 78									
				94	A	Ohio	64 70									
LAST 10 Division I																
153	H	Wright St.	80 60	173	A	Youngstown St.	73 75									
217	H	Northern Ky.	89 61	260	H	Eastern Ky.	72 42									
307	H	Detroit Mercy	82 45	39	A	UNI	50 51									
280	H	Oakland	76 41	94	A	Ohio	64 70									
187	A	Cleveland St.	78 53	90	N	Elon	59 53									

Non-Div I Games: Ind.-Northwest 103 45

IUPUI

Idaho

Through Games Of Jan. 16, 2020

Average RPI Win:	241	WON-LOST	WINNING	LAST 10	STRENGTH OF	OPP. STRENGTH	TEAM	ADJ.	CONF.	ADJ CONF.
Average RPI Loss:	107	RECORD	PCT. RANK	GAMES	SCHEDULE	OF SCHEDULE	RPI	RPI	RPI	RPI
DIV. I ONLY	9- 5	93	6-4	249	155	126	126	21	21	
DIV. I NON-CONF.	5- 4	140	2-3	170	128	110	110	17	17	
TOTALS	RPI 1-25	RPI 26-50	W-L RECORDS	RPI 51-100	RPI 101-150	RPI 150+				
9- 5	0- 0	0- 2	OVERALL	0- 1	1- 0	8- 2				
5- 0	0- 0	0- 0	HOME	0- 0	0- 0	5- 0				
4- 3	0- 0	0- 1	AWAY	0- 1	1- 0	3- 1				
0- 2	0- 0	0- 1	NEUTRAL	0- 0	0- 0	0- 1				
5- 4	0- 0	0- 2	NON-CONFERENCE	0- 1	0- 0	5- 1				
2- 0	0- 0	0- 0	HOME	0- 0	0- 0	2- 0				
3- 2	0- 0	0- 1	AWAY	0- 1	0- 0	3- 0				
0- 2	0- 0	0- 1	NEUTRAL	0- 0	0- 0	0- 1				
4- 1	0- 0	0- 0	CONFERENCE	0- 0	1- 0	3- 1				
3- 0	0- 0	0- 0	HOME	0- 0	0- 0	3- 0				
1- 1	0- 0	0- 0	AWAY	0- 0	1- 0	0- 1				
0- 0	0- 0	0- 0	NEUTRAL	0- 0	0- 0	0- 0				

RPI 1-25				RPI 26-50				RPI 51-100				RPI 101+ Team's RPI: 126			
RPI	S	Opponent	Score	RPI	S	Opponent	Score	RPI	S	Opponent	Score	RPI	S	Opponent	Score
				37	N	Old Dominion	55 67	80	A	South Fla.	64 67	112	A	Montana St.	69 68
				40	A	Oklahoma St.	47 62					168	A	San Diego	65 32
												188	A	Portland St.	53 74
												191	N	Lamar University	44 47
												194	H	Hawaii	67 52
												231	A	San Francisco	66 60
												251	H	Colorado St.	61 54
												279	H	Idaho St.	62 56
												289	H	Eastern Wash.	69 60
												303	H	Weber St.	70 50
												340	A	Seattle U	90 84
LAST 10 Division I															
				289	H	Eastern Wash.	69 60					194	H	Hawaii	67 52
				112	A	Montana St.	69 68					80	A	South Fla.	64 67
				188	A	Portland St.	53 74					168	A	San Diego	65 32
				303	H	Weber St.	70 50					37	N	Old Dominion	55 67
				279	H	Idaho St.	62 56					191	N	Lamar University	44 47

Non-Div I Games:

Idaho

■ Loss,
 ■ Non-Conf,
 ■ S Site,
 ■ H Home
 ■ A Away
 N Neutral

RPI 1-25				RPI 26-50				RPI 51-100				RPI 101+				Team's RPI: 279	
RPI	S	Opponent	Score	RPI	S	Opponent	Score	RPI	S	Opponent	Score	RPI	S	Opponent	Score		
				34	A	Arizona St.	69 74					126	A	Idaho	56 62		
				40	A	Oklahoma St.	52 70					161	A	Southern Utah	65 72		
				44	A	Duke	66 85					214	H	Northern Ariz.	59 70		
												288	A	Utah St.	61 69		
												289	A	Eastern Wash.	67 47		
												297	H	California Baptist	68 74		
												303	A	Weber St.	65 54		
												329	A	Utah Valley	88 61		
												340	H	Seattle U	73 48		
												345	H	Sacramento St.	80 62		
LAST 10 Division I																	
				303	A	Weber St.	65 54					126	A	Idaho	56 62		
				214	H	Northern Ariz.	59 70					288	A	Utah St.	61 69		
				161	A	Southern Utah	65 72					297	H	California Baptist	68 74		
				345	H	Sacramento St.	80 62					34	A	Arizona St.	69 74		
				289	A	Eastern Wash.	67 47					329	A	Utah Valley	88 61		

Non-Div I Games:	Arizona Christian	93	36	Montana Tech	83	57
------------------	-------------------	----	----	--------------	----	----

Page 118

Average RPI Win:	222	WON-LOST	WINNING	LAST 10	STRENGTH OF	OPP. STRENGTH	TEAM	ADJ.	CONF.	ADJ CONF.
Average RPI Loss:	33	RECORD	PCT. RANK	GAMES	SCHEDULE	OF SCHEDULE	RPI	RPI	RPI	RPI
DIV. I ONLY	10- 7	122	4-6	117	70	125	125	2	2	
DIV. I NON-CONF.	9- 2	39	3-1	317	241	155	155	2	2	
TOTALS	RPI 1-25	RPI 26-50	W-L RECORDS	RPI 51-100	RPI 101-150	RPI 150+				
10- 7	0- 4	0- 1	OVERALL	1- 2	2- 0	7- 0				
9- 3	0- 1	0- 1	HOME	1- 1	2- 0	6- 0				
1- 4	0- 3	0- 0	AWAY	0- 1	0- 0	1- 0				
0- 0	0- 0	0- 0	NEUTRAL	0- 0	0- 0	0- 0				
9- 2	0- 0	0- 0	NON-CONFERENCE	0- 2	2- 0	7- 0				
8- 1	0- 0	0- 0	HOME	0- 1	2- 0	6- 0				
1- 1	0- 0	0- 0	AWAY	0- 1	0- 0	1- 0				
0- 0	0- 0	0- 0	NEUTRAL	0- 0	0- 0	0- 0				
1- 5	0- 4	0- 1	CONFERENCE	1- 0	0- 0	0- 0				
1- 2	0- 1	0- 1	HOME	1- 0	0- 0	0- 0				
0- 3	0- 3	0- 0	AWAY	0- 0	0- 0	0- 0				
0- 0	0- 0	0- 0	NEUTRAL	0- 0	0- 0	0- 0				

RPI S Opponent	Score	RPI S Opponent	Score	RPI S Opponent	Score	RPI S Opponent	Score	Team's RPI: 125
8 A Iowa	72 108	26 H Rutgers	51 75	61 A North Carolina	60 85	139 H Holy Cross	78 75	
12 A Indiana	42 83			62 H Minnesota	74 71	146 H Austin Peay	76 62	
13 H Northwestern	50 77			89 H Illinois St.	58 74	154 A Missouri	58 51	
25 A Purdue	67 81					179 H Merrimack	75 72	
						256 H Ark.-Pine Bluff	65 50	
						290 H Presbyterian	71 52	
						315 H Bryant	69 55	
						326 H Evansville	59 44	
						349 H Chicago St.	96 66	
LAST 10 Division I								
25 A Purdue	67 81	13 H Northwestern	50 77					
62 H Minnesota	74 71	154 A Missouri	58 51					
26 H Rutgers	51 75	326 H Evansville	59 44					
12 A Indiana	42 83	179 H Merrimack	75 72					
8 A Iowa	72 108	61 A North Carolina	60 85					

Non-Div I Games:

Illinois

Average RPI Win:	212	WON-LOST	WINNING	LAST 10	STRENGTH OF	OPP. STRENGTH	TEAM	ADJ.	CONF.	ADJ CONF.
Average RPI Loss:	98	RECORD	PCT. RANK	GAMES	SCHEDULE	OF SCHEDULE	RPI	RPI	RPI	RPI
DIV. I ONLY	9- 4	69	7-3	199	165	89	89	7	7	
DIV. I NON-CONF.	7- 3	80	5-2	155	156	66	66	7	7	
TOTALS	RPI 1-25	RPI 26-50	W-L RECORDS	RPI 51-100	RPI 101-150	RPI 150+				
9- 4	0- 0	0- 1	OVERALL	1- 1	1- 2	7- 0				
7- 0	0- 0	0- 0	HOME	1- 0	0- 0	6- 0				
2- 4	0- 0	0- 1	AWAY	0- 1	1- 2	1- 0				
0- 0	0- 0	0- 0	NEUTRAL	0- 0	0- 0	0- 0				
7- 3	0- 0	0- 1	NON-CONFERENCE	1- 1	1- 1	5- 0				
5- 0	0- 0	0- 0	HOME	1- 0	0- 0	4- 0				
2- 3	0- 0	0- 1	AWAY	0- 1	1- 1	1- 0				
0- 0	0- 0	0- 0	NEUTRAL	0- 0	0- 0	0- 0				
2- 1	0- 0	0- 0	CONFERENCE	0- 0	0- 1	2- 0				
2- 0	0- 0	0- 0	HOME	0- 0	0- 0	2- 0				
0- 1	0- 0	0- 0	AWAY	0- 0	0- 1	0- 0				
0- 0	0- 0	0- 0	NEUTRAL	0- 0	0- 0	0- 0				

RPI S	Opponent	Score	RPI S	Opponent	Score	RPI S	Opponent	Score	RPI S	Opponent	Score
			31 A	Marquette	41 58	74 H	UT Martin	70 47	115 A	Bradley	61 76
						99 A	Saint Louis	56 61	125 A	Illinois	74 58
									146 A	Austin Peay	72 77
									157 A	North Dakota	66 58
									185 H	Jackson St.	77 55
									220 H	Northern Ill.	69 66
									229 H	Western Ill.	78 65
									275 H	Indiana St.	83 69
									313 H	SIUE	74 53
									326 H	Evansville	81 58
LAST 10 Division I											
			115 A	Bradley	61 76	313 H	SIUE	74 53			
			326 H	Evansville	81 58	99 A	Saint Louis	56 61			
			275 H	Indiana St.	83 69	229 H	Western Ill.	78 65			
			146 A	Austin Peay	72 77	74 H	UT Martin	70 47			
			185 H	Jackson St.	77 55	157 A	North Dakota	66 58			

Non-Div I Games: Truman 87 60

Illinois St.

Average RPI Win:	319	WON-LOST	WINNING	LAST 10	STRENGTH OF	OPP. STRENGTH	TEAM	ADJ.	CONF.	ADJ CONF.
Average RPI Loss:	203	RECORD	PCT. RANK	GAMES	SCHEDULE	OF SCHEDULE	RPI	RPI	RPI	RPI
DIV. I ONLY	3- 7	272	3-7	351	190	341	341	25	25	
DIV. I NON-CONF.	0- 5	338	0-5	322	201	348	348	23	23	
TOTALS	RPI 1-25	RPI 26-50	W-L RECORDS	RPI 51-100	RPI 101-150	RPI 150+				
3- 7	0- 0	0- 0	OVERALL	0- 1	0- 1	3- 5				
2- 3	0- 0	0- 0	HOME	0- 0	0- 1	2- 2				
1- 4	0- 0	0- 0	AWAY	0- 1	0- 0	1- 3				
0- 0	0- 0	0- 0	NEUTRAL	0- 0	0- 0	0- 0				
0- 5	0- 0	0- 0	NON-CONFERENCE	0- 1	0- 0	0- 4				
0- 1	0- 0	0- 0	HOME	0- 0	0- 0	0- 1				
0- 4	0- 0	0- 0	AWAY	0- 1	0- 0	0- 3				
0- 0	0- 0	0- 0	NEUTRAL	0- 0	0- 0	0- 0				
3- 2	0- 0	0- 0	CONFERENCE	0- 0	0- 1	3- 1				
2- 2	0- 0	0- 0	HOME	0- 0	0- 1	2- 1				
1- 0	0- 0	0- 0	AWAY	0- 0	0- 0	1- 0				
0- 0	0- 0	0- 0	NEUTRAL	0- 0	0- 0	0- 0				

RPI S	Opponent	Score	RPI S	Opponent	Score	RPI S	Opponent	Score	RPI S	Opponent	Score	Team's RPI: 341
						94 A	Ohio	41 78	113 H	New Orleans	55 67	
									158 A	Kansas St.	41 85	
									240 H	Central Ark.	37 47	
									251 A	Colorado St.	47 75	
									273 H	San Diego St.	48 57	
									292 A	UTSA	56 63	
									296 H	Nicholls St.	53 51	
									317 H	McNeese	73 56	
									344 A	Northwestern St.	69 67	
LAST 10 Division I												
			317 H	McNeese	73 56		240 H	Central Ark.	37 47			
			113 H	New Orleans	55 67		158 A	Kansas St.	41 85			
			344 A	Northwestern St.	69 67		251 A	Colorado St.	47 75			
			296 H	Nicholls St.	53 51		94 A	Ohio	41 78			
			273 H	San Diego St.	48 57		292 A	UTSA	56 63			

Non-Div I Games: Schreiner 70 35 Tex. A&M Int'l 55 38 Paul Quinn 79 62 UNKNOWN 74 52 Incarnate Word

Loss, Non-Conf, S Site, H Home A Away N Neutral

Indiana

Through Games Of Jan. 16, 2020

Average RPI Win:	115	WON-LOST	WINNING	LAST 10	STRENGTH OF	OPP. STRENGTH	TEAM	ADJ.	CONF.	ADJ CONF.
Average RPI Loss:	10	RECORD	PCT. RANK	GAMES	SCHEDULE	OF SCHEDULE	RPI	RPI	RPI	RPI
DIV. I ONLY	14- 4	44	7-3	4	16	12	12	2	2	
DIV. I NON-CONF.	10- 2	30	3-1	12	29	8	8	2	2	
TOTALS	RPI 1-25	RPI 26-50	W-L RECORDS	RPI 51-100	RPI 101-150	RPI 150+				
14- 4	2- 4	2- 0	OVERALL	3- 0	3- 0	4- 0				
8- 2	1- 2	0- 0	HOME	2- 0	1- 0	4- 0				
4- 1	0- 1	2- 0	AWAY	0- 0	2- 0	0- 0				
2- 1	1- 1	0- 0	NEUTRAL	1- 0	0- 0	0- 0				
10- 2	1- 2	1- 0	NON-CONFERENCE	2- 0	2- 0	4- 0				
5- 1	0- 1	0- 0	HOME	1- 0	0- 0	4- 0				
3- 0	0- 0	1- 0	AWAY	0- 0	2- 0	0- 0				
2- 1	1- 1	0- 0	NEUTRAL	1- 0	0- 0	0- 0				
4- 2	1- 2	1- 0	CONFERENCE	1- 0	1- 0	0- 0				
3- 1	1- 1	0- 0	HOME	1- 0	1- 0	0- 0				
1- 1	0- 1	1- 0	AWAY	0- 0	0- 0	0- 0				
0- 0	0- 0	0- 0	NEUTRAL	0- 0	0- 0	0- 0				

RPI	S	Opponent	Score	RPI	S	Opponent	Score	RPI	S	Opponent	Score	RPI	S	Opponent	Score
2	N	South Carolina	71 57	26	A	Rutgers	66 56	54	N	Washington St.	78 44	125	H	Illinois	83 42
6	H	UCLA	58 68	41	A	Miami (FL)	58 45	95	H	Michigan St.	79 67	142	A	Florida	73 49
8	A	Iowa	85 91					96	H	North Florida	72 45	143	A	Butler	64 53
13	H	Northwestern	69 71									173	H	Youngstown St.	93 56
14	N	Baylor	62 77									185	H	Jackson St.	91 51
25	H	Purdue	66 48									208	H	Mt. St. Mary's	75 52
												296	H	Nicholls St.	111 47
LAST 10 Division I															
13	H	Northwestern	69 71	95	H	Michigan St.	79 67								
8	A	Iowa	85 91	6	H	UCLA	58 68								
25	H	Purdue	66 48	173	H	Youngstown St.	93 56								
125	H	Illinois	83 42	143	A	Butler	64 53								
26	A	Rutgers	66 56	96	H	North Florida	72 45								

Non-Div I Games:

Indiana

■ Loss,
■ Non-Conf, S Site,
■ Home
■ Away
N Neutral

Average RPI Win:	288	WON-LOST	WINNING	LAST 10	STRENGTH OF	OPP. STRENGTH	TEAM	ADJ.	CONF.	ADJ CONF.
Average RPI Loss:	151	RECORD	PCT. RANK	GAMES	SCHEDULE	OF SCHEDULE	RPI	RPI	RPI	RPI
DIV. I ONLY	2- 14	331	0-10	74	329	275	275	7	7	
DIV. I NON-CONF.	2- 10	313	0-6	174	319	296	296	7	7	
TOTALS	RPI 1-25	RPI 26-50	W-L RECORDS	RPI 51-100	RPI 101-150	RPI 150+				
2- 14	0- 0	0- 1	OVERALL	0- 4	0- 2	2- 7				
0- 6	0- 0	0- 0	HOME	0- 1	0- 1	0- 4				
2- 7	0- 0	0- 1	AWAY	0- 3	0- 1	2- 2				
0- 1	0- 0	0- 0	NEUTRAL	0- 0	0- 0	0- 1				
2- 10	0- 0	0- 1	NON-CONFERENCE	0- 3	0- 0	2- 6				
0- 4	0- 0	0- 0	HOME	0- 1	0- 0	0- 3				
2- 5	0- 0	0- 1	AWAY	0- 2	0- 0	2- 2				
0- 1	0- 0	0- 0	NEUTRAL	0- 0	0- 0	0- 1				
0- 4	0- 0	0- 0	CONFERENCE	0- 1	0- 2	0- 1				
0- 2	0- 0	0- 0	HOME	0- 0	0- 1	0- 1				
0- 2	0- 0	0- 0	AWAY	0- 1	0- 1	0- 0				
0- 0	0- 0	0- 0	NEUTRAL	0- 0	0- 0	0- 0				

RPI 1-25				RPI 26-50				RPI 51-100				RPI 101+				Team's RPI: 275	
RPI	S	Opponent	Score	RPI	S	Opponent	Score	RPI	S	Opponent	Score	RPI	S	Opponent	Score		
				42	A	Colorado	46 59	69	A	Kansas	72 84	108	H	Loyola Chicago	51 58		
								82	A	Pacific	66 83	115	A	Bradley	75 91		
								89	A	Illinois St.	69 83	165	H	Southeast Mo. St.	58 68		
								99	H	Saint Louis	53 55	172	H	Valparaiso	56 75		
												211	A	Murray St.	62 70		
												217	H	Northern Ky.	68 70		
												229	A	Western Ill.	72 83		
												234	N	CSUN	59 67		
												241	A	Eastern Ill.	59 57		
												276	H	Marshall	60 72		
												334	A	UIC	61 40		
LAST 10 Division I																	
				108	H	Loyola Chicago	51 58	165	H	Southeast Mo. St.	58 68						
				172	H	Valparaiso	56 75	217	H	Northern Ky.	68 70						
				115	A	Bradley	75 91	211	A	Murray St.	62 70						
				89	A	Illinois St.	69 83	276	H	Marshall	60 72						
				99	H	Saint Louis	53 55	234	N	CSUN	59 67						

Non-Div I Games:

Indiana St.

Average RPI Win:	242	WON-LOST	WINNING	LAST 10	STRENGTH OF	OPP. STRENGTH	TEAM	ADJ.	CONF.	ADJ CONF.
Average RPI Loss:	114	RECORD	PCT. RANK	GAMES	SCHEDULE	OF SCHEDULE	RPI	RPI	RPI	RPI
DIV. I ONLY	3- 10	299	2-8	43	237	192	192	24	24	
DIV. I NON-CONF.	1- 8	322	0-6	10	242	197	197	25	25	
TOTALS	RPI 1-25	RPI 26-50	W-L RECORDS	RPI 51-100	RPI 101-150	RPI 150+				
3- 10	0- 0	0- 1	OVERALL	0- 3	0- 4	3- 2				
0- 5	0- 0	0- 0	HOME	0- 2	0- 2	0- 1				
3- 3	0- 0	0- 1	AWAY	0- 0	0- 2	3- 0				
0- 2	0- 0	0- 0	NEUTRAL	0- 1	0- 0	0- 1				
1- 8	0- 0	0- 1	NON-CONFERENCE	0- 2	0- 4	1- 1				
0- 3	0- 0	0- 0	HOME	0- 1	0- 2	0- 0				
1- 3	0- 0	0- 1	AWAY	0- 0	0- 2	1- 0				
0- 2	0- 0	0- 0	NEUTRAL	0- 1	0- 0	0- 1				
2- 2	0- 0	0- 0	CONFERENCE	0- 1	0- 0	2- 1				
0- 2	0- 0	0- 0	HOME	0- 1	0- 0	0- 1				
2- 0	0- 0	0- 0	AWAY	0- 0	0- 0	2- 0				
0- 0	0- 0	0- 0	NEUTRAL	0- 0	0- 0	0- 0				

RPI	S	Opponent	Score	RPI	S	Opponent	Score	RPI	S	Opponent	Score	RPI	S	Opponent	Score	Team's RPI: 192
28	A	Central Mich.	50	70	60	H	Seton Hall	37	89	105	A	Stony Brook	40	59		
					81	N	Washington	34	65	114	H	Duquesne	74	76		
					85	H	Rider	37	81	117	H	Massachusetts	51	65		
										119	A	Penn	42	74		
										200	A	Quinnipiac	75	71		
										204	N	Towson	58	75		
										227	H	Niagara	57	63		
										248	A	Winthrop	68	61		
										278	A	Monmouth	36	33		
LAST 10 Division I																
227	H	Niagara	57	63	60	H	Seton Hall	37	89							
278	A	Monmouth	36	33	28	A	Central Mich.	50	70							
85	H	Rider	37	81	204	N	Towson	58	75							
200	A	Quinnipiac	75	71	81	N	Washington	34	65							
117	H	Massachusetts	51	65	105	A	Stony Brook	40	59							

Non-Div I Games:

Iona

Average RPI Win:	112	WON-LOST	WINNING	LAST 10	STRENGTH OF	OPP. STRENGTH	TEAM	ADJ.	CONF.	ADJ CONF.
Average RPI Loss:	59	RECORD	PCT. RANK	GAMES	SCHEDULE	OF SCHEDULE	RPI	RPI	RPI	RPI
DIV. I ONLY	14- 3	26	9-1	8	50	8	8	2	2	
DIV. I NON-CONF.	9- 2	39	4-0	31	116	15	15	2	2	
TOTALS	RPI 1-25	RPI 26-50	W-L RECORDS	RPI 51-100	RPI 101-150	RPI 150+				
14- 3	5- 0	0- 1	OVERALL	2- 2	2- 0	5- 0				
9- 0	4- 0	0- 0	HOME	0- 0	1- 0	4- 0				
3- 2	1- 0	0- 1	AWAY	2- 1	0- 0	0- 0				
2- 1	0- 0	0- 0	NEUTRAL	0- 1	1- 0	1- 0				
9- 2	2- 0	0- 1	NON-CONFERENCE	1- 1	1- 0	5- 0				
6- 0	2- 0	0- 0	HOME	0- 0	0- 0	4- 0				
1- 1	0- 0	0- 1	AWAY	1- 0	0- 0	0- 0				
2- 1	0- 0	0- 0	NEUTRAL	0- 1	1- 0	1- 0				
5- 1	3- 0	0- 0	CONFERENCE	1- 1	1- 0	0- 0				
3- 0	2- 0	0- 0	HOME	0- 0	1- 0	0- 0				
2- 1	1- 0	0- 0	AWAY	1- 1	0- 0	0- 0				
0- 0	0- 0	0- 0	NEUTRAL	0- 0	0- 0	0- 0				

RPI	S	Opponent	Score	RPI	S	Opponent	Score	RPI	S	Opponent	Score	RPI	S	Opponent	Score
12	H	Indiana	91 85	39	A	UNI	66 88	58	A	Nebraska	69 78	121	N	Cincinnati	69 61
13	A	Northwestern	77 51					62	A	Minnesota	76 75	125	H	Illinois	108 72
21	H	Princeton	77 75					81	N	Washington	63 70	176	H	North Ala.	86 81
22	H	Maryland	66 61					87	A	Iowa St.	75 69	184	H	Clemson	74 60
23	H	Drake	79 67									189	H	Fla. Atlantic	85 53
												204	N	Towson	100 72
												322	H	N.C. Central	102 50
LAST 10 Division I															
62	A	Minnesota	76 75	58	A	Nebraska	69 78	23	H	Drake	79 67				
12	H	Indiana	91 85					322	H	N.C. Central	102 50				
22	H	Maryland	66 61					87	A	Iowa St.	75 69				
13	A	Northwestern	77 51					184	H	Clemson	74 60				
125	H	Illinois	108 72												

Non-Div I Games:

Iowa

Average RPI Win:	180	WON-LOST	WINNING	LAST 10	STRENGTH OF	OPP. STRENGTH	TEAM	ADJ.	CONF.	ADJ CONF.
Average RPI Loss:	31	RECORD	PCT. RANK	GAMES	SCHEDULE	OF SCHEDULE	RPI	RPI	RPI	RPI
DIV. I ONLY	9- 6	117	5-5	66	52	87	87	4	4	
DIV. I NON-CONF.	8- 3	68	4-2	158	56	89	89	4	4	
TOTALS	RPI 1-25	RPI 26-50	W-L RECORDS	RPI 51-100	RPI 101-150	RPI 150+				
9- 6	0- 3	0- 2	OVERALL	2- 1	1- 0	6- 0				
6- 4	0- 1	0- 2	HOME	1- 1	1- 0	4- 0				
3- 2	0- 2	0- 0	AWAY	1- 0	0- 0	2- 0				
0- 0	0- 0	0- 0	NEUTRAL	0- 0	0- 0	0- 0				
8- 3	0- 2	0- 1	NON-CONFERENCE	2- 0	1- 0	5- 0				
6- 2	0- 1	0- 1	HOME	1- 0	1- 0	4- 0				
2- 1	0- 1	0- 0	AWAY	1- 0	0- 0	1- 0				
0- 0	0- 0	0- 0	NEUTRAL	0- 0	0- 0	0- 0				
1- 3	0- 1	0- 1	CONFERENCE	0- 1	0- 0	1- 0				
0- 2	0- 0	0- 1	HOME	0- 1	0- 0	0- 0				
1- 1	0- 1	0- 0	AWAY	0- 0	0- 0	1- 0				
0- 0	0- 0	0- 0	NEUTRAL	0- 0	0- 0	0- 0				

RPI	S	Opponent	Score	RPI	S	Opponent	Score	RPI	S	Opponent	Score	RPI	S	Opponent	Score
8	H	Iowa	69 75	30	H	TCU	74 77	59	H	Texas	75 81	113	H	New Orleans	71 53
23	A	Drake	81 86	39	H	UNI	63 71	70	A	Alabama	75 66	153	H	Wright St.	79 71
24	A	Oklahoma	72 81					92	H	Texas Southern	79 59	176	H	North Ala.	80 72
												190	A	Texas Tech	96 66
												256	H	Ark.-Pine Bluff	90 40
												263	H	Southern U.	69 36
												306	A	North Dakota St.	86 58
LAST 10 Division I															
30	H	TCU	74 77	39	H	UNI	63 71	153	H	Wright St.	79 71	8	H	Iowa	69 75
24	A	Oklahoma	72 81	59	H	Texas	75 81	70	A	Alabama	75 66	113	H	New Orleans	71 53
190	A	Texas Tech	96 66												
176	H	North Ala.	80 72												

Non-Div I Games:

Iowa St.

Average RPI Win:	276	WON-LOST	WINNING	LAST 10	STRENGTH OF	OPP. STRENGTH	TEAM	ADJ.	CONF.	ADJ CONF.
Average RPI Loss:	113	RECORD	PCT. RANK	GAMES	SCHEDULE	OF SCHEDULE	RPI	RPI	RPI	RPI
DIV. I ONLY	6- 8	212	5-5	202	184	185	185	31	31	
DIV. I NON-CONF.	2- 8	295	1-5	84	81	206	206	29	29	
TOTALS	RPI 1-25	RPI 26-50	W-L RECORDS	RPI 51-100	RPI 101-150	RPI 150+				
6- 8	0- 2	0- 1	OVERALL	0- 1	1- 2	5- 2				
3- 1	0- 1	0- 0	HOME	0- 0	1- 0	2- 0				
3- 7	0- 1	0- 1	AWAY	0- 1	0- 2	3- 2				
0- 0	0- 0	0- 0	NEUTRAL	0- 0	0- 0	0- 0				
2- 8	0- 2	0- 1	NON-CONFERENCE	0- 1	1- 2	1- 2				
1- 1	0- 1	0- 0	HOME	0- 0	1- 0	0- 0				
1- 7	0- 1	0- 1	AWAY	0- 1	0- 2	1- 2				
0- 0	0- 0	0- 0	NEUTRAL	0- 0	0- 0	0- 0				
4- 0	0- 0	0- 0	CONFERENCE	0- 0	0- 0	4- 0				
2- 0	0- 0	0- 0	HOME	0- 0	0- 0	2- 0				
2- 0	0- 0	0- 0	AWAY	0- 0	0- 0	2- 0				
0- 0	0- 0	0- 0	NEUTRAL	0- 0	0- 0	0- 0				

RPI 1-25				RPI 26-50				RPI 51-100				RPI 101+ Team's RPI: 185			
RPI	S	Opponent	Score	RPI	S	Opponent	Score	RPI	S	Opponent	Score	RPI	S	Opponent	Score
12	A	Indiana	51 91	41	A	Miami (FL)	68 83	89	A	Illinois St.	55 77	115	A	Bradley	69 78
15	H	Mississippi St.	53 92									131	H	Louisiana	65 54
												133	A	Tulane	46 82
												240	A	Central Ark.	54 57
												261	A	Southeastern La.	59 63
												263	A	Southern U.	72 51
												283	H	Alabama A&M	67 53
												305	H	Alabama St.	94 62
												328	A	Alcorn	83 67
												344	A	Northwestern St.	66 49
LAST 10 Division I															
263	A	Southern U.	72 51	89	A	Illinois St.	55 77	115	A	Bradley	69 78	261	A	Southeastern La.	59 63
328	A	Alcorn	83 67	15	H	Mississippi St.	53 92	240	A	Central Ark.	54 57				
283	H	Alabama A&M	67 53												
305	H	Alabama St.	94 62												
131	H	Louisiana	65 54												

Non-Div I Games:

Jackson St.

■ Loss,
 ■ Non-Conf,
 ■ S Site,
 ■ H Home
 ■ A Away
 N Neutral

Jacksonville

Through Games Of Jan. 16, 2020

Average RPI Win:	320	WON-LOST	WINNING	LAST 10	STRENGTH OF	OPP. STRENGTH	TEAM	ADJ.	CONF.	ADJ CONF.
Average RPI Loss:	110	RECORD	PCT. RANK	GAMES	SCHEDULE	OF SCHEDULE	RPI	RPI	RPI	RPI
DIV. I ONLY	7- 7	173	6-4	283	275	222	222	16	16	
DIV. I NON-CONF.	6- 5	151	5-2	299	274	224	224	16	16	
TOTALS	RPI 1-25	RPI 26-50	W-L RECORDS	RPI 51-100	RPI 101-150	RPI 150+				
7- 7	0- 1	0- 1	OVERALL	0- 1	0- 1	7- 3				
4- 2	0- 0	0- 0	HOME	0- 0	0- 0	4- 2				
3- 5	0- 1	0- 1	AWAY	0- 1	0- 1	3- 1				
0- 0	0- 0	0- 0	NEUTRAL	0- 0	0- 0	0- 0				
6- 5	0- 1	0- 1	NON-CONFERENCE	0- 1	0- 0	6- 2				
3- 2	0- 0	0- 0	HOME	0- 0	0- 0	3- 2				
3- 3	0- 1	0- 1	AWAY	0- 1	0- 0	3- 0				
0- 0	0- 0	0- 0	NEUTRAL	0- 0	0- 0	0- 0				
1- 2	0- 0	0- 0	CONFERENCE	0- 0	0- 1	1- 1				
1- 0	0- 0	0- 0	HOME	0- 0	0- 0	1- 0				
0- 2	0- 0	0- 0	AWAY	0- 0	0- 1	0- 1				
0- 0	0- 0	0- 0	NEUTRAL	0- 0	0- 0	0- 0				

RPI 1-25				RPI 26-50				RPI 51-100				RPI 101+ Team's RPI: 222			
RPI	S	Opponent	Score	RPI	S	Opponent	Score	RPI	S	Opponent	Score	RPI	S	Opponent	Score
19	A	Florida St.	41 75	42	A	Colorado	44 66	80	A	South Fla.	39 70	107	A	Liberty	76 85
												160	H	Norfolk St.	64 71
												176	A	North Ala.	65 76
												183	H	Bethune-Cookman	52 53
												296	H	Nicholls St.	72 55
												310	A	Jacksonville St.	55 40
												312	H	FIU	77 52
												318	H	NJIT	88 67
												321	A	Mercer	87 83
												335	H	USC Upstate	87 43
												351	A	Florida A&M	88 54
LAST 10 Division I															
318	H	NJIT	88 67	351	A	Florida A&M	88 54	312	H	FIU	77 52				
107	A	Liberty	76 85					183	H	Bethune-Cookman	52 53				
176	A	North Ala.	65 76					160	H	Norfolk St.	64 71				
321	A	Mercer	87 83					296	H	Nicholls St.	72 55				
310	A	Jacksonville St.	55 40												

Non-Div I Games: Thomas (GA) 94 36 Johnson (FL) 114 35

Jacksonville

Loss, Non-Conf, S Site, H Home A Away N Neutral

Average RPI Win:	270	WON-LOST	WINNING	LAST 10	STRENGTH OF	OPP. STRENGTH	TEAM	ADJ.	CONF.	ADJ CONF.
Average RPI Loss:	195	RECORD	PCT. RANK	GAMES	SCHEDULE	OF SCHEDULE	RPI	RPI	RPI	RPI
DIV. I ONLY	4- 10	275	2-8	296	311	310	310	20	20	
DIV. I NON-CONF.	2- 7	288	0-5	312	292	338	338	21	21	
TOTALS	RPI 1-25	RPI 26-50	W-L RECORDS	RPI 51-100	RPI 101-150	RPI 150+				
4- 10	0- 0	0- 0	OVERALL	0- 2	0- 2	4- 6				
3- 2	0- 0	0- 0	HOME	0- 0	0- 1	3- 1				
1- 6	0- 0	0- 0	AWAY	0- 2	0- 1	1- 3				
0- 2	0- 0	0- 0	NEUTRAL	0- 0	0- 0	0- 2				
2- 7	0- 0	0- 0	NON-CONFERENCE	0- 2	0- 1	2- 4				
2- 1	0- 0	0- 0	HOME	0- 0	0- 0	2- 1				
0- 4	0- 0	0- 0	AWAY	0- 2	0- 1	0- 1				
0- 2	0- 0	0- 0	NEUTRAL	0- 0	0- 0	0- 2				
2- 3	0- 0	0- 0	CONFERENCE	0- 0	0- 1	2- 2				
1- 1	0- 0	0- 0	HOME	0- 0	0- 1	1- 0				
1- 2	0- 0	0- 0	AWAY	0- 0	0- 0	1- 2				
0- 0	0- 0	0- 0	NEUTRAL	0- 0	0- 0	0- 0				

RPI 1-25				RPI 26-50				RPI 51-100				RPI 101+				Team's RPI: 310	
RPI	S	Opponent	Score	RPI	S	Opponent	Score	RPI	S	Opponent	Score	RPI	S	Opponent	Score		
								56	A	Vanderbilt	66	88	146	H	Austin Peay	57	63
								66	A	Troy	64	94	148	A	Auburn	53	62
													211	H	Murray St.	68	51
													217	N	Northern Ky.	63	66
													222	H	Jacksonville	40	55
													241	A	Eastern Ill.	52	55
													259	H	Lipscomb	65	63
													260	A	Eastern Ky.	43	33
													268	A	Morehead St.	48	67
													280	N	Oakland	55	61
													305	A	Alabama St.	63	68
													351	H	Florida A&M	72	67
LAST 10 Division I																	
		241	A	Eastern Ill.	52	55		148	A	Auburn	53	62					
		146	H	Austin Peay	57	63		222	H	Jacksonville	40	55					
		211	H	Murray St.	68	51		280	N	Oakland	55	61					
		260	A	Eastern Ky.	43	33		217	N	Northern Ky.	63	66					
		268	A	Morehead St.	48	67		305	A	Alabama St.	63	68					

Non-Div I Games: Clark Atlanta 75 46 Fort Valley St. 87 65

Jacksonville St.

Average RPI Win:	145	WON-LOST	WINNING	LAST 10	STRENGTH OF	OPP. STRENGTH	TEAM	ADJ.	CONF.	ADJ CONF.
Average RPI Loss:	85	RECORD	PCT. RANK	GAMES	SCHEDULE	OF SCHEDULE	RPI	RPI	RPI	RPI
DIV. I ONLY	11- 3	40	8-2	115	33	43	43	14	14	
DIV. I NON-CONF.	9- 2	39	6-1	127	13	37	37	13	13	
TOTALS	RPI 1-25	RPI 26-50	W-L RECORDS	RPI 51-100	RPI 101-150	RPI 150+				
11- 3	0- 1	0- 1	OVERALL	4- 0	3- 0	4- 1				
7- 1	0- 1	0- 0	HOME	2- 0	2- 0	3- 0				
3- 2	0- 0	0- 1	AWAY	1- 0	1- 0	1- 1				
1- 0	0- 0	0- 0	NEUTRAL	1- 0	0- 0	0- 0				
9- 2	0- 1	0- 1	NON-CONFERENCE	3- 0	2- 0	4- 0				
5- 1	0- 1	0- 0	HOME	1- 0	1- 0	3- 0				
3- 1	0- 0	0- 1	AWAY	1- 0	1- 0	1- 0				
1- 0	0- 0	0- 0	NEUTRAL	1- 0	0- 0	0- 0				
2- 1	0- 0	0- 0	CONFERENCE	1- 0	1- 0	0- 1				
2- 0	0- 0	0- 0	HOME	1- 0	1- 0	0- 0				
0- 1	0- 0	0- 0	AWAY	0- 0	0- 0	0- 1				
0- 0	0- 0	0- 0	NEUTRAL	0- 0	0- 0	0- 0				

RPI 1-25				RPI 26-50				Team's RPI: 43	RPI 51-100				RPI 101+			
RPI	S	Opponent	Score	RPI	S	Opponent	Score		RPI	S	Opponent	Score	RPI	S	Opponent	Score
22	H	Maryland	68 70	29	A	Virginia	49 55		57	H	St. John's (NY)	76 73	107	H	Liberty	76 53
									67	N	UCF	46 43	138	A	George Washington	69 50
									75	A	Villanova	56 52	144	H	William & Mary	84 70
									90	H	Elon	61 48	156	H	Robert Morris	59 32
													204	A	Towson	75 76
													235	A	Georgetown	66 59
													257	H	Delaware St.	83 64
													269	H	Longwood	93 53
LAST 10 Division I																
204	A	Towson	75 76	257	H	Delaware St.	83 64									
90	H	Elon	61 48	67	N	UCF	46 43									
144	H	William & Mary	84 70	29	A	Virginia	49 55									
156	H	Robert Morris	59 32	107	H	Liberty	76 53									
138	A	George Washington	69 50	235	A	Georgetown	66 59									

Non-Div I Games:

James Madison

Kansas

Through Games Of Jan. 16, 2020

Average RPI Win:	221	WON-LOST	WINNING	LAST 10	STRENGTH OF	OPP. STRENGTH	TEAM	ADJ.	CONF.	ADJ CONF.
Average RPI Loss:	29	RECORD	PCT. RANK	GAMES	SCHEDULE	OF SCHEDULE	RPI	RPI	RPI	RPI
DIV. I ONLY	11- 4	58	6-4	122	123	69	69	4	4	
DIV. I NON-CONF.	11- 0	1	6-0	289	230	56	56	4	4	
TOTALS	RPI 1-25	RPI 26-50	W-L RECORDS	RPI 51-100	RPI 101-150	RPI 150+				
11- 4	0- 1	0- 3	OVERALL	1- 0	1- 0	9- 0				
8- 2	0- 1	0- 1	HOME	0- 0	1- 0	7- 0				
2- 2	0- 0	0- 2	AWAY	1- 0	0- 0	1- 0				
1- 0	0- 0	0- 0	NEUTRAL	0- 0	0- 0	1- 0				
11- 0	0- 0	0- 0	NON-CONFERENCE	1- 0	1- 0	9- 0				
8- 0	0- 0	0- 0	HOME	0- 0	1- 0	7- 0				
2- 0	0- 0	0- 0	AWAY	1- 0	0- 0	1- 0				
1- 0	0- 0	0- 0	NEUTRAL	0- 0	0- 0	1- 0				
0- 4	0- 1	0- 3	CONFERENCE	0- 0	0- 0	0- 0				
0- 2	0- 1	0- 1	HOME	0- 0	0- 0	0- 0				
0- 2	0- 0	0- 2	AWAY	0- 0	0- 0	0- 0				
0- 0	0- 0	0- 0	NEUTRAL	0- 0	0- 0	0- 0				

RPI	S	Opponent	Score	RPI	S	Opponent	Score	RPI	S	Opponent	Score	RPI	S	Opponent	Score
14	H	Baylor	47 90	30	A	TCU	59 73	99	A	Saint Louis	68 60	142	H	Florida	76 66
				32	H	West Virginia	49 68					152	H	Saint Mary's (CA)	86 81
				40	A	Oklahoma St.	49 67					153	N	Wright St.	74 63
												189	A	Fla. Atlantic	90 60
												224	H	UMass Lowell	79 44
												258	H	Omaha	63 48
												275	H	Indiana St.	84 72
												293	H	Texas St.	68 48
												308	H	Wofford	83 64
												334	H	UIC	91 50
LAST 10 Division I															
14	H	Baylor	47 90	99	A	Saint Louis	68 60								
30	A	TCU	59 73	152	H	Saint Mary's (CA)	86 81								
32	H	West Virginia	49 68	142	H	Florida	76 66								
40	A	Oklahoma St.	49 67	189	A	Fla. Atlantic	90 60								
308	H	Wofford	83 64	153	N	Wright St.	74 63								

Non-Div I Games:

Kansas

Loss, Non-Conf, S Site, H Home A Away N Neutral

Average RPI Win:	273	WON-LOST	WINNING	LAST 10	STRENGTH OF	OPP. STRENGTH	TEAM	ADJ.	CONF.	ADJ CONF.
Average RPI Loss:	73	RECORD	PCT. RANK	GAMES	SCHEDULE	OF SCHEDULE	RPI	RPI	RPI	RPI
DIV. I ONLY	7- 7	173	4-6	90	201	158	158	4	4	
DIV. I NON-CONF.	6- 5	151	3-4	211	244	195	195	4	4	
TOTALS	RPI 1-25	RPI 26-50	W-L RECORDS	RPI 51-100	RPI 101-150	RPI 150+				
7- 7	0- 1	0- 3	OVERALL	0- 1	0- 1	7- 1				
5- 3	0- 0	0- 2	HOME	0- 0	0- 1	5- 0				
2- 2	0- 1	0- 1	AWAY	0- 0	0- 0	2- 0				
0- 2	0- 0	0- 0	NEUTRAL	0- 1	0- 0	0- 1				
6- 5	0- 1	0- 1	NON-CONFERENCE	0- 1	0- 1	6- 1				
5- 1	0- 0	0- 0	HOME	0- 0	0- 1	5- 0				
1- 2	0- 1	0- 1	AWAY	0- 0	0- 0	1- 0				
0- 2	0- 0	0- 0	NEUTRAL	0- 1	0- 0	0- 1				
1- 2	0- 0	0- 2	CONFERENCE	0- 0	0- 0	1- 0				
0- 2	0- 0	0- 2	HOME	0- 0	0- 0	0- 0				
1- 0	0- 0	0- 0	AWAY	0- 0	0- 0	1- 0				
0- 0	0- 0	0- 0	NEUTRAL	0- 0	0- 0	0- 0				

RPI 1-25				RPI 26-50				RPI 51-100				RPI 101+ Team's RPI: 158			
RPI	S	Opponent	Score	RPI	S	Opponent	Score	RPI	S	Opponent	Score	RPI	S	Opponent	Score
11	A	Oregon	51 89	32	H	West Virginia	63 74	95	N	Michigan St.	60 65	109	H	UT Arlington	53 57
				40	H	Oklahoma St.	63 70					181	N	Memphis	68 72
				46	A	Arkansas	72 81					190	A	Texas Tech	76 72
												228	H	Oral Roberts	109 69
												238	A	UMKC	74 67
												258	H	Omaha	73 48
												319	H	UTRGV	79 66
												334	H	UIC	84 40
												341	H	Incarnate Word	85 41
LAST 10 Division I															
				40	H	Oklahoma St.	63 70	238	A	UMKC	74 67				
				190	A	Texas Tech	76 72	46	A	Arkansas	72 81				
				32	H	West Virginia	63 74	341	H	Incarnate Word	85 41				
				319	H	UTRGV	79 66	95	N	Michigan St.	60 65				
				11	A	Oregon	51 89	181	N	Memphis	68 72				

Non-Div I Games:

Kansas St.

Average RPI Win:	259	WON-LOST	WINNING	LAST 10	STRENGTH OF	OPP. STRENGTH	TEAM	ADJ.	CONF.	ADJ CONF.
Average RPI Loss:	132	RECORD	PCT. RANK	GAMES	SCHEDULE	OF SCHEDULE	RPI	RPI	RPI	RPI
DIV. I ONLY	6- 7	202	4-6	322	89	243	243	16	16	
DIV. I NON-CONF.	5- 5	164	3-4	295	132	202	202	16	16	
TOTALS	RPI 1-25	RPI 26-50	W-L RECORDS	RPI 51-100	RPI 101-150	RPI 150+				
6- 7	0- 0	0- 1	OVERALL	0- 2	1- 2	5- 2				
2- 3	0- 0	0- 1	HOME	0- 1	1- 0	1- 1				
3- 4	0- 0	0- 0	AWAY	0- 1	0- 2	3- 1				
1- 0	0- 0	0- 0	NEUTRAL	0- 0	0- 0	1- 0				
5- 5	0- 0	0- 1	NON-CONFERENCE	0- 1	1- 2	4- 1				
2- 1	0- 0	0- 1	HOME	0- 0	1- 0	1- 0				
2- 4	0- 0	0- 0	AWAY	0- 1	0- 2	2- 1				
1- 0	0- 0	0- 0	NEUTRAL	0- 0	0- 0	1- 0				
1- 2	0- 0	0- 0	CONFERENCE	0- 1	0- 0	1- 1				
0- 2	0- 0	0- 0	HOME	0- 1	0- 0	0- 1				
1- 0	0- 0	0- 0	AWAY	0- 0	0- 0	1- 0				
0- 0	0- 0	0- 0	NEUTRAL	0- 0	0- 0	0- 0				

RPI S	Opponent	Score	RPI S	Opponent	Score	RPI S	Opponent	Score	RPI S	Opponent	Score	Team's RPI: 243
27	H Georgia Tech	47 63	71	A Georgia	65 80	114	A Duquesne	72 75				
			96	H North Florida	55 64	127	A Campbell	51 63				
						150	H Samford	60 55				
						221	A UNCW	58 56				
						226	H Stetson	61 67				
						259	A Lipscomb	74 66				
						265	A Navy	62 82				
						287	A Ga. Southern	95 69				
						314	N UMBC	59 44				
						321	H Mercer	92 64				
LAST 10 Division I												
259	A Lipscomb	74 66	314	N UMBC	59 44							
96	H North Florida	55 64	265	A Navy	62 82							
226	H Stetson	61 67	127	A Campbell	51 63							
114	A Duquesne	72 75	221	A UNCW	58 56							
27	H Georgia Tech	47 63	287	A Ga. Southern	95 69							

Non-Div I Games: Middle Ga. St. 88 49

Kennesaw St.

Average RPI Win:	209	WON-LOST	WINNING	LAST 10	STRENGTH OF	OPP. STRENGTH	TEAM	ADJ.	CONF.	ADJ CONF.
Average RPI Loss:	71	RECORD	PCT. RANK	GAMES	SCHEDULE	OF SCHEDULE	RPI	RPI	RPI	RPI
DIV. I ONLY	8- 6	136	5-5	129	102	116	116	10	10	
DIV. I NON-CONF.	6- 4	122	3-3	131	91	102	102	10	10	
TOTALS	RPI 1-25	RPI 26-50	W-L RECORDS	RPI 51-100	RPI 101-150	RPI 150+				
8- 6	0- 1	0- 1	OVERALL	0- 3	2- 0	6- 1				
3- 2	0- 0	0- 1	HOME	0- 0	1- 0	2- 1				
3- 2	0- 1	0- 0	AWAY	0- 1	1- 0	2- 0				
2- 2	0- 0	0- 0	NEUTRAL	0- 2	0- 0	2- 0				
6- 4	0- 1	0- 1	NON-CONFERENCE	0- 2	1- 0	5- 0				
2- 1	0- 0	0- 1	HOME	0- 0	0- 0	2- 0				
2- 1	0- 1	0- 0	AWAY	0- 0	1- 0	1- 0				
2- 2	0- 0	0- 0	NEUTRAL	0- 2	0- 0	2- 0				
2- 2	0- 0	0- 0	CONFERENCE	0- 1	1- 0	1- 1				
1- 1	0- 0	0- 0	HOME	0- 0	1- 0	0- 1				
1- 1	0- 0	0- 0	AWAY	0- 1	0- 0	1- 0				
0- 0	0- 0	0- 0	NEUTRAL	0- 0	0- 0	0- 0				

RPI 1-25				RPI 26-50				RPI 51-100				RPI 101+ Team's RPI: 116			
RPI	S	Opponent	Score	RPI	S	Opponent	Score	RPI	S	Opponent	Score	RPI	S	Opponent	Score
25	A	Purdue	64 77	35	H	Ohio St.	65 75	55	N	Michigan	53 88	114	A	Duquesne	77 75
								65	A	Ball St.	62 66	123	H	Western Mich.	75 63
								66	N	Troy	64 71	156	H	Robert Morris	82 81
												173	A	Youngstown St.	82 73
												178	H	Eastern Mich.	69 74
												220	A	Northern Ill.	79 71
												277	H	St. Bonaventure	81 58
												287	N	Ga. Southern	62 48
												324	N	Purdue Fort Wayne	75 67
LAST 10 Division I															
220	A	Northern Ill.	79 71	287	N	Ga. Southern	62 48	25	A	Purdue	64 77				
123	H	Western Mich.	75 63					277	H	St. Bonaventure	81 58				
178	H	Eastern Mich.	69 74					156	H	Robert Morris	82 81				
65	A	Ball St.	62 66					35	H	Ohio St.	65 75				
66	N	Troy	64 71												

Non-Div I Games: Hiram

92 36

Kent St.

Kentucky

Through Games Of Jan. 16, 2020

Average RPI Win:	141	WON-LOST	WINNING	LAST 10	STRENGTH OF	OPP. STRENGTH	TEAM	ADJ.	CONF.	ADJ CONF.
Average RPI Loss:	3	RECORD	PCT. RANK	GAMES	SCHEDULE	OF SCHEDULE	RPI	RPI	RPI	RPI
DIV. I ONLY	15- 2	12	8-2	35	37	16	16	5	5	
DIV. I NON-CONF.	11- 1	13	4-1	155	30	34	34	5	5	
TOTALS	RPI 1-25	RPI 26-50	W-L RECORDS	RPI 51-100	RPI 101-150	RPI 150+				
15- 2	1- 2	3- 0	OVERALL	2- 0	4- 0	5- 0				
10- 1	1- 1	1- 0	HOME	1- 0	2- 0	5- 0				
5- 1	0- 1	2- 0	AWAY	1- 0	2- 0	0- 0				
0- 0	0- 0	0- 0	NEUTRAL	0- 0	0- 0	0- 0				
11- 1	0- 1	3- 0	NON-CONFERENCE	0- 0	3- 0	5- 0				
8- 1	0- 1	1- 0	HOME	0- 0	2- 0	5- 0				
3- 0	0- 0	2- 0	AWAY	0- 0	1- 0	0- 0				
0- 0	0- 0	0- 0	NEUTRAL	0- 0	0- 0	0- 0				
4- 1	1- 1	0- 0	CONFERENCE	2- 0	1- 0	0- 0				
2- 0	1- 0	0- 0	HOME	1- 0	0- 0	0- 0				
2- 1	0- 1	0- 0	AWAY	1- 0	1- 0	0- 0				
0- 0	0- 0	0- 0	NEUTRAL	0- 0	0- 0	0- 0				

RPI	S	Opponent	Score	RPI	S	Opponent	Score	RPI	S	Opponent	Score	RPI	S	Opponent	Score
2	A	South Carolina	72 99	29	A	Virginia	50 47	68	H	Tennessee	80 76	111	A	California	63 61
3	H	Louisville	66 67	47	A	Middle Tenn.	67 52	70	A	Alabama	81 71	142	A	Florida	65 45
20	H	Texas A&M	76 54	48	H	Charlotte	86 39					146	H	Austin Peay	81 52
												150	H	Samford	79 49
												208	H	Mt. St. Mary's	67 44
												226	H	Stetson	67 48
												248	H	Winthrop	91 36
												268	H	Morehead St.	79 54
												327	H	Grambling	81 35
LAST 10 Division I															
20	H	Texas A&M	76 54	111	A	California	63 61								
142	A	Florida	65 45	3	H	Louisville	66 67								
70	A	Alabama	81 71	248	H	Winthrop	91 36								
68	H	Tennessee	80 76	150	H	Samford	79 49								
2	A	South Carolina	72 99	48	H	Charlotte	86 39								

Non-Div I Games:

Kentucky

■ Loss,
 ■ Non-Conf, S Site,
 ■ Home
 ■ Away
 N Neutral

Average RPI Win: 333		WON-LOST	WINNING	LAST 10	STRENGTH OF	OPP. STRENGTH	TEAM	ADJ.	CONF.	ADJ CONF.
Average RPI Loss: 238		RECORD	PCT. RANK	GAMES	SCHEDULE	OF SCHEDULE	RPI	RPI	RPI	RPI
DIV. I ONLY		3- 12	308	3-7	317	351	347	347	29	29
DIV. I NON-CONF.		1- 10	329	1-5	279	348	343	343	30	30
TOTALS		RPI 1-25	RPI 26-50	W-L RECORDS		RPI 51-100	RPI 101-150	RPI 150+		
3- 12	0- 0		0- 0	OVERALL		0- 0	0- 1	3- 11		
3- 6	0- 0		0- 0	HOME		0- 0	0- 1	3- 5		
0- 6	0- 0		0- 0	AWAY		0- 0	0- 0	0- 6		
0- 0	0- 0		0- 0	NEUTRAL		0- 0	0- 0	0- 0		
1- 10	0- 0		0- 0	NON-CONFERENCE		0- 0	0- 1	1- 9		
1- 6	0- 0		0- 0	HOME		0- 0	0- 1	1- 5		
0- 4	0- 0		0- 0	AWAY		0- 0	0- 0	0- 4		
0- 0	0- 0		0- 0	NEUTRAL		0- 0	0- 0	0- 0		
2- 2	0- 0		0- 0	CONFERENCE		0- 0	0- 0	2- 2		
2- 0	0- 0		0- 0	HOME		0- 0	0- 0	2- 0		
0- 2	0- 0		0- 0	AWAY		0- 0	0- 0	0- 2		
0- 0	0- 0		0- 0	NEUTRAL		0- 0	0- 0	0- 0		

RPI 1-25				RPI 26-50				RPI 51-100				RPI 101+ Team's RPI: 347			
RPI	S	Opponent	Score	RPI	S	Opponent	Score	RPI	S	Opponent	Score	RPI	S	Opponent	Score
												105	H	Stony Brook	49 80
												166	A	Rhode Island	56 79
												187	H	Cleveland St.	49 79
												208	A	Mt. St. Mary's	57 75
												224	A	UMass Lowell	56 65
												247	A	Lafayette	60 65
												249	A	Army West Point	60 67
												252	H	Vermont	62 73
												262	H	Fairfield	51 53
												295	A	St. Francis Brooklyn	63 88
												320	H	Hofstra	85 46
												322	H	N.C. Central	59 61
												336	H	Fairleigh Dickinson	68 63
												338	H	Saint Peter's	74 89
												342	H	Central Conn. St.	63 61
LAST 10 Division I															
				342	H	Central Conn. St.	63 61	252	H	Vermont	62 73				
				336	H	Fairleigh Dickinson	68 63	224	A	UMass Lowell	56 65				
				295	A	St. Francis Brooklyn	63 88	249	A	Army West Point	60 67				
				208	A	Mt. St. Mary's	57 75	320	H	Hofstra	85 46				
				322	H	N.C. Central	59 61	105	H	Stony Brook	49 80				

Non-Div I Games:

LIU Brooklyn

Loss, Non-Conf, S Site, H Home A Away N Neutral

Average RPI Win:	204	WON-LOST	WINNING	LAST 10	STRENGTH OF	OPP. STRENGTH	TEAM	ADJ.	CONF.	ADJ CONF.
Average RPI Loss:	144	RECORD	PCT. RANK	GAMES	SCHEDULE	OF SCHEDULE	RPI	RPI	RPI	RPI
DIV. I ONLY	5- 13	284	3-7	188	114	271	271	11	11	
DIV. I NON-CONF.	3- 9	279	1-3	196	163	276	276	11	11	
TOTALS	RPI 1-25	RPI 26-50	W-L RECORDS	RPI 51-100	RPI 101-150	RPI 150+				
5- 13	0- 1	0- 1	OVERALL	0- 3	1- 1	4- 7				
3- 6	0- 0	0- 1	HOME	0- 1	1- 0	2- 4				
2- 5	0- 1	0- 0	AWAY	0- 1	0- 0	2- 3				
0- 2	0- 0	0- 0	NEUTRAL	0- 1	0- 1	0- 0				
3- 9	0- 1	0- 1	NON-CONFERENCE	0- 1	0- 1	3- 5				
1- 4	0- 0	0- 1	HOME	0- 0	0- 0	1- 3				
2- 3	0- 1	0- 0	AWAY	0- 0	0- 0	2- 2				
0- 2	0- 0	0- 0	NEUTRAL	0- 1	0- 1	0- 0				
2- 4	0- 0	0- 0	CONFERENCE	0- 2	1- 0	1- 2				
2- 2	0- 0	0- 0	HOME	0- 1	1- 0	1- 1				
0- 2	0- 0	0- 0	AWAY	0- 1	0- 0	0- 1				
0- 0	0- 0	0- 0	NEUTRAL	0- 0	0- 0	0- 0				

RPI	S	Opponent	Score	RPI	S	Opponent	Score	RPI	S	Opponent	Score	RPI	S	Opponent	Score	Team's RPI: 271
6	A	UCLA	52 74	50	H	Yale	65 81	65	N	Ball St.	72 77	102	N	Providence	45 48	
								73	H	BYU	44 59	141	H	Santa Clara	75 59	
								82	A	Pacific	67 76	152	A	Saint Mary's (CA)	70 86	
												168	H	San Diego	59 67	
												170	A	New Mexico	73 72	
												194	H	Hawaii	65 51	
												209	H	Cal St. Fullerton	74 79	
												216	A	Tulsa	56 75	
												231	H	San Francisco	76 69	
												234	H	CSUN	54 56	
												235	H	Georgetown	53 64	
												281	A	UC Irvine	65 80	
												285	A	Long Beach St.	70 57	
LAST 10 Division I																
141	H	Santa Clara	75 59	73	H	BYU	44 59									
231	H	San Francisco	76 69	102	N	Providence	45 48									
152	A	Saint Mary's (CA)	70 86	170	A	New Mexico	73 72									
82	A	Pacific	67 76	65	N	Ball St.	72 77									
168	H	San Diego	59 67	234	H	CSUN	54 56									

Non-Div I Games: Cal St. San B'dino 94 46

LMU (CA)

■ Loss,
 ■ Non-Conf, S Site,
 ■ Home
 ■ Away
 N Neutral

Average RPI Win:	157	WON-LOST	WINNING	LAST 10	STRENGTH OF	OPP. STRENGTH	TEAM	ADJ.	CONF.	ADJ CONF.
Average RPI Loss:	53	RECORD	PCT. RANK	GAMES	SCHEDULE	OF SCHEDULE	RPI	RPI	RPI	RPI
DIV. I ONLY	13- 4	46	7-3	75	25	33	33	5	5	
DIV. I NON-CONF.	10- 2	30	4-1	111	53	36	36	5	5	
TOTALS	RPI 1-25	RPI 26-50	W-L RECORDS	RPI 51-100	RPI 101-150	RPI 150+				
13- 4	1- 3	2- 0	OVERALL	2- 0	2- 0	6- 1				
7- 1	0- 1	1- 0	HOME	1- 0	1- 0	4- 0				
4- 3	1- 2	1- 0	AWAY	0- 0	1- 0	1- 1				
2- 0	0- 0	0- 0	NEUTRAL	1- 0	0- 0	1- 0				
10- 2	0- 2	2- 0	NON-CONFERENCE	1- 0	2- 0	5- 0				
5- 1	0- 1	1- 0	HOME	0- 0	1- 0	3- 0				
3- 1	0- 1	1- 0	AWAY	0- 0	1- 0	1- 0				
2- 0	0- 0	0- 0	NEUTRAL	1- 0	0- 0	1- 0				
3- 2	1- 1	0- 0	CONFERENCE	1- 0	0- 0	1- 1				
2- 0	0- 0	0- 0	HOME	1- 0	0- 0	1- 0				
1- 2	1- 1	0- 0	AWAY	0- 0	0- 0	0- 1				
0- 0	0- 0	0- 0	NEUTRAL	0- 0	0- 0	0- 0				

RPI	S	Opponent	Score	RPI	S	Opponent	Score	Team's RPI: 33	RPI	S	Opponent	Score	RPI	S	Opponent	Score
15	A	Mississippi St.	60 64	26	H	Rutgers	64 58		70	H	Alabama	71 60	113	H	New Orleans	83 49
19	H	Florida St.	62 70	38	A	FGCU	74 63		95	N	Michigan St.	58 56	133	A	Tulane	59 54
20	A	Texas A&M	57 54										154	A	Missouri	65 69
24	A	Oklahoma	68 90										181	N	Memphis	89 58
													207	A	Little Rock	65 50
													254	H	Ole Miss	52 44
													261	H	Southeastern La.	62 52
													296	H	Nicholls St.	63 32
													351	H	Florida A&M	73 45
LAST 10 Division I																
15	A	Mississippi St.	60 64	351	H	Florida A&M	73 45									
254	H	Ole Miss	52 44	38	A	FGCU	74 63									
20	A	Texas A&M	57 54	24	A	Oklahoma	68 90									
154	A	Missouri	65 69	296	H	Nicholls St.	63 32									
70	H	Alabama	71 60	181	N	Memphis	89 58									

Non-Div I Games:

LSU

■ Loss,
 ■ Non-Conf,
 ■ S Site,
 ■ Home
 ■ A Away
 N Neutral

Average RPI Win:	231	WON-LOST	WINNING	LAST 10	STRENGTH OF	OPP. STRENGTH	TEAM	ADJ.	CONF.	ADJ CONF.
Average RPI Loss:	114	RECORD	PCT. RANK	GAMES	SCHEDULE	OF SCHEDULE	RPI	RPI	RPI	RPI
DIV. I ONLY	6- 11	250	0-10	99	228	198	198	12	12	
DIV. I NON-CONF.	6- 7	182	0-6	154	259	178	178	12	12	
TOTALS	RPI 1-25	RPI 26-50	W-L RECORDS	RPI 51-100	RPI 101-150	RPI 150+				
6- 11	0- 0	0- 0	OVERALL	0- 6	1- 3	5- 2				
2- 6	0- 0	0- 0	HOME	0- 4	1- 1	1- 1				
3- 5	0- 0	0- 0	AWAY	0- 2	0- 2	3- 1				
1- 0	0- 0	0- 0	NEUTRAL	0- 0	0- 0	1- 0				
6- 7	0- 0	0- 0	NON-CONFERENCE	0- 4	1- 1	5- 2				
2- 4	0- 0	0- 0	HOME	0- 2	1- 1	1- 1				
3- 3	0- 0	0- 0	AWAY	0- 2	0- 0	3- 1				
1- 0	0- 0	0- 0	NEUTRAL	0- 0	0- 0	1- 0				
0- 4	0- 0	0- 0	CONFERENCE	0- 2	0- 2	0- 0				
0- 2	0- 0	0- 0	HOME	0- 2	0- 0	0- 0				
0- 2	0- 0	0- 0	AWAY	0- 0	0- 2	0- 0				
0- 0	0- 0	0- 0	NEUTRAL	0- 0	0- 0	0- 0				

RPI 1-25				RPI 26-50				RPI 51-100				RPI 101+				Team's RPI: 198	
RPI	S	Opponent	Score	RPI	S	Opponent	Score	RPI	S	Opponent	Score	RPI	S	Opponent	Score		
								52	H	Temple	69	72	114	A	Duquesne	56	82
								75	H	Villanova	69	77	117	A	Massachusetts	62	76
								78	A	Drexel	31	69	119	H	Penn	49	65
								85	A	Rider	43	70	145	H	Harvard	75	69
								98	H	Dayton	58	98	156	H	Robert Morris	68	71
								99	H	Saint Louis	61	77	160	A	Norfolk St.	55	52
													206	A	Penn St.	69	67
													219	A	Howard	78	62
													265	A	Navy	46	61
													314	N	UMBC	74	58
													343	H	Coppin St.	79	46
LAST 10 Division I																	
				117	A	Massachusetts	62	76		75	H	Villanova	69	77			
				114	A	Duquesne	56	82		78	A	Drexel	31	69			
				99	H	Saint Louis	61	77		85	A	Rider	43	70			
				98	H	Dayton	58	98		119	H	Penn	49	65			
				52	H	Temple	69	72		265	A	Navy	46	61			

Non-Div I Games:

La Salle

■ Loss,
■ Non-Conf,
■ S Site,
■ H Home
■ A Away
N Neutral

Average RPI Win:	329	WON-LOST	WINNING	LAST 10	STRENGTH OF	OPP. STRENGTH	TEAM	ADJ.	CONF.	ADJ CONF.
Average RPI Loss:	242	RECORD	PCT. RANK	GAMES	SCHEDULE	OF SCHEDULE	RPI	RPI	RPI	RPI
DIV. I ONLY	3- 13	314	2-8	343	339	348	348	22	22	
DIV. I NON-CONF.	2- 9	304	1-4	345	342	349	349	22	22	
TOTALS	RPI 1-25	RPI 26-50	W-L RECORDS	RPI 51-100	RPI 101-150	RPI 150+				
3- 13	0- 0	0- 0	OVERALL	0- 1	0- 0	3- 12				
2- 4	0- 0	0- 0	HOME	0- 1	0- 0	2- 3				
1- 9	0- 0	0- 0	AWAY	0- 0	0- 0	1- 9				
0- 0	0- 0	0- 0	NEUTRAL	0- 0	0- 0	0- 0				
2- 9	0- 0	0- 0	NON-CONFERENCE	0- 0	0- 0	2- 9				
2- 3	0- 0	0- 0	HOME	0- 0	0- 0	2- 3				
0- 6	0- 0	0- 0	AWAY	0- 0	0- 0	0- 6				
0- 0	0- 0	0- 0	NEUTRAL	0- 0	0- 0	0- 0				
1- 4	0- 0	0- 0	CONFERENCE	0- 1	0- 0	1- 3				
0- 1	0- 0	0- 0	HOME	0- 1	0- 0	0- 0				
1- 3	0- 0	0- 0	AWAY	0- 0	0- 0	1- 3				
0- 0	0- 0	0- 0	NEUTRAL	0- 0	0- 0	0- 0				

RPI 1-25				RPI 26-50				RPI 51-100				RPI 101+ Team's RPI: 348					
RPI	S	Opponent	Score	RPI	S	Opponent	Score	RPI	S	Opponent	Score	RPI	S	Opponent	Score		
								66	H	Troy	65	72	159	A	Tennessee Tech	68	75
													175	H	Southern Miss.	42	57
													190	A	Texas Tech	38	83
													254	A	Ole Miss	42	66
													255	A	South Alabama	63	72
													261	H	Southeastern La.	52	65
													266	A	North Texas	51	63
													287	A	Ga. Southern	47	64
													293	A	Texas St.	58	55
													296	A	Nicholls St.	59	74
													300	H	Houston Baptist	65	72
													317	A	McNeese	69	72
													323	A	Georgia St.	52	68
													344	H	Northwestern St.	63	54
													350	H	Mississippi Val.	74	66
LAST 10 Division I																	
				293	A	Texas St.	58	55					350	H	Mississippi Val.	74	66
				255	A	South Alabama	63	72					190	A	Texas Tech	38	83
				66	H	Troy	65	72					266	A	North Texas	51	63
				323	A	Georgia St.	52	68					296	A	Nicholls St.	59	74
				287	A	Ga. Southern	47	64					300	H	Houston Baptist	65	72

Non-Div I Games:

La.-Monroe

■ Loss,
 ■ Non-Conf,
 ■ S Site,
 ■ H Home
 ■ A Away
 N Neutral

Average RPI Win:	284	WON-LOST	WINNING	LAST 10	STRENGTH OF	OPP. STRENGTH	TEAM	ADJ.	CONF.	ADJ CONF.
Average RPI Loss:	148	RECORD	PCT. RANK	GAMES	SCHEDULE	OF SCHEDULE	RPI	RPI	RPI	RPI
DIV. I ONLY	6- 9	223	4-6	216	321	247	247	15	15	
DIV. I NON-CONF.	4- 6	212	2-3	287	338	295	295	15	15	
TOTALS	RPI 1-25	RPI 26-50	W-L RECORDS	RPI 51-100	RPI 101-150	RPI 150+				
6- 9	0- 0	0- 0	OVERALL	0- 3	0- 3	6- 3				
5- 2	0- 0	0- 0	HOME	0- 0	0- 1	5- 1				
1- 7	0- 0	0- 0	AWAY	0- 3	0- 2	1- 2				
0- 0	0- 0	0- 0	NEUTRAL	0- 0	0- 0	0- 0				
4- 6	0- 0	0- 0	NON-CONFERENCE	0- 2	0- 1	4- 3				
3- 2	0- 0	0- 0	HOME	0- 0	0- 1	3- 1				
1- 4	0- 0	0- 0	AWAY	0- 2	0- 0	1- 2				
0- 0	0- 0	0- 0	NEUTRAL	0- 0	0- 0	0- 0				
2- 3	0- 0	0- 0	CONFERENCE	0- 1	0- 2	2- 0				
2- 0	0- 0	0- 0	HOME	0- 0	0- 0	2- 0				
0- 3	0- 0	0- 0	AWAY	0- 1	0- 2	0- 0				
0- 0	0- 0	0- 0	NEUTRAL	0- 0	0- 0	0- 0				

RPI S	Opponent	Score	RPI S	Opponent	Score	RPI S	Opponent	Score	RPI S	Opponent	Score	Team's RPI: 247
						57	A St. John's (NY)	44 76	106	A Colgate	52 73	
						60	A Seton Hall	50 74	114	H Duquesne	65 73	
						64	A Bucknell	36 50	139	A Holy Cross	56 57	
									193	H Boston U.	59 57	
									196	A Binghamton	64 74	
									215	H Manhattan	60 53	
									278	A Monmouth	44 52	
									286	H Loyola Maryland	55 52	
									314	H UMBC	58 65	
									325	A Albany (NY)	54 47	
									336	H Fairleigh Dickinson	61 29	
									347	H LIU Brooklyn	65 60	
LAST 10 Division I												
			106	A Colgate	52 73		314	H UMBC	58 65			
			286	H Loyola Maryland	55 52		60	A Seton Hall	50 74			
			139	A Holy Cross	56 57		278	A Monmouth	44 52			
			64	A Bucknell	36 50		215	H Manhattan	60 53			
			193	H Boston U.	59 57		325	A Albany (NY)	54 47			

Non-Div I Games:

Lafayette

■ Loss,
 ■ Non-Conf,
 ■ S Site,
 ■ H Home
 ■ A Away
 N Neutral

Average RPI Win:	270	WON-LOST	WINNING	LAST 10	STRENGTH OF	OPP. STRENGTH	TEAM	ADJ.	CONF.	ADJ CONF.
Average RPI Loss:	112	RECORD	PCT. RANK	GAMES	SCHEDULE	OF SCHEDULE	RPI	RPI	RPI	RPI
DIV. I ONLY	6- 8	212	6-4	163	226	191	191	25	25	
DIV. I NON-CONF.	2- 5	259	2-1	35	145	160	160	23	23	
TOTALS	RPI 1-25	RPI 26-50	W-L RECORDS	RPI 51-100	RPI 101-150	RPI 150+				
6- 8	0- 2	0- 1	OVERALL	0- 0	1- 4	5- 1				
3- 2	0- 0	0- 0	HOME	0- 0	0- 2	3- 0				
2- 6	0- 2	0- 1	AWAY	0- 0	0- 2	2- 1				
1- 0	0- 0	0- 0	NEUTRAL	0- 0	1- 0	0- 0				
2- 5	0- 2	0- 1	NON-CONFERENCE	0- 0	1- 1	1- 1				
1- 1	0- 0	0- 0	HOME	0- 0	0- 1	1- 0				
0- 4	0- 2	0- 1	AWAY	0- 0	0- 0	0- 1				
1- 0	0- 0	0- 0	NEUTRAL	0- 0	1- 0	0- 0				
4- 3	0- 0	0- 0	CONFERENCE	0- 0	0- 3	4- 0				
2- 1	0- 0	0- 0	HOME	0- 0	0- 1	2- 0				
2- 2	0- 0	0- 0	AWAY	0- 0	0- 2	2- 0				
0- 0	0- 0	0- 0	NEUTRAL	0- 0	0- 0	0- 0				

RPI 1-25				RPI 26-50				RPI 51-100				RPI 101+ Team's RPI: 191			
RPI	S	Opponent	Score	RPI	S	Opponent	Score	RPI	S	Opponent	Score	RPI	S	Opponent	Score
14	A	Baylor	28 90	40	A	Oklahoma St.	53 74					113	H	New Orleans	57 62
17	A	NC State	40 81									118	A	Abilene Christian	72 78
												126	N	Idaho	47 44
												131	H	Louisiana	63 74
												132	A	Sam Houston St.	47 68
												261	A	Southeastern La.	65 57
												294	H	Denver	71 59
												296	A	Nicholls St.	84 78
												300	H	Houston Baptist	60 53
												331	A	Cal Poly	56 57
												344	H	Northwestern St.	61 58
LAST 10 Division I															
132	A	Sam Houston St.	47 68	344	H	Northwestern St.	61 58								
300	H	Houston Baptist	60 53	261	A	Southeastern La.	65 57								
296	A	Nicholls St.	84 78	294	H	Denver	71 59								
118	A	Abilene Christian	72 78	331	A	Cal Poly	56 57								
113	H	New Orleans	57 62	126	N	Idaho	47 44								

Non-Div I Games: Howard Payne 96 36 LeTourneau 90 38

Lamar University

Loss, Non-Conf, S Site, H Home A Away N Neutral

Average RPI Win:	227	WON-LOST	WINNING	LAST 10	STRENGTH OF	OPP. STRENGTH	TEAM	ADJ.	CONF.	ADJ CONF.
Average RPI Loss:	85	RECORD	PCT. RANK	GAMES	SCHEDULE	OF SCHEDULE	RPI	RPI	RPI	RPI
DIV. I ONLY	12- 3	35	7-3	278	150	86	86	15	15	
DIV. I NON-CONF.	7- 3	80	2-3	219	188	94	94	15	15	
TOTALS	RPI 1-25	RPI 26-50	W-L RECORDS	RPI 51-100	RPI 101-150	RPI 150+				
12- 3	0- 0	0- 0	OVERALL	1- 2	1- 1	10- 0				
5- 0	0- 0	0- 0	HOME	1- 0	1- 0	3- 0				
7- 1	0- 0	0- 0	AWAY	0- 1	0- 0	7- 0				
0- 2	0- 0	0- 0	NEUTRAL	0- 1	0- 1	0- 0				
7- 3	0- 0	0- 0	NON-CONFERENCE	1- 2	1- 1	5- 0				
3- 0	0- 0	0- 0	HOME	1- 0	1- 0	1- 0				
4- 1	0- 0	0- 0	AWAY	0- 1	0- 0	4- 0				
0- 2	0- 0	0- 0	NEUTRAL	0- 1	0- 1	0- 0				
5- 0	0- 0	0- 0	CONFERENCE	0- 0	0- 0	5- 0				
2- 0	0- 0	0- 0	HOME	0- 0	0- 0	2- 0				
3- 0	0- 0	0- 0	AWAY	0- 0	0- 0	3- 0				
0- 0	0- 0	0- 0	NEUTRAL	0- 0	0- 0	0- 0				

RPI 1-25				RPI 26-50				RPI 51-100				Team's RPI: 86	RPI 101+			
RPI	S	Opponent	Score	RPI	S	Opponent	Score	RPI	S	Opponent	Score		RPI	S	Opponent	Score
								60	H	Seton Hall	75 68		128	N	Fordham	57 59
								62	A	Minnesota	49 77		138	H	George Washington	59 53
								65	N	Ball St.	52 54		179	A	Merrimack	72 68
													193	H	Boston U.	51 34
													195	A	American	64 63
													208	A	Mt. St. Mary's	66 65
													257	A	Delaware St.	68 38
													265	A	Navy	60 53
													265	H	Navy	70 40
													286	A	Loyola Maryland	55 53
													338	A	Saint Peter's	80 71
													342	H	Central Conn. St.	70 51
LAST 10 Division I																
				265	A	Navy	60 53						338	A	Saint Peter's	80 71
				195	A	American	64 63						62	A	Minnesota	49 77
				193	H	Boston U.	51 34						208	A	Mt. St. Mary's	66 65
				286	A	Loyola Maryland	55 53						128	N	Fordham	57 59
				265	H	Navy	70 40						65	N	Ball St.	52 54

Non-Div I Games: Bloomsburg 91 43

Lehigh

■ Loss,
 ■ Non-Conf,
 ■ S Site,
 ■ H Home
 ■ A Away
 N Neutral

Liberty

Through Games Of Jan. 16, 2020

Average RPI Win:	208	WON-LOST	WINNING	LAST 10	STRENGTH OF	OPP. STRENGTH	TEAM	ADJ.	CONF.	ADJ CONF.
Average RPI Loss:	103	RECORD	PCT. RANK	GAMES	SCHEDULE	OF SCHEDULE	RPI	RPI	RPI	RPI
DIV. I ONLY	9- 8	165	7-3	67	193	107	107	16	16	
DIV. I NON-CONF.	7- 6	161	5-1	88	131	101	101	16	16	
TOTALS	RPI 1-25	RPI 26-50	W-L RECORDS	RPI 51-100	RPI 101-150	RPI 150+				
9- 8	0- 1	0- 3	OVERALL	0- 0	1- 1	8- 3				
2- 4	0- 0	0- 0	HOME	0- 0	0- 1	2- 3				
5- 3	0- 0	0- 3	AWAY	0- 0	0- 0	5- 0				
2- 1	0- 1	0- 0	NEUTRAL	0- 0	1- 0	1- 0				
7- 6	0- 1	0- 2	NON-CONFERENCE	0- 0	1- 1	6- 2				
1- 3	0- 0	0- 0	HOME	0- 0	0- 1	1- 2				
4- 2	0- 0	0- 2	AWAY	0- 0	0- 0	4- 0				
2- 1	0- 1	0- 0	NEUTRAL	0- 0	1- 0	1- 0				
2- 2	0- 0	0- 1	CONFERENCE	0- 0	0- 0	2- 1				
1- 1	0- 0	0- 0	HOME	0- 0	0- 0	1- 1				
1- 1	0- 0	0- 1	AWAY	0- 0	0- 0	1- 0				
0- 0	0- 0	0- 0	NEUTRAL	0- 0	0- 0	0- 0				

RPI 1-25				RPI 26-50				RPI 51-100				RPI 101+ Team's RPI: 107			
RPI	S	Opponent	Score	RPI	S	Opponent	Score	RPI	S	Opponent	Score	RPI	S	Opponent	Score
5	N	Oregon St.	55 68	36	A	Virginia Tech	69 73					101	H	UNC Greensboro	53 58
				38	A	FGCU	57 64					115	N	Bradley	75 63
				43	A	James Madison	53 76					160	A	Norfolk St.	67 48
												173	A	Hampton	83 59
												176	H	North Ala.	71 76
												182	N	Miami (OH)	65 53
												210	H	ETSU	62 63
												213	H	Chattanooga	54 71
												218	A	Saint Francis (PA)	71 52
												222	H	Jacksonville	85 76
												238	A	UMKC	68 44
												250	H	East Carolina	81 66
												318	A	NJIT	67 53
LAST 10 Division I															
				176	H	North Ala.	71 76			115	N	Bradley	75 63		
				222	H	Jacksonville	85 76			218	A	Saint Francis (PA)	71 52		
				38	A	FGCU	57 64			173	A	Hampton	83 59		
				318	A	NJIT	67 53			250	H	East Carolina	81 66		
				238	A	UMKC	68 44			5	N	Oregon St.	55 68		

Non-Div I Games:

Liberty

Loss, Non-Conf, S Site, H Home A Away N Neutral

Average RPI Win:	258	WON-LOST	WINNING	LAST 10	STRENGTH OF	OPP. STRENGTH	TEAM	ADJ.	CONF.	ADJ CONF.
Average RPI Loss:	142	RECORD	PCT. RANK	GAMES	SCHEDULE	OF SCHEDULE	RPI	RPI	RPI	RPI
DIV. I ONLY	3- 13	314	2-8	95	303	259	259	16	16	
DIV. I NON-CONF.	2- 10	313	1-5	125	288	292	292	16	16	
TOTALS	RPI 1-25	RPI 26-50	W-L RECORDS	RPI 51-100	RPI 101-150	RPI 150+				
3- 13	0- 0	0- 2	OVERALL	0- 5	0- 0	3- 6				
1- 5	0- 0	0- 0	HOME	0- 1	0- 0	1- 4				
2- 6	0- 0	0- 2	AWAY	0- 2	0- 0	2- 2				
0- 2	0- 0	0- 0	NEUTRAL	0- 2	0- 0	0- 0				
2- 10	0- 0	0- 1	NON-CONFERENCE	0- 5	0- 0	2- 4				
1- 3	0- 0	0- 0	HOME	0- 1	0- 0	1- 2				
1- 5	0- 0	0- 1	AWAY	0- 2	0- 0	1- 2				
0- 2	0- 0	0- 0	NEUTRAL	0- 2	0- 0	0- 0				
1- 3	0- 0	0- 1	CONFERENCE	0- 0	0- 0	1- 2				
0- 2	0- 0	0- 0	HOME	0- 0	0- 0	0- 2				
1- 1	0- 0	0- 1	AWAY	0- 0	0- 0	1- 0				
0- 0	0- 0	0- 0	NEUTRAL	0- 0	0- 0	0- 0				

RPI 1-25				RPI 26-50				RPI 51-100				RPI 101+				Team's RPI: 259	
RPI	S	Opponent	Score	RPI	S	Opponent	Score	RPI	S	Opponent	Score	RPI	S	Opponent	Score		
				38	A	FGCU	56 82	74	A	UT Martin	67 83	159	A	Tennessee Tech	58 78		
				47	A	Middle Tenn.	49 70	77	N	Marist	63 74	176	H	North Ala.	72 84		
								83	H	Belmont	68 69	211	H	Murray St.	57 67		
								85	N	Rider	76 81	217	H	Northern Ky.	71 69		
								98	A	Dayton	60 82	226	A	Stetson	65 59		
												241	H	Eastern Ill.	56 66		
												243	H	Kennesaw St.	66 74		
												310	A	Jacksonville St.	63 65		
												332	A	Tennessee St.	74 64		
LAST 10 Division I																	
				243	H	Kennesaw St.	66 74	74	A	UT Martin	67 83						
				176	H	North Ala.	72 84	83	H	Belmont	68 69						
				226	A	Stetson	65 59	332	A	Tennessee St.	74 64						
				38	A	FGCU	56 82	47	A	Middle Tenn.	49 70						
				159	A	Tennessee Tech	58 78	241	H	Eastern Ill.	56 66						

Non-Div I Games: Queens (NC) 86 45

Lipscomb

■ Loss,
 ■ Non-Conf,
 ■ S Site,
 ■ H Home
 ■ A Away
 N Neutral

Little Rock

Through Games Of Jan. 16, 2020

Average RPI Win:	272	WON-LOST	WINNING	LAST 10	STRENGTH OF	OPP. STRENGTH	TEAM	ADJ.	CONF.	ADJ CONF.
Average RPI Loss:	102	RECORD	PCT. RANK	GAMES	SCHEDULE	OF SCHEDULE	RPI	RPI	RPI	RPI
DIV. I ONLY	5- 11	261	4-6	72	160	207	207	22	22	
DIV. I NON-CONF.	2- 9	304	1-4	42	85	228	228	22	22	
TOTALS	RPI 1-25	RPI 26-50	W-L RECORDS	RPI 51-100	RPI 101-150	RPI 150+				
5- 11	0- 2	0- 3	OVERALL	0- 0	0- 3	5- 3				
4- 4	0- 0	0- 1	HOME	0- 0	0- 1	4- 2				
1- 7	0- 2	0- 2	AWAY	0- 0	0- 2	1- 1				
0- 0	0- 0	0- 0	NEUTRAL	0- 0	0- 0	0- 0				
2- 9	0- 2	0- 3	NON-CONFERENCE	0- 0	0- 1	2- 3				
2- 3	0- 0	0- 1	HOME	0- 0	0- 0	2- 2				
0- 6	0- 2	0- 2	AWAY	0- 0	0- 1	0- 1				
0- 0	0- 0	0- 0	NEUTRAL	0- 0	0- 0	0- 0				
3- 2	0- 0	0- 0	CONFERENCE	0- 0	0- 2	3- 0				
2- 1	0- 0	0- 0	HOME	0- 0	0- 1	2- 0				
1- 1	0- 0	0- 0	AWAY	0- 0	0- 1	1- 0				
0- 0	0- 0	0- 0	NEUTRAL	0- 0	0- 0	0- 0				

RPI S	Opponent	Score	RPI S	Opponent	Score	RPI S	Opponent	Score	RPI S	Opponent	Score	Team's RPI: 207
15	A Mississippi St.	50 89	33	H LSU	50 65				104	H Coastal Caro.	48 68	
20	A Texas A&M	35 78	45	A Western Ky.	58 77				109	A UT Arlington	58 65	
			46	A Arkansas	53 86				136	A Rice	40 66	
									181	H Memphis	50 68	
									189	A Fla. Atlantic	72 79	
									216	H Tulsa	63 51	
									239	H Louisiana Tech	38 43	
									240	H Central Ark.	63 48	
									287	H Ga. Southern	58 46	
									293	A Texas St.	78 66	
									323	H Georgia St.	66 46	
LAST 10 Division I												
			104	H Coastal Caro.	48 68	15	A Mississippi St.	50 89				
			323	H Georgia St.	66 46	46	A Arkansas	53 86				
			287	H Ga. Southern	58 46	181	H Memphis	50 68				
			109	A UT Arlington	58 65	216	H Tulsa	63 51				
			293	A Texas St.	78 66	239	H Louisiana Tech	38 43				

Non-Div I Games:

Little Rock

Loss, Non-Conf, S Site, H Home A Away N Neutral

Average RPI Win:	260	WON-LOST	WINNING	LAST 10	STRENGTH OF	OPP. STRENGTH	TEAM	ADJ.	CONF.	ADJ CONF.
Average RPI Loss:	187	RECORD	PCT. RANK	GAMES	SCHEDULE	OF SCHEDULE	RPI	RPI	RPI	RPI
DIV. I ONLY	5- 10	253	4-6	287	192	285	285	26	26	
DIV. I NON-CONF.	4- 8	235	3-4	275	155	278	278	26	26	
TOTALS	RPI 1-25	RPI 26-50	W-L RECORDS	RPI 51-100	RPI 101-150	RPI 150+				
5- 10	0- 2	0- 0	OVERALL	0- 0	1- 2	4- 6				
2- 3	0- 1	0- 0	HOME	0- 0	0- 0	2- 2				
1- 7	0- 1	0- 0	AWAY	0- 0	1- 2	0- 4				
2- 0	0- 0	0- 0	NEUTRAL	0- 0	0- 0	2- 0				
4- 8	0- 2	0- 0	NON-CONFERENCE	0- 0	1- 2	3- 4				
1- 3	0- 1	0- 0	HOME	0- 0	0- 0	1- 2				
1- 5	0- 1	0- 0	AWAY	0- 0	1- 2	0- 2				
2- 0	0- 0	0- 0	NEUTRAL	0- 0	0- 0	2- 0				
1- 2	0- 0	0- 0	CONFERENCE	0- 0	0- 0	1- 2				
1- 0	0- 0	0- 0	HOME	0- 0	0- 0	1- 0				
0- 2	0- 0	0- 0	AWAY	0- 0	0- 0	0- 2				
0- 0	0- 0	0- 0	NEUTRAL	0- 0	0- 0	0- 0				

RPI 1-25				RPI 26-50				RPI 51-100				RPI 101+ Team's RPI: 285			
RPI	S	Opponent	Score	RPI	S	Opponent	Score	RPI	S	Opponent	Score	RPI	S	Opponent	Score
6	A	UCLA	51 86									110	A	Southern California	40 57
11	H	Oregon	45 81									111	A	California	45 68
												141	A	Santa Clara	54 46
												206	N	Penn St.	64 56
												209	A	Cal St. Fullerton	65 69
												230	A	UC Davis	55 57
												271	H	LMU (CA)	57 70
												288	H	Utah St.	48 56
												297	A	California Baptist	70 79
												304	H	Air Force	74 68
												319	N	UTRGV	69 65
												331	H	Cal Poly	72 69
												340	A	Seattle U	54 66
LAST 10 Division I															
230	A	UC Davis	55 57	304	H	Air Force	74 68								
209	A	Cal St. Fullerton	65 69	11	H	Oregon	45 81								
331	H	Cal Poly	72 69	340	A	Seattle U	54 66								
110	A	Southern California	40 57	141	A	Santa Clara	54 46								
319	N	UTRGV	69 65	111	A	California	45 68								

Non-Div I Games: Westcliff 94 47 Bethesda (CA) 90 43

Long Beach St.

Loss, Non-Conf, S Site, H Home A Away N Neutral

Average RPI Win:	278	WON-LOST	WINNING	LAST 10	STRENGTH OF	OPP. STRENGTH	TEAM	ADJ.	CONF.	ADJ CONF.
Average RPI Loss:	185	RECORD	PCT. RANK	GAMES	SCHEDULE	OF SCHEDULE	RPI	RPI	RPI	RPI
DIV. I ONLY	8- 7	155	6-4	333	242	269	269	27	27	
DIV. I NON-CONF.	4- 5	195	2-2	315	165	270	270	27	27	
TOTALS	RPI 1-25	RPI 26-50	W-L RECORDS	RPI 51-100	RPI 101-150	RPI 150+				
8- 7	0- 0	0- 1	OVERALL	0- 0	0- 2	8- 4				
5- 3	0- 0	0- 0	HOME	0- 0	0- 1	5- 2				
3- 4	0- 0	0- 1	AWAY	0- 0	0- 1	3- 2				
0- 0	0- 0	0- 0	NEUTRAL	0- 0	0- 0	0- 0				
4- 5	0- 0	0- 1	NON-CONFERENCE	0- 0	0- 1	4- 3				
3- 1	0- 0	0- 0	HOME	0- 0	0- 0	3- 1				
1- 4	0- 0	0- 1	AWAY	0- 0	0- 1	1- 2				
0- 0	0- 0	0- 0	NEUTRAL	0- 0	0- 0	0- 0				
4- 2	0- 0	0- 0	CONFERENCE	0- 0	0- 1	4- 1				
2- 2	0- 0	0- 0	HOME	0- 0	0- 1	2- 1				
2- 0	0- 0	0- 0	AWAY	0- 0	0- 0	2- 0				
0- 0	0- 0	0- 0	NEUTRAL	0- 0	0- 0	0- 0				

RPI	S	Opponent	Score	RPI	S	Opponent	Score	RPI	S	Opponent	Score	RPI	S	Opponent	Score	Team's RPI: 269
43	A	James Madison	53	93								127	H	Campbell	55	70
												142	A	Florida	54	71
												160	A	Norfolk St.	46	49
												221	H	UNCW	59	58
												236	H	Gardner-Webb	80	70
												242	H	Brown	86	76
												250	H	East Carolina	61	64
												257	H	Delaware St.	78	62
												264	H	Radford	61	62
												290	A	Presbyterian	71	60
												301	A	UMES	71	62
												308	A	Wofford	76	79
												335	A	USC Upstate	70	62
												339	H	Charleston So.	84	64
LAST 10 Division I																
264	H	Radford	61	62	236	H	Gardner-Webb	80	70							
335	A	USC Upstate	70	62	301	A	UMES	71	62							
339	H	Charleston So.	84	64	257	H	Delaware St.	78	62							
127	H	Campbell	55	70	160	A	Norfolk St.	46	49							
290	A	Presbyterian	71	60	250	H	East Carolina	61	64							

Non-Div I Games:

Longwood

Louisiana

Through Games Of Jan. 16, 2020

Average RPI Win:	223	WON-LOST	WINNING	LAST 10	STRENGTH OF	OPP. STRENGTH	TEAM	ADJ.	CONF.	ADJ CONF.
Average RPI Loss:	166	RECORD	PCT. RANK	GAMES	SCHEDULE	OF SCHEDULE	RPI	RPI	RPI	RPI
DIV. I ONLY	8- 6	136	5-5	236	196	131	131	22	22	
DIV. I NON-CONF.	5- 4	140	2-3	247	174	146	146	22	22	
TOTALS	RPI 1-25	RPI 26-50	W-L RECORDS	RPI 51-100	RPI 101-150	RPI 150+				
8- 6	0- 1	0- 0	OVERALL	1- 0	1- 2	6- 3				
3- 1	0- 1	0- 0	HOME	0- 0	0- 0	3- 0				
5- 5	0- 0	0- 0	AWAY	1- 0	1- 2	3- 3				
0- 0	0- 0	0- 0	NEUTRAL	0- 0	0- 0	0- 0				
5- 4	0- 1	0- 0	NON-CONFERENCE	0- 0	1- 1	4- 2				
2- 1	0- 1	0- 0	HOME	0- 0	0- 0	2- 0				
3- 3	0- 0	0- 0	AWAY	0- 0	1- 1	2- 2				
0- 0	0- 0	0- 0	NEUTRAL	0- 0	0- 0	0- 0				
3- 2	0- 0	0- 0	CONFERENCE	1- 0	0- 1	2- 1				
1- 0	0- 0	0- 0	HOME	0- 0	0- 0	1- 0				
2- 2	0- 0	0- 0	AWAY	1- 0	0- 1	1- 1				
0- 0	0- 0	0- 0	NEUTRAL	0- 0	0- 0	0- 0				

RPI S	Opponent	Score	RPI S	Opponent	Score	RPI S	Opponent	Score	RPI S	Opponent	Score	Team's RPI: 131
15	H Mississippi St.	48 64				66	A Troy	79 73	109	A UT Arlington	52 79	
									113	A New Orleans	65 60	
									132	A Sam Houston St.	73 77	
									185	A Jackson St.	54 65	
									191	A Lamar University	74 63	
									254	A Ole Miss	53 42	
									255	H South Alabama	73 68	
									261	H Southeastern La.	60 50	
									266	A North Texas	66 69	
									287	A Ga. Southern	67 83	
									317	H McNeese	75 55	
									323	A Georgia St.	75 65	
LAST 10 Division I												
109	A UT Arlington	52 79	185	A Jackson St.	54 65							
66	A Troy	79 73	254	A Ole Miss	53 42							
255	H South Alabama	73 68	15	H Mississippi St.	48 64							
287	A Ga. Southern	67 83	266	A North Texas	66 69							
323	A Georgia St.	75 65	191	A Lamar University	74 63							

Non-Div I Games: Loyola (LA) 67 51 Xavier (LA) 62 49

Louisiana

Loss, Non-Conf, S Site, H Home A Away N Neutral

Average RPI Win:	244	WON-LOST	WINNING	LAST 10	STRENGTH OF	OPP. STRENGTH	TEAM	ADJ.	CONF.	ADJ CONF.
Average RPI Loss:	189	RECORD	PCT. RANK	GAMES	SCHEDULE	OF SCHEDULE	RPI	RPI	RPI	RPI
DIV. I ONLY	7- 6	150	6-4	298	203	239	239	13	13	
DIV. I NON-CONF.	6- 3	90	5-1	337	158	226	226	14	14	
TOTALS	RPI 1-25	RPI 26-50	W-L RECORDS	RPI 51-100	RPI 101-150	RPI 150+				
7- 6	0- 0	0- 0	OVERALL	0- 0	0- 3	7- 3				
6- 2	0- 0	0- 0	HOME	0- 0	0- 1	6- 1				
1- 4	0- 0	0- 0	AWAY	0- 0	0- 2	1- 2				
0- 0	0- 0	0- 0	NEUTRAL	0- 0	0- 0	0- 0				
6- 3	0- 0	0- 0	NON-CONFERENCE	0- 0	0- 2	6- 1				
5- 1	0- 0	0- 0	HOME	0- 0	0- 1	5- 0				
1- 2	0- 0	0- 0	AWAY	0- 0	0- 1	1- 1				
0- 0	0- 0	0- 0	NEUTRAL	0- 0	0- 0	0- 0				
1- 3	0- 0	0- 0	CONFERENCE	0- 0	0- 1	1- 2				
1- 1	0- 0	0- 0	HOME	0- 0	0- 0	1- 1				
0- 2	0- 0	0- 0	AWAY	0- 0	0- 1	0- 1				
0- 0	0- 0	0- 0	NEUTRAL	0- 0	0- 0	0- 0				

RPI 1-25			RPI 26-50			RPI 51-100			RPI 101+			Team's RPI: 239
RPI	S	Opponent	Score	RPI	S	Opponent	Score	RPI	S	Opponent	Score	
								136	A	Rice	47	60
								137	A	Houston	53	67
								140	H	Wichita St.	80	88
								175	A	Southern Miss.	60	66
								181	H	Memphis	83	74
								205	H	UTEP	87	80
								207	A	Little Rock	43	38
								212	H	Arkansas St.	67	54
								254	A	Ole Miss	53	76
								261	H	Southeastern La.	92	78
								292	H	UTSA	73	82
								317	H	McNeese	79	54
								327	H	Grambling	70	66
LAST 10 Division I												
								136	A	Rice	47	60
								205	H	UTEP	87	80
								292	H	UTSA	73	82
								175	A	Southern Miss.	60	66
								212	H	Arkansas St.	67	54
								327	H	Grambling	70	66
								261	H	Southeastern La.	92	78
								137	A	Houston	53	67
								317	H	McNeese	79	54
								207	A	Little Rock	43	38

Non-Div I Games: Loyola (LA) 71 52 LSU-Alexandria 93 61

Louisiana Tech

Loss, Non-Conf, S Site, H Home A Away N Neutral

Louisville

Through Games Of Jan. 16, 2020

Average RPI Win:	93	WON-LOST	WINNING	LAST 10	STRENGTH OF	OPP. STRENGTH	TEAM	ADJ.	CONF.	ADJ CONF.
Average RPI Loss:	35	RECORD	PCT. RANK	GAMES	SCHEDULE	OF SCHEDULE	RPI	RPI	RPI	RPI
DIV. I ONLY	17- 1	2	9-1	22	3	3	3	3	3	3
DIV. I NON-CONF.	11- 1	13	3-1	11	9	2	2	3	3	3
TOTALS	RPI 1-25	RPI 26-50	W-L RECORDS	RPI 51-100	RPI 101-150	RPI 150+				
17- 1	2- 0	5- 1	OVERALL	4- 0	2- 0	4- 0				
8- 0	0- 0	3- 0	HOME	3- 0	0- 0	2- 0				
6- 1	1- 0	1- 1	AWAY	1- 0	1- 0	2- 0				
3- 0	1- 0	1- 0	NEUTRAL	0- 0	1- 0	0- 0				
11- 1	2- 0	3- 1	NON-CONFERENCE	2- 0	1- 0	3- 0				
5- 0	0- 0	2- 0	HOME	1- 0	0- 0	2- 0				
3- 1	1- 0	0- 1	AWAY	1- 0	0- 0	1- 0				
3- 0	1- 0	1- 0	NEUTRAL	0- 0	1- 0	0- 0				
6- 0	0- 0	2- 0	CONFERENCE	2- 0	1- 0	1- 0				
3- 0	0- 0	1- 0	HOME	2- 0	0- 0	0- 0				
3- 0	0- 0	1- 0	AWAY	0- 0	1- 0	1- 0				
0- 0	0- 0	0- 0	NEUTRAL	0- 0	0- 0	0- 0				

RPI	S	Opponent	Score	RPI	S	Opponent	Score	RPI	S	Opponent	Score	RPI	S	Opponent	Score
11	N	Oregon	72 62	28	H	Central Mich.	76 63	53	H	Wake Forest	75 61	103	A	Boston College	81 70
16	A	Kentucky	67 66	35	A	Ohio St.	60 67	74	A	UT Martin	71 63	109	N	UT Arlington	76 67
				40	N	Oklahoma St.	69 48	88	H	Syracuse	62 58	184	A	Clemson	75 50
				41	A	Miami (FL)	87 41	100	H	Boise St.	98 82	211	H	Murray St.	76 40
				44	H	Duke	60 55					213	H	Chattanooga	86 37
				45	H	Western Ky.	75 56					217	A	Northern Ky.	85 57
LAST 10 Division I															
				103	A	Boston College	81 70	88	H	Syracuse	62 58				
				53	H	Wake Forest	75 61	74	A	UT Martin	71 63				
				41	A	Miami (FL)	87 41	16	A	Kentucky	67 66				
				44	H	Duke	60 55	217	A	Northern Ky.	85 57				
				184	A	Clemson	75 50	35	A	Ohio St.	60 67				

Non-Div I Games:

Louisville

■ Loss,
 ■ Non-Conf,
 ■ S Site,
 ■ H Home
 ■ A Away
 N Neutral

Loyola Chicago

Through Games Of Jan. 16, 2020

Average RPI Win:	239	WON-LOST	WINNING	LAST 10	STRENGTH OF	OPP. STRENGTH	TEAM	ADJ.	CONF.	ADJ CONF.
Average RPI Loss:	45	RECORD	PCT. RANK	GAMES	SCHEDULE	OF SCHEDULE	RPI	RPI	RPI	RPI
DIV. I ONLY	12- 3	35	7-3	252	154	108	108	7	7	
DIV. I NON-CONF.	9- 2	39	4-2	260	257	107	107	7	7	
TOTALS	RPI 1-25	RPI 26-50	W-L RECORDS	RPI 51-100	RPI 101-150	RPI 150+				
12- 3	0- 2	0- 0	OVERALL	1- 0	1- 1	10- 0				
4- 3	0- 2	0- 0	HOME	1- 0	0- 1	3- 0				
8- 0	0- 0	0- 0	AWAY	0- 0	1- 0	7- 0				
0- 0	0- 0	0- 0	NEUTRAL	0- 0	0- 0	0- 0				
9- 2	0- 1	0- 0	NON-CONFERENCE	0- 0	1- 1	8- 0				
3- 2	0- 1	0- 0	HOME	0- 0	0- 1	3- 0				
6- 0	0- 0	0- 0	AWAY	0- 0	1- 0	5- 0				
0- 0	0- 0	0- 0	NEUTRAL	0- 0	0- 0	0- 0				
3- 1	0- 1	0- 0	CONFERENCE	1- 0	0- 0	2- 0				
1- 1	0- 1	0- 0	HOME	1- 0	0- 0	0- 0				
2- 0	0- 0	0- 0	AWAY	0- 0	0- 0	2- 0				
0- 0	0- 0	0- 0	NEUTRAL	0- 0	0- 0	0- 0				

RPI 1-25				RPI 26-50				RPI 51-100				RPI 101+ Team's RPI: 108			
RPI	S	Opponent	Score	RPI	S	Opponent	Score	RPI	S	Opponent	Score	RPI	S	Opponent	Score
1	H	Missouri St.	72 74					91	H	Southern Ill.	51 49	123	H	Western Mich.	60 70
10	H	DePaul	76 83									130	A	Portland	78 64
												151	H	Dartmouth	61 40
												199	H	Bowling Green	84 76
												238	A	UMKC	72 67
												241	A	Eastern Ill.	67 51
												252	H	Vermont	78 76
												275	A	Indiana St.	58 51
												307	A	Detroit Mercy	89 60
												313	A	SIUE	63 50
												326	A	Evansville	71 61
												349	A	Chicago St.	98 53
LAST 10 Division I															
275	A	Indiana St.	58 51	10	H	DePaul	76 83	199	H	Bowling Green	84 76				
326	A	Evansville	71 61	91	H	Southern Ill.	51 49	313	A	SIUE	63 50				
				1	H	Missouri St.	72 74	151	H	Dartmouth	61 40				
				123	H	Western Mich.	60 70	130	A	Portland	78 64				

Non-Div I Games:

Loyola Chicago

Loss, Non-Conf, S Site, H Home A Away N Neutral

Loyola Maryland

Through Games Of Jan. 16, 2020

Average RPI Win:	255	WON-LOST	WINNING	LAST 10	STRENGTH OF	OPP. STRENGTH	TEAM	ADJ.	CONF.	ADJ CONF.
Average RPI Loss:	153	RECORD	PCT. RANK	GAMES	SCHEDULE	OF SCHEDULE	RPI	RPI	RPI	RPI
DIV. I ONLY	3- 13	314	2-8	139	247	286	286	15	15	
DIV. I NON-CONF.	3- 8	268	2-3	198	226	265	265	15	15	
TOTALS	RPI 1-25	RPI 26-50	W-L RECORDS	RPI 51-100	RPI 101-150	RPI 150+				
3- 13	0- 2	0- 0	OVERALL	0- 1	0- 3	3- 7				
2- 4	0- 0	0- 0	HOME	0- 1	0- 2	2- 1				
1- 8	0- 2	0- 0	AWAY	0- 0	0- 1	1- 5				
0- 1	0- 0	0- 0	NEUTRAL	0- 0	0- 0	0- 1				
3- 8	0- 2	0- 0	NON-CONFERENCE	0- 0	0- 1	3- 5				
2- 1	0- 0	0- 0	HOME	0- 0	0- 0	2- 1				
1- 6	0- 2	0- 0	AWAY	0- 0	0- 1	1- 3				
0- 1	0- 0	0- 0	NEUTRAL	0- 0	0- 0	0- 1				
0- 5	0- 0	0- 0	CONFERENCE	0- 1	0- 2	0- 2				
0- 3	0- 0	0- 0	HOME	0- 1	0- 2	0- 0				
0- 2	0- 0	0- 0	AWAY	0- 0	0- 0	0- 2				
0- 0	0- 0	0- 0	NEUTRAL	0- 0	0- 0	0- 0				

RPI 1-25				RPI 26-50				RPI 51-100				RPI 101+ Team's RPI: 286			
RPI	S	Opponent	Score	RPI	S	Opponent	Score	RPI	S	Opponent	Score	RPI	S	Opponent	Score
13	A	Northwestern	46 67					86	H	Lehigh	53 55	106	H	Colgate	74 76
22	A	Maryland	45 105									124	A	Notre Dame	60 84
												139	H	Holy Cross	56 64
												151	H	Dartmouth	72 56
												153	N	Wright St.	51 66
												189	A	Fla. Atlantic	61 72
												193	A	Boston U.	42 44
												208	A	Mt. St. Mary's	75 81
												219	H	Howard	69 75
												247	A	Lafayette	52 55
												278	H	Monmouth	64 48
												295	A	St. Francis Brooklyn	78 89
												336	A	Fairleigh Dickinson	75 46
LAST 10 Division I															
193	A	Boston U.	42 44	151	H	Dartmouth	72 56								
247	A	Lafayette	52 55	278	H	Monmouth	64 48								
106	H	Colgate	74 76	22	A	Maryland	45 105								
86	H	Lehigh	53 55	208	A	Mt. St. Mary's	75 81								
139	H	Holy Cross	56 64	153	N	Wright St.	51 66								

Non-Div I Games:

Loyola Maryland

Loss, Non-Conf, S Site, H Home A Away N Neutral

Maine

Through Games Of Jan. 16, 2020

Average RPI Win:	271	WON-LOST	WINNING	LAST 10	STRENGTH OF	OPP. STRENGTH	TEAM	ADJ.	CONF.	ADJ CONF.
Average RPI Loss:	124	RECORD	PCT. RANK	GAMES	SCHEDULE	OF SCHEDULE	RPI	RPI	RPI	RPI
DIV. I ONLY	6- 12	253	4-6	162	209	253	253	28	28	
DIV. I NON-CONF.	3- 10	282	1-4	108	126	248	248	28	28	
TOTALS	RPI 1-25	RPI 26-50	W-L RECORDS	RPI 51-100	RPI 101-150	RPI 150+				
6- 12	0- 2	0- 1	OVERALL	0- 2	0- 2	6- 5				
5- 3	0- 0	0- 0	HOME	0- 0	0- 1	5- 2				
1- 6	0- 1	0- 0	AWAY	0- 1	0- 1	1- 3				
0- 3	0- 1	0- 1	NEUTRAL	0- 1	0- 0	0- 0				
3- 10	0- 2	0- 1	NON-CONFERENCE	0- 2	0- 1	3- 4				
2- 3	0- 0	0- 0	HOME	0- 0	0- 1	2- 2				
1- 4	0- 1	0- 0	AWAY	0- 1	0- 0	1- 2				
0- 3	0- 1	0- 1	NEUTRAL	0- 1	0- 0	0- 0				
3- 2	0- 0	0- 0	CONFERENCE	0- 0	0- 1	3- 1				
3- 0	0- 0	0- 0	HOME	0- 0	0- 0	3- 0				
0- 2	0- 0	0- 0	AWAY	0- 0	0- 1	0- 1				
0- 0	0- 0	0- 0	NEUTRAL	0- 0	0- 0	0- 0				

RPI 1-25				RPI 26-50				RPI 51-100				RPI 101+ Team's RPI: 253			
RPI	S	Opponent	Score	RPI	S	Opponent	Score	RPI	S	Opponent	Score	RPI	S	Opponent	Score
17	A	NC State	34 62	34	N	Arizona St.	31 57	78	A	Drexel	57 70	105	A	Stony Brook	69 73
23	N	Drake	62 94					98	N	Dayton	49 78	145	H	Harvard	40 69
												151	A	Dartmouth	41 57
												164	H	Green Bay	61 60
												180	H	Northeastern	58 66
												193	H	Boston U.	49 62
												224	A	UMass Lowell	57 66
												242	A	Brown	70 76
												246	A	Delaware	69 56
												265	H	Navy	46 41
												291	H	New Hampshire	67 50
												325	H	Albany (NY)	60 49
												337	H	Hartford	87 73
LAST 10 Division I															
224	A	UMass Lowell	57 66	78	A	Drexel	57 70								
325	H	Albany (NY)	60 49	180	H	Northeastern	58 66								
291	H	New Hampshire	67 50	164	H	Green Bay	61 60								
105	A	Stony Brook	69 73	151	A	Dartmouth	41 57								
337	H	Hartford	87 73	145	H	Harvard	40 69								

Non-Div I Games: Husson 104 43

Maine

■ Loss,
 ■ Non-Conf,
 ■ S Site,
 ■ H Home
 ■ A Away
 N Neutral

Average RPI Win:	278	WON-LOST	WINNING	LAST 10	STRENGTH OF	OPP. STRENGTH	TEAM	ADJ.	CONF.	ADJ CONF.
Average RPI Loss:	151	RECORD	PCT. RANK	GAMES	SCHEDULE	OF SCHEDULE	RPI	RPI	RPI	RPI
DIV. I ONLY	7- 8	194	6-4	250	294	215	215	24	24	
DIV. I NON-CONF.	3- 6	235	2-2	67	279	193	193	25	25	
TOTALS	RPI 1-25	RPI 26-50	W-L RECORDS	RPI 51-100	RPI 101-150	RPI 150+				
7- 8	0- 0	0- 0	OVERALL	0- 2	0- 3	7- 3				
4- 2	0- 0	0- 0	HOME	0- 0	0- 2	4- 0				
3- 6	0- 0	0- 0	AWAY	0- 2	0- 1	3- 3				
0- 0	0- 0	0- 0	NEUTRAL	0- 0	0- 0	0- 0				
3- 6	0- 0	0- 0	NON-CONFERENCE	0- 2	0- 3	3- 1				
2- 2	0- 0	0- 0	HOME	0- 0	0- 2	2- 0				
1- 4	0- 0	0- 0	AWAY	0- 2	0- 1	1- 1				
0- 0	0- 0	0- 0	NEUTRAL	0- 0	0- 0	0- 0				
4- 2	0- 0	0- 0	CONFERENCE	0- 0	0- 0	4- 2				
2- 0	0- 0	0- 0	HOME	0- 0	0- 0	2- 0				
2- 2	0- 0	0- 0	AWAY	0- 0	0- 0	2- 2				
0- 0	0- 0	0- 0	NEUTRAL	0- 0	0- 0	0- 0				

RPI 1-25				RPI 26-50				RPI 51-100				RPI 101+ Team's RPI: 215			
RPI	S	Opponent	Score	RPI	S	Opponent	Score	RPI	S	Opponent	Score	RPI	S	Opponent	Score
								58	A	Nebraska	51 71	105	A	Stony Brook	54 59
								75	A	Villanova	51 63	114	H	Duquesne	65 76
												128	H	Fordham	45 51
												151	H	Dartmouth	70 58
												200	A	Quinnipiac	58 70
												227	H	Niagara	68 65
												247	A	Lafayette	53 60
												249	H	Army West Point	86 56
												278	A	Monmouth	60 62
												316	A	Siena	80 50
												330	H	Canisius	68 50
												336	A	Fairleigh Dickinson	62 61
												338	A	Saint Peter's	85 52
LAST 10 Division I															
				316	A	Siena	80 50	58	A	Nebraska	51 71				
				200	A	Quinnipiac	58 70	278	A	Monmouth	60 62				
				338	A	Saint Peter's	85 52	249	H	Army West Point	86 56				
				227	H	Niagara	68 65	128	H	Fordham	45 51				
				330	H	Canisius	68 50	151	H	Dartmouth	70 58				

Non-Div I Games:

Manhattan

Average RPI Win:	219	WON-LOST	WINNING	LAST 10	STRENGTH OF	OPP. STRENGTH	TEAM	ADJ.	CONF.	ADJ CONF.
Average RPI Loss:	45	RECORD	PCT. RANK	GAMES	SCHEDULE	OF SCHEDULE	RPI	RPI	RPI	RPI
DIV. I ONLY	11- 3	40	7-3	189	188	77	77	24	24	
DIV. I NON-CONF.	7- 2	56	3-2	103	64	46	46	25	25	
TOTALS	RPI 1-25	RPI 26-50	W-L RECORDS	RPI 51-100	RPI 101-150	RPI 150+				
11- 3	0- 1	0- 1	OVERALL	2- 1	1- 0	8- 0				
5- 2	0- 1	0- 0	HOME	1- 1	0- 0	4- 0				
4- 1	0- 0	0- 1	AWAY	0- 0	1- 0	3- 0				
2- 0	0- 0	0- 0	NEUTRAL	1- 0	0- 0	1- 0				
7- 2	0- 1	0- 1	NON-CONFERENCE	2- 0	1- 0	4- 0				
3- 1	0- 1	0- 0	HOME	1- 0	0- 0	2- 0				
2- 1	0- 0	0- 1	AWAY	0- 0	1- 0	1- 0				
2- 0	0- 0	0- 0	NEUTRAL	1- 0	0- 0	1- 0				
4- 1	0- 0	0- 0	CONFERENCE	0- 1	0- 0	4- 0				
2- 1	0- 0	0- 0	HOME	0- 1	0- 0	2- 0				
2- 0	0- 0	0- 0	AWAY	0- 0	0- 0	2- 0				
0- 0	0- 0	0- 0	NEUTRAL	0- 0	0- 0	0- 0				

RPI 1-25				RPI 26-50				RPI 51-100				RPI 101+			
RPI	S	Opponent	Score	RPI	S	Opponent	Score	RPI	S	Opponent	Score	RPI	S	Opponent	Score
21	H	Princeton	50 62	28	A	Central Mich.	54 77	85	H	Rider	72 76	109	A	UT Arlington	73 57
								90	H	Elon	63 55	164	H	Green Bay	72 60
								96	N	North Florida	69 54	193	A	Boston U.	89 75
												227	A	Niagara	94 67
												259	N	Lipscomb	74 63
												278	H	Monmouth	76 66
												325	H	Albany (NY)	76 52
												330	A	Canisius	90 59
												338	H	Saint Peter's	96 76
LAST 10 Division I															
				85	H	Rider	72 76	109	A	UT Arlington	73 57				
				227	A	Niagara	94 67	164	H	Green Bay	72 60				
				330	A	Canisius	90 59	21	H	Princeton	50 62				
				338	H	Saint Peter's	96 76	28	A	Central Mich.	54 77				
				278	H	Monmouth	76 66	259	N	Lipscomb	74 63				

Non-Div I Games:

Marist

■ Loss,
 ■ Non-Conf,
 S Site,
 ■ Home
 ■ Away
 N Neutral

Average RPI Win:	156	WON-LOST	WINNING	LAST 10	STRENGTH OF	OPP. STRENGTH	TEAM	ADJ.	CONF.	ADJ CONF.
Average RPI Loss:	14	RECORD	PCT. RANK	GAMES	SCHEDULE	OF SCHEDULE	RPI	RPI	RPI	RPI
DIV. I ONLY	12- 4	51	8-2	44	45	31	31	6	6	
DIV. I NON-CONF.	9- 2	39	5-0	92	95	45	45	6	6	
TOTALS	RPI 1-25	RPI 26-50	W-L RECORDS	RPI 51-100	RPI 101-150	RPI 150+				
12- 4	0- 4	0- 0	OVERALL	5- 0	1- 0	6- 0				
6- 2	0- 2	0- 0	HOME	4- 0	0- 0	2- 0				
5- 2	0- 2	0- 0	AWAY	1- 0	1- 0	3- 0				
1- 0	0- 0	0- 0	NEUTRAL	0- 0	0- 0	1- 0				
9- 2	0- 2	0- 0	NON-CONFERENCE	3- 0	0- 0	6- 0				
4- 2	0- 2	0- 0	HOME	2- 0	0- 0	2- 0				
4- 0	0- 0	0- 0	AWAY	1- 0	0- 0	3- 0				
1- 0	0- 0	0- 0	NEUTRAL	0- 0	0- 0	1- 0				
3- 2	0- 2	0- 0	CONFERENCE	2- 0	1- 0	0- 0				
2- 0	0- 0	0- 0	HOME	2- 0	0- 0	0- 0				
1- 2	0- 2	0- 0	AWAY	0- 0	1- 0	0- 0				
0- 0	0- 0	0- 0	NEUTRAL	0- 0	0- 0	0- 0				

RPI 1-25				RPI 26-50		Team's RPI: 31		RPI 51-100				RPI 101+			
RPI	S	Opponent	Score	RPI	S	Opponent	Score	RPI	S	Opponent	Score	RPI	S	Opponent	Score
10	A	DePaul	71 89					57	H	St. John's (NY)	94 85	102	A	Providence	60 50
13	H	Northwestern	56 64					60	H	Seton Hall	81 60	152	A	Saint Mary's (CA)	77 63
15	H	Mississippi St.	68 74					76	A	South Dakota St.	65 58	164	A	Green Bay	60 47
18	A	Creighton	62 72					83	H	Belmont	53 51	216	N	Tulsa	61 60
								89	H	Illinois St.	58 41	274	A	Milwaukee	78 56
												295	H	St. Francis Brooklyn	92 71
												298	H	Morgan St.	70 48
LAST 10 Division I															
60	H	Seton Hall	81 60	83	H	Belmont	53 51								
57	H	St. John's (NY)	94 85	76	A	South Dakota St.	65 58								
102	A	Providence	60 50	274	A	Milwaukee	78 56								
18	A	Creighton	62 72	216	N	Tulsa	61 60								
10	A	DePaul	71 89	152	A	Saint Mary's (CA)	77 63								

Non-Div I Games:

Marquette

Marshall

Through Games Of Jan. 16, 2020

Average RPI Win:	241	WON-LOST	WINNING	LAST 10	STRENGTH OF	OPP. STRENGTH	TEAM	ADJ.	CONF.	ADJ CONF.
Average RPI Loss:	153	RECORD	PCT. RANK	GAMES	SCHEDULE	OF SCHEDULE	RPI	RPI	RPI	RPI
DIV. I ONLY	5- 9	244	3-7	289	131	276	276	13	13	
DIV. I NON-CONF.	3- 6	235	1-4	340	172	326	326	14	14	
TOTALS	RPI 1-25	RPI 26-50	W-L RECORDS	RPI 51-100	RPI 101-150	RPI 150+				
5- 9	0- 0	0- 3	OVERALL	0- 1	0- 1	5- 4				
3- 3	0- 0	0- 1	HOME	0- 0	0- 0	3- 2				
2- 6	0- 0	0- 2	AWAY	0- 1	0- 1	2- 2				
0- 0	0- 0	0- 0	NEUTRAL	0- 0	0- 0	0- 0				
3- 6	0- 0	0- 1	NON-CONFERENCE	0- 1	0- 0	3- 4				
2- 2	0- 0	0- 0	HOME	0- 0	0- 0	2- 2				
1- 4	0- 0	0- 1	AWAY	0- 1	0- 0	1- 2				
0- 0	0- 0	0- 0	NEUTRAL	0- 0	0- 0	0- 0				
2- 3	0- 0	0- 2	CONFERENCE	0- 0	0- 1	2- 0				
1- 1	0- 0	0- 1	HOME	0- 0	0- 0	1- 0				
1- 2	0- 0	0- 1	AWAY	0- 0	0- 1	1- 0				
0- 0	0- 0	0- 0	NEUTRAL	0- 0	0- 0	0- 0				

RPI S	Opponent	Score	RPI S	Opponent	Score	RPI S	Opponent	Score	RPI S	Opponent	Score	Team's RPI: 276
26	A Rutgers	41 66	94	A Ohio	51 67	136	A Rice	43 81				
47	H Middle Tenn.	55 75				160	H Norfolk St.	75 69				
48	A Charlotte	46 52				162	H UAB	61 56				
						199	H Bowling Green	69 82				
						204	A Towson	56 59				
						266	A North Texas	68 59				
						275	A Indiana St.	72 60				
						298	H Morgan St.	52 57				
						326	A Evansville	62 66				
						343	H Coppin St.	60 47				
LAST 10 Division I												
48	A Charlotte	46 52	204	A Towson	56 59							
162	H UAB	61 56	26	A Rutgers	41 66							
47	H Middle Tenn.	55 75	199	H Bowling Green	69 82							
266	A North Texas	68 59	275	A Indiana St.	72 60							
136	A Rice	43 81	326	A Evansville	62 66							

Non-Div I Games: Alderson Broadus 85 41 Ky. Christian 89 40

Marshall

Loss, Non-Conf, S Site, H Home A Away N Neutral

Maryland

Through Games Of Jan. 16, 2020

Average RPI Win:	153	WON-LOST	WINNING	LAST 10	STRENGTH OF	OPP. STRENGTH	TEAM	ADJ.	CONF.	ADJ CONF.
Average RPI Loss:	10	RECORD	PCT. RANK	GAMES	SCHEDULE	OF SCHEDULE	RPI	RPI	RPI	RPI
DIV. I ONLY	13- 4	46	7-3	26	21	22	22	2	2	
DIV. I NON-CONF.	9- 2	39	3-1	145	59	48	48	2	2	
TOTALS	RPI 1-25	RPI 26-50	W-L RECORDS	RPI 51-100	RPI 101-150	RPI 150+				
13- 4	0- 4	2- 0	OVERALL	4- 0	1- 0	6- 0				
8- 1	0- 1	1- 0	HOME	2- 0	1- 0	4- 0				
3- 3	0- 3	1- 0	AWAY	1- 0	0- 0	1- 0				
2- 0	0- 0	0- 0	NEUTRAL	1- 0	0- 0	1- 0				
9- 2	0- 2	1- 0	NON-CONFERENCE	1- 0	1- 0	6- 0				
5- 1	0- 1	0- 0	HOME	0- 0	1- 0	4- 0				
2- 1	0- 1	1- 0	AWAY	0- 0	0- 0	1- 0				
2- 0	0- 0	0- 0	NEUTRAL	1- 0	0- 0	1- 0				
4- 2	0- 2	1- 0	CONFERENCE	3- 0	0- 0	0- 0				
3- 0	0- 0	1- 0	HOME	2- 0	0- 0	0- 0				
1- 2	0- 2	0- 0	AWAY	1- 0	0- 0	0- 0				
0- 0	0- 0	0- 0	NEUTRAL	0- 0	0- 0	0- 0				

RPI	S	Opponent	Score	RPI	S	Opponent	Score	RPI	S	Opponent	Score	RPI	S	Opponent	Score
2	H	South Carolina	54 63	35	H	Ohio St.	72 62	55	A	Michigan	77 49	138	H	George Washington	88 54
8	A	Iowa	61 66	43	A	James Madison	70 68	55	H	Michigan	70 55	184	N	Clemson	63 44
13	A	Northwestern	58 81					58	H	Nebraska	87 69	200	H	Quinnipiac	107 52
17	A	NC State	59 66					83	N	Belmont	90 26	246	H	Delaware	99 55
												284	H	Wagner	119 56
												286	H	Loyola Maryland	105 45
												323	A	Georgia St.	114 41
LAST 10 Division I															
58	H	Nebraska	87 69	55	H	Michigan	70 55								
55	A	Michigan	77 49	323	A	Georgia St.	114 41								
8	A	Iowa	61 66	286	H	Loyola Maryland	105 45								
35	H	Ohio St.	72 62	17	A	NC State	59 66								
13	A	Northwestern	58 81	83	N	Belmont	90 26								

Non-Div I Games:

Maryland

Loss, Non-Conf, S Site, H Home A Away N Neutral

Massachusetts

Through Games Of Jan. 16, 2020

Average RPI Win:	226	WON-LOST	WINNING	LAST 10	STRENGTH OF	OPP. STRENGTH	TEAM	ADJ.	CONF.	ADJ CONF.
Average RPI Loss:	113	RECORD	PCT. RANK	GAMES	SCHEDULE	OF SCHEDULE	RPI	RPI	RPI	RPI
DIV. I ONLY	13- 3	31	10-0	291	172	117	117	12	12	
DIV. I NON-CONF.	9- 3	64	6-0	297	238	148	148	12	12	
TOTALS	RPI 1-25	RPI 26-50	W-L RECORDS	RPI 51-100	RPI 101-150	RPI 150+				
13- 3	0- 0	0- 0	OVERALL	0- 1	2- 1	11- 1				
7- 2	0- 0	0- 0	HOME	0- 0	1- 1	6- 1				
6- 1	0- 0	0- 0	AWAY	0- 1	1- 0	5- 0				
0- 0	0- 0	0- 0	NEUTRAL	0- 0	0- 0	0- 0				
9- 3	0- 0	0- 0	NON-CONFERENCE	0- 1	1- 1	8- 1				
5- 2	0- 0	0- 0	HOME	0- 0	1- 1	4- 1				
4- 1	0- 0	0- 0	AWAY	0- 1	0- 0	4- 0				
0- 0	0- 0	0- 0	NEUTRAL	0- 0	0- 0	0- 0				
4- 0	0- 0	0- 0	CONFERENCE	0- 0	1- 0	3- 0				
2- 0	0- 0	0- 0	HOME	0- 0	0- 0	2- 0				
2- 0	0- 0	0- 0	AWAY	0- 0	1- 0	1- 0				
0- 0	0- 0	0- 0	NEUTRAL	0- 0	0- 0	0- 0				

RPI 1-25				RPI 26-50				RPI 51-100				RPI 101+				Team's RPI: 117	
RPI	S	Opponent	Score	RPI	S	Opponent	Score	RPI	S	Opponent	Score	RPI	S	Opponent	Score		
								57	A	St. John's (NY)	71	82	102	H	Providence	63	72
													114	A	Duquesne	81	77
													139	H	Holy Cross	75	72
													167	H	Saint Joseph's	61	43
													179	H	Merrimack	64	79
													192	A	Iona	65	51
													193	A	Boston U.	58	45
													198	H	La Salle	76	62
													224	A	UMass Lowell	74	58
													242	H	Brown	95	42
													252	A	Vermont	83	49
													277	A	St. Bonaventure	62	52
													291	H	New Hampshire	67	65
													316	H	Siena	61	55
													337	H	Hartford	74	48
LAST 10 Division I																	
				198	H	La Salle	76	62					316	H	Siena	61	55
				167	H	Saint Joseph's	61	43					193	A	Boston U.	58	45
				277	A	St. Bonaventure	62	52					139	H	Holy Cross	75	72
				114	A	Duquesne	81	77					291	H	New Hampshire	67	65
				192	A	Iona	65	51					252	A	Vermont	83	49

Non-Div I Games: Southern Conn. St. 86 43

Massachusetts

Loss, Non-Conf, S Site, H Home A Away N Neutral

RPI 1-25				RPI 26-50				RPI 51-100				RPI 101+				Team's RPI: 317	
RPI	S	Opponent	Score	RPI	S	Opponent	Score	RPI	S	Opponent	Score	RPI	S	Opponent	Score		
				46	A	Arkansas	58 101					118	H	Abilene Christian	73 90		
												131	A	Louisiana	55 75		
												132	A	Sam Houston St.	59 92		
												136	H	Rice	50 81		
												147	A	SFA	51 82		
												162	A	UAB	70 97		
												203	A	SMU	60 81		
												239	A	Louisiana Tech	54 79		
												240	H	Central Ark.	57 70		
												341	A	Incarnate Word	56 73		
												344	H	Northwestern St.	61 51		
												348	H	La.-Monroe	72 69		
LAST 10 Division I																	
				341	A	Incarnate Word	56 73	147	A	SFA	51 82						
				344	H	Northwestern St.	61 51	239	A	Louisiana Tech	54 79						
				118	H	Abilene Christian	73 90	348	H	La.-Monroe	72 69						
				240	H	Central Ark.	57 70	136	H	Rice	50 81						
				132	A	Sam Houston St.	59 92	162	A	UAB	70 97						

Non-Div I Games:	Centenary (LA)	116	37	LSU-Shreveport	81	77
------------------	----------------	-----	----	----------------	----	----

Average RPI Win:	217	WON-LOST	WINNING	LAST 10	STRENGTH OF	OPP. STRENGTH	TEAM	ADJ.	CONF.	ADJ CONF.
Average RPI Loss:	133	RECORD	PCT. RANK	GAMES	SCHEDULE	OF SCHEDULE	RPI	RPI	RPI	RPI
DIV. I ONLY	9- 8	165	5-5	165	179	181	181	8	8	
DIV. I NON-CONF.	9- 4	84	5-1	255	263	151	151	8	8	
TOTALS	RPI 1-25	RPI 26-50	W-L RECORDS	RPI 51-100	RPI 101-150	RPI 150+				
9- 8	0- 1	0- 1	OVERALL	1- 0	0- 4	8- 2				
5- 4	0- 1	0- 0	HOME	0- 0	0- 2	5- 1				
3- 3	0- 0	0- 0	AWAY	1- 0	0- 2	2- 1				
1- 1	0- 0	0- 1	NEUTRAL	0- 0	0- 0	1- 0				
9- 4	0- 0	0- 1	NON-CONFERENCE	1- 0	0- 1	8- 2				
5- 2	0- 0	0- 0	HOME	0- 0	0- 1	5- 1				
3- 1	0- 0	0- 0	AWAY	1- 0	0- 0	2- 1				
1- 1	0- 0	0- 1	NEUTRAL	0- 0	0- 0	1- 0				
0- 4	0- 1	0- 0	CONFERENCE	0- 0	0- 3	0- 0				
0- 2	0- 1	0- 0	HOME	0- 0	0- 1	0- 0				
0- 2	0- 0	0- 0	AWAY	0- 0	0- 2	0- 0				
0- 0	0- 0	0- 0	NEUTRAL	0- 0	0- 0	0- 0				

RPI	S	Opponent	Score	RPI	S	Opponent	Score	RPI	S	Opponent	Score	RPI	S	Opponent	Score	Team's RPI: 181
4	H	UConn	56 68	33	N	LSU	58 89	91	A	Southern Ill.	70 66	121	H	Cincinnati	66 73	
												133	A	Tulane	55 59	
												137	A	Houston	65 75	
												138	H	George Washington	63 64	
												158	N	Kansas St.	72 68	
												162	H	UAB	77 52	
												163	A	Toledo	83 76	
												207	A	Little Rock	68 50	
												212	H	Arkansas St.	78 50	
												239	A	Louisiana Tech	74 83	
												260	H	Eastern Ky.	60 63	
												283	H	Alabama A&M	79 71	
												328	H	Alcorn	57 51	
												350	H	Mississippi Val.	91 54	
LAST 10 Division I																
4	H	UConn	56 68	350	H	Mississippi Val.	91 54									
133	A	Tulane	55 59	207	A	Little Rock	68 50									
121	H	Cincinnati	66 73	212	H	Arkansas St.	78 50									
137	A	Houston	65 75	162	H	UAB	77 52									
283	H	Alabama A&M	79 71	33	N	LSU	58 89									

Non-Div I Games:

Memphis

■ Loss,
■ Non-Conf,
■ S Site,
■ H Home
■ A Away
N Neutral

Average RPI Win:	317	WON-LOST	WINNING	LAST 10	STRENGTH OF	OPP. STRENGTH	TEAM	ADJ.	CONF.	ADJ CONF.
Average RPI Loss:	172	RECORD	PCT. RANK	GAMES	SCHEDULE	OF SCHEDULE	RPI	RPI	RPI	RPI
DIV. I ONLY	2- 14	331	2-8	238	259	321	321	23	23	
DIV. I NON-CONF.	2- 12	318	2-6	244	256	320	320	20	20	
TOTALS	RPI 1-25	RPI 26-50	W-L RECORDS	RPI 51-100	RPI 101-150	RPI 150+				
2- 14	0- 0	0- 2	OVERALL	0- 2	0- 2	2- 8				
1- 5	0- 0	0- 1	HOME	0- 0	0- 0	1- 4				
1- 9	0- 0	0- 1	AWAY	0- 2	0- 2	1- 4				
0- 0	0- 0	0- 0	NEUTRAL	0- 0	0- 0	0- 0				
2- 12	0- 0	0- 2	NON-CONFERENCE	0- 2	0- 1	2- 7				
1- 5	0- 0	0- 1	HOME	0- 0	0- 0	1- 4				
1- 7	0- 0	0- 1	AWAY	0- 2	0- 1	1- 3				
0- 0	0- 0	0- 0	NEUTRAL	0- 0	0- 0	0- 0				
0- 2	0- 0	0- 0	CONFERENCE	0- 0	0- 1	0- 1				
0- 0	0- 0	0- 0	HOME	0- 0	0- 0	0- 0				
0- 2	0- 0	0- 0	AWAY	0- 0	0- 1	0- 1				
0- 0	0- 0	0- 0	NEUTRAL	0- 0	0- 0	0- 0				

RPI 1-25	RPI 26-50	RPI 51-100	RPI 101+	Team's RPI: 321
RPI S Opponent Score	RPI S Opponent Score	RPI S Opponent Score	RPI S Opponent Score	Score
	45 H Western Ky. 62 75	70 A Alabama 56 111	120 A Furman 49 62	
	50 A Yale 60 68	71 A Georgia 60 76	142 A Florida 50 71	
			171 A Columbia 48 77	
			184 H Clemson 61 65	
			222 H Jacksonville 83 87	
			236 H Gardner-Webb 62 65	
			243 A Kennesaw St. 64 92	
			260 H Eastern Ky. 60 61	
			282 A Appalachian St. 68 77	
			287 H Ga. Southern 62 52	
			308 A Wofford 49 77	
			346 A South Carolina St. 66 55	
LAST 10 Division I				
	308 A Wofford 49 77	236 H Gardner-Webb 62 65		
	120 A Furman 49 62	142 A Florida 50 71		
	171 A Columbia 48 77	184 H Clemson 61 65		
	50 A Yale 60 68	287 H Ga. Southern 62 52		
	222 H Jacksonville 83 87	346 A South Carolina St. 66 55		

Non-Div I Games: LaGrange 74 47

Mercer

Merrimack

Through Games Of Jan. 16, 2020

Average RPI Win:	249	WON-LOST	WINNING	LAST 10	STRENGTH OF	OPP. STRENGTH	TEAM	ADJ.	CONF.	ADJ CONF.
Average RPI Loss:	155	RECORD	PCT. RANK	GAMES	SCHEDULE	OF SCHEDULE	RPI	RPI	RPI	RPI
DIV. I ONLY	8- 6	136	6-4	206	325	179	179	29	29	
DIV. I NON-CONF.	5- 4	140	3-2	74	316	104	104	30	30	
TOTALS	RPI 1-25	RPI 26-50	W-L RECORDS	RPI 51-100	RPI 101-150	RPI 150+				
8- 6	0- 0	0- 0	OVERALL	0- 1	1- 2	7- 3				
5- 2	0- 0	0- 0	HOME	0- 1	0- 0	5- 1				
3- 4	0- 0	0- 0	AWAY	0- 0	1- 2	2- 2				
0- 0	0- 0	0- 0	NEUTRAL	0- 0	0- 0	0- 0				
5- 4	0- 0	0- 0	NON-CONFERENCE	0- 1	1- 2	4- 1				
3- 1	0- 0	0- 0	HOME	0- 1	0- 0	3- 0				
2- 3	0- 0	0- 0	AWAY	0- 0	1- 2	1- 1				
0- 0	0- 0	0- 0	NEUTRAL	0- 0	0- 0	0- 0				
3- 2	0- 0	0- 0	CONFERENCE	0- 0	0- 0	3- 2				
2- 1	0- 0	0- 0	HOME	0- 0	0- 0	2- 1				
1- 1	0- 0	0- 0	AWAY	0- 0	0- 0	1- 1				
0- 0	0- 0	0- 0	NEUTRAL	0- 0	0- 0	0- 0				

RPI 1-25				RPI 26-50				RPI 51-100				RPI 101+ Team's RPI: 179			
RPI	S	Opponent	Score	RPI	S	Opponent	Score	RPI	S	Opponent	Score	RPI	S	Opponent	Score
								86	H	Lehigh	68 72	117	A	Massachusetts	79 64
												125	A	Illinois	72 75
												139	A	Holy Cross	42 68
												151	A	Dartmouth	52 57
												156	H	Robert Morris	62 68
												208	H	Mt. St. Mary's	76 55
												224	H	UMass Lowell	73 50
												242	A	Brown	72 57
												252	H	Vermont	78 53
												272	A	Sacred Heart	60 63
												291	H	New Hampshire	64 54
												315	H	Bryant	78 66
												342	A	Central Conn. St.	65 56
LAST 10 Division I															
208	H	Mt. St. Mary's	76 55	252	H	Vermont	78 53								
342	A	Central Conn. St.	65 56	224	H	UMass Lowell	73 50								
315	H	Bryant	78 66	125	A	Illinois	72 75								
156	H	Robert Morris	62 68	242	A	Brown	72 57								
272	A	Sacred Heart	60 63	139	A	Holy Cross	42 68								

Non-Div I Games: Eastern Nazarene 82 50 Fisher 81 42

Merrimack

Loss, Non-Conf, S Site, H Home A Away N Neutral

Average RPI Win:	124	WON-LOST	WINNING	LAST 10	STRENGTH OF	OPP. STRENGTH	TEAM	ADJ.	CONF.	ADJ CONF.
Average RPI Loss:	20	RECORD	PCT. RANK	GAMES	SCHEDULE	OF SCHEDULE	RPI	RPI	RPI	RPI
DIV. I ONLY	10- 7	122	5-5	2	51	41	41	3	3	
DIV. I NON-CONF.	8- 3	68	3-1	3	78	24	24	3	3	
TOTALS	RPI 1-25	RPI 26-50	W-L RECORDS	RPI 51-100	RPI 101-150	RPI 150+				
10- 7	0- 5	0- 1	OVERALL	6- 1	0- 0	4- 0				
9- 4	0- 4	0- 0	HOME	5- 0	0- 0	4- 0				
0- 3	0- 1	0- 1	AWAY	0- 1	0- 0	0- 0				
1- 0	0- 0	0- 0	NEUTRAL	1- 0	0- 0	0- 0				
8- 3	0- 3	0- 0	NON-CONFERENCE	4- 0	0- 0	4- 0				
7- 2	0- 2	0- 0	HOME	3- 0	0- 0	4- 0				
0- 1	0- 1	0- 0	AWAY	0- 0	0- 0	0- 0				
1- 0	0- 0	0- 0	NEUTRAL	1- 0	0- 0	0- 0				
2- 4	0- 2	0- 1	CONFERENCE	2- 1	0- 0	0- 0				
2- 2	0- 2	0- 0	HOME	2- 0	0- 0	0- 0				
0- 2	0- 0	0- 1	AWAY	0- 1	0- 0	0- 0				
0- 0	0- 0	0- 0	NEUTRAL	0- 0	0- 0	0- 0				

RPI 1-25				RPI 26-50				Team's RPI: 41	RPI 51-100				RPI 101+			
RPI	S	Opponent	Score	RPI	S	Opponent	Score		RPI	S	Opponent	Score	RPI	S	Opponent	Score
3	H	Louisville	41 87	27	A	Georgia Tech	54 61		53	H	Wake Forest	59 56	182	H	Miami (OH)	80 62
5	H	Oregon St.	53 75						54	H	Washington St.	74 68	185	H	Jackson St.	83 68
10	A	DePaul	83 89						61	A	North Carolina	58 78	196	H	Binghamton	79 56
12	H	Indiana	45 58						63	H	IUPUI	74 65	237	H	UNC Asheville	75 46
19	H	Florida St.	62 73						84	N	N.C. A&T	68 67				
									88	H	Syracuse	77 62				
									96	H	North Florida	78 55				
LAST 10 Division I																
61	A	North Carolina	58 78	53	H	Wake Forest	59 56									
88	H	Syracuse	77 62	54	H	Washington St.	74 68									
3	H	Louisville	41 87	237	H	UNC Asheville	75 46									
19	H	Florida St.	62 73	196	H	Binghamton	79 56									
27	A	Georgia Tech	54 61	12	H	Indiana	45 58									

Non-Div I Games:

Miami (FL)

■ Loss,
 ■ Non-Conf, S Site,
 ■ Home
 ■ Away
 N Neutral

Average RPI Win:	287	WON-LOST	WINNING	LAST 10	STRENGTH OF	OPP. STRENGTH	TEAM	ADJ.	CONF.	ADJ CONF.
Average RPI Loss:	85	RECORD	PCT. RANK	GAMES	SCHEDULE	OF SCHEDULE	RPI	RPI	RPI	RPI
DIV. I ONLY	7- 8	194	4-6	235	111	182	182	10	10	
DIV. I NON-CONF.	6- 5	151	3-3	281	130	154	154	10	10	
TOTALS	RPI 1-25	RPI 26-50	W-L RECORDS	RPI 51-100	RPI 101-150	RPI 150+				
7- 8	0- 1	0- 2	OVERALL	0- 1	0- 3	7- 1				
3- 1	0- 0	0- 0	HOME	0- 1	0- 0	3- 0				
3- 6	0- 1	0- 2	AWAY	0- 0	0- 2	3- 1				
1- 1	0- 0	0- 0	NEUTRAL	0- 0	0- 1	1- 0				
6- 5	0- 1	0- 1	NON-CONFERENCE	0- 0	0- 3	6- 0				
2- 0	0- 0	0- 0	HOME	0- 0	0- 0	2- 0				
3- 4	0- 1	0- 1	AWAY	0- 0	0- 2	3- 0				
1- 1	0- 0	0- 0	NEUTRAL	0- 0	0- 1	1- 0				
1- 3	0- 0	0- 1	CONFERENCE	0- 1	0- 0	1- 1				
1- 1	0- 0	0- 0	HOME	0- 1	0- 0	1- 0				
0- 2	0- 0	0- 1	AWAY	0- 0	0- 0	0- 1				
0- 0	0- 0	0- 0	NEUTRAL	0- 0	0- 0	0- 0				

RPI S	Opponent	Score	RPI S	Opponent	Score	RPI S	Opponent	Score	RPI S	Opponent	Score	Team's RPI: 182
10	A DePaul	79 98	28	A Central Mich.	70 76	78	H Buffalo	72 86	107	N Liberty	53 65	
			41	A Miami (FL)	62 80				115	A Bradley	68 79	
									121	A Cincinnati	68 98	
									178	A Eastern Mich.	53 80	
									220	H Northern Ill.	66 64	
									255	A South Alabama	76 73	
									260	A Eastern Ky.	75 57	
									302	A Pittsburgh	80 71	
									309	N Prairie View	65 52	
									326	H Evansville	72 64	
									334	H UIC	85 35	
LAST 10 Division I												
178	A Eastern Mich.	53 80	302	A Pittsburgh	80 71							
28	A Central Mich.	70 76	121	A Cincinnati	68 98							
220	H Northern Ill.	66 64	41	A Miami (FL)	62 80							
78	H Buffalo	72 86	107	N Liberty	53 65							
326	H Evansville	72 64	334	H UIC	85 35							

Non-Div I Games: Tiffin 83 51

Miami (OH)

■ Loss,
 ■ Non-Conf, S Site,
 ■ Home
 ■ Away
 N Neutral

Michigan

Through Games Of Jan. 16, 2020

Average RPI Win:	174	WON-LOST	WINNING	LAST 10	STRENGTH OF	OPP. STRENGTH	TEAM	ADJ.	CONF.	ADJ CONF.
Average RPI Loss:	44	RECORD	PCT. RANK	GAMES	SCHEDULE	OF SCHEDULE	RPI	RPI	RPI	RPI
DIV. I ONLY	12- 5	67	6-4	65	76	55	55	2	2	
DIV. I NON-CONF.	9- 2	39	3-1	100	191	57	57	2	2	
TOTALS	RPI 1-25	RPI 26-50	W-L RECORDS	RPI 51-100	RPI 101-150	RPI 150+				
12- 5	0- 3	0- 1	OVERALL	2- 0	4- 1	6- 0				
8- 2	0- 1	0- 0	HOME	2- 0	2- 1	4- 0				
3- 2	0- 1	0- 1	AWAY	0- 0	1- 0	2- 0				
1- 1	0- 1	0- 0	NEUTRAL	0- 0	1- 0	0- 0				
9- 2	0- 1	0- 0	NON-CONFERENCE	1- 0	3- 1	5- 0				
6- 1	0- 0	0- 0	HOME	1- 0	2- 1	3- 0				
2- 0	0- 0	0- 0	AWAY	0- 0	0- 0	2- 0				
1- 1	0- 1	0- 0	NEUTRAL	0- 0	1- 0	0- 0				
3- 3	0- 2	0- 1	CONFERENCE	1- 0	1- 0	1- 0				
2- 1	0- 1	0- 0	HOME	1- 0	0- 0	1- 0				
1- 2	0- 1	0- 1	AWAY	0- 0	1- 0	0- 0				
0- 0	0- 0	0- 0	NEUTRAL	0- 0	0- 0	0- 0				

RPI 1-25				RPI 26-50				RPI 51-100				Team's RPI: 55	RPI 101+			
RPI	S	Opponent	Score	RPI	S	Opponent	Score	RPI	S	Opponent	Score		RPI	S	Opponent	Score
19	N	Florida St.	69 79	35	A	Ohio St.	69 78	88	H	Syracuse	84 76		115	H	Bradley	77 57
22	A	Maryland	55 70					95	H	Michigan St.	89 69		116	N	Kent St.	88 53
22	H	Maryland	49 77										123	H	Western Mich.	76 55
													124	H	Notre Dame	72 76
													129	A	Wisconsin	68 56
													177	A	Akron	80 71
													178	A	Eastern Mich.	57 38
													206	H	Penn St.	82 48
													280	H	Oakland	79 64
													282	H	Appalachian St.	62 35
													298	H	Morgan St.	80 48
LAST 10 Division I																
129	A	Wisconsin	68 56	22	A	Maryland	55 70									
22	H	Maryland	49 77	19	N	Florida St.	69 79									
35	A	Ohio St.	69 78	282	H	Appalachian St.	62 35									
95	H	Michigan St.	89 69	280	H	Oakland	79 64									
206	H	Penn St.	82 48	88	H	Syracuse	84 76									

Non-Div I Games:

Michigan

■ Loss,
 ■ Non-Conf, S Site,
 ■ Home
 ■ Away
 N Neutral

Average RPI Win:	187	WON-LOST	WINNING	LAST 10	STRENGTH OF	OPP. STRENGTH	TEAM	ADJ.	CONF.	ADJ CONF.
Average RPI Loss:	64	RECORD	PCT. RANK	GAMES	SCHEDULE	OF SCHEDULE	RPI	RPI	RPI	RPI
DIV. I ONLY	10- 7	122	4-6	112	30	95	95	2	2	
DIV. I NON-CONF.	7- 4	100	1-3	217	60	135	135	2	2	
TOTALS	RPI 1-25	RPI 26-50	W-L RECORDS	RPI 51-100	RPI 101-150	RPI 150+				
10- 7	0- 2	1- 2	OVERALL	1- 2	2- 0	6- 1				
8- 0	0- 0	1- 0	HOME	1- 0	1- 0	5- 0				
1- 4	0- 2	0- 0	AWAY	0- 1	1- 0	0- 1				
1- 3	0- 0	0- 2	NEUTRAL	0- 1	0- 0	1- 0				
7- 4	0- 1	0- 2	NON-CONFERENCE	0- 1	1- 0	6- 0				
5- 0	0- 0	0- 0	HOME	0- 0	0- 0	5- 0				
1- 1	0- 1	0- 0	AWAY	0- 0	1- 0	0- 0				
1- 3	0- 0	0- 2	NEUTRAL	0- 1	0- 0	1- 0				
3- 3	0- 1	1- 0	CONFERENCE	1- 1	1- 0	0- 1				
3- 0	0- 0	1- 0	HOME	1- 0	1- 0	0- 0				
0- 3	0- 1	0- 0	AWAY	0- 1	0- 0	0- 1				
0- 0	0- 0	0- 0	NEUTRAL	0- 0	0- 0	0- 0				

RPI 1-25				RPI 26-50				RPI 51-100 Team's RPI: 95				RPI 101+			
RPI	S	Opponent	Score	RPI	S	Opponent	Score	RPI	S	Opponent	Score	RPI	S	Opponent	Score
12	A	Indiana	67 79	32	N	West Virginia	57 63	55	A	Michigan	69 89	124	A	Notre Dame	72 69
19	A	Florida St.	68 78	33	N	LSU	56 58	58	H	Nebraska	78 70	129	H	Wisconsin	69 52
				35	H	Ohio St.	68 65	88	N	Syracuse	63 77	158	N	Kansas St.	65 60
												178	H	Eastern Mich.	85 50
												206	A	Penn St.	73 86
												268	H	Morehead St.	93 48
												280	H	Oakland	76 56
												307	H	Detroit Mercy	110 52
												337	H	Hartford	79 34
LAST 10 Division I															
				35	H	Ohio St.	68 65	12	A	Indiana	67 79				
				129	H	Wisconsin	69 52	32	N	West Virginia	57 63				
				206	A	Penn St.	73 86	88	N	Syracuse	63 77				
				55	A	Michigan	69 89	268	H	Morehead St.	93 48				
				58	H	Nebraska	78 70	19	A	Florida St.	68 78				

Non-Div I Games:

Michigan St.

■ Loss,
 ■ Non-Conf, S Site,
 ■ Home
 ■ Away
 N Neutral

Middle Tenn.

Through Games Of Jan. 16, 2020

Average RPI Win:	159	WON-LOST	WINNING	LAST 10	STRENGTH OF	OPP. STRENGTH	TEAM	ADJ.	CONF.	ADJ CONF.
Average RPI Loss:	37	RECORD	PCT. RANK	GAMES	SCHEDULE	OF SCHEDULE	RPI	RPI	RPI	RPI
DIV. I ONLY	11- 6	85	6-4	23	72	47	47	13	13	
DIV. I NON-CONF.	8- 4	90	3-2	23	31	40	40	14	14	
TOTALS	RPI 1-25	RPI 26-50	W-L RECORDS	RPI 51-100	RPI 101-150	RPI 150+				
11- 6	0- 2	2- 3	OVERALL	0- 1	4- 0	5- 0				
7- 2	0- 1	2- 1	HOME	0- 0	2- 0	3- 0				
3- 2	0- 0	0- 1	AWAY	0- 1	1- 0	2- 0				
1- 2	0- 1	0- 1	NEUTRAL	0- 0	1- 0	0- 0				
8- 4	0- 2	1- 1	NON-CONFERENCE	0- 1	4- 0	3- 0				
5- 1	0- 1	1- 0	HOME	0- 0	2- 0	2- 0				
2- 1	0- 0	0- 0	AWAY	0- 1	1- 0	1- 0				
1- 2	0- 1	0- 1	NEUTRAL	0- 0	1- 0	0- 0				
3- 2	0- 0	1- 2	CONFERENCE	0- 0	0- 0	2- 0				
2- 1	0- 0	1- 1	HOME	0- 0	0- 0	1- 0				
1- 1	0- 0	0- 1	AWAY	0- 0	0- 0	1- 0				
0- 0	0- 0	0- 0	NEUTRAL	0- 0	0- 0	0- 0				

RPI 1-25				RPI 26-50				Team's RPI: 47	RPI 51-100				RPI 101+			
RPI	S	Opponent	Score	RPI	S	Opponent	Score		RPI	S	Opponent	Score	RPI	S	Opponent	Score
7	N	Gonzaga	50 62	30	H	TCU	82 70		83	A	Belmont	57 68	120	H	Furman	78 62
16	H	Kentucky	52 67	34	N	Arizona St.	60 61						133	A	Tulane	64 62
				37	H	Old Dominion	56 67						135	H	VCU	86 63
				45	A	Western Ky.	63 71						148	N	Auburn	73 50
				48	H	Charlotte	83 59						159	H	Tennessee Tech	64 58
													189	H	Fla. Atlantic	81 66
													250	A	East Carolina	68 66
													259	H	Lipscomb	70 49
													276	A	Marshall	75 55
LAST 10 Division I																
189	H	Fla. Atlantic	81 66	30	H	TCU	82 70									
45	A	Western Ky.	63 71	135	H	VCU	86 63									
276	A	Marshall	75 55	83	A	Belmont	57 68									
48	H	Charlotte	83 59	259	H	Lipscomb	70 49									
37	H	Old Dominion	56 67	34	N	Arizona St.	60 61									

Non-Div I Games:

Middle Tenn.

■ Loss,
 ■ Non-Conf, S Site,
 ■ Home
 ■ Away
 N Neutral

Milwaukee

Through Games Of Jan. 16, 2020

Average RPI Win:	234	WON-LOST	WINNING	LAST 10	STRENGTH OF	OPP. STRENGTH	TEAM	ADJ.	CONF.	ADJ CONF.
Average RPI Loss:	131	RECORD	PCT. RANK	GAMES	SCHEDULE	OF SCHEDULE	RPI	RPI	RPI	RPI
DIV. I ONLY	4- 11	285	3-7	177	129	274	274	19	19	
DIV. I NON-CONF.	2- 8	295	1-4	101	48	266	266	18	18	
TOTALS	RPI 1-25	RPI 26-50	W-L RECORDS	RPI 51-100	RPI 101-150	RPI 150+				
4- 11	0- 2	0- 1	OVERALL	0- 1	0- 1	4- 6				
3- 4	0- 0	0- 1	HOME	0- 0	0- 0	3- 3				
1- 7	0- 2	0- 0	AWAY	0- 1	0- 1	1- 3				
0- 0	0- 0	0- 0	NEUTRAL	0- 0	0- 0	0- 0				
2- 8	0- 2	0- 1	NON-CONFERENCE	0- 1	0- 1	2- 3				
2- 3	0- 0	0- 1	HOME	0- 0	0- 0	2- 2				
0- 5	0- 2	0- 0	AWAY	0- 1	0- 1	0- 1				
0- 0	0- 0	0- 0	NEUTRAL	0- 0	0- 0	0- 0				
2- 3	0- 0	0- 0	CONFERENCE	0- 0	0- 0	2- 3				
1- 1	0- 0	0- 0	HOME	0- 0	0- 0	1- 1				
1- 2	0- 0	0- 0	AWAY	0- 0	0- 0	1- 2				
0- 0	0- 0	0- 0	NEUTRAL	0- 0	0- 0	0- 0				

RPI 1-25				RPI 26-50				RPI 51-100				RPI 101+ Team's RPI: 274			
RPI	S	Opponent	Score	RPI	S	Opponent	Score	RPI	S	Opponent	Score	RPI	S	Opponent	Score
10	A	DePaul	65 94	31	H	Marquette	56 78	62	A	Minnesota	61 77	129	A	Wisconsin	40 71
25	A	Purdue	55 68									153	H	Wright St.	60 58
												157	H	North Dakota	58 66
												164	A	Green Bay	48 61
												171	A	Columbia	46 74
												199	H	Bowling Green	51 63
												217	H	Northern Ky.	49 61
												220	H	Northern Ill.	78 65
												256	H	Ark.-Pine Bluff	69 55
												280	A	Oakland	62 78
												307	A	Detroit Mercy	63 48
LAST 10 Division I															
280	A	Oakland	62 78	157	H	North Dakota	58 66								
307	A	Detroit Mercy	63 48	199	H	Bowling Green	51 63								
164	A	Green Bay	48 61	31	H	Marquette	56 78								
217	H	Northern Ky.	49 61	220	H	Northern Ill.	78 65								
153	H	Wright St.	60 58	171	A	Columbia	46 74								

Non-Div I Games: Wis.-Parkside 84 77

Milwaukee

Loss, Non-Conf, S Site, H Home A Away N Neutral

Average RPI Win:	179	WON-LOST	WINNING	LAST 10	STRENGTH OF	OPP. STRENGTH	TEAM	ADJ.	CONF.	ADJ CONF.
Average RPI Loss:	40	RECORD	PCT. RANK	GAMES	SCHEDULE	OF SCHEDULE	RPI	RPI	RPI	RPI
DIV. I ONLY	11- 6	85	5-5	57	29	62	62	2	2	
DIV. I NON-CONF.	10- 1	19	4-0	136	69	33	33	2	2	
TOTALS	RPI 1-25	RPI 26-50	W-L RECORDS	RPI 51-100	RPI 101-150	RPI 150+				
11- 6	0- 3	1- 1	OVERALL	1- 1	3- 1	6- 0				
7- 4	0- 3	1- 1	HOME	1- 0	1- 0	4- 0				
4- 2	0- 0	0- 0	AWAY	0- 1	2- 1	2- 0				
0- 0	0- 0	0- 0	NEUTRAL	0- 0	0- 0	0- 0				
10- 1	0- 1	1- 0	NON-CONFERENCE	1- 0	3- 0	5- 0				
7- 1	0- 1	1- 0	HOME	1- 0	1- 0	4- 0				
3- 0	0- 0	0- 0	AWAY	0- 0	2- 0	1- 0				
0- 0	0- 0	0- 0	NEUTRAL	0- 0	0- 0	0- 0				
1- 5	0- 2	0- 1	CONFERENCE	0- 1	0- 1	1- 0				
0- 3	0- 2	0- 1	HOME	0- 0	0- 0	0- 0				
1- 2	0- 0	0- 0	AWAY	0- 1	0- 1	1- 0				
0- 0	0- 0	0- 0	NEUTRAL	0- 0	0- 0	0- 0				

RPI 1-25				RPI 26-50				RPI 51-100				RPI 101+			
RPI	S	Opponent	Score	RPI	S	Opponent	Score	RPI	S	Opponent	Score	RPI	S	Opponent	Score
1	H	Missouri St.	69 77	34	H	Arizona St.	80 66	58	A	Nebraska	58 72	112	H	Montana St.	71 60
8	H	Iowa	75 76	35	H	Ohio St.	63 66	86	H	Lehigh	77 49	124	A	Notre Dame	75 67
13	H	Northwestern	54 56									125	A	Illinois	71 74
												138	A	George Washington	83 50
												195	A	American	70 53
												206	A	Penn St.	81 74
												230	H	UC Davis	76 67
												252	H	Vermont	90 58
												274	H	Milwaukee	77 61
												315	H	Bryant	101 56
LAST 10 Division I															
8	H	Iowa	75 76	206	A	Penn St.	81 74								
125	A	Illinois	71 74	86	H	Lehigh	77 49								
13	H	Northwestern	54 56	230	H	UC Davis	76 67								
58	A	Nebraska	58 72	138	A	George Washington	83 50								
35	H	Ohio St.	63 66	195	A	American	70 53								

Non-Div I Games:

Minnesota

■ Loss,
■ Non-Conf, S Site,
■ Home
■ Away
N Neutral

Average RPI Win: 124		WON-LOST	WINNING	LAST 10	STRENGTH OF	OPP. STRENGTH	TEAM	ADJ.	CONF.	ADJ CONF.
Average RPI Loss: 21		RECORD	PCT. RANK	GAMES	SCHEDULE	OF SCHEDULE	RPI	RPI	RPI	RPI
DIV. I ONLY		16- 2	11	8-2	29	28	15	15	5	5
DIV. I NON-CONF.		12- 2	29	4-2	26	40	13	13	5	5
TOTALS	RPI 1-25	RPI 26-50		W-L RECORDS		RPI 51-100	RPI 101-150	RPI 150+		
16- 2	0- 1	3- 1		OVERALL		4- 0	2- 0	7- 0		
7- 1	0- 0	1- 1		HOME		2- 0	1- 0	3- 0		
5- 0	0- 0	1- 0		AWAY		1- 0	1- 0	2- 0		
4- 1	0- 1	1- 0		NEUTRAL		1- 0	0- 0	2- 0		
12- 2	0- 1	2- 1		NON-CONFERENCE		3- 0	1- 0	6- 0		
5- 1	0- 0	0- 1		HOME		2- 0	0- 0	3- 0		
3- 0	0- 0	1- 0		AWAY		0- 0	1- 0	1- 0		
4- 1	0- 1	1- 0		NEUTRAL		1- 0	0- 0	2- 0		
4- 0	0- 0	1- 0		CONFERENCE		1- 0	1- 0	1- 0		
2- 0	0- 0	1- 0		HOME		0- 0	1- 0	0- 0		
2- 0	0- 0	0- 0		AWAY		1- 0	0- 0	1- 0		
0- 0	0- 0	0- 0		NEUTRAL		0- 0	0- 0	0- 0		

RPI 1-25				Team's RPI: 15		RPI 26-50				RPI 51-100				RPI 101+			
RPI	S	Opponent	Score	RPI	S	Opponent	Score	RPI	S	Opponent	Score	RPI	S	Opponent	Score		
9	N	Stanford	62 67	29	N	Virginia	72 59	66	H	Troy	122 82	131	A	Louisiana	64 48		
				31	A	Marquette	74 68	71	A	Georgia	73 66	142	H	Florida	93 47		
				32	H	West Virginia	65 71	74	H	UT Martin	82 46	154	A	Missouri	79 64		
				33	H	LSU	64 60	80	N	South Fla.	86 61	164	N	Green Bay	83 58		
												175	H	Southern Miss.	91 58		
												185	A	Jackson St.	92 53		
												207	H	Little Rock	89 50		
												211	H	Murray St.	124 43		
												231	N	San Francisco	73 38		
LAST 10 Division I																	
				33	H	LSU	64 60	29	N	Virginia	72 59						
				154	A	Missouri	79 64	80	N	South Fla.	86 61						
				71	A	Georgia	73 66	131	A	Louisiana	64 48						
				142	H	Florida	93 47	32	H	West Virginia	65 71						
				207	H	Little Rock	89 50	9	N	Stanford	62 67						

Non-Div I Games:

Mississippi St.

Loss, Non-Conf, S Site, H Home A Away N Neutral

Average RPI Win:	351	WON-LOST	WINNING	LAST 10	STRENGTH OF	OPP. STRENGTH	TEAM	ADJ.	CONF.	ADJ CONF.
Average RPI Loss:	236	RECORD	PCT. RANK	GAMES	SCHEDULE	OF SCHEDULE	RPI	RPI	RPI	RPI
DIV. I ONLY	1- 13	342	1-9	339	340	350	350	31	31	
DIV. I NON-CONF.	1- 10	329	1-6	305	339	346	346	29	29	
TOTALS	RPI 1-25	RPI 26-50	W-L RECORDS	RPI 51-100	RPI 101-150	RPI 150+				
1- 13	0- 0	0- 0	OVERALL	0- 0	0- 1	1- 12				
1- 3	0- 0	0- 0	HOME	0- 0	0- 1	1- 2				
0- 9	0- 0	0- 0	AWAY	0- 0	0- 0	0- 9				
0- 1	0- 0	0- 0	NEUTRAL	0- 0	0- 0	0- 1				
1- 10	0- 0	0- 0	NON-CONFERENCE	0- 0	0- 1	1- 9				
1- 2	0- 0	0- 0	HOME	0- 0	0- 1	1- 1				
0- 7	0- 0	0- 0	AWAY	0- 0	0- 0	0- 7				
0- 1	0- 0	0- 0	NEUTRAL	0- 0	0- 0	0- 1				
0- 3	0- 0	0- 0	CONFERENCE	0- 0	0- 0	0- 3				
0- 1	0- 0	0- 0	HOME	0- 0	0- 0	0- 1				
0- 2	0- 0	0- 0	AWAY	0- 0	0- 0	0- 2				
0- 0	0- 0	0- 0	NEUTRAL	0- 0	0- 0	0- 0				

RPI 1-25			RPI 26-50			RPI 51-100			RPI 101+			Team's RPI: 350
RPI	S	Opponent	Score	RPI	S	Opponent	Score	RPI	S	Opponent	Score	
								146	H	Austin Peay	82	100
								175	A	Southern Miss.	80	84
								176	A	North Ala.	60	86
								181	A	Memphis	54	91
								211	H	Murray St.	66	72
								223	A	Wyoming	22	95
								251	A	Colorado St.	46	65
								254	A	Ole Miss	53	72
								256	H	Ark.-Pine Bluff	77	80
								258	N	Omaha	70	78
								283	A	Alabama A&M	48	68
								305	A	Alabama St.	64	77
								348	A	La.-Monroe	66	74
								351	H	Florida A&M	71	70
LAST 10 Division I												
283	A	Alabama A&M	48	68	251	A	Colorado St.	46	65			
305	A	Alabama St.	64	77	223	A	Wyoming	22	95			
256	H	Ark.-Pine Bluff	77	80	351	H	Florida A&M	71	70			
348	A	La.-Monroe	66	74	258	N	Omaha	70	78			
181	A	Memphis	54	91	175	A	Southern Miss.	80	84			

Non-Div I Games:

Mississippi Val.

■ Loss,
 ■ Non-Conf,
 ■ S Site,
 ■ Home
 ■ A Away
 N Neutral

Average RPI Win:	169	WON-LOST	WINNING	LAST 10	STRENGTH OF	OPP. STRENGTH	TEAM	ADJ.	CONF.	ADJ CONF.
Average RPI Loss:	76	RECORD	PCT. RANK	GAMES	SCHEDULE	OF SCHEDULE	RPI	RPI	RPI	RPI
DIV. I ONLY	4- 14	303	2-8	5	77	154	154	5	5	
DIV. I NON-CONF.	3- 10	282	1-4	25	113	209	209	5	5	
TOTALS	RPI 1-25	RPI 26-50	W-L RECORDS	RPI 51-100	RPI 101-150	RPI 150+				
4- 14	0- 4	1- 3	OVERALL	1- 3	0- 1	2- 3				
4- 6	0- 3	1- 1	HOME	1- 1	0- 1	2- 0				
0- 6	0- 1	0- 2	AWAY	0- 1	0- 0	0- 2				
0- 2	0- 0	0- 0	NEUTRAL	0- 1	0- 0	0- 1				
3- 10	0- 2	0- 2	NON-CONFERENCE	1- 2	0- 1	2- 3				
3- 4	0- 1	0- 1	HOME	1- 1	0- 1	2- 0				
0- 4	0- 1	0- 1	AWAY	0- 0	0- 0	0- 2				
0- 2	0- 0	0- 0	NEUTRAL	0- 1	0- 0	0- 1				
1- 4	0- 2	1- 1	CONFERENCE	0- 1	0- 0	0- 0				
1- 2	0- 2	1- 0	HOME	0- 0	0- 0	0- 0				
0- 2	0- 0	0- 1	AWAY	0- 1	0- 0	0- 0				
0- 0	0- 0	0- 0	NEUTRAL	0- 0	0- 0	0- 0				

RPI 1-25				RPI 26-50				RPI 51-100				RPI 101+ Team's RPI: 154			
RPI	S	Opponent	Score	RPI	S	Opponent	Score	RPI	S	Opponent	Score	RPI	S	Opponent	Score
1	A	Missouri St.	72 79	33	H	LSU	69 65	58	H	Nebraska	85 90	125	H	Illinois	51 58
2	H	South Carolina	45 78	39	H	UNI	73 78	61	N	North Carolina	69 82	164	A	Green Bay	64 72
15	H	Mississippi St.	64 79	46	A	Arkansas	73 90	68	A	Tennessee	66 77	170	N	New Mexico	68 71
21	H	Princeton	33 68	49	A	South Dakota	56 72	99	H	Saint Louis	83 58	229	H	Western Ill.	97 89
												238	A	UMKC	56 59
												313	H	SIUE	68 51
LAST 10 Division I															
		2	H	South Carolina	45	78				125	H	Illinois	51	58	
		46	A	Arkansas	73	90				21	H	Princeton	33	68	
		15	H	Mississippi St.	64	79				1	A	Missouri St.	72	79	
		33	H	LSU	69	65				238	A	UMKC	56	59	
		68	A	Tennessee	66	77				99	H	Saint Louis	83	58	

Non-Div I Games:

Missouri

Average RPI Win:	110	WON-LOST	WINNING	LAST 10	STRENGTH OF	OPP. STRENGTH	TEAM	ADJ.	CONF.	ADJ CONF.
Average RPI Loss:	6	RECORD	PCT. RANK	GAMES	SCHEDULE	OF SCHEDULE	RPI	RPI	RPI	RPI
DIV. I ONLY	13- 2	20	9-1	6	53	1	1	7	7	
DIV. I NON-CONF.	9- 2	39	5-1	6	19	4	4	7	7	
TOTALS	RPI 1-25	RPI 26-50	W-L RECORDS	RPI 51-100	RPI 101-150	RPI 150+				
13- 2	2- 2	2- 0	OVERALL	2- 0	3- 0	4- 0				
7- 0	1- 0	1- 0	HOME	0- 0	2- 0	3- 0				
6- 2	1- 2	1- 0	AWAY	2- 0	1- 0	1- 0				
0- 0	0- 0	0- 0	NEUTRAL	0- 0	0- 0	0- 0				
9- 2	1- 2	1- 0	NON-CONFERENCE	2- 0	2- 0	3- 0				
5- 0	0- 0	0- 0	HOME	0- 0	2- 0	3- 0				
4- 2	1- 2	1- 0	AWAY	2- 0	0- 0	0- 0				
0- 0	0- 0	0- 0	NEUTRAL	0- 0	0- 0	0- 0				
4- 0	1- 0	1- 0	CONFERENCE	0- 0	1- 0	1- 0				
2- 0	1- 0	1- 0	HOME	0- 0	0- 0	0- 0				
2- 0	0- 0	0- 0	AWAY	0- 0	1- 0	1- 0				
0- 0	0- 0	0- 0	NEUTRAL	0- 0	0- 0	0- 0				

RPI 1-25				Team's RPI: 1				RPI 26-50				RPI 51-100				RPI 101+			
RPI	S	Opponent	Score	RPI	S	Opponent	Score	RPI	S	Opponent	Score	RPI	S	Opponent	Score	RPI	S	Opponent	Score
5	A	Oregon St.	69 80	39	H	UNI	80 66	62	A	Minnesota	77 69	108	A	Loyola Chicago	74 72				
7	A	Gonzaga	52 64	49	A	South Dakota	74 66	100	A	Boise St.	72 69	140	H	Wichita St.	68 55				
23	H	Drake	69 67									141	H	Santa Clara	71 64				
24	A	Oklahoma	96 90									154	H	Missouri	79 72				
												172	A	Valparaiso	81 68				
												186	H	A&M-Corpus Christi	79 51				
												238	H	UMKC	83 58				
LAST 10 Division I																			
				39	H	UNI	80 66	154	H	Missouri	79 72								
				23	H	Drake	69 67	140	H	Wichita St.	68 55								
				172	A	Valparaiso	81 68	238	H	UMKC	83 58								
				108	A	Loyola Chicago	74 72	49	A	South Dakota	74 66								
				7	A	Gonzaga	52 64	141	H	Santa Clara	71 64								

Non-Div I Games: William Jewell 111 39

Missouri St.

Average RPI Win:	290	WON-LOST	WINNING	LAST 10	STRENGTH OF	OPP. STRENGTH	TEAM	ADJ.	CONF.	ADJ CONF.
Average RPI Loss:	159	RECORD	PCT. RANK	GAMES	SCHEDULE	OF SCHEDULE	RPI	RPI	RPI	RPI
DIV. I ONLY	5- 11	261	4-6	256	241	278	278	24	24	
DIV. I NON-CONF.	3- 6	235	2-1	182	203	211	211	25	25	
TOTALS	RPI 1-25	RPI 26-50	W-L RECORDS	RPI 51-100	RPI 101-150	RPI 150+				
5- 11	0- 1	0- 0	OVERALL	0- 3	0- 1	5- 6				
2- 3	0- 0	0- 0	HOME	0- 0	0- 1	2- 2				
2- 8	0- 1	0- 0	AWAY	0- 3	0- 0	2- 4				
1- 0	0- 0	0- 0	NEUTRAL	0- 0	0- 0	1- 0				
3- 6	0- 1	0- 0	NON-CONFERENCE	0- 2	0- 1	3- 2				
1- 1	0- 0	0- 0	HOME	0- 0	0- 1	1- 0				
1- 5	0- 1	0- 0	AWAY	0- 2	0- 0	1- 2				
1- 0	0- 0	0- 0	NEUTRAL	0- 0	0- 0	1- 0				
2- 5	0- 0	0- 0	CONFERENCE	0- 1	0- 0	2- 4				
1- 2	0- 0	0- 0	HOME	0- 0	0- 0	1- 2				
1- 3	0- 0	0- 0	AWAY	0- 1	0- 0	1- 2				
0- 0	0- 0	0- 0	NEUTRAL	0- 0	0- 0	0- 0				

RPI 1-25				RPI 26-50				RPI 51-100				RPI 101+ Team's RPI: 278			
RPI	S	Opponent	Score	RPI	S	Opponent	Score	RPI	S	Opponent	Score	RPI	S	Opponent	Score
21	A	Princeton	40 52					51	A	Arizona	34 86	102	H	Providence	52 68
								64	A	Bucknell	37 71	168	A	San Diego	49 57
								77	A	Marist	66 76	192	H	Iona	33 36
												200	A	Quinnipiac	53 60
												215	H	Manhattan	62 60
												247	H	Lafayette	52 44
												262	A	Fairfield	38 49
												286	A	Loyola Maryland	48 64
												324	N	Purdue Fort Wayne	60 46
												325	A	Albany (NY)	53 41
												330	H	Canisius	62 71
												338	A	Saint Peter's	81 67
LAST 10 Division I															
200	A	Quinnipiac	53 60	77	A	Marist	66 76								
338	A	Saint Peter's	81 67	325	A	Albany (NY)	53 41								
192	H	Iona	33 36	286	A	Loyola Maryland	48 64								
262	A	Fairfield	38 49	215	H	Manhattan	62 60								
330	H	Canisius	62 71	247	H	Lafayette	52 44								

Non-Div I Games:

Monmouth

Montana

Through Games Of Jan. 16, 2020

Average RPI Win:	256	WON-LOST	WINNING	LAST 10	STRENGTH OF	OPP. STRENGTH	TEAM	ADJ.	CONF.	ADJ CONF.
Average RPI Loss:	121	RECORD	PCT. RANK	GAMES	SCHEDULE	OF SCHEDULE	RPI	RPI	RPI	RPI
DIV. I ONLY	7- 6	150	6-4	158	295	169	169	21	21	
DIV. I NON-CONF.	3- 4	201	2-2	24	312	119	119	17	17	
TOTALS	RPI 1-25	RPI 26-50	W-L RECORDS	RPI 51-100	RPI 101-150	RPI 150+				
7- 6	0- 0	0- 1	OVERALL	0- 2	0- 1	7- 2				
3- 3	0- 0	0- 0	HOME	0- 2	0- 0	3- 1				
4- 2	0- 0	0- 1	AWAY	0- 0	0- 0	4- 1				
0- 1	0- 0	0- 0	NEUTRAL	0- 0	0- 1	0- 0				
3- 4	0- 0	0- 1	NON-CONFERENCE	0- 2	0- 1	3- 0				
1- 2	0- 0	0- 0	HOME	0- 2	0- 0	1- 0				
2- 1	0- 0	0- 1	AWAY	0- 0	0- 0	2- 0				
0- 1	0- 0	0- 0	NEUTRAL	0- 0	0- 1	0- 0				
4- 2	0- 0	0- 0	CONFERENCE	0- 0	0- 0	4- 2				
2- 1	0- 0	0- 0	HOME	0- 0	0- 0	2- 1				
2- 1	0- 0	0- 0	AWAY	0- 0	0- 0	2- 1				
0- 0	0- 0	0- 0	NEUTRAL	0- 0	0- 0	0- 0				

RPI S	Opponent	Score	RPI S	Opponent	Score	RPI S	Opponent	Score	RPI S	Opponent	Score	Team's RPI: 169
49	A South Dakota	64 96	51	H Arizona	42 77	141	N Santa Clara	58 68	161	H Southern Utah	81 74	
			97	H Fresno St.	63 76	188	A Portland St.	65 78	197	H Northern Colo.	58 67	
						209	A Cal St. Fullerton	71 69	214	A Northern Ariz.	79 71	
						244	H Grand Canyon	72 67	289	H Eastern Wash.	92 54	
						329	A Utah Valley	63 52	345	A Sacramento St.	64 60	
LAST 10 Division I												
188	A Portland St.	65 78	214	A Northern Ariz.	79 71							
289	H Eastern Wash.	92 54	49	A South Dakota	64 96							
197	H Northern Colo.	58 67	329	A Utah Valley	63 52							
161	H Southern Utah	81 74	209	A Cal St. Fullerton	71 69							
345	A Sacramento St.	64 60	141	N Santa Clara	58 68							

Non-Div I Games: Mont. St.-Northern 98 45 Mont. St. Billings 70 53

Montana

Loss, Non-Conf, S Site, H Home A Away N Neutral

Average RPI Win:	239	WON-LOST	WINNING	LAST 10	STRENGTH OF	OPP. STRENGTH	TEAM	ADJ.	CONF.	ADJ CONF.
Average RPI Loss:	72	RECORD	PCT. RANK	GAMES	SCHEDULE	OF SCHEDULE	RPI	RPI	RPI	RPI
DIV. I ONLY	7- 6	150	6-4	73	229	112	112	21	21	
DIV. I NON-CONF.	2- 5	259	1-3	20	121	140	140	17	17	
TOTALS	RPI 1-25	RPI 26-50	W-L RECORDS	RPI 51-100	RPI 101-150	RPI 150+				
7- 6	0- 2	0- 0	OVERALL	0- 2	0- 2	7- 0				
3- 2	0- 1	0- 0	HOME	0- 0	0- 1	3- 0				
4- 2	0- 0	0- 0	AWAY	0- 2	0- 0	4- 0				
0- 2	0- 1	0- 0	NEUTRAL	0- 0	0- 1	0- 0				
2- 5	0- 2	0- 0	NON-CONFERENCE	0- 2	0- 1	2- 0				
1- 1	0- 1	0- 0	HOME	0- 0	0- 0	1- 0				
1- 2	0- 0	0- 0	AWAY	0- 2	0- 0	1- 0				
0- 2	0- 1	0- 0	NEUTRAL	0- 0	0- 1	0- 0				
5- 1	0- 0	0- 0	CONFERENCE	0- 0	0- 1	5- 0				
2- 1	0- 0	0- 0	HOME	0- 0	0- 1	2- 0				
3- 0	0- 0	0- 0	AWAY	0- 0	0- 0	3- 0				
0- 0	0- 0	0- 0	NEUTRAL	0- 0	0- 0	0- 0				

RPI 1-25			RPI 26-50			RPI 51-100			RPI 101+			Team's RPI: 112
RPI	S	Opponent	Score	RPI	S	Opponent	Score	RPI	S	Opponent	Score	
7	H	Gonzaga	55 70					62	A	Minnesota	60 71	126 H Idaho 68 69
20	N	Texas A&M	67 78					76	A	South Dakota St.	50 60	140 N Wichita St. 64 66
												161 H Southern Utah 91 65
												188 A Portland St. 73 62
												197 H Northern Colo. 91 58
												214 A Northern Ariz. 72 64
												230 H UC Davis 77 65
												340 A Seattle U 73 65
												345 A Sacramento St. 85 48
LAST 10 Division I												
188	A	Portland St.	73 62	345	A	Sacramento St.	85 48	20	N	Texas A&M	67 78	
126	H	Idaho	68 69	140	N	Wichita St.	64 66	7	H	Gonzaga	55 70	
161	H	Southern Utah	91 65	340	A	Seattle U	73 65					
197	H	Northern Colo.	91 58									
214	A	Northern Ariz.	72 64									

Non-Div I Games: Carroll (MT) 67 33 Mont. St.-Northern 93 34

Montana St.

Loss, Non-Conf, S Site, H Home A Away N Neutral

Average RPI Win:	287	WON-LOST	WINNING	LAST 10	STRENGTH OF	OPP. STRENGTH	TEAM	ADJ.	CONF.	ADJ CONF.
Average RPI Loss:	130	RECORD	PCT. RANK	GAMES	SCHEDULE	OF SCHEDULE	RPI	RPI	RPI	RPI
DIV. I ONLY	5- 10	253	4-6	179	258	268	268	20	20	
DIV. I NON-CONF.	2- 8	295	1-4	78	166	260	260	21	21	
TOTALS	RPI 1-25	RPI 26-50	W-L RECORDS	RPI 51-100	RPI 101-150	RPI 150+				
5- 10	0- 2	0- 0	OVERALL	0- 3	0- 0	5- 5				
4- 4	0- 0	0- 0	HOME	0- 1	0- 0	4- 3				
1- 6	0- 2	0- 0	AWAY	0- 2	0- 0	1- 2				
0- 0	0- 0	0- 0	NEUTRAL	0- 0	0- 0	0- 0				
2- 8	0- 2	0- 0	NON-CONFERENCE	0- 3	0- 0	2- 3				
2- 2	0- 0	0- 0	HOME	0- 1	0- 0	2- 1				
0- 6	0- 2	0- 0	AWAY	0- 2	0- 0	0- 2				
0- 0	0- 0	0- 0	NEUTRAL	0- 0	0- 0	0- 0				
3- 2	0- 0	0- 0	CONFERENCE	0- 0	0- 0	3- 2				
2- 2	0- 0	0- 0	HOME	0- 0	0- 0	2- 2				
1- 0	0- 0	0- 0	AWAY	0- 0	0- 0	1- 0				
0- 0	0- 0	0- 0	NEUTRAL	0- 0	0- 0	0- 0				

RPI	S	Opponent	Score	RPI	S	Opponent	Score	RPI	S	Opponent	Score	RPI	S	Opponent	Score	Team's RPI: 268
14	A	Baylor	47 94					84	H	N.C. A&T	56 74	159	H	Tennessee Tech	55 75	
16	A	Kentucky	54 79					95	A	Michigan St.	48 93	172	A	Valparaiso	53 55	
								98	A	Dayton	41 58	199	A	Bowling Green	65 79	
												218	H	Saint Francis (PA)	65 54	
												226	H	Stetson	55 58	
												241	H	Eastern Ill.	51 57	
												264	H	Radford	73 62	
												310	H	Jacksonville St.	67 48	
												313	H	SIUE	75 69	
												332	A	Tennessee St.	84 47	
LAST 10 Division I																
332	A	Tennessee St.	84 47	14	A	Baylor	47 94									
241	H	Eastern Ill.	51 57	172	A	Valparaiso	53 55									
313	H	SIUE	75 69	95	A	Michigan St.	48 93									
159	H	Tennessee Tech	55 75	98	A	Dayton	41 58									
310	H	Jacksonville St.	67 48	264	H	Radford	73 62									

Average RPI Win:	317	WON-LOST	WINNING	LAST 10	STRENGTH OF	OPP. STRENGTH	TEAM	ADJ.	CONF.	ADJ CONF.
Average RPI Loss:	191	RECORD	PCT. RANK	GAMES	SCHEDULE	OF SCHEDULE	RPI	RPI	RPI	RPI
DIV. I ONLY	4- 11	285	3-7	301	316	298	298	30	30	
DIV. I NON-CONF.	2- 9	304	1-5	237	280	305	305	31	31	
TOTALS	RPI 1-25	RPI 26-50	W-L RECORDS	RPI 51-100	RPI 101-150	RPI 150+				
4- 11	0- 0	0- 1	OVERALL	0- 2	0- 1	4- 7				
2- 0	0- 0	0- 0	HOME	0- 0	0- 0	2- 0				
2- 9	0- 0	0- 1	AWAY	0- 2	0- 0	2- 6				
0- 2	0- 0	0- 0	NEUTRAL	0- 0	0- 1	0- 1				
2- 9	0- 0	0- 1	NON-CONFERENCE	0- 2	0- 1	2- 5				
1- 0	0- 0	0- 0	HOME	0- 0	0- 0	1- 0				
1- 7	0- 0	0- 1	AWAY	0- 2	0- 0	1- 4				
0- 2	0- 0	0- 0	NEUTRAL	0- 0	0- 1	0- 1				
2- 2	0- 0	0- 0	CONFERENCE	0- 0	0- 0	2- 2				
1- 0	0- 0	0- 0	HOME	0- 0	0- 0	1- 0				
1- 2	0- 0	0- 0	AWAY	0- 0	0- 0	1- 2				
0- 0	0- 0	0- 0	NEUTRAL	0- 0	0- 0	0- 0				

RPI	S	Opponent	Score	RPI	S	Opponent	Score	RPI	S	Opponent	Score	RPI	S	Opponent	Score	Team's RPI: 298
31	A	Marquette	48 70	55	A	Michigan	48 80	105	N	Stony Brook	56 63	177	N	Akron	45 52	
				58	A	Nebraska	55 78	183	A	Bethune-Cookman	65 74	257	A	Delaware St.	61 69	
								258	A	Omaha	64 70	276	A	Marshall	57 52	
								293	H	Texas St.	72 62	314	A	UMBC	63 65	
								320	A	Hofstra	39 51	338	A	Saint Peter's	77 78	
								346	H	South Carolina St.	77 47	351	A	Florida A&M	59 47	
LAST 10 Division I																
183	A	Bethune-Cookman	65 74	105	N	Stony Brook	56 63									
351	A	Florida A&M	59 47	293	H	Texas St.	72 62									
346	H	South Carolina St.	77 47	314	A	UMBC	63 65									
257	A	Delaware St.	61 69	320	A	Hofstra	39 51									
177	N	Akron	45 52	55	A	Michigan	48 80									

Non-Div I Games: Washington Adventis84 52 Notre Dame (MD) 113 34

Morgan St.

Loss, Non-Conf, S Site, H Home A Away N Neutral

Mt. St. Mary's

Through Games Of Jan. 16, 2020

Average RPI Win:	276	WON-LOST	WINNING	LAST 10	STRENGTH OF	OPP. STRENGTH	TEAM	ADJ.	CONF.	ADJ CONF.
Average RPI Loss:	126	RECORD	PCT. RANK	GAMES	SCHEDULE	OF SCHEDULE	RPI	RPI	RPI	RPI
DIV. I ONLY	7- 8	194	5-5	270	132	208	208	29	29	
DIV. I NON-CONF.	4- 7	225	2-4	190	74	203	203	30	30	
TOTALS	RPI 1-25	RPI 26-50	W-L RECORDS	RPI 51-100	RPI 101-150	RPI 150+				
7- 8	0- 2	0- 1	OVERALL	0- 1	1- 0	6- 4				
4- 1	0- 0	0- 0	HOME	0- 1	0- 0	4- 0				
2- 6	0- 2	0- 1	AWAY	0- 0	0- 0	2- 3				
1- 1	0- 0	0- 0	NEUTRAL	0- 0	1- 0	0- 1				
4- 7	0- 2	0- 1	NON-CONFERENCE	0- 1	1- 0	3- 3				
2- 1	0- 0	0- 0	HOME	0- 1	0- 0	2- 0				
1- 5	0- 2	0- 1	AWAY	0- 0	0- 0	1- 2				
1- 1	0- 0	0- 0	NEUTRAL	0- 0	1- 0	0- 1				
3- 1	0- 0	0- 0	CONFERENCE	0- 0	0- 0	3- 1				
2- 0	0- 0	0- 0	HOME	0- 0	0- 0	2- 0				
1- 1	0- 0	0- 0	AWAY	0- 0	0- 0	1- 1				
0- 0	0- 0	0- 0	NEUTRAL	0- 0	0- 0	0- 0				

RPI 1-25				RPI 26-50				RPI 51-100				RPI 101+ Team's RPI: 208			
RPI	S	Opponent	Score	RPI	S	Opponent	Score	RPI	S	Opponent	Score	RPI	S	Opponent	Score
12	A	Indiana	52 75	37	A	Old Dominion	34 85	86	H	Lehigh	65 66	122	N	Richmond	75 67
16	A	Kentucky	44 67									173	N	Hampton	60 68
												179	A	Merrimack	55 76
												204	A	Towson	57 73
												264	A	Radford	75 58
												284	H	Wagner	78 63
												286	H	Loyola Maryland	81 75
												301	A	UMES	76 78
												314	H	UMBC	71 61
												315	A	Bryant	76 70
												347	H	LIU Brooklyn	75 57
LAST 10 Division I															
179	A	Merrimack	55 76	122	N	Richmond	75 67								
315	A	Bryant	76 70	173	N	Hampton	60 68								
347	H	LIU Brooklyn	75 57	301	A	UMES	76 78								
284	H	Wagner	78 63	86	H	Lehigh	65 66								
37	A	Old Dominion	34 85	286	H	Loyola Maryland	81 75								

Non-Div I Games: Frostburg St. 94 40

Mt. St. Mary's

■ Loss,
 ■ Non-Conf,
 ■ S Site,
 ■ H Home
 ■ A Away
 N Neutral

Average RPI Win:	265	WON-LOST	WINNING	LAST 10	STRENGTH OF	OPP. STRENGTH	TEAM	ADJ.	CONF.	ADJ CONF.
Average RPI Loss:	110	RECORD	PCT. RANK	GAMES	SCHEDULE	OF SCHEDULE	RPI	RPI	RPI	RPI
DIV. I ONLY	6- 8	212	4-6	253	147	211	211	20	20	
DIV. I NON-CONF.	5- 4	140	3-2	303	65	177	177	21	21	
TOTALS	RPI 1-25	RPI 26-50	W-L RECORDS	RPI 51-100	RPI 101-150	RPI 150+				
6- 8	0- 2	0- 0	OVERALL	0- 3	0- 1	6- 2				
3- 2	0- 0	0- 0	HOME	0- 1	0- 1	3- 0				
3- 6	0- 2	0- 0	AWAY	0- 2	0- 0	3- 2				
0- 0	0- 0	0- 0	NEUTRAL	0- 0	0- 0	0- 0				
5- 4	0- 2	0- 0	NON-CONFERENCE	0- 1	0- 1	5- 0				
2- 1	0- 0	0- 0	HOME	0- 0	0- 1	2- 0				
3- 3	0- 2	0- 0	AWAY	0- 1	0- 0	3- 0				
0- 0	0- 0	0- 0	NEUTRAL	0- 0	0- 0	0- 0				
1- 4	0- 0	0- 0	CONFERENCE	0- 2	0- 0	1- 2				
1- 1	0- 0	0- 0	HOME	0- 1	0- 0	1- 0				
0- 3	0- 0	0- 0	AWAY	0- 1	0- 0	0- 2				
0- 0	0- 0	0- 0	NEUTRAL	0- 0	0- 0	0- 0				

RPI 1-25				RPI 26-50				RPI 51-100				RPI 101+ Team's RPI: 211			
RPI	S	Opponent	Score	RPI	S	Opponent	Score	RPI	S	Opponent	Score	RPI	S	Opponent	Score
3	A	Louisville	40 76					74	A	UT Martin	56 98	150	H	Samford	56 84
15	A	Mississippi St.	43 124					74	H	UT Martin	64 89	159	A	Tennessee Tech	72 77
								91	A	Southern Ill.	66 76	165	H	Southeast Mo. St.	70 62
												212	H	Arkansas St.	77 62
												259	A	Lipscomb	67 57
												275	H	Indiana St.	70 62
												310	A	Jacksonville St.	51 68
												326	A	Evansville	61 59
												350	A	Mississippi Val.	72 66
LAST 10 Division I															
74	A	UT Martin	56 98	150	H	Samford	56 84								
159	A	Tennessee Tech	72 77	91	A	Southern Ill.	66 76								
310	A	Jacksonville St.	51 68	275	H	Indiana St.	70 62								
165	H	Southeast Mo. St.	70 62	326	A	Evansville	61 59								
74	H	UT Martin	64 89	212	H	Arkansas St.	77 62								

Non-Div I Games: Cumberland (TN) 93 60 Christian Bros. 95 59

Murray St.

■ Loss,
 ■ Non-Conf, S Site,
 ■ Home
 ■ Away
 N Neutral

Average RPI Win:	224	WON-LOST	WINNING	LAST 10	STRENGTH OF	OPP. STRENGTH	TEAM	ADJ.	CONF.	ADJ CONF.
Average RPI Loss:	77	RECORD	PCT. RANK	GAMES	SCHEDULE	OF SCHEDULE	RPI	RPI	RPI	RPI
DIV. I ONLY	9- 4	69	8-2	248	71	84	84	30	30	
DIV. I NON-CONF.	6- 4	122	5-2	116	25	61	61	31	31	
TOTALS	RPI 1-25	RPI 26-50	W-L RECORDS	RPI 51-100	RPI 101-150	RPI 150+				
9- 4	0- 1	0- 1	OVERALL	0- 1	2- 0	7- 1				
3- 0	0- 0	0- 0	HOME	0- 0	1- 0	2- 0				
5- 3	0- 1	0- 0	AWAY	0- 1	1- 0	4- 1				
1- 1	0- 0	0- 1	NEUTRAL	0- 0	0- 0	1- 0				
6- 4	0- 1	0- 1	NON-CONFERENCE	0- 1	2- 0	4- 1				
2- 0	0- 0	0- 0	HOME	0- 0	1- 0	1- 0				
3- 3	0- 1	0- 0	AWAY	0- 1	1- 0	2- 1				
1- 1	0- 0	0- 1	NEUTRAL	0- 0	0- 0	1- 0				
3- 0	0- 0	0- 0	CONFERENCE	0- 0	0- 0	3- 0				
1- 0	0- 0	0- 0	HOME	0- 0	0- 0	1- 0				
2- 0	0- 0	0- 0	AWAY	0- 0	0- 0	2- 0				
0- 0	0- 0	0- 0	NEUTRAL	0- 0	0- 0	0- 0				

RPI 1-25				RPI 26-50				RPI 51-100 Team's RPI: 84				RPI 101+			
RPI	S	Opponent	Score	RPI	S	Opponent	Score	RPI	S	Opponent	Score	RPI	S	Opponent	Score
17	A	NC State	44 80	41	N	Miami (FL)	67 68	71	A	Georgia	54 72	101	H	UNC Greensboro	57 48
												135	A	VCU	69 58
												177	A	Akron	52 64
												184	A	Clemson	82 74
												210	H	ETSU	80 69
												212	N	Arkansas St.	55 50
												257	A	Delaware St.	69 45
												268	A	Morehead St.	74 56
												301	A	UMES	67 31
												351	H	Florida A&M	71 44
LAST 10 Division I															
257	A	Delaware St.	69 45	177	A	Akron	52 64								
301	A	UMES	67 31	101	H	UNC Greensboro	57 48								
351	H	Florida A&M	71 44	268	A	Morehead St.	74 56								
135	A	VCU	69 58	212	N	Arkansas St.	55 50								
184	A	Clemson	82 74	41	N	Miami (FL)	67 68								

Non-Div I Games: Saint Augustine's 75 44 Johnson & Wales (NC121 61

N.C. A&T

Loss, Non-Conf, S Site, H Home A Away N Neutral

N.C. Central

Through Games Of Jan. 16, 2020

Average RPI Win:	275	WON-LOST	WINNING	LAST 10	STRENGTH OF	OPP. STRENGTH	TEAM	ADJ.	CONF.	ADJ CONF.
Average RPI Loss:	188	RECORD	PCT. RANK	GAMES	SCHEDULE	OF SCHEDULE	RPI	RPI	RPI	RPI
DIV. I ONLY	3- 11	304	2-8	302	217	322	322	30	30	
DIV. I NON-CONF.	2- 9	304	1-6	192	231	302	302	31	31	
TOTALS	RPI 1-25	RPI 26-50	W-L RECORDS	RPI 51-100	RPI 101-150	RPI 150+				
3- 11	0- 1	0- 0	OVERALL	0- 2	1- 1	2- 7				
2- 3	0- 0	0- 0	HOME	0- 0	1- 0	1- 3				
1- 7	0- 1	0- 0	AWAY	0- 2	0- 1	1- 3				
0- 1	0- 0	0- 0	NEUTRAL	0- 0	0- 0	0- 1				
2- 9	0- 1	0- 0	NON-CONFERENCE	0- 2	1- 1	1- 5				
1- 3	0- 0	0- 0	HOME	0- 0	1- 0	0- 3				
1- 5	0- 1	0- 0	AWAY	0- 2	0- 1	1- 1				
0- 1	0- 0	0- 0	NEUTRAL	0- 0	0- 0	0- 1				
1- 2	0- 0	0- 0	CONFERENCE	0- 0	0- 0	1- 2				
1- 0	0- 0	0- 0	HOME	0- 0	0- 0	1- 0				
0- 2	0- 0	0- 0	AWAY	0- 0	0- 0	0- 2				
0- 0	0- 0	0- 0	NEUTRAL	0- 0	0- 0	0- 0				

RPI 1-25				RPI 26-50				RPI 51-100				RPI 101+ Team's RPI: 322			
RPI	S	Opponent	Score	RPI	S	Opponent	Score	RPI	S	Opponent	Score	RPI	S	Opponent	Score
8	A	Iowa	50 102					61	A	North Carolina	53 92	111	A	California	69 90
								72	A	CSU Bakersfield	71 80	127	H	Campbell	67 64
												206	N	Penn St.	68 92
												225	A	Col. of Charleston	78 85
												248	H	Winthrop	46 56
												257	A	Delaware St.	54 64
												267	H	High Point	58 78
												301	A	UMES	63 65
												312	H	FIU	58 59
												347	A	LIU Brooklyn	61 59
												351	H	Florida A&M	66 57
LAST 10 Division I															
301	A	UMES	63 65	61	A	North Carolina	53 92								
257	A	Delaware St.	54 64	312	H	FIU	58 59								
351	H	Florida A&M	66 57	72	A	CSU Bakersfield	71 80								
347	A	LIU Brooklyn	61 59	206	N	Penn St.	68 92								
8	A	Iowa	50 102	111	A	California	69 90								

Non-Div I Games: Washington Adventis83 48 Lincoln (PA) 53 68

N.C. Central

Loss, Non-Conf, S Site, H Home A Away N Neutral

Average RPI Win:	129	WON-LOST	WINNING	LAST 10	STRENGTH OF	OPP. STRENGTH	TEAM	ADJ.	CONF.	ADJ CONF.
Average RPI Loss:	61	RECORD	PCT. RANK	GAMES	SCHEDULE	OF SCHEDULE	RPI	RPI	RPI	RPI
DIV. I ONLY	16- 1	5	9-1	100	15	17	17	3	3	
DIV. I NON-CONF.	11- 0	1	4-0	178	44	18	18	3	3	
TOTALS	RPI 1-25	RPI 26-50	W-L RECORDS	RPI 51-100	RPI 101-150	RPI 150+				
16- 1	2- 0	2- 0	OVERALL	3- 1	2- 0	7- 0				
10- 0	2- 0	2- 0	HOME	2- 0	0- 0	4- 0				
4- 1	0- 0	0- 0	AWAY	0- 1	2- 0	2- 0				
2- 0	0- 0	0- 0	NEUTRAL	1- 0	0- 0	1- 0				
11- 0	1- 0	0- 0	NON-CONFERENCE	3- 0	0- 0	7- 0				
7- 0	1- 0	0- 0	HOME	2- 0	0- 0	4- 0				
2- 0	0- 0	0- 0	AWAY	0- 0	0- 0	2- 0				
2- 0	0- 0	0- 0	NEUTRAL	1- 0	0- 0	1- 0				
5- 1	1- 0	2- 0	CONFERENCE	0- 1	2- 0	0- 0				
3- 0	1- 0	2- 0	HOME	0- 0	0- 0	0- 0				
2- 1	0- 0	0- 0	AWAY	0- 1	2- 0	0- 0				
0- 0	0- 0	0- 0	NEUTRAL	0- 0	0- 0	0- 0				

RPI	S	Opponent	Score	RPI	S	Opponent	Score	RPI	S	Opponent	Score	RPI	S	Opponent	Score
19	H	Florida St.	68 51	29	H	Virginia	80 60	59	N	Texas	84 73	103	A	Boston College	72 54
22	H	Maryland	66 59	36	H	Virginia Tech	76 69	61	A	North Carolina	60 66	124	A	Notre Dame	90 56
								84	H	N.C. A&T	80 44	152	A	Saint Mary's (CA)	87 70
								90	H	Elon	62 49	191	H	Lamar University	81 40
												194	A	Hawaii	68 59
												213	H	Chattanooga	74 38
												221	H	UNCW	80 40
												253	H	Maine	62 34
												266	N	North Texas	76 65
LAST 10 Division I															
19	H	Florida St.	68 51	103	A	Boston College	72 54	213	H	Chattanooga	74 38	90	H	Elon	62 49
124	A	Notre Dame	90 56	29	H	Virginia	80 60	22	H	Maryland	66 59	266	N	North Texas	76 65
61	A	North Carolina	60 66	36	H	Virginia Tech	76 69								

Non-Div I Games:

NC State

Nebraska

Through Games Of Jan. 16, 2020

Average RPI Win:	183	WON-LOST	WINNING	LAST 10	STRENGTH OF	OPP. STRENGTH	TEAM	ADJ.	CONF.	ADJ CONF.
Average RPI Loss:	40	RECORD	PCT. RANK	GAMES	SCHEDULE	OF SCHEDULE	RPI	RPI	RPI	RPI
DIV. I ONLY	13- 4	46	7-3	146	58	58	58	2	2	
DIV. I NON-CONF.	10- 1	19	4-0	307	100	103	103	2	2	
TOTALS	RPI 1-25	RPI 26-50	W-L RECORDS	RPI 51-100	RPI 101-150	RPI 150+				
13- 4	1- 2	1- 1	OVERALL	1- 1	2- 0	8- 0				
10- 1	1- 1	1- 0	HOME	1- 0	1- 0	6- 0				
1- 3	0- 1	0- 1	AWAY	0- 1	0- 0	1- 0				
2- 0	0- 0	0- 0	NEUTRAL	0- 0	1- 0	1- 0				
10- 1	0- 1	1- 0	NON-CONFERENCE	0- 0	1- 0	8- 0				
7- 1	0- 1	1- 0	HOME	0- 0	0- 0	6- 0				
1- 0	0- 0	0- 0	AWAY	0- 0	0- 0	1- 0				
2- 0	0- 0	0- 0	NEUTRAL	0- 0	1- 0	1- 0				
3- 3	1- 1	0- 1	CONFERENCE	1- 1	1- 0	0- 0				
3- 0	1- 0	0- 0	HOME	1- 0	1- 0	0- 0				
0- 3	0- 1	0- 1	AWAY	0- 1	0- 0	0- 0				
0- 0	0- 0	0- 0	NEUTRAL	0- 0	0- 0	0- 0				

RPI	S	Opponent	Score	RPI	S	Opponent	Score	RPI	S	Opponent	Score	RPI	S	Opponent	Score
8	H	Iowa	78 69	26	A	Rutgers	65 69	62	H	Minnesota	72 58	110	N	Southern California	67 54
18	H	Creighton	74 79	44	H	Duke	83 79	95	A	Michigan St.	70 78	129	H	Wisconsin	65 50
22	A	Maryland	69 87									154	A	Missouri	90 85
												215	H	Manhattan	71 51
												228	H	Oral Roberts	77 67
												263	H	Southern U.	73 39
												272	N	Sacred Heart	72 49
												283	H	Alabama A&M	68 46
												298	H	Morgan St.	78 55
												313	H	SIUE	63 49
LAST 10 Division I															
22	A	Maryland	69 87	8	H	Iowa	78 69								
26	A	Rutgers	65 69	215	H	Manhattan	71 51								
129	H	Wisconsin	65 50	228	H	Oral Roberts	77 67								
62	H	Minnesota	72 58	44	H	Duke	83 79								
95	A	Michigan St.	70 78	272	N	Sacred Heart	72 49								

Non-Div I Games:

Nebraska

■ Loss,
 ■ Non-Conf, S Site,
 ■ Home
 ■ Away
 N Neutral

Average RPI Win:	302	WON-LOST	WINNING	LAST 10	STRENGTH OF	OPP. STRENGTH	TEAM	ADJ.	CONF.	ADJ CONF.
Average RPI Loss:	179	RECORD	PCT. RANK	GAMES	SCHEDULE	OF SCHEDULE	RPI	RPI	RPI	RPI
DIV. I ONLY	7- 9	205	3-7	330	309	299	299	17	17	
DIV. I NON-CONF.	6- 4	122	2-2	332	332	258	258	24	24	
TOTALS	RPI 1-25	RPI 26-50	W-L RECORDS	RPI 51-100	RPI 101-150	RPI 150+				
7- 9	0- 0	0- 0	OVERALL	0- 1	0- 3	7- 5				
5- 3	0- 0	0- 0	HOME	0- 0	0- 1	5- 2				
1- 6	0- 0	0- 0	AWAY	0- 1	0- 2	1- 3				
1- 0	0- 0	0- 0	NEUTRAL	0- 0	0- 0	1- 0				
6- 4	0- 0	0- 0	NON-CONFERENCE	0- 0	0- 3	6- 1				
4- 1	0- 0	0- 0	HOME	0- 0	0- 1	4- 0				
1- 3	0- 0	0- 0	AWAY	0- 0	0- 2	1- 1				
1- 0	0- 0	0- 0	NEUTRAL	0- 0	0- 0	1- 0				
1- 5	0- 0	0- 0	CONFERENCE	0- 1	0- 0	1- 4				
1- 2	0- 0	0- 0	HOME	0- 0	0- 0	1- 2				
0- 3	0- 0	0- 0	AWAY	0- 1	0- 0	0- 2				
0- 0	0- 0	0- 0	NEUTRAL	0- 0	0- 0	0- 0				

RPI S	Opponent	Score	RPI S	Opponent	Score	RPI S	Opponent	Score	RPI S	Opponent	Score	Team's RPI: 299
						100 A	Boise St.	40 54	110 A	Southern California	47 50	
									134 A	Utah	62 68	
									147 H	SFA	65 80	
									152 H	Saint Mary's (CA)	78 72	
									155 H	San Jose St.	70 72	
									188 A	Portland St.	75 80	
									223 A	Wyoming	59 83	
									251 A	Colorado St.	70 75	
									288 H	Utah St.	69 60	
									304 H	Air Force	61 68	
									319 N	UTRGV	62 57	
									329 A	Utah Valley	60 57	
									331 H	Cal Poly	71 40	
									345 H	Sacramento St.	83 72	
									349 H	Chicago St.	80 60	
LAST 10 Division I												
			223 A	Wyoming	59 83		331 H	Cal Poly	71 40			
			288 H	Utah St.	69 60		319 N	UTRGV	62 57			
			155 H	San Jose St.	70 72		110 A	Southern California	47 50			
			100 A	Boise St.	40 54		134 A	Utah	62 68			
			251 A	Colorado St.	70 75		304 H	Air Force	61 68			

Non-Div I Games: Stanislaus St. 80 62

Nevada

■ Loss,
 ■ Non-Conf, S Site,
 ■ Home
 ■ Away
 N Neutral

New Hampshire

Through Games Of Jan. 16, 2020

Average RPI Win:	330	WON-LOST	WINNING	LAST 10	STRENGTH OF	OPP. STRENGTH	TEAM	ADJ.	CONF.	ADJ CONF.
Average RPI Loss:	162	RECORD	PCT. RANK	GAMES	SCHEDULE	OF SCHEDULE	RPI	RPI	RPI	RPI
DIV. I ONLY	4- 12	290	3-7	229	290	291	291	28	28	
DIV. I NON-CONF.	2- 9	304	1-4	185	266	301	301	28	28	
TOTALS	RPI 1-25	RPI 26-50	W-L RECORDS	RPI 51-100	RPI 101-150	RPI 150+				
4- 12	0- 2	0- 0	OVERALL	0- 0	0- 3	4- 7				
2- 4	0- 0	0- 0	HOME	0- 0	0- 1	2- 3				
2- 8	0- 2	0- 0	AWAY	0- 0	0- 2	2- 4				
0- 0	0- 0	0- 0	NEUTRAL	0- 0	0- 0	0- 0				
2- 9	0- 2	0- 0	NON-CONFERENCE	0- 0	0- 2	2- 5				
1- 3	0- 0	0- 0	HOME	0- 0	0- 0	1- 3				
1- 6	0- 2	0- 0	AWAY	0- 0	0- 2	1- 2				
0- 0	0- 0	0- 0	NEUTRAL	0- 0	0- 0	0- 0				
2- 3	0- 0	0- 0	CONFERENCE	0- 0	0- 1	2- 2				
1- 1	0- 0	0- 0	HOME	0- 0	0- 1	1- 0				
1- 2	0- 0	0- 0	AWAY	0- 0	0- 0	1- 2				
0- 0	0- 0	0- 0	NEUTRAL	0- 0	0- 0	0- 0				

RPI 1-25				RPI 26-50				RPI 51-100				RPI 101+ Team's RPI: 291			
RPI	S	Opponent	Score	RPI	S	Opponent	Score	RPI	S	Opponent	Score	RPI	S	Opponent	Score
14	A	Baylor	29 97									105	H	Stony Brook	44 53
21	A	Princeton	37 77									117	A	Massachusetts	65 67
												139	A	Holy Cross	61 82
												151	A	Dartmouth	47 66
												179	A	Merrimack	54 64
												193	H	Boston U.	64 78
												224	A	UMass Lowell	53 58
												242	H	Brown	68 76
												253	A	Maine	50 67
												306	H	North Dakota St.	61 67
												315	A	Bryant	68 56
												325	A	Albany (NY)	48 47
												337	H	Hartford	72 71
												342	H	Central Conn. St.	70 59
LAST 10 Division I															
325	A	Albany (NY)	48 47	21	A	Princeton	37 77								
105	H	Stony Brook	44 53	139	A	Holy Cross	61 82								
253	A	Maine	50 67	151	A	Dartmouth	47 66								
337	H	Hartford	72 71	342	H	Central Conn. St.	70 59								
224	A	UMass Lowell	53 58	117	A	Massachusetts	65 67								

Non-Div I Games: Wheaton (MA) 89 44

New Hampshire

Loss, Non-Conf, S Site, H Home A Away N Neutral

Average RPI Win: 223	WON-LOST	WINNING	LAST 10	STRENGTH OF	OPP. STRENGTH	TEAM	ADJ.	CONF.	ADJ CONF.
Average RPI Loss: 122	RECORD	PCT. RANK	GAMES	SCHEDULE	OF SCHEDULE	RPI	RPI	RPI	RPI
DIV. I ONLY	10- 8	149	4-6	168	162	170	170	17	17
DIV. I NON-CONF.	8- 4	90	2-3	187	115	123	123	24	24
TOTALS	RPI 1-25	RPI 26-50	W-L RECORDS	RPI 51-100	RPI 101-150	RPI 150+			
10- 8	0- 0	0- 2	OVERALL	0- 3	2- 0	8- 3			
6- 4	0- 0	0- 0	HOME	0- 1	2- 0	4- 3			
3- 3	0- 0	0- 1	AWAY	0- 2	0- 0	3- 0			
1- 1	0- 0	0- 1	NEUTRAL	0- 0	0- 0	1- 0			
8- 4	0- 0	0- 2	NON-CONFERENCE	0- 1	2- 0	6- 1			
5- 2	0- 0	0- 0	HOME	0- 1	2- 0	3- 1			
2- 1	0- 0	0- 1	AWAY	0- 0	0- 0	2- 0			
1- 1	0- 0	0- 1	NEUTRAL	0- 0	0- 0	1- 0			
2- 4	0- 0	0- 0	CONFERENCE	0- 2	0- 0	2- 2			
1- 2	0- 0	0- 0	HOME	0- 0	0- 0	1- 2			
1- 2	0- 0	0- 0	AWAY	0- 2	0- 0	1- 0			
0- 0	0- 0	0- 0	NEUTRAL	0- 0	0- 0	0- 0			

RPI S	Opponent	Score	RPI S	Opponent	Score	RPI S	Opponent	Score	RPI S	Opponent	Score	Team's RPI: 170
32 N	West Virginia	60 73	65 H	Ball St.	57 70	102 H	Providence	86 68				
34 A	Arizona St.	47 84	97 A	Fresno St.	81 84	137 H	Houston	81 71				
			100 A	Boise St.	82 83	154 N	Missouri	71 68				
						155 H	San Jose St.	80 81				
						205 A	UTEP	93 78				
						214 H	Northern Ariz.	83 76				
						223 H	Wyoming	66 73				
						245 H	UC Riverside	80 70				
						251 H	Colorado St.	73 62				
						271 H	LMU (CA)	72 73				
						304 A	Air Force	75 53				
						311 A	New Mexico St.	86 67				
						311 H	New Mexico St.	107 53				
LAST 10 Division I												
251 H	Colorado St.	73 62	271 H	LMU (CA)	72 73							
304 A	Air Force	75 53	102 H	Providence	86 68							
97 A	Fresno St.	81 84	311 H	New Mexico St.	107 53							
155 H	San Jose St.	80 81	34 A	Arizona St.	47 84							
65 H	Ball St.	57 70	223 H	Wyoming	66 73							

Non-Div I Games: Northern N.M. 92 44

New Mexico

■ Loss,
 ■ Non-Conf, S Site,
 ■ Home
 ■ Away
 N Neutral

Average RPI Win:	311	WON-LOST	WINNING	LAST 10	STRENGTH OF	OPP. STRENGTH	TEAM	ADJ.	CONF.	ADJ CONF.
Average RPI Loss:	199	RECORD	PCT. RANK	GAMES	SCHEDULE	OF SCHEDULE	RPI	RPI	RPI	RPI
DIV. I ONLY	4- 12	290	3-7	269	330	311	311	32	32	
DIV. I NON-CONF.	2- 10	313	1-5	188	303	311	311	32	32	
TOTALS	RPI 1-25	RPI 26-50	W-L RECORDS	RPI 51-100	RPI 101-150	RPI 150+				
4- 12	0- 0	0- 1	OVERALL	0- 0	0- 2	4- 9				
2- 6	0- 0	0- 1	HOME	0- 0	0- 0	2- 5				
2- 4	0- 0	0- 0	AWAY	0- 0	0- 1	2- 3				
0- 2	0- 0	0- 0	NEUTRAL	0- 0	0- 1	0- 1				
2- 10	0- 0	0- 1	NON-CONFERENCE	0- 0	0- 2	2- 7				
1- 5	0- 0	0- 1	HOME	0- 0	0- 0	1- 4				
1- 3	0- 0	0- 0	AWAY	0- 0	0- 1	1- 2				
0- 2	0- 0	0- 0	NEUTRAL	0- 0	0- 1	0- 1				
2- 2	0- 0	0- 0	CONFERENCE	0- 0	0- 0	2- 2				
1- 1	0- 0	0- 0	HOME	0- 0	0- 0	1- 1				
1- 1	0- 0	0- 0	AWAY	0- 0	0- 0	1- 1				
0- 0	0- 0	0- 0	NEUTRAL	0- 0	0- 0	0- 0				

RPI S	Opponent	Score	RPI S	Opponent	Score	RPI S	Opponent	Score	RPI S	Opponent	Score	Team's RPI: 311
			34 H	Arizona St.	47 70				118 A	Abilene Christian	54 67	
									123 N	Western Mich.	76 79	
									170 A	New Mexico	53 107	
									170 H	New Mexico	67 86	
									205 A	UTEP	45 65	
									205 H	UTEP	57 63	
									233 H	Pepperdine	69 72	
									238 A	UMKC	52 56	
									245 H	UC Riverside	58 60	
									294 A	Denver	78 75	
									297 H	California Baptist	57 56	
									303 H	Weber St.	77 47	
									323 N	Georgia St.	51 59	
									329 H	Utah Valley	54 58	
									349 A	Chicago St.	73 60	
LAST 10 Division I												
			329 H	Utah Valley	54 58				34 H	Arizona St.	47 70	
			238 A	UMKC	52 56				170 A	New Mexico	53 107	
			349 A	Chicago St.	73 60				303 H	Weber St.	77 47	
			297 H	California Baptist	57 56				123 N	Western Mich.	76 79	
			118 A	Abilene Christian	54 67				323 N	Georgia St.	51 59	

Non-Div I Games: Western N.M. 75 56

New Mexico St.

■ Loss,
 ■ Non-Conf,
 ■ S Site,
 ■ H Home
 ■ A Away
 N Neutral

New Orleans

Through Games Of Jan. 16, 2020

Average RPI Win:	222	WON-LOST	WINNING	LAST 10	STRENGTH OF	OPP. STRENGTH	TEAM	ADJ.	CONF.	ADJ CONF.
Average RPI Loss:	120	RECORD	PCT. RANK	GAMES	SCHEDULE	OF SCHEDULE	RPI	RPI	RPI	RPI
DIV. I ONLY	6- 7	202	5-5	55	310	113	113	25	25	
DIV. I NON-CONF.	2- 5	259	1-3	53	209	162	162	23	23	
TOTALS	RPI 1-25	RPI 26-50	W-L RECORDS	RPI 51-100	RPI 101-150	RPI 150+				
6- 7	0- 0	0- 2	OVERALL	0- 1	1- 3	5- 1				
2- 2	0- 0	0- 0	HOME	0- 0	1- 2	1- 0				
4- 5	0- 0	0- 2	AWAY	0- 1	0- 1	4- 1				
0- 0	0- 0	0- 0	NEUTRAL	0- 0	0- 0	0- 0				
2- 5	0- 0	0- 2	NON-CONFERENCE	0- 1	0- 1	2- 1				
1- 1	0- 0	0- 0	HOME	0- 0	0- 1	1- 0				
1- 4	0- 0	0- 2	AWAY	0- 1	0- 0	1- 1				
0- 0	0- 0	0- 0	NEUTRAL	0- 0	0- 0	0- 0				
4- 2	0- 0	0- 0	CONFERENCE	0- 0	1- 2	3- 0				
1- 1	0- 0	0- 0	HOME	0- 0	1- 1	0- 0				
3- 1	0- 0	0- 0	AWAY	0- 0	0- 1	3- 0				
0- 0	0- 0	0- 0	NEUTRAL	0- 0	0- 0	0- 0				

RPI S	Opponent	Score	RPI S	Opponent	Score	RPI S	Opponent	Score	RPI S	Opponent	Score	Team's RPI: 113
33	A LSU	49 83	46	A Arkansas	52 82	87	A Iowa St.	53 71	118	A Abilene Christian	62 76	
									131	H Louisiana	60 65	
									132	H Sam Houston St.	46 78	
									147	H SFA	53 50	
									157	H North Dakota	79 73	
									191	A Lamar University	62 57	
									240	A Central Ark.	49 37	
									254	A Ole Miss	69 64	
									293	A Texas St.	49 51	
									341	A Incarnate Word	67 55	
LAST 10 Division I												
341	A Incarnate Word	67 55	132	H Sam Houston St.	46 78							
240	A Central Ark.	49 37	118	A Abilene Christian	62 76							
147	H SFA	53 50	87	A Iowa St.	53 71							
191	A Lamar University	62 57	293	A Texas St.	49 51							
157	H North Dakota	79 73	131	H Louisiana	60 65							

Non-Div I Games: Pensacola Christian91 31 Tougaloo 91 69

New Orleans

Loss, Non-Conf, S Site, H Home A Away N Neutral

Niagara

Through Games Of Jan. 16, 2020

Average RPI Win:	283	WON-LOST	WINNING	LAST 10	STRENGTH OF	OPP. STRENGTH	TEAM	ADJ.	CONF.	ADJ CONF.
Average RPI Loss:	143	RECORD	PCT. RANK	GAMES	SCHEDULE	OF SCHEDULE	RPI	RPI	RPI	RPI
DIV. I ONLY	4- 10	275	4-6	147	293	227	227	24	24	
DIV. I NON-CONF.	2- 7	288	2-3	134	324	255	255	25	25	
TOTALS	RPI 1-25	RPI 26-50	W-L RECORDS	RPI 51-100	RPI 101-150	RPI 150+				
4- 10	0- 0	0- 1	OVERALL	0- 3	0- 2	4- 4				
2- 2	0- 0	0- 0	HOME	0- 2	0- 0	2- 0				
2- 8	0- 0	0- 1	AWAY	0- 1	0- 2	2- 4				
0- 0	0- 0	0- 0	NEUTRAL	0- 0	0- 0	0- 0				
2- 7	0- 0	0- 1	NON-CONFERENCE	0- 1	0- 2	2- 3				
1- 1	0- 0	0- 0	HOME	0- 1	0- 0	1- 0				
1- 6	0- 0	0- 1	AWAY	0- 0	0- 2	1- 3				
0- 0	0- 0	0- 0	NEUTRAL	0- 0	0- 0	0- 0				
2- 3	0- 0	0- 0	CONFERENCE	0- 2	0- 0	2- 1				
1- 1	0- 0	0- 0	HOME	0- 1	0- 0	1- 0				
1- 2	0- 0	0- 0	AWAY	0- 1	0- 0	1- 1				
0- 0	0- 0	0- 0	NEUTRAL	0- 0	0- 0	0- 0				

RPI S	Opponent	Score	RPI S	Opponent	Score	RPI S	Opponent	Score	RPI S	Opponent	Score	Team's RPI: 227
26	A Rutgers	37 87	77	H Marist	67 94	106	A Colgate	72 85				
			78	H Buffalo	67 81	149	A Cornell	59 82				
			85	A Rider	75 79	192	A Iona	63 57				
						196	A Binghamton	55 74				
						215	A Manhattan	65 68				
						219	A Howard	42 91				
						277	A St. Bonaventure	67 71				
						280	H Oakland	77 63				
						316	H Siena	68 61				
						343	A Coppin St.	82 67				
LAST 10 Division I												
192	A Iona	63 57	343	A Coppin St.	82 67							
77	H Marist	67 94	219	A Howard	42 91							
316	H Siena	68 61	106	A Colgate	72 85							
215	A Manhattan	65 68	280	H Oakland	77 63							
85	A Rider	75 79	149	A Cornell	59 82							

Non-Div I Games:

Niagara

■ Loss,
 ■ Non-Conf,
 S Site,
 ■ Home
 ■ Away
 N Neutral

Average RPI Win:	305	WON-LOST	WINNING	LAST 10	STRENGTH OF	OPP. STRENGTH	TEAM	ADJ.	CONF.	ADJ CONF.
Average RPI Loss:	153	RECORD	PCT. RANK	GAMES	SCHEDULE	OF SCHEDULE	RPI	RPI	RPI	RPI
DIV. I ONLY	2- 12	327	2-8	160	269	296	296	25	25	
DIV. I NON-CONF.	1- 6	318	1-2	64	89	253	253	23	23	
TOTALS	RPI 1-25	RPI 26-50	W-L RECORDS	RPI 51-100	RPI 101-150	RPI 150+				
2- 12	0- 1	0- 2	OVERALL	0- 1	0- 3	2- 5				
1- 2	0- 0	0- 0	HOME	0- 0	0- 1	1- 1				
1- 9	0- 1	0- 2	AWAY	0- 0	0- 2	1- 4				
0- 1	0- 0	0- 0	NEUTRAL	0- 1	0- 0	0- 0				
1- 6	0- 1	0- 2	NON-CONFERENCE	0- 1	0- 1	1- 1				
1- 0	0- 0	0- 0	HOME	0- 0	0- 0	1- 0				
0- 5	0- 1	0- 2	AWAY	0- 0	0- 1	0- 1				
0- 1	0- 0	0- 0	NEUTRAL	0- 1	0- 0	0- 0				
1- 6	0- 0	0- 0	CONFERENCE	0- 0	0- 2	1- 4				
0- 2	0- 0	0- 0	HOME	0- 0	0- 1	0- 1				
1- 4	0- 0	0- 0	AWAY	0- 0	0- 1	1- 3				
0- 0	0- 0	0- 0	NEUTRAL	0- 0	0- 0	0- 0				

RPI 1-25				RPI 26-50				RPI 51-100				RPI 101+ Team's RPI: 296			
RPI	S	Opponent	Score	RPI	S	Opponent	Score	RPI	S	Opponent	Score	RPI	S	Opponent	Score
12	A	Indiana	47 111	30	A	TCU	47 72	96	N	North Florida	61 64	118	H	Abilene Christian	84 95
				33	A	LSU	32 63					132	A	Sam Houston St.	71 87
												136	A	Rice	47 71
												186	A	A&M-Corpus Christi	49 55
												191	H	Lamar University	78 84
												222	A	Jacksonville	55 72
												261	A	Southeastern La.	67 65
												341	A	Incarnate Word	51 53
												344	A	Northwestern St.	54 58
												348	H	La.-Monroe	74 59
LAST 10 Division I															
344	A	Northwestern St.	54 58	118	H	Abilene Christian	84 95								
261	A	Southeastern La.	67 65	186	A	A&M-Corpus Christi	49 55								
191	H	Lamar University	78 84	348	H	La.-Monroe	74 59								
132	A	Sam Houston St.	71 87	33	A	LSU	32 63								
341	A	Incarnate Word	51 53	96	N	North Florida	61 64								

Non-Div I Games: Southern-N.O. 94 61 Paul Quinn 101 68

Nicholls St.

Loss, Non-Conf, S Site, H Home A Away N Neutral

Average RPI Win:	222	WON-LOST	WINNING	LAST 10	STRENGTH OF	OPP. STRENGTH	TEAM	ADJ.	CONF.	ADJ CONF.
Average RPI Loss:	148	RECORD	PCT. RANK	GAMES	SCHEDULE	OF SCHEDULE	RPI	RPI	RPI	RPI
DIV. I ONLY	8- 7	155	6-4	161	253	160	160	30	30	
DIV. I NON-CONF.	5- 7	205	3-4	150	228	194	194	31	31	
TOTALS	RPI 1-25	RPI 26-50	W-L RECORDS	RPI 51-100	RPI 101-150	RPI 150+				
8- 7	0- 0	0- 1	OVERALL	1- 0	0- 3	7- 3				
3- 3	0- 0	0- 0	HOME	0- 0	0- 1	3- 2				
4- 3	0- 0	0- 0	AWAY	0- 0	0- 2	4- 1				
1- 1	0- 0	0- 1	NEUTRAL	1- 0	0- 0	0- 0				
5- 7	0- 0	0- 1	NON-CONFERENCE	1- 0	0- 3	4- 3				
2- 3	0- 0	0- 0	HOME	0- 0	0- 1	2- 2				
2- 3	0- 0	0- 0	AWAY	0- 0	0- 2	2- 1				
1- 1	0- 0	0- 1	NEUTRAL	1- 0	0- 0	0- 0				
3- 0	0- 0	0- 0	CONFERENCE	0- 0	0- 0	3- 0				
1- 0	0- 0	0- 0	HOME	0- 0	0- 0	1- 0				
2- 0	0- 0	0- 0	AWAY	0- 0	0- 0	2- 0				
0- 0	0- 0	0- 0	NEUTRAL	0- 0	0- 0	0- 0				

RPI 1-25				RPI 26-50				RPI 51-100				RPI 101+ Team's RPI: 160			
RPI	S	Opponent	Score	RPI	S	Opponent	Score	RPI	S	Opponent	Score	RPI	S	Opponent	Score
				32	N	West Virginia	55 72	96	N	North Florida	57 54	107	H	Liberty	48 67
												122	A	Richmond	69 77
												144	A	William & Mary	56 65
												156	H	Robert Morris	62 69
												173	A	Hampton	77 56
												183	H	Bethune-Cookman	61 51
												198	H	La Salle	52 55
												219	A	Howard	83 80
												222	A	Jacksonville	71 64
												267	H	High Point	72 58
												269	H	Longwood	49 46
												276	A	Marshall	69 75
												343	A	Coppin St.	85 48
LAST 10 Division I															
				219	A	Howard	83 80	156	H	Robert Morris	62 69				
				343	A	Coppin St.	85 48	32	N	West Virginia	55 72				
				183	H	Bethune-Cookman	61 51	173	A	Hampton	77 56				
				122	A	Richmond	69 77	269	H	Longwood	49 46				
				144	A	William & Mary	56 65	222	A	Jacksonville	71 64				

Non-Div I Games: Virginia-Lynchburg 123 48

Norfolk St.

Average RPI Win:	263	WON-LOST	WINNING	LAST 10	STRENGTH OF	OPP. STRENGTH	TEAM	ADJ.	CONF.	ADJ CONF.
Average RPI Loss:	82	RECORD	PCT. RANK	GAMES	SCHEDULE	OF SCHEDULE	RPI	RPI	RPI	RPI
DIV. I ONLY	11- 3	40	9-1	345	182	176	176	16	16	
DIV. I NON-CONF.	7- 3	80	5-1	349	248	238	238	16	16	
TOTALS	RPI 1-25	RPI 26-50	W-L RECORDS	RPI 51-100	RPI 101-150	RPI 150+				
11- 3	0- 1	0- 0	OVERALL	1- 1	1- 1	9- 0				
3- 1	0- 0	0- 0	HOME	1- 0	0- 1	2- 0				
4- 2	0- 1	0- 0	AWAY	0- 1	1- 0	3- 0				
4- 0	0- 0	0- 0	NEUTRAL	0- 0	0- 0	4- 0				
7- 3	0- 1	0- 0	NON-CONFERENCE	0- 1	0- 1	7- 0				
1- 1	0- 0	0- 0	HOME	0- 0	0- 1	1- 0				
2- 2	0- 1	0- 0	AWAY	0- 1	0- 0	2- 0				
4- 0	0- 0	0- 0	NEUTRAL	0- 0	0- 0	4- 0				
4- 0	0- 0	0- 0	CONFERENCE	1- 0	1- 0	2- 0				
2- 0	0- 0	0- 0	HOME	1- 0	0- 0	1- 0				
2- 0	0- 0	0- 0	AWAY	0- 0	1- 0	1- 0				
0- 0	0- 0	0- 0	NEUTRAL	0- 0	0- 0	0- 0				

RPI	S	Opponent	Score	RPI	S	Opponent	Score	RPI	S	Opponent	Score	RPI	S	Opponent	Score	Team's RPI: 176
8	A	Iowa	81 86					87	A	Iowa St.	72 80	107	A	Liberty	76 71	
								96	H	North Florida	54 51	150	H	Samford	63 79	
												222	H	Jacksonville	76 65	
												259	A	Lipscomb	84 72	
												281	N	UC Irvine	88 60	
												283	N	Alabama A&M	80 65	
												305	A	Alabama St.	81 60	
												313	N	SIUE	85 67	
												332	A	Tennessee St.	88 63	
												346	N	South Carolina St.	99 46	
												350	H	Mississippi Val.	86 60	
LAST 10 Division I																
107	A	Liberty	76 71	346	N	South Carolina St.	99 46									
259	A	Lipscomb	84 72	313	N	SIUE	85 67									
222	H	Jacksonville	76 65	305	A	Alabama St.	81 60									
96	H	North Florida	54 51	281	N	UC Irvine	88 60									
87	A	Iowa St.	72 80	283	N	Alabama A&M	80 65									

Non-Div I Games: Virginia-Lynchburg 128 26 Oakwood 120 38

North Ala.

Loss, Non-Conf, S Site, H Home A Away N Neutral

North Carolina

Through Games Of Jan. 16, 2020

Average RPI Win:	176	WON-LOST	WINNING	LAST 10	STRENGTH OF	OPP. STRENGTH	TEAM	ADJ.	CONF.	ADJ CONF.
Average RPI Loss:	44	RECORD	PCT. RANK	GAMES	SCHEDULE	OF SCHEDULE	RPI	RPI	RPI	RPI
DIV. I ONLY	13- 4	46	6-4	185	10	61	61	3	3	
DIV. I NON-CONF.	9- 2	39	2-2	304	43	121	121	3	3	
TOTALS	RPI 1-25	RPI 26-50	W-L RECORDS	RPI 51-100	RPI 101-150	RPI 150+				
13- 4	1- 1	2- 2	OVERALL	2- 1	1- 0	7- 0				
9- 1	1- 0	1- 1	HOME	1- 0	1- 0	5- 0				
1- 3	0- 1	1- 1	AWAY	0- 1	0- 0	0- 0				
3- 0	0- 0	0- 0	NEUTRAL	1- 0	0- 0	2- 0				
9- 2	0- 0	0- 1	NON-CONFERENCE	2- 1	1- 0	6- 0				
6- 1	0- 0	0- 1	HOME	1- 0	1- 0	4- 0				
0- 1	0- 0	0- 0	AWAY	0- 1	0- 0	0- 0				
3- 0	0- 0	0- 0	NEUTRAL	1- 0	0- 0	2- 0				
4- 2	1- 1	2- 1	CONFERENCE	0- 0	0- 0	1- 0				
3- 0	1- 0	1- 0	HOME	0- 0	0- 0	1- 0				
1- 2	0- 1	1- 1	AWAY	0- 0	0- 0	0- 0				
0- 0	0- 0	0- 0	NEUTRAL	0- 0	0- 0	0- 0				

RPI 1-25				RPI 26-50				RPI 51-100				Team's RPI: 61	RPI 101+			
RPI	S	Opponent	Score	RPI	S	Opponent	Score	RPI	S	Opponent	Score		RPI	S	Opponent	Score
17	H	NC State	66 60	29	A	Virginia	65 47	52	N	Temple	71 58		125	H	Illinois	85 60
19	A	Florida St.	64 78	36	A	Virginia Tech	70 76	70	A	Alabama	77 83		154	N	Missouri	82 69
				41	H	Miami (FL)	78 58	90	H	Elon	76 46		221	N	UNCW	85 45
				50	H	Yale	63 66						265	H	Navy	80 40
													302	H	Pittsburgh	70 62
													322	H	N.C. Central	92 53
													333	H	Western Caro.	92 55
													339	H	Charleston So.	85 54
LAST 10 Division I																
				41	H	Miami (FL)	78 58	302	H	Pittsburgh	70 62					
				19	A	Florida St.	64 78	50	H	Yale	63 66					
				17	H	NC State	66 60	221	N	UNCW	85 45					
				36	A	Virginia Tech	70 76	70	A	Alabama	77 83					
				29	A	Virginia	65 47	322	H	N.C. Central	92 53					

Non-Div I Games:

North Carolina

Loss, Non-Conf, S Site, H Home A Away N Neutral

North Dakota

Through Games Of Jan. 16, 2020

Average RPI Win:	270	WON-LOST	WINNING	LAST 10	STRENGTH OF	OPP. STRENGTH	TEAM	ADJ.	CONF.	ADJ CONF.
Average RPI Loss:	127	RECORD	PCT. RANK	GAMES	SCHEDULE	OF SCHEDULE	RPI	RPI	RPI	RPI
DIV. I ONLY	10- 6	101	6-4	297	236	157	157	18	18	
DIV. I NON-CONF.	7- 4	100	3-2	268	269	136	136	19	19	
TOTALS	RPI 1-25	RPI 26-50	W-L RECORDS	RPI 51-100	RPI 101-150	RPI 150+				
10- 6	0- 0	0- 0	OVERALL	0- 3	0- 1	10- 2				
4- 1	0- 0	0- 0	HOME	0- 1	0- 0	4- 0				
6- 5	0- 0	0- 0	AWAY	0- 2	0- 1	6- 2				
0- 0	0- 0	0- 0	NEUTRAL	0- 0	0- 0	0- 0				
7- 4	0- 0	0- 0	NON-CONFERENCE	0- 2	0- 1	7- 1				
2- 1	0- 0	0- 0	HOME	0- 1	0- 0	2- 0				
5- 3	0- 0	0- 0	AWAY	0- 1	0- 1	5- 1				
0- 0	0- 0	0- 0	NEUTRAL	0- 0	0- 0	0- 0				
3- 2	0- 0	0- 0	CONFERENCE	0- 1	0- 0	3- 1				
2- 0	0- 0	0- 0	HOME	0- 0	0- 0	2- 0				
1- 2	0- 0	0- 0	AWAY	0- 1	0- 0	1- 1				
0- 0	0- 0	0- 0	NEUTRAL	0- 0	0- 0	0- 0				

RPI 1-25				RPI 26-50				RPI 51-100				RPI 101+ Team's RPI: 157			
RPI	S	Opponent	Score	RPI	S	Opponent	Score	RPI	S	Opponent	Score	RPI	S	Opponent	Score
								51	A	Arizona	42 74	113	A	New Orleans	73 79
								76	A	South Dakota St.	64 99	166	H	Rhode Island	67 61
								89	H	Illinois St.	58 66	172	H	Valparaiso	65 63
												203	A	SMU	51 66
												228	A	Oral Roberts	52 75
												244	A	Grand Canyon	78 76
												258	H	Omaha	63 57
												274	A	Milwaukee	66 58
												287	A	Ga. Southern	69 56
												294	A	Denver	90 82
												324	H	Purdue Fort Wayne	91 85
												339	A	Charleston So.	73 57
												346	A	South Carolina St.	95 53
LAST 10 Division I															
				76	A	South Dakota St.	64 99			113	A	New Orleans	73 79		
				228	A	Oral Roberts	52 75			274	A	Milwaukee	66 58		
				258	H	Omaha	63 57			203	A	SMU	51 66		
				324	H	Purdue Fort Wayne	91 85			339	A	Charleston So.	73 57		
				294	A	Denver	90 82			346	A	South Carolina St.	95 53		

Non-Div I Games: Northland 118 35 Mayville St. 83 52

North Dakota

Loss, Non-Conf, S Site, H Home A Away N Neutral

Average RPI Win:	291	WON-LOST	WINNING	LAST 10	STRENGTH OF	OPP. STRENGTH	TEAM	ADJ.	CONF.	ADJ CONF.
Average RPI Loss:	153	RECORD	PCT. RANK	GAMES	SCHEDULE	OF SCHEDULE	RPI	RPI	RPI	RPI
DIV. I ONLY	1- 13	342	1-9	159	173	306	306	18	18	
DIV. I NON-CONF.	1- 9	326	1-5	148	142	300	300	19	19	
TOTALS	RPI 1-25	RPI 26-50	W-L RECORDS	RPI 51-100	RPI 101-150	RPI 150+				
1- 13	0- 1	0- 2	OVERALL	0- 1	0- 2	1- 7				
0- 7	0- 0	0- 1	HOME	0- 1	0- 1	0- 4				
1- 6	0- 1	0- 1	AWAY	0- 0	0- 1	1- 3				
0- 0	0- 0	0- 0	NEUTRAL	0- 0	0- 0	0- 0				
1- 9	0- 1	0- 1	NON-CONFERENCE	0- 1	0- 2	1- 4				
0- 5	0- 0	0- 0	HOME	0- 1	0- 1	0- 3				
1- 4	0- 1	0- 1	AWAY	0- 0	0- 1	1- 1				
0- 0	0- 0	0- 0	NEUTRAL	0- 0	0- 0	0- 0				
0- 4	0- 0	0- 1	CONFERENCE	0- 0	0- 0	0- 3				
0- 2	0- 0	0- 1	HOME	0- 0	0- 0	0- 1				
0- 2	0- 0	0- 0	AWAY	0- 0	0- 0	0- 2				
0- 0	0- 0	0- 0	NEUTRAL	0- 0	0- 0	0- 0				

RPI	S	Opponent	Score	RPI	S	Opponent	Score	RPI	S	Opponent	Score	RPI	S	Opponent	Score	Team's RPI: 306
18	A	Creighton	59 70	39	A	UNI	63 95	87	H	Iowa St.	58 86	115	A	Bradley	64 70	
				49	H	South Dakota	36 80					129	H	Wisconsin	63 64	
												172	H	Valparaiso	54 66	
												180	A	Northeastern	61 72	
												220	H	Northern Ill.	68 74	
												223	H	Wyoming	57 66	
												228	A	Oral Roberts	62 70	
												229	H	Western Ill.	78 79	
												291	A	New Hampshire	67 61	
												294	A	Denver	82 91	
LAST 10 Division I																
49	H	South Dakota	36 80	115	A	Bradley	64 70									
228	A	Oral Roberts	62 70	291	A	New Hampshire	67 61									
229	H	Western Ill.	78 79	180	A	Northeastern	61 72									
294	A	Denver	82 91	223	H	Wyoming	57 66									
129	H	Wisconsin	63 64	87	H	Iowa St.	58 86									

Non-Div I Games: Waldorf 92 26 Mayville St. 97 59

North Dakota St.

North Florida

Through Games Of Jan. 16, 2020

Average RPI Win:	239	WON-LOST	WINNING	LAST 10	STRENGTH OF	OPP. STRENGTH	TEAM	ADJ.	CONF.	ADJ CONF.
Average RPI Loss:	82	RECORD	PCT. RANK	GAMES	SCHEDULE	OF SCHEDULE	RPI	RPI	RPI	RPI
DIV. I ONLY	7- 8	194	5-5	51	198	96	96	16	16	
DIV. I NON-CONF.	5- 6	187	3-3	60	107	87	87	16	16	
TOTALS	RPI 1-25	RPI 26-50	W-L RECORDS	RPI 51-100	RPI 101-150	RPI 150+				
7- 8	0- 2	0- 2	OVERALL	1- 1	1- 1	5- 2				
2- 1	0- 0	0- 1	HOME	0- 0	1- 0	1- 0				
3- 5	0- 2	0- 1	AWAY	0- 0	0- 1	3- 1				
2- 2	0- 0	0- 0	NEUTRAL	1- 1	0- 0	1- 1				
5- 6	0- 2	0- 1	NON-CONFERENCE	1- 1	1- 1	3- 1				
1- 0	0- 0	0- 0	HOME	0- 0	1- 0	0- 0				
2- 4	0- 2	0- 1	AWAY	0- 0	0- 1	2- 0				
2- 2	0- 0	0- 0	NEUTRAL	1- 1	0- 0	1- 1				
2- 2	0- 0	0- 1	CONFERENCE	0- 0	0- 0	2- 1				
1- 1	0- 0	0- 1	HOME	0- 0	0- 0	1- 0				
1- 1	0- 0	0- 0	AWAY	0- 0	0- 0	1- 1				
0- 0	0- 0	0- 0	NEUTRAL	0- 0	0- 0	0- 0				

RPI S	Opponent	Score	RPI S	Opponent	Score	RPI S	Opponent	Score	RPI S	Opponent	Score
12	A Indiana	45 72	38	H FGCU	50 72	77	N Marist	54 69	129	A Wisconsin	62 75
19	A Florida St.	41 70	41	A Miami (FL)	55 78	85	N Rider	80 70	139	H Holy Cross	80 60
									160	N Norfolk St.	54 57
									176	A North Ala.	51 54
									243	A Kennesaw St.	64 55
									283	A Alabama A&M	73 64
									296	N Nicholls St.	64 61
									312	A FIU	64 49
									318	H NJIT	71 48
LAST 10 Division I											
38	H FGCU	50 72	19	A Florida St.	41 70						
318	H NJIT	71 48	12	A Indiana	45 72						
243	A Kennesaw St.	64 55	296	N Nicholls St.	64 61						
176	A North Ala.	51 54	160	N Norfolk St.	54 57						
139	H Holy Cross	80 60	85	N Rider	80 70						

North Florida

North Florida

Non-Div I Games: Warner 110 46 Edward Waters 80 51

North Florida

Loss, Non-Conf, S Site, H Home A Away N Neutral

North Texas

Through Games Of Jan. 16, 2020

Average RPI Win:	209	WON-LOST	WINNING	LAST 10	STRENGTH OF	OPP. STRENGTH	TEAM	ADJ.	CONF.	ADJ CONF.
Average RPI Loss:	166	RECORD	PCT. RANK	GAMES	SCHEDULE	OF SCHEDULE	RPI	RPI	RPI	RPI
DIV. I ONLY	5- 9	244	3-7	196	230	266	266	13	13	
DIV. I NON-CONF.	4- 5	195	2-3	184	229	212	212	14	14	
TOTALS	RPI 1-25	RPI 26-50	W-L RECORDS	RPI 51-100	RPI 101-150	RPI 150+				
5- 9	0- 1	1- 0	OVERALL	0- 2	1- 1	3- 5				
4- 3	0- 0	1- 0	HOME	0- 0	1- 1	2- 2				
1- 4	0- 0	0- 0	AWAY	0- 1	0- 0	1- 3				
0- 2	0- 1	0- 0	NEUTRAL	0- 1	0- 0	0- 0				
4- 5	0- 1	0- 0	NON-CONFERENCE	0- 2	1- 1	3- 1				
3- 1	0- 0	0- 0	HOME	0- 0	1- 1	2- 0				
1- 2	0- 0	0- 0	AWAY	0- 1	0- 0	1- 1				
0- 2	0- 1	0- 0	NEUTRAL	0- 1	0- 0	0- 0				
1- 4	0- 0	1- 0	CONFERENCE	0- 0	0- 0	0- 4				
1- 2	0- 0	1- 0	HOME	0- 0	0- 0	0- 2				
0- 2	0- 0	0- 0	AWAY	0- 0	0- 0	0- 2				
0- 0	0- 0	0- 0	NEUTRAL	0- 0	0- 0	0- 0				

RPI 1-25				RPI 26-50				RPI 51-100				RPI 101+ Team's RPI: 266			
RPI	S	Opponent	Score	RPI	S	Opponent	Score	RPI	S	Opponent	Score	RPI	S	Opponent	Score
17	N	NC State	65 76	45	H	Western Ky.	61 54	59	N	Texas	57 63	109	H	UT Arlington	49 68
								72	A	CSU Bakersfield	52 61	131	H	Louisiana	69 66
												175	H	Southern Miss.	57 65
												189	A	Fla. Atlantic	78 84
												194	A	Hawaii	66 60
												276	H	Marshall	59 68
												288	A	Utah St.	55 66
												312	A	FIU	56 58
												328	H	Alcorn	67 31
												348	H	La.-Monroe	63 51
LAST 10 Division I															
175	H	Southern Miss.	57 65	348	H	La.-Monroe	63 51								
189	A	Fla. Atlantic	78 84	288	A	Utah St.	55 66								
312	A	FIU	56 58	131	H	Louisiana	69 66								
276	H	Marshall	59 68	17	N	NC State	65 76								
45	H	Western Ky.	61 54	59	N	Texas	57 63								

Non-Div I Games: Mid-Amer. Christian59 61 Xavier (LA) 68 31 Tex. A&M-Texarkana 114 54

North Texas

Loss, Non-Conf, S Site, H Home A Away N Neutral

Northeastern

Through Games Of Jan. 16, 2020

Average RPI Win:	268	WON-LOST	WINNING	LAST 10	STRENGTH OF	OPP. STRENGTH	TEAM	ADJ.	CONF.	ADJ CONF.
Average RPI Loss:	79	RECORD	PCT. RANK	GAMES	SCHEDULE	OF SCHEDULE	RPI	RPI	RPI	RPI
DIV. I ONLY	6- 8	212	6-4	148	146	180	180	14	14	
DIV. I NON-CONF.	4- 7	225	4-3	96	126	175	175	13	13	
TOTALS	RPI 1-25	RPI 26-50	W-L RECORDS	RPI 51-100	RPI 101-150	RPI 150+				
6- 8	0- 1	0- 3	OVERALL	0- 2	1- 1	5- 1				
3- 3	0- 0	0- 2	HOME	0- 1	0- 0	3- 0				
3- 5	0- 1	0- 1	AWAY	0- 1	1- 1	2- 1				
0- 0	0- 0	0- 0	NEUTRAL	0- 0	0- 0	0- 0				
4- 7	0- 1	0- 3	NON-CONFERENCE	0- 1	1- 1	3- 1				
2- 3	0- 0	0- 2	HOME	0- 1	0- 0	2- 0				
2- 4	0- 1	0- 1	AWAY	0- 0	1- 1	1- 1				
0- 0	0- 0	0- 0	NEUTRAL	0- 0	0- 0	0- 0				
2- 1	0- 0	0- 0	CONFERENCE	0- 1	0- 0	2- 0				
1- 0	0- 0	0- 0	HOME	0- 0	0- 0	1- 0				
1- 1	0- 0	0- 0	AWAY	0- 1	0- 0	1- 0				
0- 0	0- 0	0- 0	NEUTRAL	0- 0	0- 0	0- 0				

RPI 1-25				RPI 26-50				RPI 51-100				RPI 101+ Team's RPI: 180			
RPI	S	Opponent	Score	RPI	S	Opponent	Score	RPI	S	Opponent	Score	RPI	S	Opponent	Score
11	A	Oregon	47 89	28	A	Central Mich.	63 79	78	A	Drexel	41 50	128	A	Fordham	58 74
				49	H	South Dakota	76 80	98	H	Dayton	60 71	145	A	Harvard	46 44
				50	H	Yale	63 78					193	A	Boston U.	56 72
												246	A	Delaware	72 62
												253	A	Maine	66 58
												306	H	North Dakota St.	72 61
												320	H	Hofstra	74 51
												337	H	Hartford	60 47
LAST 10 Division I															
246	A	Delaware	72 62	337	H	Hartford	60 47	145	A	Harvard	46 44				
78	A	Drexel	41 50	306	H	North Dakota St.	72 61	28	A	Central Mich.	63 79				
320	H	Hofstra	74 51	50	H	Yale	63 78								
193	A	Boston U.	56 72												
253	A	Maine	66 58												

Non-Div I Games:

Northeastern

■ Loss,
 ■ Non-Conf, S Site,
 ■ Home
 ■ Away
 N Neutral

<div> <div>Average RPI Win: 269</div> <div>WON-LOST</div> <div>WINNING</div> <div>LAST 10</div> </div>				<div> <div>STRENGTH OF</div> <div>OPP. STRENGTH</div> <div>TEAM</div> <div>ADJ.</div> <div>CONF.</div> <div>ADJ CONF.</div> </div>			
<div> <div>Average RPI Loss: 152</div> <div>RECORD</div> <div>PCT. RANK</div> <div>GAMES</div> </div>				<div> <div>SCHEDULE</div> <div>OF SCHEDULE</div> <div>RPI</div> <div>RPI</div> <div>RPI</div> <div>RPI</div> </div>			
<div> <div>DIV. I ONLY</div> <div>7- 8</div> <div>194</div> <div>6-4</div> </div>				<div> <div>231</div> <div>288</div> <div>214</div> <div>214</div> <div>21</div> <div>21</div> </div>			
<div> <div>DIV. I NON-CONF.</div> <div>3- 6</div> <div>235</div> <div>2-2</div> </div>				<div> <div>146</div> <div>295</div> <div>214</div> <div>214</div> <div>17</div> <div>17</div> </div>			
TOTALS		RPI 1-25	RPI 26-50	W-L RECORDS	RPI 51-100	RPI 101-150	RPI 150+
7- 8	0- 1		0- 0	OVERALL	0- 1	0- 2	7- 4
3- 3	0- 0		0- 0	HOME	0- 0	0- 1	3- 2
3- 4	0- 0		0- 0	AWAY	0- 1	0- 1	3- 2
1- 1	0- 1		0- 0	NEUTRAL	0- 0	0- 0	1- 0
3- 6	0- 1		0- 0	NON-CONFERENCE	0- 1	0- 1	3- 3
1- 1	0- 0		0- 0	HOME	0- 0	0- 0	1- 1
1- 4	0- 0		0- 0	AWAY	0- 1	0- 1	1- 2
1- 1	0- 1		0- 0	NEUTRAL	0- 0	0- 0	1- 0
4- 2	0- 0		0- 0	CONFERENCE	0- 0	0- 1	4- 1
2- 2	0- 0		0- 0	HOME	0- 0	0- 1	2- 1
2- 0	0- 0		0- 0	AWAY	0- 0	0- 0	2- 0
0- 0	0- 0		0- 0	NEUTRAL	0- 0	0- 0	0- 0

RPI 1-25				RPI 26-50				RPI 51-100				RPI 101+				Team's RPI: 214	
RPI	S	Opponent	Score	RPI	S	Opponent	Score	RPI	S	Opponent	Score	RPI	S	Opponent	Score		
5	N	Oregon St.	57 91					97	A	Fresno St.	66 83	112	H	Montana St.	64 72		
												136	A	Rice	57 71		
												155	N	San Jose St.	67 64		
												161	H	Southern Utah	84 76		
												169	H	Montana	71 79		
												170	A	New Mexico	76 83		
												230	H	UC Davis	61 71		
												279	A	Idaho St.	70 59		
												297	A	California Baptist	79 98		
												300	A	Houston Baptist	79 62		
												303	A	Weber St.	88 82		
												340	H	Seattle U	88 80		
												345	H	Sacramento St.	114 107		
LAST 10 Division I																	
				161	H	Southern Utah	84 76			169	H	Montana	71 79				
				279	A	Idaho St.	70 59			155	N	San Jose St.	67 64				
				345	H	Sacramento St.	114 107			5	N	Oregon St.	57 91				
				303	A	Weber St.	88 82			230	H	UC Davis	61 71				
				112	H	Montana St.	64 72			300	A	Houston Baptist	79 62				

Non-Div I Games:

Northern Ariz.

Loss, Non-Conf, S Site, H Home A Away N Neutral

Average RPI Win:	235	WON-LOST	WINNING	LAST 10	STRENGTH OF	OPP. STRENGTH	TEAM	ADJ.	CONF.	ADJ CONF.
Average RPI Loss:	172	RECORD	PCT. RANK	GAMES	SCHEDULE	OF SCHEDULE	RPI	RPI	RPI	RPI
DIV. I ONLY	7- 7	173	6-4	272	156	197	197	21	21	
DIV. I NON-CONF.	4- 5	195	3-2	226	93	176	176	17	17	
TOTALS	RPI 1-25	RPI 26-50	W-L RECORDS	RPI 51-100	RPI 101-150	RPI 150+				
7- 7	0- 2	0- 0	OVERALL	0- 0	0- 1	7- 4				
2- 3	0- 0	0- 0	HOME	0- 0	0- 0	2- 3				
5- 4	0- 2	0- 0	AWAY	0- 0	0- 1	5- 1				
0- 0	0- 0	0- 0	NEUTRAL	0- 0	0- 0	0- 0				
4- 5	0- 2	0- 0	NON-CONFERENCE	0- 0	0- 0	4- 3				
1- 2	0- 0	0- 0	HOME	0- 0	0- 0	1- 2				
3- 3	0- 2	0- 0	AWAY	0- 0	0- 0	3- 1				
0- 0	0- 0	0- 0	NEUTRAL	0- 0	0- 0	0- 0				
3- 2	0- 0	0- 0	CONFERENCE	0- 0	0- 1	3- 1				
1- 1	0- 0	0- 0	HOME	0- 0	0- 0	1- 1				
2- 1	0- 0	0- 0	AWAY	0- 0	0- 1	2- 0				
0- 0	0- 0	0- 0	NEUTRAL	0- 0	0- 0	0- 0				

RPI 1-25				RPI 26-50				RPI 51-100				RPI 101+ Team's RPI: 197			
RPI	S	Opponent	Score	RPI	S	Opponent	Score	RPI	S	Opponent	Score	RPI	S	Opponent	Score
6	A	UCLA	58 92									112	A	Montana St.	58 91
9	A	Stanford	36 90									169	A	Montana	67 58
												188	H	Portland St.	77 58
												203	A	SMU	61 52
												213	A	Chattanooga	59 42
												223	A	Wyoming	46 44
												231	H	San Francisco	83 90
												251	H	Colorado St.	58 75
												294	A	Denver	55 74
												303	H	Weber St.	60 65
												304	H	Air Force	72 62
												345	A	Sacramento St.	73 63
LAST 10 Division I															
345	A	Sacramento St.	73 63	223	A	Wyoming	46 44								
303	H	Weber St.	60 65	294	A	Denver	55 74								
169	A	Montana	67 58	213	A	Chattanooga	59 42								
112	A	Montana St.	58 91	6	A	UCLA	58 92								
188	H	Portland St.	77 58	304	H	Air Force	72 62								

Non-Div I Games:

Northern Colo.

■ Loss,
 ■ Non-Conf, S Site,
 ■ Home
 ■ Away
 N Neutral

Average RPI Win:	239	WON-LOST	WINNING	LAST 10	STRENGTH OF	OPP. STRENGTH	TEAM	ADJ.	CONF.	ADJ CONF.
Average RPI Loss:	114	RECORD	PCT. RANK	GAMES	SCHEDULE	OF SCHEDULE	RPI	RPI	RPI	RPI
DIV. I ONLY	4- 11	285	2-8	97	205	220	220	10	10	
DIV. I NON-CONF.	4- 7	225	2-4	83	239	171	171	10	10	
TOTALS	RPI 1-25	RPI 26-50	W-L RECORDS	RPI 51-100	RPI 101-150	RPI 150+				
4- 11	0- 2	0- 1	OVERALL	0- 3	0- 2	4- 3				
1- 5	0- 1	0- 0	HOME	0- 1	0- 2	1- 1				
2- 5	0- 1	0- 0	AWAY	0- 2	0- 0	2- 2				
1- 1	0- 0	0- 1	NEUTRAL	0- 0	0- 0	1- 0				
4- 7	0- 2	0- 1	NON-CONFERENCE	0- 2	0- 1	4- 1				
1- 3	0- 1	0- 0	HOME	0- 1	0- 1	1- 0				
2- 3	0- 1	0- 0	AWAY	0- 1	0- 0	2- 1				
1- 1	0- 0	0- 1	NEUTRAL	0- 0	0- 0	1- 0				
0- 4	0- 0	0- 0	CONFERENCE	0- 1	0- 1	0- 2				
0- 2	0- 0	0- 0	HOME	0- 0	0- 1	0- 1				
0- 2	0- 0	0- 0	AWAY	0- 1	0- 0	0- 1				
0- 0	0- 0	0- 0	NEUTRAL	0- 0	0- 0	0- 0				

RPI 1-25				RPI 26-50				RPI 51-100				RPI 101+ Team's RPI: 220			
RPI	S	Opponent	Score	RPI	S	Opponent	Score	RPI	S	Opponent	Score	RPI	S	Opponent	Score
23	H	Drake	49 73	49	N	South Dakota	48 91	89	A	Illinois St.	66 69	116	H	Kent St.	71 79
25	A	Purdue	63 68					91	H	Southern Ill.	61 80	145	H	Harvard	53 59
								94	A	Ohio	67 87	159	N	Tennessee Tech	82 74
												163	H	Toledo	51 63
												182	A	Miami (OH)	64 66
												241	H	Eastern Ill.	61 48
												251	A	Colorado St.	80 75
												274	A	Milwaukee	65 78
												306	A	North Dakota St.	74 68
LAST 10 Division I															
116	H	Kent St.	71 79	91	H	Southern Ill.	61 80								
163	H	Toledo	51 63	241	H	Eastern Ill.	61 48								
182	A	Miami (OH)	64 66	274	A	Milwaukee	65 78								
94	A	Ohio	67 87	49	N	South Dakota	48 91								
23	H	Drake	49 73	159	N	Tennessee Tech	82 74								

Non-Div I Games:

Northern Ill.

■ Loss,
 ■ Non-Conf, S Site,
 ■ Home
 ■ Away
 N Neutral

Average RPI Win:	276	WON-LOST	WINNING	LAST 10	STRENGTH OF	OPP. STRENGTH	TEAM	ADJ.	CONF.	ADJ CONF.
Average RPI Loss:	140	RECORD	PCT. RANK	GAMES	SCHEDULE	OF SCHEDULE	RPI	RPI	RPI	RPI
DIV. I ONLY	9- 8	165	6-4	306	187	217	217	19	19	
DIV. I NON-CONF.	6- 5	151	3-1	324	153	237	237	18	18	
TOTALS	RPI 1-25	RPI 26-50	W-L RECORDS	RPI 51-100	RPI 101-150	RPI 150+				
9- 8	0- 1	0- 0	OVERALL	0- 3	0- 0	9- 4				
4- 3	0- 1	0- 0	HOME	0- 1	0- 0	4- 1				
4- 5	0- 0	0- 0	AWAY	0- 2	0- 0	4- 3				
1- 0	0- 0	0- 0	NEUTRAL	0- 0	0- 0	1- 0				
6- 5	0- 1	0- 0	NON-CONFERENCE	0- 2	0- 0	6- 2				
3- 2	0- 1	0- 0	HOME	0- 1	0- 0	3- 0				
2- 3	0- 0	0- 0	AWAY	0- 1	0- 0	2- 2				
1- 0	0- 0	0- 0	NEUTRAL	0- 0	0- 0	1- 0				
3- 3	0- 0	0- 0	CONFERENCE	0- 1	0- 0	3- 2				
1- 1	0- 0	0- 0	HOME	0- 0	0- 0	1- 1				
2- 2	0- 0	0- 0	AWAY	0- 1	0- 0	2- 1				
0- 0	0- 0	0- 0	NEUTRAL	0- 0	0- 0	0- 0				

RPI 1-25				RPI 26-50				RPI 51-100				RPI 101+ Team's RPI: 217			
RPI	S	Opponent	Score	RPI	S	Opponent	Score	RPI	S	Opponent	Score	RPI	S	Opponent	Score
3	H	Louisville	57 85					63	A	IUPUI	61 89	164	A	Green Bay	44 65
								83	A	Belmont	45 62	173	H	Youngstown St.	75 56
								99	H	Saint Louis	42 67	187	H	Cleveland St.	68 73
												240	H	Central Ark.	72 56
												258	H	Omaha	57 40
												259	A	Lipscomb	69 71
												260	A	Eastern Ky.	62 69
												274	A	Milwaukee	61 49
												275	A	Indiana St.	70 68
												308	H	Wofford	80 72
												310	N	Jacksonville St.	66 63
												312	A	FIU	67 45
												334	A	UIC	88 46
LAST 10 Division I															
334	A	UIC	88 46	164	A	Green Bay	44 65	308	H	Wofford	80 72				
63	A	IUPUI	61 89	275	A	Indiana St.	70 68	3	H	Louisville	57 85				
187	H	Cleveland St.	68 73					312	A	FIU	67 45				
173	H	Youngstown St.	75 56												
274	A	Milwaukee	61 49												

Non-Div I Games:

Northern Ky.

■ Loss,
■ Non-Conf,
■ S Site,
■ H Home
■ A Away
N Neutral

Northwestern

Through Games Of Jan. 16, 2020

Average RPI Win: 115		WON-LOST	WINNING	LAST 10	STRENGTH OF	OPP. STRENGTH	TEAM	ADJ.	CONF.	ADJ CONF.
Average RPI Loss: 9		RECORD	PCT. RANK	GAMES	SCHEDULE	OF SCHEDULE	RPI	RPI	RPI	RPI
DIV. I ONLY		15- 2	12	9-1	21	6	13	13	2	2
DIV. I NON-CONF.		10- 1	19	4-0	93	28	21	21	2	2
TOTALS		RPI 1-25	RPI 26-50		W-L RECORDS		RPI 51-100	RPI 101-150	RPI 150+	
15- 2	3- 2	2- 0		OVERALL		1- 0	4- 0	5- 0		
8- 2	2- 2	0- 0		HOME		0- 0	3- 0	3- 0		
5- 0	1- 0	2- 0		AWAY		1- 0	1- 0	0- 0		
2- 0	0- 0	0- 0		NEUTRAL		0- 0	0- 0	2- 0		
10- 1	0- 1	2- 0		NON-CONFERENCE		0- 0	3- 0	5- 0		
6- 1	0- 1	0- 0		HOME		0- 0	3- 0	3- 0		
2- 0	0- 0	2- 0		AWAY		0- 0	0- 0	0- 0		
2- 0	0- 0	0- 0		NEUTRAL		0- 0	0- 0	2- 0		
5- 1	3- 1	0- 0		CONFERENCE		1- 0	1- 0	0- 0		
2- 1	2- 1	0- 0		HOME		0- 0	0- 0	0- 0		
3- 0	1- 0	0- 0		AWAY		1- 0	1- 0	0- 0		
0- 0	0- 0	0- 0		NEUTRAL		0- 0	0- 0	0- 0		

RPI	S	Opponent	Score	RPI	S	Opponent	Score	RPI	S	Opponent	Score	RPI	S	Opponent	Score
8	H	Iowa	51 77	31	A	Marquette	64 56	62	A	Minnesota	56 54	103	H	Boston College	66 63
10	H	DePaul	68 70	44	A	Duke	63 42					106	H	Colgate	73 44
12	A	Indiana	71 69									109	H	UT Arlington	74 47
22	H	Maryland	81 58									125	A	Illinois	77 50
25	H	Purdue	61 56									151	H	Dartmouth	79 37
												172	H	Valparaiso	69 48
												232	N	Xavier	79 59
												250	N	East Carolina	64 45
												286	H	Loyola Maryland	67 46
LAST 10 Division I															
12	A	Indiana	71 69	125	A	Illinois	77 50								
25	H	Purdue	61 56	232	N	Xavier	79 59								
62	A	Minnesota	56 54	250	N	East Carolina	64 45								
8	H	Iowa	51 77	109	H	UT Arlington	74 47								
22	H	Maryland	81 58	151	H	Dartmouth	79 37								

Non-Div I Games:

Northwestern

■ Loss,
 ■ Non-Conf, S Site,
 ■ Home
 ■ Away
 N Neutral

Average RPI Win: 308		WON-LOST	WINNING	LAST 10	STRENGTH OF	OPP. STRENGTH	TEAM	ADJ.	CONF.	ADJ CONF.
Average RPI Loss: 200		RECORD	PCT. RANK	GAMES	SCHEDULE	OF SCHEDULE	RPI	RPI	RPI	RPI
DIV. I ONLY		3- 10	299	3-7	329	320	344	344	25	25
DIV. I NON-CONF.		1- 5	313	1-2	240	293	324	324	23	23
TOTALS	RPI 1-25		RPI 26-50		W-L RECORDS		RPI 51-100		RPI 101-150	RPI 150+
3- 10	0- 0		0- 1		OVERALL		0- 1		0- 1	3- 7
3- 4	0- 0		0- 0		HOME		0- 0		0- 1	3- 3
0- 6	0- 0		0- 1		AWAY		0- 1		0- 0	0- 4
0- 0	0- 0		0- 0		NEUTRAL		0- 0		0- 0	0- 0
1- 5	0- 0		0- 1		NON-CONFERENCE		0- 1		0- 0	1- 3
1- 1	0- 0		0- 0		HOME		0- 0		0- 0	1- 1
0- 4	0- 0		0- 1		AWAY		0- 1		0- 0	0- 2
0- 0	0- 0		0- 0		NEUTRAL		0- 0		0- 0	0- 0
2- 5	0- 0		0- 0		CONFERENCE		0- 0		0- 1	2- 4
2- 3	0- 0		0- 0		HOME		0- 0		0- 1	2- 2
0- 2	0- 0		0- 0		AWAY		0- 0		0- 0	0- 2
0- 0	0- 0		0- 0		NEUTRAL		0- 0		0- 0	0- 0

RPI 1-25				RPI 26-50				RPI 51-100				RPI 101+				Team's RPI: 344	
RPI	S	Opponent	Score	RPI	S	Opponent	Score	RPI	S	Opponent	Score	RPI	S	Opponent	Score		
				46	A	Arkansas	39 99	59	A	Texas	49 91	132	H	Sam Houston St.	69 79		
												185	H	Jackson St.	49 66		
												186	H	A&M-Corpus Christi	59 72		
												190	A	Texas Tech	49 79		
												191	A	Lamar University	58 61		
												296	H	Nicholls St.	58 54		
												300	H	Houston Baptist	69 60		
												317	A	McNeese	51 61		
												327	H	Grambling	65 61		
												341	H	Incarnate Word	67 69		
												348	A	La.-Monroe	54 63		
LAST 10 Division I																	
				296	H	Nicholls St.	58 54	59	A	Texas	49 91						
				317	A	McNeese	51 61	191	A	Lamar University	58 61						
				341	H	Incarnate Word	67 69	132	H	Sam Houston St.	69 79						
				300	H	Houston Baptist	69 60	46	A	Arkansas	39 99						
				186	H	A&M-Corpus Christi	59 72	327	H	Grambling	65 61						

Northwestern St.

■ Loss, ■ Non-Conf, S Site, H Home A Away N Neutral

Average RPI Win:	169	WON-LOST	WINNING	LAST 10	STRENGTH OF	OPP. STRENGTH	TEAM	ADJ.	CONF.	ADJ CONF.
Average RPI Loss:	66	RECORD	PCT. RANK	GAMES	SCHEDULE	OF SCHEDULE	RPI	RPI	RPI	RPI
DIV. I ONLY	6- 12	253	2-8	24	26	124	124	3	3	
DIV. I NON-CONF.	5- 7	205	1-3	4	36	70	70	3	3	
TOTALS	RPI 1-25	RPI 26-50	W-L RECORDS	RPI 51-100	RPI 101-150	RPI 150+				
6- 12	0- 3	0- 2	OVERALL	2- 5	1- 1	3- 1				
2- 7	0- 2	0- 0	HOME	0- 3	0- 1	2- 1				
3- 3	0- 1	0- 1	AWAY	1- 1	1- 0	1- 0				
1- 2	0- 0	0- 1	NEUTRAL	1- 1	0- 0	0- 0				
5- 7	0- 2	0- 1	NON-CONFERENCE	2- 4	1- 0	2- 0				
2- 4	0- 1	0- 0	HOME	0- 3	0- 0	2- 0				
2- 1	0- 1	0- 0	AWAY	1- 0	1- 0	0- 0				
1- 2	0- 0	0- 1	NEUTRAL	1- 1	0- 0	0- 0				
1- 5	0- 1	0- 1	CONFERENCE	0- 1	0- 1	1- 1				
0- 3	0- 1	0- 0	HOME	0- 0	0- 1	0- 1				
1- 2	0- 0	0- 1	AWAY	0- 1	0- 0	1- 0				
0- 0	0- 0	0- 0	NEUTRAL	0- 0	0- 0	0- 0				

RPI	S	Opponent	Score	RPI	S	Opponent	Score	RPI	S	Opponent	Score	RPI	S	Opponent	Score	Team's RPI: 124
4	A	UConn	57 81	38	N	FGCU	60 69	55	A	Michigan	76 72	103	H	Boston College	65 75	
10	H	DePaul	94 105	44	A	Duke	47 50	62	H	Minnesota	67 75	128	A	Fordham	60 55	
17	H	NC State	56 90					68	H	Tennessee	63 74	163	H	Toledo	54 51	
								76	N	South Dakota St.	59 65	184	H	Clemson	55 71	
								80	N	South Fla.	67 51	286	H	Loyola Maryland	84 60	
								88	A	Syracuse	63 74	302	A	Pittsburgh	60 52	
								95	H	Michigan St.	69 72					
LAST 10 Division I																
				44	A	Duke	47 50	184	H	Clemson	55 71					
				17	H	NC State	56 90	10	H	DePaul	94 105					
				103	H	Boston College	65 75	4	A	UConn	57 81					
				88	A	Syracuse	63 74	62	H	Minnesota	67 75					
				302	A	Pittsburgh	60 52	80	N	South Fla.	67 51					

Non-Div I Games:

Notre Dame

Average RPI Win:	286	WON-LOST	WINNING	LAST 10	STRENGTH OF	OPP. STRENGTH	TEAM	ADJ.	CONF.	ADJ CONF.
Average RPI Loss:	152	RECORD	PCT. RANK	GAMES	SCHEDULE	OF SCHEDULE	RPI	RPI	RPI	RPI
DIV. I ONLY	6- 9	223	4-6	319	188	280	280	19	19	
DIV. I NON-CONF.	3- 6	235	1-3	293	221	271	271	18	18	
TOTALS	RPI 1-25	RPI 26-50	W-L RECORDS	RPI 51-100	RPI 101-150	RPI 150+				
6- 9	0- 0	0- 1	OVERALL	0- 3	0- 1	6- 4				
2- 3	0- 0	0- 1	HOME	0- 0	0- 1	2- 1				
3- 6	0- 0	0- 0	AWAY	0- 3	0- 0	3- 3				
1- 0	0- 0	0- 0	NEUTRAL	0- 0	0- 0	1- 0				
3- 6	0- 0	0- 1	NON-CONFERENCE	0- 2	0- 1	3- 2				
0- 2	0- 0	0- 1	HOME	0- 0	0- 1	0- 0				
2- 4	0- 0	0- 0	AWAY	0- 2	0- 0	2- 2				
1- 0	0- 0	0- 0	NEUTRAL	0- 0	0- 0	1- 0				
3- 3	0- 0	0- 0	CONFERENCE	0- 1	0- 0	3- 2				
2- 1	0- 0	0- 0	HOME	0- 0	0- 0	2- 1				
1- 2	0- 0	0- 0	AWAY	0- 1	0- 0	1- 1				
0- 0	0- 0	0- 0	NEUTRAL	0- 0	0- 0	0- 0				

RPI S	Opponent	Score	RPI S	Opponent	Score	RPI S	Opponent	Score	RPI S	Opponent	Score	Team's RPI: 280
28	H Central Mich.	47 65	55	A Michigan	64 79	115	H Bradley	58 74				
			63	A IUPUI	41 76	164	H Green Bay	93 88				
			95	A Michigan St.	56 76	173	H Youngstown St.	74 79				
						227	A Niagara	63 77				
						274	H Milwaukee	78 62				
						277	A St. Bonaventure	66 80				
						307	A Detroit Mercy	71 57				
						310	N Jacksonville St.	61 55				
						312	A FIU	58 49				
						334	A UIC	64 70				
						349	A Chicago St.	98 70				
LAST 10 Division I												
173	H Youngstown St.	74 79	307	A Detroit Mercy	71 57							
274	H Milwaukee	78 62	28	H Central Mich.	47 65							
164	H Green Bay	93 88	277	A St. Bonaventure	66 80							
334	A UIC	64 70	55	A Michigan	64 79							
63	A IUPUI	41 76	310	N Jacksonville St.	61 55							

Non-Div I Games: Lourdes 72 53 Concordia (MI) 76 42

Oakland

Loss, Non-Conf, S Site, H Home A Away N Neutral

Average RPI Win:	191	WON-LOST	WINNING	LAST 10	STRENGTH OF	OPP. STRENGTH	TEAM	ADJ.	CONF.	ADJ CONF.
Average RPI Loss:	79	RECORD	PCT. RANK	GAMES	SCHEDULE	OF SCHEDULE	RPI	RPI	RPI	RPI
DIV. I ONLY	9- 6	117	5-5	143	75	94	94	10	10	
DIV. I NON-CONF.	7- 4	100	3-3	199	72	95	95	10	10	
TOTALS	RPI 1-25	RPI 26-50	W-L RECORDS	RPI 51-100	RPI 101-150	RPI 150+				
9- 6	0- 0	1- 2	OVERALL	2- 2	0- 2	6- 0				
5- 1	0- 0	0- 1	HOME	1- 0	0- 0	4- 0				
3- 4	0- 0	1- 1	AWAY	1- 2	0- 1	1- 0				
1- 1	0- 0	0- 0	NEUTRAL	0- 0	0- 1	1- 0				
7- 4	0- 0	1- 1	NON-CONFERENCE	1- 2	0- 1	5- 0				
4- 0	0- 0	0- 0	HOME	1- 0	0- 0	3- 0				
2- 3	0- 0	1- 1	AWAY	0- 2	0- 0	1- 0				
1- 1	0- 0	0- 0	NEUTRAL	0- 0	0- 1	1- 0				
2- 2	0- 0	0- 1	CONFERENCE	1- 0	0- 1	1- 0				
1- 1	0- 0	0- 1	HOME	0- 0	0- 0	1- 0				
1- 1	0- 0	0- 0	AWAY	1- 0	0- 1	0- 0				
0- 0	0- 0	0- 0	NEUTRAL	0- 0	0- 0	0- 0				

RPI 1-25				RPI 26-50				RPI 51-100				Team's RPI: 94	RPI 101+			
RPI	S	Opponent	Score	RPI	S	Opponent	Score	RPI	S	Opponent	Score	RPI	S	Opponent	Score	
				28	H	Central Mich.	71 73	59	A	Texas	60 73	123	A	Western Mich.	72 73	
				30	A	TCU	72 79	63	H	IUPUI	70 64	143	N	Butler	55 60	
				35	A	Ohio St.	74 68	78	A	Buffalo	76 65	195	H	American	81 69	
								88	A	Syracuse	54 66	213	A	Chattanooga	70 58	
												220	H	Northern Ill.	87 67	
												276	H	Marshall	67 51	
												302	N	Pittsburgh	72 50	
												341	H	Incarnate Word	78 41	
LAST 10 Division I																
				123	A	Western Mich.	72 73	59	A	Texas	60 73					
				78	A	Buffalo	76 65	30	A	TCU	72 79					
				28	H	Central Mich.	71 73	63	H	IUPUI	70 64					
				220	H	Northern Ill.	87 67	143	N	Butler	55 60					
				213	A	Chattanooga	70 58	302	N	Pittsburgh	72 50					

Non-Div I Games:

Ohio

Average RPI Win:	138	WON-LOST	WINNING	LAST 10	STRENGTH OF	OPP. STRENGTH	TEAM	ADJ.	CONF.	ADJ CONF.
Average RPI Loss:	43	RECORD	PCT. RANK	GAMES	SCHEDULE	OF SCHEDULE	RPI	RPI	RPI	RPI
DIV. I ONLY	10- 7	122	6-4	9	63	35	35	2	2	
DIV. I NON-CONF.	7- 4	100	3-1	5	120	23	23	2	2	
TOTALS	RPI 1-25	RPI 26-50	W-L RECORDS	RPI 51-100	RPI 101-150	RPI 150+				
10- 7	1- 4	1- 1	OVERALL	2- 2	2- 0	4- 0				
4- 3	1- 2	0- 0	HOME	1- 1	0- 0	2- 0				
4- 3	0- 2	0- 0	AWAY	1- 1	2- 0	1- 0				
2- 1	0- 0	1- 1	NEUTRAL	0- 0	0- 0	1- 0				
7- 4	1- 2	1- 1	NON-CONFERENCE	0- 1	2- 0	3- 0				
2- 2	1- 1	0- 0	HOME	0- 1	0- 0	1- 0				
3- 1	0- 1	0- 0	AWAY	0- 0	2- 0	1- 0				
2- 1	0- 0	1- 1	NEUTRAL	0- 0	0- 0	1- 0				
3- 3	0- 2	0- 0	CONFERENCE	2- 1	0- 0	1- 0				
2- 1	0- 1	0- 0	HOME	1- 0	0- 0	1- 0				
1- 2	0- 1	0- 0	AWAY	1- 1	0- 0	0- 0				
0- 0	0- 0	0- 0	NEUTRAL	0- 0	0- 0	0- 0				

RPI 1-25				RPI 26-50				Team's RPI: 35	RPI 51-100				RPI 101+			
RPI	S	Opponent	Score	RPI	S	Opponent	Score		RPI	S	Opponent	Score	RPI	S	Opponent	Score
3	H	Louisville	67 60	39	N	UNI	64 46		55	H	Michigan	78 69	116	A	Kent St.	75 65
4	H	UConn	62 73	49	N	South Dakota	53 68		62	A	Minnesota	66 63	121	A	Cincinnati	78 73
9	A	Stanford	52 71						94	H	Ohio	68 74	172	N	Valparaiso	89 38
22	A	Maryland	62 72						95	A	Michigan St.	65 68	206	H	Penn St.	80 70
25	H	Purdue	50 66										264	H	Radford	70 57
													345	A	Sacramento St.	104 74
LAST 10 Division I																
				95	A	Michigan St.	65 68		25	H	Purdue	50 66				
				206	H	Penn St.	80 70		345	A	Sacramento St.	104 74				
				55	H	Michigan	78 69		9	A	Stanford	52 71				
				22	A	Maryland	62 72		264	H	Radford	70 57				
				62	A	Minnesota	66 63		3	H	Louisville	67 60				

Non-Div I Games:

Ohio St.

■ Loss,
 ■ Non-Conf, S Site,
 ■ Home
 ■ Away
 N Neutral

Average RPI Win:	108	WON-LOST	WINNING	LAST 10	STRENGTH OF	OPP. STRENGTH	TEAM	ADJ.	CONF.	ADJ CONF.
Average RPI Loss:	57	RECORD	PCT. RANK	GAMES	SCHEDULE	OF SCHEDULE	RPI	RPI	RPI	RPI
DIV. I ONLY	10- 6	101	6-4	3	56	24	24	4	4	
DIV. I NON-CONF.	7- 5	130	3-3	7	71	54	54	4	4	
TOTALS	RPI 1-25	RPI 26-50	W-L RECORDS	RPI 51-100	RPI 101-150	RPI 150+				
10- 6	1- 3	3- 1	OVERALL	1- 0	3- 2	2- 0				
8- 2	1- 2	1- 0	HOME	1- 0	3- 0	2- 0				
2- 3	0- 0	2- 1	AWAY	0- 0	0- 2	0- 0				
0- 1	0- 1	0- 0	NEUTRAL	0- 0	0- 0	0- 0				
7- 5	1- 2	1- 1	NON-CONFERENCE	0- 0	3- 2	2- 0				
7- 1	1- 1	1- 0	HOME	0- 0	3- 0	2- 0				
0- 3	0- 0	0- 1	AWAY	0- 0	0- 2	0- 0				
0- 1	0- 1	0- 0	NEUTRAL	0- 0	0- 0	0- 0				
3- 1	0- 1	2- 0	CONFERENCE	1- 0	0- 0	0- 0				
1- 1	0- 1	0- 0	HOME	1- 0	0- 0	0- 0				
2- 0	0- 0	2- 0	AWAY	0- 0	0- 0	0- 0				
0- 0	0- 0	0- 0	NEUTRAL	0- 0	0- 0	0- 0				

RPI 1-25				Team's RPI: 24				RPI 26-50				RPI 51-100				RPI 101+			
RPI	S	Opponent	Score	RPI	S	Opponent	Score	RPI	S	Opponent	Score	RPI	S	Opponent	Score				
1	H	Missouri St.	90 96	32	A	West Virginia	73 49	87	H	Iowa St.	81 72	118	H	Abilene Christian	78 65				
4	N	UConn	53 97	33	H	LSU	90 68					132	H	Sam Houston St.	95 71				
14	H	Baylor	56 77	40	A	Oklahoma St.	77 75					137	A	Houston	69 85				
23	H	Drake	93 84	45	A	Western Ky.	63 74					140	A	Wichita St.	83 88				
</																			

Average RPI Win:	172	WON-LOST	WINNING	LAST 10	STRENGTH OF	OPP. STRENGTH	TEAM	ADJ.	CONF.	ADJ CONF.
Average RPI Loss:	14	RECORD	PCT. RANK	GAMES	SCHEDULE	OF SCHEDULE	RPI	RPI	RPI	RPI
DIV. I ONLY	11- 5	74	6-4	20	62	40	40	4	4	
DIV. I NON-CONF.	9- 3	64	4-2	46	96	38	38	4	4	
TOTALS	RPI 1-25	RPI 26-50	W-L RECORDS	RPI 51-100	RPI 101-150	RPI 150+				
11- 5	0- 5	0- 0	OVERALL	1- 0	4- 0	6- 0				
8- 1	0- 1	0- 0	HOME	1- 0	3- 0	4- 0				
2- 2	0- 2	0- 0	AWAY	0- 0	0- 0	2- 0				
1- 2	0- 2	0- 0	NEUTRAL	0- 0	1- 0	0- 0				
9- 3	0- 3	0- 0	NON-CONFERENCE	0- 0	4- 0	5- 0				
7- 0	0- 0	0- 0	HOME	0- 0	3- 0	4- 0				
1- 1	0- 1	0- 0	AWAY	0- 0	0- 0	1- 0				
1- 2	0- 2	0- 0	NEUTRAL	0- 0	1- 0	0- 0				
2- 2	0- 2	0- 0	CONFERENCE	1- 0	0- 0	1- 0				
1- 1	0- 1	0- 0	HOME	1- 0	0- 0	0- 0				
1- 1	0- 1	0- 0	AWAY	0- 0	0- 0	1- 0				
0- 0	0- 0	0- 0	NEUTRAL	0- 0	0- 0	0- 0				

RPI S	Opponent	Score	RPI S	Opponent	Score	Team's RPI: 40	RPI S	Opponent	Score	RPI S	Opponent	Score
3	N Louisville	48 69					69	H Kansas	67 49	109	N UT Arlington	60 47
11	N Oregon	72 89								114	H Duquesne	84 41
14	A Baylor	48 94								126	H Idaho	62 47
20	A Texas A&M	62 74								136	H Rice	69 38
24	H Oklahoma	75 77								158	A Kansas St.	70 63
										191	H Lamar University	74 53
										216	A Tulsa	78 48
										228	H Oral Roberts	78 44
										263	H Southern U.	72 59
										279	H Idaho St.	70 52
LAST 10 Division I												
158	A Kansas St.	70 63	228	H Oral Roberts	78 44							
14	A Baylor	48 94	263	H Southern U.	72 59							
24	H Oklahoma	75 77	20	A Texas A&M	62 74							
69	H Kansas	67 49	109	N UT Arlington	60 47							
114	H Duquesne	84 41	3	N Louisville	48 69							

Non-Div I Games:

Oklahoma St.

Old Dominion

Through Games Of Jan. 16, 2020

Average RPI Win:	159	WON-LOST	WINNING	LAST 10	STRENGTH OF	OPP. STRENGTH	TEAM	ADJ.	CONF.	ADJ CONF.
Average RPI Loss:	109	RECORD	PCT. RANK	GAMES	SCHEDULE	OF SCHEDULE	RPI	RPI	RPI	RPI
DIV. I ONLY	13- 3	31	8-2	121	96	37	37	13	13	
DIV. I NON-CONF.	10- 2	30	5-1	205	146	49	49	14	14	
TOTALS	RPI 1-25	RPI 26-50	W-L RECORDS	RPI 51-100	RPI 101-150	RPI 150+				
13- 3	0- 0	3- 1	OVERALL	0- 0	5- 1	5- 1				
8- 0	0- 0	2- 0	HOME	0- 0	2- 0	4- 0				
4- 3	0- 0	1- 1	AWAY	0- 0	2- 1	1- 1				
1- 0	0- 0	0- 0	NEUTRAL	0- 0	1- 0	0- 0				
10- 2	0- 0	0- 1	NON-CONFERENCE	0- 0	5- 1	5- 0				
6- 0	0- 0	0- 0	HOME	0- 0	2- 0	4- 0				
3- 2	0- 0	0- 1	AWAY	0- 0	2- 1	1- 0				
1- 0	0- 0	0- 0	NEUTRAL	0- 0	1- 0	0- 0				
3- 1	0- 0	3- 0	CONFERENCE	0- 0	0- 0	0- 1				
2- 0	0- 0	2- 0	HOME	0- 0	0- 0	0- 0				
1- 1	0- 0	1- 0	AWAY	0- 0	0- 0	0- 1				
0- 0	0- 0	0- 0	NEUTRAL	0- 0	0- 0	0- 0				

RPI 1-25				RPI 26-50				Team's RPI: 37		RPI 51-100				RPI 101+			
RPI	S	Opponent	Score	RPI	S	Opponent	Score		RPI	S	Opponent	Score	RPI	S	Opponent	Score	
				29	A	Virginia	53 56						122	H	Richmond	73 51	
				45	H	Western Ky.	76 65						126	N	Idaho	67 55	
				47	A	Middle Tenn.	67 56						127	H	Campbell	59 44	
				48	H	Charlotte	54 51						135	A	VCU	49 62	
													144	A	William & Mary	69 58	
													148	A	Auburn	89 77	
													162	A	UAB	65 76	
													173	H	Hampton	75 38	
													208	H	Mt. St. Mary's	85 34	
													248	H	Winthrop	68 44	
													301	H	UMES	48 39	
													331	A	Cal Poly	61 55	
LAST 10 Division I																	
				45	H	Western Ky.	76 65				173	H	Hampton		75 38		
				48	H	Charlotte	54 51				122	H	Richmond		73 51		
				162	A	UAB	65 76				135	A	VCU		49 62		
				47	A	Middle Tenn.	67 56				301	H	UMES		48 39		
				208	H	Mt. St. Mary's	85 34				144	A	William & Mary		69 58		

Non-Div I Games:

Old Dominion

Loss, Non-Conf, S Site, H Home A Away N Neutral

Average RPI Win:	284	WON-LOST	WINNING	LAST 10	STRENGTH OF	OPP. STRENGTH	TEAM	ADJ.	CONF.	ADJ CONF.
Average RPI Loss:	127	RECORD	PCT. RANK	GAMES	SCHEDULE	OF SCHEDULE	RPI	RPI	RPI	RPI
DIV. I ONLY	7- 10	218	2-8	155	322	254	254	5	5	
DIV. I NON-CONF.	7- 6	161	2-4	280	349	286	286	5	5	
TOTALS	RPI 1-25	RPI 26-50	W-L RECORDS	RPI 51-100	RPI 101-150	RPI 150+				
7- 10	0- 1	0- 1	OVERALL	0- 2	1- 2	6- 4				
6- 5	0- 0	0- 0	HOME	0- 2	1- 2	5- 1				
0- 4	0- 1	0- 1	AWAY	0- 0	0- 0	0- 2				
1- 1	0- 0	0- 0	NEUTRAL	0- 0	0- 0	1- 1				
7- 6	0- 0	0- 0	NON-CONFERENCE	0- 0	1- 2	6- 4				
6- 3	0- 0	0- 0	HOME	0- 0	1- 2	5- 1				
0- 2	0- 0	0- 0	AWAY	0- 0	0- 0	0- 2				
1- 1	0- 0	0- 0	NEUTRAL	0- 0	0- 0	1- 1				
0- 4	0- 1	0- 1	CONFERENCE	0- 2	0- 0	0- 0				
0- 2	0- 0	0- 0	HOME	0- 2	0- 0	0- 0				
0- 2	0- 1	0- 1	AWAY	0- 0	0- 0	0- 0				
0- 0	0- 0	0- 0	NEUTRAL	0- 0	0- 0	0- 0				

RPI 1-25				RPI 26-50				RPI 51-100				RPI 101+ Team's RPI: 254			
RPI	S	Opponent	Score	RPI	S	Opponent	Score	RPI	S	Opponent	Score	RPI	S	Opponent	Score
20	A	Texas A&M	35 79	33	A	LSU	44 52	68	H	Tennessee	28 84	113	H	New Orleans	64 69
								71	H	Georgia	51 58	131	H	Louisiana	42 53
												132	H	Sam Houston St.	75 69
												165	H	Southeast Mo. St.	53 70
												175	A	Southern Miss.	53 59
												190	A	Texas Tech	48 84
												239	H	Louisiana Tech	76 53
												287	H	Ga. Southern	69 66
												302	N	Pittsburgh	50 58
												305	H	Alabama St.	93 66
												328	N	Alcorn	73 55
												348	H	La.-Monroe	66 42
												350	H	Mississippi Val.	72 53
LAST 10 Division I															
33	A	LSU	44 52	131	H	Louisiana	42 53								
68	H	Tennessee	28 84	287	H	Ga. Southern	69 66								
20	A	Texas A&M	35 79	165	H	Southeast Mo. St.	53 70								
71	H	Georgia	51 58	190	A	Texas Tech	48 84								
305	H	Alabama St.	93 66	302	N	Pittsburgh	50 58								

Non-Div I Games:

Ole Miss

■ Loss,
 ■ Non-Conf,
 ■ S Site,
 ■ H Home
 ■ A Away
 N Neutral

Average RPI Win:	279	WON-LOST	WINNING	LAST 10	STRENGTH OF	OPP. STRENGTH	TEAM	ADJ.	CONF.	ADJ CONF.
Average RPI Loss:	122	RECORD	PCT. RANK	GAMES	SCHEDULE	OF SCHEDULE	RPI	RPI	RPI	RPI
DIV. I ONLY	4- 11	285	3-7	98	287	258	258	18	18	
DIV. I NON-CONF.	3- 8	268	2-4	159	304	288	288	19	19	
TOTALS	RPI 1-25	RPI 26-50	W-L RECORDS	RPI 51-100	RPI 101-150	RPI 150+				
4- 11	0- 1	0- 2	OVERALL	0- 2	0- 1	4- 5				
3- 4	0- 1	0- 1	HOME	0- 1	0- 0	3- 1				
0- 6	0- 0	0- 1	AWAY	0- 1	0- 0	0- 4				
1- 1	0- 0	0- 0	NEUTRAL	0- 0	0- 1	1- 0				
3- 8	0- 1	0- 1	NON-CONFERENCE	0- 1	0- 1	3- 4				
2- 3	0- 1	0- 1	HOME	0- 0	0- 0	2- 1				
0- 4	0- 0	0- 0	AWAY	0- 1	0- 0	0- 3				
1- 1	0- 0	0- 0	NEUTRAL	0- 0	0- 1	1- 0				
1- 3	0- 0	0- 1	CONFERENCE	0- 1	0- 0	1- 1				
1- 1	0- 0	0- 0	HOME	0- 1	0- 0	1- 0				
0- 2	0- 0	0- 1	AWAY	0- 0	0- 0	0- 1				
0- 0	0- 0	0- 0	NEUTRAL	0- 0	0- 0	0- 0				

RPI 1-25				RPI 26-50				RPI 51-100				RPI 101+ Team's RPI: 258			
RPI	S	Opponent	Score	RPI	S	Opponent	Score	RPI	S	Opponent	Score	RPI	S	Opponent	Score
18	H	Creighton	54 67	39	H	UNI	45 81	69	A	Kansas	48 63	135	N	VCU	66 74
				49	A	South Dakota	44 77	76	H	South Dakota St.	51 68	157	A	North Dakota	57 63
												158	A	Kansas St.	48 73
												187	H	Cleveland St.	66 79
												217	A	Northern Ky.	40 57
												228	H	Oral Roberts	60 54
												238	H	UMKC	57 53
												241	A	Eastern Ill.	52 65
												298	H	Morgan St.	70 64
												350	N	Mississippi Val.	78 70
LAST 10 Division I															
				49	A	South Dakota	44 77	39	H	UNI	45 81				
				157	A	North Dakota	57 63	241	A	Eastern Ill.	52 65				
				228	H	Oral Roberts	60 54	238	H	UMKC	57 53				
				76	H	South Dakota St.	51 68	350	N	Mississippi Val.	78 70				
				187	H	Cleveland St.	66 79	135	N	VCU	66 74				

Non-Div I Games: Peru St. 92 58 Graceland (IA) 85 46

Omaha

Loss, Non-Conf, S Site, H Home A Away N Neutral

Oral Roberts

Through Games Of Jan. 16, 2020

Average RPI Win:	225	WON-LOST	WINNING	LAST 10	STRENGTH OF	OPP. STRENGTH	TEAM	ADJ.	CONF.	ADJ CONF.
Average RPI Loss:	145	RECORD	PCT. RANK	GAMES	SCHEDULE	OF SCHEDULE	RPI	RPI	RPI	RPI
DIV. I ONLY	6- 10	240	4-6	217	163	228	228	18	18	
DIV. I NON-CONF.	3- 8	268	1-4	126	170	246	246	19	19	
TOTALS	RPI 1-25	RPI 26-50	W-L RECORDS	RPI 51-100	RPI 101-150	RPI 150+				
6- 10	0- 0	0- 2	OVERALL	0- 2	2- 1	4- 5				
5- 1	0- 0	0- 0	HOME	0- 0	2- 0	3- 1				
1- 9	0- 0	0- 2	AWAY	0- 2	0- 1	1- 4				
0- 0	0- 0	0- 0	NEUTRAL	0- 0	0- 0	0- 0				
3- 8	0- 0	0- 2	NON-CONFERENCE	0- 1	2- 1	1- 4				
3- 1	0- 0	0- 0	HOME	0- 0	2- 0	1- 1				
0- 7	0- 0	0- 2	AWAY	0- 1	0- 1	0- 3				
0- 0	0- 0	0- 0	NEUTRAL	0- 0	0- 0	0- 0				
3- 2	0- 0	0- 0	CONFERENCE	0- 1	0- 0	3- 1				
2- 0	0- 0	0- 0	HOME	0- 0	0- 0	2- 0				
1- 2	0- 0	0- 0	AWAY	0- 1	0- 0	1- 1				
0- 0	0- 0	0- 0	NEUTRAL	0- 0	0- 0	0- 0				

RPI 1-25				RPI 26-50				RPI 51-100				RPI 101+				Team's RPI: 228	
RPI	S	Opponent	Score	RPI	S	Opponent	Score	RPI	S	Opponent	Score	RPI	S	Opponent	Score		
				40	A	Oklahoma St.	44 78	58	A	Nebraska	67 77	132	H	Sam Houston St.	64 41		
				46	A	Arkansas	64 96	76	A	South Dakota St.	44 58	134	A	Utah	58 78		
												140	H	Wichita St.	79 66		
												157	H	North Dakota	75 52		
												158	A	Kansas St.	69 109		
												161	A	Southern Utah	58 72		
												216	A	Tulsa	65 67		
												258	A	Omaha	54 60		
												293	H	Texas St.	63 57		
												300	H	Houston Baptist	73 74		
												306	H	North Dakota St.	70 62		
												324	A	Purdue Fort Wayne	79 73		
LAST 10 Division I																	
				324	A	Purdue Fort Wayne	79 73	40	A	Oklahoma St.	44 78						
				157	H	North Dakota	75 52	58	A	Nebraska	67 77						
				306	H	North Dakota St.	70 62	134	A	Utah	58 78						
				258	A	Omaha	54 60	161	A	Southern Utah	58 72						
				76	A	South Dakota St.	44 58	132	H	Sam Houston St.	64 41						

Non-Div I Games: Rogers St. 80 40 Cent. Christian (KS114 60

Oral Roberts

Loss, Non-Conf, S Site, H Home A Away N Neutral

Average RPI Win: 128		WON-LOST	WINNING	LAST 10	STRENGTH OF	OPP. STRENGTH	TEAM	ADJ.	CONF.	ADJ CONF.
Average RPI Loss: 19		RECORD	PCT. RANK	GAMES	SCHEDULE	OF SCHEDULE	RPI	RPI	RPI	RPI
DIV. I ONLY		14- 2	18	8-2	13	42	11	11	1	1
DIV. I NON-CONF.		10- 1	19	4-1	81	54	17	17	1	1
TOTALS		RPI 1-25	RPI 26-50		W-L RECORDS		RPI 51-100	RPI 101-150	RPI 150+	
14- 2	1- 1	2- 1		OVERALL		4- 0	2- 0	5- 0		
9- 0	1- 0	1- 0		HOME		2- 0	1- 0	4- 0		
3- 1	0- 0	0- 1		AWAY		2- 0	0- 0	1- 0		
2- 1	0- 1	1- 0		NEUTRAL		0- 0	1- 0	0- 0		
10- 1	0- 1	1- 0		NON-CONFERENCE		3- 0	1- 0	5- 0		
6- 0	0- 0	0- 0		HOME		2- 0	0- 0	4- 0		
2- 0	0- 0	0- 0		AWAY		1- 0	0- 0	1- 0		
2- 1	0- 1	1- 0		NEUTRAL		0- 0	1- 0	0- 0		
4- 1	1- 0	1- 1		CONFERENCE		1- 0	1- 0	0- 0		
3- 0	1- 0	1- 0		HOME		0- 0	1- 0	0- 0		
1- 1	0- 0	0- 1		AWAY		1- 0	0- 0	0- 0		
0- 0	0- 0	0- 0		NEUTRAL		0- 0	0- 0	0- 0		

RPI 1-25				Team's RPI: 11		RPI 26-50				RPI 51-100				RPI 101+					
RPI	S	Opponent	Score		RPI	S	Opponent	Score		RPI	S	Opponent	Score		RPI	S	Opponent	Score	
3	N	Louisville	62	72	34	A	Arizona St.	66	72	51	A	Arizona	71	64	109	N	UT Arlington	91	54
9	H	Stanford	87	55	40	N	Oklahoma St.	89	72	76	H	South Dakota St.	95	56	134	H	Utah	88	51
					42	H	Colorado	104	46	88	A	Syracuse	81	64	158	H	Kansas St.	89	51
										92	H	Texas Southern	99	63	180	H	Northeastern	89	47
															245	H	UC Riverside	84	41
															285	A	Long Beach St.	81	45
															288	H	Utah St.	109	52
LAST 10 Division I																			
					9	H	Stanford	87	55	158	H	Kansas St.	89	51					
					51	A	Arizona	71	64	245	H	UC Riverside	84	41					
					34	A	Arizona St.	66	72	285	A	Long Beach St.	81	45					
					134	H	Utah	88	51	76	H	South Dakota St.	95	56					
					42	H	Colorado	104	46	3	N	Louisville	62	72					

Non-Div I Games:	Corban	125	42
------------------	--------	-----	----

Oregon

Loss, Non-Conf, S Site, H Home A Away N Neutral

Average RPI Win:	117	WON-LOST	WINNING	LAST 10	STRENGTH OF	OPP. STRENGTH	TEAM	ADJ.	CONF.	ADJ CONF.
Average RPI Loss:	34	RECORD	PCT. RANK	GAMES	SCHEDULE	OF SCHEDULE	RPI	RPI	RPI	RPI
DIV. I ONLY	15- 1	7	9-1	19	19	5	5	1	1	
DIV. I NON-CONF.	12- 0	1	6-0	59	10	5	5	1	1	
TOTALS	RPI 1-25	RPI 26-50	W-L RECORDS	RPI 51-100	RPI 101-150	RPI 150+				
15- 1	2- 0	2- 1	OVERALL	4- 0	2- 0	5- 0				
10- 0	2- 0	1- 0	HOME	2- 0	1- 0	4- 0				
2- 1	0- 0	1- 1	AWAY	1- 0	0- 0	0- 0				
3- 0	0- 0	0- 0	NEUTRAL	1- 0	1- 0	1- 0				
12- 0	2- 0	1- 0	NON-CONFERENCE	3- 0	1- 0	5- 0				
8- 0	2- 0	0- 0	HOME	2- 0	0- 0	4- 0				
1- 0	0- 0	1- 0	AWAY	0- 0	0- 0	0- 0				
3- 0	0- 0	0- 0	NEUTRAL	1- 0	1- 0	1- 0				
3- 1	0- 0	1- 1	CONFERENCE	1- 0	1- 0	0- 0				
2- 0	0- 0	1- 0	HOME	0- 0	1- 0	0- 0				
1- 1	0- 0	0- 1	AWAY	1- 0	0- 0	0- 0				
0- 0	0- 0	0- 0	NEUTRAL	0- 0	0- 0	0- 0				

RPI	S	Opponent	Score	RPI	S	Opponent	Score	RPI	S	Opponent	Score	RPI	S	Opponent	Score
1	H	Missouri St.	80 69	34	A	Arizona St.	47 55	51	A	Arizona	63 61	107	N	Liberty	68 55
10	H	DePaul	98 77	41	A	Miami (FL)	75 53	72	H	CSU Bakersfield	69 50	134	H	Utah	77 48
				42	H	Colorado	72 60	73	N	BYU	65 34	161	H	Southern Utah	95 45
								82	H	Pacific	69 57	194	H	Hawaii	64 32
												214	N	Northern Ariz.	91 57
												281	H	UC Irvine	86 57
												288	H	Utah St.	75 46
LAST 10 Division I															
				34	A	Arizona St.	47 55	73	N	BYU	65 34				
				51	A	Arizona	63 61	214	N	Northern Ariz.	91 57				
				42	H	Colorado	72 60	288	H	Utah St.	75 46				
				134	H	Utah	77 48	194	H	Hawaii	64 32				
				72	H	CSU Bakersfield	69 50	107	N	Liberty	68 55				

Non-Div I Games:

Oregon St.

■ Loss,
 ■ Non-Conf, S Site,
 ■ Home
 ■ Away
 N Neutral

Average RPI Win:	230	WON-LOST	WINNING	LAST 10	STRENGTH OF	OPP. STRENGTH	TEAM	ADJ.	CONF.	ADJ CONF.
Average RPI Loss:	67	RECORD	PCT. RANK	GAMES	SCHEDULE	OF SCHEDULE	RPI	RPI	RPI	RPI
DIV. I ONLY	11- 7	114	5-5	131	97	82	82	11	11	
DIV. I NON-CONF.	7- 4	100	1-2	142	117	78	78	11	11	
TOTALS	RPI 1-25	RPI 26-50	W-L RECORDS	RPI 51-100	RPI 101-150	RPI 150+				
11- 7	0- 3	0- 0	OVERALL	1- 2	1- 1	9- 1				
6- 1	0- 0	0- 0	HOME	0- 1	0- 0	6- 0				
4- 5	0- 3	0- 0	AWAY	1- 1	1- 1	2- 0				
1- 1	0- 0	0- 0	NEUTRAL	0- 0	0- 0	1- 1				
7- 4	0- 2	0- 0	NON-CONFERENCE	1- 1	0- 0	6- 1				
4- 0	0- 0	0- 0	HOME	0- 0	0- 0	4- 0				
2- 3	0- 2	0- 0	AWAY	1- 1	0- 0	1- 0				
1- 1	0- 0	0- 0	NEUTRAL	0- 0	0- 0	1- 1				
4- 3	0- 1	0- 0	CONFERENCE	0- 1	1- 1	3- 0				
2- 1	0- 0	0- 0	HOME	0- 1	0- 0	2- 0				
2- 2	0- 1	0- 0	AWAY	0- 0	1- 1	1- 0				
0- 0	0- 0	0- 0	NEUTRAL	0- 0	0- 0	0- 0				

RPI 1-25				RPI 26-50				RPI 51-100 Team's RPI: 82				RPI 101+			
RPI	S	Opponent	Score	RPI	S	Opponent	Score	RPI	S	Opponent	Score	RPI	S	Opponent	Score
5	A	Oregon St.	57 69					72	A	CSU Bakersfield	70 80	130	A	Portland	77 73
6	A	UCLA	57 68					73	H	BYU	66 76	141	A	Santa Clara	65 75
7	A	Gonzaga	67 68					78	A	Drexel	58 51	163	N	Toledo	65 66
												203	H	SMU	77 49
												231	A	San Francisco	84 61
												233	H	Pepperdine	64 63
												238	H	UMKC	89 60
												270	A	UC Santa Barbara	63 53
												271	H	LMU (CA)	76 67
												275	H	Indiana St.	83 66
												295	N	St. Francis Brooklyn	71 62
												303	H	Weber St.	76 53
LAST 10 Division I															
73	H	BYU	66 76	231	A	San Francisco	84 61								
7	A	Gonzaga	67 68	141	A	Santa Clara	65 75								
130	A	Portland	77 73	163	N	Toledo	65 66								
233	H	Pepperdine	64 63	295	N	St. Francis Brooklyn	71 62								
271	H	LMU (CA)	76 67	6	A	UCLA	57 68								

Non-Div I Games:

Pacific

Average RPI Win:	225	WON-LOST	WINNING	LAST 10	STRENGTH OF	OPP. STRENGTH	TEAM	ADJ.	CONF.	ADJ CONF.
Average RPI Loss:	47	RECORD	PCT. RANK	GAMES	SCHEDULE	OF SCHEDULE	RPI	RPI	RPI	RPI
DIV. I ONLY	9- 3	51	7-3	303	55	119	119	9	9	
DIV. I NON-CONF.	9- 2	39	7-2	335	39	113	113	9	9	
TOTALS	RPI 1-25	RPI 26-50	W-L RECORDS	RPI 51-100	RPI 101-150	RPI 150+				
9- 3	0- 1	0- 1	OVERALL	1- 1	0- 0	8- 0				
5- 1	0- 1	0- 0	HOME	1- 0	0- 0	4- 0				
4- 2	0- 0	0- 1	AWAY	0- 1	0- 0	4- 0				
0- 0	0- 0	0- 0	NEUTRAL	0- 0	0- 0	0- 0				
9- 2	0- 0	0- 1	NON-CONFERENCE	1- 1	0- 0	8- 0				
5- 0	0- 0	0- 0	HOME	1- 0	0- 0	4- 0				
4- 2	0- 0	0- 1	AWAY	0- 1	0- 0	4- 0				
0- 0	0- 0	0- 0	NEUTRAL	0- 0	0- 0	0- 0				
0- 1	0- 1	0- 0	CONFERENCE	0- 0	0- 0	0- 0				
0- 1	0- 1	0- 0	HOME	0- 0	0- 0	0- 0				
0- 0	0- 0	0- 0	AWAY	0- 0	0- 0	0- 0				
0- 0	0- 0	0- 0	NEUTRAL	0- 0	0- 0	0- 0				

RPI 1-25				RPI 26-50				RPI 51-100				RPI 101+ Team's RPI: 119			
RPI	S	Opponent	Score	RPI	S	Opponent	Score	RPI	S	Opponent	Score	RPI	S	Opponent	Score
21	H	Princeton	55 75	44	A	Duke	50 66	75	A	Villanova	58 70	167	A	Saint Joseph's	55 45
								78	H	Drexel	53 49	192	H	Iona	74 42
												194	A	Hawaii	70 55
												198	A	La Salle	65 49
												226	H	Stetson	81 41
												316	H	Siena	92 44
												318	A	NJIT	85 51
												337	H	Hartford	74 46
LAST 10 Division I															
75	A	Villanova	58 70	198	A	La Salle	65 49								
21	H	Princeton	55 75	337	H	Hartford	74 46								
194	A	Hawaii	70 55	44	A	Duke	50 66								
78	H	Drexel	53 49	167	A	Saint Joseph's	55 45								
226	H	Stetson	81 41	192	H	Iona	74 42								

Non-Div I Games: Chaminade 90 39

Penn

Average RPI Win:	215	WON-LOST	WINNING	LAST 10	STRENGTH OF	OPP. STRENGTH	TEAM	ADJ.	CONF.	ADJ CONF.
Average RPI Loss:	110	RECORD	PCT. RANK	GAMES	SCHEDULE	OF SCHEDULE	RPI	RPI	RPI	RPI
DIV. I ONLY	7- 10	218	4-6	130	110	206	206	2	2	
DIV. I NON-CONF.	6- 5	151	3-1	253	233	229	229	2	2	
TOTALS	RPI 1-25	RPI 26-50	W-L RECORDS	RPI 51-100	RPI 101-150	RPI 150+				
7- 10	0- 1	0- 2	OVERALL	1- 3	1- 1	5- 3				
5- 5	0- 0	0- 1	HOME	1- 2	1- 0	3- 2				
1- 4	0- 1	0- 1	AWAY	0- 1	0- 1	1- 0				
1- 1	0- 0	0- 0	NEUTRAL	0- 0	0- 0	1- 1				
6- 5	0- 1	0- 0	NON-CONFERENCE	0- 1	1- 0	5- 3				
4- 3	0- 0	0- 0	HOME	0- 1	1- 0	3- 2				
1- 1	0- 1	0- 0	AWAY	0- 0	0- 0	1- 0				
1- 1	0- 0	0- 0	NEUTRAL	0- 0	0- 0	1- 1				
1- 5	0- 0	0- 2	CONFERENCE	1- 2	0- 1	0- 0				
1- 2	0- 0	0- 1	HOME	1- 1	0- 0	0- 0				
0- 3	0- 0	0- 1	AWAY	0- 1	0- 1	0- 0				
0- 0	0- 0	0- 0	NEUTRAL	0- 0	0- 0	0- 0				

RPI 1-25				RPI 26-50				RPI 51-100				RPI 101+ Team's RPI: 206			
RPI	S	Opponent	Score	RPI	S	Opponent	Score	RPI	S	Opponent	Score	RPI	S	Opponent	Score
21	A	Princeton	55 72	26	H	Rutgers	57 62	55	A	Michigan	48 82	128	H	Fordham	72 59
				35	A	Ohio St.	70 80	62	H	Minnesota	74 81	129	A	Wisconsin	65 71
								85	H	Rider	70 78	184	H	Clemson	68 55
								95	H	Michigan St.	86 73	198	H	La Salle	67 69
												201	H	George Mason	68 78
												204	A	Towson	73 67
												272	H	Sacred Heart	88 65
												285	N	Long Beach St.	56 64
												302	H	Pittsburgh	78 73
												322	N	N.C. Central	92 68
LAST 10 Division I															
26	H	Rutgers	57 62	62	H	Minnesota	74 81								
35	A	Ohio St.	70 80	272	H	Sacred Heart	88 65								
95	H	Michigan St.	86 73	21	A	Princeton	55 72								
129	A	Wisconsin	65 71	302	H	Pittsburgh	78 73								
55	A	Michigan	48 82	322	N	N.C. Central	92 68								

Non-Div I Games:

Penn St.

Pepperdine

Through Games Of Jan. 16, 2020

Average RPI Win:	243	WON-LOST	WINNING	LAST 10	STRENGTH OF	OPP. STRENGTH	TEAM	ADJ.	CONF.	ADJ CONF.
Average RPI Loss:	122	RECORD	PCT. RANK	GAMES	SCHEDULE	OF SCHEDULE	RPI	RPI	RPI	RPI
DIV. I ONLY	7- 7	173	5-5	295	90	233	233	11	11	
DIV. I NON-CONF.	4- 4	164	2-2	334	140	280	280	11	11	
TOTALS	RPI 1-25	RPI 26-50	W-L RECORDS	RPI 51-100	RPI 101-150	RPI 150+				
7- 7	0- 0	0- 0	OVERALL	0- 4	1- 0	6- 3				
5- 3	0- 0	0- 0	HOME	0- 1	1- 0	4- 2				
2- 4	0- 0	0- 0	AWAY	0- 3	0- 0	2- 1				
0- 0	0- 0	0- 0	NEUTRAL	0- 0	0- 0	0- 0				
4- 4	0- 0	0- 0	NON-CONFERENCE	0- 2	0- 0	4- 2				
2- 2	0- 0	0- 0	HOME	0- 0	0- 0	2- 2				
2- 2	0- 0	0- 0	AWAY	0- 2	0- 0	2- 0				
0- 0	0- 0	0- 0	NEUTRAL	0- 0	0- 0	0- 0				
3- 3	0- 0	0- 0	CONFERENCE	0- 2	1- 0	2- 1				
3- 1	0- 0	0- 0	HOME	0- 1	1- 0	2- 0				
0- 2	0- 0	0- 0	AWAY	0- 1	0- 0	0- 1				
0- 0	0- 0	0- 0	NEUTRAL	0- 0	0- 0	0- 0				

RPI 1-25			RPI 26-50			RPI 51-100			RPI 101+			Team's RPI: 233
RPI	S	Opponent	Score	RPI	S	Opponent	Score	RPI	S	Opponent	Score	
						54	A Washington St.	48	85	141	H Santa Clara	79 71
						73	H BYU	47	65	152	A Saint Mary's (CA)	78 85
						82	A Pacific	63	64	168	H San Diego	73 57
						100	A Boise St.	74	76	194	H Hawaii	51 52
										202	H UNLV	44 69
										230	H UC Davis	70 67
										231	H San Francisco	82 70
										289	A Eastern Wash.	53 52
										311	A New Mexico St.	72 69
										331	H Cal Poly	63 53
LAST 10 Division I												
						231	H San Francisco	82	70	168	H San Diego	73 57
						141	H Santa Clara	79	71	100	A Boise St.	74 76
						82	A Pacific	63	64	230	H UC Davis	70 67
						152	A Saint Mary's (CA)	78	85	202	H UNLV	44 69
						73	H BYU	47	65	289	A Eastern Wash.	53 52

Non-Div I Games: Concordia (CA) 76 57 Cal St. L.A. 79 56

Pepperdine

Loss, Non-Conf, S Site, H Home A Away N Neutral

Average RPI Win:	311	WON-LOST	WINNING	LAST 10	STRENGTH OF	OPP. STRENGTH	TEAM	ADJ.	CONF.	ADJ CONF.
Average RPI Loss:	126	RECORD	PCT. RANK	GAMES	SCHEDULE	OF SCHEDULE	RPI	RPI	RPI	RPI
DIV. I ONLY	3- 13	314	1-9	178	166	302	302	3	3	
DIV. I NON-CONF.	3- 8	268	1-4	212	273	306	306	3	3	
TOTALS	RPI 1-25	RPI 26-50	W-L RECORDS	RPI 51-100	RPI 101-150	RPI 150+				
3- 13	0- 0	0- 1	OVERALL	0- 3	0- 5	3- 4				
2- 6	0- 0	0- 0	HOME	0- 0	0- 4	2- 2				
0- 6	0- 0	0- 1	AWAY	0- 2	0- 1	0- 2				
1- 1	0- 0	0- 0	NEUTRAL	0- 1	0- 0	1- 0				
3- 8	0- 0	0- 0	NON-CONFERENCE	0- 2	0- 3	3- 3				
2- 4	0- 0	0- 0	HOME	0- 0	0- 2	2- 2				
0- 3	0- 0	0- 0	AWAY	0- 1	0- 1	0- 1				
1- 1	0- 0	0- 0	NEUTRAL	0- 1	0- 0	1- 0				
0- 5	0- 0	0- 1	CONFERENCE	0- 1	0- 2	0- 1				
0- 2	0- 0	0- 0	HOME	0- 0	0- 2	0- 0				
0- 3	0- 0	0- 1	AWAY	0- 1	0- 0	0- 1				
0- 0	0- 0	0- 0	NEUTRAL	0- 0	0- 0	0- 0				

RPI S	Opponent	Score	RPI S	Opponent	Score	RPI S	Opponent	Score	RPI S	Opponent	Score	Team's RPI: 302
			36 A	Virginia Tech	56 68	61 A	North Carolina	62 70	103 H	Boston College	70 79	
						67 A	UCF	58 74	105 H	Stony Brook	56 59	
						94 N	Ohio	50 72	114 H	Duquesne	62 81	
									121 A	Cincinnati	53 69	
									124 H	Notre Dame	52 60	
									182 H	Miami (OH)	71 80	
									184 A	Clemson	67 75	
									206 A	Penn St.	73 78	
									235 H	Georgetown	56 66	
									254 N	Ole Miss	58 50	
									336 H	Fairleigh Dickinson	69 60	
									342 H	Central Conn. St.	81 73	
LAST 10 Division I												
184 A	Clemson	67 75	121 A	Cincinnati	53 69							
36 A	Virginia Tech	56 68	182 H	Miami (OH)	71 80							
103 H	Boston College	70 79	105 H	Stony Brook	56 59							
124 H	Notre Dame	52 60	206 A	Penn St.	73 78							
61 A	North Carolina	62 70	254 N	Ole Miss	58 50							

Non-Div I Games:

Pittsburgh

■ Loss,
 ■ Non-Conf,
 ■ S Site,
 ■ H Home
 ■ A Away
 N Neutral

Average RPI Win:	212	WON-LOST	WINNING	LAST 10	STRENGTH OF	OPP. STRENGTH	TEAM	ADJ.	CONF.	ADJ CONF.
Average RPI Loss:	129	RECORD	PCT. RANK	GAMES	SCHEDULE	OF SCHEDULE	RPI	RPI	RPI	RPI
DIV. I ONLY	8- 7	155	4-6	126	204	130	130	11	11	
DIV. I NON-CONF.	5- 4	140	1-3	197	322	183	183	11	11	
TOTALS	RPI 1-25	RPI 26-50	W-L RECORDS	RPI 51-100	RPI 101-150	RPI 150+				
8- 7	0- 1	0- 0	OVERALL	2- 1	0- 2	6- 3				
3- 4	0- 0	0- 0	HOME	1- 1	0- 2	2- 1				
5- 3	0- 1	0- 0	AWAY	1- 0	0- 0	4- 2				
0- 0	0- 0	0- 0	NEUTRAL	0- 0	0- 0	0- 0				
5- 4	0- 0	0- 0	NON-CONFERENCE	1- 0	0- 2	4- 2				
2- 3	0- 0	0- 0	HOME	1- 0	0- 2	1- 1				
3- 1	0- 0	0- 0	AWAY	0- 0	0- 0	3- 1				
0- 0	0- 0	0- 0	NEUTRAL	0- 0	0- 0	0- 0				
3- 3	0- 1	0- 0	CONFERENCE	1- 1	0- 0	2- 1				
1- 1	0- 0	0- 0	HOME	0- 1	0- 0	1- 0				
2- 2	0- 1	0- 0	AWAY	1- 0	0- 0	1- 1				
0- 0	0- 0	0- 0	NEUTRAL	0- 0	0- 0	0- 0				

RPI 1-25				RPI 26-50				RPI 51-100				RPI 101+ Team's RPI: 130			
RPI	S	Opponent	Score	RPI	S	Opponent	Score	RPI	S	Opponent	Score	RPI	S	Opponent	Score
7	A	Gonzaga	57 62					73	A	BYU	57 48	108	H	Loyola Chicago	64 78
								82	H	Pacific	73 77	118	H	Abilene Christian	69 76
								97	H	Fresno St.	75 64	152	H	Saint Mary's (CA)	78 65
												168	A	San Diego	55 74
												188	H	Portland St.	71 77
												231	A	San Francisco	73 66
												234	A	CSUN	64 73
												244	H	Grand Canyon	73 41
												288	A	Utah St.	70 64
												303	A	Weber St.	78 59
												304	A	Air Force	72 56
LAST 10 Division I															
231	A	San Francisco	73 66	7	A	Gonzaga	57 62	188	H	Portland St.	71 77				
152	H	Saint Mary's (CA)	78 65	82	H	Pacific	73 77	244	H	Grand Canyon	73 41				
73	A	BYU	57 48	108	H	Loyola Chicago	64 78	118	H	Abilene Christian	69 76				
168	A	San Diego	55 74												

Non-Div I Games: Warner Pacific 78 36 Willamette 82 42

Portland

Loss, Non-Conf, S Site, H Home A Away N Neutral

Average RPI Win:	221	WON-LOST	WINNING	LAST 10	STRENGTH OF	OPP. STRENGTH	TEAM	ADJ.	CONF.	ADJ CONF.
Average RPI Loss:	165	RECORD	PCT. RANK	GAMES	SCHEDULE	OF SCHEDULE	RPI	RPI	RPI	RPI
DIV. I ONLY	8- 7	155	6-4	233	213	188	188	21	21	
DIV. I NON-CONF.	5- 4	140	3-1	250	253	168	168	17	17	
TOTALS	RPI 1-25	RPI 26-50	W-L RECORDS	RPI 51-100	RPI 101-150	RPI 150+				
8- 7	0- 0	0- 0	OVERALL	0- 2	2- 1	6- 4				
5- 2	0- 0	0- 0	HOME	0- 1	1- 1	4- 0				
3- 4	0- 0	0- 0	AWAY	0- 1	1- 0	2- 3				
0- 1	0- 0	0- 0	NEUTRAL	0- 0	0- 0	0- 1				
5- 4	0- 0	0- 0	NON-CONFERENCE	0- 2	1- 0	4- 2				
2- 1	0- 0	0- 0	HOME	0- 1	0- 0	2- 0				
3- 2	0- 0	0- 0	AWAY	0- 1	1- 0	2- 1				
0- 1	0- 0	0- 0	NEUTRAL	0- 0	0- 0	0- 1				
3- 3	0- 0	0- 0	CONFERENCE	0- 0	1- 1	2- 2				
3- 1	0- 0	0- 0	HOME	0- 0	1- 1	2- 0				
0- 2	0- 0	0- 0	AWAY	0- 0	0- 0	0- 2				
0- 0	0- 0	0- 0	NEUTRAL	0- 0	0- 0	0- 0				

RPI S	Opponent	Score	RPI S	Opponent	Score	RPI S	Opponent	Score	RPI S	Opponent	Score	Team's RPI: 188
						68	H Tennessee	61 88	112	H Montana St.	62 73	
						100	A Boise St.	57 82	126	H Idaho	74 53	
									130	A Portland	77 71	
									161	A Southern Utah	58 71	
									169	H Montana	78 65	
									197	A Northern Colo.	58 77	
									230	A UC Davis	76 70	
									238	A UMKC	69 87	
									244	H Grand Canyon	69 46	
									281	A UC Irvine	70 61	
									281	N UC Irvine	75 83	
									289	H Eastern Wash.	75 58	
									299	H Nevada	80 75	
LAST 10 Division I												
169	H Montana	78 65	197	A Northern Colo.	58 77							
112	H Montana St.	62 73	68	H Tennessee	61 88							
289	H Eastern Wash.	75 58	130	A Portland	77 71							
126	H Idaho	74 53	244	H Grand Canyon	69 46							
161	A Southern Utah	58 71	281	A UC Irvine	70 61							

Non-Div I Games: Multnomah 104 48

Portland St.

Prairie View

Through Games Of Jan. 16, 2020

Average RPI Win:	0	WON-LOST	WINNING	LAST 10	STRENGTH OF	OPP. STRENGTH	TEAM	ADJ.	CONF.	ADJ CONF.
Average RPI Loss:	145	RECORD	PCT. RANK	GAMES	SCHEDULE	OF SCHEDULE	RPI	RPI	RPI	RPI
DIV. I ONLY	0- 12	347	0-10	103	170	309	309	31	31	
DIV. I NON-CONF.	0- 9	338	0-7	17	133	267	267	29	29	
TOTALS	RPI 1-25	RPI 26-50	W-L RECORDS	RPI 51-100	RPI 101-150	RPI 150+				
0- 12	0- 2	0- 0	OVERALL	0- 2	0- 3	0- 5				
0- 3	0- 0	0- 0	HOME	0- 0	0- 1	0- 2				
0- 7	0- 2	0- 0	AWAY	0- 2	0- 2	0- 1				
0- 2	0- 0	0- 0	NEUTRAL	0- 0	0- 0	0- 2				
0- 9	0- 2	0- 0	NON-CONFERENCE	0- 1	0- 3	0- 3				
0- 1	0- 0	0- 0	HOME	0- 0	0- 1	0- 0				
0- 6	0- 2	0- 0	AWAY	0- 1	0- 2	0- 1				
0- 2	0- 0	0- 0	NEUTRAL	0- 0	0- 0	0- 2				
0- 3	0- 0	0- 0	CONFERENCE	0- 1	0- 0	0- 2				
0- 2	0- 0	0- 0	HOME	0- 0	0- 0	0- 2				
0- 1	0- 0	0- 0	AWAY	0- 1	0- 0	0- 0				
0- 0	0- 0	0- 0	NEUTRAL	0- 0	0- 0	0- 0				

RPI 1-25				RPI 26-50				RPI 51-100				RPI 101+ Team's RPI: 309			
RPI	S	Opponent	Score	RPI	S	Opponent	Score	RPI	S	Opponent	Score	RPI	S	Opponent	Score
20	A	Texas A&M	38 80					51	A	Arizona	48 83	129	A	Wisconsin	42 68
24	A	Oklahoma	48 94					92	A	Texas Southern	65 88	136	A	Rice	55 77
												142	H	Florida	44 51
												182	N	Miami (OH)	52 65
												186	N	A&M-Corpus Christi	52 64
												190	A	Texas Tech	48 82
												263	H	Southern U.	48 68
												328	H	Alcorn	63 68
LAST 10 Division I															
				92	A	Texas Southern	65 88	136	A	Rice	55 77				
				263	H	Southern U.	48 68	142	H	Florida	44 51				
				328	H	Alcorn	63 68	20	A	Texas A&M	38 80				
				129	A	Wisconsin	42 68	51	A	Arizona	48 83				
				190	A	Texas Tech	48 82	186	N	A&M-Corpus Christi	52 64				

Non-Div I Games: Huston-Tillotson 79 60 Wiley 75 42 Tex. A&M-Kingsville85 55

Prairie View

Loss, Non-Conf, S Site, H Home A Away N Neutral

Presbyterian

Through Games Of Jan. 16, 2020

Average RPI Win:	269	WON-LOST	WINNING	LAST 10	STRENGTH OF	OPP. STRENGTH	TEAM	ADJ.	CONF.	ADJ CONF.
Average RPI Loss:	202	RECORD	PCT. RANK	GAMES	SCHEDULE	OF SCHEDULE	RPI	RPI	RPI	RPI
DIV. I ONLY	3- 10	299	2-8	214	338	290	290	27	27	
DIV. I NON-CONF.	2- 5	259	1-3	233	277	269	269	27	27	
TOTALS	RPI 1-25	RPI 26-50	W-L RECORDS	RPI 51-100	RPI 101-150	RPI 150+				
3- 10	0- 0	0- 1	OVERALL	0- 0	0- 2	3- 7				
1- 3	0- 0	0- 0	HOME	0- 0	0- 0	1- 3				
2- 7	0- 0	0- 1	AWAY	0- 0	0- 2	2- 4				
0- 0	0- 0	0- 0	NEUTRAL	0- 0	0- 0	0- 0				
2- 5	0- 0	0- 1	NON-CONFERENCE	0- 0	0- 2	2- 2				
1- 1	0- 0	0- 0	HOME	0- 0	0- 0	1- 1				
1- 4	0- 0	0- 1	AWAY	0- 0	0- 2	1- 1				
0- 0	0- 0	0- 0	NEUTRAL	0- 0	0- 0	0- 0				
1- 5	0- 0	0- 0	CONFERENCE	0- 0	0- 0	1- 5				
0- 2	0- 0	0- 0	HOME	0- 0	0- 0	0- 2				
1- 3	0- 0	0- 0	AWAY	0- 0	0- 0	1- 3				
0- 0	0- 0	0- 0	NEUTRAL	0- 0	0- 0	0- 0				

RPI 1-25			RPI 26-50			RPI 51-100			RPI 101+			Team's RPI: 290
RPI	S	Opponent	Score	RPI	S	Opponent	Score	RPI	S	Opponent	Score	
				32	A	West Virginia	40 56					
								125	A	Illinois	52 71	
								142	A	Florida	46 60	
								173	H	Hampton	42 71	
								221	H	UNCW	60 70	
								225	H	Col. of Charleston	58 54	
								236	A	Gardner-Webb	56 53	
								237	A	UNC Asheville	39 54	
								248	A	Winthrop	54 61	
								264	A	Radford	42 54	
								269	H	Longwood	60 71	
								308	A	Wofford	60 67	
								346	A	South Carolina St.	70 49	
LAST 10 Division I												
236	A	Gardner-Webb	56 53	237	A	UNC Asheville	39 54					
248	A	Winthrop	54 61	221	H	UNCW	60 70					
173	H	Hampton	42 71	125	A	Illinois	52 71					
269	H	Longwood	60 71	308	A	Wofford	60 67					
264	A	Radford	42 54	225	H	Col. of Charleston	58 54					

Non-Div I Games: William Peace 72 35 Brevard 74 45

Presbyterian

Loss, Non-Conf, S Site, H Home A Away N Neutral

Average RPI Win:	167	WON-LOST	WINNING	LAST 10	STRENGTH OF	OPP. STRENGTH	TEAM	ADJ.	CONF.	ADJ CONF.
Average RPI Loss:	8	RECORD	PCT. RANK	GAMES	SCHEDULE	OF SCHEDULE	RPI	RPI	RPI	RPI
DIV. I ONLY	13- 1	10	9-1	94	112	21	21	9	9	
DIV. I NON-CONF.	12- 1	9	8-1	135	83	19	19	9	9	
TOTALS	RPI 1-25	RPI 26-50	W-L RECORDS	RPI 51-100	RPI 101-150	RPI 150+				
13- 1	0- 1	1- 0	OVERALL	4- 0	2- 0	6- 0				
7- 0	0- 0	1- 0	HOME	1- 0	0- 0	5- 0				
6- 1	0- 1	0- 0	AWAY	3- 0	2- 0	1- 0				
0- 0	0- 0	0- 0	NEUTRAL	0- 0	0- 0	0- 0				
12- 1	0- 1	1- 0	NON-CONFERENCE	4- 0	1- 0	6- 0				
7- 0	0- 0	1- 0	HOME	1- 0	0- 0	5- 0				
5- 1	0- 1	0- 0	AWAY	3- 0	1- 0	1- 0				
0- 0	0- 0	0- 0	NEUTRAL	0- 0	0- 0	0- 0				
1- 0	0- 0	0- 0	CONFERENCE	0- 0	1- 0	0- 0				
0- 0	0- 0	0- 0	HOME	0- 0	0- 0	0- 0				
1- 0	0- 0	0- 0	AWAY	0- 0	1- 0	0- 0				
0- 0	0- 0	0- 0	NEUTRAL	0- 0	0- 0	0- 0				

RPI 1-25				RPI 26-50				RPI 51-100				RPI 101+			
RPI	S	Opponent	Score	RPI	S	Opponent	Score	RPI	S	Opponent	Score	RPI	S	Opponent	Score
8	A	Iowa	75 77	38	H	FGCU	67 53	60	A	Seton Hall	78 76	119	A	Penn	75 55
								77	A	Marist	62 50	138	A	George Washington	75 50
								85	H	Rider	80 47	154	A	Missouri	68 33
								99	A	Saint Louis	66 50	206	H	Penn St.	72 55
												278	H	Monmouth	52 40
												291	H	New Hampshire	77 37
												295	H	St. Francis Brooklyn	76 44
												337	H	Hartford	73 42
LAST 10 Division I															
				119	A	Penn	75 55	337	H	Hartford	73 42				
				291	H	New Hampshire	77 37	77	A	Marist	62 50				
				99	A	Saint Louis	66 50	295	H	St. Francis Brooklyn	76 44				
				154	A	Missouri	68 33	278	H	Monmouth	52 40				
				206	H	Penn St.	72 55	8	A	Iowa	75 77				

Non-Div I Games:

Princeton

■ Loss,
 ■ Non-Conf, S Site,
 ■ Home
 ■ Away
 N Neutral

Average RPI Win:	216	WON-LOST	WINNING	LAST 10	STRENGTH OF	OPP. STRENGTH	TEAM	ADJ.	CONF.	ADJ CONF.
Average RPI Loss:	82	RECORD	PCT. RANK	GAMES	SCHEDULE	OF SCHEDULE	RPI	RPI	RPI	RPI
DIV. I ONLY	9- 8	165	3-7	125	101	102	102	6	6	
DIV. I NON-CONF.	9- 3	64	3-2	194	227	67	67	6	6	
TOTALS	RPI 1-25	RPI 26-50	W-L RECORDS	RPI 51-100	RPI 101-150	RPI 150+				
9- 8	0- 2	0- 2	OVERALL	0- 2	3- 0	6- 2				
2- 2	0- 1	0- 1	HOME	0- 0	1- 0	1- 0				
5- 5	0- 1	0- 1	AWAY	0- 1	2- 0	3- 2				
2- 1	0- 0	0- 0	NEUTRAL	0- 1	0- 0	2- 0				
9- 3	0- 0	0- 1	NON-CONFERENCE	0- 1	3- 0	6- 1				
2- 0	0- 0	0- 0	HOME	0- 0	1- 0	1- 0				
5- 2	0- 0	0- 1	AWAY	0- 0	2- 0	3- 1				
2- 1	0- 0	0- 0	NEUTRAL	0- 1	0- 0	2- 0				
0- 5	0- 2	0- 1	CONFERENCE	0- 1	0- 0	0- 1				
0- 2	0- 1	0- 1	HOME	0- 0	0- 0	0- 0				
0- 3	0- 1	0- 0	AWAY	0- 1	0- 0	0- 1				
0- 0	0- 0	0- 0	NEUTRAL	0- 0	0- 0	0- 0				

RPI S Opponent	Score	RPI S Opponent	Score	RPI S Opponent	Score	RPI S Opponent	Score	Team's RPI: 102
10 H DePaul	67 80	31 H Marquette	50 60	65 N Ball St.	51 52	103 H Boston College	76 60	
18 A Creighton	63 72	50 A Yale	79 82	75 A Villanova	49 51	117 A Massachusetts	72 63	
						134 A Utah	67 60	
						166 N Rhode Island	58 51	
						170 A New Mexico	68 86	
						224 H UMass Lowell	63 38	
						235 A Georgetown	53 62	
						271 N LMU (CA)	48 45	
						278 A Monmouth	68 52	
						315 A Bryant	76 32	
						337 A Hartford	75 57	
LAST 10 Division I								
18 A Creighton	63 72	271 N LMU (CA)	48 45					
31 H Marquette	50 60	65 N Ball St.	51 52					
10 H DePaul	67 80	170 A New Mexico	68 86					
235 A Georgetown	53 62	134 A Utah	67 60					
75 A Villanova	49 51	166 N Rhode Island	58 51					

Non-Div I Games:

Providence

Average RPI Win:	137	WON-LOST	WINNING	LAST 10	STRENGTH OF	OPP. STRENGTH	TEAM	ADJ.	CONF.	ADJ CONF.
Average RPI Loss:	16	RECORD	PCT. RANK	GAMES	SCHEDULE	OF SCHEDULE	RPI	RPI	RPI	RPI
DIV. I ONLY	12- 6	79	6-4	15	5	25	25	2	2	
DIV. I NON-CONF.	9- 3	64	3-1	57	12	25	25	2	2	
<hr/>										
TOTALS	RPI 1-25	RPI 26-50	W-L RECORDS	RPI 51-100	RPI 101-150	RPI 150+				
12- 6	1- 4	3- 2	OVERALL	0- 0	3- 0	5- 0				
8- 1	0- 0	1- 1	HOME	0- 0	3- 0	4- 0				
2- 4	0- 3	1- 1	AWAY	0- 0	0- 0	1- 0				
2- 1	1- 1	1- 0	NEUTRAL	0- 0	0- 0	0- 0				
9- 3	1- 2	2- 1	NON-CONFERENCE	0- 0	1- 0	5- 0				
6- 0	0- 0	1- 0	HOME	0- 0	1- 0	4- 0				
1- 2	0- 1	0- 1	AWAY	0- 0	0- 0	1- 0				
2- 1	1- 1	1- 0	NEUTRAL	0- 0	0- 0	0- 0				
3- 3	0- 2	1- 1	CONFERENCE	0- 0	2- 0	0- 0				
2- 1	0- 0	0- 1	HOME	0- 0	2- 0	0- 0				
1- 2	0- 2	1- 0	AWAY	0- 0	0- 0	0- 0				
0- 0	0- 0	0- 0	NEUTRAL	0- 0	0- 0	0- 0				

RPI 1-25				RPI 26-50				RPI 51-100				RPI 101+			
RPI	S	Opponent	Score	RPI	S	Opponent	Score	RPI	S	Opponent	Score	RPI	S	Opponent	Score
2	A	South Carolina	49 85	26	H	Rutgers	53 59					116	H	Kent St.	77 64
7	N	Gonzaga	50 63	34	N	Arizona St.	59 52					125	H	Illinois	81 67
12	A	Indiana	48 66	35	A	Ohio St.	66 50					129	H	Wisconsin	72 61
13	A	Northwestern	56 61	36	A	Virginia Tech	54 67					199	H	Bowling Green	81 74
23	N	Drake	67 47	45	H	Western Ky.	67 50					213	A	Chattanooga	66 34
<hr/>															
LAST 10 Division I															
125	H	Illinois	81 67	35	A	Ohio St.	66 50								
13	A	Northwestern	56 61	199	H	Bowling Green	81 74								
12	A	Indiana	48 66	45	H	Western Ky.	67 50								
26	H	Rutgers	53 59	2	A	South Carolina	49 85								
129	H	Wisconsin	72 61	116	H	Kent St.	77 64								

Non-Div I Games:

Purdue

■ Loss,
 ■ Non-Conf,
 ■ S Site,
 ■ H Home
 ■ A Away
 N Neutral

Average RPI Win:	330	WON-LOST	WINNING	LAST 10	STRENGTH OF	OPP. STRENGTH	TEAM	ADJ.	CONF.	ADJ CONF.
Average RPI Loss:	169	RECORD	PCT. RANK	GAMES	SCHEDULE	OF SCHEDULE	RPI	RPI	RPI	RPI
DIV. I ONLY	2- 14	331	1-9	195	304	324	324	18	18	
DIV. I NON-CONF.	2- 9	304	1-4	267	315	331	331	19	19	
TOTALS	RPI 1-25	RPI 26-50	W-L RECORDS	RPI 51-100	RPI 101-150	RPI 150+				
2- 14	0- 0	0- 1	OVERALL	0- 2	0- 2	2- 9				
2- 5	0- 0	0- 1	HOME	0- 2	0- 0	2- 2				
0- 6	0- 0	0- 0	AWAY	0- 0	0- 1	0- 5				
0- 3	0- 0	0- 0	NEUTRAL	0- 0	0- 1	0- 2				
2- 9	0- 0	0- 0	NON-CONFERENCE	0- 1	0- 2	2- 6				
2- 2	0- 0	0- 0	HOME	0- 1	0- 0	2- 1				
0- 4	0- 0	0- 0	AWAY	0- 0	0- 1	0- 3				
0- 3	0- 0	0- 0	NEUTRAL	0- 0	0- 1	0- 2				
0- 5	0- 0	0- 1	CONFERENCE	0- 1	0- 0	0- 3				
0- 3	0- 0	0- 1	HOME	0- 1	0- 0	0- 1				
0- 2	0- 0	0- 0	AWAY	0- 0	0- 0	0- 2				
0- 0	0- 0	0- 0	NEUTRAL	0- 0	0- 0	0- 0				

RPI S	Opponent	Score	RPI S	Opponent	Score	RPI S	Opponent	Score	RPI S	Opponent	Score	Team's RPI: 324
49	H South Dakota	41 62	65	H Ball St.	52 83	116	N Kent St.	67 75	143	A Butler	58 85	
			76	H South Dakota St.	69 100	157	A North Dakota	85 91	165	H Southeast Mo. St.	48 58	
						177	A Akron	53 64	178	A Eastern Mich.	40 64	
						190	N Texas Tech	48 82	228	H Oral Roberts	73 79	
						229	A Western Ill.	68 79	278	N Monmouth	46 60	
						313	A SIUE	53 57	326	H Evansville	67 64	
						334	H UIC	61 50				
LAST 10 Division I												
228	H Oral Roberts	73 79	143	A Butler	58 85							
76	H South Dakota St.	69 100	326	H Evansville	67 64							
229	A Western Ill.	68 79	178	A Eastern Mich.	40 64							
157	A North Dakota	85 91	313	A SIUE	53 57							
49	H South Dakota	41 62	278	N Monmouth	46 60							

Non-Div I Games: Heidelberg 82 55 Purdue Northwest 73 50

Purdue Fort Wayne

Loss, Non-Conf, S Site, H Home A Away N Neutral

Quinnipiac

Through Games Of Jan. 16, 2020

Average RPI Win:	229	WON-LOST	WINNING	LAST 10	STRENGTH OF	OPP. STRENGTH	TEAM	ADJ.	CONF.	ADJ CONF.
Average RPI Loss:	97	RECORD	PCT. RANK	GAMES	SCHEDULE	OF SCHEDULE	RPI	RPI	RPI	RPI
DIV. I ONLY	6- 8	212	5-5	149	142	200	200	24	24	
DIV. I NON-CONF.	3- 6	235	2-3	69	79	184	184	25	25	
TOTALS	RPI 1-25	RPI 26-50	W-L RECORDS	RPI 51-100	RPI 101-150	RPI 150+				
6- 8	0- 1	0- 1	OVERALL	1- 3	0- 2	5- 1				
4- 4	0- 0	0- 0	HOME	1- 1	0- 2	3- 1				
2- 4	0- 1	0- 1	AWAY	0- 2	0- 0	2- 0				
0- 0	0- 0	0- 0	NEUTRAL	0- 0	0- 0	0- 0				
3- 6	0- 1	0- 1	NON-CONFERENCE	1- 2	0- 2	2- 0				
2- 3	0- 0	0- 0	HOME	1- 1	0- 2	1- 0				
1- 3	0- 1	0- 1	AWAY	0- 1	0- 0	1- 0				
0- 0	0- 0	0- 0	NEUTRAL	0- 0	0- 0	0- 0				
3- 2	0- 0	0- 0	CONFERENCE	0- 1	0- 0	3- 1				
2- 1	0- 0	0- 0	HOME	0- 0	0- 0	2- 1				
1- 1	0- 0	0- 0	AWAY	0- 1	0- 0	1- 0				
0- 0	0- 0	0- 0	NEUTRAL	0- 0	0- 0	0- 0				

RPI 1-25				RPI 26-50				RPI 51-100				RPI 101+ Team's RPI: 200			
RPI	S	Opponent	Score	RPI	S	Opponent	Score	RPI	S	Opponent	Score	RPI	S	Opponent	Score
22	A	Maryland	52 107	50	A	Yale	59 63	64	H	Bucknell	76 69	138	H	George Washington	67 78
								67	A	UCF	58 80	145	H	Harvard	68 77
								78	H	Drexel	62 66	166	H	Rhode Island	75 63
								85	A	Rider	59 75	192	H	Iona	71 75
												215	H	Manhattan	70 58
												278	H	Monmouth	60 53
												316	A	Siena	66 52
												337	A	Hartford	87 50
LAST 10 Division I															
				278	H	Monmouth	60 53	337	A	Hartford	87 50				
				215	H	Manhattan	70 58	166	H	Rhode Island	75 63				
				85	A	Rider	59 75	67	A	UCF	58 80				
				316	A	Siena	66 52	138	H	George Washington	67 78				
				192	H	Iona	71 75	145	H	Harvard	68 77				

Non-Div I Games:

Quinnipiac

Loss, Non-Conf, S Site, H Home A Away N Neutral

Average RPI Win:	291	WON-LOST	WINNING	LAST 10	STRENGTH OF	OPP. STRENGTH	TEAM	ADJ.	CONF.	ADJ CONF.
Average RPI Loss:	154	RECORD	PCT. RANK	GAMES	SCHEDULE	OF SCHEDULE	RPI	RPI	RPI	RPI
DIV. I ONLY	5- 10	253	3-7	271	211	264	264	27	27	
DIV. I NON-CONF.	2- 7	288	0-4	228	75	250	250	27	27	
TOTALS	RPI 1-25	RPI 26-50	W-L RECORDS	RPI 51-100	RPI 101-150	RPI 150+				
5- 10	0- 0	0- 2	OVERALL	0- 2	0- 0	5- 6				
2- 3	0- 0	0- 0	HOME	0- 0	0- 0	2- 3				
3- 7	0- 0	0- 2	AWAY	0- 2	0- 0	3- 3				
0- 0	0- 0	0- 0	NEUTRAL	0- 0	0- 0	0- 0				
2- 7	0- 0	0- 2	NON-CONFERENCE	0- 2	0- 0	2- 3				
0- 2	0- 0	0- 0	HOME	0- 0	0- 0	0- 2				
2- 5	0- 0	0- 2	AWAY	0- 2	0- 0	2- 1				
0- 0	0- 0	0- 0	NEUTRAL	0- 0	0- 0	0- 0				
3- 3	0- 0	0- 0	CONFERENCE	0- 0	0- 0	3- 3				
2- 1	0- 0	0- 0	HOME	0- 0	0- 0	2- 1				
1- 2	0- 0	0- 0	AWAY	0- 0	0- 0	1- 2				
0- 0	0- 0	0- 0	NEUTRAL	0- 0	0- 0	0- 0				

RPI 1-25				RPI 26-50				RPI 51-100				RPI 101+				Team's RPI: 264	
RPI	S	Opponent	Score	RPI	S	Opponent	Score	RPI	S	Opponent	Score	RPI	S	Opponent	Score		
				32	A	West Virginia	37 74	56	A	Vanderbilt	46 80	173	A	Hampton	48 51		
				35	A	Ohio St.	57 70	70	A	Alabama	51 85	195	H	American	55 59		
												208	H	Mt. St. Mary's	58 75		
												210	A	ETSU	67 43		
												237	H	UNC Asheville	50 63		
												267	A	High Point	58 68		
												268	A	Morehead St.	62 73		
												269	A	Longwood	62 61		
												290	H	Presbyterian	54 42		
												339	H	Charleston So.	72 35		
												346	A	South Carolina St.	60 45		
LAST 10 Division I																	
				269	A	Longwood	62 61	290	H	Presbyterian	54 42						
				237	H	UNC Asheville	50 63	70	A	Alabama	51 85						
				173	A	Hampton	48 51	195	H	American	55 59						
				267	A	High Point	58 68	35	A	Ohio St.	57 70						
				339	H	Charleston So.	72 35	268	A	Morehead St.	62 73						

Non-Div I Games:

Radford

■ Loss,
■ Non-Conf,
■ S Site,
■ H Home
■ A Away
N Neutral

Rhode Island

Through Games Of Jan. 16, 2020

Average RPI Win:	225	WON-LOST	WINNING	LAST 10	STRENGTH OF	OPP. STRENGTH	TEAM	ADJ.	CONF.	ADJ CONF.
Average RPI Loss:	134	RECORD	PCT. RANK	GAMES	SCHEDULE	OF SCHEDULE	RPI	RPI	RPI	RPI
DIV. I ONLY	9- 7	144	5-5	208	244	166	166	12	12	
DIV. I NON-CONF.	7- 5	130	3-3	232	321	161	161	12	12	
TOTALS	RPI 1-25	RPI 26-50	W-L RECORDS	RPI 51-100	RPI 101-150	RPI 150+				
9- 7	0- 0	0- 0	OVERALL	0- 1	2- 4	7- 2				
6- 1	0- 0	0- 0	HOME	0- 0	2- 1	4- 0				
2- 5	0- 0	0- 0	AWAY	0- 1	0- 2	2- 2				
1- 1	0- 0	0- 0	NEUTRAL	0- 0	0- 1	1- 0				
7- 5	0- 0	0- 0	NON-CONFERENCE	0- 0	1- 3	6- 2				
5- 0	0- 0	0- 0	HOME	0- 0	1- 0	4- 0				
1- 4	0- 0	0- 0	AWAY	0- 0	0- 2	1- 2				
1- 1	0- 0	0- 0	NEUTRAL	0- 0	0- 1	1- 0				
2- 2	0- 0	0- 0	CONFERENCE	0- 1	1- 1	1- 0				
1- 1	0- 0	0- 0	HOME	0- 0	1- 1	0- 0				
1- 1	0- 0	0- 0	AWAY	0- 1	0- 0	1- 0				
0- 0	0- 0	0- 0	NEUTRAL	0- 0	0- 0	0- 0				

RPI 1-25			RPI 26-50			RPI 51-100			RPI 101+ Team's RPI: 166		
RPI	S	Opponent	Score	RPI	S	Opponent	Score	RPI	S	Opponent	Score
						93 A Davidson	67 79	102 N Providence		51 58	
								103 A Boston College		55 66	
								122 H Richmond		76 70	
								135 H VCU		54 75	
								139 H Holy Cross		73 58	
								145 A Harvard		58 61	
								156 H Robert Morris		71 59	
								157 A North Dakota		61 67	
								167 A Saint Joseph's		49 47	
								200 A Quinnipiac		63 75	
								242 N Brown		89 44	
								252 H Vermont		77 74	
								262 H Fairfield		74 41	
								337 A Hartford		68 56	
								347 H LIU Brooklyn		79 56	
LAST 10 Division I											
167 A Saint Joseph's		49 47	200 A Quinnipiac		63 75	93 A Davidson		67 79	156 H Robert Morris		71 59
122 H Richmond		76 70	102 N Providence		51 58	135 H VCU		54 75	242 N Brown		89 44
145 A Harvard		58 61	139 H Holy Cross		73 58						

Non-Div I Games:

Rhode Island

■ Loss,
 ■ Non-Conf,
 ■ S Site,
 ■ H Home
 ■ A Away
 N Neutral

Average RPI Win:	240	WON-LOST	WINNING	LAST 10	STRENGTH OF	OPP. STRENGTH	TEAM	ADJ.	CONF.	ADJ CONF.
Average RPI Loss:	70	RECORD	PCT. RANK	GAMES	SCHEDULE	OF SCHEDULE	RPI	RPI	RPI	RPI
DIV. I ONLY	10- 6	101	7-3	218	105	136	136	13	13	
DIV. I NON-CONF.	5- 6	187	2-3	241	34	210	210	14	14	
TOTALS	RPI 1-25	RPI 26-50	W-L RECORDS	RPI 51-100	RPI 101-150	RPI 150+				
10- 6	0- 1	1- 3	OVERALL	0- 1	0- 0	9- 1				
7- 1	0- 1	1- 0	HOME	0- 0	0- 0	6- 0				
3- 3	0- 0	0- 1	AWAY	0- 1	0- 0	3- 1				
0- 2	0- 0	0- 2	NEUTRAL	0- 0	0- 0	0- 0				
5- 6	0- 1	0- 3	NON-CONFERENCE	0- 1	0- 0	5- 1				
4- 1	0- 1	0- 0	HOME	0- 0	0- 0	4- 0				
1- 3	0- 0	0- 1	AWAY	0- 1	0- 0	1- 1				
0- 2	0- 0	0- 2	NEUTRAL	0- 0	0- 0	0- 0				
5- 0	0- 0	1- 0	CONFERENCE	0- 0	0- 0	4- 0				
3- 0	0- 0	1- 0	HOME	0- 0	0- 0	2- 0				
2- 0	0- 0	0- 0	AWAY	0- 0	0- 0	2- 0				
0- 0	0- 0	0- 0	NEUTRAL	0- 0	0- 0	0- 0				

RPI 1-25				RPI 26-50				RPI 51-100				RPI 101+ Team's RPI: 136			
RPI	S	Opponent	Score	RPI	S	Opponent	Score	RPI	S	Opponent	Score	RPI	S	Opponent	Score
20	H	Texas A&M	61 62	27	N	Georgia Tech	52 54	92	A	Texas Southern	56 63	189	A	Fla. Atlantic	78 69
				36	N	Virginia Tech	45 54					203	A	SMU	43 55
				40	A	Oklahoma St.	38 69					207	H	Little Rock	66 40
				45	H	Western Ky.	73 65					214	H	Northern Ariz.	71 57
												239	H	Louisiana Tech	60 47
												276	H	Marshall	81 43
												296	H	Nicholls St.	71 47
												309	H	Prairie View	77 55
												312	A	FIU	68 47
												317	A	McNeese	81 50
LAST 10 Division I															
239	H	Louisiana Tech	60 47	27	N	Georgia Tech	52 54								
312	A	FIU	68 47	36	N	Virginia Tech	45 54								
189	A	Fla. Atlantic	78 69	309	H	Prairie View	77 55								
45	H	Western Ky.	73 65	92	A	Texas Southern	56 63								
276	H	Marshall	81 43	214	H	Northern Ariz.	71 57								

Non-Div I Games:

Rice

■ Loss,
 ■ Non-Conf,
 ■ S Site,
 ■ H Home
 ■ A Away
 N Neutral

Average RPI Win: 176	WON-LOST	WINNING	LAST 10	STRENGTH OF	OPP. STRENGTH	TEAM	ADJ.	CONF.	ADJ CONF.
Average RPI Loss: 121	RECORD	PCT. RANK	GAMES	SCHEDULE	OF SCHEDULE	RPI	RPI	RPI	RPI
DIV. I ONLY	7- 10	218	2-8	45	227	122	122	12	12
DIV. I NON-CONF.	7- 7	164	2-5	28	265	80	80	12	12
TOTALS	RPI 1-25	RPI 26-50	W-L RECORDS	RPI 51-100	RPI 101-150	RPI 150+			
7- 10	0- 0	0- 2	OVERALL	0- 2	3- 2	4- 4			
3- 2	0- 0	0- 0	HOME	0- 1	1- 1	2- 0			
4- 5	0- 0	0- 2	AWAY	0- 1	2- 0	2- 2			
0- 3	0- 0	0- 0	NEUTRAL	0- 0	0- 1	0- 2			
7- 7	0- 0	0- 2	NON-CONFERENCE	0- 1	3- 2	4- 2			
3- 1	0- 0	0- 0	HOME	0- 0	1- 1	2- 0			
4- 3	0- 0	0- 2	AWAY	0- 1	2- 0	2- 0			
0- 3	0- 0	0- 0	NEUTRAL	0- 0	0- 1	0- 2			
0- 3	0- 0	0- 0	CONFERENCE	0- 1	0- 0	0- 2			
0- 1	0- 0	0- 0	HOME	0- 1	0- 0	0- 0			
0- 2	0- 0	0- 0	AWAY	0- 0	0- 0	0- 2			
0- 0	0- 0	0- 0	NEUTRAL	0- 0	0- 0	0- 0			

RPI 1-25				RPI 26-50				RPI 51-100				RPI 101+ Team's RPI: 122			
RPI	S	Opponent	Score	RPI	S	Opponent	Score	RPI	S	Opponent	Score	RPI	S	Opponent	Score
				37	A	Old Dominion	51 73	78	A	Drexel	52 58	101	A	UNC Greensboro	70 62
				48	A	Charlotte	59 78	98	H	Dayton	51 65	104	A	Coastal Caro.	79 67
												115	N	Bradley	57 61
												120	H	Furman	69 70
												144	H	William & Mary	76 73
												160	H	Norfolk St.	77 69
												166	A	Rhode Island	70 76
												167	A	Saint Joseph's	56 67
												173	N	Hampton	65 69
												189	H	Fla. Atlantic	57 55
												208	N	Mt. St. Mary's	67 75
												235	A	Georgetown	51 49
												301	A	UMES	64 52
LAST 10 Division I															
				98	H	Dayton	51 65	208	N	Mt. St. Mary's	67 75				
				166	A	Rhode Island	70 76	37	A	Old Dominion	51 73				
				167	A	Saint Joseph's	56 67	120	H	Furman	69 70				
				160	H	Norfolk St.	77 69	301	A	UMES	64 52				
				173	N	Hampton	65 69	115	N	Bradley	57 61				

Non-Div I Games:

Richmond

■ Loss,
 ■ Non-Conf,
 ■ S Site,
 ■ H Home
 ■ A Away
 N Neutral

Average RPI Win:	215	WON-LOST	WINNING	LAST 10	STRENGTH OF	OPP. STRENGTH	TEAM	ADJ.	CONF.	ADJ CONF.
Average RPI Loss:	59	RECORD	PCT. RANK	GAMES	SCHEDULE	OF SCHEDULE	RPI	RPI	RPI	RPI
DIV. I ONLY	11- 2	23	9-1	316	47	85	85	24	24	
DIV. I NON-CONF.	7- 2	56	5-1	333	21	129	129	25	25	
TOTALS	RPI 1-25	RPI 26-50	W-L RECORDS	RPI 51-100	RPI 101-150	RPI 150+				
11- 2	0- 1	0- 0	OVERALL	1- 1	0- 0	10- 0				
5- 0	0- 0	0- 0	HOME	0- 0	0- 0	5- 0				
5- 1	0- 1	0- 0	AWAY	1- 0	0- 0	4- 0				
1- 1	0- 0	0- 0	NEUTRAL	0- 1	0- 0	1- 0				
7- 2	0- 1	0- 0	NON-CONFERENCE	0- 1	0- 0	7- 0				
3- 0	0- 0	0- 0	HOME	0- 0	0- 0	3- 0				
3- 1	0- 1	0- 0	AWAY	0- 0	0- 0	3- 0				
1- 1	0- 0	0- 0	NEUTRAL	0- 1	0- 0	1- 0				
4- 0	0- 0	0- 0	CONFERENCE	1- 0	0- 0	3- 0				
2- 0	0- 0	0- 0	HOME	0- 0	0- 0	2- 0				
2- 0	0- 0	0- 0	AWAY	1- 0	0- 0	1- 0				
0- 0	0- 0	0- 0	NEUTRAL	0- 0	0- 0	0- 0				

RPI 1-25				RPI 26-50				RPI 51-100 Team's RPI: 85				RPI 101+			
RPI	S	Opponent	Score	RPI	S	Opponent	Score	RPI	S	Opponent	Score	RPI	S	Opponent	Score
21	A	Princeton	47 80					77	A	Marist	76 72	192	A	Iona	81 37
								96	N	North Florida	70 80	198	H	La Salle	70 43
												200	H	Quinnipiac	75 59
												206	A	Penn St.	78 70
												227	H	Niagara	79 75
												232	H	Xavier	64 57
												235	A	Georgetown	65 64
												257	A	Delaware St.	71 69
												259	N	Lipscomb	81 76
												284	H	Wagner	77 63
LAST 10 Division I															
				77	A	Marist	76 72	284	H	Wagner	77 63				
				200	H	Quinnipiac	75 59	235	A	Georgetown	65 64				
				192	A	Iona	81 37	198	H	La Salle	70 43				
				227	H	Niagara	79 75	96	N	North Florida	70 80				
				257	A	Delaware St.	71 69	259	N	Lipscomb	81 76				

Non-Div I Games:

Rider

Average RPI Win:	233	WON-LOST	WINNING	LAST 10	STRENGTH OF	OPP. STRENGTH	TEAM	ADJ.	CONF.	ADJ CONF.
Average RPI Loss:	129	RECORD	PCT. RANK	GAMES	SCHEDULE	OF SCHEDULE	RPI	RPI	RPI	RPI
DIV. I ONLY	8- 6	136	6-4	237	168	156	156	29	29	
DIV. I NON-CONF.	4- 6	212	2-4	137	147	169	169	30	30	
TOTALS	RPI 1-25	RPI 26-50	W-L RECORDS	RPI 51-100	RPI 101-150	RPI 150+				
8- 6	0- 0	0- 2	OVERALL	0- 0	0- 1	8- 3				
4- 2	0- 0	0- 0	HOME	0- 0	0- 0	4- 2				
4- 4	0- 0	0- 2	AWAY	0- 0	0- 1	4- 1				
0- 0	0- 0	0- 0	NEUTRAL	0- 0	0- 0	0- 0				
4- 6	0- 0	0- 2	NON-CONFERENCE	0- 0	0- 1	4- 3				
2- 2	0- 0	0- 0	HOME	0- 0	0- 0	2- 2				
2- 4	0- 0	0- 2	AWAY	0- 0	0- 1	2- 1				
0- 0	0- 0	0- 0	NEUTRAL	0- 0	0- 0	0- 0				
4- 0	0- 0	0- 0	CONFERENCE	0- 0	0- 0	4- 0				
2- 0	0- 0	0- 0	HOME	0- 0	0- 0	2- 0				
2- 0	0- 0	0- 0	AWAY	0- 0	0- 0	2- 0				
0- 0	0- 0	0- 0	NEUTRAL	0- 0	0- 0	0- 0				

RPI 1-25			RPI 26-50			RPI 51-100			RPI 101+			Team's RPI: 156
RPI	S	Opponent	Score	RPI	S	Opponent	Score	RPI	S	Opponent	Score	
				30	A	TCU	61 66					
				43	A	James Madison	32 59					
LAST 10 Division I												
295	H	St. Francis Brooklyn	69 44	160	A	Norfolk St.	69 62	116	A	Kent St.	81 82	
284	H	Wagner	51 47	166	A	Rhode Island	59 71	160	A	Norfolk St.	69 62	
179	A	Merrimack	68 62	246	H	Delaware	62 73	166	A	Rhode Island	59 71	
342	A	Central Conn. St.	86 56	232	H	Xavier	71 57	171	H	Columbia	59 61	
43	A	James Madison	32 59	116	A	Kent St.	81 82	173	H	Youngstown St.	58 43	
								179	A	Merrimack	68 62	
								198	A	La Salle	71 68	
								246	H	Delaware	62 73	
								284	H	Wagner	51 47	
								295	H	St. Francis Brooklyn	69 44	
								342	A	Central Conn. St.	86 56	

Non-Div I Games: Pitt.-Johnstown 63 30

Robert Morris

■ Loss,
 ■ Non-Conf,
 ■ S Site,
 ■ H Home
 ■ A Away
 N Neutral

Rutgers

Through Games Of Jan. 16, 2020

Average RPI Win:	158	WON-LOST	WINNING	LAST 10	STRENGTH OF	OPP. STRENGTH	TEAM	ADJ.	CONF.	ADJ CONF.
Average RPI Loss:	23	RECORD	PCT. RANK	GAMES	SCHEDULE	OF SCHEDULE	RPI	RPI	RPI	RPI
DIV. I ONLY	15- 2	12	9-1	109	48	26	26	2	2	
DIV. I NON-CONF.	10- 1	19	4-0	223	76	39	39	2	2	
TOTALS	RPI 1-25	RPI 26-50	W-L RECORDS	RPI 51-100	RPI 101-150	RPI 150+				
15- 2	1- 1	2- 1	OVERALL	2- 0	3- 0	7- 0				
8- 1	0- 1	1- 0	HOME	1- 0	1- 0	5- 0				
5- 1	1- 0	0- 1	AWAY	0- 0	2- 0	2- 0				
2- 0	0- 0	1- 0	NEUTRAL	1- 0	0- 0	0- 0				
10- 1	0- 0	2- 1	NON-CONFERENCE	1- 0	1- 0	6- 0				
7- 0	0- 0	1- 0	HOME	0- 0	1- 0	5- 0				
1- 1	0- 0	0- 1	AWAY	0- 0	0- 0	1- 0				
2- 0	0- 0	1- 0	NEUTRAL	1- 0	0- 0	0- 0				
5- 1	1- 1	0- 0	CONFERENCE	1- 0	2- 0	1- 0				
1- 1	0- 1	0- 0	HOME	1- 0	0- 0	0- 0				
4- 0	1- 0	0- 0	AWAY	0- 0	2- 0	1- 0				
0- 0	0- 0	0- 0	NEUTRAL	0- 0	0- 0	0- 0				

RPI 1-25				RPI 26-50				Team's RPI: 26				RPI 51-100				RPI 101+			
RPI	S	Opponent	Score	RPI	S	Opponent	Score	RPI	S	Opponent	Score	RPI	S	Opponent	Score	RPI	S	Opponent	Score
12	H	Indiana	56 66	27	N	Georgia Tech	46 43	56	N	Vanderbilt	62 56	125	A	Illinois	75 51				
25	A	Purdue	59 53	29	H	Virginia	73 63	58	H	Nebraska	69 65	129	A	Wisconsin	64 61				
				33	A	LSU	58 64					145	H	Harvard	74 46				
												204	H	Towson	67 53				
												206	A	Penn St.	62 57				
												227	H	Niagara	87 37				
												255	A	South Alabama	77 56				
												263	H	Southern U.	78 58				
												276	H	Marshall	66 41				
												343	H	Coppin St.	107 33				
LAST 10 Division I																			
206	A	Penn St.	62 57	129	A	Wisconsin	64 61												
58	H	Nebraska	69 65	276	H	Marshall	66 41												
125	A	Illinois	75 51	263	H	Southern U.	78 58												
25	A	Purdue	59 53	204	H	Towson	67 53												
12	H	Indiana	56 66	29	H	Virginia	73 63												

Non-Div I Games:

Rutgers

■ Loss,
 ■ Non-Conf, S Site,
 ■ Home
 ■ Away
 N Neutral

SFA				STRENGTH OF SCHEDULE	OPP. STRENGTH OF SCHEDULE	TEAM RPI	ADJ. RPI	CONF. RPI	ADJ CONF. RPI
Average RPI Win:	269	WON-LOST RECORD	WINNING PCT. RANK						
Average RPI Loss:	68		LAST 10 GAMES						
DIV. I ONLY	9- 3	51	7-3	323	176	147	147	25	25
DIV. I NON-CONF.	4- 2	90	2-2	263	168	133	133	23	23
TOTALS	RPI 1-25	RPI 26-50	W-L RECORDS	RPI 51-100	RPI 101-150	RPI 150+			
9- 3	0- 1	0- 0	OVERALL	0- 1	0- 1	9- 0			
4- 1	0- 0	0- 0	HOME	0- 1	0- 0	4- 0			
4- 2	0- 1	0- 0	AWAY	0- 0	0- 1	4- 0			
1- 0	0- 0	0- 0	NEUTRAL	0- 0	0- 0	1- 0			
4- 2	0- 1	0- 0	NON-CONFERENCE	0- 1	0- 0	4- 0			
1- 1	0- 0	0- 0	HOME	0- 1	0- 0	1- 0			
2- 1	0- 1	0- 0	AWAY	0- 0	0- 0	2- 0			
1- 0	0- 0	0- 0	NEUTRAL	0- 0	0- 0	1- 0			
5- 1	0- 0	0- 0	CONFERENCE	0- 0	0- 1	5- 0			
3- 0	0- 0	0- 0	HOME	0- 0	0- 0	3- 0			
2- 1	0- 0	0- 0	AWAY	0- 0	0- 1	2- 0			
0- 0	0- 0	0- 0	NEUTRAL	0- 0	0- 0	0- 0			

RPI 1-25				RPI 26-50				RPI 51-100				RPI 101+ Team's RPI: 147			
RPI	S	Opponent	Score	RPI	S	Opponent	Score	RPI	S	Opponent	Score	RPI	S	Opponent	Score
24	A	Oklahoma	62 75					67	H	UCF	57 63	113	A	New Orleans	50 53
												186	A	A&M-Corpus Christi	66 44
												216	A	Tulsa	67 63
												240	H	Central Ark.	102 41
												261	H	Southeastern La.	77 51
												270	N	UC Santa Barbara	67 56
												299	A	Nevada	80 65
												300	A	Houston Baptist	59 42
												317	H	McNeese	82 51
												328	H	Alcorn	67 62
LAST 10 Division I															
240	H	Central Ark.	102 41	300	A	Houston Baptist	59 42								
186	A	A&M-Corpus Christi	66 44	299	A	Nevada	80 65								
113	A	New Orleans	50 53	270	N	UC Santa Barbara	67 56								
261	H	Southeastern La.	77 51	24	A	Oklahoma	62 75								
317	H	McNeese	82 51	67	H	UCF	57 63								

Non-Div I Games: LSU-Shreveport 75 32 Our Lady of the Lak87 75 Cent. Christian (KS104 46

SFA

Loss, Non-Conf, S Site, H Home A Away N Neutral

SIUE				STRENGTH OF SCHEDULE	OPP. STRENGTH OF SCHEDULE	TEAM RPI	ADJ. RPI	CONF. RPI	ADJ CONF. RPI
Average RPI Win:	327	WON-LOST RECORD	WINNING PCT. RANK						
Average RPI Loss:	156		LAST 10 GAMES						
DIV. I ONLY	3- 12	308	2-8	265	212	313	313	20	20
DIV. I NON-CONF.	2- 8	295	1-4	216	206	313	313	21	21

TOTALS	RPI 1-25	RPI 26-50	W-L RECORDS	RPI 51-100	RPI 101-150	RPI 150+			
3- 12	0- 0	0- 0	OVERALL	0- 5	0- 1	3- 6			
2- 4	0- 0	0- 0	HOME	0- 2	0- 1	2- 1			
1- 7	0- 0	0- 0	AWAY	0- 3	0- 0	1- 4			
0- 1	0- 0	0- 0	NEUTRAL	0- 0	0- 0	0- 1			
2- 8	0- 0	0- 0	NON-CONFERENCE	0- 4	0- 1	2- 3			
2- 3	0- 0	0- 0	HOME	0- 2	0- 1	2- 0			
0- 4	0- 0	0- 0	AWAY	0- 2	0- 0	0- 2			
0- 1	0- 0	0- 0	NEUTRAL	0- 0	0- 0	0- 1			
1- 4	0- 0	0- 0	CONFERENCE	0- 1	0- 0	1- 3			
0- 1	0- 0	0- 0	HOME	0- 0	0- 0	0- 1			
1- 3	0- 0	0- 0	AWAY	0- 1	0- 0	1- 2			
0- 0	0- 0	0- 0	NEUTRAL	0- 0	0- 0	0- 0			

RPI 1-25			RPI 26-50			RPI 51-100			RPI 101+ Team's RPI: 313		
RPI	S	Opponent	Score	RPI	S	Opponent	Score	RPI	S	Opponent	Score
						58 A Nebraska	49 63	108 H Loyola Chicago		50 63	
						83 A Belmont	48 69	154 A Missouri		51 68	
						89 A Illinois St.	53 74	159 H Tennessee Tech		50 65	
						91 H Southern Ill.	67 103	176 N North Ala.		67 85	
						99 H Saint Louis	35 68	260 A Eastern Ky.		46 49	
								268 A Morehead St.		69 75	
								323 A Georgia St.		73 74	
								324 H Purdue Fort Wayne		57 53	
								326 H Evansville		85 74	
								332 A Tennessee St.		76 63	

LAST 10 Division I											
159 H Tennessee Tech		50 65	323 A Georgia St.		73 74						
260 A Eastern Ky.		46 49	176 N North Ala.		67 85						
268 A Morehead St.		69 75	89 A Illinois St.		53 74						
332 A Tennessee St.		76 63	108 H Loyola Chicago		50 63						
83 A Belmont		48 69	324 H Purdue Fort Wayne		57 53						

Non-Div I Games: Quincy

65 70

SIUE

SMU				STRENGTH OF SCHEDULE	OPP. STRENGTH OF SCHEDULE	TEAM RPI	ADJ. RPI	CONF. RPI	ADJ CONF. RPI
Average RPI Win:	226	WON-LOST RECORD	WINNING PCT. RANK						
Average RPI Loss:	107		LAST 10 GAMES						
DIV. I ONLY	7- 9	205	4-6	128	127	203	203	8	8
DIV. I NON-CONF.	6- 6	164	3-3	157	234	218	218	8	8

TOTALS	RPI 1-25	RPI 26-50	W-L RECORDS	RPI 51-100	RPI 101-150	RPI 150+			
7- 9	0- 1	0- 1	OVERALL	0- 2	1- 2	6- 3			
5- 6	0- 1	0- 1	HOME	0- 0	1- 1	4- 3			
1- 3	0- 0	0- 0	AWAY	0- 2	0- 1	1- 0			
1- 0	0- 0	0- 0	NEUTRAL	0- 0	0- 0	1- 0			
6- 6	0- 0	0- 1	NON-CONFERENCE	0- 1	1- 1	5- 3			
5- 4	0- 0	0- 1	HOME	0- 0	1- 0	4- 3			
0- 2	0- 0	0- 0	AWAY	0- 1	0- 1	0- 0			
1- 0	0- 0	0- 0	NEUTRAL	0- 0	0- 0	1- 0			
1- 3	0- 1	0- 0	CONFERENCE	0- 1	0- 1	1- 0			
0- 2	0- 1	0- 0	HOME	0- 0	0- 1	0- 0			
1- 1	0- 0	0- 0	AWAY	0- 1	0- 0	1- 0			
0- 0	0- 0	0- 0	NEUTRAL	0- 0	0- 0	0- 0			

RPI 1-25				RPI 26-50				RPI 51-100				RPI 101+ Team's RPI: 203			
RPI	S	Opponent	Score	RPI	S	Opponent	Score	RPI	S	Opponent	Score	RPI	S	Opponent	Score
4	H	UConn	42 80	30	H	TCU	56 57	52	A	Temple	62 85	109	A	UT Arlington	46 51
								82	A	Pacific	49 77	133	H	Tulane	66 67
												136	H	Rice	55 43
												153	H	Wright St.	61 69
												157	H	North Dakota	66 51
												197	H	Northern Colo.	52 61
												201	H	George Mason	58 59
												205	H	UTEP	60 56
												234	N	CSUN	68 58
												250	A	East Carolina	55 47
												281	H	UC Irvine	59 56
												317	H	McNeese	81 60
LAST 10 Division I															
133	H	Tulane	66 67	281	H	UC Irvine	59 56								
52	A	Temple	62 85	109	A	UT Arlington	46 51								
250	A	East Carolina	55 47	205	H	UTEP	60 56								
4	H	UConn	42 80	157	H	North Dakota	66 51								
201	H	George Mason	58 59	153	H	Wright St.	61 69								

Non-Div I Games:

SMU

Average RPI Win: 303		WON-LOST	WINNING	LAST 10	STRENGTH OF	OPP. STRENGTH	TEAM	ADJ.	CONF.	ADJ CONF.
Average RPI Loss: 216		RECORD	PCT. RANK	GAMES	SCHEDULE	OF SCHEDULE	RPI	RPI	RPI	RPI
DIV. I ONLY		1- 12	338	1-9	325	282	345	345	21	21
DIV. I NON-CONF.		0- 7	338	0-4	328	307	351	351	17	17
TOTALS		RPI 1-25	RPI 26-50	W-L RECORDS	RPI 51-100	RPI 101-150	RPI 150+			
1- 12	0- 0		0- 1	OVERALL	0- 0	0- 1	1- 10			
0- 4	0- 0		0- 1	HOME	0- 0	0- 1	0- 2			
1- 8	0- 0		0- 0	AWAY	0- 0	0- 0	1- 8			
0- 0	0- 0		0- 0	NEUTRAL	0- 0	0- 0	0- 0			
0- 7	0- 0		0- 1	NON-CONFERENCE	0- 0	0- 0	0- 6			
0- 1	0- 0		0- 1	HOME	0- 0	0- 0	0- 0			
0- 6	0- 0		0- 0	AWAY	0- 0	0- 0	0- 6			
0- 0	0- 0		0- 0	NEUTRAL	0- 0	0- 0	0- 0			
1- 5	0- 0		0- 0	CONFERENCE	0- 0	0- 1	1- 4			
0- 3	0- 0		0- 0	HOME	0- 0	0- 1	0- 2			
1- 2	0- 0		0- 0	AWAY	0- 0	0- 0	1- 2			
0- 0	0- 0		0- 0	NEUTRAL	0- 0	0- 0	0- 0			

RPI 1-25				RPI 26-50				RPI 51-100				RPI 101+				Team's RPI: 345	
RPI	S	Opponent	Score	RPI	S	Opponent	Score	RPI	S	Opponent	Score	RPI	S	Opponent	Score		
				35	H	Ohio St.	74 104					112	H	Montana St.	48 85		
												155	A	San Jose St.	67 73		
												169	H	Montana	60 64		
												197	H	Northern Colo.	63 73		
												214	A	Northern Ariz.	107 114		
												230	A	UC Davis	75 77		
												231	A	San Francisco	82 87		
												279	A	Idaho St.	62 80		
												299	A	Nevada	72 83		
												303	A	Weber St.	91 67		
												331	A	Cal Poly	43 62		
												340	A	Seattle U	84 88		
EAST 10 Division I																	
				197	H	Northern Colo.	63 73	112	H	Montana St.	48 85						
				303	A	Weber St.	91 67	35	H	Ohio St.	74 104						
				214	A	Northern Ariz.	107 114	231	A	San Francisco	82 87						
				279	A	Idaho St.	62 80	340	A	Seattle U	84 88						
				169	H	Montana	60 64	230	A	UC Davis	75 77						

Non-Div I Games:	Cal Maritime	86	55	Pacific Union	94	35
------------------	--------------	----	----	---------------	----	----

Sacramento St.

Loss, Non-Conf, S Site, H Home A Away N Neutral

Sacred Heart

Through Games Of Jan. 16, 2020

Average RPI Win:	286	WON-LOST	WINNING	LAST 10	STRENGTH OF	OPP. STRENGTH	TEAM	ADJ.	CONF.	ADJ CONF.
Average RPI Loss:	160	RECORD	PCT. RANK	GAMES	SCHEDULE	OF SCHEDULE	RPI	RPI	RPI	RPI
DIV. I ONLY	5- 9	244	4-6	276	238	272	272	29	29	
DIV. I NON-CONF.	2- 8	295	1-5	195	208	298	298	30	30	
TOTALS	RPI 1-25	RPI 26-50	W-L RECORDS	RPI 51-100	RPI 101-150	RPI 150+				
5- 9	0- 0	0- 1	OVERALL	0- 2	0- 2	5- 4				
3- 1	0- 0	0- 0	HOME	0- 0	0- 1	3- 0				
1- 7	0- 0	0- 1	AWAY	0- 1	0- 1	1- 4				
1- 1	0- 0	0- 0	NEUTRAL	0- 1	0- 0	1- 0				
2- 8	0- 0	0- 1	NON-CONFERENCE	0- 2	0- 2	2- 3				
1- 1	0- 0	0- 0	HOME	0- 0	0- 1	1- 0				
0- 6	0- 0	0- 1	AWAY	0- 1	0- 1	0- 3				
1- 1	0- 0	0- 0	NEUTRAL	0- 1	0- 0	1- 0				
3- 1	0- 0	0- 0	CONFERENCE	0- 0	0- 0	3- 1				
2- 0	0- 0	0- 0	HOME	0- 0	0- 0	2- 0				
1- 1	0- 0	0- 0	AWAY	0- 0	0- 0	1- 1				
0- 0	0- 0	0- 0	NEUTRAL	0- 0	0- 0	0- 0				

RPI 1-25				RPI 26-50				RPI 51-100				RPI 101+				Team's RPI: 272	
RPI	S	Opponent	Score	RPI	S	Opponent	Score	RPI	S	Opponent	Score	RPI	S	Opponent	Score		
				50	A	Yale	40 87	58	N	Nebraska	49 72	105	A	Stony Brook	50 54		
								60	A	Seton Hall	69 95	139	H	Holy Cross	52 65		
												167	A	Saint Joseph's	44 71		
												179	H	Merrimack	63 60		
												206	A	Penn St.	65 88		
												284	A	Wagner	79 65		
												307	N	Detroit Mercy	66 60		
												316	A	Siena	57 68		
												320	H	Hofstra	71 44		
												336	A	Fairleigh Dickinson	60 65		
												342	H	Central Conn. St.	66 58		
LAST 10 Division I																	
				336	A	Fairleigh Dickinson	60 65	50	A	Yale	40 87						
				342	H	Central Conn. St.	66 58	139	H	Holy Cross	52 65						
				284	A	Wagner	79 65	167	A	Saint Joseph's	44 71						
				179	H	Merrimack	63 60	58	N	Nebraska	49 72						
				206	A	Penn St.	65 88	307	N	Detroit Mercy	66 60						

Non-Div I Games: Bridgeport 77 63

Sacred Heart

Loss, Non-Conf, S Site, H Home A Away N Neutral

Average RPI Win:	286	WON-LOST	WINNING	LAST 10	STRENGTH OF	OPP. STRENGTH	TEAM	ADJ.	CONF.	ADJ CONF.
Average RPI Loss:	125	RECORD	PCT. RANK	GAMES	SCHEDULE	OF SCHEDULE	RPI	RPI	RPI	RPI
DIV. I ONLY	6- 10	240	5-5	209	197	218	218	29	29	
DIV. I NON-CONF.	2- 9	304	1-4	45	105	201	201	30	30	
TOTALS	RPI 1-25	RPI 26-50	W-L RECORDS	RPI 51-100	RPI 101-150	RPI 150+				
6- 10	0- 0	0- 3	OVERALL	0- 2	0- 2	6- 3				
2- 3	0- 0	0- 0	HOME	0- 1	0- 1	2- 1				
3- 6	0- 0	0- 2	AWAY	0- 1	0- 1	3- 2				
1- 1	0- 0	0- 1	NEUTRAL	0- 0	0- 0	1- 0				
2- 9	0- 0	0- 3	NON-CONFERENCE	0- 2	0- 2	2- 2				
0- 3	0- 0	0- 0	HOME	0- 1	0- 1	0- 1				
1- 5	0- 0	0- 2	AWAY	0- 1	0- 1	1- 1				
1- 1	0- 0	0- 1	NEUTRAL	0- 0	0- 0	1- 0				
4- 1	0- 0	0- 0	CONFERENCE	0- 0	0- 0	4- 1				
2- 0	0- 0	0- 0	HOME	0- 0	0- 0	2- 0				
2- 1	0- 0	0- 0	AWAY	0- 0	0- 0	2- 1				
0- 0	0- 0	0- 0	NEUTRAL	0- 0	0- 0	0- 0				

RPI 1-25				RPI 26-50				RPI 51-100				RPI 101+				Team's RPI: 218	
RPI	S	Opponent	Score	RPI	S	Opponent	Score	RPI	S	Opponent	Score	RPI	S	Opponent	Score		
				32	A	West Virginia	45 74	64	H	Bucknell	46 70	107	H	Liberty	52 71		
				36	A	Virginia Tech	41 105	80	A	South Fla.	23 62	114	A	Duquesne	69 72		
				38	N	FGCU	64 97					173	H	Youngstown St.	46 56		
												226	N	Stetson	78 73		
												252	A	Vermont	73 69		
												268	A	Morehead St.	54 65		
												284	H	Wagner	51 50		
												295	H	St. Francis Brooklyn	82 72		
												315	A	Bryant	63 60		
												336	A	Fairleigh Dickinson	47 56		
												342	A	Central Conn. St.	64 52		
LAST 10 Division I																	
				284	H	Wagner	51 50	64	H	Bucknell	46 70						
				295	H	St. Francis Brooklyn	82 72	107	H	Liberty	52 71						
				336	A	Fairleigh Dickinson	47 56	114	A	Duquesne	69 72						
				342	A	Central Conn. St.	64 52	173	H	Youngstown St.	46 56						
				315	A	Bryant	63 60	252	A	Vermont	73 69						

Non-Div I Games:

Saint Francis (PA)

 Loss,
 Non-Conf,
 S Site,
 H Home
 A Away
 N Neutral

Saint Joseph's

Through Games Of Jan. 16, 2020

Average RPI Win:	175	WON-LOST	WINNING	LAST 10	STRENGTH OF	OPP. STRENGTH	TEAM	ADJ.	CONF.	ADJ CONF.
Average RPI Loss:	113	RECORD	PCT. RANK	GAMES	SCHEDULE	OF SCHEDULE	RPI	RPI	RPI	RPI
DIV. I ONLY	7- 9	205	4-6	77	145	167	167	12	12	
DIV. I NON-CONF.	6- 6	164	3-3	82	167	138	138	12	12	
TOTALS	RPI 1-25	RPI 26-50	W-L RECORDS	RPI 51-100	RPI 101-150	RPI 150+				
7- 9	0- 0	0- 0	OVERALL	1- 3	2- 5	4- 1				
5- 3	0- 0	0- 0	HOME	1- 1	1- 1	3- 1				
1- 4	0- 0	0- 0	AWAY	0- 1	0- 3	1- 0				
1- 2	0- 0	0- 0	NEUTRAL	0- 1	1- 1	0- 0				
6- 6	0- 0	0- 0	NON-CONFERENCE	1- 3	1- 3	4- 0				
4- 2	0- 0	0- 0	HOME	1- 1	0- 1	3- 0				
1- 2	0- 0	0- 0	AWAY	0- 1	0- 1	1- 0				
1- 2	0- 0	0- 0	NEUTRAL	0- 1	1- 1	0- 0				
1- 3	0- 0	0- 0	CONFERENCE	0- 0	1- 2	0- 1				
1- 1	0- 0	0- 0	HOME	0- 0	1- 0	0- 1				
0- 2	0- 0	0- 0	AWAY	0- 0	0- 2	0- 0				
0- 0	0- 0	0- 0	NEUTRAL	0- 0	0- 0	0- 0				

RPI 1-25				RPI 26-50				RPI 51-100				RPI 101+				Team's RPI: 167	
RPI	S	Opponent	Score	RPI	S	Opponent	Score	RPI	S	Opponent	Score	RPI	S	Opponent	Score		
								52	H	Temple	67 63	117	A	Massachusetts	43	61	
								60	N	Seton Hall	39 55	119	H	Penn	45	55	
								75	A	Villanova	44 60	120	N	Furman	48	63	
								78	H	Drexel	52 62	122	H	Richmond	67	56	
												135	A	VCU	40	47	
												145	N	Harvard	63	39	
												148	A	Auburn	62	66	
												166	H	Rhode Island	47	49	
												171	A	Columbia	71	57	
												195	H	American	72	51	
												265	H	Navy	49	40	
												272	H	Sacred Heart	71	44	
LAST 10 Division I																	
				166	H	Rhode Island	47 49	120	N	Furman	48 63						
				117	A	Massachusetts	43 61	145	N	Harvard	63 39						
				135	A	VCU	40 47	75	A	Villanova	44 60						
				122	H	Richmond	67 56	272	H	Sacred Heart	71 44						
				265	H	Navy	49 40	78	H	Drexel	52 62						

Non-Div I Games:

Saint Joseph's

 Loss,
 Non-Conf,
 S Site,
H Home
A Away
N Neutral

Average RPI Win:	184	WON-LOST	WINNING	LAST 10	STRENGTH OF	OPP. STRENGTH	TEAM	ADJ.	CONF.	ADJ CONF.
Average RPI Loss:	88	RECORD	PCT. RANK	GAMES	SCHEDULE	OF SCHEDULE	RPI	RPI	RPI	RPI
DIV. I ONLY	10- 7	122	5-5	96	115	99	99	12	12	
DIV. I NON-CONF.	8- 5	117	3-3	56	135	63	63	12	12	
TOTALS	RPI 1-25	RPI 26-50	W-L RECORDS	RPI 51-100	RPI 101-150	RPI 150+				
10- 7	0- 1	0- 0	OVERALL	2- 4	2- 1	6- 1				
5- 4	0- 1	0- 0	HOME	2- 2	1- 1	2- 0				
5- 3	0- 0	0- 0	AWAY	0- 2	1- 0	4- 1				
0- 0	0- 0	0- 0	NEUTRAL	0- 0	0- 0	0- 0				
8- 5	0- 1	0- 0	NON-CONFERENCE	2- 3	2- 0	4- 1				
4- 2	0- 1	0- 0	HOME	2- 1	1- 0	1- 0				
4- 3	0- 0	0- 0	AWAY	0- 2	1- 0	3- 1				
0- 0	0- 0	0- 0	NEUTRAL	0- 0	0- 0	0- 0				
2- 2	0- 0	0- 0	CONFERENCE	0- 1	0- 1	2- 0				
1- 2	0- 0	0- 0	HOME	0- 1	0- 1	1- 0				
1- 0	0- 0	0- 0	AWAY	0- 0	0- 0	1- 0				
0- 0	0- 0	0- 0	NEUTRAL	0- 0	0- 0	0- 0				

RPI	S	Opponent	Score	RPI	S	Opponent	Score	RPI	S	Opponent	Score	RPI	S	Opponent	Score
21	H	Princeton	50 66					56	A	Vanderbilt	50 62	106	H	Colgate	61 51
								69	H	Kansas	60 68	121	A	Cincinnati	60 50
								74	H	UT Martin	56 50	135	H	VCU	52 65
								89	H	Illinois St.	61 56	154	A	Missouri	58 83
								91	A	Southern Ill.	53 61	165	H	Southeast Mo. St.	76 61
								93	H	Davidson	58 65	198	A	La Salle	77 61
												217	A	Northern Ky.	67 42
												275	A	Indiana St.	55 53
												277	H	St. Bonaventure	72 51
												313	A	SIUE	68 35
LAST 10 Division I															
277	H	St. Bonaventure	72 51	69	H	Kansas	60 68	21	H	Princeton	50 66				
135	H	VCU	52 65	89	H	Illinois St.	61 56	154	A	Missouri	58 83				
198	A	La Salle	77 61	165	H	Southeast Mo. St.	76 61								
93	H	Davidson	58 65												
275	A	Indiana St.	55 53												

Non-Div I Games:

Saint Louis

■ Loss,
■ Non-Conf,
■ S Site,
■ H Home
■ A Away
N Neutral

Saint Mary's (CA)

Through Games Of Jan. 16, 2020

Average RPI Win:	225	WON-LOST	WINNING	LAST 10	STRENGTH OF	OPP. STRENGTH	TEAM	ADJ.	CONF.	ADJ CONF.
Average RPI Loss:	112	RECORD	PCT. RANK	GAMES	SCHEDULE	OF SCHEDULE	RPI	RPI	RPI	RPI
DIV. I ONLY	9- 9	173	5-5	135	130	152	152	11	11	
DIV. I NON-CONF.	5- 6	187	1-2	141	154	187	187	11	11	
TOTALS	RPI 1-25	RPI 26-50	W-L RECORDS	RPI 51-100	RPI 101-150	RPI 150+				
9- 9	0- 2	1- 1	OVERALL	0- 2	1- 1	7- 3				
6- 3	0- 1	1- 1	HOME	0- 0	0- 0	5- 1				
2- 6	0- 1	0- 0	AWAY	0- 2	1- 1	1- 2				
1- 0	0- 0	0- 0	NEUTRAL	0- 0	0- 0	1- 0				
5- 6	0- 1	1- 1	NON-CONFERENCE	0- 2	0- 0	4- 2				
4- 2	0- 1	1- 1	HOME	0- 0	0- 0	3- 0				
0- 4	0- 0	0- 0	AWAY	0- 2	0- 0	0- 2				
1- 0	0- 0	0- 0	NEUTRAL	0- 0	0- 0	1- 0				
4- 3	0- 1	0- 0	CONFERENCE	0- 0	1- 1	3- 1				
2- 1	0- 0	0- 0	HOME	0- 0	0- 0	2- 1				
2- 2	0- 1	0- 0	AWAY	0- 0	1- 1	1- 0				
0- 0	0- 0	0- 0	NEUTRAL	0- 0	0- 0	0- 0				

RPI 1-25				RPI 26-50				RPI 51-100				RPI 101+ Team's RPI: 152			
RPI	S	Opponent	Score	RPI	S	Opponent	Score	RPI	S	Opponent	Score	RPI	S	Opponent	Score
7	A	Gonzaga	49 74	31	H	Marquette	63 77	67	A	UCF	58 67	130	A	Portland	65 78
17	H	NC State	70 87	45	H	Western Ky.	80 73	69	A	Kansas	81 86	141	A	Santa Clara	95 87
												168	H	San Diego	54 72
												223	A	Wyoming	67 69
												230	H	UC Davis	83 74
												231	A	San Francisco	86 79
												233	H	Pepperdine	85 78
												270	H	UC Santa Barbara	64 43
												271	H	LMU (CA)	86 70
												277	N	St. Bonaventure	72 57
												299	A	Nevada	72 78
												331	H	Cal Poly	84 67
LAST 10 Division I															
168	H	San Diego	54 72	141	A	Santa Clara	95 87								
130	A	Portland	65 78	231	A	San Francisco	86 79								
7	A	Gonzaga	49 74	277	N	St. Bonaventure	72 57								
271	H	LMU (CA)	86 70	67	A	UCF	58 67								
233	H	Pepperdine	85 78	69	A	Kansas	81 86								

Non-Div I Games:

Saint Mary's (CA)

Loss,
Non-Conf, S Site,
H Home
A Away
N Neutral

Saint Peter's

Through Games Of Jan. 16, 2020

Average RPI Win:	326	WON-LOST	WINNING	LAST 10	STRENGTH OF	OPP. STRENGTH	TEAM	ADJ.	CONF.	ADJ CONF.
Average RPI Loss:	233	RECORD	PCT. RANK	GAMES	SCHEDULE	OF SCHEDULE	RPI	RPI	RPI	RPI
DIV. I ONLY	4- 10	275	2-8	344	341	338	338	24	24	
DIV. I NON-CONF.	3- 6	235	1-4	348	341	337	337	25	25	
TOTALS	RPI 1-25	RPI 26-50	W-L RECORDS	RPI 51-100	RPI 101-150	RPI 150+				
4- 10	0- 0	0- 0	OVERALL	0- 2	0- 0	4- 8				
2- 4	0- 0	0- 0	HOME	0- 1	0- 0	2- 3				
2- 6	0- 0	0- 0	AWAY	0- 1	0- 0	2- 5				
0- 0	0- 0	0- 0	NEUTRAL	0- 0	0- 0	0- 0				
3- 6	0- 0	0- 0	NON-CONFERENCE	0- 1	0- 0	3- 5				
1- 2	0- 0	0- 0	HOME	0- 1	0- 0	1- 1				
2- 4	0- 0	0- 0	AWAY	0- 0	0- 0	2- 4				
0- 0	0- 0	0- 0	NEUTRAL	0- 0	0- 0	0- 0				
1- 4	0- 0	0- 0	CONFERENCE	0- 1	0- 0	1- 3				
1- 2	0- 0	0- 0	HOME	0- 0	0- 0	1- 2				
0- 2	0- 0	0- 0	AWAY	0- 1	0- 0	0- 1				
0- 0	0- 0	0- 0	NEUTRAL	0- 0	0- 0	0- 0				

RPI 1-25				RPI 26-50				RPI 51-100				RPI 101+				Team's RPI: 338	
RPI	S	Opponent	Score	RPI	S	Opponent	Score	RPI	S	Opponent	Score	RPI	S	Opponent	Score		
								77	A	Marist	76	96	215	H	Manhattan	52	85
								86	H	Lehigh	71	80	219	A	Howard	80	92
												257	A	Delaware St.	66	89	
												262	A	Fairfield	48	67	
												278	H	Monmouth	67	81	
												284	A	Wagner	89	90	
												298	H	Morgan St.	78	77	
												316	H	Siena	87	83	
												318	A	NJIT	73	76	
												336	H	Fairleigh Dickinson	71	77	
												343	A	Coppin St.	82	57	
												347	A	LIU Brooklyn	89	74	
LAST 10 Division I																	
				278	H	Monmouth	67	81		86	H	Lehigh	71	80			
				262	A	Fairfield	48	67		336	H	Fairleigh Dickinson	71	77			
				215	H	Manhattan	52	85		257	A	Delaware St.	66	89			
				316	H	Siena	87	83		318	A	NJIT	73	76			
				77	A	Marist	76	96		298	H	Morgan St.	78	77			

Non-Div I Games:

Saint Peter's

■ Loss,
 ■ Non-Conf,
 ■ S Site,
 ■ H Home
 ■ A Away
 N Neutral

Average RPI Win:	243	WON-LOST	WINNING	LAST 10	STRENGTH OF	OPP. STRENGTH	TEAM	ADJ.	CONF.	ADJ CONF.
Average RPI Loss:	174	RECORD	PCT. RANK	GAMES	SCHEDULE	OF SCHEDULE	RPI	RPI	RPI	RPI
DIV. I ONLY	9- 4	69	8-2	315	186	132	132	25	25	
DIV. I NON-CONF.	2- 4	235	1-2	176	199	188	188	23	23	
TOTALS	RPI 1-25	RPI 26-50	W-L RECORDS	RPI 51-100	RPI 101-150	RPI 150+				
9- 4	0- 1	0- 0	OVERALL	0- 0	2- 0	7- 3				
4- 0	0- 0	0- 0	HOME	0- 0	1- 0	3- 0				
5- 4	0- 1	0- 0	AWAY	0- 0	1- 0	4- 3				
0- 0	0- 0	0- 0	NEUTRAL	0- 0	0- 0	0- 0				
2- 4	0- 1	0- 0	NON-CONFERENCE	0- 0	1- 0	1- 3				
1- 0	0- 0	0- 0	HOME	0- 0	1- 0	0- 0				
1- 4	0- 1	0- 0	AWAY	0- 0	0- 0	1- 3				
0- 0	0- 0	0- 0	NEUTRAL	0- 0	0- 0	0- 0				
7- 0	0- 0	0- 0	CONFERENCE	0- 0	1- 0	6- 0				
3- 0	0- 0	0- 0	HOME	0- 0	0- 0	3- 0				
4- 0	0- 0	0- 0	AWAY	0- 0	1- 0	3- 0				
0- 0	0- 0	0- 0	NEUTRAL	0- 0	0- 0	0- 0				

RPI 1-25				RPI 26-50				RPI 51-100				RPI 101+ Team's RPI: 132							
RPI	S	Opponent	Score	RPI	S	Opponent	Score	RPI	S	Opponent	Score	RPI	S	Opponent	Score				
24	A	Oklahoma	71 95									113	A	New Orleans	78 46				
												131	H	Louisiana	77 73				
												190	A	Texas Tech	57 99				
												191	H	Lamar University	68 47				
												228	A	Oral Roberts	41 64				
												240	A	Central Ark.	72 54				
												254	A	Ole Miss	69 75				
												261	A	Southeastern La.	84 69				
												292	A	UTSA	81 77				
												296	H	Nicholls St.	87 71				
												317	H	McNeese	92 59				
												344	A	Northwestern St.	79 69				
LAST 10 Division I																			
191	H	Lamar University	68 47	113	A	New Orleans	78 46												
240	A	Central Ark.	72 54	344	A	Northwestern St.	79 69	24	A	Oklahoma	71 95	292	A	UTSA	81 77				
261	A	Southeastern La.	84 69					228	A	Oral Roberts	41 64								
296	H	Nicholls St.	87 71																
317	H	McNeese	92 59																

Non-Div I Games: Jarvis Christian 114 46 Howard Payne 91 49 Wiley 102 52

Sam Houston St.

Loss, Non-Conf, S Site, H Home A Away N Neutral

Average RPI Win:	264	WON-LOST	WINNING	LAST 10	STRENGTH OF	OPP. STRENGTH	TEAM	ADJ.	CONF.	ADJ CONF.
Average RPI Loss:	107	RECORD	PCT. RANK	GAMES	SCHEDULE	OF SCHEDULE	RPI	RPI	RPI	RPI
DIV. I ONLY	5- 11	261	5-5	56	264	150	150	23	23	
DIV. I NON-CONF.	4- 10	259	4-4	51	261	157	157	20	20	
TOTALS	RPI 1-25	RPI 26-50	W-L RECORDS	RPI 51-100	RPI 101-150	RPI 150+				
5- 11	0- 2	0- 1	OVERALL	0- 2	0- 3	5- 3				
0- 3	0- 0	0- 1	HOME	0- 1	0- 0	0- 1				
4- 8	0- 2	0- 0	AWAY	0- 1	0- 3	4- 2				
1- 0	0- 0	0- 0	NEUTRAL	0- 0	0- 0	1- 0				
4- 10	0- 2	0- 1	NON-CONFERENCE	0- 2	0- 2	4- 3				
0- 3	0- 0	0- 1	HOME	0- 1	0- 0	0- 1				
3- 7	0- 2	0- 0	AWAY	0- 1	0- 2	3- 2				
1- 0	0- 0	0- 0	NEUTRAL	0- 0	0- 0	1- 0				
1- 1	0- 0	0- 0	CONFERENCE	0- 0	0- 1	1- 0				
0- 0	0- 0	0- 0	HOME	0- 0	0- 0	0- 0				
1- 1	0- 0	0- 0	AWAY	0- 0	0- 1	1- 0				
0- 0	0- 0	0- 0	NEUTRAL	0- 0	0- 0	0- 0				

RPI 1-25				RPI 26-50				RPI 51-100				RPI 101+ Team's RPI: 150			
RPI	S	Opponent	Score	RPI	S	Opponent	Score	RPI	S	Opponent	Score	RPI	S	Opponent	Score
16	A	Kentucky	49 79	45	H	Western Ky.	84 88	66	H	Troy	65 74	120	A	Furman	69 77
19	A	Florida St.	59 88					74	A	UT Martin	75 80	128	A	Fordham	37 68
												142	A	Florida	48 84
												159	H	Tennessee Tech	57 72
												162	A	UAB	69 76
												176	A	North Ala.	79 63
												211	A	Murray St.	84 56
												243	A	Kennesaw St.	55 60
												305	A	Alabama St.	83 48
												308	A	Wofford	74 58
												320	N	Hofstra	65 45
LAST 10 Division I															
120	A	Furman	69 77	45	H	Western Ky.	84 88	16	A	Kentucky	49 79				
308	A	Wofford	74 58					162	A	UAB	69 76				
320	N	Hofstra	65 45					305	A	Alabama St.	83 48				
128	A	Fordham	37 68					176	A	North Ala.	79 63				
211	A	Murray St.	84 56												

Non-Div I Games: Montevallo 81 60

Samford

■ Loss,
 ■ Non-Conf,
 ■ S Site,
 ■ H Home
 ■ A Away
 N Neutral

San Diego

Through Games Of Jan. 16, 2020

Average RPI Win:	231	WON-LOST	WINNING	LAST 10	STRENGTH OF	OPP. STRENGTH	TEAM	ADJ.	CONF.	ADJ CONF.
Average RPI Loss:	134	RECORD	PCT. RANK	GAMES	SCHEDULE	OF SCHEDULE	RPI	RPI	RPI	RPI
DIV. I ONLY	8- 8	173	5-5	127	235	168	168	11	11	
DIV. I NON-CONF.	5- 5	164	2-2	160	327	207	207	11	11	
TOTALS	RPI 1-25	RPI 26-50	W-L RECORDS	RPI 51-100	RPI 101-150	RPI 150+				
8- 8	0- 1	0- 0	OVERALL	0- 2	1- 1	7- 4				
4- 5	0- 1	0- 0	HOME	0- 1	1- 1	3- 2				
4- 3	0- 0	0- 0	AWAY	0- 1	0- 0	4- 2				
0- 0	0- 0	0- 0	NEUTRAL	0- 0	0- 0	0- 0				
5- 5	0- 0	0- 0	NON-CONFERENCE	0- 1	0- 1	5- 3				
3- 4	0- 0	0- 0	HOME	0- 1	0- 1	3- 2				
2- 1	0- 0	0- 0	AWAY	0- 0	0- 0	2- 1				
0- 0	0- 0	0- 0	NEUTRAL	0- 0	0- 0	0- 0				
3- 3	0- 1	0- 0	CONFERENCE	0- 1	1- 0	2- 1				
1- 1	0- 1	0- 0	HOME	0- 0	1- 0	0- 0				
2- 2	0- 0	0- 0	AWAY	0- 1	0- 0	2- 1				
0- 0	0- 0	0- 0	NEUTRAL	0- 0	0- 0	0- 0				

RPI	S	Opponent	Score	RPI	S	Opponent	Score	RPI	S	Opponent	Score	RPI	S	Opponent	Score	Team's RPI: 168
7	H	Gonzaga	42 57					73	A	BYU	36 52	126	H	Idaho	32 65	
								81	H	Washington	47 65	130	H	Portland	74 55	
												152	A	Saint Mary's (CA)	72 54	
												155	A	San Jose St.	82 88	
												190	H	Texas Tech	60 64	
												204	H	Towson	81 67	
												209	H	Cal St. Fullerton	67 72	
												233	A	Pepperdine	57 73	
												234	H	CSUN	59 40	
												271	A	LMU (CA)	67 59	
												273	A	San Diego St.	70 47	
												278	H	Monmouth	57 49	
												304	A	Air Force	70 59	
LAST 10 Division I																
152	A	Saint Mary's (CA)	72 54	233	A	Pepperdine	57 73									
73	A	BYU	36 52	234	H	CSUN	59 40									
7	H	Gonzaga	42 57	81	H	Washington	47 65									
130	H	Portland	74 55	273	A	San Diego St.	70 47									
271	A	LMU (CA)	67 59	209	H	Cal St. Fullerton	67 72									

Non-Div I Games: Biola 81 28

San Diego

Loss, Non-Conf, S Site, H Home A Away N Neutral

Average RPI Win:	259	WON-LOST	WINNING	LAST 10	STRENGTH OF	OPP. STRENGTH	TEAM	ADJ.	CONF.	ADJ CONF.
Average RPI Loss:	175	RECORD	PCT. RANK	GAMES	SCHEDULE	OF SCHEDULE	RPI	RPI	RPI	RPI
DIV. I ONLY	7- 11	236	4-6	221	278	273	273	17	17	
DIV. I NON-CONF.	4- 7	225	2-2	296	308	308	308	24	24	
TOTALS	RPI 1-25	RPI 26-50	W-L RECORDS	RPI 51-100	RPI 101-150	RPI 150+				
7- 11	0- 0	0- 0	OVERALL	0- 3	0- 1	7- 7				
5- 6	0- 0	0- 0	HOME	0- 1	0- 1	5- 4				
2- 5	0- 0	0- 0	AWAY	0- 2	0- 0	2- 3				
0- 0	0- 0	0- 0	NEUTRAL	0- 0	0- 0	0- 0				
4- 7	0- 0	0- 0	NON-CONFERENCE	0- 0	0- 1	4- 6				
2- 5	0- 0	0- 0	HOME	0- 0	0- 1	2- 4				
2- 2	0- 0	0- 0	AWAY	0- 0	0- 0	2- 2				
0- 0	0- 0	0- 0	NEUTRAL	0- 0	0- 0	0- 0				
3- 4	0- 0	0- 0	CONFERENCE	0- 3	0- 0	3- 1				
3- 1	0- 0	0- 0	HOME	0- 1	0- 0	3- 0				
0- 3	0- 0	0- 0	AWAY	0- 2	0- 0	0- 1				
0- 0	0- 0	0- 0	NEUTRAL	0- 0	0- 0	0- 0				

RPI 1-25				RPI 26-50				RPI 51-100				RPI 101+				Team's RPI: 273	
RPI	S	Opponent	Score	RPI	S	Opponent	Score	RPI	S	Opponent	Score	RPI	S	Opponent	Score		
								97	A	Fresno St.	54	79	111	H	California	48	74
								97	H	Fresno St.	60	65	155	A	San Jose St.	67	84
								100	A	Boise St.	72	86	168	H	San Diego	47	70
													194	A	Hawaii	58	61
													204	H	Towson	80	72
													209	H	Cal St. Fullerton	55	45
													212	H	Arkansas St.	62	71
													223	H	Wyoming	67	60
													234	H	CSUN	69	74
													251	H	Colorado St.	59	49
													270	A	UC Santa Barbara	52	64
													283	H	Alabama A&M	53	61
													288	H	Utah St.	66	62
													297	A	California Baptist	80	68
													341	A	Incarnate Word	57	48
LAST 10 Division I																	
				97	H	Fresno St.	60	65	234	H	CSUN	69	74				
				100	A	Boise St.	72	86	341	A	Incarnate Word	57	48				
				223	H	Wyoming	67	60	297	A	California Baptist	80	68				
				288	H	Utah St.	66	62	168	H	San Diego	47	70				
				97	A	Fresno St.	54	79	155	A	San Jose St.	67	84				

Non-Div I Games: Westcliff 77 56

San Diego St.

San Francisco

Through Games Of Jan. 16, 2020

Average RPI Win:	229	WON-LOST	WINNING	LAST 10	STRENGTH OF	OPP. STRENGTH	TEAM	ADJ.	CONF.	ADJ CONF.
Average RPI Loss:	134	RECORD	PCT. RANK	GAMES	SCHEDULE	OF SCHEDULE	RPI	RPI	RPI	RPI
DIV. I ONLY	7- 11	236	3-7	171	161	231	231	11	11	
DIV. I NON-CONF.	7- 5	130	3-1	143	194	130	130	11	11	
TOTALS	RPI 1-25	RPI 26-50	W-L RECORDS	RPI 51-100	RPI 101-150	RPI 150+				
7- 11	0- 2	0- 0	OVERALL	0- 2	1- 3	6- 4				
3- 6	0- 1	0- 0	HOME	0- 1	0- 3	3- 1				
1- 4	0- 0	0- 0	AWAY	0- 1	0- 0	1- 3				
3- 1	0- 1	0- 0	NEUTRAL	0- 0	1- 0	2- 0				
7- 5	0- 2	0- 0	NON-CONFERENCE	0- 1	1- 1	6- 1				
3- 2	0- 1	0- 0	HOME	0- 0	0- 1	3- 0				
1- 2	0- 0	0- 0	AWAY	0- 1	0- 0	1- 1				
3- 1	0- 1	0- 0	NEUTRAL	0- 0	1- 0	2- 0				
0- 6	0- 0	0- 0	CONFERENCE	0- 1	0- 2	0- 3				
0- 4	0- 0	0- 0	HOME	0- 1	0- 2	0- 1				
0- 2	0- 0	0- 0	AWAY	0- 0	0- 0	0- 2				
0- 0	0- 0	0- 0	NEUTRAL	0- 0	0- 0	0- 0				

RPI 1-25				RPI 26-50				RPI 51-100				RPI 101+ Team's RPI: 231			
RPI	S	Opponent	Score	RPI	S	Opponent	Score	RPI	S	Opponent	Score	RPI	S	Opponent	Score
9	H	Stanford	71 97					81	A	Washington	54 73	126	H	Idaho	60 66
15	N	Mississippi St.	38 73					82	H	Pacific	61 84	130	H	Portland	66 73
												137	N	Houston	80 57
												141	H	Santa Clara	72 80
												152	H	Saint Mary's (CA)	79 86
												197	A	Northern Colo.	90 83
												199	N	Bowling Green	64 56
												209	H	Cal St. Fullerton	71 63
												230	A	UC Davis	67 79
												233	A	Pepperdine	70 82
												234	H	CSUN	79 61
												271	A	LMU (CA)	69 76
												281	N	UC Irvine	68 61
												345	H	Sacramento St.	87 82
LAST 10 Division I															
130	H	Portland	66 73	152	H	Saint Mary's (CA)	79 86								
233	A	Pepperdine	70 82	281	N	UC Irvine	68 61								
271	A	LMU (CA)	69 76	81	A	Washington	54 73								
141	H	Santa Clara	72 80	345	H	Sacramento St.	87 82								
82	H	Pacific	61 84	209	H	Cal St. Fullerton	71 63								

Non-Div I Games:

San Francisco

■ Loss,
 ■ Non-Conf,
 ■ S Site,
 ■ H Home
 ■ A Away
 N Neutral

Average RPI Win:	239	WON-LOST	WINNING	LAST 10	STRENGTH OF	OPP. STRENGTH	TEAM	ADJ.	CONF.	ADJ CONF.
Average RPI Loss:	146	RECORD	PCT. RANK	GAMES	SCHEDULE	OF SCHEDULE	RPI	RPI	RPI	RPI
DIV. I ONLY	11- 6	85	6-4	282	195	155	155	17	17	
DIV. I NON-CONF.	5- 5	164	0-3	313	138	245	245	24	24	
TOTALS	RPI 1-25	RPI 26-50	W-L RECORDS	RPI 51-100	RPI 101-150	RPI 150+				
11- 6	0- 0	0- 0	OVERALL	1- 3	0- 1	10- 2				
6- 1	0- 0	0- 0	HOME	1- 1	0- 0	5- 0				
5- 3	0- 0	0- 0	AWAY	0- 1	0- 1	5- 1				
0- 2	0- 0	0- 0	NEUTRAL	0- 1	0- 0	0- 1				
5- 5	0- 0	0- 0	NON-CONFERENCE	1- 2	0- 1	4- 2				
4- 0	0- 0	0- 0	HOME	1- 0	0- 0	3- 0				
1- 3	0- 0	0- 0	AWAY	0- 1	0- 1	1- 1				
0- 2	0- 0	0- 0	NEUTRAL	0- 1	0- 0	0- 1				
6- 1	0- 0	0- 0	CONFERENCE	0- 1	0- 0	6- 0				
2- 1	0- 0	0- 0	HOME	0- 1	0- 0	2- 0				
4- 0	0- 0	0- 0	AWAY	0- 0	0- 0	4- 0				
0- 0	0- 0	0- 0	NEUTRAL	0- 0	0- 0	0- 0				

RPI 1-25				RPI 26-50				RPI 51-100				RPI 101+ Team's RPI: 155					
RPI	S	Opponent	Score	RPI	S	Opponent	Score	RPI	S	Opponent	Score	RPI	S	Opponent	Score		
								72	A	CSU Bakersfield	71	75	141	A	Santa Clara	81	89
								73	N	BYU	56	75	168	H	San Diego	88	82
								78	H	Buffalo	95	88	170	A	New Mexico	81	80
								97	H	Fresno St.	76	85	202	H	UNLV	62	60
													214	N	Northern Ariz.	64	67
													251	A	Colorado St.	58	53
													270	A	UC Santa Barbara	73	70
													273	H	San Diego St.	84	67
													281	A	UC Irvine	77	79
													288	A	Utah St.	76	61
													289	H	Eastern Wash.	84	66
													299	A	Nevada	72	70
													345	H	Sacramento St.	73	67
LAST 10 Division I																	
				202	H	UNLV	62	60					214	N	Northern Ariz.	64	67
				251	A	Colorado St.	58	53					73	N	BYU	56	75
				299	A	Nevada	72	70					273	H	San Diego St.	84	67
				97	H	Fresno St.	76	85					288	A	Utah St.	76	61
				170	A	New Mexico	81	80					72	A	CSU Bakersfield	71	75

Non-Div I Games: La Verne 128 62

San Jose St.

Santa Clara

Through Games Of Jan. 16, 2020

Average RPI Win:	171	WON-LOST	WINNING	LAST 10	STRENGTH OF	OPP. STRENGTH	TEAM	ADJ.	CONF.	ADJ CONF.
Average RPI Loss:	151	RECORD	PCT. RANK	GAMES	SCHEDULE	OF SCHEDULE	RPI	RPI	RPI	RPI
DIV. I ONLY	7- 9	205	4-6	83	153	141	141	11	11	
DIV. I NON-CONF.	5- 5	164	2-2	66	181	99	99	11	11	
TOTALS	RPI 1-25	RPI 26-50	W-L RECORDS	RPI 51-100	RPI 101-150	RPI 150+				
7- 9	0- 2	0- 0	OVERALL	2- 1	0- 1	5- 5				
3- 3	0- 1	0- 0	HOME	2- 0	0- 0	1- 2				
3- 5	0- 1	0- 0	AWAY	0- 1	0- 1	3- 2				
1- 1	0- 0	0- 0	NEUTRAL	0- 0	0- 0	1- 1				
5- 5	0- 1	0- 0	NON-CONFERENCE	1- 1	0- 1	4- 2				
2- 1	0- 0	0- 0	HOME	1- 0	0- 0	1- 1				
2- 3	0- 1	0- 0	AWAY	0- 1	0- 1	2- 0				
1- 1	0- 0	0- 0	NEUTRAL	0- 0	0- 0	1- 1				
2- 4	0- 1	0- 0	CONFERENCE	1- 0	0- 0	1- 3				
1- 2	0- 1	0- 0	HOME	1- 0	0- 0	0- 1				
1- 2	0- 0	0- 0	AWAY	0- 0	0- 0	1- 2				
0- 0	0- 0	0- 0	NEUTRAL	0- 0	0- 0	0- 0				

RPI 1-25				RPI 26-50				RPI 51-100				RPI 101+ Team's RPI: 141			
RPI	S	Opponent	Score	RPI	S	Opponent	Score	RPI	S	Opponent	Score	RPI	S	Opponent	Score
1	A	Missouri St.	64 71					51	A	Arizona	52 65	111	A	California	65 69
7	H	Gonzaga	52 67					82	H	Pacific	75 65	152	H	Saint Mary's (CA)	87 95
								97	H	Fresno St.	90 66	155	H	San Jose St.	89 81
												169	N	Montana	68 58
												230	A	UC Davis	62 61
												231	A	San Francisco	80 72
												233	A	Pepperdine	71 79
												234	A	CSUN	76 55
												246	N	Delaware	80 81
												271	A	LMU (CA)	59 75
												285	H	Long Beach St.	46 54
LAST 10 Division I															
		7	H	Gonzaga	52	67				82	H	Pacific	75	65	
		271	A	LMU (CA)	59	75				97	H	Fresno St.	90	66	
		233	A	Pepperdine	71	79				234	A	CSUN	76	55	
		231	A	San Francisco	80	72				111	A	California	65	69	
		152	H	Saint Mary's (CA)	87	95				285	H	Long Beach St.	46	54	

Non-Div I Games: UC Santa Cruz 109 51

Santa Clara

Loss, Non-Conf, S Site, H Home A Away N Neutral

Average RPI Win:	328	WON-LOST	WINNING	LAST 10	STRENGTH OF	OPP. STRENGTH	TEAM	ADJ.	CONF.	ADJ CONF.
Average RPI Loss:	220	RECORD	PCT. RANK	GAMES	SCHEDULE	OF SCHEDULE	RPI	RPI	RPI	RPI
DIV. I ONLY	4- 10	275	4-6	342	343	340	340	32	32	
DIV. I NON-CONF.	3- 7	252	3-3	318	325	319	319	32	32	
TOTALS	RPI 1-25	RPI 26-50	W-L RECORDS	RPI 51-100	RPI 101-150	RPI 150+				
4- 10	0- 0	0- 0	OVERALL	0- 1	0- 2	4- 7				
3- 3	0- 0	0- 0	HOME	0- 0	0- 2	3- 1				
1- 7	0- 0	0- 0	AWAY	0- 1	0- 0	1- 6				
0- 0	0- 0	0- 0	NEUTRAL	0- 0	0- 0	0- 0				
3- 7	0- 0	0- 0	NON-CONFERENCE	0- 1	0- 2	3- 4				
2- 2	0- 0	0- 0	HOME	0- 0	0- 2	2- 0				
1- 5	0- 0	0- 0	AWAY	0- 1	0- 0	1- 4				
0- 0	0- 0	0- 0	NEUTRAL	0- 0	0- 0	0- 0				
1- 3	0- 0	0- 0	CONFERENCE	0- 0	0- 0	1- 3				
1- 1	0- 0	0- 0	HOME	0- 0	0- 0	1- 1				
0- 2	0- 0	0- 0	AWAY	0- 0	0- 0	0- 2				
0- 0	0- 0	0- 0	NEUTRAL	0- 0	0- 0	0- 0				

RPI 1-25				RPI 26-50				RPI 51-100				RPI 101+				Team's RPI: 340	
RPI	S	Opponent	Score	RPI	S	Opponent	Score	RPI	S	Opponent	Score	RPI	S	Opponent	Score		
								81	A	Washington	46	78	112	H	Montana St.	65	73
												126	H	Idaho	84	90	
												209	A	Cal St. Fullerton	63	81	
												214	A	Northern Ariz.	80	88	
												238	H	UMKC	65	76	
												279	A	Idaho St.	48	73	
												285	H	Long Beach St.	66	54	
												288	A	Utah St.	63	70	
												319	A	UTRGV	81	85	
												329	A	Utah Valley	58	70	
												331	A	Cal Poly	72	49	
												345	H	Sacramento St.	88	84	
												349	H	Chicago St.	80	51	
LAST 10 Division I																	
				319	A	UTRGV	81	85	331	A	Cal Poly	72	49				
				329	A	Utah Valley	58	70	285	H	Long Beach St.	66	54				
				349	H	Chicago St.	80	51	345	H	Sacramento St.	88	84				
				238	H	UMKC	65	76	112	H	Montana St.	65	73				
				209	A	Cal St. Fullerton	63	81	81	A	Washington	46	78				

Non-Div I Games: Warner Pacific 89 47 Saint Martin's 91 81 Central Wash. 75 65

Seattle U

Average RPI Win:	194	WON-LOST	WINNING	LAST 10	STRENGTH OF	OPP. STRENGTH	TEAM	ADJ.	CONF.	ADJ CONF.
Average RPI Loss:	36	RECORD	PCT. RANK	GAMES	SCHEDULE	OF SCHEDULE	RPI	RPI	RPI	RPI
DIV. I ONLY	10- 7	122	6-4	38	69	60	60	6	6	
DIV. I NON-CONF.	7- 4	100	3-1	18	97	58	58	6	6	
TOTALS	RPI 1-25	RPI 26-50	W-L RECORDS	RPI 51-100	RPI 101-150	RPI 150+				
10- 7	0- 3	0- 2	OVERALL	1- 2	2- 0	7- 0				
5- 3	0- 2	0- 0	HOME	0- 1	1- 0	4- 0				
3- 3	0- 1	0- 1	AWAY	0- 1	1- 0	2- 0				
2- 1	0- 0	0- 1	NEUTRAL	1- 0	0- 0	1- 0				
7- 4	0- 2	0- 1	NON-CONFERENCE	1- 1	1- 0	5- 0				
4- 2	0- 2	0- 0	HOME	0- 0	1- 0	3- 0				
1- 1	0- 0	0- 0	AWAY	0- 1	0- 0	1- 0				
2- 1	0- 0	0- 1	NEUTRAL	1- 0	0- 0	1- 0				
3- 3	0- 1	0- 1	CONFERENCE	0- 1	1- 0	2- 0				
1- 1	0- 0	0- 0	HOME	0- 1	0- 0	1- 0				
2- 2	0- 1	0- 1	AWAY	0- 0	1- 0	1- 0				
0- 0	0- 0	0- 0	NEUTRAL	0- 0	0- 0	0- 0				

RPI 1-25				RPI 26-50				RPI 51-100				Team's RPI: 60	RPI 101+			
RPI	S	Opponent	Score	RPI	S	Opponent	Score	RPI	S	Opponent	Score		RPI	S	Opponent	Score
4	H	UConn	78 92	27	N	Georgia Tech	54 79	56	N	Vanderbilt	69 65		135	H	VCU	53 33
10	A	DePaul	68 85	31	A	Marquette	60 81	75	H	Villanova	55 61		143	A	Butler	67 62
21	H	Princeton	76 78					86	A	Lehigh	68 75		167	N	Saint Joseph's	55 39
													192	A	Iona	89 37
													232	A	Xavier	83 61
													235	H	Georgetown	79 60
													247	H	Lafayette	74 50
													262	H	Fairfield	74 44
													272	H	Sacred Heart	95 69
LAST 10 Division I																
				31	A	Marquette	60 81	143	A	Butler	67 62					
				10	A	DePaul	68 85	247	H	Lafayette	74 50					
				235	H	Georgetown	79 60	192	A	Iona	89 37					
				75	H	Villanova	55 61	4	H	UConn	78 92					
				232	A	Xavier	83 61	56	N	Vanderbilt	69 65					

Non-Div I Games:

Seton Hall

■ Loss,
■ Non-Conf,
■ S Site,
■ H Home
■ A Away
N Neutral

Average RPI Win:	309	WON-LOST	WINNING	LAST 10	STRENGTH OF	OPP. STRENGTH	TEAM	ADJ.	CONF.	ADJ CONF.
Average RPI Loss:	204	RECORD	PCT. RANK	GAMES	SCHEDULE	OF SCHEDULE	RPI	RPI	RPI	RPI
DIV. I ONLY	3- 12	308	2-8	227	350	316	316	24	24	
DIV. I NON-CONF.	2- 7	288	1-3	73	351	284	284	25	25	
TOTALS	RPI 1-25	RPI 26-50	W-L RECORDS	RPI 51-100	RPI 101-150	RPI 150+				
3- 12	0- 0	0- 0	OVERALL	0- 0	0- 4	3- 8				
2- 4	0- 0	0- 0	HOME	0- 0	0- 0	2- 4				
1- 8	0- 0	0- 0	AWAY	0- 0	0- 4	1- 4				
0- 0	0- 0	0- 0	NEUTRAL	0- 0	0- 0	0- 0				
2- 7	0- 0	0- 0	NON-CONFERENCE	0- 0	0- 4	2- 3				
2- 1	0- 0	0- 0	HOME	0- 0	0- 0	2- 1				
0- 6	0- 0	0- 0	AWAY	0- 0	0- 4	0- 2				
0- 0	0- 0	0- 0	NEUTRAL	0- 0	0- 0	0- 0				
1- 5	0- 0	0- 0	CONFERENCE	0- 0	0- 0	1- 5				
0- 3	0- 0	0- 0	HOME	0- 0	0- 0	0- 3				
1- 2	0- 0	0- 0	AWAY	0- 0	0- 0	1- 2				
0- 0	0- 0	0- 0	NEUTRAL	0- 0	0- 0	0- 0				

RPI 1-25			RPI 26-50			RPI 51-100			RPI 101+			Team's RPI: 316
RPI	S	Opponent	Score	RPI	S	Opponent	Score	RPI	S	Opponent	Score	
								106	A	Colgate	51	88
								117	A	Massachusetts	55	61
								119	A	Penn	44	92
								145	A	Harvard	51	68
								189	A	Fla. Atlantic	39	83
								196	H	Binghamton	62	89
								200	H	Quinnipiac	52	66
								215	H	Manhattan	50	80
								227	A	Niagara	61	68
								262	H	Fairfield	35	65
								272	H	Sacred Heart	68	57
								325	H	Albany (NY)	52	46
								330	A	Canisius	68	63
								336	A	Fairleigh Dickinson	58	67
								338	A	Saint Peter's	83	87
LAST 10 Division I												
215	H	Manhattan	50	80	262	H	Fairfield	35	65			
330	A	Canisius	68	63	336	A	Fairleigh Dickinson	58	67			
227	A	Niagara	61	68	117	A	Massachusetts	55	61			
338	A	Saint Peter's	83	87	325	H	Albany (NY)	52	46			
200	H	Quinnipiac	52	66	106	A	Colgate	51	88			

Non-Div I Games:

Siena

■ Loss,
 ■ Non-Conf,
 ■ S Site,
 ■ H Home
 ■ A Away
 N Neutral

South Alabama

Through Games Of Jan. 16, 2020

Average RPI Win:	267	WON-LOST	WINNING	LAST 10	STRENGTH OF	OPP. STRENGTH	TEAM	ADJ.	CONF.	ADJ CONF.
Average RPI Loss:	134	RECORD	PCT. RANK	GAMES	SCHEDULE	OF SCHEDULE	RPI	RPI	RPI	RPI
DIV. I ONLY	6- 9	223	5-5	232	216	255	255	22	22	
DIV. I NON-CONF.	3- 7	252	2-3	204	109	275	275	22	22	
TOTALS	RPI 1-25	RPI 26-50	W-L RECORDS	RPI 51-100	RPI 101-150	RPI 150+				
6- 9	0- 0	0- 1	OVERALL	0- 1	1- 3	5- 4				
4- 5	0- 0	0- 1	HOME	0- 1	0- 2	4- 1				
2- 4	0- 0	0- 0	AWAY	0- 0	1- 1	1- 3				
0- 0	0- 0	0- 0	NEUTRAL	0- 0	0- 0	0- 0				
3- 7	0- 0	0- 1	NON-CONFERENCE	0- 1	1- 1	2- 4				
2- 4	0- 0	0- 1	HOME	0- 1	0- 1	2- 1				
1- 3	0- 0	0- 0	AWAY	0- 0	1- 0	0- 3				
0- 0	0- 0	0- 0	NEUTRAL	0- 0	0- 0	0- 0				
3- 2	0- 0	0- 0	CONFERENCE	0- 0	0- 2	3- 0				
2- 1	0- 0	0- 0	HOME	0- 0	0- 1	2- 0				
1- 1	0- 0	0- 0	AWAY	0- 0	0- 1	1- 0				
0- 0	0- 0	0- 0	NEUTRAL	0- 0	0- 0	0- 0				

RPI S	Opponent	Score	RPI S	Opponent	Score	RPI S	Opponent	Score	RPI S	Opponent	Score	Team's RPI: 255
26	H Rutgers	56 77	70	H Alabama	62 74	104	H Coastal Caro.	62 71				
						131	A Louisiana	68 73				
						133	A Tulane	62 53				
						148	H Auburn	62 82				
						162	A UAB	61 77				
						175	A Southern Miss.	55 62				
						182	H Miami (OH)	73 76				
						186	H A&M-Corpus Christi	83 82				
						210	A ETSU	60 65				
						282	H Appalachian St.	81 66				
						323	A Georgia St.	81 64				
						332	H Tennessee St.	70 48				
						348	H La.-Monroe	72 63				
LAST 10 Division I												
323	A Georgia St.	81 64	210	A ETSU	60 65							
348	H La.-Monroe	72 63	175	A Southern Miss.	55 62							
131	A Louisiana	68 73	133	A Tulane	62 53							
104	H Coastal Caro.	62 71	148	H Auburn	62 82							
282	H Appalachian St.	81 66	332	H Tennessee St.	70 48							

Non-Div I Games: William Carey 68 52 Mobile 103 59

South Alabama

Loss, Non-Conf, S Site, H Home A Away N Neutral

South Carolina

Through Games Of Jan. 16, 2020

Average RPI Win:	106	WON-LOST	WINNING	LAST 10	STRENGTH OF	OPP. STRENGTH	TEAM	ADJ.	CONF.	ADJ CONF.
Average RPI Loss:	12	RECORD	PCT. RANK	GAMES	SCHEDULE	OF SCHEDULE	RPI	RPI	RPI	RPI
DIV. I ONLY	17- 1	2	10-0	11	9	2	2	5	5	
DIV. I NON-CONF.	12- 1	9	5-0	30	15	6	6	5	5	
TOTALS	RPI 1-25	RPI 26-50	W-L RECORDS	RPI 51-100	RPI 101-150	RPI 150+				
17- 1	4- 1	3- 0	OVERALL	5- 0	0- 0	5- 0				
8- 0	2- 0	3- 0	HOME	0- 0	0- 0	3- 0				
7- 0	1- 0	0- 0	AWAY	4- 0	0- 0	2- 0				
2- 1	1- 1	0- 0	NEUTRAL	1- 0	0- 0	0- 0				
12- 1	3- 1	2- 0	NON-CONFERENCE	3- 0	0- 0	4- 0				
6- 0	1- 0	2- 0	HOME	0- 0	0- 0	3- 0				
4- 0	1- 0	0- 0	AWAY	2- 0	0- 0	1- 0				
2- 1	1- 1	0- 0	NEUTRAL	1- 0	0- 0	0- 0				
5- 0	1- 0	1- 0	CONFERENCE	2- 0	0- 0	1- 0				
2- 0	1- 0	1- 0	HOME	0- 0	0- 0	0- 0				
3- 0	0- 0	0- 0	AWAY	2- 0	0- 0	1- 0				
0- 0	0- 0	0- 0	NEUTRAL	0- 0	0- 0	0- 0				

RPI	S	Opponent	Score	RPI	S	Opponent	Score	RPI	S	Opponent	Score	RPI	S	Opponent	Score
12	N	Indiana	57 71	44	H	Duke	89 46	52	A	Temple	78 71	154	A	Missouri	78 45
14	N	Baylor	74 59	46	H	Arkansas	91 82	54	N	Washington St.	68 53	184	A	Clemson	84 48
16	H	Kentucky	99 72	49	H	South Dakota	73 60	56	A	Vanderbilt	93 57	282	H	Appalachian St.	92 50
22	A	Maryland	63 54					70	A	Alabama	93 78	305	H	Alabama St.	103 43
25	H	Purdue	85 49					98	A	Dayton	75 49	335	H	USC Upstate	112 32
LAST 10 Division I															
154	A	Missouri	78 45	49	H	South Dakota	73 60	44	H	Duke	89 46	25	H	Purdue	85 49
56	A	Vanderbilt	93 57	44	H	Duke	89 46	52	A	Temple	78 71	14	N	Baylor	74 59
46	H	Arkansas	91 82												
70	A	Alabama	93 78												
16	H	Kentucky	99 72												

Non-Div I Games:

South Carolina

Loss, Non-Conf, S Site, H Home A Away N Neutral

Average RPI Win: 341		WON-LOST	WINNING	LAST 10	STRENGTH OF	OPP. STRENGTH	TEAM	ADJ.	CONF.	ADJ CONF.
Average RPI Loss: 241		RECORD	PCT. RANK	GAMES	SCHEDULE	OF SCHEDULE	RPI	RPI	RPI	RPI
DIV. I ONLY		2- 14	331	1-9	335	347	346	346	30	30
DIV. I NON-CONF.		1- 12	335	0-7	321	345	347	347	31	31
TOTALS	RPI 1-25	RPI 26-50		W-L RECORDS		RPI 51-100	RPI 101-150	RPI 150+		
2- 14	0- 0	0- 0		OVERALL		0- 0	0- 1	2- 13		
0- 5	0- 0	0- 0		HOME		0- 0	0- 0	0- 5		
2- 8	0- 0	0- 0		AWAY		0- 0	0- 1	2- 7		
0- 1	0- 0	0- 0		NEUTRAL		0- 0	0- 0	0- 1		
1- 12	0- 0	0- 0		NON-CONFERENCE		0- 0	0- 1	1- 11		
0- 5	0- 0	0- 0		HOME		0- 0	0- 0	0- 5		
1- 6	0- 0	0- 0		AWAY		0- 0	0- 1	1- 5		
0- 1	0- 0	0- 0		NEUTRAL		0- 0	0- 0	0- 1		
1- 2	0- 0	0- 0		CONFERENCE		0- 0	0- 0	1- 2		
0- 0	0- 0	0- 0		HOME		0- 0	0- 0	0- 0		
1- 2	0- 0	0- 0		AWAY		0- 0	0- 0	1- 2		
0- 0	0- 0	0- 0		NEUTRAL		0- 0	0- 0	0- 0		

RPI 1-25				RPI 26-50				RPI 51-100				RPI 101+				Team's RPI: 346	
RPI	S	Opponent	Score	RPI	S	Opponent	Score	RPI	S	Opponent	Score	RPI	S	Opponent	Score		
												104	A	Coastal Caro.	44	85	
												157	H	North Dakota	53	95	
												176	N	North Ala.	46	99	
												202	A	UNLV	57	66	
												219	A	Howard	47	78	
												221	A	UNCW	46	84	
												225	H	Col. of Charleston	55	76	
												237	A	UNC Asheville	51	82	
												264	H	Radford	45	60	
												290	H	Presbyterian	49	70	
												298	A	Morgan St.	47	77	
												321	H	Mercer	55	66	
												323	A	Georgia St.	52	77	
												335	A	USC Upstate	47	58	
												339	A	Charleston So.	81	75	
												343	A	Coppin St.	71	60	
LAST 10 Division I																	
				219	A	Howard	47	78	323	A	Georgia St.	52	77				
				298	A	Morgan St.	47	77	335	A	USC Upstate	47	58				
				343	A	Coppin St.	71	60	237	A	UNC Asheville	51	82				
				104	A	Coastal Caro.	44	85	321	H	Mercer	55	66				
				176	N	North Ala.	46	99	157	H	North Dakota	53	95				

Non-Div I Games:

South Carolina St.

■ Loss, ■ Non-Conf, S Site, H Home A Away N Neutral

Average RPI Win:	190	WON-LOST	WINNING	LAST 10	STRENGTH OF	OPP. STRENGTH	TEAM	ADJ.	CONF.	ADJ CONF.
Average RPI Loss:	2	RECORD	PCT. RANK	GAMES	SCHEDULE	OF SCHEDULE	RPI	RPI	RPI	RPI
DIV. I ONLY	15- 2	12	9-1	239	18	49	49	18	18	
DIV. I NON-CONF.	10- 2	30	4-1	99	3	22	22	19	19	
TOTALS	RPI 1-25	RPI 26-50	W-L RECORDS	RPI 51-100	RPI 101-150	RPI 150+				
15- 2	2- 2	1- 0	OVERALL	0- 0	1- 0	11- 0				
7- 1	2- 1	0- 0	HOME	0- 0	0- 0	5- 0				
6- 1	0- 1	0- 0	AWAY	0- 0	1- 0	5- 0				
2- 0	0- 0	1- 0	NEUTRAL	0- 0	0- 0	1- 0				
10- 2	2- 2	1- 0	NON-CONFERENCE	0- 0	1- 0	6- 0				
5- 1	2- 1	0- 0	HOME	0- 0	0- 0	3- 0				
3- 1	0- 1	0- 0	AWAY	0- 0	1- 0	2- 0				
2- 0	0- 0	1- 0	NEUTRAL	0- 0	0- 0	1- 0				
5- 0	0- 0	0- 0	CONFERENCE	0- 0	0- 0	5- 0				
2- 0	0- 0	0- 0	HOME	0- 0	0- 0	2- 0				
3- 0	0- 0	0- 0	AWAY	0- 0	0- 0	3- 0				
0- 0	0- 0	0- 0	NEUTRAL	0- 0	0- 0	0- 0				

RPI 1-25				RPI 26-50				Team's RPI: 49				RPI 51-100				RPI 101+			
RPI	S	Opponent	Score	RPI	S	Opponent	Score	RPI	S	Opponent	Score	RPI	S	Opponent	Score	RPI	S	Opponent	Score
1	H	Missouri St.	66 74	35	N	Ohio St.	68 53					134	A	Utah	84 81				
2	A	South Carolina	60 73									154	H	Missouri	72 56				
18	H	Creighton	72 65									164	A	Green Bay	66 60				
23	H	Drake	102 94									169	H	Montana	96 64				
												180	A	Northeastern	80 76				
												220	N	Northern Ill.	91 48				
												229	A	Western Ill.	96 65				
												258	H	Omaha	77 44				
												294	H	Denver	104 61				
												306	A	North Dakota St.	80 36				
												324	A	Purdue Fort Wayne	62 41				
												343	H	Coppin St.	82 44				
LAST 10 Division I																			
306	A	North Dakota St.	80 36	2	A	South Carolina	60 73												
258	H	Omaha	77 44	169	H	Montana	96 64												
294	H	Denver	104 61	343	H	Coppin St.	82 44												
324	A	Purdue Fort Wayne	62 41	18	H	Creighton	72 65												
229	A	Western Ill.	96 65	220	N	Northern Ill.	91 48												

Non-Div I Games: Mt. Marty 110 39

South Dakota

Average RPI Win:	211	WON-LOST	WINNING	LAST 10	STRENGTH OF	OPP. STRENGTH	TEAM	ADJ.	CONF.	ADJ CONF.
Average RPI Loss:	25	RECORD	PCT. RANK	GAMES	SCHEDULE	OF SCHEDULE	RPI	RPI	RPI	RPI
DIV. I ONLY	13- 6	78	8-2	157	60	76	76	18	18	
DIV. I NON-CONF.	7- 6	161	2-2	75	7	92	92	19	19	
TOTALS	RPI 1-25	RPI 26-50	W-L RECORDS	RPI 51-100	RPI 101-150	RPI 150+				
13- 6	0- 3	0- 3	OVERALL	1- 0	2- 0	10- 0				
7- 2	0- 0	0- 2	HOME	0- 0	1- 0	6- 0				
4- 3	0- 3	0- 0	AWAY	0- 0	0- 0	4- 0				
2- 1	0- 0	0- 1	NEUTRAL	1- 0	1- 0	0- 0				
7- 6	0- 3	0- 3	NON-CONFERENCE	1- 0	2- 0	4- 0				
4- 2	0- 0	0- 2	HOME	0- 0	1- 0	3- 0				
1- 3	0- 3	0- 0	AWAY	0- 0	0- 0	1- 0				
2- 1	0- 0	0- 1	NEUTRAL	1- 0	1- 0	0- 0				
6- 0	0- 0	0- 0	CONFERENCE	0- 0	0- 0	6- 0				
3- 0	0- 0	0- 0	HOME	0- 0	0- 0	3- 0				
3- 0	0- 0	0- 0	AWAY	0- 0	0- 0	3- 0				
0- 0	0- 0	0- 0	NEUTRAL	0- 0	0- 0	0- 0				

RPI 1-25				RPI 26-50				RPI 51-100				RPI 101+			
RPI	S	Opponent	Score	RPI	S	Opponent	Score	RPI	S	Opponent	Score	RPI	S	Opponent	Score
11	A	Oregon	56 95	28	H	Central Mich.	74 79	80	N	South Fla.	61 50	112	H	Montana St.	60 50
18	A	Creighton	48 61	31	H	Marquette	58 65					124	N	Notre Dame	65 59
23	A	Drake	67 74	38	N	FGCU	70 71					157	H	North Dakota	99 64
												164	A	Green Bay	60 55
												213	H	Chattanooga	71 56
												223	H	Wyoming	67 40
												228	H	Oral Roberts	58 44
												229	H	Western Ill.	75 45
												258	A	Omaha	68 51
												294	A	Denver	86 79
												324	A	Purdue Fort Wayne	100 69
												343	H	Coppin St.	94 41
LAST 10 Division I															
157	H	North Dakota	99 64	258	A	Omaha	68 51								
324	A	Purdue Fort Wayne	100 69	164	A	Green Bay	60 55								
294	A	Denver	86 79	31	H	Marquette	58 65								
229	H	Western Ill.	75 45	28	H	Central Mich.	74 79								
228	H	Oral Roberts	58 44	213	H	Chattanooga	71 56								

Non-Div I Games: Dakota Wesleyan 77 46

South Dakota St.

Average RPI Win:	186	WON-LOST	WINNING	LAST 10	STRENGTH OF	OPP. STRENGTH	TEAM	ADJ.	CONF.	ADJ CONF.
Average RPI Loss:	74	RECORD	PCT. RANK	GAMES	SCHEDULE	OF SCHEDULE	RPI	RPI	RPI	RPI
DIV. I ONLY	10- 7	122	5-5	47	136	80	80	8	8	
DIV. I NON-CONF.	8- 6	138	3-4	43	177	105	105	8	8	
TOTALS	RPI 1-25	RPI 26-50	W-L RECORDS	RPI 51-100	RPI 101-150	RPI 150+				
10- 7	0- 2	0- 1	OVERALL	1- 2	3- 1	6- 1				
9- 0	0- 0	0- 0	HOME	1- 0	3- 0	5- 0				
1- 3	0- 1	0- 0	AWAY	0- 1	0- 0	1- 1				
0- 4	0- 1	0- 1	NEUTRAL	0- 1	0- 1	0- 0				
8- 6	0- 2	0- 1	NON-CONFERENCE	1- 1	2- 1	5- 1				
8- 0	0- 0	0- 0	HOME	1- 0	2- 0	5- 0				
0- 2	0- 1	0- 0	AWAY	0- 0	0- 0	0- 1				
0- 4	0- 1	0- 1	NEUTRAL	0- 1	0- 1	0- 0				
2- 1	0- 0	0- 0	CONFERENCE	0- 1	1- 0	1- 0				
1- 0	0- 0	0- 0	HOME	0- 0	1- 0	0- 0				
1- 1	0- 0	0- 0	AWAY	0- 1	0- 0	1- 0				
0- 0	0- 0	0- 0	NEUTRAL	0- 0	0- 0	0- 0				

RPI 1-25				RPI 26-50				RPI 51-100 Team's RPI: 80				RPI 101+			
RPI	S	Opponent	Score	RPI	S	Opponent	Score	RPI	S	Opponent	Score	RPI	S	Opponent	Score
14	A	Baylor	46 58	38	N	FGCU	77 81	52	A	Temple	66 69	121	H	Cincinnati	76 68
15	N	Mississippi St.	61 86					59	H	Texas	64 57	124	N	Notre Dame	51 67
								76	N	South Dakota St.	50 61	126	H	Idaho	67 64
												135	H	VCU	77 55
												202	A	UNLV	51 61
												216	A	Tulsa	68 52
												218	H	Saint Francis (PA)	62 23
												219	H	Howard	82 53
												222	H	Jacksonville	70 39
												242	H	Brown	70 60
												305	H	Alabama St.	80 29
LAST 10 Division I															
52	A	Temple	66 69	15	N	Mississippi St.	61 86								
216	A	Tulsa	68 52	126	H	Idaho	67 64								
121	H	Cincinnati	76 68	305	H	Alabama St.	80 29								
242	H	Brown	70 60	124	N	Notre Dame	51 67								
202	A	UNLV	51 61	38	N	FGCU	77 81								

Non-Div I Games:

South Fla.

■ Loss,
 ■ Non-Conf,
 ■ S Site,
 ■ Home
 ■ A Away
 N Neutral

Average RPI Win:	234	WON-LOST	WINNING	LAST 10	STRENGTH OF	OPP. STRENGTH	TEAM	ADJ.	CONF.	ADJ CONF.
Average RPI Loss:	160	RECORD	PCT. RANK	GAMES	SCHEDULE	OF SCHEDULE	RPI	RPI	RPI	RPI
DIV. I ONLY	9- 5	93	6-4	314	159	165	165	20	20	
DIV. I NON-CONF.	6- 3	90	3-2	331	161	156	156	21	21	
TOTALS	RPI 1-25	RPI 26-50	W-L RECORDS	RPI 51-100	RPI 101-150	RPI 150+				
9- 5	0- 0	0- 0	OVERALL	1- 2	2- 0	6- 3				
4- 1	0- 0	0- 0	HOME	1- 1	1- 0	2- 0				
5- 4	0- 0	0- 0	AWAY	0- 1	1- 0	4- 3				
0- 0	0- 0	0- 0	NEUTRAL	0- 0	0- 0	0- 0				
6- 3	0- 0	0- 0	NON-CONFERENCE	1- 1	0- 0	5- 2				
2- 0	0- 0	0- 0	HOME	1- 0	0- 0	1- 0				
4- 3	0- 0	0- 0	AWAY	0- 1	0- 0	4- 2				
0- 0	0- 0	0- 0	NEUTRAL	0- 0	0- 0	0- 0				
3- 2	0- 0	0- 0	CONFERENCE	0- 1	2- 0	1- 1				
2- 1	0- 0	0- 0	HOME	0- 1	1- 0	1- 0				
1- 1	0- 0	0- 0	AWAY	0- 0	1- 0	0- 1				
0- 0	0- 0	0- 0	NEUTRAL	0- 0	0- 0	0- 0				

RPI 1-25			RPI 26-50			RPI 51-100			RPI 101+			Team's RPI: 165
RPI	S	Opponent	Score	RPI	S	Opponent	Score	RPI	S	Opponent	Score	
						83	H Belmont	45	57	146	A Austin Peay	79 66
						91	H Southern Ill.	79	65	146	H Austin Peay	81 43
						99	A Saint Louis	61	76	178	A Eastern Mich.	64 69
										211	A Murray St.	62 70
										212	A Arkansas St.	79 67
										229	A Western Ill.	91 97
										254	A Ole Miss	70 53
										275	A Indiana St.	68 58
										324	A Purdue Fort Wayne	58 48
										326	H Evansville	83 60
										332	H Tennessee St.	83 54
LAST 10 Division I												
146	H	Austin Peay	81 43	275	A	Indiana St.	68 58					
332	H	Tennessee St.	83 54	229	A	Western Ill.	91 97					
83	H	Belmont	45 57	254	A	Ole Miss	70 53					
211	A	Murray St.	62 70	91	H	Southern Ill.	79 65					
146	A	Austin Peay	79 66	99	A	Saint Louis	61 76					

Non-Div I Games: Harris-Stowe 106 64 Mo.-St. Louis 70 56

Southeast Mo. St.

Loss, Non-Conf, S Site, H Home A Away N Neutral

Southeastern La.

Through Games Of Jan. 16, 2020

Average RPI Win:	255	WON-LOST	WINNING	LAST 10	STRENGTH OF	OPP. STRENGTH	TEAM	ADJ.	CONF.	ADJ CONF.
Average RPI Loss:	155	RECORD	PCT. RANK	GAMES	SCHEDULE	OF SCHEDULE	RPI	RPI	RPI	RPI
DIV. I ONLY	4- 10	275	4-6	190	281	261	261	25	25	
DIV. I NON-CONF.	2- 6	279	2-2	139	255	215	215	23	23	
TOTALS	RPI 1-25	RPI 26-50	W-L RECORDS	RPI 51-100	RPI 101-150	RPI 150+				
4- 10	0- 0	0- 1	OVERALL	0- 1	0- 4	4- 4				
2- 3	0- 0	0- 0	HOME	0- 0	0- 1	2- 2				
2- 7	0- 0	0- 1	AWAY	0- 1	0- 3	2- 2				
0- 0	0- 0	0- 0	NEUTRAL	0- 0	0- 0	0- 0				
2- 6	0- 0	0- 1	NON-CONFERENCE	0- 1	0- 2	2- 2				
1- 0	0- 0	0- 0	HOME	0- 0	0- 0	1- 0				
1- 6	0- 0	0- 1	AWAY	0- 1	0- 2	1- 2				
0- 0	0- 0	0- 0	NEUTRAL	0- 0	0- 0	0- 0				
2- 4	0- 0	0- 0	CONFERENCE	0- 0	0- 2	2- 2				
1- 3	0- 0	0- 0	HOME	0- 0	0- 1	1- 2				
1- 1	0- 0	0- 0	AWAY	0- 0	0- 1	1- 0				
0- 0	0- 0	0- 0	NEUTRAL	0- 0	0- 0	0- 0				

RPI S	Opponent	Score	RPI S	Opponent	Score	RPI S	Opponent	Score	RPI S	Opponent	Score	Team's RPI: 261
33	A LSU	52 62	70	A Alabama	50 87	131	A Louisiana	50 60	132	H Sam Houston St.	69 84	
						137	A Houston	65 78	147	A SFA	51 77	
						175	A Southern Miss.	54 62	185	H Jackson St.	63 59	
						186	H A&M-Corpus Christi	48 44	191	H Lamar University	57 65	
						239	A Louisiana Tech	78 92	296	H Nicholls St.	65 67	
						300	A Houston Baptist	69 59	348	A La.-Monroe	65 52	
LAST 10 Division I												
296	H Nicholls St.	65 67	300	A Houston Baptist	69 59							
132	H Sam Houston St.	69 84	191	H Lamar University	57 65							
186	H A&M-Corpus Christi	48 44	239	A Louisiana Tech	78 92							
147	A SFA	51 77	185	H Jackson St.	63 59							
70	A Alabama	50 87	348	A La.-Monroe	65 52							

Non-Div I Games: LSU-Alexandria 89 67

Southeastern La.

■ Loss,
 ■ Non-Conf, S Site,
 ■ Home
 ■ Away
 N Neutral

Average RPI Win:	210	WON-LOST	WINNING	LAST 10	STRENGTH OF	OPP. STRENGTH	TEAM	ADJ.	CONF.	ADJ CONF.
Average RPI Loss:	77	RECORD	PCT. RANK	GAMES	SCHEDULE	OF SCHEDULE	RPI	RPI	RPI	RPI
DIV. I ONLY	8- 8	173	5-5	49	98	110	110	1	1	
DIV. I NON-CONF.	8- 3	68	5-0	173	183	93	93	1	1	
TOTALS	RPI 1-25	RPI 26-50	W-L RECORDS	RPI 51-100	RPI 101-150	RPI 150+				
8- 8	0- 2	1- 2	OVERALL	1- 2	0- 1	6- 1				
5- 3	0- 1	1- 1	HOME	0- 1	0- 0	4- 0				
2- 4	0- 1	0- 1	AWAY	0- 0	0- 1	2- 1				
1- 1	0- 0	0- 0	NEUTRAL	1- 1	0- 0	0- 0				
8- 3	0- 1	1- 0	NON-CONFERENCE	1- 1	0- 0	6- 1				
5- 1	0- 1	1- 0	HOME	0- 0	0- 0	4- 0				
2- 1	0- 0	0- 0	AWAY	0- 0	0- 0	2- 1				
1- 1	0- 0	0- 0	NEUTRAL	1- 1	0- 0	0- 0				
0- 5	0- 1	0- 2	CONFERENCE	0- 1	0- 1	0- 0				
0- 2	0- 0	0- 1	HOME	0- 1	0- 0	0- 0				
0- 3	0- 1	0- 1	AWAY	0- 0	0- 1	0- 0				
0- 0	0- 0	0- 0	NEUTRAL	0- 0	0- 0	0- 0				

RPI 1-25				RPI 26-50				RPI 51-100				RPI 101+ Team's RPI: 110			
RPI	S	Opponent	Score	RPI	S	Opponent	Score	RPI	S	Opponent	Score	RPI	S	Opponent	Score
6	A	UCLA	59 83	29	H	Virginia	59 49	51	H	Arizona	57 65	134	A	Utah	65 67
20	H	Texas A&M	64 74	34	H	Arizona St.	54 63	58	N	Nebraska	54 67	202	H	UNLV	75 54
				42	A	Colorado	53 66	70	N	Alabama	60 57	234	A	CSUN	69 53
												245	A	UC Riverside	76 59
												270	A	UC Santa Barbara	46 57
												285	H	Long Beach St.	57 40
												299	H	Nevada	50 47
												319	H	UTRGV	80 43
LAST 10 Division I															
				134	A	Utah	65 67	285	H	Long Beach St.	57 40				
				42	A	Colorado	53 66	299	H	Nevada	50 47				
				34	H	Arizona St.	54 63	319	H	UTRGV	80 43				
				51	H	Arizona	57 65	202	H	UNLV	75 54				
				6	A	UCLA	59 83	70	N	Alabama	60 57				

Non-Div I Games:

Southern California

■ Loss,
 ■ Non-Conf,
 ■ S Site,
 ■ H Home
 ■ A Away
 N Neutral

Average RPI Win:	184	WON-LOST	WINNING	LAST 10	STRENGTH OF	OPP. STRENGTH	TEAM	ADJ.	CONF.	ADJ CONF.
Average RPI Loss:	97	RECORD	PCT. RANK	GAMES	SCHEDULE	OF SCHEDULE	RPI	RPI	RPI	RPI
DIV. I ONLY	9- 6	117	6-4	81	202	91	91	7	7	
DIV. I NON-CONF.	8- 3	68	5-1	152	249	75	75	7	7	
TOTALS	RPI 1-25	RPI 26-50	W-L RECORDS	RPI 51-100	RPI 101-150	RPI 150+				
9- 6	0- 1	0- 1	OVERALL	2- 1	0- 1	7- 2				
4- 3	0- 1	0- 1	HOME	2- 0	0- 0	2- 1				
4- 3	0- 0	0- 0	AWAY	0- 1	0- 1	4- 1				
1- 0	0- 0	0- 0	NEUTRAL	0- 0	0- 0	1- 0				
8- 3	0- 0	0- 0	NON-CONFERENCE	2- 1	0- 0	6- 2				
4- 1	0- 0	0- 0	HOME	2- 0	0- 0	2- 1				
3- 2	0- 0	0- 0	AWAY	0- 1	0- 0	3- 1				
1- 0	0- 0	0- 0	NEUTRAL	0- 0	0- 0	1- 0				
1- 3	0- 1	0- 1	CONFERENCE	0- 0	0- 1	1- 0				
0- 2	0- 1	0- 1	HOME	0- 0	0- 0	0- 0				
1- 1	0- 0	0- 0	AWAY	0- 0	0- 1	1- 0				
0- 0	0- 0	0- 0	NEUTRAL	0- 0	0- 0	0- 0				

RPI	S	Opponent	Score	RPI	S	Opponent	Score	RPI	S	Opponent	Score	RPI	S	Opponent	Score
23	H	Drake	65 73	39	H	UNI	57 60	63	A	IUPUI	78 81	108	A	Loyola Chicago	49 51
								74	H	UT Martin	70 59	159	H	Tennessee Tech	76 65
								99	H	Saint Louis	61 53	165	A	Southeast Mo. St.	65 79
												172	A	Valparaiso	67 51
												178	A	Eastern Mich.	85 54
												181	H	Memphis	66 70
												211	H	Murray St.	76 66
												220	A	Northern Ill.	80 61
												229	N	Western Ill.	79 65
												313	A	SIUE	103 67
LAST 10 Division I															
23	H	Drake	65 73	229	N	Western Ill.	79 65								
39	H	UNI	57 60	211	H	Murray St.	76 66								
108	A	Loyola Chicago	49 51	165	A	Southeast Mo. St.	65 79								
172	A	Valparaiso	67 51	74	H	UT Martin	70 59								
220	A	Northern Ill.	80 61	99	H	Saint Louis	61 53								

Non-Div I Games:

Southern Ill.

Seasonal Record				Through Games of Jan. 10, 1910						
Average RPI Win:	267	WON-LOST	WINNING	LAST 10	STRENGTH OF	OPP. STRENGTH	TEAM	ADJ.	CONF.	ADJ CONF.
Average RPI Loss:	123	RECORD	PCT. RANK	GAMES	SCHEDULE	OF SCHEDULE	RPI	RPI	RPI	RPI
DIV. I ONLY	9- 4	69	7-3	275	232	175	175	13	13	
DIV. I NON-CONF.	6- 3	90	4-2	292	213	179	179	14	14	

TOTALS	RPI 1-25		RPI 26-50		W-L RECORDS		RPI 51-100		RPI 101-150	RPI 150+
9- 4	0- 1		0- 0		OVERALL		0- 0		1- 2	8- 1
7- 2	0- 0		0- 0		HOME		0- 0		1- 1	6- 1
2- 2	0- 1		0- 0		AWAY		0- 0		0- 1	2- 0
0- 0	0- 0		0- 0		NEUTRAL		0- 0		0- 0	0- 0
6- 3	0- 1		0- 0		NON-CONFERENCE		0- 0		1- 2	5- 0
5- 1	0- 0		0- 0		HOME		0- 0		1- 1	4- 0
1- 2	0- 1		0- 0		AWAY		0- 0		0- 1	1- 0
0- 0	0- 0		0- 0		NEUTRAL		0- 0		0- 0	0- 0
3- 1	0- 0		0- 0		CONFERENCE		0- 0		0- 0	3- 1
2- 1	0- 0		0- 0		HOME		0- 0		0- 0	2- 1
1- 0	0- 0		0- 0		AWAY		0- 0		0- 0	1- 0
0- 0	0- 0		0- 0		NEUTRAL		0- 0		0- 0	0- 0

RPI 1-25				RPI 26-50				RPI 51-100				RPI 101+ Team's RPI: 175			
RPI	S	Opponent	Score	RPI	S	Opponent	Score	RPI	S	Opponent	Score	RPI	S	Opponent	Score
15	A	Mississippi St.	58 91									133	H	Tulane	58 62
												135	H	VCU	51 39
												137	A	Houston	60 75
												205	H	UTEP	72 89
												239	H	Louisiana Tech	66 60
												254	H	Ole Miss	59 53
												255	H	South Alabama	62 55
												261	H	Southeastern La.	62 54
												266	A	North Texas	65 57
												292	H	UTSA	82 65
												348	A	La.-Monroe	57 42
												350	H	Mississippi Val.	84 80
LAST 10 Division I															
266	A	North Texas	65 57	255	H	South Alabama	62 55								
292	H	UTSA	82 65	133	H	Tulane	58 62								
205	H	UTEP	72 89	135	H	VCU	51 39								
239	H	Louisiana Tech	66 60	350	H	Mississippi Val.	84 80								
137	A	Houston	60 75	254	H	Ole Miss	59 53								

Non-Div I Games:	Faulkner	71	59	William Carey	77	47
------------------	----------	----	----	---------------	----	----

Southern Miss.

■ Loss, ■ Non-Conf, S Site, H Home A Away N Neutral

Average RPI Win:	318	WON-LOST	WINNING	LAST 10	STRENGTH OF	OPP. STRENGTH	TEAM	ADJ.	CONF.	ADJ CONF.
Average RPI Loss:	101	RECORD	PCT. RANK	GAMES	SCHEDULE	OF SCHEDULE	RPI	RPI	RPI	RPI
DIV. I ONLY	2- 11	325	2-8	133	87	263	263	31	31	
DIV. I NON-CONF.	0- 9	338	0-6	13	68	241	241	29	29	
TOTALS	RPI 1-25	RPI 26-50	W-L RECORDS	RPI 51-100	RPI 101-150	RPI 150+				
2- 11	0- 0	0- 2	OVERALL	0- 5	0- 2	2- 2				
1- 1	0- 0	0- 0	HOME	0- 0	0- 0	1- 1				
1- 8	0- 0	0- 2	AWAY	0- 4	0- 2	1- 0				
0- 2	0- 0	0- 0	NEUTRAL	0- 1	0- 0	0- 1				
0- 9	0- 0	0- 2	NON-CONFERENCE	0- 4	0- 2	0- 1				
0- 0	0- 0	0- 0	HOME	0- 0	0- 0	0- 0				
0- 7	0- 0	0- 2	AWAY	0- 3	0- 2	0- 0				
0- 2	0- 0	0- 0	NEUTRAL	0- 1	0- 0	0- 1				
2- 2	0- 0	0- 0	CONFERENCE	0- 1	0- 0	2- 1				
1- 1	0- 0	0- 0	HOME	0- 0	0- 0	1- 1				
1- 1	0- 0	0- 0	AWAY	0- 1	0- 0	1- 0				
0- 0	0- 0	0- 0	NEUTRAL	0- 0	0- 0	0- 0				

RPI 1-25				RPI 26-50				RPI 51-100				RPI 101+ Team's RPI: 263			
RPI	S	Opponent	Score	RPI	S	Opponent	Score	RPI	S	Opponent	Score	RPI	S	Opponent	Score
				26	A	Rutgers	58 78	54	N	Washington St.	54 69	128	A	Fordham	52 65
				40	A	Oklahoma St.	59 72	58	A	Nebraska	39 73	140	A	Wichita St.	63 69
								59	A	Texas	39 93	185	H	Jackson St.	51 72
								87	A	Iowa St.	36 69	237	N	UNC Asheville	34 53
								92	A	Texas Southern	56 61	309	A	Prairie View	68 48
												327	H	Grambling	81 57

Non-Div I Games: Tougaloo 100 39 Wiley 78 55

Southern U.

Southern Utah

Through Games Of Jan. 16, 2020

Average RPI Win:	245	WON-LOST	WINNING	LAST 10	STRENGTH OF	OPP. STRENGTH	TEAM	ADJ.	CONF.	ADJ CONF.
Average RPI Loss:	173	RECORD	PCT. RANK	GAMES	SCHEDULE	OF SCHEDULE	RPI	RPI	RPI	RPI
DIV. I ONLY	8- 6	136	5-5	225	251	161	161	21	21	
DIV. I NON-CONF.	6- 3	90	3-2	249	264	125	125	17	17	
TOTALS	RPI 1-25	RPI 26-50	W-L RECORDS	RPI 51-100	RPI 101-150	RPI 150+				
8- 6	0- 1	0- 0	OVERALL	0- 0	0- 1	8- 4				
7- 0	0- 0	0- 0	HOME	0- 0	0- 0	7- 0				
1- 6	0- 1	0- 0	AWAY	0- 0	0- 1	1- 4				
0- 0	0- 0	0- 0	NEUTRAL	0- 0	0- 0	0- 0				
6- 3	0- 1	0- 0	NON-CONFERENCE	0- 0	0- 0	6- 2				
5- 0	0- 0	0- 0	HOME	0- 0	0- 0	5- 0				
1- 3	0- 1	0- 0	AWAY	0- 0	0- 0	1- 2				
0- 0	0- 0	0- 0	NEUTRAL	0- 0	0- 0	0- 0				
2- 3	0- 0	0- 0	CONFERENCE	0- 0	0- 1	2- 2				
2- 0	0- 0	0- 0	HOME	0- 0	0- 0	2- 0				
0- 3	0- 0	0- 0	AWAY	0- 0	0- 1	0- 2				
0- 0	0- 0	0- 0	NEUTRAL	0- 0	0- 0	0- 0				

RPI 1-25				RPI 26-50				RPI 51-100				RPI 101+ Team's RPI: 161			
RPI	S	Opponent	Score	RPI	S	Opponent	Score	RPI	S	Opponent	Score	RPI	S	Opponent	Score
5	A	Oregon St.	45 95									112	A	Montana St.	65 91
												169	A	Montana	74 81
												188	H	Portland St.	71 58
												202	H	UNLV	72 68
												209	H	Cal St. Fullerton	79 63
												214	A	Northern Ariz.	76 84
												228	H	Oral Roberts	72 58
												244	A	Grand Canyon	65 69
												245	H	UC Riverside	79 68
												279	H	Idaho St.	72 65
												281	H	UC Irvine	82 68
												294	A	Denver	73 81
												329	A	Utah Valley	71 58
LAST 10 Division I															
214	A	Northern Ariz.	76 84	245	H	UC Riverside	79 68								
279	H	Idaho St.	72 65	294	A	Denver	73 81								
112	A	Montana St.	65 91	281	H	UC Irvine	82 68								
169	A	Montana	74 81	228	H	Oral Roberts	72 58								
188	H	Portland St.	71 58	5	A	Oregon St.	45 95								

Non-Div I Games:

Southern Utah

■ Loss,
 ■ Non-Conf,
 ■ S Site,
 ■ Home
 ■ A Away
 N Neutral

St. Bonaventure

Through Games Of Jan. 16, 2020

Average RPI Win:	215	WON-LOST	WINNING	LAST 10	STRENGTH OF	OPP. STRENGTH	TEAM	ADJ.	CONF.	ADJ CONF.
Average RPI Loss:	142	RECORD	PCT. RANK	GAMES	SCHEDULE	OF SCHEDULE	RPI	RPI	RPI	RPI
DIV. I ONLY	4- 13	297	3-7	102	255	277	277	12	12	
DIV. I NON-CONF.	3- 10	282	2-4	138	283	294	294	12	12	
TOTALS	RPI 1-25	RPI 26-50	W-L RECORDS	RPI 51-100	RPI 101-150	RPI 150+				
4- 13	0- 0	0- 0	OVERALL	0- 4	0- 4	4- 5				
3- 6	0- 0	0- 0	HOME	0- 2	0- 2	3- 2				
0- 6	0- 0	0- 0	AWAY	0- 2	0- 2	0- 2				
1- 1	0- 0	0- 0	NEUTRAL	0- 0	0- 0	1- 1				
3- 10	0- 0	0- 0	NON-CONFERENCE	0- 3	0- 2	3- 5				
2- 5	0- 0	0- 0	HOME	0- 2	0- 1	2- 2				
0- 4	0- 0	0- 0	AWAY	0- 1	0- 1	0- 2				
1- 1	0- 0	0- 0	NEUTRAL	0- 0	0- 0	1- 1				
1- 3	0- 0	0- 0	CONFERENCE	0- 1	0- 2	1- 0				
1- 1	0- 0	0- 0	HOME	0- 0	0- 1	1- 0				
0- 2	0- 0	0- 0	AWAY	0- 1	0- 1	0- 0				
0- 0	0- 0	0- 0	NEUTRAL	0- 0	0- 0	0- 0				

RPI 1-25				RPI 26-50				RPI 51-100				RPI 101+				Team's RPI: 277	
RPI	S	Opponent	Score	RPI	S	Opponent	Score	RPI	S	Opponent	Score	RPI	S	Opponent	Score		
								57	H	St. John's (NY)	56	68	116	A	Kent St.	58	81
								64	A	Bucknell	60	68	117	H	Massachusetts	52	62
								78	H	Buffalo	36	46	128	A	Fordham	53	79
								99	A	Saint Louis	51	72	149	H	Cornell	42	70
													152	N	Saint Mary's (CA)	57	72
													153	N	Wright St.	57	56
													177	H	Akron	54	63
													187	H	Cleveland St.	62	65
													196	A	Binghamton	67	78
													201	H	George Mason	62	47
													227	H	Niagara	71	67
													280	H	Oakland	80	66
													330	A	Canisius	82	84
LAST 10 Division I																	
				99	A	Saint Louis	51	72	152	N	Saint Mary's (CA)	57	72				
				201	H	George Mason	62	47	153	N	Wright St.	57	56				
				117	H	Massachusetts	52	62	280	H	Oakland	80	66				
				128	A	Fordham	53	79	78	H	Buffalo	36	46				
				149	H	Cornell	42	70	116	A	Kent St.	58	81				

Non-Div I Games:

St. Bonaventure

■ Loss,
 ■ Non-Conf,
 ■ S Site,
 ■ H Home
 ■ A Away
 N Neutral

St. Francis Brooklyn

Through Games Of Jan. 16, 2020

Average RPI Win:	302	WON-LOST	WINNING	LAST 10	STRENGTH OF	OPP. STRENGTH	TEAM	ADJ.	CONF.	ADJ CONF.
Average RPI Loss:	166	RECORD	PCT. RANK	GAMES	SCHEDULE	OF SCHEDULE	RPI	RPI	RPI	RPI
DIV. I ONLY	4- 10	275	3-7	244	280	295	295	29	29	
DIV. I NON-CONF.	3- 7	252	2-4	179	232	257	257	30	30	
TOTALS	RPI 1-25	RPI 26-50	W-L RECORDS	RPI 51-100	RPI 101-150	RPI 150+				
4- 10	0- 1	0- 1	OVERALL	0- 1	0- 2	4- 5				
3- 2	0- 0	0- 0	HOME	0- 0	0- 1	3- 1				
1- 6	0- 1	0- 1	AWAY	0- 0	0- 1	1- 3				
0- 2	0- 0	0- 0	NEUTRAL	0- 1	0- 0	0- 1				
3- 7	0- 1	0- 1	NON-CONFERENCE	0- 1	0- 2	3- 2				
2- 1	0- 0	0- 0	HOME	0- 0	0- 1	2- 0				
1- 4	0- 1	0- 1	AWAY	0- 0	0- 1	1- 1				
0- 2	0- 0	0- 0	NEUTRAL	0- 1	0- 0	0- 1				
1- 3	0- 0	0- 0	CONFERENCE	0- 0	0- 0	1- 3				
1- 1	0- 0	0- 0	HOME	0- 0	0- 0	1- 1				
0- 2	0- 0	0- 0	AWAY	0- 0	0- 0	0- 2				
0- 0	0- 0	0- 0	NEUTRAL	0- 0	0- 0	0- 0				

RPI 1-25				RPI 26-50				RPI 51-100				RPI 101+ Team's RPI: 295			
RPI	S	Opponent	Score	RPI	S	Opponent	Score	RPI	S	Opponent	Score	RPI	S	Opponent	Score
21	A	Princeton	44 76	31	A	Marquette	71 92	82	N	Pacific	62 71	103	A	Boston College	69 106
												105	H	Stony Brook	73 86
												156	A	Robert Morris	44 69
												218	A	Saint Francis (PA)	72 82
												249	H	Army West Point	70 64
												286	H	Loyola Maryland	89 78
												287	N	Ga. Southern	47 78
												318	A	NJIT	69 88
												325	A	Albany (NY)	49 41
												336	H	Fairleigh Dickinson	57 62
												347	H	LIU Brooklyn	88 63
LAST 10 Division I															
156	A	Robert Morris	44 69	82	N	Pacific	62 71								
218	A	Saint Francis (PA)	72 82	325	A	Albany (NY)	49 41								
347	H	LIU Brooklyn	88 63	21	A	Princeton	44 76								
336	H	Fairleigh Dickinson	57 62	318	A	NJIT	69 88								
287	N	Ga. Southern	47 78	286	H	Loyola Maryland	89 78								

Non-Div I Games: East Stroudsburg 84 62

St. Francis Brooklyn

■ Loss,
 ■ Non-Conf,
 ■ S Site,
 ■ Home
 ■ A Away
 N Neutral

St. John's (NY)

Through Games Of Jan. 16, 2020

Average RPI Win:	187	WON-LOST	WINNING	LAST 10	STRENGTH OF	OPP. STRENGTH	TEAM	ADJ.	CONF.	ADJ CONF.
Average RPI Loss:	63	RECORD	PCT. RANK	GAMES	SCHEDULE	OF SCHEDULE	RPI	RPI	RPI	RPI
DIV. I ONLY	10- 7	122	6-4	50	78	57	57	6	6	
DIV. I NON-CONF.	7- 4	100	3-1	38	148	43	43	6	6	
TOTALS	RPI 1-25	RPI 26-50	W-L RECORDS	RPI 51-100	RPI 101-150	RPI 150+				
10- 7	0- 2	1- 2	OVERALL	1- 2	2- 0	6- 1				
6- 1	0- 0	0- 0	HOME	1- 1	1- 0	4- 0				
4- 5	0- 2	1- 2	AWAY	0- 0	1- 0	2- 1				
0- 1	0- 0	0- 0	NEUTRAL	0- 1	0- 0	0- 0				
7- 4	0- 1	1- 1	NON-CONFERENCE	1- 1	1- 0	4- 1				
5- 0	0- 0	0- 0	HOME	1- 0	1- 0	3- 0				
2- 3	0- 1	1- 1	AWAY	0- 0	0- 0	1- 1				
0- 1	0- 0	0- 0	NEUTRAL	0- 1	0- 0	0- 0				
3- 3	0- 1	0- 1	CONFERENCE	0- 1	1- 0	2- 0				
1- 1	0- 0	0- 0	HOME	0- 1	0- 0	1- 0				
2- 2	0- 1	0- 1	AWAY	0- 0	1- 0	1- 0				
0- 0	0- 0	0- 0	NEUTRAL	0- 0	0- 0	0- 0				

RPI	S	Opponent	Score	RPI	S	Opponent	Score	RPI	S	Opponent	Score	RPI	S	Opponent	Score
10	A	DePaul	69 74	31	A	Marquette	85 94	53	H	Wake Forest	82 74	117	H	Massachusetts	82 71
19	A	Florida St.	70 74	43	A	James Madison	73 76	63	N	IUPUI	78 85	143	A	Butler	67 42
				50	A	Yale	80 66	75	H	Villanova	62 67	202	A	UNLV	75 79
												232	A	Xavier	75 67
												235	H	Georgetown	71 54
												247	H	Lafayette	76 44
												249	H	Army West Point	96 60
												262	H	Fairfield	71 69
												277	A	St. Bonaventure	68 56
LAST 10 Division I															
10	A	DePaul	69 74	232	A	Xavier	75 67								
31	A	Marquette	85 94	262	H	Fairfield	71 69								
75	H	Villanova	62 67	19	A	Florida St.	70 74								
235	H	Georgetown	71 54	249	H	Army West Point	96 60								
143	A	Butler	67 42	50	A	Yale	80 66								

Non-Div I Games:

St. John's (NY)

■ Loss,
 ■ Non-Conf,
 ■ S Site,
 ■ Home
 ■ A Away
 N Neutral

Average RPI Win:	126	WON-LOST	WINNING	LAST 10	STRENGTH OF	OPP. STRENGTH	TEAM	ADJ.	CONF.	ADJ CONF.
Average RPI Loss:	35	RECORD	PCT. RANK	GAMES	SCHEDULE	OF SCHEDULE	RPI	RPI	RPI	RPI
DIV. I ONLY	15- 2	12	8-2	18	23	9	9	1	1	
DIV. I NON-CONF.	11- 1	13	4-1	37	47	7	7	1	1	
TOTALS	RPI 1-25	RPI 26-50	W-L RECORDS	RPI 51-100	RPI 101-150	RPI 150+				
15- 2	2- 1	1- 0	OVERALL	5- 1	2- 0	5- 0				
10- 0	1- 0	1- 0	HOME	4- 0	1- 0	3- 0				
2- 2	0- 1	0- 0	AWAY	0- 1	1- 0	1- 0				
3- 0	1- 0	0- 0	NEUTRAL	1- 0	0- 0	1- 0				
11- 1	2- 0	1- 0	NON-CONFERENCE	3- 1	0- 0	5- 0				
7- 0	1- 0	1- 0	HOME	2- 0	0- 0	3- 0				
1- 1	0- 0	0- 0	AWAY	0- 1	0- 0	1- 0				
3- 0	1- 0	0- 0	NEUTRAL	1- 0	0- 0	1- 0				
4- 1	0- 1	0- 0	CONFERENCE	2- 0	2- 0	0- 0				
3- 0	0- 0	0- 0	HOME	2- 0	1- 0	0- 0				
1- 1	0- 1	0- 0	AWAY	0- 0	1- 0	0- 0				
0- 0	0- 0	0- 0	NEUTRAL	0- 0	0- 0	0- 0				

RPI	S	Opponent	Score	RPI	S	Opponent	Score	RPI	S	Opponent	Score	RPI	S	Opponent	Score
7	H	Gonzaga	76 70	35	H	Ohio St.	71 52	54	H	Washington St.	77 58	111	A	California	79 65
11	A	Oregon	55 87					59	A	Texas	64 69	111	H	California	73 40
15	N	Mississippi St.	67 62					68	H	Tennessee	78 51	197	H	Northern Colo.	90 36
								78	H	Buffalo	88 69	230	H	UC Davis	67 55
								81	H	Washington	77 56	231	A	San Francisco	97 71
								88	N	Syracuse	77 59	289	H	Eastern Wash.	92 27
												297	N	California Baptist	83 78
LAST 10 Division I															
11	A	Oregon	55 87	230	H	UC Davis	67 55								
111	A	California	79 65	59	A	Texas	64 69								
111	H	California	73 40	68	H	Tennessee	78 51								
81	H	Washington	77 56	35	H	Ohio St.	71 52								
54	H	Washington St.	77 58	15	N	Mississippi St.	67 62								

Non-Div I Games:

Stanford

Average RPI Win:	264	WON-LOST	WINNING	LAST 10	STRENGTH OF	OPP. STRENGTH	TEAM	ADJ.	CONF.	ADJ CONF.
Average RPI Loss:	123	RECORD	PCT. RANK	GAMES	SCHEDULE	OF SCHEDULE	RPI	RPI	RPI	RPI
DIV. I ONLY	4- 9	268	3-7	124	224	226	226	16	16	
DIV. I NON-CONF.	3- 7	252	2-5	109	240	227	227	16	16	
TOTALS	RPI 1-25	RPI 26-50	W-L RECORDS	RPI 51-100	RPI 101-150	RPI 150+				
4- 9	0- 1	0- 1	OVERALL	0- 2	0- 2	4- 3				
2- 4	0- 0	0- 1	HOME	0- 0	0- 1	2- 2				
2- 4	0- 1	0- 0	AWAY	0- 2	0- 1	2- 0				
0- 1	0- 0	0- 0	NEUTRAL	0- 0	0- 0	0- 1				
3- 7	0- 1	0- 0	NON-CONFERENCE	0- 2	0- 2	3- 2				
2- 2	0- 0	0- 0	HOME	0- 0	0- 1	2- 1				
1- 4	0- 1	0- 0	AWAY	0- 2	0- 1	1- 0				
0- 1	0- 0	0- 0	NEUTRAL	0- 0	0- 0	0- 1				
1- 2	0- 0	0- 1	CONFERENCE	0- 0	0- 0	1- 1				
0- 2	0- 0	0- 1	HOME	0- 0	0- 0	0- 1				
1- 0	0- 0	0- 0	AWAY	0- 0	0- 0	1- 0				
0- 0	0- 0	0- 0	NEUTRAL	0- 0	0- 0	0- 0				

RPI 1-25				RPI 26-50				RPI 51-100				RPI 101+ Team's RPI: 226			
RPI	S	Opponent	Score	RPI	S	Opponent	Score	RPI	S	Opponent	Score	RPI	S	Opponent	Score
16	A	Kentucky	48 67	38	H	FGCU	47 89	67	A	UCF	40 66	119	A	Penn	41 81
								68	A	Tennessee	46 73	139	H	Holy Cross	63 75
												183	H	Bethune-Cookman	55 59
												216	H	Tulsa	66 60
												218	N	Saint Francis (PA)	73 78
												243	A	Kennesaw St.	67 61
												259	H	Lipscomb	59 65
												268	A	Morehead St.	58 55
												330	H	Canisius	68 52
LAST 10 Division I															
				38	H	FGCU	47 89	330	H	Canisius	68 52				
				259	H	Lipscomb	59 65	216	H	Tulsa	66 60				
				243	A	Kennesaw St.	67 61	119	A	Penn	41 81				
				139	H	Holy Cross	63 75	67	A	UCF	40 66				
				183	H	Bethune-Cookman	55 59	68	A	Tennessee	46 73				

Non-Div I Games: Palm Beach Atl. 77 46 Trinity Baptist 116 40 Fla. National 80 37

Stetson

Average RPI Win:	260	WON-LOST	WINNING	LAST 10	STRENGTH OF	OPP. STRENGTH	TEAM	ADJ.	CONF.	ADJ CONF.
Average RPI Loss:	46	RECORD	PCT. RANK	GAMES	SCHEDULE	OF SCHEDULE	RPI	RPI	RPI	RPI
DIV. I ONLY	16- 1	5	10-0	336	256	105	105	28	28	
DIV. I NON-CONF.	11- 1	13	5-0	302	267	79	79	28	28	
TOTALS	RPI 1-25	RPI 26-50	W-L RECORDS	RPI 51-100	RPI 101-150	RPI 150+				
16- 1	0- 0	0- 1	OVERALL	1- 0	1- 0	14- 0				
8- 0	0- 0	0- 0	HOME	1- 0	0- 0	7- 0				
6- 1	0- 0	0- 1	AWAY	0- 0	0- 0	6- 0				
2- 0	0- 0	0- 0	NEUTRAL	0- 0	1- 0	1- 0				
11- 1	0- 0	0- 1	NON-CONFERENCE	1- 0	1- 0	9- 0				
4- 0	0- 0	0- 0	HOME	1- 0	0- 0	3- 0				
5- 1	0- 0	0- 1	AWAY	0- 0	0- 0	5- 0				
2- 0	0- 0	0- 0	NEUTRAL	0- 0	1- 0	1- 0				
5- 0	0- 0	0- 0	CONFERENCE	0- 0	0- 0	5- 0				
4- 0	0- 0	0- 0	HOME	0- 0	0- 0	4- 0				
1- 0	0- 0	0- 0	AWAY	0- 0	0- 0	1- 0				
0- 0	0- 0	0- 0	NEUTRAL	0- 0	0- 0	0- 0				

RPI 1-25			RPI 26-50			RPI 51-100			RPI 101+ Team's RPI: 105		
RPI	S	Opponent	Score	RPI	S	Opponent	Score	RPI	S	Opponent	Score
46	A	Arkansas	58 88	64	H	Bucknell	78 73	123	N	Western Mich.	50 47
								192	H	Iona	59 40
								215	H	Manhattan	59 54
								252	H	Vermont	67 49
								253	H	Maine	73 69
								272	H	Sacred Heart	54 50
								284	A	Wagner	66 45
								291	A	New Hampshire	53 44
								295	A	St. Francis Brooklyn	86 73
								298	N	Morgan St.	63 56
								302	A	Pittsburgh	59 56
								314	H	UMBC	57 45
								320	A	Hofstra	81 38
								337	H	Hartford	66 55
								347	A	LIU Brooklyn	80 49
LAST 10 Division I											
337	H	Hartford	66 55	64	H	Bucknell	78 73				
291	A	New Hampshire	53 44	123	N	Western Mich.	50 47				
252	H	Vermont	67 49	298	N	Morgan St.	63 56				
253	H	Maine	73 69	284	A	Wagner	66 45				
314	H	UMBC	57 45	302	A	Pittsburgh	59 56				

Non-Div I Games: Molloy 66 49

Stony Brook

Average RPI Win:	176	WON-LOST	WINNING	LAST 10	STRENGTH OF	OPP. STRENGTH	TEAM	ADJ.	CONF.	ADJ CONF.
Average RPI Loss:	43	RECORD	PCT. RANK	GAMES	SCHEDULE	OF SCHEDULE	RPI	RPI	RPI	RPI
DIV. I ONLY	8- 8	173	4-6	27	14	88	88	3	3	
DIV. I NON-CONF.	6- 5	151	2-3	70	58	115	115	3	3	
TOTALS	RPI 1-25	RPI 26-50	W-L RECORDS	RPI 51-100	RPI 101-150	RPI 150+				
8- 8	1- 3	0- 3	OVERALL	2- 1	2- 0	3- 1				
6- 2	1- 1	0- 1	HOME	1- 0	1- 0	3- 0				
0- 3	0- 1	0- 1	AWAY	0- 1	0- 0	0- 0				
2- 3	0- 1	0- 1	NEUTRAL	1- 0	1- 0	0- 1				
6- 5	0- 2	0- 1	NON-CONFERENCE	2- 1	1- 0	3- 1				
4- 1	0- 1	0- 0	HOME	1- 0	0- 0	3- 0				
0- 1	0- 0	0- 0	AWAY	0- 1	0- 0	0- 0				
2- 3	0- 1	0- 1	NEUTRAL	1- 0	1- 0	0- 1				
2- 3	1- 1	0- 2	CONFERENCE	0- 0	1- 0	0- 0				
2- 1	1- 0	0- 1	HOME	0- 0	1- 0	0- 0				
0- 2	0- 1	0- 1	AWAY	0- 0	0- 0	0- 0				
0- 0	0- 0	0- 0	NEUTRAL	0- 0	0- 0	0- 0				

RPI 1-25				RPI 26-50				RPI 51-100				RPI 101+			
RPI	S	Opponent	Score	RPI	S	Opponent	Score	RPI	S	Opponent	Score	RPI	S	Opponent	Score
3	A	Louisville	58 62	27	H	Georgia Tech	64 82	55	A	Michigan	76 84	124	H	Notre Dame	74 63
9	N	Stanford	59 77	32	N	West Virginia	69 71	94	H	Ohio	66 54	137	N	Houston	87 62
11	H	Oregon	64 81	41	A	Miami (FL)	62 77	95	N	Michigan St.	77 63	164	N	Green Bay	73 79
19	H	Florida St.	90 89									301	H	UMES	65 50
												314	H	UMBC	82 48
												325	H	Albany (NY)	75 53
LAST 10 Division I															
27	H	Georgia Tech	64 82	32	N	West Virginia	69 71								
41	A	Miami (FL)	62 77	95	N	Michigan St.	77 63								
124	H	Notre Dame	74 63	314	H	UMBC	82 48								
19	H	Florida St.	90 89	55	A	Michigan	76 84								
3	A	Louisville	58 62	164	N	Green Bay	73 79								

Non-Div I Games:

Syracuse

■ Loss,
■ Non-Conf,
■ S Site,
■ H Home
■ A Away
N Neutral

Average RPI Win:	159	WON-LOST	WINNING	LAST 10	STRENGTH OF	OPP. STRENGTH	TEAM	ADJ.	CONF.	ADJ CONF.
Average RPI Loss:	86	RECORD	PCT. RANK	GAMES	SCHEDULE	OF SCHEDULE	RPI	RPI	RPI	RPI
DIV. I ONLY	12- 3	35	7-3	54	84	30	30	4	4	
DIV. I NON-CONF.	9- 2	39	4-2	130	80	35	35	4	4	
TOTALS	RPI 1-25	RPI 26-50	W-L RECORDS	RPI 51-100	RPI 101-150	RPI 150+				
12- 3	0- 1	0- 1	OVERALL	5- 0	2- 0	5- 1				
8- 1	0- 0	0- 0	HOME	3- 0	2- 0	3- 1				
4- 2	0- 1	0- 1	AWAY	2- 0	0- 0	2- 0				
0- 0	0- 0	0- 0	NEUTRAL	0- 0	0- 0	0- 0				
9- 2	0- 1	0- 1	NON-CONFERENCE	2- 0	2- 0	5- 0				
7- 0	0- 0	0- 0	HOME	2- 0	2- 0	3- 0				
2- 2	0- 1	0- 1	AWAY	0- 0	0- 0	2- 0				
0- 0	0- 0	0- 0	NEUTRAL	0- 0	0- 0	0- 0				
3- 1	0- 0	0- 0	CONFERENCE	3- 0	0- 0	0- 1				
1- 1	0- 0	0- 0	HOME	1- 0	0- 0	0- 1				
2- 0	0- 0	0- 0	AWAY	2- 0	0- 0	0- 0				
0- 0	0- 0	0- 0	NEUTRAL	0- 0	0- 0	0- 0				

RPI 1-25				RPI 26-50				Team's RPI: 30		RPI 51-100				RPI 101+			
RPI	S	Opponent	Score	RPI	S	Opponent	Score			RPI	S	Opponent	Score	RPI	S	Opponent	Score
20	A	Texas A&M	68 70	47	A	Middle Tenn.	70 82			59	A	Texas	65 63	148	H	Auburn	80 65
										69	H	Kansas	73 59	149	H	Cornell	59 49
										87	A	Iowa St.	77 74	156	H	Robert Morris	66 61
										94	H	Ohio	79 72	190	H	Texas Tech	76 80
										100	H	Boise St.	77 65	203	A	SMU	57 56
														249	A	Army West Point	66 52
														293	H	Texas St.	79 52
														296	H	Nicholls St.	72 47
LAST 10 Division I																	
				87	A	Iowa St.	77 74			293	H	Texas St.	79 52				
				69	H	Kansas	73 59			94	H	Ohio	79 72				
				190	H	Texas Tech	76 80			20	A	Texas A&M	68 70				
				59	A	Texas	65 63			148	H	Auburn	80 65				
				47	A	Middle Tenn.	70 82			100	H	Boise St.	77 65				

Non-Div I Games:

TCU

■ Loss,
 ■ Non-Conf, S Site,
 ■ Home
 ■ Away
 N Neutral

Average RPI Win:	162	WON-LOST	WINNING	LAST 10	STRENGTH OF	OPP. STRENGTH	TEAM	ADJ.	CONF.	ADJ CONF.
Average RPI Loss:	48	RECORD	PCT. RANK	GAMES	SCHEDULE	OF SCHEDULE	RPI	RPI	RPI	RPI
DIV. I ONLY	11- 6	85	7-3	36	38	52	52	8	8	
DIV. I NON-CONF.	7- 5	130	3-3	29	50	64	64	8	8	
TOTALS	RPI 1-25	RPI 26-50	W-L RECORDS	RPI 51-100	RPI 101-150	RPI 150+				
11- 6	0- 3	0- 1	OVERALL	3- 1	2- 0	6- 1				
6- 3	0- 2	0- 1	HOME	2- 0	1- 0	3- 0				
5- 1	0- 0	0- 0	AWAY	1- 0	1- 0	3- 1				
0- 2	0- 1	0- 0	NEUTRAL	0- 1	0- 0	0- 0				
7- 5	0- 2	0- 1	NON-CONFERENCE	2- 1	1- 0	4- 1				
4- 2	0- 1	0- 1	HOME	1- 0	1- 0	2- 0				
3- 1	0- 0	0- 0	AWAY	1- 0	0- 0	2- 1				
0- 2	0- 1	0- 0	NEUTRAL	0- 1	0- 0	0- 0				
4- 1	0- 1	0- 0	CONFERENCE	1- 0	1- 0	2- 0				
2- 1	0- 1	0- 0	HOME	1- 0	0- 0	1- 0				
2- 0	0- 0	0- 0	AWAY	0- 0	1- 0	1- 0				
0- 0	0- 0	0- 0	NEUTRAL	0- 0	0- 0	0- 0				

RPI 1-25				RPI 26-50				RPI 51-100				Team's RPI: 52	RPI 101+			
RPI	S	Opponent	Score	RPI	S	Opponent	Score	RPI	S	Opponent	Score		RPI	S	Opponent	Score
2	H	South Carolina	71 78	38	H	FGCU	67 93	61	N	North Carolina	58 71		114	H	Duquesne	85 72
4	H	UConn	54 83					64	A	Bucknell	72 61		137	A	Houston	61 58
18	N	Creighton	59 69					75	H	Villanova	74 69		167	A	Saint Joseph's	63 67
								80	H	South Fla.	69 66		198	A	La Salle	72 69
													203	H	SMU	85 62
													204	A	Towson	74 59
													216	A	Tulsa	74 65
													232	H	Xavier	78 65
													262	H	Fairfield	77 59
LAST 10 Division I																
80	H	South Fla.	69 66	38	H	FGCU	67 93	75	H	Villanova	74 69		2	H	South Carolina	71 78
203	H	SMU	85 62					204	A	Towson	74 59		18	N	Creighton	59 69
137	A	Houston	61 58													
216	A	Tulsa	74 65													
198	A	La Salle	72 69													

Non-Div I Games:

Temple

Tennessee

Through Games Of Jan. 16, 2020

Average RPI Win:	212	WON-LOST	WINNING	LAST 10	STRENGTH OF	OPP. STRENGTH	TEAM	ADJ.	CONF.	ADJ CONF.
Average RPI Loss:	28	RECORD	PCT. RANK	GAMES	SCHEDULE	OF SCHEDULE	RPI	RPI	RPI	RPI
DIV. I ONLY	14- 3	26	7-3	251	61	68	68	5	5	
DIV. I NON-CONF.	10- 2	30	3-2	310	101	117	117	5	5	
TOTALS	RPI 1-25	RPI 26-50	W-L RECORDS	RPI 51-100	RPI 101-150	RPI 150+				
14- 3	0- 2	0- 0	OVERALL	1- 1	2- 0	11- 0				
9- 1	0- 0	0- 0	HOME	1- 1	0- 0	8- 0				
5- 2	0- 2	0- 0	AWAY	0- 0	2- 0	3- 0				
0- 0	0- 0	0- 0	NEUTRAL	0- 0	0- 0	0- 0				
10- 2	0- 1	0- 0	NON-CONFERENCE	0- 1	1- 0	9- 0				
7- 1	0- 0	0- 0	HOME	0- 1	0- 0	7- 0				
3- 1	0- 1	0- 0	AWAY	0- 0	1- 0	2- 0				
0- 0	0- 0	0- 0	NEUTRAL	0- 0	0- 0	0- 0				
4- 1	0- 1	0- 0	CONFERENCE	1- 0	1- 0	2- 0				
2- 0	0- 0	0- 0	HOME	1- 0	0- 0	1- 0				
2- 1	0- 1	0- 0	AWAY	0- 0	1- 0	1- 0				
0- 0	0- 0	0- 0	NEUTRAL	0- 0	0- 0	0- 0				

RPI	S	Opponent	Score	RPI	S	Opponent	Score	RPI	S	Opponent	Score	RPI	S	Opponent	Score
9	A	Stanford	51 78					59	H	Texas	60 66	124	A	Notre Dame	74 63
16	A	Kentucky	76 80					71	H	Georgia	73 56	142	A	Florida	78 50
												154	H	Missouri	77 66
												188	A	Portland St.	88 61
												210	A	ETSU	72 68
												219	H	Howard	88 38
												226	H	Stetson	73 46
												240	H	Central Ark.	63 36
												251	H	Colorado St.	79 41
												254	A	Ole Miss	84 28
												256	H	Ark.-Pine Bluff	92 51
												304	H	Air Force	81 54
												332	H	Tennessee St.	73 43
LAST 10 Division I															
142	A	Florida	78 50	219	H	Howard	88 38								
71	H	Georgia	73 56	188	A	Portland St.	88 61								
254	A	Ole Miss	84 28	9	A	Stanford	51 78								
16	A	Kentucky	76 80	251	H	Colorado St.	79 41								
154	H	Missouri	77 66	59	H	Texas	60 66								

Non-Div I Games:

Tennessee

■ Loss,
 ■ Non-Conf,
 ■ S Site,
 ■ H Home
 ■ A Away
 N Neutral

Average RPI Win:	0	WON-LOST	WINNING	LAST 10	STRENGTH OF	OPP. STRENGTH	TEAM	ADJ.	CONF.	ADJ CONF.
Average RPI Loss:	187	RECORD	PCT. RANK	GAMES	SCHEDULE	OF SCHEDULE	RPI	RPI	RPI	RPI
DIV. I ONLY	0- 13	347	0-10	150	328	332	332	20	20	
DIV. I NON-CONF.	0- 8	338	0-5	80	323	315	315	21	21	
TOTALS	RPI 1-25	RPI 26-50	W-L RECORDS	RPI 51-100	RPI 101-150	RPI 150+				
0- 13	0- 0	0- 0	OVERALL	0- 4	0- 0	0- 9				
0- 8	0- 0	0- 0	HOME	0- 1	0- 0	0- 7				
0- 5	0- 0	0- 0	AWAY	0- 3	0- 0	0- 2				
0- 0	0- 0	0- 0	NEUTRAL	0- 0	0- 0	0- 0				
0- 8	0- 0	0- 0	NON-CONFERENCE	0- 3	0- 0	0- 5				
0- 5	0- 0	0- 0	HOME	0- 1	0- 0	0- 4				
0- 3	0- 0	0- 0	AWAY	0- 2	0- 0	0- 1				
0- 0	0- 0	0- 0	NEUTRAL	0- 0	0- 0	0- 0				
0- 5	0- 0	0- 0	CONFERENCE	0- 1	0- 0	0- 4				
0- 3	0- 0	0- 0	HOME	0- 0	0- 0	0- 3				
0- 2	0- 0	0- 0	AWAY	0- 1	0- 0	0- 1				
0- 0	0- 0	0- 0	NEUTRAL	0- 0	0- 0	0- 0				

RPI 1-25				RPI 26-50				RPI 51-100				RPI 101+ Team's RPI: 332			
RPI	S	Opponent	Score	RPI	S	Opponent	Score	RPI	S	Opponent	Score	RPI	S	Opponent	Score
								51	A	Arizona	42 77	165	A	Southeast Mo. St.	54 83
								56	H	Vanderbilt	55 106	171	H	Columbia	65 75
								68	A	Tennessee	43 73	176	H	North Ala.	63 88
								74	A	UT Martin	71 88	241	H	Eastern Ill.	52 73
												255	A	South Alabama	48 70
												259	H	Lipscomb	64 74
												268	H	Morehead St.	47 84
												313	H	SIUE	63 76
												328	H	Alcorn	57 62
LAST 10 Division I															
				268	H	Morehead St.	47 84					171	H	Columbia	65 75
				165	A	Southeast Mo. St.	54 83					51	A	Arizona	42 77
				74	A	UT Martin	71 88					259	H	Lipscomb	64 74
				313	H	SIUE	63 76					255	A	South Alabama	48 70
				241	H	Eastern Ill.	52 73					56	H	Vanderbilt	55 106

Non-Div I Games: Wilberforce 83 65 Fisk 91 50

Tennessee St.

Tennessee Tech

Through Games Of Jan. 16, 2020

Average RPI Win:	260	WON-LOST	WINNING	LAST 10	STRENGTH OF	OPP. STRENGTH	TEAM	ADJ.	CONF.	ADJ CONF.
Average RPI Loss:	104	RECORD	PCT. RANK	GAMES	SCHEDULE	OF SCHEDULE	RPI	RPI	RPI	RPI
DIV. I ONLY	10- 4	65	8-2	337	144	159	159	20	20	
DIV. I NON-CONF.	5- 4	140	3-2	344	66	231	231	21	21	
TOTALS	RPI 1-25	RPI 26-50	W-L RECORDS	RPI 51-100	RPI 101-150	RPI 150+				
10- 4	0- 0	0- 1	OVERALL	0- 2	2- 0	8- 1				
4- 0	0- 0	0- 0	HOME	0- 0	1- 0	3- 0				
5- 3	0- 0	0- 1	AWAY	0- 2	1- 0	4- 0				
1- 1	0- 0	0- 0	NEUTRAL	0- 0	0- 0	1- 1				
5- 4	0- 0	0- 1	NON-CONFERENCE	0- 2	1- 0	4- 1				
2- 0	0- 0	0- 0	HOME	0- 0	0- 0	2- 0				
2- 3	0- 0	0- 1	AWAY	0- 2	1- 0	1- 0				
1- 1	0- 0	0- 0	NEUTRAL	0- 0	0- 0	1- 1				
5- 0	0- 0	0- 0	CONFERENCE	0- 0	1- 0	4- 0				
2- 0	0- 0	0- 0	HOME	0- 0	1- 0	1- 0				
3- 0	0- 0	0- 0	AWAY	0- 0	0- 0	3- 0				
0- 0	0- 0	0- 0	NEUTRAL	0- 0	0- 0	0- 0				

RPI 1-25				RPI 26-50				RPI 51-100				RPI 101+				Team's RPI: 159	
RPI	S	Opponent	Score	RPI	S	Opponent	Score	RPI	S	Opponent	Score	RPI	S	Opponent	Score		
				47	A	Middle Tenn.	58 64	56	A	Vanderbilt	61 75	146	H	Austin Peay	58 49		
								91	A	Southern Ill.	65 76	150	A	Samford	72 57		
												211	H	Murray St.	77 72		
												220	N	Northern Ill.	74 82		
												259	H	Lipscomb	78 58		
												260	A	Eastern Ky.	60 42		
												268	A	Morehead St.	75 55		
												307	N	Detroit Mercy	69 47		
												313	A	SIUE	65 50		
												333	A	Western Caro.	62 58		
												348	H	La.-Monroe	75 68		
LAST 10 Division I																	
				313	A	SIUE	65 50	259	H	Lipscomb	78 58						
				211	H	Murray St.	77 72	333	A	Western Caro.	62 58						
				146	H	Austin Peay	58 49	56	A	Vanderbilt	61 75						
				268	A	Morehead St.	75 55	307	N	Detroit Mercy	69 47						
				260	A	Eastern Ky.	60 42	220	N	Northern Ill.	74 82						

Non-Div I Games: Tenn. Wesleyan 94 45 Cumberland (TN) 88 51

Tennessee Tech

Loss, Non-Conf, S Site, H Home A Away N Neutral

Average RPI Win: 193	WON-LOST	WINNING	LAST 10	STRENGTH OF	OPP. STRENGTH	TEAM	ADJ.	CONF.	ADJ CONF.
Average RPI Loss: 67	RECORD	PCT. RANK	GAMES	SCHEDULE	OF SCHEDULE	RPI	RPI	RPI	RPI
DIV. I ONLY	10- 6	101	7-3	30	141	59	59	4	4
DIV. I NON-CONF.	8- 4	90	5-1	97	175	88	88	4	4
TOTALS	RPI 1-25	RPI 26-50	W-L RECORDS	RPI 51-100	RPI 101-150	RPI 150+			
10- 6	1- 1	0- 2	OVERALL	3- 2	0- 0	6- 1			
7- 2	1- 0	0- 1	HOME	1- 1	0- 0	5- 0			
2- 3	0- 0	0- 1	AWAY	2- 1	0- 0	0- 1			
1- 1	0- 1	0- 0	NEUTRAL	0- 0	0- 0	1- 0			
8- 4	1- 1	0- 0	NON-CONFERENCE	2- 2	0- 0	5- 1			
6- 1	1- 0	0- 0	HOME	1- 1	0- 0	4- 0			
1- 2	0- 0	0- 0	AWAY	1- 1	0- 0	0- 1			
1- 1	0- 1	0- 0	NEUTRAL	0- 0	0- 0	1- 0			
2- 2	0- 0	0- 2	CONFERENCE	1- 0	0- 0	1- 0			
1- 1	0- 0	0- 1	HOME	0- 0	0- 0	1- 0			
1- 1	0- 0	0- 1	AWAY	1- 0	0- 0	0- 0			
0- 0	0- 0	0- 0	NEUTRAL	0- 0	0- 0	0- 0			

RPI 1-25				RPI 26-50				RPI 51-100				Team's RPI: 59	RPI 101+			
RPI	S	Opponent	Score	RPI	S	Opponent	Score	RPI	S	Opponent	Score		RPI	S	Opponent	Score
9	H	Stanford	69 64	30	H	TCU	63 65	51	H	Arizona	58 83		190	H	Texas Tech	92 66
17	N	NC State	73 84	32	A	West Virginia	63 68	68	A	Tennessee	66 60		194	A	Hawaii	60 73
								80	A	South Fla.	57 64		263	H	Southern U.	93 39
								87	A	Iowa St.	81 75		266	N	North Texas	63 57
								94	H	Ohio	73 60		292	H	UTSA	84 53
													319	H	UTRGV	85 69
													344	H	Northwestern St.	91 49
LAST 10 Division I																
190	H	Texas Tech	92 66	9	H	Stanford	69 64									
32	A	West Virginia	63 68	94	H	Ohio	73 60									
87	A	Iowa St.	81 75	68	A	Tennessee	66 60									
30	H	TCU	63 65	194	A	Hawaii	60 73									
344	H	Northwestern St.	91 49	266	N	North Texas	63 57									

Non-Div I Games:

Texas

■ Loss,
■ Non-Conf,
■ S Site,
■ H Home
■ A Away
N Neutral

Average RPI Win:	134	WON-LOST	WINNING	LAST 10	STRENGTH OF	OPP. STRENGTH	TEAM	ADJ.	CONF.	ADJ CONF.
Average RPI Loss:	23	RECORD	PCT. RANK	GAMES	SCHEDULE	OF SCHEDULE	RPI	RPI	RPI	RPI
DIV. I ONLY	14- 3	26	8-2	28	22	20	20	5	5	
DIV. I NON-CONF.	12- 1	9	6-0	65	14	12	12	5	5	
TOTALS	RPI 1-25	RPI 26-50	W-L RECORDS	RPI 51-100	RPI 101-150	RPI 150+				
14- 3	0- 2	5- 1	OVERALL	0- 0	4- 0	5- 0				
9- 1	0- 0	3- 1	HOME	0- 0	1- 0	5- 0				
3- 1	0- 1	1- 0	AWAY	0- 0	2- 0	0- 0				
2- 1	0- 1	1- 0	NEUTRAL	0- 0	1- 0	0- 0				
12- 1	0- 1	4- 0	NON-CONFERENCE	0- 0	4- 0	4- 0				
8- 0	0- 0	3- 0	HOME	0- 0	1- 0	4- 0				
2- 0	0- 0	0- 0	AWAY	0- 0	2- 0	0- 0				
2- 1	0- 1	1- 0	NEUTRAL	0- 0	1- 0	0- 0				
2- 2	0- 1	1- 1	CONFERENCE	0- 0	0- 0	1- 0				
1- 1	0- 0	0- 1	HOME	0- 0	0- 0	1- 0				
1- 1	0- 1	1- 0	AWAY	0- 0	0- 0	0- 0				
0- 0	0- 0	0- 0	NEUTRAL	0- 0	0- 0	0- 0				

RPI 1-25				RPI 26-50				RPI 51-100				RPI 101+			
RPI	S	Opponent	Score	RPI	S	Opponent	Score	RPI	S	Opponent	Score	RPI	S	Opponent	Score
16	A	Kentucky	54 76	27	N	Georgia Tech	60 48					110	A	Southern California	74 64
19	N	Florida St.	58 80	30	H	TCU	70 68					112	N	Montana St.	78 67
				33	H	LSU	54 57					136	A	Rice	62 61
				40	H	Oklahoma St.	74 62					137	H	Houston	72 43
				44	H	Duke	79 58					186	H	A&M-Corpus Christi	85 48
				46	A	Arkansas	84 77					207	H	Little Rock	78 35
												240	H	Central Ark.	76 46
												254	H	Ole Miss	79 35
												309	H	Prairie View	80 38
LAST 10 Division I															
16	A	Kentucky	54 76	112	N	Montana St.	78 67								
33	H	LSU	54 57	27	N	Georgia Tech	60 48								
254	H	Ole Miss	79 35	137	H	Houston	72 43								
46	A	Arkansas	84 77	30	H	TCU	70 68								
186	H	A&M-Corpus Christi	85 48	40	H	Oklahoma St.	74 62								

Non-Div I Games:

Texas A&M

Texas Southern

Through Games Of Jan. 16, 2020

Average RPI Win:	224	WON-LOST	WINNING	LAST 10	STRENGTH OF	OPP. STRENGTH	TEAM	ADJ.	CONF.	ADJ CONF.
Average RPI Loss:	74	RECORD	PCT. RANK	GAMES	SCHEDULE	OF SCHEDULE	RPI	RPI	RPI	RPI
DIV. I ONLY	8- 6	136	7-3	142	94	92	92	31	31	
DIV. I NON-CONF.	5- 6	187	4-3	22	52	53	53	29	29	
TOTALS	RPI 1-25	RPI 26-50	W-L RECORDS	RPI 51-100	RPI 101-150	RPI 150+				
8- 6	0- 2	0- 1	OVERALL	0- 1	3- 1	5- 1				
4- 0	0- 0	0- 0	HOME	0- 0	1- 0	3- 0				
4- 4	0- 2	0- 1	AWAY	0- 1	2- 0	2- 0				
0- 2	0- 0	0- 0	NEUTRAL	0- 0	0- 1	0- 1				
5- 6	0- 2	0- 1	NON-CONFERENCE	0- 1	3- 1	2- 1				
1- 0	0- 0	0- 0	HOME	0- 0	1- 0	0- 0				
4- 4	0- 2	0- 1	AWAY	0- 1	2- 0	2- 0				
0- 2	0- 0	0- 0	NEUTRAL	0- 0	0- 1	0- 1				
3- 0	0- 0	0- 0	CONFERENCE	0- 0	0- 0	3- 0				
3- 0	0- 0	0- 0	HOME	0- 0	0- 0	3- 0				
0- 0	0- 0	0- 0	AWAY	0- 0	0- 0	0- 0				
0- 0	0- 0	0- 0	NEUTRAL	0- 0	0- 0	0- 0				

RPI 1-25				RPI 26-50				RPI 51-100				RPI 101+			
RPI	S	Opponent	Score	RPI	S	Opponent	Score	RPI	S	Opponent	Score	RPI	S	Opponent	Score
7	A	Gonzaga	45 80	42	A	Colorado	50 74	87	A	Iowa St.	59 79	109	A	UT Arlington	74 63
11	A	Oregon	63 99									133	A	Tulane	72 62
												134	N	Utah	52 61
												136	H	Rice	63 56
												162	N	UAB	68 84
												194	A	Hawaii	74 57
												263	H	Southern U.	61 56
												309	H	Prairie View	88 65
												319	A	UTRGV	71 44
												328	H	Alcorn	105 70
LAST 10 Division I															
309	H	Prairie View	88 65	133	A	Tulane	72 62								
328	H	Alcorn	105 70	7	A	Gonzaga	45 80								
263	H	Southern U.	61 56	136	H	Rice	63 56								
109	A	UT Arlington	74 63	42	A	Colorado	50 74								
162	N	UAB	68 84	194	A	Hawaii	74 57								

Non-Div I Games:

Texas Southern

■ Loss,
 ■ Non-Conf,
 ■ S Site,
 ■ Home
 ■ A Away
 N Neutral

Average RPI Win:	214	WON-LOST	WINNING	LAST 10	STRENGTH OF	OPP. STRENGTH	TEAM	ADJ.	CONF.	ADJ CONF.
Average RPI Loss:	198	RECORD	PCT. RANK	GAMES	SCHEDULE	OF SCHEDULE	RPI	RPI	RPI	RPI
DIV. I ONLY	5- 9	244	3-7	281	263	293	293	22	22	
DIV. I NON-CONF.	5- 4	140	3-2	227	250	149	149	22	22	
TOTALS	RPI 1-25	RPI 26-50	W-L RECORDS	RPI 51-100	RPI 101-150	RPI 150+				
5- 9	0- 0	0- 1	OVERALL	0- 1	1- 1	4- 6				
4- 3	0- 0	0- 0	HOME	0- 0	1- 0	3- 3				
1- 6	0- 0	0- 1	AWAY	0- 1	0- 1	1- 3				
0- 0	0- 0	0- 0	NEUTRAL	0- 0	0- 0	0- 0				
5- 4	0- 0	0- 1	NON-CONFERENCE	0- 1	1- 0	4- 2				
4- 0	0- 0	0- 0	HOME	0- 0	1- 0	3- 0				
1- 4	0- 0	0- 1	AWAY	0- 1	0- 0	1- 2				
0- 0	0- 0	0- 0	NEUTRAL	0- 0	0- 0	0- 0				
0- 5	0- 0	0- 0	CONFERENCE	0- 0	0- 1	0- 4				
0- 3	0- 0	0- 0	HOME	0- 0	0- 0	0- 3				
0- 2	0- 0	0- 0	AWAY	0- 0	0- 1	0- 1				
0- 0	0- 0	0- 0	NEUTRAL	0- 0	0- 0	0- 0				

RPI S	Opponent	Score	RPI S	Opponent	Score	RPI S	Opponent	Score	RPI S	Opponent	Score	Team's RPI: 293
30	A TCU	52 79	69	A Kansas	48 68	104	A Coastal Caro.	67 75	113	H New Orleans	51 49	
						151	A Dartmouth	61 51	186	H A&M-Corpus Christi	57 48	
						207	H Little Rock	66 78	212	H Arkansas St.	53 56	
						228	A Oral Roberts	57 63	282	A Appalachian St.	65 73	
						292	H UTSA	74 69	298	A Morgan St.	62 72	
						328	H Alcorn	67 59	348	H La.-Monroe	55 58	
LAST 10 Division I												
348	H La.-Monroe	55 58	328	H Alcorn	67 59							
282	A Appalachian St.	65 73	30	A TCU	52 79							
104	A Coastal Caro.	67 75	298	A Morgan St.	62 72							
212	H Arkansas St.	53 56	151	A Dartmouth	61 51							
207	H Little Rock	66 78	292	H UTSA	74 69							

Non-Div I Games: Texas Lutheran 72 31 Tex. Permian Basin 83 45

Texas St.

Texas Tech

Through Games Of Jan. 16, 2020

Average RPI Win:	259	WON-LOST	WINNING	LAST 10	STRENGTH OF	OPP. STRENGTH	TEAM	ADJ.	CONF.	ADJ CONF.
Average RPI Loss:	101	RECORD	PCT. RANK	GAMES	SCHEDULE	OF SCHEDULE	RPI	RPI	RPI	RPI
DIV. I ONLY	12- 3	35	7-3	334	222	190	190	4	4	
DIV. I NON-CONF.	11- 0	1	6-0	351	328	166	166	4	4	
TOTALS	RPI 1-25	RPI 26-50	W-L RECORDS	RPI 51-100	RPI 101-150	RPI 150+				
12- 3	0- 0	1- 0	OVERALL	0- 2	1- 0	10- 1				
9- 2	0- 0	0- 0	HOME	0- 1	1- 0	8- 1				
2- 1	0- 0	1- 0	AWAY	0- 1	0- 0	1- 0				
1- 0	0- 0	0- 0	NEUTRAL	0- 0	0- 0	1- 0				
11- 0	0- 0	0- 0	NON-CONFERENCE	0- 0	1- 0	10- 0				
9- 0	0- 0	0- 0	HOME	0- 0	1- 0	8- 0				
1- 0	0- 0	0- 0	AWAY	0- 0	0- 0	1- 0				
1- 0	0- 0	0- 0	NEUTRAL	0- 0	0- 0	1- 0				
1- 3	0- 0	1- 0	CONFERENCE	0- 2	0- 0	0- 1				
0- 2	0- 0	0- 0	HOME	0- 1	0- 0	0- 1				
1- 1	0- 0	1- 0	AWAY	0- 1	0- 0	0- 0				
0- 0	0- 0	0- 0	NEUTRAL	0- 0	0- 0	0- 0				

RPI 1-25				RPI 26-50				RPI 51-100				RPI 101+				Team's RPI: 190	
RPI	S	Opponent	Score	RPI	S	Opponent	Score	RPI	S	Opponent	Score	RPI	S	Opponent	Score		
				30	A	TCU	80 76	59	A	Texas	66 92	132	H	Sam Houston St.	99 57		
								87	H	Iowa St.	66 96	158	H	Kansas St.	72 76		
												168	A	San Diego	64 60		
												254	H	Ole Miss	84 48		
												256	H	Ark.-Pine Bluff	81 55		
												292	H	UTSA	115 58		
												300	H	Houston Baptist	59 51		
												309	H	Prairie View	82 48		
												324	N	Purdue Fort Wayne	82 48		
												344	H	Northwestern St.	79 49		
												348	H	La.-Monroe	83 38		
												351	H	Florida A&M	98 60		
LAST 10 Division I																	
				59	A	Texas	66 92	348	H	La.-Monroe	83 38						
				158	H	Kansas St.	72 76	256	H	Ark.-Pine Bluff	81 55						
				30	A	TCU	80 76	309	H	Prairie View	82 48						
				87	H	Iowa St.	66 96	300	H	Houston Baptist	59 51						
				292	H	UTSA	115 58	254	H	Ole Miss	84 48						

Non-Div I Games:

Texas Tech

Loss, Non-Conf, S Site, H Home A Away N Neutral

Average RPI Win:	200	WON-LOST	WINNING	LAST 10	STRENGTH OF	OPP. STRENGTH	TEAM	ADJ.	CONF.	ADJ CONF.
Average RPI Loss:	125	RECORD	PCT. RANK	GAMES	SCHEDULE	OF SCHEDULE	RPI	RPI	RPI	RPI
DIV. I ONLY	8- 7	155	7-3	164	180	163	163	10	10	
DIV. I NON-CONF.	5- 6	187	4-2	221	210	217	217	10	10	
TOTALS	RPI 1-25	RPI 26-50	W-L RECORDS	RPI 51-100	RPI 101-150	RPI 150+				
8- 7	0- 0	0- 0	OVERALL	3- 2	0- 3	5- 2				
4- 3	0- 0	0- 0	HOME	2- 1	0- 0	2- 2				
3- 3	0- 0	0- 0	AWAY	0- 0	0- 3	3- 0				
1- 1	0- 0	0- 0	NEUTRAL	1- 1	0- 0	0- 0				
5- 6	0- 0	0- 0	NON-CONFERENCE	2- 2	0- 2	3- 2				
2- 3	0- 0	0- 0	HOME	1- 1	0- 0	1- 2				
2- 2	0- 0	0- 0	AWAY	0- 0	0- 2	2- 0				
1- 1	0- 0	0- 0	NEUTRAL	1- 1	0- 0	0- 0				
3- 1	0- 0	0- 0	CONFERENCE	1- 0	0- 1	2- 0				
2- 0	0- 0	0- 0	HOME	1- 0	0- 0	1- 0				
1- 1	0- 0	0- 0	AWAY	0- 0	0- 1	1- 0				
0- 0	0- 0	0- 0	NEUTRAL	0- 0	0- 0	0- 0				

RPI 1-25				RPI 26-50				RPI 51-100				RPI 101+				Team's RPI: 163	
RPI	S	Opponent	Score	RPI	S	Opponent	Score	RPI	S	Opponent	Score	RPI	S	Opponent	Score		
								66	N	Troy	64	71	114	A	Duquesne	74	79
								78	H	Buffalo	71	59	123	A	Western Mich.	72	84
								82	N	Pacific	66	65	124	A	Notre Dame	51	54
								83	H	Belmont	53	48	172	H	Valparaiso	54	61
								98	H	Dayton	42	60	177	H	Akron	65	61
													181	H	Memphis	76	83
													220	A	Northern Ill.	63	51
													307	A	Detroit Mercy	82	64
													323	A	Georgia St.	74	48
													330	H	Canisius	83	65
LAST 10 Division I																	
								177	H	Akron	65	61	82	N	Pacific	66	65
								220	A	Northern Ill.	63	51	66	N	Troy	64	71
								78	H	Buffalo	71	59	307	A	Detroit Mercy	82	64
								123	A	Western Mich.	72	84	114	A	Duquesne	74	79
								330	H	Canisius	83	65	83	H	Belmont	53	48

Non-Div I Games:

Toledo

Average RPI Win:	183	WON-LOST	WINNING	LAST 10	STRENGTH OF	OPP. STRENGTH	TEAM	ADJ.	CONF.	ADJ CONF.
Average RPI Loss:	121	RECORD	PCT. RANK	GAMES	SCHEDULE	OF SCHEDULE	RPI	RPI	RPI	RPI
DIV. I ONLY	5- 8	238	5-5	92	79	204	204	14	14	
DIV. I NON-CONF.	4- 6	212	4-3	166	61	219	219	13	13	
TOTALS	RPI 1-25	RPI 26-50	W-L RECORDS	RPI 51-100	RPI 101-150	RPI 150+				
5- 8	0- 1	1- 1	OVERALL	0- 2	0- 1	4- 3				
4- 4	0- 0	1- 0	HOME	0- 2	0- 1	3- 1				
0- 3	0- 0	0- 1	AWAY	0- 0	0- 0	0- 2				
1- 1	0- 1	0- 0	NEUTRAL	0- 0	0- 0	1- 0				
4- 6	0- 1	0- 1	NON-CONFERENCE	0- 1	0- 0	4- 3				
3- 2	0- 0	0- 0	HOME	0- 1	0- 0	3- 1				
0- 3	0- 0	0- 1	AWAY	0- 0	0- 0	0- 2				
1- 1	0- 1	0- 0	NEUTRAL	0- 0	0- 0	1- 0				
1- 2	0- 0	1- 0	CONFERENCE	0- 1	0- 1	0- 0				
1- 2	0- 0	1- 0	HOME	0- 1	0- 1	0- 0				
0- 0	0- 0	0- 0	AWAY	0- 0	0- 0	0- 0				
0- 0	0- 0	0- 0	NEUTRAL	0- 0	0- 0	0- 0				

RPI	S	Opponent	Score	RPI	S	Opponent	Score	RPI	S	Opponent	Score	RPI	S	Opponent	Score	Team's RPI: 204
8	N	Iowa	72 100	26	A	Rutgers	53 67	52	H	Temple	59 74	144	H	William & Mary	75 83	
				43	H	James Madison	76 75	90	H	Elon	61 74	168	A	San Diego	67 81	
												192	N	Iona	75 58	
												195	H	American	63 60	
												206	H	Penn St.	67 73	
												208	H	Mt. St. Mary's	73 57	
												273	A	San Diego St.	72 80	
												276	H	Marshall	59 56	
LAST 10 Division I																
				43	H	James Madison	76 75	52	H	Temple	59 74					
				144	H	William & Mary	75 83	192	N	Iona	75 58					
				90	H	Elon	61 74	8	N	Iowa	72 100					
				276	H	Marshall	59 56	195	H	American	63 60					
				26	A	Rutgers	53 67	208	H	Mt. St. Mary's	73 57					

Non-Div I Games: Chestnut Hill 86 49

Towson

Average RPI Win:	215	WON-LOST	WINNING	LAST 10	STRENGTH OF	OPP. STRENGTH	TEAM	ADJ.	CONF.	ADJ CONF.
Average RPI Loss:	63	RECORD	PCT. RANK	GAMES	SCHEDULE	OF SCHEDULE	RPI	RPI	RPI	RPI
DIV. I ONLY	11- 3	40	9-1	210	164	66	66	22	22	
DIV. I NON-CONF.	7- 2	56	5-0	191	42	47	47	22	22	
TOTALS	RPI 1-25	RPI 26-50	W-L RECORDS	RPI 51-100	RPI 101-150	RPI 150+				
11- 3	0- 1	0- 1	OVERALL	0- 0	3- 1	8- 0				
4- 1	0- 0	0- 0	HOME	0- 0	1- 1	3- 0				
5- 2	0- 1	0- 1	AWAY	0- 0	1- 0	4- 0				
2- 0	0- 0	0- 0	NEUTRAL	0- 0	1- 0	1- 0				
7- 2	0- 1	0- 1	NON-CONFERENCE	0- 0	2- 0	5- 0				
2- 0	0- 0	0- 0	HOME	0- 0	0- 0	2- 0				
3- 2	0- 1	0- 1	AWAY	0- 0	1- 0	2- 0				
2- 0	0- 0	0- 0	NEUTRAL	0- 0	1- 0	1- 0				
4- 1	0- 0	0- 0	CONFERENCE	0- 0	1- 1	3- 0				
2- 1	0- 0	0- 0	HOME	0- 0	1- 1	1- 0				
2- 0	0- 0	0- 0	AWAY	0- 0	0- 0	2- 0				
0- 0	0- 0	0- 0	NEUTRAL	0- 0	0- 0	0- 0				

RPI 1-25				RPI 26-50				RPI 51-100				Team's RPI: 66	RPI 101+			
RPI	S	Opponent	Score	RPI	S	Opponent	Score	RPI	S	Opponent	Score		RPI	S	Opponent	Score
15	A	Mississippi St.	82 122	44	A	Duke	85 99						104	H	Coastal Caro.	84 77
													116	N	Kent St.	71 64
													131	H	Louisiana	73 79
													150	A	Samford	74 65
													163	N	Toledo	71 64
													183	A	Bethune-Cookman	68 62
													210	H	ETSU	79 61
													213	A	Chattanooga	90 51
													282	H	Appalachian St.	84 55
													287	A	Ga. Southern	79 69
													310	H	Jacksonville St.	94 64
													348	A	La.-Monroe	72 65
LAST 10 Division I																
				287	A	Ga. Southern	79 69						116	N	Kent St.	71 64
				131	H	Louisiana	73 79						163	N	Toledo	71 64
				348	A	La.-Monroe	72 65						213	A	Chattanooga	90 51
				282	H	Appalachian St.	84 55						210	H	ETSU	79 61
				104	H	Coastal Caro.	84 77						183	A	Bethune-Cookman	68 62

Non-Div I Games: AUM 72 42 Fort Valley St. 101 52

Troy

Average RPI Win:	190	WON-LOST	WINNING	LAST 10	STRENGTH OF	OPP. STRENGTH	TEAM	ADJ.	CONF.	ADJ CONF.
Average RPI Loss:	86	RECORD	PCT. RANK	GAMES	SCHEDULE	OF SCHEDULE	RPI	RPI	RPI	RPI
DIV. I ONLY	9- 8	165	6-4	78	108	133	133	8	8	
DIV. I NON-CONF.	5- 8	221	2-4	61	104	173	173	8	8	
TOTALS	RPI 1-25	RPI 26-50	W-L RECORDS	RPI 51-100	RPI 101-150	RPI 150+				
9- 8	0- 0	0- 4	OVERALL	1- 2	1- 1	7- 1				
5- 6	0- 0	0- 3	HOME	0- 2	0- 0	5- 1				
4- 0	0- 0	0- 0	AWAY	1- 0	1- 0	2- 0				
0- 2	0- 0	0- 1	NEUTRAL	0- 0	0- 1	0- 0				
5- 8	0- 0	0- 4	NON-CONFERENCE	1- 2	0- 1	4- 1				
3- 6	0- 0	0- 3	HOME	0- 2	0- 0	3- 1				
2- 0	0- 0	0- 0	AWAY	1- 0	0- 0	1- 0				
0- 2	0- 0	0- 1	NEUTRAL	0- 0	0- 1	0- 0				
4- 0	0- 0	0- 0	CONFERENCE	0- 0	1- 0	3- 0				
2- 0	0- 0	0- 0	HOME	0- 0	0- 0	2- 0				
2- 0	0- 0	0- 0	AWAY	0- 0	1- 0	1- 0				
0- 0	0- 0	0- 0	NEUTRAL	0- 0	0- 0	0- 0				

RPI	S	Opponent	Score	RPI	S	Opponent	Score	RPI	S	Opponent	Score	RPI	S	Opponent	Score	Team's RPI: 133
33	H	LSU	54 59	42	H	Colorado	52 62	70	H	Alabama	56 66	103	N	Boston College	76 89	
47	H	Middle Tenn.	62 64	81	A	Washington	64 62	140	A	Wichita St.	61 56	175	A	Southern Miss.	62 58	
48	N	Charlotte	56 60	92	H	Texas Southern	62 72	181	H	Memphis	59 55	216	H	Tulsa	64 62	
LAST 10 Division I																
203	A	SMU	67 66	42	H	Colorado	52 62	255	H	South Alabama	53 62	287	H	Ga. Southern	56 40	
181	H	Memphis	59 55	92	H	Texas Southern	62 72	175	A	Southern Miss.	62 58					
216	H	Tulsa	64 62	48	N	Charlotte	56 60									
140	A	Wichita St.	61 56													

Non-Div I Games:

Tulane

■ Loss,
 ■ Non-Conf,
 ■ S Site,
 ■ H Home
 ■ A Away
 N Neutral

Average RPI Win:	233	WON-LOST	WINNING	LAST 10	STRENGTH OF	OPP. STRENGTH	TEAM	ADJ.	CONF.	ADJ CONF.
Average RPI Loss:	105	RECORD	PCT. RANK	GAMES	SCHEDULE	OF SCHEDULE	RPI	RPI	RPI	RPI
DIV. I ONLY	5- 12	273	2-8	88	121	216	216	8	8	
DIV. I NON-CONF.	5- 8	221	2-4	94	186	191	191	8	8	
TOTALS	RPI 1-25	RPI 26-50	W-L RECORDS	RPI 51-100	RPI 101-150	RPI 150+				
5- 12	0- 0	0- 4	OVERALL	0- 2	0- 4	5- 2				
4- 4	0- 0	0- 1	HOME	0- 2	0- 1	4- 0				
1- 6	0- 0	0- 1	AWAY	0- 0	0- 3	1- 2				
0- 2	0- 0	0- 2	NEUTRAL	0- 0	0- 0	0- 0				
5- 8	0- 0	0- 4	NON-CONFERENCE	0- 0	0- 2	5- 2				
4- 2	0- 0	0- 1	HOME	0- 0	0- 1	4- 0				
1- 4	0- 0	0- 1	AWAY	0- 0	0- 1	1- 2				
0- 2	0- 0	0- 2	NEUTRAL	0- 0	0- 0	0- 0				
0- 4	0- 0	0- 0	CONFERENCE	0- 2	0- 2	0- 0				
0- 2	0- 0	0- 0	HOME	0- 2	0- 0	0- 0				
0- 2	0- 0	0- 0	AWAY	0- 0	0- 2	0- 0				
0- 0	0- 0	0- 0	NEUTRAL	0- 0	0- 0	0- 0				

RPI S	Opponent	Score	RPI S	Opponent	Score	RPI S	Opponent	Score	RPI S	Opponent	Score	Team's RPI: 216
31	N Marquette	60 61	52	H Temple	65 74	118	A Abilene Christian	63 73				
40	H Oklahoma St.	48 78	80	H South Fla.	52 68	133	A Tulane	62 64				
45	N Western Ky.	63 76				140	A Wichita St.	46 57				
46	A Arkansas	41 91				147	H SFA	63 67				
						205	A UTEP	58 51				
						207	A Little Rock	51 63				
						212	H Arkansas St.	79 77				
						226	A Stetson	60 66				
						228	H Oral Roberts	67 65				
						251	H Colorado St.	61 55				
						271	H LMU (CA)	75 56				
LAST 10 Division I												
140	A Wichita St.	46 57	251	H Colorado St.	61 55							
80	H South Fla.	52 68	226	A Stetson	60 66							
133	A Tulane	62 64	46	A Arkansas	41 91							
52	H Temple	65 74	207	A Little Rock	51 63							
205	A UTEP	58 51	118	A Abilene Christian	63 73							

Non-Div I Games:

Tulsa

■ Loss,
 ■ Non-Conf,
 ■ S Site,
 ■ H Home
 ■ A Away
 N Neutral

Average RPI Win:	205	WON-LOST	WINNING	LAST 10	STRENGTH OF	OPP. STRENGTH	TEAM	ADJ.	CONF.	ADJ CONF.
Average RPI Loss:	102	RECORD	PCT. RANK	GAMES	SCHEDULE	OF SCHEDULE	RPI	RPI	RPI	RPI
DIV. I ONLY	8- 7	155	5-5	156	117	162	162	13	13	
DIV. I NON-CONF.	6- 4	122	3-2	210	86	141	141	14	14	
TOTALS	RPI 1-25	RPI 26-50	W-L RECORDS	RPI 51-100	RPI 101-150	RPI 150+				
8- 7	0- 1	1- 3	OVERALL	1- 1	2- 0	4- 2				
6- 2	0- 0	1- 1	HOME	0- 1	2- 0	3- 0				
1- 4	0- 1	0- 1	AWAY	0- 0	0- 0	1- 2				
1- 1	0- 0	0- 1	NEUTRAL	1- 0	0- 0	0- 0				
6- 4	0- 1	0- 1	NON-CONFERENCE	1- 1	2- 0	3- 1				
4- 1	0- 0	0- 0	HOME	0- 1	2- 0	2- 0				
1- 2	0- 1	0- 0	AWAY	0- 0	0- 0	1- 1				
1- 1	0- 0	0- 1	NEUTRAL	1- 0	0- 0	0- 0				
2- 3	0- 0	1- 2	CONFERENCE	0- 0	0- 0	1- 1				
2- 1	0- 0	1- 1	HOME	0- 0	0- 0	1- 0				
0- 2	0- 0	0- 1	AWAY	0- 0	0- 0	0- 1				
0- 0	0- 0	0- 0	NEUTRAL	0- 0	0- 0	0- 0				

RPI 1-25				RPI 26-50				RPI 51-100				RPI 101+ Team's RPI: 162			
RPI	S	Opponent	Score	RPI	S	Opponent	Score	RPI	S	Opponent	Score	RPI	S	Opponent	Score
24	A	Oklahoma	75 82	37	H	Old Dominion	76 65	92	N	Texas Southern	84 68	148	H	Auburn	80 75
				42	N	Colorado	69 77	100	H	Boise St.	81 83	150	H	Samford	76 69
				45	A	Western Ky.	65 69					181	A	Memphis	52 77
				48	H	Charlotte	75 83					255	H	South Alabama	77 61
												276	A	Marshall	56 61
												312	H	FIU	71 58
												317	H	McNeese	97 70
												328	A	Alcorn	86 65
LAST 10 Division I															
				312	H	FIU	71 58	92	N	Texas Southern	84 68				
				276	A	Marshall	56 61	42	N	Colorado	69 77				
				45	A	Western Ky.	65 69	328	A	Alcorn	86 65				
				37	H	Old Dominion	76 65	181	A	Memphis	52 77				
				48	H	Charlotte	75 83	150	H	Samford	76 69				

Non-Div I Games: Ala.-Huntsville 74 57 Tuskegee 103 60

UAB

Loss, Non-Conf, S Site, H Home A Away N Neutral

Average RPI Win:	244	WON-LOST	WINNING	LAST 10	STRENGTH OF	OPP. STRENGTH	TEAM	ADJ.	CONF.	ADJ CONF.
Average RPI Loss:	138	RECORD	PCT. RANK	GAMES	SCHEDULE	OF SCHEDULE	RPI	RPI	RPI	RPI
DIV. I ONLY	6- 9	223	5-5	212	174	230	230	26	26	
DIV. I NON-CONF.	4- 8	235	3-4	168	185	230	230	26	26	
TOTALS	RPI 1-25	RPI 26-50	W-L RECORDS	RPI 51-100	RPI 101-150	RPI 150+				
6- 9	0- 1	0- 0	OVERALL	0- 2	0- 2	6- 4				
5- 2	0- 0	0- 0	HOME	0- 0	0- 1	5- 1				
1- 7	0- 1	0- 0	AWAY	0- 2	0- 1	1- 3				
0- 0	0- 0	0- 0	NEUTRAL	0- 0	0- 0	0- 0				
4- 8	0- 1	0- 0	NON-CONFERENCE	0- 2	0- 2	4- 3				
3- 2	0- 0	0- 0	HOME	0- 0	0- 1	3- 1				
1- 6	0- 1	0- 0	AWAY	0- 2	0- 1	1- 2				
0- 0	0- 0	0- 0	NEUTRAL	0- 0	0- 0	0- 0				
2- 1	0- 0	0- 0	CONFERENCE	0- 0	0- 0	2- 1				
2- 0	0- 0	0- 0	HOME	0- 0	0- 0	2- 0				
0- 1	0- 0	0- 0	AWAY	0- 0	0- 0	0- 1				
0- 0	0- 0	0- 0	NEUTRAL	0- 0	0- 0	0- 0				

RPI 1-25				RPI 26-50				RPI 51-100				RPI 101+ Team's RPI: 230			
RPI	S	Opponent	Score	RPI	S	Opponent	Score	RPI	S	Opponent	Score	RPI	S	Opponent	Score
9	A	Stanford	55 67					62	A	Minnesota	67 76	112	A	Montana St.	65 77
								97	A	Fresno St.	65 73	141	H	Santa Clara	61 62
												152	A	Saint Mary's (CA)	74 83
												188	H	Portland St.	70 76
												193	H	Boston U.	75 68
												194	H	Hawaii	62 49
												214	A	Northern Ariz.	71 61
												231	H	San Francisco	79 67
												233	A	Pepperdine	67 70
												245	A	UC Riverside	70 75
												285	H	Long Beach St.	57 55
												345	H	Sacramento St.	77 75
LAST 10 Division I															
285	H	Long Beach St.	57 55	62	A	Minnesota	67 76	214	A	Northern Ariz.	71 61	193	H	Boston U.	75 68
194	H	Hawaii	62 49					188	H	Portland St.	70 76				
245	A	UC Riverside	70 75					345	H	Sacramento St.	77 75				
9	A	Stanford	55 67												
233	A	Pepperdine	67 70												

Non-Div I Games: William Jessup 96 32

UC Davis

Loss, Non-Conf, S Site, H Home A Away N Neutral

Average RPI Win:	205	WON-LOST	WINNING	LAST 10	STRENGTH OF	OPP. STRENGTH	TEAM	ADJ.	CONF.	ADJ CONF.
Average RPI Loss:	164	RECORD	PCT. RANK	GAMES	SCHEDULE	OF SCHEDULE	RPI	RPI	RPI	RPI
DIV. I ONLY	3- 12	308	0-10	119	208	281	281	26	26	
DIV. I NON-CONF.	3- 10	282	0-8	89	205	242	242	26	26	
TOTALS	RPI 1-25	RPI 26-50	W-L RECORDS	RPI 51-100	RPI 101-150	RPI 150+				
3- 12	0- 1	0- 0	OVERALL	0- 3	0- 0	3- 8				
2- 2	0- 0	0- 0	HOME	0- 0	0- 0	2- 2				
0- 6	0- 1	0- 0	AWAY	0- 1	0- 0	0- 4				
1- 4	0- 0	0- 0	NEUTRAL	0- 2	0- 0	1- 2				
3- 10	0- 1	0- 0	NON-CONFERENCE	0- 3	0- 0	3- 6				
2- 1	0- 0	0- 0	HOME	0- 0	0- 0	2- 1				
0- 5	0- 1	0- 0	AWAY	0- 1	0- 0	0- 3				
1- 4	0- 0	0- 0	NEUTRAL	0- 2	0- 0	1- 2				
0- 2	0- 0	0- 0	CONFERENCE	0- 0	0- 0	0- 2				
0- 1	0- 0	0- 0	HOME	0- 0	0- 0	0- 1				
0- 1	0- 0	0- 0	AWAY	0- 0	0- 0	0- 1				
0- 0	0- 0	0- 0	NEUTRAL	0- 0	0- 0	0- 0				

RPI 1-25				RPI 26-50				RPI 51-100				RPI 101+ Team's RPI: 281			
RPI	S	Opponent	Score	RPI	S	Opponent	Score	RPI	S	Opponent	Score	RPI	S	Opponent	Score
5	A	Oregon St.	57 86					54	A	Washington St.	59 87	155	H	San Jose St.	79 77
								56	N	Vanderbilt	63 76	161	A	Southern Utah	68 82
								93	N	Davidson	72 78	176	N	North Ala.	60 88
												188	H	Portland St.	61 70
												188	N	Portland St.	83 75
												203	A	SMU	56 59
												231	N	San Francisco	61 68
												234	A	CSUN	62 70
												270	H	UC Santa Barbara	61 65
												271	H	LMU (CA)	80 65
												294	A	Denver	75 83
LAST 10 Division I															
270	H	UC Santa Barbara	61 65	54	A	Washington St.	59 87								
234	A	CSUN	62 70	161	A	Southern Utah	68 82								
203	A	SMU	56 59	188	H	Portland St.	61 70								
231	N	San Francisco	61 68	176	N	North Ala.	60 88								
56	N	Vanderbilt	63 76	294	A	Denver	75 83								

Non-Div I Games: Westcliff 93 41

UC Irvine

■ Loss,
 ■ Non-Conf,
 ■ S Site,
 ■ Home
 ■ A Away
 N Neutral

UC Riverside

Through Games Of Jan. 16, 2020

Average RPI Win:	248	WON-LOST	WINNING	LAST 10	STRENGTH OF	OPP. STRENGTH	TEAM	ADJ.	CONF.	ADJ CONF.
Average RPI Loss:	155	RECORD	PCT. RANK	GAMES	SCHEDULE	OF SCHEDULE	RPI	RPI	RPI	RPI
DIV. I ONLY	5- 11	261	3-7	183	175	245	245	26	26	
DIV. I NON-CONF.	4- 10	259	2-6	171	204	251	251	26	26	
TOTALS	RPI 1-25	RPI 26-50	W-L RECORDS	RPI 51-100	RPI 101-150	RPI 150+				
5- 11	0- 1	0- 0	OVERALL	1- 1	0- 3	4- 6				
4- 2	0- 0	0- 0	HOME	1- 0	0- 1	3- 1				
1- 9	0- 1	0- 0	AWAY	0- 1	0- 2	1- 5				
0- 0	0- 0	0- 0	NEUTRAL	0- 0	0- 0	0- 0				
4- 10	0- 1	0- 0	NON-CONFERENCE	1- 1	0- 3	3- 5				
3- 2	0- 0	0- 0	HOME	1- 0	0- 1	2- 1				
1- 8	0- 1	0- 0	AWAY	0- 1	0- 2	1- 4				
0- 0	0- 0	0- 0	NEUTRAL	0- 0	0- 0	0- 0				
1- 1	0- 0	0- 0	CONFERENCE	0- 0	0- 0	1- 1				
1- 0	0- 0	0- 0	HOME	0- 0	0- 0	1- 0				
0- 1	0- 0	0- 0	AWAY	0- 0	0- 0	0- 1				
0- 0	0- 0	0- 0	NEUTRAL	0- 0	0- 0	0- 0				

RPI 1-25				RPI 26-50				RPI 51-100				RPI 101+ Team's RPI: 245			
RPI	S	Opponent	Score	RPI	S	Opponent	Score	RPI	S	Opponent	Score	RPI	S	Opponent	Score
11	A	Oregon	41 84					51	A	Arizona	27 70	110	H	Southern California	59 76
								72	H	CSU Bakersfield	53 52	111	A	California	61 84
												135	A	VCU	51 67
												161	A	Southern Utah	68 79
												170	A	New Mexico	70 80
												194	A	Hawaii	57 80
												205	A	UTEP	50 63
												230	H	UC Davis	75 70
												251	A	Colorado St.	40 52
												297	H	California Baptist	80 64
												303	H	Weber St.	54 64
												311	A	New Mexico St.	60 58
												329	H	Utah Valley	67 53
LAST 10 Division I															
194	A	Hawaii	57 80	11	A	Oregon	41 84								
230	H	UC Davis	75 70	297	H	California Baptist	80 64								
72	H	CSU Bakersfield	53 52	251	A	Colorado St.	40 52								
135	A	VCU	51 67	51	A	Arizona	27 70								
161	A	Southern Utah	68 79	303	H	Weber St.	54 64								

Non-Div I Games:

UC Riverside

■ Loss,
 ■ Non-Conf,
 ■ S Site,
 ■ H Home
 ■ A Away
 N Neutral

Average RPI Win:	279	WON-LOST	WINNING	LAST 10	STRENGTH OF	OPP. STRENGTH	TEAM	ADJ.	CONF.	ADJ CONF.
Average RPI Loss:	157	RECORD	PCT. RANK	GAMES	SCHEDULE	OF SCHEDULE	RPI	RPI	RPI	RPI
DIV. I ONLY	6- 9	223	4-6	245	277	270	270	26	26	
DIV. I NON-CONF.	4- 8	235	2-5	202	278	282	282	26	26	
TOTALS	RPI 1-25	RPI 26-50	W-L RECORDS	RPI 51-100	RPI 101-150	RPI 150+				
6- 9	0- 0	0- 0	OVERALL	0- 3	1- 1	5- 5				
4- 3	0- 0	0- 0	HOME	0- 1	1- 0	3- 2				
1- 5	0- 0	0- 0	AWAY	0- 2	0- 0	1- 3				
1- 1	0- 0	0- 0	NEUTRAL	0- 0	0- 1	1- 0				
4- 8	0- 0	0- 0	NON-CONFERENCE	0- 3	1- 1	3- 4				
3- 2	0- 0	0- 0	HOME	0- 1	1- 0	2- 1				
0- 5	0- 0	0- 0	AWAY	0- 2	0- 0	0- 3				
1- 1	0- 0	0- 0	NEUTRAL	0- 0	0- 1	1- 0				
2- 1	0- 0	0- 0	CONFERENCE	0- 0	0- 0	2- 1				
1- 1	0- 0	0- 0	HOME	0- 0	0- 0	1- 1				
1- 0	0- 0	0- 0	AWAY	0- 0	0- 0	1- 0				
0- 0	0- 0	0- 0	NEUTRAL	0- 0	0- 0	0- 0				

RPI 1-25			RPI 26-50			RPI 51-100			RPI 101+ Team's RPI: 270		
RPI	S	Opponent	Score	RPI	S	Opponent	Score	RPI	S	Opponent	Score
								51	A	Arizona	42 61
								72	A	CSU Bakersfield	62 66
								82	H	Pacific	53 63
								110	H	Southern California	57 46
								147	N	SFA	56 67
								152	A	Saint Mary's (CA)	43 64
								155	H	San Jose St.	70 73
								209	H	Cal St. Fullerton	68 70
								244	A	Grand Canyon	57 58
								273	H	San Diego St.	64 52
								281	A	UC Irvine	65 61
								297	A	California Baptist	81 85
								329	H	Utah Valley	59 51
								331	H	Cal Poly	52 50
								349	N	Chicago St.	96 65
LAST 10 Division I											
281	A	UC Irvine	65 61	72	A	CSU Bakersfield	62 66				
331	H	Cal Poly	52 50	82	H	Pacific	53 63				
209	H	Cal St. Fullerton	68 70	349	N	Chicago St.	96 65				
51	A	Arizona	42 61	147	N	SFA	56 67				
244	A	Grand Canyon	57 58	273	H	San Diego St.	64 52				

Non-Div I Games: Ottawa (AZ) 72 57

UC Santa Barbara

■ Loss,
■ Non-Conf,
■ S Site,
■ H Home
■ A Away
N Neutral

Average RPI Win:	189	WON-LOST	WINNING	LAST 10	STRENGTH OF	OPP. STRENGTH	TEAM	ADJ.	CONF.	ADJ CONF.
Average RPI Loss:	49	RECORD	PCT. RANK	GAMES	SCHEDULE	OF SCHEDULE	RPI	RPI	RPI	RPI
DIV. I ONLY	9- 6	117	6-4	34	86	67	67	8	8	
DIV. I NON-CONF.	8- 4	90	5-2	41	119	52	52	8	8	
TOTALS	RPI 1-25	RPI 26-50	W-L RECORDS	RPI 51-100	RPI 101-150	RPI 150+				
9- 6	0- 2	1- 2	OVERALL	0- 1	1- 1	7- 0				
8- 1	0- 1	1- 0	HOME	0- 0	0- 0	7- 0				
1- 3	0- 0	0- 1	AWAY	0- 1	1- 1	0- 0				
0- 2	0- 1	0- 1	NEUTRAL	0- 0	0- 0	0- 0				
8- 4	0- 1	1- 2	NON-CONFERENCE	0- 1	1- 0	6- 0				
7- 0	0- 0	1- 0	HOME	0- 0	0- 0	6- 0				
1- 2	0- 0	0- 1	AWAY	0- 1	1- 0	0- 0				
0- 2	0- 1	0- 1	NEUTRAL	0- 0	0- 0	0- 0				
1- 2	0- 1	0- 0	CONFERENCE	0- 0	0- 1	1- 0				
1- 1	0- 1	0- 0	HOME	0- 0	0- 0	1- 0				
0- 1	0- 0	0- 0	AWAY	0- 0	0- 1	0- 0				
0- 0	0- 0	0- 0	NEUTRAL	0- 0	0- 0	0- 0				

RPI 1-25				RPI 26-50				RPI 51-100				RPI 101+			
RPI	S	Opponent	Score	RPI	S	Opponent	Score	RPI	S	Opponent	Score	RPI	S	Opponent	Score
4	H	UConn	52 59	28	H	Central Mich.	64 58	83	A	Belmont	37 72	121	A	Cincinnati	64 81
6	N	UCLA	56 61	38	A	FGCU	50 72					147	A	SFA	63 57
				43	N	James Madison	43 46					152	H	Saint Mary's (CA)	67 58
												153	H	Wright St.	69 53
												200	H	Quinnipiac	80 58
												226	H	Stetson	66 40
												246	H	Delaware	75 49
												250	H	East Carolina	91 55
												302	H	Pittsburgh	74 58
LAST 10 Division I															
4	H	UConn	52 59	152	H	Saint Mary's (CA)	67 58								
121	A	Cincinnati	64 81	200	H	Quinnipiac	80 58								
250	H	East Carolina	91 55	43	N	James Madison	43 46								
28	H	Central Mich.	64 58	6	N	UCLA	56 61								
153	H	Wright St.	69 53	226	H	Stetson	66 40								

Non-Div I Games:

UCF

■ Loss,
 ■ Non-Conf,
 S Site,
 ■ Home
 ■ Away
 N Neutral

Average RPI Win:	123	WON-LOST	WINNING	LAST 10	STRENGTH OF	OPP. STRENGTH	TEAM	ADJ.	CONF.	ADJ CONF.
Average RPI Loss:	0	RECORD	PCT. RANK	GAMES	SCHEDULE	OF SCHEDULE	RPI	RPI	RPI	RPI
DIV. I ONLY	16- 0	1	10-0	41	36	6	6	1	1	
DIV. I NON-CONF.	11- 0	1	5-0	115	33	10	10	1	1	
TOTALS	RPI 1-25	RPI 26-50	W-L RECORDS	RPI 51-100	RPI 101-150	RPI 150+				
16- 0	1- 0	4- 0	OVERALL	4- 0	2- 0	5- 0				
9- 0	0- 0	2- 0	HOME	2- 0	1- 0	4- 0				
6- 0	1- 0	2- 0	AWAY	1- 0	1- 0	1- 0				
1- 0	0- 0	0- 0	NEUTRAL	1- 0	0- 0	0- 0				
11- 0	1- 0	2- 0	NON-CONFERENCE	3- 0	0- 0	5- 0				
6- 0	0- 0	1- 0	HOME	1- 0	0- 0	4- 0				
4- 0	1- 0	1- 0	AWAY	1- 0	0- 0	1- 0				
1- 0	0- 0	0- 0	NEUTRAL	1- 0	0- 0	0- 0				
5- 0	0- 0	2- 0	CONFERENCE	1- 0	2- 0	0- 0				
3- 0	0- 0	1- 0	HOME	1- 0	1- 0	0- 0				
2- 0	0- 0	1- 0	AWAY	0- 0	1- 0	0- 0				
0- 0	0- 0	0- 0	NEUTRAL	0- 0	0- 0	0- 0				

RPI	S	Opponent	Score	RPI	S	Opponent	Score	RPI	S	Opponent	Score	RPI	S	Opponent	Score
12	A	Indiana	68 58	29	A	Virginia	73 62	51	H	Arizona	70 58	110	H	Southern California	83 59
				34	H	Arizona St.	68 66	67	N	UCF	61 56	134	A	Utah	84 54
				42	A	Colorado	65 62	71	A	Georgia	59 50	197	H	Northern Colo.	92 58
				50	H	Yale	100 65	82	H	Pacific	68 57	234	A	CSUN	58 44
												271	H	LMU (CA)	74 52
												285	H	Long Beach St.	86 51
												303	H	Weber St.	85 45
LAST 10 Division I															
42	A	Colorado	65 62	12	A	Indiana	68 58	71	A	Georgia	59 50	82	H	Pacific	68 57
134	A	Utah	84 54	51	H	Arizona	70 58	234	A	CSUN	58 44	29	A	Virginia	73 62
51	H	Arizona	70 58	34	H	Arizona St.	68 66								
110	H	Southern California	83 59												

Non-Div I Games:

UCLA

U C o n n

U
C
o
n
n

UConn

Page 305

Average RPI Win:	315	WON-LOST	WINNING	LAST 10	STRENGTH OF	OPP. STRENGTH	TEAM	ADJ.	CONF.	ADJ CONF.
Average RPI Loss:	185	RECORD	PCT. RANK	GAMES	SCHEDULE	OF SCHEDULE	RPI	RPI	RPI	RPI
DIV. I ONLY	2- 15	336	2-8	264	291	334	334	19	19	
DIV. I NON-CONF.	1- 10	329	1-3	273	251	330	330	18	18	
TOTALS	RPI 1-25	RPI 26-50	W-L RECORDS	RPI 51-100	RPI 101-150	RPI 150+				
2- 15	0- 1	0- 0	OVERALL	0- 1	0- 1	2- 12				
1- 8	0- 1	0- 0	HOME	0- 0	0- 1	1- 6				
1- 7	0- 0	0- 0	AWAY	0- 1	0- 0	1- 6				
0- 0	0- 0	0- 0	NEUTRAL	0- 0	0- 0	0- 0				
1- 10	0- 1	0- 0	NON-CONFERENCE	0- 1	0- 1	1- 7				
0- 5	0- 1	0- 0	HOME	0- 0	0- 1	0- 3				
1- 5	0- 0	0- 0	AWAY	0- 1	0- 0	1- 4				
0- 0	0- 0	0- 0	NEUTRAL	0- 0	0- 0	0- 0				
1- 5	0- 0	0- 0	CONFERENCE	0- 0	0- 0	1- 5				
1- 3	0- 0	0- 0	HOME	0- 0	0- 0	1- 3				
0- 2	0- 0	0- 0	AWAY	0- 0	0- 0	0- 2				
0- 0	0- 0	0- 0	NEUTRAL	0- 0	0- 0	0- 0				

RPI 1-25				RPI 26-50				RPI 51-100				RPI 101+ Team's RPI: 334			
RPI	S	Opponent	Score	RPI	S	Opponent	Score	RPI	S	Opponent	Score	RPI	S	Opponent	Score
19	H	Florida St.	42 86					69	A	Kansas	50 91	123	H	Western Mich.	52 80
												153	H	Wright St.	43 58
												158	A	Kansas St.	40 84
												172	A	Valparaiso	37 63
												173	A	Youngstown St.	65 77
												178	H	Eastern Mich.	59 68
												182	A	Miami (OH)	35 85
												187	A	Cleveland St.	44 84
												217	H	Northern Ky.	46 88
												241	H	Eastern Ill.	45 80
												275	H	Indiana St.	40 61
												280	H	Oakland	70 64
												307	H	Detroit Mercy	62 70
												324	A	Purdue Fort Wayne	50 61
												349	A	Chicago St.	73 61
LAST 10 Division I															
217	H	Northern Ky.	46 88	187	A	Cleveland St.	44 84								
153	H	Wright St.	43 58	178	H	Eastern Mich.	59 68								
280	H	Oakland	70 64	172	A	Valparaiso	37 63								
307	H	Detroit Mercy	62 70	123	H	Western Mich.	52 80								
173	A	Youngstown St.	65 77	349	A	Chicago St.	73 61								

Non-Div I Games:

UIC

■ Loss,
 ■ Non-Conf,
 S Site,
 ■ Home
 ■ Away
 N Neutral

Average RPI Win:	296	WON-LOST	WINNING	LAST 10	STRENGTH OF	OPP. STRENGTH	TEAM	ADJ.	CONF.	ADJ CONF.
Average RPI Loss:	196	RECORD	PCT. RANK	GAMES	SCHEDULE	OF SCHEDULE	RPI	RPI	RPI	RPI
DIV. I ONLY	3- 11	304	2-8	258	332	314	314	28	28	
DIV. I NON-CONF.	3- 7	252	2-4	326	298	325	325	28	28	
TOTALS	RPI 1-25	RPI 26-50	W-L RECORDS	RPI 51-100	RPI 101-150	RPI 150+				
3- 11	0- 0	0- 0	OVERALL	0- 1	0- 2	3- 8				
2- 2	0- 0	0- 0	HOME	0- 0	0- 0	2- 2				
1- 7	0- 0	0- 0	AWAY	0- 1	0- 2	1- 4				
0- 2	0- 0	0- 0	NEUTRAL	0- 0	0- 0	0- 2				
3- 7	0- 0	0- 0	NON-CONFERENCE	0- 1	0- 1	3- 5				
2- 1	0- 0	0- 0	HOME	0- 0	0- 0	2- 1				
1- 4	0- 0	0- 0	AWAY	0- 1	0- 1	1- 2				
0- 2	0- 0	0- 0	NEUTRAL	0- 0	0- 0	0- 2				
0- 4	0- 0	0- 0	CONFERENCE	0- 0	0- 1	0- 3				
0- 1	0- 0	0- 0	HOME	0- 0	0- 0	0- 1				
0- 3	0- 0	0- 0	AWAY	0- 0	0- 1	0- 2				
0- 0	0- 0	0- 0	NEUTRAL	0- 0	0- 0	0- 0				

RPI 1-25				RPI 26-50				RPI 51-100				RPI 101+				Team's RPI: 314	
RPI	S	Opponent	Score	RPI	S	Opponent	Score	RPI	S	Opponent	Score	RPI	S	Opponent	Score		
								88	A	Syracuse	48	82	105	A	Stony Brook	45	57
													144	A	William & Mary	48	76
													196	H	Binghamton	43	61
													198	N	La Salle	58	74
													208	A	Mt. St. Mary's	61	71
													219	H	Howard	61	72
													224	A	UMass Lowell	64	75
													243	N	Kennesaw St.	44	59
													247	A	Lafayette	65	58
													252	A	Vermont	58	60
													284	A	Wagner	60	67
													298	H	Morgan St.	65	63
													343	H	Coppin St.	71	48
LAST 10 Division I																	
				252	A	Vermont	58	60		298	H	Morgan St.	65	63			
				196	H	Binghamton	43	61		88	A	Syracuse	48	82			
				224	A	UMass Lowell	64	75		243	N	Kennesaw St.	44	59			
				105	A	Stony Brook	45	57		198	N	La Salle	58	74			
				247	A	Lafayette	65	58		144	A	William & Mary	48	76			

Non-Div I Games: Gettysburg 92 50

UMBC

■ Loss,
 ■ Non-Conf,
 ■ S Site,
 ■ Home
 ■ A Away
 N Neutral

Average RPI Win:	265	WON-LOST	WINNING	LAST 10	STRENGTH OF	OPP. STRENGTH	TEAM	ADJ.	CONF.	ADJ CONF.
Average RPI Loss:	136	RECORD	PCT. RANK	GAMES	SCHEDULE	OF SCHEDULE	RPI	RPI	RPI	RPI
DIV. I ONLY	2- 12	327	2-8	136	207	301	301	30	30	
DIV. I NON-CONF.	1- 10	329	1-6	122	150	307	307	31	31	
TOTALS	RPI 1-25	RPI 26-50	W-L RECORDS	RPI 51-100	RPI 101-150	RPI 150+				
2- 12	0- 0	0- 3	OVERALL	0- 2	0- 3	2- 4				
2- 5	0- 0	0- 0	HOME	0- 1	0- 1	2- 3				
0- 7	0- 0	0- 3	AWAY	0- 1	0- 2	0- 1				
0- 0	0- 0	0- 0	NEUTRAL	0- 0	0- 0	0- 0				
1- 10	0- 0	0- 3	NON-CONFERENCE	0- 1	0- 3	1- 3				
1- 3	0- 0	0- 0	HOME	0- 0	0- 1	1- 2				
0- 7	0- 0	0- 3	AWAY	0- 1	0- 2	0- 1				
0- 0	0- 0	0- 0	NEUTRAL	0- 0	0- 0	0- 0				
1- 2	0- 0	0- 0	CONFERENCE	0- 1	0- 0	1- 1				
1- 2	0- 0	0- 0	HOME	0- 1	0- 0	1- 1				
0- 0	0- 0	0- 0	AWAY	0- 0	0- 0	0- 0				
0- 0	0- 0	0- 0	NEUTRAL	0- 0	0- 0	0- 0				

RPI 1-25				RPI 26-50				RPI 51-100				RPI 101+				Team's RPI: 301	
RPI	S	Opponent	Score	RPI	S	Opponent	Score	RPI	S	Opponent	Score	RPI	S	Opponent	Score		
				36	A	Virginia Tech	43 86	84	H	N.C. A&T	31 67	101	A	UNC Greensboro	48 86		
				37	A	Old Dominion	39 48	88	A	Syracuse	50 65	122	H	Richmond	52 64		
				48	A	Charlotte	44 64					144	A	William & Mary	50 78		
												208	H	Mt. St. Mary's	78 76		
												219	H	Howard	58 79		
												235	H	Georgetown	39 57		
												250	A	East Carolina	42 57		
												269	H	Longwood	62 71		
												322	H	N.C. Central	65 63		
LAST 10 Division I																	
				322	H	N.C. Central	65 63	269	H	Longwood	62 71						
				84	H	N.C. A&T	31 67	208	H	Mt. St. Mary's	78 76						
				219	H	Howard	58 79	37	A	Old Dominion	39 48						
				48	A	Charlotte	44 64	122	H	Richmond	52 64						
				235	H	Georgetown	39 57	250	A	East Carolina	42 57						

Non-Div I Games: Greensboro 65 48 Wesley 75 29

UMES

Loss, Non-Conf, S Site, H Home A Away N Neutral

UMKC				STRENGTH OF SCHEDULE	OPP. STRENGTH OF SCHEDULE	TEAM RPI	ADJ. RPI	CONF. RPI	ADJ CONF. RPI
Average RPI Win:	262	WON-LOST RECORD	WINNING PCT. RANK						
Average RPI Loss:	134		LAST 10 GAMES						
DIV. I ONLY	8- 9	190	5-5	267	151	238	238	32	32
DIV. I NON-CONF.	5- 7	205	2-3	218	35	235	235	32	32

TOTALS	RPI 1-25	RPI 26-50	W-L RECORDS	RPI 51-100	RPI 101-150	RPI 150+			
8- 9	0- 1	0- 0	OVERALL	0- 3	0- 2	8- 3			
6- 4	0- 0	0- 0	HOME	0- 1	0- 2	6- 1			
2- 5	0- 1	0- 0	AWAY	0- 2	0- 0	2- 2			
0- 0	0- 0	0- 0	NEUTRAL	0- 0	0- 0	0- 0			
5- 7	0- 1	0- 0	NON-CONFERENCE	0- 2	0- 2	5- 2			
4- 4	0- 0	0- 0	HOME	0- 1	0- 2	4- 1			
1- 3	0- 1	0- 0	AWAY	0- 1	0- 0	1- 1			
0- 0	0- 0	0- 0	NEUTRAL	0- 0	0- 0	0- 0			
3- 2	0- 0	0- 0	CONFERENCE	0- 1	0- 0	3- 1			
2- 0	0- 0	0- 0	HOME	0- 0	0- 0	2- 0			
1- 2	0- 0	0- 0	AWAY	0- 1	0- 0	1- 1			
0- 0	0- 0	0- 0	NEUTRAL	0- 0	0- 0	0- 0			

RPI 1-25				RPI 26-50				RPI 51-100				RPI 101+ Team's RPI: 238			
RPI	S	Opponent	Score	RPI	S	Opponent	Score	RPI	S	Opponent	Score	RPI	S	Opponent	Score
1	A	Missouri St.	58 83					72	A	CSU Bakersfield	60 70	107	H	Liberty	44 68
								82	A	Pacific	60 89	108	H	Loyola Chicago	67 72
								93	H	Davidson	64 74	154	H	Missouri	59 56
												158	H	Kansas St.	67 74
												188	H	Portland St.	87 69
												201	A	George Mason	64 58
												258	A	Omaha	53 57
												289	H	Eastern Wash.	66 55
												294	H	Denver	83 79
												311	H	New Mexico St.	56 52
												319	H	UTRGV	60 56
												329	A	Utah Valley	41 62
												340	A	Seattle U	76 65

LAST 10 Division I															
				72	A	CSU Bakersfield	60 70	107	H	Liberty	44 68				
				311	H	New Mexico St.	56 52	289	H	Eastern Wash.	66 55				
				319	H	UTRGV	60 56	158	H	Kansas St.	67 74				
				329	A	Utah Valley	41 62	154	H	Missouri	59 56				
				340	A	Seattle U	76 65	258	A	Omaha	53 57				

Non-Div I Games: Rockhurst 78 60 Science & Arts Okla74 43

UMKC

■ Loss,
 ■ Non-Conf,
 ■ S Site,
 ■ H Home
 ■ A Away
 N Neutral

Average RPI Win:	303	WON-LOST	WINNING	LAST 10	STRENGTH OF	OPP. STRENGTH	TEAM	ADJ.	CONF.	ADJ CONF.
Average RPI Loss:	114	RECORD	PCT. RANK	GAMES	SCHEDULE	OF SCHEDULE	RPI	RPI	RPI	RPI
DIV. I ONLY	9- 9	173	8-2	259	299	224	224	28	28	
DIV. I NON-CONF.	4- 9	250	3-2	177	302	262	262	28	28	
TOTALS	RPI 1-25	RPI 26-50	W-L RECORDS	RPI 51-100	RPI 101-150	RPI 150+				
9- 9	0- 0	0- 1	OVERALL	0- 1	0- 5	9- 2				
5- 4	0- 0	0- 1	HOME	0- 0	0- 2	5- 1				
4- 5	0- 0	0- 0	AWAY	0- 1	0- 3	4- 1				
0- 0	0- 0	0- 0	NEUTRAL	0- 0	0- 0	0- 0				
4- 9	0- 0	0- 1	NON-CONFERENCE	0- 1	0- 5	4- 2				
2- 4	0- 0	0- 1	HOME	0- 0	0- 2	2- 1				
2- 5	0- 0	0- 0	AWAY	0- 1	0- 3	2- 1				
0- 0	0- 0	0- 0	NEUTRAL	0- 0	0- 0	0- 0				
5- 0	0- 0	0- 0	CONFERENCE	0- 0	0- 0	5- 0				
3- 0	0- 0	0- 0	HOME	0- 0	0- 0	3- 0				
2- 0	0- 0	0- 0	AWAY	0- 0	0- 0	2- 0				
0- 0	0- 0	0- 0	NEUTRAL	0- 0	0- 0	0- 0				

RPI S	Opponent	Score	RPI S	Opponent	Score	RPI S	Opponent	Score	RPI S	Opponent	Score	Team's RPI: 224
50	H Yale	59 67	69	A Kansas	44 79	102	A Providence	38 63	103	A Boston College	46 89	
						106	A Colgate	51 73	117	H Massachusetts	58 74	
						149	H Cornell	56 70	151	H Dartmouth	51 62	
						179	A Merrimack	50 73	196	A Binghamton	66 56	
						253	H Maine	66 57	291	H New Hampshire	58 53	
						314	H UMBC	75 64	315	A Bryant	55 35	
						336	H Fairleigh Dickinson	61 56	337	A Hartford	68 63	
						342	A Central Conn. St.	56 54	347	H LIU Brooklyn	65 56	
LAST 10 Division I												
253	H Maine	66 57	336	H Fairleigh Dickinson	61 56							
196	A Binghamton	66 56	179	A Merrimack	50 73							
337	A Hartford	68 63	151	H Dartmouth	51 62							
314	H UMBC	75 64	347	H LIU Brooklyn	65 56							
291	H New Hampshire	58 53	342	A Central Conn. St.	56 54							

Non-Div I Games:

UMass Lowell

■ Loss,
 ■ Non-Conf, S Site,
 ■ Home
 ■ Away
 N Neutral

UNC Asheville

Through Games Of Jan. 16, 2020

Average RPI Win:	271	WON-LOST	WINNING	LAST 10	STRENGTH OF	OPP. STRENGTH	TEAM	ADJ.	CONF.	ADJ CONF.
Average RPI Loss:	192	RECORD	PCT. RANK	GAMES	SCHEDULE	OF SCHEDULE	RPI	RPI	RPI	RPI
DIV. I ONLY	9- 5	93	6-4	347	239	237	237	27	27	
DIV. I NON-CONF.	4- 3	138	1-2	347	159	264	264	27	27	
TOTALS	RPI 1-25	RPI 26-50	W-L RECORDS	RPI 51-100	RPI 101-150	RPI 150+				
9- 5	0- 0	0- 1	OVERALL	0- 0	1- 1	8- 3				
4- 2	0- 0	0- 0	HOME	0- 0	1- 1	3- 1				
4- 3	0- 0	0- 1	AWAY	0- 0	0- 0	4- 2				
1- 0	0- 0	0- 0	NEUTRAL	0- 0	0- 0	1- 0				
4- 3	0- 0	0- 1	NON-CONFERENCE	0- 0	0- 1	4- 1				
1- 1	0- 0	0- 0	HOME	0- 0	0- 1	1- 0				
2- 2	0- 0	0- 1	AWAY	0- 0	0- 0	2- 1				
1- 0	0- 0	0- 0	NEUTRAL	0- 0	0- 0	1- 0				
5- 2	0- 0	0- 0	CONFERENCE	0- 0	1- 0	4- 2				
3- 1	0- 0	0- 0	HOME	0- 0	1- 0	2- 1				
2- 1	0- 0	0- 0	AWAY	0- 0	0- 0	2- 1				
0- 0	0- 0	0- 0	NEUTRAL	0- 0	0- 0	0- 0				

RPI 1-25			RPI 26-50			RPI 51-100			RPI 101+			Team's RPI: 237
RPI	S	Opponent	Score	RPI	S	Opponent	Score	RPI	S	Opponent	Score	
				41	A	Miami (FL)	46 75					
								101	H	UNC Greensboro	40 67	
								127	H	Campbell	60 52	
								173	A	Hampton	59 68	
								210	A	ETSU	72 54	
								263	N	Southern U.	53 34	
								264	A	Radford	63 50	
								267	H	High Point	76 60	
								290	H	Presbyterian	54 39	
								308	A	Wofford	38 75	
								333	A	Western Caro.	64 47	
								335	A	USC Upstate	68 48	
								339	H	Charleston So.	48 60	
								346	H	South Carolina St.	82 51	
LAST 10 Division I												
339	H	Charleston So.	48 60	173	A	Hampton	59 68					
264	A	Radford	63 50	290	H	Presbyterian	54 39					
267	H	High Point	76 60	263	N	Southern U.	53 34					
335	A	USC Upstate	68 48	41	A	Miami (FL)	46 75					
127	H	Campbell	60 52	308	A	Wofford	38 75					

Non-Div I Games: Montreat 89 45 Lenoir-Rhyne 68 48

UNC Asheville

Loss, Non-Conf, S Site, H Home A Away N Neutral

UNC Greensboro

Through Games Of Jan. 16, 2020

Average RPI Win:	222	WON-LOST	WINNING	LAST 10	STRENGTH OF	OPP. STRENGTH	TEAM	ADJ.	CONF.	ADJ CONF.
Average RPI Loss:	109	RECORD	PCT. RANK	GAMES	SCHEDULE	OF SCHEDULE	RPI	RPI	RPI	RPI
DIV. I ONLY	10- 4	65	8-2	219	219	101	101	23	23	
DIV. I NON-CONF.	8- 4	90	6-2	163	275	90	90	20	20	
TOTALS	RPI 1-25	RPI 26-50	W-L RECORDS	RPI 51-100	RPI 101-150	RPI 150+				
10- 4	0- 0	0- 0	OVERALL	1- 1	1- 3	8- 0				
6- 1	0- 0	0- 0	HOME	0- 0	0- 1	6- 0				
4- 3	0- 0	0- 0	AWAY	1- 1	1- 2	2- 0				
0- 0	0- 0	0- 0	NEUTRAL	0- 0	0- 0	0- 0				
8- 4	0- 0	0- 0	NON-CONFERENCE	1- 1	1- 3	6- 0				
4- 1	0- 0	0- 0	HOME	0- 0	0- 1	4- 0				
4- 3	0- 0	0- 0	AWAY	1- 1	1- 2	2- 0				
0- 0	0- 0	0- 0	NEUTRAL	0- 0	0- 0	0- 0				
2- 0	0- 0	0- 0	CONFERENCE	0- 0	0- 0	2- 0				
2- 0	0- 0	0- 0	HOME	0- 0	0- 0	2- 0				
0- 0	0- 0	0- 0	AWAY	0- 0	0- 0	0- 0				
0- 0	0- 0	0- 0	NEUTRAL	0- 0	0- 0	0- 0				

RPI 1-25			RPI 26-50			RPI 51-100			RPI 101+			Team's RPI: 101
RPI	S	Opponent	Score	RPI	S	Opponent	Score	RPI	S	Opponent	Score	
						53	A Wake Forest	67 65	104	A Coastal Caro.	54	63
						84	A N.C. A&T	48 57	107	A Liberty	58	53
									122	H Richmond	62	70
									127	A Campbell	64	72
									210	H ETSU	63	47
									213	H Chattanooga	49	41
									225	A Col. of Charleston	69	56
									237	A UNC Asheville	67	40
									267	H High Point	82	70
									282	H Appalachian St.	54	47
									301	H UMES	86	48
									323	H Georgia St.	64	49
LAST 10 Division I												
213	H	Chattanooga	49	41	84	A	N.C. A&T	48	57			
210	H	ETSU	63	47	323	H	Georgia St.	64	49			
282	H	Appalachian St.	54	47	127	A	Campbell	64	72			
267	H	High Point	82	70	237	A	UNC Asheville	67	40			
225	A	Col. of Charleston	69	56	107	A	Liberty	58	53			

Non-Div I Games: Erskine 106 44 Concord 80 45 Lenoir-Rhyne 84 59

UNC Greensboro

Loss, Non-Conf, S Site, H Home A Away N Neutral

Average RPI Win:	257	WON-LOST	WINNING	LAST 10	STRENGTH OF	OPP. STRENGTH	TEAM	ADJ.	CONF.	ADJ CONF.
Average RPI Loss:	129	RECORD	PCT. RANK	GAMES	SCHEDULE	OF SCHEDULE	RPI	RPI	RPI	RPI
DIV. I ONLY	4- 9	268	4-6	93	298	221	221	14	14	
DIV. I NON-CONF.	2- 7	288	2-4	98	336	272	272	13	13	
TOTALS	RPI 1-25	RPI 26-50	W-L RECORDS	RPI 51-100	RPI 101-150	RPI 150+				
4- 9	0- 1	0- 0	OVERALL	0- 4	1- 1	3- 3				
2- 4	0- 0	0- 0	HOME	0- 1	0- 1	2- 2				
2- 4	0- 1	0- 0	AWAY	0- 2	1- 0	1- 1				
0- 1	0- 0	0- 0	NEUTRAL	0- 1	0- 0	0- 0				
2- 7	0- 1	0- 0	NON-CONFERENCE	0- 2	0- 1	2- 3				
1- 3	0- 0	0- 0	HOME	0- 0	0- 1	1- 2				
1- 3	0- 1	0- 0	AWAY	0- 1	0- 0	1- 1				
0- 1	0- 0	0- 0	NEUTRAL	0- 1	0- 0	0- 0				
2- 2	0- 0	0- 0	CONFERENCE	0- 2	1- 0	1- 0				
1- 1	0- 0	0- 0	HOME	0- 1	0- 0	1- 0				
1- 1	0- 0	0- 0	AWAY	0- 1	1- 0	0- 0				
0- 0	0- 0	0- 0	NEUTRAL	0- 0	0- 0	0- 0				

RPI 1-25				RPI 26-50				RPI 51-100				RPI 101+ Team's RPI: 221			
RPI	S	Opponent	Score	RPI	S	Opponent	Score	RPI	S	Opponent	Score	RPI	S	Opponent	Score
17	A	NC State	40 80					53	A	Wake Forest	55 65	104	H	Coastal Caro.	43 62
								61	N	North Carolina	45 85	144	A	William & Mary	72 55
								78	H	Drexel	72 73	243	H	Kennesaw St.	56 58
								90	A	Elon	53 77	246	H	Delaware	71 65
												248	H	Winthrop	63 75
												269	A	Longwood	58 59
												290	A	Presbyterian	70 60
												346	H	South Carolina St.	84 46
LAST 10 Division I															
				90	A	Elon	53 77	248	H	Winthrop	63 75				
				144	A	William & Mary	72 55	104	H	Coastal Caro.	43 62				
				78	H	Drexel	72 73	290	A	Presbyterian	70 60				
				246	H	Delaware	71 65	243	H	Kennesaw St.	56 58				
				61	N	North Carolina	45 85	346	H	South Carolina St.	84 46				

Non-Div I Games: Catawba 75 78 Mount Olive 75 67

UNCW

Loss, Non-Conf, S Site, H Home A Away N Neutral

UNI		WON-LOST	WINNING	LAST 10	STRENGTH OF	OPP. STRENGTH	TEAM	ADJ.	CONF.	ADJ CONF.
Average RPI Win: 138		RECORD	PCT. RANK	GAMES	SCHEDULE	OF SCHEDULE	RPI	RPI	RPI	RPI
Average RPI Loss: 29										
DIV. I ONLY		8- 5	112	5-5	58	1	39	39	7	7
DIV. I NON-CONF.		7- 3	80	4-3	117	2	42	42	7	7

TOTALS	RPI 1-25		RPI 26-50		W-L RECORDS		RPI 51-100		RPI 101-150	RPI 150+
8- 5	1- 3		0- 1		OVERALL		3- 1		1- 0	3- 0
3- 0	1- 0		0- 0		HOME		1- 0		0- 0	1- 0
5- 3	0- 3		0- 0		AWAY		2- 0		1- 0	2- 0
0- 2	0- 0		0- 1		NEUTRAL		0- 1		0- 0	0- 0
7- 3	1- 1		0- 1		NON-CONFERENCE		2- 1		1- 0	3- 0
3- 0	1- 0		0- 0		HOME		1- 0		0- 0	1- 0
4- 1	0- 1		0- 0		AWAY		1- 0		1- 0	2- 0
0- 2	0- 0		0- 1		NEUTRAL		0- 1		0- 0	0- 0
1- 2	0- 2		0- 0		CONFERENCE		1- 0		0- 0	0- 0
0- 0	0- 0		0- 0		HOME		0- 0		0- 0	0- 0
1- 2	0- 2		0- 0		AWAY		1- 0		0- 0	0- 0
0- 0	0- 0		0- 0		NEUTRAL		0- 0		0- 0	0- 0

RPI 1-25				RPI 26-50				Team's RPI: 39	RPI 51-100				RPI 101+			
RPI	S	Opponent	Score	RPI	S	Opponent	Score		RPI	S	Opponent	Score	RPI	S	Opponent	Score
1	A	Missouri St.	66 80	35	N	Ohio St.	46 64		63	H	IUPUI	51 50	140	A	Wichita St.	61 50
8	H	Iowa	88 66						70	N	Alabama	77 87	154	A	Missouri	78 73
18	A	Creighton	54 57						87	A	Iowa St.	71 63	258	A	Omaha	81 45
23	A	Drake	87 104						91	A	Southern Ill.	60 57	306	H	North Dakota St.	95 63

LAST 10 Division I																
1	A	Missouri St.	66 80	258	A	Omaha	81 45									
91	A	Southern Ill.	60 57	18	A	Creighton	54 57									
23	A	Drake	87 104	35	N	Ohio St.	46 64									
87	A	Iowa St.	71 63	70	N	Alabama	77 87									
63	H	IUPUI	51 50	8	H	Iowa	88 66									

Non-Div I Games: Northwest Mo. St. 78 53

UNI

■ Loss,
 ■ Non-Conf, S Site,
 ■ Home
 ■ Away
 N Neutral

Average RPI Win:	204	WON-LOST	WINNING	LAST 10	STRENGTH OF	OPP. STRENGTH	TEAM	ADJ.	CONF.	ADJ CONF.
Average RPI Loss:	127	RECORD	PCT. RANK	GAMES	SCHEDULE	OF SCHEDULE	RPI	RPI	RPI	RPI
DIV. I ONLY	8- 9	190	6-4	193	124	202	202	17	17	
DIV. I NON-CONF.	4- 7	225	2-3	220	49	256	256	24	24	
TOTALS	RPI 1-25	RPI 26-50	W-L RECORDS	RPI 51-100	RPI 101-150	RPI 150+				
8- 9	0- 0	0- 2	OVERALL	3- 2	0- 1	5- 4				
5- 5	0- 0	0- 2	HOME	3- 2	0- 0	2- 1				
3- 4	0- 0	0- 0	AWAY	0- 0	0- 1	3- 3				
0- 0	0- 0	0- 0	NEUTRAL	0- 0	0- 0	0- 0				
4- 7	0- 0	0- 2	NON-CONFERENCE	2- 1	0- 1	2- 3				
3- 4	0- 0	0- 2	HOME	2- 1	0- 0	1- 1				
1- 3	0- 0	0- 0	AWAY	0- 0	0- 1	1- 2				
0- 0	0- 0	0- 0	NEUTRAL	0- 0	0- 0	0- 0				
4- 2	0- 0	0- 0	CONFERENCE	1- 1	0- 0	3- 1				
2- 1	0- 0	0- 0	HOME	1- 1	0- 0	1- 0				
2- 1	0- 0	0- 0	AWAY	0- 0	0- 0	2- 1				
0- 0	0- 0	0- 0	NEUTRAL	0- 0	0- 0	0- 0				

RPI S	Opponent	Score	RPI S	Opponent	Score	RPI S	Opponent	Score	RPI S	Opponent	Score	Team's RPI: 202
29	H Virginia	55 63	57	H St. John's (NY)	79 75	110	A Southern California	54 75				
44	H Duke	45 57	80	H South Fla.	61 51	155	A San Jose St.	60 62				
			90	H Elon	44 50	161	A Southern Utah	68 72				
			97	H Fresno St.	66 72	209	H Cal St. Fullerton	58 64				
			100	H Boise St.	66 65	223	H Wyoming	65 53				
						233	A Pepperdine	69 44				
						244	A Grand Canyon	51 53				
						288	A Utah St.	60 46				
						304	A Air Force	67 60				
						346	H South Carolina St.	66 57				
LAST 10 Division I												
155	A San Jose St.	60 62	80	H South Fla.	61 51							
223	H Wyoming	65 53	29	H Virginia	55 63							
100	H Boise St.	66 65	244	A Grand Canyon	51 53							
304	A Air Force	67 60	110	A Southern California	54 75							
288	A Utah St.	60 46	233	A Pepperdine	69 44							

Non-Div I Games:

UNLV

■ Loss,
■ Non-Conf,
■ S Site,
■ H Home
■ A Away
N Neutral

USC Upstate

Through Games Of Jan. 16, 2020

Average RPI Win:	342	WON-LOST	WINNING	LAST 10	STRENGTH OF	OPP. STRENGTH	TEAM	ADJ.	CONF.	ADJ CONF.
Average RPI Loss:	187	RECORD	PCT. RANK	GAMES	SCHEDULE	OF SCHEDULE	RPI	RPI	RPI	RPI
DIV. I ONLY	4- 10	275	2-8	324	306	335	335	27	27	
DIV. I NON-CONF.	3- 4	201	1-2	341	207	310	310	27	27	
TOTALS	RPI 1-25	RPI 26-50	W-L RECORDS	RPI 51-100	RPI 101-150	RPI 150+				
4- 10	0- 1	0- 0	OVERALL	0- 1	0- 1	4- 7				
4- 3	0- 0	0- 0	HOME	0- 0	0- 0	4- 3				
0- 7	0- 1	0- 0	AWAY	0- 1	0- 1	0- 4				
0- 0	0- 0	0- 0	NEUTRAL	0- 0	0- 0	0- 0				
3- 4	0- 1	0- 0	NON-CONFERENCE	0- 1	0- 0	3- 2				
3- 0	0- 0	0- 0	HOME	0- 0	0- 0	3- 0				
0- 4	0- 1	0- 0	AWAY	0- 1	0- 0	0- 2				
0- 0	0- 0	0- 0	NEUTRAL	0- 0	0- 0	0- 0				
1- 6	0- 0	0- 0	CONFERENCE	0- 0	0- 1	1- 5				
1- 3	0- 0	0- 0	HOME	0- 0	0- 0	1- 3				
0- 3	0- 0	0- 0	AWAY	0- 0	0- 1	0- 2				
0- 0	0- 0	0- 0	NEUTRAL	0- 0	0- 0	0- 0				

RPI 1-25				RPI 26-50				RPI 51-100				RPI 101+				Team's RPI: 335
RPI	S	Opponent	Score	RPI	S	Opponent	Score	RPI	S	Opponent	Score	RPI	S	Opponent	Score	
2	A	South Carolina	32 112					71	A	Georgia	53 67	127	A	Campbell	38 50	
												173	A	Hampton	40 60	
												222	A	Jacksonville	43 87	
												237	H	UNC Asheville	48 68	
												248	H	Winthrop	38 52	
												250	A	East Carolina	48 69	
												267	A	High Point	46 85	
												269	H	Longwood	62 70	
												333	H	Western Caro.	70 62	
												339	H	Charleston So.	70 53	
												346	H	South Carolina St.	58 47	
												351	H	Florida A&M	74 61	
LAST 10 Division I																
173	A	Hampton	40 60	127	A	Campbell	38 50									
269	H	Longwood	62 70	339	H	Charleston So.	70 53									
248	H	Winthrop	38 52	346	H	South Carolina St.	58 47									
237	H	UNC Asheville	48 68	71	A	Georgia	53 67									
267	A	High Point	46 85	2	A	South Carolina	32 112									

Non-Div I Games: Mars Hill 89 31 UNKNOWN 71 49

USC Upstate

Loss, Non-Conf, S Site, H Home A Away N Neutral

Average RPI Win:	229	WON-LOST	WINNING	LAST 10	STRENGTH OF	OPP. STRENGTH	TEAM	ADJ.	CONF.	ADJ CONF.
Average RPI Loss:	49	RECORD	PCT. RANK	GAMES	SCHEDULE	OF SCHEDULE	RPI	RPI	RPI	RPI
DIV. I ONLY	10- 7	122	6-4	104	106	109	109	22	22	
DIV. I NON-CONF.	6- 6	164	2-3	86	51	118	118	22	22	
TOTALS	RPI 1-25	RPI 26-50	W-L RECORDS	RPI 51-100	RPI 101-150	RPI 150+				
10- 7	0- 3	0- 1	OVERALL	0- 2	1- 1	9- 0				
6- 2	0- 0	0- 0	HOME	0- 2	1- 0	5- 0				
4- 2	0- 1	0- 0	AWAY	0- 0	0- 1	4- 0				
0- 3	0- 2	0- 1	NEUTRAL	0- 0	0- 0	0- 0				
6- 6	0- 3	0- 1	NON-CONFERENCE	0- 2	0- 0	6- 0				
3- 2	0- 0	0- 0	HOME	0- 2	0- 0	3- 0				
3- 1	0- 1	0- 0	AWAY	0- 0	0- 0	3- 0				
0- 3	0- 2	0- 1	NEUTRAL	0- 0	0- 0	0- 0				
4- 1	0- 0	0- 0	CONFERENCE	0- 0	1- 1	3- 0				
3- 0	0- 0	0- 0	HOME	0- 0	1- 0	2- 0				
1- 1	0- 0	0- 0	AWAY	0- 0	0- 1	1- 0				
0- 0	0- 0	0- 0	NEUTRAL	0- 0	0- 0	0- 0				

RPI 1-25				RPI 26-50				RPI 51-100				RPI 101+ Team's RPI: 109			
RPI	S	Opponent	Score	RPI	S	Opponent	Score	RPI	S	Opponent	Score	RPI	S	Opponent	Score
3	N	Louisville	67 76	40	N	Oklahoma St.	47 60	77	H	Marist	57 73	104	A	Coastal Caro.	56 62
11	N	Oregon	54 91					92	H	Texas Southern	63 74	131	H	Louisiana	79 52
13	A	Northwestern	47 74									153	H	Wright St.	68 62
												158	A	Kansas St.	57 53
												203	H	SMU	51 46
												207	H	Little Rock	65 58
												212	H	Arkansas St.	71 44
												266	A	North Texas	68 49
												282	A	Appalachian St.	82 60
												327	A	Grambling	88 54
												349	H	Chicago St.	84 53
LAST 10 Division I															
131	H	Louisiana	79 52	92	H	Texas Southern	63 74	203	H	SMU	51 46				
104	A	Coastal Caro.	56 62					77	H	Marist	57 73				
282	A	Appalachian St.	82 60					13	A	Northwestern	47 74				
207	H	Little Rock	65 58					153	H	Wright St.	68 62				
212	H	Arkansas St.	71 44												

Non-Div I Games:

UT Arlington

Average RPI Win:	185	WON-LOST	WINNING	LAST 10	STRENGTH OF	OPP. STRENGTH	TEAM	ADJ.	CONF.	ADJ CONF.
Average RPI Loss:	50	RECORD	PCT. RANK	GAMES	SCHEDULE	OF SCHEDULE	RPI	RPI	RPI	RPI
DIV. I ONLY	9- 7	144	7-3	71	59	74	74	20	20	
DIV. I NON-CONF.	4- 7	225	2-3	21	8	122	122	21	21	
TOTALS	RPI 1-25	RPI 26-50	W-L RECORDS	RPI 51-100	RPI 101-150	RPI 150+				
9- 7	0- 3	0- 1	OVERALL	2- 3	2- 0	5- 0				
7- 1	0- 1	0- 0	HOME	2- 0	1- 0	4- 0				
2- 6	0- 2	0- 1	AWAY	0- 3	1- 0	1- 0				
0- 0	0- 0	0- 0	NEUTRAL	0- 0	0- 0	0- 0				
4- 7	0- 3	0- 1	NON-CONFERENCE	1- 3	1- 0	2- 0				
4- 1	0- 1	0- 0	HOME	1- 0	1- 0	2- 0				
0- 6	0- 2	0- 1	AWAY	0- 3	0- 0	0- 0				
0- 0	0- 0	0- 0	NEUTRAL	0- 0	0- 0	0- 0				
5- 0	0- 0	0- 0	CONFERENCE	1- 0	1- 0	3- 0				
3- 0	0- 0	0- 0	HOME	1- 0	0- 0	2- 0				
2- 0	0- 0	0- 0	AWAY	0- 0	1- 0	1- 0				
0- 0	0- 0	0- 0	NEUTRAL	0- 0	0- 0	0- 0				

RPI 1-25				RPI 26-50				RPI 51-100 Team's RPI: 74				RPI 101+			
RPI	S	Opponent	Score	RPI	S	Opponent	Score	RPI	S	Opponent	Score	RPI	S	Opponent	Score
3	H	Louisville	63 71	46	A	Arkansas	46 96	63	H	IUPUI	57 51	146	A	Austin Peay	69 61
7	A	Gonzaga	55 78					83	H	Belmont	74 57	150	H	Samford	80 75
15	A	Mississippi St.	46 82					89	A	Illinois St.	47 70	211	A	Murray St.	89 64
								91	A	Southern Ill.	59 70	211	H	Murray St.	98 56
								99	A	Saint Louis	50 56	213	H	Chattanooga	78 51
												259	H	Lipscomb	83 67
												332	H	Tennessee St.	88 71
LAST 10 Division I															
211	H	Murray St.	98 56	46	A	Arkansas	46 96	3	H	Louisville	63 71				
83	H	Belmont	74 57					259	H	Lipscomb	83 67				
332	H	Tennessee St.	88 71					213	H	Chattanooga	78 51				
146	A	Austin Peay	69 61					91	A	Southern Ill.	59 70				
211	A	Murray St.	89 64												

Non-Div I Games:

UT Martin

U
T
E
P

UTEP				Through Games Of Jan. 16, 2020						
Average RPI Win:	262	WON-LOST	WINNING	LAST 10	STRENGTH OF	OPP. STRENGTH	TEAM	ADJ.	CONF.	ADJ CONF.
Average RPI Loss:	176	RECORD	PCT. RANK	GAMES	SCHEDULE	OF SCHEDULE	RPI	RPI	RPI	RPI
DIV. I ONLY		10- 5	79	6-4	285	292	205	205	13	13
DIV. I NON-CONF.		7- 4	100	3-3	314	281	263	263	14	14

TOTALS	RPI 1-25	RPI 26-50		W-L RECORDS		RPI 51-100		RPI 101-150		RPI 150+
10- 5	0- 0	0- 0		OVERALL		0- 1		1- 0		9- 4
8- 3	0- 0	0- 0		HOME		0- 1		1- 0		7- 2
2- 2	0- 0	0- 0		AWAY		0- 0		0- 0		2- 2
0- 0	0- 0	0- 0		NEUTRAL		0- 0		0- 0		0- 0
7- 4	0- 0	0- 0		NON-CONFERENCE		0- 1		1- 0		6- 3
6- 3	0- 0	0- 0		HOME		0- 1		1- 0		5- 2
1- 1	0- 0	0- 0		AWAY		0- 0		0- 0		1- 1
0- 0	0- 0	0- 0		NEUTRAL		0- 0		0- 0		0- 0
3- 1	0- 0	0- 0		CONFERENCE		0- 0		0- 0		3- 1
2- 0	0- 0	0- 0		HOME		0- 0		0- 0		2- 0
1- 1	0- 0	0- 0		AWAY		0- 0		0- 0		1- 1
0- 0	0- 0	0- 0		NEUTRAL		0- 0		0- 0		0- 0

U
T
E
P

RPI 1-25			RPI 26-50			RPI 51-100			RPI 101+			Team's RPI: 205
RPI	S	Opponent	Score	RPI	S	Opponent	Score	RPI	S	Opponent	Score	
						51	H Arizona	43	54	123	H Western Mich.	76 46
										170	H New Mexico	78 93
										175	A Southern Miss.	89 72
										189	H Fla. Atlantic	96 65
										203	A SMU	56 60
										216	H Tulsa	51 58
										239	A Louisiana Tech	80 87
										245	H UC Riverside	63 50
										303	H Weber St.	70 51
										311	A New Mexico St.	63 57
										311	H New Mexico St.	65 45
										312	H FIU	64 34
										323	H Georgia St.	71 68
										328	H Alcorn	92 47

LAST 10 Division I												
						239	A Louisiana Tech	80	87	203	A SMU	56 60
						175	A Southern Miss.	89	72	51	H Arizona	43 54
						189	H Fla. Atlantic	96	65	303	H Weber St.	70 51
						312	H FIU	64	34	323	H Georgia St.	71 68
						216	H Tulsa	51	58	123	H Western Mich.	76 46

Non-Div I Games:

UTEP

Average RPI Win:	320	WON-LOST	WINNING	LAST 10	STRENGTH OF	OPP. STRENGTH	TEAM	ADJ.	CONF.	ADJ CONF.
Average RPI Loss:	179	RECORD	PCT. RANK	GAMES	SCHEDULE	OF SCHEDULE	RPI	RPI	RPI	RPI
DIV. I ONLY	4- 9	268	4-6	320	284	319	319	32	32	
DIV. I NON-CONF.	1- 8	322	1-5	278	224	336	336	32	32	
TOTALS	RPI 1-25	RPI 26-50	W-L RECORDS	RPI 51-100	RPI 101-150	RPI 150+				
4- 9	0- 0	0- 0	OVERALL	0- 2	0- 1	4- 6				
3- 2	0- 0	0- 0	HOME	0- 1	0- 0	3- 1				
1- 5	0- 0	0- 0	AWAY	0- 1	0- 1	1- 3				
0- 2	0- 0	0- 0	NEUTRAL	0- 0	0- 0	0- 2				
1- 8	0- 0	0- 0	NON-CONFERENCE	0- 2	0- 1	1- 5				
1- 2	0- 0	0- 0	HOME	0- 1	0- 0	1- 1				
0- 4	0- 0	0- 0	AWAY	0- 1	0- 1	0- 2				
0- 2	0- 0	0- 0	NEUTRAL	0- 0	0- 0	0- 2				
3- 1	0- 0	0- 0	CONFERENCE	0- 0	0- 0	3- 1				
2- 0	0- 0	0- 0	HOME	0- 0	0- 0	2- 0				
1- 1	0- 0	0- 0	AWAY	0- 0	0- 0	1- 1				
0- 0	0- 0	0- 0	NEUTRAL	0- 0	0- 0	0- 0				

RPI 1-25			RPI 26-50			RPI 51-100			RPI 101+			Team's RPI: 319
RPI	S	Opponent	Score	RPI	S	Opponent	Score	RPI	S	Opponent	Score	Score
						59 A Texas	69 85	110 A Southern California			43 80	
						92 H Texas Southern	44 71	158 A Kansas St.			66 79	
								186 A A&M-Corpus Christi			50 61	
								186 H A&M-Corpus Christi			54 59	
								238 A UMKC			56 60	
								285 N Long Beach St.			65 69	
								292 H UTSA			75 64	
								297 H California Baptist			87 68	
								299 N Nevada			57 62	
								340 H Seattle U			85 81	
								349 A Chicago St.			87 67	
LAST 10 Division I												
340 H		Seattle U	85 81	299 N		Nevada	57 62					
349 A		Chicago St.	87 67	285 N		Long Beach St.	65 69					
238 A		UMKC	56 60	110 A		Southern California	43 80					
297 H		California Baptist	87 68	186 H		A&M-Corpus Christi	54 59					
158 A		Kansas St.	66 79	292 H		UTSA	75 64					

Non-Div I Games: Tex. A&M Int'l 72 56 Tex. A&M-Kingsville 66 45 Texas Lutheran 98 46 Minot St. 75 56

UTRGV

Loss, Non-Conf, S Site, H Home A Away N Neutral

Average RPI Win:	297	WON-LOST	WINNING	LAST 10	STRENGTH OF	OPP. STRENGTH	TEAM	ADJ.	CONF.	ADJ CONF.
Average RPI Loss:	187	RECORD	PCT. RANK	GAMES	SCHEDULE	OF SCHEDULE	RPI	RPI	RPI	RPI
DIV. I ONLY	3- 9	290	2-8	201	335	292	292	13	13	
DIV. I NON-CONF.	1- 7	321	0-6	231	335	329	329	14	14	
TOTALS	RPI 1-25	RPI 26-50	W-L RECORDS	RPI 51-100	RPI 101-150	RPI 150+				
3- 9	0- 0	0- 0	OVERALL	0- 1	0- 2	3- 6				
2- 2	0- 0	0- 0	HOME	0- 0	0- 1	2- 1				
1- 6	0- 0	0- 0	AWAY	0- 1	0- 0	1- 5				
0- 1	0- 0	0- 0	NEUTRAL	0- 0	0- 1	0- 0				
1- 7	0- 0	0- 0	NON-CONFERENCE	0- 1	0- 2	1- 4				
1- 1	0- 0	0- 0	HOME	0- 0	0- 1	1- 0				
0- 5	0- 0	0- 0	AWAY	0- 1	0- 0	0- 4				
0- 1	0- 0	0- 0	NEUTRAL	0- 0	0- 1	0- 0				
2- 2	0- 0	0- 0	CONFERENCE	0- 0	0- 0	2- 2				
1- 1	0- 0	0- 0	HOME	0- 0	0- 0	1- 1				
1- 1	0- 0	0- 0	AWAY	0- 0	0- 0	1- 1				
0- 0	0- 0	0- 0	NEUTRAL	0- 0	0- 0	0- 0				

RPI 1-25				RPI 26-50				RPI 51-100				RPI 101+				Team's RPI: 292		
RPI	S	Opponent	Score	RPI	S	Opponent	Score	RPI	S	Opponent	Score	RPI	S	Opponent	Score			
								59	A	Texas	53	84	132	H	Sam Houston St.	77	81	
														134	N	Utah	45	91
														175	A	Southern Miss.	65	82
														189	H	Fla. Atlantic	53	80
														190	A	Texas Tech	58	115
														194	A	Hawaii	50	62
														239	A	Louisiana Tech	82	73
														293	A	Texas St.	69	74
														312	H	FIU	60	45
														319	A	UTRGV	64	75
														341	H	Incarnate Word	63	56
LAST 10 Division I																		
				175	A	Southern Miss.	65	82		132	H	Sam Houston St.	77	81				
				239	A	Louisiana Tech	82	73		293	A	Texas St.	69	74				
				312	H	FIU	60	45		319	A	UTRGV	64	75				
				189	H	Fla. Atlantic	53	80		134	N	Utah	45	91				
				190	A	Texas Tech	58	115		194	A	Hawaii	50	62				

Non-Div I Games: Texas Wesleyan 80 78 Southwest (NM) 79 62 Concordia (TX) 73 44

UTSA

Loss, Non-Conf, S Site, H Home A Away N Neutral

Average RPI Win:	211	WON-LOST	WINNING	LAST 10	STRENGTH OF	OPP. STRENGTH	TEAM	ADJ.	CONF.	ADJ CONF.
Average RPI Loss:	71	RECORD	PCT. RANK	GAMES	SCHEDULE	OF SCHEDULE	RPI	RPI	RPI	RPI
DIV. I ONLY	8- 8	173	5-5	82	74	134	134	1	1	
DIV. I NON-CONF.	7- 4	100	4-1	284	176	186	186	1	1	
TOTALS	RPI 1-25	RPI 26-50	W-L RECORDS	RPI 51-100	RPI 101-150	RPI 150+				
8- 8	0- 3	0- 2	OVERALL	2- 0	1- 2	5- 1				
5- 4	0- 1	0- 2	HOME	0- 0	1- 1	4- 0				
1- 4	0- 2	0- 0	AWAY	1- 0	0- 1	0- 1				
2- 0	0- 0	0- 0	NEUTRAL	1- 0	0- 0	1- 0				
7- 4	0- 0	0- 1	NON-CONFERENCE	2- 0	0- 2	5- 1				
4- 2	0- 0	0- 1	HOME	0- 0	0- 1	4- 0				
1- 2	0- 0	0- 0	AWAY	1- 0	0- 1	0- 1				
2- 0	0- 0	0- 0	NEUTRAL	1- 0	0- 0	1- 0				
1- 4	0- 3	0- 1	CONFERENCE	0- 0	1- 0	0- 0				
1- 2	0- 1	0- 1	HOME	0- 0	1- 0	0- 0				
0- 2	0- 2	0- 0	AWAY	0- 0	0- 0	0- 0				
0- 0	0- 0	0- 0	NEUTRAL	0- 0	0- 0	0- 0				

RPI	S	Opponent	Score	RPI	S	Opponent	Score	RPI	S	Opponent	Score	RPI	S	Opponent	Score	Team's RPI: 134
5	A	Oregon St.	48 77	42	H	Colorado	70 80	73	A	BYU	77 73	102	H	Providence	60 67	
6	H	UCLA	54 84	49	H	South Dakota	81 84	92	N	Texas Southern	61 52	110	H	Southern California	67 65	
11	A	Oregon	51 88									121	A	Cincinnati	62 68	
												228	H	Oral Roberts	78 58	
												232	A	Xavier	63 70	
												289	H	Eastern Wash.	87 49	
												292	N	UTSA	91 45	
												299	H	Nevada	68 62	
												303	H	Weber St.	75 46	
LAST 10 Division I																
110	H	Southern California	67 65	303	H	Weber St.	75 46									
6	H	UCLA	54 84	102	H	Providence	60 67									
11	A	Oregon	51 88	299	H	Nevada	68 62									
5	A	Oregon St.	48 77	228	H	Oral Roberts	78 58									
42	H	Colorado	70 80	73	A	BYU	77 73									

Non-Div I Games:

Utah

Average RPI Win:	293	WON-LOST	WINNING	LAST 10	STRENGTH OF	OPP. STRENGTH	TEAM	ADJ.	CONF.	ADJ CONF.
Average RPI Loss:	174	RECORD	PCT. RANK	GAMES	SCHEDULE	OF SCHEDULE	RPI	RPI	RPI	RPI
DIV. I ONLY	4- 12	290	2-8	182	279	288	288	17	17	
DIV. I NON-CONF.	4- 6	212	2-2	144	262	196	196	24	24	
TOTALS	RPI 1-25	RPI 26-50	W-L RECORDS	RPI 51-100	RPI 101-150	RPI 150+				
4- 12	0- 2	0- 0	OVERALL	0- 2	0- 1	4- 7				
3- 4	0- 0	0- 0	HOME	0- 0	0- 1	3- 3				
1- 8	0- 2	0- 0	AWAY	0- 2	0- 0	1- 4				
0- 0	0- 0	0- 0	NEUTRAL	0- 0	0- 0	0- 0				
4- 6	0- 2	0- 0	NON-CONFERENCE	0- 1	0- 1	4- 2				
3- 1	0- 0	0- 0	HOME	0- 0	0- 1	3- 0				
1- 5	0- 2	0- 0	AWAY	0- 1	0- 0	1- 2				
0- 0	0- 0	0- 0	NEUTRAL	0- 0	0- 0	0- 0				
0- 6	0- 0	0- 0	CONFERENCE	0- 1	0- 0	0- 5				
0- 3	0- 0	0- 0	HOME	0- 0	0- 0	0- 3				
0- 3	0- 0	0- 0	AWAY	0- 1	0- 0	0- 2				
0- 0	0- 0	0- 0	NEUTRAL	0- 0	0- 0	0- 0				

RPI 1-25				RPI 26-50				RPI 51-100				RPI 101+ Team's RPI: 288			
RPI	S	Opponent	Score	RPI	S	Opponent	Score	RPI	S	Opponent	Score	RPI	S	Opponent	Score
5	A	Oregon St.	46 75					73	A	BYU	50 67	130	H	Portland	64 70
11	A	Oregon	52 109					97	A	Fresno St.	64 76	155	H	San Jose St.	61 76
												202	H	UNLV	46 60
												209	A	Cal St. Fullerton	62 83
												266	H	North Texas	66 55
												273	A	San Diego St.	62 66
												279	H	Idaho St.	69 61
												285	A	Long Beach St.	56 48
												299	A	Nevada	60 69
												304	H	Air Force	45 62
												329	A	Utah Valley	49 57
												340	H	Seattle U	70 63
LAST 10 Division I															
299	A	Nevada	60 69	279	H	Idaho St.	69 61								
304	H	Air Force	45 62	266	H	North Texas	66 55								
273	A	San Diego St.	62 66	5	A	Oregon St.	46 75								
202	H	UNLV	46 60	97	A	Fresno St.	64 76								
329	A	Utah Valley	49 57	155	H	San Jose St.	61 76								

Non-Div I Games: Dixie St. 61 49

Utah St.

Average RPI Win: 305		WON-LOST	WINNING	LAST 10	STRENGTH OF	OPP. STRENGTH	TEAM	ADJ.	CONF.	ADJ CONF.
Average RPI Loss: 211		RECORD	PCT. RANK	GAMES	SCHEDULE	OF SCHEDULE	RPI	RPI	RPI	RPI
DIV. I ONLY		5- 9	244	5-5	341	319	329	329	32	32
DIV. I NON-CONF.		1- 9	326	1-5	319	270	345	345	32	32
TOTALS	RPI 1-25	RPI 26-50		W-L RECORDS		RPI 51-100	RPI 101-150	RPI 150+		
5- 9	0- 0	0- 0		OVERALL		0- 2	0- 0	5- 7		
4- 4	0- 0	0- 0		HOME		0- 0	0- 0	4- 4		
1- 5	0- 0	0- 0		AWAY		0- 2	0- 0	1- 3		
0- 0	0- 0	0- 0		NEUTRAL		0- 0	0- 0	0- 0		
1- 9	0- 0	0- 0		NON-CONFERENCE		0- 2	0- 0	1- 7		
1- 4	0- 0	0- 0		HOME		0- 0	0- 0	1- 4		
0- 5	0- 0	0- 0		AWAY		0- 2	0- 0	0- 3		
0- 0	0- 0	0- 0		NEUTRAL		0- 0	0- 0	0- 0		
4- 0	0- 0	0- 0		CONFERENCE		0- 0	0- 0	4- 0		
3- 0	0- 0	0- 0		HOME		0- 0	0- 0	3- 0		
1- 0	0- 0	0- 0		AWAY		0- 0	0- 0	1- 0		
0- 0	0- 0	0- 0		NEUTRAL		0- 0	0- 0	0- 0		

RPI 1-25				RPI 26-50				RPI 51-100				RPI 101+				Team's RPI: 329	
RPI	S	Opponent	Score	RPI	S	Opponent	Score	RPI	S	Opponent	Score	RPI	S	Opponent	Score		
								73	A	BYU	57	71	161	H	Southern Utah	58	71
								100	A	Boise St.	69	77	169	H	Montana	52	63
												238	H	UMKC	62	41	
												245	A	UC Riverside	53	67	
												270	A	UC Santa Barbara	51	59	
												279	H	Idaho St.	61	88	
												288	H	Utah St.	57	49	
												299	H	Nevada	57	60	
												303	A	Weber St.	46	72	
												311	A	New Mexico St.	58	54	
												340	H	Seattle U	70	58	
												349	H	Chicago St.	89	58	
LAST 10 Division I																	
				311	A	New Mexico St.	58	54	303	A	Weber St.	46	72				
				340	H	Seattle U	70	58	73	A	BYU	57	71				
				238	H	UMKC	62	41	169	H	Montana	52	63				
				349	H	Chicago St.	89	58	279	H	Idaho St.	61	88				
				288	H	Utah St.	57	49	100	A	Boise St.	69	77				

Non-Div I Games:	Antelope Valley	77	61	Ottawa (AZ)	99	50
------------------	-----------------	----	----	-------------	----	----

Utah Valley

Loss, Non-Conf, S Site, H Home A Away N Neutral

Average RPI Win:	188	WON-LOST	WINNING	LAST 10	STRENGTH OF	OPP. STRENGTH	TEAM	ADJ.	CONF.	ADJ CONF.
Average RPI Loss:	102	RECORD	PCT. RANK	GAMES	SCHEDULE	OF SCHEDULE	RPI	RPI	RPI	RPI
DIV. I ONLY	8- 8	173	5-5	105	102	135	135	12	12	
DIV. I NON-CONF.	5- 8	221	2-5	119	111	205	205	12	12	
TOTALS	RPI 1-25	RPI 26-50	W-L RECORDS	RPI 51-100	RPI 101-150	RPI 150+				
8- 8	0- 0	1- 1	OVERALL	1- 3	0- 3	6- 1				
5- 3	0- 0	1- 0	HOME	0- 1	0- 2	4- 0				
2- 5	0- 0	0- 1	AWAY	1- 2	0- 1	1- 1				
1- 0	0- 0	0- 0	NEUTRAL	0- 0	0- 0	1- 0				
5- 8	0- 0	1- 1	NON-CONFERENCE	0- 3	0- 3	4- 1				
4- 3	0- 0	1- 0	HOME	0- 1	0- 2	3- 0				
0- 5	0- 0	0- 1	AWAY	0- 2	0- 1	0- 1				
1- 0	0- 0	0- 0	NEUTRAL	0- 0	0- 0	1- 0				
3- 0	0- 0	0- 0	CONFERENCE	1- 0	0- 0	2- 0				
1- 0	0- 0	0- 0	HOME	0- 0	0- 0	1- 0				
2- 0	0- 0	0- 0	AWAY	1- 0	0- 0	1- 0				
0- 0	0- 0	0- 0	NEUTRAL	0- 0	0- 0	0- 0				

RPI	S	Opponent	Score	RPI	S	Opponent	Score	RPI	S	Opponent	Score	RPI	S	Opponent	Score	Team's RPI: 135
37	H	Old Dominion	62 49	47	A	Middle Tenn.	63 86	60	A	Seton Hall	33 53	103	A	Boston College	52 87	
								80	A	South Fla.	55 77	121	H	Cincinnati	56 58	
								84	H	N.C. A&T	58 69	144	H	William & Mary	55 69	
								99	A	Saint Louis	65 52	166	A	Rhode Island	75 54	
												167	H	Saint Joseph's	47 40	
												175	A	Southern Miss.	39 51	
												245	H	UC Riverside	67 51	
												250	H	East Carolina	53 40	
												258	N	Omaha	74 66	
												282	H	Appalachian St.	66 38	
LAST 10 Division I																
99	A	Saint Louis	65 52	47	A	Middle Tenn.	63 86	37	H	Old Dominion	62 49	144	H	William & Mary	55 69	
167	H	Saint Joseph's	47 40					121	H	Cincinnati	56 58					
166	A	Rhode Island	75 54					175	A	Southern Miss.	39 51					
84	H	N.C. A&T	58 69													
245	H	UC Riverside	67 51													

Non-Div I Games:

VCU

■ Loss,
■ Non-Conf,
■ S Site,
■ H Home
■ A Away
N Neutral

Valparaiso

Through Games Of Jan. 16, 2020

Average RPI Win:	277	WON-LOST	WINNING	LAST 10	STRENGTH OF	OPP. STRENGTH	TEAM	ADJ.	CONF.	ADJ CONF.
Average RPI Loss:	59	RECORD	PCT. RANK	GAMES	SCHEDULE	OF SCHEDULE	RPI	RPI	RPI	RPI
DIV. I ONLY	10- 5	79	8-2	310	125	172	172	7	7	
DIV. I NON-CONF.	8- 3	68	6-0	320	217	139	139	7	7	
TOTALS	RPI 1-25	RPI 26-50	W-L RECORDS	RPI 51-100	RPI 101-150	RPI 150+				
10- 5	0- 2	0- 1	OVERALL	0- 1	0- 0	10- 1				
4- 2	0- 1	0- 0	HOME	0- 1	0- 0	4- 0				
6- 2	0- 1	0- 0	AWAY	0- 0	0- 0	6- 1				
0- 1	0- 0	0- 1	NEUTRAL	0- 0	0- 0	0- 0				
8- 3	0- 1	0- 1	NON-CONFERENCE	0- 0	0- 0	8- 1				
4- 0	0- 0	0- 0	HOME	0- 0	0- 0	4- 0				
4- 2	0- 1	0- 0	AWAY	0- 0	0- 0	4- 1				
0- 1	0- 0	0- 1	NEUTRAL	0- 0	0- 0	0- 0				
2- 2	0- 1	0- 0	CONFERENCE	0- 1	0- 0	2- 0				
0- 2	0- 1	0- 0	HOME	0- 1	0- 0	0- 0				
2- 0	0- 0	0- 0	AWAY	0- 0	0- 0	2- 0				
0- 0	0- 0	0- 0	NEUTRAL	0- 0	0- 0	0- 0				

RPI S	Opponent	Score	RPI S	Opponent	Score	RPI S	Opponent	Score	RPI S	Opponent	Score	Team's RPI: 172
1	H Missouri St.	68 81	35	N Ohio St.	38 89	91	H Southern Ill.	51 67	157	A North Dakota	63 65	
13	A Northwestern	48 69							163	A Toledo	61 54	
									199	H Bowling Green	95 90	
									241	A Eastern Ill.	78 66	
									268	H Morehead St.	55 53	
									275	A Indiana St.	75 56	
									306	A North Dakota St.	66 54	
									307	A Detroit Mercy	77 58	
									326	A Evansville	88 66	
									334	H UIC	63 37	
									349	H Chicago St.	95 49	
LAST 10 Division I												
326	A Evansville	88 66	349	H Chicago St.	95 49							
275	A Indiana St.	75 56	268	H Morehead St.	55 53							
1	H Missouri St.	68 81	334	H UIC	63 37							
91	H Southern Ill.	51 67	307	A Detroit Mercy	77 58							
241	A Eastern Ill.	78 66	163	A Toledo	61 54							

Non-Div I Games:

Valparaiso

■ Loss,
 ■ Non-Conf, S Site,
 ■ Home
 ■ Away
 N Neutral

Vanderbilt

Through Games Of Jan. 16, 2020

Average RPI Win:	191	WON-LOST	WINNING	LAST 10	STRENGTH OF	OPP. STRENGTH	TEAM	ADJ.	CONF.	ADJ CONF.
Average RPI Loss:	47	RECORD	PCT. RANK	GAMES	SCHEDULE	OF SCHEDULE	RPI	RPI	RPI	RPI
DIV. I ONLY	12- 5	67	7-3	53	118	56	56	5	5	
DIV. I NON-CONF.	10- 3	60	5-1	79	220	62	62	5	5	
TOTALS	RPI 1-25	RPI 26-50	W-L RECORDS	RPI 51-100	RPI 101-150	RPI 150+				
12- 5	0- 2	0- 1	OVERALL	3- 1	2- 1	7- 0				
8- 2	0- 2	0- 0	HOME	1- 0	2- 0	5- 0				
3- 1	0- 0	0- 0	AWAY	2- 0	0- 1	1- 0				
1- 2	0- 0	0- 1	NEUTRAL	0- 1	0- 0	1- 0				
10- 3	0- 1	0- 1	NON-CONFERENCE	2- 1	1- 0	7- 0				
7- 1	0- 1	0- 0	HOME	1- 0	1- 0	5- 0				
2- 0	0- 0	0- 0	AWAY	1- 0	0- 0	1- 0				
1- 2	0- 0	0- 1	NEUTRAL	0- 1	0- 0	1- 0				
2- 2	0- 1	0- 0	CONFERENCE	1- 0	1- 1	0- 0				
1- 1	0- 1	0- 0	HOME	0- 0	1- 0	0- 0				
1- 1	0- 0	0- 0	AWAY	1- 0	0- 1	0- 0				
0- 0	0- 0	0- 0	NEUTRAL	0- 0	0- 0	0- 0				

RPI	S	Opponent	Score	RPI	S	Opponent	Score	RPI	S	Opponent	Score	RPI	S	Opponent	Score
2	H	South Carolina	57 93	26	N	Rutgers	56 62	60	N	Seton Hall	65 69	120	H	Furman	74 46
4	H	UConn	51 64					71	A	Georgia	63 55	142	A	Florida	60 68
								81	A	Washington	76 74	148	H	Auburn	77 55
								99	H	Saint Louis	62 50	159	H	Tennessee Tech	75 61
												171	H	Columbia	72 51
												260	H	Eastern Ky.	75 69
												264	H	Radford	80 46
												281	N	UC Irvine	76 63
												310	H	Jacksonville St.	88 66
												332	A	Tennessee St.	106 55
LAST 10 Division I															
2	H	South Carolina	57 93	81	A	Washington	76 74								
71	A	Georgia	63 55	281	N	UC Irvine	76 63								
142	A	Florida	60 68	260	H	Eastern Ky.	75 69								
148	H	Auburn	77 55	159	H	Tennessee Tech	75 61								
171	H	Columbia	72 51	60	N	Seton Hall	65 69								

Non-Div I Games:

Vanderbilt

Loss, Non-Conf, S Site, H Home A Away N Neutral

Average RPI Win:	298	WON-LOST	WINNING	LAST 10	STRENGTH OF	OPP. STRENGTH	TEAM	ADJ.	CONF.	ADJ CONF.
Average RPI Loss:	159	RECORD	PCT. RANK	GAMES	SCHEDULE	OF SCHEDULE	RPI	RPI	RPI	RPI
DIV. I ONLY	7- 9	205	5-5	242	334	252	252	28	28	
DIV. I NON-CONF.	5- 7	205	3-3	285	287	285	285	28	28	
TOTALS	RPI 1-25	RPI 26-50	W-L RECORDS	RPI 51-100	RPI 101-150	RPI 150+				
7- 9	0- 0	0- 0	OVERALL	0- 1	0- 3	7- 5				
6- 2	0- 0	0- 0	HOME	0- 0	0- 1	6- 1				
1- 7	0- 0	0- 0	AWAY	0- 1	0- 2	1- 4				
0- 0	0- 0	0- 0	NEUTRAL	0- 0	0- 0	0- 0				
5- 7	0- 0	0- 0	NON-CONFERENCE	0- 1	0- 2	5- 4				
4- 2	0- 0	0- 0	HOME	0- 0	0- 1	4- 1				
1- 5	0- 0	0- 0	AWAY	0- 1	0- 1	1- 3				
0- 0	0- 0	0- 0	NEUTRAL	0- 0	0- 0	0- 0				
2- 2	0- 0	0- 0	CONFERENCE	0- 0	0- 1	2- 1				
2- 0	0- 0	0- 0	HOME	0- 0	0- 0	2- 0				
0- 2	0- 0	0- 0	AWAY	0- 0	0- 1	0- 1				
0- 0	0- 0	0- 0	NEUTRAL	0- 0	0- 0	0- 0				

RPI S	Opponent	Score	RPI S	Opponent	Score	RPI S	Opponent	Score	RPI S	Opponent	Score	Team's RPI: 252
						62	A Minnesota	58 90	105	A Stony Brook	49 67	
									108	A Loyola Chicago	76 78	
									117	H Massachusetts	49 83	
									151	A Dartmouth	55 72	
									166	A Rhode Island	74 77	
									179	A Merrimack	53 78	
									196	H Binghamton	65 62	
									218	H Saint Francis (PA)	69 73	
									265	H Navy	64 56	
									314	H UMBC	60 58	
									315	H Bryant	71 66	
									318	H NJIT	65 59	
									325	A Albany (NY)	49 58	
									330	H Canisius	76 53	
									347	A LIU Brooklyn	73 62	
LAST 10 Division I												
196	H Binghamton	65 62	347	A LIU Brooklyn	73 62							
314	H UMBC	60 58	318	H NJIT	65 59							
105	A Stony Brook	49 67	330	H Canisius	76 53							
325	A Albany (NY)	49 58	218	H Saint Francis (PA)	69 73							
179	A Merrimack	53 78	117	H Massachusetts	49 83							

Non-Div I Games: Norwich 86 40

Vermont

■ Loss,
 ■ Non-Conf,
 ■ S Site,
 ■ H Home
 ■ A Away
 N Neutral

Villanova

Through Games Of Jan. 16, 2020

Average RPI Win:	135	WON-LOST	WINNING	LAST 10	STRENGTH OF	OPP. STRENGTH	TEAM	ADJ.	CONF.	ADJ CONF.
Average RPI Loss:	95	RECORD	PCT. RANK	GAMES	SCHEDULE	OF SCHEDULE	RPI	RPI	RPI	RPI
DIV. I ONLY	10- 7	122	7-3	69	44	75	75	6	6	
DIV. I NON-CONF.	6- 5	151	3-1	71	62	85	85	6	6	
TOTALS	RPI 1-25	RPI 26-50	W-L RECORDS	RPI 51-100	RPI 101-150	RPI 150+				
10- 7	0- 1	0- 1	OVERALL	3- 2	3- 2	4- 1				
5- 4	0- 1	0- 1	HOME	0- 0	2- 2	3- 0				
5- 3	0- 0	0- 0	AWAY	3- 2	1- 0	1- 1				
0- 0	0- 0	0- 0	NEUTRAL	0- 0	0- 0	0- 0				
6- 5	0- 0	0- 1	NON-CONFERENCE	1- 2	2- 1	3- 1				
3- 2	0- 0	0- 1	HOME	0- 0	1- 1	2- 0				
3- 3	0- 0	0- 0	AWAY	1- 2	1- 0	1- 1				
0- 0	0- 0	0- 0	NEUTRAL	0- 0	0- 0	0- 0				
4- 2	0- 1	0- 0	CONFERENCE	2- 0	1- 1	1- 0				
2- 2	0- 1	0- 0	HOME	0- 0	1- 1	1- 0				
2- 0	0- 0	0- 0	AWAY	2- 0	0- 0	0- 0				
0- 0	0- 0	0- 0	NEUTRAL	0- 0	0- 0	0- 0				

RPI S	Opponent	Score	RPI S	Opponent	Score	RPI S	Opponent	Score	RPI S	Opponent	Score
18	H Creighton	42 58	43	H James Madison	52 56	52	A Temple	69 74	102	H Providence	51 49
						57	A St. John's (NY)	67 62	119	H Penn	70 58
						60	A Seton Hall	61 55	128	A Fordham	73 66
						71	A Georgia	63 58	138	H George Washington	56 68
						78	A Drexel	52 54	143	H Butler	41 58
									167	H Saint Joseph's	60 44
									195	A American	54 76
									198	A La Salle	77 69
									215	H Manhattan	63 51
									232	H Xavier	66 54
LAST 10 Division I											
119	H Penn	70 58	18	H Creighton	42 58						
232	H Xavier	66 54	102	H Providence	51 49						
143	H Butler	41 58	198	A La Salle	77 69						
57	A St. John's (NY)	67 62	52	A Temple	69 74						
60	A Seton Hall	61 55	167	H Saint Joseph's	60 44						

Non-Div I Games:

Villanova

Loss, Non-Conf, S Site, H Home A Away N Neutral

Average RPI Win:	104	WON-LOST	WINNING	LAST 10	STRENGTH OF	OPP. STRENGTH	TEAM	ADJ.	CONF.	ADJ CONF.
Average RPI Loss:	34	RECORD	PCT. RANK	GAMES	SCHEDULE	OF SCHEDULE	RPI	RPI	RPI	RPI
DIV. I ONLY	7- 10	218	3-7	1	24	29	29	3	3	
DIV. I NON-CONF.	5- 6	187	1-3	1	24	16	16	3	3	
TOTALS	RPI 1-25	RPI 26-50	W-L RECORDS	RPI 51-100	RPI 101-150	RPI 150+				
7- 10	0- 5	3- 2	OVERALL	1- 2	1- 1	2- 0				
4- 3	0- 2	3- 0	HOME	1- 1	0- 0	0- 0				
3- 6	0- 2	0- 2	AWAY	0- 1	1- 1	2- 0				
0- 1	0- 1	0- 0	NEUTRAL	0- 0	0- 0	0- 0				
5- 6	0- 4	2- 1	NON-CONFERENCE	1- 0	0- 1	2- 0				
3- 2	0- 2	2- 0	HOME	1- 0	0- 0	0- 0				
2- 3	0- 1	0- 1	AWAY	0- 0	0- 1	2- 0				
0- 1	0- 1	0- 0	NEUTRAL	0- 0	0- 0	0- 0				
2- 4	0- 1	1- 1	CONFERENCE	0- 2	1- 0	0- 0				
1- 1	0- 0	1- 0	HOME	0- 1	0- 0	0- 0				
1- 3	0- 1	0- 1	AWAY	0- 1	1- 0	0- 0				
0- 0	0- 0	0- 0	NEUTRAL	0- 0	0- 0	0- 0				

RPI	S	Opponent	Score	RPI	S	Opponent	Score	Team's RPI: 29	RPI	S	Opponent	Score	RPI	S	Opponent	Score
4	A	UConn	44 83	26	A	Rutgers	63 73		53	A	Wake Forest	56 62	103	A	Boston College	69 52
6	H	UCLA	62 73	27	A	Georgia Tech	51 61		61	H	North Carolina	47 65	110	A	Southern California	49 59
15	N	Mississippi St.	59 72	37	H	Old Dominion	56 53		64	H	Bucknell	84 60	202	A	UNLV	63 55
16	H	Kentucky	47 50	43	H	James Madison	55 49						234	A	CSUN	72 47
17	A	NC State	60 80	44	H	Duke	66 63									
LAST 10 Division I																
				53	A	Wake Forest	56 62		27	A	Georgia Tech	51 61				
				103	A	Boston College	69 52		15	N	Mississippi St.	59 72				
				44	H	Duke	66 63		202	A	UNLV	63 55				
				17	A	NC State	60 80		26	A	Rutgers	63 73				
				61	H	North Carolina	47 65		6	H	UCLA	62 73				

Non-Div I Games:

Virginia

■ Loss,
■ Non-Conf,
■ S Site,
■ H Home
■ A Away
N Neutral

Average RPI Win:	159	WON-LOST	WINNING	LAST 10	STRENGTH OF	OPP. STRENGTH	TEAM	ADJ.	CONF.	ADJ CONF.
Average RPI Loss:	38	RECORD	PCT. RANK	GAMES	SCHEDULE	OF SCHEDULE	RPI	RPI	RPI	RPI
DIV. I ONLY	12- 4	51	6-4	59	66	36	36	3	3	
DIV. I NON-CONF.	10- 1	19	4-1	114	87	26	26	3	3	
TOTALS	RPI 1-25	RPI 26-50	W-L RECORDS	RPI 51-100	RPI 101-150	RPI 150+				
12- 4	1- 2	0- 1	OVERALL	3- 1	3- 0	5- 0				
8- 0	1- 0	0- 0	HOME	2- 0	1- 0	4- 0				
1- 3	0- 2	0- 1	AWAY	0- 0	0- 0	1- 0				
3- 1	0- 0	0- 0	NEUTRAL	1- 1	2- 0	0- 0				
10- 1	1- 0	0- 0	NON-CONFERENCE	2- 1	3- 0	4- 0				
6- 0	1- 0	0- 0	HOME	1- 0	1- 0	3- 0				
1- 0	0- 0	0- 0	AWAY	0- 0	0- 0	1- 0				
3- 1	0- 0	0- 0	NEUTRAL	1- 1	2- 0	0- 0				
2- 3	0- 2	0- 1	CONFERENCE	1- 0	0- 0	1- 0				
2- 0	0- 0	0- 0	HOME	1- 0	0- 0	1- 0				
0- 3	0- 2	0- 1	AWAY	0- 0	0- 0	0- 0				
0- 0	0- 0	0- 0	NEUTRAL	0- 0	0- 0	0- 0				

RPI	S	Opponent	Score	RPI	S	Opponent	Score	Team's RPI: 36	RPI	S	Opponent	Score	RPI	S	Opponent	Score
17	A	NC State	69 76	44	A	Duke	67 72		61	H	North Carolina	76 70	107	H	Liberty	73 69
19	A	Florida St.	62 86						71	N	Georgia	72 77	136	N	Rice	54 45
25	H	Purdue	67 54						83	N	Belmont	60 58	140	N	Wichita St.	84 63
									93	H	Davidson	88 68	201	A	George Mason	77 58
													218	H	Saint Francis (PA)	105 41
													236	H	Gardner-Webb	87 65
													301	H	UMES	86 43
													302	H	Pittsburgh	68 56
LAST 10 Division I																
44	A	Duke	67 72	140	N	Wichita St.	84 63									
302	H	Pittsburgh	68 56	136	N	Rice	54 45									
61	H	North Carolina	76 70	236	H	Gardner-Webb	87 65									
17	A	NC State	69 76	25	H	Purdue	67 54									
19	A	Florida St.	62 86	71	N	Georgia	72 77									

Non-Div I Games:

Virginia Tech

■ Loss,
 ■ Non-Conf,
 ■ S Site,
 ■ H Home
 ■ A Away
 N Neutral

Wagner				STRENGTH OF SCHEDULE	OPP. STRENGTH OF SCHEDULE	TEAM RPI	ADJ. RPI	CONF. RPI	ADJ CONF. RPI
Average RPI Win:	323	WON-LOST RECORD	WINNING PCT. RANK						
Average RPI Loss:	140		LAST 10 GAMES						
DIV. I ONLY	3- 11	304	1-9	107	331	284	284	29	29
DIV. I NON-CONF.	3- 7	252	1-5	44	334	208	208	30	30

TOTALS	RPI 1-25	RPI 26-50	W-L RECORDS	RPI 51-100	RPI 101-150	RPI 150+			
3- 11	0- 1	0- 1	OVERALL	0- 1	0- 3	3- 5			
3- 2	0- 0	0- 0	HOME	0- 0	0- 1	3- 1			
0- 9	0- 1	0- 1	AWAY	0- 1	0- 2	0- 4			
0- 0	0- 0	0- 0	NEUTRAL	0- 0	0- 0	0- 0			
3- 7	0- 1	0- 1	NON-CONFERENCE	0- 1	0- 3	3- 1			
3- 1	0- 0	0- 0	HOME	0- 0	0- 1	3- 0			
0- 6	0- 1	0- 1	AWAY	0- 1	0- 2	0- 1			
0- 0	0- 0	0- 0	NEUTRAL	0- 0	0- 0	0- 0			
0- 4	0- 0	0- 0	CONFERENCE	0- 0	0- 0	0- 4			
0- 1	0- 0	0- 0	HOME	0- 0	0- 0	0- 1			
0- 3	0- 0	0- 0	AWAY	0- 0	0- 0	0- 3			
0- 0	0- 0	0- 0	NEUTRAL	0- 0	0- 0	0- 0			

RPI 1-25				RPI 26-50				RPI 51-100				RPI 101+ Team's RPI: 284			
RPI	S	Opponent	Score	RPI	S	Opponent	Score	RPI	S	Opponent	Score	RPI	S	Opponent	Score
22	A	Maryland	56 119	50	A	Yale	68 87	85	A	Rider	63 77	105	H	Stony Brook	45 66
												106	A	Colgate	58 74
												143	A	Butler	58 74
												156	A	Robert Morris	47 51
												173	A	Youngstown St.	42 64
												208	A	Mt. St. Mary's	63 78
												218	A	Saint Francis (PA)	50 51
												272	H	Sacred Heart	65 79
												314	H	UMBC	67 60
												318	H	NJIT	61 59
												338	H	Saint Peter's	90 89

LAST 10 Division I															
218	A	Saint Francis (PA)	50 51	106	A	Colgate	58 74								
156	A	Robert Morris	47 51	85	A	Rider	63 77								
272	H	Sacred Heart	65 79	105	H	Stony Brook	45 66								
208	A	Mt. St. Mary's	63 78	173	A	Youngstown St.	42 64								
50	A	Yale	68 87	318	H	NJIT	61 59								

Non-Div I Games: Staten Island 81 57

Wagner

■ Loss,
 ■ Non-Conf,
 ■ S Site,
 ■ H Home
 ■ A Away
 N Neutral

Wake Forest

Through Games Of Jan. 16, 2020

Average RPI Win:	131	WON-LOST	WINNING	LAST 10	STRENGTH OF	OPP. STRENGTH	TEAM	ADJ.	CONF.	ADJ CONF.
Average RPI Loss:	77	RECORD	PCT. RANK	GAMES	SCHEDULE	OF SCHEDULE	RPI	RPI	RPI	RPI
DIV. I ONLY	11- 6	85	7-3	64	13	53	53	3	3	
DIV. I NON-CONF.	7- 4	100	3-1	110	102	98	98	3	3	
TOTALS	RPI 1-25	RPI 26-50	W-L RECORDS	RPI 51-100	RPI 101-150	RPI 150+				
11- 6	0- 1	3- 2	OVERALL	2- 1	2- 1	4- 1				
7- 2	0- 0	2- 1	HOME	0- 0	1- 1	4- 0				
2- 4	0- 1	1- 1	AWAY	1- 1	0- 0	0- 1				
2- 0	0- 0	0- 0	NEUTRAL	1- 0	1- 0	0- 0				
7- 4	0- 0	0- 1	NON-CONFERENCE	2- 1	2- 1	3- 1				
4- 2	0- 0	0- 1	HOME	0- 0	1- 1	3- 0				
1- 2	0- 0	0- 0	AWAY	1- 1	0- 0	0- 1				
2- 0	0- 0	0- 0	NEUTRAL	1- 0	1- 0	0- 0				
4- 2	0- 1	3- 1	CONFERENCE	0- 0	0- 0	1- 0				
3- 0	0- 0	2- 0	HOME	0- 0	0- 0	1- 0				
1- 2	0- 1	1- 1	AWAY	0- 0	0- 0	0- 0				
0- 0	0- 0	0- 0	NEUTRAL	0- 0	0- 0	0- 0				

RPI	S	Opponent	Score	RPI	S	Opponent	Score	RPI	S	Opponent	Score	RPI	S	Opponent	Score
3	A	Louisville	61 75	27	H	Georgia Tech	65 60	57	A	St. John's (NY)	74 82	101	H	UNC Greensboro	65 67
				29	H	Virginia	62 56	90	A	Elon	69 57	127	H	Campbell	74 46
				41	A	Miami (FL)	56 59	98	N	Dayton	78 59	142	N	Florida	73 68
				44	A	Duke	60 58					184	H	Clemson	63 58
				48	H	Charlotte	65 77					210	A	ETSU	60 67
												221	H	UNCW	65 55
												225	H	Col. of Charleston	106 50
												250	H	East Carolina	76 53
LAST 10 Division I															
29	H	Virginia	62 56	41	A	Miami (FL)	56 59								
3	A	Louisville	61 75	142	N	Florida	73 68								
184	H	Clemson	63 58	98	N	Dayton	78 59								
27	H	Georgia Tech	65 60	127	H	Campbell	74 46								
44	A	Duke	60 58	210	A	ETSU	60 67								

Non-Div I Games:

Wake Forest

■ Loss,
 ■ Non-Conf,
 ■ S Site,
 ■ H Home
 ■ A Away
 N Neutral

Average RPI Win:	170	WON-LOST	WINNING	LAST 10	STRENGTH OF	OPP. STRENGTH	TEAM	ADJ.	CONF.	ADJ CONF.
Average RPI Loss:	89	RECORD	PCT. RANK	GAMES	SCHEDULE	OF SCHEDULE	RPI	RPI	RPI	RPI
DIV. I ONLY	10- 5	79	6-4	111	49	81	81	1	1	
DIV. I NON-CONF.	8- 3	68	4-2	183	110	120	120	1	1	
TOTALS	RPI 1-25	RPI 26-50	W-L RECORDS	RPI 51-100	RPI 101-150	RPI 150+				
10- 5	1- 1	0- 0	OVERALL	2- 2	1- 1	6- 1				
4- 4	0- 0	0- 0	HOME	1- 2	0- 1	3- 1				
3- 1	0- 1	0- 0	AWAY	1- 0	1- 0	1- 0				
3- 0	1- 0	0- 0	NEUTRAL	0- 0	0- 0	2- 0				
8- 3	1- 0	0- 0	NON-CONFERENCE	1- 1	0- 1	6- 1				
4- 3	0- 0	0- 0	HOME	1- 1	0- 1	3- 1				
1- 0	0- 0	0- 0	AWAY	0- 0	0- 0	1- 0				
3- 0	1- 0	0- 0	NEUTRAL	0- 0	0- 0	2- 0				
2- 2	0- 1	0- 0	CONFERENCE	1- 1	1- 0	0- 0				
0- 1	0- 0	0- 0	HOME	0- 1	0- 0	0- 0				
2- 1	0- 1	0- 0	AWAY	1- 0	1- 0	0- 0				
0- 0	0- 0	0- 0	NEUTRAL	0- 0	0- 0	0- 0				

RPI 1-25				RPI 26-50				RPI 51-100 Team's RPI: 81				RPI 101+			
RPI	S	Opponent	Score	RPI	S	Opponent	Score	RPI	S	Opponent	Score	RPI	S	Opponent	Score
8	N	Iowa	70 63					54	A	Washington St.	65 56	111	A	California	67 64
9	A	Stanford	56 77					54	H	Washington St.	59 66	133	H	Tulane	62 64
								56	H	Vanderbilt	74 76	168	A	San Diego	65 47
								72	H	CSU Bakersfield	80 49	192	N	Iona	65 34
												194	H	Hawaii	50 62
												219	N	Howard	75 58
												231	H	San Francisco	73 54
												303	H	Weber St.	94 41
												340	H	Seattle U	78 46
LAST 10 Division I															
54	H	Washington St.	59 66	231	H	San Francisco	73 54								
9	A	Stanford	56 77	168	A	San Diego	65 47								
111	A	California	67 64	194	H	Hawaii	50 62								
54	A	Washington St.	65 56	8	N	Iowa	70 63								
56	H	Vanderbilt	74 76	219	N	Howard	75 58								

Non-Div I Games:

Washington

■ Loss,
 ■ Non-Conf, S Site,
 ■ Home
 ■ Away
 N Neutral

Average RPI Win:	181	WON-LOST	WINNING	LAST 10	STRENGTH OF	OPP. STRENGTH	TEAM	ADJ.	CONF.	ADJ CONF.
Average RPI Loss:	24	RECORD	PCT. RANK	GAMES	SCHEDULE	OF SCHEDULE	RPI	RPI	RPI	RPI
DIV. I ONLY	9- 7	144	5-5	25	11	54	54	1	1	
DIV. I NON-CONF.	7- 5	130	3-3	58	11	81	81	1	1	
TOTALS	RPI 1-25	RPI 26-50	W-L RECORDS	RPI 51-100	RPI 101-150	RPI 150+				
9- 7	0- 5	0- 1	OVERALL	3- 1	1- 0	5- 0				
5- 2	0- 1	0- 0	HOME	1- 1	0- 0	4- 0				
3- 2	0- 1	0- 1	AWAY	2- 0	1- 0	0- 0				
1- 3	0- 3	0- 0	NEUTRAL	0- 0	0- 0	1- 0				
7- 5	0- 4	0- 1	NON-CONFERENCE	2- 0	0- 0	5- 0				
5- 1	0- 1	0- 0	HOME	1- 0	0- 0	4- 0				
1- 1	0- 0	0- 1	AWAY	1- 0	0- 0	0- 0				
1- 3	0- 3	0- 0	NEUTRAL	0- 0	0- 0	1- 0				
2- 2	0- 1	0- 0	CONFERENCE	1- 1	1- 0	0- 0				
0- 1	0- 0	0- 0	HOME	0- 1	0- 0	0- 0				
2- 1	0- 1	0- 0	AWAY	1- 0	1- 0	0- 0				
0- 0	0- 0	0- 0	NEUTRAL	0- 0	0- 0	0- 0				

RPI 1-25				RPI 26-50				RPI 51-100 Team's RPI: 54				RPI 101+			
RPI	S	Opponent	Score	RPI	S	Opponent	Score	RPI	S	Opponent	Score	RPI	S	Opponent	Score
2	N	South Carolina	53 68	41	A	Miami (FL)	68 74	73	H	BYU	67 50	111	A	California	96 75
7	H	Gonzaga	53 76					81	A	Washington	66 59	233	H	Pepperdine	85 48
9	A	Stanford	58 77					81	H	Washington	56 65	234	H	CSUN	71 61
12	N	Indiana	44 78					100	A	Boise St.	80 68	256	H	Ark.-Pine Bluff	85 56
14	N	Baylor	66 89									263	N	Southern U.	69 54
												281	H	UC Irvine	87 59
LAST 10 Division I															
81	A	Washington	66 59	263	N	Southern U.	69 54								
111	A	California	96 75	281	H	UC Irvine	87 59								
9	A	Stanford	58 77	7	H	Gonzaga	53 76								
81	H	Washington	56 65	256	H	Ark.-Pine Bluff	85 56								
41	A	Miami (FL)	68 74	12	N	Indiana	44 78								

Non-Div I Games:

Washington St.

Average RPI Win:	257	WON-LOST	WINNING	LAST 10	STRENGTH OF	OPP. STRENGTH	TEAM	ADJ.	CONF.	ADJ CONF.
Average RPI Loss:	184	RECORD	PCT. RANK	GAMES	SCHEDULE	OF SCHEDULE	RPI	RPI	RPI	RPI
DIV. I ONLY	3- 12	308	2-8	261	249	303	303	21	21	
DIV. I NON-CONF.	2- 7	288	1-3	123	211	234	234	17	17	
TOTALS	RPI 1-25	RPI 26-50	W-L RECORDS	RPI 51-100	RPI 101-150	RPI 150+				
3- 12	0- 1	0- 0	OVERALL	0- 2	0- 3	3- 6				
1- 4	0- 0	0- 0	HOME	0- 0	0- 1	1- 3				
2- 8	0- 1	0- 0	AWAY	0- 2	0- 2	2- 3				
0- 0	0- 0	0- 0	NEUTRAL	0- 0	0- 0	0- 0				
2- 7	0- 1	0- 0	NON-CONFERENCE	0- 2	0- 2	2- 2				
1- 1	0- 0	0- 0	HOME	0- 0	0- 1	1- 0				
1- 6	0- 1	0- 0	AWAY	0- 2	0- 1	1- 2				
0- 0	0- 0	0- 0	NEUTRAL	0- 0	0- 0	0- 0				
1- 5	0- 0	0- 0	CONFERENCE	0- 0	0- 1	1- 4				
0- 3	0- 0	0- 0	HOME	0- 0	0- 0	0- 3				
1- 2	0- 0	0- 0	AWAY	0- 0	0- 1	1- 1				
0- 0	0- 0	0- 0	NEUTRAL	0- 0	0- 0	0- 0				

RPI 1-25				RPI 26-50				RPI 51-100				RPI 101+ Team's RPI: 303			
RPI	S	Opponent	Score	RPI	S	Opponent	Score	RPI	S	Opponent	Score	RPI	S	Opponent	Score
6	A	UCLA	45 85					81	A	Washington	41 94	126	A	Idaho	50 70
								82	A	Pacific	53 76	130	H	Portland	59 78
												134	A	Utah	46 75
												197	A	Northern Colo.	65 60
												205	A	UTEP	51 70
												214	H	Northern Ariz.	82 88
												245	A	UC Riverside	64 54
												279	H	Idaho St.	54 65
												289	A	Eastern Wash.	53 63
												311	A	New Mexico St.	47 77
												329	H	Utah Valley	72 46
												345	H	Sacramento St.	67 91
LAST 10 Division I															
279	H	Idaho St.	54 65	289	A	Eastern Wash.	53 63								
345	H	Sacramento St.	67 91	134	A	Utah	46 75								
197	A	Northern Colo.	65 60	329	H	Utah Valley	72 46								
214	H	Northern Ariz.	82 88	311	A	New Mexico St.	47 77								
126	A	Idaho	50 70	205	A	UTEP	51 70								

Non-Div I Games:

Weber St.

■ Loss,
 ■ Non-Conf,
 ■ S Site,
 ■ H Home
 ■ A Away
 N Neutral

West Virginia

Through Games Of Jan. 16, 2020

Average RPI Win:	160	WON-LOST	WINNING	LAST 10	STRENGTH OF	OPP. STRENGTH	TEAM	ADJ.	CONF.	ADJ CONF.
Average RPI Loss:	21	RECORD	PCT. RANK	GAMES	SCHEDULE	OF SCHEDULE	RPI	RPI	RPI	RPI
DIV. I ONLY	13- 2	20	9-1	89	56	32	32	4	4	
DIV. I NON-CONF.	10- 1	19	6-0	153	92	31	31	4	4	
TOTALS	RPI 1-25	RPI 26-50	W-L RECORDS	RPI 51-100	RPI 101-150	RPI 150+				
13- 2	1- 2	0- 0	OVERALL	4- 0	1- 0	7- 0				
6- 1	0- 1	0- 0	HOME	1- 0	1- 0	4- 0				
3- 0	1- 0	0- 0	AWAY	1- 0	0- 0	1- 0				
4- 1	0- 1	0- 0	NEUTRAL	2- 0	0- 0	2- 0				
10- 1	1- 1	0- 0	NON-CONFERENCE	2- 0	1- 0	6- 0				
5- 0	0- 0	0- 0	HOME	0- 0	1- 0	4- 0				
1- 0	1- 0	0- 0	AWAY	0- 0	0- 0	0- 0				
4- 1	0- 1	0- 0	NEUTRAL	2- 0	0- 0	2- 0				
3- 1	0- 1	0- 0	CONFERENCE	2- 0	0- 0	1- 0				
1- 1	0- 1	0- 0	HOME	1- 0	0- 0	0- 0				
2- 0	0- 0	0- 0	AWAY	1- 0	0- 0	1- 0				
0- 0	0- 0	0- 0	NEUTRAL	0- 0	0- 0	0- 0				

RPI	S	Opponent	Score
15	A	Mississippi St.	71 65
18	N	Creighton	75 82
24	H	Oklahoma	49 73

RPI	S	Opponent	Score
-----	---	----------	-------

Team's RPI: 32

RPI	S	Opponent	Score
59	H	Texas	68 63
69	A	Kansas	68 49
88	N	Syracuse	71 69
95	N	Michigan St.	63 57

RPI	S	Opponent	Score
149	H	Cornell	68 62
158	A	Kansas St.	74 63
160	N	Norfolk St.	72 55
170	N	New Mexico	73 60
218	H	Saint Francis (PA)	74 45
264	H	Radford	74 37
290	H	Presbyterian	56 40
343	H	Coppin St.	82 47

LAST 10 Division I

24	H	Oklahoma	49 73	88	N	Syracuse	71 69
59	H	Texas	68 63	95	N	Michigan St.	63 57
69	A	Kansas	68 49	160	N	Norfolk St.	72 55
158	A	Kansas St.	74 63	15	A	Mississippi St.	71 65
149	H	Cornell	68 62	170	N	New Mexico	73 60

Non-Div I Games:

West Virginia

■ Loss,
 ■ Non-Conf,
 ■ S Site,
 ■ H Home
 ■ A Away
 N Neutral

Average RPI Win:	339	WON-LOST	WINNING	LAST 10	STRENGTH OF	OPP. STRENGTH	TEAM	ADJ.	CONF.	ADJ CONF.
Average RPI Loss:	180	RECORD	PCT. RANK	GAMES	SCHEDULE	OF SCHEDULE	RPI	RPI	RPI	RPI
DIV. I ONLY	1- 14	345	1-9	176	337	333	333	23	23	
DIV. I NON-CONF.	1- 12	335	1-7	106	347	321	321	20	20	
TOTALS	RPI 1-25	RPI 26-50	W-L RECORDS	RPI 51-100	RPI 101-150	RPI 150+				
1- 14	0- 0	0- 0	OVERALL	0- 3	0- 2	1- 9				
1- 8	0- 0	0- 0	HOME	0- 0	0- 2	1- 6				
0- 6	0- 0	0- 0	AWAY	0- 3	0- 0	0- 3				
0- 0	0- 0	0- 0	NEUTRAL	0- 0	0- 0	0- 0				
1- 12	0- 0	0- 0	NON-CONFERENCE	0- 3	0- 2	1- 7				
1- 6	0- 0	0- 0	HOME	0- 0	0- 2	1- 4				
0- 6	0- 0	0- 0	AWAY	0- 3	0- 0	0- 3				
0- 0	0- 0	0- 0	NEUTRAL	0- 0	0- 0	0- 0				
0- 2	0- 0	0- 0	CONFERENCE	0- 0	0- 0	0- 2				
0- 2	0- 0	0- 0	HOME	0- 0	0- 0	0- 2				
0- 0	0- 0	0- 0	AWAY	0- 0	0- 0	0- 0				
0- 0	0- 0	0- 0	NEUTRAL	0- 0	0- 0	0- 0				

RPI 1-25				RPI 26-50				RPI 51-100				RPI 101+				Team's RPI: 333	
RPI	S	Opponent	Score	RPI	S	Opponent	Score	RPI	S	Opponent	Score	RPI	S	Opponent	Score		
								61	A	North Carolina	55	92	104	H	Coastal Caro.	43	66
								90	A	Elon	24	68	127	H	Campbell	40	61
								93	A	Davidson	51	101	159	H	Tennessee Tech	58	62
													187	H	Cleveland St.	61	68
													210	H	ETSU	57	62
													213	H	Chattanooga	52	59
													225	A	Col. of Charleston	62	73
													236	A	Gardner-Webb	62	88
													237	H	UNC Asheville	47	64
													248	H	Winthrop	60	63
													335	A	USC Upstate	62	70
													339	H	Charleston So.	69	64
LAST 10 Division I																	
210	H	ETSU	57	62	187	H	Cleveland St.	61	68								
213	H	Chattanooga	52	59	339	H	Charleston So.	69	64								
225	A	Col. of Charleston	62	73	236	A	Gardner-Webb	62	88								
248	H	Winthrop	60	63	104	H	Coastal Caro.	43	66								
159	H	Tennessee Tech	58	62	93	A	Davidson	51	101								

Non-Div I Games: Southern Wesleyan 70 37 UVa-Wise 64 55

Western Caro.

Average RPI Win:	286	WON-LOST	WINNING	LAST 10	STRENGTH OF	OPP. STRENGTH	TEAM	ADJ.	CONF.	ADJ CONF.
Average RPI Loss:	96	RECORD	PCT. RANK	GAMES	SCHEDULE	OF SCHEDULE	RPI	RPI	RPI	RPI
DIV. I ONLY	6- 9	223	5-5	222	167	229	229	18	18	
DIV. I NON-CONF.	3- 7	252	2-3	189	157	249	249	19	19	
TOTALS	RPI 1-25	RPI 26-50	W-L RECORDS	RPI 51-100	RPI 101-150	RPI 150+				
6- 9	0- 2	0- 1	OVERALL	0- 3	0- 1	6- 2				
4- 2	0- 0	0- 1	HOME	0- 0	0- 1	4- 0				
2- 5	0- 2	0- 0	AWAY	0- 2	0- 0	2- 1				
0- 2	0- 0	0- 0	NEUTRAL	0- 1	0- 0	0- 1				
3- 7	0- 2	0- 0	NON-CONFERENCE	0- 2	0- 1	3- 2				
2- 1	0- 0	0- 0	HOME	0- 0	0- 1	2- 0				
1- 4	0- 2	0- 0	AWAY	0- 1	0- 0	1- 1				
0- 2	0- 0	0- 0	NEUTRAL	0- 1	0- 0	0- 1				
3- 2	0- 0	0- 1	CONFERENCE	0- 1	0- 0	3- 0				
2- 1	0- 0	0- 1	HOME	0- 0	0- 0	2- 0				
1- 1	0- 0	0- 0	AWAY	0- 1	0- 0	1- 0				
0- 0	0- 0	0- 0	NEUTRAL	0- 0	0- 0	0- 0				

RPI 1-25				RPI 26-50				RPI 51-100				RPI 101+ Team's RPI: 229			
RPI	S	Opponent	Score	RPI	S	Opponent	Score	RPI	S	Opponent	Score	RPI	S	Opponent	Score
23	A	Drake	75 94	49	H	South Dakota	65 96	76	A	South Dakota St.	45 75	115	H	Bradley	49 84
25	A	Purdue	59 66					89	A	Illinois St.	65 78	154	A	Missouri	89 97
								91	N	Southern Ill.	65 79	165	H	Southeast Mo. St.	97 91
												241	N	Eastern Ill.	52 60
												275	H	Indiana St.	83 72
												294	H	Denver	82 75
												306	A	North Dakota St.	79 78
												324	H	Purdue Fort Wayne	79 68
												349	A	Chicago St.	88 78
LAST 10 Division I															
294	H	Denver	82 75	241	N	Eastern Ill.	52 60								
324	H	Purdue Fort Wayne	79 68	91	N	Southern Ill.	65 79								
76	A	South Dakota St.	45 75	165	H	Southeast Mo. St.	97 91								
306	A	North Dakota St.	79 78	349	A	Chicago St.	88 78								
49	H	South Dakota	65 96	89	A	Illinois St.	65 78								

Non-Div I Games: Culver-Stockton 82 76 Ill.-Springfield 91 51 Mo. Baptist 90 69

Western Ill.

Average RPI Win: 130	WON-LOST	WINNING	LAST 10	STRENGTH OF	OPP. STRENGTH	TEAM	ADJ.	CONF.	ADJ CONF.
Average RPI Loss: 103	RECORD	PCT. RANK	GAMES	SCHEDULE	OF SCHEDULE	RPI	RPI	RPI	RPI
DIV. I ONLY	10- 6	101	5-5	79	20	45	45	13	13
DIV. I NON-CONF.	8- 3	68	3-2	105	5	29	29	14	14
TOTALS	RPI 1-25	RPI 26-50	W-L RECORDS	RPI 51-100	RPI 101-150	RPI 150+			
10- 6	1- 2	2- 1	OVERALL	2- 0	1- 1	4- 2			
6- 0	1- 0	2- 0	HOME	1- 0	0- 0	2- 0			
3- 6	0- 2	0- 1	AWAY	1- 0	1- 1	1- 2			
1- 0	0- 0	0- 0	NEUTRAL	0- 0	0- 0	1- 0			
8- 3	1- 2	1- 0	NON-CONFERENCE	2- 0	1- 0	3- 1			
4- 0	1- 0	1- 0	HOME	1- 0	0- 0	1- 0			
3- 3	0- 2	0- 0	AWAY	1- 0	1- 0	1- 1			
1- 0	0- 0	0- 0	NEUTRAL	0- 0	0- 0	1- 0			
2- 3	0- 0	1- 1	CONFERENCE	0- 0	0- 1	1- 1			
2- 0	0- 0	1- 0	HOME	0- 0	0- 0	1- 0			
0- 3	0- 0	0- 1	AWAY	0- 0	0- 1	0- 1			
0- 0	0- 0	0- 0	NEUTRAL	0- 0	0- 0	0- 0			

RPI 1-25				RPI 26-50				Team's RPI: 45				RPI 51-100				RPI 101+			
RPI	S	Opponent	Score	RPI	S	Opponent	Score	RPI	S	Opponent	Score	RPI	S	Opponent	Score	RPI	S	Opponent	Score
3	A	Louisville	56 75	28	H	Central Mich.	93 58	65	A	Ball St.	91 86	136	A	Rice	65 73				
24	H	Oklahoma	74 63	37	A	Old Dominion	65 76	83	H	Belmont	77 46	150	A	Samford	88 84				
25	A	Purdue	50 67	47	H	Middle Tenn.	71 63					152	A	Saint Mary's (CA)	73 80				
												162	H	UAB	69 65				
												207	H	Little Rock	77 58				
												216	N	Tulsa	76 63				
												266	A	North Texas	54 61				
												321	A	Mercer	75 62				
LAST 10 Division I																			
				37	A	Old Dominion	65 76	25	A	Purdue	50 67								
				47	H	Middle Tenn.	71 63	150	A	Samford	88 84								
				162	H	UAB	69 65	65	A	Ball St.	91 86								
				136	A	Rice	65 73	24	H	Oklahoma	74 63								
				266	A	North Texas	54 61	152	A	Saint Mary's (CA)	73 80								

Non-Div I Games:

Western Ky.

■ Loss,
■ Non-Conf, S Site,
■ Home
■ Away
N Neutral

Average RPI Win:	237	WON-LOST	WINNING	LAST 10	STRENGTH OF	OPP. STRENGTH	TEAM	ADJ.	CONF.	ADJ CONF.
Average RPI Loss:	134	RECORD	PCT. RANK	GAMES	SCHEDULE	OF SCHEDULE	RPI	RPI	RPI	RPI
DIV. I ONLY	9- 5	93	8-2	187	267	123	123	10	10	
DIV. I NON-CONF.	6- 4	122	5-1	261	320	174	174	10	10	
TOTALS	RPI 1-25	RPI 26-50	W-L RECORDS	RPI 51-100	RPI 101-150	RPI 150+				
9- 5	0- 0	0- 0	OVERALL	1- 1	1- 2	7- 2				
4- 1	0- 0	0- 0	HOME	1- 0	0- 0	3- 1				
3- 3	0- 0	0- 0	AWAY	0- 1	1- 1	2- 1				
2- 1	0- 0	0- 0	NEUTRAL	0- 0	0- 1	2- 0				
6- 4	0- 0	0- 0	NON-CONFERENCE	0- 1	1- 1	5- 2				
2- 1	0- 0	0- 0	HOME	0- 0	0- 0	2- 1				
2- 2	0- 0	0- 0	AWAY	0- 1	1- 0	1- 1				
2- 1	0- 0	0- 0	NEUTRAL	0- 0	0- 1	2- 0				
3- 1	0- 0	0- 0	CONFERENCE	1- 0	0- 1	2- 0				
2- 0	0- 0	0- 0	HOME	1- 0	0- 0	1- 0				
1- 1	0- 0	0- 0	AWAY	0- 0	0- 1	1- 0				
0- 0	0- 0	0- 0	NEUTRAL	0- 0	0- 0	0- 0				

RPI 1-25				RPI 26-50				RPI 51-100				RPI 101+				Team's RPI: 123	
RPI	S	Opponent	Score	RPI	S	Opponent	Score	RPI	S	Opponent	Score	RPI	S	Opponent	Score		
								55	A	Michigan	55 76	105	N	Stony Brook	47 50		
								94	H	Ohio	73 72	108	A	Loyola Chicago	70 60		
												116	A	Kent St.	63 75		
												163	H	Toledo	84 72		
												177	A	Akron	56 51		
												189	H	Fla. Atlantic	79 80		
												205	A	UTEP	46 76		
												294	N	Denver	79 70		
												307	H	Detroit Mercy	82 67		
												311	N	New Mexico St.	79 76		
												334	A	UIC	80 52		
												349	H	Chicago St.	90 69		
LAST 10 Division I																	
				94	H	Ohio	73 72	105	N	Stony Brook	47 50						
				116	A	Kent St.	63 75	294	N	Denver	79 70						
				177	A	Akron	56 51	349	H	Chicago St.	90 69						
				163	H	Toledo	84 72	334	A	UIC	80 52						
				108	A	Loyola Chicago	70 60	311	N	New Mexico St.	79 76						

Non-Div I Games: Kentucky St. 80 41

Western Mich.

Average RPI Win:	217	WON-LOST	WINNING	LAST 10	STRENGTH OF	OPP. STRENGTH	TEAM	ADJ.	CONF.	ADJ CONF.
Average RPI Loss:	66	RECORD	PCT. RANK	GAMES	SCHEDULE	OF SCHEDULE	RPI	RPI	RPI	RPI
DIV. I ONLY	10- 7	122	6-4	198	31	140	140	8	8	
DIV. I NON-CONF.	8- 5	117	4-2	214	32	132	132	8	8	
TOTALS	RPI 1-25	RPI 26-50	W-L RECORDS	RPI 51-100	RPI 101-150	RPI 150+				
10- 7	1- 3	0- 2	OVERALL	0- 0	1- 1	8- 1				
7- 2	1- 0	0- 1	HOME	0- 0	0- 1	6- 0				
2- 4	0- 3	0- 0	AWAY	0- 0	0- 0	2- 1				
1- 1	0- 0	0- 1	NEUTRAL	0- 0	1- 0	0- 0				
8- 5	1- 2	0- 2	NON-CONFERENCE	0- 0	1- 0	6- 1				
6- 1	1- 0	0- 1	HOME	0- 0	0- 0	5- 0				
1- 3	0- 2	0- 0	AWAY	0- 0	0- 0	1- 1				
1- 1	0- 0	0- 1	NEUTRAL	0- 0	1- 0	0- 0				
2- 2	0- 1	0- 0	CONFERENCE	0- 0	0- 1	2- 0				
1- 1	0- 0	0- 0	HOME	0- 0	0- 1	1- 0				
1- 1	0- 1	0- 0	AWAY	0- 0	0- 0	1- 0				
0- 0	0- 0	0- 0	NEUTRAL	0- 0	0- 0	0- 0				

RPI S	Opponent	Score	RPI S	Opponent	Score	RPI S	Opponent	Score	RPI S	Opponent	Score	Team's RPI: 140
1	A Missouri St.	55 68	36	N Virginia Tech	63 84				112	N Montana St.	66 64	
4	A UConn	55 83	39	H UNI	50 61				133	H Tulane	56 61	
18	A Creighton	46 56							178	H Eastern Mich.	63 52	
24	H Oklahoma	88 83							216	H Tulsa	57 46	
									228	A Oral Roberts	66 79	
									239	A Louisiana Tech	88 80	
									250	A East Carolina	61 53	
									256	H Ark.-Pine Bluff	100 50	
									263	H Southern U.	69 63	
									300	H Houston Baptist	59 42	
									327	H Grambling	77 65	
LAST 10 Division I												
216	H Tulsa	57 46	36	N Virginia Tech	63 84							
250	A East Carolina	61 53	112	N Montana St.	66 64							
133	H Tulane	56 61	256	H Ark.-Pine Bluff	100 50							
4	A UConn	55 83	18	A Creighton	46 56							
327	H Grambling	77 65	178	H Eastern Mich.	63 52							

Non-Div I Games:

Wichita St.

■ Loss,
 ■ Non-Conf,
 ■ S Site,
 ■ H Home
 ■ A Away
 N Neutral

William & Mary

Through Games Of Jan. 16, 2020

Average RPI Win:	234	WON-LOST	WINNING	LAST 10	STRENGTH OF	OPP. STRENGTH	TEAM	ADJ.	CONF.	ADJ CONF.
Average RPI Loss:	106	RECORD	PCT. RANK	GAMES	SCHEDULE	OF SCHEDULE	RPI	RPI	RPI	RPI
DIV. I ONLY	11- 4	58	7-3	311	91	144	144	14	14	
DIV. I NON-CONF.	9- 2	39	5-1	338	77	137	137	13	13	
TOTALS	RPI 1-25	RPI 26-50	W-L RECORDS	RPI 51-100	RPI 101-150	RPI 150+				
11- 4	0- 0	0- 2	OVERALL	0- 0	2- 1	9- 1				
5- 2	0- 0	0- 1	HOME	0- 0	0- 0	5- 1				
6- 2	0- 0	0- 1	AWAY	0- 0	2- 1	4- 0				
0- 0	0- 0	0- 0	NEUTRAL	0- 0	0- 0	0- 0				
9- 2	0- 0	0- 1	NON-CONFERENCE	0- 0	2- 1	7- 0				
4- 1	0- 0	0- 1	HOME	0- 0	0- 0	4- 0				
5- 1	0- 0	0- 0	AWAY	0- 0	2- 1	3- 0				
0- 0	0- 0	0- 0	NEUTRAL	0- 0	0- 0	0- 0				
2- 2	0- 0	0- 1	CONFERENCE	0- 0	0- 0	2- 1				
1- 1	0- 0	0- 0	HOME	0- 0	0- 0	1- 1				
1- 1	0- 0	0- 1	AWAY	0- 0	0- 0	1- 0				
0- 0	0- 0	0- 0	NEUTRAL	0- 0	0- 0	0- 0				

RPI S	Opponent	Score	RPI S	Opponent	Score	RPI S	Opponent	Score	RPI S	Opponent	Score	Team's RPI: 144
37	H Old Dominion	58 69	43	A James Madison	70 84				122	A Richmond	73 76	
									135	A VCU	69 55	
									138	A George Washington	63 51	
									160	H Norfolk St.	65 56	
									204	A Towson	83 75	
									221	H UNCW	55 72	
									225	H Col. of Charleston	85 60	
									249	A Army West Point	77 65	
									250	A East Carolina	78 68	
									257	A Delaware St.	73 52	
									301	H UMES	78 50	
									314	H UMBC	76 48	
									337	H Hartford	61 44	
LAST 10 Division I												
225	H Col. of Charleston	85 60	160	H Norfolk St.	65 56							
221	H UNCW	55 72	135	A VCU	69 55							
204	A Towson	83 75	37	H Old Dominion	58 69							
43	A James Madison	70 84	257	A Delaware St.	73 52							
138	A George Washington	63 51	337	H Hartford	61 44							

Non-Div I Games:

William & Mary

Loss, Non-Conf, S Site, H Home A Away N Neutral

Winthrop

Through Games Of Jan. 16, 2020

Average RPI Win:	277	WON-LOST	WINNING	LAST 10	STRENGTH OF	OPP. STRENGTH	TEAM	ADJ.	CONF.	ADJ CONF.
Average RPI Loss:	179	RECORD	PCT. RANK	GAMES	SCHEDULE	OF SCHEDULE	RPI	RPI	RPI	RPI
DIV. I ONLY	7- 8	194	6-4	307	257	248	248	27	27	
DIV. I NON-CONF.	3- 6	235	2-2	316	219	297	297	27	27	
TOTALS	RPI 1-25	RPI 26-50	W-L RECORDS	RPI 51-100	RPI 101-150	RPI 150+				
7- 8	0- 1	0- 1	OVERALL	0- 0	0- 1	7- 5				
3- 3	0- 0	0- 0	HOME	0- 0	0- 0	3- 3				
4- 4	0- 1	0- 1	AWAY	0- 0	0- 1	4- 1				
0- 1	0- 0	0- 0	NEUTRAL	0- 0	0- 0	0- 1				
3- 6	0- 1	0- 1	NON-CONFERENCE	0- 0	0- 0	3- 4				
0- 3	0- 0	0- 0	HOME	0- 0	0- 0	0- 3				
3- 2	0- 1	0- 1	AWAY	0- 0	0- 0	3- 0				
0- 1	0- 0	0- 0	NEUTRAL	0- 0	0- 0	0- 1				
4- 2	0- 0	0- 0	CONFERENCE	0- 0	0- 1	4- 1				
3- 0	0- 0	0- 0	HOME	0- 0	0- 0	3- 0				
1- 2	0- 0	0- 0	AWAY	0- 0	0- 1	1- 1				
0- 0	0- 0	0- 0	NEUTRAL	0- 0	0- 0	0- 0				

RPI 1-25				RPI 26-50				RPI 51-100				RPI 101+ Team's RPI: 248			
RPI	S	Opponent	Score	RPI	S	Opponent	Score	RPI	S	Opponent	Score	RPI	S	Opponent	Score
16	A	Kentucky	36 91	37	A	Old Dominion	44 68					127	A	Campbell	47 63
												173	H	Hampton	72 66
												192	H	Iona	61 68
												221	A	UNCW	75 63
												225	H	Col. of Charleston	73 84
												236	A	Gardner-Webb	59 71
												267	H	High Point	69 63
												287	H	Ga. Southern	47 91
												290	H	Presbyterian	61 54
												308	N	Wofford	59 60
												322	A	N.C. Central	56 46
												333	A	Western Caro.	63 60
												335	A	USC Upstate	52 38
LAST 10 Division I															
				127	A	Campbell	47 63	173	H	Hampton	72 66				
				290	H	Presbyterian	61 54	333	A	Western Caro.	63 60				
				335	A	USC Upstate	52 38	221	A	UNCW	75 63				
				236	A	Gardner-Webb	59 71	16	A	Kentucky	36 91				
				267	H	High Point	69 63	225	H	Col. of Charleston	73 84				

Non-Div I Games:

Winthrop

■ Loss,
 ■ Non-Conf,
 ■ S Site,
 ■ H Home
 ■ A Away
 N Neutral

Average RPI Win:	234	WON-LOST	WINNING	LAST 10	STRENGTH OF	OPP. STRENGTH	TEAM	ADJ.	CONF.	ADJ CONF.
Average RPI Loss:	47	RECORD	PCT. RANK	GAMES	SCHEDULE	OF SCHEDULE	RPI	RPI	RPI	RPI
DIV. I ONLY	9- 8	165	4-6	101	122	129	129	2	2	
DIV. I NON-CONF.	8- 3	68	3-1	215	214	100	100	2	2	
TOTALS	RPI 1-25	RPI 26-50	W-L RECORDS	RPI 51-100	RPI 101-150	RPI 150+				
9- 8	0- 1	0- 4	OVERALL	2- 3	0- 0	7- 0				
7- 2	0- 0	0- 1	HOME	1- 1	0- 0	6- 0				
1- 5	0- 1	0- 2	AWAY	0- 2	0- 0	1- 0				
1- 1	0- 0	0- 1	NEUTRAL	1- 0	0- 0	0- 0				
8- 3	0- 0	0- 3	NON-CONFERENCE	2- 0	0- 0	6- 0				
6- 0	0- 0	0- 0	HOME	1- 0	0- 0	5- 0				
1- 2	0- 0	0- 2	AWAY	0- 0	0- 0	1- 0				
1- 1	0- 0	0- 1	NEUTRAL	1- 0	0- 0	0- 0				
1- 5	0- 1	0- 1	CONFERENCE	0- 3	0- 0	1- 0				
1- 2	0- 0	0- 1	HOME	0- 1	0- 0	1- 0				
0- 3	0- 1	0- 0	AWAY	0- 2	0- 0	0- 0				
0- 0	0- 0	0- 0	NEUTRAL	0- 0	0- 0	0- 0				

RPI	S	Opponent	Score	RPI	S	Opponent	Score	RPI	S	Opponent	Score	RPI	S	Opponent	Score	Team's RPI: 129
25	A	Purdue	61 72	26	H	Rutgers	61 64	55	H	Michigan	56 68	206	H	Penn St.	71 65	
				27	A	Georgia Tech	41 60	58	A	Nebraska	50 65	241	H	Eastern Ill.	63 55	
				42	A	Colorado	57 74	65	N	Ball St.	67 56	274	H	Milwaukee	71 40	
				46	N	Arkansas	64 68	95	A	Michigan St.	52 69	305	H	Alabama St.	85 67	
								96	H	North Florida	75 62	306	A	North Dakota St.	64 63	
												308	H	Wofford	78 65	
												309	H	Prairie View	68 42	
LAST 10 Division I																
				55	H	Michigan	56 68	26	H	Rutgers	61 64					
				95	A	Michigan St.	52 69	309	H	Prairie View	68 42					
				58	A	Nebraska	50 65	305	H	Alabama St.	85 67					
				206	H	Penn St.	71 65	306	A	North Dakota St.	64 63					
				25	A	Purdue	61 72	27	A	Georgia Tech	41 60					

Non-Div I Games:

Wisconsin

 Loss,
 Non-Conf,
 S Site,
 H Home
 A Away
N Neutral

Average RPI Win:	273	WON-LOST	WINNING	LAST 10	STRENGTH OF	OPP. STRENGTH	TEAM	ADJ.	CONF.	ADJ CONF.
Average RPI Loss:	184	RECORD	PCT. RANK	GAMES	SCHEDULE	OF SCHEDULE	RPI	RPI	RPI	RPI
DIV. I ONLY	5- 10	253	4-6	293	273	308	308	23	23	
DIV. I NON-CONF.	4- 8	235	3-4	200	330	290	290	20	20	
TOTALS	RPI 1-25	RPI 26-50	W-L RECORDS	RPI 51-100	RPI 101-150	RPI 150+				
5- 10	0- 0	0- 0	OVERALL	0- 1	0- 4	5- 5				
4- 4	0- 0	0- 0	HOME	0- 0	0- 2	4- 2				
0- 6	0- 0	0- 0	AWAY	0- 1	0- 2	0- 3				
1- 0	0- 0	0- 0	NEUTRAL	0- 0	0- 0	1- 0				
4- 8	0- 0	0- 0	NON-CONFERENCE	0- 1	0- 3	4- 4				
3- 3	0- 0	0- 0	HOME	0- 0	0- 1	3- 2				
0- 5	0- 0	0- 0	AWAY	0- 1	0- 2	0- 2				
1- 0	0- 0	0- 0	NEUTRAL	0- 0	0- 0	1- 0				
1- 2	0- 0	0- 0	CONFERENCE	0- 0	0- 1	1- 1				
1- 1	0- 0	0- 0	HOME	0- 0	0- 1	1- 0				
0- 1	0- 0	0- 0	AWAY	0- 0	0- 0	0- 1				
0- 0	0- 0	0- 0	NEUTRAL	0- 0	0- 0	0- 0				

RPI S	Opponent	Score	RPI S	Opponent	Score	RPI S	Opponent	Score	RPI S	Opponent	Score	Team's RPI: 308
						69 A	Kansas	64 83	104 H	Coastal Caro.	73 78	
									129 A	Wisconsin	65 78	
									148 A	Auburn	82 84	
									150 H	Samford	58 74	
									213 A	Chattanooga	76 80	
									217 A	Northern Ky.	72 80	
									236 A	Gardner-Webb	53 67	
									237 H	UNC Asheville	75 38	
									248 N	Winthrop	60 59	
									269 H	Longwood	79 76	
									282 H	Appalachian St.	51 54	
									287 H	Ga. Southern	57 70	
									290 H	Presbyterian	67 60	
									321 H	Mercer	77 49	
LAST 10 Division I												
213 A	Chattanooga	76 80	237 H	UNC Asheville	75 38							
321 H	Mercer	77 49	282 H	Appalachian St.	51 54							
150 H	Samford	58 74	287 H	Ga. Southern	57 70							
69 A	Kansas	64 83	290 H	Presbyterian	67 60							
217 A	Northern Ky.	72 80	248 N	Winthrop	60 59							

Non-Div I Games: Brevard 82 34 Erskine 100 38 UNKNOWN 89 38

Wofford

Average RPI Win:	206	WON-LOST	WINNING	LAST 10	STRENGTH OF	OPP. STRENGTH	TEAM	ADJ.	CONF.	ADJ CONF.
Average RPI Loss:	133	RECORD	PCT. RANK	GAMES	SCHEDULE	OF SCHEDULE	RPI	RPI	RPI	RPI
DIV. I ONLY	8- 8	173	5-5	203	133	153	153	19	19	
DIV. I NON-CONF.	4- 6	212	1-3	201	46	181	181	18	18	
TOTALS	RPI 1-25	RPI 26-50	W-L RECORDS	RPI 51-100	RPI 101-150	RPI 150+				
8- 8	0- 0	0- 0	OVERALL	1- 4	0- 2	7- 2				
3- 1	0- 0	0- 0	HOME	1- 0	0- 1	2- 0				
4- 5	0- 0	0- 0	AWAY	0- 3	0- 1	4- 1				
1- 2	0- 0	0- 0	NEUTRAL	0- 1	0- 0	1- 1				
4- 6	0- 0	0- 0	NON-CONFERENCE	1- 3	0- 2	3- 1				
1- 1	0- 0	0- 0	HOME	1- 0	0- 1	0- 0				
2- 3	0- 0	0- 0	AWAY	0- 2	0- 1	2- 0				
1- 2	0- 0	0- 0	NEUTRAL	0- 1	0- 0	1- 1				
4- 2	0- 0	0- 0	CONFERENCE	0- 1	0- 0	4- 1				
2- 0	0- 0	0- 0	HOME	0- 0	0- 0	2- 0				
2- 2	0- 0	0- 0	AWAY	0- 1	0- 0	2- 1				
0- 0	0- 0	0- 0	NEUTRAL	0- 0	0- 0	0- 0				

RPI 1-25			RPI 26-50			RPI 51-100			RPI 101+			Team's RPI: 153
RPI	S	Opponent	Score	RPI	S	Opponent	Score	RPI	S	Opponent	Score	
						63 A IUPUI	60 80	109 A UT Arlington		62 68		
						67 A UCF	53 69	118 H Abilene Christian		64 83		
						69 N Kansas	63 74	164 A Green Bay		70 58		
						72 H CSU Bakersfield	65 60	173 H Youngstown St.		91 41		
						87 A Iowa St.	71 79	187 H Cleveland St.		78 62		
								203 A SMU		69 61		
								232 A Xavier		86 74		
								274 A Milwaukee		58 60		
								277 N St. Bonaventure		56 57		
								286 N Loyola Maryland		66 51		
								334 A UIC		58 43		
LAST 10 Division I												
						63 A IUPUI	60 80	274 A Milwaukee		58 60		
						334 A UIC	58 43	67 A UCF		53 69		
						173 H Youngstown St.	91 41	277 N St. Bonaventure		56 57		
						187 H Cleveland St.	78 62	87 A Iowa St.		71 79		
						164 A Green Bay	70 58	203 A SMU		69 61		

Non-Div I Games: Marian (IN) 64 60

Wright St.

Wyoming

Through Games Of Jan. 16, 2020

Average RPI Win: 240	WON-LOST	WINNING	LAST 10	STRENGTH OF	OPP. STRENGTH	TEAM	ADJ.	CONF.	ADJ CONF.
Average RPI Loss: 168	RECORD	PCT. RANK	GAMES	SCHEDULE	OF SCHEDULE	RPI	RPI	RPI	RPI
DIV. I ONLY	7- 8	194	5-5	234	233	223	223	17	17
DIV. I NON-CONF.	3- 5	224	1-2	206	222	259	259	24	24
TOTALS	RPI 1-25	RPI 26-50	W-L RECORDS	RPI 51-100	RPI 101-150	RPI 150+			
7- 8	0- 1	0- 1	OVERALL	1- 1	0- 0	6- 5			
4- 4	0- 1	0- 1	HOME	1- 0	0- 0	3- 2			
3- 4	0- 0	0- 0	AWAY	0- 1	0- 0	3- 3			
0- 0	0- 0	0- 0	NEUTRAL	0- 0	0- 0	0- 0			
3- 5	0- 1	0- 1	NON-CONFERENCE	0- 1	0- 0	3- 2			
2- 3	0- 1	0- 1	HOME	0- 0	0- 0	2- 1			
1- 2	0- 0	0- 0	AWAY	0- 1	0- 0	1- 1			
0- 0	0- 0	0- 0	NEUTRAL	0- 0	0- 0	0- 0			
4- 3	0- 0	0- 0	CONFERENCE	1- 0	0- 0	3- 3			
2- 1	0- 0	0- 0	HOME	1- 0	0- 0	1- 1			
2- 2	0- 0	0- 0	AWAY	0- 0	0- 0	2- 2			
0- 0	0- 0	0- 0	NEUTRAL	0- 0	0- 0	0- 0			

RPI 1-25				RPI 26-50				RPI 51-100				RPI 101+ Team's RPI: 223			
RPI	S	Opponent	Score	RPI	S	Opponent	Score	RPI	S	Opponent	Score	RPI	S	Opponent	Score
7	H	Gonzaga	54 65	42	H	Colorado	56 66	76	A	South Dakota St.	40 67	152	H	Saint Mary's (CA)	69 67
								100	H	Boise St.	73 68	170	A	New Mexico	73 66
												197	H	Northern Colo.	44 46
												202	A	UNLV	53 65
												251	H	Colorado St.	49 56
												273	A	San Diego St.	60 67
												294	A	Denver	57 71
												299	H	Nevada	83 59
												304	A	Air Force	65 63
												306	A	North Dakota St.	66 57
												350	H	Mississippi Val.	95 22
LAST 10 Division I															
299	H	Nevada	83 59	7	H	Gonzaga	54 65	197	H	Northern Colo.	44 46	350	H	Mississippi Val.	95 22
202	A	UNLV	53 65	100	H	Boise St.	73 68	170	A	New Mexico	73 66	304	A	Air Force	65 63
273	A	San Diego St.	60 67												
251	H	Colorado St.	49 56												

Non-Div I Games: Colo. Christian 70 31

Wyoming

■ Loss,
 ■ Non-Conf, S Site,
 ■ Home
 ■ Away
 N Neutral

Average RPI Win:	185	WON-LOST	WINNING	LAST 10	STRENGTH OF	OPP. STRENGTH	TEAM	ADJ.	CONF.	ADJ CONF.
Average RPI Loss:	102	RECORD	PCT. RANK	GAMES	SCHEDULE	OF SCHEDULE	RPI	RPI	RPI	RPI
DIV. I ONLY	2- 14	331	1-9	40	99	232	232	6	6	
DIV. I NON-CONF.	1- 10	329	0-5	15	152	236	236	6	6	
TOTALS	RPI 1-25	RPI 26-50	W-L RECORDS	RPI 51-100	RPI 101-150	RPI 150+				
2- 14	0- 1	0- 1	OVERALL	0- 6	1- 3	1- 3				
1- 7	0- 0	0- 1	HOME	0- 2	1- 2	0- 2				
1- 5	0- 0	0- 0	AWAY	0- 4	0- 0	1- 1				
0- 2	0- 1	0- 0	NEUTRAL	0- 0	0- 1	0- 0				
1- 10	0- 1	0- 1	NON-CONFERENCE	0- 3	1- 2	0- 3				
1- 4	0- 0	0- 1	HOME	0- 0	1- 1	0- 2				
0- 4	0- 0	0- 0	AWAY	0- 3	0- 0	0- 1				
0- 2	0- 1	0- 0	NEUTRAL	0- 0	0- 1	0- 0				
1- 4	0- 0	0- 0	CONFERENCE	0- 3	0- 1	1- 0				
0- 3	0- 0	0- 0	HOME	0- 2	0- 1	0- 0				
1- 1	0- 0	0- 0	AWAY	0- 1	0- 0	1- 0				
0- 0	0- 0	0- 0	NEUTRAL	0- 0	0- 0	0- 0				

RPI 1-25				RPI 26-50				RPI 51-100				RPI 101+				Team's RPI: 232	
RPI	S	Opponent	Score	RPI	S	Opponent	Score	RPI	S	Opponent	Score	RPI	S	Opponent	Score		
13	N	Northwestern	59 79	42	H	Colorado	53 62	52	A	Temple	65 78	121	H	Cincinnati	78 85		
								57	H	St. John's (NY)	67 75	134	H	Utah	70 63		
								60	H	Seton Hall	61 83	142	N	Florida	64 67		
								65	A	Ball St.	49 70	143	H	Butler	70 78		
								75	A	Villanova	54 66	153	H	Wright St.	74 86		
								85	A	Rider	57 64	156	A	Robert Morris	57 71		
												235	A	Georgetown	85 64		
												260	H	Eastern Ky.	55 56		
LAST 10 Division I																	
75	A	Villanova	54 66	13	N	Northwestern	59 79	142	N	Florida	64 67	121	H	Cincinnati	78 85		
235	A	Georgetown	85 64	42	H	Colorado	53 62	260	H	Eastern Ky.	55 56						
143	H	Butler	70 78														
60	H	Seton Hall	61 83														
57	H	St. John's (NY)	67 75														

Non-Div I Games:

Xavier

■ Loss,
 ■ Non-Conf,
 S Site,
 ■ Home
 ■ Away
 N Neutral

Average RPI Win:	201	WON-LOST	WINNING	LAST 10	STRENGTH OF	OPP. STRENGTH	TEAM	ADJ.	CONF.	ADJ CONF.
Average RPI Loss:	56	RECORD	PCT. RANK	GAMES	SCHEDULE	OF SCHEDULE	RPI	RPI	RPI	RPI
DIV. I ONLY	10- 3	45	8-2	110	171	50	50	9	9	
DIV. I NON-CONF.	10- 3	60	8-2	112	198	51	51	9	9	
TOTALS	RPI 1-25	RPI 26-50	W-L RECORDS	RPI 51-100	RPI 101-150	RPI 150+				
10- 3	0- 1	0- 0	OVERALL	2- 1	1- 1	7- 0				
5- 1	0- 0	0- 0	HOME	0- 1	1- 0	4- 0				
4- 2	0- 1	0- 0	AWAY	1- 0	0- 1	3- 0				
1- 0	0- 0	0- 0	NEUTRAL	1- 0	0- 0	0- 0				
10- 3	0- 1	0- 0	NON-CONFERENCE	2- 1	1- 1	7- 0				
5- 1	0- 0	0- 0	HOME	0- 1	1- 0	4- 0				
4- 2	0- 1	0- 0	AWAY	1- 0	0- 1	3- 0				
1- 0	0- 0	0- 0	NEUTRAL	1- 0	0- 0	0- 0				
0- 0	0- 0	0- 0	CONFERENCE	0- 0	0- 0	0- 0				
0- 0	0- 0	0- 0	HOME	0- 0	0- 0	0- 0				
0- 0	0- 0	0- 0	AWAY	0- 0	0- 0	0- 0				
0- 0	0- 0	0- 0	NEUTRAL	0- 0	0- 0	0- 0				

RPI 1-25				RPI 26-50				RPI 51-100				RPI 101+			
RPI	S	Opponent	Score	RPI	S	Opponent	Score	RPI	S	Opponent	Score	RPI	S	Opponent	Score
6	A	UCLA	65 100					57	H	St. John's (NY)	66 80	102	H	Providence	82 79
								61	A	North Carolina	66 63	106	A	Colgate	67 70
								97	N	Fresno St.	87 67	180	A	Northeastern	78 63
												200	H	Quinnipiac	63 59
												224	A	UMass Lowell	67 59
												271	A	LMU (CA)	81 65
												272	H	Sacred Heart	87 40
												284	H	Wagner	87 68
												321	H	Mercer	68 60
LAST 10 Division I															
321	H	Mercer	68 60	271	A	LMU (CA)	81 65								
284	H	Wagner	87 68	97	N	Fresno St.	87 67								
61	A	North Carolina	66 63	6	A	UCLA	65 100								
272	H	Sacred Heart	87 40	180	A	Northeastern	78 63								
57	H	St. John's (NY)	66 80	224	A	UMass Lowell	67 59								

Non-Div I Games:

Yale

■ Loss,
■ Non-Conf,
■ S Site,
■ H Home
■ A Away
N Neutral

Average RPI Win:	243	WON-LOST	WINNING	LAST 10	STRENGTH OF	OPP. STRENGTH	TEAM	ADJ.	CONF.	ADJ CONF.
Average RPI Loss:	145	RECORD	PCT. RANK	GAMES	SCHEDULE	OF SCHEDULE	RPI	RPI	RPI	RPI
DIV. I ONLY	8- 7	155	6-4	224	252	173	173	19	19	
DIV. I NON-CONF.	5- 4	140	3-1	254	169	164	164	18	18	
TOTALS	RPI 1-25	RPI 26-50	W-L RECORDS	RPI 51-100	RPI 101-150	RPI 150+				
8- 7	0- 1	0- 0	OVERALL	1- 0	0- 1	7- 5				
5- 1	0- 0	0- 0	HOME	1- 0	0- 1	4- 0				
3- 6	0- 1	0- 0	AWAY	0- 0	0- 0	3- 5				
0- 0	0- 0	0- 0	NEUTRAL	0- 0	0- 0	0- 0				
5- 4	0- 1	0- 0	NON-CONFERENCE	0- 0	0- 1	5- 2				
3- 1	0- 0	0- 0	HOME	0- 0	0- 1	3- 0				
2- 3	0- 1	0- 0	AWAY	0- 0	0- 0	2- 2				
0- 0	0- 0	0- 0	NEUTRAL	0- 0	0- 0	0- 0				
3- 3	0- 0	0- 0	CONFERENCE	1- 0	0- 0	2- 3				
2- 0	0- 0	0- 0	HOME	1- 0	0- 0	1- 0				
1- 3	0- 0	0- 0	AWAY	0- 0	0- 0	1- 3				
0- 0	0- 0	0- 0	NEUTRAL	0- 0	0- 0	0- 0				

RPI	S	Opponent	Score	RPI	S	Opponent	Score	RPI	S	Opponent	Score	RPI	S	Opponent	Score	Team's RPI: 173
12	A	Indiana	56 93					63	H	IUPUI	75 73	116	H	Kent St.	73 82	
												153	A	Wright St.	41 91	
												156	A	Robert Morris	43 58	
												177	A	Akron	62 91	
												178	H	Eastern Mich.	79 77	
												187	A	Cleveland St.	52 60	
												217	A	Northern Ky.	56 75	
												218	A	Saint Francis (PA)	56 46	
												260	A	Eastern Ky.	72 63	
												280	A	Oakland	79 74	
												284	H	Wagner	64 42	
												330	H	Canisius	87 59	
												334	H	UIC	77 65	
LAST 10 Division I																
280	A	Oakland	79 74	63	H	IUPUI	75 73	12	A	Indiana	56 93	218	A	Saint Francis (PA)	56 46	
187	A	Cleveland St.	52 60	260	A	Eastern Ky.	72 63	284	H	Wagner	64 42					
153	A	Wright St.	41 91													
217	A	Northern Ky.	56 75													
334	H	UIC	77 65													

Non-Div I Games: Lake Erie 83 48 Muskingum 92 46

Youngstown St.

Loss, Non-Conf, S Site, H Home A Away N Neutral