

Average RPI	Win:	277	WON-LOST	WINNING	LAST 10	STRENGTH OF	OPP. STRENGTH	TEAM	ADJ.	CONF.	ADJ CONF.
Average RPI	Loss:	160	RECORD	PCT. RANK	GAMES	SCHEDULE	OF SCHEDULE	RPI	RPI	RPI	RPI
DIV. I ONLY		5- 6		202	6-4	322	243	275	275	26	26
DIV. I NON-CONF.		2- 5		264	0- 0	300	228	308	308	22	22
-----											
TOTALS	RPI 1-25		RPI 26-50		W-L RECORDS	RPI 51-100		RPI 101-150		RPI 150+	
5- 6	0- 0		0- 0		OVERALL	0- 1		0- 2		5- 3	
2- 3	0- 0		0- 0		HOME	0- 0		0- 1		2- 2	
2- 2	0- 0		0- 0		AWAY	0- 1		0- 1		2- 0	
1- 1	0- 0		0- 0		NEUTRAL	0- 0		0- 0		1- 1	
2- 5	0- 0		0- 0		NON-CONFERENCE	0- 0		0- 2		2- 3	
0- 3	0- 0		0- 0		HOME	0- 0		0- 1		0- 2	
1- 1	0- 0		0- 0		AWAY	0- 0		0- 1		1- 0	
1- 1	0- 0		0- 0		NEUTRAL	0- 0		0- 0		1- 1	
3- 1	0- 0		0- 0		CONFERENCE	0- 1		0- 0		3- 0	
2- 0	0- 0		0- 0		HOME	0- 0		0- 0		2- 0	
1- 1	0- 0		0- 0		AWAY	0- 1		0- 0		1- 0	
0- 0	0- 0		0- 0		NEUTRAL	0- 0		0- 0		0- 0	

RPI 1-25				RPI 26-50				RPI 51-100				RPI 101+				Team's RPI: 275
RPI	S	Opponent	Score	RPI	S	Opponent	Score	RPI	S	Opponent	Score	RPI	S	Opponent	Score	
								67	A	Lamar University	58 76	138	A	Texas Tech	61 78	
												146	H	Texas St.	53 60	
												183	H	New Mexico St.	65 67	
												191	N	Prairie View	59 67	
												228	H	Sam Houston St.	76 61	
												236	A	UTRGV	59 49	
												236	H	UTRGV	57 70	
												270	N	Louisiana	64 63	
												325	A	Central Ark.	73 65	
												326	H	Northwestern St.	79 55	
LAST 12 Division I GAMES:																
228	H	Sam Houston St.	76 61	191	N	Prairie View	59 67									
326	H	Northwestern St.	79 55	270	N	Louisiana	64 63									
67	A	Lamar University	58 76	146	H	Texas St.	53 60									
325	A	Central Ark.	73 65	138	A	Texas Tech	61 78									
183	H	New Mexico St.	65 67	236	A	UTRGV	59 49									
236	H	UTRGV	57 70													

Non-Div I Games: Schreiner 64 34 UNKNOWN 78 40 Tex. A&M Int'l 84 36 Texas Lutheran 73 49 A&M-Corpus Christi

Loss, Non-Conf, S Site, H Home A Away N Neutral

Average RPI Win:	261	WON-LOST	WINNING	LAST 10	STRENGTH OF	OPP. STRENGTH	TEAM	ADJ.	CONF.	ADJ CONF.
Average RPI Loss:	118	RECORD	PCT. RANK	GAMES	SCHEDULE	OF SCHEDULE	RPI	RPI	RPI	RPI

DIV. I ONLY	7- 5	124	5-5	294	201	170	170	26	26
DIV. I NON-CONF.	3- 4	199	0- 0	134	146	132	132	22	22
TOTALS	RPI 1-25	RPI 26-50	W-L RECORDS	RPI 51-100	RPI 101-150	RPI 150+			
7- 5	0- 0	0- 0	OVERALL	0- 2	0- 2	7- 1			
1- 1	0- 0	0- 0	HOME	0- 1	0- 0	1- 0			
5- 4	0- 0	0- 0	AWAY	0- 1	0- 2	5- 1			
1- 0	0- 0	0- 0	NEUTRAL	0- 0	0- 0	1- 0			
3- 4	0- 0	0- 0	NON-CONFERENCE	0- 2	0- 2	3- 0			
0- 1	0- 0	0- 0	HOME	0- 1	0- 0	0- 0			
2- 3	0- 0	0- 0	AWAY	0- 1	0- 2	2- 0			
1- 0	0- 0	0- 0	NEUTRAL	0- 0	0- 0	1- 0			
4- 1	0- 0	0- 0	CONFERENCE	0- 0	0- 0	4- 1			
1- 0	0- 0	0- 0	HOME	0- 0	0- 0	1- 0			
3- 1	0- 0	0- 0	AWAY	0- 0	0- 0	3- 1			
0- 0	0- 0	0- 0	NEUTRAL	0- 0	0- 0	0- 0			

RPI 1-25	RPI 26-50	RPI 51-100	RPI 101+	Team's RPI: 170
RPI S Opponent Score	RPI S Opponent Score	RPI S Opponent Score	RPI S Opponent Score	
		57 H Arkansas 68 80	117 A Tulsa 63 75	
		77 A FGCU 65 81	138 A Texas Tech 54 105	
			183 A New Mexico St. 58 46	
			203 A Southeastern La. 71 74	
			226 N Texas Southern 81 39	
			228 A Sam Houston St. 91 79	
			274 A UTEP 70 69	
			279 A New Orleans 59 52	
			304 A Houston Baptist 72 62	
			335 H McNeese 109 52	
LAST 12 Division I GAMES:				
203 A Southeastern La. 71 74	304 A Houston Baptist 72 62			
335 H McNeese 109 52	57 H Arkansas 68 80			
228 A Sam Houston St. 91 79	117 A Tulsa 63 75			
279 A New Orleans 59 52	274 A UTEP 70 69			
138 A Texas Tech 54 105	226 N Texas Southern 81 39			
77 A FGCU 65 81	183 A New Mexico St. 58 46			

Non-Div I Games: Eastern N.M. 78 46 Southwest (NM) 90 47 Howard Payne 98 43 Schreiner 90 43 Abilene Christian

Average RPI Win:	226	WON-LOST	WINNING	LAST 10	STRENGTH OF	OPP. STRENGTH	TEAM	ADJ.	CONF.	ADJ CONF.
Average RPI Loss:	136	RECORD	PCT. RANK	GAMES	SCHEDULE	OF SCHEDULE	RPI	RPI	RPI	RPI
DIV. I ONLY	4- 11	284	2-8	115	182	225	225	12	12	
DIV. I NON-CONF.	3- 7	256	0- 0	84	241	202	202	10	10	
<hr/>										
TOTALS	RPI 1-25	RPI 26-50	W-L RECORDS	RPI 51-100	RPI 101-150	RPI 150+				
4- 11	0- 1	0- 1	OVERALL	1- 1	0- 2	3- 6				
3- 3	0- 0	0- 0	HOME	1- 0	0- 0	2- 3				
1- 8	0- 1	0- 1	AWAY	0- 1	0- 2	1- 3				
0- 0	0- 0	0- 0	NEUTRAL	0- 0	0- 0	0- 0				
3- 7	0- 1	0- 1	NON-CONFERENCE	1- 0	0- 2	2- 3				
2- 2	0- 0	0- 0	HOME	1- 0	0- 0	1- 2				
1- 5	0- 1	0- 1	AWAY	0- 0	0- 2	1- 1				
0- 0	0- 0	0- 0	NEUTRAL	0- 0	0- 0	0- 0				
1- 4	0- 0	0- 0	CONFERENCE	0- 1	0- 0	1- 3				
1- 1	0- 0	0- 0	HOME	0- 0	0- 0	1- 1				
0- 3	0- 0	0- 0	AWAY	0- 1	0- 0	0- 2				
0- 0	0- 0	0- 0	NEUTRAL	0- 0	0- 0	0- 0				

RPI 1-25				RPI 26-50				RPI 51-100				RPI 101+				Team's RPI: 225
RPI	S	Opponent	Score	RPI	S	Opponent	Score	RPI	S	Opponent	Score	RPI	S	Opponent	Score	
5	A	Oregon	36 82	36	A	Northeastern	41 54	54	A	New Mexico	57 78	102	A	Minnesota	50 67	
								81	H	Northern Colo.	69 57	143	A	Portland	60 79	
												160	H	Utah St.	44 48	
												161	A	Denver	66 92	
												173	H	Colorado St.	63 48	
												196	H	Navy	47 54	
												197	A	San Diego St.	61 70	
												211	H	George Mason	71 78	
												232	A	UNLV	56 66	
												299	A	Army West Point	71 60	
												349	H	Fairleigh Dickinson	85 37	
<hr/>																
LAST 12 Division I GAMES:																
197	A	San Diego St.	61 70	232	A	UNLV	56 66									
173	H	Colorado St.	63 48	196	H	Navy	47 54									
160	H	Utah St.	44 48	102	A	Minnesota	50 67									
54	A	New Mexico	57 78	81	H	Northern Colo.	69 57									
5	A	Oregon	36 82	36	A	Northeastern	41 54									
143	A	Portland	60 79	299	A	Army West Point	71 60									

Non-Div I Games: Western St. 72 54

Air Force

Loss, 
Non-Conf, S Site, 
H Home
A Away 
N Neutral

Average RPI	Win: 279	WON-LOST	WINNING	LAST 10	STRENGTH OF	OPP. STRENGTH	TEAM	ADJ.	CONF.	ADJ CONF.
Average RPI	Loss: 87	RECORD	PCT. RANK	GAMES	SCHEDULE	OF SCHEDULE	RPI	RPI	RPI	RPI
DIV. I ONLY	10- 4	68	7-3	316	214	177	177	8	8	
DIV. I NON-CONF.	8- 2	52	0- 0	341	207	193	193	8	8	
-----										
TOTALS	RPI 1-25	RPI 26-50	W-L RECORDS	RPI 51-100	RPI 101-150	RPI 150+				
10- 4	0- 2	0- 0	OVERALL	0- 0	0- 1	10- 1				
4- 2	0- 1	0- 0	HOME	0- 0	0- 0	4- 1				
2- 2	0- 1	0- 0	AWAY	0- 0	0- 1	2- 0				
4- 0	0- 0	0- 0	NEUTRAL	0- 0	0- 0	4- 0				
8- 2	0- 1	0- 0	NON-CONFERENCE	0- 0	0- 1	8- 0				
3- 1	0- 1	0- 0	HOME	0- 0	0- 0	3- 0				
1- 1	0- 0	0- 0	AWAY	0- 0	0- 1	1- 0				
4- 0	0- 0	0- 0	NEUTRAL	0- 0	0- 0	4- 0				
2- 2	0- 1	0- 0	CONFERENCE	0- 0	0- 0	2- 1				
1- 1	0- 0	0- 0	HOME	0- 0	0- 0	1- 1				
1- 1	0- 1	0- 0	AWAY	0- 0	0- 0	1- 0				
0- 0	0- 0	0- 0	NEUTRAL	0- 0	0- 0	0- 0				

RPI 1-25				RPI 26-50				RPI 51-100				RPI 101+ Team's RPI: 177			
RPI	S	Opponent	Score	RPI	S	Opponent	Score	RPI	S	Opponent	Score	RPI	S	Opponent	Score
16	H	Butler	47 63									126	A	Youngstown St.	61 72
21	A	Central Mich.	71 94									186	H	Eastern Mich.	60 72
												222	H	St. Bonaventure	67 58
												230	H	Bowling Green	74 71
												264	A	N.C. A&T	49 36
												273	N	Northern Ky.	77 60
												274	N	UTEP	64 57
												288	N	Oakland	85 65
												294	H	Canisius	62 53
												297	A	Western Mich.	72 59
												318	H	Eastern Ky.	63 54
												333	N	Jackson St.	74 57
LAST 12 Division I GAMES:															
230	H	Bowling Green	74 71	186	H	Eastern Mich.	60 72								
297	A	Western Mich.	72 59	16	H	Butler	47 63								
21	A	Central Mich.	71 94	222	H	St. Bonaventure	67 58								
274	N	UTEP	64 57	318	H	Eastern Ky.	63 54								
333	N	Jackson St.	74 57	126	A	Youngstown St.	61 72								
294	H	Canisius	62 53	273	N	Northern Ky.	77 60								

Non-Div I Games:

Malone

63 44

Akron

Average RPI	Win: 182	WON-LOST RECORD	WINNING PCT. RANK	LAST 10 GAMES	STRENGTH OF SCHEDULE	OPP. STRENGTH OF SCHEDULE	TEAM RPI	ADJ. RPI	CONF. RPI	ADJ CONF. RPI
Average RPI	Loss: 80									
DIV. I ONLY	9- 8	163	4-6	55	109	119	119	6	6	
DIV. I NON-CONF.	8- 5	120	0- 1	85	155	102	102	6	6	
-----										
TOTALS	RPI 1-25	RPI 26-50	W-L RECORDS	RPI 51-100	RPI 101-150	RPI 150+				
9- 8	0- 1	1- 3	OVERALL	1- 1	1- 2	6- 1				
7- 2	0- 0	1- 0	HOME	1- 1	0- 0	5- 1				
1- 3	0- 1	0- 2	AWAY	0- 0	0- 0	1- 0				
1- 3	0- 0	0- 1	NEUTRAL	0- 0	1- 2	0- 0				
8- 5	0- 0	1- 2	NON-CONFERENCE	1- 0	1- 2	5- 1				
6- 1	0- 0	1- 0	HOME	1- 0	0- 0	4- 1				
1- 1	0- 0	0- 1	AWAY	0- 0	0- 0	1- 0				
1- 3	0- 0	0- 1	NEUTRAL	0- 0	1- 2	0- 0				
1- 3	0- 1	0- 1	CONFERENCE	0- 1	0- 0	1- 0				
1- 1	0- 0	0- 0	HOME	0- 1	0- 0	1- 0				
0- 2	0- 1	0- 1	AWAY	0- 0	0- 0	0- 0				
0- 0	0- 0	0- 0	NEUTRAL	0- 0	0- 0	0- 0				

RPI 1-25				RPI 26-50				RPI 51-100				RPI 101+ Team's RPI: 119			
RPI	S	Opponent	Score	RPI	S	Opponent	Score	RPI	S	Opponent	Score	RPI	S	Opponent	Score
24	A	South Carolina	59 62	37	A	Texas A&M	43 70	51	H	Auburn	56 66	116	N	Virginia	64 52
				43	H	Clemson	76 56	84	H	Tulane	69 58	117	N	Tulsa	73 80
				44	A	Utah	62 72					148	N	Louisiana Tech	62 79
				48	N	Miami (FL)	74 101					171	H	South Alabama	67 72
												180	H	Grambling	73 55
												203	H	Southeastern La.	88 40
												205	H	Florida	74 67
												231	A	SMU	62 61
												251	H	Stetson	59 47
												326	H	Northwestern St.	87 73
LAST 12 Division I GAMES:															
37	A	Texas A&M	43 70	148	N	Louisiana Tech	62 79								
51	H	Auburn	56 66	326	H	Northwestern St.	87 73								
24	A	South Carolina	59 62	84	H	Tulane	69 58								
205	H	Florida	74 67	171	H	South Alabama	67 72								
48	N	Miami (FL)	74 101	117	N	Tulsa	73 80								
116	N	Virginia	64 52	251	H	Stetson	59 47								

Non-Div I Games:

Alabama

■ Loss, 
 ■ Non-Conf, 
 ■ S Site, 
 ■ H Home 
 ■ A Away 
 N Neutral

Average RPI Win:	276	WON-LOST	WINNING	LAST 10	STRENGTH OF	OPP. STRENGTH	TEAM	ADJ.	CONF.	ADJ CONF.
Average RPI Loss:	200	RECORD	PCT. RANK	GAMES	SCHEDULE	OF SCHEDULE	RPI	RPI	RPI	RPI
DIV. I ONLY	8- 7	150	7-3	337	310	256	256	29	29	
DIV. I NON-CONF.	5- 6	177	0- 0	281	315	240	240	26	26	
-----										
TOTALS	RPI 1-25	RPI 26-50	W-L RECORDS	RPI 51-100	RPI 101-150	RPI 150+				
8- 7	0- 0	0- 0	OVERALL	0- 1	0- 1	8- 5				
3- 3	0- 0	0- 0	HOME	0- 0	0- 0	3- 3				
4- 4	0- 0	0- 0	AWAY	0- 1	0- 1	4- 2				
1- 0	0- 0	0- 0	NEUTRAL	0- 0	0- 0	1- 0				
5- 6	0- 0	0- 0	NON-CONFERENCE	0- 1	0- 1	5- 4				
2- 2	0- 0	0- 0	HOME	0- 0	0- 0	2- 2				
2- 4	0- 0	0- 0	AWAY	0- 1	0- 1	2- 2				
1- 0	0- 0	0- 0	NEUTRAL	0- 0	0- 0	1- 0				
3- 1	0- 0	0- 0	CONFERENCE	0- 0	0- 0	3- 1				
1- 1	0- 0	0- 0	HOME	0- 0	0- 0	1- 1				
2- 0	0- 0	0- 0	AWAY	0- 0	0- 0	2- 0				
0- 0	0- 0	0- 0	NEUTRAL	0- 0	0- 0	0- 0				

RPI 1-25				RPI 26-50				RPI 51-100				RPI 101+ Team's RPI: 256			
RPI	S	Opponent	Score	RPI	S	Opponent	Score	RPI	S	Opponent	Score	RPI	S	Opponent	Score
								55	A	Kansas	54 65	147	A	Illinois	60 88
												167	A	UAB	47 82
												180	H	Grambling	51 63
												192	H	Jacksonville St.	48 55
												203	H	Southeastern La.	51 48
												219	N	Jacksonville	65 60
												253	A	Murray St.	59 53
												272	A	Mississippi Val.	80 60
												277	A	North Florida	63 62
												307	H	Tennessee St.	67 57
												328	H	Lipscomb	58 62
												331	A	Austin Peay	58 75
												333	H	Jackson St.	58 55
												344	A	Ark. -Pine Bluff	78 52
LAST 12 Division I GAMES:															
272	A	Mississippi Val.	80 60	344	A	Ark. -Pine Bluff	78 52	192	H	Jacksonville St.	48 55				
180	H	Grambling	51 63	331	A	Austin Peay	58 75	253	A	Murray St.	59 53				
333	H	Jackson St.	58 55	167	A	UAB	47 82	55	A	Kansas	54 65				
219	N	Jacksonville	65 60												
277	A	North Florida	63 62												
203	H	Southeastern La.	51 48												

Non-Div I Games:

Alabama A&amp;M

Average RPI Win:	339	WON-LOST	WINNING	LAST 10	STRENGTH OF	OPP. STRENGTH	TEAM	ADJ.	CONF.	ADJ CONF.
Average RPI Loss:	129	RECORD	PCT. RANK	GAMES	SCHEDULE	OF SCHEDULE	RPI	RPI	RPI	RPI
DIV. I ONLY	2- 12	324	3-7	79	267	261	261	29	29	
DIV. I NON-CONF.	0- 10	336	0- 0	3	262	214	214	26	26	
-----										
TOTALS	RPI 1-25	RPI 26-50	W-L RECORDS	RPI 51-100	RPI 101-150	RPI 150+				
2- 12	0- 1	0- 2	OVERALL	0- 2	0- 0	2- 7				
1- 4	0- 1	0- 0	HOME	0- 0	0- 0	1- 3				
1- 8	0- 0	0- 2	AWAY	0- 2	0- 0	1- 4				
0- 0	0- 0	0- 0	NEUTRAL	0- 0	0- 0	0- 0				
0- 10	0- 1	0- 2	NON-CONFERENCE	0- 2	0- 0	0- 5				
0- 3	0- 1	0- 0	HOME	0- 0	0- 0	0- 2				
0- 7	0- 0	0- 2	AWAY	0- 2	0- 0	0- 3				
0- 0	0- 0	0- 0	NEUTRAL	0- 0	0- 0	0- 0				
2- 2	0- 0	0- 0	CONFERENCE	0- 0	0- 0	2- 2				
1- 1	0- 0	0- 0	HOME	0- 0	0- 0	1- 1				
1- 1	0- 0	0- 0	AWAY	0- 0	0- 0	1- 1				
0- 0	0- 0	0- 0	NEUTRAL	0- 0	0- 0	0- 0				

RPI 1-25				RPI 26-50				RPI 51-100				RPI 101+				Team's RPI: 261
RPI	S	Opponent	Score	RPI	S	Opponent	Score	RPI	S	Opponent	Score	RPI	S	Opponent	Score	
24	H	South Carolina	38 94	29	A	Kentucky	35 87	51	A	Auburn	50 83	155	A	North Ala.	42 68	
				32	A	Georgia Tech	42 69	86	A	Troy	46 116	165	A	Xavier	58 87	
												167	H	UAB	47 62	
												171	A	South Alabama	65 77	
												180	H	Grambling	72 80	
												213	H	Samford	51 60	
												272	A	Mississippi Val.	62 64	
												333	H	Jackson St.	74 67	
												344	A	Ark.-Pine Bluff	58 56	
-----																
LAST 12 Division I GAMES:																
				344	A	Ark.-Pine Bluff	58 56	272	A	Mississippi Val.	62 64					
				333	H	Jackson St.	74 67	171	A	South Alabama	65 77					
				180	H	Grambling	72 80	32	A	Georgia Tech	42 69					
				51	A	Auburn	50 83	86	A	Troy	46 116					
				165	A	Xavier	58 87	155	A	North Ala.	42 68					
				167	H	UAB	47 62	213	H	Samford	51 60					

Non-Div I Games:

Mobile

69 63

Alabama St.

■ Loss, 
 ■ Non-Conf, S Site, 
 ■ Home 
 ■ Away 
 N Neutral

Average RPI Win:	281	WON-LOST	WINNING	LAST 10	STRENGTH OF	OPP. STRENGTH	TEAM	ADJ.	CONF.	ADJ CONF.
Average RPI Loss:	193	RECORD	PCT. RANK	GAMES	SCHEDULE	OF SCHEDULE	RPI	RPI	RPI	RPI
DIV. I ONLY	5- 12	269	4-6	266	301	290	290	23	23	
DIV. I NON-CONF.	3- 10	278	0- 0	256	316	298	298	24	24	
-----										
TOTALS	RPI 1-25	RPI 26-50	W-L RECORDS	RPI 51-100	RPI 101-150	RPI 150+				
5- 12	0- 1	0- 1	OVERALL	0- 1	0- 2	5- 7				
3- 4	0- 0	0- 0	HOME	0- 0	0- 1	3- 3				
2- 8	0- 1	0- 1	AWAY	0- 1	0- 1	2- 4				
0- 0	0- 0	0- 0	NEUTRAL	0- 0	0- 0	0- 0				
3- 10	0- 1	0- 1	NON-CONFERENCE	0- 0	0- 2	3- 6				
1- 4	0- 0	0- 0	HOME	0- 0	0- 1	1- 3				
2- 6	0- 1	0- 1	AWAY	0- 0	0- 1	2- 3				
0- 0	0- 0	0- 0	NEUTRAL	0- 0	0- 0	0- 0				
2- 2	0- 0	0- 0	CONFERENCE	0- 1	0- 0	2- 1				
2- 0	0- 0	0- 0	HOME	0- 0	0- 0	2- 0				
0- 2	0- 0	0- 0	AWAY	0- 1	0- 0	0- 1				
0- 0	0- 0	0- 0	NEUTRAL	0- 0	0- 0	0- 0				

RPI 1-25				RPI 26-50				RPI 51-100				RPI 101+ Team's RPI: 290			
RPI	S	Opponent	Score	RPI	S	Opponent	Score	RPI	S	Opponent	Score	RPI	S	Opponent	Score
17	A	Rutgers	39 65	45	A	Purdue	41 53	93	A	Maine	65 76	120	H	Marist	56 74
												141	A	South Fla.	37 74
												193	A	Cornell	34 48
												237	H	Binghamton	61 56
												239	A	Monmouth	56 64
												250	H	Holy Cross	50 56
												255	A	Columbia	62 58
												281	A	St. Francis Brooklyn	67 60
												289	H	UMass Lowell	63 56
												294	H	Canisius	42 48
												295	A	Vermont	39 52
												302	H	Central Conn. St.	53 60
												330	A	Lafayette	66 67
												342	H	Manhattan	60 54
LAST 12 Division I GAMES:															
93	A	Maine	65 76	289	H	UMass Lowell	63 56	120	H	Marist	56 74				
295	A	Vermont	39 52	302	H	Central Conn. St.	53 60	330	A	Lafayette	66 67				
237	H	Binghamton	61 56	294	H	Canisius	42 48	250	H	Holy Cross	50 56				
255	A	Columbia	62 58												
45	A	Purdue	41 53												
281	A	St. Francis Brooklyn	67 60												

Non-Div I Games:

Albany (NY)



Average RPI Win: 226

Average RPI Loss: 233

WON-LOST  
RECORDWINNING  
PCT. RANKLAST 10  
GAMESSTRENGTH OF  
SCHEDULEOPP. STRENGTH  
OF SCHEDULETEAM  
RPIADJ.  
RPICONF.  
RPIADJ CONF.  
RPIDIV. I ONLY  
DIV. I NON-CONF.1- 12  
0- 9334  
3362-8  
0- 1346  
322281  
304351  
351351  
35129  
2629  
26

TOTALS

RPI 1-25

RPI 26-50

W-L RECORDS

RPI 51-100

RPI 101-150

RPI 150+

1- 12

0- 0

0- 0

OVERALL

0- 1

0- 0

1- 11

1- 3

0- 0

0- 0

HOME

0- 0

0- 0

1- 3

0- 8

0- 0

0- 0

AWAY

0- 1

0- 0

0- 7

0- 1

0- 0

0- 0

NEUTRAL

0- 0

0- 0

0- 1

0- 9

0- 0

0- 0

NON-CONFERENCE

0- 1

0- 0

0- 8

0- 2

0- 0

0- 0

HOME

0- 0

0- 0

0- 2

0- 6

0- 0

0- 0

AWAY

0- 1

0- 0

0- 5

0- 1

0- 0

0- 0

NEUTRAL

0- 0

0- 0

0- 1

1- 3

0- 0

0- 0

CONFERENCE

0- 0

0- 0

1- 3

1- 1

0- 0

0- 0

HOME

0- 0

0- 0

1- 1

0- 2

0- 0

0- 0

AWAY

0- 0

0- 0

0- 2

0- 0

0- 0

0- 0

NEUTRAL

0- 0

0- 0

0- 0

RPI 1-25

RPI 26-50

RPI 51-100

RPI 101+

Team's RPI: 351

RPI S Opponent Score

RPI S Opponent Score

RPI S Opponent Score

RPI S Opponent Score

RPI S Opponent Score

RPI S Opponent Score

RPI S Opponent Score

RPI S Opponent Score

RPI S Opponent Score

RPI S Opponent Score

RPI S Opponent Score

RPI S Opponent Score

RPI S Opponent Score

RPI S Opponent Score

RPI S Opponent Score

RPI S Opponent Score

RPI S Opponent Score

RPI S Opponent Score

RPI S Opponent Score

RPI S Opponent Score

RPI S Opponent Score

RPI S Opponent Score

RPI S Opponent Score

RPI S Opponent Score

RPI S Opponent Score

RPI S Opponent Score

RPI S Opponent Score

RPI S Opponent Score

RPI S Opponent Score

RPI S Opponent Score

RPI S Opponent Score

RPI S Opponent Score

RPI S Opponent Score

RPI S Opponent Score

RPI S Opponent Score

RPI S Opponent Score

RPI S Opponent Score

RPI S Opponent Score

RPI S Opponent Score

RPI S Opponent Score

RPI S Opponent Score

RPI S Opponent Score

RPI S Opponent Score

RPI S Opponent Score

RPI S Opponent Score

RPI S Opponent Score

RPI S Opponent Score

RPI S Opponent Score

LAST 12 Division I GAMES:

180 A Grambling 56 61

333 A Jackson St. 66 88

191 H Prairie View 61 82

226 H Texas Southern 53 52

65 A TCU 31 88

314 A FIU 40 75

183 N New Mexico St. 64 82

233 A Southern Miss. 47 66

167 A UAB 53 80

325 H Central Ark. 46 57

326 A Northwestern St. 65 78

203 H Southeastern La. 59 77

Non-Div I Games:

Lane

58

70

Fisk

67

64

Rust

59

78

Alcorn

Loss, Non-Conf, S Site, H Home A Away N Neutral

American				Through Games Of Jan. 16, 2019							
Average RPI Win:		242	WON-LOST	WINNING	LAST 10	STRENGTH OF	OPP. STRENGTH	TEAM	ADJ.	CONF.	ADJ CONF.
Average RPI Loss:		87	RECORD	PCT. RANK	GAMES	SCHEDULE	OF SCHEDULE	RPI	RPI	RPI	RPI
DIV. I ONLY			8- 8	171	5-5	106	172	151	151	20	20
DIV. I NON-CONF.			4- 7	228	0- 0	67	107	169	169	23	23
TOTALS		RPI 1-25	RPI 26-50		W-L RECORDS		RPI 51-100		RPI 101-150		RPI 150+
8- 8		0- 1	0- 1		OVERALL		0- 3		1- 1		7- 2
6- 1		0- 0	0- 1		HOME		0- 0		1- 0		5- 0
2- 5		0- 0	0- 0		AWAY		0- 2		0- 1		2- 2
0- 2		0- 1	0- 0		NEUTRAL		0- 1		0- 0		0- 0
4- 7		0- 1	0- 1		NON-CONFERENCE		0- 2		1- 1		3- 2
3- 1		0- 0	0- 1		HOME		0- 0		1- 0		2- 0
1- 4		0- 0	0- 0		AWAY		0- 1		0- 1		1- 2
0- 2		0- 1	0- 0		NEUTRAL		0- 1		0- 0		0- 0
4- 1		0- 0	0- 0		CONFERENCE		0- 1		0- 0		4- 0
3- 0		0- 0	0- 0		HOME		0- 0		0- 0		3- 0
1- 1		0- 0	0- 0		AWAY		0- 1		0- 0		1- 0
0- 0		0- 0	0- 0		NEUTRAL		0- 0		0- 0		0- 0

RPI 1-25				RPI 26-50				RPI 51-100				RPI 101+				Team's RPI: 151	
RPI	S	Opponent	Score	RPI	S	Opponent	Score	RPI	S	Opponent	Score	RPI	S	Opponent	Score		
2	N	Stanford	49 71	46	H	Ohio	67 77	56	A	Bucknell I	56 71	116	A	Virginia	54 57		
								77	N	FGCU	71 90	117	H	Tulsa	68 52		
								82	A	Penn St.	59 80	154	A	High Point	61 66		
												161	A	Denver	54 83		
												196	A	Navy	58 45		
												211	H	George Mason	86 71		
												240	H	Colgate	76 57		
												262	A	Hawaii	69 57		
												299	H	Army West Point	61 51		
												303	H	UMBC	64 42		
												310	H	Loyol a Maryl and	82 38		
LAST 12 Division I GAMES:																	
299	H	Army West Point	61 51	310	H	Loyol a Maryl and	82 38										
196	A	Navy	58 45	82	A	Penn St.	59 80										
240	H	Colgate	76 57	116	A	Virginia	54 57										
56	A	Bucknell I	56 71	303	H	UMBC	64 42										
46	H	Ohio	67 77	77	N	FGCU	71 90										
154	A	High Point	61 66	2	N	Stanford	49 71										

Non-Div I Games:

American

■ Loss, 
 ■ Non-Conf, 
 ■ S Site, 
 ■ H Home 
 ■ A Away 
 N Neutral

Average RPI Win:	222	WON-LOST	WINNING	LAST 10	STRENGTH OF	OPP. STRENGTH	TEAM	ADJ.	CONF.	ADJ CONF.
Average RPI Loss:	105	RECORD	PCT. RANK	GAMES	SCHEDULE	OF SCHEDULE	RPI	RPI	RPI	RPI
DIV. I ONLY	8- 7	150	5-5	61	252	107	107	15	15	
DIV. I NON-CONF.	6- 5	143	0- 0	138	233	122	122	15	15	
-----										
TOTALS	RPI 1-25	RPI 26-50	W-L RECORDS	RPI 51-100	RPI 101-150	RPI 150+				
8- 7	0- 1	0- 2	OVERALL	0- 1	2- 1	6- 2				
6- 1	0- 0	0- 0	HOME	0- 1	0- 0	6- 0				
2- 6	0- 1	0- 2	AWAY	0- 0	2- 1	0- 2				
0- 0	0- 0	0- 0	NEUTRAL	0- 0	0- 0	0- 0				
6- 5	0- 1	0- 2	NON-CONFERENCE	0- 0	1- 0	5- 2				
5- 0	0- 0	0- 0	HOME	0- 0	0- 0	5- 0				
1- 5	0- 1	0- 2	AWAY	0- 0	1- 0	0- 2				
0- 0	0- 0	0- 0	NEUTRAL	0- 0	0- 0	0- 0				
2- 2	0- 0	0- 0	CONFERENCE	0- 1	1- 1	1- 0				
1- 1	0- 0	0- 0	HOME	0- 1	0- 0	1- 0				
1- 1	0- 0	0- 0	AWAY	0- 0	1- 1	0- 0				
0- 0	0- 0	0- 0	NEUTRAL	0- 0	0- 0	0- 0				

RPI 1-25				RPI 26-50				RPI 51-100				RPI 101+				Team's RPI: 107
RPI	S	Opponent	Score	RPI	S	Opponent	Score	RPI	S	Opponent	Score	RPI	S	Opponent	Score	
24	A	South Carolina	50 80	32	A	Georgia Tech	53 71	86	H	Troy	72 83	124	A	UT Arlington	94 99	
				43	A	Clemson	48 87					130	A	Davidson	81 78	
												146	A	Texas St.	62 49	
												167	A	UAB	61 80	
												171	H	South Alabama	71 63	
												187	H	Elon	65 62	
												248	H	Wofford	94 70	
												257	A	ETSU	64 95	
												265	H	Marshall	74 52	
												306	H	Col. of Charleston	80 66	
												323	H	UNC Greensboro	68 65	
LAST 12 Division I GAMES:																
124	A	UT Arlington	94 99	146	A	Texas St.	62 49									
86	H	Troy	72 83	306	H	Col. of Charleston	80 66									
171	H	South Alabama	71 63	257	A	ETSU	64 95									
43	A	Clemson	48 87	265	H	Marshall	74 52									
248	H	Wofford	94 70	187	H	Elon	65 62									
24	A	South Carolina	50 80	130	A	Davidson	81 78									

Non-Div I Games:

Appalachian St.

Average RPI	Win:	189	WON-LOST	WINNING	LAST 10	STRENGTH OF	OPP. STRENGTH	TEAM	ADJ.	CONF.	ADJ CONF.
Average RPI	Loss:	58	RECORD	PCT. RANK	GAMES	SCHEDULE	OF SCHEDULE	RPI	RPI	RPI	RPI
DIV. I ONLY		13- 3		30	8-2	149	75	59	59	2	2
DIV. I NON-CONF.		10- 1		19	0- 0	334	170	125	125	2	2
-----											
TOTALS	RPI 1-25		RPI 26-50		W-L RECORDS	RPI 51-100		RPI 101-150		RPI 150+	
13- 3	2- 1		0- 1		OVERALL	0- 0		3- 1		8- 0	
8- 2	2- 1		0- 0		HOME	0- 0		1- 1		5- 0	
3- 1	0- 0		0- 1		AWAY	0- 0		1- 0		2- 0	
2- 0	0- 0		0- 0		NEUTRAL	0- 0		1- 0		1- 0	
10- 1	0- 0		0- 0		NON-CONFERENCE	0- 0		2- 1		8- 0	
6- 1	0- 0		0- 0		HOME	0- 0		1- 1		5- 0	
2- 0	0- 0		0- 0		AWAY	0- 0		0- 0		2- 0	
2- 0	0- 0		0- 0		NEUTRAL	0- 0		1- 0		1- 0	
3- 2	2- 1		0- 1		CONFERENCE	0- 0		1- 0		0- 0	
2- 1	2- 1		0- 0		HOME	0- 0		0- 0		0- 0	
1- 1	0- 0		0- 1		AWAY	0- 0		1- 0		0- 0	
0- 0	0- 0		0- 0		NEUTRAL	0- 0		0- 0		0- 0	

RPI 1-25				RPI 26-50				RPI 51-100				Team's RPI: 59				RPI 101+			
RPI	S	Opponent	Score	RPI	S	Opponent	Score	RPI	S	Opponent	Score					RPI	S	Opponent	Score
2	H	Stanford	48 78	44	A	Utah	64 80									106	H	Idaho St.	71 46
15	H	Ari zona St.	51 39													122	A	Colorado	69 67
22	H	Cal i forni a	60 55													128	H	Loyol a Marymount	64 66
																143	N	Portland	92 70
																152	H	Montana	100 51
																197	A	San Diego St.	69 60
																212	A	Long Beach St.	70 43
																241	H	Northern Ariz.	71 47
																274	H	UTEP	62 40
																309	H	South Carolina St.	73 32
																322	H	Incarname Word	84 42
																336	N	Seattle U	84 54
LAST 12 Division I GAMES:																			
22	H	Cal i forni a	60 55	2	H	Stanford	48 78												
44	A	Utah	64 80	212	A	Long Beach St.	70 43												
122	A	Colorado	69 67	152	H	Montana	100 51												
15	H	Ari zona St.	51 39	197	A	San Diego St.	69 60												
241	H	Northern Ariz.	71 47	322	H	Incarname Word	84 42												
274	H	UTEP	62 40	309	H	South Carolina St.	73 32												

Non-Div I Games:

Ari zona

Average RPI Win: 124		WON-LOST	WINNING	LAST 10	STRENGTH OF		OPP. STRENGTH	TEAM	ADJ.	CONF.	ADJ CONF.
Average RPI Loss: 18		RECORD	PCT. RANK	GAMES	SCHEDULE		OF SCHEDULE	RPI	RPI	RPI	RPI
DIV. I ONLY		12- 4	51	8-2	5		23	15	15	2	2
DIV. I NON-CONF.		9- 2	43	1- 0	39		22	19	19	2	2
TOTALS		RPI 1-25	RPI 26-50		W-L RECORDS		RPI 51-100	RPI 101-150		RPI 150+	
12- 4	1- 3	2- 0		OVERALL		2- 1	3- 0		4- 0		
6- 2	1- 2	0- 0		HOME		1- 0	2- 0		2- 0		
4- 1	0- 0	1- 0		AWAY		1- 1	1- 0		1- 0		
2- 1	0- 1	1- 0		NEUTRAL		0- 0	0- 0		1- 0		
9- 2	0- 2	1- 0		NON-CONFERENCE		2- 0	2- 0		4- 0		
5- 1	0- 1	0- 0		HOME		1- 0	2- 0		2- 0		
2- 0	0- 0	0- 0		AWAY		1- 0	0- 0		1- 0		
2- 1	0- 1	1- 0		NEUTRAL		0- 0	0- 0		1- 0		
3- 2	1- 1	1- 0		CONFERENCE		0- 1	1- 0		0- 0		
1- 1	1- 1	0- 0		HOME		0- 0	0- 0		0- 0		
2- 1	0- 0	1- 0		AWAY		0- 1	1- 0		0- 0		
0- 0	0- 0	0- 0		NEUTRAL		0- 0	0- 0		0- 0		

RPI 1-25				Team's RPI: 15			
RPI	S	Opponent	Score				
2	H	Stanford	65 72				
3	H	Bayl or	59 65				
6	N	Loui svi lle	56 58				
22	H	Cal i forni a	62 61				

RPI 26-50			
RPI	S	Opponent	Score
44	A	Utah	65 63
49	N	Kansas St.	65 51

RPI 51-100			
RPI	S	Opponent	Score
57	A	Arkansas	88 85
59	A	Ari zona	39 51
99	H	Fresno St.	68 52

RPI 101+			
RPI	S	Opponent	Score
117	H	Tul sa	70 52
122	A	Col orado	76 70
148	H	Loui si ana Tech	80 44
166	N	Southern Ill.	82 38
169	H	Southern U.	69 47
173	A	Col orado St.	70 39
322	H	Incarnate Word	81 43

LAST 12 Division I GAMES:			
22	H	Cal i forni a	62 61
2	H	Stanford	65 72
122	A	Col orado	76 70
44	A	Utah	65 63
59	A	Ari zona	39 51
99	H	Fresno St.	68 52
117	H	Tul sa	70 52
49	N	Kansas St.	65 51
173	A	Col orado St.	70 39
169	H	Southern U.	69 47
148	H	Loui si ana Tech	80 44
166	N	Southern Ill.	82 38

Non-Div I Games:

Arizona St.

Average RPI Win:	0	WON-LOST	WINNING	LAST 10	STRENGTH OF	OPP. STRENGTH	TEAM	ADJ.	CONF.	ADJ CONF.
Average RPI Loss:	199	RECORD	PCT. RANK	GAMES	SCHEDULE	OF SCHEDULE	RPI	RPI	RPI	RPI
DIV. I ONLY	0- 6	348	3-7	243	241	344	344	29	29	
DIV. I NON-CONF.	0- 3	336	0- 0	14	243	249	249	26	26	
<hr/>										
TOTALS	RPI 1-25	RPI 26-50	W-L RECORDS	RPI 51-100	RPI 101-150	RPI 150+				
0- 6	0- 0	0- 1	OVERALL	0- 0	0- 1	0- 4				
0- 3	0- 0	0- 0	HOME	0- 0	0- 0	0- 3				
0- 3	0- 0	0- 1	AWAY	0- 0	0- 1	0- 1				
0- 0	0- 0	0- 0	NEUTRAL	0- 0	0- 0	0- 0				
0- 3	0- 0	0- 1	NON-CONFERENCE	0- 0	0- 1	0- 1				
0- 0	0- 0	0- 0	HOME	0- 0	0- 0	0- 0				
0- 3	0- 0	0- 1	AWAY	0- 0	0- 1	0- 1				
0- 0	0- 0	0- 0	NEUTRAL	0- 0	0- 0	0- 0				
0- 3	0- 0	0- 0	CONFERENCE	0- 0	0- 0	0- 3				
0- 3	0- 0	0- 0	HOME	0- 0	0- 0	0- 3				
0- 0	0- 0	0- 0	AWAY	0- 0	0- 0	0- 0				
0- 0	0- 0	0- 0	NEUTRAL	0- 0	0- 0	0- 0				

RPI 1-25				RPI 26-50				RPI 51-100				RPI 101+ Team's RPI: 344			
RPI	S	Opponent	Score	RPI	S	Opponent	Score	RPI	S	Opponent	Score	RPI	S	Opponent	Score
				34	A	Oregon St.	33 89					102	A	Minnesota	42 84
												256	H	Alabama A&M	52 78
												261	H	Alabama St.	56 58
												269	A	Wichita St.	39 76
												272	H	Mississippi Val.	56 62
<hr/>															
LAST 12 Division I GAMES:															
				261	H	Alabama St.	56 58	256	H	Alabama A&M	52 78				
				272	H	Mississippi Val.	56 62								
				102	A	Minnesota	42 84								
				34	A	Oregon St.	33 89								
				269	A	Wichita St.	39 76								

Non-Div I Games: LeMoyne-Owen 52 43 Paul Quinn 68 52 Philander Smith 48 53 Tougaloo 68 60 Ark. -Pine Bluff

Average RPI	Win:	190	WON-LOST	WINNING	LAST 10	STRENGTH OF	OPP. STRENGTH	TEAM	ADJ.	CONF.	ADJ CONF.
Average RPI	Loss:	30	RECORD	PCT. RANK	GAMES	SCHEDULE	OF SCHEDULE	RPI	RPI	RPI	RPI
DIV. I ONLY		13- 5	67	8-2	102	57	57	57	6	6	
DIV. I NON-CONF.		11- 3	56	0- 0	137	89	58	58	6	6	
-----											
TOTALS	RPI 1-25		RPI 26-50		W-L RECORDS	RPI 51-100		RPI 101-150		RPI 150+	
13- 5	0- 3		0- 1		OVERALL	1- 1		3- 0		9- 0	
7- 2	0- 2		0- 0		HOME	1- 0		1- 0		5- 0	
4- 2	0- 1		0- 1		AWAY	0- 0		2- 0		2- 0	
2- 1	0- 0		0- 0		NEUTRAL	0- 1		0- 0		2- 0	
11- 3	0- 2		0- 0		NON-CONFERENCE	1- 1		3- 0		7- 0	
6- 1	0- 1		0- 0		HOME	1- 0		1- 0		4- 0	
3- 1	0- 1		0- 0		AWAY	0- 0		2- 0		1- 0	
2- 1	0- 0		0- 0		NEUTRAL	0- 1		0- 0		2- 0	
2- 2	0- 1		0- 1		CONFERENCE	0- 0		0- 0		2- 0	
1- 1	0- 1		0- 0		HOME	0- 0		0- 0		1- 0	
1- 1	0- 0		0- 1		AWAY	0- 0		0- 0		1- 0	
0- 0	0- 0		0- 0		NEUTRAL	0- 0		0- 0		0- 0	

RPI 1-25				RPI 26-50				RPI 51-100				Team's RPI: 57				RPI 101+			
RPI	S	Opponent	Score	RPI	S	Opponent	Score	RPI	S	Opponent	Score	RPI	S	Opponent	Score	RPI	S	Opponent	Score
9	H	Mississippi St.	69 93	35	A	Missouri	53 71	80	N	Pittsburgh	54 61	117	A	Tulsa	61 59				
11	A	Iowa St.	82 91					96	H	Nebraska	84 80	124	A	UT Arlington	66 65				
15	H	Arizona St.	85 88									125	H	Tennessee Tech	65 42				
												153	N	Wisconsin	69 68				
												164	H	Oral Roberts	74 61				
												170	A	Abilene Christian	80 68				
												174	H	Vanderbilt	83 62				
												190	A	Ole Miss	85 55				
												191	H	Prairie View	71 44				
												307	N	Tennessee St.	79 55				
												326	H	Northwestern St.	98 53				
												333	H	Jackson St.	76 57				
LAST 12 Division I GAMES:																			
174	H	Vanderbilt	83 62	35	A	Missouri	53 71	190	A	Ole Miss	85 55	9	H	Mississippi St.	69 93				
191	H	Prairie View	71 44									333	H	Jackson St.	76 57				
170	A	Abilene Christian	80 68									117	A	Tulsa	61 59				
125	H	Tennessee Tech	65 42									96	H	Nebraska	84 80				
11	A	Iowa St.	82 91																
164	H	Oral Roberts	74 61																

Non-Div I Games:

Arkansas

Average RPI	Win:	242	WON-LOST	WINNING	LAST 10	STRENGTH OF	OPP. STRENGTH	TEAM	ADJ.	CONF.	ADJ CONF.
Average RPI	Loss:	80	RECORD	PCT. RANK	GAMES	SCHEDULE	OF SCHEDULE	RPI	RPI	RPI	RPI
DIV. I ONLY		8- 7		150	7-3	86	223	123	123	15	15
DIV. I NON-CONF.		5- 6		177	0- 0	127	118	166	166	15	15
-----											
TOTALS	RPI 1-25		RPI 26-50		W-L RECORDS	RPI 51-100		RPI 101-150		RPI 150+	
8- 7	0- 0		0- 2		OVERALL	0- 3		1- 2		7- 0	
6- 1	0- 0		0- 0		HOME	0- 0		1- 1		5- 0	
2- 6	0- 0		0- 2		AWAY	0- 3		0- 1		2- 0	
0- 0	0- 0		0- 0		NEUTRAL	0- 0		0- 0		0- 0	
5- 6	0- 0		0- 2		NON-CONFERENCE	0- 2		1- 2		4- 0	
4- 1	0- 0		0- 0		HOME	0- 0		1- 1		3- 0	
1- 5	0- 0		0- 2		AWAY	0- 2		0- 1		1- 0	
0- 0	0- 0		0- 0		NEUTRAL	0- 0		0- 0		0- 0	
3- 1	0- 0		0- 0		CONFERENCE	0- 1		0- 0		3- 0	
2- 0	0- 0		0- 0		HOME	0- 0		0- 0		2- 0	
1- 1	0- 0		0- 0		AWAY	0- 1		0- 0		1- 0	
0- 0	0- 0		0- 0		NEUTRAL	0- 0		0- 0		0- 0	

RPI 1-25				RPI 26-50				RPI 51-100				RPI 101+ Team's RPI: 123			
RPI	S	Opponent	Score	RPI	S	Opponent	Score	RPI	S	Opponent	Score	RPI	S	Opponent	Score
				35	A	Missouri	50 70	61	A	Belmont	55 74	117	H	Tulsa	73 60
				37	A	Texas A&M	56 97	73	A	Oklahoma St.	60 62	121	A	UT Martin	91 97
								86	A	Troy	79 87	148	H	Louisiana Tech	70 80
												171	A	South Alabama	77 64
												253	H	Murray St.	74 63
												268	H	Memphis	77 66
												270	H	Louisiana	87 75
												272	H	Mississippi Val.	60 57
												274	A	UTEP	67 66
												312	H	La.-Monroe	64 54
-----															
LAST 12 Division I GAMES:															
				86	A	Troy	79 87	171	A	South Alabama	77 64				
				117	H	Tulsa	73 60	312	H	La.-Monroe	64 54				
				274	A	UTEP	67 66	270	H	Louisiana	87 75				
				253	H	Murray St.	74 63	35	A	Missouri	50 70				
				37	A	Texas A&M	56 97	61	A	Belmont	55 74				
				148	H	Louisiana Tech	70 80	272	H	Mississippi Val.	60 57				

Non-Div I Games:

Arkansas St.

■ Loss, 
 ■ Non-Conf, 
 ■ S Site, 
 ■ H Home 
 ■ A Away 
 N Neutral



Average RPI Win: 324

Average RPI Loss: 151

WON-LOST  
RECORDWINNING  
PCT. RANKLAST 10  
GAMESSTRENGTH OF  
SCHEDULEOPP. STRENGTH  
OF SCHEDULETEAM  
RPIADJ.  
RPICONF.  
RPIADJ CONF.  
RPIDIV. I ONLY  
DIV. I NON-CONF.6- 9  
4- 6226  
2125-5  
0- 0325  
339277  
305299  
314299  
31420  
2320  
23

TOTALS

RPI 1-25

RPI 26-50

W-L RECORDS

RPI 51-100

RPI 101-150

RPI 150+

6- 9  
4- 4  
2- 5  
0- 00- 0  
0- 0  
0- 0  
0- 00- 0  
0- 0  
0- 0  
0- 0OVERALL  
HOME  
AWAY  
NEUTRAL0- 3  
0- 2  
0- 1  
0- 00- 1  
0- 1  
0- 0  
0- 06- 5  
4- 1  
2- 4  
0- 04- 6  
2- 3  
2- 3  
0- 00- 0  
0- 0  
0- 0  
0- 00- 0  
0- 0  
0- 0  
0- 0NON-CONFERENCE  
HOME  
AWAY  
NEUTRAL0- 2  
0- 1  
0- 1  
0- 00- 1  
0- 1  
0- 0  
0- 04- 3  
2- 1  
2- 2  
0- 02- 3  
2- 1  
0- 2  
0- 00- 0  
0- 0  
0- 0  
0- 00- 0  
0- 0  
0- 0  
0- 0CONFERENCE  
HOME  
AWAY  
NEUTRAL0- 1  
0- 1  
0- 0  
0- 00- 0  
0- 0  
0- 0  
0- 02- 2  
2- 0  
0- 2  
0- 0

RPI 1-25

RPI 26-50

RPI 51-100

RPI 101+

Team's RPI: 299

RPI S Opponent Score

RPI S Opponent Score

RPI S Opponent Score

RPI S Opponent Score

56 H Bucknell 52 66  
65 A TCU 38 63  
100 H St. John's (NY) 49 60109 H Yale 51 62  
151 A American 51 61  
162 A Boston U. 51 63  
225 H Air Force 60 71  
237 A Binghamton 47 60  
255 A Columbia 49 70  
281 H St. Francis Brooklyn 69 57  
310 H Loyola Maryland 69 57  
324 A Wagner 61 46  
330 H Lafayette 65 50  
349 H Fairleigh Dickinson 62 40  
350 A LIU Brooklyn 57 42

LAST 12 Division I GAMES:

330 H Lafayette 65 50  
349 H Fairleigh Dickinson 62 40  
65 A TCU 38 63  
281 H St. Francis Brooklyn 69 57  
237 A Binghamton 47 60  
225 H Air Force 60 71  
151 A American 51 61  
56 H Bucknell 52 66  
310 H Loyola Maryland 69 57  
162 A Boston U. 51 63  
109 H Yale 51 62  
324 A Wagner 61 46

Non-Div I Games: Connecticut Col. 74 48

Army West Point

Loss, Non-Conf, S Site, H Home A Away N Neutral

Average RPI Win:	184	WON-LOST	WINNING	LAST 10	STRENGTH OF	OPP. STRENGTH	TEAM	ADJ.	CONF.	ADJ CONF.
Average RPI Loss:	17	RECORD	PCT. RANK	GAMES	SCHEDULE	OF SCHEDULE	RPI	RPI	RPI	RPI

DIV. I ONLY	13- 3	30	8-2	161	30	51	51	6	6
DIV. I NON-CONF.	11- 1	13	1- 0	246	54	40	40	6	6
-----									
TOTALS	RPI 1-25	RPI 26-50	W-L RECORDS	RPI 51-100	RPI 101-150	RPI 150+			
13- 3	0- 2	1- 1	OVERALL	1- 0	2- 0	9- 0			
6- 2	0- 1	0- 1	HOME	0- 0	1- 0	5- 0			
5- 1	0- 1	0- 0	AWAY	1- 0	1- 0	3- 0			
2- 0	0- 0	1- 0	NEUTRAL	0- 0	0- 0	1- 0			
11- 1	0- 1	1- 0	NON-CONFERENCE	1- 0	1- 0	8- 0			
6- 0	0- 0	0- 0	HOME	0- 0	1- 0	5- 0			
3- 1	0- 1	0- 0	AWAY	1- 0	0- 0	2- 0			
2- 0	0- 0	1- 0	NEUTRAL	0- 0	0- 0	1- 0			
2- 2	0- 1	0- 1	CONFERENCE	0- 0	1- 0	1- 0			
0- 2	0- 1	0- 1	HOME	0- 0	0- 0	0- 0			
2- 0	0- 0	0- 0	AWAY	0- 0	1- 0	1- 0			
0- 0	0- 0	0- 0	NEUTRAL	0- 0	0- 0	0- 0			

RPI 1-25	RPI 26-50	RPI 51-100	Team's RPI: 51	RPI 101+
RPI S Opponent Score	RPI S Opponent Score	RPI S Opponent Score		RPI S Opponent Score
9 H Mississippi St. 59 85	30 H Tennessee 69 78	54 A New Mexico 79 76		119 A Alabama 66 56
11 A Iowa St. 64 67	50 N North Carolina 86 81			150 H Oklahoma 95 79
				180 H Grambling 97 48
				187 A Elon 96 44
				205 A Florida 64 56
				208 N Coastal Caro. 84 78
				213 H Samford 73 46
				218 H Nicholas St. 80 59
				261 H Alabama St. 83 50
				270 H Louisiana 71 59
				282 A Saint Joseph's 81 70
LAST 12 Division I GAMES:				
54 A New Mexico 79 76	11 A Iowa St. 64 67			
187 A Elon 96 44	9 H Mississippi St. 59 85			
50 N North Carolina 86 81	119 A Alabama 66 56			
208 N Coastal Caro. 84 78	205 A Florida 64 56			
213 H Samford 73 46	30 H Tennessee 69 78			
282 A Saint Joseph's 81 70	261 H Alabama St. 83 50			

Non-Div I Games: Xavier (LA) 77 58

Auburn

Average RPI Win: 271		WON-LOST RECORD	WINNING PCT. RANK	LAST 10 GAMES	STRENGTH OF SCHEDULE	OPP. STRENGTH OF SCHEDULE	TEAM RPI	ADJ. RPI	CONF. RPI	ADJ CONF. RPI
Average RPI Loss: 208										
DIV. I ONLY		5- 8	232	5-5	349	240	331	331	21	21
DIV. I NON-CONF.		3- 6	241	0- 0	348	237	345	345	20	20
TOTALS		RPI 1-25	RPI 26-50	W-L RECORDS		RPI 51-100	RPI 101-150	RPI 150+		
5- 8	0- 0		0- 0	OVERALL		0- 0	0- 2	5- 6		
5- 1	0- 0		0- 0	HOME		0- 0	0- 0	5- 1		
0- 7	0- 0		0- 0	AWAY		0- 0	0- 2	0- 5		
0- 0	0- 0		0- 0	NEUTRAL		0- 0	0- 0	0- 0		
3- 6	0- 0		0- 0	NON-CONFERENCE		0- 0	0- 1	3- 5		
3- 1	0- 0		0- 0	HOME		0- 0	0- 0	3- 1		
0- 5	0- 0		0- 0	AWAY		0- 0	0- 1	0- 4		
0- 0	0- 0		0- 0	NEUTRAL		0- 0	0- 0	0- 0		
2- 2	0- 0		0- 0	CONFERENCE		0- 0	0- 1	2- 1		
2- 0	0- 0		0- 0	HOME		0- 0	0- 0	2- 0		
0- 2	0- 0		0- 0	AWAY		0- 0	0- 1	0- 1		
0- 0	0- 0		0- 0	NEUTRAL		0- 0	0- 0	0- 0		

RPI 1-25				RPI 26-50				RPI 51-100				RPI 101+				Team's RPI: 331	
RPI	S	Opponent	Score	RPI	S	Opponent	Score	RPI	S	Opponent	Score	RPI	S	Opponent	Score		
												121	A	UT Martin	65	74	
												129	A	Cincinnati	48	69	
												174	A	Vanderbilt	70	99	
												179	A	Illinois St.	49	61	
												181	H	Morehead St.	81	80	
												217	A	Southeast Mo. St.	54	64	
												229	A	Western Ill.	72	77	
												256	H	Alabama A&M	75	58	
												272	H	Mississippi Val.	89	95	
												273	H	Northern Ky.	52	48	
												318	H	Eastern Ky.	100	65	
												328	H	Lipscomb	70	58	
												345	A	Evansville	52	56	
LAST 12 Division I GAMES:																	
												121	A	UT Martin	65	74	
												229	A	Western Ill.	72	77	
												328	H	Lipscomb	70	58	
												273	H	Northern Ky.	52	48	
												272	H	Mississippi Val.	89	95	
												174	A	Vanderbilt	70	99	
												217	A	Southeast Mo. St.	54	64	
												181	H	Morehead St.	81	80	
												318	H	Eastern Ky.	100	65	
												345	A	Evansville	52	56	
												256	H	Alabama A&M	75	58	
												179	A	Illinois St.	49	61	

Austin Peay

Average RPI Win:	161	WON-LOST	WINNING	LAST 10	STRENGTH OF	OPP. STRENGTH	TEAM	ADJ.	CONF.	ADJ CONF.
Average RPI Loss:	88	RECORD	PCT. RANK	GAMES	SCHEDULE	OF SCHEDULE	RPI	RPI	RPI	RPI
DIV. I ONLY	14- 3	26	9-1	89	116	28	28	7	7	
DIV. I NON-CONF.	8- 3	71	0- 0	131	113	64	64	7	7	
-----										
TOTALS	RPI 1-25	RPI 26-50	W-L RECORDS	RPI 51-100	RPI 101-150	RPI 150+				
14- 3	0- 1	0- 1	OVERALL	4- 0	1- 0	9- 1				
6- 1	0- 1	0- 0	HOME	1- 0	1- 0	4- 0				
6- 2	0- 0	0- 1	AWAY	2- 0	0- 0	4- 1				
2- 0	0- 0	0- 0	NEUTRAL	1- 0	0- 0	1- 0				
8- 3	0- 1	0- 1	NON-CONFERENCE	2- 0	0- 0	6- 1				
4- 1	0- 1	0- 0	HOME	1- 0	0- 0	3- 0				
2- 2	0- 0	0- 1	AWAY	0- 0	0- 0	2- 1				
2- 0	0- 0	0- 0	NEUTRAL	1- 0	0- 0	1- 0				
6- 0	0- 0	0- 0	CONFERENCE	2- 0	1- 0	3- 0				
2- 0	0- 0	0- 0	HOME	0- 0	1- 0	1- 0				
4- 0	0- 0	0- 0	AWAY	2- 0	0- 0	2- 0				
0- 0	0- 0	0- 0	NEUTRAL	0- 0	0- 0	0- 0				

RPI 1-25				RPI 26-50				Team's RPI: 28				RPI 51-100				RPI 101+			
RPI	S	Opponent	Score	RPI	S	Opponent	Score	RPI	S	Opponent	Score	RPI	S	Opponent	Score	RPI	S	Opponent	Score
22	H	Cal i forni a	52 70	44	A	Utah	67 78	53	A	Saint Mary's (CA)	74 73	128	H	Loyol a Marymount	55 44				
								65	N	TCU	61 58	159	A	Santa Clara	54 44				
								74	A	Paci fi c	77 74	160	A	Utah St.	62 57				
								81	H	Northern Colo.	70 50	168	H	Pepperdi ne	83 58				
												173	H	Colorado St.	51 42				
												188	H	Eastern Wash.	80 65				
												198	A	Southern Utah	64 67				
												206	H	UC Ri versi de	72 70				
												247	A	San Franci sco	67 59				
												258	A	Utah Valley	77 51				
												293	N	Cal i forni a Bapti st	76 69				
LAST 12 Di vi si on I GAMES:																			
				53	A	Saint Mary's (CA)	74 73	74	A	Paci fi c	77 74								
				173	H	Colorado St.	51 42	128	H	Loyol a Marymount	55 44								
				44	A	Utah	67 78	168	H	Pepperdi ne	83 58								
				258	A	Utah Valley	77 51	247	A	San Franci sco	67 59								
				198	A	Southern Utah	64 67	159	A	Santa Clara	54 44								
				293	N	Cal i forni a Bapti st	76 69	81	H	Northern Colo.	70 50								

Non-Di v I Games:

BYU

Loss, 
Non-Conf, S Site, 
H Home
A Away 
N Neutral

Average RPI Win: 206 WON-LOST RECORD WINNING PCT. RANK LAST 10 GAMES STRENGTH OF SCHEDULE OPP. STRENGTH OF SCHEDULE TEAM RPI ADJ. RPI CONF. RPI ADJ CONF. RPI

DIV. I ONLY	5- 10	248	4-5	83	42	189	189	8	8
DIV. I NON-CONF.	4- 7	228	0- 1	159	15	211	211	8	8

TOTALS	RPI 1-25	RPI 26-50	W-L RECORDS	RPI 51-100	RPI 101-150	RPI 150+
5- 10	0- 1	0- 4	OVERALL	0- 1	2- 3	3- 1
4- 3	0- 0	0- 2	HOME	0- 0	1- 0	3- 1
1- 4	0- 1	0- 1	AWAY	0- 0	1- 2	0- 0
0- 3	0- 0	0- 1	NEUTRAL	0- 1	0- 1	0- 0
4- 7	0- 1	0- 2	NON-CONFERENCE	0- 1	2- 2	2- 1
3- 2	0- 0	0- 1	HOME	0- 0	1- 0	2- 1
1- 2	0- 1	0- 0	AWAY	0- 0	1- 1	0- 0
0- 3	0- 0	0- 1	NEUTRAL	0- 1	0- 1	0- 0
1- 3	0- 0	0- 2	CONFERENCE	0- 0	0- 1	1- 0
1- 1	0- 0	0- 1	HOME	0- 0	0- 0	1- 0
0- 2	0- 0	0- 1	AWAY	0- 0	0- 1	0- 0
0- 0	0- 0	0- 0	NEUTRAL	0- 0	0- 0	0- 0

RPI 1-25	RPI 26-50	RPI 51-100	RPI 101+ Team's RPI: 189
RPI S Opponent Score	RPI S Opponent Score	RPI S Opponent Score	RPI S Opponent Score
16 A Butler 47 64	38 A Buffal o 65 77	75 N Qui nni pi ac 66 69	101 A Toledo 58 65
	39 N Duke 62 79		104 A Western Ky. 86 83
	45 H Purdue 38 80		129 H Ci nci nnati 75 63
	46 H Ohi o 75 90		132 N Fordham 70 78
			142 A Mi ssouri St. 54 74
			174 H Vanderbi lt 43 60
			230 H Bowl ing Green 77 70
			259 H Cle vel and St. 67 62
			307 H Tennessee St. 90 51
LAST 12 Di vi si on I GAMES:			
75 N Qui nni pi ac 66 69	39 N Duke 62 79		
104 A Western Ky. 86 83	38 A Buffal o 65 77		
174 H Vanderbi lt 43 60	46 H Ohi o 75 90		
16 A Butler 47 64	230 H Bowl ing Green 77 70		
129 H Ci nci nnati 75 63	101 A Tol edo 58 65		
132 N Fordham 70 78	307 H Tennessee St. 90 51		

Non-Di v I Games: Urbana 0 0

Bal l St.

Loss, Non-Conf, S Site, H Home A Away N Neutral

Average RPI	Win:	WON-LOST RECORD	WINNING PCT. RANK	LAST 10 GAMES	STRENGTH OF SCHEDULE	OPP. STRENGTH OF SCHEDULE	TEAM RPI	ADJ. RPI	CONF. RPI	ADJ CONF. RPI
Average RPI	Loss: 2									
DIV. I ONLY		14- 1	10	9-1	7	22	3	3	3	3
DIV. I NON-CONF.		10- 1	19	0- 0	22	16	5	5	3	3
-----										
TOTALS	RPI 1-25		RPI 26-50	W-L RECORDS	RPI 51-100		RPI 101-150		RPI 150+	
14- 1	3- 1		2- 0	OVERALL	3- 0		1- 0		5- 0	
7- 0	1- 0		1- 0	HOME	0- 0		0- 0		5- 0	
5- 1	2- 1		0- 0	AWAY	2- 0		1- 0		0- 0	
2- 0	0- 0		1- 0	NEUTRAL	1- 0		0- 0		0- 0	
10- 1	3- 1		1- 0	NON-CONFERENCE	1- 0		0- 0		5- 0	
6- 0	1- 0		0- 0	HOME	0- 0		0- 0		5- 0	
2- 1	2- 1		0- 0	AWAY	0- 0		0- 0		0- 0	
2- 0	0- 0		1- 0	NEUTRAL	1- 0		0- 0		0- 0	
4- 0	0- 0		1- 0	CONFERENCE	2- 0		1- 0		0- 0	
1- 0	0- 0		1- 0	HOME	0- 0		0- 0		0- 0	
3- 0	0- 0		0- 0	AWAY	2- 0		1- 0		0- 0	
0- 0	0- 0		0- 0	NEUTRAL	0- 0		0- 0		0- 0	

RPI	S	Opponent	Score	RPI	S	Opponent	Score	RPI	S	Opponent	Score	RPI	S	Opponent	Score
2	A	Stanford	63 68	26	N	South Dakota St.	72 66	55	A	Kansas	94 68	138	A	Texas Tech	73 56
7	H	UConn	68 57	49	H	Kansas St.	65 50	65	A	TCU	79 55	169	H	Southern U.	94 49
15	A	Arizona St.	65 59					92	N	Georgetown	67 46	181	H	Morehead St.	96 58
24	A	South Carolina	94 69									218	H	Nicholls St.	100 39
												223	H	Saint Francis (PA)	116 58
												236	H	UTRGV	98 37
-----															
LAST 12 Division I GAMES:															
55	A	Kansas	94 68	65	A	TCU	79 55	181	H	Morehead St.	96 58	49	H	Kansas St.	65 50
24	A	South Carolina	94 69	138	A	Texas Tech	73 56	7	H	UConn	68 57	236	H	UTRGV	98 37
92	N	Georgetown	67 46	7	H	UConn	68 57	2	A	Stanford	63 68				
26	N	South Dakota St.	72 66	236	H	UTRGV	98 37								
169	H	Southern U.	94 49												

Non-Div I Games:

Bayl or

# Belmont

B  
e  
l  
m  
o  
n  
t

Bel mont

Average RPI Win:	287	WON-LOST	WINNING	LAST 10	STRENGTH OF	OPP. STRENGTH	TEAM	ADJ.	CONF.	ADJ CONF.
Average RPI Loss:	207	RECORD	PCT. RANK	GAMES	SCHEDULE	OF SCHEDULE	RPI	RPI	RPI	RPI
DIV. I ONLY	6- 7	196	5-5	329	315	249	249	32	32	
DIV. I NON-CONF.	5- 5	162	0- 0	330	240	237	237	32	32	
-----										
TOTALS	RPI 1-25	RPI 26-50	W-L RECORDS	RPI 51-100	RPI 101-150	RPI 150+				
6- 7	0- 0	0- 0	OVERALL	0- 0	0- 2	6- 5				
3- 0	0- 0	0- 0	HOME	0- 0	0- 0	3- 0				
2- 7	0- 0	0- 0	AWAY	0- 0	0- 2	2- 5				
1- 0	0- 0	0- 0	NEUTRAL	0- 0	0- 0	1- 0				
5- 5	0- 0	0- 0	NON-CONFERENCE	0- 0	0- 2	5- 3				
3- 0	0- 0	0- 0	HOME	0- 0	0- 0	3- 0				
1- 5	0- 0	0- 0	AWAY	0- 0	0- 2	1- 3				
1- 0	0- 0	0- 0	NEUTRAL	0- 0	0- 0	1- 0				
1- 2	0- 0	0- 0	CONFERENCE	0- 0	0- 0	1- 2				
0- 0	0- 0	0- 0	HOME	0- 0	0- 0	0- 0				
1- 2	0- 0	0- 0	AWAY	0- 0	0- 0	1- 2				
0- 0	0- 0	0- 0	NEUTRAL	0- 0	0- 0	0- 0				

RPI 1-25				RPI 26-50				RPI 51-100				RPI 101+ Team's RPI: 249			
RPI	S	Opponent	Score	RPI	S	Opponent	Score	RPI	S	Opponent	Score	RPI	S	Opponent	Score
												139	A	Charlotte	69 73
												141	A	South Fla.	39 88
												185	A	Georgia St.	57 62
												205	A	Florida	53 64
												219	A	Jacksonville	58 56
												220	A	Howard	40 61
												267	H	Liberty	81 76
												277	H	North Florida	76 60
												278	A	Norfolk St.	50 57
												284	A	Ga. Southern	76 77
												296	N	Kennesaw St.	64 61
												314	H	FIU	68 57
												348	A	N. C. Central	67 50
LAST 12 Division I GAMES:															
278	A	Norfolk St.	50 57	220	A	Howard	40 61								
205	A	Florida	53 64	348	A	N. C. Central	67 50								
219	A	Jacksonville	58 56	139	A	Charlotte	69 73								
284	A	Ga. Southern	76 77	185	A	Georgia St.	57 62								
314	H	FIU	68 57	296	N	Kennesaw St.	64 61								
141	A	South Fla.	39 88	277	H	North Florida	76 60								

Non-Div I Games: Flagler 74 59 Edward Waters 73 46

Bethune-Cookman

Loss, Non-Conf, S Site, H Home A Away N Neutral



Average RPI Win:	292	WON-LOST	WINNING	LAST 10	STRENGTH OF	OPP. STRENGTH	TEAM	ADJ.	CONF.	ADJ CONF.
Average RPI Loss:	158	RECORD	PCT. RANK	GAMES	SCHEDULE	OF SCHEDULE	RPI	RPI	RPI	RPI
DIV. I ONLY	5- 10	248	3-7	136	313	237	237	23	23	
DIV. I NON-CONF.	3- 8	267	0- 0	76	283	234	234	24	24	
-----										
TOTALS	RPI 1-25	RPI 26-50	W-L RECORDS	RPI 51-100	RPI 101-150	RPI 150+				
5- 10	0- 2	0- 1	OVERALL	0- 0	0- 2	5- 5				
4- 3	0- 0	0- 0	HOME	0- 0	0- 2	4- 1				
1- 7	0- 2	0- 1	AWAY	0- 0	0- 0	1- 4				
0- 0	0- 0	0- 0	NEUTRAL	0- 0	0- 0	0- 0				
3- 8	0- 2	0- 1	NON-CONFERENCE	0- 0	0- 1	3- 4				
3- 2	0- 0	0- 0	HOME	0- 0	0- 1	3- 1				
0- 6	0- 2	0- 1	AWAY	0- 0	0- 0	0- 3				
0- 0	0- 0	0- 0	NEUTRAL	0- 0	0- 0	0- 0				
2- 2	0- 0	0- 0	CONFERENCE	0- 0	0- 1	2- 1				
1- 1	0- 0	0- 0	HOME	0- 0	0- 1	1- 0				
1- 1	0- 0	0- 0	AWAY	0- 0	0- 0	1- 1				
0- 0	0- 0	0- 0	NEUTRAL	0- 0	0- 0	0- 0				

RPI 1-25				RPI 26-50				RPI 51-100				RPI 101+ Team's RPI: 237			
RPI	S	Opponent	Score	RPI	S	Opponent	Score	RPI	S	Opponent	Score	RPI	S	Opponent	Score
1	A	Notre Dame	53 103	46	A	Ohio	49 86					115	H	Lehigh	55 65
12	A	Marquette	40 93									133	H	Stony Brook	56 65
												193	H	Cornell	72 61
												204	H	Rider	57 62
												221	A	Dartmouth	39 63
												224	A	Niagara	72 79
												290	A	Albany (NY)	56 61
												299	H	Army West Point	60 47
												303	H	UMBC	67 45
												315	A	New Hampshire	71 62
												330	A	Lafayette	50 59
												349	H	Fairleigh Dickinson	73 54
-----															
LAST 12 Division I GAMES:															
303	H	UMBC	67 45	133	H	Stony Brook	56 65								
204	H	Rider	57 62	315	A	New Hampshire	71 62								
224	A	Niagara	72 79	290	A	Albany (NY)	56 61								
349	H	Fairleigh Dickinson	73 54	221	A	Dartmouth	39 63								
299	H	Army West Point	60 47	12	A	Marquette	40 93								
115	H	Lehigh	55 65	1	A	Notre Dame	53 103								

Non-Div I Games: Charleston (WV) 69 62 Caldwell 73 54

Binghamton

Loss, Non-Conf, S Site, H Home A Away N Neutral

Average RPI Win: 169

Average RPI Loss: 52

WON-LOST  
RECORDWINNING  
PCT. RANKLAST 10  
GAMESSTRENGTH OF  
SCHEDULEOPP. STRENGTH  
OF SCHEDULETEAM  
RPIADJ.  
RPICONF.  
RPIADJ CONF.  
RPIDIV. I ONLY  
DIV. I NON-CONF.11- 2  
7- 221  
589-1  
1- 0242  
19110  
764  
6364  
6312  
1012  
10

TOTALS

RPI 1-25

RPI 26-50

W-L RECORDS

RPI 51-100

RPI 101-150

RPI 150+

11- 2

0- 1

0- 0

OVERALL

2- 1

2- 0

7- 0

5- 1

0- 1

0- 0

HOME

1- 0

0- 0

4- 0

3- 1

0- 0

0- 0

AWAY

0- 1

1- 0

2- 0

3- 0

0- 0

0- 0

NEUTRAL

1- 0

1- 0

1- 0

7- 2

0- 1

0- 0

NON-CONFERENCE

1- 1

2- 0

4- 0

3- 1

0- 1

0- 0

HOME

0- 0

0- 0

3- 0

1- 1

0- 0

0- 0

AWAY

0- 1

1- 0

0- 0

3- 0

0- 0

0- 0

NEUTRAL

1- 0

1- 0

1- 0

4- 0

0- 0

0- 0

CONFERENCE

1- 0

0- 0

3- 0

2- 0

0- 0

0- 0

HOME

1- 0

0- 0

1- 0

2- 0

0- 0

0- 0

AWAY

0- 0

0- 0

2- 0

0- 0

0- 0

0- 0

NEUTRAL

0- 0

0- 0

0- 0

RPI 1-25

RPI 26-50

RPI 51-100

Team's RPI: 64

RPI 101+

RPI	S	Opponent	Score
6	H	Louisville	55 74

RPI	S	Opponent	Score
-----	---	----------	-------

RPI	S	Opponent	Score
60	H	Wyoming	72 64
69	N	UNI	61 60
98	A	Washington St.	71 95

RPI	S	Opponent	Score
103	A	Washington	73 69
110	N	Idaho	91 85
163	H	CSUN	74 63
188	H	Eastern Wash.	67 55
197	A	San Diego St.	69 66
198	H	Southern Utah	88 53
223	N	Saint Francis (PA)	78 64
245	A	Nevada	75 74
308	H	San Jose St.	99 68

LAST 12 Division I GAMES:

103	A	Washington	73	69	245	A	Nevada	75	74
188	H	Eastern Wash.	67	55	308	H	San Jose St.	99	68
98	A	Washington St.	71	95	197	A	San Diego St.	69	66
69	N	UNI	61	60	60	H	Wyoming	72	64
110	N	Idaho	91	85	198	H	Southern Utah	88	53
6	H	Louisville	55	74	223	N	Saint Francis (PA)	78	64

Non-Div I Games: Southern Ore. 91 46 Northwest Chrst. 93 26

Boi se St.

Loss, Non-Conf, S Site, H Home A Away N Neutral

Average RPI Win:	208	WON-LOST	WINNING	LAST 10	STRENGTH OF	OPP. STRENGTH	TEAM	ADJ.	CONF.	ADJ CONF.
Average RPI Loss:	63	RECORD	PCT. RANK	GAMES	SCHEDULE	OF SCHEDULE	RPI	RPI	RPI	RPI
DIV. I ONLY	13- 4	44	7-3	103	179	79	79	1	1	
DIV. I NON-CONF.	11- 2	33	1- 0	199	294	94	94	1	1	
-----										
TOTALS	RPI 1-25	RPI 26-50	W-L RECORDS	RPI 51-100	RPI 101-150	RPI 150+				
13- 4	0- 1	0- 1	OVERALL	2- 0	1- 2	10- 0				
7- 4	0- 1	0- 1	HOME	0- 0	0- 2	7- 0				
4- 0	0- 0	0- 0	AWAY	2- 0	1- 0	1- 0				
2- 0	0- 0	0- 0	NEUTRAL	0- 0	0- 0	2- 0				
11- 2	0- 0	0- 0	NON-CONFERENCE	0- 0	1- 2	10- 0				
7- 2	0- 0	0- 0	HOME	0- 0	0- 2	7- 0				
2- 0	0- 0	0- 0	AWAY	0- 0	1- 0	1- 0				
2- 0	0- 0	0- 0	NEUTRAL	0- 0	0- 0	2- 0				
2- 2	0- 1	0- 1	CONFERENCE	2- 0	0- 0	0- 0				
0- 2	0- 1	0- 1	HOME	0- 0	0- 0	0- 0				
2- 0	0- 0	0- 0	AWAY	2- 0	0- 0	0- 0				
0- 0	0- 0	0- 0	NEUTRAL	0- 0	0- 0	0- 0				

RPI 1-25				RPI 26-50				RPI 51-100				RPI 101+			
RPI	S	Opponent	Score	RPI	S	Opponent	Score	RPI	S	Opponent	Score	RPI	S	Opponent	Score
8	H	NC State	69 85	32	H	Georgia Tech	76 81	80	A	Pittsburgh	59 55	102	H	Minnesota	69 77
								90	A	Wake Forest	65 64	111	H	Providence	57 61
												118	A	Houston	64 57
												162	H	Boston U.	78 51
												176	A	Rhode Island	88 64
												204	N	Rider	112 61
												221	H	Dartmouth	99 68
												250	H	Holy Cross	89 63
												255	H	Columbia	74 60
												260	H	Campbell	76 56
												280	H	Bryant	83 46
												300	H	Saint Peter's	89 57
												310	N	Loyola Maryland	73 47
LAST 12 Division I GAMES:															
204	N	Rider	112 61	80	A	Pittsburgh	59 55	90	A	Wake Forest	65 64	8	H	NC State	69 85
162	H	Boston U.	78 51	90	A	Wake Forest	65 64	32	H	Georgia Tech	76 81	221	H	Dartmouth	99 68
102	H	Minnesota	69 77	8	H	NC State	69 85	221	H	Dartmouth	99 68	260	H	Campbell	76 56
280	H	Bryant	83 46	221	H	Dartmouth	99 68	260	H	Campbell	76 56				
255	H	Columbia	74 60												
111	H	Providence	57 61												

Non-Div I Games:

Boston College

Average RPI Win: 228

Average RPI Loss: 137

WON-LOST  
RECORDWINNING  
PCT. RANKLAST 10  
GAMESSTRENGTH OF  
SCHEDULEOPP. STRENGTH  
OF SCHEDULETEAM  
RPIADJ.  
RPICONF.  
RPIADJ CONF.  
RPI

DIV. I ONLY	8- 7	150	5-5	164	224	162	162	20	20
DIV. I NON-CONF.	4- 6	212	0- 0	153	208	206	206	23	23
<hr/>									
TOTALS	RPI 1-25	RPI 26-50	W-L RECORDS	RPI 51-100	RPI 101-150	RPI 150+			
8- 7	0- 0	0- 1	OVERALL	1- 2	1- 1	6- 3			
6- 1	0- 0	0- 0	HOME	0- 0	1- 0	5- 1			
2- 6	0- 0	0- 1	AWAY	1- 2	0- 1	1- 2			
0- 0	0- 0	0- 0	NEUTRAL	0- 0	0- 0	0- 0			
4- 6	0- 0	0- 1	NON-CONFERENCE	0- 2	0- 1	4- 2			
4- 0	0- 0	0- 0	HOME	0- 0	0- 0	4- 0			
0- 6	0- 0	0- 1	AWAY	0- 2	0- 1	0- 2			
0- 0	0- 0	0- 0	NEUTRAL	0- 0	0- 0	0- 0			
4- 1	0- 0	0- 0	CONFERENCE	1- 0	1- 0	2- 1			
2- 1	0- 0	0- 0	HOME	0- 0	1- 0	1- 1			
2- 0	0- 0	0- 0	AWAY	1- 0	0- 0	1- 0			
0- 0	0- 0	0- 0	NEUTRAL	0- 0	0- 0	0- 0			

RPI 1-25				RPI 26-50				RPI 51-100				RPI 101+ Team's RPI: 162			
RPI	S	Opponent	Score	RPI	S	Opponent	Score	RPI	S	Opponent	Score	RPI	S	Opponent	Score
				36	A	Northeastern	51 81	56	A	Bucknell	70 62	115	H	Lehigh	58 45
								70	A	Harvard	47 67	120	A	Marist	57 68
								79	A	Boston College	51 78	195	A	Massachusetts	55 66
												199	H	Delaware	72 61
												221	A	Dartmouth	44 64
												240	H	Colgate	72 81
												246	H	Brown	72 51
												280	H	Bryant	67 65
												299	H	Army West Point	63 51
												310	A	Loyola Maryland	64 62
												315	H	New Hampshire	60 39
<hr/>															
LAST 12 Division I GAMES:															
				240	H	Colgate	72 81	115	H	Lehigh	58 45				
				195	A	Massachusetts	55 66	310	A	Loyola Maryland	64 62				
				221	A	Dartmouth	44 64	56	A	Bucknell	70 62				
				199	H	Delaware	72 61	299	H	Army West Point	63 51				
				315	H	New Hampshire	60 39	70	A	Harvard	47 67				
				280	H	Bryant	67 65	79	A	Boston College	51 78				

Non-Div I Games:

Boston U.

Average RPI Win: 283  
Average RPI Loss: 168

WON-LOST  
RECORD

WINNING  
PCT. RANK

LAST 10  
GAMES

STRENGTH OF  
SCHEDULE

OPP. STRENGTH  
OF SCHEDULE

TEAM  
RPI

ADJ.  
RPI

CONF.  
RPI

ADJ CONF.  
RPI

DIV. I ONLY	6- 8	210	4-6	226	322	230	230	8	8
DIV. I NON-CONF.	6- 4	125	0- 0	243	327	170	170	8	8
-----									
TOTALS	RPI 1-25	RPI 26-50	W-L RECORDS	RPI 51-100	RPI 101-150	RPI 150+			
6- 8	0- 0	0- 1	OVERALL	0- 0	0- 1	6- 6			
4- 2	0- 0	0- 0	HOME	0- 0	0- 1	4- 1			
2- 5	0- 0	0- 1	AWAY	0- 0	0- 0	2- 4			
0- 1	0- 0	0- 0	NEUTRAL	0- 0	0- 0	0- 1			
6- 4	0- 0	0- 1	NON-CONFERENCE	0- 0	0- 0	6- 3			
4- 0	0- 0	0- 0	HOME	0- 0	0- 0	4- 0			
2- 3	0- 0	0- 1	AWAY	0- 0	0- 0	2- 2			
0- 1	0- 0	0- 0	NEUTRAL	0- 0	0- 0	0- 1			
0- 4	0- 0	0- 0	CONFERENCE	0- 0	0- 1	0- 3			
0- 2	0- 0	0- 0	HOME	0- 0	0- 1	0- 1			
0- 2	0- 0	0- 0	AWAY	0- 0	0- 0	0- 2			
0- 0	0- 0	0- 0	NEUTRAL	0- 0	0- 0	0- 0			

RPI S Opponent	Score	RPI S Opponent	Score	RPI S Opponent	Score	RPI S Opponent	Score	Team's RPI: 230
		31 A Michigan St.	69 99			105 H Northern Ill.	52 66	
						165 A Xavier	49 65	
						175 N Mercer	63 76	
						177 A Akron	71 74	
						189 A Ball St.	70 77	
						208 A Coastal Caro.	80 81	
						242 H Loyol a Chi cago	88 74	
						263 H Robert Morris	61 60	
						265 H Marshall	99 76	
						294 A Cani si us	74 53	
						297 H Western Mi ch.	82 84	
						301 A Val parai so	79 72	
						332 H Detroi t Mercy	79 73	
LAST 12 Division I GAMES:								
105 H Northern Ill.	52 66	177 A Akron	71 74					
165 A Xavier	49 65	189 A Ball St.	70 77					
175 N Mercer	63 76	297 H Western Mi ch.	82 84					
208 A Coastal Caro.	80 81	301 A Val parai so	79 72					
242 H Loyol a Chi cago	88 74	332 H Detroi t Mercy	79 73					
263 H Robert Morris	61 60	294 A Cani si us	74 53					

Bowling Green

Bowling Green

Non-Div I Games: Davis & Elkins 63 28

Bowling Green

Loss, Non-Conf, S Site, H Home A Away N Neutral

Average RPI	Win: 258	WON-LOST	WINNING	LAST 10	STRENGTH OF	OPP. STRENGTH	TEAM	ADJ.	CONF.	ADJ CONF.
Average RPI	Loss: 43	RECORD	PCT. RANK	GAMES	SCHEDULE	OF SCHEDULE	RPI	RPI	RPI	RPI
DIV. I ONLY	11- 3	38	7-3	342	100	172	172	13	13	
DIV. I NON-CONF.	9- 1	31	1- 0	345	112	147	147	14	14	
-----										
TOTALS	RPI 1-25	RPI 26-50	W-L RECORDS	RPI 51-100	RPI 101-150	RPI 150+				
11- 3	0- 1	0- 1	OVERALL	0- 1	1- 0	10- 0				
5- 2	0- 1	0- 0	HOME	0- 1	0- 0	5- 0				
5- 1	0- 0	0- 1	AWAY	0- 0	1- 0	4- 0				
1- 0	0- 0	0- 0	NEUTRAL	0- 0	0- 0	1- 0				
9- 1	0- 0	0- 1	NON-CONFERENCE	0- 0	0- 0	9- 0				
5- 0	0- 0	0- 0	HOME	0- 0	0- 0	5- 0				
3- 1	0- 0	0- 1	AWAY	0- 0	0- 0	3- 0				
1- 0	0- 0	0- 0	NEUTRAL	0- 0	0- 0	1- 0				
2- 2	0- 1	0- 0	CONFERENCE	0- 1	1- 0	1- 0				
0- 2	0- 1	0- 0	HOME	0- 1	0- 0	0- 0				
2- 0	0- 0	0- 0	AWAY	0- 0	1- 0	1- 0				
0- 0	0- 0	0- 0	NEUTRAL	0- 0	0- 0	0- 0				

RPI 1-25				RPI 26-50				RPI 51-100				RPI 101+				Team's RPI: 172
RPI	S	Opponent	Score	RPI	S	Opponent	Score	RPI	S	Opponent	Score	RPI	S	Opponent	Score	
14	H	Drake	63 92	45	A	Purdue	61 74	69	H	UNI	78 81	145	A	Indiana St.	61 45	
												199	N	Delaware	59 47	
												215	H	Eastern Ill.	67 64	
												217	H	Southeast Mo. St.	85 79	
												229	H	Western Ill.	82 68	
												259	A	Cleveland St.	67 65	
												283	A	Fla. Atlantic	80 59	
												288	H	Oakland	73 64	
												311	A	Omaha	80 60	
												343	H	Chi cago St.	89 59	
												345	A	Evansville	75 68	
LAST 12 Division I GAMES:																
283	A	Fla. Atlantic	80 59	145	A	Indiana St.	61 45	345	A	Evansville	75 68	69	H	UNI	78 81	
259	A	Cleveland St.	67 65	345	A	Evansville	75 68	69	H	UNI	78 81	14	H	Drake	63 92	
311	A	Omaha	80 60	69	H	UNI	78 81	14	H	Drake	63 92	343	H	Chi cago St.	89 59	
229	H	Western Ill.	82 68	14	H	Drake	63 92	343	H	Chi cago St.	89 59	45	A	Purdue	61 74	
288	H	Oakland	73 64	343	H	Chi cago St.	89 59	45	A	Purdue	61 74					
215	H	Eastern Ill.	67 64	45	A	Purdue	61 74									

Non-Div I Games: Rockhurst 83 40

Bradley

Average RPI Win:	298	WON-LOST	WINNING	LAST 10	STRENGTH OF	OPP. STRENGTH	TEAM	ADJ.	CONF.	ADJ CONF.
Average RPI Loss:	136	RECORD	PCT. RANK	GAMES	SCHEDULE	OF SCHEDULE	RPI	RPI	RPI	RPI
DIV. I ONLY	6- 8	210	4-6	288	219	246	246	11	11	
DIV. I NON-CONF.	6- 8	199	0- 1	290	230	251	251	12	12	
-----										
TOTALS	RPI 1-25	RPI 26-50	W-L RECORDS	RPI 51-100	RPI 101-150	RPI 150+				
6- 8	0- 1	0- 0	OVERALL	0- 2	0- 1	6- 4				
3- 2	0- 0	0- 0	HOME	0- 1	0- 0	3- 1				
2- 6	0- 1	0- 0	AWAY	0- 1	0- 1	2- 3				
1- 0	0- 0	0- 0	NEUTRAL	0- 0	0- 0	1- 0				
6- 8	0- 1	0- 0	NON-CONFERENCE	0- 2	0- 1	6- 4				
3- 2	0- 0	0- 0	HOME	0- 1	0- 0	3- 1				
2- 6	0- 1	0- 0	AWAY	0- 1	0- 1	2- 3				
1- 0	0- 0	0- 0	NEUTRAL	0- 0	0- 0	1- 0				
0- 0	0- 0	0- 0	CONFERENCE	0- 0	0- 0	0- 0				
0- 0	0- 0	0- 0	HOME	0- 0	0- 0	0- 0				
0- 0	0- 0	0- 0	AWAY	0- 0	0- 0	0- 0				
0- 0	0- 0	0- 0	NEUTRAL	0- 0	0- 0	0- 0				

RPI 1-25				RPI 26-50				RPI 51-100				RPI 101+				Team's RPI: 246
RPI	S	Opponent	Score	RPI	S	Opponent	Score	RPI	S	Opponent	Score	RPI	S	Opponent	Score	
17	A	Rutgers	52 73					56	H	Bucknell	78 91	105	A	Northern Ill.	102 109	
								93	A	Maine	96 102	162	A	Boston U.	51 72	
												176	A	Rhode Island	67 72	
												195	H	Massachusetts	61 90	
												250	A	Holy Cross	89 85	
												280	A	Bryant	57 75	
												280	N	Bryant	84 68	
												298	H	Fairfield	68 49	
												302	H	Central Conn. St.	68 63	
												315	H	New Hampshire	76 70	
												343	A	Chicago St.	90 65	
LAST 12 Division I GAMES:																
176	A	Rhode Island	67 72	17	A	Rutgers	52 73	105	A	Northern Ill.	102 109					
195	H	Massachusetts	61 90	343	A	Chicago St.	90 65	93	A	Maine	96 102					
298	H	Fairfield	68 49	280	N	Bryant	84 68	56	H	Bucknell	78 91					
250	A	Holy Cross	89 85													
315	H	New Hampshire	76 70													
162	A	Boston U.	51 72													

Non-Div I Games: Johnson &amp; Wales (RI) 78 46 Adelphi 75 62

Brown

Average RPI Win: 280  
Average RPI Loss: 180

DIV. I ONLY	4- 11	284	2-8	223	324	280	280	31	31
DIV. I NON-CONF.	2- 9	297	0- 1	162	255	280	280	31	31
TOTALS	RPI 1-25	RPI 26-50	W-L RECORDS	RPI 51-100	RPI 101-150	RPI 150+			
4- 11	0- 0	0- 0	OVERALL	0- 3	0- 2	4- 6			
2- 3	0- 0	0- 0	HOME	0- 1	0- 0	2- 2			
2- 6	0- 0	0- 0	AWAY	0- 2	0- 1	2- 3			
0- 2	0- 0	0- 0	NEUTRAL	0- 0	0- 1	0- 1			
2- 9	0- 0	0- 0	NON-CONFERENCE	0- 3	0- 2	2- 4			
1- 2	0- 0	0- 0	HOME	0- 1	0- 0	1- 1			
1- 5	0- 0	0- 0	AWAY	0- 2	0- 1	1- 2			
0- 2	0- 0	0- 0	NEUTRAL	0- 0	0- 1	0- 1			
2- 2	0- 0	0- 0	CONFERENCE	0- 0	0- 0	2- 2			
1- 1	0- 0	0- 0	HOME	0- 0	0- 0	1- 1			
1- 1	0- 0	0- 0	AWAY	0- 0	0- 0	1- 1			
0- 0	0- 0	0- 0	NEUTRAL	0- 0	0- 0	0- 0			

[illegible]

### Non-Div I Games:

Bryant



Average RPI Win:	217	WON-LOST	WINNING	LAST 10	STRENGTH OF	OPP. STRENGTH	TEAM	ADJ.	CONF.	ADJ CONF.
Average RPI Loss:	84	RECORD	PCT. RANK	GAMES	SCHEDULE	OF SCHEDULE	RPI	RPI	RPI	RPI
DIV. I ONLY	13- 4	44	8-2	147	170	56	56	20	20	
DIV. I NON-CONF.	9- 3	61	0- 0	148	101	44	44	23	23	
-----										
TOTALS	RPI 1-25	RPI 26-50	W-L RECORDS	RPI 51-100	RPI 101-150	RPI 150+				
13- 4	0- 2	0- 0	OVERALL	1- 0	2- 0	10- 2				
6- 1	0- 0	0- 0	HOME	1- 0	2- 0	3- 1				
5- 3	0- 2	0- 0	AWAY	0- 0	0- 0	5- 1				
2- 0	0- 0	0- 0	NEUTRAL	0- 0	0- 0	2- 0				
9- 3	0- 2	0- 0	NON-CONFERENCE	1- 0	1- 0	7- 1				
4- 0	0- 0	0- 0	HOME	1- 0	1- 0	2- 0				
3- 3	0- 2	0- 0	AWAY	0- 0	0- 0	3- 1				
2- 0	0- 0	0- 0	NEUTRAL	0- 0	0- 0	2- 0				
4- 1	0- 0	0- 0	CONFERENCE	0- 0	1- 0	3- 1				
2- 1	0- 0	0- 0	HOME	0- 0	1- 0	1- 1				
2- 0	0- 0	0- 0	AWAY	0- 0	0- 0	2- 0				
0- 0	0- 0	0- 0	NEUTRAL	0- 0	0- 0	0- 0				

RPI	S	Opponent	Score	RPI	S	Opponent	Score	RPI	S	Opponent	Score	RPI	S	Opponent	Score
4	A	Syracuse	56 70					75	H	Quinnipiac	75 58	115	H	Lehigh	71 53
11	A	Iowa St.	61 86									126	H	Youngstown St.	73 68
												151	H	American	71 56
												157	A	Drexel	42 64
												162	H	Boston U.	62 70
												195	N	Massachusetts	77 58
												204	H	Rider	80 59
												222	A	St. Bonaventure	77 46
												239	A	Monmouth	70 32
												246	A	Brown	91 78
												298	N	Fairfield	77 54
												299	A	Army West Point	66 52
												317	H	Iona	81 43
												330	A	Lafayette	56 47
-----															
LAST 12 Division I GAMES:															
115	H	Lehigh	71 53	330	A	Lafayette	56 47								
204	H	Rider	80 59	299	A	Army West Point	66 52								
317	H	Iona	81 43	162	H	Boston U.	62 70								
222	A	St. Bonaventure	77 46	151	H	American	71 56								
246	A	Brown	91 78	11	A	Iowa St.	61 86								
298	N	Fairfield	77 54	126	H	Youngstown St.	73 68								

Non-Div I Games:

Bucknell I

Average RPI Win:	191	WON-LOST	WINNING	LAST 10	STRENGTH OF	OPP. STRENGTH	TEAM	ADJ.	CONF.	ADJ CONF.
Average RPI Loss:	37	RECORD	PCT. RANK	GAMES	SCHEDULE	OF SCHEDULE	RPI	RPI	RPI	RPI
DIV. I ONLY	11- 4	62	7-3	66	112	38	38	8	8	
DIV. I NON-CONF.	8- 3	71	0- 0	126	71	45	45	8	8	
-----										
TOTALS	RPI 1-25	RPI 26-50	W-L RECORDS	RPI 51-100	RPI 101-150	RPI 150+				
11- 4	0- 2	1- 1	OVERALL	2- 1	0- 0	8- 0				
3- 2	0- 1	0- 1	HOME	0- 0	0- 0	3- 0				
6- 2	0- 1	0- 0	AWAY	1- 1	0- 0	5- 0				
2- 0	0- 0	1- 0	NEUTRAL	1- 0	0- 0	0- 0				
8- 3	0- 2	1- 0	NON-CONFERENCE	1- 1	0- 0	6- 0				
2- 1	0- 1	0- 0	HOME	0- 0	0- 0	2- 0				
4- 2	0- 1	0- 0	AWAY	0- 1	0- 0	4- 0				
2- 0	0- 0	1- 0	NEUTRAL	1- 0	0- 0	0- 0				
3- 1	0- 0	0- 1	CONFERENCE	1- 0	0- 0	2- 0				
1- 1	0- 0	0- 1	HOME	0- 0	0- 0	1- 0				
2- 0	0- 0	0- 0	AWAY	1- 0	0- 0	1- 0				
0- 0	0- 0	0- 0	NEUTRAL	0- 0	0- 0	0- 0				

RPI 1-25				RPI 26-50				RPI 51-100				RPI 101+			
RPI	S	Opponent	Score	RPI	S	Opponent	Score	RPI	S	Opponent	Score	RPI	S	Opponent	Score
2	H	Stanford	55 62	26	N	South Dakota St.	61 55	92	N	Georgetown	73 64	186	A	Eastern Mi ch.	91 84
5	A	Oregon	82 102	46	H	Ohio	71 74	94	A	Dayton	59 72	189	H	Ball St.	77 65
								97	A	Miami (OH)	66 59	221	A	Dartmouth	75 69
												222	H	St. Bonaventure	90 43
												224	H	Niagara	88 61
												252	A	UMES	69 63
												294	A	Canisius	84 66
												302	A	Central Conn. St.	82 69
-----															
LAST 12 Division I GAMES:															
189	H	Ball St.	77 65	97	A	Miami (OH)	66 59	186	A	Eastern Mi ch.	91 84	46	H	Ohio	71 74
94	A	Dayton	59 72	222	H	St. Bonaventure	90 43	2	H	Stanford	55 62	221	A	Dartmouth	75 69
294	A	Canisius	84 66												
302	A	Central Conn. St.	82 69												
26	N	South Dakota St.	61 55												
92	N	Georgetown	73 64												

Non-Div I Games:

Buffalo

Butler

Butler				Through Games Of Jan. 16, 2019												
Average RPI Win:		164	WON-LOST RECORD		WINNING PCT. RANK		LAST 10 GAMES		STRENGTH OF SCHEDULE		OPP. STRENGTH OF SCHEDULE		TEAM RPI	ADJ. RPI	CONF. RPI	ADJ CONF. RPI
Average RPI Loss:		19														
DIV. I ONLY		15- 1		5		9-1		97		95		16	16	5	5	
DIV. I NON-CONF.		10- 1		19		0- 0		161		164		31	31	4	4	
-----																
TOTALS		RPI 1-25		RPI 26-50		W-L RECORDS		RPI 51-100		RPI 101-150		RPI 150+				
15- 1		0- 1		1- 0		OVERALL		3- 0		2- 0		9- 0				
9- 0		0- 0		0- 0		HOME		2- 0		1- 0		6- 0				
4- 1		0- 1		1- 0		AWAY		1- 0		0- 0		2- 0				
2- 0		0- 0		0- 0		NEUTRAL		0- 0		1- 0		1- 0				
10- 1		0- 1		0- 0		NON-CONFERENCE		0- 0		2- 0		8- 0				
7- 0		0- 0		0- 0		HOME		0- 0		1- 0		6- 0				
1- 1		0- 1		0- 0		AWAY		0- 0		0- 0		1- 0				
2- 0		0- 0		0- 0		NEUTRAL		0- 0		1- 0		1- 0				
5- 0		0- 0		1- 0		CONFERENCE		3- 0		0- 0		1- 0				
2- 0		0- 0		0- 0		HOME		2- 0		0- 0		0- 0				
3- 0		0- 0		1- 0		AWAY		1- 0		0- 0		1- 0				
0- 0		0- 0		0- 0		NEUTRAL		0- 0		0- 0		0- 0				
RPI 1-25		Team's RPI: 16		RPI 26-50				RPI 51-100				RPI 101+				
RPI	S	Opponent	Score	RPI	S	Opponent	Score	RPI	S	Opponent	Score	RPI	S	Opponent	Score	
19	A	Indiana	46 66	41	A	Villanova	63 55	88	H	Seton Hall	62 59	112	N	Ohio St.	66 53	
								92	A	Georgetown	59 50	145	H	Indiana St.	72 49	
								100	H	St. John's (NY)	66 45	165	A	Xavier	63 41	
												177	A	Akron	63 47	
												179	H	Illinois St.	58 56	
												186	N	Eastern Mich.	73 63	
												189	H	Ball St.	64 47	
												215	H	Eastern Ill.	72 37	
												229	H	Western Ill.	92 51	
												253	H	Murray St.	86 65	
												289	H	UMass Lowell	89 36	
-----																
LAST 12 Division I GAMES:																
165	A	Xavier	63 41	100	H	St. John's (NY)	66 45									
145	H	Indiana St.	72 49	88	H	Seton Hall	62 59									
177	A	Akron	63 47	92	A	Georgetown	59 50									
19	A	Indiana	46 66	41	A	Villanova	63 55									
189	H	Ball St.	64 47	186	N	Eastern Mich.	73 63									
179	H	Illinois St.	58 56	112	N	Ohio St.	66 53									

Butler

Non-Div I Games:

Butler

Average RPI Win:	242	WON-LOST	WINNING	LAST 10	STRENGTH OF	OPP. STRENGTH	TEAM	ADJ.	CONF.	ADJ CONF.
Average RPI Loss:	213	RECORD	PCT. RANK	GAMES	SCHEDULE	OF SCHEDULE	RPI	RPI	RPI	RPI
DIV. I ONLY	4- 11	284	2-8	281	314	291	291	30	30	
DIV. I NON-CONF.	2- 9	297	0- 0	257	311	305	305	30	30	
-----										
TOTALS	RPI 1-25	RPI 26-50	W-L RECORDS	RPI 51-100	RPI 101-150	RPI 150+				
4- 11	0- 0	0- 1	OVERALL	1- 0	0- 1	3- 9				
2- 2	0- 0	0- 0	HOME	1- 0	0- 0	1- 2				
2- 9	0- 0	0- 1	AWAY	0- 0	0- 1	2- 7				
0- 0	0- 0	0- 0	NEUTRAL	0- 0	0- 0	0- 0				
2- 9	0- 0	0- 1	NON-CONFERENCE	1- 0	0- 1	1- 7				
1- 1	0- 0	0- 0	HOME	1- 0	0- 0	0- 1				
1- 8	0- 0	0- 1	AWAY	0- 0	0- 1	1- 6				
0- 0	0- 0	0- 0	NEUTRAL	0- 0	0- 0	0- 0				
2- 2	0- 0	0- 0	CONFERENCE	0- 0	0- 0	2- 2				
1- 1	0- 0	0- 0	HOME	0- 0	0- 0	1- 1				
1- 1	0- 0	0- 0	AWAY	0- 0	0- 0	1- 1				
0- 0	0- 0	0- 0	NEUTRAL	0- 0	0- 0	0- 0				

RPI 1-25				RPI 26-50				RPI 51-100				RPI 101+ Team's RPI: 291			
RPI	S	Opponent	Score	RPI	S	Opponent	Score	RPI	S	Opponent	Score	RPI	S	Opponent	Score
				34	A	Oregon St.	52 92	83	H	Wright St.	76 74	131	A	UC Irvine	78 85
												183	H	New Mexico St.	59 61
												202	A	North Texas	59 71
												206	H	UC Riverside	67 79
												207	A	Cal St. Fullerton	56 64
												231	A	SMU	43 49
												236	H	UTRGV	68 63
												258	A	Utah Valley	70 78
												274	A	UTEP	47 53
												308	A	San Jose St.	72 82
												311	A	Omaha	46 53
												313	A	UC Santa Barbara	56 48
												336	A	Seattle U	70 60
LAST 12 Division I GAMES:															
183	H	New Mexico St.	59 61	236	H	UTRGV	68 63								
231	A	SMU	43 49	258	A	Utah Valley	70 78								
311	A	Omaha	46 53	336	A	Seattle U	70 60								
207	A	Cal St. Fullerton	56 64	206	H	UC Riverside	67 79								
131	A	UC Irvine	78 85	34	A	Oregon St.	52 92								
308	A	San Jose St.	72 82	202	A	North Texas	59 71								

Non-Div I Games: Whittier 74 46 Westcliff 91 37

CSU Bakersfield

Loss, Non-Conf, S Site, H Home A Away N Neutral

Average RPI	Win: 240	WON-LOST	WINNING	LAST 10	STRENGTH OF	OPP. STRENGTH	TEAM	ADJ.	CONF.	ADJ CONF.
Average RPI	Loss: 67	RECORD	PCT. RANK	GAMES	SCHEDULE	OF SCHEDULE	RPI	RPI	RPI	RPI
DIV. I ONLY	7- 9	203	5-5	120	74	163	163	22	22	
DIV. I NON-CONF.	6- 8	199	0- 1	124	29	152	152	21	21	
-----										
TOTALS	RPI 1-25	RPI 26-50	W-L RECORDS	RPI 51-100	RPI 101-150	RPI 150+				
7- 9	0- 3	0- 0	OVERALL	1- 3	0- 3	6- 0				
5- 2	0- 0	0- 0	HOME	1- 1	0- 1	4- 0				
2- 7	0- 3	0- 0	AWAY	0- 2	0- 2	2- 0				
0- 0	0- 0	0- 0	NEUTRAL	0- 0	0- 0	0- 0				
6- 8	0- 3	0- 0	NON-CONFERENCE	1- 3	0- 2	5- 0				
4- 2	0- 0	0- 0	HOME	1- 1	0- 1	3- 0				
2- 6	0- 3	0- 0	AWAY	0- 2	0- 1	2- 0				
0- 0	0- 0	0- 0	NEUTRAL	0- 0	0- 0	0- 0				
1- 1	0- 0	0- 0	CONFERENCE	0- 0	0- 1	1- 0				
1- 0	0- 0	0- 0	HOME	0- 0	0- 0	1- 0				
0- 1	0- 0	0- 0	AWAY	0- 0	0- 1	0- 0				
0- 0	0- 0	0- 0	NEUTRAL	0- 0	0- 0	0- 0				

RPI	S	Opponent	Score	RPI	S	Opponent	Score	RPI	S	Opponent	Score	RPI	S	Opponent	Score	Team's RPI: 163
2	A	Stanford	43 69					58	A	Southern Cal i forni a	42 58	110	A	Idaho	73 88	
14	A	Drake	63 73					64	A	Boi se St.	63 74	128	H	Loyol a Marymount	53 72	
22	A	Cal i forni a	42 67					70	H	Harvard	55 75	131	A	UC Irvi ne	61 65	
								98	H	Washi ngton St.	65 52	159	A	Santa Clara	53 38	
												197	H	San Diego St.	77 74	
												293	H	Cal i forni a Baptist	73 67	
												308	H	San Jose St.	76 40	
												311	A	Omaha	64 52	
												313	H	UC Santa Barbara	73 65	
-----																
LAST 12 Division I GAMES:																
70	H	Harvard	55 75	131	A	UC Irvi ne	61 65									
128	H	Loyola Marymount	53 72	313	H	UC Santa Barbara	73 65									
22	A	Cal i forni a	42 67	2	A	Stanford	43 69									
159	A	Santa Clara	53 38	308	H	San Jose St.	76 40									
293	H	Cal i forni a Baptist	73 67	58	A	Southern Cal i forni a	42 58									
98	H	Washi ngton St.	65 52	197	H	San Diego St.	77 74									

Non-Div I Games:

CSUN

Loss, 
Non-Conf, 
S Site, 
H Home
A Away
N Neutral

C  
a  
l  
P  
o  
l  
y

		Cal Poly	Through Games Of Jan. 16, 2019									
Average RPI	Win:	279	WON-LOST	WINNING	LAST 10	STRENGTH OF		OPP. STRENGTH	TEAM	ADJ.	CONF.	ADJ CONF.
Average RPI	Loss:	129	RECORD	PCT. RANK	GAMES	SCHEDULE		OF SCHEDULE	RPI	RPI	RPI	RPI
DIV. I ONLY			3- 9	293	3-7	248		128	292	292	22	22
DIV. I NON-CONF.			2- 8	293	0- 0	280		62	304	304	21	21
-----												
TOTALS		RPI 1-25	RPI 26-50		W-L RECORDS		RPI 51-100		RPI 101-150		RPI 150+	
3- 9	0- 0	0- 2		OVERALL		0- 2		0- 2		3- 3		
2- 4	0- 0	0- 0		HOME		0- 1		0- 2		2- 1		
1- 4	0- 0	0- 2		AWAY		0- 1		0- 0		1- 1		
0- 1	0- 0	0- 0		NEUTRAL		0- 0		0- 0		0- 1		
2- 8	0- 0	0- 2		NON-CONFERENCE		0- 2		0- 1		2- 3		
1- 3	0- 0	0- 0		HOME		0- 1		0- 1		1- 1		
1- 4	0- 0	0- 2		AWAY		0- 1		0- 0		1- 1		
0- 1	0- 0	0- 0		NEUTRAL		0- 0		0- 0		0- 1		
1- 1	0- 0	0- 0		CONFERENCE		0- 0		0- 1		1- 0		
1- 1	0- 0	0- 0		HOME		0- 0		0- 1		1- 0		
0- 0	0- 0	0- 0		AWAY		0- 0		0- 0		0- 0		
0- 0	0- 0	0- 0		NEUTRAL		0- 0		0- 0		0- 0		

C  
a  
l  
P  
o  
l  
y

RPI 1-25				RPI 26-50				RPI 51-100				RPI 101+ Team's RPI: 292			
RPI	S	Opponent	Score	RPI	S	Opponent	Score	RPI	S	Opponent	Score	RPI	S	Opponent	Score
				34	A	Oregon St.	54 79	53	H	Saint Mary's (CA)	51 69	131	H	UC Irvine	59 75
				40	A	UCLA	35 81	99	A	Fresno St.	58 76	147	H	Illinois	51 74
												168	H	Pepperdine	63 70
												188	H	Eastern Wash.	59 55
												243	A	Sacramento St.	85 88
												247	N	San Francisco	62 65
												313	H	UC Santa Barbara	75 67
												336	A	Seattle U	60 50
-----															
LAST 12 Division I GAMES:															
				313	H	UC Santa Barbara	75 67	131	H	UC Irvine	59 75				
				147	H	Illinois	51 74	40	A	UCLA	35 81				
				247	N	San Francisco	62 65	336	A	Seattle U	60 50				
				99	A	Fresno St.	58 76	53	H	Saint Mary's (CA)	51 69				
				243	A	Sacramento St.	85 88	188	H	Eastern Wash.	59 55				
				34	A	Oregon St.	54 79	168	H	Pepperdine	63 70				

Non-Div I Games: Academy of Art 87 65

Cal Poly

Average RPI Win:	277	WON-LOST	WINNING	LAST 10	STRENGTH OF	OPP. STRENGTH	TEAM	ADJ.	CONF.	ADJ CONF.
Average RPI Loss:	135	RECORD	PCT. RANK	GAMES	SCHEDULE	OF SCHEDULE	RPI	RPI	RPI	RPI
DIV. I ONLY	8- 5	110	7-3	324	209	207	207	22	22	
DIV. I NON-CONF.	7- 5	132	0- 0	311	221	224	224	21	21	
-----										
TOTALS	RPI 1-25	RPI 26-50	W-L RECORDS	RPI 51-100	RPI 101-150	RPI 150+				
8- 5	0- 0	0- 0	OVERALL	0- 1	0- 2	8- 2				
4- 3	0- 0	0- 0	HOME	0- 1	0- 0	4- 2				
4- 2	0- 0	0- 0	AWAY	0- 0	0- 2	4- 0				
0- 0	0- 0	0- 0	NEUTRAL	0- 0	0- 0	0- 0				
7- 5	0- 0	0- 0	NON-CONFERENCE	0- 1	0- 2	7- 2				
3- 3	0- 0	0- 0	HOME	0- 1	0- 0	3- 2				
4- 2	0- 0	0- 0	AWAY	0- 0	0- 2	4- 0				
0- 0	0- 0	0- 0	NEUTRAL	0- 0	0- 0	0- 0				
1- 0	0- 0	0- 0	CONFERENCE	0- 0	0- 0	1- 0				
1- 0	0- 0	0- 0	HOME	0- 0	0- 0	1- 0				
0- 0	0- 0	0- 0	AWAY	0- 0	0- 0	0- 0				
0- 0	0- 0	0- 0	NEUTRAL	0- 0	0- 0	0- 0				

RPI 1-25				RPI 26-50				RPI 51-100				RPI 101+				Team's RPI: 207
RPI	S	Opponent	Score	RPI	S	Opponent	Score	RPI	S	Opponent	Score	RPI	S	Opponent	Score	
								74	H	Paci fi c	64	72				
												103	A	Washington	74	83
												143	A	Portland	74	83
												159	H	Santa Clara	60	64
												197	H	San Diego St.	72	83
												221	H	Dartmouth	67	62
												255	A	Col umbi a	61	58
												258	H	Utah Valley	56	55
												262	H	Hawai i	72	68
												291	H	CSU Bakersfield	64	56
												293	A	Cal i forni a Baptist	79	65
												300	A	Saint Peter's	69	45
												336	A	Seattle U	57	54
LAST 12 Division I GAMES:																
262	H	Hawai i	72	68	258	H	Utah Valley	56	55							
143	A	Portland	74	83	74	H	Paci fi c	64	72							
159	H	Santa Clara	60	64	300	A	Saint Peter's	69	45							
197	H	San Diego St.	72	83	255	A	Col umbi a	61	58							
293	A	Cal i forni a Baptist	79	65	291	H	CSU Bakersfield	64	56							
103	A	Washington	74	83	221	H	Dartmouth	67	62							

Non-Div I Games: Antelope Valley 77 65

Cal St. Fullerton

Average RPI	Win:	120	WON-LOST	WINNING	LAST 10	STRENGTH OF	OPP. STRENGTH	TEAM	ADJ.	CONF.	ADJ CONF.
Average RPI	Loss:	38	RECORD	PCT. RANK	GAMES	SCHEDULE	OF SCHEDULE	RPI	RPI	RPI	RPI
DIV. I ONLY		10- 5		83	5-5	21	14	22	22	2	2
DIV. I NON-CONF.		9- 2		43	0- 0	31	42	17	17	2	2
-----											
TOTALS	RPI 1-25		RPI 26-50		W-L RECORDS	RPI 51-100		RPI 101-150		RPI 150+	
10- 5	0- 2		1- 1		OVERALL	5- 2		1- 0		3- 0	
4- 3	0- 1		0- 1		HOME	1- 1		1- 0		2- 0	
4- 2	0- 1		1- 0		AWAY	2- 1		0- 0		1- 0	
2- 0	0- 0		0- 0		NEUTRAL	2- 0		0- 0		0- 0	
9- 2	0- 1		1- 0		NON-CONFERENCE	4- 1		1- 0		3- 0	
3- 2	0- 1		0- 0		HOME	0- 1		1- 0		2- 0	
4- 0	0- 0		1- 0		AWAY	2- 0		0- 0		1- 0	
2- 0	0- 0		0- 0		NEUTRAL	2- 0		0- 0		0- 0	
1- 3	0- 1		0- 1		CONFERENCE	1- 1		0- 0		0- 0	
1- 1	0- 0		0- 1		HOME	1- 0		0- 0		0- 0	
0- 2	0- 1		0- 0		AWAY	0- 1		0- 0		0- 0	
0- 0	0- 0		0- 0		NEUTRAL	0- 0		0- 0		0- 0	

RPI	S	Opponent	Score	RPI	S	Opponent	Score	RPI	S	Opponent	Score	RPI	S	Opponent	Score
7	H	UConn	66 76	28	A	BYU	70 52	53	A	Saint Mary's (CA)	81 78	118	H	Houston	80 79
15	A	Arizona St.	61 62	40	H	UCLA	79 84	58	H	Southern Cal i forni a	66 59	163	H	CSUN	67 42
								59	A	Arizona	55 60	227	A	San Di ego	70 53
								70	H	Harvard	79 85	313	H	UC Santa Barbara	69 45
								74	N	Paci fi c	81 69				
								82	A	Penn St.	75 58				
								84	N	Tul ane	65 57				
LAST 12 Divisi on I GAMES:															
15	A	Arizona St.	61 62	59	A	Arizona	55 60								
53	A	Saint Mary's (CA)	81 78	58	H	Southern Cal i forni a	66 59								
163	H	CSUN	67 42	40	H	UCLA	79 84								
227	A	San Di ego	70 53	70	H	Harvard	79 85								
84	N	Tul ane	65 57	7	H	UConn	66 76								
74	N	Paci fi c	81 69	313	H	UC Santa Barbara	69 45								

Non-Di v I Games:

Cal i forni a



Average RPI Win:	269	WON-LOST	WINNING	LAST 10	STRENGTH OF	OPP. STRENGTH	TEAM	ADJ.	CONF.	ADJ CONF.
Average RPI Loss:	171	RECORD	PCT. RANK	GAMES	SCHEDULE	OF SCHEDULE	RPI	RPI	RPI	RPI

DIV. I ONLY	4- 9	264	6-4	300	227	293	293	30	30
DIV. I NON-CONF.	3- 6	241	0- 0	263	210	260	260	30	30
-----									
TOTALS	RPI 1-25	RPI 26-50	W-L RECORDS	RPI 51-100	RPI 101-150	RPI 150+			
4- 9	0- 0	0- 1	OVERALL	0- 0	0- 1	4- 7			
2- 3	0- 0	0- 0	HOME	0- 0	0- 1	2- 2			
2- 5	0- 0	0- 0	AWAY	0- 0	0- 0	2- 5			
0- 1	0- 0	0- 1	NEUTRAL	0- 0	0- 0	0- 0			
3- 6	0- 0	0- 1	NON-CONFERENCE	0- 0	0- 1	3- 4			
1- 2	0- 0	0- 0	HOME	0- 0	0- 1	1- 1			
2- 3	0- 0	0- 0	AWAY	0- 0	0- 0	2- 3			
0- 1	0- 0	0- 1	NEUTRAL	0- 0	0- 0	0- 0			
1- 3	0- 0	0- 0	CONFERENCE	0- 0	0- 0	1- 3			
1- 1	0- 0	0- 0	HOME	0- 0	0- 0	1- 1			
0- 2	0- 0	0- 0	AWAY	0- 0	0- 0	0- 2			
0- 0	0- 0	0- 0	NEUTRAL	0- 0	0- 0	0- 0			

RPI S Opponent	Score	RPI S Opponent	Score	RPI S Opponent	Score	RPI S Opponent	Score	Team's RPI: 293
28 N BYU	69 76					106 H Idaho St.	57 72	
						163 A CSUN	67 73	
						177 H UMKC	74 78	
						183 A New Mexico St.	69 76	
						197 A San Diego St.	67 83	
						206 H UC Riverside	65 57	
						207 H Cal St. Fullerton	65 79	
						212 A Long Beach St.	85 83	
						236 A UTRGV	56 60	
						241 A Northern Ariz.	88 91	
						313 A UC Santa Barbara	76 64	
						343 H Chicago St.	89 52	
LAST 12 Division I GAMES:								
343 H Chicago St.	89 52	177 H UMKC	74 78					
28 N BYU	69 76	236 A UTRGV	56 60					
197 A San Diego St.	67 83	183 A New Mexico St.	69 76					
241 A Northern Ariz.	88 91	313 A UC Santa Barbara	76 64					
207 H Cal St. Fullerton	65 79	206 H UC Riverside	65 57					
212 A Long Beach St.	85 83	163 A CSUN	67 73					

Non-Div I Games: La Sierra 91 44 Notre Dame de Namur 80 47 Fresno Pacific 93 71

Average RPI Win: **313**  
 Average RPI Loss: **177**

WON-LOST  
RECORD

WINNING  
PCT. RANK

LAST 10  
GAMES

STRENGTH OF  
SCHEDULE

OPP. STRENGTH  
OF SCHEDULE

TEAM  
RPI

ADJ.  
RPI

CONF.  
RPI

ADJ CONF.  
RPI

DIV. I ONLY	8- 6	126	5-5	335	331	260	260	28	28
DIV. I NON-CONF.	6- 3	91	1- 0	304	319	201	201	29	29
<hr/>									
TOTALS	RPI 1-25	RPI 26-50	W-L RECORDS	RPI 51-100	RPI 101-150	RPI 150+			
8- 6	0- 0	0- 0	OVERALL	0- 2	0- 0	8- 4			
3- 4	0- 0	0- 0	HOME	0- 1	0- 0	3- 3			
4- 2	0- 0	0- 0	AWAY	0- 1	0- 0	4- 1			
1- 0	0- 0	0- 0	NEUTRAL	0- 0	0- 0	1- 0			
6- 3	0- 0	0- 0	NON-CONFERENCE	0- 2	0- 0	6- 1			
2- 2	0- 0	0- 0	HOME	0- 1	0- 0	2- 1			
3- 1	0- 0	0- 0	AWAY	0- 1	0- 0	3- 0			
1- 0	0- 0	0- 0	NEUTRAL	0- 0	0- 0	1- 0			
2- 3	0- 0	0- 0	CONFERENCE	0- 0	0- 0	2- 3			
1- 2	0- 0	0- 0	HOME	0- 0	0- 0	1- 2			
1- 1	0- 0	0- 0	AWAY	0- 0	0- 0	1- 1			
0- 0	0- 0	0- 0	NEUTRAL	0- 0	0- 0	0- 0			

RPI 1-25				RPI 26-50				RPI 51-100				RPI 101+ Team's RPI: 260			
RPI	S	Opponent	Score	RPI	S	Opponent	Score	RPI	S	Opponent	Score	RPI	S	Opponent	Score
								76	H	Old Dominion	59 <b>83</b>	200	A	UNC Asheville	52 <b>60</b>
								79	A	Boston College	56 <b>76</b>	210	H	Gardner-Webb	38 <b>52</b>
												220	H	Howard	64 <b>69</b>
												276	H	Winthrop	46 <b>59</b>
												278	A	Norfolk St.	57 49
												306	H	Col. of Charleston	66 65
												311	N	Omaha	65 52
												314	A	FIU	59 54
												316	A	Western Caro.	63 37
												319	H	Presbyterian	51 46
												323	H	UNC Greensboro	53 49
												340	A	Charleston So.	60 58
<hr/>															
LAST 12 Division I GAMES:															
314	A	FIU	59 54	276	H	Winthrop	46 <b>59</b>	200	A	UNC Asheville	52 <b>60</b>	340	A	Charleston So.	60 58
220	H	Howard	64 <b>69</b>	210	H	Gardner-Webb	38 <b>52</b>	319	H	Presbyterian	51 46	79	A	Boston College	56 <b>76</b>
323	H	UNC Greensboro	53 49												
311	N	Omaha	65 52												
278	A	Norfolk St.	57 49												
306	H	Col. of Charleston	66 65												

Non-Div I Games: William Peace 65 36 Columbia (SC) 93 46

Campbell

**Loss**, **Non-Conf**, S Site, **H** Home **A** Away N Neutral

Average RPI Win:	309	WON-LOST	WINNING	LAST 10	STRENGTH OF	OPP. STRENGTH	TEAM	ADJ.	CONF.	ADJ CONF.
Average RPI Loss:	177	RECORD	PCT. RANK	GAMES	SCHEDULE	OF SCHEDULE	RPI	RPI	RPI	RPI
DIV. I ONLY	5- 10	248	5-5	301	270	294	294	27	27	
DIV. I NON-CONF.	2- 9	297	0- 0	269	261	326	326	28	28	
-----										
TOTALS	RPI 1-25	RPI 26-50	W-L RECORDS	RPI 51-100	RPI 101-150	RPI 150+				
5- 10	0- 0	0- 1	OVERALL	0- 1	0- 2	5- 6				
2- 6	0- 0	0- 1	HOME	0- 1	0- 2	2- 2				
3- 4	0- 0	0- 0	AWAY	0- 0	0- 0	3- 4				
0- 0	0- 0	0- 0	NEUTRAL	0- 0	0- 0	0- 0				
2- 9	0- 0	0- 1	NON-CONFERENCE	0- 1	0- 1	2- 6				
1- 5	0- 0	0- 1	HOME	0- 1	0- 1	1- 2				
1- 4	0- 0	0- 0	AWAY	0- 0	0- 0	1- 4				
0- 0	0- 0	0- 0	NEUTRAL	0- 0	0- 0	0- 0				
3- 1	0- 0	0- 0	CONFERENCE	0- 0	0- 1	3- 0				
1- 1	0- 0	0- 0	HOME	0- 0	0- 1	1- 0				
2- 0	0- 0	0- 0	AWAY	0- 0	0- 0	2- 0				
0- 0	0- 0	0- 0	NEUTRAL	0- 0	0- 0	0- 0				

RPI 1-25				RPI 26-50				RPI 51-100				RPI 101+				Team's RPI: 294	
RPI	S	Opponent	Score	RPI	S	Opponent	Score	RPI	S	Opponent	Score	RPI	S	Opponent	Score		
				38	H	Buffalo	66 84					120	H	Marist	66 71		
												126	H	Youngstown St.	36 62		
												177	A	Akron	53 62		
												222	A	St. Bonaventure	94 100		
												230	H	Bowling Green	53 74		
												236	H	UTRGV	53 57		
												240	A	Colgate	53 67		
												288	A	Oakland	60 71		
												290	A	Albany (NY)	48 42		
												295	H	Vermont	67 46		
												300	A	Saint Peter's	75 62		
												317	A	Iona	48 40		
												342	H	Manhattan	47 44		
LAST 12 Division I GAMES:																	
				300	A	Saint Peter's	75 62					317	A	Iona	48 40		
				38	H	Buffalo	66 84					120	H	Marist	66 71		
				126	H	Youngstown St.	36 62					342	H	Manhattan	47 44		
				290	A	Albany (NY)	48 42					295	H	Vermont	67 46		
				288	A	Oakland	60 71					177	A	Akron	53 62		
				240	A	Colgate	53 67					230	H	Bowling Green	53 74		

Non-Div I Games:

Canisius

Average RPI Win:	337	WON-LOST	WINNING	LAST 10	STRENGTH OF	OPP. STRENGTH	TEAM	ADJ.	CONF.	ADJ CONF.
Average RPI Loss:	168	RECORD	PCT. RANK	GAMES	SCHEDULE	OF SCHEDULE	RPI	RPI	RPI	RPI
DIV. I ONLY	2- 9	311	3-7	304	244	325	325	26	26	
DIV. I NON-CONF.	1- 5	311	0- 0	265	226	294	294	22	22	
<hr/>										
TOTALS	RPI 1-25	RPI 26-50	W-L RECORDS	RPI 51-100	RPI 101-150	RPI 150+				
2- 9	0- 0	0- 2	OVERALL	0- 1	0- 1	2- 5				
1- 2	0- 0	0- 0	HOME	0- 0	0- 0	1- 2				
1- 7	0- 0	0- 2	AWAY	0- 1	0- 1	1- 3				
0- 0	0- 0	0- 0	NEUTRAL	0- 0	0- 0	0- 0				
1- 5	0- 0	0- 2	NON-CONFERENCE	0- 0	0- 1	1- 2				
0- 1	0- 0	0- 0	HOME	0- 0	0- 0	0- 1				
1- 4	0- 0	0- 2	AWAY	0- 0	0- 1	1- 1				
0- 0	0- 0	0- 0	NEUTRAL	0- 0	0- 0	0- 0				
1- 4	0- 0	0- 0	CONFERENCE	0- 1	0- 0	1- 3				
1- 1	0- 0	0- 0	HOME	0- 0	0- 0	1- 1				
0- 3	0- 0	0- 0	AWAY	0- 1	0- 0	0- 2				
0- 0	0- 0	0- 0	NEUTRAL	0- 0	0- 0	0- 0				

RPI 1-25				RPI 26-50				RPI 51-100				RPI 101+				Team's RPI: 325
RPI	S	Opponent	Score	RPI	S	Opponent	Score	RPI	S	Opponent	Score	RPI	S	Opponent	Score	
				37	A	Texas A&M	27 84	67	A	Lamar University	37 57	150	A	Oklahoma	52 65	
				49	A	Kansas St.	54 70					171	H	South Alabama	50 58	
												203	A	Southeastern La.	53 62	
												228	A	Sam Houston St.	62 66	
												275	H	A&M-Corpus Christi	65 73	
												322	H	Incarnate Word	74 43	
												333	A	Jackson St.	56 65	
												351	A	Alcorn	57 46	
<hr/>																
LAST 12 Division I GAMES:																
				322	H	Incarnate Word	74 43	67	A	Lamar University	37 57					
				150	A	Oklahoma	52 65	228	A	Sam Houston St.	62 66					
				351	A	Alcorn	57 46	203	A	Southeastern La.	53 62					
				171	H	South Alabama	50 58	275	H	A&M-Corpus Christi	65 73					
				333	A	Jackson St.	56 65	49	A	Kansas St.	54 70					
								37	A	Texas A&M	27 84					

Non-Div I Games: Central Baptist 55 34 Crowley's Ridge 91 33 Williams Baptist 70 35 Hendrix 72 40 Central Ark.

Average RPI Win:	309	WON-LOST	WINNING	LAST 10	STRENGTH OF	OPP. STRENGTH	TEAM	ADJ.	CONF.	ADJ CONF.
Average RPI Loss:	179	RECORD	PCT. RANK	GAMES	SCHEDULE	OF SCHEDULE	RPI	RPI	RPI	RPI
DIV. I ONLY	3- 11	301	3-7	264	280	302	302	31	31	
DIV. I NON-CONF.	3- 7	256	0- 0	156	202	230	230	31	31	
-----										
TOTALS	RPI 1-25	RPI 26-50	W-L RECORDS	RPI 51-100	RPI 101-150	RPI 150+				
3- 11	0- 1	0- 1	OVERALL	0- 1	0- 2	3- 6				
1- 4	0- 0	0- 1	HOME	0- 1	0- 1	1- 1				
2- 7	0- 1	0- 0	AWAY	0- 0	0- 1	2- 5				
0- 0	0- 0	0- 0	NEUTRAL	0- 0	0- 0	0- 0				
3- 7	0- 1	0- 1	NON-CONFERENCE	0- 1	0- 2	3- 2				
1- 3	0- 0	0- 1	HOME	0- 1	0- 1	1- 0				
2- 4	0- 1	0- 0	AWAY	0- 0	0- 1	2- 2				
0- 0	0- 0	0- 0	NEUTRAL	0- 0	0- 0	0- 0				
0- 4	0- 0	0- 0	CONFERENCE	0- 0	0- 0	0- 4				
0- 1	0- 0	0- 0	HOME	0- 0	0- 0	0- 1				
0- 3	0- 0	0- 0	AWAY	0- 0	0- 0	0- 3				
0- 0	0- 0	0- 0	NEUTRAL	0- 0	0- 0	0- 0				

RPI 1-25				RPI 26-50				RPI 51-100				RPI 101+ Team's RPI: 302			
RPI	S	Opponent	Score	RPI	S	Opponent	Score	RPI	S	Opponent	Score	RPI	S	Opponent	Score
17	A	Rutgers	44 73	38	H	Buffalo	69 82	95	H	Hartford	52 54	109	A	Yale	46 58
												115	H	Lehigh	62 88
												195	A	Massachusetts	59 74
												234	A	Mt. St. Mary's	53 84
												244	A	Sacred Heart	61 66
												246	A	Brown	63 68
												290	A	Albany (NY)	60 53
												315	H	New Hampshire	56 47
												321	A	Morgan St.	60 36
												324	H	Wagner	63 75
												349	A	Fairleigh Dickinson	67 74
LAST 12 Division I GAMES:															
234	A	Mt. St. Mary's	53 84	324	H	Wagner	63 75								
349	A	Fairleigh Dickinson	67 74	244	A	Sacred Heart	61 66								
38	H	Buffalo	69 82	95	H	Hartford	52 54								
321	A	Morgan St.	60 36	109	A	Yale	46 58								
195	A	Massachusetts	59 74	315	H	New Hampshire	56 47								
17	A	Rutgers	44 73	290	A	Albany (NY)	60 53								

Non-Div I Games:

Central Conn. St.

Average RPI Win:	134	WON-LOST	WINNING	LAST 10	STRENGTH OF	OPP. STRENGTH	TEAM	ADJ.	CONF.	ADJ CONF.
Average RPI Loss:	53	RECORD	PCT. RANK	GAMES	SCHEDULE	OF SCHEDULE	RPI	RPI	RPI	RPI
DIV. I ONLY	12- 4	51	7-3	35	35	21	21	8	8	
DIV. I NON-CONF.	9- 3	61	0- 0	107	5	39	39	8	8	
-----										
TOTALS	RPI 1-25	RPI 26-50	W-L RECORDS	RPI 51-100	RPI 101-150	RPI 150+				
12- 4	1- 1	2- 1	OVERALL	1- 2	4- 0	4- 0				
4- 3	1- 1	0- 1	HOME	0- 1	1- 0	2- 0				
7- 0	0- 0	2- 0	AWAY	1- 0	2- 0	2- 0				
1- 1	0- 0	0- 0	NEUTRAL	0- 1	1- 0	0- 0				
9- 3	1- 1	1- 1	NON-CONFERENCE	1- 1	3- 0	3- 0				
3- 2	1- 1	0- 1	HOME	0- 0	1- 0	1- 0				
5- 0	0- 0	1- 0	AWAY	1- 0	1- 0	2- 0				
1- 1	0- 0	0- 0	NEUTRAL	0- 1	1- 0	0- 0				
3- 1	0- 0	1- 0	CONFERENCE	0- 1	1- 0	1- 0				
1- 1	0- 0	0- 0	HOME	0- 1	0- 0	1- 0				
2- 0	0- 0	1- 0	AWAY	0- 0	1- 0	0- 0				
0- 0	0- 0	0- 0	NEUTRAL	0- 0	0- 0	0- 0				

RPI	S	Opponent	Score	RPI	S	Opponent	Score	RPI	S	Opponent	Score	RPI	S	Opponent	Score
6	H	Louisville	68 72	26	H	South Dakota St.	71 80	75	A	Quinnipiac	67 52	104	H	Western Ky.	108 90
18	H	UCF	75 68	46	A	Ohio	88 70	84	N	Tulane	57 68	105	A	Northern Ill.	89 66
				48	A	Miami (FL)	90 80	97	H	Miami (OH)	67 70	116	A	Virginia	74 61
-----															
LAST 12 Division I GAMES:															
				97	H	Miami (OH)	67 70	46	A	Ohio	88 70	177	H	Akron	94 71
				105	A	Northern Ill.	89 66	177	H	Akron	94 71	48	A	Miami (FL)	90 80
				75	A	Quinnipiac	67 52	84	N	Tulane	57 68	6	H	Louisville	68 72
				317	A	Iona	82 39	174	A	Vanderbilt	66 57				
				134	N	Chattanooga	73 50								
				116	A	Virginia	74 61								

Non-Div I Games:

Central Mich.

Average RPI Win:	347	WON-LOST	WINNING	LAST 10	STRENGTH OF	OPP. STRENGTH	TEAM	ADJ.	CONF.	ADJ CONF.
Average RPI Loss:	213	RECORD	PCT. RANK	GAMES	SCHEDULE	OF SCHEDULE	RPI	RPI	RPI	RPI

DIV. I ONLY	1- 12	334	3-7	267	339	340	340	28	28
DIV. I NON-CONF.	0- 8	336	0- 0	259	330	346	346	29	29
-----									
TOTALS	RPI 1-25	RPI 26-50	W-L RECORDS	RPI 51-100	RPI 101-150	RPI 150+			
1- 12	0- 0	0- 0	OVERALL	0- 1	0- 3	1- 8			
0- 6	0- 0	0- 0	HOME	0- 0	0- 3	0- 3			
1- 6	0- 0	0- 0	AWAY	0- 1	0- 0	1- 5			
0- 0	0- 0	0- 0	NEUTRAL	0- 0	0- 0	0- 0			
0- 8	0- 0	0- 0	NON-CONFERENCE	0- 1	0- 2	0- 5			
0- 3	0- 0	0- 0	HOME	0- 0	0- 2	0- 1			
0- 5	0- 0	0- 0	AWAY	0- 1	0- 0	0- 4			
0- 0	0- 0	0- 0	NEUTRAL	0- 0	0- 0	0- 0			
1- 4	0- 0	0- 0	CONFERENCE	0- 0	0- 1	1- 3			
0- 3	0- 0	0- 0	HOME	0- 0	0- 1	0- 2			
1- 1	0- 0	0- 0	AWAY	0- 0	0- 0	1- 1			
0- 0	0- 0	0- 0	NEUTRAL	0- 0	0- 0	0- 0			

RPI 1-25				RPI 26-50				RPI 51-100				RPI 101+				Team's RPI: 340	
RPI	S	Opponent	Score	RPI	S	Opponent	Score	RPI	S	Opponent	Score	RPI	S	Opponent	Score		
								89	A	Georgi a	75	83	125	H	Tennessee Tech	55	77
												130	H	Davi dson	34	72	
												149	H	Radford	41	67	
												205	A	Fl ori da	60	70	
												216	H	Hampton	66	74	
												219	H	Jacksonvi lle	58	68	
												260	H	Campbel l	58	60	
												276	A	Winthrop	52	57	
												277	A	North Fl ori da	76	82	
												306	A	Col . of Charl eston	52	79	
												309	A	South Caroli na St.	58	67	
												347	A	Longwood	81	74	
LAST 12 Division I GAMES:																	
				149	H	Radford	41	67				260	H	Campbel l	58	60	
				347	A	Longwood	81	74				276	A	Winthrop	52	57	
				277	A	North Fl ori da	76	82				216	H	Hampton	66	74	
				219	H	Jacksonvi lle	58	68				205	A	Fl ori da	60	70	
				125	H	Tennessee Tech	55	77				306	A	Col . of Charl eston	52	79	
				309	A	South Caroli na St.	58	67				89	A	Georgi a	75	83	

Non-Div I Games: Converse 101 50 Col umbi a (SC) 89 57 Erski ne 74 50

Charleston So.

Average RPI Win:	209	WON-LOST	WINNING	LAST 10	STRENGTH OF	OPP. STRENGTH	TEAM	ADJ.	CONF.	ADJ CONF.
Average RPI Loss:	147	RECORD	PCT. RANK	GAMES	SCHEDULE	OF SCHEDULE	RPI	RPI	RPI	RPI
DIV. I ONLY	10- 6	102	5-5	187	187	139	139	16	16	
DIV. I NON-CONF.	8- 4	91	1- 0	101	219	80	80	19	19	
-----										
TOTALS	RPI 1-25	RPI 26-50	W-L RECORDS	RPI 51-100	RPI 101-150	RPI 150+				
10- 6	0- 0	0- 0	OVERALL	1- 1	2- 3	7- 2				
8- 1	0- 0	0- 0	HOME	1- 1	1- 0	6- 0				
1- 5	0- 0	0- 0	AWAY	0- 0	1- 3	0- 2				
1- 0	0- 0	0- 0	NEUTRAL	0- 0	0- 0	1- 0				
8- 4	0- 0	0- 0	NON-CONFERENCE	1- 1	2- 2	5- 1				
6- 1	0- 0	0- 0	HOME	1- 1	1- 0	4- 0				
1- 3	0- 0	0- 0	AWAY	0- 0	1- 2	0- 1				
1- 0	0- 0	0- 0	NEUTRAL	0- 0	0- 0	1- 0				
2- 2	0- 0	0- 0	CONFERENCE	0- 0	0- 1	2- 1				
2- 0	0- 0	0- 0	HOME	0- 0	0- 0	2- 0				
0- 2	0- 0	0- 0	AWAY	0- 0	0- 1	0- 1				
0- 0	0- 0	0- 0	NEUTRAL	0- 0	0- 0	0- 0				

RPI	S	Opponent	Score	RPI	S	Opponent	Score	RPI	S	Opponent	Score	RPI	S	Opponent	Score	Team's RPI: 139
83	H	Wright St.	88 85	90	H	Wake Forest	43 69	104	A	Western Ky.	58 76	115	A	Lehi gh	62 60	
								116	A	Vi rgi ni a	61 65	130	H	Davi dson	78 66	
								132	A	Fordham	64 71	175	A	Mercer	40 57	
								200	H	UNC Asheville	70 53	201	H	East Caroli na	52 46	
								248	H	Wofford	85 63	249	H	Bethune-Cookman	73 69	
								265	A	Marshall	62 63	267	N	Liberty	63 61	
								283	H	Fla. Atlantic	68 47	314	H	FIU	69 54	
-----																
LAST 12 Division I GAMES:																
115	A	Lehi gh	62 60	314	H	FIU	69 54	265	A	Marshall	62 63	104	A	Western Ky.	58 76	
283	H	Fla. Atlantic	68 47	249	H	Bethune-Cookman	73 69	116	A	Vi rgi ni a	61 65	130	H	Davi dson	78 66	
83	H	Wright St.	88 85	104	A	Western Ky.	58 76	175	A	Mercer	40 57	200	H	UNC Asheville	70 53	
90	H	Wake Forest	43 69	116	A	Vi rgi ni a	61 65	201	H	East Caroli na	52 46	248	H	Wofford	85 63	
201	H	East Caroli na	52 46	130	H	Davi dson	78 66	249	H	Bethune-Cookman	73 69	265	A	Marshall	62 63	

Non-Div I Games:

Charlotte



Average RPI	Win: 209	WON-LOST RECORD	WINNING PCT. RANK	LAST 10 GAMES	STRENGTH OF SCHEDULE	OPP. STRENGTH OF SCHEDULE	TEAM RPI	ADJ. RPI	CONF. RPI	ADJ CONF. RPI
Average RPI	Loss: 48									
DIV. I ONLY	5- 10	248	2-8	13	84	134	134	24	24	
DIV. I NON-CONF.	4- 10	264	1- 0	7	80	107	107	25	25	
-----										
TOTALS	RPI 1-25	RPI 26-50	W-L RECORDS	RPI 51-100	RPI 101-150	RPI 150+				
5- 10	0- 4	0- 1	OVERALL	1- 4	0- 1	4- 0				
2- 5	0- 2	0- 1	HOME	0- 1	0- 1	2- 0				
1- 3	0- 1	0- 0	AWAY	0- 2	0- 0	1- 0				
2- 2	0- 1	0- 0	NEUTRAL	1- 1	0- 0	1- 0				
4- 10	0- 4	0- 1	NON-CONFERENCE	1- 4	0- 1	3- 0				
1- 5	0- 2	0- 1	HOME	0- 1	0- 1	1- 0				
1- 3	0- 1	0- 0	AWAY	0- 2	0- 0	1- 0				
2- 2	0- 1	0- 0	NEUTRAL	1- 1	0- 0	1- 0				
1- 0	0- 0	0- 0	CONFERENCE	0- 0	0- 0	1- 0				
1- 0	0- 0	0- 0	HOME	0- 0	0- 0	1- 0				
0- 0	0- 0	0- 0	AWAY	0- 0	0- 0	0- 0				
0- 0	0- 0	0- 0	NEUTRAL	0- 0	0- 0	0- 0				

RPI 1-25				RPI 26-50				RPI 51-100				RPI 101+				Team's RPI: 134
RPI	S	Opponent	Score	RPI	S	Opponent	Score	RPI	S	Opponent	Score	RPI	S	Opponent	Score	
6	H	Louisville	49 75	26	H	South Dakota St.	54 71	61	H	Belmont	51 67	121	H	UT Martin	79 81	
8	H	NC State	58 78					63	N	Middle Tenn.	47 58	214	N	Saint Louis	71 61	
18	A	UCF	37 75					78	A	Virginia Tech	59 74	216	A	Hampton	58 50	
21	N	Central Mich.	50 73					81	A	Northern Colo.	65 68	257	H	ETSU	76 67	
								93	N	Maine	66 61	267	H	Liberty	75 60	
-----																
LAST 12 Division I GAMES:																
		93 N Maine	66 61			63 N Middle Tenn.	47 58									
		257 H ETSU	76 67			8 H NC State	58 78									
		121 H UT Martin	79 81			61 H Belmont	51 67									
		21 N Central Mich.	50 73			81 A Northern Colo.	65 68									
		214 N Saint Louis	71 61			26 H South Dakota St.	54 71									
		267 H Liberty	75 60			18 A UCF	37 75									

Non-Div I Games: Lee

61 55

Chattanooga

Average RPI Win:	0	WON-LOST	WINNING	LAST 10	STRENGTH OF	OPP. STRENGTH	TEAM	ADJ.	CONF.	ADJ CONF.
Average RPI Loss:	207	RECORD	PCT. RANK	GAMES	SCHEDULE	OF SCHEDULE	RPI	RPI	RPI	RPI
DIV. I ONLY	0- 15	348	0-10	201	342	343	343	30	30	
DIV. I NON-CONF.	0- 13	336	0- 0	154	342	340	340	30	30	
-----										
TOTALS	RPI 1-25	RPI 26-50	W-L RECORDS	RPI 51-100	RPI 101-150	RPI 150+				
0- 15	0- 0	0- 0	OVERALL	0- 1	0- 1	0- 13				
0- 6	0- 0	0- 0	HOME	0- 0	0- 0	0- 6				
0- 8	0- 0	0- 0	AWAY	0- 1	0- 1	0- 6				
0- 1	0- 0	0- 0	NEUTRAL	0- 0	0- 0	0- 1				
0- 13	0- 0	0- 0	NON-CONFERENCE	0- 1	0- 1	0- 11				
0- 5	0- 0	0- 0	HOME	0- 0	0- 0	0- 5				
0- 7	0- 0	0- 0	AWAY	0- 1	0- 1	0- 5				
0- 1	0- 0	0- 0	NEUTRAL	0- 0	0- 0	0- 1				
0- 2	0- 0	0- 0	CONFERENCE	0- 0	0- 0	0- 2				
0- 1	0- 0	0- 0	HOME	0- 0	0- 0	0- 1				
0- 1	0- 0	0- 0	AWAY	0- 0	0- 0	0- 1				
0- 0	0- 0	0- 0	NEUTRAL	0- 0	0- 0	0- 0				

RPI 1-25				RPI 26-50				RPI 51-100				RPI 101+ Team's RPI: 343			
RPI	S	Opponent	Score	RPI	S	Opponent	Score	RPI	S	Opponent	Score	RPI	S	Opponent	Score
								71	A	Northwestern	35 97	105	A	Northern Ill.	52 114
												153	A	Wisconsin	38 85
												165	A	Xavier	57 91
												167	H	UAB	45 90
												172	A	Bradley	59 89
												177	H	UMKC	58 111
												181	A	Morehead St.	68 104
												209	H	SIUE	66 82
												242	A	Loyola Chicago	40 76
												246	H	Brown	65 90
												281 N	St. Francis Brooklyn	73 110	
												293	A	California Baptist	52 89
												301	H	Valparaiso	70 76
												345	H	Evansville	58 67
LAST 12 Division I GAMES:															
293	A	California Baptist	52 89	246	H	Brown	65 90								
177	H	UMKC	58 111	172	A	Bradley	59 89								
301	H	Valparaiso	70 76	105	A	Northern Ill.	52 114								
242	A	Loyola Chicago	40 76	71	A	Northwestern	35 97								
167	H	UAB	45 90	153	A	Wisconsin	38 85								
181	A	Morehead St.	68 104	209	H	SIUE	66 82								

Non-Div I Games:

Chicago St.

Cincinnati

Cincinnati										
Average RPI Win:		225	WON-LOST		WINNING	LAST 10		STRENGTH OF		OPP. STRENGTH
Average RPI Loss:		83	RECORD		PCT. RANK	GAMES		SCHEDULE		OF SCHEDULE
DIV. I ONLY		10- 7	119		5-5		133	156		129
DIV. I NON-CONF.		8- 5	120		0- 0		183	197		143
TOTALS		RPI 1-25	RPI 26-50		W-L RECORDS		RPI 51-100	RPI 101-150		RPI 150+
10- 7		0- 2	0- 0		OVERALL		0- 3	2- 1		8- 1
9- 1		0- 0	0- 0		HOME		0- 1	2- 0		7- 0
1- 6		0- 2	0- 0		AWAY		0- 2	0- 1		1- 1
0- 0		0- 0	0- 0		NEUTRAL		0- 0	0- 0		0- 0
8- 5		0- 0	0- 0		NON-CONFERENCE		0- 3	2- 1		6- 1
7- 1		0- 0	0- 0		HOME		0- 1	2- 0		5- 0
1- 4		0- 0	0- 0		AWAY		0- 2	0- 1		1- 1
0- 0		0- 0	0- 0		NEUTRAL		0- 0	0- 0		0- 0
2- 2		0- 2	0- 0		CONFERENCE		0- 0	0- 0		2- 0
2- 0		0- 0	0- 0		HOME		0- 0	0- 0		2- 0
0- 2		0- 2	0- 0		AWAY		0- 0	0- 0		0- 0
0- 0		0- 0	0- 0		NEUTRAL		0- 0	0- 0		0- 0

RPI 1-25				RPI 26-50				RPI 51-100				RPI 101+ Team's RPI: 129			
RPI	S	Opponent	Score	RPI	S	Opponent	Score	RPI	S	Opponent	Score	RPI	S	Opponent	Score
7	A	UConn	38 82					76	H	Old Dominion	72 76	109	H	Yale	66 52
18	A	UCF	55 56					80	A	Pittsburgh	48 65	112	A	Ohio St.	56 69
								97	A	Miami (OH)	65 78	140	H	VCU	66 54
												165	H	Xavier	79 61
												189	A	Ball St.	63 75
												214	A	Saint Louis	51 50
												220	H	Howard	85 51
												231	H	SMU	69 57
												254	H	Temple	72 52
												257	H	ETSU	77 64
												328	H	Lipscomb	71 55
												331	H	Austin Peay	69 48
LAST 12 Division I GAMES:															
254	H	Temple	72 52	7	A	UConn	38 82	231	H	SMU	69 57				
18	A	UCF	55 56	220	H	Howard	85 51								
112	A	Ohio St.	56 69	165	H	Xavier	79 61								
189	A	Ball St.	63 75	140	H	VCU	66 54								
328	H	Lipscomb	71 55	97	A	Miami (OH)	65 78								
109	H	Yale	66 52												

Non-Div I Games:

Cincinnati

Cincinnati

Clemson					Through Games Of Jan. 16, 2019						
Average RPI	Win:	152	WON-LOST	WINNING	LAST 10	STRENGTH OF	OPP. STRENGTH	TEAM	ADJ.	CONF.	ADJ CONF.
Average RPI	Loss:	61	RECORD	PCT. RANK	GAMES	SCHEDULE	OF SCHEDULE	RPI	RPI	RPI	RPI
DIV. I ONLY	12- 5	71	8-2	42	44	43	43	1	1		
DIV. I NON-CONF.	9- 4	85	1- 0	113	81	84	84	1	1		
-----											
TOTALS	RPI 1-25	RPI 26-50	W-L RECORDS	RPI 51-100	RPI 101-150	RPI 150+					
12- 5	0- 2	2- 1	OVERALL	1- 0	4- 2	5- 0					
9- 2	0- 1	0- 0	HOME	1- 0	3- 1	5- 0					
2- 2	0- 1	2- 0	AWAY	0- 0	0- 1	0- 0					
1- 1	0- 0	0- 1	NEUTRAL	0- 0	1- 0	0- 0					
9- 4	0- 1	0- 1	NON-CONFERENCE	1- 0	3- 2	5- 0					
8- 1	0- 0	0- 0	HOME	1- 0	2- 1	5- 0					
0- 2	0- 1	0- 0	AWAY	0- 0	0- 1	0- 0					
1- 1	0- 0	0- 1	NEUTRAL	0- 0	1- 0	0- 0					
3- 1	0- 1	2- 0	CONFERENCE	0- 0	1- 0	0- 0					
1- 1	0- 1	0- 0	HOME	0- 0	1- 0	0- 0					
2- 0	0- 0	2- 0	AWAY	0- 0	0- 0	0- 0					
0- 0	0- 0	0- 0	NEUTRAL	0- 0	0- 0	0- 0					
-----											
RPI 1-25				RPI 26-50		Team's RPI: 43		RPI 51-100		RPI 101+	
RPI	S	Opponent	Score	RPI	S	Opponent	Score	RPI	S	Opponent	Score
4	H	Syracuse	75 84	27	A	Florida St.	57 45	61	H	Belmont	65 62
24	A	South Carolina	57 69	30	N	Tennessee	66 78				
				48	A	Miami (FL)	76 67				
-----											
LAST 12 Division I GAMES:											
150	N	Oklahoma	74 62	48	A	Miami (FL)	76 67				
27	A	Florida St.	57 45	116	H	Virginia	71 65				
176	H	Rhode Island	80 67	4	H	Syracuse	75 84				
154	H	High Point	83 64	107	H	Appalachian St.	87 48				
61	H	Belmont	65 62	265	H	Marshall	68 54				
147	H	Illinois	69 67	130	H	Davidson	80 90				

Non-Div I Games:

Clemson

Average RPI	Win:	284	WON-LOST RECORD	WINNING PCT. RANK	LAST 10 GAMES	STRENGTH OF SCHEDULE	OPP. STRENGTH OF SCHEDULE	TEAM RPI	ADJ. RPI	CONF. RPI	ADJ. CONF. RPI
Average RPI	Loss:	148									
DIV. I ONLY	4- 11	284	3-7	193	263	259	259	19	19		
DIV. I NON-CONF.	1- 8	322	0- 0	41	314	272	272	18	18		
-----											
TOTALS	RPI 1-25		RPI 26-50		W-L RECORDS	RPI 51-100	RPI 101-150		RPI 150+		
4- 11	0- 0		0- 2		OVERALL	0- 1	0- 2		4- 6		
2- 3	0- 0		0- 0		HOME	0- 0	0- 2		2- 1		
2- 7	0- 0		0- 2		AWAY	0- 0	0- 0		2- 5		
0- 1	0- 0		0- 0		NEUTRAL	0- 1	0- 0		0- 0		
1- 8	0- 0		0- 1		NON-CONFERENCE	0- 1	0- 1		1- 5		
1- 2	0- 0		0- 0		HOME	0- 0	0- 1		1- 1		
0- 5	0- 0		0- 1		AWAY	0- 0	0- 0		0- 4		
0- 1	0- 0		0- 0		NEUTRAL	0- 1	0- 0		0- 0		
3- 3	0- 0		0- 1		CONFERENCE	0- 0	0- 1		3- 1		
1- 1	0- 0		0- 0		HOME	0- 0	0- 1		1- 0		
2- 2	0- 0		0- 1		AWAY	0- 0	0- 0		2- 1		
0- 0	0- 0		0- 0		NEUTRAL	0- 0	0- 0		0- 0		

RPI	S	Opponent	Score	RPI	S	Opponent	Score	RPI	S	Opponent	Score	RPI	S	Opponent	Score	Team's RPI: 259
42	A	Green Bay	53 62	46	A	Ohio	54 72	84	N	Tulane	72 81	101	H	Toledo	60 65	
												136	H	IUPUI	50 75	
												172	H	Bradley	65 67	
												179	H	Illinois St.	67 63	
												184	A	Milwaukee	53 59	
												186	A	Eastern Mich.	63 69	
												189	A	Ball St.	62 67	
												227	A	San Diego	82 83	
												265	A	Marshall	64 86	
												288	A	Oakland	64 62	
												332	A	Detroit Mercy	67 49	
												337	H	UIC	71 53	
LAST 12 Division I GAMES:																
184	A	Milwaukee	53 59	337	H	UIC	71 53	136	H	IUPUI	50 75	332	A	Detroit Mercy	67 49	
42	A	Green Bay	53 62	288	A	Oakland	64 62	172	H	Bradley	65 67	265	A	Marshall	64 86	
101	H	Toledo	60 65	179	H	Illinois St.	67 63	184	A	Milwaukee	53 59	186	A	Eastern Mich.	63 69	
46	A	Ohio	54 72	189	A	Ball St.	62 67	227	A	San Diego	82 83	265	A	Marshall	64 86	
84	N	Tulane	72 81	288	A	Oakland	64 62	332	A	Detroit Mercy	67 49	337	H	UIC	71 53	
227	A	San Diego	82 83	337	H	UIC	71 53	332	A	Detroit Mercy	67 49	337	H	UIC	71 53	

Non-Div I Games: Lake Erie 79 49 Salem (WV) 113 81

Cleveland and St.

Average RPI Win:	299	WON-LOST	WINNING	LAST 10	STRENGTH OF	OPP. STRENGTH	TEAM	ADJ.	CONF.	ADJ CONF.
Average RPI Loss:	128	RECORD	PCT. RANK	GAMES	SCHEDULE	OF SCHEDULE	RPI	RPI	RPI	RPI
DIV. I ONLY	6- 7	196	4-6	188	336	208	208	15	15	
DIV. I NON-CONF.	6- 3	91	0- 0	303	339	200	200	15	15	
-----										
TOTALS	RPI 1-25	RPI 26-50	W-L RECORDS	RPI 51-100	RPI 101-150	RPI 150+				
6- 7	0- 0	0- 0	OVERALL	0- 2	0- 3	6- 2				
4- 2	0- 0	0- 0	HOME	0- 1	0- 0	4- 1				
2- 3	0- 0	0- 0	AWAY	0- 0	0- 2	2- 1				
0- 2	0- 0	0- 0	NEUTRAL	0- 1	0- 1	0- 0				
6- 3	0- 0	0- 0	NON-CONFERENCE	0- 1	0- 1	6- 1				
4- 0	0- 0	0- 0	HOME	0- 0	0- 0	4- 0				
2- 1	0- 0	0- 0	AWAY	0- 0	0- 0	2- 1				
0- 2	0- 0	0- 0	NEUTRAL	0- 1	0- 1	0- 0				
0- 4	0- 0	0- 0	CONFERENCE	0- 1	0- 2	0- 1				
0- 2	0- 0	0- 0	HOME	0- 1	0- 0	0- 1				
0- 2	0- 0	0- 0	AWAY	0- 0	0- 2	0- 0				
0- 0	0- 0	0- 0	NEUTRAL	0- 0	0- 0	0- 0				

RPI 1-25				RPI 26-50				RPI 51-100				RPI 101+ Team's RPI: 208			
RPI	S	Opponent	Score	RPI	S	Opponent	Score	RPI	S	Opponent	Score	RPI	S	Opponent	Score
								51	N	Auburn	78 84	114	N	Rice	52 56
								86	H	Troy	81 82	124	A	UT Arlington	53 79
												146	A	Texas St.	58 73
												171	H	South Alabama	78 88
												206	A	UC Riverside	43 62
												230	H	Bowling Green	81 80
												268	H	Memphis	90 71
												309	H	South Carolina St.	57 44
												316	H	Western Caro.	77 59
												323	A	UNC Greensboro	78 71
												348	A	N.C. Central	89 66
LAST 12 Division I GAMES:															
124	A	UT Arlington	53 79	171	H	South Alabama	78 88								
146	A	Texas St.	58 73	86	H	Troy	81 82								
268	H	Memphis	90 71	323	A	UNC Greensboro	78 71								
230	H	Bowling Green	81 80	114	N	Rice	52 56								
206	A	UC Riverside	43 62	51	N	Auburn	78 84								
309	H	South Carolina St.	57 44	348	A	N.C. Central	89 66								

Non-Div I Games: N.C. Wesleyan 126 65 Meredith 128 39

Coastal Caro.

Average RPI Win:	284	WON-LOST	WINNING	LAST 10	STRENGTH OF	OPP. STRENGTH	TEAM	ADJ.	CONF.	ADJ CONF.
Average RPI Loss:	222	RECORD	PCT. RANK	GAMES	SCHEDULE	OF SCHEDULE	RPI	RPI	RPI	RPI
DIV. I ONLY	4- 9	264	3-7	298	347	306	306	10	10	
DIV. I NON-CONF.	3- 7	256	0- 0	325	350	338	338	13	13	
-----										
TOTALS	RPI 1-25	RPI 26-50	W-L RECORDS	RPI 51-100	RPI 101-150	RPI 150+				
4- 9	0- 0	0- 0	OVERALL	0- 0	0- 1	4- 8				
2- 3	0- 0	0- 0	HOME	0- 0	0- 0	2- 3				
2- 6	0- 0	0- 0	AWAY	0- 0	0- 1	2- 5				
0- 0	0- 0	0- 0	NEUTRAL	0- 0	0- 0	0- 0				
3- 7	0- 0	0- 0	NON-CONFERENCE	0- 0	0- 1	3- 6				
2- 3	0- 0	0- 0	HOME	0- 0	0- 0	2- 3				
1- 4	0- 0	0- 0	AWAY	0- 0	0- 1	1- 3				
0- 0	0- 0	0- 0	NEUTRAL	0- 0	0- 0	0- 0				
1- 2	0- 0	0- 0	CONFERENCE	0- 0	0- 0	1- 2				
0- 0	0- 0	0- 0	HOME	0- 0	0- 0	0- 0				
1- 2	0- 0	0- 0	AWAY	0- 0	0- 0	1- 2				
0- 0	0- 0	0- 0	NEUTRAL	0- 0	0- 0	0- 0				

RPI 1-25				RPI 26-50				RPI 51-100				RPI 101+				Team's RPI: 306
RPI	S	Opponent	Score	RPI	S	Opponent	Score	RPI	S	Opponent	Score	RPI	S	Opponent	Score	
												107	A	Appalachian St.	66	80
												156	A	UNCW	49	71
												158	A	William & Mary	66	54
												187	A	Elon	68	76
												211	A	George Mason	52	66
												238	H	Furman	67	70
												248	A	Wofford	58	78
												260	A	Campbell	65	66
												276	H	Winthrop	64	71
												309	H	South Carolina St.	75	51
												319	H	Presbyterian	65	71
												328	A	Lipscomb	65	63
												340	H	Charleston So.	79	52
-----																
LAST 12 Division I GAMES:																
				158	A	William & Mary	66	54	156	A	UNCW	49	71			
				187	A	Elon	68	76	211	A	George Mason	52	66			
				276	H	Winthrop	64	71	319	H	Presbyterian	65	71			
				238	H	Furman	67	70	340	H	Charleston So.	79	52			
				248	A	Wofford	58	78	328	A	Lipscomb	65	63			
				260	A	Campbell	65	66	107	A	Appalachian St.	66	80			

Non-Div I Games: North Greenville 95 62

Col. of Charleston

Average RPI Win:	276	WON-LOST	WINNING	LAST 10	STRENGTH OF	OPP. STRENGTH	TEAM	ADJ.	CONF.	ADJ CONF.
Average RPI Loss:	197	RECORD	PCT. RANK	GAMES	SCHEDULE	OF SCHEDULE	RPI	RPI	RPI	RPI
DIV. I ONLY	7- 8	188	5-5	277	335	240	240	20	20	
DIV. I NON-CONF.	4- 6	212	0- 0	314	338	293	293	23	23	
-----										
TOTALS	RPI 1-25	RPI 26-50	W-L RECORDS	RPI 51-100	RPI 101-150	RPI 150+				
7- 8	0- 0	0- 0	OVERALL	0- 1	0- 1	7- 6				
4- 2	0- 0	0- 0	HOME	0- 0	0- 0	4- 2				
3- 6	0- 0	0- 0	AWAY	0- 1	0- 1	3- 4				
0- 0	0- 0	0- 0	NEUTRAL	0- 0	0- 0	0- 0				
4- 6	0- 0	0- 0	NON-CONFERENCE	0- 1	0- 1	4- 4				
3- 1	0- 0	0- 0	HOME	0- 0	0- 0	3- 1				
1- 5	0- 0	0- 0	AWAY	0- 1	0- 1	1- 3				
0- 0	0- 0	0- 0	NEUTRAL	0- 0	0- 0	0- 0				
3- 2	0- 0	0- 0	CONFERENCE	0- 0	0- 0	3- 2				
1- 1	0- 0	0- 0	HOME	0- 0	0- 0	1- 1				
2- 1	0- 0	0- 0	AWAY	0- 0	0- 0	2- 1				
0- 0	0- 0	0- 0	NEUTRAL	0- 0	0- 0	0- 0				

RPI 1-25				RPI 26-50				RPI 51-100				RPI 101+ Team's RPI: 240					
RPI	S	Opponent	Score	RPI	S	Opponent	Score	RPI	S	Opponent	Score	RPI	S	Opponent	Score		
								94	A	Dayton	58	67	109	A	Yale	61	80
												151	A	American	57	76	
												162	A	Boston U.	81	72	
												196	H	Navy	49	62	
												211	A	George Mason	61	64	
												224	A	Niagara	69	74	
												250	A	Holy Cross	70	67	
												255	H	Columbia	84	71	
												286	A	Siena	53	55	
												289	A	UMass Lowell	61	52	
												294	H	Canisius	67	53	
												305	H	NJIT	53	71	
												330	H	Lafayette	60	49	
												349	H	Fairleigh Dickinson	71	52	
LAST 12 Division I GAMES:																	
				162	A	Boston U.	81	72				330	H	Lafayette	60	49	
				196	H	Navy	49	62				151	A	American	57	76	
				349	H	Fairleigh Dickinson	71	52				250	A	Holy Cross	70	67	
				286	A	Siena	53	55				224	A	Niagara	69	74	
				255	H	Columbia	84	71				305	H	NJIT	53	71	
				294	H	Canisius	67	53				289	A	UMass Lowell	61	52	

Non-Div I Games:

Colgate



C  
o  
l  
o  
r  
a  
d  
o

Col orado				Through Games Of Jan. 16, 2019							
Average RPI	Win:	179	WON-LOST	WINNING	LAST 10	STRENGTH OF	OPP. STRENGTH	TEAM	ADJ.	CONF.	ADJ CONF.
Average RPI	Loss:	61	RECORD	PCT. RANK	GAMES	SCHEDULE	OF SCHEDULE	RPI	RPI	RPI	RPI
DIV. I ONLY			10- 6	102	4-6	125	40	122	122	2	2
DIV. I NON-CONF.			10- 1	19	0- 0	229	73	43	43	2	2
-----											
TOTALS		RPI 1-25		RPI 26-50		W-L RECORDS	RPI 51-100	RPI 101-150		RPI 150+	
10- 6		0- 1		1- 2		OVERALL	1- 2	0- 1		8- 0	
8- 3		0- 1		1- 1		HOME	1- 1	0- 0		6- 0	
1- 3		0- 0		0- 1		AWAY	0- 1	0- 1		1- 0	
1- 0		0- 0		0- 0		NEUTRAL	0- 0	0- 0		1- 0	
10- 1		0- 0		1- 1		NON-CONFERENCE	1- 0	0- 0		8- 0	
8- 0		0- 0		1- 0		HOME	1- 0	0- 0		6- 0	
1- 1		0- 0		0- 1		AWAY	0- 0	0- 0		1- 0	
1- 0		0- 0		0- 0		NEUTRAL	0- 0	0- 0		1- 0	
0- 5		0- 1		0- 1		CONFERENCE	0- 2	0- 1		0- 0	
0- 3		0- 1		0- 1		HOME	0- 1	0- 0		0- 0	
0- 2		0- 0		0- 0		AWAY	0- 1	0- 1		0- 0	
0- 0		0- 0		0- 0		NEUTRAL	0- 0	0- 0		0- 0	

RPI 1-25				RPI 26-50				RPI 51-100				RPI 101+ Team's RPI: 122			
RPI	S	Opponent	Score	RPI	S	Opponent	Score	RPI	S	Opponent	Score	RPI	S	Opponent	Score
15	H	Arizona St.	70 76	44	H	Utah	61 76	59	H	Arizona	67 69	103	A	Washington	58 68
				48	A	Miami (FL)	58 73	81	H	Northern Colo.	77 69	160	N	Utah St.	78 68
				50	H	North Carolina	86 74	98	A	Washington St.	48 74	168	H	Pepperdine	80 65
												173	H	Colorado St.	59 40
												191	H	Prairie View	79 38
												196	H	Navy	59 43
												213	H	Samford	81 39
												245	A	Nevada	65 52
												308	H	San Jose St.	76 64
LAST 12 Division I GAMES:															
				98	A	Washington St.	48 74	15	H	Arizona St.	70 76				
				103	A	Washington	58 68	59	H	Arizona	67 69				
				308	H	San Jose St.	76 64	44	H	Utah	61 76				
				48	A	Miami (FL)	58 73	213	H	Samford	81 39				
				168	H	Pepperdine	80 65	191	H	Prairie View	79 38				
				160	N	Utah St.	78 68	196	H	Navy	59 43				

Average RPI Win:	221	WON-LOST	WINNING	LAST 10	STRENGTH OF	OPP. STRENGTH	TEAM	ADJ.	CONF.	ADJ CONF.
Average RPI Loss:	79	RECORD	PCT. RANK	GAMES	SCHEDULE	OF SCHEDULE	RPI	RPI	RPI	RPI
DIV. I ONLY	5- 8	232	5-5	41	134	173	173	12	12	
DIV. I NON-CONF.	4- 5	190	0- 0	23	128	119	119	10	10	
-----										
TOTALS	RPI 1-25	RPI 26-50	W-L RECORDS	RPI 51-100	RPI 101-150	RPI 150+				
5- 8	0- 2	0- 1	OVERALL	0- 3	0- 1	5- 1				
5- 3	0- 1	0- 0	HOME	0- 2	0- 0	5- 0				
0- 5	0- 1	0- 1	AWAY	0- 1	0- 1	0- 1				
0- 0	0- 0	0- 0	NEUTRAL	0- 0	0- 0	0- 0				
4- 5	0- 2	0- 1	NON-CONFERENCE	0- 1	0- 1	4- 0				
4- 2	0- 1	0- 0	HOME	0- 1	0- 0	4- 0				
0- 3	0- 1	0- 1	AWAY	0- 0	0- 1	0- 0				
0- 0	0- 0	0- 0	NEUTRAL	0- 0	0- 0	0- 0				
1- 3	0- 0	0- 0	CONFERENCE	0- 2	0- 0	1- 1				
1- 1	0- 0	0- 0	HOME	0- 1	0- 0	1- 0				
0- 2	0- 0	0- 0	AWAY	0- 1	0- 0	0- 1				
0- 0	0- 0	0- 0	NEUTRAL	0- 0	0- 0	0- 0				

RPI 1-25				RPI 26-50				RPI 51-100				RPI 101+ Team's RPI: 173			
RPI	S	Opponent	Score	RPI	S	Opponent	Score	RPI	S	Opponent	Score	RPI	S	Opponent	Score
10	A	Gonzaga	39 50	28	A	BYU	42 51	54	A	New Mexico	58 70	122	A	Colorado	40 59
15	H	Arizona St.	39 70					81	H	Northern Colo.	47 53	161	H	Denver	84 79
								99	H	Fresno St.	55 66	193	H	Cornell	56 53
												225	A	Air Force	48 63
												232	H	UNLV	52 49
												241	H	Northern Ari z.	65 54
												277	H	North Florida	61 59
LAST 12 Division I GAMES:															
54	A	New Mexico	58 70	99	H	Fresno St.	55 66	232	H	UNLV	52 49	161	H	Denver	84 79
225	A	Air Force	48 63	28	A	BYU	42 51	15	H	Arizona St.	39 70	241	H	Northern Ari z.	65 54
277	H	North Florida	61 59	81	H	Northern Colo.	47 53								

Non-Div I Games: Chadron St. 91 38 Eastern N.M. 72 46

Colorado St.

Columbia				Through Games Of Jan. 16, 2019																	
Average RPI Win:		231	WON-LOST RECORD		WINNING PCT. RANK		LAST 10 GAMES		STRENGTH OF SCHEDULE		OPP. STRENGTH OF SCHEDULE		TEAM RPI		ADJ. RPI		CONF. RPI		ADJ CONF. RPI		
Average RPI Loss:		187																			
DIV. I ONLY			4- 9		264		2-8		204		272		255		255		11		11		
DIV. I NON-CONF.			4- 9		253		1- 0		210		277		259		259		12		12		
TOTALS		RPI 1-25		RPI 26-50		W-L RECORDS		RPI 51-100		RPI 101-150		RPI 150+									
4- 9		0- 0		0- 0		OVERALL		0- 1		0- 3		4- 5									
2- 3		0- 0		0- 0		HOME		0- 0		0- 1		2- 2									
2- 6		0- 0		0- 0		AWAY		0- 1		0- 2		2- 3									
0- 0		0- 0		0- 0		NEUTRAL		0- 0		0- 0		0- 0									
4- 9		0- 0		0- 0		NON-CONFERENCE		0- 1		0- 3		4- 5									
2- 3		0- 0		0- 0		HOME		0- 0		0- 1		2- 2									
2- 6		0- 0		0- 0		AWAY		0- 1		0- 2		2- 3									
0- 0		0- 0		0- 0		NEUTRAL		0- 0		0- 0		0- 0									
0- 0		0- 0		0- 0		CONFERENCE		0- 0		0- 0		0- 0									
0- 0		0- 0		0- 0		HOME		0- 0		0- 0		0- 0									
0- 0		0- 0		0- 0		AWAY		0- 0		0- 0		0- 0									
0- 0		0- 0		0- 0		NEUTRAL		0- 0		0- 0		0- 0									
RPI 1-25				RPI 26-50				RPI 51-100				RPI 101+				Team's RPI: 255					
RPI	S	Opponent	Score	RPI	S	Opponent	Score	RPI	S	Opponent	Score	RPI	S	Opponent	Score						
								79	A	Boston College	60	74									
												118	H	Houston	72	83					
												132	A	Fordham	49	68					
												147	A	Illinois	69	76					
												175	A	Mercer	72	68					
												184	A	Milwaukee	65	78					
												207	H	Cal St. Fullerton	58	61					
												216	H	Hampton	88	63					
												235	A	Hofstra	65	63					
												240	A	Colgate	71	84					
												282	A	Saint Joseph's	61	68					
												290	H	Albany (NY)	58	62					
												299	H	Army West Point	70	49					
LAST 12 Division I GAMES:																					
				175	A	Mercer	72	68					290	H	Albany (NY)	58	62				
				216	H	Hampton	88	63					132	A	Fordham	49	68				
				118	H	Houston	72	83					207	H	Cal St. Fullerton	58	61				
				147	A	Illinois	69	76					79	A	Boston College	60	74				
				184	A	Milwaukee	65	78					282	A	Saint Joseph's	61	68				
				299	H	Army West Point	70	49					240	A	Colgate	71	84				

Non-Div I Games:

Columbi a

Average RPI Win:	346	WON-LOST	WINNING	LAST 10	STRENGTH OF	OPP. STRENGTH	TEAM	ADJ.	CONF.	ADJ CONF.
Average RPI Loss:	163	RECORD	PCT. RANK	GAMES	SCHEDULE	OF SCHEDULE	RPI	RPI	RPI	RPI
DIV. I ONLY	1- 15	344	1-9	78	323	287	287	32	32	
DIV. I NON-CONF.	0- 12	336	0- 0	13	230	243	243	32	32	
-----										
TOTALS	RPI 1-25	RPI 26-50	W-L RECORDS	RPI 51-100	RPI 101-150	RPI 150+				
1- 15	0- 2	0- 1	OVERALL	0- 2	0- 3	1- 7				
0- 4	0- 0	0- 0	HOME	0- 0	0- 0	0- 4				
1- 10	0- 2	0- 1	AWAY	0- 2	0- 3	1- 2				
0- 1	0- 0	0- 0	NEUTRAL	0- 0	0- 0	0- 1				
0- 12	0- 2	0- 1	NON-CONFERENCE	0- 2	0- 3	0- 4				
0- 1	0- 0	0- 0	HOME	0- 0	0- 0	0- 1				
0- 10	0- 2	0- 1	AWAY	0- 2	0- 3	0- 2				
0- 1	0- 0	0- 0	NEUTRAL	0- 0	0- 0	0- 1				
1- 3	0- 0	0- 0	CONFERENCE	0- 0	0- 0	1- 3				
0- 3	0- 0	0- 0	HOME	0- 0	0- 0	0- 3				
1- 0	0- 0	0- 0	AWAY	0- 0	0- 0	1- 0				
0- 0	0- 0	0- 0	NEUTRAL	0- 0	0- 0	0- 0				

RPI 1-25				RPI 26-50				RPI 51-100				RPI 101+ Team's RPI: 287			
RPI	S	Opponent	Score	RPI	S	Opponent	Score	RPI	S	Opponent	Score	RPI	S	Opponent	Score
9	A	Mississippi St.	38 110	46	A	Ohio	62 87	76	A	Old Dominion	51 81	102	A	Minnesota	52 84
20	A	Maryland	36 93					77	A	FGCU	61 93	108	A	West Virginia	37 78
												116	A	Virginia	41 55
												167	N	UAB	61 86
												224	A	Niagara	69 71
												265	A	Marshall	67 88
												278	H	Norfolk St.	63 68
												303	H	UMBC	52 57
												309	H	South Carolina St.	59 75
												339	H	Savannah St.	70 76
												346	A	Delaware St.	71 57
LAST 12 Division I GAMES:															
309	H	South Carolina St.	59 75	346	A	Delaware St.	71 57								
278	H	Norfolk St.	63 68	339	H	Savannah St.	70 76								
102	A	Minnesota	52 84	76	A	Old Dominion	51 81								
46	A	Ohio	62 87	167	N	UAB	61 86								
116	A	Virginia	41 55	77	A	FGCU	61 93								
265	A	Marshall	67 88	224	A	Niagara	69 71								

Non-Div I Games:

Coppin St.

C  
o  
r  
n  
e  
l  
lC  
o  
r  
n  
e  
l  
l

Cornel I

Average RPI Loss: 38

DIV. I ONLY	9- 8	163	6-4	50	25	68	68	5	5
DIV. I NON-CONF.	6- 5	143	0- 0	100	53	89	89	4	4
TOTALS	RPI 1-25	RPI 26-50	W-L RECORDS	RPI 51-100	RPI 101-150	RPI 150+			
9- 8	0- 3	1- 3	OVERALL	3- 2	1- 0	4- 0			
3- 3	0- 2	0- 1	HOME	2- 0	0- 0	1- 0			
4- 5	0- 1	1- 2	AWAY	1- 2	0- 0	2- 0			
2- 0	0- 0	0- 0	NEUTRAL	0- 0	1- 0	1- 0			
6- 5	0- 2	0- 2	NON-CONFERENCE	1- 1	1- 0	4- 0			
2- 2	0- 2	0- 0	HOME	1- 0	0- 0	1- 0			
2- 3	0- 0	0- 2	AWAY	0- 1	0- 0	2- 0			
2- 0	0- 0	0- 0	NEUTRAL	0- 0	1- 0	1- 0			
3- 3	0- 1	1- 1	CONFERENCE	2- 1	0- 0	0- 0			
1- 1	0- 0	0- 1	HOME	1- 0	0- 0	0- 0			
2- 2	0- 1	1- 0	AWAY	1- 1	0- 0	0- 0			
0- 0	0- 0	0- 0	NEUTRAL	0- 0	0- 0	0- 0			

RPI 1-25					RPI 26-50					RPI 51-100					RPI 101+				
RPI	S	Opponent	Score		RPI	S	Opponent	Score		RPI	S	Opponent	Score		RPI	S	Opponent	Score	
12	A	Marquette	67	85	26	A	South Dakota St.	48	74	69	A	UNI	55	65	141	N	South Fla.	83 76	
14	H	Drake	69	85	27	A	Florida St.	52	71	88	A	Seton Hall	75	82	174	N	Vanderbilt	75 55	
23	H	South Dakota	65	77	33	A	DePaul	85	82	92	H	Georgetown	65	38	269	A	Wichita St.	83 71	
					41	H	Villanova	52	54	96	H	Nebraska	74	65	311	H	Omaha	66 51	
										100	A	St. John's (NY)	65	63	320	A	North Dakota St.	86 51	
LAST 12 Division I GAMES:																			
					100	A	St. John's (NY)	65	63	41	H	Villanova	52	54					
					88	A	Seton Hall	75	82	12	A	Marquette	67	85					
					92	H	Georgetown	65	38	33	A	DePaul	85	82					
					269	A	Wichita St.	83	71	174	N	Vanderbilt	75	55					
					311	H	Omaha	66	51	141	N	South Fla.	83	76					
					96	H	Nebraska	74	65	27	A	Florida St.	52	71					

Creighton

Average RPI	Win:	272	WON-LOST	WINNING	LAST 10	STRENGTH OF	OPP. STRENGTH	TEAM	ADJ.	CONF.	ADJ CONF.
Average RPI	Loss:	155	RECORD	PCT. RANK	GAMES	SCHEDULE	OF SCHEDULE	RPI	RPI	RPI	RPI
DIV. I ONLY		7- 6		147	5-5	295	234	221	221	11	11
DIV. I NON-CONF.		7- 6		153	0- 1	296	246	232	232	12	12
<hr/>											
TOTALS	RPI 1-25		RPI 26-50		W-L RECORDS	RPI 51-100		RPI 101-150		RPI 150+	
7- 6	0- 0		0- 1		OVERALL	0- 2		0- 0		7- 3	
5- 1	0- 0		0- 1		HOME	0- 0		0- 0		5- 0	
2- 3	0- 0		0- 0		AWAY	0- 1		0- 0		2- 2	
0- 2	0- 0		0- 0		NEUTRAL	0- 1		0- 0		0- 1	
7- 6	0- 0		0- 1		NON-CONFERENCE	0- 2		0- 0		7- 3	
5- 1	0- 0		0- 1		HOME	0- 0		0- 0		5- 0	
2- 3	0- 0		0- 0		AWAY	0- 1		0- 0		2- 2	
0- 2	0- 0		0- 0		NEUTRAL	0- 1		0- 0		0- 1	
0- 0	0- 0		0- 0		CONFERENCE	0- 0		0- 0		0- 0	
0- 0	0- 0		0- 0		HOME	0- 0		0- 0		0- 0	
0- 0	0- 0		0- 0		AWAY	0- 0		0- 0		0- 0	
0- 0	0- 0		0- 0		NEUTRAL	0- 0		0- 0		0- 0	

RPI 1-25				RPI 26-50				RPI 51-100				RPI 101+ Team's RPI: 221			
RPI	S	Opponent	Score	RPI	S	Opponent	Score	RPI	S	Opponent	Score	RPI	S	Opponent	Score
				38	H	Buffal o	69 75	63	N	Mi ddle Tenn.	58 70	162	H	Boston U.	64 44
								79	A	Boston Col lege	68 99	207	A	Cal St. Fullerton	62 67
												227	A	San Di ego	76 78
												237	H	Bi nghamton	63 39
												289	H	UMass Lowell	70 54
												295	A	Vermont	66 42
												298	H	Fai rfi eld	59 46
												310	H	Loyol a Maryl and	54 41
												313	N	UC Santa Barbara	56 62
												315	A	New Hampshi re	62 42
<hr/>															
LAST 12 Division I GAMES:															
				313	N	UC Santa Barbara	56 62	315	A	New Hampshi re	62 42				
				237	H	Bi nghamton	63 39	38	H	Buffal o	69 75				
				79	A	Boston Col lege	68 99	289	H	UMass Lowell	70 54				
				207	A	Cal St. Fullerton	62 67	298	H	Fai rfi eld	59 46				
				63	N	Mi ddle Tenn.	58 70	162	H	Boston U.	64 44				
				295	A	Vermont	66 42	227	A	San Di ego	76 78				

Non-Div I Games:

Dartmouth

Average RPI Win:	202	WON-LOST	WINNING	LAST 10	STRENGTH OF	OPP. STRENGTH	TEAM	ADJ.	CONF.	ADJ CONF.
Average RPI Loss:	134	RECORD	PCT. RANK	GAMES	SCHEDULE	OF SCHEDULE	RPI	RPI	RPI	RPI
DIV. I ONLY	9- 7	133	6-4	177	160	130	130	17	17	
DIV. I NON-CONF.	5- 7	206	0- 0	147	151	174	174	17	17	
-----										
TOTALS	RPI 1-25	RPI 26-50	W-L RECORDS	RPI 51-100	RPI 101-150	RPI 150+				
9- 7	0- 1	1- 0	OVERALL	0- 1	1- 2	7- 3				
5- 1	0- 0	0- 0	HOME	0- 0	0- 1	5- 0				
4- 6	0- 1	1- 0	AWAY	0- 1	1- 1	2- 3				
0- 0	0- 0	0- 0	NEUTRAL	0- 0	0- 0	0- 0				
5- 7	0- 1	1- 0	NON-CONFERENCE	0- 1	0- 2	4- 3				
3- 1	0- 0	0- 0	HOME	0- 0	0- 1	3- 0				
2- 6	0- 1	1- 0	AWAY	0- 1	0- 1	1- 3				
0- 0	0- 0	0- 0	NEUTRAL	0- 0	0- 0	0- 0				
4- 0	0- 0	0- 0	CONFERENCE	0- 0	1- 0	3- 0				
2- 0	0- 0	0- 0	HOME	0- 0	0- 0	2- 0				
2- 0	0- 0	0- 0	AWAY	0- 0	1- 0	1- 0				
0- 0	0- 0	0- 0	NEUTRAL	0- 0	0- 0	0- 0				

RPI 1-25				RPI 26-50				RPI 51-100				RPI 101+				Team's RPI: 130
RPI	S	Opponent	Score	RPI	S	Opponent	Score	RPI	S	Opponent	Score	RPI	S	Opponent	Score	
8	A	NC State	45 75	43	A	Clemson	90 80	87	A	Princeton	57 65	107	H	Appalachian St.	78 81	
												135	A	Duquesne	62 47	
												139	A	Charlotte	66 78	
												154	H	High Point	71 62	
												158	H	William & Mary	76 65	
												176	A	Rhode Island	77 67	
												187	A	Elon	72 73	
												200	A	UNC Asheville	56 69	
												210	A	Gardner-Webb	49 54	
												211	H	George Mason	67 59	
												285	H	Richmond	78 55	
												319	H	Presbyterian	83 56	
												340	A	Charleston So.	72 34	
LAST 12 Division I GAMES:																
285	H	Richmond	78 55	211	H	George Mason	67 59	8	A	NC State	45 75	139	A	Charlotte	66 78	
176	A	Rhode Island	77 67	8	A	NC State	45 75	43	A	Clemson	90 80	319	H	Presbyterian	83 56	
135	A	Duquesne	62 47	139	A	Charlotte	66 78	187	A	Elon	72 73					
87	A	Princeton	57 65													
154	H	High Point	71 62													
158	H	William & Mary	76 65													

Non-Div I Games: Queens (NC) 80 47

Davidson



Average RPI Win: **181**  
 Average RPI Loss: **61**

WON-LOST  
RECORD

WINNING  
PCT. RANK

LAST 10  
GAMES

STRENGTH OF  
SCHEDULE

OPP. STRENGTH  
OF SCHEDULE

TEAM  
RPI

ADJ.  
RPI

CONF.  
RPI

ADJ CONF.  
RPI

DIV. I ONLY	8- 7	150	6-4	54	105	94	94	17	17
DIV. I NON-CONF.	5- 6	177	0- 0	9	95	67	67	17	17
TOTALS	RPI 1-25	RPI 26-50	W-L RECORDS	RPI 51-100	RPI 101-150	RPI 150+			
8- 7	0- 2	2- 3	OVERALL	0- 1	1- 0	5- 1			
6- 1	0- 0	1- 1	HOME	0- 0	1- 0	4- 0			
1- 5	0- 2	0- 2	AWAY	0- 0	0- 0	1- 1			
1- 1	0- 0	1- 0	NEUTRAL	0- 1	0- 0	0- 0			
5- 6	0- 2	2- 3	NON-CONFERENCE	0- 1	1- 0	2- 0			
4- 1	0- 0	1- 1	HOME	0- 0	1- 0	2- 0			
0- 4	0- 2	0- 2	AWAY	0- 0	0- 0	0- 0			
1- 1	0- 0	1- 0	NEUTRAL	0- 1	0- 0	0- 0			
3- 1	0- 0	0- 0	CONFERENCE	0- 0	0- 0	3- 1			
2- 0	0- 0	0- 0	HOME	0- 0	0- 0	2- 0			
1- 1	0- 0	0- 0	AWAY	0- 0	0- 0	1- 1			
0- 0	0- 0	0- 0	NEUTRAL	0- 0	0- 0	0- 0			

RPI 1-25				RPI 26-50				RPI 51-100 Team's RPI: 94				RPI 101+			
RPI	S	Opponent	Score	RPI	S	Opponent	Score	RPI	S	Opponent	Score	RPI	S	Opponent	Score
20	A	Maryland	71 82	32	N	Georgia Tech	85 66	78	N	Virginia Tech	57 69	101	H	Toledo	70 49
24	A	South Carolina	55 65	36	H	Northeastern	79 84					182	A	George Washington	45 46
				38	H	Buffalo	72 59					195	H	Massachusetts	75 47
				42	A	Green Bay	35 51					222	A	St. Bonaventure	62 49
				47	A	James Madison	55 68					240	H	Colgate	67 58
												271	H	La Salle	84 45
												345	H	Evansville	69 30
LAST 12 Division I GAMES:															
222	A	St. Bonaventure	62 49	271	H	La Salle	84 45								
182	A	George Washington	45 46	32	N	Georgia Tech	85 66								
195	H	Massachusetts	75 47	78	N	Virginia Tech	57 69								
24	A	South Carolina	55 65	345	H	Evansville	69 30								
42	A	Green Bay	35 51	38	H	Buffalo	72 59								
101	H	Toledo	70 49	47	A	James Madison	55 68								

Non-Div I Games:

Dayton

DePaul

DePaul				Through Games Of Jan. 16, 2019							
Average RPI	Win:	149	WON-LOST	WINNING	LAST 10	STRENGTH OF	OPP. STRENGTH	TEAM	ADJ.	CONF.	ADJ CONF.
Average RPI	Loss:	18	RECORD	PCT. RANK	GAMES	SCHEDULE	OF SCHEDULE	RPI	RPI	RPI	RPI
DIV. I ONLY			12- 5	71	8-2	58	5	33	33	5	5
DIV. I NON-CONF.			9- 3	61	0- 0	95	8	37	37	4	4
-----											
TOTALS		RPI 1-25		RPI 26-50		W-L RECORDS		RPI 51-100	RPI 101-150		RPI 150+
12- 5		0- 4		3- 0		OVERALL		3- 1	2- 0		4- 0
6- 2		0- 1		1- 0		HOME		1- 1	1- 0		3- 0
4- 2		0- 2		1- 0		AWAY		1- 0	1- 0		1- 0
2- 1		0- 1		1- 0		NEUTRAL		1- 0	0- 0		0- 0
9- 3		0- 3		2- 0		NON-CONFERENCE		2- 0	1- 0		4- 0
5- 1		0- 1		1- 0		HOME		1- 0	0- 0		3- 0
2- 1		0- 1		0- 0		AWAY		0- 0	1- 0		1- 0
2- 1		0- 1		1- 0		NEUTRAL		1- 0	0- 0		0- 0
3- 2		0- 1		1- 0		CONFERENCE		1- 1	1- 0		0- 0
1- 1		0- 0		0- 0		HOME		0- 1	1- 0		0- 0
2- 1		0- 1		1- 0		AWAY		1- 0	0- 0		0- 0
0- 0		0- 0		0- 0		NEUTRAL		0- 0	0- 0		0- 0

RPI 1-25				RPI 26-50				RPI 51-100				RPI 101+			
RPI	S	Opponent	Score	RPI	S	Opponent	Score	RPI	S	Opponent	Score	RPI	S	Opponent	Score
1	H	Notre Dame	77 101	41	A	Villanova	66 59	68	H	Creighton	82 85	111	H	Providence	88 62
4	N	Syracuse	81 83	42	H	Green Bay	73 64	71	H	Northwestern	76 60	150	A	Oklahoma	87 76
7	A	UConn	63 99	49	N	Kansas St.	79 59	87	N	Princeton	82 67	242	A	Loyola Chi cago	102 76
12	A	Marquette	63 96					92	A	Georgetown	69 64	254	H	Temple	102 88
												307	H	Tennessee St.	95 73
												339	H	Savannah St.	124 61
-----															
LAST 12 Division I GAMES:															
41	A	Villanova	66 59	111	H	Providence	88 62	68	H	Creighton	82 85	242	A	Loyola Chi cago	102 76
92	A	Georgetown	69 64	68	H	Creighton	82 85	71	H	Northwestern	76 60	307	H	Tennessee St.	95 73
12	A	Marquette	63 96	242	A	Loyola Chi cago	102 76	150	A	Oklahoma	87 76	254	H	Temple	102 88
254	H	Temple	102 88	307	H	Tennessee St.	95 73	92	A	Georgetown	69 64	339	H	Savannah St.	124 61
7	A	UConn	63 99	71	H	Northwestern	76 60								
339	H	Savannah St.	124 61												

Non-Div I Games:

DePaul

Del aware		Average RPI	Win: 277	WON-LOST	WINNING	LAST 10	STRENGTH OF	OPP. STRENGTH	TEAM	ADJ.	CONF.	ADJ CONF.
		Average RPI	Loss: 106	RECORD	PCT. RANK	GAMES	SCHEDULE	OF SCHEDULE	RPI	RPI	RPI	RPI
DIV. I ONLY	5- 10	248	3-7	65	293	199	199	10	10			
DIV. I NON-CONF.	5- 7	206	1- 0	116	313	196	196	13	13			
-----												
TOTALS	RPI 1-25	RPI 26-50	W-L RECORDS	RPI 51-100	RPI 101-150	RPI 150+						
5- 10	0- 2	0- 1	OVERALL	0- 2	0- 1	5- 4						
2- 5	0- 2	0- 1	HOME	0- 1	0- 0	2- 1						
1- 3	0- 0	0- 0	AWAY	0- 1	0- 0	1- 2						
2- 2	0- 0	0- 0	NEUTRAL	0- 0	0- 1	2- 1						
5- 7	0- 2	0- 0	NON-CONFERENCE	0- 1	0- 1	5- 3						
2- 2	0- 2	0- 0	HOME	0- 0	0- 0	2- 0						
1- 3	0- 0	0- 0	AWAY	0- 1	0- 0	1- 2						
2- 2	0- 0	0- 0	NEUTRAL	0- 0	0- 1	2- 1						
0- 3	0- 0	0- 1	CONFERENCE	0- 1	0- 0	0- 1						
0- 3	0- 0	0- 1	HOME	0- 1	0- 0	0- 1						
0- 0	0- 0	0- 0	AWAY	0- 0	0- 0	0- 0						
0- 0	0- 0	0- 0	NEUTRAL	0- 0	0- 0	0- 0						

RPI 1-25				RPI 26-50				RPI 51-100				RPI 101+ Team's RPI: 199			
RPI	S	Opponent	Score	RPI	S	Opponent	Score	RPI	S	Opponent	Score	RPI	S	Opponent	Score
18	H	UCF	60 71	47	H	James Madison	43 68	69	A	UNI	67 79	113	N	Montana St.	60 69
20	H	Maryland	53 77					91	H	Towson	48 56	157	H	Drexel	40 57
												162	A	Boston U.	61 72
												172	N	Bradley	47 59
												210	H	Gardner-Webb	69 45
												211	A	George Mason	46 72
												218	N	Nicholls St.	71 56
												282	H	Saint Joseph's	48 39
												330	N	Lafayette	65 47
												346	A	Delaware St.	85 77
-----															
LAST 12 Division I GAMES:															
330	N	Lafayette	65 47	91	H	Towson	48 56	282	H	Saint Joseph's	48 39	20	H	Maryland	53 77
218	N	Nicholls St.	71 56	47	H	James Madison	43 68	210	H	Gardner-Webb	69 45	18	H	UCF	60 71
157	H	Drexel	40 57												
211	A	George Mason	46 72												
162	A	Boston U.	61 72												
172	N	Bradley	47 59												

Non-Div I Games:

Del aware

Average RPI Win:	348	WON-LOST	WINNING	LAST 10	STRENGTH OF	OPP. STRENGTH	TEAM	ADJ.	CONF.	ADJ CONF.
Average RPI Loss:	205	RECORD	PCT. RANK	GAMES	SCHEDULE	OF SCHEDULE	RPI	RPI	RPI	RPI
DIV. I ONLY	1- 12	334	2-8	312	290	346	346	32	32	
DIV. I NON-CONF.	0- 9	336	0- 0	205	244	339	339	32	32	
-----										
TOTALS	RPI 1-25	RPI 26-50	W-L RECORDS	RPI 51-100	RPI 101-150	RPI 150+				
1- 12	0- 0	0- 1	OVERALL	0- 1	0- 1	1- 9				
1- 4	0- 0	0- 1	HOME	0- 0	0- 0	1- 3				
0- 8	0- 0	0- 0	AWAY	0- 1	0- 1	0- 6				
0- 0	0- 0	0- 0	NEUTRAL	0- 0	0- 0	0- 0				
0- 9	0- 0	0- 1	NON-CONFERENCE	0- 1	0- 1	0- 6				
0- 2	0- 0	0- 1	HOME	0- 0	0- 0	0- 1				
0- 7	0- 0	0- 0	AWAY	0- 1	0- 1	0- 5				
0- 0	0- 0	0- 0	NEUTRAL	0- 0	0- 0	0- 0				
1- 3	0- 0	0- 0	CONFERENCE	0- 0	0- 0	1- 3				
1- 2	0- 0	0- 0	HOME	0- 0	0- 0	1- 2				
0- 1	0- 0	0- 0	AWAY	0- 0	0- 0	0- 1				
0- 0	0- 0	0- 0	NEUTRAL	0- 0	0- 0	0- 0				

RPI 1-25				RPI 26-50				RPI 51-100				RPI 101+				Team's RPI: 346
RPI	S	Opponent	Score	RPI	S	Opponent	Score	RPI	S	Opponent	Score	RPI	S	Opponent	Score	
				47	H	James Madison	57 103	100	A	St. John's (NY)	44 82	140	A	VCU	55 97	
												165	A	Xavier	59 80	
												193	A	Cornell	59 94	
												199	H	Delaware	77 85	
												254	A	Temple	61 75	
												263	A	Robert Morris	63 64	
												264	H	N. C. A&T	47 67	
												265	A	Marshall	63 75	
												278	A	Norfolk St.	50 63	
												287	H	Coppin St.	57 71	
												348	H	N. C. Central	71 61	
LAST 12 Division I GAMES:																
348	H	N. C. Central	71 61	278	A	Norfolk St.	50 63									
264	H	N. C. A&T	47 67	140	A	VCU	55 97									
287	H	Coppin St.	57 71	265	A	Marshall	63 75									
100	A	St. John's (NY)	44 82	263	A	Robert Morris	63 64									
199	H	Delaware	77 85	193	A	Cornell	59 94									
47	H	James Madison	57 103	165	A	Xavier	59 80									

Non-Div I Games: Post 65 53 Cheyney 79 59

Delaware St.



Average RPI Win:	340	WON-LOST	WINNING	LAST 10	STRENGTH OF	OPP. STRENGTH	TEAM	ADJ.	CONF.	ADJ CONF.
Average RPI Loss:	189	RECORD	PCT. RANK	GAMES	SCHEDULE	OF SCHEDULE	RPI	RPI	RPI	RPI

DIV. I ONLY	2- 13	328	1-9	299	260	332	332	19	19
DIV. I NON-CONF.	1- 9	326	0- 0	253	280	328	328	18	18
TOTALS	RPI 1-25	RPI 26-50	W-L RECORDS	RPI 51-100	RPI 101-150	RPI 150+			
2- 13	0- 0	0- 0	OVERALL	0- 2	0- 4	2- 7			
0- 5	0- 0	0- 0	HOME	0- 1	0- 1	0- 3			
2- 8	0- 0	0- 0	AWAY	0- 1	0- 3	2- 4			
0- 0	0- 0	0- 0	NEUTRAL	0- 0	0- 0	0- 0			
1- 9	0- 0	0- 0	NON-CONFERENCE	0- 2	0- 2	1- 5			
0- 3	0- 0	0- 0	HOME	0- 1	0- 0	0- 2			
1- 6	0- 0	0- 0	AWAY	0- 1	0- 2	1- 3			
0- 0	0- 0	0- 0	NEUTRAL	0- 0	0- 0	0- 0			
1- 4	0- 0	0- 0	CONFERENCE	0- 0	0- 2	1- 2			
0- 2	0- 0	0- 0	HOME	0- 0	0- 1	0- 1			
1- 2	0- 0	0- 0	AWAY	0- 0	0- 1	1- 1			
0- 0	0- 0	0- 0	NEUTRAL	0- 0	0- 0	0- 0			

RPI 1-25	RPI 26-50	RPI 51-100	RPI 101+	Team's RPI: 332
RPI S Opponent Score	RPI S Opponent Score	RPI S Opponent Score	RPI S Opponent Score	
		66 A Mi chi gan 62 95	101 A Toledo 60 77	
		97 H Mi ami (OH) 59 78	112 A Ohio St. 41 55	
			126 H Youngstown St. 59 85	
			136 A IUPUI 47 82	
			186 A Eastern Mi ch. 53 60	
			230 A Bowling Green 73 79	
			242 A Loyol a Chi cago 43 52	
			259 H Cleveland St. 49 67	
			288 A Oakl and 67 74	
			297 H Western Mi ch. 44 54	
			311 H Omaha 42 51	
			337 A UI C 42 36	
			342 A Manhattan 58 56	
LAST 12 Division I GAMES:				
337 A UI C 42 36	259 H Cleveland St. 49 67			
136 A IUPUI 47 82	126 H Youngstown St. 59 85			
288 A Oakl and 67 74	101 A Toledo 60 77			
311 H Omaha 42 51	230 A Bowling Green 73 79			
342 A Manhattan 58 56	297 H Western Mi ch. 44 54			
66 A Mi chi gan 62 95	186 A Eastern Mi ch. 53 60			

Non-Div I Games: Mi ch. -Dearborn 68 60

Detroit Mercy

Average RPI Win: 138

Average RPI Loss: 13

WON-LOST  
RECORDWINNING  
PCT. RANKLAST 10  
GAMESSTRENGTH OF  
SCHEDULEOPP. STRENGTH  
OF SCHEDULETEAM  
RPIADJ.  
RPICONF.  
RPIADJ CONF.  
RPIDIV. I ONLY  
DIV. I NON-CONF.11- 4  
7- 462  
1097-3  
1- 011  
821  
114  
1214  
1213  
1413  
14

TOTALS

RPI 1-25

RPI 26-50

W-L RECORDS

RPI 51-100

RPI 101-150

RPI 150+

11- 4

3- 3

0- 1

OVERALL

2- 0

0- 0

6- 0

4- 1

1- 1

0- 0

HOME

0- 0

0- 0

3- 0

5- 2

0- 1

0- 1

AWAY

2- 0

0- 0

3- 0

2- 1

2- 1

0- 0

NEUTRAL

0- 0

0- 0

0- 0

7- 4

3- 3

0- 1

NON-CONFERENCE

2- 0

0- 0

2- 0

2- 1

1- 1

0- 0

HOME

0- 0

0- 0

1- 0

3- 2

0- 1

0- 1

AWAY

2- 0

0- 0

1- 0

2- 1

2- 1

0- 0

NEUTRAL

0- 0

0- 0

0- 0

4- 0

0- 0

0- 0

CONFERENCE

0- 0

0- 0

4- 0

2- 0

0- 0

0- 0

HOME

0- 0

0- 0

2- 0

2- 0

0- 0

0- 0

AWAY

0- 0

0- 0

2- 0

0- 0

0- 0

0- 0

NEUTRAL

0- 0

0- 0

0- 0

RPI 1-25

Team's RPI: 14

RPI 26-50

RPI 51-100

RPI 101+

RPI	S	Opponent	Score
1	N	Notre Dame	64 82
11	A	Iowa St.	81 86
13	H	Iowa	82 91
17	N	Rutgers	69 59
23	H	South Dakota	76 64
24	N	South Carolina	90 85

RPI	S	Opponent	Score
26	A	South Dakota St.	71 80

RPI	S	Opponent	Score
68	A	Creighton	85 69
96	A	Nebraska	83 77

RPI	S	Opponent	Score
163	H	CSUN	73 63
172	A	Bradley	92 63
179	A	Illinois St.	82 64
229	A	Western Ill.	98 71
242	H	Loyola Chicago	69 60
301	H	Valparaiso	84 53

LAST 12 Division I GAMES:

24	N	South Carolina	90 85
1	N	Notre Dame	64 82
301	H	Valparaiso	84 53
68	A	Creighton	85 69
17	N	Rutgers	69 59
163	H	CSUN	73 63
242	H	Loyola Chicago	69 60
179	A	Illinois St.	82 64
172	A	Bradley	92 63
13	H	Iowa	82 91
11	A	Iowa St.	81 86
26	A	South Dakota St.	71 80

Non-Div I Games:

Clarke

91 43

Drake

Loss, 
 Non-Conf, 
 S Site, 
 H Home
A Away 
 N Neutral

Average RPI Win: 247

Average RPI Loss: 76

WON-LOST  
RECORDWINNING  
PCT. RANKLAST 10  
GAMESSTRENGTH OF  
SCHEDULEOPP. STRENGTH  
OF SCHEDULETEAM  
RPIADJ.  
RPICONF.  
RPIADJ CONF.  
RPIDIV. I ONLY  
DIV. I NON-CONF.9- 5  
8- 398  
716-4  
1- 0197  
247206  
239157  
140157  
14010  
1310  
13

TOTALS

RPI 1-25

RPI 26-50

W-L RECORDS

RPI 51-100

RPI 101-150

RPI 150+

9- 5  
3- 4  
5- 0  
1- 10- 0  
0- 0  
0- 0  
0- 00- 1  
0- 1  
0- 0  
0- 0OVERALL  
HOME  
AWAY  
NEUTRAL1- 4  
1- 3  
0- 0  
0- 10- 0  
0- 0  
0- 0  
0- 08- 0  
2- 0  
5- 0  
1- 08- 3  
3- 2  
4- 0  
1- 10- 0  
0- 0  
0- 0  
0- 00- 0  
0- 0  
0- 0  
0- 0NON-CONFERENCE  
HOME  
AWAY  
NEUTRAL1- 3  
1- 2  
0- 0  
0- 10- 0  
0- 0  
0- 0  
0- 07- 0  
2- 0  
4- 0  
1- 01- 2  
0- 2  
1- 0  
0- 00- 0  
0- 0  
0- 0  
0- 00- 1  
0- 1  
0- 0  
0- 0CONFERENCE  
HOME  
AWAY  
NEUTRAL0- 1  
0- 1  
0- 0  
0- 00- 0  
0- 0  
0- 0  
0- 01- 0  
0- 0  
1- 0  
0- 0

RPI 1-25

RPI S Opponent Score

RPI 26-50

RPI S Opponent Score

47 H James Madison 35 51

RPI 51-100

RPI S Opponent Score

56 H Bucknell 64 42  
75 H Quinnipiac 52 56  
83 N Wright St. 63 71  
85 H Penn 39 55  
91 H Towson 54 55

RPI 101+

Team's RPI: 157

RPI S Opponent Score

199 A Delaware 57 40  
210 H Gardner-Webb 65 48  
271 A La Salle 58 43  
282 H Saint Joseph's 51 34  
285 A Richmond 58 35  
286 N Siena 51 39  
295 A Vermont 60 44  
342 A Manhattan 53 39

LAST 12 Division I GAMES:

295 A Vermont 60 44  
199 A Delaware 57 40  
47 H James Madison 35 51  
271 A La Salle 58 43  
286 N Siena 51 39  
56 H Bucknell 64 4291 H Towson 54 55  
285 A Richmond 58 35  
85 H Penn 39 55  
210 H Gardner-Webb 65 48  
83 N Wright St. 63 71  
342 A Manhattan 53 39D  
r  
e  
x  
e  
lD  
r  
e  
x  
e  
l

Non-Div I Games:

Drexel

Loss, Non-Conf, S Site, H Home A Away N Neutral



Average RPI	Win:	157	WON-LOST	WINNING	LAST 10	STRENGTH OF	OPP. STRENGTH	TEAM	ADJ.	CONF.	ADJ CONF.
Average RPI	Loss:	41	RECORD	PCT. RANK	GAMES	SCHEDULE	OF SCHEDULE	RPI	RPI	RPI	RPI
DIV. I ONLY		8- 7		150	5-5	9	49	39	39	1	1
DIV. I NON-CONF.		8- 4		91	0- 1	36	77	36	36	1	1
-----											
TOTALS	RPI 1-25		RPI 26-50		W-L RECORDS	RPI 51-100		RPI 101-150		RPI 150+	
8- 7	0- 2		0- 3		OVERALL	2- 1		1- 1		5- 0	
5- 1	0- 1		0- 0		HOME	1- 0		1- 0		3- 0	
2- 4	0- 1		0- 2		AWAY	1- 1		0- 0		1- 0	
1- 2	0- 0		0- 1		NEUTRAL	0- 0		0- 1		1- 0	
8- 4	0- 0		0- 2		NON-CONFERENCE	2- 1		1- 1		5- 0	
5- 0	0- 0		0- 0		HOME	1- 0		1- 0		3- 0	
2- 2	0- 0		0- 1		AWAY	1- 1		0- 0		1- 0	
1- 2	0- 0		0- 1		NEUTRAL	0- 0		0- 1		1- 0	
0- 3	0- 2		0- 1		CONFERENCE	0- 0		0- 0		0- 0	
0- 1	0- 1		0- 0		HOME	0- 0		0- 0		0- 0	
0- 2	0- 1		0- 1		AWAY	0- 0		0- 0		0- 0	
0- 0	0- 0		0- 0		NEUTRAL	0- 0		0- 0		0- 0	

D  
u  
k  
eD  
u  
k  
e

RPI 1-25				RPI 26-50				Team's RPI: 39				RPI 51-100				RPI 101+			
RPI	S	Opponent	Score	RPI	S	Opponent	Score	RPI	S	Opponent	Score	RPI	S	Opponent	Score	RPI	S	Opponent	Score
6	H	Louisville	51 73	32	A	Georgia Tech	64 70	71	A	Northwestern	58 84	103	N	Washington	64 71				
8	A	NC State	51 63	34	A	Oregon St.	57 71	77	H	FGCU	57 41	120	H	Marist	64 56				
				35	N	Missouri	54 62	93	A	Maine	66 63	153	A	Wisconsin	60 53				
												187	H	Elon	81 64				
												189	N	Ball St.	79 62				
												201	H	East Carolina	83 66				
												232	H	UNLV	66 38				
LAST 12 Division I GAMES:																			
				35	N	Missouri	54 62	6	H	Louisville	51 73								
				189	N	Ball St.	79 62	8	A	NC State	51 63								
				32	A	Georgia Tech	64 70	77	H	FGCU	57 41								
				120	H	Marist	64 56	201	H	East Carolina	83 66								
				153	A	Wisconsin	60 53	34	A	Oregon St.	57 71								
				103	N	Washington	64 71	232	H	UNLV	66 38								

Non-Div I Games:

Duke

D  
u  
q  
u  
e  
s  
n  
e

Duquesne				Through Games Of Jan. 16, 2019							
Average RPI	Win:	203	WON-LOST	WINNING	LAST 10	STRENGTH OF	OPP. STRENGTH	TEAM	ADJ.	CONF.	ADJ CONF.
Average RPI	Loss:	86	RECORD	PCT. RANK	GAMES	SCHEDULE	OF SCHEDULE	RPI	RPI	RPI	RPI
DIV. I ONLY			9- 8	163	5-5	135	72	135	135	17	17
DIV. I NON-CONF.			6- 7	172	0- 0	96	37	118	118	17	17
-----											
TOTALS		RPI 1-25	RPI 26-50		W-L RECORDS		RPI 51-100		RPI 101-150		RPI 150+
9- 8		0- 3	0- 0		OVERALL		2- 2		0- 2		7- 1
4- 3		0- 1	0- 0		HOME		0- 1		0- 1		4- 0
5- 3		0- 1	0- 0		AWAY		2- 1		0- 1		3- 0
0- 2		0- 1	0- 0		NEUTRAL		0- 0		0- 0		0- 1
6- 7		0- 3	0- 0		NON-CONFERENCE		2- 2		0- 1		4- 1
3- 2		0- 1	0- 0		HOME		0- 1		0- 0		3- 0
3- 3		0- 1	0- 0		AWAY		2- 1		0- 1		1- 0
0- 2		0- 1	0- 0		NEUTRAL		0- 0		0- 0		0- 1
3- 1		0- 0	0- 0		CONFERENCE		0- 0		0- 1		3- 0
1- 1		0- 0	0- 0		HOME		0- 0		0- 1		1- 0
2- 0		0- 0	0- 0		AWAY		0- 0		0- 0		2- 0
0- 0		0- 0	0- 0		NEUTRAL		0- 0		0- 0		0- 0

RPI 1-25				RPI 26-50				RPI 51-100				RPI 101+ Team's RPI: 135			
RPI	S	Opponent	Score	RPI	S	Opponent	Score	RPI	S	Opponent	Score	RPI	S	Opponent	Score
4	N	Syracuse	71 87					62	A	Kent St.	77 72	101	A	Toledo	52 65
18	H	UCF	63 71					65	A	TCU	48 61	130	H	Davi dson	47 62
25	A	Texas	41 78					80	H	Pi ttsburgh	58 66	211	A	George Mason	60 57
								82	A	Penn St.	64 58	222	A	St. Bonaventure	60 54
												223	A	Saint Francis (PA)	93 73
												234	H	Mt. St. Mary's	73 64
												254	H	Temple	54 53
												257	H	ETSU	66 58
												267	N	Liberty	51 55
												282	H	Saint Joseph's	81 73
-----															
LAST 12 Division I GAMES:															
282	H	Saint Joseph's	81 73	222	A	St. Bonaventure	60 54	254	H	Temple	54 53	80	H	Pi ttsburgh	58 66
211	A	George Mason	60 57	254	H	Temple	54 53	267	N	Liberty	51 55	4	N	Syracuse	71 87
130	H	Davi dson	47 62	80	H	Pi ttsburgh	58 66	257	H	ETSU	66 58				
18	H	UCF	63 71												
82	A	Penn St.	64 58												
62	A	Kent St.	77 72												

Non-Di v I Games:

Duquesne

D  
u  
q  
u  
e  
s  
n  
e

Average RPI Win: 203  
Average RPI Loss: 117

WON-LOST  
RECORD

WINNING  
PCT. RANK

LAST 10  
GAMES

STRENGTH OF  
SCHEDULE

OPP. STRENGTH  
OF SCHEDULE

TEAM  
RPI

ADJ.  
RPI

CONF.  
RPI

ADJ CONF.  
RPI

DIV. I ONLY	3- 15	318	3-7	70	118	257	257	24	24
DIV. I NON-CONF.	2- 14	319	0- 2	61	115	262	262	25	25
TOTALS	RPI 1-25	RPI 26-50	W-L RECORDS	RPI 51-100	RPI 101-150	RPI 150+			
3- 15	0- 2	0- 2	OVERALL	0- 1	1- 6	2- 4			
3- 4	0- 0	0- 0	HOME	0- 1	1- 1	2- 2			
0- 8	0- 0	0- 2	AWAY	0- 0	0- 4	0- 2			
0- 3	0- 2	0- 0	NEUTRAL	0- 0	0- 1	0- 0			
2- 14	0- 2	0- 2	NON-CONFERENCE	0- 1	1- 5	1- 4			
2- 4	0- 0	0- 0	HOME	0- 1	1- 1	1- 2			
0- 7	0- 0	0- 2	AWAY	0- 0	0- 3	0- 2			
0- 3	0- 2	0- 0	NEUTRAL	0- 0	0- 1	0- 0			
1- 1	0- 0	0- 0	CONFERENCE	0- 0	0- 1	1- 0			
1- 0	0- 0	0- 0	HOME	0- 0	0- 0	1- 0			
0- 1	0- 0	0- 0	AWAY	0- 0	0- 1	0- 0			
0- 0	0- 0	0- 0	NEUTRAL	0- 0	0- 0	0- 0			

RPI 1-25				RPI 26-50				RPI 51-100				RPI 101+ Team's RPI: 257			
RPI	S	Opponent	Score	RPI	S	Opponent	Score	RPI	S	Opponent	Score	RPI	S	Opponent	Score
17	N	Rutgers	44 68	30	A	Tennessee	61 80	86	H	Troy	66 84	104	N	Western Ky.	68 82
24	N	South Carolina	55 101	31	A	Michigan St.	53 75					107	H	Appalachian St.	95 64
												118	H	Houston	77 84
												129	A	Cincinnati	64 77
												134	A	Chattanooga	67 76
												135	A	Duquesne	58 66
												149	A	Radford	64 79
												154	H	High Point	65 73
												171	A	South Alabama	74 81
												200	A	UNC Asheville	55 56
												238	H	Furman	75 70
												264	H	N.C. A&T	61 56
												267	H	Liberty	86 89
LAST 12 Division I GAMES:															
17	N	Rutgers	44 68	134	A	Chattanooga	67 76								
104	N	Western Ky.	68 82	154	H	High Point	65 73								
238	H	Furman	75 70	30	A	Tennessee	61 80								
267	H	Liberty	86 89	135	A	Duquesne	58 66								
118	H	Houston	77 84	264	H	N.C. A&T	61 56								
107	H	Appalachian St.	95 64	200	A	UNC Asheville	55 56								

Non-Div I Games:

ETSU

Average RPI Win:	273	WON-LOST	WINNING	LAST 10	STRENGTH OF	OPP. STRENGTH	TEAM	ADJ.	CONF.	ADJ CONF.
Average RPI Loss:	116	RECORD	PCT. RANK	GAMES	SCHEDULE	OF SCHEDULE	RPI	RPI	RPI	RPI
DIV. I ONLY	10- 6	102	5-5	283	248	201	201	9	9	
DIV. I NON-CONF.	9- 4	85	0- 0	315	281	204	204	9	9	
-----										
TOTALS	RPI 1-25	RPI 26-50	W-L RECORDS	RPI 51-100	RPI 101-150	RPI 150+				
10- 6	0- 0	0- 1	OVERALL	1- 1	0- 2	9- 2				
8- 2	0- 0	0- 0	HOME	1- 0	0- 1	7- 1				
0- 4	0- 0	0- 1	AWAY	0- 1	0- 1	0- 1				
2- 0	0- 0	0- 0	NEUTRAL	0- 0	0- 0	2- 0				
9- 4	0- 0	0- 1	NON-CONFERENCE	1- 0	0- 1	8- 2				
7- 1	0- 0	0- 0	HOME	1- 0	0- 0	6- 1				
0- 3	0- 0	0- 1	AWAY	0- 0	0- 1	0- 1				
2- 0	0- 0	0- 0	NEUTRAL	0- 0	0- 0	2- 0				
1- 2	0- 0	0- 0	CONFERENCE	0- 1	0- 1	1- 0				
1- 1	0- 0	0- 0	HOME	0- 0	0- 1	1- 0				
0- 1	0- 0	0- 0	AWAY	0- 1	0- 0	0- 0				
0- 0	0- 0	0- 0	NEUTRAL	0- 0	0- 0	0- 0				

RPI	S	Opponent	Score	RPI	S	Opponent	Score	RPI	S	Opponent	Score	RPI	S	Opponent	Score
39	A	Duke	66 83	84	A	Tulane	57 68	90	H	Wake Forest	70 61	117	H	Tulsa	55 75
												139	A	Charlotte	46 52
												156	H	UNCW	68 71
												158	A	William & Mary	43 63
												239	H	Monmouth	73 67
												252	H	UMES	84 69
												267	H	Liberty	66 63
												269	H	Wichita St.	78 56
												296	H	Kennesaw St.	68 56
												309	N	South Carolina St.	71 63
												327	H	USC Upstate	63 53
												334	H	Grand Canyon	59 47
												347	N	Longwood	61 52
LAST 12 Division I GAMES:															
117	H	Tulsa	55 75	156	H	UNCW	68 71	39	A	Duke	66 83	309	N	South Carolina St.	71 63
269	H	Wichita St.	78 56	347	N	Longwood	61 52	327	H	USC Upstate	63 53	267	H	Liberty	66 63
84	A	Tulane	57 68												
139	A	Charlotte	46 52												
158	A	William & Mary	43 63												
90	H	Wake Forest	70 61												

Non-Div I Games:

East Carolina

Average RPI Win:	208	WON-LOST	WINNING	LAST 10	STRENGTH OF	OPP. STRENGTH	TEAM	ADJ.	CONF.	ADJ CONF.
Average RPI Loss:	161	RECORD	PCT. RANK	GAMES	SCHEDULE	OF SCHEDULE	RPI	RPI	RPI	RPI
DIV. I ONLY	4- 8	248	4-6	121	311	215	215	21	21	
DIV. I NON-CONF.	3- 5	227	0- 0	168	263	210	210	20	20	
-----										
TOTALS	RPI 1-25	RPI 26-50	W-L RECORDS	RPI 51-100	RPI 101-150	RPI 150+				
4- 8	0- 1	0- 0	OVERALL	0- 0	2- 2	2- 5				
3- 1	0- 0	0- 0	HOME	0- 0	2- 0	1- 1				
0- 7	0- 1	0- 0	AWAY	0- 0	0- 2	0- 4				
1- 0	0- 0	0- 0	NEUTRAL	0- 0	0- 0	1- 0				
3- 5	0- 1	0- 0	NON-CONFERENCE	0- 0	1- 1	2- 3				
2- 0	0- 0	0- 0	HOME	0- 0	1- 0	1- 0				
0- 5	0- 1	0- 0	AWAY	0- 0	0- 1	0- 3				
1- 0	0- 0	0- 0	NEUTRAL	0- 0	0- 0	1- 0				
1- 3	0- 0	0- 0	CONFERENCE	0- 0	1- 1	0- 2				
1- 1	0- 0	0- 0	HOME	0- 0	1- 0	0- 1				
0- 2	0- 0	0- 0	AWAY	0- 0	0- 1	0- 1				
0- 0	0- 0	0- 0	NEUTRAL	0- 0	0- 0	0- 0				

RPI 1-25				RPI 26-50				RPI 51-100				RPI 101+				Team's RPI: 215
RPI	S	Opponent	Score	RPI	S	Opponent	Score	RPI	S	Opponent	Score	RPI	S	Opponent	Score	
16	A	Butler	37 72									105	A	Northern Ill.	59 78	
												121	H	UT Martin	77 71	
												125	A	Tennessee Tech	88 99	
												145	H	Indiana St.	63 39	
												166	A	Southern Ill.	59 73	
												172	A	Bradley	64 67	
												192	A	Jacksonville St.	49 78	
												209	H	SIUE	56 65	
												229	N	Western Ill.	64 62	
												301	A	Valparaiso	60 62	
												338	H	Purdue Fort Wayne	72 63	
-----																
LAST 12 Division I GAMES:																
125	A	Tennessee Tech	88 99	121	H	UT Martin	77 71	145	H	Indiana St.	63 39	105	A	Northern Ill.	59 78	
192	A	Jacksonville St.	49 78	166	A	Southern Ill.	59 73	229	N	Western Ill.	64 62	301	A	Valparaiso	60 62	
209	H	SIUE	56 65	172	A	Bradley	64 67	338	H	Purdue Fort Wayne	72 63	16	A	Butler	37 72	

Non-Div I Games: Lincoln Christian 97 34 Eureka 104 48 Oakland City 102 43

Eastern III.

Average RPI Win: 0  
Average RPI Loss: 172

WON-LOST  
RECORD

WINNING  
PCT. RANK

LAST 10  
GAMES

STRENGTH OF  
SCHEDULE

OPP. STRENGTH  
OF SCHEDULE

TEAM  
RPI

ADJ.  
RPI

CONF.  
RPI

ADJ CONF.  
RPI

DIV. I ONLY  
DIV. I NON-CONF.

0- 13  
0- 9

348  
336

2-8  
0- 1

92  
18

295  
318

318  
265

318  
265

21  
20

21  
20

TOTALS

RPI 1-25

RPI 26-50

W-L RECORDS

RPI 51-100

RPI 101-150

RPI 150+

0- 13

0- 0

0- 2

OVERALL

0- 2

0- 2

0- 7

0- 2

0- 0

0- 0

HOME

0- 0

0- 0

0- 2

0- 9

0- 0

0- 1

AWAY

0- 2

0- 1

0- 5

0- 2

0- 0

0- 1

NEUTRAL

0- 0

0- 1

0- 0

0- 9

0- 0

0- 2

NON-CONFERENCE

0- 1

0- 2

0- 4

0- 2

0- 0

0- 0

HOME

0- 0

0- 0

0- 2

0- 5

0- 0

0- 1

AWAY

0- 1

0- 1

0- 2

0- 2

0- 0

0- 1

NEUTRAL

0- 0

0- 1

0- 0

0- 4

0- 0

0- 0

CONFERENCE

0- 1

0- 0

0- 3

0- 0

0- 0

0- 0

HOME

0- 0

0- 0

0- 0

0- 4

0- 0

0- 0

AWAY

0- 1

0- 0

0- 3

0- 0

0- 0

0- 0

NEUTRAL

0- 0

0- 0

0- 0

RPI 1-25

RPI 26-50

RPI 51-100

RPI 101+

Team's RPI: 318

RPI S Opponent Score

RPI S Opponent Score

RPI S Opponent Score

RPI S Opponent Score

27 N Florida St. 45 62  
46 A Ohio 60 100

61 A Belmont 43 69  
97 A Miami (OH) 44 60

108 A West Virginia 29 78  
108 N West Virginia 39 81  
177 A Akron 54 63  
211 H George Mason 75 91  
214 H Saint Louis 43 70  
253 A Murray St. 63 81  
297 A Western Mich. 53 64  
307 A Tennessee St. 38 60  
331 A Austin Peay 65 100

LAST 12 Division I GAMES:

108 N West Virginia 39 81  
61 A Belmont 43 69  
307 A Tennessee St. 38 60  
27 N Florida St. 45 62  
46 A Ohio 60 100  
97 A Miami (OH) 44 60  
253 A Murray St. 63 81  
331 A Austin Peay 65 100  
108 A West Virginia 29 78  
211 H George Mason 75 91  
177 A Akron 54 63  
297 A Western Mich. 53 64

Non-Div I Games:

Brescia

70 41

Ky. Christian

90 35

Eastern Ky.

Loss, Non-Conf, S Site, H Home A Away N Neutral

Average RPI Win: 283  
Average RPI Loss: 100

WON-LOST  
RECORD

WINNING  
PCT. RANK

LAST 10  
GAMES

STRENGTH OF  
SCHEDULE

OPP. STRENGTH  
OF SCHEDULE

TEAM  
RPI

ADJ.  
RPI

CONF.  
RPI

ADJ CONF.  
RPI

DIV. I ONLY	8- 6	126	6-4	252	239	186	186	8	8
DIV. I NON-CONF.	6- 4	125	0- 0	335	245	241	241	8	8
-----									
TOTALS	RPI 1-25	RPI 26-50	W-L RECORDS	RPI 51-100	RPI 101-150	RPI 150+			
8- 6	0- 2	0- 1	OVERALL	0- 1	0- 1	8- 1			
5- 1	0- 0	0- 1	HOME	0- 0	0- 0	5- 0			
3- 2	0- 0	0- 0	AWAY	0- 1	0- 1	3- 0			
0- 3	0- 2	0- 0	NEUTRAL	0- 0	0- 0	0- 1			
6- 4	0- 2	0- 0	NON-CONFERENCE	0- 0	0- 1	6- 1			
4- 0	0- 0	0- 0	HOME	0- 0	0- 0	4- 0			
2- 1	0- 0	0- 0	AWAY	0- 0	0- 1	2- 0			
0- 3	0- 2	0- 0	NEUTRAL	0- 0	0- 0	0- 1			
2- 2	0- 0	0- 1	CONFERENCE	0- 1	0- 0	2- 0			
1- 1	0- 0	0- 1	HOME	0- 0	0- 0	1- 0			
1- 1	0- 0	0- 0	AWAY	0- 1	0- 0	1- 0			
0- 0	0- 0	0- 0	NEUTRAL	0- 0	0- 0	0- 0			

RPI 1-25				RPI 26-50				RPI 51-100				RPI 101+ Team's RPI: 186			
RPI	S	Opponent	Score	RPI	S	Opponent	Score	RPI	S	Opponent	Score	RPI	S	Opponent	Score
11	N	Iowa St.	59 85	38	H	Buffal o	84 91	62	A	Kent St.	64 71	147	A	Illinois	66 72
16	N	Butler	63 73									177	A	Akron	72 60
												179	H	Illinois St.	50 41
												259	H	Cleveland St.	69 63
												297	H	Western Mi ch.	64 61
												323	N	UNC Greensboro	44 49
												332	H	Detroit Mercy	60 53
												337	H	UIC	52 38
												338	A	Purdue Fort Wayne	87 72
												347	A	Longwood	64 45
-----															
LAST 12 Division I GAMES:															
177	A	Akron	72 60	62	A	Kent St.	64 71	16	N	Butler	63 73	323	N	UNC Greensboro	44 49
297	H	Western Mi ch.	64 61	16	N	Butler	63 73	347	A	Longwood	64 45	338	A	Purdue Fort Wayne	87 72
38	H	Buffal o	84 91	323	N	UNC Greensboro	44 49	332	H	Detroit Mercy	60 53				
147	A	Illinois	66 72	347	A	Longwood	64 45								
337	H	UIC	52 38	338	A	Purdue Fort Wayne	87 72								
11	N	Iowa St.	59 85	332	H	Detroit Mercy	60 53								

Non-Div I Games: Northwood 53 39

Eastern Mich.

Loss, Non-Conf, S Site, H Home A Away N Neutral

Average RPI	Win:	241	WON-LOST	WINNING	LAST 10	STRENGTH OF	OPP. STRENGTH	TEAM	ADJ.	CONF.	ADJ CONF.
Average RPI	Loss:	98	RECORD	PCT. RANK	GAMES	SCHEDULE	OF SCHEDULE	RPI	RPI	RPI	RPI
DIV. I ONLY		2- 11		321	2-8	28	193	188	188	14	14
DIV. I NON-CONF.		0- 8		336	0- 0	4	213	215	215	11	11
-----											
TOTALS	RPI 1-25		RPI 26-50		W-L RECORDS	RPI 51-100		RPI 101-150		RPI 150+	
2- 11	0- 1		0- 3		OVERALL	0- 3		0- 2		2- 2	
0- 4	0- 1		0- 1		HOME	0- 2		0- 0		0- 0	
2- 5	0- 0		0- 1		AWAY	0- 1		0- 2		2- 1	
0- 2	0- 0		0- 1		NEUTRAL	0- 0		0- 0		0- 1	
0- 8	0- 1		0- 3		NON-CONFERENCE	0- 2		0- 0		0- 2	
0- 3	0- 1		0- 1		HOME	0- 1		0- 0		0- 0	
0- 3	0- 0		0- 1		AWAY	0- 1		0- 0		0- 1	
0- 2	0- 0		0- 1		NEUTRAL	0- 0		0- 0		0- 1	
2- 3	0- 0		0- 0		CONFERENCE	0- 1		0- 2		2- 0	
0- 1	0- 0		0- 0		HOME	0- 1		0- 0		0- 0	
2- 2	0- 0		0- 0		AWAY	0- 0		0- 2		2- 0	
0- 0	0- 0		0- 0		NEUTRAL	0- 0		0- 0		0- 0	

RPI 1-25				RPI 26-50				RPI 51-100				RPI 101+				Team's RPI: 188
RPI	S	Opponent	Score	RPI	S	Opponent	Score	RPI	S	Opponent	Score	RPI	S	Opponent	Score	
10	H	Gonzaga	51 63	28	A	BYU	65 80	64	A	Boise St.	55 67	106	A	Idaho St.	48 63	
				34	N	Oregon St.	45 93	81	H	Northern Colo.	62 67	110	A	Idaho	68 84	
				44	H	Utah	51 95	99	H	Fresno St.	58 68	152	A	Montana	68 62	
												206	N	UC Riverside	45 57	
												292	A	Cal Poly	55 59	
												329	A	Weber St.	64 58	
-----																
LAST 12 Division I GAMES:																
152	A	Montana	68 62	106	A	Idaho St.	48 63	329	A	Weber St.	64 58	206	N	UC Riverside	45 57	
81	H	Northern Colo.	62 67	34	N	Oregon St.	45 93	64	A	Boise St.	55 67	44	H	Utah	51 95	
110	A	Idaho	68 84	28	A	BYU	65 80	99	H	Fresno St.	58 68					

Non-Div I Games: Eastern Ore. 66 45

Eastern Wash.



Average RPI Win:	250	WON-LOST	WINNING	LAST 10	STRENGTH OF	OPP. STRENGTH	TEAM	ADJ.	CONF.	ADJ CONF.
Average RPI Loss:	104	RECORD	PCT. RANK	GAMES	SCHEDULE	OF SCHEDULE	RPI	RPI	RPI	RPI
DIV. I ONLY	6- 8	210	5-5	155	211	187	187	10	10	
DIV. I NON-CONF.	4- 6	212	0- 0	148	199	205	205	13	13	
-----										
TOTALS	RPI 1-25	RPI 26-50	W-L RECORDS	RPI 51-100	RPI 101-150	RPI 150+				
6- 8	0- 0	0- 3	OVERALL	0- 1	1- 2	5- 2				
3- 4	0- 0	0- 1	HOME	0- 1	1- 1	2- 1				
3- 4	0- 0	0- 2	AWAY	0- 0	0- 1	3- 1				
0- 0	0- 0	0- 0	NEUTRAL	0- 0	0- 0	0- 0				
4- 6	0- 0	0- 2	NON-CONFERENCE	0- 1	1- 2	3- 1				
2- 3	0- 0	0- 1	HOME	0- 1	1- 1	1- 0				
2- 3	0- 0	0- 1	AWAY	0- 0	0- 1	2- 1				
0- 0	0- 0	0- 0	NEUTRAL	0- 0	0- 0	0- 0				
2- 2	0- 0	0- 1	CONFERENCE	0- 0	0- 0	2- 1				
1- 1	0- 0	0- 0	HOME	0- 0	0- 0	1- 1				
1- 1	0- 0	0- 1	AWAY	0- 0	0- 0	1- 0				
0- 0	0- 0	0- 0	NEUTRAL	0- 0	0- 0	0- 0				

RPI 1-25				RPI 26-50				RPI 51-100				RPI 101+ Team's RPI: 187			
RPI	S	Opponent	Score	RPI	S	Opponent	Score	RPI	S	Opponent	Score	RPI	S	Opponent	Score
				36	A	Northeastern	71 79	51	H	Auburn	44 96	107	A	Appalachian St.	62 65
				39	A	Duke	64 81					120	H	Marist	57 61
				50	H	North Carolina	69 100					130	H	Davison	73 72
												156	H	UNCW	70 75
												216	A	Hampton	77 62
												235	A	Hofstra	77 64
												264	H	N. C. A&T	73 64
												276	A	Winthrop	57 58
												306	H	Col. of Charleston	76 68
												348	A	N. C. Central	83 54
LAST 12 Division I GAMES:															
156	H	UNCW	70 75	36	A	Northeastern	71 79								
306	H	Col. of Charleston	76 68	51	H	Auburn	44 96								
235	A	Hofstra	77 64	264	H	N. C. A&T	73 64								
120	H	Marist	57 61	276	A	Winthrop	57 58								
107	A	Appalachian St.	62 65	130	H	Davison	73 72								
39	A	Duke	64 81	216	A	Hampton	77 62								

Non-Div I Games: Chowan 88 74

E l o n

Average RPI Win:	337	WON-LOST	WINNING	LAST 10	STRENGTH OF	OPP. STRENGTH	TEAM	ADJ.	CONF.	ADJ CONF.
Average RPI Loss:	208	RECORD	PCT. RANK	GAMES	SCHEDULE	OF SCHEDULE	RPI	RPI	RPI	RPI
DIV. I ONLY	2- 13	328	1-9	319	325	345	345	13	13	
DIV. I NON-CONF.	2- 9	297	0- 0	343	332	349	349	14	14	
-----										
TOTALS	RPI 1-25	RPI 26-50	W-L RECORDS	RPI 51-100	RPI 101-150	RPI 150+				
2- 13	0- 0	0- 0	OVERALL	0- 1	0- 1	2- 11				
1- 6	0- 0	0- 0	HOME	0- 0	0- 0	1- 6				
1- 7	0- 0	0- 0	AWAY	0- 1	0- 1	1- 5				
0- 0	0- 0	0- 0	NEUTRAL	0- 0	0- 0	0- 0				
2- 9	0- 0	0- 0	NON-CONFERENCE	0- 1	0- 0	2- 8				
1- 4	0- 0	0- 0	HOME	0- 0	0- 0	1- 4				
1- 5	0- 0	0- 0	AWAY	0- 1	0- 0	1- 4				
0- 0	0- 0	0- 0	NEUTRAL	0- 0	0- 0	0- 0				
0- 4	0- 0	0- 0	CONFERENCE	0- 0	0- 1	0- 3				
0- 2	0- 0	0- 0	HOME	0- 0	0- 0	0- 2				
0- 2	0- 0	0- 0	AWAY	0- 0	0- 1	0- 1				
0- 0	0- 0	0- 0	NEUTRAL	0- 0	0- 0	0- 0				

RPI 1-25				RPI 26-50				RPI 51-100				RPI 101+ Team's RPI: 345			
RPI	S	Opponent	Score	RPI	S	Opponent	Score	RPI	S	Opponent	Score	RPI	S	Opponent	Score
								94	A	Dayton	30 69	142	A	Missouri St.	66 88
												153	A	Wisconsin	60 96
												166	A	Southern Ill.	47 67
												172	H	Bradley	68 75
												179	H	Illinois St.	61 72
												181	A	Morehead St.	63 85
												209	H	SIUE	45 54
												217	H	Southeast Mo. St.	50 54
												253	A	Murray St.	53 81
												265	A	Marshall	65 72
												331	H	Austin Peay	56 52
												337	H	UIC	54 62
												338	H	Purdue Fort Wayne	66 72
												343	A	Chicago St.	67 58
-----															
LAST 12 Division I GAMES:															
179	H	Illinois St.	61 72	166	A	Southern Ill.	47 67								
172	H	Bradley	68 75	153	A	Wisconsin	60 96								
142	A	Missouri St.	66 88	331	H	Austin Peay	56 52								
181	A	Morehead St.	63 85	94	A	Dayton	30 69								
265	A	Marshall	65 72	217	H	Southeast Mo. St.	50 54								
338	H	Purdue Fort Wayne	66 72	337	H	UIC	54 62								

Non-Div I Games:

Average RPI Win:	222	WON-LOST	WINNING	LAST 10	STRENGTH OF	OPP. STRENGTH	TEAM	ADJ.	CONF.	ADJ CONF.
Average RPI Loss:	59	RECORD	PCT. RANK	GAMES	SCHEDULE	OF SCHEDULE	RPI	RPI	RPI	RPI
DIV. I ONLY	10- 4	68	8-2	145	138	77	77	25	25	
DIV. I NON-CONF.	7- 4	109	0- 0	152	65	99	99	27	27	
<hr/>										
TOTALS	RPI 1-25	RPI 26-50	W-L RECORDS	RPI 51-100	RPI 101-150	RPI 150+				
10- 4	0- 1	0- 2	OVERALL	0- 0	1- 0	9- 1				
5- 1	0- 0	0- 0	HOME	0- 0	1- 0	4- 1				
4- 2	0- 0	0- 2	AWAY	0- 0	0- 0	4- 0				
1- 1	0- 1	0- 0	NEUTRAL	0- 0	0- 0	1- 0				
7- 4	0- 1	0- 2	NON-CONFERENCE	0- 0	1- 0	6- 1				
4- 1	0- 0	0- 0	HOME	0- 0	1- 0	3- 1				
2- 2	0- 0	0- 2	AWAY	0- 0	0- 0	2- 0				
1- 1	0- 1	0- 0	NEUTRAL	0- 0	0- 0	1- 0				
3- 0	0- 0	0- 0	CONFERENCE	0- 0	0- 0	3- 0				
1- 0	0- 0	0- 0	HOME	0- 0	0- 0	1- 0				
2- 0	0- 0	0- 0	AWAY	0- 0	0- 0	2- 0				
0- 0	0- 0	0- 0	NEUTRAL	0- 0	0- 0	0- 0				

RPI	S	Opponent	Score	RPI	S	Opponent	Score	RPI	S	Opponent	Score	RPI	S	Opponent	Score
2	N	Stanford	65 88	26	A	South Dakota St.	62 80	39	A	Duke	41 57	118	H	Houston	76 71
												151	N	American	90 71
												155	A	North Ala.	68 52
												167	H	UAB	60 62
												170	H	Abilene Christian	81 65
												223	A	Saint Francis (PA)	83 69
												262	A	Hawaii	73 67
												267	H	Liberty	68 50
												277	A	North Florida	105 66
												287	H	Coppin St.	93 61
												314	H	FIU	100 58
<hr/>															
LAST 12 Division I GAMES:															
277	A	North Florida	105 66	39	A	Duke	41 57	167	H	UAB	60 62	287	H	Coppin St.	93 61
155	A	North Ala.	68 52	170	H	Abilene Christian	81 65	223	A	Saint Francis (PA)	83 69	118	H	Houston	76 71
267	H	Liberty	68 50	262	A	Hawaii	73 67	267	H	Liberty	68 50				
151	N	American	90 71	2	N	Stanford	65 88								

Non-Div I Games: Fla. Memorial 99 68 Johnson & Wales (FL) 109 64

FGCU

Average RPI Win:	338	WON-LOST	WINNING	LAST 10	STRENGTH OF	OPP. STRENGTH	TEAM	ADJ.	CONF.	ADJ CONF.
Average RPI Loss:	165	RECORD	PCT. RANK	GAMES	SCHEDULE	OF SCHEDULE	RPI	RPI	RPI	RPI
DIV. I ONLY	3- 13	309	2-8	143	340	314	314	16	16	
DIV. I NON-CONF.	3- 9	271	0- 1	267	346	335	335	19	19	
-----										
TOTALS	RPI 1-25	RPI 26-50	W-L RECORDS	RPI 51-100	RPI 101-150	RPI 150+				
3- 13	0- 0	0- 1	OVERALL	0- 3	0- 1	3- 8				
3- 8	0- 0	0- 1	HOME	0- 1	0- 0	3- 6				
0- 5	0- 0	0- 0	AWAY	0- 2	0- 1	0- 2				
0- 0	0- 0	0- 0	NEUTRAL	0- 0	0- 0	0- 0				
3- 9	0- 0	0- 1	NON-CONFERENCE	0- 1	0- 0	3- 7				
3- 6	0- 0	0- 1	HOME	0- 0	0- 0	3- 5				
0- 3	0- 0	0- 0	AWAY	0- 1	0- 0	0- 2				
0- 0	0- 0	0- 0	NEUTRAL	0- 0	0- 0	0- 0				
0- 4	0- 0	0- 0	CONFERENCE	0- 2	0- 1	0- 1				
0- 2	0- 0	0- 0	HOME	0- 1	0- 0	0- 1				
0- 2	0- 0	0- 0	AWAY	0- 1	0- 1	0- 0				
0- 0	0- 0	0- 0	NEUTRAL	0- 0	0- 0	0- 0				

RPI 1-25				RPI 26-50				RPI 51-100				RPI 101+				Team's RPI: 314	
RPI	S	Opponent	Score	RPI	S	Opponent	Score	RPI	S	Opponent	Score	RPI	S	Opponent	Score		
				48	H	Miami (FL)	43 94										
								63	H	Middle Tenn.	43 49	139	A	Charlotte	54 69		
								76	A	Old Dominion	68 95	167	H	UAB	59 83		
								77	A	FGCU	58 100	171	H	South Alabama	77 84		
												185	H	Georgia St.	61 67		
												219	H	Jacksonville	62 73		
												220	H	Howard	62 89		
												249	A	Bethune-Cookman	57 68		
												260	H	Campbell	54 59		
												277	A	North Florida	53 62		
												321	H	Morgan St.	59 50		
												341	H	Florida A&M	77 54		
												351	H	Alcorn	75 40		
LAST 12 Division I GAMES:																	
				171	H	South Alabama	77 84	139	A	Charlotte	54 69						
				260	H	Campbell	54 59	167	H	UAB	59 83						
				76	A	Old Dominion	68 95	63	H	Middle Tenn.	43 49						
				277	A	North Florida	53 62	219	H	Jacksonville	62 73						
				321	H	Morgan St.	59 50	351	H	Alcorn	75 40						
				341	H	Florida A&M	77 54	220	H	Howard	62 89						

Non-Div I Games: Palm Beach Atl. 63 66

FIU

Average RPI Win:	324	WON-LOST	WINNING	LAST 10	STRENGTH OF	OPP. STRENGTH	TEAM	ADJ.	CONF.	ADJ CONF.
Average RPI Loss:	168	RECORD	PCT. RANK	GAMES	SCHEDULE	OF SCHEDULE	RPI	RPI	RPI	RPI
DIV. I ONLY	3- 12	305	1-9	203	319	298	298	27	27	
DIV. I NON-CONF.	3- 8	267	0- 0	236	325	290	290	28	28	
-----										
TOTALS	RPI 1-25	RPI 26-50	W-L RECORDS	RPI 51-100	RPI 101-150	RPI 150+				
3- 12	0- 0	0- 1	OVERALL	0- 2	0- 1	3- 8				
1- 4	0- 0	0- 1	HOME	0- 0	0- 1	1- 2				
1- 5	0- 0	0- 0	AWAY	0- 1	0- 0	1- 4				
1- 3	0- 0	0- 0	NEUTRAL	0- 1	0- 0	1- 2				
3- 8	0- 0	0- 1	NON-CONFERENCE	0- 1	0- 0	3- 6				
1- 2	0- 0	0- 1	HOME	0- 0	0- 0	1- 1				
1- 3	0- 0	0- 0	AWAY	0- 0	0- 0	1- 3				
1- 3	0- 0	0- 0	NEUTRAL	0- 1	0- 0	1- 2				
0- 4	0- 0	0- 0	CONFERENCE	0- 1	0- 1	0- 2				
0- 2	0- 0	0- 0	HOME	0- 0	0- 1	0- 1				
0- 2	0- 0	0- 0	AWAY	0- 1	0- 0	0- 1				
0- 0	0- 0	0- 0	NEUTRAL	0- 0	0- 0	0- 0				

RPI 1-25				RPI 26-50				RPI 51-100				RPI 101+				Team's RPI: 298	
RPI	S	Opponent	Score	RPI	S	Opponent	Score	RPI	S	Opponent	Score	RPI	S	Opponent	Score		
				36	H	Northeastern	50 59										
								56	N	Bucknell I	54 77						
								75	A	Qui nni pi ac	36 81						
												120	H	Marist	46 56		
												158	H	William & Mary	54 60		
												165	A	Xavier	35 48		
												195	N	Massachusetts	49 59		
												204	A	Rider	59 62		
												221	A	Dartmouth	46 59		
												238	N	Furman	70 77		
												246	A	Brown	49 68		
												285	A	Richmond	58 40		
												300	H	Saint Peter's	65 68		
												337	N	UIC	68 60		
												350	H	LIU Brooklyn	71 43		
LAST 12 Division I GAMES:																	
				300	H	Saint Peter's	65 68					75	A	Qui nni pi ac	36 81		
				120	H	Marist	46 56					337	N	UIC	68 60		
				204	A	Rider	59 62					238	N	Furman	70 77		
				195	N	Massachusetts	49 59					221	A	Dartmouth	46 59		
				56	N	Bucknell I	54 77					36	H	Northeastern	50 59		
				246	A	Brown	49 68					158	H	William & Mary	54 60		

Non-Div I Games:

Fairfield

Average RPI Win:	304	WON-LOST	WINNING	LAST 10	STRENGTH OF	OPP. STRENGTH	TEAM	ADJ.	CONF.	ADJ CONF.
Average RPI Loss:	254	RECORD	PCT. RANK	GAMES	SCHEDULE	OF SCHEDULE	RPI	RPI	RPI	RPI

DIV. I ONLY	2- 11	321	2-8	341	344	349	349	31	31
DIV. I NON-CONF.	1- 8	322	0- 0	307	347	348	348	31	31
-----									
TOTALS	RPI 1-25	RPI 26-50	W-L RECORDS	RPI 51-100	RPI 101-150	RPI 150+			
2- 11	0- 0	0- 0	OVERALL	0- 0	0- 1	2- 10			
2- 2	0- 0	0- 0	HOME	0- 0	0- 0	2- 2			
0- 9	0- 0	0- 0	AWAY	0- 0	0- 1	0- 8			
0- 0	0- 0	0- 0	NEUTRAL	0- 0	0- 0	0- 0			
1- 8	0- 0	0- 0	NON-CONFERENCE	0- 0	0- 1	1- 7			
1- 2	0- 0	0- 0	HOME	0- 0	0- 0	1- 2			
0- 6	0- 0	0- 0	AWAY	0- 0	0- 1	0- 5			
0- 0	0- 0	0- 0	NEUTRAL	0- 0	0- 0	0- 0			
1- 3	0- 0	0- 0	CONFERENCE	0- 0	0- 0	1- 3			
1- 0	0- 0	0- 0	HOME	0- 0	0- 0	1- 0			
0- 3	0- 0	0- 0	AWAY	0- 0	0- 0	0- 3			
0- 0	0- 0	0- 0	NEUTRAL	0- 0	0- 0	0- 0			

RPI 1-25	RPI 26-50	RPI 51-100	RPI 101+ Team's RPI: 349
RPI S Opponent Score	RPI S Opponent Score	RPI S Opponent Score	RPI S Opponent Score
			133  Stony Brook 49
			220  Howard 58
			223  Saint Francis (PA) 64
			225  Air Force 37
			237  Binghamton 54
			240  Colgate 52
			263  Robert Morris 49
			299  Army West Point 40
			300  Saint Peter's 58
			302  Central Conn. St. 74 67
			305  NJIT 64 43
			324  Wagner 59
			330  Lafayette 57
LAST 12 Division I GAMES:			
324  Wagner 59	223  Saint Francis (PA) 64		
302  Central Conn. St. 74 67	300  Saint Peter's 58		
263  Robert Morris 49	133  Stony Brook 49		
220  Howard 58	299  Army West Point 40		
305  NJIT 64 43	240  Colgate 52		
225  Air Force 37	237  Binghamton 54		

Non-Div I Games: Georgian Court 70 45 Rutgers-Newark 97 51

Average RPI Win:	300	WON-LOST	WINNING	LAST 10	STRENGTH OF	OPP. STRENGTH	TEAM	ADJ.	CONF.	ADJ CONF.
Average RPI Loss:	162	RECORD	PCT. RANK	GAMES	SCHEDULE	OF SCHEDULE	RPI	RPI	RPI	RPI
DIV. I ONLY	3- 14	314	1-9	99	328	283	283	16	16	
DIV. I NON-CONF.	3- 10	278	0- 1	204	336	306	306	19	19	
-----										
TOTALS	RPI 1-25	RPI 26-50	W-L RECORDS	RPI 51-100	RPI 101-150	RPI 150+				
3- 14	0- 0	0- 1	OVERALL	0- 3	0- 2	3- 8				
2- 8	0- 0	0- 0	HOME	0- 1	0- 0	2- 7				
1- 6	0- 0	0- 1	AWAY	0- 2	0- 2	1- 1				
0- 0	0- 0	0- 0	NEUTRAL	0- 0	0- 0	0- 0				
3- 10	0- 0	0- 1	NON-CONFERENCE	0- 1	0- 1	3- 7				
2- 6	0- 0	0- 0	HOME	0- 0	0- 0	2- 6				
1- 4	0- 0	0- 1	AWAY	0- 1	0- 1	1- 1				
0- 0	0- 0	0- 0	NEUTRAL	0- 0	0- 0	0- 0				
0- 4	0- 0	0- 0	CONFERENCE	0- 2	0- 1	0- 1				
0- 2	0- 0	0- 0	HOME	0- 1	0- 0	0- 1				
0- 2	0- 0	0- 0	AWAY	0- 1	0- 1	0- 0				
0- 0	0- 0	0- 0	NEUTRAL	0- 0	0- 0	0- 0				

RPI 1-25				RPI 26-50				RPI 51-100				RPI 101+				Team's RPI: 283	
RPI	S	Opponent	Score	RPI	S	Opponent	Score	RPI	S	Opponent	Score	RPI	S	Opponent	Score		
				31	A	Michigan St.	74 89										
								63	H	Middle Tenn.	55 74	127	A	Little Rock	38 61		
								76	A	Old Dominion	53 87	139	A	Charlotte	47 68		
								84	A	Tulane	45 88	167	H	UAB	64 89		
												172	H	Bradley	59 80		
												185	H	Georgia St.	59 75		
												214	H	Saint Louis	61 93		
												216	H	Hampton	68 72		
												238	A	Furman	57 73		
												264	H	N. C. A&T	65 67		
												285	H	Richmond	69 55		
												286	A	Siena	70 66		
												297	H	Western Mich.	59 69		
												330	H	Lafayette	53 49		
LAST 12 Division I GAMES:																	
				214	H	Saint Louis	61 93					76	A	Old Dominion	53 87		
				172	H	Bradley	59 80					63	H	Middle Tenn.	55 74		
				139	A	Charlotte	47 68					167	H	UAB	64 89		
				238	A	Furman	57 73					264	H	N. C. A&T	65 67		
				286	A	Siena	70 66					31	A	Michigan St.	74 89		
				84	A	Tulane	45 88					297	H	Western Mich.	59 69		

Non-Div I Games:

Fla. Atlantic

Average RPI Win:	221	WON-LOST	WINNING	LAST 10	STRENGTH OF	OPP. STRENGTH	TEAM	ADJ.	CONF.	ADJ CONF.
Average RPI Loss:	93	RECORD	PCT. RANK	GAMES	SCHEDULE	OF SCHEDULE	RPI	RPI	RPI	RPI

DIV. I ONLY	5- 12	269	4-6	60	107	205	205	6	6
DIV. I NON-CONF.	4- 9	253	0- 1	129	153	254	254	6	6
-----									
TOTALS	RPI 1-25	RPI 26-50	W-L RECORDS	RPI 51-100	RPI 101-150	RPI 150+			
5- 12	0- 2	1- 3	OVERALL	0- 2	1- 2	3- 3			
5- 4	0- 0	1- 1	HOME	0- 2	1- 0	3- 1			
0- 7	0- 2	0- 1	AWAY	0- 0	0- 2	0- 2			
0- 1	0- 0	0- 1	NEUTRAL	0- 0	0- 0	0- 0			
4- 9	0- 1	0- 3	NON-CONFERENCE	0- 1	1- 1	3- 3			
4- 3	0- 0	0- 1	HOME	0- 1	1- 0	3- 1			
0- 5	0- 1	0- 1	AWAY	0- 0	0- 1	0- 2			
0- 1	0- 0	0- 1	NEUTRAL	0- 0	0- 0	0- 0			
1- 3	0- 1	1- 0	CONFERENCE	0- 1	0- 1	0- 0			
1- 1	0- 0	1- 0	HOME	0- 1	0- 0	0- 0			
0- 2	0- 1	0- 0	AWAY	0- 0	0- 1	0- 0			
0- 0	0- 0	0- 0	NEUTRAL	0- 0	0- 0	0- 0			

RPI 1-25				RPI 26-50				RPI 51-100				RPI 101+ Team's RPI: 205			
RPI	S	Opponent	Score	RPI	S	Opponent	Score	RPI	S	Opponent	Score	RPI	S	Opponent	Score
19	A	Indiana	64 83	27	A	Florida St.	56 63	51	H	Auburn	56 64	112	A	Ohio St.	41 46
24	A	South Carolina	40 71	35	H	Missouri	58 56	71	H	Northwestern	74 83	119	A	Alabama	67 74
				36	H	Northeastern	66 79					138	H	Texas Tech	72 67
				44	N	Utah	58 74					175	A	Mercer	82 92
												210	H	Gardner-Webb	58 60
												232	A	UNLV	53 56
												249	H	Bethune-Cookman	64 53
												340	H	Charleston So.	70 60
												341	H	Florida A&M	62 38
-----															
LAST 12 Division I GAMES:															
232	A	UNLV	53 56	51	H	Auburn	56 64								
35	H	Missouri	58 56	119	A	Alabama	67 74								
24	A	South Carolina	40 71	340	H	Charleston So.	70 60								
249	H	Bethune-Cookman	64 53	44	N	Utah	58 74								
138	H	Texas Tech	72 67	112	A	Ohio St.	41 46								
36	H	Northeastern	66 79	341	H	Florida A&M	62 38								

Non-Div I Games:

Florida



Average RPI Win:	97	WON-LOST	WINNING	LAST 10	STRENGTH OF	OPP. STRENGTH	TEAM	ADJ.	CONF.	ADJ CONF.
Average RPI Loss:	219	RECORD	PCT. RANK	GAMES	SCHEDULE	OF SCHEDULE	RPI	RPI	RPI	RPI
DIV. I ONLY	1- 13	338	2-8	254	312	341	341	32	32	
DIV. I NON-CONF.	1- 10	330	0- 1	225	227	332	332	32	32	
-----										
TOTALS	RPI 1-25	RPI 26-50	W-L RECORDS	RPI 51-100	RPI 101-150	RPI 150+				
1- 13	0- 0	0- 2	OVERALL	1- 1	0- 0	0- 10				
1- 2	0- 0	0- 0	HOME	1- 0	0- 0	0- 2				
0- 8	0- 0	0- 2	AWAY	0- 0	0- 0	0- 6				
0- 3	0- 0	0- 0	NEUTRAL	0- 1	0- 0	0- 2				
1- 10	0- 0	0- 2	NON-CONFERENCE	1- 1	0- 0	0- 7				
1- 1	0- 0	0- 0	HOME	1- 0	0- 0	0- 1				
0- 6	0- 0	0- 2	AWAY	0- 0	0- 0	0- 4				
0- 3	0- 0	0- 0	NEUTRAL	0- 1	0- 0	0- 2				
0- 3	0- 0	0- 0	CONFERENCE	0- 0	0- 0	0- 3				
0- 1	0- 0	0- 0	HOME	0- 0	0- 0	0- 1				
0- 2	0- 0	0- 0	AWAY	0- 0	0- 0	0- 2				
0- 0	0- 0	0- 0	NEUTRAL	0- 0	0- 0	0- 0				

RPI	S	Opponent	Score	RPI	S	Opponent	Score	RPI	S	Opponent	Score	RPI	S	Opponent	Score	Team's RPI: 341
30	A	Tennessee	31 96	84	N	Tulane	34 78	192	H	Jacksonville St.	31 62	205	A	Florida	38 62	
48	A	Miami (FL)	54 103	97	H	Miami (OH)	57 56	220	A	Howard	68 74	251	A	Stetson	44 69	
								277	A	North Florida	53 64	278	A	Norfolk St.	58 60	
								297	N	Western Mich.	50 69	311	N	Omaha	50 57	
								314	A	FIU	54 77	339	H	Savannah St.	50 54	
-----																
LAST 12 Division I GAMES:																
311	N	Omaha	50 57	220	A	Howard	68 74									
339	H	Savannah St.	50 54	84	N	Tulane	34 78									
278	A	Norfolk St.	58 60	48	A	Miami (FL)	54 103									
205	A	Florida	38 62	297	N	Western Mich.	50 69									
314	A	FIU	54 77	251	A	Stetson	44 69									
30	A	Tennessee	31 96	97	H	Miami (OH)	57 56									

Non-Div I Games: Edward Waters 70 64

Florida A&amp;M

Average RPI Win:	148	WON-LOST	WINNING	LAST 10	STRENGTH OF	OPP. STRENGTH	TEAM	ADJ.	CONF.	ADJ CONF.
Average RPI Loss:	48	RECORD	PCT. RANK	GAMES	SCHEDULE	OF SCHEDULE	RPI	RPI	RPI	RPI
DIV. I ONLY	14- 2	15	9-1	104	33	27	27	1	1	
DIV. I NON-CONF.	12- 1	10	1- 0	119	70	24	24	1	1	
-----										
TOTALS	RPI 1-25	RPI 26-50	W-L RECORDS	RPI 51-100	RPI 101-150	RPI 150+				
14- 2	1- 0	1- 1	OVERALL	4- 1	1- 0	7- 0				
7- 2	0- 0	0- 1	HOME	3- 1	0- 0	4- 0				
5- 0	0- 0	1- 0	AWAY	1- 0	1- 0	2- 0				
2- 0	1- 0	0- 0	NEUTRAL	0- 0	0- 0	1- 0				
12- 1	1- 0	0- 0	NON-CONFERENCE	4- 1	0- 0	7- 0				
7- 1	0- 0	0- 0	HOME	3- 1	0- 0	4- 0				
3- 0	0- 0	0- 0	AWAY	1- 0	0- 0	2- 0				
2- 0	1- 0	0- 0	NEUTRAL	0- 0	0- 0	1- 0				
2- 1	0- 0	1- 1	CONFERENCE	0- 0	1- 0	0- 0				
0- 1	0- 0	0- 1	HOME	0- 0	0- 0	0- 0				
2- 0	0- 0	1- 0	AWAY	0- 0	1- 0	0- 0				
0- 0	0- 0	0- 0	NEUTRAL	0- 0	0- 0	0- 0				

RPI 1-25				RPI 26-50				Team's RPI: 27				RPI 51-100				RPI 101+			
RPI	S	Opponent	Score	RPI	S	Opponent	Score	RPI	S	Opponent	Score	RPI	S	Opponent	Score	RPI	S	Opponent	Score
13	N	Iowa	71 67	43	H	Clemson	45 57	52	H	LSU	45 58	116	A	Virginia	63 61				
				50	A	North Carolina	64 63	68	H	Creighton	71 52	175	A	Mercer	57 56				
								82	H	Penn St.	87 58	184	A	Milwaukee	87 62				
								86	H	Troy	103 67	185	H	Georgia St.	79 43				
								100	A	St. John's (NY)	57 53	205	H	Florida	63 56				
												219	H	Jacksonville	79 46				
												277	H	North Florida	74 53				
												318	N	Eastern Ky.	62 45				
-----																			
LAST 12 Division I GAMES:																			
13	N	Iowa	71 67	116	A	Virginia	63 61	185	H	Georgia St.	79 43	184	A	Milwaukee	87 62				
43	H	Clemson	45 57	68	H	Creighton	71 52	68	H	Creighton	71 52	100	A	St. John's (NY)	57 53	175	A	Mercer	57 56
50	A	North Carolina	64 63	82	H	Penn St.	87 58	86	H	Troy	103 67								
318	N	Eastern Ky.	62 45																
52	H	LSU	45 58																

Non-Div I Games:

Florida St.

Average RPI Win: 209

Average RPI Loss: 76

WON-LOST  
RECORDWINNING  
PCT. RANKLAST 10  
GAMESSTRENGTH OF  
SCHEDULEOPP. STRENGTH  
OF SCHEDULETEAM  
RPIADJ.  
RPICONF.  
RPIADJ CONF.  
RPIDIV. I ONLY  
DIV. I NON-CONF.12- 6  
9- 583  
1058-2  
1- 0218  
19069  
49132  
110132  
11017  
1717  
17

## TOTALS

RPI 1-25

RPI 26-50

W-L RECORDS

RPI 51-100

RPI 101-150

RPI 150+

12- 6

0- 1

0- 1

OVERALL

2- 3

2- 1

8- 0

7- 2

0- 0

0- 0

HOME

2- 1

1- 1

4- 0

3- 3

0- 0

0- 1

AWAY

0- 2

0- 0

3- 0

2- 1

0- 1

0- 0

NEUTRAL

0- 0

1- 0

1- 0

9- 5

0- 1

0- 1

NON-CONFERENCE

2- 3

2- 0

5- 0

6- 1

0- 0

0- 0

HOME

2- 1

1- 0

3- 0

1- 3

0- 0

0- 1

AWAY

0- 2

0- 0

1- 0

2- 1

0- 1

0- 0

NEUTRAL

0- 0

1- 0

1- 0

3- 1

0- 0

0- 0

CONFERENCE

0- 0

0- 1

3- 0

1- 1

0- 0

0- 0

HOME

0- 0

0- 1

1- 0

2- 0

0- 0

0- 0

AWAY

0- 0

0- 0

2- 0

0- 0

0- 0

0- 0

NEUTRAL

0- 0

0- 0

0- 0

RPI 1-25

RPI 26-50

RPI 51-100

RPI 101+

Team's RPI: 132

RPI	S	Opponent	Score
25	N	Texas	54 72

RPI	S	Opponent	Score
36	A	Northeastern	54 58

RPI	S	Opponent	Score
63	H	Middle Tenn.	61 49
80	A	Pittsburgh	62 65
82	H	Penn St.	55 72
92	A	Georgetown	38 58
93	H	Maine	72 64

RPI	S	Opponent	Score
103	N	Washington	65 57
139	H	Charlotte	71 64
140	H	VCU	44 47
182	A	George Washington	50 38
189	N	Ball St.	78 70
214	A	Saint Louis	56 53
255	H	Columbia	68 49
285	H	Richmond	60 48
317	A	Iona	57 40
324	H	Wagner	80 59
342	H	Manhattan	65 61

## LAST 12 Division I GAMES:

63	H	Middle Tenn.	61	49	140	H	VCU	44	47
25	N	Texas	54	72	214	A	Saint Louis	56	53
103	N	Washington	65	57	285	H	Richmond	60	48
255	H	Columbia	68	49	182	A	George Washington	50	38
80	A	Pittsburgh	62	65	93	H	Maine	72	64
342	H	Manhattan	65	61	317	A	Iona	57	40

Non-Div I Games:

Fordham

■ Loss, 
 ■ Non-Conf, 
 S Site, 
 ■ Home 
 ■ Away 
 N Neutral

Average RPI Win: 204 WON-LOST RECORD WINNING PCT. RANK LAST 10 GAMES STRENGTH OF SCHEDULE OPP. STRENGTH OF SCHEDULE TEAM RPI ADJ. RPI CONF. RPI ADJ CONF. RPI

DIV. I ONLY	9- 4	77	8-2	259	38	99	99	12	12
DIV. I NON-CONF.	5- 4	139	0- 0	187	27	111	111	10	10
TOTALS	RPI 1-25	RPI 26-50	W-L RECORDS	RPI 51-100	RPI 101-150	RPI 150+			
9- 4	0- 1	0- 1	OVERALL	0- 1	1- 0	8- 1			
6- 0	0- 0	0- 0	HOME	0- 0	1- 0	5- 0			
3- 4	0- 1	0- 1	AWAY	0- 1	0- 0	3- 1			
0- 0	0- 0	0- 0	NEUTRAL	0- 0	0- 0	0- 0			
5- 4	0- 1	0- 1	NON-CONFERENCE	0- 1	1- 0	4- 1			
4- 0	0- 0	0- 0	HOME	0- 0	1- 0	3- 0			
1- 4	0- 1	0- 1	AWAY	0- 1	0- 0	1- 1			
0- 0	0- 0	0- 0	NEUTRAL	0- 0	0- 0	0- 0			
4- 0	0- 0	0- 0	CONFERENCE	0- 0	0- 0	4- 0			
2- 0	0- 0	0- 0	HOME	0- 0	0- 0	2- 0			
2- 0	0- 0	0- 0	AWAY	0- 0	0- 0	2- 0			
0- 0	0- 0	0- 0	NEUTRAL	0- 0	0- 0	0- 0			

RPI S Opponent Score	RPI S Opponent Score	RPI S Opponent Score	RPI S Opponent Score
15 A Arizona St. 52 68	40 A UCLA 80 89	58 A Southern Cal i forni a 61 62	Team's RPI : 99
			RPI 101+
			124 H UT Arl ington 70 61
			159 H Santa Clara 80 53
			160 H Utah St. 70 59
			173 A Colorado St. 66 55
			184 H Mil waukee 65 48
			188 A Eastern Wash. 68 58
			241 A Northern Ariz. 73 86
			245 A Nevada 79 63
			292 H Cal Poly 76 58
			308 H San Jose St. 77 48
LAST 12 Division I GAMES:			
245 A Nevada 79 63	308 H San Jose St. 77 48	15 A Arizona St. 52 68	
160 H Utah St. 70 59	15 A Arizona St. 52 68	159 H Santa Clara 80 53	
173 A Colorado St. 66 55	159 H Santa Clara 80 53	40 A UCLA 80 89	
124 H UT Arl ington 70 61	40 A UCLA 80 89	188 A Eastern Wash. 68 58	
184 H Mil waukee 65 48	188 A Eastern Wash. 68 58	58 A Southern Cal i forni a 61 62	
292 H Cal Poly 76 58	58 A Southern Cal i forni a 61 62		

Non-Div I Games: Stanislaus St. 86 51 Fresno Pacific 90 51 Fresno St.

Average RPI Win: 287  
Average RPI Loss: 138

WON-LOST  
RECORD

WINNING  
PCT. RANK

LAST 10  
GAMES

STRENGTH OF  
SCHEDULE

OPP. STRENGTH  
OF SCHEDULE

TEAM  
RPI

ADJ.  
RPI

CONF.  
RPI

ADJ CONF.  
RPI

DIV. I ONLY	9- 7	133	6-4	327	192	238	238	24	24
DIV. I NON-CONF.	7- 6	153	0- 0	273	203	209	209	25	25
-----									
TOTALS	RPI 1-25	RPI 26-50	W-L RECORDS	RPI 51-100	RPI 101-150	RPI 150+			
9- 7	0- 2	0- 0	OVERALL	0- 2	0- 0	9- 3			
7- 1	0- 0	0- 0	HOME	0- 1	0- 0	7- 0			
1- 5	0- 2	0- 0	AWAY	0- 1	0- 0	1- 2			
1- 1	0- 0	0- 0	NEUTRAL	0- 0	0- 0	1- 1			
7- 6	0- 2	0- 0	NON-CONFERENCE	0- 2	0- 0	7- 2			
5- 1	0- 0	0- 0	HOME	0- 1	0- 0	5- 0			
1- 4	0- 2	0- 0	AWAY	0- 1	0- 0	1- 1			
1- 1	0- 0	0- 0	NEUTRAL	0- 0	0- 0	1- 1			
2- 1	0- 0	0- 0	CONFERENCE	0- 0	0- 0	2- 1			
2- 0	0- 0	0- 0	HOME	0- 0	0- 0	2- 0			
0- 1	0- 0	0- 0	AWAY	0- 0	0- 0	0- 1			
0- 0	0- 0	0- 0	NEUTRAL	0- 0	0- 0	0- 0			

RPI 1-25				RPI 26-50				RPI 51-100				RPI 101+ Team's RPI: 238			
RPI	S	Opponent	Score	RPI	S	Opponent	Score	RPI	S	Opponent	Score	RPI	S	Opponent	Score
9	A	Mississippi St.	41 106					63	H	Middle Tenn.	71 78	200	H	UNC Asheville	58 47
24	A	South Carolina	53 66					89	A	Georgia	38 61	210	H	Gardner-Webb	70 57
												229	N	Western Ill.	78 85
												257	A	ETSU	70 75
												283	H	Fla. Atlantic	73 57
												296	A	Kennesaw St.	63 74
												298	N	Fairfield	77 70
												306	A	Col. of Charleston	70 67
												316	H	Western Caro.	65 55
												319	H	Presbyterian	76 68
												323	H	UNC Greensboro	64 61
												327	H	USC Upstate	78 67
LAST 12 Division I GAMES:															
257	A	ETSU	70 75	319	H	Presbyterian	76 68								
316	H	Western Caro.	65 55	24	A	South Carolina	53 66								
323	H	UNC Greensboro	64 61	229	N	Western Ill.	78 85								
89	A	Georgia	38 61	298	N	Fairfield	77 70								
200	H	UNC Asheville	58 47	283	H	Fla. Atlantic	73 57								
306	A	Col. of Charleston	70 67	210	H	Gardner-Webb	70 57								

Non-Div I Games: Coker 71 42 North Greenville 74 78

Furman

Loss, Non-Conf, S Site, H Home A Away N Neutral

Average RPI Win:	296	WON-LOST	WINNING	LAST 10	STRENGTH OF	OPP. STRENGTH	TEAM	ADJ.	CONF.	ADJ CONF.
Average RPI Loss:	187	RECORD	PCT. RANK	GAMES	SCHEDULE	OF SCHEDULE	RPI	RPI	RPI	RPI
DIV. I ONLY	4- 10	275	4-6	216	345	284	284	15	15	
DIV. I NON-CONF.	4- 6	212	0- 0	174	348	227	227	15	15	
-----										
TOTALS	RPI 1-25	RPI 26-50	W-L RECORDS	RPI 51-100	RPI 101-150	RPI 150+				
4- 10	0- 0	0- 0	OVERALL	0- 2	0- 3	4- 5				
2- 4	0- 0	0- 0	HOME	0- 0	0- 2	2- 2				
2- 6	0- 0	0- 0	AWAY	0- 2	0- 1	2- 3				
0- 0	0- 0	0- 0	NEUTRAL	0- 0	0- 0	0- 0				
4- 6	0- 0	0- 0	NON-CONFERENCE	0- 2	0- 1	4- 3				
2- 2	0- 0	0- 0	HOME	0- 0	0- 0	2- 2				
2- 4	0- 0	0- 0	AWAY	0- 2	0- 1	2- 1				
0- 0	0- 0	0- 0	NEUTRAL	0- 0	0- 0	0- 0				
0- 4	0- 0	0- 0	CONFERENCE	0- 0	0- 2	0- 2				
0- 2	0- 0	0- 0	HOME	0- 0	0- 2	0- 0				
0- 2	0- 0	0- 0	AWAY	0- 0	0- 0	0- 2				
0- 0	0- 0	0- 0	NEUTRAL	0- 0	0- 0	0- 0				

RPI 1-25				RPI 26-50				RPI 51-100				RPI 101+ Team' s RPI : 284					
RPI	S	Opponent	Score	RPI	S	Opponent	Score	RPI	S	Opponent	Score	RPI	S	Opponent	Score		
								78	A	Vi rgi ni a Tech	49	78	124	H	UT Arl ington	53	74
								89	A	Georgi a	38	81	133	A	Stony Brook	43	72
												146	H	Texas St.	52	64	
												175	H	Mercer	72	79	
												248	H	Wofford	65	81	
												249	H	Bethune-Cookman	77	76	
												270	A	Loui si ana	48	59	
												276	H	Wi nthrop	64	55	
												296	A	Kennesaw St.	59	78	
												312	A	La. -Monroe	57	58	
												319	A	Presbyteri an	69	68	
												339	A	Savannah St.	82	71	
-----																	
LAST 12 Di vi si on I GAMES:																	
270	A	Loui si ana	48	59	146	H	Texas St.	52	64								
312	A	La. -Monroe	57	58	89	A	Georgi a	38	81								
124	H	UT Arl ington	53	74	276	H	Wi nthrop	64	55								
133	A	Stony Brook	43	72	319	A	Presbyteri an	69	68								
339	A	Savannah St.	82	71	296	A	Kennesaw St.	59	78								
175	H	Mercer	72	79	249	H	Bethune-Cookman	77	76								

Non-Div I Games: Coastal Ga. 68 46

Ga. Southern

Average RPI Win: 238

Average RPI Loss: 202

WON-LOST  
RECORDWINNING  
PCT. RANKLAST 10  
GAMESSTRENGTH OF  
SCHEDULEOPP. STRENGTH  
OF SCHEDULETEAM  
RPIADJ.  
RPICONF.  
RPIADJ CONF.  
RPI

DIV. I ONLY	6- 7	196	5-5	250	317	210	210	28	28
DIV. I NON-CONF.	3- 6	241	0- 0	278	292	271	271	29	29
TOTALS	RPI 1-25	RPI 26-50	W-L RECORDS	RPI 51-100	RPI 101-150	RPI 150+			
6- 7	0- 0	0- 0	OVERALL	0- 0	1- 0	5- 7			
2- 3	0- 0	0- 0	HOME	0- 0	1- 0	1- 3			
4- 4	0- 0	0- 0	AWAY	0- 0	0- 0	4- 4			
0- 0	0- 0	0- 0	NEUTRAL	0- 0	0- 0	0- 0			
3- 6	0- 0	0- 0	NON-CONFERENCE	0- 0	1- 0	2- 6			
1- 2	0- 0	0- 0	HOME	0- 0	1- 0	0- 2			
2- 4	0- 0	0- 0	AWAY	0- 0	0- 0	2- 4			
0- 0	0- 0	0- 0	NEUTRAL	0- 0	0- 0	0- 0			
3- 1	0- 0	0- 0	CONFERENCE	0- 0	0- 0	3- 1			
1- 1	0- 0	0- 0	HOME	0- 0	0- 0	1- 1			
2- 0	0- 0	0- 0	AWAY	0- 0	0- 0	2- 0			
0- 0	0- 0	0- 0	NEUTRAL	0- 0	0- 0	0- 0			

RPI 1-25				RPI 26-50				RPI 51-100				RPI 101+				Team's RPI: 210
RPI	S	Opponent	Score	RPI	S	Opponent	Score	RPI	S	Opponent	Score	RPI	S	Opponent	Score	
												130	H	Davidson	54	49
												154	H	High Point	61	78
												157	A	Drexel	48	65
												181	H	Morehead St.	69	84
												199	A	Delaware	45	69
												200	H	UNC Asheville	69	59
												205	A	Florida	60	58
												234	H	Mt. St. Mary's	62	69
												238	A	Furman	57	70
												248	A	Wofford	53	59
												260	A	Campbell	52	38
												316	A	Western Caro.	62	52
												319	A	Presbyterian	66	58
LAST 12 Division I GAMES:																
				319	A	Presbyterian	66	58				260	A	Campbell	52	38
				154	H	High Point	61	78				316	A	Western Caro.	62	52
				200	H	UNC Asheville	69	59				199	A	Delaware	45	69
				248	A	Wofford	53	59				157	A	Drexel	48	65
				130	H	Davidson	54	49				238	A	Furman	57	70
				181	H	Morehead St.	69	84				234	H	Mt. St. Mary's	62	69

Non-Div I Games:

Converse

79 51

Warren Wilson

100 37

Pfeiffer

82 46

Gardner-Webb

■ Loss, 
 ■ Non-Conf, S Site, 
 ■ Home 
 ■ Away 
 N Neutral

Average RPI Win: 247

Average RPI Loss: 142

WON-LOST  
RECORDWINNING  
PCT. RANKLAST 10  
GAMESSTRENGTH OF  
SCHEDULEOPP. STRENGTH  
OF SCHEDULETEAM  
RPIADJ.  
RPICONF.  
RPIADJ CONF.  
RPIDIV. I ONLY  
DIV. I NON-CONF.9- 8  
8- 5163  
1205-5  
0- 0311  
320155  
160211  
197211  
19717  
1717  
17

TOTALS

RPI 1-25

RPI 26-50

W-L RECORDS

RPI 51-100

RPI 101-150

RPI 150+

9- 8  
5- 3  
4- 5  
0- 00- 0  
0- 0  
0- 0  
0- 00- 0  
0- 0  
0- 0  
0- 0OVERALL  
HOME  
AWAY  
NEUTRAL0- 1  
0- 0  
0- 1  
0- 00- 4  
0- 2  
0- 2  
0- 09- 3  
5- 1  
4- 2  
0- 08- 5  
5- 1  
3- 4  
0- 00- 0  
0- 0  
0- 0  
0- 00- 0  
0- 0  
0- 0  
0- 0NON-CONFERENCE  
HOME  
AWAY  
NEUTRAL0- 1  
0- 0  
0- 1  
0- 00- 2  
0- 1  
0- 1  
0- 08- 2  
5- 0  
3- 2  
0- 01- 3  
0- 2  
1- 1  
0- 00- 0  
0- 0  
0- 0  
0- 00- 0  
0- 0  
0- 0  
0- 0CONFERENCE  
HOME  
AWAY  
NEUTRAL0- 0  
0- 0  
0- 0  
0- 00- 2  
0- 1  
0- 1  
0- 01- 1  
0- 1  
1- 0  
0- 0

RPI 1-25

RPI S Opponent Score

RPI 26-50

RPI S Opponent Score

RPI 51-100

RPI S Opponent Score  
55 A Kansas 56 77

RPI 101+

Team's RPI: 211

RPI	S	Opponent	Score
103	A	Washington	52 81
118	H	Houston	56 66
130	A	Davi dson	59 67
135	H	Duquesne	57 60
151	A	Ameri can	71 86
177	A	UMKC	91 84
195	A	Massachusetts	70 52
199	H	Del aware	72 46
220	A	Howard	59 73
222	H	St. Bonaventure	57 68
225	A	Air Force	78 71
240	H	Col gate	64 61
252	H	UMES	70 49
306	H	Col. of Charleston	66 52
310	H	Loyol a Maryland	70 38
318	A	Eastern Ky.	91 75

LAST 12 Division I GAMES:

195	A	Massachusetts	70 52	130	A	Davi dson	59 67
135	H	Duquesne	57 60	306	H	Col. of Charleston	66 52
222	H	St. Bonaventure	57 68	252	H	UMES	70 49
103	A	Washington	52 81	118	H	Houston	56 66
220	A	Howard	59 73	318	A	Eastern Ky.	91 75
177	A	UMKC	91 84	199	H	Del aware	72 46

Non-Div I Games:

George Mason

Loss, 
 Non-Conf, S Site, 
 H Home
A Away 
 N Neutral



Average RPI Win:	165	WON-LOST	WINNING	LAST 10	STRENGTH OF	OPP. STRENGTH	TEAM	ADJ.	CONF.	ADJ CONF.
Average RPI Loss:	119	RECORD	PCT. RANK	GAMES	SCHEDULE	OF SCHEDULE	RPI	RPI	RPI	RPI
DIV. I ONLY	6- 11	246	4-6	75	104	182	182	17	17	
DIV. I NON-CONF.	3- 10	278	0- 0	47	100	226	226	17	17	
-----										
TOTALS	RPI 1-25	RPI 26-50	W-L RECORDS	RPI 51-100	RPI 101-150	RPI 150+				
6- 11	0- 2	0- 3	OVERALL	3- 0	0- 2	3- 4				
4- 5	0- 1	0- 1	HOME	3- 0	0- 1	1- 2				
2- 4	0- 0	0- 1	AWAY	0- 0	0- 1	2- 2				
0- 2	0- 1	0- 1	NEUTRAL	0- 0	0- 0	0- 0				
3- 10	0- 2	0- 3	NON-CONFERENCE	2- 0	0- 1	1- 4				
3- 4	0- 1	0- 1	HOME	2- 0	0- 0	1- 2				
0- 4	0- 0	0- 1	AWAY	0- 0	0- 1	0- 2				
0- 2	0- 1	0- 1	NEUTRAL	0- 0	0- 0	0- 0				
3- 1	0- 0	0- 0	CONFERENCE	1- 0	0- 1	2- 0				
1- 1	0- 0	0- 0	HOME	1- 0	0- 1	0- 0				
2- 0	0- 0	0- 0	AWAY	0- 0	0- 0	2- 0				
0- 0	0- 0	0- 0	NEUTRAL	0- 0	0- 0	0- 0				

RPI 1-25				RPI 26-50				RPI 51-100				RPI 101+				Team's RPI: 182
RPI	S	Opponent	Score	RPI	S	Opponent	Score	RPI	S	Opponent	Score	RPI	S	Opponent	Score	
8	N	NC State	61 69	32	N	Georgi a Tech	55 70	87	H	Princeton	64 49	132	H	Fordham	38 50	
20	H	Maryland	30 69	41	H	Villanova	45 60	91	H	Towson	76 63	141	A	South Fla.	30 63	
				47	A	James Madison	37 50	94	H	Dayton	46 45	158	A	William & Mary	59 73	
												175	H	Mercer	53 61	
												176	A	Rhode Island	64 59	
												239	H	Monmouth	51 55	
												268	H	Memphis	51 38	
												271	A	La Salle	67 59	
												317	A	Iona	43 52	
-----																
LAST 12 Division I GAMES:																
271	A	La Salle	67 59	132	H	Fordham	38 50									
94	H	Dayton	46 45	268	H	Memphis	51 38									
176	A	Rhode Island	64 59	158	A	William & Mary	59 73									
239	H	Monmouth	51 55	175	H	Mercer	53 61									
91	H	Towson	76 63	141	A	South Fla.	30 63									
8	N	NC State	61 69	41	H	Villanova	45 60									

Non-Div I Games:

George Washington

■ Loss, 
 ■ Non-Conf, 
 ■ S Site, 
 ■ H Home 
 ■ A Away 
 N Neutral

Average RPI Win:	192	WON-LOST	WINNING	LAST 10	STRENGTH OF	OPP. STRENGTH	TEAM	ADJ.	CONF.	ADJ CONF.
Average RPI Loss:	41	RECORD	PCT. RANK	GAMES	SCHEDULE	OF SCHEDULE	RPI	RPI	RPI	RPI
DIV. I ONLY	8- 9	186	4-6	18	60	92	92	5	5	
DIV. I NON-CONF.	6- 5	143	0- 0	38	92	88	88	4	4	
-----										
TOTALS	RPI 1-25	RPI 26-50	W-L RECORDS	RPI 51-100	RPI 101-150	RPI 150+				
8- 9	0- 4	0- 3	OVERALL	1- 1	2- 1	5- 0				
5- 5	0- 3	0- 1	HOME	1- 0	1- 1	3- 0				
3- 2	0- 0	0- 1	AWAY	0- 1	1- 0	2- 0				
0- 2	0- 1	0- 1	NEUTRAL	0- 0	0- 0	0- 0				
6- 5	0- 2	0- 2	NON-CONFERENCE	1- 0	1- 1	4- 0				
4- 2	0- 1	0- 0	HOME	1- 0	1- 1	2- 0				
2- 1	0- 0	0- 1	AWAY	0- 0	0- 0	2- 0				
0- 2	0- 1	0- 1	NEUTRAL	0- 0	0- 0	0- 0				
2- 4	0- 2	0- 1	CONFERENCE	0- 1	1- 0	1- 0				
1- 3	0- 2	0- 1	HOME	0- 0	0- 0	1- 0				
1- 1	0- 0	0- 0	AWAY	0- 1	1- 0	0- 0				
0- 0	0- 0	0- 0	NEUTRAL	0- 0	0- 0	0- 0				

RPI 1-25				RPI 26-50				RPI 51-100				Team's RPI: 92				RPI 101+			
RPI	S	Opponent	Score	RPI	S	Opponent	Score	RPI	S	Opponent	Score	RPI	S	Opponent	Score	RPI	S	Opponent	Score
3	N	Bayl or	46 67	33	H	DePaul	64 69	68	A	Crei ghton	38 65	111	A	Provi dence	68 52				
8	H	NC State	65 76	38	N	Buffal o	64 73	80	H	Pi ttsburgh	70 41	132	H	Fordham	58 38				
12	H	Marquette	62 72	47	A	James Madi son	57 69					140	H	VCU	45 47				
16	H	Butler	50 59									165	H	Xavi er	68 61				
												204	A	Ri der	79 49				
												252	H	UMES	74 55				
												285	A	Ri chmond	73 53				
												310	H	Loyol a Maryl and	45 30				
LAST 12 Di vi si on I GAMES:																			
12	H	Marquette	62 72	111	A	Provi dence	68 52												
33	H	DePaul	64 69	16	H	Butler	50 59												
68	A	Crei ghton	38 65	165	H	Xavi er	68 61												
132	H	Fordham	58 38	204	A	Ri der	79 49												
3	N	Bayl or	46 67	8	H	NC State	65 76												
38	N	Buffal o	64 73	140	H	VCU	45 47												

Non-Div I Games:

Georgetown

Average RPI	Win:	230	WON-LOST	WINNING	LAST 10	STRENGTH OF	OPP. STRENGTH	TEAM	ADJ.	CONF.	ADJ CONF.
Average RPI	Loss:	28	RECORD	PCT. RANK	GAMES	SCHEDULE	OF SCHEDULE	RPI	RPI	RPI	RPI
DIV. I ONLY		12- 5		71	8-2	172	103	89	89	6	6
DIV. I NON-CONF.		9- 4		85	0- 0	274	190	158	158	6	6
-----											
TOTALS	RPI 1-25		RPI 26-50		W-L RECORDS	RPI 51-100		RPI 101-150		RPI 150+	
12- 5	0- 2		1- 3		OVERALL	1- 0		0- 0		10- 0	
10- 0	0- 0		1- 0		HOME	1- 0		0- 0		8- 0	
1- 4	0- 1		0- 3		AWAY	0- 0		0- 0		1- 0	
1- 1	0- 1		0- 0		NEUTRAL	0- 0		0- 0		1- 0	
9- 4	0- 1		0- 3		NON-CONFERENCE	0- 0		0- 0		9- 0	
8- 0	0- 0		0- 0		HOME	0- 0		0- 0		8- 0	
0- 3	0- 0		0- 3		AWAY	0- 0		0- 0		0- 0	
1- 1	0- 1		0- 0		NEUTRAL	0- 0		0- 0		1- 0	
3- 1	0- 1		1- 0		CONFERENCE	1- 0		0- 0		1- 0	
2- 0	0- 0		1- 0		HOME	1- 0		0- 0		0- 0	
1- 1	0- 1		0- 0		AWAY	0- 0		0- 0		1- 0	
0- 0	0- 0		0- 0		NEUTRAL	0- 0		0- 0		0- 0	

RPI 1-25				RPI 26-50				RPI 51-100				RPI 101+			
RPI	S	Opponent	Score	RPI	S	Opponent	Score	RPI	S	Opponent	Score	RPI	S	Opponent	Score
9	A	Mississippi St.	71 80	30	H	Tennessee	66 62	52	H	LSU	63 50	174	A	Vanderbilt	71 64
20	N	Maryland	51 58	32	A	Georgia Tech	53 63					175	H	Mercer	67 60
				40	A	UCLA	69 80					222	H	St. Bonaventure	67 40
				41	A	Villanova	56 62					238	H	Furman	61 38
												276	H	Winthrop	85 39
												284	H	Ga. Southern	81 38
												319	H	Presbyterian	83 59
												321	N	Morgan St.	60 33
												328	H	Lipscomb	77 45
												340	H	Charleston So.	83 75
-----															
LAST 12 Division I GAMES:															
30	H	Tennessee	66 62	52	H	LSU	63 50	319	H	Presbyterian	83 59	284	H	Ga. Southern	81 38
9	A	Mississippi St.	71 80									328	H	Lipscomb	77 45
174	A	Vanderbilt	71 64					41	A	Villanova	56 62				
340	H	Charleston So.	83 75					238	H	Furman	61 38				
175	H	Mercer	67 60												
20	N	Maryland	51 58												

Non-Div I Games:

Georgia

Average RPI Win: 281

Average RPI Loss: 121

WON-LOST  
RECORDWINNING  
PCT. RANKLAST 10  
GAMESSTRENGTH OF  
SCHEDULEOPP. STRENGTH  
OF SCHEDULETEAM  
RPIADJ.  
RPICONF.  
RPIADJ CONF.  
RPIDIV. I ONLY  
DIV. I NON-CONF.8- 7  
6- 5150  
1435-5  
0- 0236  
241282  
274185  
191185  
19115  
1515  
15

TOTALS

RPI 1-25

RPI 26-50

W-L RECORDS

RPI 51-100

RPI 101-150

RPI 150+

8- 7

0- 0

0- 2

OVERALL

0- 1

1- 2

7- 2

5- 2

0- 0

0- 1

HOME

0- 0

1- 1

4- 0

3- 5

0- 0

0- 1

AWAY

0- 1

0- 1

3- 2

0- 0

0- 0

0- 0

NEUTRAL

0- 0

0- 0

0- 0

6- 5

0- 0

0- 2

NON-CONFERENCE

0- 1

0- 1

6- 1

4- 1

0- 0

0- 1

HOME

0- 0

0- 0

4- 0

2- 4

0- 0

0- 1

AWAY

0- 1

0- 1

2- 1

0- 0

0- 0

0- 0

NEUTRAL

0- 0

0- 0

0- 0

2- 2

0- 0

0- 0

CONFERENCE

0- 0

1- 1

1- 1

1- 1

0- 0

0- 0

HOME

0- 0

1- 1

0- 0

1- 1

0- 0

0- 0

AWAY

0- 0

0- 0

1- 1

0- 0

0- 0

0- 0

NEUTRAL

0- 0

0- 0

0- 0

RPI 1-25

RPI 26-50

RPI 51-100

RPI 101+

Team's RPI: 185

RPI S Opponent Score

RPI S Opponent Score

RPI S Opponent Score

RPI S Opponent Score

27 A Florida St. 43 79  
32 H Georgia Tech 71 78

63 A Middle Tenn. 54 69

114 A Rice 49 66  
124 H UT Arlington 50 48  
146 H Texas St. 60 69  
192 A Jacksonville St. 56 61  
249 H Bethune-Cookman 62 57  
270 A Louisiana 54 57  
283 A Fla. Atlantic 75 59  
296 H Kennesaw St. 79 73  
312 A La. -Monroe 56 41  
314 A FIU 67 61  
323 H UNC Greensboro 70 63  
348 H N. C. Central 65 54

LAST 12 Division I GAMES:

312 A La. -Monroe 56 41  
270 A Louisiana 54 57  
146 H Texas St. 60 69  
32 H Georgia Tech 71 78  
63 A Middle Tenn. 54 69  
114 A Rice 49 66124 H UT Arlington 50 48  
27 A Florida St. 43 79  
249 H Bethune-Cookman 62 57  
348 H N. C. Central 65 54  
192 A Jacksonville St. 56 61  
296 H Kennesaw St. 79 73

Georgia St.

Average RPI Win:	166	WON-LOST	WINNING	LAST 10	STRENGTH OF	OPP. STRENGTH	TEAM	ADJ.	CONF.	ADJ CONF.
Average RPI Loss:	48	RECORD	PCT. RANK	GAMES	SCHEDULE	OF SCHEDULE	RPI	RPI	RPI	RPI
DIV. I ONLY	12- 5	71	7-3	48	46	32	32	1	1	
DIV. I NON-CONF.	10- 3	59	0- 0	140	140	56	56	1	1	
-----										
TOTALS	RPI 1-25	RPI 26-50	W-L RECORDS	RPI 51-100	RPI 101-150	RPI 150+				
12- 5	0- 3	1- 0	OVERALL	3- 1	2- 1	6- 0				
7- 1	0- 1	1- 0	HOME	1- 0	1- 0	4- 0				
2- 3	0- 2	0- 0	AWAY	1- 0	0- 1	1- 0				
3- 1	0- 0	0- 0	NEUTRAL	1- 1	1- 0	1- 0				
10- 3	0- 1	0- 0	NON-CONFERENCE	2- 1	2- 1	6- 0				
6- 0	0- 0	0- 0	HOME	1- 0	1- 0	4- 0				
1- 2	0- 1	0- 0	AWAY	0- 0	0- 1	1- 0				
3- 1	0- 0	0- 0	NEUTRAL	1- 1	1- 0	1- 0				
2- 2	0- 2	1- 0	CONFERENCE	1- 0	0- 0	0- 0				
1- 1	0- 1	1- 0	HOME	0- 0	0- 0	0- 0				
1- 1	0- 1	0- 0	AWAY	1- 0	0- 0	0- 0				
0- 0	0- 0	0- 0	NEUTRAL	0- 0	0- 0	0- 0				

RPI 1-25				RPI 26-50				Team's RPI: 32				RPI 51-100				RPI 101+			
RPI	S	Opponent	Score	RPI	S	Opponent	Score	RPI	S	Opponent	Score	RPI	S	Opponent	Score	RPI	S	Opponent	Score
1	H	Notre Dame	55 76	39	H	Duke	70 64	79	A	Boston College	81 76	106	N	Idaho St.	74 51				
6	A	Louisville	44 61					88	N	Seton Hall	84 73	107	H	Appalachian St.	71 53				
20	A	Maryland	54 67					89	H	Georgia	63 53	118	A	Houston	89 95				
								94	N	Dayton	66 85	182	N	George Washington	70 55				
												185	A	Georgia St.	78 71				
												248	H	Wofford	81 40				
												261	H	Alabama St.	69 42				
												296	H	Kennesaw St.	60 35				
												316	H	Western Caro.	84 49				
LAST 12 Division I GAMES:																			
6	A	Louisville	44 61	79	A	Boston College	81 76	248	H	Wofford	81 40								
39	H	Duke	70 64	94	N	Dayton	66 85	88	N	Seton Hall	84 73								
1	H	Notre Dame	55 76	88	N	Seton Hall	84 73	296	H	Kennesaw St.	60 35								
185	A	Georgia St.	78 71	261	H	Alabama St.	69 42												
20	A	Maryland	54 67																
106	N	Idaho St.	74 51																

Non-Div I Games:

Georgia Tech

Average RPI Win: 118

Average RPI Loss: 1

WON-LOST  
RECORDWINNING  
PCT. RANKLAST 10  
GAMESSTRENGTH OF  
SCHEDULEOPP. STRENGTH  
OF SCHEDULETEAM  
RPIADJ.  
RPICONF.  
RPIADJ CONF.  
RPIDIV. I ONLY  
DIV. I NON-CONF.16- 1  
11- 13  
1310-0  
1- 045  
584  
310  
1110  
117  
77  
7

TOTALS

RPI 1-25

RPI 26-50

W-L RECORDS

RPI 51-100

RPI 101-150

RPI 150+

16- 1

2- 1

0- 0

OVERALL

3- 0

6- 0

5- 0

9- 0

1- 0

0- 0

HOME

3- 0

3- 0

2- 0

5- 0

0- 0

0- 0

AWAY

0- 0

2- 0

3- 0

2- 1

1- 1

0- 0

NEUTRAL

0- 0

1- 0

0- 0

11- 1

2- 1

0- 0

NON-CONFERENCE

1- 0

4- 0

4- 0

6- 0

1- 0

0- 0

HOME

1- 0

2- 0

2- 0

3- 0

0- 0

0- 0

AWAY

0- 0

1- 0

2- 0

2- 1

1- 1

0- 0

NEUTRAL

0- 0

1- 0

0- 0

5- 0

0- 0

0- 0

CONFERENCE

2- 0

2- 0

1- 0

3- 0

0- 0

0- 0

HOME

2- 0

1- 0

0- 0

2- 0

0- 0

0- 0

AWAY

0- 0

1- 0

1- 0

0- 0

0- 0

0- 0

NEUTRAL

0- 0

0- 0

0- 0

RPI 1-25

Team's RPI: 10

RPI 26-50

RPI 51-100

RPI 101+

RPI	S	Opponent	Score
1	N	Notre Dame	65 81
2	H	Stanford	79 73
17	N	Rutgers	57 40

RPI	S	Opponent	Score
-----	---	----------	-------

RPI	S	Opponent	Score
53	H	Saint Mary's (CA)	74 62
74	H	Pacific	88 65
98	H	Washington St.	76 53

RPI	S	Opponent	Score
104	N	Western Ky.	76 55
106	H	Idaho St.	70 51
110	H	Idaho	88 51
128	A	Loyola Marymount	78 53
142	A	Missouri St.	70 67
143	H	Portland	97 71
152	H	Montana	76 52
168	A	Pepperdine	79 54
173	H	Colorado St.	50 39
188	A	Eastern Wash.	63 51
232	A	UNLV	70 59

LAST 12 Division I GAMES:

104	N	Western Ky.	76 55	74	H	Pacific	88 65
17	N	Rutgers	57 40	53	H	Saint Mary's (CA)	74 62
143	H	Portland	97 71	168	A	Pepperdine	79 54
98	H	Washington St.	76 53	128	A	Loyola Marymount	78 53
2	H	Stanford	79 73	110	H	Idaho	88 51
173	H	Colorado St.	50 39	142	A	Missouri St.	70 67

Average RPI Win:	225	WON-LOST	WINNING	LAST 10	STRENGTH OF	OPP. STRENGTH	TEAM	ADJ.	CONF.	ADJ CONF.
Average RPI Loss:	126	RECORD	PCT. RANK	GAMES	SCHEDULE	OF SCHEDULE	RPI	RPI	RPI	RPI
DIV. I ONLY	6- 10	237	5-5	156	171	180	180	29	29	
DIV. I NON-CONF.	3- 9	271	0- 0	45	127	178	178	26	26	
-----										
TOTALS	RPI 1-25	RPI 26-50	W-L RECORDS	RPI 51-100	RPI 101-150	RPI 150+				
6- 10	1- 1	0- 0	OVERALL	0- 3	1- 3	4- 3				
2- 1	0- 0	0- 0	HOME	0- 0	0- 0	2- 1				
2- 8	0- 0	0- 0	AWAY	0- 3	0- 3	2- 2				
2- 1	1- 1	0- 0	NEUTRAL	0- 0	1- 0	0- 0				
3- 9	1- 1	0- 0	NON-CONFERENCE	0- 3	1- 3	1- 2				
1- 0	0- 0	0- 0	HOME	0- 0	0- 0	1- 0				
0- 8	0- 0	0- 0	AWAY	0- 3	0- 3	0- 2				
2- 1	1- 1	0- 0	NEUTRAL	0- 0	1- 0	0- 0				
3- 1	0- 0	0- 0	CONFERENCE	0- 0	0- 0	3- 1				
1- 1	0- 0	0- 0	HOME	0- 0	0- 0	1- 1				
2- 0	0- 0	0- 0	AWAY	0- 0	0- 0	2- 0				
0- 0	0- 0	0- 0	NEUTRAL	0- 0	0- 0	0- 0				

RPI 1-25				RPI 26-50				RPI 51-100				RPI 101+ Team's RPI: 180			
RPI	S	Opponent	Score	RPI	S	Opponent	Score	RPI	S	Opponent	Score	RPI	S	Opponent	Score
19	N	Indiana	65 62					51	A	Auburn	48 97	119	A	Alabama	55 73
23	N	South Dakota	53 67					55	A	Kansas	45 76	124	A	UT Arlington	54 78
								73	A	Oklahoma St.	40 86	128	N	Loyola Marymount	62 61
												141	A	South Fla.	50 67
												169	H	Southern U.	81 86
												233	A	Southern Miss.	47 68
												256	A	Alabama A&M	63 51
												261	A	Alabama St.	80 72
												269	A	Wichita St.	61 70
												335	H	McNeese	75 51
												351	H	Alcorn	61 56
LAST 12 Division I GAMES:															
351	H	Alcorn	61 56	261	A	Alabama St.	80 72								
169	H	Southern U.	81 86	73	A	Oklahoma St.	40 86								
256	A	Alabama A&M	63 51	128	N	Loyola Marymount	62 61								
269	A	Wichita St.	61 70	19	N	Indiana	65 62								
55	A	Kansas	45 76	23	N	South Dakota	53 67								
119	A	Alabama	55 73	141	A	South Fla.	50 67								

Non-Div I Games:

Grambling

■ Loss, 
 ■ Non-Conf, 
 ■ S Site, 
 ■ H Home 
 ■ A Away 
 N Neutral

## Grand Canyon

Through Games Of Jan. 16, 2019

Average RPI	Win:	298	WON-LOST	WINNING	LAST 10	STRENGTH OF	OPP. STRENGTH	TEAM	ADJ.	CONF.	ADJ CONF.
Average RPI	Loss:	198	RECORD	PCT. RANK	GAMES	SCHEDULE	OF SCHEDULE	RPI	RPI	RPI	RPI
DIV. I ONLY		4- 10		275	3-7	328	294	334	334	30	30
DIV. I NON-CONF.		2- 8		293	0- 0	317	289	343	343	30	30
-----											
TOTALS	RPI 1-25		RPI 26-50		W-L RECORDS	RPI 51-100		RPI 101-150		RPI 150+	
4- 10	0- 0		0- 0		OVERALL	0- 0		0- 2		4- 8	
3- 4	0- 0		0- 0		HOME	0- 0		0- 2		3- 2	
1- 6	0- 0		0- 0		AWAY	0- 0		0- 0		1- 6	
0- 0	0- 0		0- 0		NEUTRAL	0- 0		0- 0		0- 0	
2- 8	0- 0		0- 0		NON-CONFERENCE	0- 0		0- 2		2- 6	
2- 3	0- 0		0- 0		HOME	0- 0		0- 2		2- 1	
0- 5	0- 0		0- 0		AWAY	0- 0		0- 0		0- 5	
0- 0	0- 0		0- 0		NEUTRAL	0- 0		0- 0		0- 0	
2- 2	0- 0		0- 0		CONFERENCE	0- 0		0- 0		2- 2	
1- 1	0- 0		0- 0		HOME	0- 0		0- 0		1- 1	
1- 1	0- 0		0- 0		AWAY	0- 0		0- 0		1- 1	
0- 0	0- 0		0- 0		NEUTRAL	0- 0		0- 0		0- 0	

RPI 1-25				RPI 26-50				RPI 51-100				RPI 101+ Team's RPI: 334			
RPI	S	Opponent	Score	RPI	S	Opponent	Score	RPI	S	Opponent	Score	RPI	S	Opponent	Score
												144	H	Portland St.	55 60
												145	H	Indiana St.	81 88
												152	H	Montana	47 69
												156	A	UNCW	55 77
												159	A	Santa Clara	55 75
												183	H	New Mexico St.	54 51
												201	A	East Carolina	47 59
												212	A	Long Beach St.	50 57
												236	H	UTRGV	50 66
												258	A	Utah Valley	46 57
												313	A	UC Santa Barbara	55 66
												322	H	Incarntate Word	74 63
												336	A	Seattle U	74 73
												350	H	LIU Brooklyn	65 62
LAST 12 Division I GAMES:															
				236	H	UTRGV	50 66	258	A	Utah Valley	46 57				
				183	H	New Mexico St.	54 51	159	A	Santa Clara	55 75				
				336	A	Seattle U	74 73	212	A	Long Beach St.	50 57				
				350	H	LIU Brooklyn	65 62	144	H	Portland St.	55 60				
				145	H	Indiana St.	81 88	152	H	Montana	47 69				
				156	A	UNCW	55 77	313	A	UC Santa Barbara	55 66				

Non-Div I Games:

Grand Canyon

■ Loss, 
 ■ Non-Conf, S Site, 
 ■ Home 
 ■ Away 
 N Neutral



Average RPI Win:	152	WON-LOST	WINNING	LAST 10	STRENGTH OF	OPP. STRENGTH	TEAM	ADJ.	CONF.	ADJ CONF.
Average RPI Loss:	41	RECORD	PCT. RANK	GAMES	SCHEDULE	OF SCHEDULE	RPI	RPI	RPI	RPI
DIV. I ONLY	8- 6	126	6-4	33	50	42	42	19	19	
DIV. I NON-CONF.	4- 5	190	0- 0	6	10	38	38	18	18	
-----										
TOTALS	RPI 1-25	RPI 26-50	W-L RECORDS	RPI 51-100	RPI 101-150	RPI 150+				
8- 6	0- 2	1- 2	OVERALL	2- 2	1- 0	4- 0				
5- 1	0- 0	0- 0	HOME	2- 1	1- 0	2- 0				
3- 5	0- 2	1- 2	AWAY	0- 1	0- 0	2- 0				
0- 0	0- 0	0- 0	NEUTRAL	0- 0	0- 0	0- 0				
4- 5	0- 2	1- 2	NON-CONFERENCE	2- 1	0- 0	1- 0				
3- 1	0- 0	0- 0	HOME	2- 1	0- 0	1- 0				
1- 4	0- 2	1- 2	AWAY	0- 0	0- 0	0- 0				
0- 0	0- 0	0- 0	NEUTRAL	0- 0	0- 0	0- 0				
4- 1	0- 0	0- 0	CONFERENCE	0- 1	1- 0	3- 0				
2- 0	0- 0	0- 0	HOME	0- 0	1- 0	1- 0				
2- 1	0- 0	0- 0	AWAY	0- 1	0- 0	2- 0				
0- 0	0- 0	0- 0	NEUTRAL	0- 0	0- 0	0- 0				

RPI 1-25				RPI 26-50				RPI 51-100				RPI 101+			
RPI	S	Opponent	Score	RPI	S	Opponent	Score	RPI	S	Opponent	Score	RPI	S	Opponent	Score
12	A	Marquette	54 80	26	A	South Dakota St.	47 77	71	H	Northwestern	55 57	126	H	Youngstown St.	60 42
23	A	South Dakota	49 55	33	A	DePaul	64 73	83	A	Wright St.	67 85	153	H	Wisconsin	55 46
				35	A	Missouri	56 49	93	H	Maine	70 39	184	A	Milwaukee	76 62
								94	H	Dayton	51 35	259	H	Cleveland St.	62 53
												273	A	Northern Ky.	81 61
-----															
LAST 12 Division I GAMES:															
				126	H	Youngstown St.	60 42	83	A	Wright St.	67 85				
				259	H	Cleveland St.	62 53	184	A	Milwaukee	76 62				
				273	A	Northern Ky.	81 61	12	A	Marquette	54 80				
				94	H	Dayton	51 35	153	H	Wisconsin	55 46				
				93	H	Maine	70 39	23	A	South Dakota	49 55				
				35	A	Missouri	56 49	26	A	South Dakota St.	47 77				

Non-Div I Games: Wis.-Parkside 81 32

Green Bay

Average RPI Win:	226	WON-LOST	WINNING	LAST 10	STRENGTH OF	OPP. STRENGTH	TEAM	ADJ.	CONF.	ADJ CONF.
Average RPI Loss:	156	RECORD	PCT. RANK	GAMES	SCHEDULE	OF SCHEDULE	RPI	RPI	RPI	RPI
DIV. I ONLY	7- 7	171	5-5	287	142	216	216	28	28	
DIV. I NON-CONF.	3- 7	256	0- 1	234	76	269	269	29	29	
-----										
TOTALS	RPI 1-25	RPI 26-50	W-L RECORDS	RPI 51-100	RPI 101-150	RPI 150+				
7- 7	0- 1	1- 0	OVERALL	0- 1	1- 1	5- 4				
4- 2	0- 0	1- 0	HOME	0- 0	1- 1	2- 1				
3- 3	0- 1	0- 0	AWAY	0- 0	0- 0	3- 2				
0- 2	0- 0	0- 0	NEUTRAL	0- 1	0- 0	0- 1				
3- 7	0- 1	1- 0	NON-CONFERENCE	0- 1	0- 1	2- 4				
2- 2	0- 0	1- 0	HOME	0- 0	0- 1	1- 1				
1- 3	0- 1	0- 0	AWAY	0- 0	0- 0	1- 2				
0- 2	0- 0	0- 0	NEUTRAL	0- 1	0- 0	0- 1				
4- 0	0- 0	0- 0	CONFERENCE	0- 0	1- 0	3- 0				
2- 0	0- 0	0- 0	HOME	0- 0	1- 0	1- 0				
2- 0	0- 0	0- 0	AWAY	0- 0	0- 0	2- 0				
0- 0	0- 0	0- 0	NEUTRAL	0- 0	0- 0	0- 0				

RPI 1-25				RPI 26-50				RPI 51-100				RPI 101+				Team's RPI: 216
RPI	S	Opponent	Score	RPI	S	Opponent	Score	RPI	S	Opponent	Score	RPI	S	Opponent	Score	
8	A	NC State	51 83	47	H	James Madison	72 65	72	N	SFA	68 70	134	H	Chattanooga	50 58	
												149	H	Radford	68 54	
												187	H	Elon	62 77	
												193	A	Cornell	53 79	
												200	A	UNC Asheville	61 58	
												213	H	Samford	64 57	
												243	N	Sacramento St.	61 65	
												255	A	Columbia	63 88	
												283	A	Fla. Atlantic	72 68	
												340	A	Charleston So.	74 66	
												347	H	Longwood	66 40	
LAST 12 Division I GAMES:																
243	N	Sacramento St.	61 65	200	A	UNC Asheville	61 58									
347	H	Longwood	66 40	340	A	Charleston So.	74 66									
149	H	Radford	68 54	255	A	Columbia	63 88									
187	H	Elon	62 77	193	A	Cornell	53 79									
213	H	Samford	64 57	72	N	SFA	68 70									
47	H	James Madison	72 65	8	A	NC State	51 83									

Non-Div I Games: Mid-Atlantic Christ.115 48

Hampton

Average RPI	Win: 221	WON-LOST	WINNING	LAST 10	STRENGTH OF	OPP. STRENGTH	TEAM	ADJ.	CONF.	ADJ CONF.
Average RPI	Loss: 62	RECORD	PCT. RANK	GAMES	SCHEDULE	OF SCHEDULE	RPI	RPI	RPI	RPI
DIV. I ONLY	11- 7	112	8-2	87	166	95	95	23	23	
DIV. I NON-CONF.	7- 7	162	0- 1	104	110	124	124	24	24	
-----										
TOTALS	RPI 1-25	RPI 26-50	W-L RECORDS	RPI 51-100	RPI 101-150	RPI 150+				
11- 7	0- 1	0- 3	OVERALL	2- 2	1- 0	8- 1				
6- 2	0- 0	0- 1	HOME	2- 1	0- 0	4- 0				
5- 3	0- 0	0- 2	AWAY	0- 1	1- 0	4- 0				
0- 2	0- 1	0- 0	NEUTRAL	0- 0	0- 0	0- 1				
7- 7	0- 1	0- 3	NON-CONFERENCE	1- 2	0- 0	6- 1				
4- 2	0- 0	0- 1	HOME	1- 1	0- 0	3- 0				
3- 3	0- 0	0- 2	AWAY	0- 1	0- 0	3- 0				
0- 2	0- 1	0- 0	NEUTRAL	0- 0	0- 0	0- 1				
4- 0	0- 0	0- 0	CONFERENCE	1- 0	1- 0	2- 0				
2- 0	0- 0	0- 0	HOME	1- 0	0- 0	1- 0				
2- 0	0- 0	0- 0	AWAY	0- 0	1- 0	1- 0				
0- 0	0- 0	0- 0	NEUTRAL	0- 0	0- 0	0- 0				

RPI 1-25				RPI 26-50				RPI 51-100				RPI 101+			
RPI	S	Opponent	Score	RPI	S	Opponent	Score	RPI	S	Opponent	Score	RPI	S	Opponent	Score
6	N	Louisville	69 86	31	H	Michigan St.	66 74	54	A	New Mexico	65 72	133	A	Stony Brook	64 36
				41	A	Villanova	41 59	70	H	Harvard	73 60	158	H	William & Mary	50 45
				48	A	Miami (FL)	62 75	87	H	Princeton	38 75	166	N	Southern Ill.	50 72
								93	H	Maine	49 46	176	A	Rhode Island	65 51
												280	H	Bryant	67 57
												295	H	Vermont	61 32
												302	A	Central Conn. St.	54 52
												303	A	UMBC	66 52
												305	A	NJIT	84 53
												321	H	Morgan St.	80 59
-----															
LAST 12 Division I GAMES:															
				54	A	New Mexico	65 72	295	H	Vermont	61 32				
				48	A	Miami (FL)	62 75	303	A	UMBC	66 52				
				93	H	Maine	49 46	133	A	Stony Brook	64 36				
				31	H	Michigan St.	66 74	305	A	NJIT	84 53				
				176	A	Rhode Island	65 51	302	A	Central Conn. St.	54 52				
				280	H	Bryant	67 57	87	H	Princeton	38 75				

Non-Div I Games:

Hartford

Average RPI	Win:	182	WON-LOST	WINNING	LAST 10	STRENGTH OF	OPP. STRENGTH	TEAM	ADJ.	CONF.	ADJ CONF.
Average RPI	Loss:	54	RECORD	PCT. RANK	GAMES	SCHEDULE	OF SCHEDULE	RPI	RPI	RPI	RPI
DIV. I ONLY		7- 6		147	6-4	51	36	70	70	11	11
DIV. I NON-CONF.		7- 6		153	1- 0	50	26	68	68	12	12
-----											
TOTALS	RPI 1-25		RPI 26-50		W-L RECORDS	RPI 51-100		RPI 101-150		RPI 150+	
7- 6	1- 2		0- 1		OVERALL	0- 3		0- 0		6- 0	
2- 3	0- 1		0- 0		HOME	0- 2		0- 0		2- 0	
4- 3	1- 1		0- 1		AWAY	0- 1		0- 0		3- 0	
1- 0	0- 0		0- 0		NEUTRAL	0- 0		0- 0		1- 0	
7- 6	1- 2		0- 1		NON-CONFERENCE	0- 3		0- 0		6- 0	
2- 3	0- 1		0- 0		HOME	0- 2		0- 0		2- 0	
4- 3	1- 1		0- 1		AWAY	0- 1		0- 0		3- 0	
1- 0	0- 0		0- 0		NEUTRAL	0- 0		0- 0		1- 0	
0- 0	0- 0		0- 0		CONFERENCE	0- 0		0- 0		0- 0	
0- 0	0- 0		0- 0		HOME	0- 0		0- 0		0- 0	
0- 0	0- 0		0- 0		AWAY	0- 0		0- 0		0- 0	
0- 0	0- 0		0- 0		NEUTRAL	0- 0		0- 0		0- 0	

RPI 1-25				RPI 26-50				RPI 51-100				Team's RPI : 70				RPI 101+			
RPI	S	Opponent	Score	RPI	S	Opponent	Score	RPI	S	Opponent	Score	RPI	S	Opponent	Score	RPI	S	Opponent	Score
1	A	Notre Dame	58 103	45	A	Purdue	65 66	75	H	Qui nni pi ac	67 72	162	H	Boston U.	67 47				
17	H	Rutgers	49 60					93	H	Mai ne	60 67	163	A	CSUN	75 55				
22	A	Cal i forni a	85 79					95	A	Hartford	60 73	176	A	Rhode Isl and	80 47				
												192	N	Jacksonville St.	69 62				
												271	H	La Salle	88 43				
												286	A	Si ena	73 54				
-----																			
LAST 12 Divisi on I GAMES:																			
163	A	CSUN	75 55	162	H	Boston U.	67 47												
22	A	Cal i forni a	85 79	17	H	Rutgers	49 60												
176	A	Rhode Isl and	80 47	93	H	Mai ne	60 67												
286	A	Si ena	73 54	75	H	Qui nni pi ac	67 72												
271	H	La Salle	88 43	192	N	Jacksonville St.	69 62												
45	A	Purdue	65 66	95	A	Hartford	60 73												

Non-Div I Games:

Harvard

Average RPI Win: 204  
Average RPI Loss: 146

WON-LOST  
RECORD

WINNING  
PCT. RANK

LAST 10  
GAMES

STRENGTH OF  
SCHEDULE

OPP. STRENGTH  
OF SCHEDULE

TEAM  
RPI

ADJ.  
RPI

CONF.  
RPI

ADJ CONF.  
RPI

DIV. I ONLY	4- 10	275	4-6	162	140	262	262	22	22
DIV. I NON-CONF.	3- 9	271	0- 1	201	84	278	278	21	21
-----									
TOTALS	RPI 1-25	RPI 26-50	W-L RECORDS	RPI 51-100	RPI 101-150	RPI 150+			
4- 10	0- 1	0- 1	OVERALL	0- 1	2- 1	2- 6			
3- 5	0- 1	0- 0	HOME	0- 1	2- 1	1- 2			
1- 4	0- 0	0- 0	AWAY	0- 0	0- 0	1- 4			
0- 1	0- 0	0- 1	NEUTRAL	0- 0	0- 0	0- 0			
3- 9	0- 1	0- 1	NON-CONFERENCE	0- 1	1- 1	2- 5			
2- 5	0- 1	0- 0	HOME	0- 1	1- 1	1- 2			
1- 3	0- 0	0- 0	AWAY	0- 0	0- 0	1- 3			
0- 1	0- 0	0- 1	NEUTRAL	0- 0	0- 0	0- 0			
1- 1	0- 0	0- 0	CONFERENCE	0- 0	1- 0	0- 1			
1- 0	0- 0	0- 0	HOME	0- 0	1- 0	0- 0			
0- 1	0- 0	0- 0	AWAY	0- 0	0- 0	0- 1			
0- 0	0- 0	0- 0	NEUTRAL	0- 0	0- 0	0- 0			

RPI 1-25				RPI 26-50				RPI 51-100				RPI 101+ Team's RPI: 262			
RPI	S	Opponent	Score	RPI	S	Opponent	Score	RPI	S	Opponent	Score	RPI	S	Opponent	Score
2	H	Stanford	59 81	44	N	Utah	48 73	77	H	FGCU	67 73	110	H	Idaho	69 61
												137	H	UC Davis	65 60
												143	H	Portland	65 72
												151	H	American	57 69
												168	H	Pepperdine	64 65
												197	A	San Diego St.	57 58
												207	A	Cal St. Fullerton	68 72
												227	A	San Diego	50 58
												232	A	UNLV	66 61
												245	A	Nevada	78 79
												336	H	Seattle U	67 51
-----															
LAST 12 Division I GAMES:															
				44	N	Utah	48 73	245	A	Nevada	78 79				
				137	H	UC Davis	65 60	232	A	UNLV	66 61				
				207	A	Cal St. Fullerton	68 72	110	H	Idaho	69 61				
				336	H	Seattle U	67 51	2	H	Stanford	59 81				
				143	H	Portland	65 72	77	H	FGCU	67 73				
				227	A	San Diego	50 58	151	H	American	57 69				

Non-Div I Games: Hawai i Paci fic 66 51

Hawai i

Loss, Non-Conf, S Site, H Home A Away N Neutral

Average RPI	Win:	277	WON-LOST	WINNING	LAST 10	STRENGTH OF	OPP. STRENGTH	TEAM	ADJ.	CONF.	ADJ CONF.
Average RPI	Loss:	90	RECORD	PCT. RANK	GAMES	SCHEDULE	OF SCHEDULE	RPI	RPI	RPI	RPI
DIV. I ONLY		8- 5		110	8-2	257	262	154	154	28	28
DIV. I NON-CONF.		5- 4		139	0- 0	217	217	156	156	29	29
-----											
TOTALS	RPI 1-25		RPI 26-50		W-L RECORDS	RPI 51-100		RPI 101-150		RPI 150+	
8- 5	0- 0		0- 2		OVERALL	0- 1		0- 2		8- 0	
5- 0	0- 0		0- 0		HOME	0- 0		0- 0		5- 0	
3- 5	0- 0		0- 2		AWAY	0- 1		0- 2		3- 0	
0- 0	0- 0		0- 0		NEUTRAL	0- 0		0- 0		0- 0	
5- 4	0- 0		0- 2		NON-CONFERENCE	0- 1		0- 1		5- 0	
4- 0	0- 0		0- 0		HOME	0- 0		0- 0		4- 0	
1- 4	0- 0		0- 2		AWAY	0- 1		0- 1		1- 0	
0- 0	0- 0		0- 0		NEUTRAL	0- 0		0- 0		0- 0	
3- 1	0- 0		0- 0		CONFERENCE	0- 0		0- 1		3- 0	
1- 0	0- 0		0- 0		HOME	0- 0		0- 0		1- 0	
2- 1	0- 0		0- 0		AWAY	0- 0		0- 1		2- 0	
0- 0	0- 0		0- 0		NEUTRAL	0- 0		0- 0		0- 0	

RPI	S	Opponent	Score	RPI	S	Opponent	Score	RPI	S	Opponent	Score	RPI	S	Opponent	Score	Team's RPI: 154
29	A	Kentucky	49	71	97	A	Miami (OH)	55	68	130	A	Davidsen	62	71		
43	A	Clemson	64	83						149	A	Radford	58	80		
										151	H	American	66	61		
										210	A	Gardner-Webb	78	61		
										257	A	ETSU	73	65		
										278	H	Norfolk St.	83	51		
										319	H	Presbyterian	79	40		
										323	H	UNC Greensboro	82	75		
										327	A	USC Upstate	87	61		
										348	H	N.C. Central	80	69		
-----																
LAST 12 Division I GAMES:																
210	A	Gardner-Webb	78	61	327	A	USC Upstate	87	61							
319	H	Presbyterian	79	40	257	A	ETSU	73	65							
149	A	Radford	58	80	151	H	American	66	61							
130	A	Davidsen	62	71	278	H	Norfolk St.	83	51							
97	A	Miami (OH)	55	68	43	A	Clemson	64	83							
29	A	Kentucky	49	71	323	H	UNC Greensboro	82	75							

Non-Div I Games: Greensboro 102 50 Mars Hill 86 36

High Point

Average RPI	Win:	276	WON-LOST	WINNING	LAST 10	STRENGTH OF	OPP. STRENGTH	TEAM	ADJ.	CONF.	ADJ CONF.
Average RPI	Loss:	157	RECORD	PCT. RANK	GAMES	SCHEDULE	OF SCHEDULE	RPI	RPI	RPI	RPI
DIV. I ONLY		5- 10		248	4-6	186	304	235	235	10	10
DIV. I NON-CONF.		5- 6		177	0- 0	254	329	225	225	13	13
-----											
TOTALS	RPI 1-25		RPI 26-50		W-L RECORDS	RPI 51-100		RPI 101-150		RPI 150+	
5- 10	0- 0		0- 1		OVERALL	0- 2		0- 2		5- 5	
1- 4	0- 0		0- 0		HOME	0- 0		0- 0		1- 4	
3- 4	0- 0		0- 1		AWAY	0- 1		0- 1		3- 1	
1- 2	0- 0		0- 0		NEUTRAL	0- 1		0- 1		1- 0	
5- 6	0- 0		0- 0		NON-CONFERENCE	0- 1		0- 2		5- 3	
1- 2	0- 0		0- 0		HOME	0- 0		0- 0		1- 2	
3- 2	0- 0		0- 0		AWAY	0- 0		0- 1		3- 1	
1- 2	0- 0		0- 0		NEUTRAL	0- 1		0- 1		1- 0	
0- 4	0- 0		0- 1		CONFERENCE	0- 1		0- 0		0- 2	
0- 2	0- 0		0- 0		HOME	0- 0		0- 0		0- 2	
0- 2	0- 0		0- 1		AWAY	0- 1		0- 0		0- 0	
0- 0	0- 0		0- 0		NEUTRAL	0- 0		0- 0		0- 0	

RPI 1-25				RPI 26-50				RPI 51-100				RPI 101+				Team's RPI: 235	
RPI	S	Opponent	Score	RPI	S	Opponent	Score	RPI	S	Opponent	Score	RPI	S	Opponent	Score		
47	A	James Madison	54 77	83	N	Wright St.	64 93	120	N	Marist	57 71	133	A	Stony Brook	49 77		
				91	A	Towson	68 92	158	H	William & Mary	55 60	187	H	Elon	64 77		
								222	A	St. Bonaventure	67 59	244	H	Sacred Heart	64 70		
								250	A	Holy Cross	66 72	251	N	Stetson	53 50		
								255	H	Columbia	63 65	286	A	Siena	57 50		
								303	A	UMBC	45 42	317	H	Iona	74 49		
LAST 12 Division I GAMES:																	
91	A	Towson	68 92	158	H	William & Mary	55 60										
47	A	James Madison	54 77	286	A	Siena	57 50										
187	H	Elon	64 77	303	A	UMBC	45 42										
120	N	Marist	57 71	250	A	Holy Cross	66 72										
83	N	Wright St.	64 93	244	H	Sacred Heart	64 70										
222	A	St. Bonaventure	67 59	251	N	Stetson	53 50										

Non-Div I Games: Wilmington (DE) 77 56

Hofstra

Average RPI Win:	269	WON-LOST	WINNING	LAST 10	STRENGTH OF	OPP. STRENGTH	TEAM	ADJ.	CONF.	ADJ CONF.
Average RPI Loss:	217	RECORD	PCT. RANK	GAMES	SCHEDULE	OF SCHEDULE	RPI	RPI	RPI	RPI

DIV. I ONLY	9- 7	133	5-5	333	306	250	250	20	20
DIV. I NON-CONF.	8- 3	71	0- 0	336	298	198	198	23	23
TOTALS	RPI 1-25	RPI 26-50	W-L RECORDS	RPI 51-100	RPI 101-150	RPI 150+			
9- 7	0- 0	0- 0	OVERALL	0- 1	0- 1	9- 5			
6- 2	0- 0	0- 0	HOME	0- 0	0- 0	6- 2			
3- 5	0- 0	0- 0	AWAY	0- 1	0- 1	3- 3			
0- 0	0- 0	0- 0	NEUTRAL	0- 0	0- 0	0- 0			
8- 3	0- 0	0- 0	NON-CONFERENCE	0- 1	0- 0	8- 2			
5- 1	0- 0	0- 0	HOME	0- 0	0- 0	5- 1			
3- 2	0- 0	0- 0	AWAY	0- 1	0- 0	3- 1			
0- 0	0- 0	0- 0	NEUTRAL	0- 0	0- 0	0- 0			
1- 4	0- 0	0- 0	CONFERENCE	0- 0	0- 1	1- 3			
1- 1	0- 0	0- 0	HOME	0- 0	0- 0	1- 1			
0- 3	0- 0	0- 0	AWAY	0- 0	0- 1	0- 2			
0- 0	0- 0	0- 0	NEUTRAL	0- 0	0- 0	0- 0			

RPI 1-25	RPI 26-50	RPI 51-100	RPI 101+	Team's RPI: 250
RPI S Opponent Score	RPI S Opponent Score	RPI S Opponent Score	RPI S Opponent Score	
		79 A Boston College 63 89	115 A Lehigh 55 64	
			176 H Rhode Island 73 65	
			196 A Navy 47 54	
			204 H Rider 71 61	
			235 H Hofstra 72 66	
			240 H Colgate 67 70	
			246 H Brown 85 89	
			280 A Bryant 81 62	
			289 H UMass Lowell 63 54	
			290 A Albany (NY) 56 50	
			295 A Vermont 65 40	
			310 H Loyola Maryland 78 60	
			315 A New Hampshire 62 74	
			330 A Lafayette 63 73	
			342 H Manhattan 61 53	
LAST 12 Division I GAMES:				
196 A Navy 47 54	330 A Lafayette 63 73			
310 H Loyola Maryland 78 60	240 H Colgate 67 70			
115 A Lehigh 55 64	280 A Bryant 81 62			
289 H UMass Lowell 63 54	342 H Manhattan 61 53			
295 A Vermont 65 40	315 A New Hampshire 62 74			
290 A Albany (NY) 56 50	235 H Hofstra 72 66			

Non-Div I Games:

Holy Cross



H  
o  
u  
s  
t  
o  
n

Houston		Through Games Of Jan. 16, 2019									
Average RPI	Win:	224	WON-LOST	WINNING	LAST 10	STRENGTH OF	OPP. STRENGTH	TEAM	ADJ.	CONF.	ADJ CONF.
Average RPI	Loss:	69	RECORD	PCT. RANK	GAMES	SCHEDULE	OF SCHEDULE	RPI	RPI	RPI	RPI
DIV. I ONLY		8- 8	171	5-5	80	97	118	118	9	9	
DIV. I NON-CONF.		6- 7	172	0- 0	94	105	114	114	9	9	
-----											
TOTALS	RPI 1-25		RPI 26-50		W-L RECORDS	RPI 51-100		RPI 101-150		RPI 150+	
8- 8	0- 2		1- 1		OVERALL	0- 3		0- 2		7- 0	
2- 5	0- 1		1- 1		HOME	0- 2		0- 1		1- 0	
6- 3	0- 1		0- 0		AWAY	0- 1		0- 1		6- 0	
0- 0	0- 0		0- 0		NEUTRAL	0- 0		0- 0		0- 0	
6- 7	0- 1		1- 1		NON-CONFERENCE	0- 3		0- 2		5- 0	
1- 4	0- 0		1- 1		HOME	0- 2		0- 1		0- 0	
5- 3	0- 1		0- 0		AWAY	0- 1		0- 1		5- 0	
0- 0	0- 0		0- 0		NEUTRAL	0- 0		0- 0		0- 0	
2- 1	0- 1		0- 0		CONFERENCE	0- 0		0- 0		2- 0	
1- 1	0- 1		0- 0		HOME	0- 0		0- 0		1- 0	
1- 0	0- 0		0- 0		AWAY	0- 0		0- 0		1- 0	
0- 0	0- 0		0- 0		NEUTRAL	0- 0		0- 0		0- 0	

RPI 1-25				RPI 26-50				RPI 51-100				RPI 101+ Team's RPI: 118			
RPI	S	Opponent	Score	RPI	S	Opponent	Score	RPI	S	Opponent	Score	RPI	S	Opponent	Score
7	H	UConn	61 81	32	H	Georgia Tech	95 89	54	H	New Mexico	84 89	124	H	UT Arlington	61 65
22	A	Cal i forn i a	79 80	37	H	Texas A&M	52 68	77	A	FGCU	71 76	148	A	Loui si ana Tech	88 100
								79	H	Boston Col lege	57 64	211	A	George Mason	66 56
												231	A	SMU	72 61
												233	A	Southern Mi ss.	61 44
												254	H	Temple	78 65
												255	A	Col umbi a	83 72
												257	A	ETSU	84 77
												322	A	Incarnate Word	79 60
-----															
LAST 12 Di v i s i o n I GAMES:															
254	H	Temple	78 65	233	A	Southern Mi ss.	61 44	211	A	George Mason	66 56	124	H	UT Arlington	61 65
231	A	SMU	72 61	37	H	Texas A&M	52 68	257	A	ETSU	84 77	77	A	FGCU	71 76
7	H	UConn	61 81												
54	H	New Mexico	84 89												
255	A	Col umbi a	83 72												
79	H	Boston Col lege	57 64												

Non-Di v I Games:

Houston

H  
o  
u  
s  
t  
o  
n

Average RPI Win:	296	WON-LOST	WINNING	LAST 10	STRENGTH OF	OPP. STRENGTH	TEAM	ADJ.	CONF.	ADJ CONF.
Average RPI Loss:	163	RECORD	PCT. RANK	GAMES	SCHEDULE	OF SCHEDULE	RPI	RPI	RPI	RPI
DIV. I ONLY	2- 8	305	3-7	191	292	304	304	26	26	
DIV. I NON-CONF.	1- 5	311	0- 0	145	306	301	301	22	22	
<hr/>										
TOTALS	RPI 1-25	RPI 26-50	W-L RECORDS	RPI 51-100	RPI 101-150	RPI 150+				
2- 8	0- 0	0- 0	OVERALL	0- 2	0- 1	2- 5				
2- 2	0- 0	0- 0	HOME	0- 0	0- 0	2- 2				
0- 6	0- 0	0- 0	AWAY	0- 2	0- 1	0- 3				
0- 0	0- 0	0- 0	NEUTRAL	0- 0	0- 0	0- 0				
1- 5	0- 0	0- 0	NON-CONFERENCE	0- 1	0- 1	1- 3				
1- 1	0- 0	0- 0	HOME	0- 0	0- 0	1- 1				
0- 4	0- 0	0- 0	AWAY	0- 1	0- 1	0- 2				
0- 0	0- 0	0- 0	NEUTRAL	0- 0	0- 0	0- 0				
1- 3	0- 0	0- 0	CONFERENCE	0- 1	0- 0	1- 2				
1- 1	0- 0	0- 0	HOME	0- 0	0- 0	1- 1				
0- 2	0- 0	0- 0	AWAY	0- 1	0- 0	0- 1				
0- 0	0- 0	0- 0	NEUTRAL	0- 0	0- 0	0- 0				

RPI 1-25				RPI 26-50				RPI 51-100				RPI 101+				Team's RPI: 304
RPI	S	Opponent	Score	RPI	S	Opponent	Score	RPI	S	Opponent	Score	RPI	S	Opponent	Score	
								67	A	Lamar University	50 63	138	A	Texas Tech	76 82	
								73	A	Oklahoma St.	44 77	164	H	Oral Roberts	56 74	
												170	H	Abilene Christian	62 72	
												202	A	North Texas	75 100	
												218	A	Nicholls St.	54 77	
												269	A	Wichita St.	50 68	
												279	H	New Orleans	83 74	
												312	H	La. -Monroe	68 60	
<hr/>																
LAST 12 Division I GAMES:																
170	H	Abilene Christian	62 72	67	A	Lamar University	50 63	312	H	La. -Monroe	68 60	164	H	Oral Roberts	56 74	
218	A	Nicholls St.	54 77	73	A	Oklahoma St.	44 77	202	A	North Texas	75 100	138	A	Texas Tech	76 82	
279	H	New Orleans	83 74													
269	A	Wichita St.	50 68													

Non-Div I Games: Howard Payne 93 60 Tex. A&M Int'l 81 48 McMurry 92 41 Southwest (NM) 100 57  
Houston Baptist

Average RPI Win: 285  
Average RPI Loss: 191

WON-LOST  
RECORD

WINNING  
PCT. RANK

LAST 10  
GAMES

STRENGTH OF  
SCHEDULE

OPP. STRENGTH  
OF SCHEDULE

TEAM  
RPI

ADJ.  
RPI

CONF.  
RPI

ADJ CONF.  
RPI

DIV. I ONLY	10- 7	119	5-5	336	298	220	220	32	32
DIV. I NON-CONF.	7- 6	153	0- 0	308	278	212	212	32	32
-----									
TOTALS	RPI 1-25	RPI 26-50	W-L RECORDS	RPI 51-100	RPI 101-150	RPI 150+			
10- 7	0- 0	0- 1	OVERALL	0- 0	0- 1	10- 5			
5- 2	0- 0	0- 0	HOME	0- 0	0- 0	5- 2			
5- 5	0- 0	0- 1	AWAY	0- 0	0- 1	5- 3			
0- 0	0- 0	0- 0	NEUTRAL	0- 0	0- 0	0- 0			
7- 6	0- 0	0- 1	NON-CONFERENCE	0- 0	0- 1	7- 4			
2- 2	0- 0	0- 0	HOME	0- 0	0- 0	2- 2			
5- 4	0- 0	0- 1	AWAY	0- 0	0- 1	5- 2			
0- 0	0- 0	0- 0	NEUTRAL	0- 0	0- 0	0- 0			
3- 1	0- 0	0- 0	CONFERENCE	0- 0	0- 0	3- 1			
3- 0	0- 0	0- 0	HOME	0- 0	0- 0	3- 0			
0- 1	0- 0	0- 0	AWAY	0- 0	0- 0	0- 1			
0- 0	0- 0	0- 0	NEUTRAL	0- 0	0- 0	0- 0			

RPI 1-25				RPI 26-50				RPI 51-100				RPI 101+ Team's RPI: 220			
RPI	S	Opponent	Score	RPI	S	Opponent	Score	RPI	S	Opponent	Score	RPI	S	Opponent	Score
				50	A	North Carolina	63 85					129	A	Cincinnati	51 85
												158	A	William & Mary	75 88
												175	H	Mercer	70 85
												211	H	George Mason	73 59
												224	A	Niagara	68 61
												249	H	Bethune-Cookman	61 40
												252	A	UMES	72 80
												260	A	Campbell	69 64
												271	A	La Salle	57 54
												285	A	Richmond	60 67
												286	H	Siena	81 86
												305	H	NJIT	77 57
												314	A	FIU	89 62
												321	H	Morgan St.	79 56
												341	H	Florida A&M	74 68
												349	A	Fairleigh Dickinson	79 58
LAST 12 Division I GAMES:															
				321	H	Morgan St.	79 56	129	A	Cincinnati	51 85				
				249	H	Bethune-Cookman	61 40	175	H	Mercer	70 85				
				252	A	UMES	72 80	314	A	FIU	89 62				
				341	H	Florida A&M	74 68	260	A	Campbell	69 64				
				50	A	North Carolina	63 85	285	A	Richmond	60 67				
				211	H	George Mason	73 59	224	A	Niagara	68 61				

Howard

Howard

Non-Div I Games:

Howard

Loss, Non-Conf, S Site, H Home A Away N Neutral

Average RPI Win:	224	WON-LOST	WINNING	LAST 10	STRENGTH OF	OPP. STRENGTH	TEAM	ADJ.	CONF.	ADJ CONF.
Average RPI Loss:	94	RECORD	PCT. RANK	GAMES	SCHEDULE	OF SCHEDULE	RPI	RPI	RPI	RPI
DIV. I ONLY	9- 7	133	5-5	141	165	136	136	19	19	
DIV. I NON-CONF.	5- 5	162	0- 0	30	135	65	65	18	18	
-----										
TOTALS	RPI 1-25	RPI 26-50	W-L RECORDS	RPI 51-100	RPI 101-150	RPI 150+				
9- 7	0- 1	0- 1	OVERALL	0- 2	3- 1	6- 2				
4- 3	0- 0	0- 1	HOME	0- 2	1- 0	3- 0				
4- 4	0- 1	0- 0	AWAY	0- 0	1- 1	3- 2				
1- 0	0- 0	0- 0	NEUTRAL	0- 0	1- 0	0- 0				
5- 5	0- 1	0- 1	NON-CONFERENCE	0- 1	3- 0	2- 2				
1- 2	0- 0	0- 1	HOME	0- 1	1- 0	0- 0				
3- 3	0- 1	0- 0	AWAY	0- 0	1- 0	2- 2				
1- 0	0- 0	0- 0	NEUTRAL	0- 0	1- 0	0- 0				
4- 2	0- 0	0- 0	CONFERENCE	0- 1	0- 1	4- 0				
3- 1	0- 0	0- 0	HOME	0- 1	0- 0	3- 0				
1- 1	0- 0	0- 0	AWAY	0- 0	0- 1	1- 0				
0- 0	0- 0	0- 0	NEUTRAL	0- 0	0- 0	0- 0				

RPI 1-25				RPI 26-50				RPI 51-100				RPI 101+ Team's RPI: 136			
RPI	S	Opponent	Score	RPI	S	Opponent	Score	RPI	S	Opponent	Score	RPI	S	Opponent	Score
13	A	Iowa	58 72	46	H	Ohio	66 73	69	H	UNI	40 53	121	H	UT Martin	73 72
								83	H	Wright St.	75 78	126	A	Youngstown St.	52 70
												140	N	VCU	63 61
												145	A	Indiana St.	64 59
												153	A	Wisconsin	64 65
												166	A	Southern Ill.	73 78
												190	A	Ole Miss	66 58
												259	A	Cleveland St.	75 50
												266	A	UTSA	58 50
												273	H	Northern Ky.	70 48
												288	H	Oakland	82 53
												332	H	Detroit Mercy	82 47
LAST 12 Division I GAMES:															
288	H	Oakland	82 53	83	H	Wright St.	75 78	166	A	Southern Ill.	73 78	46	H	Ohio	66 73
332	H	Detroit Mercy	82 47	126	A	Youngstown St.	52 70	13	A	Iowa	58 72	145	A	Indiana St.	64 59
126	A	Youngstown St.	52 70	259	A	Cleveland St.	75 50	69	H	UNI	40 53				
273	H	Northern Ky.	70 48	140	N	VCU	63 61								

Non-Div I Games: Purdue Northwest 101 40

IUPUI

Average RPI Win:	183	WON-LOST	WINNING	LAST 10	STRENGTH OF	OPP. STRENGTH	TEAM	ADJ.	CONF.	ADJ CONF.
Average RPI Loss:	99	RECORD	PCT. RANK	GAMES	SCHEDULE	OF SCHEDULE	RPI	RPI	RPI	RPI
DIV. I ONLY	7- 7	171	5-5	117	68	110	110	14	14	
DIV. I NON-CONF.	3- 6	241	0- 0	57	50	131	131	11	11	
-----										
TOTALS	RPI 1-25	RPI 26-50	W-L RECORDS	RPI 51-100	RPI 101-150	RPI 150+				
7- 7	0- 2	0- 0	OVERALL	0- 3	3- 0	4- 2				
3- 1	0- 0	0- 0	HOME	0- 1	0- 0	3- 0				
4- 5	0- 2	0- 0	AWAY	0- 1	3- 0	1- 2				
0- 1	0- 0	0- 0	NEUTRAL	0- 1	0- 0	0- 0				
3- 6	0- 2	0- 0	NON-CONFERENCE	0- 2	1- 0	2- 2				
2- 0	0- 0	0- 0	HOME	0- 0	0- 0	2- 0				
1- 5	0- 2	0- 0	AWAY	0- 1	1- 0	0- 2				
0- 1	0- 0	0- 0	NEUTRAL	0- 1	0- 0	0- 0				
4- 1	0- 0	0- 0	CONFERENCE	0- 1	2- 0	2- 0				
1- 1	0- 0	0- 0	HOME	0- 1	0- 0	1- 0				
3- 0	0- 0	0- 0	AWAY	0- 0	2- 0	1- 0				
0- 0	0- 0	0- 0	NEUTRAL	0- 0	0- 0	0- 0				

RPI 1-25				RPI 26-50				RPI 51-100				RPI 101+				Team's RPI: 110
RPI	S	Opponent	Score	RPI	S	Opponent	Score	RPI	S	Opponent	Score	RPI	S	Opponent	Score	
2	A	Stanford	71 115					60	A	Wyomi ng	61 64	106	A	Idaho St.	86 72	
10	A	Gonzaga	51 88					64	N	Boi se St.	85 91	113	A	Montana St.	82 66	
								81	H	Northern Colo.	72 86	138	A	Texas Tech	88 77	
												163	H	CSUN	88 73	
												188	H	Eastern Wash.	84 68	
												212	A	Long Beach St.	63 70	
												247	H	San Francisco	70 63	
												262	A	Hawai i	61 69	
												329	A	Weber St.	79 74	
LAST 12 Division I GAMES:																
113	A	Montana St.	82 66	10	A	Gonzaga	51 88									
81	H	Northern Colo.	72 86	60	A	Wyomi ng	61 64									
188	H	Eastern Wash.	84 68	262	A	Hawai i	61 69									
329	A	Weber St.	79 74	247	H	San Francisco	70 63									
106	A	Idaho St.	86 72	212	A	Long Beach St.	63 70									
138	A	Texas Tech	88 77	64	N	Boi se St.	85 91									

Non-Div I Games:

Idaho

Average RPI Win:	246	WON-LOST	WINNING	LAST 10	STRENGTH OF	OPP. STRENGTH	TEAM	ADJ.	CONF.	ADJ CONF.
Average RPI Loss:	51	RECORD	PCT. RANK	GAMES	SCHEDULE	OF SCHEDULE	RPI	RPI	RPI	RPI
DIV. I ONLY	9- 5	98	8-2	168	177	106	106	14	14	
DIV. I NON-CONF.	4- 4	162	0- 0	21	235	52	52	11	11	
-----										
TOTALS	RPI 1-25	RPI 26-50	W-L RECORDS	RPI 51-100	RPI 101-150	RPI 150+				
9- 5	0- 1	0- 2	OVERALL	0- 1	0- 1	9- 0				
4- 1	0- 0	0- 0	HOME	0- 0	0- 1	4- 0				
4- 3	0- 1	0- 1	AWAY	0- 1	0- 0	4- 0				
1- 1	0- 0	0- 1	NEUTRAL	0- 0	0- 0	1- 0				
4- 4	0- 1	0- 2	NON-CONFERENCE	0- 1	0- 0	4- 0				
2- 0	0- 0	0- 0	HOME	0- 0	0- 0	2- 0				
1- 3	0- 1	0- 1	AWAY	0- 1	0- 0	1- 0				
1- 1	0- 0	0- 1	NEUTRAL	0- 0	0- 0	1- 0				
5- 1	0- 0	0- 0	CONFERENCE	0- 0	0- 1	5- 0				
2- 1	0- 0	0- 0	HOME	0- 0	0- 1	2- 0				
3- 0	0- 0	0- 0	AWAY	0- 0	0- 0	3- 0				
0- 0	0- 0	0- 0	NEUTRAL	0- 0	0- 0	0- 0				

RPI 1-25				RPI 26-50				RPI 51-100				RPI 101+				Team's RPI: 106
RPI	S	Opponent	Score	RPI	S	Opponent	Score	RPI	S	Opponent	Score	RPI	S	Opponent	Score	
10	A	Gonzaga	51 70	32	N	Georgia Tech	51 74	59	A	Arizona	46 71	110	H	Idaho	72 86	
				44	A	Utah	60 74					168	H	Pepperdine	65 63	
												188	H	Eastern Wash.	63 48	
												198	A	Southern Utah	69 57	
												241	A	Northern Ariz.	80 69	
												243	H	Sacramento St.	73 43	
												258	H	Utah Valley	80 68	
												293	A	California Baptist	72 57	
												296	N	Kennesaw St.	60 49	
												329	A	Weber St.	70 57	
LAST 12 Division I GAMES:																
243	H	Sacramento St.	73 43	110	H	Idaho	72 86									
329	A	Weber St.	70 57	168	H	Pepperdine	65 63									
241	A	Northern Ariz.	80 69	258	H	Utah Valley	80 68									
198	A	Southern Utah	69 57	32	N	Georgia Tech	51 74									
188	H	Eastern Wash.	63 48	296	N	Kennesaw St.	60 49									
10	A	Gonzaga	51 70	44	A	Utah	60 74									

Non-Div I Games: Benedictine Mesa 88 51

Idaho St.

Average RPI	Win: 222	WON-LOST RECORD	WINNING PCT. RANK	LAST 10 GAMES	STRENGTH OF SCHEDULE	OPP. STRENGTH OF SCHEDULE	TEAM RPI	ADJ. RPI	CONF. RPI	ADJ. CONF. RPI
Average RPI	Loss: 73									
DIV. I ONLY	9- 7	133	5-5	105	132	147	147	4	4	
DIV. I NON-CONF.	8- 3	71	0- 0	239	242	155	155	5	5	
-----										
TOTALS	RPI 1-25	RPI 26-50	W-L RECORDS	RPI 51-100	RPI 101-150	RPI 150+				
9- 7	0- 2	0- 2	OVERALL	0- 2	2- 0	7- 1				
7- 3	0- 2	0- 1	HOME	0- 0	1- 0	6- 0				
2- 3	0- 0	0- 1	AWAY	0- 2	1- 0	1- 0				
0- 1	0- 0	0- 0	NEUTRAL	0- 0	0- 0	0- 1				
8- 3	0- 0	0- 2	NON-CONFERENCE	0- 0	1- 0	7- 1				
7- 1	0- 0	0- 1	HOME	0- 0	1- 0	6- 0				
1- 1	0- 0	0- 1	AWAY	0- 0	0- 0	1- 0				
0- 1	0- 0	0- 0	NEUTRAL	0- 0	0- 0	0- 1				
1- 4	0- 2	0- 0	CONFERENCE	0- 2	1- 0	0- 0				
0- 2	0- 2	0- 0	HOME	0- 0	0- 0	0- 0				
1- 2	0- 0	0- 0	AWAY	0- 2	1- 0	0- 0				
0- 0	0- 0	0- 0	NEUTRAL	0- 0	0- 0	0- 0				

RPI 1-25				RPI 26-50				RPI 51-100				RPI 101+				Team's RPI: 147
RPI	S	Opponent	Score	RPI	S	Opponent	Score	RPI	S	Opponent	Score	RPI	S	Opponent	Score	
17	H	Rutgers	60 71	35	H	Missouri	45 67	71	A	Northwestern	45 68	102	A	Minnesota	66 62	
19	H	Indiana	83 85	43	A	Clemson	67 69	82	A	Penn St.	48 62	145	H	Indiana St.	75 57	
												186	H	Eastern Mich.	72 66	
												209	H	SIUE	74 57	
												243	N	Sacramento St.	107 109	
												253	H	Murray St.	84 52	
												255	H	Columbia	76 69	
												256	H	Alabama A&M	88 60	
												292	A	Cal Poly	74 51	
												301	H	Valparaiso	73 54	
-----																
LAST 12 Division I GAMES:																
82	A	Penn St.	48 62	35	H	Missouri	45 67	209	H	SIUE	74 57	253	H	Murray St.	84 52	
17	H	Rutgers	60 71	43	A	Clemson	67 69	145	H	Indiana St.	75 57	292	A	Cal Poly	74 51	
102	A	Minnesota	66 62	71	A	Northwestern	45 68	186	H	Eastern Mich.	72 66	301	H	Valparaiso	73 54	
71	A	Northwestern	45 68	82	A	Penn St.	48 62									
19	H	Indiana	83 85													
243	N	Sacramento St.	107 109													

Non-Div I Games:

Illinois

Average RPI Win:	236	WON-LOST	WINNING	LAST 10	STRENGTH OF	OPP. STRENGTH	TEAM	ADJ.	CONF.	ADJ CONF.
Average RPI Loss:	138	RECORD	PCT. RANK	GAMES	SCHEDULE	OF SCHEDULE	RPI	RPI	RPI	RPI
DIV. I ONLY	8- 6	126	8-2	268	202	179	179	13	13	
DIV. I NON-CONF.	6- 4	125	0- 0	299	269	188	188	14	14	
-----										
TOTALS	RPI 1-25	RPI 26-50	W-L RECORDS	RPI 51-100	RPI 101-150	RPI 150+				
8- 6	0- 2	0- 0	OVERALL	1- 0	0- 1	7- 3				
5- 1	0- 1	0- 0	HOME	1- 0	0- 0	4- 0				
3- 5	0- 1	0- 0	AWAY	0- 0	0- 1	3- 3				
0- 0	0- 0	0- 0	NEUTRAL	0- 0	0- 0	0- 0				
6- 4	0- 1	0- 0	NON-CONFERENCE	0- 0	0- 0	6- 3				
4- 0	0- 0	0- 0	HOME	0- 0	0- 0	4- 0				
2- 4	0- 1	0- 0	AWAY	0- 0	0- 0	2- 3				
0- 0	0- 0	0- 0	NEUTRAL	0- 0	0- 0	0- 0				
2- 2	0- 1	0- 0	CONFERENCE	1- 0	0- 1	1- 0				
1- 1	0- 1	0- 0	HOME	1- 0	0- 0	0- 0				
1- 1	0- 0	0- 0	AWAY	0- 0	0- 1	1- 0				
0- 0	0- 0	0- 0	NEUTRAL	0- 0	0- 0	0- 0				

RPI 1-25				RPI 26-50				RPI 51-100				RPI 101+ Team's RPI: 179			
RPI	S	Opponent	Score	RPI	S	Opponent	Score	RPI	S	Opponent	Score	RPI	S	Opponent	Score
14	H	Drake	64 82					69	H	UNI	66 64	145	A	Indiana St.	44 59
16	A	Butler	56 58									177	A	UMKC	62 55
												186	A	Eastern Mi ch.	41 50
												194	H	North Dakota	67 55
												209	A	SIUE	61 68
												214	H	Saint Louis	72 67
												259	A	Cleveland St.	63 67
												273	A	Northern Ky.	58 53
												288	H	Oakland	62 56
												331	H	Austin Peay	61 49
												345	A	Evansville	72 61
LAST 12 Division I GAMES:															
345	A	Evansville	72 61	214	H	Saint Louis	72 67								
145	A	Indiana St.	44 59	273	A	Northern Ky.	58 53								
14	H	Drake	64 82	331	H	Austin Peay	61 49								
69	H	UNI	66 64	288	H	Oakland	62 56								
177	A	UMKC	62 55	16	A	Butler	56 58								
186	A	Eastern Mi ch.	41 50	259	A	Cleveland St.	63 67								

Non-Div I Games: Maryville (MO) 61 52

Illinois St.



Average RPI Win:	335	WON-LOST	WINNING	LAST 10	STRENGTH OF	OPP. STRENGTH	TEAM	ADJ.	CONF.	ADJ CONF.
Average RPI Loss:	170	RECORD	PCT. RANK	GAMES	SCHEDULE	OF SCHEDULE	RPI	RPI	RPI	RPI
DIV. I ONLY	1- 14	342	1-9	207	254	322	322	26	26	
DIV. I NON-CONF.	0- 11	336	0- 0	77	212	299	299	22	22	
-----										
TOTALS	RPI 1-25	RPI 26-50	W-L RECORDS	RPI 51-100	RPI 101-150	RPI 150+				
1- 14	0- 2	0- 0	OVERALL	0- 1	0- 4	1- 7				
0- 5	0- 0	0- 0	HOME	0- 0	0- 3	0- 2				
1- 9	0- 2	0- 0	AWAY	0- 1	0- 1	1- 5				
0- 0	0- 0	0- 0	NEUTRAL	0- 0	0- 0	0- 0				
0- 11	0- 2	0- 0	NON-CONFERENCE	0- 1	0- 4	0- 4				
0- 4	0- 0	0- 0	HOME	0- 0	0- 3	0- 1				
0- 7	0- 2	0- 0	AWAY	0- 1	0- 1	0- 3				
0- 0	0- 0	0- 0	NEUTRAL	0- 0	0- 0	0- 0				
1- 3	0- 0	0- 0	CONFERENCE	0- 0	0- 0	1- 3				
0- 1	0- 0	0- 0	HOME	0- 0	0- 0	0- 1				
1- 2	0- 0	0- 0	AWAY	0- 0	0- 0	1- 2				
0- 0	0- 0	0- 0	NEUTRAL	0- 0	0- 0	0- 0				

RPI 1-25				RPI 26-50				RPI 51-100				RPI 101+ Team's RPI: 322			
RPI	S	Opponent	Score	RPI	S	Opponent	Score	RPI	S	Opponent	Score	RPI	S	Opponent	Score
15	A	Arizona St.	43 81					59	A	Arizona	42 84	102	A	Minnesota	39 75
23	A	South Dakota	43 96									114	H	Rice	63 74
												118	H	Houston	60 79
												124	H	UT Arlington	49 97
												195	A	Massachusetts	59 71
												197	A	San Diego St.	38 81
												218	A	Nicholls St.	62 86
												228	H	Sam Houston St.	56 76
												325	A	Central Ark.	43 74
												329	H	Weber St.	64 72
												334	A	Grand Canyon	63 74
												335	A	McNeese	68 66
LAST 12 Division I GAMES:															
325	A	Central Ark.	43 74	195	A	Massachusetts	59 71								
228	H	Sam Houston St.	56 76	102	A	Minnesota	39 75								
218	A	Nicholls St.	62 86	124	H	UT Arlington	49 97								
335	A	McNeese	68 66	59	A	Arizona	42 84								
114	H	Rice	63 74	329	H	Weber St.	64 72								
118	H	Houston	60 79	197	A	San Diego St.	38 81								

Non-Div I Games:

Incarnate Word

Average RPI Win:	127	WON-LOST	WINNING	LAST 10	STRENGTH OF	OPP. STRENGTH	TEAM	ADJ.	CONF.	ADJ CONF.
Average RPI Loss:	121	RECORD	PCT. RANK	GAMES	SCHEDULE	OF SCHEDULE	RPI	RPI	RPI	RPI
DIV. I ONLY	15- 3	23	7-3	73	19	19	19	4	4	
DIV. I NON-CONF.	11- 1	13	0- 0	111	28	16	16	5	5	
-----										
TOTALS	RPI 1-25	RPI 26-50	W-L RECORDS	RPI 51-100	RPI 101-150	RPI 150+				
15- 3	2- 0	2- 0	OVERALL	2- 1	4- 1	5- 1				
8- 1	1- 0	1- 0	HOME	1- 1	2- 0	3- 0				
5- 1	0- 0	1- 0	AWAY	1- 0	1- 1	2- 0				
2- 1	1- 0	0- 0	NEUTRAL	0- 0	1- 0	0- 1				
11- 1	2- 0	1- 0	NON-CONFERENCE	1- 0	3- 0	4- 1				
6- 0	1- 0	0- 0	HOME	0- 0	2- 0	3- 0				
3- 0	0- 0	1- 0	AWAY	1- 0	0- 0	1- 0				
2- 1	1- 0	0- 0	NEUTRAL	0- 0	1- 0	0- 1				
4- 2	0- 0	1- 0	CONFERENCE	1- 1	1- 1	1- 0				
2- 1	0- 0	1- 0	HOME	1- 1	0- 0	0- 0				
2- 1	0- 0	0- 0	AWAY	0- 0	1- 1	1- 0				
0- 0	0- 0	0- 0	NEUTRAL	0- 0	0- 0	0- 0				

RPI 1-25				RPI 26-50				RPI 51-100				RPI 101+			
RPI	S	Opponent	Score	RPI	S	Opponent	Score	RPI	S	Opponent	Score	RPI	S	Opponent	Score
16	H	Butler	66 46	31	H	Michigan St.	68 64	71	H	Northwestern	69 75	105	H	Northern Ill.	91 73
23	N	South Dakota	68 60	40	A	UCLA	67 65	82	H	Penn St.	83 75	112	A	Ohio St.	50 55
								90	A	Wake Forest	87 73	128	N	Loyola Marymount	67 43
												142	H	Missouri St.	98 74
												147	A	Illinois	85 83
												153	A	Wisconsin	75 68
												180	N	Grambling	62 65
												184	H	Milwaukee	68 66
												205	H	Florida	83 64
												277	H	North Florida	75 52
												288	A	Oakland	59 32
LAST 12 Division I GAMES:															
71	H	Northwestern	69 75	147	A	Illinois	85 83								
153	A	Wisconsin	75 68	23	N	South Dakota	68 60								
112	A	Ohio St.	50 55	180	N	Grambling	62 65								
31	H	Michigan St.	68 64	128	N	Loyola Marymount	67 43								
82	H	Penn St.	83 75	142	H	Missouri St.	98 74								
40	A	UCLA	67 65	16	H	Butler	66 46								

Non-Div I Games:

Indiana

Average RPI Win:	245	WON-LOST	WINNING	LAST 10	STRENGTH OF	OPP. STRENGTH	TEAM	ADJ.	CONF.	ADJ CONF.
Average RPI Loss:	137	RECORD	PCT. RANK	GAMES	SCHEDULE	OF SCHEDULE	RPI	RPI	RPI	RPI
DIV. I ONLY	7- 7	171	4-6	130	287	145	145	13	13	
DIV. I NON-CONF.	5- 5	162	0- 0	188	284	159	159	14	14	
<hr/>										
TOTALS	RPI 1-25	RPI 26-50	W-L RECORDS	RPI 51-100	RPI 101-150	RPI 150+				
7- 7	0- 1	0- 0	OVERALL	0- 0	0- 4	7- 2				
2- 2	0- 0	0- 0	HOME	0- 0	0- 1	2- 1				
5- 4	0- 1	0- 0	AWAY	0- 0	0- 2	5- 1				
0- 1	0- 0	0- 0	NEUTRAL	0- 0	0- 1	0- 0				
5- 5	0- 1	0- 0	NON-CONFERENCE	0- 0	0- 3	5- 1				
1- 1	0- 0	0- 0	HOME	0- 0	0- 1	1- 0				
4- 3	0- 1	0- 0	AWAY	0- 0	0- 1	4- 1				
0- 1	0- 0	0- 0	NEUTRAL	0- 0	0- 1	0- 0				
2- 2	0- 0	0- 0	CONFERENCE	0- 0	0- 1	2- 1				
1- 1	0- 0	0- 0	HOME	0- 0	0- 0	1- 1				
1- 1	0- 0	0- 0	AWAY	0- 0	0- 1	1- 0				
0- 0	0- 0	0- 0	NEUTRAL	0- 0	0- 0	0- 0				

RPI 1-25				RPI 26-50				RPI 51-100				RPI 101+				Team's RPI: 145
RPI	S	Opponent	Score	RPI	S	Opponent	Score	RPI	S	Opponent	Score	RPI	S	Opponent	Score	
16	A	Butler	49 72									131	N	UC Irvine	61 77	
												136	H	IUPUI	59 64	
												142	A	Missouri St.	58 71	
												147	A	Illinois	57 75	
												166	A	Southern Ill.	61 58	
												172	H	Bradley	45 61	
												179	H	Illinois St.	59 44	
												214	A	Saint Louis	60 56	
												215	A	Eastern Ill.	39 63	
												217	A	Southeast Mo. St.	62 51	
												265	A	Marshall	62 53	
												334	A	Grand Canyon	88 81	
												337	H	UIC	60 53	
<hr/>																
LAST 12 Division I GAMES:																
172	H	Bradley	45 61	16	A	Butler	49 72	337	H	UIC	60 53	147	A	Illinois	57 75	
179	H	Illinois St.	59 44	217	A	Southeast Mo. St.	62 51	136	H	IUPUI	59 64	265	A	Marshall	62 53	
166	A	Southern Ill.	61 58	334	A	Grand Canyon	88 81	131	N	UC Irvine	61 77	337	H	UIC	60 53	
142	A	Missouri St.	58 71													
215	A	Eastern Ill.	39 63													
334	A	Grand Canyon	88 81													

Non-Div I Games: Davenport 79 43

Indiana St.

**I  
o  
n  
a**

I  
o  
n  
a

l ona

Average RPI Win: 131  
Average RPI Loss: 26

WON-LOST  
RECORD

WINNING  
PCT. RANK

LAST 10  
GAMES

STRENGTH OF  
SCHEDULE

OPP. STRENGTH  
OF SCHEDULE

TEAM  
RPI

ADJ.  
RPI

CONF.  
RPI

ADJ CONF.  
RPI

DIV. I ONLY	12- 4	51	8-2	10	28	13	13	4	4
DIV. I NON-CONF.	9- 2	43	0- 1	20	21	10	10	5	5
-----									
TOTALS	RPI 1-25	RPI 26-50	W-L RECORDS	RPI 51-100	RPI 101-150	RPI 150+			
12- 4	2- 1	0- 3	OVERALL	2- 0	4- 0	4- 0			
8- 0	1- 0	0- 0	HOME	2- 0	1- 0	4- 0			
3- 3	1- 1	0- 2	AWAY	0- 0	2- 0	0- 0			
1- 1	0- 0	0- 1	NEUTRAL	0- 0	1- 0	0- 0			
9- 2	2- 1	0- 1	NON-CONFERENCE	1- 0	3- 0	3- 0			
6- 0	1- 0	0- 0	HOME	1- 0	1- 0	3- 0			
2- 1	1- 1	0- 0	AWAY	0- 0	1- 0	0- 0			
1- 1	0- 0	0- 1	NEUTRAL	0- 0	1- 0	0- 0			
3- 2	0- 0	0- 2	CONFERENCE	1- 0	1- 0	1- 0			
2- 0	0- 0	0- 0	HOME	1- 0	0- 0	1- 0			
1- 2	0- 0	0- 2	AWAY	0- 0	1- 0	0- 0			
0- 0	0- 0	0- 0	NEUTRAL	0- 0	0- 0	0- 0			

RPI	S	Opponent	Score	RPI	S	Opponent	Score	RPI	S	Opponent	Score	RPI	S	Opponent	Score
1	A	Notre Dame	71 105	27	N	Florida St.	67 71	69	H	UNI	83 57	102	A	Minnesota	81 63
11	H	Iowa St.	73 70	31	A	Michigan St.	70 84	96	H	Nebraska	77 71	104	A	Western Ky.	104 67
14	A	Drake	91 82	45	A	Purdue	57 62					108	N	West Virginia	84 81
												136	H	IUPUI	72 58
												153	H	Wisconsin	71 53
												164	H	Oral Roberts	90 77
												263	H	Robert Morris	92 63
												348	H	N.C. Central	106 39
-----															
LAST 12 Division I GAMES:															
27	N	Florida St.	67 71	31	A	Michigan St.	70 84								
102	A	Minnesota	81 63	14	A	Drake	91 82								
45	A	Purdue	57 62	69	H	UNI	83 57								
153	H	Wisconsin	71 53	136	H	IUPUI	72 58								
96	H	Nebraska	77 71	11	H	Iowa St.	73 70								
1	A	Notre Dame	71 105	263	H	Robert Morris	92 63								

Non-Div I Games:

Iowa

Average RPI	Win:	100	WON-LOST	WINNING	LAST 10	STRENGTH OF	OPP. STRENGTH	TEAM	ADJ.	CONF.	ADJ CONF.
Average RPI	Loss:	42	RECORD	PCT. RANK	GAMES	SCHEDULE	OF SCHEDULE	RPI	RPI	RPI	RPI
DIV. I ONLY			13- 4	44	7-3	2	67	11	11	3	3
DIV. I NON-CONF.			10- 2	37	3- 0	10	74	9	9	3	3
<hr/>											
TOTALS	RPI 1-25		RPI 26-50		W-L RECORDS	RPI 51-100		RPI 101-150		RPI 150+	
13- 4	1- 3		2- 0		OVERALL	5- 0		1- 1		4- 0	
11- 1	1- 1		2- 0		HOME	4- 0		1- 0		3- 0	
1- 3	0- 2		0- 0		AWAY	1- 0		0- 1		0- 0	
1- 0	0- 0		0- 0		NEUTRAL	0- 0		0- 0		1- 0	
10- 2	1- 2		1- 0		NON-CONFERENCE	3- 0		1- 0		4- 0	
9- 0	1- 0		1- 0		HOME	3- 0		1- 0		3- 0	
0- 2	0- 2		0- 0		AWAY	0- 0		0- 0		0- 0	
1- 0	0- 0		0- 0		NEUTRAL	0- 0		0- 0		1- 0	
3- 2	0- 1		1- 0		CONFERENCE	2- 0		0- 1		0- 0	
2- 1	0- 1		1- 0		HOME	1- 0		0- 0		0- 0	
1- 1	0- 0		0- 0		AWAY	1- 0		0- 1		0- 0	
0- 0	0- 0		0- 0		NEUTRAL	0- 0		0- 0		0- 0	

RPI	S	Opponent	Score	RPI	S	Opponent	Score	RPI	S	Opponent	Score	RPI	S	Opponent	Score
13	A	Iowa	70 73	48	H	Miami (FL)	75 52	51	H	Auburn	67 64	105	H	Northern Ill.	70 60
14	H	Drake	86 81	49	H	Kansas St.	96 58	55	A	Kansas	82 73	108	A	West Virginia	64 73
23	A	South Dakota	59 64					56	H	Bucknell	86 61	186	N	Eastern Mich.	85 59
25	H	Texas	62 64					57	H	Arkansas	91 82	191	H	Prairie View	94 46
								65	H	TCU	92 54	194	H	North Dakota	87 35
												224	H	Niagara	95 35
<hr/>															
LAST 12 Division I GAMES:															
105	H	Northern Ill.	70 60	65	H	TCU	92 54	55	A	Kansas	82 73				
51	H	Auburn	67 64	49	H	Kansas St.	96 58	56	H	Bucknell	86 61				
48	H	Miami (FL)	75 52					191	H	Prairie View	94 46				
108	A	West Virginia	64 73					14	H	Drake	86 81				
25	H	Texas	62 64												
194	H	North Dakota	87 35												

Non-Div I Games:

Iowa St.

Average RPI Win: 338

Average RPI Loss: 179

WON-LOST  
RECORDWINNING  
PCT. RANKLAST 10  
GAMESSTRENGTH OF  
SCHEDULEOPP. STRENGTH  
OF SCHEDULETEAM  
RPIADJ.  
RPICONF.  
RPIADJ CONF.  
RPIDIV. I ONLY  
DIV. I NON-CONF.3- 10  
2- 7300  
2884-6  
0- 0308  
182296  
299333  
284333  
28429  
2629  
26

## TOTALS

RPI 1-25

RPI 26-50

W-L RECORDS

RPI 51-100

RPI 101-150

RPI 150+

3- 10

0- 1

0- 0

OVERALL

0- 1

0- 1

3- 7

2- 2

0- 0

0- 0

HOME

0- 0

0- 0

2- 2

0- 7

0- 1

0- 0

AWAY

0- 1

0- 1

0- 4

1- 1

0- 0

0- 0

NEUTRAL

0- 0

0- 0

1- 1

2- 7

0- 1

0- 0

NON-CONFERENCE

0- 1

0- 1

2- 4

1- 1

0- 0

0- 0

HOME

0- 0

0- 0

1- 1

0- 5

0- 1

0- 0

AWAY

0- 1

0- 1

0- 2

1- 1

0- 0

0- 0

NEUTRAL

0- 0

0- 0

1- 1

1- 3

0- 0

0- 0

CONFERENCE

0- 0

0- 0

1- 3

1- 1

0- 0

0- 0

HOME

0- 0

0- 0

1- 1

0- 2

0- 0

0- 0

AWAY

0- 0

0- 0

0- 2

0- 0

0- 0

0- 0

NEUTRAL

0- 0

0- 0

0- 0

RPI 1-25

RPI 26-50

RPI 51-100

RPI 101+

Team's RPI: 333

RPI	S	Opponent	Score
9	A	Mississippi St.	38 105

RPI	S	Opponent	Score
57	A	Arkansas	57 76

RPI	S	Opponent	Score
57	A	Arkansas	57 76

RPI	S	Opponent	Score
124	A	UT Arlington	63 99
169	H	Southern U.	74 76
177	N	Akron	57 74
203	H	Southeastern La.	45 50
256	A	Alabama A&M	55 58
261	A	Alabama St.	67 74
268	A	Memphis	67 68
270	A	Louisiana	61 68
325	H	Central Ark.	65 56
337	N	UIC	72 57
351	H	Alcorn	88 66

## LAST 12 Division I GAMES:

169	H	Southern U.	74	76	337	N	UIC	72	57
351	H	Alcorn	88	66	177	N	Akron	57	74
261	A	Alabama St.	67	74	203	H	Southeastern La.	45	50
256	A	Alabama A&M	55	58	9	A	Mississippi St.	38	105
57	A	Arkansas	57	76	270	A	Louisiana	61	68
124	A	UT Arlington	63	99	325	H	Central Ark.	65	56

Non-Div I Games:

Spring Hill

105 57

Millsaps

88 38

Jackson St.

Loss, 
 Non-Conf, 
 S Site, 
 H Home 
 A Away 
 N Neutral

Average RPI Win:	294	WON-LOST	WINNING	LAST 10	STRENGTH OF	OPP. STRENGTH	TEAM	ADJ.	CONF.	ADJ CONF.
Average RPI Loss:	147	RECORD	PCT. RANK	GAMES	SCHEDULE	OF SCHEDULE	RPI	RPI	RPI	RPI
DIV. I ONLY	6- 8	210	6-4	256	283	219	219	25	25	
DIV. I NON-CONF.	4- 6	212	0- 0	198	259	199	199	27	27	
-----										
TOTALS	RPI 1-25	RPI 26-50	W-L RECORDS	RPI 51-100	RPI 101-150	RPI 150+				
6- 8	0- 0	0- 2	OVERALL	0- 2	0- 0	6- 4				
2- 2	0- 0	0- 0	HOME	0- 0	0- 0	2- 2				
4- 4	0- 0	0- 2	AWAY	0- 1	0- 0	4- 1				
0- 2	0- 0	0- 0	NEUTRAL	0- 1	0- 0	0- 1				
4- 6	0- 0	0- 2	NON-CONFERENCE	0- 2	0- 0	4- 2				
1- 1	0- 0	0- 0	HOME	0- 0	0- 0	1- 1				
3- 3	0- 0	0- 2	AWAY	0- 1	0- 0	3- 0				
0- 2	0- 0	0- 0	NEUTRAL	0- 1	0- 0	0- 1				
2- 2	0- 0	0- 0	CONFERENCE	0- 0	0- 0	2- 2				
1- 1	0- 0	0- 0	HOME	0- 0	0- 0	1- 1				
1- 1	0- 0	0- 0	AWAY	0- 0	0- 0	1- 1				
0- 0	0- 0	0- 0	NEUTRAL	0- 0	0- 0	0- 0				

RPI 1-25				RPI 26-50				RPI 51-100				RPI 101+				Team's RPI: 219
RPI	S	Opponent	Score	RPI	S	Opponent	Score	RPI	S	Opponent	Score	RPI	S	Opponent	Score	
				27	A	Florida St.	46 79	76	N	Old Domini on	76 78	155	H	North Ala.	59 62	
				37	A	Texas A&M	53 73	82	A	Penn St.	61 80	175	H	Mercer	71 66	
												249	H	Bethune-Cookman	56 58	
												256	N	Al abama A&M	60 65	
												267	A	Li berty	64 52	
												296	A	Kennesaw St.	55 75	
												314	A	FIU	73 62	
												328	H	Lip scomb	62 47	
												339	A	Savannah St.	68 58	
												340	A	Charle ston So.	68 58	
LAST 12 Division I GAMES:																
				155	H	North Ala.	59 62	314	A	FIU	73 62					
				267	A	Liberty	64 52	256	N	Al abama A&M	60 65					
				296	A	Kennesaw St.	55 75	82	A	Penn St.	61 80					
				328	H	Lip scomb	62 47	249	H	Bethune-Cookman	56 58					
				175	H	Mercer	71 66	340	A	Charle ston So.	68 58					
				339	A	Savannah St.	68 58	76	N	Old Domini on	76 78					

Non-Div I Games: Webber Int'l 73 39 Edward Waters 100 48 Warner 105 55

Jacksonville



Average RPI Win:	260	WON-LOST	WINNING	LAST 10	STRENGTH OF	OPP. STRENGTH	TEAM	ADJ.	CONF.	ADJ CONF.
Average RPI Loss:	108	RECORD	PCT. RANK	GAMES	SCHEDULE	OF SCHEDULE	RPI	RPI	RPI	RPI
DIV. I ONLY	7- 7	171	6-4	249	180	192	192	21	21	
DIV. I NON-CONF.	5- 5	162	0- 1	209	194	183	183	20	20	
-----										
TOTALS	RPI 1-25	RPI 26-50	W-L RECORDS	RPI 51-100	RPI 101-150	RPI 150+				
7- 7	0- 0	0- 0	OVERALL	0- 5	0- 1	7- 1				
2- 3	0- 0	0- 0	HOME	0- 2	0- 0	2- 1				
5- 2	0- 0	0- 0	AWAY	0- 1	0- 1	5- 0				
0- 2	0- 0	0- 0	NEUTRAL	0- 2	0- 0	0- 0				
5- 5	0- 0	0- 0	NON-CONFERENCE	0- 4	0- 1	5- 0				
1- 2	0- 0	0- 0	HOME	0- 2	0- 0	1- 0				
4- 1	0- 0	0- 0	AWAY	0- 0	0- 1	4- 0				
0- 2	0- 0	0- 0	NEUTRAL	0- 2	0- 0	0- 0				
2- 2	0- 0	0- 0	CONFERENCE	0- 1	0- 0	2- 1				
1- 1	0- 0	0- 0	HOME	0- 0	0- 0	1- 1				
1- 1	0- 0	0- 0	AWAY	0- 1	0- 0	1- 0				
0- 0	0- 0	0- 0	NEUTRAL	0- 0	0- 0	0- 0				

RPI 1-25				RPI 26-50				RPI 51-100				RPI 101+ Team's RPI: 192					
RPI	S	Opponent	Score	RPI	S	Opponent	Score	RPI	S	Opponent	Score	RPI	S	Opponent	Score		
								61	A	Bel mont	52	66	138	A	Texas Tech	58	71
								70	N	Harvard	62	69	185	H	Georgia St.	61	56
								86	H	Troy	63	89	190	A	Ole Miss	60	49
								97	H	Mi ami (OH)	41	58	209	H	SIUE	47	51
								98	N	Washi ngton St.	51	64	215	H	Eastern Ill.	78	49
													256	A	Al abama A&M	55	48
													307	A	Tennessee St.	62	52
													328	A	Li pscomb	58	46
													341	A	Fl ori da A&M	62	31
LAST 12 Division I GAMES:																	
				98	N	Washington St.	51	64	86	H	Troy	63	89				
				209	H	SIUE	47	51	97	H	Mi ami (OH)	41	58				
				215	H	Eastern Ill.	78	49	185	H	Georgia St.	61	56				
				307	A	Tennessee St.	62	52	256	A	Al abama A&M	55	48				
				61	A	Bel mont	52	66	190	A	Ole Mi ss	60	49				
				328	A	Li pscomb	58	46	70	N	Harvard	62	69				

Non-Div I Games: Montevallo 84 52

Jacksonville St.

Average RPI Win:	187	WON-LOST	WINNING	LAST 10	STRENGTH OF	OPP. STRENGTH	TEAM	ADJ.	CONF.	ADJ CONF.
Average RPI Loss:	109	RECORD	PCT. RANK	GAMES	SCHEDULE	OF SCHEDULE	RPI	RPI	RPI	RPI
DIV. I ONLY	12- 3	35	8-2	169	135	47	47	10	10	
DIV. I NON-CONF.	8- 3	71	0- 0	215	148	77	77	13	13	
-----										
TOTALS	RPI 1-25	RPI 26-50	W-L RECORDS	RPI 51-100	RPI 101-150	RPI 150+				
12- 3	0- 1	1- 0	OVERALL	3- 1	0- 0	8- 1				
7- 0	0- 0	1- 0	HOME	3- 0	0- 0	3- 0				
5- 3	0- 1	0- 0	AWAY	0- 1	0- 0	5- 1				
0- 0	0- 0	0- 0	NEUTRAL	0- 0	0- 0	0- 0				
8- 3	0- 1	0- 0	NON-CONFERENCE	3- 1	0- 0	5- 1				
5- 0	0- 0	0- 0	HOME	3- 0	0- 0	2- 0				
3- 3	0- 1	0- 0	AWAY	0- 1	0- 0	3- 1				
0- 0	0- 0	0- 0	NEUTRAL	0- 0	0- 0	0- 0				
4- 0	0- 0	1- 0	CONFERENCE	0- 0	0- 0	3- 0				
2- 0	0- 0	1- 0	HOME	0- 0	0- 0	1- 0				
2- 0	0- 0	0- 0	AWAY	0- 0	0- 0	2- 0				
0- 0	0- 0	0- 0	NEUTRAL	0- 0	0- 0	0- 0				

RPI 1-25				RPI 26-50				Team's RPI: 47				RPI 51-100				RPI 101+			
RPI	S	Opponent	Score	RPI	S	Opponent	Score					RPI	S	Opponent	Score	RPI	S	Opponent	Score
20	A	Maryland	63 87	36	H	Northeastern	84 49					90	A	Wake Forest	49 50	157	A	Drexel	51 35
												92	H	Georgetown	69 57	182	H	George Washington	50 37
												94	H	Dayton	68 55	199	A	Delaware	68 43
												100	H	St. John's (NY)	64 51	216	A	Hampton	65 72
																235	H	Hofstra	77 54
																263	A	Robert Morris	59 36
																267	A	Liberty	74 53
																276	H	Winthrop	56 39
																346	A	Delaware St.	103 57
LAST 12 Division I GAMES:																			
				36	H	Northeastern	84 49					100	H	St. John's (NY)	64 51				
				235	H	Hofstra	77 54					90	A	Wake Forest	49 50				
				157	A	Drexel	51 35					20	A	Maryland	63 87				
				199	A	Delaware	68 43					94	H	Dayton	68 55				
				263	A	Robert Morris	59 36					267	A	Liberty	74 53				
				216	A	Hampton	65 72					276	H	Winthrop	56 39				

Non-Div I Games:

James Madison

Average RPI Win:	170	WON-LOST	WINNING	LAST 10	STRENGTH OF	OPP. STRENGTH	TEAM	ADJ.	CONF.	ADJ CONF.
Average RPI Loss:	62	RECORD	PCT. RANK	GAMES	SCHEDULE	OF SCHEDULE	RPI	RPI	RPI	RPI
DIV. I ONLY	11- 4	62	6-4	91	43	55	55	3	3	
DIV. I NON-CONF.	10- 1	19	1- 0	219	117	41	41	3	3	
-----										
TOTALS	RPI 1-25	RPI 26-50	W-L RECORDS	RPI 51-100	RPI 101-150	RPI 150+				
11- 4	0- 2	1- 0	OVERALL	3- 1	0- 1	7- 0				
7- 2	0- 2	0- 0	HOME	0- 0	0- 0	7- 0				
2- 2	0- 0	1- 0	AWAY	1- 1	0- 1	0- 0				
2- 0	0- 0	0- 0	NEUTRAL	2- 0	0- 0	0- 0				
10- 1	0- 0	0- 0	NON-CONFERENCE	3- 1	0- 0	7- 0				
7- 0	0- 0	0- 0	HOME	0- 0	0- 0	7- 0				
1- 1	0- 0	0- 0	AWAY	1- 1	0- 0	0- 0				
2- 0	0- 0	0- 0	NEUTRAL	2- 0	0- 0	0- 0				
1- 3	0- 2	1- 0	CONFERENCE	0- 0	0- 1	0- 0				
0- 2	0- 2	0- 0	HOME	0- 0	0- 0	0- 0				
1- 1	0- 0	1- 0	AWAY	0- 0	0- 1	0- 0				
0- 0	0- 0	0- 0	NEUTRAL	0- 0	0- 0	0- 0				

RPI 1-25				RPI 26-50				RPI 51-100				Team's RPI : 55				RPI 101+			
RPI	S	Opponent	Score	RPI	S	Opponent	Score	RPI	S	Opponent	Score	RPI	S	Opponent	Score	RPI	S	Opponent	Score
3	H	Bayl or	68 94	49	A	Kansas St.	61 54	52	A	LSU	68 61	138	A	Texas Tech	66 69				
11	H	Iowa St.	73 82					71	N	Northwestern	66 57	164	H	Oral Roberts	70 58				
								96	A	Nebraska	52 58	177	H	UMKC	67 55				
								98	N	Washington St.	71 63	180	H	Grambl ing	76 45				
												211	H	George Mason	77 56				
												256	H	Al abama A&M	65 54				
												295	H	Vermont	77 36				
												317	H	Iona	75 44				
-----																			
LAST 12 Di vi si on I GAMES:																			
71	N	Northwestern	66 57	295	H	Vermont	77 36												
3	H	Bayl or	68 94	98	N	Washington St.	71 63												
49	A	Kansas St.	61 54	180	H	Grambl ing	76 45												
138	A	Texas Tech	66 69	96	A	Nebraska	52 58												
11	H	Iowa St.	73 82	52	A	LSU	68 61												
211	H	George Mason	77 56	317	H	Iona	75 44												

Non-Div I Games:

Kansas

Average RPI Win:	156	WON-LOST	WINNING	LAST 10	STRENGTH OF	OPP. STRENGTH	TEAM	ADJ.	CONF.	ADJ CONF.
Average RPI Loss:	20	RECORD	PCT. RANK	GAMES	SCHEDULE	OF SCHEDULE	RPI	RPI	RPI	RPI

DIV. I ONLY	11- 6	95	6-4	37	9	49	49	3	3
DIV. I NON-CONF.	9- 3	61	0- 0	99	33	51	51	3	3
-----									
TOTALS	RPI 1-25	RPI 26-50	W-L RECORDS	RPI 51-100	RPI 101-150	RPI 150+			
11- 6	1- 4	0- 1	OVERALL	3- 1	2- 0	5- 0			
9- 1	1- 0	0- 0	HOME	2- 1	1- 0	5- 0			
1- 2	0- 2	0- 0	AWAY	0- 0	1- 0	0- 0			
1- 3	0- 2	0- 1	NEUTRAL	1- 0	0- 0	0- 0			
9- 3	0- 2	0- 1	NON-CONFERENCE	3- 0	1- 0	5- 0			
7- 0	0- 0	0- 0	HOME	2- 0	0- 0	5- 0			
1- 0	0- 0	0- 0	AWAY	0- 0	1- 0	0- 0			
1- 3	0- 2	0- 1	NEUTRAL	1- 0	0- 0	0- 0			
2- 3	1- 2	0- 0	CONFERENCE	0- 1	1- 0	0- 0			
2- 1	1- 0	0- 0	HOME	0- 1	1- 0	0- 0			
0- 2	0- 2	0- 0	AWAY	0- 0	0- 0	0- 0			
0- 0	0- 0	0- 0	NEUTRAL	0- 0	0- 0	0- 0			

RPI 1-25	RPI 26-50	Team's RPI: 49	RPI 51-100	RPI 101+
RPI S Opponent Score	RPI S Opponent Score		RPI S Opponent Score	RPI S Opponent Score
3 A Baylor 50 65	33 N DePaul 59 79		55 H Kansas 54 61	127 A Little Rock 53 47
4 N Syracuse 61 70			67 H Lamar University 73 55	150 H Oklahoma 86 56
11 A Iowa St. 58 96			69 H UNI 72 62	174 H Vanderbilt 72 61
15 N Arizona St. 51 65			87 N Princeton 80 61	177 H UMKC 61 50
25 H Texas 87 69				202 H North Texas 60 42
				311 H Omaha 61 46
				325 H Central Ark. 70 54
LAST 12 Division I GAMES:				
25 H Texas 87 69	69 H UNI 72 62			
55 H Kansas 54 61	325 H Central Ark. 70 54			
3 A Baylor 50 65	15 N Arizona St. 51 65			
150 H Oklahoma 86 56	127 A Little Rock 53 47			
11 A Iowa St. 58 96	67 H Lamar University 73 55			
87 N Princeton 80 61	174 H Vanderbilt 72 61			

Non-Div I Games:

Kansas St.

Average RPI Win:	272	WON-LOST	WINNING	LAST 10	STRENGTH OF	OPP. STRENGTH	TEAM	ADJ.	CONF.	ADJ CONF.
Average RPI Loss:	177	RECORD	PCT. RANK	GAMES	SCHEDULE	OF SCHEDULE	RPI	RPI	RPI	RPI
DIV. I ONLY	4- 11	284	3-7	230	316	296	296	25	25	
DIV. I NON-CONF.	3- 9	271	0- 0	155	307	276	276	27	27	
-----										
TOTALS	RPI 1-25	RPI 26-50	W-L RECORDS	RPI 51-100	RPI 101-150	RPI 150+				
4- 11	0- 0	0- 2	OVERALL	0- 1	0- 1	4- 7				
3- 1	0- 0	0- 0	HOME	0- 0	0- 0	3- 1				
0- 6	0- 0	0- 1	AWAY	0- 1	0- 0	0- 4				
1- 4	0- 0	0- 1	NEUTRAL	0- 0	0- 1	1- 2				
3- 9	0- 0	0- 2	NON-CONFERENCE	0- 1	0- 1	3- 5				
2- 0	0- 0	0- 0	HOME	0- 0	0- 0	2- 0				
0- 5	0- 0	0- 1	AWAY	0- 1	0- 0	0- 3				
1- 4	0- 0	0- 1	NEUTRAL	0- 0	0- 1	1- 2				
1- 2	0- 0	0- 0	CONFERENCE	0- 0	0- 0	1- 2				
1- 1	0- 0	0- 0	HOME	0- 0	0- 0	1- 1				
0- 1	0- 0	0- 0	AWAY	0- 0	0- 0	0- 1				
0- 0	0- 0	0- 0	NEUTRAL	0- 0	0- 0	0- 0				

RPI 1-25				RPI 26-50				RPI 51-100				RPI 101+ Team's RPI: 296			
RPI	S	Opponent	Score	RPI	S	Opponent	Score	RPI	S	Opponent	Score	RPI	S	Opponent	Score
				31	N	Michigan St.	51 75	88	A	Seton Hall	80 102	106	N	Idaho St.	49 60
				32	A	Georgia Tech	35 60					175	A	Mercer	48 64
												185	A	Georgia St.	73 79
												201	A	East Carolina	56 68
												219	H	Jacksonville	75 55
												238	H	Furman	74 63
												249	N	Bethune-Cookman	61 64
												267	H	Liberty	61 67
												284	H	Ga. Southern	78 59
												303	N	UMBC	53 57
												305	A	NJIT	60 66
												348	N	N.C. Central	78 54
LAST 12 Division I GAMES:															
				267	H	Liberty	61 67	32	A	Georgia Tech	35 60				
				219	H	Jacksonville	75 55	185	A	Georgia St.	73 79				
				305	A	NJIT	60 66	175	A	Mercer	48 64				
				348	N	N.C. Central	78 54	284	H	Ga. Southern	78 59				
				249	N	Bethune-Cookman	61 64	31	N	Michigan St.	51 75				
				201	A	East Carolina	56 68	106	N	Idaho St.	49 60				

Non-Div I Games: Middle Ga. St. 80 70

Kennesaw St.

Average RPI Win: 208

Average RPI Loss: 64

WON-LOST  
RECORDWINNING  
PCT. RANKLAST 10  
GAMESSTRENGTH OF  
SCHEDULEOPP. STRENGTH  
OF SCHEDULETEAM  
RPIADJ.  
RPICONF.  
RPIADJ CONF.  
RPIDIV. I ONLY  
DIV. I NON-CONF.9- 5  
6- 498  
1257-3  
0- 081  
208143  
10262  
11562  
1158  
88  
8

TOTALS

RPI 1-25

RPI 26-50

W-L RECORDS

RPI 51-100

RPI 101-150

RPI 150+

9- 5 0- 1  
5- 1 0- 0  
4- 4 0- 1  
0- 0 0- 00- 2  
0- 0  
0- 2  
0- 0OVERALL  
HOME  
AWAY  
NEUTRAL0- 1  
0- 0  
0- 1  
0- 03- 1  
2- 1  
1- 0  
0- 06- 0  
3- 0  
3- 0  
0- 06- 4 0- 1  
3- 1 0- 0  
3- 3 0- 1  
0- 0 0- 00- 1  
0- 0  
0- 1  
0- 0NON-CONFERENCE  
HOME  
AWAY  
NEUTRAL0- 1  
0- 0  
0- 1  
0- 01- 1  
1- 1  
0- 0  
0- 05- 0  
2- 0  
3- 0  
0- 03- 1 0- 0  
2- 0 0- 0  
1- 1 0- 0  
0- 0 0- 00- 1  
0- 0  
0- 1  
0- 0CONFERENCE  
HOME  
AWAY  
NEUTRAL0- 0  
0- 0  
0- 0  
0- 02- 0  
1- 0  
1- 0  
0- 01- 0  
1- 0  
0- 0  
0- 0

RPI 1-25

RPI 26-50

RPI 51-100

Team's RPI: 62

RPI 101+

RPI S Opponent Score  
8 A NC State 61 78RPI S Opponent Score  
46 A Ohio 81 83  
50 A North Carolina 60 73RPI S Opponent Score  
83 A Wright St. 55 61RPI S Opponent Score  
101 A Toledo 58 47  
105 H Northern Ill. 87 78  
126 H Youngstown St. 62 34  
135 H Duquesne 72 77  
186 H Eastern Mich. 71 64  
222 A St. Bonaventure 76 64  
263 A Robert Morris 54 46  
273 H Northern Ky. 62 61  
288 H Oakland 75 65  
305 A NJIT 57 40

LAST 12 Division I GAMES:

46 A Ohio	81 83	222 A St. Bonaventure	76 64
101 A Toledo	58 47	263 A Robert Morris	54 46
105 H Northern Ill.	87 78	83 A Wright St.	55 61
186 H Eastern Mich.	71 64	135 H Duquesne	72 77
305 A NJIT	57 40	126 H Youngstown St.	62 34
273 H Northern Ky.	62 61	288 H Oakland	75 65

Non-Div I Games:

Clarion

92 38

Kent St.

Average RPI Win:	158	WON-LOST	WINNING	LAST 10	STRENGTH OF	OPP. STRENGTH	TEAM	ADJ.	CONF.	ADJ CONF.
Average RPI Loss:	68	RECORD	PCT. RANK	GAMES	SCHEDULE	OF SCHEDULE	RPI	RPI	RPI	RPI
DIV. I ONLY	15- 3	23	7-3	110	31	29	29	6	6	
DIV. I NON-CONF.	13- 1	9	0- 0	143	57	21	21	6	6	
-----										
TOTALS	RPI 1-25	RPI 26-50	W-L RECORDS	RPI 51-100	RPI 101-150	RPI 150+				
15- 3	0- 2	3- 0	OVERALL	1- 0	2- 0	9- 1				
11- 1	0- 0	0- 0	HOME	1- 0	1- 0	9- 1				
1- 2	0- 2	1- 0	AWAY	0- 0	0- 0	0- 0				
3- 0	0- 0	2- 0	NEUTRAL	0- 0	1- 0	0- 0				
13- 1	0- 1	2- 0	NON-CONFERENCE	1- 0	2- 0	8- 0				
10- 0	0- 0	0- 0	HOME	1- 0	1- 0	8- 0				
0- 1	0- 1	0- 0	AWAY	0- 0	0- 0	0- 0				
3- 0	0- 0	2- 0	NEUTRAL	0- 0	1- 0	0- 0				
2- 2	0- 1	1- 0	CONFERENCE	0- 0	0- 0	1- 1				
1- 1	0- 0	0- 0	HOME	0- 0	0- 0	1- 1				
1- 1	0- 1	1- 0	AWAY	0- 0	0- 0	0- 0				
0- 0	0- 0	0- 0	NEUTRAL	0- 0	0- 0	0- 0				

RPI 1-25				RPI 26-50				Team's RPI: 29				RPI 51-100				RPI 101+			
RPI	S	Opponent	Score	RPI	S	Opponent	Score	RPI	S	Opponent	Score	RPI	S	Opponent	Score	RPI	S	Opponent	Score
6	A	Louisville	75 80	30	A	Tennessee	73 71	63	H	Middle Tenn.	72 55	116	H	Virginia	63 51				
9	A	Mississippi St.	71 86	40	N	UCLA	75 74					141	N	South Fla.	85 63				
				50	N	North Carolina	85 75					154	H	High Point	71 49				
												169	H	Southern U.	91 41				
												174	H	Vanderbilt	77 55				
												176	H	Rhode Island	75 52				
												181	H	Morehead St.	87 57				
												190	H	Ole Miss	49 55				
												244	H	Sacred Heart	71 43				
												253	H	Murray St.	88 49				
												261	H	Alabama St.	87 35				
												316	H	Western Caro.	99 39				
-----																			
										LAST 12 Division I GAMES:									
190	H	Ole Miss	49 55	253	H	Murray St.	88 49												
30	A	Tennessee	73 71	316	H	Western Caro.	99 39												
9	A	Mississippi St.	71 86	63	H	Middle Tenn.	72 55												
174	H	Vanderbilt	77 55	6	A	Louisville	75 80												
244	H	Sacred Heart	71 43	176	H	Rhode Island	75 52												
50	N	North Carolina	85 75	181	H	Morehead St.	87 57												

Non-Div I Games:

Kentucky

RPI

RPI 1-25				RPI 26-50				RPI 51-100				RPI 101+ Team's RPI: 350			
RPI	S	Opponent	Score	RPI	S	Opponent	Score	RPI	S	Opponent	Score	RPI	S	Opponent	Score
								66	A	Michigan	38 83	115	A	Lehigh	38 72
												131	N	UC Irvine	71 84
												223	H	Saint Francis (PA)	66 80
												244	A	Sacred Heart	53 75
												263	H	Robert Morris	37 89
												280	A	Bryant	62 69
												289	H	UMass Lowell	64 69
												298	A	Fairfield	43 71
												299	H	Army West Point	42 57
												300	A	Saint Peter's	59 86
												305	H	NJIT	51 72
												330	H	Lafayette	55 50
												334	A	Grand Canyon	62 65
												342	A	Manhattan	46 61
LAST 12 Division I GAMES:															
				263	H	Robert Morris	37 89	115	A	Lehigh	38 72				
				223	H	Saint Francis (PA)	66 80	305	H	NJIT	51 72				
				244	A	Sacred Heart	53 75	66	A	Michigan	38 83				
				280	A	Bryant	62 69	289	H	UMass Lowell	64 69				
				330	H	Lafayette	55 50	334	A	Grand Canyon	62 65				
				300	A	Saint Peter's	59 86	131	N	UC Irvine	71 84				

LI U Brooklyn



Average RPI Win:	169	WON-LOST	WINNING	LAST 10	STRENGTH OF	OPP. STRENGTH	TEAM	ADJ.	CONF.	ADJ CONF.
Average RPI Loss:	54	RECORD	PCT. RANK	GAMES	SCHEDULE	OF SCHEDULE	RPI	RPI	RPI	RPI
DIV. I ONLY	11- 5	79	7-3	44	120	52	52	6	6	
DIV. I NON-CONF.	9- 3	61	0- 0	74	177	60	60	6	6	
-----										
TOTALS	RPI 1-25	RPI 26-50	W-L RECORDS	RPI 51-100	RPI 101-150	RPI 150+				
11- 5	0- 2	2- 0	OVERALL	1- 3	2- 0	6- 0				
8- 3	0- 1	1- 0	HOME	1- 2	2- 0	4- 0				
3- 2	0- 1	1- 0	AWAY	0- 1	0- 0	2- 0				
0- 0	0- 0	0- 0	NEUTRAL	0- 0	0- 0	0- 0				
9- 3	0- 1	1- 0	NON-CONFERENCE	1- 2	2- 0	5- 0				
7- 2	0- 0	0- 0	HOME	1- 2	2- 0	4- 0				
2- 1	0- 1	1- 0	AWAY	0- 0	0- 0	1- 0				
0- 0	0- 0	0- 0	NEUTRAL	0- 0	0- 0	0- 0				
2- 2	0- 1	1- 0	CONFERENCE	0- 1	0- 0	1- 0				
1- 1	0- 1	1- 0	HOME	0- 0	0- 0	0- 0				
1- 1	0- 0	0- 0	AWAY	0- 1	0- 0	1- 0				
0- 0	0- 0	0- 0	NEUTRAL	0- 0	0- 0	0- 0				

RPI 1-25				RPI 26-50				RPI 51-100 Team's RPI: 52				RPI 101+			
RPI	S	Opponent	Score	RPI	S	Opponent	Score	RPI	S	Opponent	Score	RPI	S	Opponent	Score
17	A	Rutgers	43 57	27	A	Florida St.	58 45	55	H	Kansas	61 68	127	H	Little Rock	60 45
24	H	South Carolina	53 76	37	H	Texas A&M	63 52	81	H	Northern Colo.	62 57	141	H	South Fla.	78 49
								84	H	Tulane	54 56	190	A	Ole Miss	55 41
								89	A	Georgia	50 63	203	H	Southeastern La.	72 52
												218	H	Nicholls St.	76 44
												228	H	Sam Houston St.	66 52
												270	A	Louisiana	76 54
												335	H	McNeese	86 36
LAST 12 Division I GAMES:															
24	H	South Carolina	53 76	203	H	Southeastern La.	72 52	270	A	Louisiana	76 54				
190	A	Ole Miss	55 41	218	H	Nicholls St.	76 44	17	A	Rutgers	43 57				
37	H	Texas A&M	63 52	335	H	McNeese	86 36	55	H	Kansas	61 68				
89	A	Georgia	50 63												
141	H	South Fla.	78 49												
127	H	Little Rock	60 45												

Non-Div I Games:

LSU

Average RPI Win:	240	WON-LOST	WINNING	LAST 10	STRENGTH OF	OPP. STRENGTH	TEAM	ADJ.	CONF.	ADJ CONF.
Average RPI Loss:	136	RECORD	PCT. RANK	GAMES	SCHEDULE	OF SCHEDULE	RPI	RPI	RPI	RPI
DIV. I ONLY	3- 15	318	3-7	128	195	271	271	17	17	
DIV. I NON-CONF.	3- 11	292	0- 0	121	215	258	258	17	17	
-----										
TOTALS	RPI 1-25	RPI 26-50	W-L RECORDS	RPI 51-100	RPI 101-150	RPI 150+				
3- 15	0- 0	0- 2	OVERALL	0- 5	0- 2	3- 6				
1- 5	0- 0	0- 0	HOME	0- 1	0- 0	1- 4				
0- 10	0- 0	0- 2	AWAY	0- 4	0- 2	0- 2				
2- 0	0- 0	0- 0	NEUTRAL	0- 0	0- 0	2- 0				
3- 11	0- 0	0- 2	NON-CONFERENCE	0- 4	0- 1	3- 4				
1- 3	0- 0	0- 0	HOME	0- 1	0- 0	1- 2				
0- 8	0- 0	0- 2	AWAY	0- 3	0- 1	0- 2				
2- 0	0- 0	0- 0	NEUTRAL	0- 0	0- 0	2- 0				
0- 4	0- 0	0- 0	CONFERENCE	0- 1	0- 1	0- 2				
0- 2	0- 0	0- 0	HOME	0- 0	0- 0	0- 2				
0- 2	0- 0	0- 0	AWAY	0- 1	0- 1	0- 0				
0- 0	0- 0	0- 0	NEUTRAL	0- 0	0- 0	0- 0				

RPI 1-25				RPI 26-50				RPI 51-100				RPI 101+				Team's RPI: 271	
RPI	S	Opponent	Score	RPI	S	Opponent	Score	RPI	S	Opponent	Score	RPI	S	Opponent	Score		
				34	A	Oregon St.	46 100	70	A	Harvard	43 88	111	A	Provi dence	47 77		
				41	A	Vi l l anova	68 81	85	A	Penn	34 65	140	A	VCU	38 68		
								91	A	Towson	68 92	157	H	Drexel	43 58		
								94	A	Dayton	45 84	168	N	Pepperdi ne	62 55		
								100	H	St. John' s (NY)	57 83	182	H	George Washi ngton	59 67		
												195	H	Massachusetts	60 74		
												220	H	Howard	54 57		
												254	A	Temple	47 75		
												263	A	Robert Morris	39 67		
												273	N	Northern Ky.	74 56		
												278	H	Norfol k St.	62 52		
LAST 12 Di vi si on I GAMES:																	
				182	H	George Washi ngton	59 67	111	A	Provi dence	47 77						
				195	H	Massachusetts	60 74	168	N	Pepperdi ne	62 55						
				140	A	VCU	38 68	273	N	Northern Ky.	74 56						
				94	A	Dayton	45 84	100	H	St. John' s (NY)	57 83						
				254	A	Templ e	47 75	278	H	Norfol k St.	62 52						
				34	A	Oregon St.	46 100	85	A	Penn	34 65						

Non-Div I Games:

La Salle

Average RPI Win: 299

Average RPI Loss: 191

WON-LOST  
RECORDWINNING  
PCT. RANKLAST 10  
GAMESSTRENGTH OF  
SCHEDULEOPP. STRENGTH  
OF SCHEDULETEAM  
RPIADJ.  
RPICONF.  
RPIADJ CONF.  
RPIDIV. I ONLY  
DIV. I NON-CONF.5- 8  
4- 5232  
1904-6  
0- 0348  
349217  
271312  
319312  
31915  
1515  
15

TOTALS

RPI 1-25

RPI 26-50

W-L RECORDS

RPI 51-100

RPI 101-150

RPI 150+

5- 8  
3- 2  
2- 6  
0- 00- 0  
0- 0  
0- 0  
0- 00- 0  
0- 0  
0- 0  
0- 0OVERALL  
HOME  
AWAY  
NEUTRAL0- 0  
0- 0  
0- 0  
0- 00- 3  
0- 0  
0- 3  
0- 05- 5  
3- 2  
2- 3  
0- 04- 5  
2- 1  
2- 4  
0- 00- 0  
0- 0  
0- 0  
0- 00- 0  
0- 0  
0- 0  
0- 0NON-CONFERENCE  
HOME  
AWAY  
NEUTRAL0- 0  
0- 0  
0- 0  
0- 00- 1  
0- 0  
0- 1  
0- 04- 4  
2- 1  
2- 3  
0- 01- 3  
1- 1  
0- 2  
0- 00- 0  
0- 0  
0- 0  
0- 00- 0  
0- 0  
0- 0  
0- 0CONFERENCE  
HOME  
AWAY  
NEUTRAL0- 0  
0- 0  
0- 0  
0- 00- 2  
0- 0  
0- 2  
0- 01- 1  
1- 1  
0- 0  
0- 0

RPI 1-25

RPI S Opponent Score

RPI 26-50

RPI S Opponent Score

RPI 51-100

RPI S Opponent Score

RPI 101+

Team's RPI: 312

RPI	S	Opponent	Score
123	A	Arkansas St.	54 64
127	A	Little Rock	44 63
138	A	Texas Tech	42 86
185	H	Georgia St.	41 56
203	A	Southeastern La.	42 49
218	H	Nicholls St.	54 55
231	A	SMU	38 49
272	H	Mississippi Val.	72 65
279	A	New Orleans	57 44
284	H	Ga. Southern	58 57
304	A	Houston Baptist	60 68
326	A	Northwestern St.	63 55
335	H	McNeese	69 60

LAST 12 Division I GAMES:

185	H	Georgia St.	41 56	203	A	Southeastern La.	42 49
284	H	Ga. Southern	58 57	218	H	Nicholls St.	54 55
123	A	Arkansas St.	54 64	272	H	Mississippi Val.	72 65
127	A	Little Rock	44 63	326	A	Northwestern St.	63 55
304	A	Houston Baptist	60 68	279	A	New Orleans	57 44
138	A	Texas Tech	42 86	335	H	McNeese	69 60

L  
a  
.  
-  
M  
o  
n  
r  
o  
eL  
a  
.  
-  
M  
o  
n  
r  
o  
e

Non-Div I Games:

LSU-Alexandria

93 62

Ark. -Monticello

70 39

La. -Monroe

Loss, Non-Conf, S Site, H Home A Away N Neutral

Average RPI Win:	282
Average RPI Loss:	238

Average RPI Win: 282		WON-LOST	WINNING	LAST 10	STRENGTH OF	OPP. STRENGTH	TEAM	ADJ.	CONF.	ADJ CONF.
Average RPI Loss: 238		RECORD	PCT. RANK	GAMES	SCHEDULE	OF SCHEDULE	RPI	RPI	RPI	RPI
DIV. I ONLY		6- 10	237	3-7	345	329	330	330	20	20
DIV. I NON-CONF.		5- 6	177	0- 1	351	323	341	341	23	23
TOTALS		RPI 1-25	RPI 26-50	W-L RECORDS		RPI 51-100	RPI 101-150	RPI 150+		
6- 10	0- 0	0- 0		OVERALL		0- 1	0- 1	6- 8		
4- 4	0- 0	0- 0		HOME		0- 1	0- 1	4- 2		
2- 5	0- 0	0- 0		AWAY		0- 0	0- 0	2- 5		
0- 1	0- 0	0- 0		NEUTRAL		0- 0	0- 0	0- 1		
5- 6	0- 0	0- 0		NON-CONFERENCE		0- 0	0- 0	5- 6		
3- 2	0- 0	0- 0		HOME		0- 0	0- 0	3- 2		
2- 3	0- 0	0- 0		AWAY		0- 0	0- 0	2- 3		
0- 1	0- 0	0- 0		NEUTRAL		0- 0	0- 0	0- 1		
1- 4	0- 0	0- 0		CONFERENCE		0- 1	0- 1	1- 2		
1- 2	0- 0	0- 0		HOME		0- 1	0- 1	1- 0		
0- 2	0- 0	0- 0		AWAY		0- 0	0- 0	0- 2		
0- 0	0- 0	0- 0		NEUTRAL		0- 0	0- 0	0- 0		

[illegible]

### Non-Div I Games:

Lafayette

Average RPI	Win: 221	WON-LOST RECORD	WINNING PCT. RANK	LAST 10 GAMES	STRENGTH OF SCHEDULE	OPP. STRENGTH OF SCHEDULE	TEAM RPI	ADJ. RPI	CONF. RPI	ADJ. CONF. RPI
Average RPI	Loss: 66									
DIV. I ONLY	8- 4	83	8-2	93	186	67	67	26	26	
DIV. I NON-CONF.	3- 4	199	0- 0	5	67	26	26	22	22	
<hr/>										
TOTALS	RPI 1-25	RPI 26-50	W-L RECORDS	RPI 51-100	RPI 101-150	RPI 150+				
8- 4	0- 1	1- 2	OVERALL	1- 0	0- 0	6- 1				
5- 0	0- 0	0- 0	HOME	1- 0	0- 0	4- 0				
3- 3	0- 1	1- 1	AWAY	0- 0	0- 0	2- 1				
0- 1	0- 0	0- 1	NEUTRAL	0- 0	0- 0	0- 0				
3- 4	0- 1	1- 2	NON-CONFERENCE	1- 0	0- 0	1- 1				
1- 0	0- 0	0- 0	HOME	1- 0	0- 0	0- 0				
2- 3	0- 1	1- 1	AWAY	0- 0	0- 0	1- 1				
0- 1	0- 0	0- 1	NEUTRAL	0- 0	0- 0	0- 0				
5- 0	0- 0	0- 0	CONFERENCE	0- 0	0- 0	5- 0				
4- 0	0- 0	0- 0	HOME	0- 0	0- 0	4- 0				
1- 0	0- 0	0- 0	AWAY	0- 0	0- 0	1- 0				
0- 0	0- 0	0- 0	NEUTRAL	0- 0	0- 0	0- 0				

RPI 1-25				RPI 26-50				RPI 51-100				Team's RPI: 67	RPI 101+			
RPI	S	Opponent	Score	RPI	S	Opponent	Score	RPI	S	Opponent	Score		RPI	S	Opponent	Score
9	A	Mississippi St.	53 104	37	A	Texas A&M	74 68	74	H	Pacific	82 66		161	A	Denver	110 117
				46	N	Ohio	62 87						203	H	Southeastern La.	94 54
				49	A	Kansas St.	55 73						270	A	Louisiana	79 77
													275	H	A&M-Corpus Christi	76 58
													279	A	New Orleans	79 57
													304	H	Houston Baptist	63 50
													325	H	Central Ark.	57 37
<hr/>																
LAST 12 Division I GAMES:																
				203	H	Southeastern La.	94 54	74	H	Pacific	82 66					
				325	H	Central Ark.	57 37	49	A	Kansas St.	55 73					
				279	A	New Orleans	79 57	37	A	Texas A&M	74 68					
				275	H	A&M-Corpus Christi	76 58	46	N	Ohio	62 87					
				304	H	Houston Baptist	63 50	161	A	Denver	110 117					
				270	A	Louisiana	79 77	9	A	Mississippi St.	53 104					

Non-Div I Games: LeTourneau 104 27 Louisiana Col. 94 43 McMurry 100 37 Howard Payne 93 37 Lamar University

Average RPI Win: 262

Average RPI Loss: 80

WON-LOST  
RECORDWINNING  
PCT. RANKLAST 10  
GAMESSTRENGTH OF  
SCHEDULEOPP. STRENGTH  
OF SCHEDULETEAM  
RPIADJ.  
RPICONF.  
RPIADJ CONF.  
RPIDIV. I ONLY  
DIV. I NON-CONF.10- 5  
7- 383  
836-4  
0- 1150  
196271  
229115  
136115  
13620  
2320  
23

TOTALS

RPI 1-25

RPI 26-50

W-L RECORDS

RPI 51-100

RPI 101-150

RPI 150+

10- 5

0- 1

0- 1

OVERALL

0- 1

0- 1

10- 1

6- 2

0- 0

0- 1

HOME

0- 0

0- 1

6- 0

4- 3

0- 1

0- 0

AWAY

0- 1

0- 0

4- 1

0- 0

0- 0

0- 0

NEUTRAL

0- 0

0- 0

0- 0

7- 3

0- 1

0- 1

NON-CONFERENCE

0- 0

0- 1

7- 0

5- 2

0- 0

0- 1

HOME

0- 0

0- 1

5- 0

2- 1

0- 1

0- 0

AWAY

0- 0

0- 0

2- 0

0- 0

0- 0

0- 0

NEUTRAL

0- 0

0- 0

0- 0

3- 2

0- 0

0- 0

CONFERENCE

0- 1

0- 0

3- 1

1- 0

0- 0

0- 0

HOME

0- 0

0- 0

1- 0

2- 2

0- 0

0- 0

AWAY

0- 1

0- 0

2- 1

0- 0

0- 0

0- 0

NEUTRAL

0- 0

0- 0

0- 0

RPI 1-25

RPI 26-50

RPI 51-100

RPI 101+

Team's RPI: 115

RPI	S	Opponent	Score
1	A	Notre Dame	68 95

RPI	S	Opponent	Score
41	H	Villanova	48 70

RPI	S	Opponent	Score
56	A	Bucknell	53 71

RPI	S	Opponent	Score
139	H	Charlotte	60 62
162	A	Boston U.	45 58
193	H	Cornell	67 54
196	A	Navy	56 38
237	A	Binghamton	65 55
239	H	Monmouth	63 48
244	H	Sacred Heart	70 66
250	H	Holy Cross	64 55
278	H	Norfolk St.	62 41
302	A	Central Conn. St.	88 62
330	A	Lafayette	70 43
350	H	LIU Brooklyn	72 38

LAST 12 Division I GAMES:

139	H	Charlotte	60 62	330	A	Lafayette	70 43
56	A	Bucknell	53 71	1	A	Notre Dame	68 95
162	A	Boston U.	45 58	350	H	LIU Brooklyn	72 38
250	H	Holy Cross	64 55	244	H	Sacred Heart	70 66
196	A	Navy	56 38	193	H	Cornell	67 54
237	A	Binghamton	65 55	278	H	Norfolk St.	62 41

Non-Div I Games:

Kutztown

73 39

Lehigh

Average RPI Win: 228  
Average RPI Loss: 168

WON-LOST  
RECORD

WINNING  
PCT. RANK

LAST 10  
GAMES

STRENGTH OF  
SCHEDULE

OPP. STRENGTH  
OF SCHEDULE

TEAM  
RPI

ADJ.  
RPI

CONF.  
RPI

ADJ CONF.  
RPI

DIV. I ONLY	4- 12	293	4-6	211	212	267	267	25	25
DIV. I NON-CONF.	3- 9	271	0- 1	175	214	267	267	27	27
TOTALS	RPI 1-25	RPI 26-50	W-L RECORDS	RPI 51-100	RPI 101-150	RPI 150+			
4- 12	0- 1	0- 1	OVERALL	0- 2	1- 2	3- 6			
1- 3	0- 0	0- 1	HOME	0- 1	0- 0	1- 1			
2- 6	0- 0	0- 0	AWAY	0- 1	0- 1	2- 4			
1- 3	0- 1	0- 0	NEUTRAL	0- 0	1- 1	0- 1			
3- 9	0- 1	0- 1	NON-CONFERENCE	0- 1	1- 2	2- 4			
1- 2	0- 0	0- 1	HOME	0- 1	0- 0	1- 0			
1- 4	0- 0	0- 0	AWAY	0- 0	0- 1	1- 3			
1- 3	0- 1	0- 0	NEUTRAL	0- 0	1- 1	0- 1			
1- 3	0- 0	0- 0	CONFERENCE	0- 1	0- 0	1- 2			
0- 1	0- 0	0- 0	HOME	0- 0	0- 0	0- 1			
1- 2	0- 0	0- 0	AWAY	0- 1	0- 0	1- 1			
0- 0	0- 0	0- 0	NEUTRAL	0- 0	0- 0	0- 0			

RPI S	Opponent	Score	RPI S	Opponent	Score	RPI S	Opponent	Score	RPI S	Opponent	Score	Team's RPI: 267
18 N	UCF	45 53	47 H	James Madison	53 74	77 A	FGCU	50 68	134 A	Chattanooga	60 75	
						78 H	Virginia Tech	61 72	135 N	Duquesne	55 51	
									139 N	Charlotte	61 63	
									201 A	East Carolina	63 66	
									219 H	Jacksonville	52 64	
									223 H	Saint Francis (PA)	82 53	
									249 A	Bethune-Cookman	76 81	
									251 A	Stetson	52 69	
									257 A	ETSU	89 86	
									278 N	Norfolk St.	53 66	
									296 A	Kennesaw St.	67 61	
									323 A	UNC Greensboro	45 48	
LAST 12 Division I GAMES:												
278 N	Norfolk St.	53 66	135 N	Duquesne	55 51							
296 A	Kennesaw St.	67 61	18 N	UCF	45 53							
219 H	Jacksonville	52 64	323 A	UNC Greensboro	45 48							
251 A	Stetson	52 69	201 A	East Carolina	63 66							
77 A	FGCU	50 68	257 A	ETSU	89 86							
139 N	Charlotte	61 63	47 H	James Madison	53 74							

Non-Div I Games: West Chester 61 42

Liberty

Loss, Non-Conf, S Site, H Home A Away N Neutral

Average RPI Win:	282	WON-LOST	WINNING	LAST 10	STRENGTH OF	OPP. STRENGTH	TEAM	ADJ.	CONF.	ADJ CONF.
Average RPI Loss:	192	RECORD	PCT. RANK	GAMES	SCHEDULE	OF SCHEDULE	RPI	RPI	RPI	RPI
DIV. I ONLY	2- 15	333	0-10	235	309	328	328	25	25	
DIV. I NON-CONF.	2- 11	316	0- 0	157	301	297	297	27	27	
-----										
TOTALS	RPI 1-25	RPI 26-50	W-L RECORDS	RPI 51-100	RPI 101-150	RPI 150+				
2- 15	0- 0	0- 1	OVERALL	0- 2	0- 3	2- 9				
1- 6	0- 0	0- 0	HOME	0- 0	0- 2	1- 4				
1- 9	0- 0	0- 1	AWAY	0- 2	0- 1	1- 5				
0- 0	0- 0	0- 0	NEUTRAL	0- 0	0- 0	0- 0				
2- 11	0- 0	0- 1	NON-CONFERENCE	0- 2	0- 3	2- 5				
1- 4	0- 0	0- 0	HOME	0- 0	0- 2	1- 2				
1- 7	0- 0	0- 1	AWAY	0- 2	0- 1	1- 3				
0- 0	0- 0	0- 0	NEUTRAL	0- 0	0- 0	0- 0				
0- 4	0- 0	0- 0	CONFERENCE	0- 0	0- 0	0- 4				
0- 2	0- 0	0- 0	HOME	0- 0	0- 0	0- 2				
0- 2	0- 0	0- 0	AWAY	0- 0	0- 0	0- 2				
0- 0	0- 0	0- 0	NEUTRAL	0- 0	0- 0	0- 0				

RPI 1-25				RPI 26-50				RPI 51-100				RPI 101+				Team's RPI: 328			
RPI	S	Opponent	Score	RPI	S	Opponent	Score	RPI	S	Opponent	Score	RPI	S	Opponent	Score				
				43	A	Clemson	26 68					61	A	Belmont	43 83	121	H	UT Martin	53 62
												89	A	Georgia	45 77	125	H	Tennessee Tech	52 67
																129	A	Cincinnati	55 71
																181	A	Morehead St.	44 79
																192	H	Jacksonville St.	46 58
																219	A	Jacksonville	47 62
																251	H	Stetson	65 80
																253	A	Murray St.	61 97
																256	A	Alabama A&M	62 58
																277	H	North Florida	53 68
																305	A	NJIT	67 80
																306	H	Col. of Charleston	63 65
																307	H	Tennessee St.	64 62
																331	A	Austin Peay	58 70
Team's RPI: 328																			
LAST 12 Division I GAMES:																			
				305	A	NJIT	67 80	125	H	Tennessee Tech	52 67								
				251	H	Stetson	65 80	89	A	Georgia	45 77								
				277	H	North Florida	53 68	306	H	Col. of Charleston	63 65								
				219	A	Jacksonville	47 62	121	H	UT Martin	53 62								
				181	A	Morehead St.	44 79	61	A	Belmont	43 83								
				129	A	Cincinnati	55 71	331	A	Austin Peay	58 70								

Non-Div I Games:

Lipscomb



Average RPI	Win: 224	WON-LOST	WINNING	LAST 10	STRENGTH OF	OPP. STRENGTH	TEAM	ADJ.	CONF.	ADJ CONF.
Average RPI	Loss: 74	RECORD	PCT. RANK	GAMES	SCHEDULE	OF SCHEDULE	RPI	RPI	RPI	RPI
DIV. I ONLY	7- 8	188	5-5	52	147	127	127	15	15	
DIV. I NON-CONF.	4- 7	228	0- 0	59	35	144	144	15	15	
-----										
TOTALS	RPI 1-25	RPI 26-50	W-L RECORDS	RPI 51-100	RPI 101-150	RPI 150+				
7- 8	0- 1	0- 2	OVERALL	0- 2	2- 3	5- 0				
3- 5	0- 1	0- 2	HOME	0- 0	0- 2	3- 0				
4- 3	0- 0	0- 0	AWAY	0- 2	2- 1	2- 0				
0- 0	0- 0	0- 0	NEUTRAL	0- 0	0- 0	0- 0				
4- 7	0- 1	0- 2	NON-CONFERENCE	0- 1	2- 3	2- 0				
1- 5	0- 1	0- 2	HOME	0- 0	0- 2	1- 0				
3- 2	0- 0	0- 0	AWAY	0- 1	2- 1	1- 0				
0- 0	0- 0	0- 0	NEUTRAL	0- 0	0- 0	0- 0				
3- 1	0- 0	0- 0	CONFERENCE	0- 1	0- 0	3- 0				
2- 0	0- 0	0- 0	HOME	0- 0	0- 0	2- 0				
1- 1	0- 0	0- 0	AWAY	0- 1	0- 0	1- 0				
0- 0	0- 0	0- 0	NEUTRAL	0- 0	0- 0	0- 0				

RPI 1-25				RPI 26-50				RPI 51-100				RPI 101+				Team's RPI: 127
RPI	S	Opponent	Score	RPI	S	Opponent	Score	RPI	S	Opponent	Score	RPI	S	Opponent	Score	
9	H	Mississippi St.	63 98	37	H	Texas A&M	40 61	52	A	LSU	45 60	104	H	Western Ky.	56 68	
				49	H	Kansas St.	47 53	86	A	Troy	66 71	114	H	Rice	65 79	
												117	A	Tulsa	63 53	
												142	A	Missouri St.	44 48	
												148	A	Louisiana Tech	69 58	
												171	A	South Alabama	65 42	
												268	A	Memphis	63 60	
												270	H	Louisiana	62 48	
												283	H	Fla. Atlantic	61 38	
												312	H	La. -Monroe	63 44	
-----																
LAST 12 Division I GAMES:																
171	A	South Alabama	65 42	268	A	Memphis	63 60	117	A	Tulsa	63 53	49	H	Kansas St.	47 53	
86	A	Troy	66 71	117	A	Tulsa	63 53	49	H	Kansas St.	47 53	104	H	Western Ky.	56 68	
270	H	Louisiana	62 48	49	H	Kansas St.	47 53	104	H	Western Ky.	56 68	9	H	Mississippi St.	63 98	
312	H	La. -Monroe	63 44	104	H	Western Ky.	56 68	9	H	Mississippi St.	63 98	52	A	LSU	45 60	
142	A	Missouri St.	44 48	52	A	LSU	45 60									
37	H	Texas A&M	40 61													

Non-Div I Games:

Little Rock

Average RPI Win:	203	WON-LOST	WINNING	LAST 10	STRENGTH OF	OPP. STRENGTH	TEAM	ADJ.	CONF.	ADJ CONF.
Average RPI Loss:	124	RECORD	PCT. RANK	GAMES	SCHEDULE	OF SCHEDULE	RPI	RPI	RPI	RPI
DIV. I ONLY	4- 10	275	4-6	98	144	212	212	22	22	
DIV. I NON-CONF.	3- 10	278	0- 0	103	142	245	245	21	21	
<hr/>										
TOTALS	RPI 1-25	RPI 26-50	W-L RECORDS	RPI 51-100	RPI 101-150	RPI 150+				
4- 10	0- 1	0- 1	OVERALL	0- 3	1- 2	3- 3				
2- 6	0- 0	0- 0	HOME	0- 3	1- 0	1- 3				
2- 4	0- 1	0- 1	AWAY	0- 0	0- 2	2- 0				
0- 0	0- 0	0- 0	NEUTRAL	0- 0	0- 0	0- 0				
3- 10	0- 1	0- 1	NON-CONFERENCE	0- 3	1- 2	2- 3				
2- 6	0- 0	0- 0	HOME	0- 3	1- 0	1- 3				
1- 4	0- 1	0- 1	AWAY	0- 0	0- 2	1- 0				
0- 0	0- 0	0- 0	NEUTRAL	0- 0	0- 0	0- 0				
1- 0	0- 0	0- 0	CONFERENCE	0- 0	0- 0	1- 0				
0- 0	0- 0	0- 0	HOME	0- 0	0- 0	0- 0				
1- 0	0- 0	0- 0	AWAY	0- 0	0- 0	1- 0				
0- 0	0- 0	0- 0	NEUTRAL	0- 0	0- 0	0- 0				

RPI 1-25				RPI 26-50				RPI 51-100				RPI 101+				Team's RPI: 212
RPI	S	Opponent	Score	RPI	S	Opponent	Score	RPI	S	Opponent	Score	RPI	S	Opponent	Score	
5	A	Oregon	48 110	44	A	Utah	59 82	58	H	Southern Cal i fornia	50 86	110	H	Idaho	70 63	
								59	H	Ari zona	43 70	113	A	Montana St.	62 85	
								69	H	UNI	64 71	128	A	Loyola Marymount	62 71	
												160	A	Utah St.	50 48	
												206	A	UC Ri versi de	63 45	
												227	H	San Di ego	56 60	
												245	H	Nevada	67 76	
												293	H	Cal i fornia Bapti st	83 85	
												334	H	Grand Canyon	57 50	
<hr/>																
LAST 12 Di vi si on I GAMES:																
206	A	UC Ri versi de	63 45	227	H	San Di ego	56 60	5	A	Oregon	48 110					
160	A	Utah St.	50 48					113	A	Montana St.	62 85					
334	H	Grand Canyon	57 50	110	H	Idaho	70 63									
128	A	Loyola Marymount	62 71	69	H	UNI	64 71									
59	H	Ari zona	43 70	245	H	Nevada	67 76									
44	A	Utah	59 82													

Non-Di v I Games:

Long Beach St.

Average RPI Win:	252	WON-LOST	WINNING	LAST 10	STRENGTH OF	OPP. STRENGTH	TEAM	ADJ.	CONF.	ADJ CONF.
Average RPI Loss:	230	RECORD	PCT. RANK	GAMES	SCHEDULE	OF SCHEDULE	RPI	RPI	RPI	RPI
DIV. I ONLY	1- 13	338	0-10	285	346	347	347	28	28	
DIV. I NON-CONF.	1- 9	326	0- 0	207	340	336	336	29	29	
-----										
TOTALS	RPI 1-25	RPI 26-50	W-L RECORDS	RPI 51-100	RPI 101-150	RPI 150+				
1- 13	0- 0	0- 0	OVERALL	0- 1	0- 1	1- 11				
1- 5	0- 0	0- 0	HOME	0- 0	0- 0	1- 5				
0- 7	0- 0	0- 0	AWAY	0- 1	0- 1	0- 5				
0- 1	0- 0	0- 0	NEUTRAL	0- 0	0- 0	0- 1				
1- 9	0- 0	0- 0	NON-CONFERENCE	0- 1	0- 1	1- 7				
1- 4	0- 0	0- 0	HOME	0- 0	0- 0	1- 4				
0- 4	0- 0	0- 0	AWAY	0- 1	0- 1	0- 2				
0- 1	0- 0	0- 0	NEUTRAL	0- 0	0- 0	0- 1				
0- 4	0- 0	0- 0	CONFERENCE	0- 0	0- 0	0- 4				
0- 1	0- 0	0- 0	HOME	0- 0	0- 0	0- 1				
0- 3	0- 0	0- 0	AWAY	0- 0	0- 0	0- 3				
0- 0	0- 0	0- 0	NEUTRAL	0- 0	0- 0	0- 0				

RPI 1-25				RPI 26-50				RPI 51-100				RPI 101+ Team's RPI: 347			
RPI	S	Opponent	Score	RPI	S	Opponent	Score	RPI	S	Opponent	Score	RPI	S	Opponent	Score
								78	A	Virginia Tech	39 93	140	A	VCU	55 84
												156	A	UNCW	33 35
												186	H	Eastern Mi ch.	45 64
												201	N	East Carol in a	52 61
												216	A	Hampton	40 66
												223	H	Saint Francis (PA)	88 91
												248	H	Wofford	72 101
												252	H	UMES	83 71
												276	A	Winthrop	69 77
												278	A	Norfol k St.	42 74
												319	A	Presbyteri an	66 81
												324	H	Wagner	60 86
												340	H	Charleston So.	74 81
LAST 12 Division I GAMES:															
216	A	Hampton	40 66	156	A	UNCW	33 35								
340	H	Charleston So.	74 81	201	N	East Carol in a	52 61								
319	A	Presbyteri an	66 81	186	H	Eastern Mi ch.	45 64								
276	A	Winthrop	69 77	278	A	Norfol k St.	42 74								
78	A	Virginia Tech	39 93	248	H	Wofford	72 101								
252	H	UMES	83 71	223	H	Saint Francis (PA)	88 91								

Non-Div I Games:

Longwood

Average RPI Win:	284	WON-LOST	WINNING	LAST 10	STRENGTH OF	OPP. STRENGTH	TEAM	ADJ.	CONF.	ADJ CONF.
Average RPI Loss:	136	RECORD	PCT. RANK	GAMES	SCHEDULE	OF SCHEDULE	RPI	RPI	RPI	RPI
DIV. I ONLY	4- 10	275	2-8	212	168	270	270	15	15	
DIV. I NON-CONF.	2- 8	293	0- 0	206	191	289	289	15	15	
-----										
TOTALS	RPI 1-25	RPI 26-50	W-L RECORDS	RPI 51-100	RPI 101-150	RPI 150+				
4- 10	0- 1	0- 0	OVERALL	0- 3	0- 2	4- 4				
3- 3	0- 0	0- 0	HOME	0- 2	0- 0	3- 1				
1- 6	0- 1	0- 0	AWAY	0- 1	0- 2	1- 2				
0- 1	0- 0	0- 0	NEUTRAL	0- 0	0- 0	0- 1				
2- 8	0- 1	0- 0	NON-CONFERENCE	0- 3	0- 0	2- 4				
1- 3	0- 0	0- 0	HOME	0- 2	0- 0	1- 1				
1- 4	0- 1	0- 0	AWAY	0- 1	0- 0	1- 2				
0- 1	0- 0	0- 0	NEUTRAL	0- 0	0- 0	0- 1				
2- 2	0- 0	0- 0	CONFERENCE	0- 0	0- 2	2- 0				
2- 0	0- 0	0- 0	HOME	0- 0	0- 0	2- 0				
0- 2	0- 0	0- 0	AWAY	0- 0	0- 2	0- 0				
0- 0	0- 0	0- 0	NEUTRAL	0- 0	0- 0	0- 0				

RPI 1-25				RPI 26-50				RPI 51-100				RPI 101+				Team's RPI: 270
RPI	S	Opponent	Score	RPI	S	Opponent	Score	RPI	S	Opponent	Score	RPI	S	Opponent	Score	
9	A	Mississippi St.	36 104					51	A	Auburn	59 71	123	A	Arkansas St.	75 87	
								52	H	LSU	54 76	127	A	Little Rock	48 62	
								67	H	Lamar University	77 79	185	H	Georgia St.	57 54	
												190	A	Ole Miss	57 79	
												228	H	Sam Houston St.	62 68	
												236	A	UTRGV	60 75	
												275	N	A&M-Corpus Christi	63 64	
												284	H	Ga. Southern	59 48	
												333	H	Jackson St.	68 61	
												335	A	McNeese	70 59	
LAST 12 Division I GAMES:																
284	H	Ga. Southern	59 48	52	H	LSU	54 76									
185	H	Georgia St.	57 54	190	A	Ole Miss	57 79									
127	A	Little Rock	48 62	228	H	Sam Houston St.	62 68									
123	A	Arkansas St.	75 87	236	A	UTRGV	60 75									
9	A	Mississippi St.	36 104	275	N	A&M-Corpus Christi	63 64									
333	H	Jackson St.	68 61	51	A	Auburn	59 71									

Non-Div I Games: Dillard

69 72

Louisiana

Average RPI Win:	190	WON-LOST	WINNING	LAST 10	STRENGTH OF	OPP. STRENGTH	TEAM	ADJ.	CONF.	ADJ CONF.
Average RPI Loss:	139	RECORD	PCT. RANK	GAMES	SCHEDULE	OF SCHEDULE	RPI	RPI	RPI	RPI

DIV. I ONLY	8- 8	171	5-5	122	164	148	148	16	16
DIV. I NON-CONF.	7- 5	132	1- 0	245	66	145	145	19	19
-----									
TOTALS	RPI 1-25	RPI 26-50	W-L RECORDS	RPI 51-100	RPI 101-150	RPI 150+			
8- 8	0- 1	0- 0	OVERALL	0- 1	3- 3	5- 3			
3- 3	0- 0	0- 0	HOME	0- 0	1- 2	2- 1			
4- 4	0- 1	0- 0	AWAY	0- 1	1- 0	3- 2			
1- 1	0- 0	0- 0	NEUTRAL	0- 0	1- 1	0- 0			
7- 5	0- 1	0- 0	NON-CONFERENCE	0- 0	3- 2	4- 2			
3- 1	0- 0	0- 0	HOME	0- 0	1- 1	2- 0			
3- 3	0- 1	0- 0	AWAY	0- 0	1- 0	2- 2			
1- 1	0- 0	0- 0	NEUTRAL	0- 0	1- 1	0- 0			
1- 3	0- 0	0- 0	CONFERENCE	0- 1	0- 1	1- 1			
0- 2	0- 0	0- 0	HOME	0- 0	0- 1	0- 1			
1- 1	0- 0	0- 0	AWAY	0- 1	0- 0	1- 0			
0- 0	0- 0	0- 0	NEUTRAL	0- 0	0- 0	0- 0			

RPI 1-25	RPI 26-50	RPI 51-100	RPI 101+ Team's RPI: 148
RPI S Opponent Score	RPI S Opponent Score	RPI S Opponent Score	RPI S Opponent Score
15 A Arizona St. 44 80		63 A Middle Tenn. 38 75	114 H Rice 51 61
			118 H Houston 100 88
			119 N Alabama 79 62
			123 A Arkansas St. 80 70
			127 H Little Rock 58 69
			142 N Missouri St. 70 82
			167 A UAB 73 68
			177 A UMKC 70 80
			190 H Ole Miss 80 71
			202 H North Texas 54 65
			203 H Southeastern La. 72 53
			268 A Memphis 66 50
			269 A Wichita St. 56 70
			335 A McNeese 89 48
LAST 12 Division I GAMES:			
119 N Alabama 79 62	335 A McNeese 89 48	177 A UMKC 70 80	
63 A Middle Tenn. 38 75	142 N Missouri St. 70 82	190 H Ole Miss 80 71	
167 A UAB 73 68	203 H Southeastern La. 72 53	202 H North Texas 54 65	
114 H Rice 51 61	15 A Arizona St. 44 80		
202 H North Texas 54 65			
269 A Wichita St. 56 70			

Non-Div I Games: LSU-Alexandria 112 70

Louisiana Tech

Average RPI	Win:	98	WON-LOST	WINNING	LAST 10	STRENGTH OF	OPP. STRENGTH	TEAM	ADJ.	CONF.	ADJ CONF.
Average RPI	Loss:	1	RECORD	PCT. RANK	GAMES	SCHEDULE	OF SCHEDULE	RPI	RPI	RPI	RPI
DIV. I ONLY		15- 1	5	9-1	24	2	6	6	1	1	
DIV. I NON-CONF.		12- 0	1	0- 0	44	19	7	7	1	1	
-----											
TOTALS	RPI 1-25		RPI 26-50		W-L RECORDS	RPI 51-100		RPI 101-150		RPI 150+	
15- 1	2- 1		4- 0		OVERALL	4- 0		3- 0		2- 0	
8- 0	0- 0		3- 0		HOME	2- 0		1- 0		2- 0	
5- 1	1- 1		1- 0		AWAY	1- 0		2- 0		0- 0	
2- 0	1- 0		0- 0		NEUTRAL	1- 0		0- 0		0- 0	
12- 0	2- 0		1- 0		NON-CONFERENCE	4- 0		3- 0		2- 0	
6- 0	0- 0		1- 0		HOME	2- 0		1- 0		2- 0	
4- 0	1- 0		0- 0		AWAY	1- 0		2- 0		0- 0	
2- 0	1- 0		0- 0		NEUTRAL	1- 0		0- 0		0- 0	
3- 1	0- 1		3- 0		CONFERENCE	0- 0		0- 0		0- 0	
2- 0	0- 0		2- 0		HOME	0- 0		0- 0		0- 0	
1- 1	0- 1		1- 0		AWAY	0- 0		0- 0		0- 0	
0- 0	0- 0		0- 0		NEUTRAL	0- 0		0- 0		0- 0	

RPI	S	Opponent	Score	RPI	S	Opponent	Score	RPI	S	Opponent	Score	RPI	S	Opponent	Score
1	A	Notre Dame	68 82	29	H	Kentucky	80 75	64	A	Boise St.	74 55	104	A	Western Ky.	102 80
15	N	Arizona St.	58 56	32	H	Georgia Tech	61 44	95	N	Hartford	86 69	121	H	UT Martin	102 62
21	A	Central Mich.	72 68	39	A	Duke	73 51	96	H	Nebraska	85 68	134	A	Chattanooga	75 49
				50	H	North Carolina	73 66	97	H	Miami (OH)	95 73	273	H	Northern Ky.	92 59
												307	H	Tennessee St.	107 52
-----															
LAST 12 Division I GAMES:															
32	H	Georgia Tech	61 44	273	H	Northern Ky.	92 59	1	A	Notre Dame	68 82	29	H	Kentucky	80 75
39	A	Duke	73 51	121	H	UT Martin	102 62	39	A	Duke	73 51	121	H	UT Martin	102 62
50	H	North Carolina	73 66	307	H	Tennessee St.	107 52	50	H	North Carolina	73 66	307	H	Tennessee St.	107 52
21	A	Central Mich.	72 68	96	H	Nebraska	85 68	21	A	Central Mich.	72 68	96	H	Nebraska	85 68
95	N	Hartford	86 69	97	H	Miami (OH)	95 73	95	N	Hartford	86 69	97	H	Miami (OH)	95 73

Non-Div I Games:

Average RPI	Win:	308	WON-LOST	WINNING	LAST 10	STRENGTH OF	OPP. STRENGTH	TEAM	ADJ.	CONF.	ADJ CONF.
Average RPI	Loss:	99	RECORD	PCT. RANK	GAMES	SCHEDULE	OF SCHEDULE	RPI	RPI	RPI	RPI
DIV. I ONLY		7- 7		171	5-5	305	233	242	242	13	13
DIV. I NON-CONF.		6- 5		143	0- 0	331	300	266	266	14	14
-----											
TOTALS	RPI 1-25		RPI 26-50		W-L RECORDS	RPI 51-100		RPI 101-150		RPI 150+	
7- 7	0- 1		0- 2		OVERALL	0- 1		0- 1		7- 2	
5- 2	0- 0		0- 1		HOME	0- 0		0- 0		5- 1	
2- 5	0- 1		0- 1		AWAY	0- 1		0- 1		2- 1	
0- 0	0- 0		0- 0		NEUTRAL	0- 0		0- 0		0- 0	
6- 5	0- 0		0- 2		NON-CONFERENCE	0- 0		0- 1		6- 2	
4- 2	0- 0		0- 1		HOME	0- 0		0- 0		4- 1	
2- 3	0- 0		0- 1		AWAY	0- 0		0- 1		2- 1	
0- 0	0- 0		0- 0		NEUTRAL	0- 0		0- 0		0- 0	
1- 2	0- 1		0- 0		CONFERENCE	0- 1		0- 0		1- 0	
1- 0	0- 0		0- 0		HOME	0- 0		0- 0		1- 0	
0- 2	0- 1		0- 0		AWAY	0- 1		0- 0		0- 0	
0- 0	0- 0		0- 0		NEUTRAL	0- 0		0- 0		0- 0	

RPI 1-25				RPI 26-50				RPI 51-100				RPI 101+ Team's RPI: 242			
RPI	S	Opponent	Score	RPI	S	Opponent	Score	RPI	S	Opponent	Score	RPI	S	Opponent	Score
14	A	Drake	60 69	33	H	DePaul	76 102	69	A	UNI	52 64	126	A	Youngstown St.	63 74
				45	A	Purdue	41 65					177	H	UMKC	74 88
												209	H	SIUE	56 43
												230	A	Bowling Green	74 88
												297	A	Western Mi ch.	64 53
												301	H	Valparaiso	80 54
												332	H	Detroit Mercy	52 43
												337	A	UIC	75 60
												338	H	Purdue Fort Wayne	81 67
												343	H	Chicago St.	76 40
-----															
LAST 12 Division I GAMES:															
69	A	UNI	52 64	45	A	Purdue	41 65	209	H	SIUE	56 43				
14	A	Drake	60 69					297	A	Western Mi ch.	64 53				
301	H	Valparaiso	80 54					338	H	Purdue Fort Wayne	81 67				
33	H	DePaul	76 102					343	H	Chicago St.	76 40				
177	H	UMKC	74 88					230	A	Bowling Green	74 88				
337	A	UIC	75 60												

Non-Div I Games:

Loyol a Chi cago

Average RPI Win:	239	WON-LOST	WINNING	LAST 10	STRENGTH OF	OPP. STRENGTH	TEAM	ADJ.	CONF.	ADJ CONF.
Average RPI Loss:	182	RECORD	PCT. RANK	GAMES	SCHEDULE	OF SCHEDULE	RPI	RPI	RPI	RPI
DIV. I ONLY	1- 15	344	1-9	152	286	310	310	20	20	
DIV. I NON-CONF.	1- 10	330	0- 1	125	275	288	288	23	23	
-----										
TOTALS	RPI 1-25	RPI 26-50	W-L RECORDS	RPI 51-100	RPI 101-150	RPI 150+				
1- 15	0- 1	0- 0	OVERALL	0- 3	0- 0	1- 11				
0- 5	0- 0	0- 0	HOME	0- 0	0- 0	0- 5				
1- 9	0- 1	0- 0	AWAY	0- 2	0- 0	1- 6				
0- 1	0- 0	0- 0	NEUTRAL	0- 1	0- 0	0- 0				
1- 10	0- 1	0- 0	NON-CONFERENCE	0- 3	0- 0	1- 6				
0- 3	0- 0	0- 0	HOME	0- 0	0- 0	0- 3				
1- 6	0- 1	0- 0	AWAY	0- 2	0- 0	1- 3				
0- 1	0- 0	0- 0	NEUTRAL	0- 1	0- 0	0- 0				
0- 5	0- 0	0- 0	CONFERENCE	0- 0	0- 0	0- 5				
0- 2	0- 0	0- 0	HOME	0- 0	0- 0	0- 2				
0- 3	0- 0	0- 0	AWAY	0- 0	0- 0	0- 3				
0- 0	0- 0	0- 0	NEUTRAL	0- 0	0- 0	0- 0				

RPI 1-25				RPI 26-50				RPI 51-100				RPI 101+ Team's RPI: 310			
RPI	S	Opponent	Score	RPI	S	Opponent	Score	RPI	S	Opponent	Score	RPI	S	Opponent	Score
20	A	Maryl and	48 83					79	N	Boston College	47 73	151	A	American	38 82
								91	A	Towson	57 62	158	H	William & Mary	49 65
								92	A	Georgetown	30 45	162	H	Boston U.	62 64
												196	H	Navy	46 58
												211	A	George Mason	38 70
												221	A	Dartmouth	41 54
												234	H	Mt. St. Mary's	67 77
												239	A	Monmouth	75 67
												250	A	Holy Cross	60 78
												281	H	St. Francis Brooklyn	70 75
												282	A	Saint Joseph's	46 49
												299	A	Army West Point	57 69
LAST 12 Division I GAMES:															
282	A	Saint Joseph's	46 49	196	H	Navy	46 58	239	A	Monmouth	75 67				
151	A	American	38 82	20	A	Maryl and	48 83	281	H	St. Francis Brooklyn	70 75				
250	A	Holy Cross	60 78	91	A	Towson	57 62	234	H	Mt. St. Mary's	67 77				
162	H	Boston U.	62 64	79	N	Boston College	47 73								
299	A	Army West Point	57 69												

Non-Div I Games:

Loyola Maryl and



Average RPI Win:	180	WON-LOST	WINNING	LAST 10	STRENGTH OF	OPP. STRENGTH	TEAM	ADJ.	CONF.	ADJ CONF.
Average RPI Loss:	103	RECORD	PCT. RANK	GAMES	SCHEDULE	OF SCHEDULE	RPI	RPI	RPI	RPI
DIV. I ONLY	10- 8	142	4-6	90	117	128	128	7	7	
DIV. I NON-CONF.	7- 5	132	1- 0	132	136	117	117	7	7	
-----										
TOTALS	RPI 1-25	RPI 26-50	W-L RECORDS	RPI 51-100	RPI 101-150	RPI 150+				
10- 8	0- 3	1- 1	OVERALL	1- 0	2- 0	6- 4				
6- 3	0- 1	1- 0	HOME	0- 0	2- 0	3- 2				
4- 2	0- 0	0- 1	AWAY	1- 0	0- 0	3- 1				
0- 3	0- 2	0- 0	NEUTRAL	0- 0	0- 0	0- 1				
7- 5	0- 2	1- 0	NON-CONFERENCE	1- 0	1- 0	4- 3				
4- 1	0- 0	1- 0	HOME	0- 0	1- 0	2- 1				
3- 1	0- 0	0- 0	AWAY	1- 0	0- 0	2- 1				
0- 3	0- 2	0- 0	NEUTRAL	0- 0	0- 0	0- 1				
3- 3	0- 1	0- 1	CONFERENCE	0- 0	1- 0	2- 1				
2- 2	0- 1	0- 0	HOME	0- 0	1- 0	1- 1				
1- 1	0- 0	0- 1	AWAY	0- 0	0- 0	1- 0				
0- 0	0- 0	0- 0	NEUTRAL	0- 0	0- 0	0- 0				

RPI 1-25				RPI 26-50				RPI 51-100				RPI 101+ Team's RPI: 128			
RPI	S	Opponent	Score	RPI	S	Opponent	Score	RPI	S	Opponent	Score	RPI	S	Opponent	Score
10	H	Gonzaga	53 78	28	A	BYU	44 55	59	A	Arizona	66 64	137	H	UC Davis	60 53
19	N	Indiana	43 67	40	H	UCLA	69 63					143	H	Portland	76 58
23	N	South Dakota	40 67									159	H	Santa Clara	75 83
												161	A	Denver	75 104
												163	A	CSUN	72 53
												180	N	Grambling	61 62
												212	H	Long Beach St.	71 62
												227	A	San Diego	69 52
												241	H	Northern Ariz.	62 63
												247	H	San Francisco	66 58
												263	H	Robert Morris	61 53
												313	A	UC Santa Barbara	70 57
-----															
LAST 12 Division I GAMES:															
263	H	Robert Morris	61 53	143	H	Portland	76 58								
159	H	Santa Clara	75 83	10	H	Gonzaga	53 78								
247	H	San Francisco	66 58	180	N	Grambling	61 62								
28	A	BYU	44 55	23	N	South Dakota	40 67								
227	A	San Diego	69 52	19	N	Indiana	43 67								
163	A	CSUN	72 53	212	H	Long Beach St.	71 62								

Non-Div I Games:

Loyola Marymount

Average RPI Win:	209	WON-LOST	WINNING	LAST 10	STRENGTH OF	OPP. STRENGTH	TEAM	ADJ.	CONF.	ADJ CONF.
Average RPI Loss:	69	RECORD	PCT. RANK	GAMES	SCHEDULE	OF SCHEDULE	RPI	RPI	RPI	RPI
DIV. I ONLY	11- 7	112	5-5	139	110	93	93	23	23	
DIV. I NON-CONF.	7- 6	153	0- 1	53	48	62	62	24	24	
-----										
TOTALS	RPI 1-25	RPI 26-50	W-L RECORDS	RPI 51-100	RPI 101-150	RPI 150+				
11- 7	0- 1	1- 3	OVERALL	2- 1	1- 2	7- 0				
5- 1	0- 0	0- 1	HOME	0- 0	1- 0	4- 0				
4- 5	0- 1	1- 2	AWAY	1- 1	0- 1	2- 0				
2- 1	0- 0	0- 0	NEUTRAL	1- 0	0- 1	1- 0				
7- 6	0- 1	1- 3	NON-CONFERENCE	2- 0	1- 2	3- 0				
2- 1	0- 0	0- 1	HOME	0- 0	1- 0	1- 0				
3- 4	0- 1	1- 2	AWAY	1- 0	0- 1	1- 0				
2- 1	0- 0	0- 0	NEUTRAL	1- 0	0- 1	1- 0				
4- 1	0- 0	0- 0	CONFERENCE	0- 1	0- 0	4- 0				
3- 0	0- 0	0- 0	HOME	0- 0	0- 0	3- 0				
1- 1	0- 0	0- 0	AWAY	0- 1	0- 0	1- 0				
0- 0	0- 0	0- 0	NEUTRAL	0- 0	0- 0	0- 0				

RPI 1-25				RPI 26-50				RPI 51-100				Team's RPI: 93				RPI 101+			
RPI	S	Opponent	Score	RPI	S	Opponent	Score	RPI	S	Opponent	Score	RPI	S	Opponent	Score	RPI	S	Opponent	Score
8	A	NC State	46 84	36	A	Northeastern	55 63	70	A	Harvard	67 60	101	H	Toledo	73 59				
				39	H	Duke	63 66	85	N	Penn	47 46	132	A	Fordham	64 72				
				42	A	Green Bay	39 70	95	A	Hartford	46 49	134	N	Chattanooga	61 66				
				50	A	North Carolina	85 73					246	H	Brown	102 96				
												264	N	N.C. A&T	58 52				
												280	A	Bryant	74 57				
												290	H	Albany (NY)	76 65				
												295	A	Vermont	63 51				
												303	H	UMBC	84 44				
												315	H	New Hampshire	67 46				
LAST 12 Division I GAMES:																			
134	N	Chattanooga	61 66	315	H	New Hampshire	67 46												
95	A	Hartford	46 49	132	A	Fordham	64 72												
290	H	Albany (NY)	76 65	36	A	Northeastern	55 63												
295	A	Vermont	63 51	8	A	NC State	46 84												
303	H	UMBC	84 44	246	H	Brown	102 96												
50	A	North Carolina	85 73	70	A	Harvard	67 60												

Non-Div I Games:

Maine

Average RPI Win:	340	WON-LOST	WINNING	LAST 10	STRENGTH OF	OPP. STRENGTH	TEAM	ADJ.	CONF.	ADJ CONF.
Average RPI Loss:	226	RECORD	PCT. RANK	GAMES	SCHEDULE	OF SCHEDULE	RPI	RPI	RPI	RPI
DIV. I ONLY	2- 12	324	1-9	253	351	342	342	27	27	
DIV. I NON-CONF.	2- 9	297	0- 0	231	351	337	337	28	28	
-----										
TOTALS	RPI 1-25	RPI 26-50	W-L RECORDS	RPI 51-100	RPI 101-150	RPI 150+				
2- 12	0- 0	0- 0	OVERALL	0- 1	0- 2	2- 9				
2- 5	0- 0	0- 0	HOME	0- 1	0- 1	2- 3				
0- 7	0- 0	0- 0	AWAY	0- 0	0- 1	0- 6				
0- 0	0- 0	0- 0	NEUTRAL	0- 0	0- 0	0- 0				
2- 9	0- 0	0- 0	NON-CONFERENCE	0- 1	0- 2	2- 6				
2- 5	0- 0	0- 0	HOME	0- 1	0- 1	2- 3				
0- 4	0- 0	0- 0	AWAY	0- 0	0- 1	0- 3				
0- 0	0- 0	0- 0	NEUTRAL	0- 0	0- 0	0- 0				
0- 3	0- 0	0- 0	CONFERENCE	0- 0	0- 0	0- 3				
0- 0	0- 0	0- 0	HOME	0- 0	0- 0	0- 0				
0- 3	0- 0	0- 0	AWAY	0- 0	0- 0	0- 3				
0- 0	0- 0	0- 0	NEUTRAL	0- 0	0- 0	0- 0				

RPI 1-25				RPI 26-50				RPI 51-100				RPI 101+				Team's RPI: 342
RPI	S	Opponent	Score	RPI	S	Opponent	Score	RPI	S	Opponent	Score	RPI	S	Opponent	Score	
								83	H	Wright St.	44	60				
												132	A	Fordham	61	65
												133	H	Stony Brook	48	79
												157	H	Drexel	39	53
												224	A	Niagara	51	61
												244	H	Sacred Heart	46	74
												250	A	Holy Cross	53	61
												281	A	St. Francis Brooklyn	65	73
												286	A	Siena	56	62
												290	A	Albany (NY)	54	60
												294	A	Canisius	44	47
												330	H	Lafayette	60	49
												332	H	Detroit Mercy	56	58
												350	H	LIU Brooklyn	61	46
-----																
LAST 12 Division I GAMES:																
				286	A	Siena	56	62	83	H	Wright St.	44	60			
				224	A	Niagara	51	61	157	H	Drexel	39	53			
				294	A	Canisius	44	47	330	H	Lafayette	60	49			
				250	A	Holy Cross	53	61	132	A	Fordham	61	65			
				244	H	Sacred Heart	46	74	332	H	Detroit Mercy	56	58			
				290	A	Albany (NY)	54	60	133	H	Stony Brook	48	79			

Non-Div I Games:

Manhattan

Average RPI Win:	222	WON-LOST	WINNING	LAST 10	STRENGTH OF	OPP. STRENGTH	TEAM	ADJ.	CONF.	ADJ CONF.
Average RPI Loss:	96	RECORD	PCT. RANK	GAMES	SCHEDULE	OF SCHEDULE	RPI	RPI	RPI	RPI
DIV. I ONLY	12- 5	71	6-4	227	181	120	120	27	27	
DIV. I NON-CONF.	8- 4	91	0- 0	172	147	97	97	28	28	
-----										
TOTALS	RPI 1-25	RPI 26-50	W-L RECORDS	RPI 51-100	RPI 101-150	RPI 150+				
12- 5	0- 0	1- 1	OVERALL	0- 3	0- 0	11- 1				
4- 2	0- 0	1- 0	HOME	0- 1	0- 0	3- 1				
6- 2	0- 0	0- 1	AWAY	0- 1	0- 0	6- 0				
2- 1	0- 0	0- 0	NEUTRAL	0- 1	0- 0	2- 0				
8- 4	0- 0	1- 1	NON-CONFERENCE	0- 2	0- 0	7- 1				
3- 1	0- 0	1- 0	HOME	0- 0	0- 0	2- 1				
3- 2	0- 0	0- 1	AWAY	0- 1	0- 0	3- 0				
2- 1	0- 0	0- 0	NEUTRAL	0- 1	0- 0	2- 0				
4- 1	0- 0	0- 0	CONFERENCE	0- 1	0- 0	4- 0				
1- 1	0- 0	0- 0	HOME	0- 1	0- 0	1- 0				
3- 0	0- 0	0- 0	AWAY	0- 0	0- 0	3- 0				
0- 0	0- 0	0- 0	NEUTRAL	0- 0	0- 0	0- 0				

RPI 1-25				RPI 26-50				RPI 51-100				RPI 101+				Team's RPI: 120	
RPI	S	Opponent	Score	RPI	S	Opponent	Score	RPI	S	Opponent	Score	RPI	S	Opponent	Score		
				36	H	Northeastern	90 84	75	H	Qui nni pi ac	69 76	162	H	Boston U.	68 57		
				39	A	Duke	56 64	83	N	Wright St.	60 76	187	A	El on	61 57		
								87	A	Princeton	57 60	195	H	Massachusetts	55 70		
												196	A	Navy	72 48		
												224	A	Niagara	87 58		
												235	N	Hofstra	71 57		
												239	H	Monmouth	69 45		
												251	N	Stetson	76 69		
												254	H	Temple	74 68		
												290	A	Albany (NY)	74 56		
												294	A	Canisius	71 66		
												298	A	Fairfield	56 46		
LAST 12 Division I GAMES:																	
				239	H	Monmouth	69 45	195	H	Massachusetts	55 70						
				298	A	Fairfield	56 46	36	H	Northeastern	90 84						
				75	H	Quinnipiac	69 76	87	A	Princeton	57 60						
				294	A	Canisius	71 66	290	A	Albany (NY)	74 56						
				224	A	Niagara	87 58	39	A	Duke	56 64						
				83	N	Wright St.	60 76	187	A	Elon	61 57						

Non-Di v I Games:

Marist

Average RPI	Win:	106	WON-LOST	WINNING	LAST 10	STRENGTH OF	OPP. STRENGTH	TEAM	ADJ.	CONF.	ADJ CONF.
Average RPI	Loss:	19	RECORD	PCT. RANK	GAMES	SCHEDULE	OF SCHEDULE	RPI	RPI	RPI	RPI
DIV. I ONLY		14- 3	26	8-2	23	8	12	12	5	5	
DIV. I NON-CONF.		9- 3	61	1- 0	25	12	15	15	4	4	
-----											
TOTALS	RPI 1-25		RPI 26-50		W-L RECORDS	RPI 51-100		RPI 101-150		RPI 150+	
14- 3	0- 2		4- 1		OVERALL	5- 0		2- 0		3- 0	
10- 1	0- 1		3- 0		HOME	3- 0		2- 0		2- 0	
4- 2	0- 1		1- 1		AWAY	2- 0		0- 0		1- 0	
0- 0	0- 0		0- 0		NEUTRAL	0- 0		0- 0		0- 0	
9- 3	0- 2		2- 1		NON-CONFERENCE	3- 0		1- 0		3- 0	
7- 1	0- 1		2- 0		HOME	2- 0		1- 0		2- 0	
2- 2	0- 1		0- 1		AWAY	1- 0		0- 0		1- 0	
0- 0	0- 0		0- 0		NEUTRAL	0- 0		0- 0		0- 0	
5- 0	0- 0		2- 0		CONFERENCE	2- 0		1- 0		0- 0	
3- 0	0- 0		1- 0		HOME	1- 0		1- 0		0- 0	
2- 0	0- 0		1- 0		AWAY	1- 0		0- 0		0- 0	
0- 0	0- 0		0- 0		NEUTRAL	0- 0		0- 0		0- 0	

RPI	S	Opponent	Score	RPI	S	Opponent	Score	RPI	S	Opponent	Score	RPI	S	Opponent	Score
1	H	Notre Dame	63 87	26	H	South Dakota St.	91 52	66	H	Michigan	85 74	111	H	Providence	85 46
9	A	Mississippi St.	82 87	33	H	DePaul	96 63	68	H	Creighton	85 67	113	H	Montana St.	100 52
				41	A	Villanova	91 55	69	H	UNI	102 61	184	A	Milwaukee	83 74
				42	H	Green Bay	80 54	71	A	Northwestern	76 57	237	H	Binghamton	93 40
				48	A	Miami (FL)	55 63	92	A	Georgetown	72 62	337	H	UIC	96 32
-----															
LAST 12 Division I GAMES:															
69	H	UNI	102 61	68	H	Creighton	85 67	1	H	Notre Dame	63 87				
48	A	Miami (FL)	55 63	111	H	Providence	85 46	237	H	Binghamton	93 40				
92	A	Georgetown	72 62	42	H	Green Bay	80 54	71	A	Northwestern	76 57				
41	A	Villanova	91 55												
33	H	DePaul	96 63												
9	A	Mississippi St.	82 87												

Non-Div I Games:

Marquette

Average RPI Win:	251	WON-LOST	WINNING	LAST 10	STRENGTH OF	OPP. STRENGTH	TEAM	ADJ.	CONF.	ADJ CONF.
Average RPI Loss:	130	RECORD	PCT. RANK	GAMES	SCHEDULE	OF SCHEDULE	RPI	RPI	RPI	RPI
DIV. I ONLY	7- 8	188	6-4	291	145	265	265	16	16	
DIV. I NON-CONF.	5- 7	206	0- 0	337	181	318	318	19	19	
-----										
TOTALS	RPI 1-25	RPI 26-50	W-L RECORDS	RPI 51-100	RPI 101-150	RPI 150+				
7- 8	0- 0	0- 1	OVERALL	1- 1	1- 3	5- 3				
7- 2	0- 0	0- 0	HOME	1- 1	1- 1	5- 0				
0- 6	0- 0	0- 1	AWAY	0- 0	0- 2	0- 3				
0- 0	0- 0	0- 0	NEUTRAL	0- 0	0- 0	0- 0				
5- 7	0- 0	0- 1	NON-CONFERENCE	0- 1	0- 2	5- 3				
5- 2	0- 0	0- 0	HOME	0- 1	0- 1	5- 0				
0- 5	0- 0	0- 1	AWAY	0- 0	0- 1	0- 3				
0- 0	0- 0	0- 0	NEUTRAL	0- 0	0- 0	0- 0				
2- 1	0- 0	0- 0	CONFERENCE	1- 0	1- 1	0- 0				
2- 0	0- 0	0- 0	HOME	1- 0	1- 0	0- 0				
0- 1	0- 0	0- 0	AWAY	0- 0	0- 1	0- 0				
0- 0	0- 0	0- 0	NEUTRAL	0- 0	0- 0	0- 0				

RPI	S	Opponent	Score	RPI	S	Opponent	Score	RPI	S	Opponent	Score	RPI	S	Opponent	Score	Team's RPI: 265
43	A	Clemson	54 68	76	H	Old Dominion	57 48	104	A	Western Ky.	55 85	107	A	Appalachian St.	52 74	
				91	H	Towson	69 76	139	H	Charlotte	63 62	145	H	Indiana St.	53 62	
								153	A	Wisconsin	49 67	166	A	Southern Ill.	49 58	
								230	A	Bowling Green	76 99	259	H	Cleveland St.	86 64	
								287	H	Coppin St.	88 67	307	H	Tennessee St.	80 59	
								345	H	Evansville	72 65	346	H	Delaware St.	75 63	
-----																
LAST 12 Division I GAMES:																
104	A	Western Ky.	55 85	43	A	Clemson	54 68	307	H	Tennessee St.	80 59					
139	H	Charlotte	63 62	259	H	Cleveland St.	86 64	153	A	Wisconsin	49 67					
76	H	Old Dominion	57 48	287	H	Coppin St.	88 67	345	H	Evansville	72 65					
346	H	Delaware St.	75 63													
91	H	Towson	69 76													
107	A	Appalachian St.	52 74													

Non-Div I Games: Bluefield St. 82 29

Marshall

Average RPI Loss: 17

DIV. I ONLY	15- 1	5	9-1	154	24	20	20	4	4
DIV. I NON-CONF.	11- 0	1	0- 0	235	67	28	28	5	5
TOTALS	RPI 1-25	RPI 26-50	W-L RECORDS	RPI 51-100	RPI 101-150	RPI 150+			
15- 1	1- 1	2- 0	OVERALL	5- 0	1- 0	6- 0			
8- 1	0- 1	2- 0	HOME	2- 0	1- 0	3- 0			
5- 0	1- 0	0- 0	AWAY	2- 0	0- 0	2- 0			
2- 0	0- 0	0- 0	NEUTRAL	1- 0	0- 0	1- 0			
11- 0	1- 0	2- 0	NON-CONFERENCE	2- 0	0- 0	6- 0			
6- 0	0- 0	2- 0	HOME	1- 0	0- 0	3- 0			
3- 0	1- 0	0- 0	AWAY	0- 0	0- 0	2- 0			
2- 0	0- 0	0- 0	NEUTRAL	1- 0	0- 0	1- 0			
4- 1	0- 1	0- 0	CONFERENCE	3- 0	1- 0	0- 0			
2- 1	0- 1	0- 0	HOME	1- 0	1- 0	0- 0			
2- 0	0- 0	0- 0	AWAY	2- 0	0- 0	0- 0			
0- 0	0- 0	0- 0	NEUTRAL	0- 0	0- 0	0- 0			

RPI 1-25				Team's RPI: 20			
RPI	S	Opponent	Score	RPI	S	Opponent	Score
17	H	Rutgers	65 73	32	H	Georgi a Tech	67 54
24	A	South Carolina	85 61	47	H	James Madi son	87 63

RPI 26-50			
RPI	S	Opponent	Score
32	H	Georgi a Tech	67 54
47	H	James Madi son	87 63

RPI 51-100			
RPI	S	Opponent	Score
66	H	Mi chi gan	83 69
82	A	Penn St.	77 61
89	N	Georgi a	58 51
94	H	Dayton	82 71
96	A	Nebraska	81 63

RPI 101+			
RPI	S	Opponent	Score
112	H	Ohi o St.	75 69
182	A	George Washi ngton	69 30
199	A	Del aware	77 53
287	H	Coppi n St.	93 36
303	H	UMBC	92 61
310	H	Loyol a Maryl and	83 48
321	N	Morgan St.	68 44

LAST 12 Division I GAMES:							
66	H	Mi chi gan	83 69	199	A	Del aware	77 53
96	A	Nebraska	81 63	310	H	Loyol a Maryl and	83 48
112	H	Ohi o St.	75 69	47	H	James Madi son	87 63
17	H	Rutgers	65 73	303	H	UMBC	92 61
82	A	Penn St.	77 61	32	H	Georgi a Tech	67 54
321	N	Morgan St.	68 44	89	N	Georgi a	58 51

### Non-Div I Games:

Maryl and

Average RPI Win: 242		WON-LOST	WINNING	LAST 10	STRENGTH OF		OPP. STRENGTH	TEAM	ADJ.	CONF.	ADJ CONF.
Loss: 157		RECORD	PCT. RANK	GAMES	SCHEDULE		OF SCHEDULE	RPI	RPI	RPI	RPI
DIV. I ONLY		10- 8	142	5-5	244		278	195	195	17	17
DIV. I NON-CONF.		8- 6	138	0- 0	224		312	195	195	17	17
TOTALS		RPI 1-25	RPI 26-50	W-L RECORDS		RPI 51-100	RPI 101-150	RPI 150+			
10- 8	0- 0	0- 1		OVERALL		0- 3	1- 0	9- 4			
6- 3	0- 0	0- 0		HOME		0- 0	0- 0	6- 3			
3- 4	0- 0	0- 1		AWAY		0- 2	1- 0	2- 1			
1- 1	0- 0	0- 0		NEUTRAL		0- 1	0- 0	1- 0			
8- 6	0- 0	0- 1		NON-CONFERENCE		0- 2	1- 0	7- 3			
5- 2	0- 0	0- 0		HOME		0- 0	0- 0	5- 2			
2- 3	0- 0	0- 1		AWAY		0- 1	1- 0	1- 1			
1- 1	0- 0	0- 0		NEUTRAL		0- 1	0- 0	1- 0			
2- 2	0- 0	0- 0		CONFERENCE		0- 1	0- 0	2- 1			
1- 1	0- 0	0- 0		HOME		0- 0	0- 0	1- 1			
1- 1	0- 0	0- 0		AWAY		0- 1	0- 0	1- 0			
0- 0	0- 0	0- 0		NEUTRAL		0- 0	0- 0	0- 0			

RPI 1-25				RPI 26-50				RPI 51-100				RPI 101+				Team's RPI: 195	
RPI	S	Opponent	Score	RPI	S	Opponent	Score	RPI	S	Opponent	Score	RPI	S	Opponent	Score		
				36	A	Northeastern	52 53	56	N	Bucknell I	58 77	120	A	Marist	70 55		
								91	A	Towson	53 78	162	H	Boston U.	66 55		
								94	A	Dayton	47 75	194	H	North Dakota	52 59		
												211	H	George Mason	52 70		
												214	H	Saint Louis	70 66		
												236	H	UTRGV	74 70		
												244	H	Sacred Heart	78 61		
												246	A	Brown	90 61		
												271	A	La Salle	74 60		
												286	A	Siena	59 64		
												289	H	UMass Lowell	59 62		
												298	N	Fairfield	59 49		
												302	H	Central Conn. St.	74 59		
												322	H	Incarnate Word	71 59		
LAST 12 Division I GAMES:																	
				211	H	George Mason	52 70	289	H	UMass Lowell	59 62						
				271	A	La Salle	74 60	286	A	Siena	59 64						
				94	A	Dayton	47 75	162	H	Boston U.	66 55						
				214	H	Saint Louis	70 66	322	H	Incarnate Word	71 59						
				120	A	Marist	70 55	36	A	Northeastern	52 53						
				298	N	Fairfield	59 49	194	H	North Dakota	52 59						

Non-Div I Games:

Massachusetts

Loss, Non-Conf, S Site, H Home A Away N Neutral



Average RPI Win: 218

Average RPI Loss: 197

WON-LOST  
RECORDWINNING  
PCT. RANKLAST 10  
GAMESSTRENGTH OF  
SCHEDULEOPP. STRENGTH  
OF SCHEDULETEAM  
RPIADJ.  
RPICONF.  
RPIADJ CONF.  
RPIDIV. I ONLY  
DIV. I NON-CONF.1- 12  
0- 8334  
3363-7  
0- 0258  
82307  
288335  
311335  
31126  
2226  
22

TOTALS

RPI 1-25

RPI 26-50

W-L RECORDS

RPI 51-100

RPI 101-150

RPI 150+

1- 12 0- 1

0- 0

OVERALL

0- 1

0- 2

1- 8

0- 3 0- 0

0- 0

HOME

0- 0

0- 1

0- 2

1- 9 0- 1

0- 0

AWAY

0- 1

0- 1

1- 6

0- 0 0- 0

0- 0

NEUTRAL

0- 0

0- 0

0- 0

0- 8 0- 1

0- 0

NON-CONFERENCE

0- 1

0- 2

0- 4

0- 2 0- 0

0- 0

HOME

0- 0

0- 1

0- 1

0- 6 0- 1

0- 0

AWAY

0- 1

0- 1

0- 3

0- 0 0- 0

0- 0

NEUTRAL

0- 0

0- 0

0- 0

1- 4 0- 0

0- 0

CONFERENCE

0- 0

0- 0

1- 4

0- 1 0- 0

0- 0

HOME

0- 0

0- 0

0- 1

1- 3 0- 0

0- 0

AWAY

0- 0

0- 0

1- 3

0- 0 0- 0

0- 0

NEUTRAL

0- 0

0- 0

0- 0

RPI 1-25

RPI 26-50

RPI 51-100

RPI 101+

Team's RPI: 335

RPI S Opponent Score  
25 A Texas 40 96

RPI S Opponent Score

RPI S Opponent Score  
52 A LSU 36 86

RPI	S	Opponent	Score
114	A	Rice	65 93
148	H	Louisiana Tech	48 89
167	A	UAB	48 91
170	A	Abilene Christian	52 109
180	A	Grambling	51 75
218	A	Nicholls St.	69 68
270	H	Louisiana	59 70
279	A	New Orleans	76 88
312	A	La.-Monroe	60 69
322	H	Incarnate Word	66 68
326	A	Northwestern St.	63 82

LAST 12 Division I GAMES:

218	A	Nicholls St.	69	68	148	H	Louisiana Tech	48	89
279	A	New Orleans	76	88	52	A	LSU	36	86
170	A	Abilene Christian	52	109	167	A	UAB	48	91
326	A	Northwestern St.	63	82	114	A	Rice	65	93
322	H	Incarnate Word	66	68	312	A	La.-Monroe	60	69
270	H	Louisiana	59	70	25	A	Texas	40	96

Non-Div I Games:

LSU-Alexandria

60

68

Southern-N.O.

106

54

Louisiana Col.

86

68

McNeese

Loss, Non-Conf, S Site, H Home A Away N Neutral

Average RPI Win:	259	WON-LOST	WINNING	LAST 10	STRENGTH OF	OPP. STRENGTH	TEAM	ADJ.	CONF.	ADJ CONF.
Average RPI Loss:	147	RECORD	PCT. RANK	GAMES	SCHEDULE	OF SCHEDULE	RPI	RPI	RPI	RPI
DIV. I ONLY	6- 10	237	4-6	247	196	268	268	9	9	
DIV. I NON-CONF.	5- 8	224	0- 0	297	220	303	303	9	9	
-----										
TOTALS	RPI 1-25	RPI 26-50	W-L RECORDS	RPI 51-100	RPI 101-150	RPI 150+				
6- 10	0- 1	0- 0	OVERALL	0- 0	0- 5	6- 4				
4- 5	0- 1	0- 0	HOME	0- 0	0- 3	4- 1				
1- 5	0- 0	0- 0	AWAY	0- 0	0- 2	1- 3				
1- 0	0- 0	0- 0	NEUTRAL	0- 0	0- 0	1- 0				
5- 8	0- 0	0- 0	NON-CONFERENCE	0- 0	0- 4	5- 4				
4- 4	0- 0	0- 0	HOME	0- 0	0- 3	4- 1				
0- 4	0- 0	0- 0	AWAY	0- 0	0- 1	0- 3				
1- 0	0- 0	0- 0	NEUTRAL	0- 0	0- 0	1- 0				
1- 2	0- 1	0- 0	CONFERENCE	0- 0	0- 1	1- 0				
0- 1	0- 1	0- 0	HOME	0- 0	0- 0	0- 0				
1- 1	0- 0	0- 0	AWAY	0- 0	0- 1	1- 0				
0- 0	0- 0	0- 0	NEUTRAL	0- 0	0- 0	0- 0				

RPI 1-25				RPI 26-50				RPI 51-100				RPI 101+ Team's RPI: 268			
RPI	S	Opponent	Score	RPI	S	Opponent	Score	RPI	S	Opponent	Score	RPI	S	Opponent	Score
18	H	UCF	55 68									101	H	Toledo	48 58
												117	A	Tulsa	39 46
												123	A	Arkansas St.	66 77
												127	H	Little Rock	60 63
												148	H	Louisiana Tech	50 66
												167	A	UAB	54 85
												175	N	Mercer	59 53
												182	A	George Washington	38 51
												208	A	Coastal Caro.	71 90
												213	H	Samford	53 48
												217	H	Southeast Mo. St.	69 57
												269	A	Wichita St.	71 50
												279	H	New Orleans	59 66
												333	H	Jackson St.	68 67
												348	H	N.C. Central	77 56
LAST 12 Division I GAMES:															
269	A	Wichita St.	71 50	127	H	Little Rock	60 63	217	H	Southeast Mo. St.	69 57	213	H	Samford	53 48
117	A	Tulsa	39 46	217	H	Southeast Mo. St.	69 57	279	H	New Orleans	59 66	101	H	Toledo	48 58
18	H	UCF	55 68	213	H	Samford	53 48	101	H	Toledo	48 58	208	A	Coastal Caro.	71 90
182	A	George Washington	38 51	279	H	New Orleans	59 66								
348	H	N.C. Central	77 56												
175	N	Mercer	59 53	208	A	Coastal Caro.	71 90								

Non-Div I Games:

Memphis

Average RPI Win:	219	WON-LOST	WINNING	LAST 10	STRENGTH OF	OPP. STRENGTH	TEAM	ADJ.	CONF.	ADJ CONF.
Average RPI Loss:	138	RECORD	PCT. RANK	GAMES	SCHEDULE	OF SCHEDULE	RPI	RPI	RPI	RPI
DIV. I ONLY	9- 7	133	6-4	208	169	175	175	24	24	
DIV. I NON-CONF.	8- 7	160	0- 0	177	178	176	176	25	25	
-----										
TOTALS	RPI 1-25	RPI 26-50	W-L RECORDS	RPI 51-100	RPI 101-150	RPI 150+				
9- 7	0- 1	0- 1	OVERALL	0- 2	1- 0	8- 3				
5- 3	0- 1	0- 1	HOME	0- 0	1- 0	4- 1				
3- 3	0- 0	0- 0	AWAY	0- 2	0- 0	3- 1				
1- 1	0- 0	0- 0	NEUTRAL	0- 0	0- 0	1- 1				
8- 7	0- 1	0- 1	NON-CONFERENCE	0- 2	1- 0	7- 3				
4- 3	0- 1	0- 1	HOME	0- 0	1- 0	3- 1				
3- 3	0- 0	0- 0	AWAY	0- 2	0- 0	3- 1				
1- 1	0- 0	0- 0	NEUTRAL	0- 0	0- 0	1- 1				
1- 0	0- 0	0- 0	CONFERENCE	0- 0	0- 0	1- 0				
1- 0	0- 0	0- 0	HOME	0- 0	0- 0	1- 0				
0- 0	0- 0	0- 0	AWAY	0- 0	0- 0	0- 0				
0- 0	0- 0	0- 0	NEUTRAL	0- 0	0- 0	0- 0				

RPI 1-25				RPI 26-50				RPI 51-100				RPI 101+ Team's RPI: 175			
RPI	S	Opponent	Score	RPI	S	Opponent	Score	RPI	S	Opponent	Score	RPI	S	Opponent	Score
18	H	UCF	42 76	27	H	Florida St.	56 57	89	A	Georgia	60 67	139	H	Charlotte	57 40
								90	A	Wake Forest	54 69	182	A	George Washington	61 53
												200	H	UNC Asheville	61 47
												205	H	Florida	92 82
												213	H	Samford	76 68
												219	A	Jacksonville	66 71
												220	A	Howard	85 70
												230	N	Bowling Green	76 63
												255	H	Columbia	68 72
												268	N	Memphis	53 59
												284	A	Ga. Southern	79 72
												296	H	Kennesaw St.	64 48
LAST 12 Division I GAMES:															
213	H	Samford	76 68	220	A	Howard	85 70								
255	H	Columbia	68 72	139	H	Charlotte	57 40								
219	A	Jacksonville	66 71	27	H	Florida St.	56 57								
200	H	UNC Asheville	61 47	296	H	Kennesaw St.	64 48								
182	A	George Washington	61 53	89	A	Georgia	60 67								
268	N	Memphis	53 59	230	N	Bowling Green	76 63								

Non-Div I Games:

Mercer

Average RPI Win: 164		WON-LOST	WINNING	LAST 10	STRENGTH OF	OPP. STRENGTH	TEAM	ADJ.	CONF.	ADJ CONF.
Average RPI Loss: 30		RECORD	PCT. RANK	GAMES	SCHEDULE	OF SCHEDULE	RPI	RPI	RPI	RPI
DIV. I ONLY		14- 4	40	8-2	94	17	48	48	1	1
DIV. I NON-CONF.		12- 3	52	2- 1	151	20	49	49	1	1
-----										
TOTALS		RPI 1-25		RPI 26-50	W-L RECORDS		RPI 51-100	RPI 101-150	RPI 150+	
14- 4	1- 2			0- 2	OVERALL		5- 0	2- 0	6- 0	
10- 2	1- 1			0- 1	HOME		4- 0	1- 0	4- 0	
2- 2	0- 1			0- 1	AWAY		1- 0	0- 0	1- 0	
2- 0	0- 0			0- 0	NEUTRAL		0- 0	1- 0	1- 0	
12- 3	1- 2			0- 1	NON-CONFERENCE		3- 0	2- 0	6- 0	
9- 1	1- 1			0- 0	HOME		3- 0	1- 0	4- 0	
1- 2	0- 1			0- 1	AWAY		0- 0	0- 0	1- 0	
2- 0	0- 0			0- 0	NEUTRAL		0- 0	1- 0	1- 0	
2- 1	0- 0			0- 1	CONFERENCE		2- 0	0- 0	0- 0	
1- 1	0- 0			0- 1	HOME		1- 0	0- 0	0- 0	
1- 0	0- 0			0- 0	AWAY		1- 0	0- 0	0- 0	
0- 0	0- 0			0- 0	NEUTRAL		0- 0	0- 0	0- 0	

RPI 1-25				RPI 26-50				Team's RPI: 48				RPI 51-100				RPI 101+			
RPI	S	Opponent	Score	RPI	S	Opponent	Score	RPI	S	Opponent	Score	RPI	S	Opponent	Score	RPI	S	Opponent	Score
11	A	Iowa St.	52 75	43	H	Clemson	67 76	72	H	SFA	81 60	119	N	Alabama	101 74				
12	H	Marquette	63 55	45	A	Purdue	63 74	78	H	Virginia Tech	68 61	122	H	Colorado	73 58				
21	H	Central Mich.	80 90					90	A	Wake Forest	72 57	174	N	Vanderbilt	90 65				
								95	H	Hartford	75 62	252	H	UMES	71 53				
								96	H	Nebraska	82 68	254	H	Temple	73 61				
												279	H	New Orleans	78 38				
												314	A	FIU	94 43				
												341	H	Florida A&M	103 54				
-----																			
LAST 12 Division I GAMES:																			
95	H	Hartford	75 62	78	H	Virginia Tech	68 61	21	H	Central Mich.	80 90	341	H	Florida A&M	103 54				
12	H	Marquette	63 55					119	N	Alabama	101 74	174	N	Vanderbilt	90 65				
11	A	Iowa St.	52 75					252	H	UMES	71 53								
43	H	Clemson	67 76																
90	A	Wake Forest	72 57																
279	H	New Orleans	78 38																

Non-Div I Games:

Mi ami (FL)

Average RPI Win:	218	WON-LOST	WINNING	LAST 10	STRENGTH OF	OPP. STRENGTH	TEAM	ADJ.	CONF.	ADJ CONF.
Average RPI Loss:	123	RECORD	PCT. RANK	GAMES	SCHEDULE	OF SCHEDULE	RPI	RPI	RPI	RPI
DIV. I ONLY	10- 4	68	7-3	220	203	97	97	8	8	
DIV. I NON-CONF.	8- 2	52	0- 0	333	290	133	133	8	8	
-----										
TOTALS	RPI 1-25	RPI 26-50	W-L RECORDS	RPI 51-100	RPI 101-150	RPI 150+				
10- 4	1- 1	0- 1	OVERALL	0- 0	2- 1	7- 1				
4- 1	0- 0	0- 1	HOME	0- 0	2- 0	2- 0				
6- 3	1- 1	0- 0	AWAY	0- 0	0- 1	5- 1				
0- 0	0- 0	0- 0	NEUTRAL	0- 0	0- 0	0- 0				
8- 2	0- 1	0- 0	NON-CONFERENCE	0- 0	1- 0	7- 1				
3- 0	0- 0	0- 0	HOME	0- 0	1- 0	2- 0				
5- 2	0- 1	0- 0	AWAY	0- 0	0- 0	5- 1				
0- 0	0- 0	0- 0	NEUTRAL	0- 0	0- 0	0- 0				
2- 2	1- 0	0- 1	CONFERENCE	0- 0	1- 1	0- 0				
1- 1	0- 0	0- 1	HOME	0- 0	1- 0	0- 0				
1- 1	1- 0	0- 0	AWAY	0- 0	0- 1	0- 0				
0- 0	0- 0	0- 0	NEUTRAL	0- 0	0- 0	0- 0				

RPI 1-25				RPI 26-50				RPI 51-100 Team's RPI: 97				RPI 101+			
RPI	S	Opponent	Score	RPI	S	Opponent	Score	RPI	S	Opponent	Score	RPI	S	Opponent	Score
6	A	Louisville	73 95	38	H	Buffalo	59 66					101	H	Toledo	65 64
21	A	Central Mich.	70 67									105	A	Northern Ill.	71 82
												129	H	Cincinnati	78 65
												154	H	High Point	68 55
												192	A	Jacksonville St.	58 41
												294	A	Canisius	62 59
												301	A	Valparaiso	68 47
												318	H	Eastern Ky.	60 44
												332	A	Detroit Mercy	78 59
												337	A	UIC	65 56
												341	A	Florida A&M	56 57
LAST 12 Division I GAMES:															
21	A	Central Mich.	70 67	341	A	Florida A&M	56 57								
38	H	Buffalo	59 66	301	A	Valparaiso	68 47								
101	H	Toledo	65 64	129	H	Cincinnati	78 65								
105	A	Northern Ill.	71 82	337	A	UIC	65 56								
192	A	Jacksonville St.	58 41	6	A	Louisville	73 95								
332	A	Detroit Mercy	78 59	154	H	High Point	68 55								

Non-Div I Games: Ohio Dominican 74 29

Miami (OH)

Average RPI Win: 209 WON-LOST RECORD WINNING PCT. RANK LAST 10 GAMES STRENGTH OF SCHEDULE OPP. STRENGTH OF SCHEDULE TEAM RPI ADJ. RPI CONF. RPI ADJ CONF. RPI

DIV. I ONLY	11- 6	95	6-4	95	87	66	66	4	4
DIV. I NON-CONF.	9- 3	61	1- 1	213	133	79	79	5	5
TOTALS	RPI 1-25	RPI 26-50	W-L RECORDS	RPI 51-100	RPI 101-150	RPI 150+			
11- 6	0- 4	1- 1	OVERALL	1- 1	2- 0	7- 0			
7- 0	0- 0	0- 0	HOME	1- 0	1- 0	5- 0			
2- 5	0- 3	0- 1	AWAY	0- 1	0- 0	2- 0			
2- 1	0- 1	1- 0	NEUTRAL	0- 0	1- 0	0- 0			
9- 3	0- 3	1- 0	NON-CONFERENCE	0- 0	1- 0	7- 0			
5- 0	0- 0	0- 0	HOME	0- 0	0- 0	5- 0			
2- 2	0- 2	0- 0	AWAY	0- 0	0- 0	2- 0			
2- 1	0- 1	1- 0	NEUTRAL	0- 0	1- 0	0- 0			
2- 3	0- 1	0- 1	CONFERENCE	1- 1	1- 0	0- 0			
2- 0	0- 0	0- 0	HOME	1- 0	1- 0	0- 0			
0- 3	0- 1	0- 1	AWAY	0- 1	0- 0	0- 0			
0- 0	0- 0	0- 0	NEUTRAL	0- 0	0- 0	0- 0			

RPI S Opponent Score	RPI S Opponent Score	RPI S Opponent Score	RPI S Opponent Score
8 A NC State 55 66	35 N Missouri 70 54	71 H Northwestern 79 78	102 H Minnesota 76 60
12 A Marquette 74 85	45 A Purdue 70 71	96 A Nebraska 56 70	103 N Washington 80 73
20 A Maryland 69 83			169 H Southern U. 76 35
25 N Texas 52 69			234 H Mt. St. Mary's 88 40
			288 A Oakland 85 59
			297 A Western Mich. 79 42
			321 H Morgan St. 70 47
			332 H Detroit Mercy 95 62
			350 H LIU Brooklyn 83 38
LAST 12 Division I GAMES:			
103 N Washington 80 73	102 H Minnesota 76 60		
25 N Texas 52 69	96 A Nebraska 56 70		
20 A Maryland 69 83	169 H Southern U. 76 35		
71 H Northwestern 79 78	321 H Morgan St. 70 47		
45 A Purdue 70 71	288 A Oakland 85 59		
12 A Marquette 74 85	350 H LIU Brooklyn 83 38		

Non-Div I Games:

Michigan

Average RPI Win:	166	WON-LOST	WINNING	LAST 10	STRENGTH OF	OPP. STRENGTH	TEAM	ADJ.	CONF.	ADJ CONF.
Average RPI Loss:	53	RECORD	PCT. RANK	GAMES	SCHEDULE	OF SCHEDULE	RPI	RPI	RPI	RPI
DIV. I ONLY	12- 4	51	7-3	84	26	31	31	4	4	
DIV. I NON-CONF.	10- 1	19	0- 0	176	47	35	35	5	5	
TOTALS	RPI 1-25	RPI 26-50	W-L RECORDS	RPI 51-100	RPI 101-150	RPI 150+				
12- 4	2- 2	0- 0	OVERALL	2- 1	2- 1	6- 0				
9- 0	2- 0	0- 0	HOME	1- 0	2- 0	4- 0				
2- 3	0- 1	0- 0	AWAY	1- 1	0- 1	1- 0				
1- 1	0- 1	0- 0	NEUTRAL	0- 0	0- 0	1- 0				
10- 1	1- 1	0- 0	NON-CONFERENCE	2- 0	1- 0	6- 0				
7- 0	1- 0	0- 0	HOME	1- 0	1- 0	4- 0				
2- 0	0- 0	0- 0	AWAY	1- 0	0- 0	1- 0				
1- 1	0- 1	0- 0	NEUTRAL	0- 0	0- 0	1- 0				
2- 3	1- 1	0- 0	CONFERENCE	0- 1	1- 1	0- 0				
2- 0	1- 0	0- 0	HOME	0- 0	1- 0	0- 0				
0- 3	0- 1	0- 0	AWAY	0- 1	0- 1	0- 0				
0- 0	0- 0	0- 0	NEUTRAL	0- 0	0- 0	0- 0				

RPI	S	Opponent	Score	RPI	S	Opponent	Score	RPI	S	Opponent	Score	RPI	S	Opponent	Score
5	H	Oregon	88 82					71	A	Northwestern	62 70	102	H	Minnesota	86 68
8	N	NC State	74 78					83	H	Wright St.	84 68	112	A	Ohio St.	55 65
13	H	Iowa	84 70					95	A	Hartford	74 66	116	H	Virginia	91 66
19	A	Indiana	64 68									226	H	Texas Southern	91 45
												230	H	Bowling Green	99 69
												257	H	ETSU	75 53
												283	H	Fla. Atlantic	89 74
												288	A	Oakland	102 58
												296	N	Kennesaw St.	75 51
LAST 12 Division I GAMES:															
112	A	Ohio St.	55 65	283	H	Fla. Atlantic	89 74								
102	H	Minnesota	86 68	95	A	Hartford	74 66								
19	A	Indiana	64 68	5	H	Oregon	88 82								
71	A	Northwestern	62 70	288	A	Oakland	102 58								
13	H	Iowa	84 70	226	H	Texas Southern	91 45								
296	N	Kennesaw St.	75 51	116	H	Virginia	91 66								

Non-Div I Games:

Michigan St.

Average RPI	Win:	209	WON-LOST	WINNING	LAST 10	STRENGTH OF	OPP. STRENGTH	TEAM	ADJ.	CONF.	ADJ CONF.
Average RPI	Loss:	87	RECORD	PCT. RANK	GAMES	SCHEDULE	OF SCHEDULE	RPI	RPI	RPI	RPI
DIV. I ONLY		13- 4		44	8-2	160	157	63	63	16	16
DIV. I NON-CONF.		9- 4		85	0- 1	98	183	53	53	19	19
-----											
TOTALS	RPI 1-25		RPI 26-50		W-L RECORDS	RPI 51-100		RPI 101-150		RPI 150+	
13- 4	0- 0		0- 1		OVERALL	1- 1		2- 2		10- 0	
6- 1	0- 0		0- 0		HOME	0- 1		1- 0		5- 0	
5- 3	0- 0		0- 1		AWAY	1- 0		0- 2		4- 0	
2- 0	0- 0		0- 0		NEUTRAL	0- 0		1- 0		1- 0	
9- 4	0- 0		0- 1		NON-CONFERENCE	1- 1		1- 2		7- 0	
4- 1	0- 0		0- 0		HOME	0- 1		0- 0		4- 0	
3- 3	0- 0		0- 1		AWAY	1- 0		0- 2		2- 0	
2- 0	0- 0		0- 0		NEUTRAL	0- 0		1- 0		1- 0	
4- 0	0- 0		0- 0		CONFERENCE	0- 0		1- 0		3- 0	
2- 0	0- 0		0- 0		HOME	0- 0		1- 0		1- 0	
2- 0	0- 0		0- 0		AWAY	0- 0		0- 0		2- 0	
0- 0	0- 0		0- 0		NEUTRAL	0- 0		0- 0		0- 0	

RPI	S	Opponent	Score	RPI	S	Opponent	Score	RPI	S	Opponent	Score	RPI	S	Opponent	Score
				29	A	Kentucky	55 72	61	H	Belmont	38 45	125	A	Tennessee Tech	64 68
								86	A	Troy	67 64	132	A	Fordham	49 61
												134	N	Chattanooga	58 47
												148	H	Louisiana Tech	75 38
												174	H	Vanderbilt	65 58
												185	H	Georgia St.	69 54
												200	H	UNC Asheville	67 46
												221	N	Dartmouth	70 58
												232	A	UNLV	66 62
												233	H	Southern Miss.	66 49
												238	A	Furman	78 71
												272	H	Mississippi Val.	101 51
												283	A	Fla. Atlantic	74 55
												314	A	FIU	49 43
-----															
LAST 12 Division I GAMES:															
				132	A	Fordham	49 61	314	A	FIU	49 43				
				232	A	UNLV	66 62	134	N	Chattanooga	58 47				
				148	H	Louisiana Tech	75 38	200	H	UNC Asheville	67 46				
				233	H	Southern Miss.	66 49	29	A	Kentucky	55 72				
				283	A	Fla. Atlantic	74 55	86	A	Troy	67 64				
				221	N	Dartmouth	70 58	185	H	Georgia St.	69 54				

Non-Div I Games:

Middle Tenn.



M  
i  
l  
w  
a  
u  
k  
e  
e

Milwaukee				Through Games Of Jan. 16, 2019							
Average RPI	Win:	243	WON-LOST	WINNING	LAST 10	STRENGTH OF	OPP. STRENGTH	TEAM	ADJ.	CONF.	ADJ CONF.
Average RPI	Loss:	85	RECORD	PCT. RANK	GAMES	SCHEDULE	OF SCHEDULE	RPI	RPI	RPI	RPI
DIV. I ONLY			7- 9	203	5-5	151	149	184	184	19	19
DIV. I NON-CONF.			5- 6	177	0- 0	127	171	173	173	18	18
-----											
TOTALS	RPI 1-25			RPI 26-50		W-L RECORDS	RPI 51-100	RPI 101-150		RPI 150+	
7- 9	0- 2			0- 2		OVERALL	0- 3	1- 0		6- 2	
4- 4	0- 1			0- 2		HOME	0- 0	1- 0		3- 1	
2- 5	0- 1			0- 0		AWAY	0- 3	0- 0		2- 1	
1- 0	0- 0			0- 0		NEUTRAL	0- 0	0- 0		1- 0	
5- 6	0- 2			0- 1		NON-CONFERENCE	0- 2	0- 0		5- 1	
2- 3	0- 1			0- 1		HOME	0- 0	0- 0		2- 1	
2- 3	0- 1			0- 0		AWAY	0- 2	0- 0		2- 0	
1- 0	0- 0			0- 0		NEUTRAL	0- 0	0- 0		1- 0	
2- 3	0- 0			0- 1		CONFERENCE	0- 1	1- 0		1- 1	
2- 1	0- 0			0- 1		HOME	0- 0	1- 0		1- 0	
0- 2	0- 0			0- 0		AWAY	0- 1	0- 0		0- 1	
0- 0	0- 0			0- 0		NEUTRAL	0- 0	0- 0		0- 0	

RPI 1-25				RPI 26-50				RPI 51-100				RPI 101+ Team's RPI: 184			
RPI	S	Opponent	Score	RPI	S	Opponent	Score	RPI	S	Opponent	Score	RPI	S	Opponent	Score
12	H	Marquette	74 83	27	H	Florida St.	62 87	53	A	Saint Mary's (CA)	71 73	126	H	Youngstown St.	71 68
19	A	Indiana	66 68	42	H	Green Bay	62 76	83	A	Wright St.	57 61	153	H	Wisconsin	57 68
								99	A	Fresno St.	48 65	194	A	North Dakota	64 46
												206	N	UC Riverside	56 54
												255	H	Columbia	78 65
												259	H	Cleveland St.	59 53
												273	A	Northern Ky.	54 55
												320	A	North Dakota St.	57 55
												338	H	Purdue Fort Wayne	70 48
-----															
LAST 12 Division I GAMES:															
259	H	Cleveland St.	59 53	27	H	Florida St.	62 87	320	A	North Dakota St.	57 55				
126	H	Youngstown St.	71 68					194	A	North Dakota	64 46				
83	A	Wright St.	57 61					338	H	Purdue Fort Wayne	70 48				
273	A	Northern Ky.	54 55					12	H	Marquette	74 83				
42	H	Green Bay	62 76					206	N	UC Riverside	56 54				
53	A	Saint Mary's (CA)	71 73												

Non-Div I Games:

Milwaukee

Average RPI Win:	208	WON-LOST	WINNING	LAST 10	STRENGTH OF	OPP. STRENGTH	TEAM	ADJ.	CONF.	ADJ CONF.
Average RPI Loss:	64	RECORD	PCT. RANK	GAMES	SCHEDULE	OF SCHEDULE	RPI	RPI	RPI	RPI
DIV. I ONLY	12- 4	51	6-4	192	96	102	102	4	4	
DIV. I NON-CONF.	11- 0	1	0- 0	295	143	50	50	5	5	
-----										
TOTALS	RPI 1-25	RPI 26-50	W-L RECORDS	RPI 51-100	RPI 101-150	RPI 150+				
12- 4	1- 1	0- 1	OVERALL	1- 1	0- 1	10- 0				
10- 2	1- 1	0- 0	HOME	0- 0	0- 1	9- 0				
2- 2	0- 0	0- 1	AWAY	1- 1	0- 0	1- 0				
0- 0	0- 0	0- 0	NEUTRAL	0- 0	0- 0	0- 0				
11- 0	1- 0	0- 0	NON-CONFERENCE	1- 0	0- 0	9- 0				
9- 0	1- 0	0- 0	HOME	0- 0	0- 0	8- 0				
2- 0	0- 0	0- 0	AWAY	1- 0	0- 0	1- 0				
0- 0	0- 0	0- 0	NEUTRAL	0- 0	0- 0	0- 0				
1- 4	0- 1	0- 1	CONFERENCE	0- 1	0- 1	1- 0				
1- 2	0- 1	0- 0	HOME	0- 0	0- 1	1- 0				
0- 2	0- 0	0- 1	AWAY	0- 1	0- 0	0- 0				
0- 0	0- 0	0- 0	NEUTRAL	0- 0	0- 0	0- 0				

RPI 1-25				RPI 26-50				RPI 51-100				RPI 101+				Team's RPI: 102
RPI	S	Opponent	Score	RPI	S	Opponent	Score	RPI	S	Opponent	Score	RPI	S	Opponent	Score	
4	H	Syracuse	72 68	31	A	Michigan St.	68 86	66	A	Michigan	60 76	147	H	Illinois	62 66	
13	H	Iowa	63 81					79	A	Boston College	77 69	153	H	Wisconsin	74 56	
												165	A	Xavier	78 53	
												176	H	Rhode Island	91 71	
												193	H	Cornell	65 45	
												225	H	Air Force	67 50	
												227	H	San Diego	53 48	
												287	H	Coppin St.	84 52	
												315	H	New Hampshire	70 47	
												322	H	Incarnate Word	75 39	
												344	H	Ark.-Pine Bluff	84 42	
-----																
LAST 12 Division I GAMES:																
13	H	Iowa	63 81	176	H	Rhode Island	91 71									
31	A	Michigan St.	68 86	287	H	Coppin St.	84 52									
147	H	Illinois	62 66	79	A	Boston College	77 69									
66	A	Michigan	60 76	322	H	Incarnate Word	75 39									
153	H	Wisconsin	74 56	225	H	Air Force	67 50									
193	H	Cornell	65 45	4	H	Syracuse	72 68									

Non-Div I Games:

Minnesota

Average RPI	Win:	141	WON-LOST	WINNING	LAST 10	STRENGTH OF	OPP. STRENGTH	TEAM	ADJ.	CONF.	ADJ CONF.
Average RPI	Loss:	5	RECORD	PCT. RANK	GAMES	SCHEDULE	OF SCHEDULE	RPI	RPI	RPI	RPI
DIV. I ONLY		16- 1		3	9-1	39	53	9	9	6	6
DIV. I NON-CONF.		12- 1		10	0- 0	120	40	14	14	6	6
-----											
TOTALS	RPI 1-25		RPI 26-50		W-L RECORDS	RPI 51-100		RPI 101-150		RPI 150+	
16- 1	2- 1		1- 0		OVERALL	4- 0		3- 0		6- 0	
9- 0	1- 0		1- 0		HOME	2- 0		0- 0		5- 0	
7- 1	1- 1		0- 0		AWAY	2- 0		3- 0		1- 0	
0- 0	0- 0		0- 0		NEUTRAL	0- 0		0- 0		0- 0	
12- 1	2- 1		0- 0		NON-CONFERENCE	1- 0		3- 0		6- 0	
7- 0	1- 0		0- 0		HOME	1- 0		0- 0		5- 0	
5- 1	1- 1		0- 0		AWAY	0- 0		3- 0		1- 0	
0- 0	0- 0		0- 0		NEUTRAL	0- 0		0- 0		0- 0	
4- 0	0- 0		1- 0		CONFERENCE	3- 0		0- 0		0- 0	
2- 0	0- 0		1- 0		HOME	1- 0		0- 0		0- 0	
2- 0	0- 0		0- 0		AWAY	2- 0		0- 0		0- 0	
0- 0	0- 0		0- 0		NEUTRAL	0- 0		0- 0		0- 0	

RPI	S	Opponent	Score	RPI	S	Opponent	Score	RPI	S	Opponent	Score	RPI	S	Opponent	Score
5	A	Oregon	74 82	29	H	Kentucky	86 71	51	A	Auburn	85 59	103	A	Washington	103 56
12	H	Marquette	87 82					57	A	Arkansas	93 69	116	A	Virginia	72 44
25	A	Texas	67 49					67	H	Lamar University	104 53	127	A	Little Rock	98 63
								89	H	Georgia	80 71	217	H	Southeast Mo. St.	88 53
												233	A	Southern Miss.	86 42
												238	H	Furman	106 41
												270	H	Louisiana	104 36
												287	H	Coppin St.	110 38
												333	H	Jackson St.	105 38
-----															
LAST 12 Division I GAMES:															
51	A	Auburn	85 59	103	A	Washington	103 56	5	A	Oregon	74 82	233	A	Southern Miss.	86 42
89	H	Georgia	80 71					12	H	Marquette	87 82	25	A	Texas	67 49
29	H	Kentucky	86 71					270	H	Louisiana	104 36	127	A	Little Rock	98 63
57	A	Arkansas	93 69					333	H	Jackson St.	105 38				

Non-Div I Games:

Mississippi St.

Average RPI Win:	312	WON-LOST	WINNING	LAST 10	STRENGTH OF	OPP. STRENGTH	TEAM	ADJ.	CONF.	ADJ CONF.
Average RPI Loss:	169	RECORD	PCT. RANK	GAMES	SCHEDULE	OF SCHEDULE	RPI	RPI	RPI	RPI
DIV. I ONLY	3- 11	301	2-8	190	327	272	272	29	29	
DIV. I NON-CONF.	1- 10	330	0- 0	85	333	270	270	26	26	
-----										
TOTALS	RPI 1-25	RPI 26-50	W-L RECORDS	RPI 51-100	RPI 101-150	RPI 150+				
3- 11	0- 0	0- 0	OVERALL	0- 3	0- 2	3- 6				
1- 2	0- 0	0- 0	HOME	0- 0	0- 0	1- 2				
2- 8	0- 0	0- 0	AWAY	0- 2	0- 2	2- 4				
0- 1	0- 0	0- 0	NEUTRAL	0- 1	0- 0	0- 0				
1- 10	0- 0	0- 0	NON-CONFERENCE	0- 3	0- 2	1- 5				
0- 1	0- 0	0- 0	HOME	0- 0	0- 0	0- 1				
1- 8	0- 0	0- 0	AWAY	0- 2	0- 2	1- 4				
0- 1	0- 0	0- 0	NEUTRAL	0- 1	0- 0	0- 0				
2- 1	0- 0	0- 0	CONFERENCE	0- 0	0- 0	2- 1				
1- 1	0- 0	0- 0	HOME	0- 0	0- 0	1- 1				
1- 0	0- 0	0- 0	AWAY	0- 0	0- 0	1- 0				
0- 0	0- 0	0- 0	NEUTRAL	0- 0	0- 0	0- 0				

RPI 1-25				RPI 26-50				RPI 51-100				RPI 101+ Team's RPI: 272					
RPI	S	Opponent	Score	RPI	S	Opponent	Score	RPI	S	Opponent	Score	RPI	S	Opponent	Score		
								63	A	Middle Tenn.	51	101	121	A	UT Martin	51	110
								65	A	TCU	47	96	123	A	Arkansas St.	57	60
								86	N	Troy	54	75	155	H	North Ala.	72	86
													218	A	Nicholls St.	47	72
													231	A	SMU	47	62
													233	A	Southern Miss.	60	67
													256	H	Alabama A&M	60	80
													261	H	Alabama St.	64	62
													312	A	La. -Monroe	65	72
													331	A	Austin Peay	95	89
													344	A	Ark. -Pine Bluff	62	56
LAST 12 Division I GAMES:																	
261	H	Alabama St.	64	62	123	A	Arkansas St.	57	60								
256	H	Alabama A&M	60	80	312	A	La. -Monroe	65	72								
344	A	Ark. -Pine Bluff	62	56	218	A	Nicholls St.	47	72								
121	A	UT Martin	51	110	86	N	Troy	54	75								
155	H	North Ala.	72	86	233	A	Southern Miss.	60	67								
331	A	Austin Peay	95	89	63	A	Middle Tenn.	51	101								

Non-Div I Games:

Mississippi Val.



Average RPI Win:	190	WON-LOST	WINNING	LAST 10	STRENGTH OF	OPP. STRENGTH	TEAM	ADJ.	CONF.	ADJ CONF.
Average RPI Loss:	102	RECORD	PCT. RANK	GAMES	SCHEDULE	OF SCHEDULE	RPI	RPI	RPI	RPI
DIV. I ONLY	7- 7	171	6-4	72	137	142	142	13	13	
DIV. I NON-CONF.	4- 7	228	0- 0	40	93	146	146	14	14	
-----										
TOTALS	RPI 1-25	RPI 26-50	W-L RECORDS	RPI 51-100	RPI 101-150	RPI 150+				
7- 7	0- 3	0- 1	OVERALL	0- 0	3- 0	4- 3				
5- 2	0- 2	0- 0	HOME	0- 0	2- 0	3- 0				
0- 5	0- 1	0- 1	AWAY	0- 0	0- 0	0- 3				
2- 0	0- 0	0- 0	NEUTRAL	0- 0	1- 0	1- 0				
4- 7	0- 3	0- 1	NON-CONFERENCE	0- 0	2- 0	2- 3				
2- 2	0- 2	0- 0	HOME	0- 0	1- 0	1- 0				
0- 5	0- 1	0- 1	AWAY	0- 0	0- 0	0- 3				
2- 0	0- 0	0- 0	NEUTRAL	0- 0	1- 0	1- 0				
3- 0	0- 0	0- 0	CONFERENCE	0- 0	1- 0	2- 0				
3- 0	0- 0	0- 0	HOME	0- 0	1- 0	2- 0				
0- 0	0- 0	0- 0	AWAY	0- 0	0- 0	0- 0				
0- 0	0- 0	0- 0	NEUTRAL	0- 0	0- 0	0- 0				

RPI 1-25				RPI 26-50				RPI 51-100				RPI 101+				Team's RPI: 142
RPI	S	Opponent	Score	RPI	S	Opponent	Score	RPI	S	Opponent	Score	RPI	S	Opponent	Score	
10	H	Gonzaga	67 70	35	A	Missouri	61 65					127	H	Little Rock	48 44	
19	A	Indiana	74 98									145	H	Indiana St.	71 58	
23	H	South Dakota	74 85									148	N	Louisiana Tech	82 70	
												159	A	Santa Clara	73 77	
												166	H	Southern Ill.	66 51	
												189	H	Ball St.	74 54	
												202	A	North Texas	76 83	
												209	N	SIUE	68 65	
												269	A	Wichita St.	60 63	
												345	H	Evansville	88 66	
LAST 12 Division I GAMES:																
166	H	Southern Ill.	66 51	148	N	Louisiana Tech	82 70	10	H	Gonzaga	67 70					
345	H	Evansville	88 66					19	A	Indiana	74 98					
145	H	Indiana St.	71 58					23	H	South Dakota	74 85					
127	H	Little Rock	48 44					202	A	North Texas	76 83					
209	N	SIUE	68 65					159	A	Santa Clara	73 77					
189	H	Ball St.	74 54													

Non-Div I Games:

Missouri St.

Average RPI Win:	246	WON-LOST	WINNING	LAST 10	STRENGTH OF	OPP. STRENGTH	TEAM	ADJ.	CONF.	ADJ CONF.
Average RPI Loss:	158	RECORD	PCT. RANK	GAMES	SCHEDULE	OF SCHEDULE	RPI	RPI	RPI	RPI
DIV. I ONLY	5- 10	248	4-6	205	231	239	239	27	27	
DIV. I NON-CONF.	4- 7	228	0- 0	195	256	235	235	28	28	
-----										
TOTALS	RPI 1-25	RPI 26-50	W-L RECORDS	RPI 51-100	RPI 101-150	RPI 150+				
5- 10	0- 0	0- 0	OVERALL	0- 4	0- 2	5- 4				
2- 4	0- 0	0- 0	HOME	0- 2	0- 0	2- 2				
3- 6	0- 0	0- 0	AWAY	0- 2	0- 2	3- 2				
0- 0	0- 0	0- 0	NEUTRAL	0- 0	0- 0	0- 0				
4- 7	0- 0	0- 0	NON-CONFERENCE	0- 3	0- 1	4- 3				
2- 3	0- 0	0- 0	HOME	0- 2	0- 0	2- 1				
2- 4	0- 0	0- 0	AWAY	0- 1	0- 1	2- 2				
0- 0	0- 0	0- 0	NEUTRAL	0- 0	0- 0	0- 0				
1- 3	0- 0	0- 0	CONFERENCE	0- 1	0- 1	1- 1				
0- 1	0- 0	0- 0	HOME	0- 0	0- 0	0- 1				
1- 2	0- 0	0- 0	AWAY	0- 1	0- 1	1- 0				
0- 0	0- 0	0- 0	NEUTRAL	0- 0	0- 0	0- 0				

RPI 1-25				RPI 26-50				RPI 51-100				RPI 101+				Team's RPI: 239
RPI	S	Opponent	Score	RPI	S	Opponent	Score	RPI	S	Opponent	Score	RPI	S	Opponent	Score	
								56	H	Bucknell	32 70	115	A	Lehigh	48 63	
								75	A	Quinnipiac	38 67	120	A	Marist	45 69	
								78	A	Virginia Tech	49 82	182	A	George Washington	55 51	
								87	H	Princeton	47 79	196	H	Navy	68 67	
												201	A	East Carolina	67 73	
												204	H	Rider	43 55	
												244	A	Sacred Heart	55 50	
												290	H	Albany (NY)	64 56	
												310	H	Loyola Maryland	67 75	
												317	A	Iona	55 38	
												330	A	Lafayette	69 73	
-----																
LAST 12 Division I GAMES:																
120	A	Marist	45 69	196	H	Navy	68 67									
75	A	Quinnipiac	38 67	87	H	Princeton	47 79									
204	H	Rider	43 55	330	A	Lafayette	69 73									
317	A	Iona	55 38	182	A	George Washington	55 51									
310	H	Loyola Maryland	67 75	244	A	Sacred Heart	55 50									
78	A	Virginia Tech	49 82	290	H	Albany (NY)	64 56									

Non-Div I Games:

Monmouth

Average RPI	Win: 212	WON-LOST	WINNING	LAST 10	STRENGTH OF	OPP. STRENGTH	TEAM	ADJ.	CONF.	ADJ CONF.
Average RPI	Loss: 87	RECORD	PCT. RANK	GAMES	SCHEDULE	OF SCHEDULE	RPI	RPI	RPI	RPI
DIV. I ONLY	7- 7	171	5-5	100	129	152	152	14	14	
DIV. I NON-CONF.	4- 4	162	1- 0	27	119	71	71	11	11	
TOTALS	RPI 1-25	RPI 26-50	W-L RECORDS	RPI 51-100	RPI 101-150	RPI 150+				
7- 7	0- 2	0- 0	OVERALL	0- 2	2- 2	5- 1				
4- 3	0- 1	0- 0	HOME	0- 1	2- 0	2- 1				
2- 4	0- 1	0- 0	AWAY	0- 1	0- 2	2- 0				
1- 0	0- 0	0- 0	NEUTRAL	0- 0	0- 0	1- 0				
4- 4	0- 2	0- 0	NON-CONFERENCE	0- 1	2- 1	2- 0				
2- 1	0- 1	0- 0	HOME	0- 0	2- 0	0- 0				
1- 3	0- 1	0- 0	AWAY	0- 1	0- 1	1- 0				
1- 0	0- 0	0- 0	NEUTRAL	0- 0	0- 0	1- 0				
3- 3	0- 0	0- 0	CONFERENCE	0- 1	0- 1	3- 1				
2- 2	0- 0	0- 0	HOME	0- 1	0- 0	2- 1				
1- 1	0- 0	0- 0	AWAY	0- 0	0- 1	1- 0				
0- 0	0- 0	0- 0	NEUTRAL	0- 0	0- 0	0- 0				

RPI	S	Opponent	Score	RPI	S	Opponent	Score	RPI	S	Opponent	Score	RPI	S	Opponent	Score	Team's RPI: 152
10	A	Gonzaga	52 76					59	A	Arizona	51 100	103	A	Washington	54 69	
23	H	South Dakota	41 64					81	H	Northern Colo.	62 73	105	H	Northern Ill.	86 70	
												137	H	UC Davis	62 56	
												144	A	Portland St.	60 78	
												188	H	Eastern Wash.	62 68	
												198	H	Southern Utah	79 57	
												223	N	Saint Francis (PA)	79 77	
												241	H	Northern Ariz.	78 62	
												243	A	Sacramento St.	88 86	
												334	A	Grand Canyon	69 47	
LAST 12 Division I GAMES:																
223	N	Saint Francis (PA)	79 77	243	A	Sacramento St.	88 86									
137	H	UC Davis	62 56	198	H	Southern Utah	79 57									
81	H	Northern Colo.	62 73	241	H	Northern Ariz.	78 62									
188	H	Eastern Wash.	62 68	103	A	Washington	54 69									
144	A	Portland St.	60 78	334	A	Grand Canyon	69 47									
105	H	Northern Ill.	86 70	59	A	Arizona	51 100									

Non-Div I Games: Providence (MT) 90 45

Montana



Average RPI	Win: 204	WON-LOST	WINNING	LAST 10	STRENGTH OF	OPP. STRENGTH	TEAM	ADJ.	CONF.	ADJ CONF.
Average RPI	Loss: 70	RECORD	PCT. RANK	GAMES	SCHEDULE	OF SCHEDULE	RPI	RPI	RPI	RPI
DIV. I ONLY	8- 7	150	5-5	101	91	113	113	14	14	
DIV. I NON-CONF.	4- 5	190	1- 0	92	36	109	109	11	11	
-----										
TOTALS	RPI 1-25	RPI 26-50	W-L RECORDS	RPI 51-100	RPI 101-150	RPI 150+				
8- 7	0- 1	0- 1	OVERALL	1- 3	1- 2	6- 0				
4- 2	0- 0	0- 1	HOME	0- 0	0- 1	4- 0				
3- 5	0- 1	0- 0	AWAY	1- 3	1- 1	1- 0				
1- 0	0- 0	0- 0	NEUTRAL	0- 0	0- 0	1- 0				
4- 5	0- 1	0- 1	NON-CONFERENCE	0- 3	1- 0	3- 0				
2- 1	0- 0	0- 1	HOME	0- 0	0- 0	2- 0				
1- 4	0- 1	0- 0	AWAY	0- 3	1- 0	0- 0				
1- 0	0- 0	0- 0	NEUTRAL	0- 0	0- 0	1- 0				
4- 2	0- 0	0- 0	CONFERENCE	1- 0	0- 2	3- 0				
2- 1	0- 0	0- 0	HOME	0- 0	0- 1	2- 0				
2- 1	0- 0	0- 0	AWAY	1- 0	0- 1	1- 0				
0- 0	0- 0	0- 0	NEUTRAL	0- 0	0- 0	0- 0				

RPI 1-25				RPI 26-50				RPI 51-100				RPI 101+ Team's RPI: 113			
RPI	S	Opponent	Score	RPI	S	Opponent	Score	RPI	S	Opponent	Score	RPI	S	Opponent	Score
12	A	Marquette	52 100	26	H	South Dakota St.	67 88	60	A	Wyoming	58 66	110	H	Idaho	66 82
								65	A	TCU	49 71	144	A	Portland St.	53 55
								72	A	SFA	53 60	146	A	Texas St.	67 59
								81	A	Northern Colo.	79 66	198	H	Southern Utah	69 64
												199	N	Delaware	69 60
												212	H	Long Beach St.	85 62
												241	H	Northern Ariz.	80 70
												243	A	Sacramento St.	69 53
												311	H	Omaha	59 56
-----															
LAST 12 Division I GAMES:															
146	A	Texas St.	67 59	241	H	Northern Ariz.	80 70								
81	A	Northern Colo.	79 66	198	H	Southern Utah	69 64								
110	H	Idaho	66 82	26	H	South Dakota St.	67 88								
243	A	Sacramento St.	69 53	311	H	Omaha	59 56								
144	A	Portland St.	53 55	65	A	TCU	49 71								
212	H	Long Beach St.	85 62	72	A	SFA	53 60								

Non-Div I Games: Carroll (MT) 64 48

Montana St.

Average RPI Win:	278	WON-LOST	WINNING	LAST 10	STRENGTH OF	OPP. STRENGTH	TEAM	ADJ.	CONF.	ADJ CONF.
Average RPI Loss:	155	RECORD	PCT. RANK	GAMES	SCHEDULE	OF SCHEDULE	RPI	RPI	RPI	RPI
DIV. I ONLY	9- 6	114	5-5	315	268	181	181	21	21	
DIV. I NON-CONF.	7- 4	109	0- 0	288	285	187	187	20	20	
<hr/>										
TOTALS	RPI 1-25	RPI 26-50	W-L RECORDS	RPI 51-100	RPI 101-150	RPI 150+				
9- 6	0- 1	0- 1	OVERALL	0- 1	1- 0	8- 3				
4- 1	0- 0	0- 0	HOME	0- 0	0- 0	4- 1				
5- 5	0- 1	0- 1	AWAY	0- 1	1- 0	4- 2				
0- 0	0- 0	0- 0	NEUTRAL	0- 0	0- 0	0- 0				
7- 4	0- 1	0- 1	NON-CONFERENCE	0- 0	1- 0	6- 2				
4- 1	0- 0	0- 0	HOME	0- 0	0- 0	4- 1				
3- 3	0- 1	0- 1	AWAY	0- 0	1- 0	2- 1				
0- 0	0- 0	0- 0	NEUTRAL	0- 0	0- 0	0- 0				
2- 2	0- 0	0- 0	CONFERENCE	0- 1	0- 0	2- 1				
0- 0	0- 0	0- 0	HOME	0- 0	0- 0	0- 0				
2- 2	0- 0	0- 0	AWAY	0- 1	0- 0	2- 1				
0- 0	0- 0	0- 0	NEUTRAL	0- 0	0- 0	0- 0				

RPI 1-25				RPI 26-50				RPI 51-100				RPI 101+				Team's RPI: 181
RPI	S	Opponent	Score	RPI	S	Opponent	Score	RPI	S	Opponent	Score	RPI	S	Opponent	Score	
3	A	Bayl or	58 96	29	A	Kentucky	57 87	61	A	Bel mont	50 77	149	A	Radford	79 72	
												210	A	Gardner-Webb	84 69	
												223	A	Saint Francis (PA)	83 89	
												253	A	Murray St.	83 61	
												264	A	N. C. A&T	72 67	
												281	H	St. Francis Brooklyn	94 101	
												301	H	Valparaiso	68 62	
												307	A	Tennessee St.	85 62	
												328	H	Lipscomb	79 44	
												331	A	Austin Peay	80 81	
												343	H	Chicago St.	104 68	
												345	H	Evansville	85 63	
<hr/>																
LAST 12 Division I GAMES:																
307	A	Tennessee St.	85 62	223	A	Saint Francis (PA)	83 89									
61	A	Belmont	50 77	149	A	Radford	79 72									
331	A	Austin Peay	80 81	3	A	Bayl or	58 96									
253	A	Murray St.	83 61	345	H	Evansville	85 63									
328	H	Lipscomb	79 44	29	A	Kentucky	57 87									
343	H	Chicago St.	104 68	281	H	St. Francis Brooklyn	94 101									

Non-Div I Games: Alice Lloyd 121 56 Ky. Christian 119 28

Morehead St.

Loss, Non-Conf, S Site, H Home A Away N Neutral

Average RPI Win: 312  
Average RPI Loss: 167

WON-LOST  
RECORD

WINNING  
PCT. RANK

LAST 10  
GAMES

STRENGTH OF  
SCHEDULE

OPP. STRENGTH  
OF SCHEDULE

TEAM  
RPI

ADJ.  
RPI

CONF.  
RPI

ADJ CONF.  
RPI

DIV. I ONLY	3- 13	309	3-7	224	302	321	321	32	32
DIV. I NON-CONF.	1- 11	335	0- 1	167	204	324	324	32	32
<hr/>									
TOTALS	RPI 1-25	RPI 26-50	W-L RECORDS	RPI 51-100	RPI 101-150	RPI 150+			
3- 13	0- 1	0- 0	OVERALL	0- 4	0- 2	3- 6			
3- 3	0- 0	0- 0	HOME	0- 0	0- 0	3- 3			
0- 7	0- 0	0- 0	AWAY	0- 3	0- 2	0- 2			
0- 3	0- 1	0- 0	NEUTRAL	0- 1	0- 0	0- 1			
1- 11	0- 1	0- 0	NON-CONFERENCE	0- 4	0- 2	1- 4			
1- 2	0- 0	0- 0	HOME	0- 0	0- 0	1- 2			
0- 6	0- 0	0- 0	AWAY	0- 3	0- 2	0- 1			
0- 3	0- 1	0- 0	NEUTRAL	0- 1	0- 0	0- 1			
2- 2	0- 0	0- 0	CONFERENCE	0- 0	0- 0	2- 2			
2- 1	0- 0	0- 0	HOME	0- 0	0- 0	2- 1			
0- 1	0- 0	0- 0	AWAY	0- 0	0- 0	0- 1			
0- 0	0- 0	0- 0	NEUTRAL	0- 0	0- 0	0- 0			

RPI 1-25				RPI 26-50				RPI 51-100				RPI 101+ Team's RPI: 321			
RPI	S	Opponent	Score	RPI	S	Opponent	Score	RPI	S	Opponent	Score	RPI	S	Opponent	Score
20	N	Maryland	44 68					66	A	Michigan	47 70	104	A	Western Ky.	43 90
								72	A	SFA	42 69	108	A	West Virginia	37 72
								89	N	Georgia	33 60	220	A	Howard	56 79
								95	A	Hartford	59 80	224	N	Niagara	57 67
												252	H	UMES	68 73
												289	H	UMass Lowell	61 49
												302	H	Central Conn. St.	36 60
												303	H	UMBC	68 73
												309	H	South Carolina St.	62 51
												314	A	FIU	50 59
												339	H	Savannah St.	63 47
<hr/>															
LAST 12 Division I GAMES:															
224	N	Niagara	57 67	289	H	UMass Lowell	61 49	303	H	UMBC	68 73	108	A	West Virginia	37 72
220	A	Howard	56 79	302	H	Central Conn. St.	36 60	66	A	Michigan	47 70	314	A	FIU	50 59
309	H	South Carolina St.	62 51	104	A	Western Ky.	43 90								
339	H	Savannah St.	63 47												
252	H	UMES	68 73												
302	H	Central Conn. St.	36 60												

Non-Div I Games: Washington Adventist 60 43 Lincoln (PA) 46 51

Morgan St.

Loss, Non-Conf, S Site, H Home A Away N Neutral

Average RPI Win:	228	WON-LOST	WINNING	LAST 10	STRENGTH OF	OPP. STRENGTH	TEAM	ADJ.	CONF.	ADJ CONF.
Average RPI Loss:	188	RECORD	PCT. RANK	GAMES	SCHEDULE	OF SCHEDULE	RPI	RPI	RPI	RPI
DIV. I ONLY	6- 8	210	5-5	274	275	234	234	31	31	
DIV. I NON-CONF.	5- 5	162	0- 0	189	267	164	164	31	31	
-----										
TOTALS	RPI 1-25	RPI 26-50	W-L RECORDS	RPI 51-100	RPI 101-150	RPI 150+				
6- 8	0- 0	0- 0	OVERALL	1- 2	1- 1	4- 5				
3- 2	0- 0	0- 0	HOME	1- 0	1- 0	1- 2				
3- 6	0- 0	0- 0	AWAY	0- 2	0- 1	3- 3				
0- 0	0- 0	0- 0	NEUTRAL	0- 0	0- 0	0- 0				
5- 5	0- 0	0- 0	NON-CONFERENCE	1- 2	1- 1	3- 2				
2- 1	0- 0	0- 0	HOME	1- 0	1- 0	0- 1				
3- 4	0- 0	0- 0	AWAY	0- 2	0- 1	3- 1				
0- 0	0- 0	0- 0	NEUTRAL	0- 0	0- 0	0- 0				
1- 3	0- 0	0- 0	CONFERENCE	0- 0	0- 0	1- 3				
1- 1	0- 0	0- 0	HOME	0- 0	0- 0	1- 1				
0- 2	0- 0	0- 0	AWAY	0- 0	0- 0	0- 2				
0- 0	0- 0	0- 0	NEUTRAL	0- 0	0- 0	0- 0				

RPI 1-25				RPI 26-50				RPI 51-100				RPI 101+ Team's RPI: 234			
RPI	S	Opponent	Score	RPI	S	Opponent	Score	RPI	S	Opponent	Score	RPI	S	Opponent	Score
								66	A	Michigan	40 88	135	A	Duquesne	64 73
								78	A	Virginia Tech	51 83	149	H	Radford	89 77
								91	H	Towson	87 78	204	A	Rider	67 85
												210	A	Gardner-Webb	69 62
												223	A	Saint Francis (PA)	66 68
												252	H	UMES	73 86
												263	A	Robert Morris	58 70
												280	H	Bryant	68 73
												302	H	Central Conn. St.	84 53
												303	A	UMBC	65 52
												310	A	Loyola Maryland	77 67
LAST 12 Division I GAMES:															
				302	H	Central Conn. St.	84 53	252	H	UMES	73 86				
				280	H	Bryant	68 73	78	A	Virginia Tech	51 83				
				223	A	Saint Francis (PA)	66 68	303	A	UMBC	65 52				
				263	A	Robert Morris	58 70	210	A	Gardner-Webb	69 62				
				149	H	Radford	89 77	310	A	Loyola Maryland	77 67				
				204	A	Rider	67 85	91	H	Towson	87 78				

Non-Div I Games: Washington Col. 74 50

Mt. St. Mary's

Average RPI Win:	302	WON-LOST	WINNING	LAST 10	STRENGTH OF	OPP. STRENGTH	TEAM	ADJ.	CONF.	ADJ CONF.
Average RPI Loss:	119	RECORD	PCT. RANK	GAMES	SCHEDULE	OF SCHEDULE	RPI	RPI	RPI	RPI
DIV. I ONLY	4- 9	264	3-7	170	210	253	253	21	21	
DIV. I NON-CONF.	2- 7	288	0- 0	117	185	268	268	20	20	
-----										
TOTALS	RPI 1-25	RPI 26-50	W-L RECORDS	RPI 51-100	RPI 101-150	RPI 150+				
4- 9	0- 1	0- 2	OVERALL	0- 0	0- 3	4- 3				
3- 3	0- 0	0- 0	HOME	0- 0	0- 0	3- 3				
1- 6	0- 1	0- 2	AWAY	0- 0	0- 3	1- 0				
0- 0	0- 0	0- 0	NEUTRAL	0- 0	0- 0	0- 0				
2- 7	0- 1	0- 2	NON-CONFERENCE	0- 0	0- 2	2- 2				
2- 2	0- 0	0- 0	HOME	0- 0	0- 0	2- 2				
0- 5	0- 1	0- 2	AWAY	0- 0	0- 2	0- 0				
0- 0	0- 0	0- 0	NEUTRAL	0- 0	0- 0	0- 0				
2- 2	0- 0	0- 0	CONFERENCE	0- 0	0- 1	2- 1				
1- 1	0- 0	0- 0	HOME	0- 0	0- 0	1- 1				
1- 1	0- 0	0- 0	AWAY	0- 0	0- 1	1- 0				
0- 0	0- 0	0- 0	NEUTRAL	0- 0	0- 0	0- 0				

RPI 1-25				RPI 26-50				RPI 51-100				RPI 101+ Team's RPI: 253			
RPI	S	Opponent	Score	RPI	S	Opponent	Score	RPI	S	Opponent	Score	RPI	S	Opponent	Score
16	A	Butler	65 86	29	A	Kentucky	49 88					121	A	UT Martin	67 75
				30	A	Tennessee	77 98					123	A	Arkansas St.	63 74
												147	A	Illinois	52 84
												166	H	Southern Ill.	59 65
												181	H	Morehead St.	61 83
												217	A	Southeast Mo. St.	64 59
												256	H	Alabama A&M	53 59
												318	H	Eastern Ky.	81 63
												328	H	Lipscomb	97 61
												345	H	Evansville	81 53
LAST 12 Division I GAMES:															
217	A	Southeast Mo. St.	64 59	29	A	Kentucky	49 88	166	H	Southern Ill.	59 65				
121	A	UT Martin	67 75					147	A	Illinois	52 84				
318	H	Eastern Ky.	81 63					256	H	Alabama A&M	53 59				
181	H	Morehead St.	61 83					123	A	Arkansas St.	63 74				
30	A	Tennessee	77 98					328	H	Lipscomb	97 61				
16	A	Butler	65 86												

Non-Div I Games: Oakland City 113 55 Bethel (TN) 86 50

Murray St.

Loss, 
Non-Conf, S Site, 
H Home
A Away 
N Neutral

Average RPI Win: 301  
Average RPI Loss: 162

WON-LOST  
RECORD

WINNING  
PCT. RANK

LAST 10  
GAMES

STRENGTH OF  
SCHEDULE

OPP. STRENGTH  
OF SCHEDULE

TEAM  
RPI

ADJ.  
RPI

CONF.  
RPI

ADJ CONF.  
RPI

DIV. I ONLY	5- 9	243	5-5	302	264	264	264	32	32
DIV. I NON-CONF.	2- 9	297	0- 1	268	195	300	300	32	32
-----									
TOTALS	RPI 1-25	RPI 26-50	W-L RECORDS	RPI 51-100	RPI 101-150	RPI 150+			
5- 9	0- 0	0- 0	OVERALL	0- 1	0- 3	5- 5			
0- 3	0- 0	0- 0	HOME	0- 0	0- 1	0- 2			
5- 4	0- 0	0- 0	AWAY	0- 0	0- 1	5- 3			
0- 2	0- 0	0- 0	NEUTRAL	0- 1	0- 1	0- 0			
2- 9	0- 0	0- 0	NON-CONFERENCE	0- 1	0- 3	2- 5			
0- 3	0- 0	0- 0	HOME	0- 0	0- 1	0- 2			
2- 4	0- 0	0- 0	AWAY	0- 0	0- 1	2- 3			
0- 2	0- 0	0- 0	NEUTRAL	0- 1	0- 1	0- 0			
3- 0	0- 0	0- 0	CONFERENCE	0- 0	0- 0	3- 0			
0- 0	0- 0	0- 0	HOME	0- 0	0- 0	0- 0			
3- 0	0- 0	0- 0	AWAY	0- 0	0- 0	3- 0			
0- 0	0- 0	0- 0	NEUTRAL	0- 0	0- 0	0- 0			

RPI 1-25				RPI 26-50				RPI 51-100				RPI 101+				Team's RPI: 264
RPI	S	Opponent	Score	RPI	S	Opponent	Score	RPI	S	Opponent	Score	RPI	S	Opponent	Score	
								93	N	Maine	52 58	109	N	Yale	49 59	
												116	A	Virginia	57 67	
												140	H	VCU	48 54	
												177	H	Akron	36 49	
												181	H	Morehead St.	67 72	
												187	A	Elon	64 73	
												196	A	Navy	49 72	
												252	A	UMES	51 49	
												257	A	ETSU	56 61	
												283	A	Fla. Atlantic	67 65	
												309	A	South Carolina St.	58 44	
												316	A	Western Caro.	69 51	
												346	A	Delaware St.	67 47	
LAST 12 Division I GAMES:																
109	N	Yale	49 59	140	H	VCU	48 54									
252	A	UMES	51 49	187	A	Elon	64 73									
346	A	Delaware St.	67 47	257	A	ETSU	56 61									
309	A	South Carolina St.	58 44	316	A	Western Caro.	69 51									
283	A	Fla. Atlantic	67 65	196	A	Navy	49 72									
116	A	Virginia	57 67	93	N	Maine	52 58									

Non-Div I Games: Winston-Salem 60 56 Johnson C. Smith 50 53

N. C. A&T

Average RPI Win:	286	WON-LOST	WINNING	LAST 10	STRENGTH OF	OPP. STRENGTH	TEAM	ADJ.	CONF.	ADJ CONF.
Average RPI Loss:	224	RECORD	PCT. RANK	GAMES	SCHEDULE	OF SCHEDULE	RPI	RPI	RPI	RPI
DIV. I ONLY	2- 13	328	3-7	331	330	348	348	32	32	
DIV. I NON-CONF.	2- 10	311	0- 0	298	310	342	342	32	32	
-----										
TOTALS	RPI 1-25	RPI 26-50	W-L RECORDS	RPI 51-100	RPI 101-150	RPI 150+				
2- 13	0- 1	0- 0	OVERALL	0- 0	0- 0	2- 12				
2- 5	0- 0	0- 0	HOME	0- 0	0- 0	2- 5				
0- 7	0- 1	0- 0	AWAY	0- 0	0- 0	0- 6				
0- 1	0- 0	0- 0	NEUTRAL	0- 0	0- 0	0- 1				
2- 10	0- 1	0- 0	NON-CONFERENCE	0- 0	0- 0	2- 9				
2- 4	0- 0	0- 0	HOME	0- 0	0- 0	2- 4				
0- 5	0- 1	0- 0	AWAY	0- 0	0- 0	0- 4				
0- 1	0- 0	0- 0	NEUTRAL	0- 0	0- 0	0- 1				
0- 3	0- 0	0- 0	CONFERENCE	0- 0	0- 0	0- 3				
0- 1	0- 0	0- 0	HOME	0- 0	0- 0	0- 1				
0- 2	0- 0	0- 0	AWAY	0- 0	0- 0	0- 2				
0- 0	0- 0	0- 0	NEUTRAL	0- 0	0- 0	0- 0				

RPI 1-25				RPI 26-50				RPI 51-100				RPI 101+ Team's RPI: 348			
RPI	S	Opponent	Score	RPI	S	Opponent	Score	RPI	S	Opponent	Score	RPI	S	Opponent	Score
13	A	Iowa	39 106									154	A	High Point	69 80
												156	H	UNCW	82 89
												185	A	Georgia St.	54 65
												187	H	Elon	54 83
												208	H	Coastal Caro.	66 89
												248	H	Wofford	66 59
												249	H	Bethune-Cookman	50 67
												252	A	UMES	49 59
												268	A	Memphis	56 77
												276	A	Winthrop	41 66
												296	N	Kennesaw St.	54 78
												323	H	UNC Greensboro	66 57
												327	H	USC Upstate	63 82
												346	A	Delaware St.	61 71
LAST 12 Division I GAMES:															
346	A	Delaware St.	61 71	185	A	Georgia St.	54 65								
252	A	UMES	49 59	248	H	Wofford	66 59								
249	H	Bethune-Cookman	50 67	323	H	UNC Greensboro	66 57								
268	A	Memphis	56 77	208	H	Coastal Caro.	66 89								
296	N	Kennesaw St.	54 78	327	H	USC Upstate	63 82								
13	A	Iowa	39 106	156	H	UNCW	82 89								

Non-Div I Games: Johnson &amp; Wales (NC) 43 Wilberforce 55 49

N. C. Central

N  
C  
S  
t  
a  
t  
e

NC State					Through Games Of Jan. 16, 2019										
Average RPI	Win:	105	WON-LOST	WINNING	LAST 10	STRENGTH OF	OPP. STRENGTH	TEAM	ADJ.	CONF.	ADJ CONF.				
Average RPI	Loss:	0	RECORD	PCT. RANK	GAMES	SCHEDULE	OF SCHEDULE	RPI	RPI	RPI	RPI				
DIV. I ONLY		17- 0		1	10-0	46	12	8	8	1	1				
DIV. I NON-CONF.		13- 0		1	0- 0	51	31	8	8	1	1				
-----															
TOTALS		RPI 1-25		RPI 26-50		W-L RECORDS		RPI 51-100		RPI 101-150					
										RPI 150+					
17- 0		0- 0		2- 0		OVERALL		8- 0		4- 0					
11- 0		0- 0		1- 0		HOME		6- 0		2- 0					
4- 0		0- 0		0- 0		AWAY		2- 0		0- 0					
2- 0		0- 0		1- 0		NEUTRAL		0- 0		1- 0					
13- 0		0- 0		1- 0		NON-CONFERENCE		6- 0		3- 0					
9- 0		0- 0		0- 0		HOME		5- 0		2- 0					
2- 0		0- 0		0- 0		AWAY		1- 0		0- 0					
2- 0		0- 0		1- 0		NEUTRAL		0- 0		1- 0					
4- 0		0- 0		1- 0		CONFERENCE		2- 0		1- 0					
2- 0		0- 0		1- 0		HOME		1- 0		0- 0					
2- 0		0- 0		0- 0		AWAY		1- 0		0- 0					
0- 0		0- 0		0- 0		NEUTRAL		0- 0		0- 0					
-----															
RPI 1-25		Team's RPI: 8		RPI 26-50				RPI 51-100				RPI 101+			
RPI	S	Opponent	Score	RPI	S	Opponent	Score	RPI	S	Opponent	Score	RPI	S	Opponent	Score
				31	N	Michigan St.	78 74	61	H	Belmont	77 62	116	A	Virginia	66 38
				39	H	Duke	63 51	62	H	Kent St.	78 61	130	H	Davidson	75 45
								66	H	Michigan	66 55	134	A	Chattanooga	78 58
								76	H	Old Dominion	85 56	149	H	Radford	75 58
								79	A	Boston College	85 69	174	H	Vanderbilt	74 54
								80	H	Pittsburgh	63 34	182	N	George Washington	69 61
								92	A	Georgetown	76 65	216	H	Hampton	83 51
								93	H	Maine	84 46				
-----															
LAST 12 Division I GAMES:															
				116	A	Virginia	66 38	134	A	Chattanooga	78 58				
				80	H	Pittsburgh	63 34	93	H	Maine	84 46				
				79	A	Boston College	85 69	92	A	Georgetown	76 65				
				39	H	Duke	63 51	216	H	Hampton	83 51				
				130	H	Davidson	75 45	76	H	Old Dominion	85 56				
				182	N	George Washington	69 61	66	H	Michigan	66 55				

N  
C  
S  
t  
a  
t  
e

Non-Div I Games:

NC State



Average RPI Win:	306	WON-LOST	WINNING	LAST 10	STRENGTH OF	OPP. STRENGTH	TEAM	ADJ.	CONF.	ADJ CONF.
Average RPI Loss:	190	RECORD	PCT. RANK	GAMES	SCHEDULE	OF SCHEDULE	RPI	RPI	RPI	RPI
DIV. I ONLY	5- 11	260	4-6	293	332	305	305	25	25	
DIV. I NON-CONF.	3- 10	278	0- 0	289	331	321	321	27	27	
-----										
TOTALS	RPI 1-25	RPI 26-50	W-L RECORDS	RPI 51-100	RPI 101-150	RPI 150+				
5- 11	0- 0	0- 0	OVERALL	0- 3	0- 1	5- 7				
3- 4	0- 0	0- 0	HOME	0- 2	0- 0	3- 2				
2- 7	0- 0	0- 0	AWAY	0- 1	0- 1	2- 5				
0- 0	0- 0	0- 0	NEUTRAL	0- 0	0- 0	0- 0				
3- 10	0- 0	0- 0	NON-CONFERENCE	0- 3	0- 1	3- 6				
1- 4	0- 0	0- 0	HOME	0- 2	0- 0	1- 2				
2- 6	0- 0	0- 0	AWAY	0- 1	0- 1	2- 4				
0- 0	0- 0	0- 0	NEUTRAL	0- 0	0- 0	0- 0				
2- 1	0- 0	0- 0	CONFERENCE	0- 0	0- 0	2- 1				
2- 0	0- 0	0- 0	HOME	0- 0	0- 0	2- 0				
0- 1	0- 0	0- 0	AWAY	0- 0	0- 0	0- 1				
0- 0	0- 0	0- 0	NEUTRAL	0- 0	0- 0	0- 0				

RPI 1-25				RPI 26-50				RPI 51-100				RPI 101+ Team's RPI: 305			
RPI	S	Opponent	Score	RPI	S	Opponent	Score	RPI	S	Opponent	Score	RPI	S	Opponent	Score
								62	H	Kent St.	40 57	108	A	West Virginia	50 95
								85	A	Penn	42 85	155	A	North Ala.	60 72
								95	H	Hartford	53 84	204	A	Rider	46 67
												217	H	Southeast Mo. St.	58 68
												220	A	Howard	57 77
												240	A	Colgate	71 53
												295	H	Vermont	63 71
												296	H	Kennesaw St.	66 60
												300	A	Saint Peter's	57 70
												316	H	Western Caro.	79 71
												328	H	Lipscomb	80 67
												349	A	Fairleigh Dickinson	43 64
												350	A	LIU Brooklyn	72 51
LAST 12 Division I GAMES:															
328	H	Lipscomb	80 67	240	A	Colgate	71 53								
155	A	North Ala.	60 72	350	A	LIU Brooklyn	72 51								
296	H	Kennesaw St.	66 60	295	H	Vermont	63 71								
95	H	Hartford	53 84	204	A	Rider	46 67								
62	H	Kent St.	40 57	217	H	Southeast Mo. St.	58 68								
349	A	Fairleigh Dickinson	43 64	316	H	Western Caro.	79 71								

Non-Div I Games:

NJIT

Average RPI Win:	254	WON-LOST	WINNING	LAST 10	STRENGTH OF	OPP. STRENGTH	TEAM	ADJ.	CONF.	ADJ CONF.
Average RPI Loss:	159	RECORD	PCT. RANK	GAMES	SCHEDULE	OF SCHEDULE	RPI	RPI	RPI	RPI
DIV. I ONLY	7- 7	171	6-4	222	289	196	196	20	20	
DIV. I NON-CONF.	4- 5	190	0- 0	214	302	216	216	23	23	
-----										
TOTALS	RPI 1-25	RPI 26-50	W-L RECORDS	RPI 51-100	RPI 101-150	RPI 150+				
7- 7	0- 0	0- 0	OVERALL	0- 1	0- 3	7- 3				
3- 4	0- 0	0- 0	HOME	0- 1	0- 2	3- 1				
4- 3	0- 0	0- 0	AWAY	0- 0	0- 1	4- 2				
0- 0	0- 0	0- 0	NEUTRAL	0- 0	0- 0	0- 0				
4- 5	0- 0	0- 0	NON-CONFERENCE	0- 1	0- 2	4- 2				
2- 2	0- 0	0- 0	HOME	0- 1	0- 1	2- 0				
2- 3	0- 0	0- 0	AWAY	0- 0	0- 1	2- 2				
0- 0	0- 0	0- 0	NEUTRAL	0- 0	0- 0	0- 0				
3- 2	0- 0	0- 0	CONFERENCE	0- 0	0- 1	3- 1				
1- 2	0- 0	0- 0	HOME	0- 0	0- 1	1- 1				
2- 0	0- 0	0- 0	AWAY	0- 0	0- 0	2- 0				
0- 0	0- 0	0- 0	NEUTRAL	0- 0	0- 0	0- 0				

RPI 1-25				RPI 26-50				RPI 51-100				RPI 101+				Team's RPI: 196	
RPI	S	Opponent	Score	RPI	S	Opponent	Score	RPI	S	Opponent	Score	RPI	S	Opponent	Score		
								85	H	Penn	61	65	115	H	Lehi gh	38	56
												120	H	Mari st	48	72	
												122	A	Col orado	43	59	
												151	H	Ameri can	45	58	
												204	A	Ri der	66	60	
												225	A	Air Force	54	47	
												239	A	Monmouth	67	68	
												240	A	Col gate	62	49	
												250	H	Hol y Cross	54	47	
												264	H	N. C. A&T	72	49	
												278	A	Norfol k St.	58	65	
												282	H	Sai nt Joseph' s	49	48	
												310	A	Loyol a Maryl and	58	46	
LAST 12 Division I GAMES:																	
250	H	Hol y Cross	54	47	282	H	Sai nt Joseph' s	49	48								
240	A	Col gate	62	49	239	A	Monmouth	67	68								
151	H	Ameri can	45	58	122	A	Col orado	43	59								
115	H	Lehi gh	38	56	225	A	Air Force	54	47								
310	A	Loyol a Maryl and	58	46	204	A	Ri der	66	60								
85	H	Penn	61	65	264	H	N. C. A&T	72	49								

Non-Div I Games: Catholic 81 36

Navy

Average RPI Win:	168	WON-LOST	WINNING	LAST 10	STRENGTH OF	OPP. STRENGTH	TEAM	ADJ.	CONF.	ADJ CONF.
Average RPI Loss:	38	RECORD	PCT. RANK	GAMES	SCHEDULE	OF SCHEDULE	RPI	RPI	RPI	RPI
DIV. I ONLY	7- 9	203	5-5	25	16	96	96	4	4	
DIV. I NON-CONF.	5- 6	177	0- 0	68	32	120	120	5	5	
-----										
TOTALS	RPI 1-25	RPI 26-50	W-L RECORDS	RPI 51-100	RPI 101-150	RPI 150+				
7- 9	0- 5	0- 1	OVERALL	2- 3	2- 0	3- 0				
5- 3	0- 3	0- 0	HOME	2- 0	0- 0	3- 0				
1- 6	0- 2	0- 1	AWAY	0- 3	1- 0	0- 0				
1- 0	0- 0	0- 0	NEUTRAL	0- 0	1- 0	0- 0				
5- 6	0- 2	0- 1	NON-CONFERENCE	1- 3	1- 0	3- 0				
4- 1	0- 1	0- 0	HOME	1- 0	0- 0	3- 0				
0- 5	0- 1	0- 1	AWAY	0- 3	0- 0	0- 0				
1- 0	0- 0	0- 0	NEUTRAL	0- 0	1- 0	0- 0				
2- 3	0- 3	0- 0	CONFERENCE	1- 0	1- 0	0- 0				
1- 2	0- 2	0- 0	HOME	1- 0	0- 0	0- 0				
1- 1	0- 1	0- 0	AWAY	0- 0	1- 0	0- 0				
0- 0	0- 0	0- 0	NEUTRAL	0- 0	0- 0	0- 0				

RPI 1-25				RPI 26-50				RPI 51-100				Team's RPI : 96				RPI 101+			
RPI	S	Opponent	Score	RPI	S	Opponent	Score	RPI	S	Opponent	Score	RPI	S	Opponent	Score	RPI	S	Opponent	Score
6	A	Louisville	68 85	48	A	Miami (FL)	68 82	55	H	Kansas	58 52	112	A	Ohio St.	78 69				
13	A	Iowa	71 77					57	A	Arkansas	80 84	149	N	Radford	77 39				
14	H	Drake	77 83					66	H	Michigan	70 56	161	H	Denver	96 71				
17	H	Rutgers	56 62					68	A	Creighton	65 74	308	H	San Jose St.	96 63				
20	H	Maryland	63 81					98	A	Washington St.	84 87	327	H	USC Upstate	87 64				
LAST 12 Division I GAMES:																			
17	H	Rutgers	56 62	57	A	Arkansas	80 84												
20	H	Maryland	63 81	161	H	Denver	96 71												
13	A	Iowa	71 77	308	H	San Jose St.	96 63												
112	A	Ohio St.	78 69	55	H	Kansas	58 52												
66	H	Michigan	70 56	68	A	Creighton	65 74												
149	N	Radford	77 39	6	A	Louisville	68 85												

Non-Div I Games:

Nebraska

Average RPI Win:	280	WON-LOST	WINNING	LAST 10	STRENGTH OF	OPP. STRENGTH	TEAM	ADJ.	CONF.	ADJ CONF.
Average RPI Loss:	104	RECORD	PCT. RANK	GAMES	SCHEDULE	OF SCHEDULE	RPI	RPI	RPI	RPI
DIV. I ONLY	4- 11	284	4-6	123	176	245	245	12	12	
DIV. I NON-CONF.	3- 7	256	0- 1	163	140	264	264	10	10	
-----										
TOTALS	RPI 1-25	RPI 26-50	W-L RECORDS	RPI 51-100	RPI 101-150	RPI 150+				
4- 11	0- 0	0- 1	OVERALL	0- 4	0- 4	4- 2				
2- 7	0- 0	0- 1	HOME	0- 4	0- 2	2- 0				
2- 2	0- 0	0- 0	AWAY	0- 0	0- 0	2- 2				
0- 2	0- 0	0- 0	NEUTRAL	0- 0	0- 2	0- 0				
3- 7	0- 0	0- 1	NON-CONFERENCE	0- 1	0- 4	3- 1				
2- 4	0- 0	0- 1	HOME	0- 1	0- 2	2- 0				
1- 1	0- 0	0- 0	AWAY	0- 0	0- 0	1- 1				
0- 2	0- 0	0- 0	NEUTRAL	0- 0	0- 2	0- 0				
1- 4	0- 0	0- 0	CONFERENCE	0- 3	0- 0	1- 1				
0- 3	0- 0	0- 0	HOME	0- 3	0- 0	0- 0				
1- 1	0- 0	0- 0	AWAY	0- 0	0- 0	1- 1				
0- 0	0- 0	0- 0	NEUTRAL	0- 0	0- 0	0- 0				

RPI	S	Opponent	Score	RPI	S	Opponent	Score	RPI	S	Opponent	Score	RPI	S	Opponent	Score	Team's RPI: 245
44	H	Utah	52 74	54	H	New Mexico	64 66	105	N	Northern Ill.	69 98	122	H	Colorado	52 65	
				58	H	Southern California	51 72	137	N	UC Davis	68 84	138	H	Texas Tech	67 86	
				64	H	Boise St.	74 75	159	A	Santa Clara	48 56	160	A	Utah St.	76 79	
				99	H	Fresno St.	63 79	212	A	Long Beach St.	76 67	262	H	Hawaii	79 78	
								308	A	San Jose St.	52 49	336	H	Seattle U	67 54	
-----																
LAST 12 Division I GAMES:																
105	N	Northern Ill.	69 98	160	A	Utah St.	76 79									
64	H	Boise St.	74 75	262	H	Hawaii	79 78									
99	H	Fresno St.	63 79	336	H	Seattle U	67 54									
308	A	San Jose St.	52 49	138	H	Texas Tech	67 86									
54	H	New Mexico	64 66	137	N	UC Davis	68 84									
122	H	Colorado	52 65	58	H	Southern California	51 72									

Non-Div I Games: Stanislaus St. 75 52

Nevada

Average RPI Win:	273	WON-LOST	WINNING	LAST 10	STRENGTH OF	OPP. STRENGTH	TEAM	ADJ.	CONF.	ADJ CONF.
Average RPI Loss:	187	RECORD	PCT. RANK	GAMES	SCHEDULE	OF SCHEDULE	RPI	RPI	RPI	RPI
DIV. I ONLY	3- 14	314	3-7	225	297	315	315	23	23	
DIV. I NON-CONF.	2- 10	311	0- 0	216	308	327	327	24	24	
<hr/>										
TOTALS	RPI 1-25	RPI 26-50	W-L RECORDS	RPI 51-100	RPI 101-150	RPI 150+				
3- 14	0- 0	0- 1	OVERALL	0- 2	0- 3	3- 8				
2- 5	0- 0	0- 0	HOME	0- 1	0- 1	2- 3				
1- 9	0- 0	0- 1	AWAY	0- 1	0- 2	1- 5				
0- 0	0- 0	0- 0	NEUTRAL	0- 0	0- 0	0- 0				
2- 10	0- 0	0- 1	NON-CONFERENCE	0- 1	0- 2	2- 6				
2- 3	0- 0	0- 0	HOME	0- 1	0- 0	2- 2				
0- 7	0- 0	0- 1	AWAY	0- 0	0- 2	0- 4				
0- 0	0- 0	0- 0	NEUTRAL	0- 0	0- 0	0- 0				
1- 4	0- 0	0- 0	CONFERENCE	0- 1	0- 1	1- 2				
0- 2	0- 0	0- 0	HOME	0- 0	0- 1	0- 1				
1- 2	0- 0	0- 0	AWAY	0- 1	0- 0	1- 1				
0- 0	0- 0	0- 0	NEUTRAL	0- 0	0- 0	0- 0				

RPI 1-25				RPI 26-50				RPI 51-100				RPI 101+ Team's RPI: 315			
RPI	S	Opponent	Score	RPI	S	Opponent	Score	RPI	S	Opponent	Score	RPI	S	Opponent	Score
				36	A	Northeastern	54 69	87	H	Princeton	42 90	102	A	Minnesota	47 70
								93	A	Maine	46 67	133	H	Stony Brook	63 82
												141	A	South Fla.	36 79
												162	A	Boston U.	39 60
												221	H	Dartmouth	42 62
												237	H	Binghamton	62 71
												244	H	Sacred Heart	60 71
												246	A	Brown	70 76
												250	H	Holy Cross	74 62
												280	H	Bryant	79 74
												289	A	UMass Lowell	56 53
												295	A	Vermont	60 69
												302	A	Central Conn. St.	47 56
												320	A	North Dakota St.	51 56
<hr/>															
LAST 12 Division I GAMES:															
				295	A	Vermont	60 69	87	H	Princeton	42 90				
				133	H	Stony Brook	63 82	221	H	Dartmouth	42 62				
				289	A	UMass Lowell	56 53	302	A	Central Conn. St.	47 56				
				237	H	Binghamton	62 71	250	H	Holy Cross	74 62				
				93	A	Maine	46 67	141	A	South Fla.	36 79				
				280	H	Bryant	79 74	162	A	Boston U.	39 60				

Non-Div I Games: U New England 68 44

New Hampshire

Average RPI Win:	182	WON-LOST	WINNING	LAST 10	STRENGTH OF	OPP. STRENGTH	TEAM	ADJ.	CONF.	ADJ CONF.
Average RPI Loss:	142	RECORD	PCT. RANK	GAMES	SCHEDULE	OF SCHEDULE	RPI	RPI	RPI	RPI
DIV. I ONLY	14- 2	15	9-1	215	78	54	54	12	12	
DIV. I NON-CONF.	10- 1	19	1- 0	114	99	29	29	10	10	
-----										
TOTALS	RPI 1-25	RPI 26-50	W-L RECORDS	RPI 51-100	RPI 101-150	RPI 150+				
14- 2	0- 0	0- 0	OVERALL	2- 1	3- 0	9- 1				
10- 1	0- 0	0- 0	HOME	2- 1	2- 0	6- 0				
4- 1	0- 0	0- 0	AWAY	0- 0	1- 0	3- 1				
0- 0	0- 0	0- 0	NEUTRAL	0- 0	0- 0	0- 0				
10- 1	0- 0	0- 0	NON-CONFERENCE	2- 1	3- 0	5- 0				
7- 1	0- 0	0- 0	HOME	2- 1	2- 0	3- 0				
3- 0	0- 0	0- 0	AWAY	0- 0	1- 0	2- 0				
0- 0	0- 0	0- 0	NEUTRAL	0- 0	0- 0	0- 0				
4- 1	0- 0	0- 0	CONFERENCE	0- 0	0- 0	4- 1				
3- 0	0- 0	0- 0	HOME	0- 0	0- 0	3- 0				
1- 1	0- 0	0- 0	AWAY	0- 0	0- 0	1- 1				
0- 0	0- 0	0- 0	NEUTRAL	0- 0	0- 0	0- 0				

RPI 1-25				RPI 26-50				RPI 51-100				RPI 101+			
RPI	S	Opponent	Score	RPI	S	Opponent	Score	RPI	S	Opponent	Score	RPI	S	Opponent	Score
								51	H	Auburn	76 79	118	A	Houston	89 84
								72	H	SFA	74 33	146	H	Texas St.	82 51
								95	H	Hartford	72 65	150	H	Oklahoma	84 80
												173	H	Colorado St.	70 58
												183	A	New Mexico St.	75 50
												183	H	New Mexico St.	83 58
												197	H	San Diego St.	70 62
												225	H	Air Force	78 57
												232	A	UNLV	57 66
												241	A	Northern Ariz.	84 55
												243	H	Sacramento St.	85 53
												245	A	Nevada	66 64
												274	H	UTEP	69 51
LAST 12 Division I GAMES:															
								72	H	SFA	74 33	232	A	UNLV	57 66
								95	H	Hartford	72 65	245	A	Nevada	66 64
								51	H	Auburn	76 79	225	H	Air Force	78 57
								197	H	San Diego St.	70 62	243	H	Sacramento St.	85 53
								173	H	Colorado St.	70 58	183	A	New Mexico St.	75 50
								274	H	UTEP	69 51	241	A	Northern Ariz.	84 55

Non-Div I Games:

New Mexico

Average RPI Win:	282	WON-LOST	WINNING	LAST 10	STRENGTH OF	OPP. STRENGTH	TEAM	ADJ.	CONF.	ADJ CONF.
Average RPI Loss:	165	RECORD	PCT. RANK	GAMES	SCHEDULE	OF SCHEDULE	RPI	RPI	RPI	RPI
DIV. I ONLY	8- 6	126	6-4	245	349	183	183	30	30	
DIV. I NON-CONF.	6- 5	143	1- 0	171	344	172	172	30	30	
-----										
TOTALS	RPI 1-25	RPI 26-50	W-L RECORDS	RPI 51-100	RPI 101-150	RPI 150+				
8- 6	0- 0	0- 0	OVERALL	0- 2	0- 0	8- 4				
2- 2	0- 0	0- 0	HOME	0- 1	0- 0	2- 1				
5- 3	0- 0	0- 0	AWAY	0- 1	0- 0	5- 2				
1- 1	0- 0	0- 0	NEUTRAL	0- 0	0- 0	1- 1				
6- 5	0- 0	0- 0	NON-CONFERENCE	0- 2	0- 0	6- 3				
1- 2	0- 0	0- 0	HOME	0- 1	0- 0	1- 1				
4- 2	0- 0	0- 0	AWAY	0- 1	0- 0	4- 1				
1- 1	0- 0	0- 0	NEUTRAL	0- 0	0- 0	1- 1				
2- 1	0- 0	0- 0	CONFERENCE	0- 0	0- 0	2- 1				
1- 0	0- 0	0- 0	HOME	0- 0	0- 0	1- 0				
1- 1	0- 0	0- 0	AWAY	0- 0	0- 0	1- 1				
0- 0	0- 0	0- 0	NEUTRAL	0- 0	0- 0	0- 0				

RPI 1-25				RPI 26-50				RPI 51-100				RPI 101+				Team's RPI: 183			
RPI	S	Opponent	Score	RPI	S	Opponent	Score	RPI	S	Opponent	Score	RPI	S	Opponent	Score				
								54	A	New Mexico	58	83	161	H	Denver	66	64		
								54	H	New Mexico	50	75	170	H	Abilene Christian	46	58		
													171	N	South Alabama	67	68		
													206	A	UC Riverside	64	65		
													274	A	UTEP	69	65		
													275	A	A&M-Corpus Christi	67	65		
													291	A	CSU Bakersfield	61	59		
													293	H	California Baptist	76	69		
													297	A	Western Mich.	66	54		
													313	A	UC Santa Barbara	81	73		
													334	A	Grand Canyon	51	54		
													351	N	Alcorn	82	64		
LAST 12 Division I GAMES:																			
351	N	Alcorn	82	64	206	A	UC Riverside	64	65	171	N	South Alabama	67	68	275	A	A&M-Corpus Christi	67	65
291	A	CSU Bakersfield	61	59	54	H	New Mexico	50	75	161	H	Denver	66	64	54	A	New Mexico	58	83
334	A	Grand Canyon	51	54															
293	H	California Baptist	76	69															
313	A	UC Santa Barbara	81	73															
170	H	Abilene Christian	46	58															

Non-Div I Games: Tex. Permian Basin 70 38 Northern N.M. 101 51

New Mexico St.

Average RPI Win:	302	WON-LOST	WINNING	LAST 10	STRENGTH OF	OPP. STRENGTH	TEAM	ADJ.	CONF.	ADJ CONF.
Average RPI Loss:	148	RECORD	PCT. RANK	GAMES	SCHEDULE	OF SCHEDULE	RPI	RPI	RPI	RPI
DIV. I ONLY	2- 9	311	3-7	159	253	279	279	26	26	
DIV. I NON-CONF.	1- 5	311	0- 0	78	270	218	218	22	22	
-----										
TOTALS	RPI 1-25	RPI 26-50	W-L RECORDS	RPI 51-100	RPI 101-150	RPI 150+				
2- 9	0- 0	0- 1	OVERALL	0- 3	0- 1	2- 4				
1- 3	0- 0	0- 0	HOME	0- 1	0- 0	1- 2				
1- 6	0- 0	0- 1	AWAY	0- 2	0- 1	1- 2				
0- 0	0- 0	0- 0	NEUTRAL	0- 0	0- 0	0- 0				
1- 5	0- 0	0- 1	NON-CONFERENCE	0- 1	0- 1	1- 2				
0- 1	0- 0	0- 0	HOME	0- 0	0- 0	0- 1				
1- 4	0- 0	0- 1	AWAY	0- 1	0- 1	1- 1				
0- 0	0- 0	0- 0	NEUTRAL	0- 0	0- 0	0- 0				
1- 4	0- 0	0- 0	CONFERENCE	0- 2	0- 0	1- 2				
1- 2	0- 0	0- 0	HOME	0- 1	0- 0	1- 1				
0- 2	0- 0	0- 0	AWAY	0- 1	0- 0	0- 1				
0- 0	0- 0	0- 0	NEUTRAL	0- 0	0- 0	0- 0				

RPI 1-25				RPI 26-50				RPI 51-100				RPI 101+				Team's RPI: 279	
RPI	S	Opponent	Score	RPI	S	Opponent	Score	RPI	S	Opponent	Score	RPI	S	Opponent	Score		
				48	A	Miami (FL)	38 78	67	H	Lamar University	57 79	114	A	Rice	56 67		
								72	A	SFA	38 97	165	A	Xavier	45 61		
								80	A	Pittsburgh	38 90	170	H	Abilene Christian	52 59		
												268	A	Memphis	66 59		
												304	A	Houston Baptist	74 83		
												312	H	La.-Monroe	44 57		
												335	H	McNeese	88 76		
LAST 12 Division I GAMES:																	
				72	A	SFA	38 97	165	A	Xavier	45 61						
				335	H	McNeese	88 76	48	A	Miami (FL)	38 78						
				67	H	Lamar University	57 79	268	A	Memphis	66 59						
				304	A	Houston Baptist	74 83	114	A	Rice	56 67						
				170	H	Abilene Christian	52 59	312	H	La.-Monroe	44 57						
								80	A	Pittsburgh	38 90						

Non-Div I Games: Dillard 68 59 Centenary (LA) 104 42 Trinity Baptist 93 38

New Orleans



Average RPI Win:	292	WON-LOST	WINNING	LAST 10	STRENGTH OF	OPP. STRENGTH	TEAM	ADJ.	CONF.	ADJ CONF.
Average RPI Loss:	124	RECORD	PCT. RANK	GAMES	SCHEDULE	OF SCHEDULE	RPI	RPI	RPI	RPI
DIV. I ONLY	7- 9	203	6-4	251	148	224	224	27	27	
DIV. I NON-CONF.	4- 8	241	1- 0	194	90	255	255	28	28	
-----										
TOTALS	RPI 1-25	RPI 26-50	W-L RECORDS	RPI 51-100	RPI 101-150	RPI 150+				
7- 9	0- 2	0- 1	OVERALL	0- 0	0- 3	7- 3				
4- 3	0- 0	0- 0	HOME	0- 0	0- 1	4- 2				
2- 5	0- 2	0- 1	AWAY	0- 0	0- 1	2- 1				
1- 1	0- 0	0- 0	NEUTRAL	0- 0	0- 1	1- 0				
4- 8	0- 2	0- 1	NON-CONFERENCE	0- 0	0- 2	4- 3				
3- 2	0- 0	0- 0	HOME	0- 0	0- 0	3- 2				
0- 5	0- 2	0- 1	AWAY	0- 0	0- 1	0- 1				
1- 1	0- 0	0- 0	NEUTRAL	0- 0	0- 1	1- 0				
3- 1	0- 0	0- 0	CONFERENCE	0- 0	0- 1	3- 0				
1- 1	0- 0	0- 0	HOME	0- 0	0- 1	1- 0				
2- 0	0- 0	0- 0	AWAY	0- 0	0- 0	2- 0				
0- 0	0- 0	0- 0	NEUTRAL	0- 0	0- 0	0- 0				

RPI 1-25				RPI 26-50				RPI 51-100				RPI 101+ Team's RPI: 224			
RPI	S	Opponent	Score	RPI	S	Opponent	Score	RPI	S	Opponent	Score	RPI	S	Opponent	Score
4	A	Syracuse	45 94	38	A	Buffalo	61 88					108	A	West Virginia	32 84
11	A	Iowa St.	35 95									109	N	Yale	64 67
												120	H	Marist	58 87
												220	H	Howard	61 68
												222	H	St. Bonaventure	48 76
												237	H	Binghamton	79 72
												240	H	Colgate	74 69
												282	A	Saint Joseph's	54 68
												287	H	Coppin St.	71 69
												300	A	Saint Peter's	75 66
												317	A	Iona	58 46
												321	N	Morgan St.	67 57
												342	H	Manhattan	61 51
LAST 12 Division I GAMES:															
321	N	Morgan St.	67 57	240	H	Colgate	74 69	108	A	West Virginia	32 84	4	A	Syracuse	45 94
109	N	Yale	64 67	108	A	West Virginia	32 84	287	H	Coppin St.	71 69	237	H	Binghamton	79 72
317	A	Iona	58 46	4	A	Syracuse	45 94	220	H	Howard	61 68				
300	A	Saint Peter's	75 66												
342	H	Manhattan	61 51												
120	H	Marist	58 87												

Non-Div I Games:

Niagara

Average RPI Win:	291	WON-LOST	WINNING	LAST 10	STRENGTH OF	OPP. STRENGTH	TEAM	ADJ.	CONF.	ADJ CONF.
Average RPI Loss:	118	RECORD	PCT. RANK	GAMES	SCHEDULE	OF SCHEDULE	RPI	RPI	RPI	RPI
DIV. I ONLY	7- 8	188	6-4	292	163	218	218	26	26	
DIV. I NON-CONF.	4- 6	212	0- 1	160	97	157	157	22	22	
-----										
TOTALS	RPI 1-25	RPI 26-50	W-L RECORDS	RPI 51-100	RPI 101-150	RPI 150+				
7- 8	0- 1	0- 0	OVERALL	0- 4	0- 1	7- 2				
4- 1	0- 0	0- 0	HOME	0- 0	0- 0	4- 1				
2- 6	0- 1	0- 0	AWAY	0- 4	0- 1	2- 0				
1- 1	0- 0	0- 0	NEUTRAL	0- 0	0- 0	1- 1				
4- 6	0- 1	0- 0	NON-CONFERENCE	0- 3	0- 1	4- 1				
1- 0	0- 0	0- 0	HOME	0- 0	0- 0	1- 0				
2- 5	0- 1	0- 0	AWAY	0- 3	0- 1	2- 0				
1- 1	0- 0	0- 0	NEUTRAL	0- 0	0- 0	1- 1				
3- 2	0- 0	0- 0	CONFERENCE	0- 1	0- 0	3- 1				
3- 1	0- 0	0- 0	HOME	0- 0	0- 0	3- 1				
0- 1	0- 0	0- 0	AWAY	0- 1	0- 0	0- 0				
0- 0	0- 0	0- 0	NEUTRAL	0- 0	0- 0	0- 0				

RPI 1-25				RPI 26-50				RPI 51-100				RPI 101+ Team's RPI: 218			
RPI	S	Opponent	Score	RPI	S	Opponent	Score	RPI	S	Opponent	Score	RPI	S	Opponent	Score
3	A	Baylor	39 100					51	A	Auburn	59 80	146	A	Texas St.	67 72
								52	A	LSU	44 76	199	N	Delaware	56 71
								72	A	SFA	62 70	226	N	Texas Southern	58 57
								84	A	Tulane	46 71	272	H	Mississippi Val.	72 47
												274	A	UTEP	58 56
												304	H	Houston Baptist	77 54
												312	A	La.-Monroe	55 54
												322	H	Incarinate Word	86 62
												326	H	Northwestern St.	97 86
												335	H	McNeese	68 69
LAST 12 Division I GAMES:															
199	N	Delaware	56 71	326	H	Northwestern St.	97 86	52	A	LSU	44 76				
146	A	Texas St.	67 72	312	A	La.-Monroe	55 54	84	A	Tulane	46 71				
335	H	McNeese	68 69	272	H	Mississippi Val.	72 47	226	N	Texas Southern	58 57				
304	H	Houston Baptist	77 54												
72	A	SFA	62 70												
322	H	Incarinate Word	86 62												

Non-Div I Games: Southern-N.O. 86 49 William Carey 86 45

Nicholls St.

Average RPI Win:	290	WON-LOST	WINNING	LAST 10	STRENGTH OF	OPP. STRENGTH	TEAM	ADJ.	CONF.	ADJ CONF.
Average RPI Loss:	164	RECORD	PCT. RANK	GAMES	SCHEDULE	OF SCHEDULE	RPI	RPI	RPI	RPI
DIV. I ONLY	7- 8	188	6-4	332	230	278	278	32	32	
DIV. I NON-CONF.	3- 8	267	1- 0	262	198	295	295	32	32	
-----										
TOTALS	RPI 1-25	RPI 26-50	W-L RECORDS	RPI 51-100	RPI 101-150	RPI 150+				
7- 8	0- 0	0- 0	OVERALL	0- 2	0- 1	7- 5				
5- 2	0- 0	0- 0	HOME	0- 0	0- 0	5- 2				
1- 6	0- 0	0- 0	AWAY	0- 2	0- 1	1- 3				
1- 0	0- 0	0- 0	NEUTRAL	0- 0	0- 0	1- 0				
3- 8	0- 0	0- 0	NON-CONFERENCE	0- 2	0- 1	3- 5				
2- 2	0- 0	0- 0	HOME	0- 0	0- 0	2- 2				
0- 6	0- 0	0- 0	AWAY	0- 2	0- 1	0- 3				
1- 0	0- 0	0- 0	NEUTRAL	0- 0	0- 0	1- 0				
4- 0	0- 0	0- 0	CONFERENCE	0- 0	0- 0	4- 0				
3- 0	0- 0	0- 0	HOME	0- 0	0- 0	3- 0				
1- 0	0- 0	0- 0	AWAY	0- 0	0- 0	1- 0				
0- 0	0- 0	0- 0	NEUTRAL	0- 0	0- 0	0- 0				

RPI 1-25				RPI 26-50				RPI 51-100				RPI 101+				Team's RPI: 278
RPI	S	Opponent	Score	RPI	S	Opponent	Score	RPI	S	Opponent	Score	RPI	S	Opponent	Score	
								76	A	Old Dominion	53 69	115	A	Lehigh	41 62	
								90	A	Wake Forest	61 63	154	A	High Point	51 83	
												158	H	William & Mary	44 55	
												190	A	Ole Miss	42 60	
												196	H	Navy	65 58	
												249	H	Bethune-Cookman	57 50	
												260	H	Campbell	49 57	
												267	N	Liberty	66 53	
												271	A	La Salle	52 62	
												287	A	Coppin St.	68 63	
												341	H	Florida A&M	60 58	
												346	H	Delaware St.	63 50	
												347	H	Longwood	74 42	
LAST 12 Division I GAMES:																
267	N	Liberty	66 53	158	H	William & Mary	44 55									
249	H	Bethune-Cookman	57 50	154	A	High Point	51 83									
287	A	Coppin St.	68 63	347	H	Longwood	74 42									
341	H	Florida A&M	60 58	271	A	La Salle	52 62									
346	H	Delaware St.	63 50	115	A	Lehigh	41 62									
90	A	Wake Forest	61 63	260	H	Campbell	49 57									

Non-Div I Games: Cheyney 93 40 Saint Augustine's 71 38

Norfolk St.

Average RPI Win: 255

Average RPI Loss: 121

WON-LOST  
RECORDWINNING  
PCT. RANKLAST 10  
GAMESSTRENGTH OF  
SCHEDULEOPP. STRENGTH  
OF SCHEDULETEAM  
RPIADJ.  
RPICONF.  
RPIADJ CONF.  
RPIDIV. I ONLY  
DIV. I NON-CONF.8- 2  
5- 135  
378-2  
0- 0330  
344191  
82155  
161155  
16125  
2725  
27

TOTALS

RPI 1-25

RPI 26-50

W-L RECORDS

RPI 51-100

RPI 101-150

RPI 150+

8- 2

0- 0

0- 0

OVERALL

0- 1

0- 0

8- 1

2- 1

0- 0

0- 0

HOME

0- 1

0- 0

2- 0

4- 1

0- 0

0- 0

AWAY

0- 0

0- 0

4- 1

2- 0

0- 0

0- 0

NEUTRAL

0- 0

0- 0

2- 0

5- 1

0- 0

0- 0

NON-CONFERENCE

0- 0

0- 0

5- 1

1- 0

0- 0

0- 0

HOME

0- 0

0- 0

1- 0

2- 1

0- 0

0- 0

AWAY

0- 0

0- 0

2- 1

2- 0

0- 0

0- 0

NEUTRAL

0- 0

0- 0

2- 0

3- 1

0- 0

0- 0

CONFERENCE

0- 1

0- 0

3- 0

1- 1

0- 0

0- 0

HOME

0- 1

0- 0

1- 0

2- 0

0- 0

0- 0

AWAY

0- 0

0- 0

2- 0

0- 0

0- 0

0- 0

NEUTRAL

0- 0

0- 0

0- 0

RPI 1-25

RPI 26-50

RPI 51-100

RPI 101+

Team's RPI: 155

RPI S Opponent Score

RPI S Opponent Score

RPI S Opponent Score

RPI S Opponent Score

RPI S Opponent Score

RPI S Opponent Score

RPI S Opponent Score

RPI S Opponent Score

RPI S Opponent Score

RPI S Opponent Score

RPI S Opponent Score

RPI S Opponent Score

RPI S Opponent Score

RPI S Opponent Score

RPI S Opponent Score

RPI S Opponent Score

RPI S Opponent Score

RPI S Opponent Score

RPI S Opponent Score

RPI S Opponent Score

RPI S Opponent Score

RPI S Opponent Score

RPI S Opponent Score

RPI S Opponent Score

RPI S Opponent Score

RPI S Opponent Score

RPI S Opponent Score

RPI S Opponent Score

RPI S Opponent Score

RPI S Opponent Score

RPI S Opponent Score

RPI S Opponent Score

RPI S Opponent Score

RPI S Opponent Score

RPI S Opponent Score

RPI S Opponent Score

RPI S Opponent Score

RPI S Opponent Score

RPI S Opponent Score

RPI S Opponent Score

LAST 12 Division I GAMES:

219 A Jacksonville 62 59  
 305 H NJIT 72 60  
 77 H FGCU 52 68  
 277 A North Florida 70 64  
 272 A Mississippi Val. 86 72  
 165 A Xavier 81 94

316 N Western Caro. 89 66  
 217 N Southeast Mo. St. 80 67  
 261 H Alabama St. 68 42  
 174 A Vanderbilt 74 71

165 A Xavier 81 94  
 174 A Vanderbilt 74 71  
 217 N Southeast Mo. St. 80 67  
 219 A Jacksonville 62 59  
 261 H Alabama St. 68 42  
 272 A Mississippi Val. 86 72  
 277 A North Florida 70 64  
 305 H NJIT 72 60  
 316 N Western Caro. 89 66

Non-Div I Games:

Stillman

99 43

Martin Methodist

79 48

Lane

98 57

Blue Mountain (MS) 70 42

North Ala.

Loss, Non-Conf, S Site, H Home A Away N Neutral

Average RPI Win:	154	WON-LOST	WINNING	LAST 10	STRENGTH OF	OPP. STRENGTH	TEAM	ADJ.	CONF.	ADJ CONF.
Average RPI Loss:	56	RECORD	PCT. RANK	GAMES	SCHEDULE	OF SCHEDULE	RPI	RPI	RPI	RPI
DIV. I ONLY	9- 8	163	4-6	8	93	50	50	1	1	
DIV. I NON-CONF.	9- 5	105	0- 0	28	164	48	48	1	1	
-----										
TOTALS	RPI 1-25	RPI 26-50	W-L RECORDS	RPI 51-100	RPI 101-150	RPI 150+				
9- 8	0- 2	1- 2	OVERALL	1- 2	3- 2	4- 0				
5- 2	0- 0	0- 1	HOME	1- 1	1- 0	3- 0				
1- 4	0- 2	0- 0	AWAY	0- 0	0- 2	1- 0				
3- 2	0- 0	1- 1	NEUTRAL	0- 1	2- 0	0- 0				
9- 5	0- 0	1- 1	NON-CONFERENCE	1- 2	3- 2	4- 0				
5- 1	0- 0	0- 0	HOME	1- 1	1- 0	3- 0				
1- 2	0- 0	0- 0	AWAY	0- 0	0- 2	1- 0				
3- 2	0- 0	1- 1	NEUTRAL	0- 1	2- 0	0- 0				
0- 3	0- 2	0- 1	CONFERENCE	0- 0	0- 0	0- 0				
0- 1	0- 0	0- 1	HOME	0- 0	0- 0	0- 0				
0- 2	0- 2	0- 0	AWAY	0- 0	0- 0	0- 0				
0- 0	0- 0	0- 0	NEUTRAL	0- 0	0- 0	0- 0				

RPI 1-25				RPI 26-50				RPI 51-100				RPI 101+			
RPI	S	Opponent	Score	RPI	S	Opponent	Score	RPI	S	Opponent	Score	RPI	S	Opponent	Score
4	A	Syracuse	77 90	27	H	Florida St.	63 64	51	N	Auburn	81 86	112	A	Ohio St.	69 76
6	A	Louisville	66 73	29	N	Kentucky	75 85	62	H	Kent St.	73 60	114	N	Rice	71 50
				40	N	UCLA	83 49	93	H	Maine	73 85	122	A	Colorado	74 86
												140	H	VCU	59 47
												141	N	South Fla.	71 69
												156	H	UNCW	82 55
												187	A	Elon	100 69
												220	H	Howard	85 63
												323	H	UNC Greensboro	83 62
-----															
LAST 12 Division I GAMES:															
6	A	Louisville	66 73	4	A	Syracuse	77 90	27	H	Florida St.	63 64	112	A	Ohio St.	69 76
220	H	Howard	85 63	93	H	Maine	73 85	29	N	Kentucky	75 85	141	N	South Fla.	71 69
51	N	Auburn	81 86												
114	N	Rice	71 50												
323	H	UNC Greensboro	83 62												
156	H	UNCW	82 55												

Non-Div I Games:

North Carolina



Average RPI Win:	296	WON-LOST	WINNING	LAST 10	STRENGTH OF	OPP. STRENGTH	TEAM	ADJ.	CONF.	ADJ CONF.
Average RPI Loss:	163	RECORD	PCT. RANK	GAMES	SCHEDULE	OF SCHEDULE	RPI	RPI	RPI	RPI
DIV. I ONLY	4- 11	284	3-7	306	204	320	320	18	18	
DIV. I NON-CONF.	2- 9	297	0- 0	287	192	329	329	16	16	
-----										
TOTALS	RPI 1-25	RPI 26-50	W-L RECORDS	RPI 51-100	RPI 101-150	RPI 150+				
4- 11	0- 1	0- 0	OVERALL	0- 2	0- 1	4- 7				
3- 4	0- 1	0- 0	HOME	0- 1	0- 0	3- 2				
1- 5	0- 0	0- 0	AWAY	0- 1	0- 1	1- 3				
0- 2	0- 0	0- 0	NEUTRAL	0- 0	0- 0	0- 2				
2- 9	0- 0	0- 0	NON-CONFERENCE	0- 2	0- 1	2- 6				
1- 3	0- 0	0- 0	HOME	0- 1	0- 0	1- 2				
1- 4	0- 0	0- 0	AWAY	0- 1	0- 1	1- 2				
0- 2	0- 0	0- 0	NEUTRAL	0- 0	0- 0	0- 2				
2- 2	0- 1	0- 0	CONFERENCE	0- 0	0- 0	2- 1				
2- 1	0- 1	0- 0	HOME	0- 0	0- 0	2- 0				
0- 1	0- 0	0- 0	AWAY	0- 0	0- 0	0- 1				
0- 0	0- 0	0- 0	NEUTRAL	0- 0	0- 0	0- 0				

RPI 1-25				RPI 26-50				RPI 51-100				RPI 101+ Team's RPI: 320			
RPI	S	Opponent	Score	RPI	S	Opponent	Score	RPI	S	Opponent	Score	RPI	S	Opponent	Score
23	H	South Dakota	41 67					68	H	Creighton	51 86	105	A	Northern Ill.	63 81
								74	A	Pacific	68 75	153	A	Wisconsin	53 64
												177	H	UMKC	59 69
												184	H	Milwaukee	55 57
												202	N	North Texas	78 92
												229	H	Western Ill.	68 60
												247	N	San Francisco	42 75
												251	A	Stetson	59 60
												301	A	Valparaiso	51 48
												311	A	Omaha	61 78
												315	H	New Hampshire	56 51
												338	H	Purdue Fort Wayne	70 54
LAST 12 Division I GAMES:															
23	H	South Dakota	41 67	229	H	Western Ill.	68 60								
338	H	Purdue Fort Wayne	70 54	311	A	Omaha	61 78								
251	A	Stetson	59 60	177	H	UMKC	59 69								
247	N	San Francisco	42 75	105	A	Northern Ill.	63 81								
301	A	Valparaiso	51 48	202	N	North Texas	78 92								
184	H	Milwaukee	55 57	74	A	Pacific	68 75								

Non-Div I Games: Mayville St. 49 43

North Dakota St.

Average RPI Win: 315		WON-LOST RECORD	WINNING PCT. RANK	LAST 10 GAMES	STRENGTH OF SCHEDULE	OPP. STRENGTH OF SCHEDULE	TEAM RPI	ADJ. RPI	CONF. RPI	ADJ CONF. RPI
Average RPI Loss: 143										
DIV. I ONLY		5- 8	232	4-6	270	229	277	277	25	25
DIV. I NON-CONF.		3- 6	241	0- 0	305	211	312	312	27	27
TOTALS		RPI 1-25	RPI 26-50	W-L RECORDS	RPI 51-100	RPI 101-150	RPI 150+			
5- 8	0- 1		0- 1	OVERALL	0- 1	0- 0	5- 5			
4- 3	0- 0		0- 0	HOME	0- 1	0- 0	4- 2			
1- 5	0- 1		0- 1	AWAY	0- 0	0- 0	1- 3			
0- 0	0- 0		0- 0	NEUTRAL	0- 0	0- 0	0- 0			
3- 6	0- 1		0- 1	NON-CONFERENCE	0- 0	0- 0	3- 4			
3- 1	0- 0		0- 0	HOME	0- 0	0- 0	3- 1			
0- 5	0- 1		0- 1	AWAY	0- 0	0- 0	0- 3			
0- 0	0- 0		0- 0	NEUTRAL	0- 0	0- 0	0- 0			
2- 2	0- 0		0- 0	CONFERENCE	0- 1	0- 0	2- 1			
1- 2	0- 0		0- 0	HOME	0- 1	0- 0	1- 1			
1- 0	0- 0		0- 0	AWAY	0- 0	0- 0	1- 0			
0- 0	0- 0		0- 0	NEUTRAL	0- 0	0- 0	0- 0			

RPI 1-25					
RPI	S	Opponent	Score		
19	A	Indiana	52	75	
RPI 26-50					
RPI	S	Opponent	Score		
27	A	Florida St.	53	74	
RPI 51-100					
RPI	S	Opponent	Score		
77	H	FGCU	66	105	
Team's RPI: 277					
RPI	S	Opponent	Score		
155	H	North Ala.	64	70	
173	A	Colorado St.	59	61	
190	A	Ole Miss	69	82	
249	A	Bethune-Cookman	60	76	
251	H	Stetson	71	57	
256	H	Alabama A&M	62	63	
314	H	FIU	62	53	
328	A	Lipscomb	68	53	
340	H	Charleston So.	82	76	
341	H	Florida A&M	64	53	
LAST 12 Division I GAMES:					
328	A	Lipscomb	68	53	
155	H	North Ala.	64	70	
190	A	Ole Miss	69	82	
256	H	Alabama A&M	62	63	
249	A	Bethune-Cookman	60	76	
314	H	FIU	62	53	
251	H	Stetson	71	57	
77	H	FGCU	66	105	
173	A	Colorado St.	59	61	
340	H	Charleston So.	82	76	
19	A	Indiana	52	75	
341	H	Florida A&M	64	53	

Non-Div I Games:	Trinity Baptist	99	40	Warner	67	36
------------------	-----------------	----	----	--------	----	----

North Florida

Loss, Non-Conf, S Site, H Home A Away N Neutral



Average RPI Win:	245	WON-LOST	WINNING	LAST 10	STRENGTH OF	OPP. STRENGTH	TEAM	ADJ.	CONF.	ADJ CONF.
Average RPI Loss:	132	RECORD	PCT. RANK	GAMES	SCHEDULE	OF SCHEDULE	RPI	RPI	RPI	RPI
DIV. I ONLY	7- 6	147	8-2	261	122	202	202	16	16	
DIV. I NON-CONF.	4- 5	190	0- 0	220	122	238	238	19	19	
-----										
TOTALS	RPI 1-25	RPI 26-50	W-L RECORDS	RPI 51-100	RPI 101-150	RPI 150+				
7- 6	0- 1	0- 1	OVERALL	0- 1	2- 0	5- 3				
4- 3	0- 1	0- 0	HOME	0- 0	1- 0	3- 2				
2- 2	0- 0	0- 1	AWAY	0- 0	1- 0	1- 1				
1- 1	0- 0	0- 0	NEUTRAL	0- 1	0- 0	1- 0				
4- 5	0- 1	0- 1	NON-CONFERENCE	0- 1	1- 0	3- 2				
3- 2	0- 1	0- 0	HOME	0- 0	1- 0	2- 1				
0- 2	0- 0	0- 1	AWAY	0- 0	0- 0	0- 1				
1- 1	0- 0	0- 0	NEUTRAL	0- 1	0- 0	1- 0				
3- 1	0- 0	0- 0	CONFERENCE	0- 0	1- 0	2- 1				
1- 1	0- 0	0- 0	HOME	0- 0	0- 0	1- 1				
2- 0	0- 0	0- 0	AWAY	0- 0	1- 0	1- 0				
0- 0	0- 0	0- 0	NEUTRAL	0- 0	0- 0	0- 0				

RPI 1-25				RPI 26-50				RPI 51-100				RPI 101+ Team's RPI: 202			
RPI	S	Opponent	Score	RPI	S	Opponent	Score	RPI	S	Opponent	Score	RPI	S	Opponent	Score
25	H	Texas	54 64	49	A	Kansas St.	42 60	60	N	Wyoming	49 53	142	H	Missouri St.	83 76
												148	A	Louisiana Tech	65 54
												160	H	Utah St.	41 57
												231	A	SMU	66 73
												233	A	Southern Miss.	62 48
												266	H	UTSA	54 57
												274	H	UTEP	70 51
												291	H	CSU Bakersfield	71 59
												304	H	Houston Baptist	100 75
												320	N	North Dakota St.	92 78
-----															
LAST 12 Division I GAMES:															
233	A	Southern Miss.	62 48	266	H	UTSA	54 57	274	H	UTEP	70 51	231	A	SMU	66 73
148	A	Louisiana Tech	65 54	274	H	UTEP	70 51	231	A	SMU	66 73	320	N	North Dakota St.	92 78
291	H	CSU Bakersfield	71 59	231	A	SMU	66 73	320	N	North Dakota St.	92 78	60	N	Wyoming	49 53
160	H	Utah St.	41 57	320	N	North Dakota St.	92 78	60	N	Wyoming	49 53	49	A	Kansas St.	42 60
304	H	Houston Baptist	100 75	49	A	Kansas St.	42 60								
142	H	Missouri St.	83 76												

Non-Div I Games: Mid-Amer. Christian 82 35 Xavier (LA) 59 46 Okla. Panhandle 93 52

North Texas

Loss, Non-Conf, S Site, H Home A Away N Neutral

## Northeastern

Through Games Of Jan. 16, 2019

Average RPI	Win:	181	WON-LOST	WINNING	LAST 10	STRENGTH OF	OPP. STRENGTH	TEAM	ADJ.	CONF.	ADJ CONF.
Average RPI	Loss:	86	RECORD	PCT. RANK	GAMES	SCHEDULE	OF SCHEDULE	RPI	RPI	RPI	RPI
DIV. I ONLY		12- 3		35	7-3	127	159	36	36	10	10
DIV. I NON-CONF.		10- 1		19	0- 0	192	144	33	33	13	13
-----											
TOTALS	RPI 1-25		RPI 26-50		W-L RECORDS	RPI 51-100		RPI 101-150		RPI 150+	
12- 3	0- 0		0- 1		OVERALL	2- 1		2- 1		8- 0	
8- 0	0- 0		0- 0		HOME	1- 0		1- 0		6- 0	
4- 3	0- 0		0- 1		AWAY	1- 1		1- 1		2- 0	
0- 0	0- 0		0- 0		NEUTRAL	0- 0		0- 0		0- 0	
10- 1	0- 0		0- 0		NON-CONFERENCE	2- 0		2- 1		6- 0	
6- 0	0- 0		0- 0		HOME	1- 0		1- 0		4- 0	
4- 1	0- 0		0- 0		AWAY	1- 0		1- 1		2- 0	
0- 0	0- 0		0- 0		NEUTRAL	0- 0		0- 0		0- 0	
2- 2	0- 0		0- 1		CONFERENCE	0- 1		0- 0		2- 0	
2- 0	0- 0		0- 0		HOME	0- 0		0- 0		2- 0	
0- 2	0- 0		0- 1		AWAY	0- 1		0- 0		0- 0	
0- 0	0- 0		0- 0		NEUTRAL	0- 0		0- 0		0- 0	

RPI 1-25				RPI 26-50				Team's RPI: 36				RPI 51-100				RPI 101+			
RPI	S	Opponent	Score	RPI	S	Opponent	Score	RPI	S	Opponent	Score	RPI	S	Opponent	Score	RPI	S	Opponent	Score
				47	A	James Madison	49 84					91	A	Towson	83 88	111	A	Providence	65 59
												93	H	Maine	63 55	120	A	Marist	84 90
												94	A	Dayton	84 79	132	H	Fordham	58 54
																158	H	William & Mary	88 74
																162	H	Boston U.	81 51
																187	H	Elon	79 71
																195	H	Massachusetts	53 52
																205	A	Florida	79 66
																225	H	Air Force	54 41
																298	A	Fairfield	59 50
																315	H	New Hampshire	69 54
LAST 12 Division I GAMES:																			
158	H	William & Mary	88 74	47	A	James Madison	49 84	91	A	Towson	83 88	195	H	Massachusetts	53 52	205	A	Florida	79 66
187	H	Elon	79 71									225	H	Air Force	54 41				
93	H	Maine	63 55									315	H	New Hampshire	69 54				
120	A	Marist	84 90																
111	A	Providence	65 59																
298	A	Fairfield	59 50																

Non-Div I Games:

Northeastern

■ Loss, 
 ■ Non-Conf, S Site, 
 ■ Home 
 ■ Away 
 N Neutral

Average RPI Win: 237		WON-LOST RECORD		WINNING PCT. RANK		LAST 10 GAMES		STRENGTH OF SCHEDULE		OPP. STRENGTH OF SCHEDULE		TEAM RPI		ADJ. RPI		CONF. RPI		ADJ. CONF. RPI	
Average RPI Loss: 132																			
DIV. I ONLY		5- 9		243		2-8		228		127		241		241		14		14	
DIV. I NON-CONF.		4- 5		190		0- 1		165		126		179		179		11		11	
TOTALS		RPI 1-25		RPI 26-50		W-L RECORDS		RPI 51-100		RPI 101-150		RPI 150+							
5- 9		0- 0		0- 0		OVERALL		1- 2		1- 3		3- 4							
3- 3		0- 0		0- 0		HOME		1- 1		0- 1		2- 1							
2- 5		0- 0		0- 0		AWAY		0- 1		1- 2		1- 2							
0- 1		0- 0		0- 0		NEUTRAL		0- 0		0- 0		0- 1							
4- 5		0- 0		0- 0		NON-CONFERENCE		1- 2		1- 1		2- 2							
2- 1		0- 0		0- 0		HOME		1- 1		0- 0		1- 0							
2- 3		0- 0		0- 0		AWAY		0- 1		1- 1		1- 1							
0- 1		0- 0		0- 0		NEUTRAL		0- 0		0- 0		0- 1							
1- 4		0- 0		0- 0		CONFERENCE		0- 0		0- 2		1- 2							
1- 2		0- 0		0- 0		HOME		0- 0		0- 1		1- 1							
0- 2		0- 0		0- 0		AWAY		0- 0		0- 1		0- 1							
0- 0		0- 0		0- 0		NEUTRAL		0- 0		0- 0		0- 0							

RPI 1-25				RPI 26-50				RPI 51-100				RPI 101+ Team's RPI: 241			
RPI	S	Opponent	Score	RPI	S	Opponent	Score	RPI	S	Opponent	Score	RPI	S	Opponent	Score
								54	H	New Mexico	55 84	103	A	Washi ngton	59 81
								59	A	Ari zona	47 71	106	H	Idaho St.	69 80
								99	H	Fresno St.	86 73	113	A	Montana St.	70 80
												128	A	Loyol a Marymount	63 62
												152	A	Montana	62 78
												173	A	Col orado St.	54 65
												198	H	Southern Utah	76 82
												231	N	SMU	48 55
												293	H	Cal i forni a Baptist	91 88
												329	H	Weber St.	74 64
												336	A	Seattle U	65 58
LAST 12 Division I GAMES:															
106	H	Idaho St.	69 80	231	N	SMU	48 55								
329	H	Weber St.	74 64	198	H	Southern Utah	76 82								
113	A	Montana St.	70 80	173	A	Col orado St.	54 65								
152	A	Montana	62 78	128	A	Loyol a Marymount	63 62								
59	A	Ari zona	47 71	293	H	Cal i forni a Baptist	91 88								
54	H	New Mexi co	55 84	103	A	Washi ngton	59 81								

Non-Div I Games:

Northern Ari z.

Loss, Non-Conf, S Site, H Home A Away N Neutral

Average RPI Win:	178	WON-LOST	WINNING	LAST 10	STRENGTH OF	OPP. STRENGTH	TEAM	ADJ.	CONF.	ADJ CONF.
Average RPI Loss:	108	RECORD	PCT. RANK	GAMES	SCHEDULE	OF SCHEDULE	RPI	RPI	RPI	RPI
DIV. I ONLY	10- 5	83	7-3	184	52	81	81	14	14	
DIV. I NON-CONF.	5- 4	139	0- 0	179	30	98	98	11	11	
-----										
TOTALS	RPI 1-25	RPI 26-50	W-L RECORDS	RPI 51-100	RPI 101-150	RPI 150+				
10- 5	0- 0	0- 1	OVERALL	0- 1	3- 2	7- 1				
5- 1	0- 0	0- 0	HOME	0- 0	2- 1	3- 0				
5- 4	0- 0	0- 1	AWAY	0- 1	1- 1	4- 1				
0- 0	0- 0	0- 0	NEUTRAL	0- 0	0- 0	0- 0				
5- 4	0- 0	0- 1	NON-CONFERENCE	0- 1	1- 1	4- 1				
3- 0	0- 0	0- 0	HOME	0- 0	1- 0	2- 0				
2- 4	0- 0	0- 1	AWAY	0- 1	0- 1	2- 1				
0- 0	0- 0	0- 0	NEUTRAL	0- 0	0- 0	0- 0				
5- 1	0- 0	0- 0	CONFERENCE	0- 0	2- 1	3- 0				
2- 1	0- 0	0- 0	HOME	0- 0	1- 1	1- 0				
3- 0	0- 0	0- 0	AWAY	0- 0	1- 0	2- 0				
0- 0	0- 0	0- 0	NEUTRAL	0- 0	0- 0	0- 0				

RPI 1-25				RPI 26-50				RPI 51-100				Team's RPI : 81				RPI 101+			
RPI	S	Opponent	Score	RPI	S	Opponent	Score	RPI	S	Opponent	Score	RPI	S	Opponent	Score	RPI	S	Opponent	Score
				28	A	BYU	50 70					52	A	LSU	57 62	110	A	Idaho	86 72
																113	H	Montana St.	66 79
																122	A	Col orado	69 77
																134	H	Chattanooga	68 65
																144	H	Portland St.	79 63
																152	A	Montana	73 62
																161	H	Denver	74 66
																173	A	Col orado St.	53 47
																188	A	Eastern Wash.	67 62
																225	A	Air Force	57 69
																231	H	SMU	58 57
																243	H	Sacramento St.	82 69
																247	A	San Francisco	68 63
LAST 12 Division I GAMES:																			
				188	A	Eastern Wash.	67 62					113	H	Montana St.	66 79				
				110	A	Idaho	86 72					152	A	Montana	73 62				
				144	H	Portland St.	79 63					231	H	SMU	58 57				
				243	H	Sacramento St.	82 69					225	A	Air Force	57 69				
				28	A	BYU	50 70					247	A	San Francisco	68 63				
				134	H	Chattanooga	68 65					173	A	Col orado St.	53 47				

Non-Div I Games:

Northern Colo.

Average RPI Win:	210	WON-LOST	WINNING	LAST 10	STRENGTH OF	OPP. STRENGTH	TEAM	ADJ.	CONF.	ADJ CONF.
Average RPI Loss:	72	RECORD	PCT. RANK	GAMES	SCHEDULE	OF SCHEDULE	RPI	RPI	RPI	RPI
DIV. I ONLY	10- 6	102	7-3	142	108	105	105	8	8	
DIV. I NON-CONF.	8- 4	91	1- 0	222	111	105	105	8	8	
-----										
TOTALS	RPI 1-25	RPI 26-50	W-L RECORDS	RPI 51-100	RPI 101-150	RPI 150+				
10- 6	0- 3	0- 0	OVERALL	2- 1	1- 0	7- 2				
7- 1	0- 1	0- 0	HOME	2- 0	1- 0	4- 0				
1- 5	0- 2	0- 0	AWAY	0- 1	0- 0	1- 2				
2- 0	0- 0	0- 0	NEUTRAL	0- 0	0- 0	2- 0				
8- 4	0- 2	0- 0	NON-CONFERENCE	1- 0	1- 0	6- 2				
6- 0	0- 0	0- 0	HOME	1- 0	1- 0	4- 0				
0- 4	0- 2	0- 0	AWAY	0- 0	0- 0	0- 2				
2- 0	0- 0	0- 0	NEUTRAL	0- 0	0- 0	2- 0				
2- 2	0- 1	0- 0	CONFERENCE	1- 1	0- 0	1- 0				
1- 1	0- 1	0- 0	HOME	1- 0	0- 0	0- 0				
1- 1	0- 0	0- 0	AWAY	0- 1	0- 0	1- 0				
0- 0	0- 0	0- 0	NEUTRAL	0- 0	0- 0	0- 0				

RPI 1-25				RPI 26-50				RPI 51-100				RPI 101+				Team's RPI: 105
RPI	S	Opponent	Score	RPI	S	Opponent	Score	RPI	S	Opponent	Score	RPI	S	Opponent	Score	
11	A	Iowa St.	60 70					62	A	Kent St.	78 87	109	H	Yale	89 80	
19	A	Indiana	73 91					69	H	UNI	70 59	152	A	Montana	70 86	
21	H	Central Mich.	66 89					97	H	Mi ami (OH)	82 71	166	A	Southern Ill.	73 82	
												215	H	Eastern Ill.	78 59	
												229	N	Western Ill.	86 61	
												230	A	Bowling Green	66 52	
												245	N	Nevada	98 69	
												246	H	Brown	109 102	
												320	H	North Dakota St.	81 63	
												343	H	Chicago St.	114 52	
-----																
LAST 12 Division I GAMES:																
11	A	Iowa St.	60 70	245	N	Nevada	98 69									
230	A	Bowling Green	66 52	69	H	UNI	70 59									
21	H	Central Mich.	66 89	343	H	Chicago St.	114 52									
62	A	Kent St.	78 87	215	H	Eastern Ill.	78 59									
97	H	Mi ami (OH)	82 71	229	N	Western Ill.	86 61									
246	H	Brown	109 102	166	A	Southern Ill.	73 82									

Non-Div I Games:

Northern Ill.

Average RPI Win:	261	WON-LOST	WINNING	LAST 10	STRENGTH OF	OPP. STRENGTH	TEAM	ADJ.	CONF.	ADJ CONF.
Average RPI Loss:	136	RECORD	PCT. RANK	GAMES	SCHEDULE	OF SCHEDULE	RPI	RPI	RPI	RPI
DIV. I ONLY	2- 12	324	2-8	111	199	273	273	19	19	
DIV. I NON-CONF.	0- 9	336	0- 0	91	218	307	307	18	18	
-----										
TOTALS	RPI 1-25	RPI 26-50	W-L RECORDS	RPI 51-100	RPI 101-150	RPI 150+				
2- 12	0- 1	0- 1	OVERALL	0- 3	0- 2	2- 5				
1- 4	0- 0	0- 1	HOME	0- 2	0- 0	1- 1				
1- 5	0- 1	0- 0	AWAY	0- 1	0- 2	1- 1				
0- 3	0- 0	0- 0	NEUTRAL	0- 0	0- 0	0- 3				
0- 9	0- 1	0- 0	NON-CONFERENCE	0- 2	0- 1	0- 5				
0- 2	0- 0	0- 0	HOME	0- 1	0- 0	0- 1				
0- 4	0- 1	0- 0	AWAY	0- 1	0- 1	0- 1				
0- 3	0- 0	0- 0	NEUTRAL	0- 0	0- 0	0- 3				
2- 3	0- 0	0- 1	CONFERENCE	0- 1	0- 1	2- 0				
1- 2	0- 0	0- 1	HOME	0- 1	0- 0	1- 0				
1- 1	0- 0	0- 0	AWAY	0- 0	0- 1	1- 0				
0- 0	0- 0	0- 0	NEUTRAL	0- 0	0- 0	0- 0				

RPI 1-25				RPI 26-50				RPI 51-100				RPI 101+ Team's RPI: 273			
RPI	S	Opponent	Score	RPI	S	Opponent	Score	RPI	S	Opponent	Score	RPI	S	Opponent	Score
6	A	Louisville	59 92	42	H	Green Bay	61 81	61	H	Belmont	53 71	111	A	Providence	43 48
								62	A	Kent St.	61 62	136	A	IUPUI	48 70
								83	H	Wright St.	55 61	168	N	Pepperdine	46 51
												177	N	Akron	60 77
												179	H	Illinois St.	53 58
												184	H	Milwaukee	55 54
												271	N	La Salle	56 74
												331	A	Austin Peay	48 52
												337	A	UIC	67 49
LAST 12 Division I GAMES:															
184	H	Milwaukee	55 54	83	H	Wright St.	55 61								
136	A	IUPUI	48 70	42	H	Green Bay	61 81								
337	A	UIC	67 49	6	A	Louisville	59 92								
168	N	Pepperdine	46 51	179	H	Illinois St.	53 58								
111	A	Providence	43 48	331	A	Austin Peay	48 52								
271	N	La Salle	56 74	61	H	Belmont	53 71								

Non-Div I Games: Alderson Broaddus 73 32

Northern Ky.

Average RPI Win:	155	WON-LOST	WINNING	LAST 10	STRENGTH OF	OPP. STRENGTH	TEAM	ADJ.	CONF.	ADJ CONF.
Average RPI Loss:	44	RECORD	PCT. RANK	GAMES	SCHEDULE	OF SCHEDULE	RPI	RPI	RPI	RPI
DIV. I ONLY	10- 7	119	5-5	47	32	71	71	4	4	
DIV. I NON-CONF.	7- 4	109	0- 1	150	43	108	108	5	5	
-----										
TOTALS	RPI 1-25	RPI 26-50	W-L RECORDS	RPI 51-100	RPI 101-150	RPI 150+				
10- 7	1- 2	3- 2	OVERALL	0- 3	2- 0	4- 0				
6- 3	0- 1	2- 1	HOME	0- 1	2- 0	2- 0				
3- 3	1- 1	1- 1	AWAY	0- 1	0- 0	1- 0				
1- 1	0- 0	0- 0	NEUTRAL	0- 1	0- 0	1- 0				
7- 4	0- 1	2- 1	NON-CONFERENCE	0- 2	1- 0	4- 0				
4- 2	0- 1	1- 0	HOME	0- 1	1- 0	2- 0				
2- 1	0- 0	1- 1	AWAY	0- 0	0- 0	1- 0				
1- 1	0- 0	0- 0	NEUTRAL	0- 1	0- 0	1- 0				
3- 3	1- 1	1- 1	CONFERENCE	0- 1	1- 0	0- 0				
2- 1	0- 0	1- 1	HOME	0- 0	1- 0	0- 0				
1- 2	1- 1	0- 0	AWAY	0- 1	0- 0	0- 0				
0- 0	0- 0	0- 0	NEUTRAL	0- 0	0- 0	0- 0				

RPI 1-25				RPI 26-50				RPI 51-100 Team's RPI: 71				RPI 101+			
RPI	S	Opponent	Score	RPI	S	Opponent	Score	RPI	S	Opponent	Score	RPI	S	Opponent	Score
12	H	Marquette	57 76	31	H	Michigan St.	70 62	55	N	Kansas	57 66	121	H	UT Martin	90 64
17	A	Rutgers	41 45	33	A	DePaul	60 76	66	A	Michigan	78 79	147	H	Illinois	68 45
19	A	Indiana	75 69	39	H	Duke	84 58	80	H	Pittsburgh	49 52	205	A	Florida	83 74
				42	A	Green Bay	57 55					269	N	Wichita St.	65 43
				45	H	Purdue	54 57					337	H	UIC	87 44
												343	H	Chicago St.	97 35
-----															
LAST 12 Division I GAMES:															
				45	H	Purdue	54 57	55	N	Kansas	57 66				
				66	A	Michigan	78 79	19	A	Indiana	75 69				
				31	H	Michigan St.	70 62	343	H	Chicago St.	97 35				
				147	H	Illinois	68 45	12	H	Marquette	57 76				
				17	A	Rutgers	41 45	33	A	DePaul	60 76				
				269	N	Wichita St.	65 43	80	H	Pittsburgh	49 52				

Non-Div I Games:

Northwestern

Average RPI Win:	343	WON-LOST	WINNING	LAST 10	STRENGTH OF	OPP. STRENGTH	TEAM	ADJ.	CONF.	ADJ CONF.
Average RPI Loss:	162	RECORD	PCT. RANK	GAMES	SCHEDULE	OF SCHEDULE	RPI	RPI	RPI	RPI
DIV. I ONLY	2- 9	311	3-7	271	235	326	326	26	26	
DIV. I NON-CONF.	1- 6	318	0- 0	271	166	331	331	22	22	
-----										
TOTALS	RPI 1-25	RPI 26-50	W-L RECORDS	RPI 51-100	RPI 101-150	RPI 150+				
2- 9	0- 1	0- 0	OVERALL	0- 2	0- 2	2- 4				
2- 1	0- 0	0- 0	HOME	0- 0	0- 0	2- 1				
0- 8	0- 1	0- 0	AWAY	0- 2	0- 2	0- 3				
0- 0	0- 0	0- 0	NEUTRAL	0- 0	0- 0	0- 0				
1- 6	0- 1	0- 0	NON-CONFERENCE	0- 1	0- 2	1- 2				
1- 1	0- 0	0- 0	HOME	0- 0	0- 0	1- 1				
0- 5	0- 1	0- 0	AWAY	0- 1	0- 2	0- 1				
0- 0	0- 0	0- 0	NEUTRAL	0- 0	0- 0	0- 0				
1- 3	0- 0	0- 0	CONFERENCE	0- 1	0- 0	1- 2				
1- 0	0- 0	0- 0	HOME	0- 0	0- 0	1- 0				
0- 3	0- 0	0- 0	AWAY	0- 1	0- 0	0- 2				
0- 0	0- 0	0- 0	NEUTRAL	0- 0	0- 0	0- 0				

RPI 1-25				RPI 26-50				RPI 51-100				RPI 101+				Team's RPI: 326
RPI	S	Opponent	Score	RPI	S	Opponent	Score	RPI	S	Opponent	Score	RPI	S	Opponent	Score	
25	A	Texas	66 104					57	A	Arkansas	53 98	119	A	Al abama	73 87	
								72	A	SFA	56 84	150	A	Ok! ahoma	56 93	
												218	A	Ni chol l s St.	86 97	
												233	A	Southern Mi ss.	54 69	
												275	A	A&M-Corpus Christi	55 79	
												312	H	La. -Monroe	55 63	
												335	H	McNeese	82 63	
												351	H	Al corn	78 65	
-----																
LAST 12 Division I GAMES:																
335	H	McNeese	82 63	72	A	SFA	56 84	275	A	A&M-Corpus Christi	55 79	150	A	Ok! ahoma	56 93	
218	A	Ni chol l s St.	86 97	351	H	Al corn	78 65	57	A	Arkansas	53 98					
25	A	Texas	66 104													
119	A	Al abama	73 87													
312	H	La. -Monroe	55 63													
233	A	Southern Mi ss.	54 69													

Non-Div I Games: Loyola (LA) 71 66 Central Baptist 82 56 LeTourneau 100 40 Centenary (LA) 94 51 Northwestern St.



Average RPI Win: 66 WON-LOST WINNING LAST 10 STRENGTH OF OPP. STRENGTH TEAM ADJ. CONF. ADJ CONF.  
Average RPI Loss: 7 RECORD PCT. RANK GAMES SCHEDULE OF SCHEDULE RPI RPI RPI RPI

DIV. I ONLY	17- 1	2	10-0	1	6	1	1	1	1
DIV. I NON-CONF.	12- 1	10	1- 0	1	9	1	1	1	1
TOTALS	RPI 1-25	RPI 26-50	W-L RECORDS	RPI 51-100	RPI 101-150	RPI 150+			
17- 1	5- 1	3- 0	OVERALL	5- 0	3- 0	1- 0			
9- 1	2- 1	0- 0	HOME	4- 0	2- 0	1- 0			
5- 0	1- 0	2- 0	AWAY	1- 0	1- 0	0- 0			
3- 0	2- 0	1- 0	NEUTRAL	0- 0	0- 0	0- 0			
12- 1	4- 1	2- 0	NON-CONFERENCE	2- 0	3- 0	1- 0			
6- 1	1- 1	0- 0	HOME	2- 0	2- 0	1- 0			
3- 0	1- 0	1- 0	AWAY	0- 0	1- 0	0- 0			
3- 0	2- 0	1- 0	NEUTRAL	0- 0	0- 0	0- 0			
5- 0	1- 0	1- 0	CONFERENCE	3- 0	0- 0	0- 0			
3- 0	1- 0	0- 0	HOME	2- 0	0- 0	0- 0			
2- 0	0- 0	1- 0	AWAY	1- 0	0- 0	0- 0			
0- 0	0- 0	0- 0	NEUTRAL	0- 0	0- 0	0- 0			

RPI	S	Opponent	Score	RPI	S	Opponent	Score	RPI	S	Opponent	Score	RPI	S	Opponent	Score
6	H	Louisville	82 68	32	A	Georgia Tech	76 55	70	H	Harvard	103 58	101	A	Toledo	72 56
7	H	UConn	71 89	33	A	DePaul	101 77	78	A	Virginia Tech	80 51	104	H	Western Ky.	94 53
10	N	Gonzaga	81 65	34	N	Oregon St.	91 81	80	H	Pittsburgh	100 44	115	H	Lehigh	95 68
12	A	Marquette	87 63					85	H	Penn	75 55	237	H	Binghamton	103 53
13	H	Iowa	105 71					90	H	Wake Forest	78 48				
14	N	Drake	82 64												
LAST 12 Division I GAMES:															
90	H	Wake Forest	78 48	34	N	Oregon St.	91 81								
6	H	Louisville	82 68	14	N	Drake	82 64								
32	A	Georgia Tech	76 55	78	A	Virginia Tech	80 51								
80	H	Pittsburgh	100 44	104	H	Western Ky.	94 53								
115	H	Lehigh	95 68	237	H	Binghamton	103 53								
12	A	Marquette	87 63	101	A	Toledo	72 56								

Non-Div I Games:

Notre Dame

Average RPI Win:	313	WON-LOST	WINNING	LAST 10	STRENGTH OF	OPP. STRENGTH	TEAM	ADJ.	CONF.	ADJ CONF.
Average RPI Loss:	132	RECORD	PCT. RANK	GAMES	SCHEDULE	OF SCHEDULE	RPI	RPI	RPI	RPI
DIV. I ONLY	2- 12	324	2-8	96	238	288	288	19	19	
DIV. I NON-CONF.	1- 8	322	0- 0	16	209	220	220	18	18	
-----										
TOTALS	RPI 1-25	RPI 26-50	W-L RECORDS	RPI 51-100	RPI 101-150	RPI 150+				
2- 12	0- 2	0- 1	OVERALL	0- 2	0- 2	2- 5				
2- 5	0- 1	0- 1	HOME	0- 1	0- 1	2- 1				
0- 6	0- 1	0- 0	AWAY	0- 1	0- 1	0- 3				
0- 1	0- 0	0- 0	NEUTRAL	0- 0	0- 0	0- 1				
1- 8	0- 2	0- 1	NON-CONFERENCE	0- 2	0- 0	1- 3				
1- 3	0- 1	0- 1	HOME	0- 1	0- 0	1- 0				
0- 4	0- 1	0- 0	AWAY	0- 1	0- 0	0- 2				
0- 1	0- 0	0- 0	NEUTRAL	0- 0	0- 0	0- 1				
1- 4	0- 0	0- 0	CONFERENCE	0- 0	0- 2	1- 2				
1- 2	0- 0	0- 0	HOME	0- 0	0- 1	1- 1				
0- 2	0- 0	0- 0	AWAY	0- 0	0- 1	0- 1				
0- 0	0- 0	0- 0	NEUTRAL	0- 0	0- 0	0- 0				

RPI 1-25				RPI 26-50				RPI 51-100				RPI 101+				Team's RPI: 288
RPI	S	Opponent	Score	RPI	S	Opponent	Score	RPI	S	Opponent	Score	RPI	S	Opponent	Score	
19	H	Indiana	32 59	31	H	Michigan St.	58 102	62	A	Kent St.	65 75	126	H	Youngstown St.	55 69	
21	A	Central Mich.	61 104					66	H	Michigan	59 85	136	A	IUPUI	53 82	
												172	A	Bradley	64 73	
												177	N	Akron	65 85	
												179	A	Illinois St.	56 62	
												259	H	Cleveland St.	62 64	
												294	H	Canisius	71 60	
												332	H	Detroit Mercy	74 67	
												337	A	UIC	65 69	
LAST 12 Division I GAMES:																
126	H	Youngstown St.	55 69	136	A	IUPUI	53 82									
259	H	Cleveland St.	62 64	337	A	UIC	65 69									
66	H	Michigan	59 85	332	H	Detroit Mercy	74 67									
31	H	Michigan St.	58 102	294	H	Canisius	71 60									
172	A	Bradley	64 73	62	A	Kent St.	65 75									
179	A	Illinois St.	56 62	177	N	Akron	65 85									

Non-Div I Games: Grace Bible (MI) 94 48 Rochester College 64 46

Oakland



Average RPI Win:	128	WON-LOST	WINNING	LAST 10	STRENGTH OF	OPP. STRENGTH	TEAM	ADJ.	CONF.	ADJ CONF.
Average RPI Loss:	63	RECORD	PCT. RANK	GAMES	SCHEDULE	OF SCHEDULE	RPI	RPI	RPI	RPI
DIV. I ONLY	6- 8	210	4-6	14	18	112	112	4	4	
DIV. I NON-CONF.	4- 5	190	0- 0	52	24	148	148	5	5	
-----										
TOTALS	RPI 1-25	RPI 26-50	W-L RECORDS	RPI 51-100	RPI 101-150	RPI 150+				
6- 8	1- 3	2- 1	OVERALL	0- 2	1- 2	2- 0				
6- 2	1- 0	2- 0	HOME	0- 1	1- 1	2- 0				
0- 4	0- 2	0- 1	AWAY	0- 0	0- 1	0- 0				
0- 2	0- 1	0- 0	NEUTRAL	0- 1	0- 0	0- 0				
4- 5	0- 2	1- 0	NON-CONFERENCE	0- 1	1- 2	2- 0				
4- 1	0- 0	1- 0	HOME	0- 0	1- 1	2- 0				
0- 2	0- 1	0- 0	AWAY	0- 0	0- 1	0- 0				
0- 2	0- 1	0- 0	NEUTRAL	0- 1	0- 0	0- 0				
2- 3	1- 1	1- 1	CONFERENCE	0- 1	0- 0	0- 0				
2- 1	1- 0	1- 0	HOME	0- 1	0- 0	0- 0				
0- 2	0- 1	0- 1	AWAY	0- 0	0- 0	0- 0				
0- 0	0- 0	0- 0	NEUTRAL	0- 0	0- 0	0- 0				

RPI 1-25				RPI 26-50				RPI 51-100				RPI 101+				Team's RPI: 112
RPI	S	Opponent	Score	RPI	S	Opponent	Score	RPI	S	Opponent	Score	RPI	S	Opponent	Score	
7	A	UConn	53 85	31	H	Michigan St.	65 55	78	N	Virginia Tech	73 81	103	A	Washington	59 69	
16	N	Butler	53 66	45	A	Purdue	42 60	96	H	Nebraska	69 78	129	H	Cincinnati	69 56	
19	H	Indiana	55 50	50	H	North Carolina	76 69					141	H	South Fla.	47 71	
20	A	Maryland	69 75									205	H	Florida	46 41	
												332	H	Detroit Mercy	55 41	
-----																
LAST 12 Division I GAMES:																
96	H	Nebraska	69 78	31	H	Michigan St.	65 55									
45	A	Purdue	42 60	19	H	Indiana	55 50									
78	N	Virginia Tech	73 81	20	A	Maryland	69 75									
16	N	Butler	53 66	129	H	Cincinnati	69 56									
205	H	Florida	46 41	50	H	North Carolina	76 69									
103	A	Washington	59 69	7	A	UConn	53 85									

Non-Div I Games:

Ohio St.

Average RPI Win:	225	WON-LOST	WINNING	LAST 10	STRENGTH OF	OPP. STRENGTH	TEAM	ADJ.	CONF.	ADJ CONF.
Average RPI Loss:	68	RECORD	PCT. RANK	GAMES	SCHEDULE	OF SCHEDULE	RPI	RPI	RPI	RPI
DIV. I ONLY	5- 10	248	3-7	15	123	150	150	3	3	
DIV. I NON-CONF.	4- 7	228	0- 1	29	161	151	151	3	3	
-----										
TOTALS	RPI 1-25	RPI 26-50	W-L RECORDS	RPI 51-100	RPI 101-150	RPI 150+				
5- 10	0- 2	0- 3	OVERALL	0- 2	2- 2	3- 1				
4- 3	0- 1	0- 1	HOME	0- 0	2- 1	2- 0				
1- 5	0- 1	0- 1	AWAY	0- 2	0- 1	1- 0				
0- 2	0- 0	0- 1	NEUTRAL	0- 0	0- 0	0- 1				
4- 7	0- 1	0- 2	NON-CONFERENCE	0- 2	1- 1	3- 1				
3- 2	0- 1	0- 1	HOME	0- 0	1- 0	2- 0				
1- 3	0- 0	0- 0	AWAY	0- 2	0- 1	1- 0				
0- 2	0- 0	0- 1	NEUTRAL	0- 0	0- 0	0- 1				
1- 3	0- 1	0- 1	CONFERENCE	0- 0	1- 1	0- 0				
1- 1	0- 0	0- 0	HOME	0- 0	1- 1	0- 0				
0- 2	0- 1	0- 1	AWAY	0- 0	0- 0	0- 0				
0- 0	0- 0	0- 0	NEUTRAL	0- 0	0- 0	0- 0				

RPI	S	Opponent	Score	RPI	S	Opponent	Score	RPI	S	Opponent	Score	RPI	S	Opponent	Score	Team's RPI: 150
7	H	UConn	63 72	33	H	DePaul	76 87	51	A	Auburn	79 95	104	H	Western Ky.	90 83	
25	A	Texas	63 73	43	N	Clemson	62 74	54	A	New Mexico	80 84	108	H	West Virginia	55 66	
				49	A	Kansas St.	56 86					138	H	Texas Tech	66 61	
												141	A	South Fla.	70 87	
												167	N	UAB	84 89	
												231	A	SMU	77 61	
												325	H	Central Ark.	65 52	
												326	H	Northwestern St.	93 56	
-----																
LAST 12 Division I GAMES:																
				49	A	Kansas St.	56 86	43	N	Clemson	62 74					
				138	H	Texas Tech	66 61	108	H	West Virginia	55 66					
				231	A	SMU	77 61	25	A	Texas	63 73					
				7	H	UConn	63 72	51	A	Auburn	79 95					
				33	H	DePaul	76 87	54	A	New Mexico	80 84					
				325	H	Central Ark.	65 52	167	N	UAB	84 89					

Non-Div I Games:

Oklahoma

Average RPI	Win:	182	WON-LOST	WINNING	LAST 10	STRENGTH OF	OPP. STRENGTH	TEAM	ADJ.	CONF.	ADJ CONF.
Average RPI	Loss:	51	RECORD	PCT. RANK	GAMES	SCHEDULE	OF SCHEDULE	RPI	RPI	RPI	RPI
DIV. I ONLY		11- 4	62	6-4	134	66	73	73	3	3	
DIV. I NON-CONF.		9- 2	43	0- 0	275	56	104	104	3	3	
-----											
TOTALS	RPI 1-25		RPI 26-50		W-L RECORDS		RPI 51-100		RPI 101-150		RPI 150+
11- 4	0- 1		0- 2		OVERALL		1- 0		3- 1		7- 0
10- 1	0- 0		0- 1		HOME		1- 0		3- 0		6- 0
1- 3	0- 1		0- 1		AWAY		0- 0		0- 1		1- 0
0- 0	0- 0		0- 0		NEUTRAL		0- 0		0- 0		0- 0
9- 2	0- 0		0- 2		NON-CONFERENCE		0- 0		2- 0		7- 0
8- 1	0- 0		0- 1		HOME		0- 0		2- 0		6- 0
1- 1	0- 0		0- 1		AWAY		0- 0		0- 0		1- 0
0- 0	0- 0		0- 0		NEUTRAL		0- 0		0- 0		0- 0
2- 2	0- 1		0- 0		CONFERENCE		1- 0		1- 1		0- 0
2- 0	0- 0		0- 0		HOME		1- 0		1- 0		0- 0
0- 2	0- 1		0- 0		AWAY		0- 0		0- 1		0- 0
0- 0	0- 0		0- 0		NEUTRAL		0- 0		0- 0		0- 0

RPI	S	Opponent	Score	RPI	S	Opponent	Score	RPI	S	Opponent	Score	RPI	S	Opponent	Score
25	A	Texas	51 60	30	H	Tennessee	63 76	65	H	TCU	75 71	108	A	West Virginia	58 67
				40	A	UCLA	59 71					123	H	Arkansas St.	62 60
												138	H	Texas Tech	65 57
												146	H	Texas St.	66 55
												164	H	Oral Roberts	89 69
												180	H	Grambling	86 40
												191	H	Prairie View	70 50
												206	H	UC Riverside	76 51
												213	H	Samford	82 62
												269	A	Wichita St.	60 47
												304	H	Houston Baptist	77 44
-----															
Team's RPI: 73															
LAST 12 Division I GAMES:															
25	A	Texas	51 60	138	H	Texas Tech	65 57	108	A	West Virginia	58 67	65	H	TCU	75 71
180	H	Grambling	86 40	269	A	Wichita St.	60 47	213	H	Samford	82 62	146	H	Texas St.	66 55
164	H	Oral Roberts	89 69	304	H	Houston Baptist	77 44	30	H	Tennessee	63 76				
40	A	UCLA	59 71												

Non-Div I Games:

Oklahoma St.

Average RPI Win:	207	WON-LOST	WINNING	LAST 10	STRENGTH OF	OPP. STRENGTH	TEAM	ADJ.	CONF.	ADJ CONF.
Average RPI Loss:	109	RECORD	PCT. RANK	GAMES	SCHEDULE	OF SCHEDULE	RPI	RPI	RPI	RPI
DIV. I ONLY	11- 5	79	6-4	119	174	76	76	16	16	
DIV. I NON-CONF.	9- 3	61	0- 1	34	201	30	30	19	19	
-----										
TOTALS	RPI 1-25	RPI 26-50	W-L RECORDS	RPI 51-100	RPI 101-150	RPI 150+				
11- 5	0- 1	0- 0	OVERALL	1- 1	3- 2	7- 1				
6- 1	0- 0	0- 0	HOME	0- 0	1- 1	5- 0				
3- 3	0- 1	0- 0	AWAY	1- 0	1- 1	1- 1				
2- 1	0- 0	0- 0	NEUTRAL	0- 1	1- 0	1- 0				
9- 3	0- 1	0- 0	NON-CONFERENCE	1- 1	3- 1	5- 0				
4- 1	0- 0	0- 0	HOME	0- 0	1- 1	3- 0				
3- 1	0- 1	0- 0	AWAY	1- 0	1- 0	1- 0				
2- 1	0- 0	0- 0	NEUTRAL	0- 1	1- 0	1- 0				
2- 2	0- 0	0- 0	CONFERENCE	0- 0	0- 1	2- 1				
2- 0	0- 0	0- 0	HOME	0- 0	0- 0	2- 0				
0- 2	0- 0	0- 0	AWAY	0- 0	0- 1	0- 1				
0- 0	0- 0	0- 0	NEUTRAL	0- 0	0- 0	0- 0				

RPI 1-25				RPI 26-50				RPI 51-100				RPI 101+			
RPI	S	Opponent	Score	RPI	S	Opponent	Score	RPI	S	Opponent	Score	RPI	S	Opponent	Score
8	A	NC State	56 85					53	N	Saint Mary's (CA)	65 83	104	A	Western Ky.	60 75
								84	A	Tulane	56 48	116	H	Virginia	67 73
												125	N	Tennessee Tech	80 73
												129	A	Cincinnati	76 72
												140	H	VCU	60 57
												158	H	William & Mary	83 69
												219	N	Jacksonville	78 76
												260	A	Campbell	83 59
												265	A	Marshall	48 57
												278	H	Norfolk St.	69 53
												283	H	Fla. Atlantic	87 53
												287	H	Coppin St.	81 51
												314	H	FIU	95 68
-----															
LAST 12 Division I GAMES:															
104	A	Western Ky.	60 75	53	N	Saint Mary's (CA)	65 83	314	H	FIU	95 68				
265	A	Marshall	48 57	283	H	Fla. Atlantic	87 53	8	A	NC State	56 85				
287	H	Coppin St.	81 51	125	N	Tennessee Tech	80 73	219	N	Jacksonville	78 76				
84	A	Tulane	56 48												
140	H	VCU	60 57												
158	H	William & Mary	83 69												

Non-Div I Games:

Old Dominion

O  
l  
e  
M  
i  
s  
s

Average RPI Win: 249		WON-LOST RECORD		WINNING PCT. RANK		LAST 10 GAMES		STRENGTH OF SCHEDULE		OPP. STRENGTH OF SCHEDULE		TEAM RPI		ADJ. RPI		CONF. RPI		ADJ CONF. RPI	
Average RPI Loss: 84																			
DIV. I ONLY		7- 11		231		4-6		59		189		190		190		6		6	
DIV. I NON-CONF.		6- 8		199		0- 0		136		251		248		248		6		6	
TOTALS		RPI 1-25		RPI 26-50		W-L RECORDS		RPI 51-100		RPI 101-150		RPI 150+							
7- 11		0- 1		1- 2		OVERALL		0- 5		0- 2		6- 1							
6- 6		0- 0		0- 0		HOME		0- 4		0- 1		6- 1							
1- 2		0- 0		1- 1		AWAY		0- 0		0- 1		0- 0							
0- 3		0- 1		0- 1		NEUTRAL		0- 1		0- 0		0- 0							
6- 8		0- 1		0- 1		NON-CONFERENCE		0- 3		0- 2		6- 1							
6- 4		0- 0		0- 0		HOME		0- 2		0- 1		6- 1							
0- 1		0- 0		0- 0		AWAY		0- 0		0- 1		0- 0							
0- 3		0- 1		0- 1		NEUTRAL		0- 1		0- 0		0- 0							
1- 3		0- 0		1- 1		CONFERENCE		0- 2		0- 0		0- 0							
0- 2		0- 0		0- 0		HOME		0- 2		0- 0		0- 0							
1- 1		0- 0		1- 1		AWAY		0- 0		0- 0		0- 0							
0- 0		0- 0		0- 0		NEUTRAL		0- 0		0- 0		0- 0							

RPI 1-25				RPI 26-50				RPI 51-100				RPI 101+ Team's RPI: 190			
RPI	S	Opponent	Score	RPI	S	Opponent	Score	RPI	S	Opponent	Score	RPI	S	Opponent	Score
7	N	UConn	50 90	29	A	Kentucky	55 49	52	H	LSU	41 55	136	H	IUPUI	58 66
				35	A	Missouri	55 78	57	H	Arkansas	55 85	148	A	Louisiana Tech	71 80
				45	N	Purdue	59 70	65	H	TCU	50 55	192	H	Jacksonville St.	49 60
								86	H	Troy	54 71	254	H	Temple	62 55
								100	N	St. John's (NY)	59 64	270	H	Louisiana	79 57
												277	H	North Florida	82 69
												278	H	Norfolk St.	60 42
												297	H	Western Mich.	69 66
												339	H	Savannah St.	74 51
LAST 12 Division I GAMES:															
				35	A	Missouri	55 78	29	A	Kentucky	55 49				
				277	H	North Florida	82 69	52	H	LSU	41 55				
				86	H	Troy	54 71	57	H	Arkansas	55 85				
				148	A	Louisiana Tech	71 80	192	H	Jacksonville St.	49 60				
				270	H	Louisiana	79 57	65	H	TCU	50 55				
				339	H	Savannah St.	74 51	100	N	St. John's (NY)	59 64				

Non-Div I Games:

Ole Miss

O  
l  
e  
M  
i  
s  
s



Average RPI Win:	322	WON-LOST	WINNING	LAST 10	STRENGTH OF	OPP. STRENGTH	TEAM	ADJ.	CONF.	ADJ CONF.
Average RPI Loss:	149	RECORD	PCT. RANK	GAMES	SCHEDULE	OF SCHEDULE	RPI	RPI	RPI	RPI
DIV. I ONLY	5- 11	260	2-8	307	255	311	311	18	18	
DIV. I NON-CONF.	4- 7	228	1- 0	293	257	281	281	16	16	
<hr/>										
TOTALS	RPI 1-25	RPI 26-50	W-L RECORDS	RPI 51-100	RPI 101-150	RPI 150+				
5- 11	0- 0	0- 1	OVERALL	0- 2	0- 1	5- 7				
3- 4	0- 0	0- 0	HOME	0- 0	0- 0	3- 4				
1- 6	0- 0	0- 1	AWAY	0- 2	0- 1	1- 2				
1- 1	0- 0	0- 0	NEUTRAL	0- 0	0- 0	1- 1				
4- 7	0- 0	0- 1	NON-CONFERENCE	0- 2	0- 1	4- 3				
2- 2	0- 0	0- 0	HOME	0- 0	0- 0	2- 2				
1- 4	0- 0	0- 1	AWAY	0- 2	0- 1	1- 0				
1- 1	0- 0	0- 0	NEUTRAL	0- 0	0- 0	1- 1				
1- 4	0- 0	0- 0	CONFERENCE	0- 0	0- 0	1- 4				
1- 2	0- 0	0- 0	HOME	0- 0	0- 0	1- 2				
0- 2	0- 0	0- 0	AWAY	0- 0	0- 0	0- 2				
0- 0	0- 0	0- 0	NEUTRAL	0- 0	0- 0	0- 0				

RPI 1-25				RPI 26-50				RPI 51-100				RPI 101+				Team's RPI: 311	
RPI	S	Opponent	Score	RPI	S	Opponent	Score	RPI	S	Opponent	Score	RPI	S	Opponent	Score		
				49	A	Kansas St.	46 61					113	A	Montana St.	56 59		
								68	A	Creighton	51 66	161	H	Denver	68 95		
								69	A	UNI	50 79	163	H	CSUN	52 64		
												164	H	Oral Roberts	56 71		
												172	H	Bradley	60 80		
												194	A	North Dakota	57 68		
												229	A	Western Ill.	70 78		
												260	N	Campbell	52 65		
												291	H	CSU Bakersfield	53 46		
												320	H	North Dakota St.	78 61		
												327	H	USC Upstate	96 69		
												332	A	Detroit Mercy	51 42		
												341	N	Florida A&M	57 50		
LAST 12 Division I GAMES:																	
				320	H	North Dakota St.	78 61					341	N	Florida A&M	57 50		
				164	H	Oral Roberts	56 71					229	A	Western Ill.	70 78		
				161	H	Denver	68 95					194	A	North Dakota	57 68		
				69	A	UNI	50 79					291	H	CSU Bakersfield	53 46		
				113	A	Montana St.	56 59					68	A	Creighton	51 66		
				172	H	Bradley	60 80					332	A	Detroit Mercy	51 42		

Non-Div I Games: Graceland (IA) 81 39

Omaha

Average RPI Win:	241	WON-LOST	WINNING	LAST 10	STRENGTH OF	OPP. STRENGTH	TEAM	ADJ.	CONF.	ADJ CONF.
Average RPI Loss:	82	RECORD	PCT. RANK	GAMES	SCHEDULE	OF SCHEDULE	RPI	RPI	RPI	RPI

DIV. I ONLY	8- 8	171	6-4	194	126	164	164	18	18
DIV. I NON-CONF.	5- 6	177	0- 0	102	78	112	112	16	16
TOTALS	RPI 1-25	RPI 26-50	W-L RECORDS	RPI 51-100	RPI 101-150	RPI 150+			
8- 8	0- 1	0- 1	OVERALL	0- 3	1- 2	7- 1			
3- 3	0- 0	0- 0	HOME	0- 0	0- 2	3- 1			
5- 5	0- 1	0- 1	AWAY	0- 3	1- 0	4- 0			
0- 0	0- 0	0- 0	NEUTRAL	0- 0	0- 0	0- 0			
5- 6	0- 1	0- 0	NON-CONFERENCE	0- 3	1- 2	4- 0			
2- 2	0- 0	0- 0	HOME	0- 0	0- 2	2- 0			
3- 4	0- 1	0- 0	AWAY	0- 3	1- 0	2- 0			
0- 0	0- 0	0- 0	NEUTRAL	0- 0	0- 0	0- 0			
3- 2	0- 0	0- 1	CONFERENCE	0- 0	0- 0	3- 1			
1- 1	0- 0	0- 0	HOME	0- 0	0- 0	1- 1			
2- 1	0- 0	0- 1	AWAY	0- 0	0- 0	2- 0			
0- 0	0- 0	0- 0	NEUTRAL	0- 0	0- 0	0- 0			

RPI S Opponent Score	RPI S Opponent Score	RPI S Opponent Score	RPI S Opponent Score
13 A Iowa 77 90	26 A South Dakota St. 55 68	55 A Kansas 58 70	117 H Tulsa 68 76
		57 A Arkansas 61 74	124 H UT Arlington 62 80
		73 A Oklahoma St. 69 89	146 A Texas St. 81 64
			177 H UMKC 75 64
			194 H North Dakota 67 75
			198 H Southern Utah 64 59
			228 A Sam Houston St. 73 62
			229 H Western Ill. 68 64
			304 A Houston Baptist 74 56
			311 A Omaha 71 56
			338 A Purdue Fort Wayne 72 61
LAST 12 Division I GAMES:			
194 H North Dakota 67 75	26 A South Dakota St. 55 68	338 A Purdue Fort Wayne 72 61	
311 A Omaha 71 56		229 H Western Ill. 68 64	
73 A Oklahoma St. 69 89		198 H Southern Utah 64 59	
304 A Houston Baptist 74 56		57 A Arkansas 61 74	
228 A Sam Houston St. 73 62		146 A Texas St. 81 64	
124 H UT Arlington 62 80			

Non-Div I Games: Harris-Stowe 74 46 Cent. Christian (KS) 47

Oral Roberts

Average RPI Win:	97	WON-LOST	WINNING	LAST 10	STRENGTH OF	OPP. STRENGTH	TEAM	ADJ.	CONF.	ADJ CONF.
Average RPI Loss:	31	RECORD	PCT. RANK	GAMES	SCHEDULE	OF SCHEDULE	RPI	RPI	RPI	RPI
DIV. I ONLY	14- 1	10	9-1	20	7	5	5	2	2	
DIV. I NON-CONF.	10- 1	19	0- 0	15	25	2	2	2	2	
-----										
TOTALS	RPI 1-25	RPI 26-50	W-L RECORDS	RPI 51-100	RPI 101-150	RPI 150+				
14- 1	2- 0	3- 1	OVERALL	3- 0	2- 0	4- 0				
8- 0	2- 0	1- 0	HOME	1- 0	2- 0	2- 0				
5- 1	0- 0	2- 1	AWAY	2- 0	0- 0	1- 0				
1- 0	0- 0	0- 0	NEUTRAL	0- 0	0- 0	1- 0				
10- 1	2- 0	2- 1	NON-CONFERENCE	1- 0	1- 0	4- 0				
6- 0	2- 0	1- 0	HOME	0- 0	1- 0	2- 0				
3- 1	0- 0	1- 1	AWAY	1- 0	0- 0	1- 0				
1- 0	0- 0	0- 0	NEUTRAL	0- 0	0- 0	1- 0				
4- 0	0- 0	1- 0	CONFERENCE	2- 0	1- 0	0- 0				
2- 0	0- 0	0- 0	HOME	1- 0	1- 0	0- 0				
2- 0	0- 0	1- 0	AWAY	1- 0	0- 0	0- 0				
0- 0	0- 0	0- 0	NEUTRAL	0- 0	0- 0	0- 0				

RPI	S	Opponent	Score	RPI	S	Opponent	Score	RPI	S	Opponent	Score	RPI	S	Opponent	Score
4	H	Syracuse	75 73	26	A	South Dakota St.	87 79	53	A	Saint Mary's (CA)	79 55	103	H	Washington	84 71
9	H	Mississippi St.	82 74	31	A	Michigan St.	82 88	58	A	Southern California	93 53	131	H	UC Irvine	115 69
				38	H	Buffalo	102 82	98	H	Washington St.	98 58	160	A	Utah St.	88 58
				40	A	UCLA	72 52					206	N	UC Riverside	94 44
												212	H	Long Beach St.	110 48
												225	H	Air Force	82 36
-----															
LAST 12 Division I GAMES:															
				103	H	Washington	84 71	40	A	UCLA	72 52				
				131	H	UC Irvine	115 69	58	A	Southern California	93 53				
				225	H	Air Force	82 36	98	H	Washington St.	98 58				
				9	H	Mississippi St.	82 74	212	H	Long Beach St.	110 48				
				26	A	South Dakota St.	87 79	53	A	Saint Mary's (CA)	79 55				
				31	A	Michigan St.	82 88	206	N	UC Riverside	94 44				

Non-Div I Games: Alas. Fairbanks 115 36

Oregon

Average RPI	Win: 147	WON-LOST	WINNING	LAST 10	STRENGTH OF	OPP. STRENGTH	TEAM	ADJ.	CONF.	ADJ CONF.
Average RPI	Loss: 19	RECORD	PCT. RANK	GAMES	SCHEDULE	OF SCHEDULE	RPI	RPI	RPI	RPI
DIV. I ONLY	14- 2	15	9-1	189	1	34	34	2	2	
DIV. I NON-CONF.	10- 2	37	0- 1	223	11	66	66	2	2	
-----										
TOTALS	RPI 1-25	RPI 26-50	W-L RECORDS	RPI 51-100	RPI 101-150	RPI 150+				
14- 2	1- 1	2- 1	OVERALL	3- 0	2- 0	6- 0				
9- 0	0- 0	1- 0	HOME	2- 0	1- 0	5- 0				
2- 0	0- 0	1- 0	AWAY	1- 0	0- 0	0- 0				
3- 2	1- 1	0- 1	NEUTRAL	0- 0	1- 0	1- 0				
10- 2	1- 1	1- 1	NON-CONFERENCE	1- 0	1- 0	6- 0				
7- 0	0- 0	1- 0	HOME	1- 0	0- 0	5- 0				
0- 0	0- 0	0- 0	AWAY	0- 0	0- 0	0- 0				
3- 2	1- 1	0- 1	NEUTRAL	0- 0	1- 0	1- 0				
4- 0	0- 0	1- 0	CONFERENCE	2- 0	1- 0	0- 0				
2- 0	0- 0	0- 0	HOME	1- 0	1- 0	0- 0				
2- 0	0- 0	1- 0	AWAY	1- 0	0- 0	0- 0				
0- 0	0- 0	0- 0	NEUTRAL	0- 0	0- 0	0- 0				

RPI 1-25				RPI 26-50				RPI 51-100				RPI 101+			
RPI	S	Opponent	Score	RPI	S	Opponent	Score	RPI	S	Opponent	Score	RPI	S	Opponent	Score
1	N	Notre Dame	81 91	37	N	Texas A&M	70 76	53	H	Saint Mary's (CA)	89 56	103	H	Washington	78 67
24	N	South Carolina	70 68	39	H	Duke	71 57	58	A	Southern California	76 52	104	N	Western Ky.	74 60
				40	A	UCLA	83 73	98	H	Washington St.	76 69	159	H	Santa Clara	82 31
												188	N	Eastern Wash.	93 45
												271	H	La Salle	100 46
												291	H	CSU Bakersfield	92 52
												292	H	Cal Poly	79 54
												344	H	Ark.-Pine Bluff	89 33
-----															
LAST 12 Division I GAMES:															
40	A	UCLA	83 73	1	N	Notre Dame	81 91	24	N	South Carolina	70 68	58	A	Southern California	76 52
103	H	Washington	78 67	98	H	Washington St.	76 69	188	N	Eastern Wash.	93 45	159	H	Santa Clara	82 31
291	H	CSU Bakersfield	92 52	39	H	Duke	71 57	271	H	La Salle	100 46				
37	N	Texas A&M	70 76												

Non-Div I Games:

Oregon St.



Average RPI Win:	239	WON-LOST	WINNING	LAST 10	STRENGTH OF	OPP. STRENGTH	TEAM	ADJ.	CONF.	ADJ CONF.
Average RPI Loss:	45	RECORD	PCT. RANK	GAMES	SCHEDULE	OF SCHEDULE	RPI	RPI	RPI	RPI
DIV. I ONLY	9- 3	51	8-2	213	102	85	85	11	11	
DIV. I NON-CONF.	8- 3	71	0- 1	226	120	95	95	12	12	
-----										
TOTALS	RPI 1-25	RPI 26-50	W-L RECORDS	RPI 51-100	RPI 101-150	RPI 150+				
9- 3	0- 1	0- 1	OVERALL	1- 1	0- 0	8- 0				
3- 1	0- 0	0- 1	HOME	0- 0	0- 0	3- 0				
6- 1	0- 1	0- 0	AWAY	1- 0	0- 0	5- 0				
0- 1	0- 0	0- 0	NEUTRAL	0- 1	0- 0	0- 0				
8- 3	0- 1	0- 1	NON-CONFERENCE	0- 1	0- 0	8- 0				
3- 1	0- 0	0- 1	HOME	0- 0	0- 0	3- 0				
5- 1	0- 1	0- 0	AWAY	0- 0	0- 0	5- 0				
0- 1	0- 0	0- 0	NEUTRAL	0- 1	0- 0	0- 0				
1- 0	0- 0	0- 0	CONFERENCE	1- 0	0- 0	0- 0				
0- 0	0- 0	0- 0	HOME	0- 0	0- 0	0- 0				
1- 0	0- 0	0- 0	AWAY	1- 0	0- 0	0- 0				
0- 0	0- 0	0- 0	NEUTRAL	0- 0	0- 0	0- 0				

RPI 1-25				RPI 26-50				RPI 51-100				RPI 101+			
RPI	S	Opponent	Score	RPI	S	Opponent	Score	RPI	S	Opponent	Score	RPI	S	Opponent	Score
1	A	Notre Dame	55 75	41	H	Villanova	50 58	87	A	Princeton	66 60	157	A	Drexel	55 39
								93	N	Maine	46 47	196	A	Navy	65 61
												251	A	Stetson	75 53
												271	H	La Salle	65 34
												282	H	Saint Joseph's	65 45
												286	A	Siena	58 51
												305	H	NJIT	85 42
												317	A	Iona	66 43
-----															
LAST 12 Division I GAMES:															
157	A	Drexel	55 39	41	H	Villanova	50 58	87	A	Princeton	66 60	251	A	Stetson	75 53
317	A	Iona	66 43					282	H	Saint Joseph's	65 45	1	A	Notre Dame	55 75
271	H	La Salle	65 34					286	A	Siena	58 51				
93	N	Maine	46 47												
196	A	Navy	65 61												
305	H	NJIT	85 42												

Non-Div I Games:

Penn

Average RPI Win: 157

Average RPI Loss: 53

WON-LOST  
RECORDWINNING  
PCT. RANKLAST 10  
GAMESSTRENGTH OF  
SCHEDULEOPP. STRENGTH  
OF SCHEDULETEAM  
RPIADJ.  
RPICONF.  
RPIADJ CONF.  
RPIDIV. I ONLY  
DIV. I NON-CONF.9- 7  
7- 4133  
1095-5  
0- 019  
6589  
10982  
10082  
1004  
54  
5

TOTALS

RPI 1-25

RPI 26-50

W-L RECORDS

RPI 51-100

RPI 101-150

RPI 150+

9- 7  
8- 4  
1- 3  
0- 00- 4  
0- 2  
0- 2  
0- 00- 1  
0- 0  
0- 1  
0- 0OVERALL  
HOME  
AWAY  
NEUTRAL1- 0  
1- 0  
0- 0  
0- 03- 2  
2- 2  
1- 0  
0- 05- 0  
5- 0  
0- 0  
0- 07- 4  
6- 3  
1- 1  
0- 00- 1  
0- 1  
0- 0  
0- 00- 1  
0- 0  
0- 1  
0- 0NON-CONFERENCE  
HOME  
AWAY  
NEUTRAL1- 0  
1- 0  
0- 0  
0- 02- 2  
1- 2  
1- 0  
0- 04- 0  
4- 0  
0- 0  
0- 02- 3  
2- 1  
0- 2  
0- 00- 3  
0- 1  
0- 2  
0- 00- 0  
0- 0  
0- 0  
0- 0CONFERENCE  
HOME  
AWAY  
NEUTRAL0- 0  
0- 0  
0- 0  
0- 01- 0  
1- 0  
0- 0  
0- 01- 0  
1- 0  
0- 0  
0- 0

RPI 1-25

RPI	S	Opponent	Score
17	A	Rutgers	61 74
19	A	Indiana	75 83
20	H	Maryland	61 77
22	H	California	58 75

RPI 26-50

RPI	S	Opponent	Score
27	A	Florida St.	58 87

RPI 51-100

Team's RPI: 82

RPI	S	Opponent	Score
87	H	Princeton	79 71

RPI 101+

RPI	S	Opponent	Score
111	H	Providence	74 72
132	A	Fordham	72 55
133	H	Stony Brook	70 81
135	H	Duquesne	58 64
147	H	Illinois	62 48
151	H	American	80 59
153	H	Wisconsin	71 64
194	H	North Dakota	75 68
219	H	Jacksonville	80 61
222	H	St. Bonaventure	80 65

LAST 12 Division I GAMES:

19	A	Indiana	75 83	147	H	Illinois	62 48
20	H	Maryland	61 77	17	A	Rutgers	61 74
151	H	American	80 59	153	H	Wisconsin	71 64
222	H	St. Bonaventure	80 65	27	A	Florida St.	58 87
135	H	Duquesne	58 64	133	H	Stony Brook	70 81
219	H	Jacksonville	80 61	194	H	North Dakota	75 68

Non-Div I Games:

Penn St.

■ Loss, 
 ■ Non-Conf, 
 ■ S Site, 
 ■ H Home 
 ■ A Away 
 N Neutral

Average RPI Win:	251	WON-LOST	WINNING	LAST 10	STRENGTH OF	OPP. STRENGTH	TEAM	ADJ.	CONF.	ADJ CONF.
Average RPI Loss:	108	RECORD	PCT. RANK	GAMES	SCHEDULE	OF SCHEDULE	RPI	RPI	RPI	RPI
DIV. I ONLY	10- 6	102	5-5	296	125	168	168	7	7	
DIV. I NON-CONF.	6- 4	125	0- 0	346	152	236	236	7	7	
-----										
TOTALS	RPI 1-25	RPI 26-50	W-L RECORDS	RPI 51-100	RPI 101-150	RPI 150+				
10- 6	0- 1	0- 1	OVERALL	0- 0	1- 3	9- 1				
4- 1	0- 1	0- 0	HOME	0- 0	1- 0	3- 0				
4- 4	0- 0	0- 1	AWAY	0- 0	0- 3	4- 0				
2- 1	0- 0	0- 0	NEUTRAL	0- 0	0- 0	2- 1				
6- 4	0- 0	0- 0	NON-CONFERENCE	0- 0	0- 3	6- 1				
1- 0	0- 0	0- 0	HOME	0- 0	0- 0	1- 0				
3- 3	0- 0	0- 0	AWAY	0- 0	0- 3	3- 0				
2- 1	0- 0	0- 0	NEUTRAL	0- 0	0- 0	2- 1				
4- 2	0- 1	0- 1	CONFERENCE	0- 0	1- 0	3- 0				
3- 1	0- 1	0- 0	HOME	0- 0	1- 0	2- 0				
1- 1	0- 0	0- 1	AWAY	0- 0	0- 0	1- 0				
0- 0	0- 0	0- 0	NEUTRAL	0- 0	0- 0	0- 0				

RPI 1-25				RPI 26-50				RPI 51-100				RPI 101+				Team's RPI: 168
RPI	S	Opponent	Score	RPI	S	Opponent	Score	RPI	S	Opponent	Score	RPI	S	Opponent	Score	
10	H	Gonzaga	54 79	28	A	BYU	58 83					106	A	Idaho St.	63 65	
												111	A	Providence	47 66	
												122	A	Colorado	65 80	
												143	H	Portland	82 68	
												159	H	Santa Clara	74 48	
												227	A	San Diego	74 55	
												243	N	Sacramento St.	113 97	
												247	H	San Francisco	69 50	
												262	A	Hawaii	65 64	
												271	N	La Salle	55 62	
												273	N	Northern Ky.	51 46	
												292	A	Cal Poly	70 63	
												329	H	Weber St.	68 47	
												336	A	Seattle U	78 64	
LAST 12 Division I GAMES:																
28	A	BYU	58 83	247	H	San Francisco	69 50									
10	H	Gonzaga	54 79	159	H	Santa Clara	74 48									
143	H	Portland	82 68	227	A	San Diego	74 55									
273	N	Northern Ky.	51 46	106	A	Idaho St.	63 65									
271	N	La Salle	55 62	329	H	Weber St.	68 47									
111	A	Providence	47 66	336	A	Seattle U	78 64									

Non-Div I Games:

Pepperdine



Average RPI Win:	165	WON-LOST	WINNING	LAST 10	STRENGTH OF	OPP. STRENGTH	TEAM	ADJ.	CONF.	ADJ CONF.
Average RPI Loss:	73	RECORD	PCT. RANK	GAMES	SCHEDULE	OF SCHEDULE	RPI	RPI	RPI	RPI
DIV. I ONLY	9- 8	163	6-4	27	54	80	80	1	1	
DIV. I NON-CONF.	9- 5	105	0- 0	90	106	90	90	1	1	
-----										
TOTALS	RPI 1-25	RPI 26-50	W-L RECORDS	RPI 51-100	RPI 101-150	RPI 150+				
9- 8	0- 3	0- 0	OVERALL	2- 2	3- 2	4- 1				
5- 4	0- 1	0- 0	HOME	0- 1	2- 2	3- 0				
2- 3	0- 2	0- 0	AWAY	1- 1	1- 0	0- 0				
2- 1	0- 0	0- 0	NEUTRAL	1- 0	0- 0	1- 1				
9- 5	0- 1	0- 0	NON-CONFERENCE	2- 1	3- 2	4- 1				
5- 3	0- 1	0- 0	HOME	0- 0	2- 2	3- 0				
2- 1	0- 0	0- 0	AWAY	1- 1	1- 0	0- 0				
2- 1	0- 0	0- 0	NEUTRAL	1- 0	0- 0	1- 1				
0- 3	0- 2	0- 0	CONFERENCE	0- 1	0- 0	0- 0				
0- 1	0- 0	0- 0	HOME	0- 1	0- 0	0- 0				
0- 2	0- 2	0- 0	AWAY	0- 0	0- 0	0- 0				
0- 0	0- 0	0- 0	NEUTRAL	0- 0	0- 0	0- 0				

RPI 1-25				RPI 26-50				RPI 51-100 Team's RPI: 80				RPI 101+			
RPI	S	Opponent	Score	RPI	S	Opponent	Score	RPI	S	Opponent	Score	RPI	S	Opponent	Score
1	A	Notre Dame	44 100					57	N	Arkansas	61 54	108	H	West Virginia	43 77
8	A	NC State	34 63					71	A	Northwestern	52 49	126	H	Youngstown St.	55 64
18	H	UCF	58 61					79	H	Boston College	55 59	129	H	Cincinnati	65 48
								92	A	Georgetown	41 70	132	H	Fordham	65 62
												135	A	Duquesne	66 58
												153	N	Wisconsin	42 57
												156	H	UNCW	60 56
												223	H	Saint Francis (PA)	78 75
												279	H	New Orleans	90 38
												307	N	Tennessee St.	78 56
-----															
LAST 12 Division I GAMES:															
135	A	Duquesne	66 58	79	H	Boston College	55 59								
223	H	Saint Francis (PA)	78 75	8	A	NC State	34 63								
156	H	UNCW	60 56	1	A	Notre Dame	44 100								
108	H	West Virginia	43 77	307	N	Tennessee St.	78 56								
132	H	Fordham	65 62	57	N	Arkansas	61 54								
71	A	Northwestern	52 49	153	N	Wisconsin	42 57								

Non-Div I Games:

Pittsburgh

Average RPI Win:	240	WON-LOST	WINNING	LAST 10	STRENGTH OF	OPP. STRENGTH	TEAM	ADJ.	CONF.	ADJ CONF.
Average RPI Loss:	96	RECORD	PCT. RANK	GAMES	SCHEDULE	OF SCHEDULE	RPI	RPI	RPI	RPI

DIV. I ONLY	6- 8	210	3-7	53	226	143	143	7	7
DIV. I NON-CONF.	6- 3	91	0- 0	106	322	85	85	7	7
TOTALS	RPI 1-25	RPI 26-50	W-L RECORDS	RPI 51-100	RPI 101-150	RPI 150+			
6- 8	0- 1	0- 0	OVERALL	0- 3	0- 3	6- 1			
3- 3	0- 0	0- 0	HOME	0- 2	0- 1	3- 0			
3- 4	0- 1	0- 0	AWAY	0- 0	0- 2	3- 1			
0- 1	0- 0	0- 0	NEUTRAL	0- 1	0- 0	0- 0			
6- 3	0- 0	0- 0	NON-CONFERENCE	0- 1	0- 2	6- 0			
3- 1	0- 0	0- 0	HOME	0- 0	0- 1	3- 0			
3- 1	0- 0	0- 0	AWAY	0- 0	0- 1	3- 0			
0- 1	0- 0	0- 0	NEUTRAL	0- 1	0- 0	0- 0			
0- 5	0- 1	0- 0	CONFERENCE	0- 2	0- 1	0- 1			
0- 2	0- 0	0- 0	HOME	0- 2	0- 0	0- 0			
0- 3	0- 1	0- 0	AWAY	0- 0	0- 1	0- 1			
0- 0	0- 0	0- 0	NEUTRAL	0- 0	0- 0	0- 0			

RPI 1-25	RPI 26-50	RPI 51-100	RPI 101+	Team's RPI: 143
RPI S Opponent Score	RPI S Opponent Score	RPI S Opponent Score	RPI S Opponent Score	
10 A Gonzaga 71 97		53 H Saint Mary's (CA) 91 98	128 A Loyola Marymount 58 76	
		59 N Arizona 70 92	131 H UC Irvine 69 84	
		74 H Pacific 66 76	144 A Portland St. 79 92	
			160 H Utah St. 61 54	
			168 A Pepperdine 68 82	
			207 H Cal St. Fullerton 83 74	
			225 H Air Force 79 60	
			258 A Utah Valley 65 60	
			262 A Hawaii 72 65	
			329 A Weber St. 89 73	
LAST 12 Division I GAMES:				
128 A Loyola Marymount 58 76	10 A Gonzaga 71 97			
168 A Pepperdine 68 82	53 H Saint Mary's (CA) 91 98			
225 H Air Force 79 60	74 H Pacific 66 76			
131 H UC Irvine 69 84	207 H Cal St. Fullerton 83 74			
144 A Portland St. 79 92	59 N Arizona 70 92			
160 H Utah St. 61 54	262 A Hawaii 72 65			

Non-Div I Games: Warner Pacific 98 63 Willamette 82 27

Portland

Average RPI Win: 236		WON-LOST RECORD	WINNING PCT. RANK	LAST 10 GAMES	STRENGTH OF SCHEDULE	OPP. STRENGTH OF SCHEDULE	TEAM RPI	ADJ. RPI	CONF. RPI	ADJ. CONF. RPI
Average RPI Loss: 106										
DIV. I ONLY		10- 2	23	8-2	318	196	144	144	14	14
DIV. I NON-CONF.		7- 1	32	0- 0	340	216	175	175	11	11
TOTALS		RPI 1-25	RPI 26-50	W-L RECORDS	RPI 51-100	RPI 101-150	RPI 150+			
10- 2	0- 0		0- 0	OVERALL	0- 1	3- 1	7- 0			
7- 1	0- 0		0- 0	HOME	0- 0	3- 1	4- 0			
3- 1	0- 0		0- 0	AWAY	0- 1	0- 0	3- 0			
0- 0	0- 0		0- 0	NEUTRAL	0- 0	0- 0	0- 0			
7- 1	0- 0		0- 0	NON-CONFERENCE	0- 0	2- 1	5- 0			
5- 1	0- 0		0- 0	HOME	0- 0	2- 1	3- 0			
2- 0	0- 0		0- 0	AWAY	0- 0	0- 0	2- 0			
0- 0	0- 0		0- 0	NEUTRAL	0- 0	0- 0	0- 0			
3- 1	0- 0		0- 0	CONFERENCE	0- 1	1- 0	2- 0			
2- 0	0- 0		0- 0	HOME	0- 0	1- 0	1- 0			
1- 1	0- 0		0- 0	AWAY	0- 1	0- 0	1- 0			
0- 0	0- 0		0- 0	NEUTRAL	0- 0	0- 0	0- 0			

RPI 1-25				RPI 26-50				RPI 51-100				RPI 101+				Team's RPI: 144	
RPI	S	Opponent	Score	RPI	S	Opponent	Score	RPI	S	Opponent	Score	RPI	S	Opponent	Score		
								81	A	Northern Colo.	63 79	113	H	Montana St.	55 53		
												131	H	UC Irvine	68 73		
												137	H	UC Davis	65 50		
												143	H	Portland	92 79		
												152	H	Montana	78 60		
												232	H	UNLV	58 49		
												274	A	UTEP	89 61		
												308	H	San Jose St.	80 51		
												329	A	Weber St.	77 59		
												334	A	Grand Canyon	60 55		
												336	H	Seattle U	68 43		
LAST 12 Division I GAMES:																	
								81	A	Northern Colo.	63 79	329	A	Weber St.	77 59		
								131	H	UC Irvine	68 73	152	H	Montana	78 60		
								232	H	UNLV	58 49	113	H	Montana St.	55 53		
								334	A	Grand Canyon	60 55	336	H	Seattle U	68 43		
								274	A	UTEP	89 61	137	H	UC Davis	65 50		
								143	H	Portland	92 79	308	H	San Jose St.	80 51		

Non-Div I Games:	Warner Pacific	102	49
------------------	----------------	-----	----

Portland St.

Loss, Non-Conf, S Site, H Home A Away N Neutral

Average RPI Win:	265	WON-LOST	WINNING	LAST 10	STRENGTH OF	OPP. STRENGTH	TEAM	ADJ.	CONF.	ADJ CONF.
Average RPI Loss:	110	RECORD	PCT. RANK	GAMES	SCHEDULE	OF SCHEDULE	RPI	RPI	RPI	RPI
DIV. I ONLY	3- 8	281	3-7	131	183	191	191	29	29	
DIV. I NON-CONF.	1- 7	319	0- 0	17	139	189	189	26	26	
-----										
TOTALS	RPI 1-25	RPI 26-50	W-L RECORDS	RPI 51-100	RPI 101-150	RPI 150+				
3- 8	0- 1	0- 1	OVERALL	0- 2	0- 2	3- 2				
0- 2	0- 0	0- 0	HOME	0- 0	0- 1	0- 1				
2- 6	0- 1	0- 1	AWAY	0- 2	0- 1	2- 1				
1- 0	0- 0	0- 0	NEUTRAL	0- 0	0- 0	1- 0				
1- 7	0- 1	0- 1	NON-CONFERENCE	0- 2	0- 2	1- 1				
0- 1	0- 0	0- 0	HOME	0- 0	0- 1	0- 0				
0- 6	0- 1	0- 1	AWAY	0- 2	0- 1	0- 1				
1- 0	0- 0	0- 0	NEUTRAL	0- 0	0- 0	1- 0				
2- 1	0- 0	0- 0	CONFERENCE	0- 0	0- 0	2- 1				
0- 1	0- 0	0- 0	HOME	0- 0	0- 0	0- 1				
2- 0	0- 0	0- 0	AWAY	0- 0	0- 0	2- 0				
0- 0	0- 0	0- 0	NEUTRAL	0- 0	0- 0	0- 0				

RPI 1-25				RPI 26-50				RPI 51-100				RPI 101+				Team's RPI: 191
RPI	S	Opponent	Score	RPI	S	Opponent	Score	RPI	S	Opponent	Score	RPI	S	Opponent	Score	
11	A	Iowa St.	46 94	37	A	Texas A&M	57 70	57	A	Arkansas	44 71	114	H	Ri ce	58 68	
								73	A	Okl ahoma St.	50 70	122	A	Col orado	38 79	
												169	A	Southern U.	55 54	
												226	H	Texas Southern	44 52	
												236	A	UTRGV	50 57	
												275	N	A&M-Corpus Christi	67 59	
												351	A	Al corn	82 61	
LAST 12 Division I GAMES:																
				37	A	Texas A&M	57 70	226	H	Texas Southern	44 52					
				11	A	Iowa St.	46 94	351	A	Al corn	82 61					
				57	A	Arkansas	44 71	169	A	Southern U.	55 54					
				122	A	Col orado	38 79	236	A	UTRGV	50 57					
				114	H	Ri ce	58 68	73	A	Okl ahoma St.	50 70					
				275	N	A&M-Corpus Christi	67 59									

Non-Div I Games: Jarvis Christian 117 32 Arlington Baptist 105 31

Prairie View

Average RPI Win:	307	WON-LOST	WINNING	LAST 10	STRENGTH OF	OPP. STRENGTH	TEAM	ADJ.	CONF.	ADJ CONF.
Average RPI Loss:	187	RECORD	PCT. RANK	GAMES	SCHEDULE	OF SCHEDULE	RPI	RPI	RPI	RPI
DIV. I ONLY	4- 12	293	3-7	289	321	319	319	28	28	
DIV. I NON-CONF.	2- 9	297	0- 0	260	276	317	317	29	29	
-----										
TOTALS	RPI 1-25	RPI 26-50	W-L RECORDS	RPI 51-100	RPI 101-150	RPI 150+				
4- 12	0- 0	0- 1	OVERALL	0- 1	0- 1	4- 9				
3- 3	0- 0	0- 0	HOME	0- 0	0- 0	3- 3				
1- 9	0- 0	0- 1	AWAY	0- 1	0- 1	1- 6				
0- 0	0- 0	0- 0	NEUTRAL	0- 0	0- 0	0- 0				
2- 9	0- 0	0- 1	NON-CONFERENCE	0- 1	0- 1	2- 6				
1- 2	0- 0	0- 0	HOME	0- 0	0- 0	1- 2				
1- 7	0- 0	0- 1	AWAY	0- 1	0- 1	1- 4				
0- 0	0- 0	0- 0	NEUTRAL	0- 0	0- 0	0- 0				
2- 3	0- 0	0- 0	CONFERENCE	0- 0	0- 0	2- 3				
2- 1	0- 0	0- 0	HOME	0- 0	0- 0	2- 1				
0- 2	0- 0	0- 0	AWAY	0- 0	0- 0	0- 2				
0- 0	0- 0	0- 0	NEUTRAL	0- 0	0- 0	0- 0				

RPI 1-25				RPI 26-50				RPI 51-100				RPI 101+ Team's RPI: 319			
RPI	S	Opponent	Score	RPI	S	Opponent	Score	RPI	S	Opponent	Score	RPI	S	Opponent	Score
				30	A	Tennessee	49 97	89	A	Georgi a	59 83	130	A	Davi dson	56 83
												154	A	Hi gh Point	40 79
												156	A	UNCW	48 63
												174	A	Vanderbi l t	43 78
												210	H	Gardner-Webb	58 66
												213	A	Samford	54 75
												238	A	Furman	68 76
												248	H	Wofford	61 50
												260	A	Campbel l	46 51
												284	H	Ga. Southern	68 69
												306	A	Col. of Charleston	71 65
												309	H	South Carolina St.	48 57
												327	H	USC Upstate	70 54
												347	H	Longwood	81 66
-----															
LAST 12 Division I GAMES:															
				260	A	Campbel l	46 51	210	H	Gardner-Webb	58 66				
				238	A	Furman	68 76	327	H	USC Upstate	70 54				
				89	A	Georgi a	59 83	154	A	Hi gh Point	40 79				
				306	A	Col. of Charleston	71 65	347	H	Longwood	81 66				
				130	A	Davi dson	56 83	213	A	Samford	54 75				
				284	H	Ga. Southern	68 69	174	A	Vanderbi l t	43 78				

Non-Div I Games:

Presbyterian

Princeton											
Average RPI Win:		182		WON-LOST		WINNING		LAST 10		STRENGTH OF	
Average RPI Loss:		71		RECORD		PCT. RANK		GAMES		SCHEDULE	
DIV. I ONLY		8- 8		171		7-3		49		83	
DIV. I NON-CONF.		8- 7		160		0- 0		63		64	
TOTALS		RPI 1-25		RPI 26-50		W-L RECORDS		RPI 51-100		RPI 101-150	
8- 8		0- 1		0- 3		OVERALL		2- 3		2- 0	
3- 2		0- 0		0- 0		HOME		1- 2		2- 0	
5- 3		0- 0		0- 1		AWAY		1- 1		0- 0	
0- 3		0- 1		0- 2		NEUTRAL		0- 0		0- 0	
8- 7		0- 1		0- 3		NON-CONFERENCE		2- 2		2- 0	
3- 1		0- 0		0- 0		HOME		1- 1		2- 0	
5- 3		0- 0		0- 1		AWAY		1- 1		0- 0	
0- 3		0- 1		0- 2		NEUTRAL		0- 0		0- 0	
0- 1		0- 0		0- 0		CONFERENCE		0- 1		0- 0	
0- 1		0- 0		0- 0		HOME		0- 1		0- 0	
0- 0		0- 0		0- 0		AWAY		0- 0		0- 0	
0- 0		0- 0		0- 0		NEUTRAL		0- 0		0- 0	

RPI 1-25				RPI 26-50				RPI 51-100				Team's RPI: 87				RPI 101+			
RPI	S	Opponent	Score	RPI	S	Opponent	Score	RPI	S	Opponent	Score	RPI	S	Opponent	Score	RPI	S	Opponent	Score
4	N	Syracuse	61 92	33	N	DePaul	67 82	75	H	Qui nni pi ac	54 42	120	H	Marist	60 57				
				41	A	Villanova	46 67	82	A	Penn St.	71 79	130	H	Dav idson	65 57				
				49	N	Kansas St.	61 80	85	H	Penn	60 66	182	A	George Washington	49 64				
								88	H	Seton Hall	66 70	204	A	Ri der	89 65				
								95	A	Hartford	75 38	239	A	Monmouth	79 47				
												281	A	St. Francis Brooklyn	83 64				
												315	A	New Hampshire	90 42				
LAST 12 Division I GAMES:																			
				120	H	Marist	60 57	85	H	Penn	60 66								
				239	A	Monmouth	79 47	315	A	New Hampshire	90 42								
				75	H	Qui nni pi ac	54 42	95	A	Hartford	75 38								
				130	H	Dav idson	65 57	281	A	St. Francis Brooklyn	83 64								
				41	A	Villanova	46 67	4	N	Syracuse	61 92								
				49	N	Kansas St.	61 80	33	N	DePaul	67 82								

Non-Div I Games:

Princeton

Average RPI Win:	185	WON-LOST	WINNING	LAST 10	STRENGTH OF	OPP. STRENGTH	TEAM	ADJ.	CONF.	ADJ CONF.
Average RPI Loss:	74	RECORD	PCT. RANK	GAMES	SCHEDULE	OF SCHEDULE	RPI	RPI	RPI	RPI
DIV. I ONLY	10- 8	142	5-5	88	71	111	111	5	5	
DIV. I NON-CONF.	8- 4	91	1- 0	164	169	116	116	4	4	
-----										
TOTALS	RPI 1-25	RPI 26-50	W-L RECORDS	RPI 51-100	RPI 101-150	RPI 150+				
10- 8	0- 1	1- 2	OVERALL	2- 4	1- 0	6- 1				
6- 3	0- 0	1- 1	HOME	0- 2	1- 0	4- 0				
3- 5	0- 1	0- 1	AWAY	2- 2	0- 0	1- 1				
1- 0	0- 0	0- 0	NEUTRAL	0- 0	0- 0	1- 0				
8- 4	0- 0	0- 1	NON-CONFERENCE	1- 2	1- 0	6- 1				
5- 2	0- 0	0- 1	HOME	0- 1	1- 0	4- 0				
2- 2	0- 0	0- 0	AWAY	1- 1	0- 0	1- 1				
1- 0	0- 0	0- 0	NEUTRAL	0- 0	0- 0	1- 0				
2- 4	0- 1	1- 1	CONFERENCE	1- 2	0- 0	0- 0				
1- 1	0- 0	1- 0	HOME	0- 1	0- 0	0- 0				
1- 3	0- 1	0- 1	AWAY	1- 1	0- 0	0- 0				
0- 0	0- 0	0- 0	NEUTRAL	0- 0	0- 0	0- 0				

RPI	S	Opponent	Score	RPI	S	Opponent	Score	RPI	S	Opponent	Score	RPI	S	Opponent	Score	Team's RPI: 111
12	A	Marquette	46 85	33	A	DePaul	62 88	75	H	Qui nni pi ac	44 48	109	H	Yale	59 42	
				36	H	Northeastern	59 65	79	A	Boston Col lege	61 57	168	H	Pepperdi ne	66 47	
				41	H	Vi llanova	67 61	82	A	Penn St.	72 74	176	A	Rhode Island	65 72	
								88	A	Seton Hall	73 79	244	H	Sacred Heart	62 52	
								92	H	Georgetown	52 68	271	H	La Salle	77 47	
								100	A	St. John's (NY)	67 66	273	H	Northern Ky.	48 43	
												280	N	Bryant	72 64	
												289	A	UMass Lowell	71 47	
-----																
LAST 12 Division I GAMES:																
				92	H	Georgetown	52 68	280	N	Bryant	72 64					
				33	A	DePaul	62 88	88	A	Seton Hall	73 79					
				12	A	Marquette	46 85	100	A	St. John's (NY)	67 66					
				271	H	La Salle	77 47	41	H	Vi llanova	67 61					
				273	H	Northern Ky.	48 43	36	H	Northeastern	59 65					
				168	H	Pepperdi ne	66 47	289	A	UMass Lowell	71 47					

Non-Div I Games:

Providence

Average RPI Win: **156**  
 Average RPI Loss: **58**

WON-LOST  
RECORD

WINNING  
PCT. RANK

LAST 10  
GAMES

STRENGTH OF  
SCHEDULE

OPP. STRENGTH  
OF SCHEDULE

TEAM  
RPI

ADJ.  
RPI

CONF.  
RPI

ADJ CONF.  
RPI

DIV. I ONLY	13- 6	82	7-3	43	59	45	45	4	4
DIV. I NON-CONF.	9- 4	85	0- 0	83	130	76	76	5	5
-----									
TOTALS	RPI 1-25	RPI 26-50	W-L RECORDS	RPI 51-100	RPI 101-150	RPI 150+			
13- 6	1- 3	1- 1	OVERALL	3- 1	1- 0	7- 1			
10- 1	1- 1	1- 0	HOME	2- 0	1- 0	5- 0			
2- 3	0- 1	0- 1	AWAY	1- 0	0- 0	1- 1			
1- 2	0- 1	0- 0	NEUTRAL	0- 1	0- 0	1- 0			
9- 4	0- 2	1- 1	NON-CONFERENCE	1- 1	0- 0	7- 0			
7- 1	0- 1	1- 0	HOME	1- 0	0- 0	5- 0			
1- 1	0- 0	0- 1	AWAY	0- 0	0- 0	1- 0			
1- 2	0- 1	0- 0	NEUTRAL	0- 1	0- 0	1- 0			
4- 2	1- 1	0- 0	CONFERENCE	2- 0	1- 0	0- 1			
3- 0	1- 0	0- 0	HOME	1- 0	1- 0	0- 0			
1- 2	0- 1	0- 0	AWAY	1- 0	0- 0	0- 1			
0- 0	0- 0	0- 0	NEUTRAL	0- 0	0- 0	0- 0			

RPI	S	Opponent	Score
7	N	UConn	40 <b>86</b>
13	H	Iowa	62 57
17	A	Rutgers	63 <b>65</b>
24	H	South Carolina	73 <b>82</b>

RPI	S	Opponent	Score
46	A	Ohio	73 <b>80</b>
48	H	Miami (FL)	74 63

Team's RPI: 45

RPI	S	Opponent	Score
66	H	Michigan	71 70
70	H	Harvard	66 65
71	A	Northwestern	57 54
100	N	St. John's (NY)	62 <b>68</b>

RPI	S	Opponent	Score
112	H	Ohio St.	60 42
153	A	Wisconsin	69 <b>76</b>
172	H	Bradley	74 61
189	A	Ball St.	80 38
190	N	Ole Miss	70 59
229	H	Western Ill.	81 60
242	H	Loyola Chicago	65 41
290	H	Albany (NY)	53 41
338	H	Purdue Fort Wayne	78 44

LAST 12 Division I GAMES:

153	A	Wisconsin	69 <b>76</b>	17	A	Rutgers	63 <b>65</b>
112	H	Ohio St.	60 42	71	A	Northwestern	57 54
172	H	Bradley	74 61	13	H	Iowa	62 57
290	H	Albany (NY)	53 41	66	H	Michigan	71 70
24	H	South Carolina	73 <b>82</b>	46	A	Ohio	73 <b>80</b>
242	H	Loyola Chicago	65 41	48	H	Miami (FL)	74 63

Purdue

Purdue

Non-Div I Games:

Purdue

**Loss**, **Non-Conf**, **S Site**, **H Home** **A Away** **N Neutral**



Average RPI Win:	345	WON-LOST	WINNING	LAST 10	STRENGTH OF	OPP. STRENGTH	TEAM	ADJ.	CONF.	ADJ CONF.
Average RPI Loss:	185	RECORD	PCT. RANK	GAMES	SCHEDULE	OF SCHEDULE	RPI	RPI	RPI	RPI

DIV. I ONLY	1- 13	338	1-9	279	273	338	338	18	18
DIV. I NON-CONF.	1- 8	322	0- 0	321	320	344	344	16	16
-----									
TOTALS	RPI 1-25	RPI 26-50	W-L RECORDS	RPI 51-100	RPI 101-150	RPI 150+			
1- 13	0- 1	0- 2	OVERALL	0- 0	0- 0	1- 10			
0- 5	0- 0	0- 1	HOME	0- 0	0- 0	0- 4			
1- 8	0- 1	0- 1	AWAY	0- 0	0- 0	1- 6			
0- 0	0- 0	0- 0	NEUTRAL	0- 0	0- 0	0- 0			
1- 8	0- 0	0- 1	NON-CONFERENCE	0- 0	0- 0	1- 7			
0- 3	0- 0	0- 0	HOME	0- 0	0- 0	0- 3			
1- 5	0- 0	0- 1	AWAY	0- 0	0- 0	1- 4			
0- 0	0- 0	0- 0	NEUTRAL	0- 0	0- 0	0- 0			
0- 5	0- 1	0- 1	CONFERENCE	0- 0	0- 0	0- 3			
0- 2	0- 0	0- 1	HOME	0- 0	0- 0	0- 1			
0- 3	0- 1	0- 0	AWAY	0- 0	0- 0	0- 2			
0- 0	0- 0	0- 0	NEUTRAL	0- 0	0- 0	0- 0			

RPI 1-25	RPI 26-50	RPI 51-100	RPI 101+	Team's RPI: 338
RPI S Opponent Score	RPI S Opponent Score	RPI S Opponent Score	RPI S Opponent Score	
23 A South Dakota 51 69	26 H South Dakota St. 52 85		164 H Oral Roberts 61 72	
	45 A Purdue 44 78		184 A Milwaukee 48 70	
			186 H Eastern Mi ch. 72 87	
			194 A North Dakota 60 79	
			209 H SIUE 49 57	
			215 A Eastern Ill. 63 72	
			242 A Loyol a Chi cago 67 81	
			297 A Western Mi ch. 61 69	
			301 H Valparaiso 64 68	
			320 A North Dakota St. 54 70	
			345 A Evansville 72 66	
LAST 12 Division I GAMES:				
320 A North Dakota St. 54 70	23 A South Dakota 51 69			
301 H Valparaiso 64 68	164 H Oral Roberts 61 72			
186 H Eastern Mi ch. 72 87	26 H South Dakota St. 52 85			
184 A Milwaukee 48 70	194 A North Dakota 60 79			
242 A Loyol a Chi cago 67 81	345 A Evansville 72 66			
209 H SIUE 49 57	45 A Purdue 44 78			

Non-Div I Games: Taylor (IN) 84 74 Goshen 86 45 Ind. -Kokomo 87 50

Average RPI	Win: 197	WON-LOST RECORD	WINNING PCT. RANK	LAST 10 GAMES	STRENGTH OF SCHEDULE	OPP. STRENGTH OF SCHEDULE	TEAM RPI	ADJ. RPI	CONF. RPI	ADJ CONF. RPI
Average RPI	Loss: 40									
DIV. I ONLY	9- 6	114	7-3	63	86	75	75	27	27	
DIV. I NON-CONF.	5- 6	177	1- 0	26	23	69	69	28	28	
-----										
TOTALS	RPI 1-25	RPI 26-50	W-L RECORDS	RPI 51-100	RPI 101-150	RPI 150+				
9- 6	0- 3	0- 1	OVERALL	1- 2	2- 0	6- 0				
4- 2	0- 2	0- 0	HOME	0- 0	0- 0	4- 0				
4- 2	0- 0	0- 0	AWAY	1- 2	2- 0	1- 0				
1- 2	0- 1	0- 1	NEUTRAL	0- 0	0- 0	1- 0				
5- 6	0- 3	0- 1	NON-CONFERENCE	1- 2	1- 0	3- 0				
1- 2	0- 2	0- 0	HOME	0- 0	0- 0	1- 0				
3- 2	0- 0	0- 0	AWAY	1- 2	1- 0	1- 0				
1- 2	0- 1	0- 1	NEUTRAL	0- 0	0- 0	1- 0				
4- 0	0- 0	0- 0	CONFERENCE	0- 0	1- 0	3- 0				
3- 0	0- 0	0- 0	HOME	0- 0	0- 0	3- 0				
1- 0	0- 0	0- 0	AWAY	0- 0	1- 0	0- 0				
0- 0	0- 0	0- 0	NEUTRAL	0- 0	0- 0	0- 0				

RPI 1-25				RPI 26-50				RPI 51-100 Team's RPI: 75				RPI 101+			
RPI	S	Opponent	Score	RPI	S	Opponent	Score	RPI	S	Opponent	Score	RPI	S	Opponent	Score
18	H	UCF	45 47	35	N	Missouri	51 65	56	A	Bucknell	58 75	111	A	Providence	48 44
21	H	Central Mich.	52 67					70	A	Harvard	72 67	120	A	Marist	76 69
25	N	Texas	55 56					87	A	Princeton	42 54	157	A	Drexel	56 52
												189	N	Ball St.	69 66
												239	H	Monmouth	67 38
												285	H	Richmond	65 48
												298	H	Fairfield	81 36
												300	H	Saint Peter's	90 45
-----															
LAST 12 Division I GAMES:															
300	H	Saint Peter's	90 45	189	N	Ball St.	69 66	35	N	Missouri	51 65				
298	H	Fairfield	81 36	239	H	Monmouth	67 38	120	A	Marist	76 69				
18	H	UCF	45 47	70	A	Harvard	72 67	87	A	Princeton	42 54				
285	H	Richmond	65 48	25	N	Texas	55 56								
87	A	Princeton	42 54												
21	H	Central Mich.	52 67												

Non-Div I Games:

Qui nni pi ac

Average RPI Win: 227

Average RPI Loss: 136

WON-LOST  
RECORDWINNING  
PCT. RANKLAST 10  
GAMESSTRENGTH OF  
SCHEDULEOPP. STRENGTH  
OF SCHEDULETEAM  
RPIADJ.  
RPICONF.  
RPIADJ CONF.  
RPIDIV. I ONLY  
DIV. I NON-CONF.9- 6  
5- 5114  
1627-3  
0- 0196  
139236  
174149  
142149  
14228  
2928  
29

TOTALS

RPI 1-25

RPI 26-50

W-L RECORDS

RPI 51-100

RPI 101-150

RPI 150+

9- 6 0- 1  
5- 1 0- 0  
3- 4 0- 1  
1- 1 0- 00- 0  
0- 0  
0- 0  
0- 0OVERALL  
HOME  
AWAY  
NEUTRAL0- 2  
0- 0  
0- 1  
0- 12- 0  
0- 0  
2- 0  
0- 07- 3  
5- 1  
1- 2  
1- 05- 5 0- 1  
2- 1 0- 0  
2- 3 0- 1  
1- 1 0- 00- 0  
0- 0  
0- 0  
0- 0NON-CONFERENCE  
HOME  
AWAY  
NEUTRAL0- 2  
0- 0  
0- 1  
0- 12- 0  
0- 0  
2- 0  
0- 03- 2  
2- 1  
0- 1  
1- 04- 1 0- 0  
3- 0 0- 0  
1- 1 0- 0  
0- 0 0- 00- 0  
0- 0  
0- 0  
0- 0CONFERENCE  
HOME  
AWAY  
NEUTRAL0- 0  
0- 0  
0- 0  
0- 00- 0  
0- 0  
0- 0  
0- 04- 1  
3- 0  
1- 1  
0- 0

RPI 1-25

RPI S Opponent Score  
8 A NC State 58 75

RPI 26-50

RPI S Opponent Score

RPI 51-100

RPI S Opponent Score  
78 A Virginia Tech 44 55  
96 N Nebraska 39 77

RPI 101+

Team's RPI: 149

RPI S Opponent Score  
116 A Virginia 57 44  
140 A VCU 54 49  
154 H High Point 80 58  
181 H Morehead St. 72 79  
200 H UNC Asheville 60 46  
216 A Hampton 54 68  
234 A Mt. St. Mary's 77 89  
254 N Temple 56 50  
257 H ETSU 79 64  
276 H Winthrop 70 49  
309 H South Carolina St. 61 31  
340 A Charleston So. 67 41

LAST 12 Division I GAMES:

200 H UNC Asheville 60 46 340 A Charleston So. 67 41  
234 A Mt. St. Mary's 77 89 276 H Winthrop 70 49  
140 A VCU 54 49 216 A Hampton 54 68  
181 H Morehead St. 72 79 154 H High Point 80 58  
116 A Virginia 57 44 96 N Nebraska 39 77  
78 A Virginia Tech 44 55 254 N Temple 56 50

Non-Div I Games:

Shepherd

60 46

Radford

Average RPI Win:	230	WON-LOST	WINNING	LAST 10	STRENGTH OF	OPP. STRENGTH	TEAM	ADJ.	CONF.	ADJ CONF.
Average RPI Loss:	109	RECORD	PCT. RANK	GAMES	SCHEDULE	OF SCHEDULE	RPI	RPI	RPI	RPI
DIV. I ONLY	7- 9	203	3-7	137	161	176	176	17	17	
DIV. I NON-CONF.	5- 7	206	1- 0	64	184	149	149	17	17	
-----										
TOTALS	RPI 1-25	RPI 26-50	W-L RECORDS	RPI 51-100	RPI 101-150	RPI 150+				
7- 9	0- 0	0- 2	OVERALL	0- 3	1- 2	6- 2				
3- 5	0- 0	0- 0	HOME	0- 3	1- 1	2- 1				
4- 4	0- 0	0- 2	AWAY	0- 0	0- 1	4- 1				
0- 0	0- 0	0- 0	NEUTRAL	0- 0	0- 0	0- 0				
5- 7	0- 0	0- 2	NON-CONFERENCE	0- 3	1- 1	4- 1				
3- 3	0- 0	0- 0	HOME	0- 3	1- 0	2- 0				
2- 4	0- 0	0- 2	AWAY	0- 0	0- 1	2- 1				
0- 0	0- 0	0- 0	NEUTRAL	0- 0	0- 0	0- 0				
2- 2	0- 0	0- 0	CONFERENCE	0- 0	0- 1	2- 1				
0- 2	0- 0	0- 0	HOME	0- 0	0- 1	0- 1				
2- 0	0- 0	0- 0	AWAY	0- 0	0- 0	2- 0				
0- 0	0- 0	0- 0	NEUTRAL	0- 0	0- 0	0- 0				

RPI	S	Opponent	Score	RPI	S	Opponent	Score	RPI	S	Opponent	Score	RPI	S	Opponent	Score	Team's RPI: 176
29	A	Kentucky	52 75	70	H	Harvard	47 80	102	A	Minnesota	71 91					
43	A	Clemson	67 80	79	H	Boston College	64 88	111	H	Providence	72 65					
				95	H	Hartford	51 65	130	H	Davidson	67 77					
								182	H	George Washington	59 64					
								194	H	North Dakota	77 63					
								214	A	Saint Louis	68 56					
								246	H	Brown	72 67					
								250	A	Holy Cross	65 73					
								263	A	Robert Morris	46 41					
								285	A	Richmond	66 60					
								295	A	Vermont	61 58					
-----																
LAST 12 Division I GAMES:																
285	A	Richmond	66 60	246	H	Brown	72 67									
70	H	Harvard	47 80	214	A	Saint Louis	68 56									
102	A	Minnesota	71 91	130	H	Davidson	67 77									
95	H	Hartford	51 65	182	H	George Washington	59 64									
43	A	Clemson	67 80	111	H	Providence	72 65									
29	A	Kentucky	52 75	194	H	North Dakota	77 63									

Non-Div I Games:

Rhode Island

Average RPI Win:	233	WON-LOST	WINNING	LAST 10	STRENGTH OF	OPP. STRENGTH	TEAM	ADJ.	CONF.	ADJ CONF.
Average RPI Loss:	42	RECORD	PCT. RANK	GAMES	SCHEDULE	OF SCHEDULE	RPI	RPI	RPI	RPI
DIV. I ONLY	13- 3	30	9-1	323	79	114	114	16	16	
DIV. I NON-CONF.	9- 3	61	0- 0	316	60	127	127	19	19	
-----										
TOTALS	RPI 1-25	RPI 26-50	W-L RECORDS	RPI 51-100	RPI 101-150	RPI 150+				
13- 3	0- 0	0- 3	OVERALL	0- 0	2- 0	11- 0				
7- 0	0- 0	0- 0	HOME	0- 0	0- 0	7- 0				
5- 2	0- 0	0- 2	AWAY	0- 0	2- 0	3- 0				
1- 1	0- 0	0- 1	NEUTRAL	0- 0	0- 0	1- 0				
9- 3	0- 0	0- 3	NON-CONFERENCE	0- 0	1- 0	8- 0				
5- 0	0- 0	0- 0	HOME	0- 0	0- 0	5- 0				
3- 2	0- 0	0- 2	AWAY	0- 0	1- 0	2- 0				
1- 1	0- 0	0- 1	NEUTRAL	0- 0	0- 0	1- 0				
4- 0	0- 0	0- 0	CONFERENCE	0- 0	1- 0	3- 0				
2- 0	0- 0	0- 0	HOME	0- 0	0- 0	2- 0				
2- 0	0- 0	0- 0	AWAY	0- 0	1- 0	1- 0				
0- 0	0- 0	0- 0	NEUTRAL	0- 0	0- 0	0- 0				

RPI	S	Opponent	Score	RPI	S	Opponent	Score	RPI	S	Opponent	Score	RPI	S	Opponent	Score
37	A	Texas A&M	54 65	40	A	UCLA	50 59	50	N	North Carolina	50 71	127	A	Little Rock	79 65
												148	A	Louisiana Tech	61 51
												185	H	Georgia St.	66 49
												191	A	Prairie View	68 58
												208	N	Coastal Caro.	56 52
												226	H	Texas Southern	76 71
												231	H	SMU	66 52
												233	A	Southern Miss.	58 47
												266	H	UTSA	85 54
												274	H	UTEP	76 42
												279	H	New Orleans	67 56
												322	A	Incarnate Word	74 63
												335	H	McNeese	93 65
LAST 12 Division I GAMES:															
322	A	Incarnate Word	74 63	274	H	UTEP	76 42	266	H	UTSA	85 54	148	A	Louisiana Tech	61 51
208	N	Coastal Caro.	56 52	233	A	Southern Miss.	58 47	335	H	McNeese	93 65	185	H	Georgia St.	66 49
50	N	North Carolina	50 71												
231	H	SMU	66 52												
191	A	Prairie View	68 58												
279	H	New Orleans	67 56												

Non-Div I Games:

Rice

Average RPI Win:	265	WON-LOST	WINNING	LAST 10	STRENGTH OF	OPP. STRENGTH	TEAM	ADJ.	CONF.	ADJ CONF.
Average RPI Loss:	134	RECORD	PCT. RANK	GAMES	SCHEDULE	OF SCHEDULE	RPI	RPI	RPI	RPI
DIV. I ONLY	3- 14	314	2-8	124	178	285	285	17	17	
DIV. I NON-CONF.	3- 10	278	0- 0	141	159	279	279	17	17	
-----										
TOTALS	RPI 1-25	RPI 26-50	W-L RECORDS	RPI 51-100	RPI 101-150	RPI 150+				
3- 14	0- 1	0- 1	OVERALL	0- 4	0- 3	3- 5				
3- 6	0- 0	0- 1	HOME	0- 1	0- 1	3- 3				
0- 7	0- 1	0- 0	AWAY	0- 2	0- 2	0- 2				
0- 1	0- 0	0- 0	NEUTRAL	0- 1	0- 0	0- 0				
3- 10	0- 1	0- 1	NON-CONFERENCE	0- 4	0- 0	3- 4				
3- 4	0- 0	0- 1	HOME	0- 1	0- 0	3- 2				
0- 5	0- 1	0- 0	AWAY	0- 2	0- 0	0- 2				
0- 1	0- 0	0- 0	NEUTRAL	0- 1	0- 0	0- 0				
0- 4	0- 0	0- 0	CONFERENCE	0- 0	0- 3	0- 1				
0- 2	0- 0	0- 0	HOME	0- 0	0- 1	0- 1				
0- 2	0- 0	0- 0	AWAY	0- 0	0- 2	0- 0				
0- 0	0- 0	0- 0	NEUTRAL	0- 0	0- 0	0- 0				

RPI 1-25				RPI 26-50				RPI 51-100				RPI 101+				Team's RPI : 285	
RPI	S	Opponent	Score	RPI	S	Opponent	Score	RPI	S	Opponent	Score	RPI	S	Opponent	Score		
18	A	UCF	48 70	46	H	Ohio	58 109	75	A	Quinnipiac	48 65	130	A	Davidson	55 78		
								78	N	Virginia Tech	57 85	132	A	Fordham	48 60		
								90	A	Wake Forest	48 62	140	H	VCU	43 68		
								92	H	Georgetown	53 73	157	H	Drexel	35 58		
												158	A	William & Mary	55 65		
												176	H	Rhode Island	60 66		
												220	H	Howard	67 60		
												252	H	UMES	57 55		
												283	A	Fla. Atlantic	55 69		
												298	H	Fairfield	40 58		
												323	H	UNC Greensboro	59 48		
-----																	
LAST 12 Division I GAMES:																	
323	H	UNC Greensboro	59 48	130	A	Davidson	55 78	140	H	VCU	43 68						
157	H	Drexel	35 58	132	A	Fordham	48 60	176	H	Rhode Island	60 66						
46	H	Ohio	58 109	78	N	Virginia Tech	57 85	78	N	Virginia Tech	57 85						
75	A	Quinnipiac	48 65	18	A	UCF	48 70										
220	H	Howard	67 60														
158	A	William & Mary	55 65														

Non-Div I Games:

Richmond

Average RPI Win:	275	WON-LOST	WINNING	LAST 10	STRENGTH OF	OPP. STRENGTH	TEAM	ADJ.	CONF.	ADJ CONF.
Average RPI Loss:	151	RECORD	PCT. RANK	GAMES	SCHEDULE	OF SCHEDULE	RPI	RPI	RPI	RPI
DIV. I ONLY	8- 7	150	6-4	290	215	204	204	27	27	
DIV. I NON-CONF.	4- 7	228	0- 1	227	205	253	253	28	28	
TOTALS	RPI 1-25	RPI 26-50	W-L RECORDS	RPI 51-100	RPI 101-150	RPI 150+				
8- 7	0- 0	0- 0	OVERALL	0- 4	0- 0	8- 3				
3- 3	0- 0	0- 0	HOME	0- 2	0- 0	3- 1				
5- 3	0- 0	0- 0	AWAY	0- 1	0- 0	5- 2				
0- 1	0- 0	0- 0	NEUTRAL	0- 1	0- 0	0- 0				
4- 7	0- 0	0- 0	NON-CONFERENCE	0- 4	0- 0	4- 3				
2- 3	0- 0	0- 0	HOME	0- 2	0- 0	2- 1				
2- 3	0- 0	0- 0	AWAY	0- 1	0- 0	2- 2				
0- 1	0- 0	0- 0	NEUTRAL	0- 1	0- 0	0- 0				
4- 0	0- 0	0- 0	CONFERENCE	0- 0	0- 0	4- 0				
1- 0	0- 0	0- 0	HOME	0- 0	0- 0	1- 0				
3- 0	0- 0	0- 0	AWAY	0- 0	0- 0	3- 0				
0- 0	0- 0	0- 0	NEUTRAL	0- 0	0- 0	0- 0				

RPI	S	Opponent	Score	RPI	S	Opponent	Score	RPI	S	Opponent	Score	RPI	S	Opponent	Score	Team's RPI: 204
56	A	Bucknell	59	80	196	H	Navy	60	66	234	H	Mt. St. Mary's	85	67		
79	N	Boston College	61	112	237	A	Binghamton	62	57	239	A	Monmouth	55	43		
87	H	Princeton	65	89	250	A	Holy Cross	61	71	282	A	Saint Joseph's	56	54		
92	H	Georgetown	49	79	286	A	Siena	55	52	295	A	Vermont	49	54		
					298	H	Fairfield	62	59	298	H	Fairfield	62	59		
					305	H	NJIT	67	46	305	H	NJIT	67	46		
					317	A	Iona	66	58	317	A	Iona	66	58		
					286	A	Siena	55	52							
					239	A	Monmouth	55	43							
					282	A	Saint Joseph's	56	54							
					234	H	Mt. St. Mary's	85	67							

LAST 12 Division I GAMES:

298	H	Fairfield	62	59	79	N	Boston College	61	112
92	H	Georgetown	49	79	317	A	Iona	66	58
56	A	Bucknell	59	80	286	A	Siena	55	52
237	A	Binghamton	62	57	239	A	Monmouth	55	43
196	H	Navy	60	66	282	A	Saint Joseph's	56	54
305	H	NJIT	67	46	234	H	Mt. St. Mary's	85	67

Non-Div I Games:

Ri der

Average RPI Win:	305	WON-LOST	WINNING	LAST 10	STRENGTH OF	OPP. STRENGTH	TEAM	ADJ.	CONF.	ADJ CONF.
Average RPI Loss:	127	RECORD	PCT. RANK	GAMES	SCHEDULE	OF SCHEDULE	RPI	RPI	RPI	RPI
DIV. I ONLY	6- 8	210	6-4	276	246	263	263	31	31	
DIV. I NON-CONF.	2- 8	293	0- 1	218	122	309	309	31	31	
-----										
TOTALS	RPI 1-25	RPI 26-50	W-L RECORDS	RPI 51-100	RPI 101-150	RPI 150+				
6- 8	0- 1	0- 1	OVERALL	0- 1	0- 2	6- 3				
4- 3	0- 0	0- 1	HOME	0- 1	0- 0	4- 1				
2- 4	0- 1	0- 0	AWAY	0- 0	0- 2	2- 1				
0- 1	0- 0	0- 0	NEUTRAL	0- 0	0- 0	0- 1				
2- 8	0- 1	0- 1	NON-CONFERENCE	0- 1	0- 2	2- 3				
2- 3	0- 0	0- 1	HOME	0- 1	0- 0	2- 1				
0- 4	0- 1	0- 0	AWAY	0- 0	0- 2	0- 1				
0- 1	0- 0	0- 0	NEUTRAL	0- 0	0- 0	0- 1				
4- 0	0- 0	0- 0	CONFERENCE	0- 0	0- 0	4- 0				
2- 0	0- 0	0- 0	HOME	0- 0	0- 0	2- 0				
2- 0	0- 0	0- 0	AWAY	0- 0	0- 0	2- 0				
0- 0	0- 0	0- 0	NEUTRAL	0- 0	0- 0	0- 0				

RPI 1-25				RPI 26-50				RPI 51-100				RPI 101+ Team's RPI: 263			
RPI	S	Opponent	Score	RPI	S	Opponent	Score	RPI	S	Opponent	Score	RPI	S	Opponent	Score
13	A	Iowa	63 92	47	H	James Madison	36 59	62	H	Kent St.	46 54	126	A	Youngstown St.	59 69
												128	A	Loyola Marymount	53 61
												176	H	Rhode Island	41 46
												230	A	Bowling Green	60 61
												231	N	SMU	55 60
												234	H	Mt. St. Mary's	70 58
												271	H	La Salle	67 39
												281	A	St. Francis Brooklyn	75 56
												346	H	Delaware St.	64 63
												349	H	Fairleigh Dickinson	71 49
												350	A	LIU Brooklyn	89 37
LAST 12 Division I GAMES:															
234	H	Mt. St. Mary's	70 58	128	A	Loyola Marymount	53 61								
47	H	James Madison	36 59	350	A	LIU Brooklyn	89 37								
346	H	Delaware St.	64 63	281	A	St. Francis Brooklyn	75 56								
62	H	Kent St.	46 54	349	H	Fairleigh Dickinson	71 49								
13	A	Iowa	63 92	230	A	Bowling Green	60 61								
231	N	SMU	55 60	176	H	Rhode Island	41 46								

Non-Div I Games: Pitt.-Johnstown 73 53

Robert Morris



Average RPI Win: 145

Average RPI Loss: 34

WON-LOST  
RECORDWINNING  
PCT. RANKLAST 10  
GAMESSTRENGTH OF  
SCHEDULEOPP. STRENGTH  
OF SCHEDULETEAM  
RPIADJ.  
RPICONF.  
RPIADJ CONF.  
RPIDIV. I ONLY  
DIV. I NON-CONF.14- 3  
8- 326  
719-1  
1- 140  
8951  
11417  
5517  
554  
54  
5

TOTALS

RPI 1-25

RPI 26-50

W-L RECORDS

RPI 51-100

RPI 101-150

RPI 150+

14- 3

1- 2

1- 0

OVERALL

5- 1

2- 0

5- 0

9- 0

0- 0

1- 0

HOME

3- 0

1- 0

4- 0

4- 1

1- 0

0- 0

AWAY

2- 1

1- 0

0- 0

1- 2

0- 2

0- 0

NEUTRAL

0- 0

0- 0

1- 0

8- 3

0- 2

0- 0

NON-CONFERENCE

2- 1

1- 0

5- 0

6- 0

0- 0

0- 0

HOME

1- 0

1- 0

4- 0

1- 1

0- 0

0- 0

AWAY

1- 1

0- 0

0- 0

1- 2

0- 2

0- 0

NEUTRAL

0- 0

0- 0

1- 0

6- 0

1- 0

1- 0

CONFERENCE

3- 0

1- 0

0- 0

3- 0

0- 0

1- 0

HOME

2- 0

0- 0

0- 0

3- 0

1- 0

0- 0

AWAY

1- 0

1- 0

0- 0

0- 0

0- 0

0- 0

NEUTRAL

0- 0

0- 0

0- 0

RPI 1-25

Team's RPI: 17

RPI 26-50

RPI 51-100

RPI 101+

RPI	S	Opponent	Score
10	N	Gonzaga	40 57
14	N	Drake	59 69
20	A	Maryland	73 65

RPI	S	Opponent	Score
45	H	Purdue	65 63

RPI	S	Opponent	Score
52	H	LSU	57 43
70	A	Harvard	60 49
71	H	Northwestern	45 41
78	A	Virginia Tech	51 67
82	H	Penn St.	74 61
96	A	Nebraska	62 56

RPI	S	Opponent	Score
133	H	Stony Brook	61 47
147	A	Illinois	71 60
223	H	Saint Francis (PA)	96 52
246	H	Brown	73 52
257	N	ETSU	68 44
290	H	Albany (NY)	65 39
302	H	Central Conn. St.	73 44

LAST 12 Division I GAMES:

147	A	Illinois	71	60	257	N	ETSU	68	44
82	H	Penn St.	74	61	10	N	Gonzaga	40	57
246	H	Brown	73	52	45	H	Purdue	65	63
20	A	Maryland	73	65	96	A	Nebraska	62	56
71	H	Northwestern	45	41	70	A	Harvard	60	49
52	H	LSU	57	43	78	A	Virginia Tech	51	67

Rutgers

Rutgers

Non-Div I Games:

Rutgers

■ Loss, 
 ■ Non-Conf, 
 ■ S Site, 
 ■ H Home 
 ■ A Away 
 N Neutral

Average RPI Win:	213	WON-LOST	WINNING	LAST 10	STRENGTH OF	OPP. STRENGTH	TEAM	ADJ.	CONF.	ADJ CONF.
Average RPI Loss:	80	RECORD	PCT. RANK	GAMES	SCHEDULE	OF SCHEDULE	RPI	RPI	RPI	RPI
DIV. I ONLY	10- 3	42	9-1	166	228	72	72	26	26	
DIV. I NON-CONF.	6- 3	91	0- 1	79	193	59	59	22	22	
-----										
TOTALS	RPI 1-25	RPI 26-50	W-L RECORDS	RPI 51-100	RPI 101-150	RPI 150+				
10- 3	0- 0	0- 1	OVERALL	0- 1	3- 1	7- 0				
8- 0	0- 0	0- 0	HOME	0- 0	3- 0	5- 0				
1- 3	0- 0	0- 1	AWAY	0- 1	0- 1	1- 0				
1- 0	0- 0	0- 0	NEUTRAL	0- 0	0- 0	1- 0				
6- 3	0- 0	0- 1	NON-CONFERENCE	0- 1	3- 1	3- 0				
5- 0	0- 0	0- 0	HOME	0- 0	3- 0	2- 0				
0- 3	0- 0	0- 1	AWAY	0- 1	0- 1	0- 0				
1- 0	0- 0	0- 0	NEUTRAL	0- 0	0- 0	1- 0				
4- 0	0- 0	0- 0	CONFERENCE	0- 0	0- 0	4- 0				
3- 0	0- 0	0- 0	HOME	0- 0	0- 0	3- 0				
1- 0	0- 0	0- 0	AWAY	0- 0	0- 0	1- 0				
0- 0	0- 0	0- 0	NEUTRAL	0- 0	0- 0	0- 0				

S  
F  
A

RPI 1-25				RPI 26-50				RPI 51-100				Team's RPI: 72				RPI 101+			
RPI	S	Opponent	Score	RPI	S	Opponent	Score	RPI	S	Opponent	Score					RPI	S	Opponent	Score
				48	A	Miami (FL)	60 81					54	A	New Mexico	33 74	109	H	Yale	67 57
																113	H	Montana St.	60 53
																117	H	Tulsa	76 34
																138	A	Texas Tech	69 77
																203	A	Southeastern La.	62 51
																216	N	Hampton	70 68
																218	H	Nicholls St.	70 62
																226	H	Texas Southern	74 55
																279	H	New Orleans	97 38
																321	H	Morgan St.	69 42
																326	H	Northwestern St.	84 56
LAST 12 Division I GAMES:																			
				218	H	Nicholls St.	70 62					54	A	New Mexico	33 74				
				203	A	Southeastern La.	62 51					109	H	Yale	67 57				
				216	N	Hampton	70 68					279	H	New Orleans	97 38				
				226	H	Texas Southern	74 55					326	H	Northwestern St.	84 56				
				113	H	Montana St.	60 53					117	H	Tulsa	76 34				
				138	A	Texas Tech	69 77					321	H	Morgan St.	69 42				

S  
F  
A

Non-Div I Games: Wiley 97 38 Cameron 86 59 Our Lady of the Lake 77

SFA

S  
I  
U  
E

Average RPI Win: 269		WON-LOST RECORD	WINNING PCT. RANK	LAST 10 GAMES	Through Games Of Jan. 16, 2019					
Average RPI Loss: 162	STRENGTH OF SCHEDULE				OPP. STRENGTH OF SCHEDULE	TEAM RPI	ADJ. RPI	CONF. RPI	ADJ CONF. RPI	
DIV. I ONLY		6- 8	210	4-6	297	251	209	209	21	21
DIV. I NON-CONF.		4- 6	212	0- 0	327	252	257	257	20	20
-----										
TOTALS	RPI 1-25		RPI 26-50	W-L RECORDS	RPI 51-100		RPI 101-150		RPI 150+	
6- 8	0- 0		0- 1	OVERALL	0- 0		0- 3		6- 4	
1- 1	0- 0		0- 0	HOME	0- 0		0- 0		1- 1	
5- 6	0- 0		0- 1	AWAY	0- 0		0- 2		5- 3	
0- 1	0- 0		0- 0	NEUTRAL	0- 0		0- 1		0- 0	
4- 6	0- 0		0- 1	NON-CONFERENCE	0- 0		0- 2		4- 3	
1- 0	0- 0		0- 0	HOME	0- 0		0- 0		1- 0	
3- 5	0- 0		0- 1	AWAY	0- 0		0- 1		3- 3	
0- 1	0- 0		0- 0	NEUTRAL	0- 0		0- 1		0- 0	
2- 2	0- 0		0- 0	CONFERENCE	0- 0		0- 1		2- 1	
0- 1	0- 0		0- 0	HOME	0- 0		0- 0		0- 1	
2- 1	0- 0		0- 0	AWAY	0- 0		0- 1		2- 0	
0- 0	0- 0		0- 0	NEUTRAL	0- 0		0- 0		0- 0	

S  
I  
U  
E

RPI 1-25				RPI 26-50				RPI 51-100				RPI 101+ Team's RPI: 209			
RPI	S	Opponent	Score	RPI	S	Opponent	Score	RPI	S	Opponent	Score	RPI	S	Opponent	Score
				35	A	Missouri	36 59					125	A	Tennessee Tech	55 79
												142	N	Missouri St.	65 68
												147	A	Illinois	57 74
												177	A	UMKC	75 80
												179	H	Illinois St.	68 61
												192	A	Jacksonville St.	51 47
												214	A	Saint Louis	56 63
												215	A	Eastern Ill.	65 56
												217	H	Southeast Mo. St.	52 62
												242	A	Loyola Chicago	43 56
												338	A	Purdue Fort Wayne	57 49
												343	A	Chicago St.	82 66
												345	A	Evansville	54 45
LAST 12 Division I GAMES:															
				142	N	Missouri St.	65 68	192	A	Jacksonville St.	51 47				
				177	A	UMKC	75 80	125	A	Tennessee Tech	55 79				
				147	A	Illinois	57 74	215	A	Eastern Ill.	65 56				
				343	A	Chicago St.	82 66	217	H	Southeast Mo. St.	52 62				
				242	A	Loyola Chicago	43 56	338	A	Purdue Fort Wayne	57 49				
				214	A	Saint Louis	56 63	35	A	Missouri	36 59				

Non-Div I Games: McKendree 64 63

SIUE

Average RPI	Win:	264	WON-LOST	WINNING	LAST 10	STRENGTH OF	OPP. STRENGTH	TEAM	ADJ.	CONF.	ADJ CONF.
Average RPI	Loss:	119	RECORD	PCT. RANK	GAMES	SCHEDULE	OF SCHEDULE	RPI	RPI	RPI	RPI
DIV. I ONLY		7- 10	222	3-7	148	232	231	231	9	9	
DIV. I NON-CONF.		6- 7	172	1- 0	170	272	229	229	9	9	
-----											
TOTALS	RPI 1-25		RPI 26-50		W-L RECORDS	RPI 51-100		RPI 101-150		RPI 150+	
7- 10	0- 0		0- 0		OVERALL	0- 3		0- 6		7- 1	
5- 6	0- 0		0- 0		HOME	0- 1		0- 4		5- 1	
0- 4	0- 0		0- 0		AWAY	0- 2		0- 2		0- 0	
2- 0	0- 0		0- 0		NEUTRAL	0- 0		0- 0		2- 0	
6- 7	0- 0		0- 0		NON-CONFERENCE	0- 2		0- 4		6- 1	
4- 4	0- 0		0- 0		HOME	0- 0		0- 3		4- 1	
0- 3	0- 0		0- 0		AWAY	0- 2		0- 1		0- 0	
2- 0	0- 0		0- 0		NEUTRAL	0- 0		0- 0		2- 0	
1- 3	0- 0		0- 0		CONFERENCE	0- 1		0- 2		1- 0	
1- 2	0- 0		0- 0		HOME	0- 1		0- 1		1- 0	
0- 1	0- 0		0- 0		AWAY	0- 0		0- 1		0- 0	
0- 0	0- 0		0- 0		NEUTRAL	0- 0		0- 0		0- 0	

RPI 1-25				RPI 26-50				RPI 51-100				RPI 101+ Team's RPI: 231					
RPI	S	Opponent	Score	RPI	S	Opponent	Score	RPI	S	Opponent	Score	RPI	S	Opponent	Score		
								65	A	TCU	63	65	114	A	Rice	52	66
								81	A	Northern Colo.	57	58	118	H	Houston	61	72
								84	H	Tulane	43	61	119	H	Alabama	61	62
												124	H	UT Arlington	41	66	
												129	A	Cincinnati	57	69	
												150	H	Oklahoma	61	77	
												202	H	North Texas	73	66	
												203	H	Southeastern La.	62	63	
												241	N	Northern Ariz.	55	48	
												263	N	Robert Morris	60	55	
												269	H	Wichita St.	78	50	
												272	H	Mississippi Val.	62	47	
												291	H	CSU Bakersfield	49	43	
												312	H	La.-Monroe	49	38	
LAST 12 Division I GAMES:																	
129	A	Cincinnati	57	69	241	N	Northern Ariz.	55	48								
124	H	UT Arlington	41	66	269	H	Wichita St.	78	50								
150	H	Oklahoma	61	77	84	H	Tulane	43	61								
291	H	CSU Bakersfield	49	43	118	H	Houston	61	72								
114	A	Rice	52	66	202	H	North Texas	73	66								
81	A	Northern Colo.	57	58	263	N	Robert Morris	60	55								

Non-Di v I Games:

SMU

Average RPI	Win:	218	WON-LOST	WINNING	LAST 10	STRENGTH OF	OPP. STRENGTH	TEAM	ADJ.	CONF.	ADJ CONF.
Average RPI	Loss:	132	RECORD	PCT. RANK	GAMES	SCHEDULE	OF SCHEDULE	RPI	RPI	RPI	RPI
DIV. I ONLY		3- 8		281	3-7	107	225	243	243	14	14
DIV. I NON-CONF.		3- 4		199	1- 0	130	297	213	213	11	11
-----											
TOTALS	RPI 1-25		RPI 26-50		W-L RECORDS	RPI 51-100		RPI 101-150		RPI 150+	
3- 8	0- 0		0- 0		OVERALL	0- 2		1- 3		2- 3	
1- 4	0- 0		0- 0		HOME	0- 0		0- 2		1- 2	
0- 3	0- 0		0- 0		AWAY	0- 2		0- 1		0- 0	
2- 1	0- 0		0- 0		NEUTRAL	0- 0		1- 0		1- 1	
3- 4	0- 0		0- 0		NON-CONFERENCE	0- 1		1- 1		2- 2	
1- 2	0- 0		0- 0		HOME	0- 0		0- 1		1- 1	
0- 1	0- 0		0- 0		AWAY	0- 1		0- 0		0- 0	
2- 1	0- 0		0- 0		NEUTRAL	0- 0		1- 0		1- 1	
0- 4	0- 0		0- 0		CONFERENCE	0- 1		0- 2		0- 1	
0- 2	0- 0		0- 0		HOME	0- 0		0- 1		0- 1	
0- 2	0- 0		0- 0		AWAY	0- 1		0- 1		0- 0	
0- 0	0- 0		0- 0		NEUTRAL	0- 0		0- 0		0- 0	

RPI 1-25				RPI 26-50				RPI 51-100				RPI 101+				Team's RPI: 243
RPI	S	Opponent	Score	RPI	S	Opponent	Score	RPI	S	Opponent	Score	RPI	S	Opponent	Score	
								54	A	New Mexico	53 85	106	A	Idaho St.	43 73	
								81	A	Northern Colo.	69 82	113	H	Montana St.	53 69	
												137	H	UC Davis	60 109	
												147	N	Illinois	109 107	
												152	H	Montana	86 88	
												168	N	Pepperdine	97 113	
												216	N	Hampton	65 61	
												247	H	San Francisco	75 86	
												292	H	Cal Poly	88 85	
LAST 12 Division I GAMES:																
				81	A	Northern Colo.	69 82	216	N	Hampton	65 61					
				54	A	New Mexico	53 85	106	A	Idaho St.	43 73					
				137	H	UC Davis	60 109	113	H	Montana St.	53 69					
				247	H	San Francisco	75 86	152	H	Montana	86 88					
				147	N	Illinois	109 107	292	H	Cal Poly	88 85					
				168	N	Pepperdine	97 113									

Non-Div I Games: Antelope Valley 86 80

Sacramento St.

Average RPI Win:	304	WON-LOST	WINNING	LAST 10	STRENGTH OF	OPP. STRENGTH	TEAM	ADJ.	CONF.	ADJ CONF.
Average RPI Loss:	158	RECORD	PCT. RANK	GAMES	SCHEDULE	OF SCHEDULE	RPI	RPI	RPI	RPI
DIV. I ONLY	8- 7	150	6-4	320	300	244	244	31	31	
DIV. I NON-CONF.	4- 7	228	0- 0	240	265	239	239	31	31	
-----										
TOTALS	RPI 1-25	RPI 26-50	W-L RECORDS	RPI 51-100	RPI 101-150	RPI 150+				
8- 7	0- 0	0- 1	OVERALL	0- 0	0- 3	8- 3				
4- 3	0- 0	0- 0	HOME	0- 0	0- 1	4- 2				
4- 4	0- 0	0- 1	AWAY	0- 0	0- 2	4- 1				
0- 0	0- 0	0- 0	NEUTRAL	0- 0	0- 0	0- 0				
4- 7	0- 0	0- 1	NON-CONFERENCE	0- 0	0- 3	4- 3				
1- 3	0- 0	0- 0	HOME	0- 0	0- 1	1- 2				
3- 4	0- 0	0- 1	AWAY	0- 0	0- 2	3- 1				
0- 0	0- 0	0- 0	NEUTRAL	0- 0	0- 0	0- 0				
4- 0	0- 0	0- 0	CONFERENCE	0- 0	0- 0	4- 0				
3- 0	0- 0	0- 0	HOME	0- 0	0- 0	3- 0				
1- 0	0- 0	0- 0	AWAY	0- 0	0- 0	1- 0				
0- 0	0- 0	0- 0	NEUTRAL	0- 0	0- 0	0- 0				

RPI 1-25				RPI 26-50				RPI 51-100				RPI 101+ Team's RPI: 244			
RPI	S	Opponent	Score	RPI	S	Opponent	Score	RPI	S	Opponent	Score	RPI	S	Opponent	Score
				29	A	Kentucky	43 71					111	A	Provi dence	52 62
												115	A	Lehi gh	66 70
												133	H	Stony Brook	58 73
												195	A	Massachusetts	61 78
												235	A	Hofstra	70 64
												239	H	Monmouth	50 55
												280	H	Bryant	49 48
												282	H	Saint Joseph's	44 61
												286	H	Siena	72 50
												302	H	Central Conn. St.	66 61
												315	A	New Hampshire	71 60
												324	A	Wagner	80 68
												342	A	Manhattan	74 46
												350	H	LIU Brookl yn	75 53
LAST 12 Divi sion I GAMES:															
282	H	Saint Joseph's	44 61	280	H	Bryant	49 48								
342	A	Manhattan	74 46	324	A	Wagner	80 68								
115	A	Lehi gh	66 70	350	H	LIU Brookl yn	75 53								
133	H	Stony Brook	58 73	302	H	Central Conn. St.	66 61								
235	A	Hofstra	70 64	29	A	Kentucky	43 71								
239	H	Monmouth	50 55	111	A	Provi dence	52 62								

Non-Div I Games:

Sacred Heart

Average RPI Win:	292	WON-LOST	WINNING	LAST 10	STRENGTH OF	OPP. STRENGTH	TEAM	ADJ.	CONF.	ADJ CONF.
Average RPI Loss:	120	RECORD	PCT. RANK	GAMES	SCHEDULE	OF SCHEDULE	RPI	RPI	RPI	RPI
DIV. I ONLY	5- 10	248	4-6	165	237	223	223	31	31	
DIV. I NON-CONF.	2- 9	297	0- 1	70	116	222	222	31	31	
-----										
TOTALS	RPI 1-25	RPI 26-50	W-L RECORDS	RPI 51-100	RPI 101-150	RPI 150+				
5- 10	0- 2	0- 0	OVERALL	0- 3	0- 2	5- 3				
3- 2	0- 0	0- 0	HOME	0- 1	0- 1	3- 0				
2- 6	0- 2	0- 0	AWAY	0- 1	0- 1	2- 2				
0- 2	0- 0	0- 0	NEUTRAL	0- 1	0- 0	0- 1				
2- 9	0- 2	0- 0	NON-CONFERENCE	0- 3	0- 2	2- 2				
1- 2	0- 0	0- 0	HOME	0- 1	0- 1	1- 0				
1- 5	0- 2	0- 0	AWAY	0- 1	0- 1	1- 1				
0- 2	0- 0	0- 0	NEUTRAL	0- 1	0- 0	0- 1				
3- 1	0- 0	0- 0	CONFERENCE	0- 0	0- 0	3- 1				
2- 0	0- 0	0- 0	HOME	0- 0	0- 0	2- 0				
1- 1	0- 0	0- 0	AWAY	0- 0	0- 0	1- 1				
0- 0	0- 0	0- 0	NEUTRAL	0- 0	0- 0	0- 0				

RPI 1-25				RPI 26-50				RPI 51-100				RPI 101+				Team's RPI: 223
RPI	S	Opponent	Score	RPI	S	Opponent	Score	RPI	S	Opponent	Score	RPI	S	Opponent	Score	
3	A	Baylor	58 116					64	N	Boise St.	64 78	126	A	Youngstown St.	56 80	
17	A	Rutgers	52 96					77	H	FGCU	69 83	135	H	Duquesne	73 93	
								80	A	Pittsburgh	75 78	152	N	Montana	77 79	
												181	H	Morehead St.	89 83	
												234	H	Mt. St. Mary's	68 66	
												267	A	Liberty	53 82	
												281	A	St. Francis Brooklyn	65 78	
												347	A	Longwood	91 88	
												349	H	Fairleigh Dickinson	75 64	
												350	A	LIU Brooklyn	80 66	
LAST 12 Division I GAMES:																
80	A	Pittsburgh	75 78	152	N	Montana	77 79									
181	H	Morehead St.	89 83	281	A	St. Francis Brooklyn	65 78									
64	N	Boise St.	64 78	350	A	LIU Brooklyn	80 66									
126	A	Youngstown St.	56 80	234	H	Mt. St. Mary's	68 66									
77	H	FGCU	69 83	349	H	Fairleigh Dickinson	75 64									
347	A	Longwood	91 88	135	H	Duquesne	73 93									

Non-Div I Games: Seton Hill 86 74

Saint Francis (PA)

Average RPI Win:	251	WON-LOST	WINNING	LAST 10	STRENGTH OF	OPP. STRENGTH	TEAM	ADJ.	CONF.	ADJ CONF.
Average RPI Loss:	147	RECORD	PCT. RANK	GAMES	SCHEDULE	OF SCHEDULE	RPI	RPI	RPI	RPI
DIV. I ONLY	5- 12	269	2-8	210	205	282	282	17	17	
DIV. I NON-CONF.	4- 9	253	1- 0	197	225	275	275	17	17	
-----										
TOTALS	RPI 1-25	RPI 26-50	W-L RECORDS	RPI 51-100	RPI 101-150	RPI 150+				
5- 12	0- 0	0- 1	OVERALL	0- 3	0- 2	5- 6				
4- 6	0- 0	0- 1	HOME	0- 2	0- 0	4- 3				
1- 6	0- 0	0- 0	AWAY	0- 1	0- 2	1- 3				
0- 0	0- 0	0- 0	NEUTRAL	0- 0	0- 0	0- 0				
4- 9	0- 0	0- 1	NON-CONFERENCE	0- 3	0- 0	4- 5				
3- 5	0- 0	0- 1	HOME	0- 2	0- 0	3- 2				
1- 4	0- 0	0- 0	AWAY	0- 1	0- 0	1- 3				
0- 0	0- 0	0- 0	NEUTRAL	0- 0	0- 0	0- 0				
1- 3	0- 0	0- 0	CONFERENCE	0- 0	0- 2	1- 1				
1- 1	0- 0	0- 0	HOME	0- 0	0- 0	1- 1				
0- 2	0- 0	0- 0	AWAY	0- 0	0- 2	0- 0				
0- 0	0- 0	0- 0	NEUTRAL	0- 0	0- 0	0- 0				

RPI 1-25				RPI 26-50				RPI 51-100				RPI 101+				Team's RPI: 282
RPI	S	Opponent	Score	RPI	S	Opponent	Score	RPI	S	Opponent	Score	RPI	S	Opponent	Score	
				41	H	Villanova	35 47	51	H	Auburn	70 81	135	A	Duquesne	73 81	
								85	A	Penn	45 65	140	A	VCU	40 59	
								91	H	Towson	52 73	157	A	Drexel	34 51	
												196	A	Navy	48 49	
												199	A	Delaware	39 48	
												204	H	Rider	54 56	
												214	H	Saint Louis	49 62	
												222	H	St. Bonaventure	66 41	
												224	H	Niagara	68 54	
												244	A	Sacred Heart	61 44	
												254	H	Temple	52 58	
												255	H	Columbia	68 61	
												310	H	Loyola Maryland	49 46	
LAST 12 Division I GAMES:																
196	A	Navy	48 49	310	H	Loyola Maryland	49 46									
199	A	Delaware	39 48	135	A	Duquesne	73 81									
244	A	Sacred Heart	61 44	222	H	St. Bonaventure	66 41									
91	H	Towson	52 73	214	H	Saint Louis	49 62									
51	H	Auburn	70 81	140	A	VCU	40 59									
41	H	Villanova	35 47	255	H	Columbia	68 61									

Non-Div I Games:

Saint Joseph's



Average RPI Win:	229	WON-LOST	WINNING	LAST 10	STRENGTH OF	OPP. STRENGTH	TEAM	ADJ.	CONF.	ADJ CONF.
Average RPI Loss:	123	RECORD	PCT. RANK	GAMES	SCHEDULE	OF SCHEDULE	RPI	RPI	RPI	RPI
DIV. I ONLY	6- 11	246	3-7	195	98	214	214	17	17	
DIV. I NON-CONF.	5- 8	224	1- 0	180	59	207	207	17	17	
-----										
TOTALS	RPI 1-25	RPI 26-50	W-L RECORDS	RPI 51-100	RPI 101-150	RPI 150+				
6- 11	0- 1	0- 1	OVERALL	0- 0	1- 6	5- 3				
2- 6	0- 1	0- 1	HOME	0- 0	0- 3	2- 1				
4- 3	0- 0	0- 0	AWAY	0- 0	1- 1	3- 2				
0- 2	0- 0	0- 0	NEUTRAL	0- 0	0- 2	0- 0				
5- 8	0- 1	0- 1	NON-CONFERENCE	0- 0	1- 5	4- 1				
2- 4	0- 1	0- 1	HOME	0- 0	0- 2	2- 0				
3- 2	0- 0	0- 0	AWAY	0- 0	1- 1	2- 1				
0- 2	0- 0	0- 0	NEUTRAL	0- 0	0- 2	0- 0				
1- 3	0- 0	0- 0	CONFERENCE	0- 0	0- 1	1- 2				
0- 2	0- 0	0- 0	HOME	0- 0	0- 1	0- 1				
1- 1	0- 0	0- 0	AWAY	0- 0	0- 0	1- 1				
0- 0	0- 0	0- 0	NEUTRAL	0- 0	0- 0	0- 0				

RPI 1-25				RPI 26-50				RPI 51-100				RPI 101+ Team's RPI: 214			
RPI	S	Opponent	Score	RPI	S	Opponent	Score	RPI	S	Opponent	Score	RPI	S	Opponent	Score
7	H	UConn	42 98	35	H	Missouri	62 74					109	N	Yale	52 58
												116	A	Virginia	67 65
												117	A	Tulsa	75 86
												129	H	Cincinnati	50 51
												132	H	Fordham	53 56
												134	N	Chattanooga	61 71
												145	H	Indiana St.	56 60
												166	H	Southern Ill.	62 58
												176	H	Rhode Island	56 68
												179	A	Illinois St.	67 72
												195	A	Massachusetts	66 70
												209	H	SIUE	63 56
												282	A	Saint Joseph's	62 49
												283	A	Fla. Atlantic	93 61
												318	A	Eastern Ky.	70 43
-----															
LAST 12 Division I GAMES:															
109	N	Yale	52 58	283	A	Fla. Atlantic	93 61								
179	A	Illinois St.	67 72	176	H	Rhode Island	56 68								
35	H	Missouri	62 74	132	H	Fordham	53 56								
7	H	UConn	42 98	282	A	Saint Joseph's	62 49								
209	H	SIUE	63 56	195	A	Massachusetts	66 70								
166	H	Southern Ill.	62 58	116	A	Virginia	67 65								

Non-Div I Games:

Saint Louis

Average RPI	Win:	171	WON-LOST	WINNING	LAST 10	STRENGTH OF	OPP. STRENGTH	TEAM	ADJ.	CONF.	ADJ CONF.
Average RPI	Loss:	44	RECORD	PCT. RANK	GAMES	SCHEDULE	OF SCHEDULE	RPI	RPI	RPI	RPI
DIV. I ONLY		9- 7		133	5-5	38	55	53	53	7	7
DIV. I NON-CONF.		7- 4		109	1- 0	69	58	54	54	7	7
-----											
TOTALS	RPI 1-25		RPI 26-50		W-L RECORDS		RPI 51-100		RPI 101-150		RPI 150+
9- 7	0- 3		0- 2		OVERALL		3- 1		2- 1		4- 0
3- 3	0- 2		0- 1		HOME		1- 0		0- 0		2- 0
4- 4	0- 1		0- 1		AWAY		1- 1		1- 1		2- 0
2- 0	0- 0		0- 0		NEUTRAL		1- 0		1- 0		0- 0
7- 4	0- 2		0- 1		NON-CONFERENCE		3- 0		1- 1		3- 0
2- 2	0- 2		0- 0		HOME		1- 0		0- 0		1- 0
3- 2	0- 0		0- 1		AWAY		1- 0		0- 1		2- 0
2- 0	0- 0		0- 0		NEUTRAL		1- 0		1- 0		0- 0
2- 3	0- 1		0- 1		CONFERENCE		0- 1		1- 0		1- 0
1- 1	0- 0		0- 1		HOME		0- 0		0- 0		1- 0
1- 2	0- 1		0- 0		AWAY		0- 1		1- 0		0- 0
0- 0	0- 0		0- 0		NEUTRAL		0- 0		0- 0		0- 0

RPI 1-25				RPI 26-50				RPI 51-100				Team's RPI: 53	RPI 101+			
RPI	S	Opponent	Score	RPI	S	Opponent	Score	RPI	S	Opponent	Score		RPI	S	Opponent	Score
5	H	Oregon	55 79	28	H	BYU	73 74	60	H	Wyomi ng	90 84		137	A	UC Davi s	74 76
10	A	Gonzaga	62 74	34	A	Oregon St.	56 89	74	A	Paci fi c	67 76		143	A	Portl and	98 91
22	H	Cal i forni a	78 81					76	N	Ol d Domi ni on	83 65		146	N	Texas St.	89 62
								98	A	Washi ngton St.	70 64		184	H	Mi l waukee	73 71
													227	H	San Di ego	74 60
													292	A	Cal Pol y	69 51
													313	A	UC Santa Barbara	80 55
-----																
LAST 12 Division I GAMES:																
74	A	Paci fi c	67 76	76	N	Ol d Domi ni on	83 65									
146	N	Texas St.	89 62	28	H	BYU	73 74									
137	A	UC Davi s	74 76	227	H	San Di ego	74 60									
22	H	Cal i forni a	78 81	143	A	Portl and	98 91									
292	A	Cal Pol y	69 51	10	A	Gonzaga	62 74									
313	A	UC Santa Barbara	80 55	5	H	Oregon	55 79									

Non-Div I Games:

Saint Mary's (CA)

## Saint Peter's

Through Games Of Jan. 16, 2019

Average RPI Win:	326	WON-LOST	WINNING	LAST 10	STRENGTH OF	OPP. STRENGTH	TEAM	ADJ.	CONF.	ADJ CONF.
Average RPI Loss:	193	RECORD	PCT. RANK	GAMES	SCHEDULE	OF SCHEDULE	RPI	RPI	RPI	RPI
DIV. I ONLY	6- 10	237	2-8	309	343	300	300	27	27	
DIV. I NON-CONF.	5- 6	177	0- 0	292	349	274	274	28	28	
-----										
TOTALS	RPI 1-25	RPI 26-50	W-L RECORDS	RPI 51-100	RPI 101-150	RPI 150+				
6- 10	0- 0	0- 0	OVERALL	0- 3	0- 1	6- 6				
4- 4	0- 0	0- 0	HOME	0- 0	0- 0	4- 4				
2- 6	0- 0	0- 0	AWAY	0- 3	0- 1	2- 2				
0- 0	0- 0	0- 0	NEUTRAL	0- 0	0- 0	0- 0				
5- 6	0- 0	0- 0	NON-CONFERENCE	0- 2	0- 1	5- 3				
4- 1	0- 0	0- 0	HOME	0- 0	0- 0	4- 1				
1- 5	0- 0	0- 0	AWAY	0- 2	0- 1	1- 2				
0- 0	0- 0	0- 0	NEUTRAL	0- 0	0- 0	0- 0				
1- 4	0- 0	0- 0	CONFERENCE	0- 1	0- 0	1- 3				
0- 3	0- 0	0- 0	HOME	0- 0	0- 0	0- 3				
1- 1	0- 0	0- 0	AWAY	0- 1	0- 0	1- 0				
0- 0	0- 0	0- 0	NEUTRAL	0- 0	0- 0	0- 0				

RPI 1-25				RPI 26-50				RPI 51-100				RPI 101+				Team's RPI: 300
RPI	S	Opponent	Score	RPI	S	Opponent	Score	RPI	S	Opponent	Score	RPI	S	Opponent	Score	
								75	A	Qui nni pi ac	45 90	109	A	Yale	56 72	
								79	A	Boston Col lege	57 89	207	H	Cal St. Fullerton	45 69	
								88	A	Seton Hall	47 90	224	H	Ni agara	66 75	
												281	A	St. Francis Brooklyn	70 74	
												286	H	Si ena	57 84	
												289	A	UMass Lowell	57 59	
												294	H	Cani si us	62 75	
												298	A	Fai rfi el d	68 65	
												305	H	NJIT	70 57	
												324	H	Wagner	69 57	
												330	A	Lafayette	62 60	
												349	H	Fai rlei gh Dicki nson	75 58	
												350	H	LIU Brooklyn	86 59	
LAST 12 Division I GAMES:																
349	H	Fai rlei gh Dicki nson	75 58	298	A	Fai rfi el d	68 65									
281	A	St. Francis Brooklyn	70 74	294	H	Cani si us	62 75									
207	H	Cal St. Fullerton	45 69	224	H	Ni agara	66 75									
109	A	Yale	56 72	75	A	Qui nni pi ac	45 90									
88	A	Seton Hall	47 90	286	H	Si ena	57 84									
324	H	Wagner	69 57	330	A	Lafayette	62 60									

Non-Div I Games:

Saint Peter's

■ Loss, 
 ■ Non-Conf, 
 ■ S Site, 
 ■ Home 
 ■ A Away 
 N Neutral

Average RPI Win:	288	WON-LOST	WINNING	LAST 10	STRENGTH OF	OPP. STRENGTH	TEAM	ADJ.	CONF.	ADJ CONF.
Average RPI Loss:	154	RECORD	PCT. RANK	GAMES	SCHEDULE	OF SCHEDULE	RPI	RPI	RPI	RPI
DIV. I ONLY	4- 7	242	5-5	234	266	228	228	26	26	
DIV. I NON-CONF.	2- 5	264	0- 0	108	176	181	181	22	22	
-----										
TOTALS	RPI 1-25	RPI 26-50	W-L RECORDS	RPI 51-100	RPI 101-150	RPI 150+				
4- 7	0- 0	0- 0	OVERALL	0- 3	0- 0	4- 4				
1- 2	0- 0	0- 0	HOME	0- 0	0- 0	1- 2				
3- 4	0- 0	0- 0	AWAY	0- 2	0- 0	3- 2				
0- 1	0- 0	0- 0	NEUTRAL	0- 1	0- 0	0- 0				
2- 5	0- 0	0- 0	NON-CONFERENCE	0- 3	0- 0	2- 2				
0- 1	0- 0	0- 0	HOME	0- 0	0- 0	0- 1				
2- 3	0- 0	0- 0	AWAY	0- 2	0- 0	2- 1				
0- 1	0- 0	0- 0	NEUTRAL	0- 1	0- 0	0- 0				
2- 2	0- 0	0- 0	CONFERENCE	0- 0	0- 0	2- 2				
1- 1	0- 0	0- 0	HOME	0- 0	0- 0	1- 1				
1- 1	0- 0	0- 0	AWAY	0- 0	0- 0	1- 1				
0- 0	0- 0	0- 0	NEUTRAL	0- 0	0- 0	0- 0				

RPI 1-25				RPI 26-50				RPI 51-100				RPI 101+ Team's RPI: 228			
RPI	S	Opponent	Score	RPI	S	Opponent	Score	RPI	S	Opponent	Score	RPI	S	Opponent	Score
								52	A	LSU	66	164	H	Oral Roberts	73
								65	A	TCU	72	170	H	Abilene Christian	91
								86	N	Troy	84	233	A	Southern Miss.	61
												269	A	Wichita St.	63
												270	A	Louisiana	62
												275	A	A&M-Corpus Christi	76
												322	A	Incarnate Word	56
												325	H	Central Ark.	62
-----															
LAST 12 Division I GAMES:															
				164	H	Oral Roberts	62	73	275	A	A&M-Corpus Christi	61	76		
				270	A	Louisiana	68	62	322	A	Incarnate Word	76	56		
				233	A	Southern Miss.	65	61	325	H	Central Ark.	66	62		
				86	N	Troy	79	84	170	H	Abilene Christian	79	91		
				269	A	Wichita St.	55	63	65	A	TCU	59	72		
				52	A	LSU	52	66							

Non-Div I Games: UNKNOWN 94 46 Wiley 101 63 Jarvis Christian 100 55

Sam Houston St.

Average RPI Win:	247	WON-LOST	WINNING	LAST 10	STRENGTH OF	OPP. STRENGTH	TEAM	ADJ.	CONF.	ADJ CONF.
Average RPI Loss:	153	RECORD	PCT. RANK	GAMES	SCHEDULE	OF SCHEDULE	RPI	RPI	RPI	RPI
DIV. I ONLY	3- 11	301	3-7	118	245	213	213	24	24	
DIV. I NON-CONF.	3- 10	278	0- 0	122	258	221	221	25	25	
-----										
TOTALS	RPI 1-25	RPI 26-50	W-L RECORDS	RPI 51-100	RPI 101-150	RPI 150+				
3- 11	0- 0	0- 0	OVERALL	0- 3	0- 2	3- 6				
1- 1	0- 0	0- 0	HOME	0- 0	0- 0	1- 1				
2- 10	0- 0	0- 0	AWAY	0- 3	0- 2	2- 5				
0- 0	0- 0	0- 0	NEUTRAL	0- 0	0- 0	0- 0				
3- 10	0- 0	0- 0	NON-CONFERENCE	0- 3	0- 2	3- 5				
1- 1	0- 0	0- 0	HOME	0- 0	0- 0	1- 1				
2- 9	0- 0	0- 0	AWAY	0- 3	0- 2	2- 4				
0- 0	0- 0	0- 0	NEUTRAL	0- 0	0- 0	0- 0				
0- 1	0- 0	0- 0	CONFERENCE	0- 0	0- 0	0- 1				
0- 0	0- 0	0- 0	HOME	0- 0	0- 0	0- 0				
0- 1	0- 0	0- 0	AWAY	0- 0	0- 0	0- 1				
0- 0	0- 0	0- 0	NEUTRAL	0- 0	0- 0	0- 0				

RPI 1-25				RPI 26-50				RPI 51-100				RPI 101+				Team's RPI: 213
RPI	S	Opponent	Score	RPI	S	Opponent	Score	RPI	S	Opponent	Score	RPI	S	Opponent	Score	
								51	A	Auburn	46 73	121	A	UT Martin	68 89	
								73	A	Oklahoma St.	62 82	122	A	Colorado	39 81	
								86	A	Troy	52 72	161	A	Denver	87 83	
												167	H	UAB	41 66	
												174	A	Vanderbilt	52 77	
												175	A	Mercer	68 76	
												216	A	Hampton	57 64	
												233	A	Southern Miss.	40 76	
												261	A	Alabama St.	60 51	
												268	A	Memphis	48 53	
												319	H	Presbyterian	75 54	
LAST 12 Division I GAMES:																
				167	H	UAB	41 66	175	A	Mercer	68 76					
				319	H	Presbyterian	75 54	174	A	Vanderbilt	52 77					
				216	A	Hampton	57 64	122	A	Colorado	39 81					
				73	A	Oklahoma St.	62 82	161	A	Denver	87 83					
				233	A	Southern Miss.	40 76	51	A	Auburn	46 73					
				261	A	Alabama St.	60 51	268	A	Memphis	48 53					

Non-Div I Games: Rhodes 71 54 Montevallo 73 47

Samford

Average RPI Win:	231	WON-LOST	WINNING	LAST 10	STRENGTH OF	OPP. STRENGTH	TEAM	ADJ.	CONF.	ADJ CONF.
Average RPI Loss:	140	RECORD	PCT. RANK	GAMES	SCHEDULE	OF SCHEDULE	RPI	RPI	RPI	RPI
DIV. I ONLY	7- 9	203	4-6	260	119	227	227	7	7	
DIV. I NON-CONF.	6- 4	125	0- 0	312	121	217	217	7	7	
-----										
TOTALS	RPI 1-25	RPI 26-50	W-L RECORDS	RPI 51-100	RPI 101-150	RPI 150+				
7- 9	0- 1	0- 0	OVERALL	0- 2	0- 2	7- 4				
5- 3	0- 1	0- 0	HOME	0- 0	0- 1	5- 1				
2- 6	0- 0	0- 0	AWAY	0- 2	0- 1	2- 3				
0- 0	0- 0	0- 0	NEUTRAL	0- 0	0- 0	0- 0				
6- 4	0- 1	0- 0	NON-CONFERENCE	0- 0	0- 1	6- 2				
5- 1	0- 1	0- 0	HOME	0- 0	0- 0	5- 0				
1- 3	0- 0	0- 0	AWAY	0- 0	0- 1	1- 2				
0- 0	0- 0	0- 0	NEUTRAL	0- 0	0- 0	0- 0				
1- 5	0- 0	0- 0	CONFERENCE	0- 2	0- 1	1- 2				
0- 2	0- 0	0- 0	HOME	0- 0	0- 1	0- 1				
1- 3	0- 0	0- 0	AWAY	0- 2	0- 0	1- 1				
0- 0	0- 0	0- 0	NEUTRAL	0- 0	0- 0	0- 0				

RPI 1-25				RPI 26-50				RPI 51-100				RPI 101+ Team's RPI: 227			
RPI	S	Opponent	Score	RPI	S	Opponent	Score	RPI	S	Opponent	Score	RPI	S	Opponent	Score
22	H	Cal i forni a	53 70					53	A	Sai nt Mary's (CA)	60 74	102	A	Mi nnesota	48 53
								74	A	Paci fi c	47 79	128	H	Loyol a Marymount	52 69
												159	A	Santa Clara	57 49
												168	H	Pepperdi ne	55 74
												197	H	San Diego St.	72 71
												198	A	Southern Utah	59 69
												212	A	Long Beach St.	60 56
												221	H	Dartmouth	78 76
												247	A	San Francis co	57 68
												259	H	Clevel and St.	83 82
												262	H	Hawai i	58 50
												266	A	UTSA	77 87
												308	H	San Jose St.	83 79
LAST 12 Division I GAMES:															
308	H	San Jose St.	83 79	74	A	Paci fi c	47 79								
266	A	UTSA	77 87	53	A	Saint Mary's (CA)	60 74								
212	A	Long Beach St.	60 56	168	H	Pepperdi ne	55 74								
221	H	Dartmouth	78 76	128	H	Loyol a Marymount	52 69								
197	H	San Diego St.	72 71	159	A	Santa Clara	57 49								
22	H	Cal i forni a	53 70	247	A	San Francis co	57 68								

Non-Div I Games: Cal St. San B'dino 76 58

San Diego

Average RPI	Win:	240	WON-LOST	WINNING	LAST 10	STRENGTH OF	OPP. STRENGTH	TEAM	ADJ.	CONF.	ADJ CONF.
Average RPI	Loss:	129	RECORD	PCT. RANK	GAMES	SCHEDULE	OF SCHEDULE	RPI	RPI	RPI	RPI
DIV. I ONLY		6- 9		226	2-8	132	242	197	197	12	12
DIV. I NON-CONF.		5- 6		177	0- 0	211	295	223	223	10	10
<hr/>											
TOTALS	RPI 1-25		RPI 26-50		W-L RECORDS	RPI 51-100		RPI 101-150		RPI 150+	
6- 9	0- 0		0- 0		OVERALL	0- 5		1- 0		5- 4	
4- 4	0- 0		0- 0		HOME	0- 3		0- 0		4- 1	
2- 5	0- 0		0- 0		AWAY	0- 2		1- 0		1- 3	
0- 0	0- 0		0- 0		NEUTRAL	0- 0		0- 0		0- 0	
5- 6	0- 0		0- 0		NON-CONFERENCE	0- 2		1- 0		4- 4	
3- 3	0- 0		0- 0		HOME	0- 2		0- 0		3- 1	
2- 3	0- 0		0- 0		AWAY	0- 0		1- 0		1- 3	
0- 0	0- 0		0- 0		NEUTRAL	0- 0		0- 0		0- 0	
1- 3	0- 0		0- 0		CONFERENCE	0- 3		0- 0		1- 0	
1- 1	0- 0		0- 0		HOME	0- 1		0- 0		1- 0	
0- 2	0- 0		0- 0		AWAY	0- 2		0- 0		0- 0	
0- 0	0- 0		0- 0		NEUTRAL	0- 0		0- 0		0- 0	

RPI 1-25				RPI 26-50				RPI 51-100				RPI 101+				Team's RPI: 197	
RPI	S	Opponent	Score	RPI	S	Opponent	Score	RPI	S	Opponent	Score	RPI	S	Opponent	Score		
								54	A	New Mexico	62	70	131	A	UC Irvine	78	70
								59	H	Ari zona	60	69	159	A	Santa Clara	43	60
								60	A	Wyomi ng	45	87	163	A	CSUN	74	77
								64	H	Boi se St.	66	69	207	A	Cal St. Fullerton	83	72
								65	H	TCU	64	81	225	H	Ai r Force	70	61
													227	A	San Diego	71	72
													262	H	Hawai i	58	57
													293	H	Cal i fornia Baptist	83	67
													313	H	UC Santa Barbara	58	63
													322	H	Incarnate Word	81	38
LAST 12 Division I GAMES:																	
131	A	UC Irvine	78	70	54	A	New Mexico	62	70	225	H	Ai r Force	70	61			
59	H	Ari zona	60	69	60	A	Wyomi ng	45	87	64	H	Boi se St.	66	69			
227	A	San Di ego	71	72	313	H	UC Santa Barbara	58	63	163	A	CSUN	74	77			
65	H	TCU	64	81													
293	H	Cal i fornia Baptist	83	67													
322	H	Incarnate Word	81	38													

Non-Div I Games:

San Diego St.

Average RPI Win:	278	WON-LOST	WINNING	LAST 10	STRENGTH OF	OPP. STRENGTH	TEAM	ADJ.	CONF.	ADJ CONF.
Average RPI Loss:	112	RECORD	PCT. RANK	GAMES	SCHEDULE	OF SCHEDULE	RPI	RPI	RPI	RPI

DIV. I ONLY	5- 11	260	3-7	178	157	247	247	7	7
DIV. I NON-CONF.	4- 7	228	0- 0	249	137	256	256	7	7
-----									
TOTALS	RPI 1-25	RPI 26-50	W-L RECORDS	RPI 51-100	RPI 101-150	RPI 150+			
5- 11	0- 1	0- 1	OVERALL	0- 2	0- 4	5- 3			
2- 5	0- 0	0- 1	HOME	0- 1	0- 2	2- 1			
1- 5	0- 1	0- 0	AWAY	0- 1	0- 2	1- 1			
2- 1	0- 0	0- 0	NEUTRAL	0- 0	0- 0	2- 1			
4- 7	0- 1	0- 0	NON-CONFERENCE	0- 2	0- 3	4- 1			
1- 3	0- 0	0- 0	HOME	0- 1	0- 2	1- 0			
1- 3	0- 1	0- 0	AWAY	0- 1	0- 1	1- 0			
2- 1	0- 0	0- 0	NEUTRAL	0- 0	0- 0	2- 1			
1- 4	0- 0	0- 1	CONFERENCE	0- 0	0- 1	1- 2			
1- 2	0- 0	0- 1	HOME	0- 0	0- 0	1- 1			
0- 2	0- 0	0- 0	AWAY	0- 0	0- 1	0- 1			
0- 0	0- 0	0- 0	NEUTRAL	0- 0	0- 0	0- 0			

RPI	S	Opponent	Score	RPI	S	Opponent	Score	RPI	S	Opponent	Score	RPI	S	Opponent	Score	Team's RPI: 247
2	A	Stanford	62 96	28	H	BYU	59 67	81	H	Northern Colo.	63 68	110	A	Idaho	63 70	
								98	A	Washington St.	61 91	124	H	UT Arlington	73 80	
												128	A	Loyola Marymount	58 66	
												137	H	UC Davis	68 70	
												159	H	Santa Clara	66 71	
												168	A	Pepperdine	50 69	
												194	N	North Dakota	97 100	
												227	H	San Diego	68 57	
												243	A	Sacramento St.	86 75	
												292	N	Cal Poly	65 62	
												308	H	San Jose St.	85 63	
												320	N	North Dakota St.	75 42	
-----																
LAST 12 Division I GAMES:																
320	N	North Dakota St.	75 42	168	A	Pepperdine	50 69	128	A	Loyola Marymount	58 66	110	A	Idaho	63 70	
137	H	UC Davis	68 70	128	A	Loyola Marymount	58 66	159	H	Santa Clara	66 71	227	H	San Diego	68 57	
243	A	Sacramento St.	86 75	28	H	BYU	59 67	227	H	San Diego	68 57	194	N	North Dakota	97 100	
110	A	Idaho	63 70	227	H	San Diego	68 57	194	N	North Dakota	97 100					
98	A	Washington St.	61 91													
124	H	UT Arlington	73 80													

Non-Div I Games:

San Francisco



Average RPI Win:	291	WON-LOST	WINNING	LAST 10	STRENGTH OF	OPP. STRENGTH	TEAM	ADJ.	CONF.	ADJ CONF.
Average RPI Loss:	149	RECORD	PCT. RANK	GAMES	SCHEDULE	OF SCHEDULE	RPI	RPI	RPI	RPI
DIV. I ONLY	1- 13	338	0-10	129	221	308	308	12	12	
DIV. I NON-CONF.	1- 9	326	0- 0	144	224	315	315	10	10	
-----										
TOTALS	RPI 1-25	RPI 26-50	W-L RECORDS	RPI 51-100	RPI 101-150	RPI 150+				
1- 13	0- 0	0- 0	OVERALL	0- 4	0- 3	1- 6				
1- 4	0- 0	0- 0	HOME	0- 1	0- 1	1- 2				
0- 9	0- 0	0- 0	AWAY	0- 3	0- 2	0- 4				
0- 0	0- 0	0- 0	NEUTRAL	0- 0	0- 0	0- 0				
1- 9	0- 0	0- 0	NON-CONFERENCE	0- 2	0- 3	1- 4				
1- 3	0- 0	0- 0	HOME	0- 1	0- 1	1- 1				
0- 6	0- 0	0- 0	AWAY	0- 1	0- 2	0- 3				
0- 0	0- 0	0- 0	NEUTRAL	0- 0	0- 0	0- 0				
0- 4	0- 0	0- 0	CONFERENCE	0- 2	0- 0	0- 2				
0- 1	0- 0	0- 0	HOME	0- 0	0- 0	0- 1				
0- 3	0- 0	0- 0	AWAY	0- 2	0- 0	0- 1				
0- 0	0- 0	0- 0	NEUTRAL	0- 0	0- 0	0- 0				

RPI 1-25				RPI 26-50				RPI 51-100				RPI 101+				Team's RPI: 308
RPI	S	Opponent	Score	RPI	S	Opponent	Score	RPI	S	Opponent	Score	RPI	S	Opponent	Score	
								64	A	Boise St.	68 99	122	A	Col orado	64 76	
								74	H	Paci fi c	67 91	131	H	UC Irvi ne	66 74	
								96	A	Nebraska	63 96	144	A	Portl and St.	51 80	
								99	A	Fresno St.	48 77	159	H	Santa Clara	56 62	
												160	A	Utah St.	49 82	
												163	A	CSUN	40 76	
												227	A	San Di ego	79 83	
												245	H	Nevada	49 52	
												247	A	San Franci sco	63 85	
												291	H	CSU Bakersfi el d	82 72	
LAST 12 Division I GAMES:																
159	H	Santa Clara	56 62	160	A	Utah St.	49 82									
96	A	Nebraska	63 96	64	A	Boise St.	68 99									
122	A	Col orado	64 76	245	H	Nevada	49 52									
131	H	UC Irvi ne	66 74	99	A	Fresno St.	48 77									
74	H	Paci fi c	67 91	227	A	San Di ego	79 83									
291	H	CSU Bakersfi el d	82 72	163	A	CSUN	40 76									

Non-Div I Games: San Fran. St. 66 73

San Jose St.

Average RPI Win:	226	WON-LOST	WINNING	LAST 10	STRENGTH OF	OPP. STRENGTH	TEAM	ADJ.	CONF.	ADJ CONF.
Average RPI Loss:	111	RECORD	PCT. RANK	GAMES	SCHEDULE	OF SCHEDULE	RPI	RPI	RPI	RPI

DIV. I ONLY	8- 7	150	4-6	157	194	159	159	7	7
DIV. I NON-CONF.	6- 4	125	0- 0	200	188	138	138	7	7
TOTALS	RPI 1-25	RPI 26-50	W-L RECORDS	RPI 51-100	RPI 101-150	RPI 150+			
8- 7	0- 0	0- 2	OVERALL	0- 2	2- 0	6- 3			
4- 3	0- 0	0- 1	HOME	0- 0	1- 0	3- 2			
4- 4	0- 0	0- 1	AWAY	0- 2	1- 0	3- 1			
0- 0	0- 0	0- 0	NEUTRAL	0- 0	0- 0	0- 0			
6- 4	0- 0	0- 1	NON-CONFERENCE	0- 2	1- 0	5- 1			
4- 1	0- 0	0- 0	HOME	0- 0	1- 0	3- 1			
2- 3	0- 0	0- 1	AWAY	0- 2	0- 0	2- 0			
0- 0	0- 0	0- 0	NEUTRAL	0- 0	0- 0	0- 0			
2- 3	0- 0	0- 1	CONFERENCE	0- 0	1- 0	1- 2			
0- 2	0- 0	0- 1	HOME	0- 0	0- 0	0- 1			
2- 1	0- 0	0- 0	AWAY	0- 0	1- 0	1- 1			
0- 0	0- 0	0- 0	NEUTRAL	0- 0	0- 0	0- 0			

RPI 1-25				RPI 26-50				RPI 51-100				RPI 101+			
RPI	S	Opponent	Score	RPI	S	Opponent	Score	RPI	S	Opponent	Score	RPI	S	Opponent	Score
28	H	BYU	44 54	58	A	Southern Cal i forni a	46 77	128	A	Loyola Marymount	83 75				
34	A	Oregon St.	31 82	99	A	Fresno St.	53 80	142	H	Missouri St.	77 73				
												163	H	CSUN	38 53
												168	A	Pepperdi ne	48 74
												197	H	San Di ego St.	60 43
												207	A	Cal St. Fullerton	64 60
												227	H	San Di ego	49 57
												245	H	Nevada	56 48
												247	A	San Franci sco	71 66
												308	A	San Jose St.	62 56
												334	H	Grand Canyon	75 55
LAST 12 Division I GAMES:															
308	A	San Jose St.	62 56	128	A	Loyola Marymount	83 75								
99	A	Fresno St.	53 80	168	A	Pepperdi ne	48 74								
34	A	Oregon St.	31 82	247	A	San Franci sco	71 66								
163	H	CSUN	38 53	227	H	San Di ego	49 57								
142	H	Missouri St.	77 73	28	H	BYU	44 54								
207	A	Cal St. Fullerton	64 60	334	H	Grand Canyon	75 55								

Non-Div I Games: Sonoma St. 98 38

Santa Clara

Average RPI Win:	314	WON-LOST	WINNING	LAST 10	STRENGTH OF	OPP. STRENGTH	TEAM	ADJ.	CONF.	ADJ CONF.
Average RPI Loss:	196	RECORD	PCT. RANK	GAMES	SCHEDULE	OF SCHEDULE	RPI	RPI	RPI	RPI
DIV. I ONLY	2- 8	305	2-8	351	136	339	339	32	32	
DIV. I NON-CONF.	0- 7	336	0- 0	302	108	347	347	32	32	
-----										
TOTALS	RPI 1-25	RPI 26-50	W-L RECORDS	RPI 51-100	RPI 101-150	RPI 150+				
2- 8	0- 0	0- 2	OVERALL	0- 0	0- 0	2- 6				
0- 3	0- 0	0- 0	HOME	0- 0	0- 0	0- 3				
2- 5	0- 0	0- 2	AWAY	0- 0	0- 0	2- 3				
0- 0	0- 0	0- 0	NEUTRAL	0- 0	0- 0	0- 0				
0- 7	0- 0	0- 2	NON-CONFERENCE	0- 0	0- 0	0- 5				
0- 3	0- 0	0- 0	HOME	0- 0	0- 0	0- 3				
0- 4	0- 0	0- 2	AWAY	0- 0	0- 0	0- 2				
0- 0	0- 0	0- 0	NEUTRAL	0- 0	0- 0	0- 0				
2- 1	0- 0	0- 0	CONFERENCE	0- 0	0- 0	2- 1				
0- 0	0- 0	0- 0	HOME	0- 0	0- 0	0- 0				
2- 1	0- 0	0- 0	AWAY	0- 0	0- 0	2- 1				
0- 0	0- 0	0- 0	NEUTRAL	0- 0	0- 0	0- 0				

RPI 1-25				RPI 26-50				RPI 51-100				RPI 101+ Team's RPI: 339			
RPI	S	Opponent	Score	RPI	S	Opponent	Score	RPI	S	Opponent	Score	RPI	S	Opponent	Score
				26	A	South Dakota St.	49 97					190	A	Ole Miss	51 74
				33	A	DePaul	61 124					219	H	Jacksonville	58 68
												226	H	Texas Southern	41 65
												269	A	Wichita St.	50 66
												284	H	Ga. Southern	71 82
												287	A	Coppin St.	76 70
												321	A	Morgan St.	47 63
												341	A	Florida A&M	54 50
LAST 12 Division I GAMES:															
				226	H	Texas Southern	41 65	341	A	Florida A&M	54 50				
				33	A	DePaul	61 124	321	A	Morgan St.	47 63				
				219	H	Jacksonville	58 68	287	A	Coppin St.	76 70				
				284	H	Ga. Southern	71 82	269	A	Wichita St.	50 66				
								26	A	South Dakota St.	49 97				
								190	A	Ole Miss	51 74				

Non-Div I Games: Carver 101 49 Wesleyan (GA) 155 26

Savannah St.

Average RPI Win:	0	WON-LOST	WINNING	LAST 10	STRENGTH OF	OPP. STRENGTH	TEAM	ADJ.	CONF.	ADJ CONF.
Average RPI Loss:	187	RECORD	PCT. RANK	GAMES	SCHEDULE	OF SCHEDULE	RPI	RPI	RPI	RPI
DIV. I ONLY	0- 16	348	0-10	167	305	336	336	30	30	
DIV. I NON-CONF.	0- 13	336	0- 0	105	273	320	320	30	30	
-----										
TOTALS	RPI 1-25	RPI 26-50	W-L RECORDS	RPI 51-100	RPI 101-150	RPI 150+				
0- 16	0- 0	0- 1	OVERALL	0- 2	0- 4	0- 9				
0- 8	0- 0	0- 0	HOME	0- 0	0- 1	0- 7				
0- 7	0- 0	0- 1	AWAY	0- 1	0- 3	0- 2				
0- 1	0- 0	0- 0	NEUTRAL	0- 1	0- 0	0- 0				
0- 13	0- 0	0- 1	NON-CONFERENCE	0- 2	0- 4	0- 6				
0- 5	0- 0	0- 0	HOME	0- 0	0- 1	0- 4				
0- 7	0- 0	0- 1	AWAY	0- 1	0- 3	0- 2				
0- 1	0- 0	0- 0	NEUTRAL	0- 1	0- 0	0- 0				
0- 3	0- 0	0- 0	CONFERENCE	0- 0	0- 0	0- 3				
0- 3	0- 0	0- 0	HOME	0- 0	0- 0	0- 3				
0- 0	0- 0	0- 0	AWAY	0- 0	0- 0	0- 0				
0- 0	0- 0	0- 0	NEUTRAL	0- 0	0- 0	0- 0				

RPI	S	Opponent	Score	RPI	S	Opponent	Score	RPI	S	Opponent	Score	RPI	S	Opponent	Score
44	A	Utah	62 89	59	N	Arizona	54 84	74	A	Paci fi c	61 75	103	H	Washington	58 69
												131	A	UC Irvi ne	60 65
												137	A	UC Davi s	59 76
												144	A	Portland St.	43 68
												168	H	Pepperdi ne	64 78
												207	H	Cal St. Fullerton	54 57
												241	H	Northern Ariz.	58 65
												245	A	Nevada	54 67
												258	H	Utah Valley	55 58
												262	A	Hawai i	51 67
												291	H	CSU Bakersfi el d	60 70
												292	H	Cal Poly	50 60
												334	H	Grand Canyon	73 74
LAST 12 Division I GAMES:															
258	H	Utah Valley	55 58	291	H	CSU Bakersfi el d	60 70								
334	H	Grand Canyon	73 74	131	A	UC Irvi ne	60 65								
168	H	Pepperdi ne	64 78	245	A	Nevada	54 67								
103	H	Washington	58 69	292	H	Cal Poly	50 60								
44	A	Utah	62 89	137	A	UC Davi s	59 76								
144	A	Portland St.	43 68	74	A	Paci fi c	61 75								

Non-Div I Games:

Seattle U

Average RPI Win:	222	WON-LOST	WINNING	LAST 10	STRENGTH OF	OPP. STRENGTH	TEAM	ADJ.	CONF.	ADJ CONF.
Average RPI Loss:	52	RECORD	PCT. RANK	GAMES	SCHEDULE	OF SCHEDULE	RPI	RPI	RPI	RPI
DIV. I ONLY	11- 5	79	6-4	144	121	88	88	5	5	
DIV. I NON-CONF.	8- 3	71	0- 0	258	172	113	113	4	4	
-----										
TOTALS	RPI 1-25	RPI 26-50	W-L RECORDS	RPI 51-100	RPI 101-150	RPI 150+				
11- 5	0- 2	0- 2	OVERALL	3- 0	1- 0	7- 1				
9- 0	0- 0	0- 0	HOME	2- 0	1- 0	6- 0				
1- 4	0- 2	0- 1	AWAY	1- 0	0- 0	0- 1				
1- 1	0- 0	0- 1	NEUTRAL	0- 0	0- 0	1- 0				
8- 3	0- 1	0- 2	NON-CONFERENCE	1- 0	0- 0	7- 0				
6- 0	0- 0	0- 0	HOME	0- 0	0- 0	6- 0				
1- 2	0- 1	0- 1	AWAY	1- 0	0- 0	0- 0				
1- 1	0- 0	0- 1	NEUTRAL	0- 0	0- 0	1- 0				
3- 2	0- 1	0- 0	CONFERENCE	2- 0	1- 0	0- 1				
3- 0	0- 0	0- 0	HOME	2- 0	1- 0	0- 0				
0- 2	0- 1	0- 0	AWAY	0- 0	0- 0	0- 1				
0- 0	0- 0	0- 0	NEUTRAL	0- 0	0- 0	0- 0				

RPI 1-25				RPI 26-50				RPI 51-100				RPI 101+			
RPI	S	Opponent	Score	RPI	S	Opponent	Score	RPI	S	Opponent	Score	RPI	S	Opponent	Score
7	A	UConn	61 99	32	N	Georgi a Tech	73 84	68	H	Creighton	82 75	111	H	Provi dence	79 73
16	A	Butler	59 62	40	A	UCLA	62 78	87	A	Princeton	70 66	165	A	Xavi er	62 63
								100	H	St. John's (NY)	77 67	266	H	UTSA	84 53
												281	H	St. Franci s Brookl yn	100 77
												289	H	UMass Lowell	90 57
												296	H	Kennesaw St.	102 80
												300	H	Saint Peter's	90 47
												323	N	UNC Greensboro	71 64
												324	H	Wagner	95 40
LAST 12 Division I GAMES:															
111	H	Provi dence	79 73	165	A	Xavi er	62 63								
68	H	Creighton	82 75	16	A	Butler	59 62								
300	H	Saint Peter's	90 47	100	H	St. John's (NY)	77 67								
289	H	UMass Lowell	90 57	323	N	UNC Greensboro	71 64								
281	H	St. Franci s Brookl yn	100 77	32	N	Georgi a Tech	73 84								
40	A	UCLA	62 78	7	A	UConn	61 99								

Non-Div I Games:

Seton Hall

Average RPI Win:	277	WON-LOST	WINNING	LAST 10	STRENGTH OF	OPP. STRENGTH	TEAM	ADJ.	CONF.	ADJ CONF.
Average RPI Loss:	188	RECORD	PCT. RANK	GAMES	SCHEDULE	OF SCHEDULE	RPI	RPI	RPI	RPI
DIV. I ONLY	7- 8	188	6-4	313	288	286	286	27	27	
DIV. I NON-CONF.	4- 7	228	1- 0	264	268	283	283	28	28	
-----										
TOTALS	RPI 1-25	RPI 26-50	W-L RECORDS	RPI 51-100	RPI 101-150	RPI 150+				
7- 8	0- 0	0- 0	OVERALL	0- 2	0- 0	7- 6				
4- 5	0- 0	0- 0	HOME	0- 2	0- 0	4- 3				
2- 2	0- 0	0- 0	AWAY	0- 0	0- 0	2- 2				
1- 1	0- 0	0- 0	NEUTRAL	0- 0	0- 0	1- 1				
4- 7	0- 0	0- 0	NON-CONFERENCE	0- 2	0- 0	4- 5				
2- 4	0- 0	0- 0	HOME	0- 2	0- 0	2- 2				
1- 2	0- 0	0- 0	AWAY	0- 0	0- 0	1- 2				
1- 1	0- 0	0- 0	NEUTRAL	0- 0	0- 0	1- 1				
3- 1	0- 0	0- 0	CONFERENCE	0- 0	0- 0	3- 1				
2- 1	0- 0	0- 0	HOME	0- 0	0- 0	2- 1				
1- 0	0- 0	0- 0	AWAY	0- 0	0- 0	1- 0				
0- 0	0- 0	0- 0	NEUTRAL	0- 0	0- 0	0- 0				

RPI 1-25				RPI 26-50				RPI 51-100				RPI 101+ Team's RPI: 286					
RPI	S	Opponent	Score	RPI	S	Opponent	Score	RPI	S	Opponent	Score	RPI	S	Opponent	Score		
								70	H	Harvard	54	73	157	N	Drexel	39	51
								85	H	Penn	51	58	195	H	Massachusetts	64	59
													204	H	Ri der	52	55
													220	A	Howard	86	81
													222	A	St. Bonaventure	58	74
													235	H	Hofstra	50	57
													240	H	Col gate	55	53
													244	A	Sacred Heart	50	72
													283	H	Fla. Atlantic	66	70
													300	A	Saint Peter's	84	57
													317	H	Iona	59	47
													324	N	Wagner	74	71
													342	H	Manhattan	62	56
LAST 12 Division I GAMES:																	
				324	N	Wagner	74	71					342	H	Manhattan	62	56
				204	H	Ri der	52	55					317	H	Iona	59	47
				283	H	Fla. Atlantic	66	70					300	A	Saint Peter's	84	57
				240	H	Col gate	55	53					235	H	Hofstra	50	57
				157	N	Drexel	39	51					195	H	Massachusetts	64	59
				220	A	Howard	86	81					222	A	St. Bonaventure	58	74

Non-Div I Games:

Siena

Average RPI Win: 238 WON-LOST RECORD WINNING PCT. RANK LAST 10 GAMES STRENGTH OF SCHEDULE OPP. STRENGTH OF SCHEDULE TEAM RPI ADJ. RPI CONF. RPI ADJ CONF. RPI

DIV. I ONLY	10- 3	42	7-3	343	70	171	171	15	15
DIV. I NON-CONF.	9- 0	1	1- 0	347	86	121	121	15	15
TOTALS	RPI 1-25	RPI 26-50	W-L RECORDS	RPI 51-100	RPI 101-150	RPI 150+			
10- 3	0- 0	0- 0	OVERALL	0- 0	1- 3	9- 0			
3- 2	0- 0	0- 0	HOME	0- 0	0- 2	3- 0			
6- 1	0- 0	0- 0	AWAY	0- 0	1- 1	5- 0			
1- 0	0- 0	0- 0	NEUTRAL	0- 0	0- 0	1- 0			
9- 0	0- 0	0- 0	NON-CONFERENCE	0- 0	1- 0	8- 0			
3- 0	0- 0	0- 0	HOME	0- 0	0- 0	3- 0			
5- 0	0- 0	0- 0	AWAY	0- 0	1- 0	4- 0			
1- 0	0- 0	0- 0	NEUTRAL	0- 0	0- 0	1- 0			
1- 3	0- 0	0- 0	CONFERENCE	0- 0	0- 3	1- 0			
0- 2	0- 0	0- 0	HOME	0- 0	0- 2	0- 0			
1- 1	0- 0	0- 0	AWAY	0- 0	0- 1	1- 0			
0- 0	0- 0	0- 0	NEUTRAL	0- 0	0- 0	0- 0			

RPI S Opponent	Score	RPI S Opponent	Score	RPI S Opponent	Score	RPI S Opponent	Score	Team's RPI: 171
107 A Appalachian St.	63 71	119 A Alabama	72 67	123 H Arkansas St.	64 77	127 H Little Rock	42 65	
169 A Southern U.	53 49	183 N New Mexico St.	68 67	208 A Coastal Caro.	88 78	233 H Southern Miss.	77 68	
257 H ETSU	81 74	261 H Alabama St.	77 65	307 A Tennessee St.	78 56	314 A FIU	84 77	
325 A Central Ark.	58 50							
LAST 12 Division I GAMES:								
314 A FIU	84 77	123 H Arkansas St.	64 77	208 A Coastal Caro.	88 78	107 A Appalachian St.	63 71	
127 H Little Rock	42 65	107 A Appalachian St.	63 71	183 N New Mexico St.	68 67	257 H ETSU	81 74	
307 A Tennessee St.	78 56	261 H Alabama St.	77 65	325 A Central Ark.	58 50	119 A Alabama	72 67	

Non-Div I Games: Faulkner 97 40 Spring Hill 75 57

South Alabama

Average RPI Win:	143	WON-LOST	WINNING	LAST 10	STRENGTH OF	OPP. STRENGTH	TEAM	ADJ.	CONF.	ADJ CONF.
Average RPI Loss:	18	RECORD	PCT. RANK	GAMES	SCHEDULE	OF SCHEDULE	RPI	RPI	RPI	RPI
DIV. I ONLY	12- 4	51	9-1	36	15	24	24	6	6	
DIV. I NON-CONF.	8- 4	91	0- 1	33	18	47	47	6	6	
-----										
TOTALS	RPI 1-25	RPI 26-50	W-L RECORDS	RPI 51-100	RPI 101-150	RPI 150+				
12- 4	0- 3	3- 1	OVERALL	2- 0	2- 0	5- 0				
7- 2	0- 2	1- 0	HOME	1- 0	2- 0	3- 0				
4- 0	0- 0	2- 0	AWAY	1- 0	0- 0	1- 0				
1- 2	0- 1	0- 1	NEUTRAL	0- 0	0- 0	1- 0				
8- 4	0- 3	2- 1	NON-CONFERENCE	1- 0	1- 0	4- 0				
5- 2	0- 2	1- 0	HOME	1- 0	1- 0	2- 0				
2- 0	0- 0	1- 0	AWAY	0- 0	0- 0	1- 0				
1- 2	0- 1	0- 1	NEUTRAL	0- 0	0- 0	1- 0				
4- 0	0- 0	1- 0	CONFERENCE	1- 0	1- 0	1- 0				
2- 0	0- 0	0- 0	HOME	0- 0	1- 0	1- 0				
2- 0	0- 0	1- 0	AWAY	1- 0	0- 0	0- 0				
0- 0	0- 0	0- 0	NEUTRAL	0- 0	0- 0	0- 0				

RPI	S	Opponent	Score	RPI	S	Opponent	Score	RPI	S	Opponent	Score	RPI	S	Opponent	Score
3	H	Baylor	69 94	34	N	Oregon St.	68 70	52	A	LSU	76 53	107	H	Appalachian St.	80 50
14	N	Drake	85 90	37	A	Texas A&M	60 57	94	H	Dayton	65 55	119	H	Alabama	62 59
20	H	Maryland	61 85	43	H	Clemson	69 57					205	H	Florida	71 40
				45	A	Purdue	82 73					238	H	Furman	66 53
-----															
LAST 12 Division I GAMES:															
14	N	Drake	85 90	52	A	LSU	76 53	205	H	Florida	71 40	119	H	Alabama	62 59
34	N	Oregon St.	68 70	37	A	Texas A&M	60 57	94	H	Dayton	65 55	238	H	Furman	66 53
45	A	Purdue	82 73	43	H	Clemson	69 57					254	H	Temple	88 60
107	H	Appalachian St.	80 50	52	A	LSU	76 53					257	N	ETSU	101 55
3	H	Baylor	69 94	34	N	Oregon St.	68 70					261	A	Alabama St.	94 38
94	H	Dayton	65 55	45	A	Purdue	82 73								

Non-Div I Games:

South Carolina



Average RPI Win:	304	WON-LOST	WINNING	LAST 10	STRENGTH OF	OPP. STRENGTH	TEAM	ADJ.	CONF.	ADJ CONF.
Average RPI Loss:	208	RECORD	PCT. RANK	GAMES	SCHEDULE	OF SCHEDULE	RPI	RPI	RPI	RPI

DIV. I ONLY	6- 9	226	5-5	347	269	309	309	32	32
DIV. I NON-CONF.	5- 7	206	1- 0	324	279	285	285	32	32
-----									
TOTALS	RPI 1-25	RPI 26-50	W-L RECORDS	RPI 51-100	RPI 101-150	RPI 150+			
6- 9	0- 0	0- 0	OVERALL	0- 2	0- 1	6- 6			
3- 2	0- 0	0- 0	HOME	0- 0	0- 0	3- 2			
3- 5	0- 0	0- 0	AWAY	0- 1	0- 1	3- 3			
0- 2	0- 0	0- 0	NEUTRAL	0- 1	0- 0	0- 1			
5- 7	0- 0	0- 0	NON-CONFERENCE	0- 2	0- 1	5- 4			
3- 1	0- 0	0- 0	HOME	0- 0	0- 0	3- 1			
2- 4	0- 0	0- 0	AWAY	0- 1	0- 1	2- 2			
0- 2	0- 0	0- 0	NEUTRAL	0- 1	0- 0	0- 1			
1- 2	0- 0	0- 0	CONFERENCE	0- 0	0- 0	1- 2			
0- 1	0- 0	0- 0	HOME	0- 0	0- 0	0- 1			
1- 1	0- 0	0- 0	AWAY	0- 0	0- 0	1- 1			
0- 0	0- 0	0- 0	NEUTRAL	0- 0	0- 0	0- 0			

RPI 1-25				RPI 26-50				RPI 51-100				RPI 101+ Team's RPI: 309			
RPI	S	Opponent	Score	RPI	S	Opponent	Score	RPI	S	Opponent	Score	RPI	S	Opponent	Score
								59	A	Ari zona	32	73			
								90	N	Wake Forest	44	58			
LAST 12 Di vi si on I GAMES:															
				232	H	UNLV	58 49	321	A	Morgan St.	51	62			
				287	A	Coppin St.	75 59	264	H	N. C. A&T	44	58			
				327	H	USC Upstate	71 66	316	A	Western Caro.	54	39			
				59	A	Ari zona	32 73	201	N	East Carol ina	63	71			
				319	A	Presbyteri an	57 48	90	N	Wake Forest	44	58			
				340	H	Charleston So.	67 58	276	H	Winthrop	50	58			

Non-Div I Games: Voorhees 88 61 UNKNOWN 67 51

South Carolina St.

Average RPI Win:	156	WON-LOST	WINNING	LAST 10	STRENGTH OF	OPP. STRENGTH	TEAM	ADJ.	CONF.	ADJ CONF.
Average RPI Loss:	65	RECORD	PCT. RANK	GAMES	SCHEDULE	OF SCHEDULE	RPI	RPI	RPI	RPI

DIV. I ONLY	13- 3	30	8-2	114	45	23	23	18	18
DIV. I NON-CONF.	10- 2	37	0- 0	60	14	13	13	16	16
-----									
TOTALS	RPI 1-25	RPI 26-50	W-L RECORDS	RPI 51-100	RPI 101-150	RPI 150+			
13- 3	1- 2	3- 0	OVERALL	1- 0	2- 0	6- 1			
5- 0	1- 0	2- 0	HOME	0- 0	0- 0	2- 0			
5- 2	0- 1	1- 0	AWAY	1- 0	1- 0	2- 1			
3- 1	0- 1	0- 0	NEUTRAL	0- 0	1- 0	2- 0			
10- 2	1- 2	2- 0	NON-CONFERENCE	1- 0	2- 0	4- 0			
3- 0	1- 0	1- 0	HOME	0- 0	0- 0	1- 0			
4- 1	0- 1	1- 0	AWAY	1- 0	1- 0	1- 0			
3- 1	0- 1	0- 0	NEUTRAL	0- 0	1- 0	2- 0			
3- 1	0- 0	1- 0	CONFERENCE	0- 0	0- 0	2- 1			
2- 0	0- 0	1- 0	HOME	0- 0	0- 0	1- 0			
1- 1	0- 0	0- 0	AWAY	0- 0	0- 0	1- 1			
0- 0	0- 0	0- 0	NEUTRAL	0- 0	0- 0	0- 0			

RPI 1-25	Team's RPI: 23	RPI 26-50	RPI 51-100	RPI 101+
RPI S Opponent Score	RPI S Opponent Score	RPI S Opponent Score	RPI S Opponent Score	RPI S Opponent Score
11 H Iowa St. 64 59	26 H South Dakota St. 105 98	68 A Creighton 77 65	128 N Loyola Marymount 67 40	
14 A Drake 64 76	35 A Missouri 74 61		142 A Missouri St. 85 74	
19 N Indiana 60 68	42 H Green Bay 55 49		152 A Montana 64 41	
			161 A Denver 99 104	
			180 N Grambling 67 53	
			269 N Wichita St. 73 64	
			320 A North Dakota St. 67 41	
			322 H Incarnate Word 96 43	
			338 H Purdue Fort Wayne 69 51	
LAST 12 Division I GAMES:				
338 H Purdue Fort Wayne 69 51	161 A Denver 99 104			
26 H South Dakota St. 105 98	320 A North Dakota St. 67 41			
142 A Missouri St. 85 74	19 N Indiana 60 68			
42 H Green Bay 55 49	128 N Loyola Marymount 67 40			
11 H Iowa St. 64 59	180 N Grambling 67 53			
152 A Montana 64 41	35 A Missouri 74 61			

Non-Div I Games: Bellevue 79 40 St. Mary (NE) 112 52

South Dakota

Average RPI Win:	142	WON-LOST	WINNING	LAST 10	STRENGTH OF	OPP. STRENGTH	TEAM	ADJ.	CONF.	ADJ CONF.
Average RPI Loss:	24	RECORD	PCT. RANK	GAMES	SCHEDULE	OF SCHEDULE	RPI	RPI	RPI	RPI

DIV. I ONLY	12- 6	83	7-3	32	27	26	26	18	18
DIV. I NON-CONF.	8- 5	120	0- 0	12	6	18	18	16	16
-----									
TOTALS	RPI 1-25	RPI 26-50	W-L RECORDS	RPI 51-100	RPI 101-150	RPI 150+			
12- 6	2- 4	1- 1	OVERALL	2- 1	2- 0	5- 0			
7- 1	1- 1	1- 0	HOME	2- 0	0- 0	3- 0			
5- 3	1- 2	0- 0	AWAY	0- 1	2- 0	2- 0			
0- 2	0- 1	0- 1	NEUTRAL	0- 0	0- 0	0- 0			
8- 5	2- 3	1- 1	NON-CONFERENCE	2- 1	2- 0	1- 0			
5- 1	1- 1	1- 0	HOME	2- 0	0- 0	1- 0			
3- 2	1- 1	0- 0	AWAY	0- 1	2- 0	0- 0			
0- 2	0- 1	0- 1	NEUTRAL	0- 0	0- 0	0- 0			
4- 1	0- 1	0- 0	CONFERENCE	0- 0	0- 0	4- 0			
2- 0	0- 0	0- 0	HOME	0- 0	0- 0	2- 0			
2- 1	0- 1	0- 0	AWAY	0- 0	0- 0	2- 0			
0- 0	0- 0	0- 0	NEUTRAL	0- 0	0- 0	0- 0			

RPI 1-25				RPI 26-50				RPI 51-100				RPI 101+			
RPI	S	Opponent	Score	RPI	S	Opponent	Score	RPI	S	Opponent	Score	RPI	S	Opponent	Score
3	N	Bayl or	66 72	38	N	Buffal o	55 61	60	A	Wyomi ng	70 77	113	A	Montana St.	88 67
5	H	Oregon	79 87	42	H	Green Bay	77 47	68	H	Creighton	74 48	134	A	Chattanooga	71 54
12	A	Marquette	52 91					77	H	FGCU	80 62	161	H	Denver	76 59
14	H	Drake	80 71									164	H	Oral Roberts	68 55
21	A	Central Mi ch.	80 71									229	A	Western Ill.	93 84
23	A	South Dakota	98 105									338	A	Purdue Fort Wayne	85 52
												339	H	Savannah St.	97 49
LAST 12 Division I GAMES:															
164	H	Oral Roberts	68 55	23	A	South Dakota	98 105	338	A	Purdue Fort Wayne	85 52				
161	H	Denver	76 59					229	A	Western Ill.	93 84				
5	H	Oregon	79 87					60	A	Wyomi ng	70 77				
14	H	Drake	80 71					113	A	Montana St.	88 67				
134	A	Chattanooga	71 54					339	H	Savannah St.	97 49				
42	H	Green Bay	77 47												

Non-Div I Games:

South Dakota St.

Average RPI	Win: 207	WON-LOST	WINNING	LAST 10	STRENGTH OF	OPP. STRENGTH	TEAM	ADJ.	CONF.	ADJ CONF.
Average RPI	Loss: 49	RECORD	PCT. RANK	GAMES	SCHEDULE	OF SCHEDULE	RPI	RPI	RPI	RPI
DIV. I ONLY	10- 7	119	5-5	175	20	141	141	9	9	
DIV. I NON-CONF.	9- 5	105	0- 0	252	17	154	154	9	9	
-----										
TOTALS	RPI 1-25	RPI 26-50	W-L RECORDS	RPI 51-100	RPI 101-150	RPI 150+				
10- 7	0- 2	1- 2	OVERALL	0- 2	2- 1	7- 0				
7- 1	0- 1	0- 0	HOME	0- 0	1- 0	6- 0				
2- 2	0- 1	0- 0	AWAY	0- 1	1- 0	1- 0				
1- 4	0- 0	1- 2	NEUTRAL	0- 1	0- 1	0- 0				
9- 5	0- 0	1- 2	NON-CONFERENCE	0- 2	2- 1	6- 0				
7- 0	0- 0	0- 0	HOME	0- 0	1- 0	6- 0				
1- 1	0- 0	0- 0	AWAY	0- 1	1- 0	0- 0				
1- 4	0- 0	1- 2	NEUTRAL	0- 1	0- 1	0- 0				
1- 2	0- 2	0- 0	CONFERENCE	0- 0	0- 0	1- 0				
0- 1	0- 1	0- 0	HOME	0- 0	0- 0	0- 0				
1- 1	0- 1	0- 0	AWAY	0- 0	0- 0	1- 0				
0- 0	0- 0	0- 0	NEUTRAL	0- 0	0- 0	0- 0				

RPI	S	Opponent	Score	RPI	S	Opponent	Score	RPI	S	Opponent	Score	RPI	S	Opponent	Score	Team's RPI: 141
7	A	UConn	46 63	29	N	Kentucky	63 85	52	A	LSU	49 78	112	A	Ohio St.	71 47	
18	H	UCF	49 62	40	N	UCLA	60 56	68	N	Creighton	76 83	116	N	Virginia	67 74	
				50	N	North Carolina	69 71					150	H	Oklahoma	87 70	
												180	H	Grambling	67 50	
												182	H	George Washington	63 30	
												249	H	Bethune-Cookman	88 39	
												254	A	Temple	63 53	
												290	H	Albany (NY)	74 37	
												295	H	Vermont	102 55	
												315	H	New Hampshire	79 36	
-----																
LAST 12 Division I GAMES:																
7	A	UConn	46 63	254	A	Temple	63 53									
18	H	UCF	49 62	52	A	LSU	49 78									
182	H	George Washington	63 30	116	N	Virginia	67 74									
315	H	New Hampshire	79 36	68	N	Creighton	76 83									
40	N	UCLA	60 56	295	H	Vermont	102 55									
50	N	North Carolina	69 71	180	H	Grambling	67 50									

Non-Div I Games:

South Fla.

Average RPI		Winn: 284	WON-LOST RECORD	WINNING PCT. RANK	LAST 10 GAMES	STRENGTH OF SCHEDULE	OPP. STRENGTH OF SCHEDULE	TEAM RPI	ADJ. RPI	CONF. RPI	ADJ. CONF. RPI
DIV. I ONLY	Loss: 161		5- 8	232	6-4	182	333	217	217	21	21
DIV. I NON-CONF.			3- 6	241	0- 0	146	309	208	208	20	20
TOTALS		RPI 1-25		RPI 26-50		W-L RECORDS	RPI 51-100	RPI 101-150		RPI 150+	
5- 8	0- 1		0- 0	OVERALL	0- 0	0- 2	5- 5				
2- 3	0- 0		0- 0	HOME	0- 0	0- 2	2- 1				
3- 4	0- 1		0- 0	AWAY	0- 0	0- 0	3- 3				
0- 1	0- 0		0- 0	NEUTRAL	0- 0	0- 0	0- 1				
3- 6	0- 1		0- 0	NON-CONFERENCE	0- 0	0- 1	3- 4				
1- 1	0- 0		0- 0	HOME	0- 0	0- 1	1- 0				
2- 4	0- 1		0- 0	AWAY	0- 0	0- 0	2- 3				
0- 1	0- 0		0- 0	NEUTRAL	0- 0	0- 0	0- 1				
2- 2	0- 0		0- 0	CONFERENCE	0- 0	0- 1	2- 1				
1- 2	0- 0		0- 0	HOME	0- 0	0- 1	1- 1				
1- 0	0- 0		0- 0	AWAY	0- 0	0- 0	1- 0				
0- 0	0- 0		0- 0	NEUTRAL	0- 0	0- 0	0- 0				

RPI 1-25				RPI 26-50				RPI 51-100				RPI 101+				Team's RPI: 217	
RPI	S	Opponent	Score	RPI	S	Opponent	Score	RPI	S	Opponent	Score	RPI	S	Opponent	Score		
9	A	Mississippi St.	53 88									121	H	UT Martin	73 80		
												145	H	Indiana St.	51 62		
												155	N	North Ala.	67 80		
												166	A	Southern Ill.	40 60		
												172	A	Bradley	79 85		
												209	A	SIUE	62 52		
												229	H	Western Ill.	81 71		
												253	H	Murray St.	59 64		
												268	A	Memphis	57 69		
												305	A	NJIT	68 58		
												331	H	Austin Peay	64 54		
												345	A	Evansville	54 50		
LAST 12 Division I GAMES:																	
253	H	Murray St.	59 64	121	H	UT Martin	73 80										
331	H	Austin Peay	64 54	209	A	SIUE	62 52										
155	N	North Ala.	67 80	268	A	Memphis	57 69										
229	H	Western Ill.	81 71	345	A	Evansville	54 50										
166	A	Southern Ill.	40 60	145	H	Indiana St.	51 62										
172	A	Bradley	79 85	305	A	NJIT	68 58										

Non-Div I Games:	Ill.-Springfield	82	46	Harris-Stowe	80	65
------------------	------------------	----	----	--------------	----	----

Southeast Mo. St.

■ Loss, ■ Non-Conf, S Site, H Home A Away N Neutral

Average RPI Win:	287	WON-LOST	WINNING	LAST 10	STRENGTH OF	OPP. STRENGTH	TEAM	ADJ.	CONF.	ADJ CONF.
Average RPI Loss:	135	RECORD	PCT. RANK	GAMES	SCHEDULE	OF SCHEDULE	RPI	RPI	RPI	RPI
DIV. I ONLY	6- 7	196	3-7	240	285	203	203	26	26	
DIV. I NON-CONF.	4- 5	190	0- 0	301	293	228	228	22	22	
-----										
TOTALS	RPI 1-25	RPI 26-50	W-L RECORDS	RPI 51-100	RPI 101-150	RPI 150+				
6- 7	0- 0	0- 0	OVERALL	0- 3	0- 2	6- 2				
3- 2	0- 0	0- 0	HOME	0- 1	0- 0	3- 1				
3- 5	0- 0	0- 0	AWAY	0- 2	0- 2	3- 1				
0- 0	0- 0	0- 0	NEUTRAL	0- 0	0- 0	0- 0				
4- 5	0- 0	0- 0	NON-CONFERENCE	0- 1	0- 2	4- 2				
1- 1	0- 0	0- 0	HOME	0- 0	0- 0	1- 1				
3- 4	0- 0	0- 0	AWAY	0- 1	0- 2	3- 1				
0- 0	0- 0	0- 0	NEUTRAL	0- 0	0- 0	0- 0				
2- 2	0- 0	0- 0	CONFERENCE	0- 2	0- 0	2- 0				
2- 1	0- 0	0- 0	HOME	0- 1	0- 0	2- 0				
0- 1	0- 0	0- 0	AWAY	0- 1	0- 0	0- 0				
0- 0	0- 0	0- 0	NEUTRAL	0- 0	0- 0	0- 0				

RPI 1-25				RPI 26-50				RPI 51-100				RPI 101+ Team's RPI: 203			
RPI	S	Opponent	Score	RPI	S	Opponent	Score	RPI	S	Opponent	Score	RPI	S	Opponent	Score
								52	A	LSU	52 72	119	A	Al abama	40 88
								67	A	Lamar Universi ty	54 94	148	A	Loui si ana Tech	53 72
								72	H	SFA	51 62	170	H	Abi lene Christi an	74 71
												231	A	SMU	63 62
												233	H	Southern Mi ss.	52 59
												256	A	Al abama A&M	48 51
												312	H	La. -Monroe	49 42
												325	H	Central Ark.	62 53
												333	A	Jackson St.	50 45
												351	A	Al corn	77 59
LAST 12 Division I GAMES:															
				67	A	Lamar Universi ty	54 94	325	H	Central Ark.	62 53				
				170	H	Abilene Christian	74 71	72	H	SFA	51 62				
				148	A	Loui si ana Tech	53 72	52	A	LSU	52 72				
				333	A	Jackson St.	50 45	233	H	Southern Mi ss.	52 59				
				231	A	SMU	63 62	312	H	La. -Monroe	49 42				
				351	A	Al corn	77 59	256	A	Al abama A&M	48 51				

Non-Div I Games: Mobile 70 57 Xavier (LA) 47 59

Southeastern La.

Average RPI	Win:	191	WON-LOST	WINNING	LAST 10	STRENGTH OF	OPP. STRENGTH	TEAM	ADJ.	CONF.	ADJ CONF.
Average RPI	Loss:	23	RECORD	PCT. RANK	GAMES	SCHEDULE	OF SCHEDULE	RPI	RPI	RPI	RPI
DIV. I ONLY		10- 6		102	4-6	56	47	58	58	2	2
DIV. I NON-CONF.		10- 1		19	0- 0	185	163	32	32	2	2
-----											
TOTALS	RPI 1-25		RPI 26-50		W-L RECORDS	RPI 51-100		RPI 101-150		RPI 150+	
10- 6	0- 3		0- 3		OVERALL	1- 0		1- 0		8- 0	
5- 3	0- 1		0- 2		HOME	1- 0		0- 0		4- 0	
4- 3	0- 2		0- 1		AWAY	0- 0		1- 0		3- 0	
1- 0	0- 0		0- 0		NEUTRAL	0- 0		0- 0		1- 0	
10- 1	0- 0		0- 1		NON-CONFERENCE	1- 0		1- 0		8- 0	
5- 0	0- 0		0- 0		HOME	1- 0		0- 0		4- 0	
4- 1	0- 0		0- 1		AWAY	0- 0		1- 0		3- 0	
1- 0	0- 0		0- 0		NEUTRAL	0- 0		0- 0		1- 0	
0- 5	0- 3		0- 2		CONFERENCE	0- 0		0- 0		0- 0	
0- 3	0- 1		0- 2		HOME	0- 0		0- 0		0- 0	
0- 2	0- 2		0- 0		AWAY	0- 0		0- 0		0- 0	
0- 0	0- 0		0- 0		NEUTRAL	0- 0		0- 0		0- 0	

RPI	S	Opponent	Score	RPI	S	Opponent	Score	RPI	S	Opponent	Score	RPI	S	Opponent	Score
2	A	Stanford	64 72	34	H	Oregon St.	52 76	99	H	Fresno St.	62 61	124	A	UT Arlington	73 61
5	H	Oregon	53 93	37	A	Texas A&M	51 71					159	H	Santa Clara	77 46
22	A	Cal i forni a	59 66	40	H	UCLA	65 72					160	N	Utah St.	55 46
												163	H	CSUN	58 42
												206	H	UC Ri versi de	73 55
												212	A	Long Beach St.	86 50
												232	A	UNLV	86 72
												245	A	Nevada	72 51
												313	H	UC Santa Barbara	82 39
-----															
Team's RPI: 58															
LAST 12 Division I GAMES:															
34	H	Oregon St.	52 76	22	A	Cal i forni a	59 66								
5	H	Oregon	53 93	2	A	Stanford	64 72								
232	A	UNLV	86 72	40	H	UCLA	65 72								
99	H	Fresno St.	62 61	124	A	UT Arlington	73 61								
245	A	Nevada	72 51	37	A	Texas A&M	51 71								
160	N	Utah St.	55 46	163	H	CSUN	58 42								

Non-Di v I Games:

Southern Cal i forni a

Average RPI Win:	204	WON-LOST	WINNING	LAST 10	STRENGTH OF	OPP. STRENGTH	TEAM	ADJ.	CONF.	ADJ CONF.
Average RPI Loss:	124	RECORD	PCT. RANK	GAMES	SCHEDULE	OF SCHEDULE	RPI	RPI	RPI	RPI
DIV. I ONLY	8- 6	126	6-4	201	124	166	166	13	13	
DIV. I NON-CONF.	7- 4	109	0- 0	142	98	87	87	14	14	
<hr/>										
TOTALS	RPI 1-25	RPI 26-50	W-L RECORDS	RPI 51-100	RPI 101-150	RPI 150+				
8- 6	0- 1	0- 0	OVERALL	1- 0	2- 4	5- 1				
6- 1	0- 0	0- 0	HOME	0- 0	2- 1	4- 0				
1- 4	0- 0	0- 0	AWAY	0- 0	0- 3	1- 1				
1- 1	0- 1	0- 0	NEUTRAL	1- 0	0- 0	0- 0				
7- 4	0- 1	0- 0	NON-CONFERENCE	1- 0	2- 2	4- 1				
5- 0	0- 0	0- 0	HOME	0- 0	2- 0	3- 0				
1- 3	0- 0	0- 0	AWAY	0- 0	0- 2	1- 1				
1- 1	0- 1	0- 0	NEUTRAL	1- 0	0- 0	0- 0				
1- 2	0- 0	0- 0	CONFERENCE	0- 0	0- 2	1- 0				
1- 1	0- 0	0- 0	HOME	0- 0	0- 1	1- 0				
0- 1	0- 0	0- 0	AWAY	0- 0	0- 1	0- 0				
0- 0	0- 0	0- 0	NEUTRAL	0- 0	0- 0	0- 0				

RPI 1-25				RPI 26-50				RPI 51-100				RPI 101+				Team's RPI: 166
RPI	S	Opponent	Score	RPI	S	Opponent	Score	RPI	S	Opponent	Score	RPI	S	Opponent	Score	
15	N	Arizona St.	38 <b>82</b>					95	N	Hartford	72 50	104	A	Western Ky.	76 <b>83</b>	
												105	H	Northern Ill.	82 73	
												121	A	UT Martin	94 <b>95</b>	
												136	H	IUPUI	78 73	
												142	A	Missouri St.	51 <b>66</b>	
												145	H	Indiana St.	58 <b>61</b>	
												214	A	Saint Louis	58 <b>62</b>	
												215	H	Eastern Ill.	73 59	
												217	H	Southeast Mo. St.	60 40	
												253	A	Murray St.	65 59	
												265	H	Marshall	58 49	
												345	H	Evansville	67 47	
<hr/>																
LAST 12 Division I GAMES:																
				142	A	Missouri St.	51 <b>66</b>					345	H	Evansville	67 47	
				145	H	Indiana St.	58 <b>61</b>					136	H	IUPUI	78 73	
				15	N	Arizona St.	38 <b>82</b>					253	A	Murray St.	65 59	
				95	N	Hartford	72 50					215	H	Eastern Ill.	73 59	
				104	A	Western Ky.	76 <b>83</b>					105	H	Northern Ill.	82 73	
				265	H	Marshall	58 49					214	A	Saint Louis	58 <b>62</b>	

Non-Div I Games:

Southern Ill.



Average RPI	Win:	258	WON-LOST	WINNING	LAST 10	STRENGTH OF	OPP. STRENGTH	TEAM	ADJ.	CONF.	ADJ CONF.
Average RPI	Loss:	128	RECORD	PCT. RANK	GAMES	SCHEDULE	OF SCHEDULE	RPI	RPI	RPI	RPI
DIV. I ONLY		6- 9		226	3-7	138	308	233	233	16	16
DIV. I NON-CONF.		6- 5		143	0- 0	270	264	244	244	19	19
-----											
TOTALS	RPI 1-25		RPI 26-50		W-L RECORDS	RPI 51-100		RPI 101-150		RPI 150+	
6- 9	0- 1		0- 0		OVERALL	0- 2		0- 2		6- 4	
5- 5	0- 1		0- 0		HOME	0- 0		0- 2		5- 2	
1- 4	0- 0		0- 0		AWAY	0- 2		0- 0		1- 2	
0- 0	0- 0		0- 0		NEUTRAL	0- 0		0- 0		0- 0	
6- 5	0- 1		0- 0		NON-CONFERENCE	0- 1		0- 1		6- 2	
5- 3	0- 1		0- 0		HOME	0- 0		0- 1		5- 1	
1- 2	0- 0		0- 0		AWAY	0- 1		0- 0		1- 1	
0- 0	0- 0		0- 0		NEUTRAL	0- 0		0- 0		0- 0	
0- 4	0- 0		0- 0		CONFERENCE	0- 1		0- 1		0- 2	
0- 2	0- 0		0- 0		HOME	0- 0		0- 1		0- 1	
0- 2	0- 0		0- 0		AWAY	0- 1		0- 0		0- 1	
0- 0	0- 0		0- 0		NEUTRAL	0- 0		0- 0		0- 0	

RPI 1-25				RPI 26-50				RPI 51-100				RPI 101+ Team's RPI: 233			
RPI	S	Opponent	Score	RPI	S	Opponent	Score	RPI	S	Opponent	Score	RPI	S	Opponent	Score
9	H	Mississippi St.	42 86					63	A	Middle Tenn.	49 66	114	H	Rice	47 58
								84	A	Tulane	54 71	118	H	Houston	44 61
												167	A	UAB	60 71
												171	A	South Alabama	68 77
												180	H	Grambling	68 47
												202	H	North Texas	48 62
												203	A	Southeastern La.	59 52
												213	H	Samford	76 40
												228	H	Sam Houston St.	61 65
												272	H	Mississippi Val.	67 60
												326	H	Northwestern St.	69 54
												351	H	Alcorn	66 47
LAST 12 Division I GAMES:															
167	A	UAB	60 71	202	H	North Texas	48 62								
63	A	Middle Tenn.	49 66	114	H	Rice	47 58								
84	A	Tulane	54 71	118	H	Houston	44 61								
326	H	Northwestern St.	69 54	203	A	Southeastern La.	59 52								
228	H	Sam Houston St.	61 65	9	H	Mississippi St.	42 86								
272	H	Mississippi Val.	67 60	351	H	Alcorn	66 47								

Non-Div I Games: William Carey 74 48 Blue Mountain (MS) 84 38

Southern Miss.

Average RPI	Win:	246	WON-LOST	WINNING	LAST 10	STRENGTH OF	OPP. STRENGTH	TEAM	ADJ.	CONF.	ADJ CONF.
Average RPI	Loss:	85	RECORD	PCT. RANK	GAMES	SCHEDULE	OF SCHEDULE	RPI	RPI	RPI	RPI
DIV. I ONLY		3- 8		281	4-6	57	101	169	169	29	29
DIV. I NON-CONF.		0- 7		336	0- 0	2	39	168	168	26	26
<hr/>											
TOTALS	RPI 1-25		RPI 26-50		W-L RECORDS	RPI 51-100		RPI 101-150		RPI 150+	
3- 8	0- 2		0- 1		OVERALL	0- 2		0- 1		3- 2	
1- 2	0- 0		0- 0		HOME	0- 0		0- 0		1- 2	
2- 6	0- 2		0- 1		AWAY	0- 2		0- 1		2- 0	
0- 0	0- 0		0- 0		NEUTRAL	0- 0		0- 0		0- 0	
0- 7	0- 2		0- 1		NON-CONFERENCE	0- 2		0- 1		0- 1	
0- 1	0- 0		0- 0		HOME	0- 0		0- 0		0- 1	
0- 6	0- 2		0- 1		AWAY	0- 2		0- 1		0- 0	
0- 0	0- 0		0- 0		NEUTRAL	0- 0		0- 0		0- 0	
3- 1	0- 0		0- 0		CONFERENCE	0- 0		0- 0		3- 1	
1- 1	0- 0		0- 0		HOME	0- 0		0- 0		1- 1	
2- 0	0- 0		0- 0		AWAY	0- 0		0- 0		2- 0	
0- 0	0- 0		0- 0		NEUTRAL	0- 0		0- 0		0- 0	

RPI 1-25				RPI 26-50				RPI 51-100				RPI 101+ Team's RPI: 169			
RPI	S	Opponent	Score	RPI	S	Opponent	Score	RPI	S	Opponent	Score	RPI	S	Opponent	Score
3	A	Baylor	49 94	29	A	Kentucky	41 91	65	A	TCU	40 69	138	A	Texas Tech	58 76
15	A	Arizona St.	47 69					66	A	Michigan	35 76	171	H	South Alabama	49 53
												180	A	Grambling	86 81
												191	H	Prairie View	54 55
												226	H	Texas Southern	63 61
												333	A	Jackson St.	76 74
<hr/>															
LAST 12 Division I GAMES:															
333	A	Jackson St.	76 74	226	H	Texas Southern	63 61	191	H	Prairie View	54 55				
180	A	Grambling	86 81	66	A	Michigan	35 76	138	A	Texas Tech	58 76				
171	H	South Alabama	49 53	65	A	TCU	40 69	65	A	TCU	40 69				
3	A	Baylor	49 94	15	A	Arizona St.	47 69								
29	A	Kentucky	41 91												

Non-Div I Games: Dillard 61 63 Wiley 89 58 Louisiana Col. 77 53 Millsaps 71 36 Southern U.

Average RPI Win:	217	WON-LOST	WINNING	LAST 10	STRENGTH OF	OPP. STRENGTH	TEAM	ADJ.	CONF.	ADJ CONF.
Average RPI Loss:	137	RECORD	PCT. RANK	GAMES	SCHEDULE	OF SCHEDULE	RPI	RPI	RPI	RPI
DIV. I ONLY	5- 9	243	4-6	109	258	198	198	14	14	
DIV. I NON-CONF.	3- 6	241	0- 1	37	303	194	194	11	11	
-----										
TOTALS	RPI 1-25	RPI 26-50	W-L RECORDS	RPI 51-100	RPI 101-150	RPI 150+				
5- 9	0- 0	1- 0	OVERALL	0- 1	0- 4	4- 4				
4- 2	0- 0	1- 0	HOME	0- 0	0- 1	3- 1				
1- 7	0- 0	0- 0	AWAY	0- 1	0- 3	1- 3				
0- 0	0- 0	0- 0	NEUTRAL	0- 0	0- 0	0- 0				
3- 6	0- 0	1- 0	NON-CONFERENCE	0- 1	0- 2	2- 3				
3- 1	0- 0	1- 0	HOME	0- 0	0- 0	2- 1				
0- 5	0- 0	0- 0	AWAY	0- 1	0- 2	0- 2				
0- 0	0- 0	0- 0	NEUTRAL	0- 0	0- 0	0- 0				
2- 3	0- 0	0- 0	CONFERENCE	0- 0	0- 2	2- 1				
1- 1	0- 0	0- 0	HOME	0- 0	0- 1	1- 0				
1- 2	0- 0	0- 0	AWAY	0- 0	0- 1	1- 1				
0- 0	0- 0	0- 0	NEUTRAL	0- 0	0- 0	0- 0				

RPI	S	Opponent	Score	RPI	S	Opponent	Score	RPI	S	Opponent	Score	RPI	S	Opponent	Score	Team's RPI: 198
28	H	BYU	67 64	64	A	Boise St.	53 88	106	H	Idaho St.	57 69	113	A	Montana St.	64 69	
								131	A	UC Irvi ne	58 75	137	A	UC Davi s	45 68	
								152	A	Montana	57 79	161	H	Denver	70 71	
								164	A	Oral Roberts	59 64	206	A	UC Ri versi de	50 56	
								227	H	San Diego	69 59	241	A	Northern Ari z.	82 76	
								258	H	Utah Valley	60 59	329	H	Weber St.	84 79	
-----																
LAST 12 Division I GAMES:																
206	A	UC Ri versi de	50 56	106	H	Idaho St.	57 69	152	A	Montana	57 79	113	A	Montana St.	64 69	
241	A	Northern Ari z.	82 76	64	A	Boise St.	53 88	161	H	Denver	70 71	258	H	Utah Valley	60 59	
329	H	Weber St.	84 79													
164	A	Oral Roberts	59 64													
28	H	BYU	67 64													
137	A	UC Davi s	45 68													

Non-Div I Games:

Southern Utah

Average RPI Win:	254	WON-LOST	WINNING	LAST 10	STRENGTH OF	OPP. STRENGTH	TEAM	ADJ.	CONF.	ADJ CONF.
Average RPI Loss:	127	RECORD	PCT. RANK	GAMES	SCHEDULE	OF SCHEDULE	RPI	RPI	RPI	RPI
DIV. I ONLY	4- 13	299	2-8	82	216	222	222	17	17	
DIV. I NON-CONF.	3- 10	278	0- 0	54	236	219	219	17	17	
-----										
TOTALS	RPI 1-25	RPI 26-50	W-L RECORDS	RPI 51-100	RPI 101-150	RPI 150+				
4- 13	0- 0	0- 2	OVERALL	0- 5	0- 1	4- 5				
2- 5	0- 0	0- 0	HOME	0- 3	0- 1	2- 1				
2- 7	0- 0	0- 1	AWAY	0- 2	0- 0	2- 4				
0- 1	0- 0	0- 1	NEUTRAL	0- 0	0- 0	0- 0				
3- 10	0- 0	0- 2	NON-CONFERENCE	0- 4	0- 0	3- 4				
2- 3	0- 0	0- 0	HOME	0- 2	0- 0	2- 1				
1- 6	0- 0	0- 1	AWAY	0- 2	0- 0	1- 3				
0- 1	0- 0	0- 1	NEUTRAL	0- 0	0- 0	0- 0				
1- 3	0- 0	0- 0	CONFERENCE	0- 1	0- 1	1- 1				
0- 2	0- 0	0- 0	HOME	0- 1	0- 1	0- 0				
1- 1	0- 0	0- 0	AWAY	0- 0	0- 0	1- 1				
0- 0	0- 0	0- 0	NEUTRAL	0- 0	0- 0	0- 0				

RPI 1-25				RPI 26-50				RPI 51-100				RPI 101+ Team's RPI: 222			
RPI	S	Opponent	Score	RPI	S	Opponent	Score	RPI	S	Opponent	Score	RPI	S	Opponent	Score
				38	A	Buffalo	43 90	56	H	Bucknell	46 77	135	H	Duquesne	54 60
				46	N	Ohio	53 70	62	H	Kent St.	64 76	161	A	Denver	62 76
								82	A	Penn St.	65 80	177	A	Akron	58 67
								89	A	Georgi a	40 67	193	A	Cornel I	44 58
								94	H	Dayton	49 62	211	A	George Mason	68 57
												224	A	Niagara	76 48
												235	H	Hofstra	59 67
												282	A	Saint Joseph's	41 66
												286	H	Siena	74 58
												294	H	Canisius	100 94
LAST 12 Division I GAMES:															
				94	H	Dayton	49 62	135	H	Duquesne	54 60				
				282	A	Saint Joseph's	41 66	193	A	Cornel I	44 58				
				211	A	George Mason	68 57	38	A	Buffalo	43 90				
				177	A	Akron	58 67	62	H	Kent St.	64 76				
				56	H	Bucknell	46 77	82	A	Penn St.	65 80				
				161	A	Denver	62 76	286	H	Siena	74 58				

Non-Div I Games:

St. Bonaventure

Average RPI Win:	288	WON-LOST	WINNING	LAST 10	STRENGTH OF	OPP. STRENGTH	TEAM	ADJ.	CONF.	ADJ CONF.
Average RPI Loss:	209	RECORD	PCT. RANK	GAMES	SCHEDULE	OF SCHEDULE	RPI	RPI	RPI	RPI
DIV. I ONLY	8- 7	150	5-5	344	320	281	281	31	31	
DIV. I NON-CONF.	5- 6	177	0- 0	338	317	292	292	31	31	
-----										
TOTALS	RPI 1-25	RPI 26-50	W-L RECORDS	RPI 51-100	RPI 101-150	RPI 150+				
8- 7	0- 0	0- 0	OVERALL	0- 2	0- 1	8- 4				
4- 3	0- 0	0- 0	HOME	0- 1	0- 0	4- 2				
3- 3	0- 0	0- 0	AWAY	0- 1	0- 1	3- 1				
1- 1	0- 0	0- 0	NEUTRAL	0- 0	0- 0	1- 1				
5- 6	0- 0	0- 0	NON-CONFERENCE	0- 2	0- 1	5- 3				
2- 2	0- 0	0- 0	HOME	0- 1	0- 0	2- 1				
2- 3	0- 0	0- 0	AWAY	0- 1	0- 1	2- 1				
1- 1	0- 0	0- 0	NEUTRAL	0- 0	0- 0	1- 1				
3- 1	0- 0	0- 0	CONFERENCE	0- 0	0- 0	3- 1				
2- 1	0- 0	0- 0	HOME	0- 0	0- 0	2- 1				
1- 0	0- 0	0- 0	AWAY	0- 0	0- 0	1- 0				
0- 0	0- 0	0- 0	NEUTRAL	0- 0	0- 0	0- 0				

RPI 1-25				RPI 26-50				RPI 51-100				RPI 101+				Team's RPI: 281
RPI	S	Opponent	Score	RPI	S	Opponent	Score	RPI	S	Opponent	Score	RPI	S	Opponent	Score	
								87	H	Princeton	64 83	133	A	Stony Brook	67 74	
								88	A	Seton Hall	77 100	181	A	Morehead St.	101 94	
												223	H	Saint Francis (PA)	78 65	
												263	H	Robert Morris	56 75	
												280	A	Bryant	60 55	
												290	H	Albany (NY)	60 67	
												299	A	Army West Point	57 69	
												300	H	Saint Peter's	74 70	
												301	N	Valparaiso	76 78	
												310	A	Loyola Maryland	75 70	
												324	H	Wagner	76 61	
												342	H	Manhattan	73 65	
												343	N	Chicago St.	110 73	
-----																
LAST 12 Division I GAMES:																
				223	H	Saint Francis (PA)	78 65					324	H	Wagner	76 61	
				263	H	Robert Morris	56 75					133	A	Stony Brook	67 74	
				280	A	Bryant	60 55					87	H	Princeton	64 83	
				299	A	Army West Point	57 69					290	H	Albany (NY)	60 67	
				88	A	Seton Hall	77 100					300	H	Saint Peter's	74 70	
				181	A	Morehead St.	101 94					310	A	Loyola Maryland	75 70	

Non-Div I Games: Mercy 102 51

St. Francis Brooklyn

Average RPI Win: 218

Average RPI Loss: 57

WON-LOST  
RECORDWINNING  
PCT. RANKLAST 10  
GAMESSTRENGTH OF  
SCHEDULEOPP. STRENGTH  
OF SCHEDULETEAM  
RPIADJ.  
RPICONF.  
RPIADJ CONF.  
RPIDIV. I ONLY  
DIV. I NON-CONF.8- 8  
7- 4171  
1093-7  
0- 068  
13585  
83100  
82100  
825  
45  
4

TOTALS

RPI 1-25

RPI 26-50

W-L RECORDS

RPI 51-100

RPI 101-150

RPI 150+

8- 8 0- 2  
2- 3 0- 0  
4- 4 0- 1  
2- 1 0- 11- 2  
0- 1  
0- 1  
1- 0OVERALL  
HOME  
AWAY  
NEUTRAL0- 3  
0- 1  
0- 2  
0- 01- 1  
1- 1  
0- 0  
0- 06- 0  
1- 0  
4- 0  
1- 07- 4 0- 1  
2- 1 0- 0  
3- 2 0- 0  
2- 1 0- 11- 2  
0- 1  
0- 1  
1- 0NON-CONFERENCE  
HOME  
AWAY  
NEUTRAL0- 1  
0- 0  
0- 1  
0- 01- 0  
1- 0  
0- 0  
0- 05- 0  
1- 0  
3- 0  
1- 01- 4 0- 1  
0- 2 0- 0  
1- 2 0- 1  
0- 0 0- 00- 0  
0- 0  
0- 0  
0- 0CONFERENCE  
HOME  
AWAY  
NEUTRAL0- 2  
0- 1  
0- 1  
0- 00- 1  
0- 1  
0- 0  
0- 01- 0  
0- 0  
1- 0  
0- 0

RPI 1-25

RPI 26-50

RPI 51-100

Team's RPI: 100

RPI 101+

RPI	S	Opponent	Score
7	N	UConn	55 65
16	A	Butler	45 66

RPI	S	Opponent	Score
27	H	Florida St.	53 57
45	N	Purdue	68 62
47	A	James Madison	51 64

RPI	S	Opponent	Score
68	H	Creighton	63 65
88	A	Seton Hall	67 77
90	A	Wake Forest	59 64

RPI	S	Opponent	Score
109	H	Yale	56 52
111	H	Providence	66 67
165	A	Xavier	76 57
190	N	Ole Miss	64 59
271	A	La Salle	83 57
299	A	Army West Point	60 49
317	A	Iona	61 35
346	H	Delaware St.	82 44

LAST 12 Division I GAMES:

68	H	Creighton	63 65	165	A	Xavier	76 57
111	H	Providence	66 67	88	A	Seton Hall	67 77
16	A	Butler	45 66	47	A	James Madison	51 64
90	A	Wake Forest	59 64	271	A	La Salle	83 57
346	H	Delaware St.	82 44	27	H	Florida St.	53 57
190	N	Ole Miss	64 59	109	H	Yale	56 52

Non-Div I Games:

St. John's (NY)

Average RPI	Win:	99	WON-LOST	WINNING	LAST 10	STRENGTH OF	OPP. STRENGTH	TEAM	ADJ.	CONF.	ADJ CONF.
Average RPI	Loss:	10	RECORD	PCT. RANK	GAMES	SCHEDULE	OF SCHEDULE	RPI	RPI	RPI	RPI
DIV. I ONLY		14- 1		10	9-1	6	11	2	2	2	2
DIV. I NON-CONF.		10- 1		19	0- 0	19	38	3	3	2	2
-----											
TOTALS	RPI 1-25		RPI 26-50		W-L RECORDS	RPI 51-100		RPI 101-150		RPI 150+	
14- 1	2- 1		3- 0		OVERALL	3- 0		2- 0		4- 0	
7- 0	1- 0		1- 0		HOME	1- 0		2- 0		2- 0	
5- 1	1- 1		2- 0		AWAY	1- 0		0- 0		1- 0	
2- 0	0- 0		0- 0		NEUTRAL	1- 0		0- 0		1- 0	
10- 1	1- 1		2- 0		NON-CONFERENCE	1- 0		2- 0		4- 0	
5- 0	1- 0		0- 0		HOME	0- 0		2- 0		2- 0	
3- 1	0- 1		2- 0		AWAY	0- 0		0- 0		1- 0	
2- 0	0- 0		0- 0		NEUTRAL	1- 0		0- 0		1- 0	
4- 0	1- 0		1- 0		CONFERENCE	2- 0		0- 0		0- 0	
2- 0	0- 0		1- 0		HOME	1- 0		0- 0		0- 0	
2- 0	1- 0		0- 0		AWAY	1- 0		0- 0		0- 0	
0- 0	0- 0		0- 0		NEUTRAL	0- 0		0- 0		0- 0	

RPI	S	Opponent	Score	RPI	S	Opponent	Score	RPI	S	Opponent	Score	RPI	S	Opponent	Score
3	H	Bayl or	68 63	30	A	Tennessee	95 85	58	H	Southern Cal i forni a	72 64	110	H	Idaho	115 71
10	A	Gonzaga	73 79	38	A	Buffal o	62 55	59	A	Ari zona	78 48	137	H	UC Davi s	71 43
15	A	Ari zona St.	72 65	40	H	UCLA	86 80	77	N	FGCU	88 65	151	N	Ameri can	71 49
												163	H	CSUN	69 43
												247	H	San Franci sco	96 62
												262	A	Hawai i	81 59
-----															
LAST 12 Division I GAMES:															
59	A	Ari zona	78 48	58	H	Southern Cal i forni a	72 64	163	H	CSUN	69 43				
15	A	Ari zona St.	72 65	38	A	Buffal o	62 55	30	A	Tennessee	95 85				
40	H	UCLA	86 80	3	H	Bayl or	68 63	10	A	Gonzaga	73 79				
262	A	Hawai i	81 59												
151	N	Ameri can	71 49												
77	N	FGCU	88 65												

Non-Div I Games:

Stanford

Average RPI Win:	290	WON-LOST	WINNING	LAST 10	STRENGTH OF	OPP. STRENGTH	TEAM	ADJ.	CONF.	ADJ CONF.
Average RPI Loss:	111	RECORD	PCT. RANK	GAMES	SCHEDULE	OF SCHEDULE	RPI	RPI	RPI	RPI
DIV. I ONLY	5- 10	248	6-4	183	190	251	251	25	25	
DIV. I NON-CONF.	3- 9	271	0- 0	93	157	250	250	27	27	
<hr/>										
TOTALS	RPI 1-25	RPI 26-50	W-L RECORDS	RPI 51-100	RPI 101-150	RPI 150+				
5- 10	0- 2	0- 1	OVERALL	0- 2	0- 3	5- 2				
4- 2	0- 1	0- 0	HOME	0- 1	0- 0	4- 0				
1- 5	0- 1	0- 1	AWAY	0- 0	0- 2	1- 1				
0- 3	0- 0	0- 0	NEUTRAL	0- 1	0- 1	0- 1				
3- 9	0- 2	0- 1	NON-CONFERENCE	0- 2	0- 3	3- 1				
3- 2	0- 1	0- 0	HOME	0- 1	0- 0	3- 0				
0- 4	0- 1	0- 1	AWAY	0- 0	0- 2	0- 0				
0- 3	0- 0	0- 0	NEUTRAL	0- 1	0- 1	0- 1				
2- 1	0- 0	0- 0	CONFERENCE	0- 0	0- 0	2- 1				
1- 0	0- 0	0- 0	HOME	0- 0	0- 0	1- 0				
1- 1	0- 0	0- 0	AWAY	0- 0	0- 0	1- 1				
0- 0	0- 0	0- 0	NEUTRAL	0- 0	0- 0	0- 0				

RPI 1-25				RPI 26-50				RPI 51-100				RPI 101+				Team's RPI: 251
RPI	S	Opponent	Score	RPI	S	Opponent	Score	RPI	S	Opponent	Score	RPI	S	Opponent	Score	
18	H	UCF	55 78	30	A	Tennessee	55 65	83	N	Wright St.	44 57	117	A	Tulsa	54 55	
25	A	Texas	46 65					85	H	Penn	53 75	119	A	Alabama	47 59	
												120	N	Marist	69 76	
												194	H	North Dakota	74 63	
												235	N	Hofstra	50 53	
												267	H	Liberty	69 52	
												277	A	North Florida	57 71	
												320	H	North Dakota St.	60 59	
												328	A	Lipscomb	80 65	
												341	H	Florida A&M	69 44	
<hr/>																
LAST 12 Division I GAMES:																
277	A	North Florida	57 71	85	H	Penn	53 75	320	H	North Dakota St.	60 59	341	H	Florida A&M	69 44	
328	A	Lipscomb	80 65	320	H	North Dakota St.	60 59	341	H	Florida A&M	69 44	194	H	North Dakota	74 63	
267	H	Liberty	69 52	341	H	Florida A&M	69 44	194	H	North Dakota	74 63	25	A	Texas	46 65	
119	A	Alabama	47 59	194	H	North Dakota	74 63	25	A	Texas	46 65	30	A	Tennessee	55 65	
235	N	Hofstra	50 53	25	A	Texas	46 65	30	A	Tennessee	55 65					
83	N	Wright St.	44 57	30	A	Tennessee	55 65									

Non-Div I Games: Central St. (OH) 81 51 Webber Int'l 80 52

Stetson



Average RPI Win:	269	WON-LOST	WINNING	LAST 10	STRENGTH OF	OPP. STRENGTH	TEAM	ADJ.	CONF.	ADJ CONF.
Average RPI Loss:	71	RECORD	PCT. RANK	GAMES	SCHEDULE	OF SCHEDULE	RPI	RPI	RPI	RPI
DIV. I ONLY	13- 3	30	8-2	303	257	133	133	23	23	
DIV. I NON-CONF.	10- 2	37	0- 0	286	286	92	92	24	24	
-----										
TOTALS	RPI 1-25	RPI 26-50	W-L RECORDS	RPI 51-100	RPI 101-150	RPI 150+				
13- 3	0- 1	0- 0	OVERALL	1- 1	0- 1	12- 0				
7- 1	0- 0	0- 0	HOME	0- 1	0- 0	7- 0				
6- 2	0- 1	0- 0	AWAY	1- 0	0- 1	5- 0				
0- 0	0- 0	0- 0	NEUTRAL	0- 0	0- 0	0- 0				
10- 2	0- 1	0- 0	NON-CONFERENCE	1- 0	0- 1	9- 0				
6- 0	0- 0	0- 0	HOME	0- 0	0- 0	6- 0				
4- 2	0- 1	0- 0	AWAY	1- 0	0- 1	3- 0				
0- 0	0- 0	0- 0	NEUTRAL	0- 0	0- 0	0- 0				
3- 1	0- 0	0- 0	CONFERENCE	0- 1	0- 0	3- 0				
1- 1	0- 0	0- 0	HOME	0- 1	0- 0	1- 0				
2- 0	0- 0	0- 0	AWAY	0- 0	0- 0	2- 0				
0- 0	0- 0	0- 0	NEUTRAL	0- 0	0- 0	0- 0				

RPI 1-25				RPI 26-50				RPI 51-100				RPI 101+				Team's RPI: 133
RPI	S	Opponent	Score	RPI	S	Opponent	Score	RPI	S	Opponent	Score	RPI	S	Opponent	Score	
17	A	Rutgers	47 61					82	A	Penn St.	81 70	101	A	Toledo	48 80	
								95	H	Hartford	36 64	193	H	Cornell	63 61	
												235	H	Hofstra	77 49	
												237	A	Binghamton	65 56	
												244	A	Sacred Heart	73 58	
												281	H	St. Francis Brooklyn	74 67	
												284	H	Ga. Southern	72 43	
												289	H	UMass Lowell	76 56	
												315	A	New Hampshire	82 63	
												317	A	Iona	53 51	
												324	H	Wagner	70 45	
												342	A	Manhattan	79 48	
												349	H	Fairleigh Dickinson	63 49	
-----																
LAST 12 Division I GAMES:																
315	A	New Hampshire	82 63	95	H	Hartford	36 64	281	H	St. Francis Brooklyn	74 67					
237	A	Binghamton	65 56					101	A	Toledo	48 80					
289	H	UMass Lowell	76 56					324	H	Wagner	70 45					
244	A	Sacred Heart	73 58					317	A	Iona	53 51					
193	H	Cornell	63 61					349	H	Fairleigh Dickinson	63 49					
82	A	Penn St.	81 70													

Non-Div I Games: SUNY New Paltz 87 50

Stony Brook

Average RPI Win:	96	WON-LOST	WINNING	LAST 10	STRENGTH OF	OPP. STRENGTH	TEAM	ADJ.	CONF.	ADJ CONF.
Average RPI Loss:	54	RECORD	PCT. RANK	GAMES	SCHEDULE	OF SCHEDULE	RPI	RPI	RPI	RPI
DIV. I ONLY	14- 2	15	9-1	4	56	4	4	1	1	
DIV. I NON-CONF.	11- 2	33	0- 0	11	75	6	6	1	1	
-----										
TOTALS	RPI 1-25	RPI 26-50	W-L RECORDS	RPI 51-100	RPI 101-150	RPI 150+				
14- 2	1- 1	5- 0	OVERALL	4- 0	1- 1	3- 0				
7- 0	0- 0	2- 0	HOME	2- 0	0- 0	3- 0				
2- 2	0- 1	1- 0	AWAY	1- 0	0- 1	0- 0				
5- 0	1- 0	2- 0	NEUTRAL	1- 0	1- 0	0- 0				
11- 2	1- 1	3- 0	NON-CONFERENCE	3- 0	1- 1	3- 0				
6- 0	0- 0	1- 0	HOME	2- 0	0- 0	3- 0				
0- 2	0- 1	0- 0	AWAY	0- 0	0- 1	0- 0				
5- 0	1- 0	2- 0	NEUTRAL	1- 0	1- 0	0- 0				
3- 0	0- 0	2- 0	CONFERENCE	1- 0	0- 0	0- 0				
1- 0	0- 0	1- 0	HOME	0- 0	0- 0	0- 0				
2- 0	0- 0	1- 0	AWAY	1- 0	0- 0	0- 0				
0- 0	0- 0	0- 0	NEUTRAL	0- 0	0- 0	0- 0				

RPI	S	Opponent	Score	RPI	S	Opponent	Score	RPI	S	Opponent	Score	RPI	S	Opponent	Score
5	A	Oregon	73 75	33	N	DePaul	83 81	56	H	Bucknell	70 56	102	A	Minnesota	68 72
18	N	UCF	57 52	37	H	Texas A&M	75 65	78	A	Virginia Tech	75 73	135	N	Duquesne	87 71
				43	A	Clemson	84 75	87	N	Princeton	92 61	194	H	North Dakota	85 49
				49	N	Kansas St.	70 61	91	H	Towson	98 55	224	H	Niagara	94 45
				50	H	North Carolina	90 77					252	H	UMES	96 51
-----															
LAST 12 Division I GAMES:															
				50	H	North Carolina	90 77	18	N	UCF	57 52				
				78	A	Virginia Tech	75 73	135	N	Duquesne	87 71				
				43	A	Clemson	84 75	224	H	Niagara	94 45				
				33	N	DePaul	83 81	252	H	UMES	96 51				
				87	N	Princeton	92 61	91	H	Towson	98 55				
				49	N	Kansas St.	70 61	102	A	Minnesota	68 72				

Non-Div I Games:

Syracuse

Average RPI Win:	203	WON-LOST	WINNING	LAST 10	STRENGTH OF	OPP. STRENGTH	TEAM	ADJ.	CONF.	ADJ CONF.
Average RPI Loss:	29	RECORD	PCT. RANK	GAMES	SCHEDULE	OF SCHEDULE	RPI	RPI	RPI	RPI
DIV. I ONLY	12- 4	51	7-3	112	99	65	65	3	3	
DIV. I NON-CONF.	10- 1	19	0- 0	285	186	83	83	3	3	
-----										
TOTALS	RPI 1-25	RPI 26-50	W-L RECORDS	RPI 51-100	RPI 101-150	RPI 150+				
12- 4	0- 2	0- 1	OVERALL	0- 1	4- 0	8- 0				
10- 1	0- 1	0- 0	HOME	0- 0	4- 0	6- 0				
2- 2	0- 1	0- 0	AWAY	0- 1	0- 0	2- 0				
0- 1	0- 0	0- 1	NEUTRAL	0- 0	0- 0	0- 0				
10- 1	0- 0	0- 1	NON-CONFERENCE	0- 0	2- 0	8- 0				
8- 0	0- 0	0- 0	HOME	0- 0	2- 0	6- 0				
2- 0	0- 0	0- 0	AWAY	0- 0	0- 0	2- 0				
0- 1	0- 0	0- 1	NEUTRAL	0- 0	0- 0	0- 0				
2- 3	0- 2	0- 0	CONFERENCE	0- 1	2- 0	0- 0				
2- 1	0- 1	0- 0	HOME	0- 0	2- 0	0- 0				
0- 2	0- 1	0- 0	AWAY	0- 1	0- 0	0- 0				
0- 0	0- 0	0- 0	NEUTRAL	0- 0	0- 0	0- 0				

RPI	S	Opponent	Score	RPI	S	Opponent	Score	RPI	S	Opponent	Score	RPI	S	Opponent	Score
3	H	Baylor	55 79	28	N	BYU	58 61	73	A	Oklahoma St.	71 75	108	H	West Virginia	62 48
11	A	Iowa St.	54 92									113	H	Montana St.	71 49
												135	H	Duquesne	61 48
												138	H	Texas Tech	78 70
												169	H	Southern U.	69 40
												190	A	Ole Miss	55 50
												197	A	San Diego St.	81 64
												228	H	Sam Houston St.	72 59
												231	H	SMU	65 63
												272	H	Mississippi Val.	96 47
												299	H	Army West Point	63 38
												351	H	Alcorn	88 31
-----															
Team's RPI: 65															
LAST 12 Division I GAMES:															
138	H	Texas Tech	78 70	73	A	Oklahoma St.	71 75	108	H	West Virginia	62 48	351	H	Alcorn	88 31
3	H	Baylor	55 79	108	H	West Virginia	62 48	228	H	Sam Houston St.	72 59	169	H	Southern U.	69 40
11	A	Iowa St.	54 92	351	H	Alcorn	88 31	190	A	Ole Miss	55 50	113	H	Montana St.	71 49
299	H	Army West Point	63 38	228	H	Sam Houston St.	72 59	197	A	San Diego St.	81 64				

Non-Div I Games:

TCU

Average RPI Win: 304  
Average RPI Loss: 101

WON-LOST  
RECORD

WINNING  
PCT. RANK

LAST 10  
GAMES

STRENGTH OF  
SCHEDULE

OPP. STRENGTH  
OF SCHEDULE

TEAM  
RPI

ADJ.  
RPI

CONF.  
RPI

ADJ CONF.  
RPI

DIV. I ONLY	4- 12	293	2-8	179	94	254	254	9	9
DIV. I NON-CONF.	4- 8	241	0- 0	237	79	233	233	9	9
-----									
TOTALS	RPI 1-25	RPI 26-50	W-L RECORDS	RPI 51-100	RPI 101-150	RPI 150+			
4- 12	0- 1	0- 3	OVERALL	0- 1	0- 6	4- 1			
3- 2	0- 0	0- 0	HOME	0- 1	0- 1	3- 0			
1- 9	0- 1	0- 3	AWAY	0- 0	0- 4	1- 1			
0- 1	0- 0	0- 0	NEUTRAL	0- 0	0- 1	0- 0			
4- 8	0- 1	0- 3	NON-CONFERENCE	0- 0	0- 3	4- 1			
3- 0	0- 0	0- 0	HOME	0- 0	0- 0	3- 0			
1- 7	0- 1	0- 3	AWAY	0- 0	0- 2	1- 1			
0- 1	0- 0	0- 0	NEUTRAL	0- 0	0- 1	0- 0			
0- 4	0- 0	0- 0	CONFERENCE	0- 1	0- 3	0- 0			
0- 2	0- 0	0- 0	HOME	0- 1	0- 1	0- 0			
0- 2	0- 0	0- 0	AWAY	0- 0	0- 2	0- 0			
0- 0	0- 0	0- 0	NEUTRAL	0- 0	0- 0	0- 0			

RPI 1-25				RPI 26-50				RPI 51-100				RPI 101+				Team's RPI: 254
RPI	S	Opponent	Score	RPI	S	Opponent	Score	RPI	S	Opponent	Score	RPI	S	Opponent	Score	
24	A	South Carolina	60 88	33	A	DePaul	88 102	84	H	Tulane	57 66	118	A	Houston	65 78	
				41	A	Villanova	68 76					120	A	Marist	68 74	
				48	A	Miami (FL)	61 73					129	A	Cincinnati	52 72	
												135	A	Duquesne	53 54	
												141	H	South Fla.	53 63	
												149	N	Radford	50 56	
												190	A	Ole Miss	55 62	
												271	H	La Salle	75 47	
												282	A	Saint Joseph's	58 52	
												317	H	Iona	59 39	
												346	H	Delaware St.	75 61	
-----																
LAST 12 Division I GAMES:																
129	A	Cincinnati	52 72	141	H	South Fla.	53 63									
118	A	Houston	65 78	135	A	Duquesne	53 54									
84	H	Tulane	57 66	271	H	La Salle	75 47									
33	A	DePaul	88 102	24	A	South Carolina	60 88									
48	A	Miami (FL)	61 73	41	A	Villanova	68 76									
149	N	Radford	50 56	317	H	Iona	59 39									

Temple

Temple

Non-Div I Games:

Temple

Average RPI Win:	170	WON-LOST	WINNING	LAST 10	STRENGTH OF	OPP. STRENGTH	TEAM	ADJ.	CONF.	ADJ CONF.
Average RPI Loss:	39	RECORD	PCT. RANK	GAMES	SCHEDULE	OF SCHEDULE	RPI	RPI	RPI	RPI
DIV. I ONLY	12- 4	51	6-4	31	114	30	30	6	6	
DIV. I NON-CONF.	11- 1	13	1- 0	97	124	23	23	6	6	
-----										
TOTALS	RPI 1-25	RPI 26-50	W-L RECORDS	RPI 51-100	RPI 101-150	RPI 150+				
12- 4	1- 1	1- 2	OVERALL	3- 1	0- 0	7- 0				
7- 3	0- 1	0- 2	HOME	1- 0	0- 0	6- 0				
3- 1	1- 0	0- 0	AWAY	2- 1	0- 0	0- 0				
2- 0	0- 0	1- 0	NEUTRAL	0- 0	0- 0	1- 0				
11- 1	1- 1	1- 0	NON-CONFERENCE	2- 0	0- 0	7- 0				
7- 1	0- 1	0- 0	HOME	1- 0	0- 0	6- 0				
2- 0	1- 0	0- 0	AWAY	1- 0	0- 0	0- 0				
2- 0	0- 0	1- 0	NEUTRAL	0- 0	0- 0	1- 0				
1- 3	0- 0	0- 2	CONFERENCE	1- 1	0- 0	0- 0				
0- 2	0- 0	0- 2	HOME	0- 0	0- 0	0- 0				
1- 1	0- 0	0- 0	AWAY	1- 1	0- 0	0- 0				
0- 0	0- 0	0- 0	NEUTRAL	0- 0	0- 0	0- 0				

RPI 1-25				RPI 26-50				Team's RPI: 30				RPI 51-100				RPI 101+			
RPI	S	Opponent	Score	RPI	S	Opponent	Score	RPI	S	Opponent	Score	RPI	S	Opponent	Score	RPI	S	Opponent	Score
2	H	Stanford	85 95	29	H	Kentucky	71 73	51	A	Auburn	78 69	167	N	UAB	73 69				
25	A	Texas	88 82	35	H	Missouri	64 66	61	H	Belmont	84 76	200	H	UNC Asheville	73 46				
				43	N	Clemson	78 66	73	A	Oklahoma St.	76 63	251	H	Stetson	65 55				
								89	A	Georgia	62 66	253	H	Murray St.	98 77				
												257	H	ETSU	80 61				
												319	H	Presbyterian	97 49				
												341	H	Florida A&M	96 31				
-----																			
LAST 12 Division I GAMES:																			
167	N	UAB	73 69	35	H	Missouri	64 66	51	A	Auburn	78 69	253	H	Murray St.	98 77				
89	A	Georgia	62 66	29	H	Kentucky	71 73	61	H	Belmont	84 76	257	H	ETSU	80 61				
25	A	Texas	88 82	43	N	Clemson	78 66	73	A	Oklahoma St.	76 63	2	H	Stanford	85 95				

Non-Div I Games:

Tennessee

Average RPI Win:	318	WON-LOST	WINNING	LAST 10	STRENGTH OF	OPP. STRENGTH	TEAM	ADJ.	CONF.	ADJ CONF.
Average RPI Loss:	151	RECORD	PCT. RANK	GAMES	SCHEDULE	OF SCHEDULE	RPI	RPI	RPI	RPI
DIV. I ONLY	1- 16	347	1-9	116	222	307	307	21	21	
DIV. I NON-CONF.	0- 12	336	0- 0	110	167	313	313	20	20	
-----										
TOTALS	RPI 1-25	RPI 26-50	W-L RECORDS	RPI 51-100	RPI 101-150	RPI 150+				
1- 16	0- 1	0- 1	OVERALL	0- 3	0- 2	1- 9				
1- 4	0- 0	0- 0	HOME	0- 0	0- 1	1- 3				
0- 9	0- 1	0- 1	AWAY	0- 1	0- 1	0- 5				
0- 3	0- 0	0- 0	NEUTRAL	0- 2	0- 0	0- 1				
0- 12	0- 1	0- 1	NON-CONFERENCE	0- 3	0- 0	0- 7				
0- 1	0- 0	0- 0	HOME	0- 0	0- 0	0- 1				
0- 8	0- 1	0- 1	AWAY	0- 1	0- 0	0- 5				
0- 3	0- 0	0- 0	NEUTRAL	0- 2	0- 0	0- 1				
1- 4	0- 0	0- 0	CONFERENCE	0- 0	0- 2	1- 2				
1- 3	0- 0	0- 0	HOME	0- 0	0- 1	1- 2				
0- 1	0- 0	0- 0	AWAY	0- 0	0- 1	0- 0				
0- 0	0- 0	0- 0	NEUTRAL	0- 0	0- 0	0- 0				

RPI 1-25				RPI 26-50				RPI 51-100				RPI 101+ Team's RPI: 307			
RPI	S	Opponent	Score	RPI	S	Opponent	Score	RPI	S	Opponent	Score	RPI	S	Opponent	Score
6	A	Louisville	52 107	33	A	DePaul	73 95	57	N	Arkansas	55 79	125	A	Tennessee Tech	65 76
								80	N	Pittsburgh	56 78	125	H	Tennessee Tech	59 69
								86	A	Troy	67 92	153	N	Wisconsin	53 58
												171	H	South Alabama	56 78
												174	A	Vanderbilt	63 89
												181	H	Morehead St.	62 85
												189	A	Ball St.	51 90
												192	H	Jacksonville St.	52 62
												256	A	Alabama A&M	57 67
												265	A	Marshall	59 80
												318	H	Eastern Ky.	60 38
												328	A	Lipscomb	62 64
-----															
LAST 12 Division I GAMES:															
125	A	Tennessee Tech	65 76	192	H	Jacksonville St.	52 62								
181	H	Morehead St.	62 85	125	H	Tennessee Tech	59 69								
318	H	Eastern Ky.	60 38	189	A	Ball St.	51 90								
171	H	South Alabama	56 78	33	A	DePaul	73 95								
80	N	Pittsburgh	56 78	265	A	Marshall	59 80								
153	N	Wisconsin	53 58	6	A	Louisville	52 107								

Non-Div I Games:

Tennessee St.

Average RPI Win:	238	WON-LOST	WINNING	LAST 10	STRENGTH OF	OPP. STRENGTH	TEAM	ADJ.	CONF.	ADJ CONF.
Average RPI Loss:	99	RECORD	PCT. RANK	GAMES	SCHEDULE	OF SCHEDULE	RPI	RPI	RPI	RPI
DIV. I ONLY	11- 3	38	9-1	310	173	125	125	21	21	
DIV. I NON-CONF.	6- 3	91	0- 0	261	206	123	123	20	20	
-----										
TOTALS	RPI 1-25	RPI 26-50	W-L RECORDS	RPI 51-100	RPI 101-150	RPI 150+				
11- 3	0- 0	0- 0	OVERALL	2- 2	0- 0	9- 1				
6- 0	0- 0	0- 0	HOME	1- 0	0- 0	5- 0				
5- 2	0- 0	0- 0	AWAY	1- 1	0- 0	4- 1				
0- 1	0- 0	0- 0	NEUTRAL	0- 1	0- 0	0- 0				
6- 3	0- 0	0- 0	NON-CONFERENCE	1- 2	0- 0	5- 1				
3- 0	0- 0	0- 0	HOME	1- 0	0- 0	2- 0				
3- 2	0- 0	0- 0	AWAY	0- 1	0- 0	3- 1				
0- 1	0- 0	0- 0	NEUTRAL	0- 1	0- 0	0- 0				
5- 0	0- 0	0- 0	CONFERENCE	1- 0	0- 0	4- 0				
3- 0	0- 0	0- 0	HOME	0- 0	0- 0	3- 0				
2- 0	0- 0	0- 0	AWAY	1- 0	0- 0	1- 0				
0- 0	0- 0	0- 0	NEUTRAL	0- 0	0- 0	0- 0				

RPI 1-25				RPI 26-50				RPI 51-100				RPI 101+				Team's RPI: 125
RPI	S	Opponent	Score	RPI	S	Opponent	Score	RPI	S	Opponent	Score	RPI	S	Opponent	Score	
								57	A	Arkansas	42 65	165	A	Xavier	60 70	
								61	A	Belmont	77 72	200	H	UNC Asheville	60 53	
								63	H	Middle Tenn.	68 64	209	H	SIUE	79 55	
								76	N	Old Dominion	73 80	215	H	Eastern Ill.	99 88	
												269	A	Wichita St.	55 45	
												307	A	Tennessee St.	69 59	
												307	H	Tennessee St.	76 65	
												316	H	Western Caro.	77 58	
												328	A	Lipscomb	67 52	
												340	A	Charleston So.	77 55	
LAST 12 Division I GAMES:																
307	H	Tennessee St.	76 65	61	A	Belmont	77 72	307	A	Tennessee St.	69 59	328	A	Lipscomb	67 52	
215	H	Eastern Ill.	99 88	307	A	Tennessee St.	69 59	200	H	UNC Asheville	60 53	57	A	Arkansas	42 65	
209	H	SIUE	79 55	328	A	Lipscomb	67 52	269	A	Wichita St.	55 45					
76	N	Old Dominion	73 80													
340	A	Charleston So.	77 55													
316	H	Western Caro.	77 58													

Non-Div I Games: Tenn. Wesleyan 100 58 Cumberland (TN) 88 55

Tennessee Tech

Average RPI Win:	169	WON-LOST	WINNING	LAST 10	STRENGTH OF	OPP. STRENGTH	TEAM	ADJ.	CONF.	ADJ CONF.
Average RPI Loss:	29	RECORD	PCT. RANK	GAMES	SCHEDULE	OF SCHEDULE	RPI	RPI	RPI	RPI
DIV. I ONLY	14- 3	26	7-3	64	73	25	25	3	3	
DIV. I NON-CONF.	10- 2	37	2- 0	133	156	61	61	3	3	
-----										
TOTALS	RPI 1-25	RPI 26-50	W-L RECORDS	RPI 51-100	RPI 101-150	RPI 150+				
14- 3	1- 1	0- 2	OVERALL	3- 0	4- 0	6- 0				
7- 2	0- 1	0- 1	HOME	1- 0	2- 0	4- 0				
4- 1	1- 0	0- 1	AWAY	0- 0	1- 0	2- 0				
3- 0	0- 0	0- 0	NEUTRAL	2- 0	1- 0	0- 0				
10- 2	0- 1	0- 1	NON-CONFERENCE	2- 0	2- 0	6- 0				
5- 2	0- 1	0- 1	HOME	0- 0	1- 0	4- 0				
2- 0	0- 0	0- 0	AWAY	0- 0	0- 0	2- 0				
3- 0	0- 0	0- 0	NEUTRAL	2- 0	1- 0	0- 0				
4- 1	1- 0	0- 1	CONFERENCE	1- 0	2- 0	0- 0				
2- 0	0- 0	0- 0	HOME	1- 0	1- 0	0- 0				
2- 1	1- 0	0- 1	AWAY	0- 0	1- 0	0- 0				
0- 0	0- 0	0- 0	NEUTRAL	0- 0	0- 0	0- 0				

RPI	S	Opponent	Score	RPI	S	Opponent	Score	RPI	S	Opponent	Score	RPI	S	Opponent	Score
9	H	Mississippi St.	49 67	30	H	Tennessee	82 88	66	N	Michigan	69 52	108	A	West Virginia	70 58
11	A	Iowa St.	64 62	49	A	Kansas St.	69 87	73	H	Oklahoma St.	60 51	132	N	Fordham	72 54
								75	N	Quinnipiac	56 55	135	H	Duquesne	78 41
												150	H	Oklahoma	73 63
												202	A	North Texas	64 54
												236	A	UTRGV	81 66
												251	H	Stetson	65 46
												266	H	UTSA	98 54
												326	H	Northwestern St.	104 66
												335	H	McNeese	96 40
LAST 12 Division I GAMES:															
132	N	Fordham	72 54	11	A	Iowa St.	64 62	150	H	Oklahoma	73 63				
66	N	Michigan	69 52					108	A	West Virginia	70 58				
49	A	Kansas St.	69 87					73	H	Oklahoma St.	60 51				
251	H	Stetson	65 46					326	H	Northwestern St.	104 66				
30	H	Tennessee	82 88					236	A	UTRGV	81 66				
9	H	Mississippi St.	49 67												

Non-Div I Games:

Texas



Average RPI	Win: 157	WON-LOST	WINNING	LAST 10	STRENGTH OF	OPP. STRENGTH	TEAM	ADJ.	CONF.	ADJ CONF.
Average RPI	Loss: 37	RECORD	PCT. RANK	GAMES	SCHEDULE	OF SCHEDULE	RPI	RPI	RPI	RPI
DIV. I ONLY	13- 4	44	8-2	62	65	37	37	6	6	
DIV. I NON-CONF.	11- 2	33	0- 0	75	129	25	25	6	6	
-----										
TOTALS	RPI 1-25	RPI 26-50	W-L RECORDS	RPI 51-100	RPI 101-150	RPI 150+				
13- 4	0- 2	1- 0	OVERALL	1- 2	5- 0	6- 0				
8- 2	0- 1	0- 0	HOME	1- 1	3- 0	4- 0				
3- 2	0- 1	0- 0	AWAY	0- 1	2- 0	1- 0				
2- 0	0- 0	1- 0	NEUTRAL	0- 0	0- 0	1- 0				
11- 2	0- 1	1- 0	NON-CONFERENCE	1- 1	4- 0	5- 0				
7- 1	0- 0	0- 0	HOME	1- 1	2- 0	4- 0				
2- 1	0- 1	0- 0	AWAY	0- 0	2- 0	0- 0				
2- 0	0- 0	1- 0	NEUTRAL	0- 0	0- 0	1- 0				
2- 2	0- 1	0- 0	CONFERENCE	0- 1	1- 0	1- 0				
1- 1	0- 1	0- 0	HOME	0- 0	1- 0	0- 0				
1- 1	0- 0	0- 0	AWAY	0- 1	0- 0	1- 0				
0- 0	0- 0	0- 0	NEUTRAL	0- 0	0- 0	0- 0				

RPI 1-25				RPI 26-50				RPI 51-100				RPI 101+			
RPI	S	Opponent	Score	RPI	S	Opponent	Score	RPI	S	Opponent	Score	RPI	S	Opponent	Score
4	A	Syracuse	65 75	34	N	Oregon St.	76 70	52	A	LSU	52 63	114	H	Rice	65 54
24	H	South Carolina	57 60					58	H	Southern California	71 51	118	A	Houston	68 52
								67	H	Lamar University	68 74	119	H	Alabama	70 43
												123	H	Arkansas St.	97 56
												127	A	Little Rock	61 40
												174	A	Vanderbilt	50 43
												191	H	Prairie View	70 57
												206	N	UC Riverside	70 63
												219	H	Jacksonville	73 53
												236	H	UTRGV	84 61
												325	H	Central Ark.	84 27
-----															
LAST 12 Division I GAMES:															
119	H	Alabama	70 43	24	H	South Carolina	57 60	236	H	UTRGV	84 61				
174	A	Vanderbilt	50 43					191	H	Prairie View	70 57				
52	A	LSU	52 63					58	H	Southern California	71 51				
325	H	Central Ark.	84 27					34	N	Oregon St.	76 70				
118	A	Houston	68 52					206	N	UC Riverside	70 63				
67	H	Lamar University	68 74												

Non-Div I Games:

Texas A&amp;M

Average RPI Win: 255  
Average RPI Loss: 150

WON-LOST  
RECORD

WINNING  
PCT. RANK

LAST 10  
GAMES

STRENGTH OF  
SCHEDULE

OPP. STRENGTH  
OF SCHEDULE

TEAM  
RPI

ADJ.  
RPI

CONF.  
RPI

ADJ CONF.  
RPI

DIV. I ONLY	3- 9	293	4-6	200	318	226	226	29	29
DIV. I NON-CONF.	2- 7	288	0- 0	46	334	186	186	26	26
-----									
TOTALS	RPI 1-25	RPI 26-50	W-L RECORDS	RPI 51-100	RPI 101-150	RPI 150+			
3- 9	0- 0	0- 1	OVERALL	0- 2	0- 2	3- 4			
0- 0	0- 0	0- 0	HOME	0- 0	0- 0	0- 0			
3- 7	0- 0	0- 1	AWAY	0- 2	0- 2	3- 2			
0- 2	0- 0	0- 0	NEUTRAL	0- 0	0- 0	0- 2			
2- 7	0- 0	0- 1	NON-CONFERENCE	0- 2	0- 2	2- 2			
0- 0	0- 0	0- 0	HOME	0- 0	0- 0	0- 0			
2- 5	0- 0	0- 1	AWAY	0- 2	0- 2	2- 0			
0- 2	0- 0	0- 0	NEUTRAL	0- 0	0- 0	0- 2			
1- 2	0- 0	0- 0	CONFERENCE	0- 0	0- 0	1- 2			
0- 0	0- 0	0- 0	HOME	0- 0	0- 0	0- 0			
1- 2	0- 0	0- 0	AWAY	0- 0	0- 0	1- 2			
0- 0	0- 0	0- 0	NEUTRAL	0- 0	0- 0	0- 0			

RPI	S	Opponent	Score	RPI	S	Opponent	Score	RPI	S	Opponent	Score	RPI	S	Opponent	Score	Team's RPI: 226
31	A	Michigan St.	45 91	72	A	SFA	55 74	114	A	Rice	71 76	138	A	Texas Tech	55 75	
				84	A	Tulane	56 62	169	A	Southern U.	61 63	170	N	Abilene Christian	39 81	
								191	A	Prairie View	52 44	218	N	Nicholls St.	57 58	
								236	A	UTRGV	69 55	339	A	Savannah St.	65 41	
								351	A	Alcorn	52 53					
LAST 12 Division I GAMES:																
191	A	Prairie View	52 44	138	A	Texas Tech	55 75									
169	A	Southern U.	61 63	72	A	SFA	55 74									
351	A	Alcorn	52 53	236	A	UTRGV	69 55									
170	N	Abilene Christian	39 81	31	A	Michigan St.	45 91									
114	A	Rice	71 76	339	A	Savannah St.	65 41									
84	A	Tulane	56 62	218	N	Nicholls St.	57 58									

Non-Div I Games:      Huston-Tillotson      72      36      Paul Quinn      83      54

Texas Southern

Average RPI Win: 239

Average RPI Loss: 85

WON-LOST  
RECORDWINNING  
PCT. RANKLAST 10  
GAMESSTRENGTH OF  
SCHEDULEOPP. STRENGTH  
OF SCHEDULETEAM  
RPIADJ.  
RPICONF.  
RPIADJ CONF.  
RPIDIV. I ONLY  
DIV. I NON-CONF.6- 8  
3- 7210  
2565-5  
0- 176  
43184  
182146  
165146  
16515  
1515  
15

TOTALS

RPI 1-25

RPI 26-50

W-L RECORDS

RPI 51-100

RPI 101-150

RPI 150+

6- 8  
2- 3  
4- 4  
0- 10- 0  
0- 0  
0- 0  
0- 00- 1  
0- 0  
0- 1  
0- 0OVERALL  
HOME  
AWAY  
NEUTRAL0- 4  
0- 0  
0- 3  
0- 10- 2  
0- 2  
0- 0  
0- 06- 1  
2- 1  
4- 0  
0- 03- 7  
1- 2  
2- 4  
0- 10- 0  
0- 0  
0- 0  
0- 00- 1  
0- 0  
0- 1  
0- 0NON-CONFERENCE  
HOME  
AWAY  
NEUTRAL0- 4  
0- 0  
0- 3  
0- 10- 1  
0- 1  
0- 0  
0- 03- 1  
1- 1  
2- 0  
0- 03- 1  
1- 1  
2- 0  
0- 00- 0  
0- 0  
0- 0  
0- 00- 0  
0- 0  
0- 0  
0- 0CONFERENCE  
HOME  
AWAY  
NEUTRAL0- 0  
0- 0  
0- 0  
0- 00- 1  
0- 1  
0- 0  
0- 03- 0  
1- 0  
2- 0  
0- 0

RPI 1-25

RPI 26-50

RPI 51-100

RPI 101+

Team's RPI: 146

RPI S Opponent Score

RPI S Opponent Score

RPI S Opponent Score

RPI S Opponent Score

35 A Missouri 50 69

53 N Saint Mary's (CA) 62 89

107 H Appalachian St. 49 62

54 A New Mexico 51 82

113 H Montana St. 59 67

73 A Oklahoma St. 55 66

164 H Oral Roberts 64 81

84 A Tulane 61 67

185 A Georgia St. 69 60

208 H Coastal Caro. 73 58

218 H Nicholls St. 72 67

266 A UTSA 68 60

275 A A&amp;M-Corpus Christi 60 53

284 A Ga. Southern 64 52

LAST 12 Division I GAMES:

84 A Tulane 61 67

107 H Appalachian St. 49 62

113 H Montana St. 59 67

208 H Coastal Caro. 73 58

218 H Nicholls St. 72 67

185 A Georgia St. 69 60

73 A Oklahoma St. 55 66

284 A Ga. Southern 64 52

275 A A&amp;M-Corpus Christi 60 53

53 N Saint Mary's (CA) 62 89

164 H Oral Roberts 64 81

35 A Missouri 50 69

Non-Div I Games:

UNKNOWN

92 39

Tex. A&amp;M Int'l

89 25

Texas St.

Loss, Non-Conf, S Site, H Home A Away N Neutral

Average RPI	Win:	202	WON-LOST	WINNING	LAST 10	STRENGTH OF	OPP. STRENGTH	TEAM	ADJ.	CONF.	ADJ CONF.
Average RPI	Loss:	101	RECORD	PCT. RANK	GAMES	SCHEDULE	OF SCHEDULE	RPI	RPI	RPI	RPI
DIV. I ONLY		10- 6		102	5-5	146	130	138	138	3	3
DIV. I NON-CONF.		9- 2		43	0- 0	283	248	134	134	3	3
-----											
TOTALS	RPI 1-25		RPI 26-50		W-L RECORDS	RPI 51-100		RPI 101-150		RPI 150+	
10- 6	0- 1		0- 0		OVERALL	2- 2		0- 2		8- 1	
9- 2	0- 1		0- 0		HOME	2- 0		0- 1		7- 0	
1- 4	0- 0		0- 0		AWAY	0- 2		0- 1		1- 1	
0- 0	0- 0		0- 0		NEUTRAL	0- 0		0- 0		0- 0	
9- 2	0- 0		0- 0		NON-CONFERENCE	1- 0		0- 1		8- 1	
8- 1	0- 0		0- 0		HOME	1- 0		0- 1		7- 0	
1- 1	0- 0		0- 0		AWAY	0- 0		0- 0		1- 1	
0- 0	0- 0		0- 0		NEUTRAL	0- 0		0- 0		0- 0	
1- 4	0- 1		0- 0		CONFERENCE	1- 2		0- 1		0- 0	
1- 1	0- 1		0- 0		HOME	1- 0		0- 0		0- 0	
0- 3	0- 0		0- 0		AWAY	0- 2		0- 1		0- 0	
0- 0	0- 0		0- 0		NEUTRAL	0- 0		0- 0		0- 0	

RPI 1-25				RPI 26-50				RPI 51-100				RPI 101+				Team's RPI: 138
RPI	S	Opponent	Score	RPI	S	Opponent	Score	RPI	S	Opponent	Score	RPI	S	Opponent	Score	
3	H	Bayl or	56 <b>73</b>					55	H	Kansas	69 66	110	H	Idaho	77 <b>88</b>	
								65	A	TCU	70 <b>78</b>	150	A	Okl ahoma	61 <b>66</b>	
								72	H	SFA	77 69	169	H	Southern U.	76 58	
								73	A	Okl ahoma St.	57 <b>65</b>	170	H	Abilene Christian	105 54	
												192	H	Jacksonville St.	71 58	
												205	A	Florida	67 <b>72</b>	
												226	H	Texas Southern	75 55	
												245	A	Nevada	86 67	
												275	H	A&M-Corpus Christi	78 61	
												304	H	Houston Baptist	82 76	
												312	H	La. -Monroe	86 42	
LAST 12 Division I GAMES:																
65	A	TCU	70 <b>78</b>	3	H	Bayl or	56 <b>73</b>	150	A	Okl ahoma	61 <b>66</b>	170	H	Abilene Christian	105 54	
73	A	Okl ahoma St.	57 <b>65</b>					226	H	Texas Southern	75 55	169	H	Southern U.	76 58	
55	H	Kansas	69 66					275	H	A&M-Corpus Christi	78 61	304	H	Houston Baptist	82 76	
205	A	Florida	67 <b>72</b>					245	A	Nevada	86 67					
72	H	SFA	77 69													
304	H	Houston Baptist	82 76													

Non-Div I Games:

Texas Tech

T  
o  
l  
e  
d  
o

Through Games Of Jan. 16, 2019											
Tol edo			WON-LOST			WINNING			LAST 10		
Average RPI Wi n: 229			RECORD			PCT. RANK			GAMES		
Average RPI Loss: 69											
DIV. I ONLY			10- 5			83			7-3		
DIV. I NON-CONF.			8- 3			71			0- 0		
TOTALS			RPI 1-25			RPI 26-50			W-L RECORDS		
10- 5			0- 1			0- 0			OVERALL		
5- 2			0- 1			0- 0			HOME		
5- 3			0- 0			0- 0			AWAY		
0- 0			0- 0			0- 0			NEUTRAL		
8- 3			0- 1			0- 0			NON-CONFERENCE		
4- 1			0- 1			0- 0			HOME		
4- 2			0- 0			0- 0			AWAY		
0- 0			0- 0			0- 0			NEUTRAL		
2- 2			0- 0			0- 0			CONFERENCE		
1- 1			0- 0			0- 0			HOME		
1- 1			0- 0			0- 0			AWAY		
0- 0			0- 0			0- 0			NEUTRAL		

RPI 1-25				RPI 26-50				RPI 51-100				RPI 101+ Team's RPI: 101			
RPI	S	Opponent	Score	RPI	S	Opponent	Score	RPI	S	Opponent	Score	RPI	S	Opponent	Score
1	H	Notre Dame	56 72					61	A	Belmont	78 69	133	H	Stony Brook	80 48
								62	H	Kent St.	47 58	135	H	Duquesne	65 52
								93	A	Maine	59 73	189	H	Ball St.	65 58
								94	A	Dayton	49 70	259	A	Cleveland St.	65 60
								97	A	Miami (OH)	64 65	268	A	Memphis	58 48
												297	A	Western Mich.	80 57
												301	A	Valparaiso	65 59
												317	H	Iona	84 38
												332	H	Detroit Mercy	77 60
LAST 12 Division I GAMES:															
297	A	Western Mich.	80 57	189	H	Ball St.	65 58								
62	H	Kent St.	47 58	332	H	Detroit Mercy	77 60								
97	A	Miami (OH)	64 65	133	H	Stony Brook	80 48								
61	A	Belmont	78 69	1	H	Notre Dame	56 72								
301	A	Valparaiso	65 59	259	A	Cleveland St.	65 60								
94	A	Dayton	49 70	268	A	Memphis	58 48								

Non-Di v I Games:

Tol edo

Average RPI Win:	225	WON-LOST	WINNING	LAST 10	STRENGTH OF	OPP. STRENGTH	TEAM	ADJ.	CONF.	ADJ CONF.
Average RPI Loss:	124	RECORD	PCT. RANK	GAMES	SCHEDULE	OF SCHEDULE	RPI	RPI	RPI	RPI
DIV. I ONLY	10- 5	83	7-3	219	140	91	91	10	10	
DIV. I NON-CONF.	6- 5	143	0- 0	277	158	162	162	13	13	
-----										
TOTALS	RPI 1-25	RPI 26-50	W-L RECORDS	RPI 51-100	RPI 101-150	RPI 150+				
10- 5	0- 1	1- 0	OVERALL	0- 1	0- 1	9- 2				
5- 0	0- 0	1- 0	HOME	0- 0	0- 0	4- 0				
5- 5	0- 1	0- 0	AWAY	0- 1	0- 1	5- 2				
0- 0	0- 0	0- 0	NEUTRAL	0- 0	0- 0	0- 0				
6- 5	0- 1	0- 0	NON-CONFERENCE	0- 1	0- 1	6- 2				
3- 0	0- 0	0- 0	HOME	0- 0	0- 0	3- 0				
3- 5	0- 1	0- 0	AWAY	0- 1	0- 1	3- 2				
0- 0	0- 0	0- 0	NEUTRAL	0- 0	0- 0	0- 0				
4- 0	0- 0	1- 0	CONFERENCE	0- 0	0- 0	3- 0				
2- 0	0- 0	1- 0	HOME	0- 0	0- 0	1- 0				
2- 0	0- 0	0- 0	AWAY	0- 0	0- 0	2- 0				
0- 0	0- 0	0- 0	NEUTRAL	0- 0	0- 0	0- 0				

RPI	S	Opponent	Score	RPI	S	Opponent	Score	RPI	S	Opponent	Score	RPI	S	Opponent	Score
4	A	Syracuse	55 98	36	H	Northeastern	88 83	90	A	Wake Forest	53 60	108	A	West Virginia	43 90
												157	A	Drexel	55 54
												182	A	George Washington	63 76
												195	H	Massachusetts	78 53
												199	A	Delaware	56 48
												234	A	Mt. St. Mary's	78 87
												235	H	Hofstra	92 68
												265	A	Marshall	76 69
												271	H	La Salle	92 68
												282	A	Saint Joseph's	73 52
												303	A	UMBC	71 62
												310	H	Loyola Maryland	62 57
-----															
LAST 12 Division I GAMES:															
235	H	Hofstra	92 68	157	A	Drexel	55 54	265	A	Marshall	76 69	108	A	West Virginia	43 90
36	H	Northeastern	88 83	282	A	Saint Joseph's	73 52	310	H	Loyola Maryland	62 57	4	A	Syracuse	55 98
199	A	Delaware	56 48	4	A	Syracuse	55 98								
182	A	George Washington	63 76												
234	A	Mt. St. Mary's	78 87												
303	A	UMBC	71 62												

Non-Div I Games:

Towson

Average RPI	Win:	207	WON-LOST	WINNING	LAST 10	STRENGTH OF	OPP. STRENGTH	TEAM	ADJ.	CONF.	ADJ CONF.
Average RPI	Loss:	45	RECORD	PCT. RANK	GAMES	SCHEDULE	OF SCHEDULE	RPI	RPI	RPI	RPI
DIV. I ONLY		12- 2		20	9-1	280	82	86	86	15	15
DIV. I NON-CONF.		8- 2		52	0- 0	323	96	137	137	15	15
-----											
TOTALS	RPI 1-25		RPI 26-50		W-L RECORDS	RPI 51-100		RPI 101-150		RPI 150+	
12- 2	0- 0		0- 1		OVERALL	0- 1		3- 0		9- 0	
5- 1	0- 0		0- 0		HOME	0- 1		2- 0		3- 0	
5- 1	0- 0		0- 1		AWAY	0- 0		1- 0		4- 0	
2- 0	0- 0		0- 0		NEUTRAL	0- 0		0- 0		2- 0	
8- 2	0- 0		0- 1		NON-CONFERENCE	0- 1		0- 0		8- 0	
3- 1	0- 0		0- 0		HOME	0- 1		0- 0		3- 0	
3- 1	0- 0		0- 1		AWAY	0- 0		0- 0		3- 0	
2- 0	0- 0		0- 0		NEUTRAL	0- 0		0- 0		2- 0	
4- 0	0- 0		0- 0		CONFERENCE	0- 0		3- 0		1- 0	
2- 0	0- 0		0- 0		HOME	0- 0		2- 0		0- 0	
2- 0	0- 0		0- 0		AWAY	0- 0		1- 0		1- 0	
0- 0	0- 0		0- 0		NEUTRAL	0- 0		0- 0		0- 0	

RPI 1-25				RPI 26-50				RPI 51-100				Team's RPI : 86				RPI 101+			
RPI	S	Opponent	Score	RPI	S	Opponent	Score	RPI	S	Opponent	Score	RPI	S	Opponent	Score	RPI	S	Opponent	Score
				27	A	Florida St.	67 103												
								63	H	Middle Tenn.	64 67								
												107	A	Appalachian St.	83 72				
												123	H	Arkansas St.	87 79				
												127	H	Little Rock	71 66				
												190	A	Ole Miss	71 54				
												192	A	Jacksonville St.	89 63				
												208	A	Coastal Caro.	82 81				
												213	H	Samford	72 52				
												228	N	Sam Houston St.	84 79				
												257	A	ETSU	84 66				
												261	H	Alabama St.	116 46				
												272	N	Mississippi Val.	75 54				
												307	H	Tennessee St.	92 67				
LAST 12 Division I GAMES:																			
				123	H	Arkansas St.	87 79					208	A	Coastal Caro.	82 81				
				127	H	Little Rock	71 66					192	A	Jacksonville St.	89 63				
				107	A	Appalachian St.	83 72					190	A	Ole Miss	71 54				
				228	N	Sam Houston St.	84 79					63	H	Middle Tenn.	64 67				
				257	A	ETSU	84 66					261	H	Alabama St.	116 46				
				307	H	Tennessee St.	92 67					272	N	Mississippi Val.	75 54				

Non-Div I Games: Talladega 91 70

Troy

RPI 1-25				RPI 26-50				RPI 51-100				Team's RPI : 84				RPI 101+			
RPI	S	Opponent	Score	RPI	S	Opponent	Score	RPI	S	Opponent	Score	RPI	S	Opponent	Score	RPI	S	Opponent	Score
7	H	UConn	33 75					52	A	LSU	56 54	103	H	Washington	63 51				
21	N	Central Mich.	68 57					76	H	Old Dominion	48 56	119	A	Alabama	58 69				
22	N	California	57 65									146	H	Texas St.	67 61				
												201	H	East Carolina	68 57				
												218	H	Nicholls St.	71 46				
												226	H	Texas Southern	62 56				
												231	A	SMU	61 43				
												233	H	Southern Miss.	71 54				
												254	A	Temple	66 57				
												259	N	Cleveland St.	81 72				
												283	H	Fla. Atlantic	88 45				
												341	N	Florida A&M	78 34				
LAST 12 Division I GAMES:																			
146	H	Texas St.	67 61	254	A	Temple	66 57												
7	H	UConn	33 75	201	H	East Carolina	68 57												
231	A	SMU	61 43	341	N	Florida A&M	78 34												
218	H	Nicholls St.	71 46	21	N	Central Mich.	68 57												
233	H	Southern Miss.	71 54	76	H	Old Dominion	48 56												
283	H	Fla. Atlantic	88 45	119	A	Alabama	58 69												

Tulane



T  
u  
l  
s  
a

Tul sa				Through Games Of Jan. 16, 2019							
Average RPI	Win:	214	WON-LOST	WINNING	LAST 10	STRENGTH OF	OPP. STRENGTH	TEAM	ADJ.	CONF.	ADJ CONF.
Average RPI	Loss:	78	RECORD	PCT. RANK	GAMES	SCHEDULE	OF SCHEDULE	RPI	RPI	RPI	RPI
DIV. I ONLY		9- 8		163	5-5	85	113	117	117	9	9
DIV. I NON-CONF.		6- 7		172	0- 1	118	63	153	153	9	9
-----											
TOTALS		RPI 1-25		RPI 26-50		W-L RECORDS		RPI 51-100	RPI 101-150	RPI 150+	
9- 8		0- 2		0- 0		OVERALL		0- 3	1- 2	8- 1	
6- 2		0- 0		0- 0		HOME		0- 1	0- 1	6- 0	
2- 6		0- 2		0- 0		AWAY		0- 2	0- 1	2- 1	
1- 0		0- 0		0- 0		NEUTRAL		0- 0	1- 0	0- 0	
6- 7		0- 1		0- 0		NON-CONFERENCE		0- 3	1- 2	5- 1	
4- 2		0- 0		0- 0		HOME		0- 1	0- 1	4- 0	
1- 5		0- 1		0- 0		AWAY		0- 2	0- 1	1- 1	
1- 0		0- 0		0- 0		NEUTRAL		0- 0	1- 0	0- 0	
3- 1		0- 1		0- 0		CONFERENCE		0- 0	0- 0	3- 0	
2- 0		0- 0		0- 0		HOME		0- 0	0- 0	2- 0	
1- 1		0- 1		0- 0		AWAY		0- 0	0- 0	1- 0	
0- 0		0- 0		0- 0		NEUTRAL		0- 0	0- 0	0- 0	

RPI 1-25				RPI 26-50				RPI 51-100				RPI 101+ Team's RPI: 117			
RPI	S	Opponent	Score	RPI	S	Opponent	Score	RPI	S	Opponent	Score	RPI	S	Opponent	Score
15	A	Arizona St.	52 70					57	H	Arkansas	59 61	119	N	Alabama	80 73
18	A	UCF	44 60					61	A	Bel mont	53 78	123	A	Arkansas St.	60 73
								72	A	SFA	34 76	127	H	Little Rock	53 63
												151	A	Ameri can	52 68
												164	A	Oral Roberts	76 68
												170	H	Abilene Christian	75 63
												201	A	East Carolina	75 55
												214	H	Saint Louis	86 75
												251	H	Stetson	55 54
												268	H	Memphi s	46 39
												269	H	Wi chi ta St.	63 49
												274	H	UTEP	66 45
-----															
LAST 12 Division I GAMES:															
15	A	Arizona St.	52 70	268	H	Memphi s	46 39								
18	A	UCF	44 60	269	H	Wi chi ta St.	63 49								
201	A	East Carolina	75 55	274	H	UTEP	66 45								
119	N	Alabama	80 73	57	H	Arkansas	59 61								
170	H	Abilene Christian	75 63	127	H	Little Rock	53 63								
72	A	SFA	34 76	123	A	Arkansas St.	60 73								

Non-Di v I Games:

Tul sa

UAB				Through Games Of Jan. 16, 2019						
Average RPI Win: 248		WON-LOST RECORD	WINNING PCT. RANK	LAST 10 GAMES	STRENGTH OF SCHEDULE	OPP. STRENGTH OF SCHEDULE	TEAM RPI	ADJ. RPI	CONF. RPI	ADJ CONF. RPI
Average RPI Loss: 89										
DIV. I ONLY		14- 2	15	9-1	350	132	167	167	16	16
DIV. I NON-CONF.		11- 1	13	0- 1	342	154	135	135	19	19
<hr/>										
TOTALS		RPI 1-25	RPI 26-50	W-L RECORDS	RPI 51-100	RPI 101-150	RPI 150+			
14- 2		0- 0	0- 1	OVERALL	1- 0	2- 1	11- 0			
6- 1		0- 0	0- 0	HOME	0- 0	1- 1	5- 0			
6- 0		0- 0	0- 0	AWAY	1- 0	0- 0	5- 0			
2- 1		0- 0	0- 1	NEUTRAL	0- 0	1- 0	1- 0			
11- 1		0- 0	0- 1	NON-CONFERENCE	1- 0	2- 0	8- 0			
5- 0		0- 0	0- 0	HOME	0- 0	1- 0	4- 0			
4- 0		0- 0	0- 0	AWAY	1- 0	0- 0	3- 0			
2- 1		0- 0	0- 1	NEUTRAL	0- 0	1- 0	1- 0			
3- 1		0- 0	0- 0	CONFERENCE	0- 0	0- 1	3- 0			
1- 1		0- 0	0- 0	HOME	0- 0	0- 1	1- 0			
2- 0		0- 0	0- 0	AWAY	0- 0	0- 0	2- 0			
0- 0		0- 0	0- 0	NEUTRAL	0- 0	0- 0	0- 0			

RPI 1-25				RPI 26-50				RPI 51-100				RPI 101+ Team's RPI: 167			
RPI	S	Opponent	Score	RPI	S	Opponent	Score	RPI	S	Opponent	Score	RPI	S	Opponent	Score
				30	N	Tennessee	69 <b>73</b>	77	A	FGCU	62 60	107	H	Appalachian St.	80 61
												148	H	Louisiana Tech	68 <b>73</b>
												150	N	Oklahoma	89 84
												213	A	Samford	66 41
												233	H	Southern Miss.	71 60
												256	H	Alabama A&M	82 47
												261	A	Alabama St.	62 47
												268	H	Memphis	85 54
												283	A	Fla. Atlantic	89 64
												287	N	Coppin St.	86 61
												314	A	FIU	83 59
												335	H	McNeese	91 48
												343	A	Chicago St.	90 45
												351	H	Alcorn	80 53
<hr/>															
LAST 12 Division I GAMES:															
				30	N	Tennessee	69 <b>73</b>	314	A	FIU	83 59				
				233	H	Southern Miss.	71 60	283	A	Fla. Atlantic	89 64				
				148	H	Louisiana Tech	68 <b>73</b>	77	A	FGCU	62 60				
				213	A	Samford	66 41	287	N	Coppin St.	86 61				
				351	H	Alcorn	80 53	261	A	Alabama St.	62 47				
				256	H	Alabama A&M	82 47	335	H	McNeese	91 48				

Non-Div I Games: Ala.-Huntsville 83 58

UAB

■ Loss, 
 ■ Non-Conf, 
 S Site, 
 ■ Home 
 ■ Away 
 N Neutral

Average RPI Win: 203		WON-LOST RECORD	WINNING PCT. RANK	LAST 10 GAMES	STRENGTH OF SCHEDULE	OPP. STRENGTH OF SCHEDULE	TEAM RPI	ADJ. RPI	CONF. RPI	ADJ CONF. RPI
Average RPI Loss: 127										
DIV. I ONLY		8- 6	126	7-3	238	58	137	137	22	22
DIV. I NON-CONF.		7- 5	132	0- 1	212	41	106	106	21	21
TOTALS		RPI 1-25	RPI 26-50	W-L RECORDS		RPI 51-100	RPI 101-150	RPI 150+		
8- 6	0- 1		0- 0	OVERALL		2- 1	0- 2	6- 2		
3- 1	0- 0		0- 0	HOME		1- 1	0- 0	2- 0		
4- 5	0- 1		0- 0	AWAY		1- 0	0- 2	3- 2		
1- 0	0- 0		0- 0	NEUTRAL		0- 0	0- 0	1- 0		
7- 5	0- 1		0- 0	NON-CONFERENCE		2- 1	0- 2	5- 1		
3- 1	0- 0		0- 0	HOME		1- 1	0- 0	2- 0		
3- 4	0- 1		0- 0	AWAY		1- 0	0- 2	2- 1		
1- 0	0- 0		0- 0	NEUTRAL		0- 0	0- 0	1- 0		
1- 1	0- 0		0- 0	CONFERENCE		0- 0	0- 0	1- 1		
0- 0	0- 0		0- 0	HOME		0- 0	0- 0	0- 0		
1- 1	0- 0		0- 0	AWAY		0- 0	0- 0	1- 1		
0- 0	0- 0		0- 0	NEUTRAL		0- 0	0- 0	0- 0		

RPI 1-25					
RPI	S	Opponent	Score		
2	A	Stanford	43	71	
RPI 26-50					
RPI	S	Opponent	Score		
RPI 51-100					
RPI	S	Opponent	Score		
53	H	Saint Mary's (CA)	76	74	
74	H	Pacific	80	83	
98	A	Washington St.	75	62	
RPI 101+					
RPI	S	Opponent	Score		
128	A	Loyola Marymount	53	60	
144	A	Portland St.	50	65	
152	A	Montana	56	62	
198	H	Southern Utah	68	45	
206	A	UC Riverside	67	59	
243	A	Sacramento St.	109	60	
245	N	Nevada	84	68	
247	A	San Francisco	70	68	
262	A	Hawaii	60	65	
336	H	Seattle U	76	59	
Team's RPI : 137					
LAST 12 Division I GAMES:					
152	A	Montana	56	62	
262	A	Hawaii	60	65	
206	A	UC Riverside	67	59	
198	H	Southern Utah	68	45	
98	A	Washington St.	75	62	
144	A	Portland St.	50	65	
53	H	Saint Mary's (CA)	76	74	
247	A	San Francisco	70	68	
336	H	Seattle U	76	59	
243	A	Sacramento St.	109	60	
245	N	Nevada	84	68	
128	A	Loyola Marymount	53	60	

Non-Div I Games:	Dominican (CA)	92	42
------------------	----------------	----	----

UC Davi s

■ Loss, ■ Non-Conf, S Site, H Home A Away N Neutral

U  
C  
I  
r  
v  
i  
n  
e

UC Irvine				Through Games Of Jan. 16, 2019							
Average RPI Win:	237	WON-LOST	WINNING	LAST 10	STRENGTH OF	OPP. STRENGTH	TEAM	ADJ.	CONF.	ADJ CONF.	
Average RPI Loss:	101	RECORD	PCT. RANK	GAMES	SCHEDULE	OF SCHEDULE	RPI	RPI	RPI	RPI	
DIV. I ONLY		11- 2	21	8-2	326	153	131	131	22	22	
DIV. I NON-CONF.		9- 2	43	0- 0	313	145	129	129	21	21	
-----											
TOTALS	RPI 1-25		RPI 26-50	W-L RECORDS	RPI 51-100		RPI 101-150		RPI 150+		
11- 2	0- 1		0- 0	OVERALL	0- 0		3- 0		8- 1		
5- 1	0- 0		0- 0	HOME	0- 0		0- 0		5- 1		
4- 1	0- 1		0- 0	AWAY	0- 0		2- 0		2- 0		
2- 0	0- 0		0- 0	NEUTRAL	0- 0		1- 0		1- 0		
9- 2	0- 1		0- 0	NON-CONFERENCE	0- 0		3- 0		6- 1		
4- 1	0- 0		0- 0	HOME	0- 0		0- 0		4- 1		
3- 1	0- 1		0- 0	AWAY	0- 0		2- 0		1- 0		
2- 0	0- 0		0- 0	NEUTRAL	0- 0		1- 0		1- 0		
2- 0	0- 0		0- 0	CONFERENCE	0- 0		0- 0		2- 0		
1- 0	0- 0		0- 0	HOME	0- 0		0- 0		1- 0		
1- 0	0- 0		0- 0	AWAY	0- 0		0- 0		1- 0		
0- 0	0- 0		0- 0	NEUTRAL	0- 0		0- 0		0- 0		

RPI 1-25				RPI 26-50				RPI 51-100				RPI 101+ Team's RPI: 131			
RPI	S	Opponent	Score	RPI	S	Opponent	Score	RPI	S	Opponent	Score	RPI	S	Opponent	Score
5	A	Oregon	69 115									143	A	Portland	84 69
												144	A	Portland St.	73 68
												145	N	Indiana St.	77 61
												163	H	CSUN	65 61
												197	H	San Diego St.	70 78
												198	H	Southern Utah	75 58
												232	H	UNLV	57 55
												291	H	CSU Bakersfield	85 78
												292	A	Cal Poly	75 59
												308	A	San Jose St.	74 66
												336	H	Seattle U	65 60
												350	N	LIU Brooklyn	84 71
-----															
LAST 12 Division I GAMES:															
163	H	CSUN	65 61	5	A	Oregon	69 115	144	A	Portland St.	73 68				
292	A	Cal Poly	75 59					143	A	Portland	84 69				
336	H	Seattle U	65 60					197	H	San Diego St.	70 78				
145	N	Indiana St.	77 61					308	A	San Jose St.	74 66				
350	N	LIU Brooklyn	84 71					291	H	CSU Bakersfield	85 78				
198	H	Southern Utah	75 58												

Non-Div I Games: LIFE Pacific 105 31

UC Irvine

U  
C  
I  
r  
v  
i  
n  
e

Average RPI Win:	233	WON-LOST	WINNING	LAST 10	STRENGTH OF	OPP. STRENGTH	TEAM	ADJ.	CONF.	ADJ CONF.
Average RPI Loss:	129	RECORD	PCT. RANK	GAMES	SCHEDULE	OF SCHEDULE	RPI	RPI	RPI	RPI
DIV. I ONLY	6- 10	237	4-6	199	139	206	206	22	22	
DIV. I NON-CONF.	6- 8	199	1- 0	169	138	182	182	21	21	
-----										
TOTALS	RPI 1-25	RPI 26-50	W-L RECORDS	RPI 51-100	RPI 101-150	RPI 150+				
6- 10	0- 1	0- 2	OVERALL	0- 2	0- 1	6- 4				
3- 2	0- 0	0- 0	HOME	0- 0	0- 1	3- 1				
2- 5	0- 0	0- 1	AWAY	0- 2	0- 0	2- 2				
1- 3	0- 1	0- 1	NEUTRAL	0- 0	0- 0	1- 1				
6- 8	0- 1	0- 2	NON-CONFERENCE	0- 2	0- 0	6- 3				
3- 0	0- 0	0- 0	HOME	0- 0	0- 0	3- 0				
2- 5	0- 0	0- 1	AWAY	0- 2	0- 0	2- 2				
1- 3	0- 1	0- 1	NEUTRAL	0- 0	0- 0	1- 1				
0- 2	0- 0	0- 0	CONFERENCE	0- 0	0- 1	0- 1				
0- 2	0- 0	0- 0	HOME	0- 0	0- 1	0- 1				
0- 0	0- 0	0- 0	AWAY	0- 0	0- 0	0- 0				
0- 0	0- 0	0- 0	NEUTRAL	0- 0	0- 0	0- 0				

RPI 1-25				RPI 26-50				RPI 51-100				RPI 101+ Team's RPI: 206			
RPI	S	Opponent	Score	RPI	S	Opponent	Score	RPI	S	Opponent	Score	RPI	S	Opponent	Score
5	N	Oregon	44 94	28	A	BYU	70 72	58	A	Southern California	55 73	137	H	UC Davis	59 67
				37	N	Texas A&M	63 70	73	A	Oklahoma St.	51 76	183	H	New Mexico St.	65 64
												184	N	Milwaukee	54 56
												188	N	Eastern Wash.	57 45
												198	H	Southern Utah	56 50
												208	H	Coastal Caro.	62 43
												212	H	Long Beach St.	45 63
												258	A	Utah Valley	53 56
												291	A	CSU Bakersfield	79 67
												293	A	California Baptist	57 65
												329	A	Weber St.	71 39
LAST 12 Division I GAMES:															
198	H	Southern Utah	56 50	291	A	CSU Bakersfield	79 67	183	H	New Mexico St.	65 64	258	A	Utah Valley	53 56
212	H	Long Beach St.	45 63	188	N	Eastern Wash.	57 45	329	A	Weber St.	71 39	184	N	Milwaukee	54 56
137	H	UC Davis	59 67	37	N	Texas A&M	63 70					5	N	Oregon	44 94

Non-Div I Games:

UC Riverside

UC Santa Barbara				Through Games Of Jan. 16, 2019							
Average RPI	Win:	251	WON-LOST	WINNING	LAST 10	STRENGTH OF	OPP. STRENGTH	TEAM	ADJ.	CONF.	ADJ CONF.
Average RPI	Loss:	171	RECORD	PCT. RANK	GAMES	SCHEDULE	OF SCHEDULE	RPI	RPI	RPI	RPI
DIV. I ONLY			3- 12	305	3-7	269	185	313	313	22	22
DIV. I NON-CONF.			3- 10	278	1- 0	250	179	296	296	21	21
-----											
TOTALS		RPI 1-25		RPI 26-50		W-L RECORDS		RPI 51-100	RPI 101-150	RPI 150+	
3- 12		0- 1		0- 0		OVERALL		0- 3	0- 1	3- 7	
1- 5		0- 0		0- 0		HOME		0- 1	0- 1	1- 3	
1- 7		0- 1		0- 0		AWAY		0- 2	0- 0	1- 4	
1- 0		0- 0		0- 0		NEUTRAL		0- 0	0- 0	1- 0	
3- 10		0- 1		0- 0		NON-CONFERENCE		0- 3	0- 1	3- 5	
1- 5		0- 0		0- 0		HOME		0- 1	0- 1	1- 3	
1- 5		0- 1		0- 0		AWAY		0- 2	0- 0	1- 2	
1- 0		0- 0		0- 0		NEUTRAL		0- 0	0- 0	1- 0	
0- 2		0- 0		0- 0		CONFERENCE		0- 0	0- 0	0- 2	
0- 0		0- 0		0- 0		HOME		0- 0	0- 0	0- 0	
0- 2		0- 0		0- 0		AWAY		0- 0	0- 0	0- 2	
0- 0		0- 0		0- 0		NEUTRAL		0- 0	0- 0	0- 0	

RPI 1-25				RPI 26-50				RPI 51-100				RPI 101+ Team's RPI: 313			
RPI	S	Opponent	Score	RPI	S	Opponent	Score	RPI	S	Opponent	Score	RPI	S	Opponent	Score
22	A	Cal i forni a	45 69					53	H	Saint Mary's (CA)	55 80	128	H	Loyol a Marymount	57 70
								58	A	Southern Cal i forni a	39 82	163	A	CSUN	65 73
								74	A	Paci fi c	53 69	183	H	New Mexico St.	73 81
												197	A	San Diego St.	63 58
												221	N	Dartmouth	62 56
												232	A	UNLV	51 69
												258	A	Utah Valley	54 63
												291	H	CSU Bakersfi el d	48 56
												292	A	Cal Poly	67 75
												293	H	Cal i forni a Baptist	64 76
												334	H	Grand Canyon	66 55
-----															
LAST 12 Division I GAMES:															
221	N	Dartmouth	62 56	183	H	New Mexico St.	73 81	197	A	San Diego St.	63 58	293	H	Cal i forni a Baptist	64 76
292	A	Cal Poly	67 75	22	A	Cal i forni a	45 69	74	A	Paci fi c	53 69				
163	A	CSUN	65 73	51	A	UNLV	51 69	334	H	Grand Canyon	66 55				
53	H	Saint Mary's (CA)	55 80												
232	A	UNLV	51 69												
128	H	Loyol a Marymount	57 70												

Non-Div I Games:

Average RPI Win:	158	WON-LOST	WINNING	LAST 10	STRENGTH OF	OPP. STRENGTH	TEAM	ADJ.	CONF.	ADJ CONF.
Average RPI Loss:	13	RECORD	PCT. RANK	GAMES	SCHEDULE	OF SCHEDULE	RPI	RPI	RPI	RPI
DIV. I ONLY	15- 2	14	9-1	108	33	18	18	9	9	
DIV. I NON-CONF.	11- 2	33	0- 0	123	13	20	20	9	9	
-----										
TOTALS	RPI 1-25	RPI 26-50	W-L RECORDS	RPI 51-100	RPI 101-150	RPI 150+				
15- 2	0- 2	1- 0	OVERALL	3- 0	5- 0	6- 0				
6- 0	0- 0	1- 0	HOME	1- 0	3- 0	1- 0				
8- 1	0- 1	0- 0	AWAY	2- 0	2- 0	4- 0				
1- 1	0- 1	0- 0	NEUTRAL	0- 0	0- 0	1- 0				
11- 2	0- 2	1- 0	NON-CONFERENCE	3- 0	2- 0	5- 0				
4- 0	0- 0	1- 0	HOME	1- 0	1- 0	1- 0				
6- 1	0- 1	0- 0	AWAY	2- 0	1- 0	3- 0				
1- 1	0- 1	0- 0	NEUTRAL	0- 0	0- 0	1- 0				
4- 0	0- 0	0- 0	CONFERENCE	0- 0	3- 0	1- 0				
2- 0	0- 0	0- 0	HOME	0- 0	2- 0	0- 0				
2- 0	0- 0	0- 0	AWAY	0- 0	1- 0	1- 0				
0- 0	0- 0	0- 0	NEUTRAL	0- 0	0- 0	0- 0				

RPI	S	Opponent	Score	RPI	S	Opponent	Score	RPI	S	Opponent	Score	RPI	S	Opponent	Score
4	N	Syracuse	52 57	41	H	Villanova	71 56	74	H	Pacific	64 57	117	H	Tulsa	60 44
21	A	Central Mich.	68 75					75	A	Quinnipiac	47 45	129	H	Cincinnati	56 55
								80	A	Pittsburgh	61 58	134	H	Chattanooga	75 37
												135	A	Duquesne	71 63
												141	A	South Fla.	62 49
												175	A	Mercer	76 42
												199	A	Delaware	71 60
												251	A	Stetson	78 55
												267	N	Liberty	53 45
												268	A	Memphis	68 55
												285	H	Richmond	70 48
LAST 12 Division I GAMES:															
117	H	Tulsa	60 44	268	A	Memphis	68 55	4	N	Syracuse	52 57	267	N	Liberty	53 45
129	H	Cincinnati	56 55	75	A	Quinnipiac	47 45	74	H	Pacific	64 57	74	H	Pacific	64 57
141	A	South Fla.	62 49					135	A	Duquesne	71 63				
199	A	Delaware	71 60												
134	H	Chattanooga	75 37												
41	H	Villanova	71 56												

Non-Div I Games:

UCF

U  
C  
L  
A

UCLA				Through Games Of Jan. 16, 2019							
Average RPI	Win:	130	WON-LOST	WINNING	LAST 10	STRENGTH OF	OPP. STRENGTH	TEAM	ADJ.	CONF.	ADJ CONF.
Average RPI	Loss:	51	RECORD	PCT. RANK	GAMES	SCHEDULE	OF SCHEDULE	RPI	RPI	RPI	RPI
DIV. I ONLY			9- 8	163	6-4	3	76	40	40	2	2
DIV. I NON-CONF.			7- 5	132	0- 0	24	173	75	75	2	2
-----											
TOTALS		RPI 1-25		RPI 26-50	W-L RECORDS	RPI 51-100		RPI 101-150		RPI 150+	
9- 8		1- 3		0- 3	OVERALL	5- 0		1- 2		2- 0	
6- 3		0- 2		0- 1	HOME	4- 0		1- 0		1- 0	
3- 2		1- 1		0- 0	AWAY	1- 0		0- 1		1- 0	
0- 3		0- 0		0- 2	NEUTRAL	0- 0		0- 1		0- 0	
7- 5		0- 1		0- 2	NON-CONFERENCE	4- 0		1- 2		2- 0	
6- 1		0- 1		0- 0	HOME	4- 0		1- 0		1- 0	
1- 1		0- 0		0- 0	AWAY	0- 0		0- 1		1- 0	
0- 3		0- 0		0- 2	NEUTRAL	0- 0		0- 1		0- 0	
2- 3		1- 2		0- 1	CONFERENCE	1- 0		0- 0		0- 0	
0- 2		0- 1		0- 1	HOME	0- 0		0- 0		0- 0	
2- 1		1- 1		0- 0	AWAY	1- 0		0- 0		0- 0	
0- 0		0- 0		0- 0	NEUTRAL	0- 0		0- 0		0- 0	

U  
C  
L  
A

RPI 1-25				RPI 26-50				Team's RPI: 40				RPI 51-100				RPI 101+			
RPI	S	Opponent	Score	RPI	S	Opponent	Score	RPI	S	Opponent	Score	RPI	S	Opponent	Score	RPI	S	Opponent	Score
2	A	Stanford	80 86	29	N	Kentucky	74 75	58	A	Southern Cal i forni a	72 65	114	H	Ri ce	59 50				
5	H	Oregon	52 72	34	H	Oregon St.	73 83	73	H	Okl ahoma St.	71 59	128	A	Loyol a Marymount	63 69				
19	H	Indi ana	65 67	50	N	North Carol i na	49 83	88	H	Seton Hall	78 62	141	N	South Fla.	56 60				
22	A	Cal i forni a	84 79					89	H	Georgi a	80 69	292	H	Cal Poly	81 35				
								99	H	Fresno St.	89 80	337	A	UIC	78 47				
LAST 12 Division I GAMES:																			
5	H	Oregon	52 72	22	A	Cal i forni a	84 79												
34	H	Oregon St.	73 83	58	A	Southern Cal i forni a	72 65												
2	A	Stanford	80 86	292	H	Cal Poly	81 35												
19	H	Indi ana	65 67	337	A	UIC	78 47												
141	N	South Fla.	56 60	73	H	Okl ahoma St.	71 59												
29	N	Kentucky	74 75	99	H	Fresno St.	89 80												

Non-Div I Games:

UCLA



# U C o n n

U  
C  
o  
n  
n

UConn

Average RPI Win:	311	WON-LOST	WINNING	LAST 10	STRENGTH OF	OPP. STRENGTH	TEAM	ADJ.	CONF.	ADJ CONF.
Average RPI Loss:	178	RECORD	PCT. RANK	GAMES	SCHEDULE	OF SCHEDULE	RPI	RPI	RPI	RPI
DIV. I ONLY	3- 14	314	1-9	321	198	337	337	19	19	
DIV. I NON-CONF.	2- 9	297	0- 0	279	189	322	322	18	18	
-----										
TOTALS	RPI 1-25	RPI 26-50	W-L RECORDS	RPI 51-100	RPI 101-150	RPI 150+				
3- 14	0- 1	0- 1	OVERALL	0- 3	0- 2	3- 7				
2- 6	0- 0	0- 1	HOME	0- 2	0- 0	2- 3				
1- 6	0- 1	0- 0	AWAY	0- 1	0- 2	1- 2				
0- 2	0- 0	0- 0	NEUTRAL	0- 0	0- 0	0- 2				
2- 9	0- 1	0- 1	NON-CONFERENCE	0- 2	0- 1	2- 4				
1- 3	0- 0	0- 1	HOME	0- 1	0- 0	1- 1				
1- 4	0- 1	0- 0	AWAY	0- 1	0- 1	1- 1				
0- 2	0- 0	0- 0	NEUTRAL	0- 0	0- 0	0- 2				
1- 5	0- 0	0- 0	CONFERENCE	0- 1	0- 1	1- 3				
1- 3	0- 0	0- 0	HOME	0- 1	0- 0	1- 2				
0- 2	0- 0	0- 0	AWAY	0- 0	0- 1	0- 1				
0- 0	0- 0	0- 0	NEUTRAL	0- 0	0- 0	0- 0				

RPI 1-25				RPI 26-50				RPI 51-100				RPI 101+				Team's RPI: 337
RPI	S	Opponent	Score	RPI	S	Opponent	Score	RPI	S	Opponent	Score	RPI	S	Opponent	Score	
12	A	Marquette	32 96	40	H	UCLA	47 78	71	A	Northwestern	44 87	126	A	Youngstown St.	29 81	
								83	H	Wright St.	46 79	145	A	Indiana St.	53 60	
								97	H	Miami (OH)	56 65	186	A	Eastern Mich.	38 52	
												242	H	Loyola Chicago	60 75	
												259	A	Cleveland St.	53 71	
												273	H	Northern Ky.	49 67	
												288	H	Oakland	69 65	
												298	N	Fairfield	60 68	
												301	H	Valparaiso	75 65	
												332	H	Detroit Mercy	36 42	
												333	N	Jackson St.	57 72	
												345	A	Evansville	62 54	
-----																
LAST 12 Division I GAMES:																
332	H	Detroit Mercy	36 42	126	A	Youngstown St.	29 81									
288	H	Oakland	69 65	83	H	Wright St.	46 79									
259	A	Cleveland St.	53 71	273	H	Northern Ky.	49 67									
145	A	Indiana St.	53 60	333	N	Jackson St.	57 72									
345	A	Evansville	62 54	298	N	Fairfield	60 68									
97	H	Miami (OH)	56 65	40	H	UCLA	47 78									

Non-Div I Games:

UIC

U  
M  
B  
C

UMBC

Average RPI Win: 293

Average RPI Loss: 170

WON-LOST  
RECORD

WINNING  
PCT. RANK

LAST 10  
GAMES

STRENGTH OF  
SCHEDULE

OPP. STRENGTH  
OF SCHEDULE

TEAM  
RPI

ADJ.  
RPI

CONF.  
RPI

ADJ CONF.  
RPI

DIV. I ONLY

DIV. I NON-CONF.

4- 10

4- 6

275

212

1-9

0- 0

314

319

200

222

303

282

303

282

23

24

23

24

TOTALS

RPI 1-25

RPI 26-50

W-L RECORDS

RPI 51-100

RPI 101-150

RPI 150+

4- 10

0- 1

0- 0

OVERALL

0- 3

0- 0

4- 6

0- 6

0- 0

0- 0

HOME

0- 2

0- 0

0- 4

2- 4

0- 1

0- 0

AWAY

0- 1

0- 0

2- 2

2- 0

0- 0

0- 0

NEUTRAL

0- 0

0- 0

2- 0

4- 6

0- 1

0- 0

NON-CONFERENCE

0- 1

0- 0

4- 4

0- 4

0- 0

0- 0

HOME

0- 1

0- 0

0- 3

2- 2

0- 1

0- 0

AWAY

0- 0

0- 0

2- 1

2- 0

0- 0

0- 0

NEUTRAL

0- 0

0- 0

2- 0

0- 4

0- 0

0- 0

CONFERENCE

0- 2

0- 0

0- 2

0- 2

0- 0

0- 0

HOME

0- 1

0- 0

0- 1

0- 2

0- 0

0- 0

AWAY

0- 1

0- 0

0- 1

0- 0

0- 0

0- 0

NEUTRAL

0- 0

0- 0

0- 0

RPI 1-25

RPI S Opponent Score

20 A Maryland 61 92

RPI 26-50

RPI S Opponent Score

RPI 51-100

RPI S Opponent Score

91 H Towson 62 71

93 A Maine 44 84

95 H Hartford 52 66

RPI 101+

RPI S Opponent Score

151 A American 42 64

234 H Mt. St. Mary's 52 65

235 H Hofstra 42 45

237 A Binghamton 45 67

252 H UMES 67 73

266 N UTSA 72 58

287 A Coppin St. 57 52

289 H UMass Lowell I 55 67

296 N Kennesaw St. 57 53

321 A Morgan St. 73 68

LAST 12 Division I GAMES:

237 A Binghamton 45 67

289 H UMass Lowell I 55 67

95 H Hartford 52 66

151 A American 42 64

91 H Towson 62 71

287 A Coppin St. 57 52

93 A Maine 44 84

252 H UMES 67 73

321 A Morgan St. 73 68

235 H Hofstra 42 45

234 H Mt. St. Mary's 52 65

20 A Maryland 61 92

Non-Div I Games:

Notre Dame (MD) 81 43

Eastern 81 42

Gettysburg 65 51

UMBC

Loss, Non-Conf, S Site, H Home A Away N Neutral

Page 307

Average RPI Win:	285	WON-LOST	WINNING	LAST 10	STRENGTH OF	OPP. STRENGTH	TEAM	ADJ.	CONF.	ADJ CONF.
Average RPI Loss:	158	RECORD	PCT. RANK	GAMES	SCHEDULE	OF SCHEDULE	RPI	RPI	RPI	RPI
DIV. I ONLY	5- 10	248	5-5	263	218	252	252	32	32	
DIV. I NON-CONF.	2- 9	297	0- 0	202	125	252	252	32	32	
-----										
TOTALS	RPI 1-25	RPI 26-50	W-L RECORDS	RPI 51-100	RPI 101-150	RPI 150+				
5- 10	0- 1	0- 2	OVERALL	0- 2	0- 0	5- 5				
2- 2	0- 0	0- 1	HOME	0- 0	0- 0	2- 1				
3- 8	0- 1	0- 1	AWAY	0- 2	0- 0	3- 4				
0- 0	0- 0	0- 0	NEUTRAL	0- 0	0- 0	0- 0				
2- 9	0- 1	0- 2	NON-CONFERENCE	0- 2	0- 0	2- 4				
0- 1	0- 0	0- 1	HOME	0- 0	0- 0	0- 0				
2- 8	0- 1	0- 1	AWAY	0- 2	0- 0	2- 4				
0- 0	0- 0	0- 0	NEUTRAL	0- 0	0- 0	0- 0				
3- 1	0- 0	0- 0	CONFERENCE	0- 0	0- 0	3- 1				
2- 1	0- 0	0- 0	HOME	0- 0	0- 0	2- 1				
1- 0	0- 0	0- 0	AWAY	0- 0	0- 0	1- 0				
0- 0	0- 0	0- 0	NEUTRAL	0- 0	0- 0	0- 0				

RPI 1-25				RPI 26-50				RPI 51-100				RPI 101+ Team's RPI: 252			
RPI	S	Opponent	Score	RPI	S	Opponent	Score	RPI	S	Opponent	Score	RPI	S	Opponent	Score
4	A	Syracuse	51 96	38	H	Buffalo	63 69	90	A	Wake Forest	67 78	201	A	East Carolina	69 84
				48	A	Miami (FL)	53 71	92	A	Georgetown	55 74	211	A	George Mason	49 70
												220	H	Howard	80 72
												234	A	Mt. St. Mary's	86 73
												264	H	N. C. A&T	49 51
												285	A	Richmond	55 57
												303	A	UMBC	73 67
												321	A	Morgan St.	73 68
												347	A	Longwood	71 83
												348	H	N. C. Central	59 49
LAST 12 Division I GAMES:															
264	H	N. C. A&T	49 51	321	A	Morgan St.	73 68								
348	H	N. C. Central	59 49	303	A	UMBC	73 67								
220	H	Howard	80 72	211	A	George Mason	49 70								
4	A	Syracuse	51 96	234	A	Mt. St. Mary's	86 73								
347	A	Longwood	71 83	48	A	Miami (FL)	53 71								
285	A	Richmond	55 57	90	A	Wake Forest	67 78								

Non-Div I Games: Regent 72 16 Cheyney 88 39

UMES

UMKC		Average RPI Win: 259	WON-LOST RECORD	WINNING PCT. RANK	LAST 10 GAMES	STRENGTH OF SCHEDULE	OPP. STRENGTH OF SCHEDULE	TEAM RPI	ADJ. RPI	CONF. RPI	ADJ. CONF. RPI
		Average RPI Loss: 122									
DIV. I ONLY		6- 7		196	8-2	198	259	177	177	30	30
DIV. I NON-CONF.		4- 7		228	0- 0	112	250	190	190	30	30
-----											
TOTALS	RPI 1-25		RPI 26-50		W-L RECORDS	RPI 51-100		RPI 101-150		RPI 150+	
6- 7	0- 0		0- 2		OVERALL	0- 1		1- 0		5- 4	
2- 2	0- 0		0- 0		HOME	0- 0		1- 0		1- 2	
4- 5	0- 0		0- 2		AWAY	0- 1		0- 0		4- 2	
0- 0	0- 0		0- 0		NEUTRAL	0- 0		0- 0		0- 0	
4- 7	0- 0		0- 2		NON-CONFERENCE	0- 1		1- 0		3- 4	
2- 2	0- 0		0- 0		HOME	0- 0		1- 0		1- 2	
2- 5	0- 0		0- 2		AWAY	0- 1		0- 0		2- 2	
0- 0	0- 0		0- 0		NEUTRAL	0- 0		0- 0		0- 0	
2- 0	0- 0		0- 0		CONFERENCE	0- 0		0- 0		2- 0	
0- 0	0- 0		0- 0		HOME	0- 0		0- 0		0- 0	
2- 0	0- 0		0- 0		AWAY	0- 0		0- 0		2- 0	
0- 0	0- 0		0- 0		NEUTRAL	0- 0		0- 0		0- 0	

RPI 1-25				RPI 26-50				RPI 51-100				RPI 101+ Team's RPI: 177			
RPI	S	Opponent	Score	RPI	S	Opponent	Score	RPI	S	Opponent	Score	RPI	S	Opponent	Score
				35	A	Missouri	59 66	55	A	Kansas	55 67	148	H	Louisiana Tech	80 70
				49	A	Kansas St.	50 61					161	A	Denver	75 92
												164	A	Oral Roberts	64 75
												179	H	Illinois St.	55 62
												209	H	SIUE	80 75
												211	H	George Mason	84 91
												242	A	Loyola Chicago	88 74
												293	A	California Baptist	78 74
												320	A	North Dakota St.	69 59
												343	A	Chicago St.	111 58
-----															
LAST 12 Division I GAMES:															
293	A	California Baptist	78 74	148	H	Louisiana Tech	80 70	209	H	SIUE	80 75				
343	A	Chicago St.	111 58	242	A	Loyola Chicago	88 74	35	A	Missouri	59 66				
179	H	Illinois St.	55 62	320	A	North Dakota St.	69 59	211	H	George Mason	84 91				
164	A	Oral Roberts	64 75												
49	A	Kansas St.	50 61												
161	A	Denver	75 92												

Non-Div I Games: Peru St. 98 62 Mo.-St. Louis 92 63

UMKC

■ Loss, 
 ■ Non-Conf, S Site, 
 ■ Home 
 ■ Away 
 N Neutral

Average RPI Win:	289	WON-LOST	WINNING	LAST 10	STRENGTH OF	OPP. STRENGTH	TEAM	ADJ.	CONF.	ADJ CONF.
Average RPI Loss:	205	RECORD	PCT. RANK	GAMES	SCHEDULE	OF SCHEDULE	RPI	RPI	RPI	RPI
DIV. I ONLY	5- 12	269	3-7	273	334	289	289	23	23	
DIV. I NON-CONF.	3- 9	271	0- 0	242	328	286	286	24	24	
<hr/>										
TOTALS	RPI 1-25	RPI 26-50	W-L RECORDS	RPI 51-100	RPI 101-150	RPI 150+				
5- 12	0- 1	0- 0	OVERALL	0- 1	0- 2	5- 8				
2- 4	0- 0	0- 0	HOME	0- 0	0- 1	2- 3				
3- 8	0- 1	0- 0	AWAY	0- 1	0- 1	3- 5				
0- 0	0- 0	0- 0	NEUTRAL	0- 0	0- 0	0- 0				
3- 9	0- 1	0- 0	NON-CONFERENCE	0- 1	0- 1	3- 6				
1- 3	0- 0	0- 0	HOME	0- 0	0- 1	1- 2				
2- 6	0- 1	0- 0	AWAY	0- 1	0- 0	2- 4				
0- 0	0- 0	0- 0	NEUTRAL	0- 0	0- 0	0- 0				
2- 3	0- 0	0- 0	CONFERENCE	0- 0	0- 1	2- 2				
1- 1	0- 0	0- 0	HOME	0- 0	0- 0	1- 1				
1- 2	0- 0	0- 0	AWAY	0- 0	0- 1	1- 1				
0- 0	0- 0	0- 0	NEUTRAL	0- 0	0- 0	0- 0				

RPI 1-25				RPI 26-50				RPI 51-100				RPI 101+				Team's RPI: 289
RPI	S	Opponent	Score	RPI	S	Opponent	Score	RPI	S	Opponent	Score	RPI	S	Opponent	Score	
16	A	Butler	36 89					88	A	Seton Hall	57 90	111	H	Providence	47 71	
												133	A	Stony Brook	56 76	
												193	A	Cornell	54 63	
												195	A	Massachusetts	62 59	
												221	A	Dartmouth	54 70	
												240	H	Colgate	52 61	
												250	A	Holy Cross	54 63	
												280	H	Bryant	57 58	
												290	A	Albany (NY)	56 63	
												295	H	Vermont	54 51	
												300	H	Saint Peter's	59 57	
												303	A	UMBC	67 55	
												315	H	New Hampshire	53 56	
												321	A	Morgan St.	49 61	
												350	A	LIU Brooklyn	69 64	
<hr/>																
LAST 12 Division I GAMES:																
290	A	Albany (NY)	56 63	133	A	Stony Brook	56 76									
303	A	UMBC	67 55	295	H	Vermont	54 51									
315	H	New Hampshire	53 56	321	A	Morgan St.	49 61									
240	H	Colgate	52 61	195	A	Massachusetts	62 59									
250	A	Holy Cross	54 63	221	A	Dartmouth	54 70									
350	A	LIU Brooklyn	69 64	111	H	Providence	47 71									

Non-Div I Games: Fisher 79 45

UMass Lowell

■ Loss, 
 ■ Non-Conf, 
 ■ Site, 
 ■ Home 
 ■ Away 
 N Neutral

Average RPI Win:	256	WON-LOST	WINNING	LAST 10	STRENGTH OF	OPP. STRENGTH	TEAM	ADJ.	CONF.	ADJ CONF.
Average RPI Loss:	149	RECORD	PCT. RANK	GAMES	SCHEDULE	OF SCHEDULE	RPI	RPI	RPI	RPI
DIV. I ONLY	6- 9	226	4-6	153	299	200	200	28	28	
DIV. I NON-CONF.	4- 6	212	0- 0	115	249	192	192	29	29	
-----										
TOTALS	RPI 1-25	RPI 26-50	W-L RECORDS	RPI 51-100	RPI 101-150	RPI 150+				
6- 9	0- 0	0- 1	OVERALL	0- 1	1- 3	5- 4				
5- 1	0- 0	0- 0	HOME	0- 0	1- 0	4- 1				
1- 8	0- 0	0- 1	AWAY	0- 1	0- 3	1- 3				
0- 0	0- 0	0- 0	NEUTRAL	0- 0	0- 0	0- 0				
4- 6	0- 0	0- 1	NON-CONFERENCE	0- 1	1- 2	3- 2				
4- 0	0- 0	0- 0	HOME	0- 0	1- 0	3- 0				
0- 6	0- 0	0- 1	AWAY	0- 1	0- 2	0- 2				
0- 0	0- 0	0- 0	NEUTRAL	0- 0	0- 0	0- 0				
2- 3	0- 0	0- 0	CONFERENCE	0- 0	0- 1	2- 2				
1- 1	0- 0	0- 0	HOME	0- 0	0- 0	1- 1				
1- 2	0- 0	0- 0	AWAY	0- 0	0- 1	1- 1				
0- 0	0- 0	0- 0	NEUTRAL	0- 0	0- 0	0- 0				

RPI	S	Opponent	Score	RPI	S	Opponent	Score	RPI	S	Opponent	Score	RPI	S	Opponent	Score	Team's RPI: 200
30	A	Tennessee	46	73	63	A	Middle Tenn.	46	67	125	A	Tennessee Tech	53	60		
										130	H	Davidson	69	56		
										139	A	Charlotte	53	70		
										149	A	Radford	46	60		
										175	A	Mercer	47	61		
										210	A	Gardner-Webb	59	69		
										216	H	Hampton	58	61		
										238	A	Furman	47	58		
										248	H	Wofford	60	46		
										257	H	ETSU	56	55		
										260	H	Campbell	60	52		
										316	H	Western Caro.	74	49		
										327	A	USC Upstate	93	86		
LAST 12 Division I GAMES:																
327	A	USC Upstate	93	86	216	H	Hampton	58	61							
260	H	Campbell	60	52	149	A	Radford	46	60							
210	A	Gardner-Webb	59	69	175	A	Mercer	47	61							
238	A	Furman	47	58	63	A	Middle Tenn.	46	67							
248	H	Wofford	60	46	125	A	Tennessee Tech	53	60							
130	H	Davidson	69	56	257	H	ETSU	56	55							

Non-Div I Games: Warren Wilson 92 31

UNC Asheville

Average RPI Win:	227	WON-LOST	WINNING	LAST 10	STRENGTH OF	OPP. STRENGTH	TEAM	ADJ.	CONF.	ADJ CONF.
Average RPI Loss:	197	RECORD	PCT. RANK	GAMES	SCHEDULE	OF SCHEDULE	RPI	RPI	RPI	RPI

DIV. I ONLY	2- 11	321	3-7	255	276	323	323	24	24
DIV. I NON-CONF.	2- 9	297	0- 0	276	232	323	323	25	25
-----									
TOTALS	RPI 1-25	RPI 26-50	W-L RECORDS	RPI 51-100	RPI 101-150	RPI 150+			
2- 11	0- 0	0- 1	OVERALL	0- 1	0- 1	2- 8			
1- 1	0- 0	0- 0	HOME	0- 0	0- 0	1- 1			
0- 9	0- 0	0- 1	AWAY	0- 0	0- 1	0- 7			
1- 1	0- 0	0- 0	NEUTRAL	0- 1	0- 0	1- 0			
2- 9	0- 0	0- 1	NON-CONFERENCE	0- 1	0- 1	2- 6			
1- 1	0- 0	0- 0	HOME	0- 0	0- 0	1- 1			
0- 7	0- 0	0- 1	AWAY	0- 0	0- 1	0- 5			
1- 1	0- 0	0- 0	NEUTRAL	0- 1	0- 0	1- 0			
0- 2	0- 0	0- 0	CONFERENCE	0- 0	0- 0	0- 2			
0- 0	0- 0	0- 0	HOME	0- 0	0- 0	0- 0			
0- 2	0- 0	0- 0	AWAY	0- 0	0- 0	0- 2			
0- 0	0- 0	0- 0	NEUTRAL	0- 0	0- 0	0- 0			

RPI 1-25	RPI 26-50	RPI 51-100	RPI 101+ Team's RPI: 323
RPI S Opponent Score	RPI S Opponent Score	RPI S Opponent Score	RPI S Opponent Score
	50 A North Carolina 62 83	88 N Seton Hall 64 71	107 A Appalachian St. 65 68
			154 A High Point 75 82
			185 A Georgia St. 63 70
			186 N Eastern Mich. 49 44
			208 H Coastal Caro. 71 78
			238 A Furman 61 64
			248 A Wofford 66 93
			260 A Campbell 49 53
			267 H Liberty 48 45
			285 A Richmond 48 59
			348 A N. C. Central 57 66
LAST 12 Division I GAMES:			
248 A Wofford 66 93	208 H Coastal Caro. 71 78		
238 A Furman 61 64	88 N Seton Hall 64 71		
285 A Richmond 48 59	186 N Eastern Mich. 49 44		
154 A High Point 75 82	267 H Liberty 48 45		
260 A Campbell 49 53	348 A N. C. Central 57 66		
107 A Appalachian St. 65 68	50 A North Carolina 62 83		

Non-Div I Games:	Pfeiffer	92 23	UNC Pembroke	72 32	Lees-McRae	92 36	Young Harris	62 29
								UNC Greensboro

U  
N  
C  
G  
r  
e  
e  
n  
s  
b  
o  
r  
o

U  
N  
C  
G  
r  
e  
e  
n  
s  
b  
o  
r  
o



Average RPI Win:	292	WON-LOST	WINNING	LAST 10	STRENGTH OF	OPP. STRENGTH	TEAM	ADJ.	CONF.	ADJ CONF.
Average RPI Loss:	95	RECORD	PCT. RANK	GAMES	SCHEDULE	OF SCHEDULE	RPI	RPI	RPI	RPI
DIV. I ONLY	7- 5	124	6-4	241	284	156	156	10	10	
DIV. I NON-CONF.	5- 4	139	0- 0	255	291	167	167	13	13	
-----										
TOTALS	RPI 1-25	RPI 26-50	W-L RECORDS	RPI 51-100	RPI 101-150	RPI 150+				
7- 5	0- 0	0- 2	OVERALL	0- 1	0- 1	7- 1				
4- 0	0- 0	0- 0	HOME	0- 0	0- 0	4- 0				
3- 5	0- 0	0- 2	AWAY	0- 1	0- 1	3- 1				
0- 0	0- 0	0- 0	NEUTRAL	0- 0	0- 0	0- 0				
5- 4	0- 0	0- 2	NON-CONFERENCE	0- 1	0- 1	5- 0				
3- 0	0- 0	0- 0	HOME	0- 0	0- 0	3- 0				
2- 4	0- 0	0- 2	AWAY	0- 1	0- 1	2- 0				
0- 0	0- 0	0- 0	NEUTRAL	0- 0	0- 0	0- 0				
2- 1	0- 0	0- 0	CONFERENCE	0- 0	0- 0	2- 1				
1- 0	0- 0	0- 0	HOME	0- 0	0- 0	1- 0				
1- 1	0- 0	0- 0	AWAY	0- 0	0- 0	1- 1				
0- 0	0- 0	0- 0	NEUTRAL	0- 0	0- 0	0- 0				

RPI 1-25				RPI 26-50				RPI 51-100				RPI 101+				Team's RPI: 156	
RPI	S	Opponent	Score	RPI	S	Opponent	Score	RPI	S	Opponent	Score	RPI	S	Opponent	Score		
				46	A	Ohio	72 95	80	A	Pittsburgh	56 60	140	A	VCU	47 58		
				50	A	North Carolina	55 82					158	A	William & Mary	64 70		
												187	A	Elon	75 70		
												201	A	East Carolina	71 68		
												306	H	Col. of Charleston	71 49		
												319	H	Presbyterian	63 48		
												334	H	Grand Canyon	77 55		
												347	H	Longwood	35 33		
												348	A	N.C. Central	89 82		
LAST 12 Division I GAMES:																	
				187	A	Elon	75 70	201	A	East Carolina	71 68						
				158	A	William & Mary	64 70	347	H	Longwood	35 33						
				306	H	Col. of Charleston	71 49	80	A	Pittsburgh	56 60						
				334	H	Grand Canyon	77 55	50	A	North Carolina	55 82						
				319	H	Presbyterian	63 48	140	A	VCU	47 58						
				46	A	Ohio	72 95	348	A	N.C. Central	89 82						

Non-Div I Games: Fayetteville St. 72 54 Belmont Abbey 74 58

UNCW

Average RPI Win:	204	WON-LOST	WINNING	LAST 10	STRENGTH OF	OPP. STRENGTH	TEAM	ADJ.	CONF.	ADJ CONF.
Average RPI Loss:	70	RECORD	PCT. RANK	GAMES	SCHEDULE	OF SCHEDULE	RPI	RPI	RPI	RPI
DIV. I ONLY	9- 6	114	7-3	71	162	69	69	13	13	
DIV. I NON-CONF.	6- 5	143	0- 1	81	51	73	73	14	14	
-----										
TOTALS	RPI 1-25	RPI 26-50	W-L RECORDS	RPI 51-100	RPI 101-150	RPI 150+				
9- 6	0- 2	0- 1	OVERALL	1- 1	1- 1	7- 1				
6- 0	0- 0	0- 0	HOME	1- 0	0- 0	5- 0				
3- 5	0- 2	0- 1	AWAY	0- 0	1- 1	2- 1				
0- 1	0- 0	0- 0	NEUTRAL	0- 1	0- 0	0- 0				
6- 5	0- 2	0- 1	NON-CONFERENCE	1- 1	1- 1	4- 0				
4- 0	0- 0	0- 0	HOME	1- 0	0- 0	3- 0				
2- 4	0- 2	0- 1	AWAY	0- 0	1- 1	1- 0				
0- 1	0- 0	0- 0	NEUTRAL	0- 1	0- 0	0- 0				
3- 1	0- 0	0- 0	CONFERENCE	0- 0	0- 0	3- 1				
2- 0	0- 0	0- 0	HOME	0- 0	0- 0	2- 0				
1- 1	0- 0	0- 0	AWAY	0- 0	0- 0	1- 1				
0- 0	0- 0	0- 0	NEUTRAL	0- 0	0- 0	0- 0				

RPI 1-25				RPI 26-50				RPI 51-100				Team's RPI : 69				RPI 101+			
RPI	S	Opponent	Score	RPI	S	Opponent	Score	RPI	S	Opponent	Score	RPI	S	Opponent	Score	RPI	S	Opponent	Score
12	A	Marquette	61 102	49	A	Kansas St.	62 72	64	N	Boise St.	60 61	105	A	Northern Ill.	59 70				
13	A	Iowa	57 83					68	H	Creighton	65 55	136	A	IUPUI	53 40				
												172	A	Bradley	81 78				
												179	A	Illinois St.	64 66				
												194	H	North Dakota	64 60				
												199	H	Delaware	79 67				
												212	A	Long Beach St.	71 64				
												242	H	Loyola Chicago	64 52				
												301	H	Valparaiso	71 52				
												311	H	Omaha	79 50				
LAST 12 Division I GAMES:																			
105	A	Northern Ill.	59 70	301	H	Valparaiso	71 52												
12	A	Marquette	61 102	172	A	Bradley	81 78												
242	H	Loyola Chicago	64 52	179	A	Illinois St.	64 66												
194	H	North Dakota	64 60	49	A	Kansas St.	62 72												
136	A	IUPUI	53 40	311	H	Omaha	79 50												
64	N	Boise St.	60 61	13	A	Iowa	57 83												

Average RPI Win:	199	WON-LOST	WINNING	LAST 10	STRENGTH OF	OPP. STRENGTH	TEAM	ADJ.	CONF.	ADJ CONF.
Average RPI Loss:	121	RECORD	PCT. RANK	GAMES	SCHEDULE	OF SCHEDULE	RPI	RPI	RPI	RPI
DIV. I ONLY	4- 11	284	3-7	69	146	232	232	12	12	
DIV. I NON-CONF.	2- 9	297	0- 1	71	200	263	263	10	10	
-----										
TOTALS	RPI 1-25	RPI 26-50	W-L RECORDS	RPI 51-100	RPI 101-150	RPI 150+				
4- 11	0- 1	0- 1	OVERALL	1- 4	0- 2	3- 3				
4- 5	0- 1	0- 0	HOME	1- 3	0- 0	3- 1				
0- 6	0- 0	0- 1	AWAY	0- 1	0- 2	0- 2				
0- 0	0- 0	0- 0	NEUTRAL	0- 0	0- 0	0- 0				
2- 9	0- 1	0- 1	NON-CONFERENCE	0- 3	0- 2	2- 2				
2- 5	0- 1	0- 0	HOME	0- 3	0- 0	2- 1				
0- 4	0- 0	0- 1	AWAY	0- 0	0- 2	0- 1				
0- 0	0- 0	0- 0	NEUTRAL	0- 0	0- 0	0- 0				
2- 2	0- 0	0- 0	CONFERENCE	1- 1	0- 0	1- 1				
2- 0	0- 0	0- 0	HOME	1- 0	0- 0	1- 0				
0- 2	0- 0	0- 0	AWAY	0- 1	0- 0	0- 1				
0- 0	0- 0	0- 0	NEUTRAL	0- 0	0- 0	0- 0				

RPI 1-25				RPI 26-50				RPI 51-100				RPI 101+				Team's RPI: 232
RPI	S	Opponent	Score	RPI	S	Opponent	Score	RPI	S	Opponent	Score	RPI	S	Opponent	Score	
10	H	Gonzaga	59 70	39	A	Duke	38 66	54	H	New Mexico	66 57	131	A	UC Irvine	55 57	
								58	H	Southern California	72 86	144	A	Portland St.	49 58	
								60	A	Wyoming	62 90	173	A	Colorado St.	49 52	
								63	H	Middle Tenn.	62 66	205	H	Florida	56 53	
								83	H	Wright St.	52 68	225	H	Air Force	66 56	
												262	H	Hawaii	61 66	
												309	A	South Carolina St.	49 58	
												313	H	UC Santa Barbara	69 51	
LAST 12 Division I GAMES:																
309	A	South Carolina St.	49 58	225	H	Air Force	66 56	54	H	New Mexico	66 57					
205	H	Florida	56 53	58	H	Southern California	72 86	60	A	Wyoming	62 90					
63	H	Middle Tenn.	62 66					173	A	Colorado St.	49 52					
39	A	Duke	38 66					262	H	Hawaii	61 66					
58	H	Southern California	72 86					144	A	Portland St.	49 58					
313	H	UC Santa Barbara	69 51													

Non-Div I Games:

UNLV

Average RPI Win:	312	WON-LOST	WINNING	LAST 10	STRENGTH OF	OPP. STRENGTH	TEAM	ADJ.	CONF.	ADJ CONF.
Average RPI Loss:	222	RECORD	PCT. RANK	GAMES	SCHEDULE	OF SCHEDULE	RPI	RPI	RPI	RPI
DIV. I ONLY	2- 10	318	4-6	317	337	327	327	28	28	
DIV. I NON-CONF.	1- 7	319	0- 0	318	337	334	334	29	29	
-----										
TOTALS	RPI 1-25	RPI 26-50	W-L RECORDS	RPI 51-100	RPI 101-150	RPI 150+				
2- 10	0- 0	0- 0	OVERALL	0- 2	0- 0	2- 8				
0- 2	0- 0	0- 0	HOME	0- 0	0- 0	0- 2				
2- 8	0- 0	0- 0	AWAY	0- 2	0- 0	2- 6				
0- 0	0- 0	0- 0	NEUTRAL	0- 0	0- 0	0- 0				
1- 7	0- 0	0- 0	NON-CONFERENCE	0- 2	0- 0	1- 5				
0- 0	0- 0	0- 0	HOME	0- 0	0- 0	0- 0				
1- 7	0- 0	0- 0	AWAY	0- 2	0- 0	1- 5				
0- 0	0- 0	0- 0	NEUTRAL	0- 0	0- 0	0- 0				
1- 3	0- 0	0- 0	CONFERENCE	0- 0	0- 0	1- 3				
0- 2	0- 0	0- 0	HOME	0- 0	0- 0	0- 2				
1- 1	0- 0	0- 0	AWAY	0- 0	0- 0	1- 1				
0- 0	0- 0	0- 0	NEUTRAL	0- 0	0- 0	0- 0				

RPI 1-25				RPI 26-50				RPI 51-100				RPI 101+ Team's RPI: 327					
RPI	S	Opponent	Score	RPI	S	Opponent	Score	RPI	S	Opponent	Score	RPI	S	Opponent	Score		
								78	A	Virginia Tech	45	96	154	H	High Point	61	87
								96	A	Nebraska	64	87	200	H	UNC Asheville	86	93
													201	A	East Carolina	53	63
													238	A	Furman	67	78
													276	A	Winthrop	76	50
													309	A	South Carolina St.	66	71
													311	A	Omaha	69	96
													316	A	Western Caro.	64	68
													319	A	Presbyteri an	54	70
													348	A	N. C. Central	82	63
-----																	
LAST 12 Division I GAMES:																	
				200	H	UNC Asheville	86	93	154	H	High Point	61	87				
				319	A	Presbyteri an	54	70	201	A	East Carolina	53	63				
				276	A	Winthrop	76	50	316	A	Western Caro.	64	68				
				96	A	Nebraska	64	87	309	A	South Carolina St.	66	71				
				311	A	Omaha	69	96	348	A	N. C. Central	82	63				
				78	A	Vi rgi ni a Tech	45	96	238	A	Furman	67	78				

Non-Div I Games: Brevard 71 53 Converse 69 51 UNKNOWN 101 53

USC Upstate

Average RPI Win:	224	WON-LOST	WINNING	LAST 10	STRENGTH OF	OPP. STRENGTH	TEAM	ADJ.	CONF.	ADJ CONF.
Average RPI Loss:	100	RECORD	PCT. RANK	GAMES	SCHEDULE	OF SCHEDULE	RPI	RPI	RPI	RPI
DIV. I ONLY	11- 4	62	8-2	246	175	124	124	15	15	
DIV. I NON-CONF.	8- 3	71	0- 0	266	175	126	126	15	15	
-----										
TOTALS	RPI 1-25	RPI 26-50	W-L RECORDS	RPI 51-100	RPI 101-150	RPI 150+				
11- 4	0- 0	0- 0	OVERALL	0- 3	2- 0	9- 1				
5- 2	0- 0	0- 0	HOME	0- 2	1- 0	4- 0				
6- 2	0- 0	0- 0	AWAY	0- 1	1- 0	5- 1				
0- 0	0- 0	0- 0	NEUTRAL	0- 0	0- 0	0- 0				
8- 3	0- 0	0- 0	NON-CONFERENCE	0- 3	1- 0	7- 0				
3- 2	0- 0	0- 0	HOME	0- 2	0- 0	3- 0				
5- 1	0- 0	0- 0	AWAY	0- 1	1- 0	4- 0				
0- 0	0- 0	0- 0	NEUTRAL	0- 0	0- 0	0- 0				
3- 1	0- 0	0- 0	CONFERENCE	0- 0	1- 0	2- 1				
2- 0	0- 0	0- 0	HOME	0- 0	1- 0	1- 0				
1- 1	0- 0	0- 0	AWAY	0- 0	0- 0	1- 1				
0- 0	0- 0	0- 0	NEUTRAL	0- 0	0- 0	0- 0				

RPI 1-25				RPI 26-50				RPI 51-100				RPI 101+				Team's RPI: 124
RPI	S	Opponent	Score	RPI	S	Opponent	Score	RPI	S	Opponent	Score	RPI	S	Opponent	Score	
								57	H	Arkansas	65 66	107	H	Appalachian St.	99 94	
								58	H	Southern California	61 73	118	A	Houston	65 61	
								99	A	Fresno St.	61 70	164	A	Oral Roberts	80 62	
												180	H	Grambling	78 54	
												185	A	Georgia St.	48 50	
												208	H	Coastal Caro.	79 53	
												231	A	SMU	66 41	
												247	A	San Francisco	80 73	
												266	H	UTSA	53 48	
												284	A	Ga. Southern	74 53	
												322	A	Incarnate Word	97 49	
												333	H	Jackson St.	99 63	
LAST 12 Division I GAMES:																
208	H	Coastal Caro.	79 53	185	A	Georgia St.	48 50	231	A	SMU	66 41					
107	H	Appalachian St.	99 94	58	H	Southern California	61 73									
284	A	Ga. Southern	74 53	266	H	UTSA	53 48	118	A	Houston	65 61					
322	A	Incarnate Word	97 49	164	A	Oral Roberts	80 62									
247	A	San Francisco	80 73													
99	A	Fresno St.	61 70													

Non-Div I Games:

UT Arlington

U  
T  
M  
a  
r  
t  
i  
n

UT Martin				Through Games Of Jan. 16, 2019							
Average RPI Win:	226	WON-LOST	WINNING	LAST 10		STRENGTH OF	OPP. STRENGTH	TEAM	ADJ.	CONF.	ADJ CONF.
Average RPI Loss:	107	RECORD	PCT. RANK	GAMES		SCHEDULE	OF SCHEDULE	RPI	RPI	RPI	RPI
DIV. I ONLY		9- 4	77	7-3		272	111	121	121	21	21
DIV. I NON-CONF.		6- 3	91	0- 0		238	44	86	86	20	20
-----											
TOTALS	RPI 1-25		RPI 26-50		W-L RECORDS		RPI 51-100		RPI 101-150		RPI 150+
9- 4	0- 1		0- 0		OVERALL		0- 1		2- 1		7- 1
6- 0	0- 0		0- 0		HOME		0- 0		1- 0		5- 0
3- 4	0- 1		0- 0		AWAY		0- 1		1- 1		2- 1
0- 0	0- 0		0- 0		NEUTRAL		0- 0		0- 0		0- 0
6- 3	0- 1		0- 0		NON-CONFERENCE		0- 1		2- 1		4- 0
4- 0	0- 0		0- 0		HOME		0- 0		1- 0		3- 0
2- 3	0- 1		0- 0		AWAY		0- 1		1- 1		1- 0
0- 0	0- 0		0- 0		NEUTRAL		0- 0		0- 0		0- 0
3- 1	0- 0		0- 0		CONFERENCE		0- 0		0- 0		3- 1
2- 0	0- 0		0- 0		HOME		0- 0		0- 0		2- 0
1- 1	0- 0		0- 0		AWAY		0- 0		0- 0		1- 1
0- 0	0- 0		0- 0		NEUTRAL		0- 0		0- 0		0- 0

RPI 1-25				RPI 26-50				RPI 51-100				RPI 101+ Team's RPI: 121			
RPI	S	Opponent	Score	RPI	S	Opponent	Score	RPI	S	Opponent	Score	RPI	S	Opponent	Score
6	A	Louisville	62 102					71	A	Northwestern	64 90	123	H	Arkansas St.	97 91
												134	A	Chattanooga	81 79
												136	A	IUPUI	72 73
												166	H	Southern Ill.	95 94
												213	H	Samford	89 68
												215	A	Eastern Ill.	71 77
												217	A	Southeast Mo. St.	80 73
												253	H	Murray St.	75 67
												272	H	Mississippi Val.	110 51
												328	A	Lipscomb	62 53
												331	H	Austin Peay	74 65
-----															
LAST 12 Division I GAMES:															
331	H	Austin Peay	74 65	215	A	Eastern Ill.	71 77								
253	H	Murray St.	75 67	272	H	Mississippi Val.	110 51								
217	A	Southeast Mo. St.	80 73	328	A	Lipscomb	62 53								
123	H	Arkansas St.	97 91	6	A	Louisville	62 102								
136	A	IUPUI	72 73	134	A	Chattanooga	81 79								
166	H	Southern Ill.	95 94	71	A	Northwestern	64 90								

Non-Div I Games: Ala.-Huntsville 100 69 Christian Bros. 108 82

UT Martin

U  
T  
M  
a  
r  
t  
i  
n

Average RPI Win:	284	WON-LOST	WINNING	LAST 10	STRENGTH OF	OPP. STRENGTH	TEAM	ADJ.	CONF.	ADJ CONF.
Average RPI Loss:	158	RECORD	PCT. RANK	GAMES	SCHEDULE	OF SCHEDULE	RPI	RPI	RPI	RPI
DIV. I ONLY	4- 12	293	2-8	158	326	274	274	16	16	
DIV. I NON-CONF.	3- 10	278	0- 0	173	321	302	302	19	19	
-----										
TOTALS	RPI 1-25	RPI 26-50	W-L RECORDS	RPI 51-100	RPI 101-150	RPI 150+				
4- 12	0- 0	0- 0	OVERALL	0- 2	0- 4	4- 6				
2- 5	0- 0	0- 0	HOME	0- 0	0- 2	2- 3				
1- 6	0- 0	0- 0	AWAY	0- 2	0- 2	1- 2				
1- 1	0- 0	0- 0	NEUTRAL	0- 0	0- 0	1- 1				
3- 10	0- 0	0- 0	NON-CONFERENCE	0- 2	0- 3	3- 5				
2- 5	0- 0	0- 0	HOME	0- 0	0- 2	2- 3				
0- 4	0- 0	0- 0	AWAY	0- 2	0- 1	0- 1				
1- 1	0- 0	0- 0	NEUTRAL	0- 0	0- 0	1- 1				
1- 2	0- 0	0- 0	CONFERENCE	0- 0	0- 1	1- 1				
0- 0	0- 0	0- 0	HOME	0- 0	0- 0	0- 0				
1- 2	0- 0	0- 0	AWAY	0- 0	0- 1	1- 1				
0- 0	0- 0	0- 0	NEUTRAL	0- 0	0- 0	0- 0				

U  
T  
E  
PU  
T  
E  
P

RPI 1-25				RPI 26-50				RPI 51-100				RPI 101+ Team's RPI: 274			
RPI	S	Opponent	Score	RPI	S	Opponent	Score	RPI	S	Opponent	Score	RPI	S	Opponent	Score
								54	A	New Mexico	51 69	114	A	Rice	42 76
								59	A	Arizona	40 62	117	A	Tulsa	45 66
												123	H	Arkansas St.	66 67
												144	H	Portland St.	61 89
												170	H	Abilene Christian	69 70
												177	N	Akron	57 64
												183	H	New Mexico St.	65 69
												202	A	North Texas	51 70
												218	H	Nicholls St.	56 58
												229	N	Western Ill.	84 72
												266	A	UTSA	73 60
												291	H	CSU Bakersfield	53 47
												329	A	Weber St.	63 68
												351	H	Alcorn	77 51
LAST 12 Division I GAMES:															
114	A	Rice	42 76	117	A	Tulsa	45 66								
202	A	North Texas	51 70	177	N	Akron	57 64								
266	A	UTSA	73 60	229	N	Western Ill.	84 72								
123	H	Arkansas St.	66 67	59	A	Arizona	40 62								
329	A	Weber St.	63 68	144	H	Portland St.	61 89								
170	H	Abilene Christian	69 70	54	A	New Mexico	51 69								

Non-Div I Games:

UTEP

Average RPI Win: **276**  
 Average RPI Loss: **165**

WON-LOST  
RECORD

WINNING  
PCT. RANK

LAST 10  
GAMES

STRENGTH OF  
SCHEDULE

OPP. STRENGTH  
OF SCHEDULE

TEAM  
RPI

ADJ.  
RPI

CONF.  
RPI

ADJ CONF.  
RPI

DIV. I ONLY	6- 8	210	5-5	262	250	236	236	30	30
DIV. I NON-CONF.	4- 7	228	0- 0	203	196	231	231	30	30
-----									
TOTALS	RPI 1-25	RPI 26-50	W-L RECORDS	RPI 51-100	RPI 101-150	RPI 150+			
6- 8	0- 2	0- 1	OVERALL	0- 0	0- 0	6- 5			
3- 3	0- 1	0- 0	HOME	0- 0	0- 0	3- 2			
3- 5	0- 1	0- 1	AWAY	0- 0	0- 0	3- 3			
0- 0	0- 0	0- 0	NEUTRAL	0- 0	0- 0	0- 0			
4- 7	0- 2	0- 1	NON-CONFERENCE	0- 0	0- 0	4- 4			
2- 3	0- 1	0- 0	HOME	0- 0	0- 0	2- 2			
2- 4	0- 1	0- 1	AWAY	0- 0	0- 0	2- 2			
0- 0	0- 0	0- 0	NEUTRAL	0- 0	0- 0	0- 0			
2- 1	0- 0	0- 0	CONFERENCE	0- 0	0- 0	2- 1			
1- 0	0- 0	0- 0	HOME	0- 0	0- 0	1- 0			
1- 1	0- 0	0- 0	AWAY	0- 0	0- 0	1- 1			
0- 0	0- 0	0- 0	NEUTRAL	0- 0	0- 0	0- 0			

RPI 1-25				RPI 26-50				RPI 51-100				RPI 101+ Team's RPI: 236			
RPI	S	Opponent	Score	RPI	S	Opponent	Score	RPI	S	Opponent	Score	RPI	S	Opponent	Score
3	A	Baylor	37 98	37	A	Texas A&M	61 84					191	H	Prairie View	57 50
25	H	Texas	66 81									195	A	Massachusetts	70 74
												226	H	Texas Southern	55 69
												266	A	UTSA	58 61
												270	H	Louisiana	75 60
												275	A	A&M-Corpus Christi	70 57
												275	H	A&M-Corpus Christi	49 59
												291	A	CSU Bakersfield	63 68
												293	H	California Baptist	60 56
												294	A	Canisius	57 53
												334	A	Grand Canyon	66 50
LAST 12 Division I GAMES:															
334	A	Grand Canyon	66 50	3	A	Baylor	37 98								
291	A	CSU Bakersfield	63 68	37	A	Texas A&M	61 84								
293	H	California Baptist	60 56	25	H	Texas	66 81								
191	H	Prairie View	57 50	226	H	Texas Southern	55 69								
195	A	Massachusetts	70 74	275	A	A&M-Corpus Christi	70 57								
294	A	Canisius	57 53	270	H	Louisiana	75 60								

Non-Div I Games: Texas Lutheran 82 38 UNKNOWN 74 43

UTRGV

Loss, Non-Conf, S Site, H Home A Away N Neutral





Average RPI	Win:	178	WON-LOST	WINNING	LAST 10	STRENGTH OF	OPP. STRENGTH	TEAM	ADJ.	CONF.	ADJ CONF.
Average RPI	Loss:	15	RECORD	PCT. RANK	GAMES	SCHEDULE	OF SCHEDULE	RPI	RPI	RPI	RPI
DIV. I ONLY		15- 1	5	9-1	233	37	44	44	2	2	
DIV. I NON-CONF.		11- 0	1	1- 0	329	88	70	70	2	2	
-----											
TOTALS	RPI 1-25		RPI 26-50		W-L RECORDS		RPI 51-100		RPI 101-150		RPI 150+
15- 1	0- 1		1- 0		OVERALL		2- 0		4- 0		8- 0
8- 1	0- 1		1- 0		HOME		1- 0		2- 0		4- 0
5- 0	0- 0		0- 0		AWAY		1- 0		2- 0		2- 0
2- 0	0- 0		0- 0		NEUTRAL		0- 0		0- 0		2- 0
11- 0	0- 0		1- 0		NON-CONFERENCE		0- 0		2- 0		8- 0
7- 0	0- 0		1- 0		HOME		0- 0		2- 0		4- 0
2- 0	0- 0		0- 0		AWAY		0- 0		0- 0		2- 0
2- 0	0- 0		0- 0		NEUTRAL		0- 0		0- 0		2- 0
4- 1	0- 1		0- 0		CONFERENCE		2- 0		2- 0		0- 0
1- 1	0- 1		0- 0		HOME		1- 0		0- 0		0- 0
3- 0	0- 0		0- 0		AWAY		1- 0		2- 0		0- 0
0- 0	0- 0		0- 0		NEUTRAL		0- 0		0- 0		0- 0

RPI	S	Opponent	Score	RPI	S	Opponent	Score	Team's RPI: 44	RPI	S	Opponent	Score	RPI	S	Opponent	Score
15	H	Arizona St.	63 65	28	H	BYU	78 67		59	H	Arizona	80 64	103	A	Washington	58 43
									98	A	Washington St.	72 68	106	H	Idaho St.	74 60
													119	H	Alabama	72 62
													122	A	Colorado	76 61
													188	A	Eastern Wash.	95 51
													205	N	Florida	74 58
													212	H	Long Beach St.	82 59
													245	A	Nevada	74 52
													258	H	Utah Valley	85 47
													262	N	Hawaii	73 48
													329	H	Weber St.	77 56
													336	H	Seattle U	89 62
-----																
LAST 12 Division I GAMES:																
262	N	Hawaii	73 48	59	H	Arizona	80 64		15	H	Arizona St.	63 65				
103	A	Washington	58 43	122	A	Colorado	76 61		205	N	Florida	74 58				
98	A	Washington St.	72 68	329	H	Weber St.	77 56		336	H	Seattle U	89 62				
258	H	Utah Valley	85 47	28	H	BYU	78 67		188	A	Eastern Wash.	95 51				

Non-Div I Games:

Utah

Average RPI Win:	208	WON-LOST	WINNING	LAST 10	STRENGTH OF	OPP. STRENGTH	TEAM	ADJ.	CONF.	ADJ CONF.
Average RPI Loss:	95	RECORD	PCT. RANK	GAMES	SCHEDULE	OF SCHEDULE	RPI	RPI	RPI	RPI
DIV. I ONLY	8- 7	150	7-3	173	63	160	160	12	12	
DIV. I NON-CONF.	4- 6	212	0- 0	109	45	160	160	10	10	
-----										
TOTALS	RPI 1-25	RPI 26-50	W-L RECORDS	RPI 51-100	RPI 101-150	RPI 150+				
8- 7	0- 1	0- 1	OVERALL	2- 2	0- 2	6- 1				
4- 3	0- 1	0- 1	HOME	1- 0	0- 0	3- 1				
4- 2	0- 0	0- 0	AWAY	1- 1	0- 1	3- 0				
0- 2	0- 0	0- 0	NEUTRAL	0- 1	0- 1	0- 0				
4- 6	0- 1	0- 1	NON-CONFERENCE	1- 1	0- 2	3- 1				
1- 3	0- 1	0- 1	HOME	0- 0	0- 0	1- 1				
3- 1	0- 0	0- 0	AWAY	1- 0	0- 1	2- 0				
0- 2	0- 0	0- 0	NEUTRAL	0- 1	0- 1	0- 0				
4- 1	0- 0	0- 0	CONFERENCE	1- 1	0- 0	3- 0				
3- 0	0- 0	0- 0	HOME	1- 0	0- 0	2- 0				
1- 1	0- 0	0- 0	AWAY	0- 1	0- 0	1- 0				
0- 0	0- 0	0- 0	NEUTRAL	0- 0	0- 0	0- 0				

RPI 1-25				RPI 26-50				RPI 51-100				RPI 101+				Team's RPI: 160
RPI	S	Opponent	Score	RPI	S	Opponent	Score	RPI	S	Opponent	Score	RPI	S	Opponent	Score	
5	H	Oregon	58 88	28	H	BYU	57 62	58	N	Southern Cal i forni a	46 55	122	N	Colorado	68 78	
								60	H	Wyomi ng	50 42	143	A	Portland	54 61	
								98	A	Washington St.	72 61	202	A	North Texas	57 41	
								99	A	Fresno St.	59 70	212	H	Long Beach St.	48 50	
												225	A	Air Force	48 44	
												245	H	Nevada	79 76	
												258	H	Utah Valley	67 62	
												266	A	UTSA	62 56	
												308	H	San Jose St.	82 49	
LAST 12 Division I GAMES:																
308	H	San Jose St.	82 49	225	A	Air Force	48 44	245	H	Nevada	79 76	212	H	Long Beach St.	48 50	
60	H	Wyoming	50 42	258	H	Utah Valley	67 62	202	A	North Texas	57 41	266	A	UTSA	62 56	
99	A	Fresno St.	59 70	266	A	UTSA	62 56									
143	A	Portland	54 61													
122	N	Colorado	68 78													
58	N	Southern Cal i forni a	46 55													

Non-Div I Games: Northern N.M. 106 35

Utah St.

Average RPI Win:	302	WON-LOST	WINNING	LAST 10	STRENGTH OF	OPP. STRENGTH	TEAM	ADJ.	CONF.	ADJ CONF.
Average RPI Loss:	127	RECORD	PCT. RANK	GAMES	SCHEDULE	OF SCHEDULE	RPI	RPI	RPI	RPI
DIV. I ONLY	6- 7	196	5-5	284	249	258	258	30	30	
DIV. I NON-CONF.	3- 7	256	0- 0	186	223	277	277	30	30	
-----										
TOTALS	RPI 1-25	RPI 26-50	W-L RECORDS	RPI 51-100	RPI 101-150	RPI 150+				
6- 7	0- 0	0- 2	OVERALL	0- 0	0- 2	6- 3				
5- 2	0- 0	0- 1	HOME	0- 0	0- 1	5- 0				
1- 5	0- 0	0- 1	AWAY	0- 0	0- 1	1- 3				
0- 0	0- 0	0- 0	NEUTRAL	0- 0	0- 0	0- 0				
3- 7	0- 0	0- 2	NON-CONFERENCE	0- 0	0- 2	3- 3				
3- 2	0- 0	0- 1	HOME	0- 0	0- 1	3- 0				
0- 5	0- 0	0- 1	AWAY	0- 0	0- 1	0- 3				
0- 0	0- 0	0- 0	NEUTRAL	0- 0	0- 0	0- 0				
3- 0	0- 0	0- 0	CONFERENCE	0- 0	0- 0	3- 0				
2- 0	0- 0	0- 0	HOME	0- 0	0- 0	2- 0				
1- 0	0- 0	0- 0	AWAY	0- 0	0- 0	1- 0				
0- 0	0- 0	0- 0	NEUTRAL	0- 0	0- 0	0- 0				

RPI 1-25				RPI 26-50				RPI 51-100				RPI 101+				Team's RPI: 258
RPI	S	Opponent	Score	RPI	S	Opponent	Score	RPI	S	Opponent	Score	RPI	S	Opponent	Score	
				28	H	BYU	51 77					106	A	Idaho St.	68 80	
				44	A	Utah	47 85					143	H	Portland	60 65	
												160	A	Utah St.	62 67	
												198	A	Southern Utah	59 60	
												206	H	UC Riverside	56 53	
												207	A	Cal St. Fullerton	55 56	
												291	H	CSU Bakersfield	78 70	
												313	H	UC Santa Barbara	63 54	
												329	H	Weber St.	65 59	
												334	H	Grand Canyon	57 46	
												336	A	Seattle U	58 55	
LAST 12 Division I GAMES:																
				336	A	Seattle U	58 55	207	A	Cal St. Fullerton	55 56					
				291	H	CSU Bakersfield	78 70	206	H	UC Riverside	56 53					
				334	H	Grand Canyon	57 46	329	H	Weber St.	65 59					
				44	A	Utah	47 85	160	A	Utah St.	62 67					
				28	H	BYU	51 77	106	A	Idaho St.	68 80					
				143	H	Portland	60 65	198	A	Southern Utah	59 60					

Non-Div I Games: Ottawa (AZ) 90 61 La Verne 86 79 Arizona Christian 76 68

Utah Valley

Loss, Non-Conf, S Site, H Home A Away N Neutral

Average RPI Win:	229	WON-LOST	WINNING	LAST 10	STRENGTH OF	OPP. STRENGTH	TEAM	ADJ.	CONF.	ADJ CONF.
Average RPI Loss:	108	RECORD	PCT. RANK	GAMES	SCHEDULE	OF SCHEDULE	RPI	RPI	RPI	RPI
DIV. I ONLY	12- 5	71	7-3	275	153	140	140	17	17	
DIV. I NON-CONF.	8- 5	120	0- 0	251	150	149	149	17	17	
-----										
TOTALS	RPI 1-25	RPI 26-50	W-L RECORDS	RPI 51-100	RPI 101-150	RPI 150+				
12- 5	0- 0	0- 1	OVERALL	2- 1	1- 3	9- 0				
6- 1	0- 0	0- 0	HOME	1- 0	0- 1	5- 0				
5- 3	0- 0	0- 1	AWAY	1- 1	1- 1	3- 0				
1- 1	0- 0	0- 0	NEUTRAL	0- 0	0- 1	1- 0				
8- 5	0- 0	0- 1	NON-CONFERENCE	2- 1	0- 3	6- 0				
4- 1	0- 0	0- 0	HOME	1- 0	0- 1	3- 0				
3- 3	0- 0	0- 1	AWAY	1- 1	0- 1	2- 0				
1- 1	0- 0	0- 0	NEUTRAL	0- 0	0- 1	1- 0				
4- 0	0- 0	0- 0	CONFERENCE	0- 0	1- 0	3- 0				
2- 0	0- 0	0- 0	HOME	0- 0	0- 0	2- 0				
2- 0	0- 0	0- 0	AWAY	0- 0	1- 0	1- 0				
0- 0	0- 0	0- 0	NEUTRAL	0- 0	0- 0	0- 0				

RPI 1-25				RPI 26-50				RPI 51-100				RPI 101+				Team's RPI: 140			
RPI	S	Opponent	Score	RPI	S	Opponent	Score	RPI	S	Opponent	Score	RPI	S	Opponent	Score				
				50	A	North Carolina	47 59					76	A	Old Dominion	57 60	129	A	Cincinnati	54 66
												90	H	Wake Forest	53 40	132	A	Fordham	47 44
												92	A	Georgetown	47 45	136	N	IUPUI	61 63
																149	H	Radford	49 54
																156	H	UNCW	58 47
																158	A	William & Mary	72 55
																264	A	N.C. A&T	54 48
																271	H	La Salle	68 38
																282	H	Saint Joseph's	59 40
																285	A	Richmond	68 43
																329	N	Weber St.	64 36
																346	H	Delaware St.	97 55
																347	H	Longwood	84 55
LAST 12 Division I GAMES:																			
				132	A	Fordham	47 44					282	H	Saint Joseph's	59 40				
				285	A	Richmond	68 43					346	H	Delaware St.	97 55				
				271	H	La Salle	68 38					264	A	N.C. A&T	54 48				
				92	A	Georgetown	47 45					149	H	Radford	49 54				
				156	H	UNCW	58 47					76	A	Old Dominion	57 60				
				136	N	IUPUI	61 63					129	A	Cincinnati	54 66				

Non-Div I Games:

VCU

Average RPI Win:	294	WON-LOST	WINNING	LAST 10	STRENGTH OF	OPP. STRENGTH	TEAM	ADJ.	CONF.	ADJ CONF.
Average RPI Loss:	176	RECORD	PCT. RANK	GAMES	SCHEDULE	OF SCHEDULE	RPI	RPI	RPI	RPI
DIV. I ONLY	4- 11	284	3-7	286	274	301	301	13	13	
DIV. I NON-CONF.	4- 8	241	0- 0	326	326	325	325	14	14	
-----										
TOTALS	RPI 1-25	RPI 26-50	W-L RECORDS	RPI 51-100	RPI 101-150	RPI 150+				
4- 11	0- 1	0- 0	OVERALL	0- 2	0- 2	4- 6				
1- 5	0- 0	0- 0	HOME	0- 1	0- 1	1- 3				
2- 6	0- 1	0- 0	AWAY	0- 1	0- 1	2- 3				
1- 0	0- 0	0- 0	NEUTRAL	0- 0	0- 0	1- 0				
4- 8	0- 0	0- 0	NON-CONFERENCE	0- 1	0- 2	4- 5				
1- 5	0- 0	0- 0	HOME	0- 1	0- 1	1- 3				
2- 3	0- 0	0- 0	AWAY	0- 0	0- 1	2- 2				
1- 0	0- 0	0- 0	NEUTRAL	0- 0	0- 0	1- 0				
0- 3	0- 1	0- 0	CONFERENCE	0- 1	0- 0	0- 1				
0- 0	0- 0	0- 0	HOME	0- 0	0- 0	0- 0				
0- 3	0- 1	0- 0	AWAY	0- 1	0- 0	0- 1				
0- 0	0- 0	0- 0	NEUTRAL	0- 0	0- 0	0- 0				

RPI	S	Opponent	Score	RPI	S	Opponent	Score	RPI	S	Opponent	Score	RPI	S	Opponent	Score
14	A	Drake	53 84					69	A	UNI	52 71	101	H	Toledo	59 65
								97	H	Mi ami (OH)	47 68	147	A	Illinois	54 73
												181	A	Morehead St.	62 68
												194	H	North Dakota	56 62
												215	H	Eastern Ill.	62 60
												230	H	Bowling Green	72 79
												242	A	Loyol a Chi cago	54 80
												281	N	St. Francis Brooklyn	78 76
												320	H	North Dakota St.	48 51
												337	A	UIC	65 75
												338	A	Purdue Fort Wayne	68 64
												343	A	Chi cago St.	76 70
-----															
Team's RPI: 301															
LAST 12 Division I GAMES:															
14	A	Drake	53 84	230	H	Bowling Green	72 79	338	A	Purdue Fort Wayne	68 64	320	H	North Dakota St.	48 51
69	A	UNI	52 71	338	A	Purdue Fort Wayne	68 64	97	H	Mi ami (OH)	47 68	215	H	Eastern Ill.	62 60
242	A	Loyol a Chi cago	54 80	320	H	North Dakota St.	48 51	230	H	Bowling Green	72 79	343	A	Chi cago St.	76 70
101	H	Toledo	59 65	97	H	Mi ami (OH)	47 68								
281	N	St. Francis Brooklyn	78 76	215	H	Eastern Ill.	62 60								
181	A	Morehead St.	62 68	343	A	Chi cago St.	76 70								

Non-Div I Games:

Val parai so

Average RPI	Win: 272	WON-LOST	WINNING	LAST 10	STRENGTH OF	OPP. STRENGTH	TEAM	ADJ.	CONF.	ADJ CONF.
Average RPI	Loss: 53	RECORD	PCT. RANK	GAMES	SCHEDULE	OF SCHEDULE	RPI	RPI	RPI	RPI
DIV. I ONLY	5- 12	269	2-8	30	88	174	174	6	6	
DIV. I NON-CONF.	5- 8	224	0- 0	72	86	180	180	6	6	
-----										
TOTALS	RPI 1-25	RPI 26-50	W-L RECORDS	RPI 51-100	RPI 101-150	RPI 150+				
5- 12	0- 3	0- 4	OVERALL	0- 4	0- 0	5- 1				
4- 4	0- 1	0- 1	HOME	0- 1	0- 0	4- 1				
1- 5	0- 1	0- 2	AWAY	0- 2	0- 0	1- 0				
0- 3	0- 1	0- 1	NEUTRAL	0- 1	0- 0	0- 0				
5- 8	0- 3	0- 2	NON-CONFERENCE	0- 2	0- 0	5- 1				
4- 2	0- 1	0- 0	HOME	0- 0	0- 0	4- 1				
1- 3	0- 1	0- 1	AWAY	0- 1	0- 0	1- 0				
0- 3	0- 1	0- 1	NEUTRAL	0- 1	0- 0	0- 0				
0- 4	0- 0	0- 2	CONFERENCE	0- 2	0- 0	0- 0				
0- 2	0- 0	0- 1	HOME	0- 1	0- 0	0- 0				
0- 2	0- 0	0- 1	AWAY	0- 1	0- 0	0- 0				
0- 0	0- 0	0- 0	NEUTRAL	0- 0	0- 0	0- 0				

RPI 1-25				RPI 26-50				RPI 51-100				RPI 101+ Team's RPI: 174			
RPI	S	Opponent	Score	RPI	S	Opponent	Score	RPI	S	Opponent	Score	RPI	S	Opponent	Score
7	N	UConn	42 80	29	A	Kentucky	55 77	57	A	Arkansas	62 83	155	H	North Ala.	71 74
8	A	NC State	54 74	37	H	Texas A&M	43 50	63	A	Middle Tenn.	58 65	189	A	Ball St.	60 43
21	H	Central Mich.	57 66	48	N	Miami (FL)	65 90	68	N	Creighton	55 75	213	H	Samford	77 52
				49	A	Kansas St.	61 72	89	H	Georgia	64 71	307	H	Tennessee St.	89 63
												319	H	Presbyterian	78 43
												331	H	Austin Peay	99 70
LAST 12 Division I GAMES:															
				57	A	Arkansas	62 83	29	A	Kentucky	55 77				
				37	H	Texas A&M	43 50	213	H	Samford	77 52				
				89	H	Georgia	64 71	68	N	Creighton	55 75				
				49	A	Kansas St.	61 72	48	N	Miami (FL)	65 90				
				319	H	Presbyterian	78 43	21	H	Central Mich.	57 66				
				307	H	Tennessee St.	89 63	189	A	Ball St.	60 43				

Non-Div I Games:

Vanderbilt

Average RPI Win: 288

Average RPI Loss: 171

WON-LOST  
RECORDWINNING  
PCT. RANKLAST 10  
GAMESSTRENGTH OF  
SCHEDULEOPP. STRENGTH  
OF SCHEDULETEAM  
RPIADJ.  
RPICONF.  
RPIADJ CONF.  
RPIDIV. I ONLY  
DIV. I NON-CONF.5- 11  
3- 8260  
2673-7  
0- 1237  
184303  
324295  
291295  
29123  
2423  
24

TOTALS

RPI 1-25

RPI 26-50

W-L RECORDS

RPI 51-100

RPI 101-150

RPI 150+

5- 11

0- 0

0- 0

OVERALL

0- 3

0- 2

5- 6

4- 6

0- 0

0- 0

HOME

0- 1

0- 1

4- 4

1- 5

0- 0

0- 0

AWAY

0- 2

0- 1

1- 2

0- 0

0- 0

0- 0

NEUTRAL

0- 0

0- 0

0- 0

3- 8

0- 0

0- 0

NON-CONFERENCE

0- 1

0- 2

3- 5

2- 5

0- 0

0- 0

HOME

0- 0

0- 1

2- 4

1- 3

0- 0

0- 0

AWAY

0- 1

0- 1

1- 1

0- 0

0- 0

0- 0

NEUTRAL

0- 0

0- 0

0- 0

2- 3

0- 0

0- 0

CONFERENCE

0- 2

0- 0

2- 1

2- 1

0- 0

0- 0

HOME

0- 1

0- 0

2- 0

0- 2

0- 0

0- 0

AWAY

0- 1

0- 0

0- 1

0- 0

0- 0

0- 0

NEUTRAL

0- 0

0- 0

0- 0

RPI 1-25

RPI 26-50

RPI 51-100

RPI 101+



Team's RPI: 295



RPI S Opponent Score



RPI S Opponent Score



RPI S Opponent Score



RPI S Opponent Score



55  Kansas 36  77



93  Maine 51  63


95  Hartford 32  61



109  Yale 55  58



141  South Fla. 55  102



157  Drexel 44  60


176  Rhode Island 58  61



204  Rider 54 49


221  Dartmouth 42  66


250  Holy Cross 40  65


289  UMass Lowell 51  54

290  Albany (NY) 52 39





294  Canisius 46  67



305  NJIT 71 63





315  New Hampshire 69 60





324  Wagner 56 54




LAST 12 Division I GAMES:





157  Drexel 44  60 93  Maine 51  63

315  New Hampshire 69 60 290  Albany (NY) 52 39

95  Hartford 32  61 289  UMass Lowell 51  54

109  Yale 55  58 55  Kansas 36  77

305  NJIT 71 63 294  Canisius 46  67

250  Holy Cross 40  65 141  South Fla. 55  102

V  
e  
r  
m  
o  
n  
tV  
e  
r  
m  
o  
n  
t

Non-Div I Games:

Norwich

78 28

Vermont



Average RPI Win:	154	WON-LOST	WINNING	LAST 10	STRENGTH OF	OPP. STRENGTH	TEAM	ADJ.	CONF.	ADJ CONF.
Average RPI Loss:	45	RECORD	PCT. RANK	GAMES	SCHEDULE	OF SCHEDULE	RPI	RPI	RPI	RPI
DIV. I ONLY	11- 6	95	6-4	29	64	41	41	5	5	
DIV. I NON-CONF.	9- 2	43	1- 0	80	103	22	22	4	4	
-----										
TOTALS	RPI 1-25	RPI 26-50	W-L RECORDS	RPI 51-100	RPI 101-150	RPI 150+				
11- 6	0- 3	0- 1	OVERALL	5- 1	1- 1	5- 0				
6- 3	0- 2	0- 1	HOME	3- 0	0- 0	3- 0				
5- 2	0- 1	0- 0	AWAY	2- 0	1- 1	2- 0				
0- 1	0- 0	0- 0	NEUTRAL	0- 1	0- 0	0- 0				
9- 2	0- 1	0- 0	NON-CONFERENCE	4- 1	1- 0	4- 0				
5- 0	0- 0	0- 0	HOME	3- 0	0- 0	2- 0				
4- 1	0- 1	0- 0	AWAY	1- 0	1- 0	2- 0				
0- 1	0- 0	0- 0	NEUTRAL	0- 1	0- 0	0- 0				
2- 4	0- 2	0- 1	CONFERENCE	1- 0	0- 1	1- 0				
1- 3	0- 2	0- 1	HOME	0- 0	0- 0	1- 0				
1- 1	0- 0	0- 0	AWAY	1- 0	0- 1	0- 0				
0- 0	0- 0	0- 0	NEUTRAL	0- 0	0- 0	0- 0				

RPI 1-25				RPI 26-50				Team's RPI: 41				RPI 51-100				RPI 101+			
RPI	S	Opponent	Score	RPI	S	Opponent	Score					RPI	S	Opponent	Score	RPI	S	Opponent	Score
12	H	Marquette	55 91	33	H	DePaul	59 66					68	A	Creighton	54 52	111	A	Providence	61 67
16	H	Butler	55 63									78	N	Virginia Tech	59 61	115	A	Lehigh	70 48
18	A	UCF	56 71									85	A	Penn	58 50	165	H	Xavier	75 71
												87	H	Princeton	67 46	182	A	George Washington	60 45
												89	H	Georgia	62 56	254	H	Temple	76 68
												95	H	Hartford	59 41	271	H	La Salle	81 68
																282	A	Saint Joseph's	47 35
-----																			
LAST 12 Division I GAMES:																			
85	A	Penn	58 50	111	A	Providence	61 67					68	A	Creighton	54 52				
33	H	DePaul	59 66	165	H	Xavier	75 71					16	H	Butler	55 63				
12	H	Marquette	55 91	89	H	Georgia	62 56					254	H	Temple	76 68				
182	A	George Washington	60 45																
282	A	Saint Joseph's	47 35																
87	H	Princeton	67 46																

Non-Div I Games:

Villanova

Average RPI Win:	162	WON-LOST	WINNING	LAST 10	STRENGTH OF	OPP. STRENGTH	TEAM	ADJ.	CONF.	ADJ CONF.
Average RPI Loss:	65	RECORD	PCT. RANK	GAMES	SCHEDULE	OF SCHEDULE	RPI	RPI	RPI	RPI
DIV. I ONLY	7- 10	222	5-5	12	61	116	116	1	1	
DIV. I NON-CONF.	6- 7	172	0- 0	48	72	139	139	1	1	
-----										
TOTALS	RPI 1-25	RPI 26-50	W-L RECORDS	RPI 51-100	RPI 101-150	RPI 150+				
7- 10	0- 3	0- 4	OVERALL	2- 0	2- 2	3- 1				
5- 6	0- 3	0- 1	HOME	1- 0	1- 1	3- 1				
1- 3	0- 0	0- 3	AWAY	1- 0	0- 0	0- 0				
1- 1	0- 0	0- 0	NEUTRAL	0- 0	1- 1	0- 0				
6- 7	0- 2	0- 2	NON-CONFERENCE	1- 0	2- 2	3- 1				
4- 4	0- 2	0- 0	HOME	0- 0	1- 1	3- 1				
1- 2	0- 0	0- 2	AWAY	1- 0	0- 0	0- 0				
1- 1	0- 0	0- 0	NEUTRAL	0- 0	1- 1	0- 0				
1- 3	0- 1	0- 2	CONFERENCE	1- 0	0- 0	0- 0				
1- 2	0- 1	0- 1	HOME	1- 0	0- 0	0- 0				
0- 1	0- 0	0- 1	AWAY	0- 0	0- 0	0- 0				
0- 0	0- 0	0- 0	NEUTRAL	0- 0	0- 0	0- 0				

RPI 1-25				RPI 26-50				RPI 51-100				RPI 101+ Team's RPI: 116			
RPI	S	Opponent	Score	RPI	S	Opponent	Score	RPI	S	Opponent	Score	RPI	S	Opponent	Score
8	H	NC State	38 66	27	H	Florida St.	61 63	76	A	Old Domini on	73 67	119	N	Al abama	52 64
9	H	Missi ssippi St.	44 72	29	A	Kentucky	51 63	78	H	Vi rgi ni a Tech	62 58	139	H	Char lotte	65 61
21	H	Central Mich.	61 74	31	A	Mi chi gan St.	66 91					141	N	South Fla.	74 67
				43	A	Cl emson	65 71					149	H	Radford	44 57
												151	H	Ameri can	57 54
												214	H	Saint Louis	65 67
												264	H	N. C. A&T	67 57
												287	H	Coppi n St.	55 41
-----															
LAST 12 Division I GAMES:															
8	H	NC State	38 66	27	H	Florida St.	61 63	139	H	Char lotte	65 61	119	N	Al abama	52 64
78	H	Vi rgi ni a Tech	62 58					141	N	South Fla.	74 67	149	H	Radford	44 57
43	A	Cl emson	65 71					151	H	Ameri can	57 54	214	H	Saint Louis	65 67
287	H	Coppi n St.	55 41									264	H	N. C. A&T	67 57
31	A	Mi chi gan St.	66 91									287	H	Coppi n St.	55 41
214	H	Saint Louis	65 67												

Non-Div I Games:

Virginia

Average RPI Win:	195	WON-LOST	WINNING	LAST 10	STRENGTH OF	OPP. STRENGTH	TEAM	ADJ.	CONF.	ADJ CONF.
Average RPI Loss:	42	RECORD	PCT. RANK	GAMES	SCHEDULE	OF SCHEDULE	RPI	RPI	RPI	RPI
DIV. I ONLY	13- 4	44	6-4	180	29	78	78	1	1	
DIV. I NON-CONF.	13- 0	1	0- 0	291	94	46	46	1	1	
-----										
TOTALS	RPI 1-25	RPI 26-50	W-L RECORDS	RPI 51-100	RPI 101-150	RPI 150+				
13- 4	1- 2	1- 1	OVERALL	1- 0	3- 1	7- 0				
8- 2	1- 2	0- 0	HOME	0- 0	2- 0	5- 0				
1- 2	0- 0	0- 1	AWAY	0- 0	0- 1	1- 0				
4- 0	0- 0	1- 0	NEUTRAL	1- 0	1- 0	1- 0				
13- 0	1- 0	1- 0	NON-CONFERENCE	1- 0	3- 0	7- 0				
8- 0	1- 0	0- 0	HOME	0- 0	2- 0	5- 0				
1- 0	0- 0	0- 0	AWAY	0- 0	0- 0	1- 0				
4- 0	0- 0	1- 0	NEUTRAL	1- 0	1- 0	1- 0				
0- 4	0- 2	0- 1	CONFERENCE	0- 0	0- 1	0- 0				
0- 2	0- 2	0- 0	HOME	0- 0	0- 0	0- 0				
0- 2	0- 0	0- 1	AWAY	0- 0	0- 1	0- 0				
0- 0	0- 0	0- 0	NEUTRAL	0- 0	0- 0	0- 0				

RPI 1-25				RPI 26-50				RPI 51-100 Team's RPI: 78				RPI 101+			
RPI	S	Opponent	Score	RPI	S	Opponent	Score	RPI	S	Opponent	Score	RPI	S	Opponent	Score
1	H	Notre Dame	51 80	41	N	Villanova	61 59	94	N	Dayton	69 57	112	N	Ohio St.	81 73
4	H	Syracuse	73 75	48	A	Miami (FL)	61 68					116	A	Virginia	58 62
17	H	Rutgers	67 51									134	H	Chattanooga	74 59
												149	H	Radford	55 44
												234	H	Mt. St. Mary's	83 51
												239	H	Monmouth	82 49
												267	A	Liberty	72 61
												284	H	Ga. Southern	78 49
												285	N	Richmond	85 57
												327	H	USC Upstate	96 45
												347	H	Longwood	93 39
LAST 12 Division I GAMES:															
1	H	Notre Dame	51 80	48	A	Miami (FL)	61 68	347	H	Longwood	93 39	112	N	Ohio St.	81 73
116	A	Virginia	58 62					94	N	Dayton	69 57	234	H	Mt. St. Mary's	83 51
4	H	Syracuse	73 75					149	H	Radford	55 44				
17	H	Rutgers	67 51												
285	N	Richmond	85 57												
41	N	Villanova	61 59												

Non-Div I Games:

Virginia Tech

Average RPI Win: 333

Average RPI Loss: 227

WON-LOST  
RECORDWINNING  
PCT. RANKLAST 10  
GAMESSTRENGTH OF  
SCHEDULEOPP. STRENGTH  
OF SCHEDULETEAM  
RPIADJ.  
RPICONF.  
RPIADJ CONF.  
RPI

DIV. I ONLY	3- 11	301	3-7	282	350	324	324	31	31
DIV. I NON-CONF.	1- 9	326	0- 1	248	345	333	333	31	31
-----									
TOTALS	RPI 1-25	RPI 26-50	W-L RECORDS	RPI 51-100	RPI 101-150	RPI 150+			
3- 11	0- 0	0- 0	OVERALL	0- 1	0- 3	3- 7			
1- 4	0- 0	0- 0	HOME	0- 0	0- 1	1- 3			
2- 6	0- 0	0- 0	AWAY	0- 1	0- 2	2- 3			
0- 1	0- 0	0- 0	NEUTRAL	0- 0	0- 0	0- 1			
1- 9	0- 0	0- 0	NON-CONFERENCE	0- 1	0- 3	1- 5			
0- 3	0- 0	0- 0	HOME	0- 0	0- 1	0- 2			
1- 5	0- 0	0- 0	AWAY	0- 1	0- 2	1- 2			
0- 1	0- 0	0- 0	NEUTRAL	0- 0	0- 0	0- 1			
2- 2	0- 0	0- 0	CONFERENCE	0- 0	0- 0	2- 2			
1- 1	0- 0	0- 0	HOME	0- 0	0- 0	1- 1			
1- 1	0- 0	0- 0	AWAY	0- 0	0- 0	1- 1			
0- 0	0- 0	0- 0	NEUTRAL	0- 0	0- 0	0- 0			

RPI 1-25				RPI 26-50				RPI 51-100				RPI 101+ Team's RPI: 324			
RPI	S	Opponent	Score	RPI	S	Opponent	Score	RPI	S	Opponent	Score	RPI	S	Opponent	Score
								88	A	Seton Hall	40	95			
												109	H	Yale	41
												132	A	Fordham	59
												133	A	Stony Brook	45
												244	H	Sacred Heart	68
												281	A	St. Francis Brooklyn	61
												286	N	Siena	71
												295	A	Vermont	54
												299	H	Army West Point	46
												300	A	Saint Peter's	57
												302	A	Central Conn. St.	75
												330	H	Lafayette	43
												347	A	Longwood	86
												349	H	Fairleigh Dickinson	71
LAST 12 Division I GAMES:															
				286	N	Siena	71					302	A	Central Conn. St.	75
				349	H	Fairleigh Dickinson	71					281	A	St. Francis Brooklyn	61
				244	H	Sacred Heart	68					133	A	Stony Brook	45
				295	A	Vermont	54					299	H	Army West Point	46
				330	H	Lafayette	43					300	A	Saint Peter's	57
				347	A	Longwood	86					109	H	Yale	41

Non-Div I Games: Staten Island 86 59

Wagner

## Wake Forest

Through Games Of Jan. 16, 2019

Average RPI	Win:	186	WON-LOST	WINNING	LAST 10	STRENGTH OF	OPP. STRENGTH	TEAM	ADJ.	CONF.	ADJ CONF.
Average RPI	Loss:	93	RECORD	PCT. RANK	GAMES	SCHEDULE	OF SCHEDULE	RPI	RPI	RPI	RPI
DIV. I ONLY		9- 7		133	6-4	22	188	90	90	1	1
DIV. I NON-CONF.		9- 4		85	0- 0	56	282	78	78	1	1
-----											
TOTALS	RPI 1-25		RPI 26-50		W-L RECORDS	RPI 51-100		RPI 101-150		RPI 150+	
9- 7	0- 2		1- 1		OVERALL	2- 1		1- 1		5- 2	
7- 4	0- 1		1- 1		HOME	2- 1		0- 0		4- 1	
1- 3	0- 1		0- 0		AWAY	0- 0		1- 1		0- 1	
1- 0	0- 0		0- 0		NEUTRAL	0- 0		0- 0		1- 0	
9- 4	0- 1		1- 0		NON-CONFERENCE	2- 0		1- 1		5- 2	
7- 2	0- 1		1- 0		HOME	2- 0		0- 0		4- 1	
1- 2	0- 0		0- 0		AWAY	0- 0		1- 1		0- 1	
1- 0	0- 0		0- 0		NEUTRAL	0- 0		0- 0		1- 0	
0- 3	0- 1		0- 1		CONFERENCE	0- 1		0- 0		0- 0	
0- 2	0- 0		0- 1		HOME	0- 1		0- 0		0- 0	
0- 1	0- 1		0- 0		AWAY	0- 0		0- 0		0- 0	
0- 0	0- 0		0- 0		NEUTRAL	0- 0		0- 0		0- 0	

RPI 1-25				RPI 26-50				RPI 51-100				RPI 101+			
RPI	S	Opponent	Score	RPI	S	Opponent	Score	RPI	S	Opponent	Score	RPI	S	Opponent	Score
1	A	Notre Dame	48 78	47	H	James Madison	50 49	79	H	Boston College	64 65	139	A	Charlotte	69 43
19	H	Indiana	73 87	48	H	Miami (FL)	57 72	91	H	Towson	60 53	140	A	VCU	40 53
								100	H	St. John's (NY)	64 59	165	H	Xavier	50 62
												175	H	Mercer	69 54
												201	A	East Carolina	61 70
												252	H	UMES	78 67
												278	H	Norfolk St.	63 61
												285	H	Richmond	62 48
												309	N	South Carolina St.	58 44
-----															
LAST 12 Division I GAMES:															
1	A	Notre Dame	48 78	278	H	Norfolk St.	63 61								
79	H	Boston College	64 65	309	N	South Carolina St.	58 44								
48	H	Miami (FL)	57 72	47	H	James Madison	50 49								
19	H	Indiana	73 87	252	H	UMES	78 67								
201	A	East Carolina	61 70	139	A	Charlotte	69 43								
165	H	Xavier	50 62	100	H	St. John's (NY)	64 59								

Non-Div I Games:

Wake Forest

■ Loss, 
 ■ Non-Conf, 
 S Site, 
 ■ Home 
 ■ Away 
 N Neutral

Average RPI Win:	178	WON-LOST	WINNING	LAST 10	STRENGTH OF	OPP. STRENGTH	TEAM	ADJ.	CONF.	ADJ CONF.
Average RPI Loss:	60	RECORD	PCT. RANK	GAMES	SCHEDULE	OF SCHEDULE	RPI	RPI	RPI	RPI
DIV. I ONLY	8- 9	186	4-6	17	92	103	103	2	2	
DIV. I NON-CONF.	7- 5	132	0- 1	55	131	101	101	2	2	
-----										
TOTALS	RPI 1-25	RPI 26-50	W-L RECORDS	RPI 51-100	RPI 101-150	RPI 150+				
8- 9	0- 2	1- 2	OVERALL	0- 4	2- 1	5- 0				
6- 4	0- 1	0- 1	HOME	0- 2	2- 0	4- 0				
1- 3	0- 1	0- 1	AWAY	0- 1	0- 0	1- 0				
1- 2	0- 0	1- 0	NEUTRAL	0- 1	0- 1	0- 0				
7- 5	0- 1	1- 0	NON-CONFERENCE	0- 3	1- 1	5- 0				
5- 2	0- 1	0- 0	HOME	0- 1	1- 0	4- 0				
1- 1	0- 0	0- 0	AWAY	0- 1	0- 0	1- 0				
1- 2	0- 0	1- 0	NEUTRAL	0- 1	0- 1	0- 0				
1- 4	0- 1	0- 2	CONFERENCE	0- 1	1- 0	0- 0				
1- 2	0- 0	0- 1	HOME	0- 1	1- 0	0- 0				
0- 2	0- 1	0- 1	AWAY	0- 0	0- 0	0- 0				
0- 0	0- 0	0- 0	NEUTRAL	0- 0	0- 0	0- 0				

RPI 1-25				RPI 26-50				RPI 51-100				RPI 101+ Team's RPI: 103			
RPI	S	Opponent	Score	RPI	S	Opponent	Score	RPI	S	Opponent	Score	RPI	S	Opponent	Score
5	A	Oregon	71 84	34	A	Oregon St.	67 78	64	H	Boise St.	69 73	112	H	Ohio St.	69 59
9	H	Mississippi St.	56 103	39	N	Duke	71 64	66	N	Michigan	73 80	122	H	Colorado	68 58
				44	H	Utah	43 58	84	A	Tulane	51 63	132	N	Fordham	57 65
								98	H	Washington St.	76 79	152	H	Montana	69 54
												207	H	Cal St. Fullerton	83 74
												211	H	George Mason	81 52
												241	H	Northern Ariz.	81 59
												336	A	Seattle U	69 58
-----															
LAST 12 Division I GAMES:															
64	H	Boise St.	69 73	44	H	Utah	43 58	122	H	Colorado	68 58	34	A	Oregon St.	67 78
66	N	Michigan	73 80	39	N	Duke	71 64	84	A	Tulane	51 63	5	A	Oregon	71 84
132	N	Fordham	57 65	44	H	Utah	43 58	98	H	Washington St.	76 79	9	H	Mississippi St.	56 103
152	H	Montana	69 54												
112	H	Ohio St.	69 59												
211	H	George Mason	81 52												

Non-Div I Games:

Washington

Average RPI	Win:	156	WON-LOST	WINNING	LAST 10	STRENGTH OF	OPP. STRENGTH	TEAM	ADJ.	CONF.	ADJ CONF.
Average RPI	Loss:	73	RECORD	PCT. RANK	GAMES	SCHEDULE	OF SCHEDULE	RPI	RPI	RPI	RPI
DIV. I ONLY		7- 9		203	5-5	16	81	98	98	2	2
DIV. I NON-CONF.		5- 6		177	1- 0	66	104	163	163	2	2
<hr/>											
TOTALS	RPI 1-25		RPI 26-50		W-L RECORDS	RPI 51-100		RPI 101-150		RPI 150+	
7- 9	0- 2		0- 2		OVERALL	2- 2		2- 1		3- 2	
4- 4	0- 0		0- 1		HOME	2- 1		1- 1		1- 1	
1- 4	0- 2		0- 1		AWAY	0- 0		1- 0		0- 1	
2- 1	0- 0		0- 0		NEUTRAL	0- 1		0- 0		2- 0	
5- 6	0- 1		0- 0		NON-CONFERENCE	2- 2		0- 1		3- 2	
3- 3	0- 0		0- 0		HOME	2- 1		0- 1		1- 1	
0- 2	0- 1		0- 0		AWAY	0- 0		0- 0		0- 1	
2- 1	0- 0		0- 0		NEUTRAL	0- 1		0- 0		2- 0	
2- 3	0- 1		0- 2		CONFERENCE	0- 0		2- 0		0- 0	
1- 1	0- 0		0- 1		HOME	0- 0		1- 0		0- 0	
1- 2	0- 1		0- 1		AWAY	0- 0		1- 0		0- 0	
0- 0	0- 0		0- 0		NEUTRAL	0- 0		0- 0		0- 0	

RPI 1-25				RPI 26-50				RPI 51-100				Team's RPI: 98	RPI 101+			
RPI	S	Opponent	Score	RPI	S	Opponent	Score	RPI	S	Opponent	Score		RPI	S	Opponent	Score
5	A	Oregon	58 98	34	A	Oregon St.	69 76	53	H	Saint Mary's (CA)	64 70		103	A	Washington	79 76
10	A	Gonzaga	53 76	44	H	Utah	68 72	55	N	Kansas	63 71		122	H	Colorado	74 48
								64	H	Boise St.	95 71		137	H	UC Davi s	62 75
								96	H	Nebraska	87 84		160	H	Utah St.	61 72
													163	A	CSUN	52 65
													192	N	Jacksonville St.	64 51
													247	H	San Franci sco	91 61
													269	N	Wi chi ta St.	85 59
<hr/>																
LAST 12 Division I GAMES:																
269	N	Wi chi ta St.	85 59	44	H	Utah	68 72	5	A	Oregon	58 98					
192	N	Jacksonville St.	64 51	5	A	Oregon	58 98	34	A	Oregon St.	69 76					
122	H	Colorado	74 48	34	A	Oregon St.	69 76	103	A	Washi ngton	79 76					
64	H	Boise St.	95 71	103	A	Washi ngton	79 76	55	N	Kansas	63 71					
247	H	San Franci sco	91 61	55	N	Kansas	63 71	10	A	Gonzaga	53 76					
163	A	CSUN	52 65	10	A	Gonzaga	53 76									

Non-Div I Games:

Washington St.

Average RPI Win:	298	WON-LOST	WINNING	LAST 10	STRENGTH OF	OPP. STRENGTH	TEAM	ADJ.	CONF.	ADJ CONF.
Average RPI Loss:	170	RECORD	PCT. RANK	GAMES	SCHEDULE	OF SCHEDULE	RPI	RPI	RPI	RPI
DIV. I ONLY	2- 13	328	0-10	265	207	329	329	14	14	
DIV. I NON-CONF.	2- 7	288	0- 0	272	260	310	310	11	11	
-----										
TOTALS	RPI 1-25	RPI 26-50	W-L RECORDS	RPI 51-100	RPI 101-150	RPI 150+				
2- 13	0- 0	0- 1	OVERALL	0- 0	0- 5	2- 7				
1- 6	0- 0	0- 0	HOME	0- 0	0- 4	1- 2				
1- 6	0- 0	0- 1	AWAY	0- 0	0- 0	1- 5				
0- 1	0- 0	0- 0	NEUTRAL	0- 0	0- 1	0- 0				
2- 7	0- 0	0- 1	NON-CONFERENCE	0- 0	0- 2	2- 4				
1- 2	0- 0	0- 0	HOME	0- 0	0- 1	1- 1				
1- 4	0- 0	0- 1	AWAY	0- 0	0- 0	1- 3				
0- 1	0- 0	0- 0	NEUTRAL	0- 0	0- 1	0- 0				
0- 6	0- 0	0- 0	CONFERENCE	0- 0	0- 3	0- 3				
0- 4	0- 0	0- 0	HOME	0- 0	0- 3	0- 1				
0- 2	0- 0	0- 0	AWAY	0- 0	0- 0	0- 2				
0- 0	0- 0	0- 0	NEUTRAL	0- 0	0- 0	0- 0				

RPI 1-25				RPI 26-50				RPI 51-100				RPI 101+ Team's RPI: 329			
RPI	S	Opponent	Score	RPI	S	Opponent	Score	RPI	S	Opponent	Score	RPI	S	Opponent	Score
				44	A	Utah	56 77					106	H	Idaho St.	57 70
												110	H	Idaho	74 79
												140	N	VCU	36 64
												143	H	Portland	73 89
												144	H	Portland St.	59 77
												168	A	Pepperdine	47 68
												188	H	Eastern Wash.	58 64
												198	A	Southern Utah	79 84
												206	H	UC Riverside	39 71
												241	A	Northern Ariz.	64 74
												258	A	Utah Valley	59 65
												266	A	UTSA	59 66
												274	H	UTEP	68 63
												322	A	Incarnate Word	72 64
LAST 12 Division I GAMES:															
144	H	Portland St.	59 77	241	A	Northern Ariz.	64 74								
106	H	Idaho St.	57 70	110	H	Idaho	74 79								
198	A	Southern Utah	79 84	188	H	Eastern Wash.	58 64								
168	A	Pepperdine	47 68	206	H	UC Riverside	39 71								
274	H	UTEP	68 63	258	A	Utah Valley	59 65								
266	A	UTSA	59 66	44	A	Utah	56 77								

Non-Div I Games: La Verne 105 43

Weber St.



Average RPI Win:	205	WON-LOST	WINNING	LAST 10	STRENGTH OF	OPP. STRENGTH	TEAM	ADJ.	CONF.	ADJ CONF.
Average RPI Loss:	35	RECORD	PCT. RANK	GAMES	SCHEDULE	OF SCHEDULE	RPI	RPI	RPI	RPI
DIV. I ONLY	12- 4	51	8-2	206	41	108	108	3	3	
DIV. I NON-CONF.	9- 2	43	1- 0	332	91	176	176	3	3	
-----										
TOTALS	RPI 1-25	RPI 26-50	W-L RECORDS	RPI 51-100	RPI 101-150	RPI 150+				
12- 4	1- 2	0- 1	OVERALL	3- 1	1- 0	7- 0				
9- 2	1- 1	0- 1	HOME	2- 0	0- 0	6- 0				
2- 1	0- 0	0- 0	AWAY	1- 1	1- 0	0- 0				
1- 1	0- 1	0- 0	NEUTRAL	0- 0	0- 0	1- 0				
9- 2	0- 1	0- 1	NON-CONFERENCE	2- 0	0- 0	7- 0				
7- 1	0- 0	0- 1	HOME	1- 0	0- 0	6- 0				
1- 0	0- 0	0- 0	AWAY	1- 0	0- 0	0- 0				
1- 1	0- 1	0- 0	NEUTRAL	0- 0	0- 0	1- 0				
3- 2	1- 1	0- 0	CONFERENCE	1- 1	1- 0	0- 0				
2- 1	1- 1	0- 0	HOME	1- 0	0- 0	0- 0				
1- 1	0- 0	0- 0	AWAY	0- 1	1- 0	0- 0				
0- 0	0- 0	0- 0	NEUTRAL	0- 0	0- 0	0- 0				

RPI 1-25				RPI 26-50				RPI 51-100				RPI 101+				Team's RPI: 108
RPI	S	Opponent	Score	RPI	S	Opponent	Score	RPI	S	Opponent	Score	RPI	S	Opponent	Score	
11	H	Iowa St.	73 64	35	H	Missouri	51 68	65	A	TCU	48 62	150	A	Oklahoma	66 55	
13	N	Iowa	81 84					73	H	Oklahoma St.	67 58	224	H	Niagara	84 32	
25	H	Texas	58 70					80	A	Pittsburgh	77 43	280	H	Bryant	94 48	
								91	H	Towson	90 43	287	H	Coppin St.	78 37	
												305	H	NJIT	95 50	
												318	H	Eastern Ky.	78 29	
												318	N	Eastern Ky.	81 39	
												321	H	Morgan St.	72 37	
-----																
LAST 12 Division I GAMES:																
318	N	Eastern Ky.	81 39	73	H	Oklahoma St.	67 58	25	H	Texas	58 70	65	A	TCU	48 62	
11	H	Iowa St.	73 64													
150	A	Oklahoma	66 55													
318	H	Eastern Ky.	78 29					224	H	Niagara	84 32					
80	A	Pittsburgh	77 43					91	H	Towson	90 43					
35	H	Missouri	51 68					321	H	Morgan St.	72 37					

Non-Div I Games:

West Virginia

Average RPI Win:	302	WON-LOST	WINNING	LAST 10	STRENGTH OF	OPP. STRENGTH	TEAM	ADJ.	CONF.	ADJ CONF.
Average RPI Loss:	199	RECORD	PCT. RANK	GAMES	SCHEDULE	OF SCHEDULE	RPI	RPI	RPI	RPI
DIV. I ONLY	2- 13	328	2-8	181	348	316	316	24	24	
DIV. I NON-CONF.	2- 11	316	0- 0	178	341	316	316	25	25	
-----										
TOTALS	RPI 1-25	RPI 26-50	W-L RECORDS	RPI 51-100	RPI 101-150	RPI 150+				
2- 13	0- 0	0- 2	OVERALL	0- 0	0- 1	2- 10				
1- 4	0- 0	0- 0	HOME	0- 0	0- 0	1- 4				
1- 8	0- 0	0- 2	AWAY	0- 0	0- 1	1- 5				
0- 1	0- 0	0- 0	NEUTRAL	0- 0	0- 0	0- 1				
2- 11	0- 0	0- 2	NON-CONFERENCE	0- 0	0- 1	2- 8				
1- 4	0- 0	0- 0	HOME	0- 0	0- 0	1- 4				
1- 6	0- 0	0- 2	AWAY	0- 0	0- 1	1- 3				
0- 1	0- 0	0- 0	NEUTRAL	0- 0	0- 0	0- 1				
0- 2	0- 0	0- 0	CONFERENCE	0- 0	0- 0	0- 2				
0- 0	0- 0	0- 0	HOME	0- 0	0- 0	0- 0				
0- 2	0- 0	0- 0	AWAY	0- 0	0- 0	0- 2				
0- 0	0- 0	0- 0	NEUTRAL	0- 0	0- 0	0- 0				

RPI 1-25				RPI 26-50				RPI 51-100				RPI 101+ Team's RPI: 316			
RPI	S	Opponent	Score	RPI	S	Opponent	Score	RPI	S	Opponent	Score	RPI	S	Opponent	Score
				29	A	Kentucky	39 99					125	A	Tennessee Tech	58 77
				32	A	Georgia Tech	49 84					155	N	North Ala.	66 89
												200	A	UNC Asheville	49 74
												208	A	Coastal Caro.	59 77
												210	H	Gardner-Webb	52 62
												238	A	Furman	55 65
												248	A	Wofford	65 91
												260	H	Campbell	37 63
												264	H	N. C. A&T	51 69
												276	A	Winthrop	65 57
												305	A	NJIT	71 79
												309	H	South Carolina St.	39 54
												327	H	USC Upstate	68 64
-----															
LAST 12 Division I GAMES:															
				238	A	Furman	55 65	309	H	South Carolina St.	39 54				
				248	A	Wofford	65 91	276	A	Winthrop	65 57				
				210	H	Gardner-Webb	52 62	29	A	Kentucky	39 99				
				305	A	NJIT	71 79	327	H	USC Upstate	68 64				
				125	A	Tennessee Tech	58 77	264	H	N. C. A&T	51 69				
				200	A	UNC Asheville	49 74	155	N	North Ala.	66 89				

Non-Div I Games: Young Harris 63 54

Western Caro.

Average RPI Win:	247	WON-LOST	WINNING	LAST 10	STRENGTH OF	OPP. STRENGTH	TEAM	ADJ.	CONF.	ADJ CONF.
Average RPI Loss:	134	RECORD	PCT. RANK	GAMES	SCHEDULE	OF SCHEDULE	RPI	RPI	RPI	RPI
DIV. I ONLY	5- 12	269	4-6	126	208	229	229	18	18	
DIV. I NON-CONF.	2- 9	297	0- 0	73	187	246	246	16	16	
-----										
TOTALS	RPI 1-25	RPI 26-50	W-L RECORDS	RPI 51-100	RPI 101-150	RPI 150+				
5- 12	0- 2	0- 3	OVERALL	0- 0	0- 1	5- 6				
3- 3	0- 1	0- 2	HOME	0- 0	0- 0	3- 0				
1- 6	0- 1	0- 1	AWAY	0- 0	0- 0	1- 4				
1- 3	0- 0	0- 0	NEUTRAL	0- 0	0- 1	1- 2				
2- 9	0- 2	0- 2	NON-CONFERENCE	0- 0	0- 1	2- 4				
1- 2	0- 1	0- 1	HOME	0- 0	0- 0	1- 0				
0- 4	0- 1	0- 1	AWAY	0- 0	0- 0	0- 2				
1- 3	0- 0	0- 0	NEUTRAL	0- 0	0- 1	1- 2				
3- 3	0- 0	0- 1	CONFERENCE	0- 0	0- 0	3- 2				
2- 1	0- 0	0- 1	HOME	0- 0	0- 0	2- 0				
1- 2	0- 0	0- 0	AWAY	0- 0	0- 0	1- 2				
0- 0	0- 0	0- 0	NEUTRAL	0- 0	0- 0	0- 0				

RPI 1-25				RPI 26-50				RPI 51-100				RPI 101+ Team's RPI: 229			
RPI	S	Opponent	Score	RPI	S	Opponent	Score	RPI	S	Opponent	Score	RPI	S	Opponent	Score
14	H	Drake	71 98	26	H	South Dakota St.	84 93					105	N	Northern Ill.	61 86
16	A	Butler	51 92	35	H	Missouri	64 89					161	H	Denver	87 78
				45	A	Purdue	60 81					164	A	Oral Roberts	64 68
												172	A	Bradley	68 82
												194	A	North Dakota	92 80
												215	N	Eastern Ill.	62 64
												217	A	Southeast Mo. St.	71 81
												238	N	Furman	85 78
												274	N	UTEP	72 84
												311	H	Omaha	78 70
												320	A	North Dakota St.	60 68
												331	H	Austin Peay	77 72
-----															
LAST 12 Division I GAMES:															
				311	H	Omaha	78 70	164	A	Oral Roberts	64 68				
				194	A	North Dakota	92 80	161	H	Denver	87 78				
				320	A	North Dakota St.	60 68	26	H	South Dakota St.	84 93				
				215	N	Eastern Ill.	62 64	238	N	Furman	85 78				
				172	A	Bradley	68 82	274	N	UTEP	72 84				
				331	H	Austin Peay	77 72	105	N	Northern Ill.	61 86				

Non-Div I Games: MacMurray 136 39 William Woods 81 73

Western III.

Average RPI	Win:	193	WON-LOST	WINNING	LAST 10	STRENGTH OF	OPP. STRENGTH	TEAM	ADJ.	CONF.	ADJ CONF.
Average RPI	Loss:	53	RECORD	PCT. RANK	GAMES	SCHEDULE	OF SCHEDULE	RPI	RPI	RPI	RPI
DIV. I ONLY		7- 8		188	7-3	34	13	104	104	16	16
DIV. I NON-CONF.		4- 8		241	0- 1	35	4	130	130	19	19
-----											
TOTALS	RPI 1-25		RPI 26-50		W-L RECORDS	RPI 51-100		RPI 101-150		RPI 150+	
7- 8	0- 5		0- 1		OVERALL	1- 0		2- 1		4- 1	
5- 3	0- 2		0- 0		HOME	1- 0		1- 0		3- 1	
1- 3	0- 2		0- 0		AWAY	0- 0		1- 1		0- 0	
1- 2	0- 1		0- 1		NEUTRAL	0- 0		0- 0		1- 0	
4- 8	0- 5		0- 1		NON-CONFERENCE	0- 0		1- 1		3- 1	
2- 3	0- 2		0- 0		HOME	0- 0		0- 0		2- 1	
1- 3	0- 2		0- 0		AWAY	0- 0		1- 1		0- 0	
1- 2	0- 1		0- 1		NEUTRAL	0- 0		0- 0		1- 0	
3- 0	0- 0		0- 0		CONFERENCE	1- 0		1- 0		1- 0	
3- 0	0- 0		0- 0		HOME	1- 0		1- 0		1- 0	
0- 0	0- 0		0- 0		AWAY	0- 0		0- 0		0- 0	
0- 0	0- 0		0- 0		NEUTRAL	0- 0		0- 0		0- 0	

RPI	S	Opponent	Score
1	A	Notre Dame	53 94
6	H	Louisville	80 102
10	N	Gonzaga	55 76
13	H	Iowa	67 104
21	A	Central Mich.	90 108

RPI	S	Opponent	Score
34	N	Oregon St.	60 74

RPI	S	Opponent	Score
76	H	Old Domini on	75 60

RPI	S	Opponent	Score
127	A	Little Rock	68 56
139	H	Charlotte	76 58
150	A	Oklahoma	83 90
166	H	Southern Ill.	83 76
189	H	Ball St.	83 86
257	N	ETSU	82 68
265	H	Marshall I	85 55
321	H	Morgan St.	90 43

## LAST 12 Division I GAMES:

10	N	Gonzaga	55	76	76	H	Old Domini on	75	60
257	N	ETSU	82	68	139	H	Charlotte	76	58
265	H	Marshall I	85	55	1	A	Notre Dame	53	94
34	N	Oregon St.	60	74	189	H	Ball St.	83	86
166	H	Southern Ill.	83	76	127	A	Little Rock	68	56
21	A	Central Mich.	90	108	321	H	Morgan St.	90	43

Non-Div I Games: Union (TN) 77 65 Bel Iarmi ne 95 57

Western Ky.

Loss, Non-Conf, S Site, H Home A Away N Neutral

Average RPI		Win: 307	WON-LOST RECORD	WINNING PCT. RANK	LAST 10 GAMES	STRENGTH OF SCHEDULE	OPP. STRENGTH OF SCHEDULE	TEAM RPI	ADJ. RPI	CONF. RPI	ADJ. CONF. RPI
Loss: 167											
DIV. I ONLY		6- 8	210	5-5		339	265	297	297	8	8
DIV. I NON-CONF.		5- 5	162	0- 0		350	247	330	330	8	8
TOTALS		RPI 1-25		RPI 26-50		W-L RECORDS		RPI 51-100	RPI 101-150	RPI 150+	
6- 8		0- 0		0- 0		OVERALL		0- 1	0- 1	6- 6	
2- 5		0- 0		0- 0		HOME		0- 1	0- 1	2- 3	
3- 2		0- 0		0- 0		AWAY		0- 0	0- 0	3- 2	
1- 1		0- 0		0- 0		NEUTRAL		0- 0	0- 0	1- 1	
5- 5		0- 0		0- 0		NON-CONFERENCE		0- 1	0- 0	5- 4	
2- 3		0- 0		0- 0		HOME		0- 1	0- 0	2- 2	
2- 1		0- 0		0- 0		AWAY		0- 0	0- 0	2- 1	
1- 1		0- 0		0- 0		NEUTRAL		0- 0	0- 0	1- 1	
1- 3		0- 0		0- 0		CONFERENCE		0- 0	0- 1	1- 2	
0- 2		0- 0		0- 0		HOME		0- 0	0- 1	0- 1	
1- 1		0- 0		0- 0		AWAY		0- 0	0- 0	1- 1	
0- 0		0- 0		0- 0		NEUTRAL		0- 0	0- 0	0- 0	

RPI 1-25				RPI 26-50				RPI 51-100				RPI 101+				Team's RPI: 297	
RPI	S	Opponent	Score	RPI	S	Opponent	Score	RPI	S	Opponent	Score	RPI	S	Opponent	Score		
								66	H	Michigan	42	79	101	H	Toledo	57	80
												177	H	Akron	59	72	
												183	H	New Mexico St.	54	66	
												186	A	Eastern Mich.	61	64	
												190	A	Ole Miss	66	69	
												194	N	North Dakota	50	62	
												230	A	Bowling Green	84	82	
												242	H	Loyola Chicago	53	64	
												283	A	Fla. Atlantic	69	59	
												318	H	Eastern Ky.	64	53	
												332	A	Detroit Mercy	54	44	
												338	H	Purdue Fort Wayne	69	61	
												341	N	Florida A&M	69	50	
LAST 12 Division I GAMES:																	
				101	H	Toledo	57	80	230	A	Bowling Green	84	82				
				186	A	Eastern Mich.	61	64	341	N	Florida A&M	69	50				
				177	H	Akron	59	72	194	N	North Dakota	50	62				
				318	H	Eastern Ky.	64	53	283	A	Fla. Atlantic	69	59				
				190	A	Ole Miss	66	69	332	A	Detroit Mercy	54	44				
				66	H	Michigan	42	79	242	H	Loyola Chicago	53	64				

Non-Div I Games:	Saginaw Valley	75	51
------------------	----------------	----	----

Western Mich.

■ Loss, ■ Non-Conf, S Site, H Home A Away N Neutral

Average RPI Win:	241	WON-LOST	WINNING	LAST 10	STRENGTH OF	OPP. STRENGTH	TEAM	ADJ.	CONF.	ADJ CONF.
Average RPI Loss:	128	RECORD	PCT. RANK	GAMES	SCHEDULE	OF SCHEDULE	RPI	RPI	RPI	RPI
DIV. I ONLY	7- 10	222	2-8	231	167	269	269	9	9	
DIV. I NON-CONF.	7- 6	153	0- 1	228	149	242	242	9	9	
-----										
TOTALS	RPI 1-25	RPI 26-50	W-L RECORDS	RPI 51-100	RPI 101-150	RPI 150+				
7- 10	0- 1	0- 0	OVERALL	0- 4	2- 2	5- 3				
7- 4	0- 0	0- 0	HOME	0- 2	2- 1	5- 1				
0- 3	0- 0	0- 0	AWAY	0- 0	0- 1	0- 2				
0- 3	0- 1	0- 0	NEUTRAL	0- 2	0- 0	0- 0				
7- 6	0- 1	0- 0	NON-CONFERENCE	0- 4	2- 1	5- 0				
7- 3	0- 0	0- 0	HOME	0- 2	2- 1	5- 0				
0- 0	0- 0	0- 0	AWAY	0- 0	0- 0	0- 0				
0- 3	0- 1	0- 0	NEUTRAL	0- 2	0- 0	0- 0				
0- 4	0- 0	0- 0	CONFERENCE	0- 0	0- 1	0- 3				
0- 1	0- 0	0- 0	HOME	0- 0	0- 0	0- 1				
0- 3	0- 0	0- 0	AWAY	0- 0	0- 1	0- 2				
0- 0	0- 0	0- 0	NEUTRAL	0- 0	0- 0	0- 0				

RPI 1-25				RPI 26-50				RPI 51-100				RPI 101+ Team's RPI: 269			
RPI	S	Opponent	Score	RPI	S	Opponent	Score	RPI	S	Opponent	Score	RPI	S	Opponent	Score
23	N	South Dakota	64 <b>73</b>					68	H	Creighton	71 <b>83</b>	117	A	Tulsa	49 <b>63</b>
								71	N	Northwestern	43 <b>65</b>	125	H	Tennessee Tech	45 <b>55</b>
								73	H	Oklahoma St.	47 <b>60</b>	142	H	Missouri St.	63 60
								98	N	Washington St.	59 <b>85</b>	148	H	Louisiana Tech	70 56
												180	H	Grambling	70 61
												201	A	East Carolina	56 <b>78</b>
												228	H	Sam Houston St.	63 55
												231	A	SMU	50 <b>78</b>
												268	H	Memphis	50 <b>71</b>
												304	H	Houston Baptist	68 50
												339	H	Savannah St.	66 50
												344	H	Ark.-Pine Bluff	76 39
LAST 12 Division I GAMES:															
				98	N	Washington St.	59 <b>85</b>	201	A	East Carolina	56 <b>78</b>				
				231	A	SMU	50 <b>78</b>	117	A	Tulsa	49 <b>63</b>				
				268	H	Memphis	50 <b>71</b>	339	H	Savannah St.	66 50				
				125	H	Tennessee Tech	45 <b>55</b>	71	N	Northwestern	43 <b>65</b>				
				73	H	Oklahoma St.	47 <b>60</b>	180	H	Grambling	70 61				
				148	H	Louisiana Tech	70 56	68	H	Creighton	71 <b>83</b>				

Non-Div I Games:

Wichita St.

Average RPI Win:	241	WON-LOST	WINNING	LAST 10	STRENGTH OF	OPP. STRENGTH	TEAM	ADJ.	CONF.	ADJ CONF.
Average RPI Loss:	131	RECORD	PCT. RANK	GAMES	SCHEDULE	OF SCHEDULE	RPI	RPI	RPI	RPI
DIV. I ONLY	9- 6	114	6-4	209	247	158	158	10	10	
DIV. I NON-CONF.	7- 4	109	0- 0	233	253	141	141	13	13	
-----										
TOTALS	RPI 1-25	RPI 26-50	W-L RECORDS	RPI 51-100	RPI 101-150	RPI 150+				
9- 6	0- 0	0- 1	OVERALL	0- 2	0- 2	9- 1				
5- 2	0- 0	0- 0	HOME	0- 0	0- 1	5- 1				
4- 4	0- 0	0- 1	AWAY	0- 2	0- 1	4- 0				
0- 0	0- 0	0- 0	NEUTRAL	0- 0	0- 0	0- 0				
7- 4	0- 0	0- 0	NON-CONFERENCE	0- 2	0- 2	7- 0				
4- 1	0- 0	0- 0	HOME	0- 0	0- 1	4- 0				
3- 3	0- 0	0- 0	AWAY	0- 2	0- 1	3- 0				
0- 0	0- 0	0- 0	NEUTRAL	0- 0	0- 0	0- 0				
2- 2	0- 0	0- 1	CONFERENCE	0- 0	0- 0	2- 1				
1- 1	0- 0	0- 0	HOME	0- 0	0- 0	1- 1				
1- 1	0- 0	0- 1	AWAY	0- 0	0- 0	1- 0				
0- 0	0- 0	0- 0	NEUTRAL	0- 0	0- 0	0- 0				

RPI 1-25				RPI 26-50				RPI 51-100				RPI 101+ Team's RPI: 158			
RPI	S	Opponent	Score	RPI	S	Opponent	Score	RPI	S	Opponent	Score	RPI	S	Opponent	Score
				36	A	Northeastern	74 88	76	A	Old Dominion	69 83	130	A	Davidsen	65 76
								95	A	Hartford	45 50	140	H	VCU	55 72
												156	H	UNCW	70 64
												182	H	George Washington	73 59
												201	H	East Carolina	63 43
												220	H	Howard	88 75
												235	A	Hofstra	60 55
												278	A	Norfolk St.	55 44
												285	H	Richmond	65 55
												298	A	Fairfield	60 54
												306	H	Col. of Charleston	54 66
												310	A	Loyola Maryland	65 49
LAST 12 Division I GAMES:															
306	H	Col. of Charleston	54 66	235	A	Hofstra	60 55								
156	H	UNCW	70 64	182	H	George Washington	73 59								
36	A	Northeastern	74 88	278	A	Norfolk St.	55 44								
95	A	Hartford	45 50	76	A	Old Dominion	69 83								
201	H	East Carolina	63 43	285	H	Richmond	65 55								
130	A	Davidsen	65 76	298	A	Fairfield	60 54								

Non-Div I Games:

William &amp; Mary

Average RPI	Win:	300	WON-LOST	WINNING	LAST 10	STRENGTH OF	OPP. STRENGTH	TEAM	ADJ.	CONF.	ADJ CONF.
Average RPI	Loss:	202	RECORD	PCT. RANK	GAMES	SCHEDULE	OF SCHEDULE	RPI	RPI	RPI	RPI
DIV. I ONLY		7- 8		188	6-4	334	338	276	276	28	28
DIV. I NON-CONF.		4- 6		212	0- 0	294	335	261	261	29	29
-----											
TOTALS	RPI 1-25		RPI 26-50		W-L RECORDS	RPI 51-100		RPI 101-150		RPI 150+	
7- 8	0- 0		0- 1		OVERALL	0- 1		0- 1		7- 5	
4- 2	0- 0		0- 0		HOME	0- 0		0- 0		4- 2	
3- 6	0- 0		0- 1		AWAY	0- 1		0- 1		3- 3	
0- 0	0- 0		0- 0		NEUTRAL	0- 0		0- 0		0- 0	
4- 6	0- 0		0- 1		NON-CONFERENCE	0- 1		0- 0		4- 4	
2- 1	0- 0		0- 0		HOME	0- 0		0- 0		2- 1	
2- 5	0- 0		0- 1		AWAY	0- 1		0- 0		2- 3	
0- 0	0- 0		0- 0		NEUTRAL	0- 0		0- 0		0- 0	
3- 2	0- 0		0- 0		CONFERENCE	0- 0		0- 1		3- 1	
2- 1	0- 0		0- 0		HOME	0- 0		0- 0		2- 1	
1- 1	0- 0		0- 0		AWAY	0- 0		0- 1		1- 0	
0- 0	0- 0		0- 0		NEUTRAL	0- 0		0- 0		0- 0	

RPI 1-25				RPI 26-50				RPI 51-100				RPI 101+ Team's RPI: 276			
RPI	S	Opponent	Score	RPI	S	Opponent	Score	RPI	S	Opponent	Score	RPI	S	Opponent	Score
				47	A	James Madi son	39 56	89	A	Georgi a	39 85	149	A	Radford	49 70
												153	A	Wi sconsi n	41 76
												187	H	El on	58 57
												248	A	Wofford	53 70
												260	A	Campbel l	59 46
												284	A	Ga. Southern	55 64
												306	A	Col. of Charleston	71 64
												309	A	South Carolina St.	58 50
												316	H	Western Caro.	57 65
												327	H	USC Upstate	50 76
												340	H	Charleston So.	57 52
												347	H	Longwood	77 69
												348	H	N. C. Central	66 41
LAST 12 Division I GAMES:															
				260	A	Campbel l	59 46	340	H	Charleston So.	57 52				
				149	A	Radford	49 70	347	H	Longwood	77 69				
				327	H	USC Upstate	50 76	316	H	Western Caro.	57 65				
				306	A	Col. of Charleston	71 64	284	A	Ga. Southern	55 64				
				47	A	James Madi son	39 56	187	H	El on	58 57				
				248	A	Wofford	53 70	309	A	South Carolina St.	58 50				

Non-Div I Games: Newberry

63

67

Winthrop



Average RPI Win:	230	WON-LOST	WINNING	LAST 10	STRENGTH OF	OPP. STRENGTH	TEAM	ADJ.	CONF.	ADJ CONF.
Average RPI Loss:	51	RECORD	PCT. RANK	GAMES	SCHEDULE	OF SCHEDULE	RPI	RPI	RPI	RPI
DIV. I ONLY	10- 7	119	4-6	176	80	153	153	4	4	
DIV. I NON-CONF.	9- 3	61	0- 0	306	162	171	171	5	5	
-----										
TOTALS	RPI 1-25	RPI 26-50	W-L RECORDS	RPI 51-100	RPI 101-150	RPI 150+				
10- 7	0- 2	1- 2	OVERALL	1- 2	1- 1	7- 0				
7- 2	0- 1	1- 1	HOME	0- 0	1- 0	5- 0				
1- 4	0- 1	0- 1	AWAY	0- 1	0- 1	1- 0				
2- 1	0- 0	0- 0	NEUTRAL	1- 1	0- 0	1- 0				
9- 3	0- 0	0- 2	NON-CONFERENCE	1- 1	1- 0	7- 0				
6- 1	0- 0	0- 1	HOME	0- 0	1- 0	5- 0				
1- 1	0- 0	0- 1	AWAY	0- 0	0- 0	1- 0				
2- 1	0- 0	0- 0	NEUTRAL	1- 1	0- 0	1- 0				
1- 4	0- 2	1- 0	CONFERENCE	0- 1	0- 1	0- 0				
1- 1	0- 1	1- 0	HOME	0- 0	0- 0	0- 0				
0- 3	0- 1	0- 0	AWAY	0- 1	0- 1	0- 0				
0- 0	0- 0	0- 0	NEUTRAL	0- 0	0- 0	0- 0				

W  
i  
s  
c  
o  
n  
s  
i  
nW  
i  
s  
c  
o  
n  
s  
i  
n

RPI 1-25				RPI 26-50				RPI 51-100				RPI 101+ Team's RPI: 153			
RPI	S	Opponent	Score	RPI	S	Opponent	Score	RPI	S	Opponent	Score	RPI	S	Opponent	Score
13	A	Iowa	53 71	39	H	Duke	53 60	57	N	Arkansas	68 69	102	A	Minnesota	56 74
19	H	Indiana	68 75	42	A	Green Bay	46 55	80	N	Pittsburgh	57 42	136	H	IUPUI	65 64
				45	H	Purdue	76 69	82	A	Penn St.	64 71	184	A	Milwaukee	68 57
												265	H	Marshall	67 49
												276	H	Winthrop	76 41
												307	N	Tennessee St.	58 53
												320	H	North Dakota St.	64 53
												343	H	Chicago St.	85 38
												345	H	Evansville	96 60
-----															
LAST 12 Division I GAMES:															
19	H	Indiana	68 75	45	H	Purdue	76 69	102	A	Minnesota	56 74				
13	A	Iowa	53 71					345	H	Evansville	96 60				
82	A	Penn St.	64 71	343	H	Chicago St.	85 38	42	A	Green Bay	46 55				
39	H	Duke	53 60	265	H	Marshall	67 49								
57	N	Arkansas	68 69												
307	N	Tennessee St.	58 53												

Non-Div I Games:

Wisconsin

Average RPI Win: 295  
Average RPI Loss: 170

WON-LOST  
RECORD

WINNING  
PCT. RANK

LAST 10  
GAMES

STRENGTH OF  
SCHEDULE

OPP. STRENGTH  
OF SCHEDULE

TEAM  
RPI

ADJ.  
RPI

CONF.  
RPI

ADJ CONF.  
RPI

DIV. I ONLY	7- 7	171	7-3	340	261	248	248	24	24
DIV. I NON-CONF.	5- 7	206	0- 0	309	266	247	247	25	25
<hr/>									
TOTALS	RPI 1-25	RPI 26-50	W-L RECORDS	RPI 51-100	RPI 101-150	RPI 150+			
7- 7	0- 0	0- 2	OVERALL	0- 0	0- 2	7- 3			
5- 0	0- 0	0- 0	HOME	0- 0	0- 0	5- 0			
2- 7	0- 0	0- 2	AWAY	0- 0	0- 2	2- 3			
0- 0	0- 0	0- 0	NEUTRAL	0- 0	0- 0	0- 0			
5- 7	0- 0	0- 2	NON-CONFERENCE	0- 0	0- 2	5- 3			
3- 0	0- 0	0- 0	HOME	0- 0	0- 0	3- 0			
2- 7	0- 0	0- 2	AWAY	0- 0	0- 2	2- 3			
0- 0	0- 0	0- 0	NEUTRAL	0- 0	0- 0	0- 0			
2- 0	0- 0	0- 0	CONFERENCE	0- 0	0- 0	2- 0			
2- 0	0- 0	0- 0	HOME	0- 0	0- 0	2- 0			
0- 0	0- 0	0- 0	AWAY	0- 0	0- 0	0- 0			
0- 0	0- 0	0- 0	NEUTRAL	0- 0	0- 0	0- 0			

RPI	S	Opponent	Score	RPI	S	Opponent	Score	RPI	S	Opponent	Score	RPI	S	Opponent	Score
32	A	Georgi a Tech	40 81	43	A	Cl emson	77 85	107	A	Appal achian St.	70 94	139	A	Charlotte	63 85
								200	A	UNC Asheville	46 60	210	H	Gardner-Webb	59 53
								276	H	Winthrop	70 53	284	A	Ga. Southern	81 65
								306	H	Col. of Charleston	78 58	316	H	Western Caro.	91 65
								319	A	Presbyterian	50 61	323	H	UNC Greensboro	93 66
								347	A	Longwood	101 72	348	A	N. C. Central	59 66
<hr/>															
LAST 12 Division I GAMES:															
323	H	UNC Greensboro	93 66	107	A	Appal achian St.	70 94	348	A	N. C. Central	59 66	347	A	Longwood	101 72
316	H	Western Caro.	91 65	200	A	UNC Asheville	46 60	210	H	Gardner-Webb	59 53	276	H	Winthrop	70 53
32	A	Georgi a Tech	40 81	276	H	Winthrop	70 53								
306	H	Col. of Charleston	78 58												
319	A	Presbyterian	50 61												
139	A	Charlotte	63 85												

Non-Div I Games:

Warren Wilson

107 30

Southern Wesleyan

110 47

Brevard

106 52

Wofford

Average RPI Win:	198	WON-LOST	WINNING	LAST 10	STRENGTH OF	OPP. STRENGTH	TEAM	ADJ.	CONF.	ADJ CONF.
Average RPI Loss:	131	RECORD	PCT. RANK	GAMES	SCHEDULE	OF SCHEDULE	RPI	RPI	RPI	RPI

DIV. I ONLY	12- 4	51	9-1	221	150	83	83	19	19
DIV. I NON-CONF.	7- 4	109	0- 0	166	168	93	93	18	18
TOTALS	RPI 1-25	RPI 26-50	W-L RECORDS	RPI 51-100	RPI 101-150	RPI 150+			
12- 4	0- 0	1- 1	OVERALL	1- 1	2- 1	8- 1			
3- 1	0- 0	1- 0	HOME	1- 1	0- 0	1- 0			
5- 3	0- 0	0- 1	AWAY	0- 0	1- 1	4- 1			
4- 0	0- 0	0- 0	NEUTRAL	0- 0	1- 0	3- 0			
7- 4	0- 0	0- 1	NON-CONFERENCE	1- 1	1- 1	5- 1			
1- 1	0- 0	0- 0	HOME	1- 1	0- 0	0- 0			
2- 3	0- 0	0- 1	AWAY	0- 0	0- 1	2- 1			
4- 0	0- 0	0- 0	NEUTRAL	0- 0	1- 0	3- 0			
5- 0	0- 0	1- 0	CONFERENCE	0- 0	1- 0	3- 0			
2- 0	0- 0	1- 0	HOME	0- 0	0- 0	1- 0			
3- 0	0- 0	0- 0	AWAY	0- 0	1- 0	2- 0			
0- 0	0- 0	0- 0	NEUTRAL	0- 0	0- 0	0- 0			

RPI S Opponent	Score	RPI S Opponent	Score	RPI S Opponent	Score	RPI S Opponent	Score
31 A Michigan St.	68 84	61 H Belmont	63 79	120 N Marist	76 60	136 A IUPUI	78 75
42 H Green Bay	85 67	62 H Kent St.	61 55	139 A Charlotte	85 88	157 N Drexel	71 63
				184 H Milwaukee	61 57	232 A UNLV	68 52
				235 N Hofstra	93 64	251 N Stetson	57 44
				273 A Northern Ky.	61 55	291 A CSU Bakersfield	74 76
						337 A UIC	79 46
						342 A Manhattan	60 44
LAST 12 Division I GAMES:							
273 A Northern Ky.	61 55	337 A UIC	79 46				
184 H Milwaukee	61 57	136 A IUPUI	78 75				
42 H Green Bay	85 67	139 A Charlotte	85 88				
120 N Marist	76 60	342 A Manhattan	60 44				
251 N Stetson	57 44	157 N Drexel	71 63				
235 N Hofstra	93 64	62 H Kent St.	61 55				

Non-Div I Games: Kentucky St. 83 53

Wright St.

Average RPI Win: 149

Average RPI Loss: 88

WON-LOST  
RECORDWINNING  
PCT. RANKLAST 10  
GAMESSTRENGTH OF  
SCHEDULEOPP. STRENGTH  
OF SCHEDULETEAM  
RPIADJ.  
RPICONF.  
RPIADJ CONF.  
RPIDIV. I ONLY  
DIV. I NON-CONF.7- 4  
5- 2101  
827-3  
0- 067  
4290  
6160  
2760  
2712  
1012  
10

TOTALS

RPI 1-25

RPI 26-50

W-L RECORDS

RPI 51-100

RPI 101-150

RPI 150+

7- 4  
6- 0  
0- 4  
1- 00- 0  
0- 0  
0- 0  
0- 01- 0  
1- 0  
0- 0  
0- 0OVERALL  
HOME  
AWAY  
NEUTRAL0- 3  
0- 0  
0- 3  
0- 02- 0  
2- 0  
0- 0  
0- 04- 1  
3- 0  
0- 1  
1- 05- 2  
4- 0  
0- 2  
1- 00- 0  
0- 0  
0- 0  
0- 01- 0  
1- 0  
0- 0  
0- 0NON-CONFERENCE  
HOME  
AWAY  
NEUTRAL0- 2  
0- 0  
0- 2  
0- 02- 0  
2- 0  
0- 0  
0- 02- 0  
1- 0  
0- 0  
1- 02- 2  
2- 0  
0- 2  
0- 00- 0  
0- 0  
0- 0  
0- 00- 0  
0- 0  
0- 0  
0- 0CONFERENCE  
HOME  
AWAY  
NEUTRAL0- 1  
0- 0  
0- 1  
0- 00- 0  
0- 0  
0- 0  
0- 02- 1  
2- 0  
0- 1  
0- 0

RPI 1-25

RPI 26-50

RPI 51-100

Team's RPI: 60

RPI 101+

RPI S Opponent Score

RPI S Opponent Score  
26 H South Dakota St. 77 70RPI S Opponent Score  
53 A Saint Mary's (CA) 84 90  
64 A Boise St. 64 72  
74 A Pacific 64 70RPI S Opponent Score  
110 H Idaho 64 61  
113 H Montana St. 66 58  
160 A Utah St. 42 50  
161 H Denver 78 74  
197 H San Diego St. 87 45  
202 N North Texas 53 49  
232 H UNLV 90 62

LAST 12 Division I GAMES:

160 A Utah St.	42 50	64 A Boise St.	64 72
197 H San Diego St.	87 45	26 H South Dakota St.	77 70
232 H UNLV	90 62	110 H Idaho	64 61
202 N North Texas	53 49	161 H Denver	78 74
53 A Saint Mary's (CA)	84 90	113 H Montana St.	66 58
		74 A Pacific	64 70

W  
y  
o  
m  
i  
n  
gW  
y  
o  
m  
i  
n  
g

Non-Div I Games: Chadron St. 80 33 UC-Colo. Springs 98 37

Wyoming

Loss, Non-Conf, S Site, H Home A Away N Neutral

Average RPI Win:	222	WON-LOST	WINNING	LAST 10	STRENGTH OF	OPP. STRENGTH	TEAM	ADJ.	CONF.	ADJ CONF.
Average RPI Loss:	80	RECORD	PCT. RANK	GAMES	SCHEDULE	OF SCHEDULE	RPI	RPI	RPI	RPI
DIV. I ONLY	10- 6	102	5-5	174	130	165	165	5	5	
DIV. I NON-CONF.	9- 2	43	0- 0	282	234	128	128	4	4	
-----										
TOTALS	RPI 1-25	RPI 26-50	W-L RECORDS	RPI 51-100	RPI 101-150	RPI 150+				
10- 6	0- 1	0- 1	OVERALL	2- 2	1- 2	7- 0				
9- 3	0- 1	0- 0	HOME	1- 1	1- 1	7- 0				
1- 3	0- 0	0- 1	AWAY	1- 1	0- 1	0- 0				
0- 0	0- 0	0- 0	NEUTRAL	0- 0	0- 0	0- 0				
9- 2	0- 0	0- 0	NON-CONFERENCE	1- 0	1- 2	7- 0				
8- 1	0- 0	0- 0	HOME	0- 0	1- 1	7- 0				
1- 1	0- 0	0- 0	AWAY	1- 0	0- 1	0- 0				
0- 0	0- 0	0- 0	NEUTRAL	0- 0	0- 0	0- 0				
1- 4	0- 1	0- 1	CONFERENCE	1- 2	0- 0	0- 0				
1- 2	0- 1	0- 0	HOME	1- 1	0- 0	0- 0				
0- 2	0- 0	0- 1	AWAY	0- 1	0- 0	0- 0				
0- 0	0- 0	0- 0	NEUTRAL	0- 0	0- 0	0- 0				

RPI 1-25				RPI 26-50				RPI 51-100				RPI 101+				Team's RPI: 165
RPI	S	Opponent	Score	RPI	S	Opponent	Score	RPI	S	Opponent	Score	RPI	S	Opponent	Score	
16	H	Butler	41 63	41	A	Villanova	71 75	88	H	Seton Hall	63 62	102	H	Minnesota	53 78	
								90	A	Wake Forest	62 50	125	H	Tennessee Tech	70 60	
								92	A	Georgetown	61 68	129	A	Cincinnati	61 79	
								100	H	St. John's (NY)	57 76	155	H	North Ala.	94 81	
												230	H	Bowling Green	65 49	
												261	H	Alabama St.	87 58	
												279	H	New Orleans	61 45	
												298	H	Fairfield	48 35	
												343	H	Chicago St.	91 57	
												346	H	Delaware St.	80 59	
LAST 12 Division I GAMES:																
16	H	Butler	41 63	92	A	Georgetown	61 68									
88	H	Seton Hall	63 62	279	H	New Orleans	61 45									
100	H	St. John's (NY)	57 76	261	H	Alabama St.	87 58									
41	A	Villanova	71 75	129	A	Cincinnati	61 79									
230	H	Bowling Green	65 49	346	H	Delaware St.	80 59									
90	A	Wake Forest	62 50	155	H	North Ala.	94 81									

Non-Div I Games:

Xavier

Y  
a  
l  
e

Y  
a  
l  
e

Yal e

Average RPI	Win: 237	WON-LOST	WINNING	LAST 10	STRENGTH OF	OPP. STRENGTH	TEAM	ADJ.	CONF.	ADJ CONF.
Average RPI	Loss: 91	RECORD	PCT. RANK	GAMES	SCHEDULE	OF SCHEDULE	RPI	RPI	RPI	RPI
DIV. I ONLY	10- 5	83	7-3	214	220	126	126	19	19	
DIV. I NON-CONF.	6- 3	91	0- 0	87	254	74	74	18	18	
-----										
TOTALS	RPI 1-25	RPI 26-50	W-L RECORDS	RPI 51-100	RPI 101-150	RPI 150+				
10- 5	0- 0	0- 1	OVERALL	1- 2	1- 1	8- 1				
6- 1	0- 0	0- 0	HOME	0- 0	1- 1	5- 0				
4- 4	0- 0	0- 1	AWAY	1- 2	0- 0	3- 1				
0- 0	0- 0	0- 0	NEUTRAL	0- 0	0- 0	0- 0				
6- 3	0- 0	0- 0	NON-CONFERENCE	1- 2	0- 1	5- 0				
4- 1	0- 0	0- 0	HOME	0- 0	0- 1	4- 0				
2- 2	0- 0	0- 0	AWAY	1- 2	0- 0	1- 0				
0- 0	0- 0	0- 0	NEUTRAL	0- 0	0- 0	0- 0				
4- 2	0- 0	0- 1	CONFERENCE	0- 0	1- 0	3- 1				
2- 0	0- 0	0- 0	HOME	0- 0	1- 0	1- 0				
2- 2	0- 0	0- 1	AWAY	0- 0	0- 0	2- 1				
0- 0	0- 0	0- 0	NEUTRAL	0- 0	0- 0	0- 0				

RPI 1-25				RPI 26-50				RPI 51-100				RPI 101+				Team's RPI: 126
RPI	S	Opponent	Score	RPI	S	Opponent	Score	RPI	S	Opponent	Score	RPI	S	Opponent	Score	
				42	A	Green Bay	42 60	56	A	Bucknell	68 73	109	H	Yale	56 58	
								62	A	Kent St.	34 62	136	H	IUPUI	70 52	
								80	A	Pittsburgh	64 55	177	H	Akron	72 61	
												184	A	Milwaukee	68 71	
												223	H	Saint Francis (PA)	80 56	
												242	H	Loyola Chicago	74 63	
												263	H	Robert Morris	69 59	
												288	A	Oakland	69 55	
												294	A	Canisius	62 36	
												332	A	Detroit Mercy	85 59	
												337	H	UIC	81 29	
LAST 12 Division I GAMES:																
				42	A	Green Bay	42 60	288	A	Oakland	69 55					
				184	A	Milwaukee	68 71	332	A	Detroit Mercy	85 59					
				136	H	IUPUI	70 52	56	A	Bucknell	68 73					
				337	H	UIC	81 29	223	H	Saint Francis (PA)	80 56					
				109	H	Yale	56 58	294	A	Canisius	62 36					
				62	A	Kent St.	34 62	177	H	Akron	72 61					

Non-Div I Games: Thiel 76 53 Carlow 90 31

Youngstown St.