

Average RPI Win:	278	WON-LOST	WINNING	LAST 10	STRENGTH OF	OPP. STRENGTH	TEAM	ADJ.	CONF.	ADJ CONF.
Average RPI Loss:	162	RECORD	PCT. RANK	GAMES	SCHEDULE	OF SCHEDULE	RPI	RPI	RPI	RPI
DIV. I ONLY	7- 6	151	6-4	286	246	190	190	25	25	
DIV. I NON-CONF.	3- 4	201	2-2	291	149	204	204	23	23	
TOTALS	RPI 1-25	RPI 26-50	W-L RECORDS	RPI 51-100	RPI 101-150	RPI 150+				
7- 6	0- 2	0- 0	OVERALL	0- 0	1- 1	6- 3				
3- 1	0- 0	0- 0	HOME	0- 0	0- 1	3- 0				
3- 5	0- 2	0- 0	AWAY	0- 0	1- 0	2- 3				
1- 0	0- 0	0- 0	NEUTRAL	0- 0	0- 0	1- 0				
3- 4	0- 2	0- 0	NON-CONFERENCE	0- 0	0- 0	3- 2				
1- 0	0- 0	0- 0	HOME	0- 0	0- 0	1- 0				
1- 4	0- 2	0- 0	AWAY	0- 0	0- 0	1- 2				
1- 0	0- 0	0- 0	NEUTRAL	0- 0	0- 0	1- 0				
4- 2	0- 0	0- 0	CONFERENCE	0- 0	1- 1	3- 1				
2- 1	0- 0	0- 0	HOME	0- 0	0- 1	2- 0				
2- 1	0- 0	0- 0	AWAY	0- 0	1- 0	1- 1				
0- 0	0- 0	0- 0	NEUTRAL	0- 0	0- 0	0- 0				

RPI 1-25				RPI 26-50				RPI 51-100				RPI 101+ Team's RPI: 190			
RPI	S	Opponent	Score	RPI	S	Opponent	Score	RPI	S	Opponent	Score	RPI	S	Opponent	Score
1	A	Missouri St.	51 79									118	A	Abilene Christian	70 58
20	A	Texas A&M	48 85									148	H	SFA	44 66
												234	H	Central Ark.	67 47
												261	A	Southeastern La.	44 48
												263	A	Texas St.	48 57
												279	A	South Alabama	82 83
												297	H	Nicholls St.	55 49
												308	N	Prairie View	64 52
												324	A	UTRGV	59 54
												324	H	UTRGV	61 50
												344	A	Northwestern St.	72 59
LAST 10 Division I															
118	A	Abilene Christian	70 58	234	H	Central Ark.	67 47								
148	H	SFA	44 66	297	H	Nicholls St.	55 49								
261	A	Southeastern La.	44 48	324	A	UTRGV	59 54								
344	A	Northwestern St.	72 59	263	A	Texas St.	48 57								
20	A	Texas A&M	48 85	324	H	UTRGV	61 50								

Non-Div I Games: UNKNOWN 75 55 Huston-Tillotson 63 49 Texas Wesleyan 90 52

A&M-Corpus Christi

Loss, Non-Conf, S Site, H Home A Away N Neutral

Average RPI Win:	216	WON-LOST	WINNING	LAST 10	STRENGTH OF	OPP. STRENGTH	TEAM	ADJ.	CONF.	ADJ CONF.
Average RPI Loss:	107	RECORD	PCT. RANK	GAMES	SCHEDULE	OF SCHEDULE	RPI	RPI	RPI	RPI
DIV. I ONLY	8- 2	38	8-2	306	83	118	118	25	25	
DIV. I NON-CONF.	4- 1	54	4-1	249	34	59	59	23	23	
TOTALS	RPI 1-25	RPI 26-50	W-L RECORDS	RPI 51-100	RPI 101-150	RPI 150+				
8- 2	0- 1	0- 0	OVERALL	1- 0	0- 0	7- 1				
4- 1	0- 0	0- 0	HOME	1- 0	0- 0	3- 1				
4- 1	0- 1	0- 0	AWAY	0- 0	0- 0	4- 0				
0- 0	0- 0	0- 0	NEUTRAL	0- 0	0- 0	0- 0				
4- 1	0- 1	0- 0	NON-CONFERENCE	0- 0	0- 0	4- 0				
2- 0	0- 0	0- 0	HOME	0- 0	0- 0	2- 0				
2- 1	0- 1	0- 0	AWAY	0- 0	0- 0	2- 0				
0- 0	0- 0	0- 0	NEUTRAL	0- 0	0- 0	0- 0				
4- 1	0- 0	0- 0	CONFERENCE	1- 0	0- 0	3- 1				
2- 1	0- 0	0- 0	HOME	1- 0	0- 0	1- 1				
2- 0	0- 0	0- 0	AWAY	0- 0	0- 0	2- 0				
0- 0	0- 0	0- 0	NEUTRAL	0- 0	0- 0	0- 0				

RPI 1-25				RPI 26-50				RPI 51-100				RPI 101+ Team's RPI: 118			
RPI	S	Opponent	Score	RPI	S	Opponent	Score	RPI	S	Opponent	Score	RPI	S	Opponent	Score
23	A	Oklahoma	65 78					98	H	New Orleans	76 62	152	A	Portland	76 69
												153	A	Wright St.	83 64
												187	H	Lamar University	78 72
												190	H	A&M-Corpus Christi	58 70
												216	H	Tulsa	73 63
												297	A	Nicholls St.	95 84
												301	H	New Mexico St.	67 54
												320	A	McNeese	90 73
LAST 10 Division I															
190	H	A&M-Corpus Christi	58 70	98	H	New Orleans	76 62	216	H	Tulsa	73 63	152	A	Portland	76 69
320	A	McNeese	90 73	216	H	Tulsa	73 63	152	A	Portland	76 69	23	A	Oklahoma	65 78
187	H	Lamar University	78 72	152	A	Portland	76 69	23	A	Oklahoma	65 78	153	A	Wright St.	83 64
301	H	New Mexico St.	67 54	23	A	Oklahoma	65 78								
297	A	Nicholls St.	95 84	153	A	Wright St.	83 64								

Non-Div I Games: Howard Payne 96 38 Schreiner 110 37 Southwest (NM) 104 52 McMurry 111 43
Abilene Christian

Loss, Non-Conf, S Site, H Home A Away N Neutral

Average RPI Win:	304	WON-LOST	WINNING	LAST 10	STRENGTH OF	OPP. STRENGTH	TEAM	ADJ.	CONF.	ADJ CONF.
Average RPI Loss:	180	RECORD	PCT. RANK	GAMES	SCHEDULE	OF SCHEDULE	RPI	RPI	RPI	RPI
DIV. I ONLY	3- 13	315	2-8	250	247	307	307	19	19	
DIV. I NON-CONF.	1- 9	326	0-4	257	251	334	334	25	25	
TOTALS	RPI 1-25	RPI 26-50	W-L RECORDS	RPI 51-100	RPI 101-150	RPI 150+				
3- 13	0- 0	0- 1	OVERALL	0- 1	0- 1	3- 10				
1- 6	0- 0	0- 0	HOME	0- 0	0- 0	1- 6				
2- 7	0- 0	0- 1	AWAY	0- 1	0- 1	2- 4				
0- 0	0- 0	0- 0	NEUTRAL	0- 0	0- 0	0- 0				
1- 9	0- 0	0- 1	NON-CONFERENCE	0- 1	0- 0	1- 7				
1- 3	0- 0	0- 0	HOME	0- 0	0- 0	1- 3				
0- 6	0- 0	0- 1	AWAY	0- 1	0- 0	0- 4				
0- 0	0- 0	0- 0	NEUTRAL	0- 0	0- 0	0- 0				
2- 4	0- 0	0- 0	CONFERENCE	0- 0	0- 1	2- 3				
0- 3	0- 0	0- 0	HOME	0- 0	0- 0	0- 3				
2- 1	0- 0	0- 0	AWAY	0- 0	0- 1	2- 0				
0- 0	0- 0	0- 0	NEUTRAL	0- 0	0- 0	0- 0				

RPI 1-25			RPI 26-50			RPI 51-100			RPI 101+			Team's RPI: 307
RPI	S	Opponent	Score	RPI	S	Opponent	Score	RPI	S	Opponent	Score	
				38	A	Arizona St.	56 87	77	A	Tennessee	54 81	
								107	A	Boise St.	61 70	
								152	H	Portland	56 72	
								165	H	New Mexico	53 75	
								185	A	Northern Colo.	62 72	
								191	H	San Diego	59 70	
								200	H	UNLV	60 67	
								203	A	Cal St. Fullerton	70 79	
								223	H	Wyoming	63 65	
								249	H	Army West Point	66 68	
								273	A	Navy	59 67	
								277	A	Long Beach St.	68 74	
								292	A	Utah St.	62 45	
								303	A	Nevada	68 61	
								317	H	NJIT	68 48	
LAST 10 Division I												
				107	A	Boise St.	61 70	277	A	Long Beach St.	68 74	
				165	H	New Mexico	53 75	303	A	Nevada	68 61	
				292	A	Utah St.	62 45	223	H	Wyoming	63 65	
				200	H	UNLV	60 67	77	A	Tennessee	54 81	
				203	A	Cal St. Fullerton	70 79	273	A	Navy	59 67	

Non-Div I Games: Neb. Wesleyan 93 42

Air Force

■ Loss,
 ■ Non-Conf, S Site,
 ■ Home
 ■ Away
 N Neutral

Average RPI Loss: 112

Average RPI Win:	247	WON-LOST	WINNING	LAST 10	STRENGTH OF	OPP. STRENGTH	TEAM	ADJ.	CONF.	ADJ CONF.
Average RPI Loss:	112	RECORD	PCT. RANK	GAMES	SCHEDULE	OF SCHEDULE	RPI	RPI	RPI	RPI
DIV. I ONLY		8- 7	154	4-6	182	211	180	180	10	10
DIV. I NON-CONF.		7- 4	100	3-3	234	273	157	157	10	10
TOTALS	RPI 1-25		RPI 26-50	W-L RECORDS		RPI 51-100	RPI 101-150		RPI 150+	
8- 7	0- 0		0- 1	OVERALL		1- 1	0- 3		7- 2	
3- 4	0- 0		0- 1	HOME		1- 1	0- 2		2- 0	
3- 3	0- 0		0- 0	AWAY		0- 0	0- 1		3- 2	
2- 0	0- 0		0- 0	NEUTRAL		0- 0	0- 0		2- 0	
7- 4	0- 0		0- 0	NON-CONFERENCE		1- 1	0- 2		6- 1	
3- 2	0- 0		0- 0	HOME		1- 1	0- 1		2- 0	
2- 2	0- 0		0- 0	AWAY		0- 0	0- 1		2- 1	
2- 0	0- 0		0- 0	NEUTRAL		0- 0	0- 0		2- 0	
1- 3	0- 0		0- 1	CONFERENCE		0- 0	0- 1		1- 1	
0- 2	0- 0		0- 1	HOME		0- 0	0- 1		0- 0	
1- 1	0- 0		0- 0	AWAY		0- 0	0- 0		1- 1	
0- 0	0- 0		0- 0	NEUTRAL		0- 0	0- 0		0- 0	

RPI 1-25				RPI 26-50				RPI 51-100				RPI 101+				Team's RPI: 180	
RPI	S	Opponent	Score	RPI	S	Opponent	Score	RPI	S	Opponent	Score	RPI	S	Opponent	Score		
				26	H	Central Mich.	72 77	59	H	Michigan	71 80	113	H	Duquesne	63 88		
								85	H	N.C. A&T	64 52	126	H	Western Mich.	51 56		
												141	A	Butler	55 76		
												158	A	Cleveland St.	62 66		
												164	A	Toledo	61 65		
												183	H	Youngstown St.	91 62		
												197	A	Bowling Green	76 73		
												274	A	St. Bonaventure	63 54		
												293	N	Denver	88 72		
												299	N	Morgan St.	52 45		
												321	H	Purdue Fort Wayne	64 53		
												322	A	Detroit Mercy	81 60		
LAST 10 Division I																	
				164	A	Toledo	61 65	293	N	Denver	88 72						
				197	A	Bowling Green	76 73	85	H	N.C. A&T	64 52						
				126	H	Western Mich.	51 56	141	A	Butler	55 76						
				26	H	Central Mich.	72 77	113	H	Duquesne	63 88						
				299	N	Morgan St.	52 45	158	A	Cleveland St.	62 66						

Non-Div I Games:

Akron

Loss, Non-Conf, S Site, H Home A Away N Neutral

Alabama

Through Games Of Jan. 15, 2020

Through Games of Jan. 15, 1910										
Average RPI Win: 179		WON-LOST	WINNING	LAST 10	STRENGTH OF	OPP. STRENGTH	TEAM	ADJ.	CONF.	ADJ CONF.
Average RPI Loss: 72		RECORD	PCT. RANK	GAMES	SCHEDULE	OF SCHEDULE	RPI	RPI	RPI	RPI
DIV. I ONLY		11- 6	87	6-4	67	80	71	71	5	5
DIV. I NON-CONF.		10- 3	60	5-1	163	174	86	86	5	5

TOTALS	RPI 1-25		RPI 26-50		W-L RECORDS		RPI 51-100		RPI 101-150	RPI 150+
11- 6	0- 2		1- 1		OVERALL		1- 1		3- 1	6- 1
6- 4	0- 2		0- 0		HOME		1- 1		1- 0	4- 1
4- 1	0- 0		0- 1		AWAY		0- 0		2- 0	2- 0
1- 1	0- 0		1- 0		NEUTRAL		0- 0		0- 1	0- 0
10- 3	0- 0		1- 0		NON-CONFERENCE		1- 1		2- 1	6- 1
6- 2	0- 0		0- 0		HOME		1- 1		1- 0	4- 1
3- 0	0- 0		0- 0		AWAY		0- 0		1- 0	2- 0
1- 1	0- 0		1- 0		NEUTRAL		0- 0		0- 1	0- 0
1- 3	0- 2		0- 1		CONFERENCE		0- 0		1- 0	0- 0
0- 2	0- 2		0- 0		HOME		0- 0		0- 0	0- 0
1- 1	0- 0		0- 1		AWAY		0- 0		1- 0	0- 0
0- 0	0- 0		0- 0		NEUTRAL		0- 0		0- 0	0- 0

RPI	S	Opponent	Score	RPI	S	Opponent	Score	RPI	S	Opponent	Score	RPI	S	Opponent	Score
2	H	South Carolina	78 93	34	A	LSU	60 71	68	H	North Carolina	83 77	108	H	Colgate	72 52
19	H	Kentucky	71 81	37	N	UNI	87 77	89	H	Iowa St.	66 75	109	N	Southern California	57 60
												137	A	Tulane	66 56
												150	A	Auburn	75 48
												170	A	Clemson	67 54
												176	H	Hampton	61 64
												181	H	Bethune-Cookman	60 49
												261	H	Southeastern La.	87 50
												262	H	Radford	85 51
												279	A	South Alabama	74 62
												316	H	Mercer	111 56
LAST 10 Division I															
150	A	Auburn	75 48	262	H	Radford	85 51								
19	H	Kentucky	71 81	181	H	Bethune-Cookman	60 49								
2	H	South Carolina	78 93	68	H	North Carolina	83 77								
34	A	LSU	60 71	108	H	Colgate	72 52								
261	H	Southeastern La.	87 50	89	H	Iowa St.	66 75								

Non-Div I Games:

Alabama

■ Loss,
 ■ Non-Conf, S Site,
 ■ Home
 ■ Away
 N Neutral

Average RPI Win:	309	WON-LOST	WINNING	LAST 10	STRENGTH OF	OPP. STRENGTH	TEAM	ADJ.	CONF.	ADJ CONF.
Average RPI Loss:	174	RECORD	PCT. RANK	GAMES	SCHEDULE	OF SCHEDULE	RPI	RPI	RPI	RPI
DIV. I ONLY	6- 9	223	4-6	320	313	280	280	31	31	
DIV. I NON-CONF.	4- 7	225	2-4	222	316	214	214	29	29	
TOTALS	RPI 1-25	RPI 26-50	W-L RECORDS	RPI 51-100	RPI 101-150	RPI 150+				
6- 9	0- 0	0- 0	OVERALL	0- 2	0- 2	6- 5				
2- 2	0- 0	0- 0	HOME	0- 1	0- 1	2- 0				
4- 6	0- 0	0- 0	AWAY	0- 1	0- 1	4- 4				
0- 1	0- 0	0- 0	NEUTRAL	0- 0	0- 0	0- 1				
4- 7	0- 0	0- 0	NON-CONFERENCE	0- 2	0- 2	4- 3				
0- 2	0- 0	0- 0	HOME	0- 1	0- 1	0- 0				
4- 4	0- 0	0- 0	AWAY	0- 1	0- 1	4- 2				
0- 1	0- 0	0- 0	NEUTRAL	0- 0	0- 0	0- 1				
2- 2	0- 0	0- 0	CONFERENCE	0- 0	0- 0	2- 2				
2- 0	0- 0	0- 0	HOME	0- 0	0- 0	2- 0				
0- 2	0- 0	0- 0	AWAY	0- 0	0- 0	0- 2				
0- 0	0- 0	0- 0	NEUTRAL	0- 0	0- 0	0- 0				

RPI 1-25			RPI 26-50			RPI 51-100			RPI 101+			Team's RPI: 280
RPI	S	Opponent	Score	RPI	S	Opponent	Score	RPI	S	Opponent	Score	
						58 A Nebraska	46 68	117 A Cincinnati		47 62		
						83 H North Florida	64 73	144 H Austin Peay		61 67		
								173 N North Ala.		65 80		
								177 A Jackson St.		53 67		
								179 A Memphis		71 79		
								259 H Ark.-Pine Bluff		74 55		
								282 A San Diego St.		61 53		
								293 A Denver		86 83		
								304 A California Baptist		55 60		
								319 A Georgia St.		67 52		
								327 A Grambling		59 69		
								350 H Mississippi Val.		68 48		
								351 A Florida A&M		77 53		
LAST 10 Division I												
350 H Mississippi Val.		68 48	351 A Florida A&M		77 53	117 A Cincinnati		47 62				
259 H Ark.-Pine Bluff		74 55	144 H Austin Peay		61 67	293 A Denver		86 83				
177 A Jackson St.		53 67	173 N North Ala.		65 80							
327 A Grambling		59 69										
179 A Memphis		71 79										

Non-Div I Games:

Alabama A&M

■ Loss,
 ■ Non-Conf,
 ■ S Site,
 ■ H Home
 ■ A Away
 N Neutral

Average RPI Win:	329	WON-LOST	WINNING	LAST 10	STRENGTH OF	OPP. STRENGTH	TEAM	ADJ.	CONF.	ADJ CONF.
Average RPI Loss:	139	RECORD	PCT. RANK	GAMES	SCHEDULE	OF SCHEDULE	RPI	RPI	RPI	RPI
DIV. I ONLY	3- 10	300	2-8	282	125	305	305	31	31	
DIV. I NON-CONF.	1- 8	322	0-6	91	47	284	284	29	29	
TOTALS	RPI 1-25	RPI 26-50	W-L RECORDS	RPI 51-100	RPI 101-150	RPI 150+				
3- 10	0- 2	0- 0	OVERALL	0- 1	0- 2	3- 5				
2- 3	0- 0	0- 0	HOME	0- 0	0- 1	2- 2				
1- 7	0- 2	0- 0	AWAY	0- 1	0- 1	1- 3				
0- 0	0- 0	0- 0	NEUTRAL	0- 0	0- 0	0- 0				
1- 8	0- 2	0- 0	NON-CONFERENCE	0- 1	0- 2	1- 3				
1- 2	0- 0	0- 0	HOME	0- 0	0- 1	1- 1				
0- 6	0- 2	0- 0	AWAY	0- 1	0- 1	0- 2				
0- 0	0- 0	0- 0	NEUTRAL	0- 0	0- 0	0- 0				
2- 2	0- 0	0- 0	CONFERENCE	0- 0	0- 0	2- 2				
1- 1	0- 0	0- 0	HOME	0- 0	0- 0	1- 1				
1- 1	0- 0	0- 0	AWAY	0- 0	0- 0	1- 1				
0- 0	0- 0	0- 0	NEUTRAL	0- 0	0- 0	0- 0				

RPI 1-25				RPI 26-50				RPI 51-100				RPI 101+ Team's RPI: 305			
RPI	S	Opponent	Score	RPI	S	Opponent	Score	RPI	S	Opponent	Score	RPI	S	Opponent	Score
2	A	South Carolina	43 103					75	A	South Fla.	29 80	119	A	Wisconsin	67 85
11	A	DePaul	76 105									149	H	Samford	48 83
												170	A	Clemson	43 76
												173	H	North Ala.	60 81
												177	A	Jackson St.	62 94
												250	A	Ole Miss	66 93
												259	H	Ark.-Pine Bluff	62 73
												309	H	Jacksonville St.	68 63
												327	A	Grambling	73 59
												350	H	Mississippi Val.	77 64
LAST 10 Division I															
259	H	Ark.-Pine Bluff	62 73	173	H	North Ala.	60 81								
350	H	Mississippi Val.	77 64	11	A	DePaul	76 105								
327	A	Grambling	73 59	119	A	Wisconsin	67 85								
177	A	Jackson St.	62 94	75	A	South Fla.	29 80								
250	A	Ole Miss	66 93	149	H	Samford	48 83								

Non-Div I Games: Mobile 76 66 Paine 84 58

Alabama St.

Loss, Non-Conf, S Site, H Home A Away N Neutral

Average RPI Win:	255	WON-LOST	WINNING	LAST 10	STRENGTH OF	OPP. STRENGTH	TEAM	ADJ.	CONF.	ADJ CONF.
Average RPI Loss:	224	RECORD	PCT. RANK	GAMES	SCHEDULE	OF SCHEDULE	RPI	RPI	RPI	RPI
DIV. I ONLY	5- 11	261	4-6	324	306	325	325	28	28	
DIV. I NON-CONF.	3- 9	279	2-4	330	307	330	330	28	28	
TOTALS	RPI 1-25	RPI 26-50	W-L RECORDS	RPI 51-100	RPI 101-150	RPI 150+				
5- 11	0- 0	0- 0	OVERALL	0- 2	0- 0	5- 9				
3- 6	0- 0	0- 0	HOME	0- 0	0- 0	3- 6				
2- 5	0- 0	0- 0	AWAY	0- 2	0- 0	2- 3				
0- 0	0- 0	0- 0	NEUTRAL	0- 0	0- 0	0- 0				
3- 9	0- 0	0- 0	NON-CONFERENCE	0- 2	0- 0	3- 7				
1- 5	0- 0	0- 0	HOME	0- 0	0- 0	1- 5				
2- 4	0- 0	0- 0	AWAY	0- 2	0- 0	2- 2				
0- 0	0- 0	0- 0	NEUTRAL	0- 0	0- 0	0- 0				
2- 2	0- 0	0- 0	CONFERENCE	0- 0	0- 0	2- 2				
2- 1	0- 0	0- 0	HOME	0- 0	0- 0	2- 1				
0- 1	0- 0	0- 0	AWAY	0- 0	0- 0	0- 1				
0- 0	0- 0	0- 0	NEUTRAL	0- 0	0- 0	0- 0				

RPI 1-25				RPI 26-50				RPI 51-100				RPI 101+ Team's RPI: 325			
RPI	S	Opponent	Score	RPI	S	Opponent	Score	RPI	S	Opponent	Score	RPI	S	Opponent	Score
								70	A	Marist	52 76	151	H	Cornell	51 71
								73	A	Syracuse	53 75	169	H	Columbia	82 78
												192	H	Boston U.	58 60
												193	H	Binghamton	56 53
												246	H	Vermont	58 49
												247	H	Lafayette	47 54
												252	A	Maine	49 60
												266	H	Monmouth	41 53
												291	H	New Hampshire	47 48
												295	H	St. Francis Brooklyn	41 49
												313	A	Siena	46 52
												314	A	Bryant	55 68
												328	A	Canisius	70 53
												340	A	Central Conn. St.	73 63
LAST 10 Division I															
				291	H	New Hampshire	47 48			314	A	Bryant	55 68		
				252	A	Maine	49 60			295	H	St. Francis Brooklyn	41 49		
				193	H	Binghamton	56 53			313	A	Siena	46 52		
				246	H	Vermont	58 49			340	A	Central Conn. St.	73 63		
				266	H	Monmouth	41 53			328	A	Canisius	70 53		

Non-Div I Games: FDU-Florham 81 21

Albany (NY)

■ Loss,
 ■ Non-Conf,
 ■ S Site,
 ■ H Home
 ■ A Away
 N Neutral

Average RPI Win:	329	WON-LOST	WINNING	LAST 10	STRENGTH OF	OPP. STRENGTH	TEAM	ADJ.	CONF.	ADJ CONF.
Average RPI Loss:	191	RECORD	PCT. RANK	GAMES	SCHEDULE	OF SCHEDULE	RPI	RPI	RPI	RPI
DIV. I ONLY	4- 10	275	4-6	348	227	329	329	31	31	
DIV. I NON-CONF.	2- 8	295	2-4	331	270	333	333	29	29	
TOTALS	RPI 1-25	RPI 26-50	W-L RECORDS	RPI 51-100	RPI 101-150	RPI 150+				
4- 10	0- 0	0- 0	OVERALL	0- 1	0- 1	4- 8				
2- 2	0- 0	0- 0	HOME	0- 0	0- 0	2- 2				
2- 6	0- 0	0- 0	AWAY	0- 1	0- 1	2- 4				
0- 2	0- 0	0- 0	NEUTRAL	0- 0	0- 0	0- 2				
2- 8	0- 0	0- 0	NON-CONFERENCE	0- 0	0- 1	2- 7				
1- 1	0- 0	0- 0	HOME	0- 0	0- 0	1- 1				
1- 5	0- 0	0- 0	AWAY	0- 0	0- 1	1- 4				
0- 2	0- 0	0- 0	NEUTRAL	0- 0	0- 0	0- 2				
2- 2	0- 0	0- 0	CONFERENCE	0- 1	0- 0	2- 1				
1- 1	0- 0	0- 0	HOME	0- 0	0- 0	1- 1				
1- 1	0- 0	0- 0	AWAY	0- 1	0- 0	1- 0				
0- 0	0- 0	0- 0	NEUTRAL	0- 0	0- 0	0- 0				

RPI S	Opponent	Score	RPI S	Opponent	Score	RPI S	Opponent	Score	RPI S	Opponent	Score	Team's RPI: 329
						100 A	Texas Southern	70 105	148 A	SFA	62 67	
									160 H	UAB	65 86	
									170 N	Clemson	46 77	
									177 H	Jackson St.	67 83	
									179 A	Memphis	51 57	
									198 A	UTEP	47 92	
									250 N	Ole Miss	55 73	
									263 A	Texas St.	59 67	
									264 A	North Texas	31 67	
									308 A	Prairie View	68 63	
									327 H	Grambling	80 54	
									330 A	Tennessee St.	62 57	
									351 H	Florida A&M	58 42	
LAST 10 Division I												
327 H	Grambling	80 54	160 H	UAB	65 86							
177 H	Jackson St.	67 83	351 H	Florida A&M	58 42							
100 A	Texas Southern	70 105	170 N	Clemson	46 77							
308 A	Prairie View	68 63	250 N	Ole Miss	55 73							
263 A	Texas St.	59 67	330 A	Tennessee St.	62 57							

Non-Div I Games: Tougaloo 85 61 Louisiana Col. 86 50

Alcorn

Loss, Non-Conf, S Site, H Home A Away N Neutral

American

A
m
e
r
i
c
a
n

American

Page 10

Appalachian St.

Through Games Of Jan. 15, 2020

Average RPI Win:	302	WON-LOST	WINNING	LAST 10	STRENGTH OF	OPP. STRENGTH	TEAM	ADJ.	CONF.	ADJ CONF.
Average RPI Loss:	134	RECORD	PCT. RANK	GAMES	SCHEDULE	OF SCHEDULE	RPI	RPI	RPI	RPI
DIV. I ONLY	4- 11	283	4-6	200	167	276	276	22	22	
DIV. I NON-CONF.	3- 8	268	3-3	225	169	270	270	21	21	
TOTALS	RPI 1-25	RPI 26-50	W-L RECORDS	RPI 51-100	RPI 101-150	RPI 150+				
4- 11	0- 1	0- 0	OVERALL	0- 3	0- 3	4- 4				
2- 3	0- 0	0- 0	HOME	0- 0	0- 1	2- 2				
1- 7	0- 1	0- 0	AWAY	0- 3	0- 2	1- 1				
1- 1	0- 0	0- 0	NEUTRAL	0- 0	0- 0	1- 1				
3- 8	0- 1	0- 0	NON-CONFERENCE	0- 2	0- 2	3- 3				
1- 2	0- 0	0- 0	HOME	0- 0	0- 0	1- 2				
1- 5	0- 1	0- 0	AWAY	0- 2	0- 2	1- 0				
1- 1	0- 0	0- 0	NEUTRAL	0- 0	0- 0	1- 1				
1- 3	0- 0	0- 0	CONFERENCE	0- 1	0- 1	1- 1				
1- 1	0- 0	0- 0	HOME	0- 0	0- 1	1- 0				
0- 2	0- 0	0- 0	AWAY	0- 1	0- 0	0- 1				
0- 0	0- 0	0- 0	NEUTRAL	0- 0	0- 0	0- 0				

RPI 1-25				RPI 26-50				RPI 51-100				RPI 101+ Team's RPI: 276			
RPI	S	Opponent	Score	RPI	S	Opponent	Score	RPI	S	Opponent	Score	RPI	S	Opponent	Score
2	A	South Carolina	50 92					59	A	Michigan	35 62	103	A	UNC Greensboro	47 54
								69	A	Troy	55 84	115	H	UT Arlington	60 82
								87	A	Elon	66 67	135	A	VCU	38 66
												181	N	Bethune-Cookman	44 61
												206	H	ETSU	61 67
												233	H	Gardner-Webb	56 67
												263	H	Texas St.	73 65
												279	A	South Alabama	66 81
												300	A	Wofford	54 51
												316	H	Mercer	77 68
												328	N	Canisius	74 57
LAST 10 Division I															
263	H	Texas St.	73 65	328	N	Canisius	74 57								
115	H	UT Arlington	60 82	181	N	Bethune-Cookman	44 61								
69	A	Troy	55 84	59	A	Michigan	35 62								
279	A	South Alabama	66 81	300	A	Wofford	54 51								
103	A	UNC Greensboro	47 54	316	H	Mercer	77 68								

Non-Div I Games:

Appalachian St.

■ Loss,
 ■ Non-Conf, S Site,
 ■ Home
 ■ Away
 N Neutral

Arizona

Through Games Of Jan. 15, 2020

Average RPI Win:	204	WON-LOST	WINNING	LAST 10	STRENGTH OF	OPP. STRENGTH	TEAM	ADJ.	CONF.	ADJ CONF.
Average RPI Loss:	8	RECORD	PCT. RANK	GAMES	SCHEDULE	OF SCHEDULE	RPI	RPI	RPI	RPI
DIV. I ONLY	13- 3	30	7-3	126	85	50	50	1	1	
DIV. I NON-CONF.	11- 0	1	5-0	318	242	74	74	1	1	
TOTALS	RPI 1-25	RPI 26-50	W-L RECORDS	RPI 51-100	RPI 101-150	RPI 150+				
13- 3	0- 3	1- 0	OVERALL	1- 0	2- 0	9- 0				
7- 2	0- 2	0- 0	HOME	0- 0	1- 0	6- 0				
6- 1	0- 1	1- 0	AWAY	1- 0	1- 0	3- 0				
0- 0	0- 0	0- 0	NEUTRAL	0- 0	0- 0	0- 0				
11- 0	0- 0	0- 0	NON-CONFERENCE	1- 0	1- 0	9- 0				
7- 0	0- 0	0- 0	HOME	0- 0	1- 0	6- 0				
4- 0	0- 0	0- 0	AWAY	1- 0	0- 0	3- 0				
0- 0	0- 0	0- 0	NEUTRAL	0- 0	0- 0	0- 0				
2- 3	0- 3	1- 0	CONFERENCE	0- 0	1- 0	0- 0				
0- 2	0- 2	0- 0	HOME	0- 0	0- 0	0- 0				
2- 1	0- 1	1- 0	AWAY	0- 0	1- 0	0- 0				
0- 0	0- 0	0- 0	NEUTRAL	0- 0	0- 0	0- 0				

RPI 1-25				RPI 26-50				Team's RPI: 50				RPI 51-100				RPI 101+			
RPI	S	Opponent	Score	RPI	S	Opponent	Score	RPI	S	Opponent	Score	RPI	S	Opponent	Score	RPI	S	Opponent	Score
5	H	Oregon St.	61 63	38	A	Arizona St.	58 53	60	A	Texas	83 58	109	A	Southern California	65 57	143	H	Santa Clara	65 52
6	A	UCLA	58 70									161	H	North Dakota	74 42	171	A	Montana	77 42
13	H	Oregon	64 71									198	A	UTEP	54 43	236	H	UC Riverside	70 27
												266	H	Monmouth	86 34	285	H	UC Santa Barbara	61 42
												308	H	Prairie View	83 48	330	H	Tennessee St.	77 42
												348	A	Chicago St.	82 50				
LAST 10 Division I																			
13	H	Oregon	64 71	285	H	UC Santa Barbara	61 42	330	H	Tennessee St.	77 42	198	A	UTEP	54 43	266	H	Monmouth	86 34
5	H	Oregon St.	61 63	308	H	Prairie View	83 48	236	H	UC Riverside	70 27								
6	A	UCLA	58 70																
109	A	Southern California	65 57																
38	A	Arizona St.	58 53																

Non-Div I Games:

Arizona

Loss, Non-Conf, S Site, H Home A Away N Neutral

Average RPI Win:	168	WON-LOST	WINNING	LAST 10	STRENGTH OF	OPP. STRENGTH	TEAM	ADJ.	CONF.	ADJ CONF.
Average RPI Loss:	35	RECORD	PCT. RANK	GAMES	SCHEDULE	OF SCHEDULE	RPI	RPI	RPI	RPI
DIV. I ONLY	13- 4	49	8-2	54	46	38	38	1	1	
DIV. I NON-CONF.	10- 2	30	5-0	236	82	69	69	1	1	
TOTALS	RPI 1-25	RPI 26-50	W-L RECORDS	RPI 51-100	RPI 101-150	RPI 150+				
13- 4	3- 1	1- 2	OVERALL	1- 1	1- 0	7- 0				
9- 1	3- 0	0- 1	HOME	1- 0	0- 0	5- 0				
2- 2	0- 1	0- 0	AWAY	0- 1	1- 0	1- 0				
2- 1	0- 0	1- 1	NEUTRAL	0- 0	0- 0	1- 0				
10- 2	1- 0	1- 1	NON-CONFERENCE	1- 1	0- 0	7- 0				
7- 0	1- 0	0- 0	HOME	1- 0	0- 0	5- 0				
1- 1	0- 0	0- 0	AWAY	0- 1	0- 0	1- 0				
2- 1	0- 0	1- 1	NEUTRAL	0- 0	0- 0	1- 0				
3- 2	2- 1	0- 1	CONFERENCE	0- 0	1- 0	0- 0				
2- 1	2- 0	0- 1	HOME	0- 0	0- 0	0- 0				
1- 1	0- 1	0- 0	AWAY	0- 0	1- 0	0- 0				
0- 0	0- 0	0- 0	NEUTRAL	0- 0	0- 0	0- 0				

RPI 1-25				RPI 26-50				Team's RPI: 38				RPI 51-100				RPI 101+			
RPI	S	Opponent	Score	RPI	S	Opponent	Score	RPI	S	Opponent	Score	RPI	S	Opponent	Score	RPI	S	Opponent	Score
5	H	Oregon St.	55 47	28	N	Purdue	52 59	56	A	Minnesota	66 80	109	A	Southern California	63 54				
6	A	UCLA	66 68	49	N	Middle Tenn.	61 60	99	H	BYU	60 52	165	H	New Mexico	84 47				
13	H	Oregon	72 66	50	H	Arizona	53 58					249	H	Army West Point	83 51				
15	H	Creighton	70 55									252	N	Maine	57 31				
												290	H	Idaho St.	74 69				
												301	A	New Mexico St.	70 47				
												307	H	Air Force	87 56				
												331	H	Cal Poly	66 41				
LAST 10 Division I																			
5	H	Oregon St.	55 47	15	H	Creighton	70 55												
13	H	Oregon	72 66	301	A	New Mexico St.	70 47												
109	A	Southern California	63 54	165	H	New Mexico	84 47												
6	A	UCLA	66 68	290	H	Idaho St.	74 69												
50	H	Arizona	53 58	99	H	BYU	60 52												

Non-Div I Games:

Arizona St.

■ Loss,
 ■ Non-Conf, S Site,
 ■ Home
 ■ Away
 N Neutral

Average RPI Win:	328	WON-LOST	WINNING	LAST 10	STRENGTH OF	OPP. STRENGTH	TEAM	ADJ.	CONF.	ADJ CONF.
Average RPI Loss:	154	RECORD	PCT. RANK	GAMES	SCHEDULE	OF SCHEDULE	RPI	RPI	RPI	RPI
DIV. I ONLY	2- 10	320	2-8	178	287	259	259	31	31	
DIV. I NON-CONF.	0- 9	338	0-7	56	227	305	305	29	29	
TOTALS	RPI 1-25	RPI 26-50	W-L RECORDS	RPI 51-100	RPI 101-150	RPI 150+				
2- 10	0- 0	0- 0	OVERALL	0- 3	0- 3	2- 4				
0- 0	0- 0	0- 0	HOME	0- 0	0- 0	0- 0				
2- 10	0- 0	0- 0	AWAY	0- 3	0- 3	2- 4				
0- 0	0- 0	0- 0	NEUTRAL	0- 0	0- 0	0- 0				
0- 9	0- 0	0- 0	NON-CONFERENCE	0- 3	0- 3	0- 3				
0- 0	0- 0	0- 0	HOME	0- 0	0- 0	0- 0				
0- 9	0- 0	0- 0	AWAY	0- 3	0- 3	0- 3				
0- 0	0- 0	0- 0	NEUTRAL	0- 0	0- 0	0- 0				
2- 1	0- 0	0- 0	CONFERENCE	0- 0	0- 0	2- 1				
0- 0	0- 0	0- 0	HOME	0- 0	0- 0	0- 0				
2- 1	0- 0	0- 0	AWAY	0- 0	0- 0	2- 1				
0- 0	0- 0	0- 0	NEUTRAL	0- 0	0- 0	0- 0				

RPI 1-25				RPI 26-50				RPI 51-100				RPI 101+				Team's RPI: 259	
RPI	S	Opponent	Score	RPI	S	Opponent	Score	RPI	S	Opponent	Score	RPI	S	Opponent	Score		
								52	A	Washington St.	56	85	101	A	Coastal Caro.	69	76
								77	A	Tennessee	51	92	125	A	Illinois	50	65
								89	A	Iowa St.	40	90	139	A	Wichita St.	50	100
													195	A	Texas Tech	55	81
													212	A	Arkansas St.	60	81
													272	A	Milwaukee	55	69
													280	A	Alabama A&M	55	74
													305	A	Alabama St.	73	62
													350	A	Mississippi Val.	80	77
LAST 10 Division I																	
				305	A	Alabama St.	73	62					212	A	Arkansas St.	60	81
				280	A	Alabama A&M	55	74					52	A	Washington St.	56	85
				350	A	Mississippi Val.	80	77					89	A	Iowa St.	40	90
				195	A	Texas Tech	55	81					77	A	Tennessee	51	92
				139	A	Wichita St.	50	100					125	A	Illinois	50	65

Non-Div I Games: Philander Smith 66 54

Ark.-Pine Bluff

■ Loss,
 ■ Non-Conf,
 ■ S Site,
 ■ Home
 ■ A Away
 N Neutral

Arkansas

Through Games Of Jan. 15, 2020

Average RPI Win:	172	WON-LOST	WINNING	LAST 10	STRENGTH OF	OPP. STRENGTH	TEAM	ADJ.	CONF.	ADJ CONF.
Average RPI Loss:	39	RECORD	PCT. RANK	GAMES	SCHEDULE	OF SCHEDULE	RPI	RPI	RPI	RPI
DIV. I ONLY	14- 3	28	8-2	138	38	46	46	5	5	
DIV. I NON-CONF.	12- 1	9	6-0	192	99	36	36	5	5	
TOTALS	RPI 1-25	RPI 26-50	W-L RECORDS	RPI 51-100	RPI 101-150	RPI 150+				
14- 3	0- 2	0- 0	OVERALL	4- 1	3- 0	7- 0				
11- 1	0- 1	0- 0	HOME	4- 0	0- 0	7- 0				
1- 2	0- 1	0- 0	AWAY	0- 1	1- 0	0- 0				
2- 0	0- 0	0- 0	NEUTRAL	0- 0	2- 0	0- 0				
12- 1	0- 0	0- 0	NON-CONFERENCE	4- 1	2- 0	6- 0				
10- 0	0- 0	0- 0	HOME	4- 0	0- 0	6- 0				
0- 1	0- 0	0- 0	AWAY	0- 1	0- 0	0- 0				
2- 0	0- 0	0- 0	NEUTRAL	0- 0	2- 0	0- 0				
2- 2	0- 2	0- 0	CONFERENCE	0- 0	1- 0	1- 0				
1- 1	0- 1	0- 0	HOME	0- 0	0- 0	1- 0				
1- 1	0- 1	0- 0	AWAY	0- 0	1- 0	0- 0				
0- 0	0- 0	0- 0	NEUTRAL	0- 0	0- 0	0- 0				

RPI 1-25				RPI 26-50		Team's RPI: 46		RPI 51-100				RPI 101+			
RPI	S	Opponent	Score	RPI	S	Opponent	Score	RPI	S	Opponent	Score	RPI	S	Opponent	Score
2	A	South Carolina	82 91					78	H	UT Martin	96 46	119	N	Wisconsin	68 64
20	H	Texas A&M	77 84					90	H	Belmont	91 60	129	N	Fordham	71 59
								96	A	California	80 84	150	A	Auburn	86 70
								97	H	Stony Brook	88 58	155	H	Missouri	90 73
								98	H	New Orleans	82 52	168	H	Kansas St.	81 72
												199	H	Little Rock	86 53
												216	H	Tulsa	91 41
												239	H	Oral Roberts	96 64
												320	H	McNeese	101 58
												344	H	Northwestern St.	99 39
LAST 10 Division I															
155	H	Missouri	90 73	199	H	Little Rock	86 53								
2	A	South Carolina	82 91	344	H	Northwestern St.	99 39								
150	A	Auburn	86 70	216	H	Tulsa	91 41								
20	H	Texas A&M	77 84	168	H	Kansas St.	81 72								
78	H	UT Martin	96 46	119	N	Wisconsin	68 64								

Non-Div I Games:

Arkansas

■ Loss,
 ■ Non-Conf, S Site,
 ■ Home
 ■ Away
 N Neutral

Average RPI Win:	282	WON-LOST	WINNING	LAST 10	STRENGTH OF	OPP. STRENGTH	TEAM	ADJ.	CONF.	ADJ CONF.
Average RPI Loss:	139	RECORD	PCT. RANK	GAMES	SCHEDULE	OF SCHEDULE	RPI	RPI	RPI	RPI
DIV. I ONLY	5- 9	240	5-5	168	245	212	212	22	22	
DIV. I NON-CONF.	2- 8	295	2-4	115	245	246	246	21	21	
TOTALS	RPI 1-25	RPI 26-50	W-L RECORDS	RPI 51-100	RPI 101-150	RPI 150+				
5- 9	0- 2	0- 0	OVERALL	0- 1	0- 1	5- 5				
3- 1	0- 0	0- 0	HOME	0- 0	0- 0	3- 1				
2- 7	0- 2	0- 0	AWAY	0- 0	0- 1	2- 4				
0- 1	0- 0	0- 0	NEUTRAL	0- 1	0- 0	0- 0				
2- 8	0- 2	0- 0	NON-CONFERENCE	0- 1	0- 0	2- 5				
1- 1	0- 0	0- 0	HOME	0- 0	0- 0	1- 1				
1- 6	0- 2	0- 0	AWAY	0- 0	0- 0	1- 4				
0- 1	0- 0	0- 0	NEUTRAL	0- 1	0- 0	0- 0				
3- 1	0- 0	0- 0	CONFERENCE	0- 0	0- 1	3- 0				
2- 0	0- 0	0- 0	HOME	0- 0	0- 0	2- 0				
1- 1	0- 0	0- 0	AWAY	0- 0	0- 1	1- 0				
0- 0	0- 0	0- 0	NEUTRAL	0- 0	0- 0	0- 0				

RPI 1-25				RPI 26-50				RPI 51-100				RPI 101+ Team's RPI: 212			
RPI	S	Opponent	Score	RPI	S	Opponent	Score	RPI	S	Opponent	Score	RPI	S	Opponent	Score
11	A	DePaul	64 109					85	N	N.C. A&T	50 55	115	A	UT Arlington	44 71
12	A	Baylor	43 111									179	A	Memphis	50 78
												186	H	Southeast Mo. St.	67 79
												211	A	Murray St.	62 77
												216	A	Tulsa	77 79
												240	A	Louisiana Tech	54 67
												259	H	Ark.-Pine Bluff	81 60
												263	A	Texas St.	56 53
												282	A	San Diego St.	71 62
												288	H	Ga. Southern	69 62
												319	H	Georgia St.	70 68
LAST 10 Division I															
288	H	Ga. Southern	69 62	12	A	Baylor	43 111								
319	H	Georgia St.	70 68	179	A	Memphis	50 78								
263	A	Texas St.	56 53	259	H	Ark.-Pine Bluff	81 60								
115	A	UT Arlington	44 71	282	A	San Diego St.	71 62								
240	A	Louisiana Tech	54 67	211	A	Murray St.	62 77								

Non-Div I Games: Central Baptist 88 63

Arkansas St.

■ Loss,
 ■ Non-Conf,
 ■ S Site,
 ■ Home
 ■ A Away
 N Neutral

Army West Point

Through Games Of Jan. 15, 2020

Average RPI Win:	288	WON-LOST	WINNING	LAST 10	STRENGTH OF	OPP. STRENGTH	TEAM	ADJ.	CONF.	ADJ CONF.
Average RPI Loss:	138	RECORD	PCT. RANK	GAMES	SCHEDULE	OF SCHEDULE	RPI	RPI	RPI	RPI
DIV. I ONLY	5- 11	261	4-6	156	284	249	249	15	15	
DIV. I NON-CONF.	4- 7	225	3-2	239	313	265	265	15	15	
TOTALS	RPI 1-25	RPI 26-50	W-L RECORDS	RPI 51-100	RPI 101-150	RPI 150+				
5- 11	0- 0	0- 2	OVERALL	0- 2	1- 2	4- 5				
3- 5	0- 0	0- 1	HOME	0- 1	1- 1	2- 2				
2- 6	0- 0	0- 1	AWAY	0- 1	0- 1	2- 3				
0- 0	0- 0	0- 0	NEUTRAL	0- 0	0- 0	0- 0				
4- 7	0- 0	0- 2	NON-CONFERENCE	0- 1	0- 1	4- 3				
2- 3	0- 0	0- 1	HOME	0- 0	0- 1	2- 1				
2- 4	0- 0	0- 1	AWAY	0- 1	0- 0	2- 2				
0- 0	0- 0	0- 0	NEUTRAL	0- 0	0- 0	0- 0				
1- 4	0- 0	0- 0	CONFERENCE	0- 1	1- 1	0- 2				
1- 2	0- 0	0- 0	HOME	0- 1	1- 0	0- 1				
0- 2	0- 0	0- 0	AWAY	0- 0	0- 1	0- 1				
0- 0	0- 0	0- 0	NEUTRAL	0- 0	0- 0	0- 0				

RPI S	Opponent	Score	RPI S	Opponent	Score	RPI S	Opponent	Score	RPI S	Opponent	Score	Team's RPI: 249
31	H TCU	52 66	55	A St. John's (NY)	60 96	108	A Colgate	93 100				
38	A Arizona St.	51 83	64	H Bucknell	52 63	136	H Holy Cross	61 48				
						146	H William & Mary	65 77				
						169	H Columbia	62 71				
						192	H Boston U.	66 72				
						195	A American	57 73				
						227	A Manhattan	56 86				
						295	A St. Francis Brooklyn	64 70				
						307	A Air Force	68 66				
						314	H Bryant	81 75				
						335	A Fairleigh Dickinson	70 68				
						347	H LIU Brooklyn	67 60				
LAST 10 Division I												
136	H Holy Cross	61 48	314	H Bryant	81 75							
192	H Boston U.	66 72	227	A Manhattan	56 86							
195	A American	57 73	55	A St. John's (NY)	60 96							
108	A Colgate	93 100	347	H LIU Brooklyn	67 60							
64	H Bucknell	52 63	335	A Fairleigh Dickinson	70 68							

Non-Div I Games:

Army West Point

Loss, Non-Conf, S Site, H Home A Away N Neutral

Average RPI Win:	223	WON-LOST	WINNING	LAST 10	STRENGTH OF	OPP. STRENGTH	TEAM	ADJ.	CONF.	ADJ CONF.
Average RPI Loss:	67	RECORD	PCT. RANK	GAMES	SCHEDULE	OF SCHEDULE	RPI	RPI	RPI	RPI
DIV. I ONLY	6- 9	223	4-6	37	86	150	150	5	5	
DIV. I NON-CONF.	6- 5	151	4-2	78	113	109	109	5	5	
TOTALS	RPI 1-25	RPI 26-50	W-L RECORDS	RPI 51-100	RPI 101-150	RPI 150+				
6- 9	0- 1	0- 4	OVERALL	1- 2	0- 1	5- 1				
4- 4	0- 0	0- 2	HOME	0- 1	0- 1	4- 0				
1- 3	0- 0	0- 1	AWAY	0- 1	0- 0	1- 1				
1- 2	0- 1	0- 1	NEUTRAL	1- 0	0- 0	0- 0				
6- 5	0- 1	0- 3	NON-CONFERENCE	1- 0	0- 0	5- 1				
4- 1	0- 0	0- 1	HOME	0- 0	0- 0	4- 0				
1- 2	0- 0	0- 1	AWAY	0- 0	0- 0	1- 1				
1- 2	0- 1	0- 1	NEUTRAL	1- 0	0- 0	0- 0				
0- 4	0- 0	0- 1	CONFERENCE	0- 2	0- 1	0- 0				
0- 3	0- 0	0- 1	HOME	0- 1	0- 1	0- 0				
0- 1	0- 0	0- 0	AWAY	0- 1	0- 0	0- 0				
0- 0	0- 0	0- 0	NEUTRAL	0- 0	0- 0	0- 0				

RPI	S	Opponent	Score	RPI	S	Opponent	Score	RPI	S	Opponent	Score	RPI	S	Opponent	Score	Team's RPI: 150
22	N	Drake	82 83	31	A	TCU	65 80	53	A	Vanderbilt	55 77	130	H	Florida	63 83	
				44	H	Old Dominion	77 89	71	H	Alabama	48 75	160	A	UAB	75 80	
				46	H	Arkansas	70 86	95	N	Dayton	76 74	172	H	Saint Joseph's	66 62	
				49	N	Middle Tenn.	50 73					181	H	Bethune-Cookman	74 56	
												279	A	South Alabama	82 62	
												300	H	Wofford	84 82	
												309	H	Jacksonville St.	62 53	
LAST 10 Division I																
71	H	Alabama	48 75	181	H	Bethune-Cookman	74 56									
130	H	Florida	63 83	31	A	TCU	65 80									
46	H	Arkansas	70 86	279	A	South Alabama	82 62									
53	A	Vanderbilt	55 77	22	N	Drake	82 83									
309	H	Jacksonville St.	62 53	95	N	Dayton	76 74									

Non-Div I Games:

Auburn

■ Loss,
 ■ Non-Conf,
 ■ S Site,
 ■ H Home
 ■ A Away
 N Neutral

Average RPI Win:	258	WON-LOST	WINNING	LAST 10	STRENGTH OF	OPP. STRENGTH	TEAM	ADJ.	CONF.	ADJ CONF.
Average RPI Loss:	114	RECORD	PCT. RANK	GAMES	SCHEDULE	OF SCHEDULE	RPI	RPI	RPI	RPI
DIV. I ONLY	8- 5	116	6-4	223	310	144	144	21	21	
DIV. I NON-CONF.	7- 2	56	5-1	260	284	83	83	22	22	
TOTALS	RPI 1-25	RPI 26-50	W-L RECORDS	RPI 51-100	RPI 101-150	RPI 150+				
8- 5	0- 1	0- 0	OVERALL	1- 1	0- 1	7- 2				
2- 2	0- 0	0- 0	HOME	1- 1	0- 0	1- 1				
5- 3	0- 1	0- 0	AWAY	0- 0	0- 1	5- 1				
1- 0	0- 0	0- 0	NEUTRAL	0- 0	0- 0	1- 0				
7- 2	0- 1	0- 0	NON-CONFERENCE	1- 0	0- 1	6- 0				
2- 0	0- 0	0- 0	HOME	1- 0	0- 0	1- 0				
4- 2	0- 1	0- 0	AWAY	0- 0	0- 1	4- 0				
1- 0	0- 0	0- 0	NEUTRAL	0- 0	0- 0	1- 0				
1- 3	0- 0	0- 0	CONFERENCE	0- 1	0- 0	1- 2				
0- 2	0- 0	0- 0	HOME	0- 1	0- 0	0- 1				
1- 1	0- 0	0- 0	AWAY	0- 0	0- 0	1- 1				
0- 0	0- 0	0- 0	NEUTRAL	0- 0	0- 0	0- 0				

RPI	S	Opponent	Score	RPI	S	Opponent	Score	RPI	S	Opponent	Score	RPI	S	Opponent	Score	Team's RPI: 144
19	A	Kentucky	52 81					78	H	UT Martin	61 69	125	A	Illinois	62 76	
								82	H	Illinois St.	77 72	163	A	Tennessee Tech	49 58	
												186	H	Southeast Mo. St.	66 79	
												193	N	Binghamton	80 63	
												217	A	Chattanooga	50 49	
												280	A	Alabama A&M	67 61	
												309	A	Jacksonville St.	63 57	
												310	A	FIU	58 56	
												326	H	Evansville	80 64	
												350	A	Mississippi Val.	100 82	
LAST 10 Division I																
309	A	Jacksonville St.	63 57	310	A	FIU	58 56									
163	A	Tennessee Tech	49 58	193	N	Binghamton	80 63									
78	H	UT Martin	61 69	280	A	Alabama A&M	67 61									
186	H	Southeast Mo. St.	66 79	19	A	Kentucky	52 81									
82	H	Illinois St.	77 72	217	A	Chattanooga	50 49									

Non-Div I Games: Christian Bros. 82 62 Ky. Wesleyan 103 70

Austin Peay

Loss, Non-Conf, S Site, H Home A Away N Neutral

Average RPI Win:	228	WON-LOST	WINNING	LAST 10	STRENGTH OF	OPP. STRENGTH	TEAM	ADJ.	CONF.	ADJ CONF.
Average RPI Loss:	71	RECORD	PCT. RANK	GAMES	SCHEDULE	OF SCHEDULE	RPI	RPI	RPI	RPI
DIV. I ONLY	7- 7	170	5-5	55	122	99	99	11	11	
DIV. I NON-CONF.	4- 5	195	2-3	41	122	104	104	11	11	
TOTALS	RPI 1-25	RPI 26-50	W-L RECORDS	RPI 51-100	RPI 101-150	RPI 150+				
7- 7	0- 2	0- 1	OVERALL	0- 1	1- 2	6- 1				
3- 3	0- 1	0- 0	HOME	0- 0	0- 1	3- 1				
3- 3	0- 0	0- 1	AWAY	0- 1	1- 1	2- 0				
1- 1	0- 1	0- 0	NEUTRAL	0- 0	0- 0	1- 0				
4- 5	0- 1	0- 1	NON-CONFERENCE	0- 1	1- 2	3- 0				
2- 1	0- 0	0- 0	HOME	0- 0	0- 1	2- 0				
1- 3	0- 0	0- 1	AWAY	0- 1	1- 1	0- 0				
1- 1	0- 1	0- 0	NEUTRAL	0- 0	0- 0	1- 0				
3- 2	0- 1	0- 0	CONFERENCE	0- 0	0- 0	3- 1				
1- 2	0- 1	0- 0	HOME	0- 0	0- 0	1- 1				
2- 0	0- 0	0- 0	AWAY	0- 0	0- 0	2- 0				
0- 0	0- 0	0- 0	NEUTRAL	0- 0	0- 0	0- 0				

RPI 1-25				RPI 26-50				RPI 51-100				Team's RPI: 99	RPI 101+			
RPI	S	Opponent	Score	RPI	S	Opponent	Score	RPI	S	Opponent	Score		RPI	S	Opponent	Score
5	N	Oregon St.	34 65	38	A	Arizona St.	52 60	52	A	Washington St.	50 67		106	A	Fresno St.	71 65
7	H	Gonzaga	43 55										107	A	Boise St.	55 66
													138	H	Utah	73 77
													152	H	Portland	48 57
													167	N	San Jose St.	75 56
													191	H	San Diego	52 36
													230	A	Pepperdine	65 47
													269	A	LMU (CA)	59 44
													292	H	Utah St.	67 50
													342	H	Utah Valley	71 57
LAST 10 Division I																
191	H	San Diego	52 36	5	N	Oregon St.	34 65									
152	H	Portland	48 57	167	N	San Jose St.	75 56									
7	H	Gonzaga	43 55	342	H	Utah Valley	71 57									
230	A	Pepperdine	65 47	107	A	Boise St.	55 66									
269	A	LMU (CA)	59 44	38	A	Arizona St.	52 60									

Non-Div I Games: Tex. A&M-Kingsville90 38

BYU

Average RPI Win:	180	WON-LOST	WINNING	LAST 10	STRENGTH OF	OPP. STRENGTH	TEAM	ADJ.	CONF.	ADJ CONF.
Average RPI Loss:	74	RECORD	PCT. RANK	GAMES	SCHEDULE	OF SCHEDULE	RPI	RPI	RPI	RPI
DIV. I ONLY	10- 5	78	7-3	113	105	65	65	10	10	
DIV. I NON-CONF.	7- 4	100	4-2	134	139	87	87	10	10	
TOTALS	RPI 1-25	RPI 26-50	W-L RECORDS	RPI 51-100	RPI 101-150	RPI 150+				
10- 5	0- 0	0- 2	OVERALL	2- 1	2- 2	6- 0				
4- 1	0- 0	0- 1	HOME	0- 0	2- 0	2- 0				
3- 3	0- 0	0- 1	AWAY	0- 1	0- 1	3- 0				
3- 1	0- 0	0- 0	NEUTRAL	2- 0	0- 1	1- 0				
7- 4	0- 0	0- 1	NON-CONFERENCE	2- 1	1- 2	4- 0				
2- 1	0- 0	0- 1	HOME	0- 0	1- 0	1- 0				
2- 2	0- 0	0- 0	AWAY	0- 1	0- 1	2- 0				
3- 1	0- 0	0- 0	NEUTRAL	2- 0	0- 1	1- 0				
3- 1	0- 0	0- 1	CONFERENCE	0- 0	1- 0	2- 0				
2- 0	0- 0	0- 0	HOME	0- 0	1- 0	1- 0				
1- 1	0- 0	0- 1	AWAY	0- 0	0- 0	1- 0				
0- 0	0- 0	0- 0	NEUTRAL	0- 0	0- 0	0- 0				

RPI 1-25			RPI 26-50			RPI 51-100			Team's RPI: 65	RPI 101+		
RPI	S	Opponent	Score	RPI	S	Opponent	Score	RPI	S	Opponent	Score	
26	A	Central Mich.	39 66	62	A	IUPUI	48 65	116	H	Kent St.	66 62	
47	H	Western Ky.	86 91	84	N	Lehigh	54 52	117	A	Cincinnati	56 63	
				93	N	Providence	52 51	119	N	Wisconsin	56 67	
								141	H	Butler	74 70	
								165	A	New Mexico	70 57	
								184	H	Eastern Mich.	59 54	
								197	A	Bowling Green	86 80	
								231	H	Xavier	70 49	
								269	N	LMU (CA)	77 72	
								321	A	Purdue Fort Wayne	83 52	
LAST 10 Division I												
26	A	Central Mich.	39 66	93	N	Providence	52 51					
184	H	Eastern Mich.	59 54	269	N	LMU (CA)	77 72					
197	A	Bowling Green	86 80	47	H	Western Ky.	86 91					
116	H	Kent St.	66 62	119	N	Wisconsin	56 67					
165	A	New Mexico	70 57	84	N	Lehigh	54 52					

Non-Div I Games: Urbana 84 49

Ball St.

Average RPI Win:	139	WON-LOST	WINNING	LAST 10	STRENGTH OF	OPP. STRENGTH	TEAM	ADJ.	CONF.	ADJ CONF.
Average RPI Loss:	2	RECORD	PCT. RANK	GAMES	SCHEDULE	OF SCHEDULE	RPI	RPI	RPI	RPI
DIV. I ONLY	14- 1	9	9-1	63	6	12	12	4	4	
DIV. I NON-CONF.	11- 1	13	6-1	120	13	20	20	4	4	
TOTALS	RPI 1-25	RPI 26-50	W-L RECORDS	RPI 51-100	RPI 101-150	RPI 150+				
14- 1	3- 1	1- 0	OVERALL	4- 0	0- 0	6- 0				
9- 0	0- 0	1- 0	HOME	2- 0	0- 0	6- 0				
3- 0	2- 0	0- 0	AWAY	1- 0	0- 0	0- 0				
2- 1	1- 1	0- 0	NEUTRAL	1- 0	0- 0	0- 0				
11- 1	2- 1	0- 0	NON-CONFERENCE	3- 0	0- 0	6- 0				
8- 0	0- 0	0- 0	HOME	2- 0	0- 0	6- 0				
1- 0	1- 0	0- 0	AWAY	0- 0	0- 0	0- 0				
2- 1	1- 1	0- 0	NEUTRAL	1- 0	0- 0	0- 0				
3- 0	1- 0	1- 0	CONFERENCE	1- 0	0- 0	0- 0				
1- 0	0- 0	1- 0	HOME	0- 0	0- 0	0- 0				
2- 0	1- 0	0- 0	AWAY	1- 0	0- 0	0- 0				
0- 0	0- 0	0- 0	NEUTRAL	0- 0	0- 0	0- 0				

RPI 1-25				RPI 26-50				RPI 51-100				RPI 101+			
RPI	S	Opponent	Score	RPI	S	Opponent	Score	RPI	S	Opponent	Score	RPI	S	Opponent	Score
2	N	South Carolina	59 74	41	H	Oklahoma St.	94 48	52	N	Washington St.	89 66	187	H	Lamar University	90 28
4	A	UConn	74 58					67	A	Kansas	90 47	212	H	Arkansas St.	111 43
9	N	Indiana	77 62					72	H	Georgia	72 38	281	H	Morehead St.	94 47
23	A	Oklahoma	77 56					75	H	South Fla.	58 46	291	H	New Hampshire	97 29
												306	H	Houston Baptist	112 42
												327	H	Grambling	120 46
LAST 10 Division I															
67	A	Kansas	90 47	212	H	Arkansas St.	111 43								
41	H	Oklahoma St.	94 48	72	H	Georgia	72 38								
4	A	UConn	74 58	2	N	South Carolina	59 74								
23	A	Oklahoma	77 56	9	N	Indiana	77 62								
281	H	Morehead St.	94 47	52	N	Washington St.	89 66								

Non-Div I Games:

Baylor

■ Loss,
 ■ Non-Conf, S Site,
 ■ Home
 ■ Away
 N Neutral

Belmont

Through Games Of Jan. 15, 2020

Average RPI Win:	194	WON-LOST	WINNING	LAST 10	STRENGTH OF	OPP. STRENGTH	TEAM	ADJ.	CONF.	ADJ CONF.
Average RPI Loss:	62	RECORD	PCT. RANK	GAMES	SCHEDULE	OF SCHEDULE	RPI	RPI	RPI	RPI
DIV. I ONLY	8- 7	154	5-5	72	108	90	90	21	21	
DIV. I NON-CONF.	5- 6	187	2-4	52	24	99	99	22	22	
TOTALS	RPI 1-25	RPI 26-50	W-L RECORDS	RPI 51-100	RPI 101-150	RPI 150+				
8- 7	0- 1	1- 4	OVERALL	1- 1	0- 0	6- 1				
6- 0	0- 0	1- 0	HOME	1- 0	0- 0	4- 0				
2- 5	0- 0	0- 3	AWAY	0- 1	0- 0	2- 1				
0- 2	0- 1	0- 1	NEUTRAL	0- 0	0- 0	0- 0				
5- 6	0- 1	1- 4	NON-CONFERENCE	1- 0	0- 0	3- 1				
4- 0	0- 0	1- 0	HOME	1- 0	0- 0	2- 0				
1- 4	0- 0	0- 3	AWAY	0- 0	0- 0	1- 1				
0- 2	0- 1	0- 1	NEUTRAL	0- 0	0- 0	0- 0				
3- 1	0- 0	0- 0	CONFERENCE	0- 1	0- 0	3- 0				
2- 0	0- 0	0- 0	HOME	0- 0	0- 0	2- 0				
1- 1	0- 0	0- 0	AWAY	0- 1	0- 0	1- 0				
0- 0	0- 0	0- 0	NEUTRAL	0- 0	0- 0	0- 0				

RPI S	Opponent	Score	RPI S	Opponent	Score	RPI S	Opponent	Score	RPI S	Opponent	Score
24 N	Maryland	26 90	33 A	Marquette	51 53	63 H	UCF	72 37	164 A	Toledo	48 53
			39 N	Virginia Tech	58 60	78 A	UT Martin	57 74	186 A	Southeast Mo. St.	57 45
			46 A	Arkansas	60 91				213 H	Northern Ky.	62 45
			47 A	Western Ky.	46 77				217 H	Chattanooga	63 50
			49 H	Middle Tenn.	68 57				242 H	Eastern Ill.	69 45
									267 A	Lipscomb	69 68
									312 H	SIUE	69 48
LAST 10 Division I											
78 A	UT Martin	57 74	49 H	Middle Tenn.	68 57						
186 A	Southeast Mo. St.	57 45	267 A	Lipscomb	69 68						
242 H	Eastern Ill.	69 45	164 A	Toledo	48 53						
312 H	SIUE	69 48	24 N	Maryland	26 90						
33 A	Marquette	51 53	39 N	Virginia Tech	58 60						

Non-Div I Games:

Belmont

Loss, Non-Conf, S Site, H Home A Away N Neutral

Bethune-Cookman

Through Games Of Jan. 15, 2020

Average RPI Win:	279	WON-LOST	WINNING	LAST 10	STRENGTH OF	OPP. STRENGTH	TEAM	ADJ.	CONF.	ADJ CONF.
Average RPI Loss:	95	RECORD	PCT. RANK	GAMES	SCHEDULE	OF SCHEDULE	RPI	RPI	RPI	RPI
DIV. I ONLY	9- 5	94	6-4	302	221	181	181	30	30	
DIV. I NON-CONF.	6- 4	122	3-3	284	176	163	163	31	31	
TOTALS	RPI 1-25	RPI 26-50	W-L RECORDS	RPI 51-100	RPI 101-150	RPI 150+				
9- 5	0- 0	0- 1	OVERALL	0- 2	0- 1	9- 1				
3- 2	0- 0	0- 1	HOME	0- 1	0- 0	3- 0				
5- 3	0- 0	0- 0	AWAY	0- 1	0- 1	5- 1				
1- 0	0- 0	0- 0	NEUTRAL	0- 0	0- 0	1- 0				
6- 4	0- 0	0- 1	NON-CONFERENCE	0- 2	0- 1	6- 0				
1- 2	0- 0	0- 1	HOME	0- 1	0- 0	1- 0				
4- 2	0- 0	0- 0	AWAY	0- 1	0- 1	4- 0				
1- 0	0- 0	0- 0	NEUTRAL	0- 0	0- 0	1- 0				
3- 1	0- 0	0- 0	CONFERENCE	0- 0	0- 0	3- 1				
2- 0	0- 0	0- 0	HOME	0- 0	0- 0	2- 0				
1- 1	0- 0	0- 0	AWAY	0- 0	0- 0	1- 1				
0- 0	0- 0	0- 0	NEUTRAL	0- 0	0- 0	0- 0				

RPI S	Opponent	Score	RPI S	Opponent	Score	RPI S	Opponent	Score	RPI S	Opponent	Score	Team's RPI: 181
26	H Central Mich.	67 92	69	H Troy	62 68	150	A Auburn	56 74				
			71	A Alabama	49 60	159	A Norfolk St.	51 61				
						214	A Jacksonville	53 52				
						218	A Howard	75 59				
						226	A Stetson	59 55				
						276	N Appalachian St.	61 44				
						288	H Ga. Southern	75 57				
						299	H Morgan St.	74 65				
						310	A FIU	65 60				
						338	A Charleston So.	81 41				
						343	H Coppin St.	82 51				
LAST 10 Division I												
299	H Morgan St.	74 65	226	A Stetson	59 55							
343	H Coppin St.	82 51	276	N Appalachian St.	61 44							
218	A Howard	75 59	71	A Alabama	49 60							
159	A Norfolk St.	51 61	150	A Auburn	56 74							
26	H Central Mich.	67 92	214	A Jacksonville	53 52							

Non-Div I Games: Edward Waters 79 46 Palm Beach Atl. 68 45

Bethune-Cookman

Loss, Non-Conf, S Site, H Home A Away N Neutral

Binghamton

Through Games Of Jan. 15, 2020

Average RPI Win:	269	WON-LOST	WINNING	LAST 10	STRENGTH OF	OPP. STRENGTH	TEAM	ADJ.	CONF.	ADJ CONF.
Average RPI Loss:	194	RECORD	PCT. RANK	GAMES	SCHEDULE	OF SCHEDULE	RPI	RPI	RPI	RPI
DIV. I ONLY	11- 5	72	5-5	336	231	193	193	28	28	
DIV. I NON-CONF.	10- 2	30	4-2	329	198	123	123	28	28	
TOTALS	RPI 1-25	RPI 26-50	W-L RECORDS	RPI 51-100	RPI 101-150	RPI 150+				
11- 5	0- 0	0- 1	OVERALL	0- 0	0- 1	11- 3				
5- 1	0- 0	0- 0	HOME	0- 0	0- 0	5- 1				
5- 3	0- 0	0- 1	AWAY	0- 0	0- 0	5- 2				
1- 1	0- 0	0- 0	NEUTRAL	0- 0	0- 1	1- 0				
10- 2	0- 0	0- 1	NON-CONFERENCE	0- 0	0- 1	10- 0				
5- 0	0- 0	0- 0	HOME	0- 0	0- 0	5- 0				
4- 1	0- 0	0- 1	AWAY	0- 0	0- 0	4- 0				
1- 1	0- 0	0- 0	NEUTRAL	0- 0	0- 1	1- 0				
1- 3	0- 0	0- 0	CONFERENCE	0- 0	0- 0	1- 3				
0- 1	0- 0	0- 0	HOME	0- 0	0- 0	0- 1				
1- 2	0- 0	0- 0	AWAY	0- 0	0- 0	1- 2				
0- 0	0- 0	0- 0	NEUTRAL	0- 0	0- 0	0- 0				

RPI 1-25			RPI 26-50			RPI 51-100			RPI 101+			Team's RPI: 193
RPI	S	Opponent	Score	RPI	S	Opponent	Score	RPI	S	Opponent	Score	
				35	A	Miami (FL)	56 79					
								144	N	Austin Peay	63 80	
								151	A	Cornell	59 56	
								184	H	Eastern Mich.	78 67	
								220	H	UMass Lowell	56 66	
								246	A	Vermont	62 65	
								247	H	Lafayette	74 64	
								248	H	Niagara	74 55	
								251	A	Delaware St.	75 66	
								274	H	St. Bonaventure	78 67	
								311	A	UMBC	61 43	
								313	A	Siena	89 62	
								317	H	NJIT	75 40	
								325	A	Albany (NY)	53 56	
								327	N	Grambling	88 67	
								335	A	Fairleigh Dickinson	60 48	
LAST 10 Division I												
246	A	Vermont	62 65	327	N	Grambling	88 67					
220	H	UMass Lowell	56 66	144	N	Austin Peay	63 80					
311	A	UMBC	61 43	35	A	Miami (FL)	56 79					
325	A	Albany (NY)	53 56	151	A	Cornell	59 56					
317	H	NJIT	75 40	184	H	Eastern Mich.	78 67					

B
i
n
g
h
a
m
t
o
n

B
i
n
g
h
a
m
t
o
n

Non-Div I Games: Bloomsburg 70 45

Binghamton

Loss, Non-Conf, S Site, H Home A Away N Neutral

Average RPI Win:	238	WON-LOST	WINNING	LAST 10	STRENGTH OF	OPP. STRENGTH	TEAM	ADJ.	CONF.	ADJ CONF.
Average RPI Loss:	85	RECORD	PCT. RANK	GAMES	SCHEDULE	OF SCHEDULE	RPI	RPI	RPI	RPI
DIV. I ONLY	11- 6	87	8-2	152	138	107	107	19	19	
DIV. I NON-CONF.	6- 4	122	3-0	64	35	76	76	25	25	
TOTALS	RPI 1-25	RPI 26-50	W-L RECORDS	RPI 51-100	RPI 101-150	RPI 150+				
11- 6	0- 2	0- 1	OVERALL	1- 1	0- 0	10- 2				
8- 2	0- 1	0- 0	HOME	1- 1	0- 0	7- 0				
3- 4	0- 1	0- 1	AWAY	0- 0	0- 0	3- 2				
0- 0	0- 0	0- 0	NEUTRAL	0- 0	0- 0	0- 0				
6- 4	0- 2	0- 1	NON-CONFERENCE	1- 1	0- 0	5- 0				
4- 2	0- 1	0- 0	HOME	1- 1	0- 0	3- 0				
2- 2	0- 1	0- 1	AWAY	0- 0	0- 0	2- 0				
0- 0	0- 0	0- 0	NEUTRAL	0- 0	0- 0	0- 0				
5- 2	0- 0	0- 0	CONFERENCE	0- 0	0- 0	5- 2				
4- 0	0- 0	0- 0	HOME	0- 0	0- 0	4- 0				
1- 2	0- 0	0- 0	AWAY	0- 0	0- 0	1- 2				
0- 0	0- 0	0- 0	NEUTRAL	0- 0	0- 0	0- 0				

RPI 1-25				RPI 26-50				RPI 51-100				RPI 101+ Team's RPI: 107			
RPI	S	Opponent	Score	RPI	S	Opponent	Score	RPI	S	Opponent	Score	RPI	S	Opponent	Score
1	H	Missouri St.	69 72	31	A	TCU	65 77	52	H	Washington St.	68 80	160	A	UAB	83 81
3	A	Louisville	82 98					99	H	BYU	66 55	165	H	New Mexico	83 82
												188	H	Portland St.	82 57
												200	A	UNLV	65 66
												223	A	Wyoming	68 73
												230	H	Pepperdine	76 74
												258	A	Colorado St.	72 69
												282	H	San Diego St.	86 72
												289	A	Eastern Wash.	63 61
												303	H	Nevada	54 40
												307	H	Air Force	70 61
												342	H	Utah Valley	77 69
LAST 10 Division I															
307	H	Air Force	70 61	230	H	Pepperdine	76 74								
282	H	San Diego St.	86 72	289	A	Eastern Wash.	63 61								
200	A	UNLV	65 66	99	H	BYU	66 55								
303	H	Nevada	54 40	258	A	Colorado St.	72 69								
223	A	Wyoming	68 73	165	H	New Mexico	83 82								

Non-Div I Games: Lewis-Clark St. 88 34 Western Ore. 75 32

Boise St.

Loss, Non-Conf, S Site, H Home A Away N Neutral

Average RPI Win:	201	WON-LOST	WINNING	LAST 10	STRENGTH OF	OPP. STRENGTH	TEAM	ADJ.	CONF.	ADJ CONF.
Average RPI Loss:	55	RECORD	PCT. RANK	GAMES	SCHEDULE	OF SCHEDULE	RPI	RPI	RPI	RPI
DIV. I ONLY	9- 7	143	5-5	125	32	102	102	3	3	
DIV. I NON-CONF.	7- 4	100	3-2	96	118	73	73	3	3	
TOTALS	RPI 1-25	RPI 26-50	W-L RECORDS	RPI 51-100	RPI 101-150	RPI 150+				
9- 7	0- 2	0- 3	OVERALL	0- 1	3- 1	6- 0				
5- 2	0- 1	0- 1	HOME	0- 0	1- 0	4- 0				
3- 4	0- 1	0- 1	AWAY	0- 1	1- 1	2- 0				
1- 1	0- 0	0- 1	NEUTRAL	0- 0	1- 0	0- 0				
7- 4	0- 1	0- 1	NON-CONFERENCE	0- 1	2- 1	5- 0				
5- 0	0- 0	0- 0	HOME	0- 0	1- 0	4- 0				
1- 3	0- 1	0- 0	AWAY	0- 1	0- 1	1- 0				
1- 1	0- 0	0- 1	NEUTRAL	0- 0	1- 0	0- 0				
2- 3	0- 1	0- 2	CONFERENCE	0- 0	1- 0	1- 0				
0- 2	0- 1	0- 1	HOME	0- 0	0- 0	0- 0				
2- 1	0- 0	0- 1	AWAY	0- 0	1- 0	1- 0				
0- 0	0- 0	0- 0	NEUTRAL	0- 0	0- 0	0- 0				

RPI 1-25				RPI 26-50				RPI 51-100				RPI 101+ Team's RPI: 102			
RPI	S	Opponent	Score	RPI	S	Opponent	Score	RPI	S	Opponent	Score	RPI	S	Opponent	Score
17	A	Northwestern	63 66	27	H	Virginia	52 69	93	A	Providence	60 76	122	A	Notre Dame	75 65
21	H	NC State	54 72	42	A	Duke	73 85					135	H	VCU	87 52
				48	N	Charlotte	68 84					136	A	Holy Cross	71 80
												137	N	Tulane	89 76
												166	H	Rhode Island	66 55
												192	A	Boston U.	88 57
												220	H	UMass Lowell	89 46
												251	H	Delaware St.	109 69
												295	A	Pittsburgh	79 70
												295	H	St. Francis Brooklyn	106 69
LAST 10 Division I															
27	H	Virginia	52 69	192	A	Boston U.	88 57								
122	A	Notre Dame	75 65	42	A	Duke	73 85								
295	A	Pittsburgh	79 70	17	A	Northwestern	63 66								
21	H	NC State	54 72	137	N	Tulane	89 76								
251	H	Delaware St.	109 69	48	N	Charlotte	68 84								

Non-Div I Games:

Boston College

■ Loss,
 ■ Non-Conf,
 ■ S Site,
 ■ H Home
 ■ A Away
 N Neutral

Average RPI Win:	241	WON-LOST	WINNING	LAST 10	STRENGTH OF	OPP. STRENGTH	TEAM	ADJ.	CONF.	ADJ CONF.
Average RPI Loss:	136	RECORD	PCT. RANK	GAMES	SCHEDULE	OF SCHEDULE	RPI	RPI	RPI	RPI
DIV. I ONLY	8- 8	170	5-5	208	219	192	192	15	15	
DIV. I NON-CONF.	5- 6	187	2-3	169	250	195	195	15	15	
TOTALS	RPI 1-25	RPI 26-50	W-L RECORDS	RPI 51-100	RPI 101-150	RPI 150+				
8- 8	0- 0	0- 0	OVERALL	0- 3	0- 3	8- 2				
4- 4	0- 0	0- 0	HOME	0- 1	0- 3	4- 0				
4- 4	0- 0	0- 0	AWAY	0- 2	0- 0	4- 2				
0- 0	0- 0	0- 0	NEUTRAL	0- 0	0- 0	0- 0				
5- 6	0- 0	0- 0	NON-CONFERENCE	0- 2	0- 3	5- 1				
2- 4	0- 0	0- 0	HOME	0- 1	0- 3	2- 0				
3- 2	0- 0	0- 0	AWAY	0- 1	0- 0	3- 1				
0- 0	0- 0	0- 0	NEUTRAL	0- 0	0- 0	0- 0				
3- 2	0- 0	0- 0	CONFERENCE	0- 1	0- 0	3- 1				
2- 0	0- 0	0- 0	HOME	0- 0	0- 0	2- 0				
1- 2	0- 0	0- 0	AWAY	0- 1	0- 0	1- 1				
0- 0	0- 0	0- 0	NEUTRAL	0- 0	0- 0	0- 0				

RPI 1-25				RPI 26-50				RPI 51-100				RPI 101+				Team's RPI: 192	
RPI	S	Opponent	Score	RPI	S	Opponent	Score	RPI	S	Opponent	Score	RPI	S	Opponent	Score		
								70	H	Marist	75	89	102	H	Boston College	57	88
								84	A	Lehigh	34	51	114	H	Massachusetts	45	58
								96	A	California	62	73	145	H	Harvard	39	66
													154	H	Dartmouth	74	56
													182	H	Northeastern	72	56
													195	H	American	59	44
													228	A	UC Davis	68	75
													247	A	Lafayette	57	59
													249	A	Army West Point	72	66
													252	A	Maine	62	49
													283	H	Loyola Maryland	44	42
													291	A	New Hampshire	78	64
													325	A	Albany (NY)	60	58
LAST 10 Division I																	
283	H	Loyola Maryland	44	42	182	H	Northeastern	72	56								
249	A	Army West Point	72	66	154	H	Dartmouth	74	56								
84	A	Lehigh	34	51	102	H	Boston College	57	88								
195	H	American	59	44	114	H	Massachusetts	45	58								
247	A	Lafayette	57	59	96	A	California	62	73								

Non-Div I Games:

Boston U.

Bowling Green

Through Games Of Jan. 15, 2020

Average RPI Win:	260	WON-LOST	WINNING	LAST 10	STRENGTH OF	OPP. STRENGTH	TEAM	ADJ.	CONF.	ADJ CONF.
Average RPI Loss:	133	RECORD	PCT. RANK	GAMES	SCHEDULE	OF SCHEDULE	RPI	RPI	RPI	RPI
DIV. I ONLY	5- 9	240	3-7	117	255	197	197	10	10	
DIV. I NON-CONF.	5- 5	164	3-3	152	294	141	141	10	10	
TOTALS	RPI 1-25	RPI 26-50	W-L RECORDS	RPI 51-100	RPI 101-150	RPI 150+				
5- 9	0- 0	0- 1	OVERALL	0- 2	0- 1	5- 5				
2- 2	0- 0	0- 0	HOME	0- 1	0- 0	2- 1				
2- 5	0- 0	0- 1	AWAY	0- 1	0- 1	2- 2				
1- 2	0- 0	0- 0	NEUTRAL	0- 0	0- 0	1- 2				
5- 5	0- 0	0- 1	NON-CONFERENCE	0- 0	0- 1	5- 3				
2- 0	0- 0	0- 0	HOME	0- 0	0- 0	2- 0				
2- 3	0- 0	0- 1	AWAY	0- 0	0- 1	2- 1				
1- 2	0- 0	0- 0	NEUTRAL	0- 0	0- 0	1- 2				
0- 4	0- 0	0- 0	CONFERENCE	0- 2	0- 0	0- 2				
0- 2	0- 0	0- 0	HOME	0- 1	0- 0	0- 1				
0- 2	0- 0	0- 0	AWAY	0- 1	0- 0	0- 1				
0- 0	0- 0	0- 0	NEUTRAL	0- 0	0- 0	0- 0				

RPI S	Opponent	Score	RPI S	Opponent	Score	RPI S	Opponent	Score	RPI S	Opponent	Score	Team's RPI: 197
28	A Purdue	74 81	65	H Ball St.	80 86	111	A Loyola Chicago	76 84	158	H Cleveland St.	89 62	
			80	A Buffalo	59 65	162	N Green Bay	54 73	175	A Valparaiso	90 95	
						180	H Akron	73 76	184	A Eastern Mich.	61 78	
						215	N San Francisco	56 64	272	A Milwaukee	63 51	
						281	H Morehead St.	79 65	284	A Marshall	82 69	
						304	N California Baptist	98 60				
LAST 10 Division I												
80	A Buffalo	59 65	111	A Loyola Chicago	76 84							
180	H Akron	73 76	272	A Milwaukee	63 51							
65	H Ball St.	80 86	284	A Marshall	82 69							
184	A Eastern Mich.	61 78	304	N California Baptist	98 60							
28	A Purdue	74 81	215	N San Francisco	56 64							

Non-Div I Games: Davis & Elkins 91 52 Notre Dame (OH) 88 54

Bowling Green

Loss, Non-Conf, S Site, H Home A Away N Neutral

Average RPI Win:	225	WON-LOST	WINNING	LAST 10	STRENGTH OF	OPP. STRENGTH	TEAM	ADJ.	CONF.	ADJ CONF.
Average RPI Loss:	82	RECORD	PCT. RANK	GAMES	SCHEDULE	OF SCHEDULE	RPI	RPI	RPI	RPI
DIV. I ONLY	11- 2	25	9-1	319	134	112	112	7	7	
DIV. I NON-CONF.	8- 2	54	6-1	304	153	107	107	7	7	
TOTALS	RPI 1-25	RPI 26-50	W-L RECORDS	RPI 51-100	RPI 101-150	RPI 150+				
11- 2	0- 0	0- 0	OVERALL	1- 1	1- 1	9- 0				
6- 0	0- 0	0- 0	HOME	1- 0	0- 0	5- 0				
2- 1	0- 0	0- 0	AWAY	0- 1	0- 0	2- 0				
3- 1	0- 0	0- 0	NEUTRAL	0- 0	1- 1	2- 0				
8- 2	0- 0	0- 0	NON-CONFERENCE	0- 1	1- 1	7- 0				
3- 0	0- 0	0- 0	HOME	0- 0	0- 0	3- 0				
2- 1	0- 0	0- 0	AWAY	0- 1	0- 0	2- 0				
3- 1	0- 0	0- 0	NEUTRAL	0- 0	1- 1	2- 0				
3- 0	0- 0	0- 0	CONFERENCE	1- 0	0- 0	2- 0				
3- 0	0- 0	0- 0	HOME	1- 0	0- 0	2- 0				
0- 0	0- 0	0- 0	AWAY	0- 0	0- 0	0- 0				
0- 0	0- 0	0- 0	NEUTRAL	0- 0	0- 0	0- 0				

RPI	S	Opponent	Score	RPI	S	Opponent	Score	RPI	S	Opponent	Score	RPI	S	Opponent	Score	Team's RPI: 112
59	A	Michigan	57	77	82	H	Illinois St.	76	61	105	N	Liberty	63	75		
										123	N	Richmond	61	57		
										177	H	Jackson St.	78	69		
										178	H	Miami (OH)	79	68		
										205	N	George Mason	61	59		
										232	A	Western Ill.	84	49		
										270	A	Oakland	74	58		
										278	H	Indiana St.	91	75		
										289	N	Eastern Wash.	66	46		
										315	H	North Dakota St.	70	64		
										326	H	Evansville	82	51		
LAST 10 Division I																
82	H	Illinois St.	76	61	177	H	Jackson St.	78	69							
278	H	Indiana St.	91	75	315	H	North Dakota St.	70	64							
326	H	Evansville	82	51	123	N	Richmond	61	57							
289	N	Eastern Wash.	66	46	205	N	George Mason	61	59							
105	N	Liberty	63	75	178	H	Miami (OH)	79	68							

Non-Div I Games: Eureka 101 39

Bradley

Average RPI Win:	294	WON-LOST	WINNING	LAST 10	STRENGTH OF	OPP. STRENGTH	TEAM	ADJ.	CONF.	ADJ CONF.
Average RPI Loss:	178	RECORD	PCT. RANK	GAMES	SCHEDULE	OF SCHEDULE	RPI	RPI	RPI	RPI
DIV. I ONLY	6- 7	200	4-6	297	322	241	241	9	9	
DIV. I NON-CONF.	6- 7	182	4-6	297	325	247	247	9	9	
TOTALS	RPI 1-25	RPI 26-50	W-L RECORDS	RPI 51-100	RPI 101-150	RPI 150+				
6- 7	0- 0	0- 0	OVERALL	0- 1	0- 2	6- 4				
1- 3	0- 0	0- 0	HOME	0- 0	0- 1	1- 2				
5- 3	0- 0	0- 0	AWAY	0- 1	0- 1	5- 1				
0- 1	0- 0	0- 0	NEUTRAL	0- 0	0- 0	0- 1				
6- 7	0- 0	0- 0	NON-CONFERENCE	0- 1	0- 2	6- 4				
1- 3	0- 0	0- 0	HOME	0- 0	0- 1	1- 2				
5- 3	0- 0	0- 0	AWAY	0- 1	0- 1	5- 1				
0- 1	0- 0	0- 0	NEUTRAL	0- 0	0- 0	0- 1				
0- 0	0- 0	0- 0	CONFERENCE	0- 0	0- 0	0- 0				
0- 0	0- 0	0- 0	HOME	0- 0	0- 0	0- 0				
0- 0	0- 0	0- 0	AWAY	0- 0	0- 0	0- 0				
0- 0	0- 0	0- 0	NEUTRAL	0- 0	0- 0	0- 0				

RPI	S	Opponent	Score	RPI	S	Opponent	Score	RPI	S	Opponent	Score	RPI	S	Opponent	Score	Team's RPI: 241
75	A	South Fla.	60	70	136	H	Holy Cross	71	83	114	A	Massachusetts	42	95		
										136	H	Holy Cross	71	83		
										166	N	Rhode Island	44	89		
										174	H	Merrimack	57	72		
										252	H	Maine	76	70		
										254	A	Fairfield	58	44		
										265	A	Longwood	76	86		
										291	A	New Hampshire	76	68		
										310	A	FIU	72	57		
										314	A	Bryant	56	50		
										314	H	Bryant	44	45		
										340	A	Central Conn. St.	83	73		
LAST 10 Division I																
75	A	South Fla.	60	70	136	H	Holy Cross	71	83							
310	A	FIU	72	57	174	H	Merrimack	57	72							
254	A	Fairfield	58	44	291	A	New Hampshire	76	68							
314	A	Bryant	56	50	114	A	Massachusetts	42	95							
166	N	Rhode Island	44	89	265	A	Longwood	76	86							

Non-Div I Games:

Brown

Average RPI Win: 300		WON-LOST	WINNING	LAST 10	STRENGTH OF	OPP. STRENGTH	TEAM	ADJ.	CONF.	ADJ CONF.
Average RPI Loss: 188		RECORD	PCT. RANK	GAMES	SCHEDULE	OF SCHEDULE	RPI	RPI	RPI	RPI
DIV. I ONLY		3- 12	312	2-8	268	309	314	314	29	29
DIV. I NON-CONF.		2- 9	304	1-5	256	282	319	319	30	30
TOTALS		RPI 1-25	RPI 26-50	W-L RECORDS	RPI 51-100	RPI 101-150	RPI 150+			
3- 12	0- 0		0- 0	OVERALL	0- 2	0- 2	3- 8			
1- 6	0- 0		0- 0	HOME	0- 1	0- 0	1- 5			
2- 6	0- 0		0- 0	AWAY	0- 1	0- 2	2- 3			
0- 0	0- 0		0- 0	NEUTRAL	0- 0	0- 0	0- 0			
2- 9	0- 0		0- 0	NON-CONFERENCE	0- 2	0- 2	2- 5			
1- 4	0- 0		0- 0	HOME	0- 1	0- 0	1- 3			
1- 5	0- 0		0- 0	AWAY	0- 1	0- 2	1- 2			
0- 0	0- 0		0- 0	NEUTRAL	0- 0	0- 0	0- 0			
1- 3	0- 0		0- 0	CONFERENCE	0- 0	0- 0	1- 3			
0- 2	0- 0		0- 0	HOME	0- 0	0- 0	0- 2			
1- 1	0- 0		0- 0	AWAY	0- 0	0- 0	1- 1			
0- 0	0- 0		0- 0	NEUTRAL	0- 0	0- 0	0- 0			

RPI 1-25				RPI 26-50				RPI 51-100				RPI 101+				Team's RPI: 314	
RPI	S	Opponent	Score	RPI	S	Opponent	Score	RPI	S	Opponent	Score	RPI	S	Opponent	Score		
								56	A	Minnesota	56	101	125	A	Illinois	55	69
								93	H	Providence	32	76	136	A	Holy Cross	75	87
													174	A	Merrimack	66	78
													209	H	Mt. St. Mary's	70	76
													219	H	Saint Francis (PA)	60	63
													220	H	UMass Lowell	35	55
													241	A	Brown	45	44
													241	H	Brown	50	56
													246	A	Vermont	66	71
													249	A	Army West Point	75	81
													291	H	New Hampshire	56	68
													325	H	Albany (NY)	68	55
													335	A	Fairleigh Dickinson	57	45
LAST 10 Division I																	
				209	H	Mt. St. Mary's	70	76	325	H	Albany (NY)	68	55				
				174	A	Merrimack	66	78	241	H	Brown	50	56				
				335	A	Fairleigh Dickinson	57	45	93	H	Providence	32	76				
				219	H	Saint Francis (PA)	60	63	220	H	UMass Lowell	35	55				
				249	A	Army West Point	75	81	56	A	Minnesota	56	101				

Non-Div I Games:

Bryant

Loss, Non-Conf, S Site, H Home A Away N Neutral

Average RPI Win:	207	WON-LOST	WINNING	LAST 10	STRENGTH OF	OPP. STRENGTH	TEAM	ADJ.	CONF.	ADJ CONF.
Average RPI Loss:	96	RECORD	PCT. RANK	GAMES	SCHEDULE	OF SCHEDULE	RPI	RPI	RPI	RPI
DIV. I ONLY	12- 4	50	9-1	175	144	64	64	15	15	
DIV. I NON-CONF.	7- 4	100	4-1	137	129	84	84	15	15	
TOTALS	RPI 1-25	RPI 26-50	W-L RECORDS	RPI 51-100	RPI 101-150	RPI 150+				
12- 4	0- 0	0- 1	OVERALL	1- 2	2- 0	9- 1				
5- 1	0- 0	0- 0	HOME	1- 1	0- 0	4- 0				
5- 3	0- 0	0- 1	AWAY	0- 1	1- 0	4- 1				
2- 0	0- 0	0- 0	NEUTRAL	0- 0	1- 0	1- 0				
7- 4	0- 0	0- 1	NON-CONFERENCE	1- 2	1- 0	5- 1				
3- 1	0- 0	0- 0	HOME	1- 1	0- 0	2- 0				
2- 3	0- 0	0- 1	AWAY	0- 1	0- 0	2- 1				
2- 0	0- 0	0- 0	NEUTRAL	0- 0	1- 0	1- 0				
5- 0	0- 0	0- 0	CONFERENCE	0- 0	1- 0	4- 0				
2- 0	0- 0	0- 0	HOME	0- 0	0- 0	2- 0				
3- 0	0- 0	0- 0	AWAY	0- 0	1- 0	2- 0				
0- 0	0- 0	0- 0	NEUTRAL	0- 0	0- 0	0- 0				

RPI 1-25				RPI 26-50				RPI 51-100				Team's RPI: 64	RPI 101+			
RPI	S	Opponent	Score	RPI	S	Opponent	Score	RPI	S	Opponent	Score		RPI	S	Opponent	Score
				27	A	Virginia	60 84	54	H	Temple	61 72		117	N	Cincinnati	56 48
								81	H	Drexel	60 49		136	A	Holy Cross	51 40
								97	A	Stony Brook	73 78		195	H	American	68 43
													204	A	Quinnipiac	69 76
													205	A	George Mason	64 51
													218	N	Howard	70 60
													219	A	Saint Francis (PA)	70 46
													247	H	Lafayette	50 36
													249	A	Army West Point	63 52
													266	H	Monmouth	71 37
													273	A	Navy	61 34
													274	H	St. Bonaventure	68 60
LAST 10 Division I																
				195	H	American	68 43	97	A	Stony Brook	73 78					
				136	A	Holy Cross	51 40	219	A	Saint Francis (PA)	70 46					
				273	A	Navy	61 34	81	H	Drexel	60 49					
				247	H	Lafayette	50 36	205	A	George Mason	64 51					
				249	A	Army West Point	63 52	117	N	Cincinnati	56 48					

Non-Div I Games:

Bucknell

Average RPI Win:	205	WON-LOST	WINNING	LAST 10	STRENGTH OF	OPP. STRENGTH	TEAM	ADJ.	CONF.	ADJ CONF.
Average RPI Loss:	107	RECORD	PCT. RANK	GAMES	SCHEDULE	OF SCHEDULE	RPI	RPI	RPI	RPI
DIV. I ONLY	11- 4	59	7-3	196	169	80	80	10	10	
DIV. I NON-CONF.	9- 2	39	5-1	203	202	58	58	10	10	
TOTALS	RPI 1-25	RPI 26-50	W-L RECORDS	RPI 51-100	RPI 101-150	RPI 150+				
11- 4	0- 1	0- 0	OVERALL	2- 1	0- 0	9- 2				
6- 1	0- 0	0- 0	HOME	1- 1	0- 0	5- 0				
3- 3	0- 1	0- 0	AWAY	0- 0	0- 0	3- 2				
2- 0	0- 0	0- 0	NEUTRAL	1- 0	0- 0	1- 0				
9- 2	0- 1	0- 0	NON-CONFERENCE	2- 0	0- 0	7- 1				
5- 0	0- 0	0- 0	HOME	1- 0	0- 0	4- 0				
2- 2	0- 1	0- 0	AWAY	0- 0	0- 0	2- 1				
2- 0	0- 0	0- 0	NEUTRAL	1- 0	0- 0	1- 0				
2- 2	0- 0	0- 0	CONFERENCE	0- 1	0- 0	2- 1				
1- 1	0- 0	0- 0	HOME	0- 1	0- 0	1- 0				
1- 1	0- 0	0- 0	AWAY	0- 0	0- 0	1- 1				
0- 0	0- 0	0- 0	NEUTRAL	0- 0	0- 0	0- 0				

RPI 1-25				RPI 26-50				RPI 51-100 Team's RPI: 80				RPI 101+			
RPI	S	Opponent	Score	RPI	S	Opponent	Score	RPI	S	Opponent	Score	RPI	S	Opponent	Score
8	A	Stanford	69 88					81	N	Drexel	63 59	154	H	Dartmouth	73 49
								88	H	Ohio	65 76	164	A	Toledo	59 71
								95	H	Dayton	67 59	167	A	San Jose St.	88 95
												169	H	Columbia	82 75
												178	A	Miami (OH)	86 72
												195	N	American	73 55
												197	H	Bowling Green	65 59
												248	A	Niagara	81 67
												274	A	St. Bonaventure	46 36
												328	H	Canisius	71 55
												340	H	Central Conn. St.	61 56
LAST 10 Division I															
197	H	Bowling Green	65 59	95	H	Dayton	67 59								
88	H	Ohio	65 76	274	A	St. Bonaventure	46 36								
164	A	Toledo	59 71	195	N	American	73 55								
178	A	Miami (OH)	86 72	81	N	Drexel	63 59								
154	H	Dartmouth	73 49	8	A	Stanford	69 88								

Non-Div I Games:

Buffalo

Average RPI Win:	213	WON-LOST	WINNING	LAST 10	STRENGTH OF	OPP. STRENGTH	TEAM	ADJ.	CONF.	ADJ CONF.
Average RPI Loss:	52	RECORD	PCT. RANK	GAMES	SCHEDULE	OF SCHEDULE	RPI	RPI	RPI	RPI
DIV. I ONLY	11- 5	72	7-3	243	53	141	141	6	6	
DIV. I NON-CONF.	8- 3	68	4-1	232	71	127	127	6	6	
TOTALS	RPI 1-25	RPI 26-50	W-L RECORDS	RPI 51-100	RPI 101-150	RPI 150+				
11- 5	0- 1	0- 0	OVERALL	3- 4	0- 0	8- 0				
7- 3	0- 1	0- 0	HOME	1- 2	0- 0	6- 0				
3- 1	0- 0	0- 0	AWAY	1- 1	0- 0	2- 0				
1- 1	0- 0	0- 0	NEUTRAL	1- 1	0- 0	0- 0				
8- 3	0- 1	0- 0	NON-CONFERENCE	2- 2	0- 0	6- 0				
7- 1	0- 1	0- 0	HOME	1- 0	0- 0	6- 0				
0- 1	0- 0	0- 0	AWAY	0- 1	0- 0	0- 0				
1- 1	0- 0	0- 0	NEUTRAL	1- 1	0- 0	0- 0				
3- 2	0- 0	0- 0	CONFERENCE	1- 2	0- 0	2- 0				
0- 2	0- 0	0- 0	HOME	0- 2	0- 0	0- 0				
3- 0	0- 0	0- 0	AWAY	1- 0	0- 0	2- 0				
0- 0	0- 0	0- 0	NEUTRAL	0- 0	0- 0	0- 0				

RPI	S	Opponent	Score	RPI	S	Opponent	Score	RPI	S	Opponent	Score	RPI	S	Opponent	Score	Team's RPI: 141
9	H	Indiana	53 64					55	H	St. John's (NY)	42 67	180	H	Akron	76 55	
								61	H	Seton Hall	62 67	231	A	Xavier	78 70	
								62	H	IUPUI	64 61	235	A	Georgetown	47 46	
								65	A	Ball St.	70 74	268	H	High Point	74 52	
								72	N	Georgia	36 69	271	H	Eastern Ky.	73 41	
								76	A	Villanova	58 41	287	H	Wagner	74 58	
								88	N	Ohio	60 55	321	H	Purdue Fort Wayne	85 58	
												322	H	Detroit Mercy	82 60	
LAST 10 Division I																
235	A	Georgetown	47 46	321	H	Purdue Fort Wayne	85 58									
76	A	Villanova	58 41	268	H	High Point	74 52									
231	A	Xavier	78 70	9	H	Indiana	53 64									
55	H	St. John's (NY)	42 67	180	H	Akron	76 55									
61	H	Seton Hall	62 67	88	N	Ohio	60 55									

Non-Div I Games:

Butler

CSU Bakersfield

Through Games Of Jan. 15, 2020

Average RPI Win:	233	WON-LOST	WINNING	LAST 10	STRENGTH OF	OPP. STRENGTH	TEAM	ADJ.	CONF.	ADJ CONF.
Average RPI Loss:	96	RECORD	PCT. RANK	GAMES	SCHEDULE	OF SCHEDULE	RPI	RPI	RPI	RPI
DIV. I ONLY	7- 5	134	7-3	103	174	74	74	32	32	
DIV. I NON-CONF.	5- 5	164	5-3	68	175	116	116	32	32	
TOTALS	RPI 1-25	RPI 26-50	W-L RECORDS	RPI 51-100	RPI 101-150	RPI 150+				
7- 5	0- 2	0- 0	OVERALL	1- 1	0- 0	6- 2				
5- 0	0- 0	0- 0	HOME	1- 0	0- 0	4- 0				
2- 5	0- 2	0- 0	AWAY	0- 1	0- 0	2- 2				
0- 0	0- 0	0- 0	NEUTRAL	0- 0	0- 0	0- 0				
5- 5	0- 2	0- 0	NON-CONFERENCE	1- 1	0- 0	4- 2				
5- 0	0- 0	0- 0	HOME	1- 0	0- 0	4- 0				
0- 5	0- 2	0- 0	AWAY	0- 1	0- 0	0- 2				
0- 0	0- 0	0- 0	NEUTRAL	0- 0	0- 0	0- 0				
2- 0	0- 0	0- 0	CONFERENCE	0- 0	0- 0	2- 0				
0- 0	0- 0	0- 0	HOME	0- 0	0- 0	0- 0				
2- 0	0- 0	0- 0	AWAY	0- 0	0- 0	2- 0				
0- 0	0- 0	0- 0	NEUTRAL	0- 0	0- 0	0- 0				

RPI 1-25				RPI 26-50				RPI 51-100				RPI 101+			
RPI	S	Opponent	Score	RPI	S	Opponent	Score	RPI	S	Opponent	Score	RPI	S	Opponent	Score
5	A	Oregon St.	50 69					66	H	Pacific	80 70	153	A	Wright St.	60 65
7	A	Gonzaga	48 92					79	A	Washington	49 80	167	H	San Jose St.	75 71
												225	A	Grand Canyon	59 54
												236	A	UC Riverside	52 53
												264	H	North Texas	61 52
												285	H	UC Santa Barbara	66 62
												304	A	California Baptist	66 61
												323	H	N.C. Central	80 71
LAST 10 Division I															
304	A	California Baptist	66 61	66	H	Pacific	80 70								
225	A	Grand Canyon	59 54	323	H	N.C. Central	80 71								
236	A	UC Riverside	52 53	167	H	San Jose St.	75 71								
5	A	Oregon St.	50 69	264	H	North Texas	61 52								
285	H	UC Santa Barbara	66 62	153	A	Wright St.	60 65								

Non-Div I Games: Fresno Pacific 95 64 Westcliff 100 44 Cal St. Dom. Hills 83 74

CSU Bakersfield

Loss, Non-Conf, S Site, H Home A Away N Neutral

Average RPI Win:	240	WON-LOST	WINNING	LAST 10	STRENGTH OF	OPP. STRENGTH	TEAM	ADJ.	CONF.	ADJ CONF.
Average RPI Loss:	139	RECORD	PCT. RANK	GAMES	SCHEDULE	OF SCHEDULE	RPI	RPI	RPI	RPI
DIV. I ONLY	6- 9	223	5-5	289	45	252	252	26	26	
DIV. I NON-CONF.	4- 9	250	3-5	268	29	271	271	26	26	
TOTALS	RPI 1-25	RPI 26-50	W-L RECORDS	RPI 51-100	RPI 101-150	RPI 150+				
6- 9	0- 1	0- 1	OVERALL	0- 1	0- 2	6- 4				
3- 4	0- 1	0- 1	HOME	0- 0	0- 2	3- 0				
2- 4	0- 0	0- 0	AWAY	0- 1	0- 0	2- 3				
1- 1	0- 0	0- 0	NEUTRAL	0- 0	0- 0	1- 1				
4- 9	0- 1	0- 1	NON-CONFERENCE	0- 1	0- 2	4- 4				
1- 4	0- 1	0- 1	HOME	0- 0	0- 2	1- 0				
2- 4	0- 0	0- 0	AWAY	0- 1	0- 0	2- 3				
1- 1	0- 0	0- 0	NEUTRAL	0- 0	0- 0	1- 1				
2- 0	0- 0	0- 0	CONFERENCE	0- 0	0- 0	2- 0				
2- 0	0- 0	0- 0	HOME	0- 0	0- 0	2- 0				
0- 0	0- 0	0- 0	AWAY	0- 0	0- 0	0- 0				
0- 0	0- 0	0- 0	NEUTRAL	0- 0	0- 0	0- 0				

RPI 1-25				RPI 26-50				RPI 51-100				RPI 101+ Team's RPI: 252			
RPI	S	Opponent	Score	RPI	S	Opponent	Score	RPI	S	Opponent	Score	RPI	S	Opponent	Score
6	H	UCLA	44 58	27	H	Virginia	47 72	52	A	Washington St.	61 71	109	H	Southern California	53 69
												143	H	Santa Clara	55 76
												152	H	Portland	73 64
												191	A	San Diego	40 59
												202	H	Hawaii	58 54
												208	N	SMU	58 68
												215	A	San Francisco	61 79
												256	H	UC Irvine	70 62
												269	A	LMU (CA)	56 54
												278	N	Indiana St.	67 59
												282	A	San Diego St.	74 69
												304	A	California Baptist	56 64
LAST 10 Division I															
256	H	UC Irvine	70 62	6	H	UCLA	44 58	269	A	LMU (CA)	56 54	278	N	Indiana St.	67 59
202	H	Hawaii	58 54	208	N	SMU	58 68	52	A	Washington St.	61 71				
282	A	San Diego St.	74 69												
191	A	San Diego	40 59												
143	H	Santa Clara	55 76												

Non-Div I Games: Hope Int'l 77 54

CSUN

■ Loss,
 ■ Non-Conf,
 ■ S Site,
 ■ H Home
 ■ A Away
 N Neutral

Average RPI Win: 266		WON-LOST	WINNING	LAST 10	STRENGTH OF	OPP. STRENGTH	TEAM	ADJ.	CONF.	ADJ CONF.
Average RPI Loss: 204		RECORD	PCT. RANK	GAMES	SCHEDULE	OF SCHEDULE	RPI	RPI	RPI	RPI
DIV. I ONLY		2- 10	320	2-8	262	316	331	331	26	26
DIV. I NON-CONF.		2- 8	295	2-6	228	317	322	322	26	26
TOTALS		RPI 1-25	RPI 26-50	W-L RECORDS	RPI 51-100	RPI 101-150	RPI 150+			
2- 10	0- 0		0- 2	OVERALL	0- 0	0- 2	2- 6			
2- 3	0- 0		0- 1	HOME	0- 0	0- 1	2- 1			
0- 7	0- 0		0- 1	AWAY	0- 0	0- 1	0- 5			
0- 0	0- 0		0- 0	NEUTRAL	0- 0	0- 0	0- 0			
2- 8	0- 0		0- 2	NON-CONFERENCE	0- 0	0- 2	2- 4			
2- 3	0- 0		0- 1	HOME	0- 0	0- 1	2- 1			
0- 5	0- 0		0- 1	AWAY	0- 0	0- 1	0- 3			
0- 0	0- 0		0- 0	NEUTRAL	0- 0	0- 0	0- 0			
0- 2	0- 0		0- 0	CONFERENCE	0- 0	0- 0	0- 2			
0- 0	0- 0		0- 0	HOME	0- 0	0- 0	0- 0			
0- 2	0- 0		0- 0	AWAY	0- 0	0- 0	0- 2			
0- 0	0- 0		0- 0	NEUTRAL	0- 0	0- 0	0- 0			

RPI 1-25				RPI 26-50				RPI 51-100				RPI 101+				Team's RPI: 331	
RPI	S	Opponent	Score	RPI	S	Opponent	Score	RPI	S	Opponent	Score	RPI	S	Opponent	Score		
				38	A	Arizona St.	41 66					106	H	Fresno St.	52 79		
				44	H	Old Dominion	55 61					131	A	Saint Mary's (CA)	67 84		
												187	H	Lamar University	57 56		
												230	A	Pepperdine	53 63		
												277	A	Long Beach St.	69 72		
												285	A	UC Santa Barbara	50 52		
												293	A	Denver	66 96		
												303	A	Nevada	40 71		
												337	H	Seattle U	49 72		
												345	H	Sacramento St.	62 43		
LAST 10 Division I																	
				285	A	UC Santa Barbara	50 52	187	H	Lamar University	57 56						
				277	A	Long Beach St.	69 72	44	H	Old Dominion	55 61						
				303	A	Nevada	40 71	38	A	Arizona St.	41 66						
				337	H	Seattle U	49 72	345	H	Sacramento St.	62 43						
				131	A	Saint Mary's (CA)	67 84	293	A	Denver	66 96						

Non-Div I Games:	Holy Names	100	35
------------------	------------	-----	----

Cal Poly

■ Loss, ■ Non-Conf, S Site, H Home A Away N Neutral

California

Through Games Of Jan. 15, 2020

Average RPI Win:	216	WON-LOST	WINNING	LAST 10	STRENGTH OF	OPP. STRENGTH	TEAM	ADJ.	CONF.	ADJ CONF.
Average RPI Loss:	45	RECORD	PCT. RANK	GAMES	SCHEDULE	OF SCHEDULE	RPI	RPI	RPI	RPI
DIV. I ONLY	8- 7	154	5-5	27	78	96	96	1	1	
DIV. I NON-CONF.	8- 3	68	5-1	83	195	67	67	1	1	
TOTALS	RPI 1-25	RPI 26-50	W-L RECORDS	RPI 51-100	RPI 101-150	RPI 150+				
8- 7	0- 4	1- 0	OVERALL	0- 2	1- 1	6- 0				
7- 4	0- 2	1- 0	HOME	0- 2	1- 0	5- 0				
1- 3	0- 2	0- 0	AWAY	0- 0	0- 1	1- 0				
0- 0	0- 0	0- 0	NEUTRAL	0- 0	0- 0	0- 0				
8- 3	0- 2	1- 0	NON-CONFERENCE	0- 0	1- 1	6- 0				
7- 1	0- 1	1- 0	HOME	0- 0	1- 0	5- 0				
1- 2	0- 1	0- 0	AWAY	0- 0	0- 1	1- 0				
0- 0	0- 0	0- 0	NEUTRAL	0- 0	0- 0	0- 0				
0- 4	0- 2	0- 0	CONFERENCE	0- 2	0- 0	0- 0				
0- 3	0- 1	0- 0	HOME	0- 2	0- 0	0- 0				
0- 1	0- 1	0- 0	AWAY	0- 0	0- 0	0- 0				
0- 0	0- 0	0- 0	NEUTRAL	0- 0	0- 0	0- 0				

RPI	S	Opponent	Score	RPI	S	Opponent	Score	RPI	S	Opponent	Score	RPI	S	Opponent	Score
4	A	UConn	61 72	46	H	Arkansas	84 80	52	H	Washington St.	75 96	143	H	Santa Clara	69 65
8	A	Stanford	40 73					79	H	Washington	64 67	145	A	Harvard	53 56
8	H	Stanford	65 79									192	H	Boston U.	73 62
19	H	Kentucky	61 63									225	H	Grand Canyon	72 53
												236	H	UC Riverside	84 61
												277	H	Long Beach St.	68 45
												282	A	San Diego St.	74 48
												323	H	N.C. Central	90 69
LAST 10 Division I															
8	H	Stanford	65 79	19	H	Kentucky	61 63	143	H	Santa Clara	69 65	192	H	Boston U.	73 62
8	A	Stanford	40 73	225	H	Grand Canyon	72 53	277	H	Long Beach St.	68 45	282	A	San Diego St.	74 48
52	H	Washington St.	75 96	323	H	N.C. Central	90 69								
79	H	Washington	64 67												

Non-Div I Games:

California

Loss, Non-Conf, S Site, H Home A Away N Neutral

Average RPI Win:	270	WON-LOST	WINNING	LAST 10	STRENGTH OF	OPP. STRENGTH	TEAM	ADJ.	CONF.	ADJ CONF.
Average RPI Loss:	198	RECORD	PCT. RANK	GAMES	SCHEDULE	OF SCHEDULE	RPI	RPI	RPI	RPI
DIV. I ONLY	6- 10	236	1-9	295	269	304	304	32	32	
DIV. I NON-CONF.	6- 6	164	1-5	255	291	242	242	32	32	
TOTALS	RPI 1-25	RPI 26-50	W-L RECORDS	RPI 51-100	RPI 101-150	RPI 150+				
6- 10	0- 1	0- 0	OVERALL	0- 1	0- 1	6- 7				
5- 3	0- 0	0- 0	HOME	0- 1	0- 0	5- 2				
1- 4	0- 0	0- 0	AWAY	0- 0	0- 0	1- 4				
0- 3	0- 1	0- 0	NEUTRAL	0- 0	0- 1	0- 1				
6- 6	0- 1	0- 0	NON-CONFERENCE	0- 0	0- 1	6- 4				
5- 1	0- 0	0- 0	HOME	0- 0	0- 0	5- 1				
1- 2	0- 0	0- 0	AWAY	0- 0	0- 0	1- 2				
0- 3	0- 1	0- 0	NEUTRAL	0- 0	0- 1	0- 1				
0- 4	0- 0	0- 0	CONFERENCE	0- 1	0- 0	0- 3				
0- 2	0- 0	0- 0	HOME	0- 1	0- 0	0- 1				
0- 2	0- 0	0- 0	AWAY	0- 0	0- 0	0- 2				
0- 0	0- 0	0- 0	NEUTRAL	0- 0	0- 0	0- 0				

RPI 1-25				RPI 26-50				RPI 51-100				RPI 101+ Team's RPI: 304			
RPI	S	Opponent	Score	RPI	S	Opponent	Score	RPI	S	Opponent	Score	RPI	S	Opponent	Score
8	N	Stanford	78 83					74	H	CSU Bakersfield	61 66	134	N	Houston	75 96
												197	N	Bowling Green	60 98
												203	A	Cal St. Fullerton	93 97
												225	H	Grand Canyon	58 62
												236	A	UC Riverside	64 80
												237	H	Northern Ariz.	98 79
												252	H	CSUN	64 56
												277	H	Long Beach St.	79 70
												280	H	Alabama A&M	60 55
												282	H	San Diego St.	68 80
												285	H	UC Santa Barbara	85 81
												290	A	Idaho St.	74 68
												301	A	New Mexico St.	56 57
												324	A	UTRGV	68 87
LAST 10 Division I															
225	H	Grand Canyon	58 62	290	A	Idaho St.	74 68								
74	H	CSU Bakersfield	61 66	203	A	Cal St. Fullerton	93 97								
324	A	UTRGV	68 87	236	A	UC Riverside	64 80								
301	A	New Mexico St.	56 57	197	N	Bowling Green	60 98								
282	H	San Diego St.	68 80	134	N	Houston	75 96								

Non-Div I Games: Ottawa (AZ) 103 75 LIFE Pacific 93 48

California Baptist

Loss, Non-Conf, S Site, H Home A Away N Neutral

Average RPI Win: 244		WON-LOST	WINNING	LAST 10	STRENGTH OF	OPP. STRENGTH	TEAM	ADJ.	CONF.	ADJ CONF.
Average RPI Loss: 194		RECORD	PCT. RANK	GAMES	SCHEDULE	OF SCHEDULE	RPI	RPI	RPI	RPI
DIV. I ONLY		9- 5	94	7-3	233	343	132	132	27	27
DIV. I NON-CONF.		3- 4	201	1-2	282	286	225	225	27	27
TOTALS		RPI 1-25	RPI 26-50	W-L RECORDS	RPI 51-100	RPI 101-150	RPI 150+			
9- 5	0- 0		0- 1	OVERALL	0- 1	1- 0	8- 3			
6- 0	0- 0		0- 0	HOME	0- 0	1- 0	5- 0			
3- 5	0- 0		0- 1	AWAY	0- 1	0- 0	3- 3			
0- 0	0- 0		0- 0	NEUTRAL	0- 0	0- 0	0- 0			
3- 4	0- 0		0- 1	NON-CONFERENCE	0- 1	1- 0	2- 2			
2- 0	0- 0		0- 0	HOME	0- 0	1- 0	1- 0			
1- 4	0- 0		0- 1	AWAY	0- 1	0- 0	1- 2			
0- 0	0- 0		0- 0	NEUTRAL	0- 0	0- 0	0- 0			
6- 1	0- 0		0- 0	CONFERENCE	0- 0	0- 0	6- 1			
4- 0	0- 0		0- 0	HOME	0- 0	0- 0	4- 0			
2- 1	0- 0		0- 0	AWAY	0- 0	0- 0	2- 1			
0- 0	0- 0		0- 0	NEUTRAL	0- 0	0- 0	0- 0			

RPI 1-25				RPI 26-50				RPI 51-100				RPI 101+				Team's RPI: 132	
RPI	S	Opponent	Score	RPI	S	Opponent	Score	RPI	S	Opponent	Score	RPI	S	Opponent	Score		
				44	A	Old Dominion	44 59	57	A	Wake Forest	46 74	103	H	UNC Greensboro	72 64		
												176	A	Hampton	68 31		
												229	A	UNC Asheville	52 60		
												233	H	Gardner-Webb	48 44		
												243	H	Kennesaw St.	63 51		
												245	H	Winthrop	63 47		
												265	A	Longwood	70 55		
												268	H	High Point	73 36		
												318	A	Hofstra	55 58		
												323	A	N.C. Central	64 67		
												332	A	Western Caro.	61 40		
												334	H	USC Upstate	50 38		
EAST 10 Division I																	
				245	H	Winthrop	63 47	334	H	USC Upstate	50 38						
				176	A	Hampton	68 31	268	H	High Point	73 36						
				233	H	Gardner-Webb	48 44	318	A	Hofstra	55 58						
				265	A	Longwood	70 55	57	A	Wake Forest	46 74						
				229	A	UNC Asheville	52 60	103	H	UNC Greensboro	72 64						

Non-Div I Games:	St. Andrews	122	56	Bluefield Col.	65	41
------------------	-------------	-----	----	----------------	----	----

Campbell

■ Loss, ■ Non-Conf, S Site, H Home A Away N Neutral

Average RPI Win:	270	WON-LOST	WINNING	LAST 10	STRENGTH OF	OPP. STRENGTH	TEAM	ADJ.	CONF.	ADJ CONF.
Average RPI Loss:	202	RECORD	PCT. RANK	GAMES	SCHEDULE	OF SCHEDULE	RPI	RPI	RPI	RPI
DIV. I ONLY	2- 11	323	1-9	288	272	328	328	24	24	
DIV. I NON-CONF.	1- 8	322	0-6	293	263	341	341	24	24	
TOTALS	RPI 1-25	RPI 26-50	W-L RECORDS	RPI 51-100	RPI 101-150	RPI 150+				
2- 11	0- 0	0- 0	OVERALL	0- 2	0- 1	2- 8				
1- 4	0- 0	0- 0	HOME	0- 1	0- 1	1- 2				
1- 6	0- 0	0- 0	AWAY	0- 1	0- 0	1- 5				
0- 1	0- 0	0- 0	NEUTRAL	0- 0	0- 0	0- 1				
1- 8	0- 0	0- 0	NON-CONFERENCE	0- 1	0- 1	1- 6				
1- 2	0- 0	0- 0	HOME	0- 0	0- 1	1- 1				
0- 5	0- 0	0- 0	AWAY	0- 1	0- 0	0- 4				
0- 1	0- 0	0- 0	NEUTRAL	0- 0	0- 0	0- 1				
1- 3	0- 0	0- 0	CONFERENCE	0- 1	0- 0	1- 2				
0- 2	0- 0	0- 0	HOME	0- 1	0- 0	0- 1				
1- 1	0- 0	0- 0	AWAY	0- 0	0- 0	1- 1				
0- 0	0- 0	0- 0	NEUTRAL	0- 0	0- 0	0- 0				

RPI 1-25				RPI 26-50				RPI 51-100				RPI 101+ Team's RPI: 328			
RPI	S	Opponent	Score	RPI	S	Opponent	Score	RPI	S	Opponent	Score	RPI	S	Opponent	Score
								70	H	Marist	59 90	108	H	Colgate	69 90
								80	A	Buffalo	55 71	164	A	Toledo	65 83
												183	A	Youngstown St.	59 87
												226	A	Stetson	52 68
												227	A	Manhattan	50 68
												246	A	Vermont	53 76
												266	A	Monmouth	71 62
												274	H	St. Bonaventure	84 82
												276	N	Appalachian St.	57 74
												313	H	Siena	63 68
												325	H	Albany (NY)	53 70
LAST 10 Division I															
				313	H	Siena	63 68					276	N	Appalachian St.	57 74
				70	H	Marist	59 90					226	A	Stetson	52 68
				266	A	Monmouth	71 62					246	A	Vermont	53 76
				227	A	Manhattan	50 68					325	H	Albany (NY)	53 70
				164	A	Toledo	65 83					108	H	Colgate	69 90

Non-Div I Games:

Canisius

■ Loss,
 ■ Non-Conf,
 ■ S Site,
 ■ H Home
 ■ A Away
 N Neutral

Central Ark.

Through Games Of Jan. 15, 2020

Average RPI Win:	286	WON-LOST	WINNING	LAST 10	STRENGTH OF	OPP. STRENGTH	TEAM	ADJ.	CONF.	ADJ CONF.
Average RPI Loss:	135	RECORD	PCT. RANK	GAMES	SCHEDULE	OF SCHEDULE	RPI	RPI	RPI	RPI
DIV. I ONLY	4- 9	267	4-6	180	270	234	234	25	25	
DIV. I NON-CONF.	1- 5	313	1-2	71	126	243	243	23	23	
TOTALS	RPI 1-25	RPI 26-50	W-L RECORDS	RPI 51-100	RPI 101-150	RPI 150+				
4- 9	0- 1	0- 0	OVERALL	0- 2	0- 3	4- 3				
2- 2	0- 0	0- 0	HOME	0- 1	0- 1	2- 0				
2- 7	0- 1	0- 0	AWAY	0- 1	0- 2	2- 3				
0- 0	0- 0	0- 0	NEUTRAL	0- 0	0- 0	0- 0				
1- 5	0- 1	0- 0	NON-CONFERENCE	0- 1	0- 1	1- 2				
1- 0	0- 0	0- 0	HOME	0- 0	0- 0	1- 0				
0- 5	0- 1	0- 0	AWAY	0- 1	0- 1	0- 2				
0- 0	0- 0	0- 0	NEUTRAL	0- 0	0- 0	0- 0				
3- 4	0- 0	0- 0	CONFERENCE	0- 1	0- 2	3- 1				
1- 2	0- 0	0- 0	HOME	0- 1	0- 1	1- 0				
2- 2	0- 0	0- 0	AWAY	0- 0	0- 1	2- 1				
0- 0	0- 0	0- 0	NEUTRAL	0- 0	0- 0	0- 0				

RPI S	Opponent	Score	RPI S	Opponent	Score	RPI S	Opponent	Score	RPI S	Opponent	Score	Team's RPI: 234
20	A Texas A&M	46 76				77	A Tennessee	36 63	133	H Sam Houston St.	54 72	
						98	H New Orleans	37 49	137	A Tulane	38 65	
									148	A SFA	41 102	
									177	H Jackson St.	57 54	
									190	A A&M-Corpus Christi	47 67	
									199	A Little Rock	48 63	
									213	A Northern Ky.	56 72	
									306	H Houston Baptist	63 39	
									320	A McNeese	70 57	
									341	A Incarnate Word	47 37	
LAST 10 Division I												
148	A SFA	41 102	190	A A&M-Corpus Christi	47 67							
133	H Sam Houston St.	54 72	341	A Incarnate Word	47 37							
98	H New Orleans	37 49	20	A Texas A&M	46 76							
320	A McNeese	70 57	177	H Jackson St.	57 54							
306	H Houston Baptist	63 39	213	A Northern Ky.	56 72							

Non-Div I Games: Hendrix 104 28 Central Baptist 66 43 Crowley's Ridge 82 26

Central Ark.

Loss, Non-Conf, S Site, H Home A Away N Neutral

Average RPI Win:	339	WON-LOST	WINNING	LAST 10	STRENGTH OF	OPP. STRENGTH	TEAM	ADJ.	CONF.	ADJ CONF.
Average RPI Loss:	203	RECORD	PCT. RANK	GAMES	SCHEDULE	OF SCHEDULE	RPI	RPI	RPI	RPI
DIV. I ONLY	1- 15	345	1-9	283	308	340	340	29	29	
DIV. I NON-CONF.	1- 10	329	1-4	250	309	327	327	30	30	
TOTALS	RPI 1-25	RPI 26-50	W-L RECORDS	RPI 51-100	RPI 101-150	RPI 150+				
1- 15	0- 0	0- 1	OVERALL	0- 2	0- 1	1- 11				
0- 6	0- 0	0- 0	HOME	0- 0	0- 0	0- 6				
1- 9	0- 0	0- 1	AWAY	0- 2	0- 1	1- 5				
0- 0	0- 0	0- 0	NEUTRAL	0- 0	0- 0	0- 0				
1- 10	0- 0	0- 1	NON-CONFERENCE	0- 2	0- 1	1- 6				
0- 3	0- 0	0- 0	HOME	0- 0	0- 0	0- 3				
1- 7	0- 0	0- 1	AWAY	0- 2	0- 1	1- 3				
0- 0	0- 0	0- 0	NEUTRAL	0- 0	0- 0	0- 0				
0- 5	0- 0	0- 0	CONFERENCE	0- 0	0- 0	0- 5				
0- 3	0- 0	0- 0	HOME	0- 0	0- 0	0- 3				
0- 2	0- 0	0- 0	AWAY	0- 0	0- 0	0- 2				
0- 0	0- 0	0- 0	NEUTRAL	0- 0	0- 0	0- 0				

RPI S	Opponent	Score	RPI S	Opponent	Score	RPI S	Opponent	Score	RPI S	Opponent	Score	Team's RPI: 340
36	A FGCU	60 94	80	A Buffalo	56 61	113	A Duquesne	33 72	156	H Robert Morris	56 86	
			84	A Lehigh	51 70	174	H Merrimack	56 65	189	A Fla. Atlantic	54 72	
						219	H Saint Francis (PA)	52 64	220	H UMass Lowell	54 56	
						241	H Brown	73 83	275	A Sacred Heart	58 66	
						291	A New Hampshire	59 70	295	A Pittsburgh	73 81	
						325	H Albany (NY)	63 73	339	A Hartford	61 54	
						347	A LIU Brooklyn	61 63				
LAST 10 Division I												
347	A LIU Brooklyn	61 63	339	A Hartford	61 54							
174	H Merrimack	56 65	36	A FGCU	60 94							
275	A Sacred Heart	58 66	189	A Fla. Atlantic	54 72							
219	H Saint Francis (PA)	52 64	291	A New Hampshire	59 70							
156	H Robert Morris	56 86	220	H UMass Lowell	54 56							

Non-Div I Games:

Central Conn. St.

■ Loss,
 ■ Non-Conf,
 ■ S Site,
 ■ H Home
 ■ A Away
 N Neutral

Average RPI Win:	141	WON-LOST	WINNING	LAST 10	STRENGTH OF	OPP. STRENGTH	TEAM	ADJ.	CONF.	ADJ CONF.
Average RPI Loss:	69	RECORD	PCT. RANK	GAMES	SCHEDULE	OF SCHEDULE	RPI	RPI	RPI	RPI
DIV. I ONLY	11- 4	59	9-1	23	132	26	26	10	10	
DIV. I NON-CONF.	7- 4	100	5-1	22	128	38	38	10	10	
TOTALS	RPI 1-25	RPI 26-50	W-L RECORDS	RPI 51-100	RPI 101-150	RPI 150+				
11- 4	0- 1	0- 1	OVERALL	5- 1	0- 0	6- 1				
6- 1	0- 0	0- 0	HOME	3- 0	0- 0	3- 1				
5- 3	0- 1	0- 1	AWAY	2- 1	0- 0	3- 0				
0- 0	0- 0	0- 0	NEUTRAL	0- 0	0- 0	0- 0				
7- 4	0- 1	0- 1	NON-CONFERENCE	3- 1	0- 0	4- 1				
4- 1	0- 0	0- 0	HOME	2- 0	0- 0	2- 1				
3- 3	0- 1	0- 1	AWAY	1- 1	0- 0	2- 0				
0- 0	0- 0	0- 0	NEUTRAL	0- 0	0- 0	0- 0				
4- 0	0- 0	0- 0	CONFERENCE	2- 0	0- 0	2- 0				
2- 0	0- 0	0- 0	HOME	1- 0	0- 0	1- 0				
2- 0	0- 0	0- 0	AWAY	1- 0	0- 0	1- 0				
0- 0	0- 0	0- 0	NEUTRAL	0- 0	0- 0	0- 0				

RPI 1-25				RPI 26-50				Team's RPI: 26				RPI 51-100				RPI 101+			
RPI	S	Opponent	Score	RPI	S	Opponent	Score	RPI	S	Opponent	Score	RPI	S	Opponent	Score	RPI	S	Opponent	Score
3	A	Louisville	63 76	47	A	Western Ky.	58 93	63	A	UCF	58 64	156	H	Iona	70 50				
								65	H	Ball St.	66 39	162	H	Green Bay	105 111				
								70	H	Marist	77 54	178	H	Miami (OH)	76 70				
								88	A	Ohio	73 71	180	A	Akron	77 72				
								91	A	South Dakota St.	79 74	181	A	Bethune-Cookman	92 67				
								95	H	Dayton	81 80	182	H	Northeastern	79 63				
												270	A	Oakland	65 47				
LAST 10 Division I																			
				65	H	Ball St.	66 39					181	A	Bethune-Cookman	92 67				
				178	H	Miami (OH)	76 70					270	A	Oakland	65 47				
				88	A	Ohio	73 71					91	A	South Dakota St.	79 74				
				180	A	Akron	77 72					156	H	Iona	70 50				
				63	A	UCF	58 64					70	H	Marist	77 54				

Non-Div I Games:

Central Mich.

■ Loss,
 ■ Non-Conf, S Site,
 ■ Home
 ■ Away
 N Neutral

Charleston So.

Through Games Of Jan. 15, 2020

Average RPI Win:	229	WON-LOST	WINNING	LAST 10	STRENGTH OF	OPP. STRENGTH	TEAM	ADJ.	CONF.	ADJ CONF.
Average RPI Loss:	224	RECORD	PCT. RANK	GAMES	SCHEDULE	OF SCHEDULE	RPI	RPI	RPI	RPI
DIV. I ONLY	1- 12	339	1-9	248	347	338	338	27	27	
DIV. I NON-CONF.	0- 7	338	0-4	179	337	338	338	27	27	
TOTALS	RPI 1-25	RPI 26-50	W-L RECORDS	RPI 51-100	RPI 101-150	RPI 150+				
1- 12	0- 1	0- 0	OVERALL	0- 1	0- 0	1- 10				
0- 6	0- 0	0- 0	HOME	0- 0	0- 0	0- 6				
1- 6	0- 1	0- 0	AWAY	0- 1	0- 0	1- 4				
0- 0	0- 0	0- 0	NEUTRAL	0- 0	0- 0	0- 0				
0- 7	0- 1	0- 0	NON-CONFERENCE	0- 1	0- 0	0- 5				
0- 4	0- 0	0- 0	HOME	0- 0	0- 0	0- 4				
0- 3	0- 1	0- 0	AWAY	0- 1	0- 0	0- 1				
0- 0	0- 0	0- 0	NEUTRAL	0- 0	0- 0	0- 0				
1- 5	0- 0	0- 0	CONFERENCE	0- 0	0- 0	1- 5				
0- 2	0- 0	0- 0	HOME	0- 0	0- 0	0- 2				
1- 3	0- 0	0- 0	AWAY	0- 0	0- 0	1- 3				
0- 0	0- 0	0- 0	NEUTRAL	0- 0	0- 0	0- 0				

RPI 1-25			RPI 26-50			RPI 51-100			RPI 101+			Team's RPI: 338
RPI	S	Opponent	Score	RPI	S	Opponent	Score	RPI	S	Opponent	Score	
16	A	Florida St.	36 88					68	A	North Carolina	54 85	
								161	H	North Dakota	57 73	
								181	H	Bethune-Cookman	41 81	
								224	H	Col. of Charleston	70 79	
								229	A	UNC Asheville	60 48	
								233	H	Gardner-Webb	52 79	
								262	A	Radford	35 72	
								265	A	Longwood	64 84	
								268	H	High Point	70 84	
								332	A	Western Caro.	64 69	
								334	A	USC Upstate	53 70	
								346	H	South Carolina St.	75 81	
LAST 10 Division I												
229	A	UNC Asheville	60 48	334	A	USC Upstate	53 70					
268	H	High Point	70 84	224	H	Col. of Charleston	70 79					
265	A	Longwood	64 84	332	A	Western Caro.	64 69					
262	A	Radford	35 72	161	H	North Dakota	57 73					
233	H	Gardner-Webb	52 79	181	H	Bethune-Cookman	41 81					

Non-Div I Games: Columbia (SC) 76 59 Virginia-Lynchburg 92 55

Charleston So.

Loss, Non-Conf, S Site, H Home A Away N Neutral

Average RPI Win:	170	WON-LOST	WINNING	LAST 10	STRENGTH OF	OPP. STRENGTH	TEAM	ADJ.	CONF.	ADJ CONF.
Average RPI Loss:	60	RECORD	PCT. RANK	GAMES	SCHEDULE	OF SCHEDULE	RPI	RPI	RPI	RPI
DIV. I ONLY	10- 4	64	6-4	106	74	48	48	13	13	
DIV. I NON-CONF.	9- 2	39	5-2	160	80	52	52	14	14	
TOTALS	RPI 1-25	RPI 26-50	W-L RECORDS	RPI 51-100	RPI 101-150	RPI 150+				
10- 4	0- 1	0- 2	OVERALL	2- 0	3- 1	5- 0				
4- 1	0- 0	0- 0	HOME	0- 0	1- 1	3- 0				
4- 3	0- 1	0- 2	AWAY	2- 0	0- 0	2- 0				
2- 0	0- 0	0- 0	NEUTRAL	0- 0	2- 0	0- 0				
9- 2	0- 1	0- 0	NON-CONFERENCE	2- 0	3- 1	4- 0				
4- 1	0- 0	0- 0	HOME	0- 0	1- 1	3- 0				
3- 1	0- 1	0- 0	AWAY	2- 0	0- 0	1- 0				
2- 0	0- 0	0- 0	NEUTRAL	0- 0	2- 0	0- 0				
1- 2	0- 0	0- 2	CONFERENCE	0- 0	0- 0	1- 0				
0- 0	0- 0	0- 0	HOME	0- 0	0- 0	0- 0				
1- 2	0- 0	0- 2	AWAY	0- 0	0- 0	1- 0				
0- 0	0- 0	0- 0	NEUTRAL	0- 0	0- 0	0- 0				

RPI 1-25			RPI 26-50			Team's RPI: 48	RPI 51-100			RPI 101+		
RPI	S	Opponent	Score	RPI	S	Opponent	Score	RPI	S	Opponent	Score	
19	A	Kentucky	39 86	44	A	Old Dominion	51 54	57	A	Wake Forest	77 65	102 N Boston College 84 68
				49	A	Middle Tenn.	59 83	86	A	Davidson	75 64	123 H Richmond 78 59
												129 H Fordham 51 76
												137 N Tulane 60 56
												160 A UAB 83 75
												233 H Gardner-Webb 74 49
												244 H Delaware 61 57
												257 A East Carolina 59 47
												302 H UMES 64 44
LAST 10 Division I												
44	A	Old Dominion	51 54	244	H	Delaware	61 57					
49	A	Middle Tenn.	59 83	19	A	Kentucky	39 86					
160	A	UAB	83 75	137	N	Tulane	60 56					
302	H	UMES	64 44	102	N	Boston College	84 68					
86	A	Davidson	75 64	129	H	Fordham	51 76					

Non-Div I Games:

Charlotte

■ Loss,
■ Non-Conf, S Site,
■ Home
■ Away
N Neutral

Chattanooga

Through Games Of Jan. 15, 2020

Average RPI Win:	219	WON-LOST	WINNING	LAST 10	STRENGTH OF	OPP. STRENGTH	TEAM	ADJ.	CONF.	ADJ CONF.
Average RPI Loss:	105	RECORD	PCT. RANK	GAMES	SCHEDULE	OF SCHEDULE	RPI	RPI	RPI	RPI
DIV. I ONLY	2- 14	331	1-9	45	106	217	217	23	23	
DIV. I NON-CONF.	1- 13	337	0-8	24	90	228	228	20	20	
TOTALS	RPI 1-25	RPI 26-50	W-L RECORDS	RPI 51-100	RPI 101-150	RPI 150+				
2- 14	0- 2	0- 1	OVERALL	0- 5	1- 3	1- 3				
0- 6	0- 0	0- 1	HOME	0- 2	0- 1	0- 2				
2- 8	0- 2	0- 0	AWAY	0- 3	1- 2	1- 1				
0- 0	0- 0	0- 0	NEUTRAL	0- 0	0- 0	0- 0				
1- 13	0- 2	0- 1	NON-CONFERENCE	0- 5	1- 2	0- 3				
0- 6	0- 0	0- 1	HOME	0- 2	0- 1	0- 2				
1- 7	0- 2	0- 0	AWAY	0- 3	1- 1	0- 1				
0- 0	0- 0	0- 0	NEUTRAL	0- 0	0- 0	0- 0				
1- 1	0- 0	0- 0	CONFERENCE	0- 0	0- 1	1- 0				
0- 0	0- 0	0- 0	HOME	0- 0	0- 0	0- 0				
1- 1	0- 0	0- 0	AWAY	0- 0	0- 1	1- 0				
0- 0	0- 0	0- 0	NEUTRAL	0- 0	0- 0	0- 0				

RPI S	Opponent	Score	RPI S	Opponent	Score	RPI S	Opponent	Score	RPI S	Opponent	Score	Team's RPI: 217
3	A Louisville	37 86	28	H Purdue	34 66	69	H Troy	51 90	103	A UNC Greensboro	41 49	
21	A NC State	38 74				78	A UT Martin	51 78	105	A Liberty	71 54	
						88	H Ohio	58 70	117	A Cincinnati	53 72	
						90	A Belmont	50 63	144	H Austin Peay	49 50	
						91	A South Dakota St.	56 71	176	H Hampton	55 84	
									185	H Northern Colo.	42 59	
									271	A Eastern Ky.	65 71	
									332	A Western Caro.	59 52	
LAST 10 Division I												
103	A UNC Greensboro	41 49	91	A South Dakota St.	56 71							
332	A Western Caro.	59 52	78	A UT Martin	51 78							
88	H Ohio	58 70	271	A Eastern Ky.	65 71							
21	A NC State	38 74	185	H Northern Colo.	42 59							
69	H Troy	51 90	144	H Austin Peay	49 50							

Non-Div I Games:

Chattanooga

Loss, Non-Conf, S Site, H Home A Away N Neutral

Average RPI Win:	0	WON-LOST	WINNING	LAST 10	STRENGTH OF	OPP. STRENGTH	TEAM	ADJ.	CONF.	ADJ CONF.
Average RPI Loss:	230	RECORD	PCT. RANK	GAMES	SCHEDULE	OF SCHEDULE	RPI	RPI	RPI	RPI
DIV. I ONLY	0- 17	347	0-10	305	329	348	348	32	32	
DIV. I NON-CONF.	0- 13	338	0-6	243	303	342	342	32	32	
TOTALS	RPI 1-25	RPI 26-50	W-L RECORDS	RPI 51-100	RPI 101-150	RPI 150+				
0- 17	0- 0	0- 1	OVERALL	0- 0	0- 4	0- 12				
0- 8	0- 0	0- 1	HOME	0- 0	0- 1	0- 6				
0- 8	0- 0	0- 0	AWAY	0- 0	0- 3	0- 5				
0- 1	0- 0	0- 0	NEUTRAL	0- 0	0- 0	0- 1				
0- 13	0- 0	0- 1	NON-CONFERENCE	0- 0	0- 4	0- 8				
0- 6	0- 0	0- 1	HOME	0- 0	0- 1	0- 4				
0- 6	0- 0	0- 0	AWAY	0- 0	0- 3	0- 3				
0- 1	0- 0	0- 0	NEUTRAL	0- 0	0- 0	0- 1				
0- 4	0- 0	0- 0	CONFERENCE	0- 0	0- 0	0- 4				
0- 2	0- 0	0- 0	HOME	0- 0	0- 0	0- 2				
0- 2	0- 0	0- 0	AWAY	0- 0	0- 0	0- 2				
0- 0	0- 0	0- 0	NEUTRAL	0- 0	0- 0	0- 0				

RPI 1-25			RPI 26-50			RPI 51-100			RPI 101+			Team's RPI: 348
RPI	S	Opponent	Score	RPI	S	Opponent	Score	RPI	S	Opponent	Score	
				50	H	Arizona	50 82					
								111	H	Loyola Chicago	53 98	
								115	A	UT Arlington	53 84	
								125	A	Illinois	66 96	
								126	A	Western Mich.	69 90	
								162	H	Green Bay	46 102	
								175	A	Valparaiso	49 95	
								232	H	Western Ill.	78 88	
								270	H	Oakland	70 98	
								285	N	UC Santa Barbara	65 96	
								301	H	New Mexico St.	60 73	
								303	A	Nevada	60 80	
								324	H	UTRGV	67 87	
								326	A	Evansville	42 76	
								333	H	UIC	61 73	
								337	A	Seattle U	51 80	
								342	A	Utah Valley	58 89	
LAST 10 Division I												
324	H	UTRGV	67 87	326	A	Evansville	42 76					
301	H	New Mexico St.	60 73	126	A	Western Mich.	69 90					
337	A	Seattle U	51 80	232	H	Western Ill.	78 88					
342	A	Utah Valley	58 89	333	H	UIC	61 73					
175	A	Valparaiso	49 95	285	N	UC Santa Barbara	65 96					

Non-Div I Games:

Chicago St.

Average RPI Win:	193	WON-LOST	WINNING	LAST 10	STRENGTH OF	OPP. STRENGTH	TEAM	ADJ.	CONF.	ADJ CONF.
Average RPI Loss:	54	RECORD	PCT. RANK	GAMES	SCHEDULE	OF SCHEDULE	RPI	RPI	RPI	RPI
DIV. I ONLY	11- 5	72	8-2	198	51	117	117	8	8	
DIV. I NON-CONF.	9- 4	84	6-1	252	40	152	152	8	8	
TOTALS	RPI 1-25	RPI 26-50	W-L RECORDS	RPI 51-100	RPI 101-150	RPI 150+				
11- 5	0- 1	0- 1	OVERALL	2- 3	2- 0	7- 0				
8- 2	0- 0	0- 1	HOME	2- 1	1- 0	5- 0				
3- 1	0- 0	0- 0	AWAY	0- 1	1- 0	2- 0				
0- 2	0- 1	0- 0	NEUTRAL	0- 1	0- 0	0- 0				
9- 4	0- 1	0- 1	NON-CONFERENCE	1- 2	2- 0	6- 0				
7- 2	0- 0	0- 1	HOME	1- 1	1- 0	5- 0				
2- 0	0- 0	0- 0	AWAY	0- 0	1- 0	1- 0				
0- 2	0- 1	0- 0	NEUTRAL	0- 1	0- 0	0- 0				
2- 1	0- 0	0- 0	CONFERENCE	1- 1	0- 0	1- 0				
1- 0	0- 0	0- 0	HOME	1- 0	0- 0	0- 0				
1- 1	0- 0	0- 0	AWAY	0- 1	0- 0	1- 0				
0- 0	0- 0	0- 0	NEUTRAL	0- 0	0- 0	0- 0				

RPI 1-25				RPI 26-50				RPI 51-100				RPI 101+				Team's RPI: 117	
RPI	S	Opponent	Score	RPI	S	Opponent	Score	RPI	S	Opponent	Score	RPI	S	Opponent	Score		
10	N	Iowa	61 69	29	H	Ohio St.	73 78	63	H	UCF	81 64	135	A	VCU	58 56		
								64	N	Bucknell	48 56	138	H	Utah	68 62		
								65	H	Ball St.	63 56	178	H	Miami (OH)	98 68		
								75	A	South Fla.	68 76	179	A	Memphis	73 66		
								94	H	Saint Louis	50 60	217	H	Chattanooga	72 53		
												231	A	Xavier	85 78		
												280	H	Alabama A&M	62 47		
												295	H	Pittsburgh	69 53		
												343	H	Coppin St.	86 40		
LAST 10 Division I																	
				63	H	UCF	81 64					280	H	Alabama A&M	62 47		
				179	A	Memphis	73 66					231	A	Xavier	85 78		
				75	A	South Fla.	68 76					178	H	Miami (OH)	98 68		
				343	H	Coppin St.	86 40					135	A	VCU	58 56		
				295	H	Pittsburgh	69 53					64	N	Bucknell	48 56		

Non-Div I Games:

Cincinnati

■ Loss,
 ■ Non-Conf, S Site,
 ■ Home
 ■ Away
 N Neutral

Average RPI Win:	240	WON-LOST	WINNING	LAST 10	STRENGTH OF	OPP. STRENGTH	TEAM	ADJ.	CONF.	ADJ CONF.
Average RPI Loss:	71	RECORD	PCT. RANK	GAMES	SCHEDULE	OF SCHEDULE	RPI	RPI	RPI	RPI
DIV. I ONLY	5- 11	261	3-7	47	63	170	170	3	3	
DIV. I NON-CONF.	4- 7	225	2-3	132	127	220	220	3	3	
TOTALS	RPI 1-25	RPI 26-50	W-L RECORDS	RPI 51-100	RPI 101-150	RPI 150+				
5- 11	0- 5	0- 1	OVERALL	0- 3	2- 0	3- 2				
2- 6	0- 3	0- 0	HOME	0- 2	1- 0	1- 1				
2- 4	0- 1	0- 1	AWAY	0- 1	1- 0	1- 1				
1- 1	0- 1	0- 0	NEUTRAL	0- 0	0- 0	1- 0				
4- 7	0- 3	0- 0	NON-CONFERENCE	0- 2	1- 0	3- 2				
2- 4	0- 1	0- 0	HOME	0- 2	1- 0	1- 1				
1- 2	0- 1	0- 0	AWAY	0- 0	0- 0	1- 1				
1- 1	0- 1	0- 0	NEUTRAL	0- 0	0- 0	1- 0				
1- 4	0- 2	0- 1	CONFERENCE	0- 1	1- 0	0- 0				
0- 2	0- 2	0- 0	HOME	0- 0	0- 0	0- 0				
1- 2	0- 0	0- 1	AWAY	0- 1	1- 0	0- 0				
0- 0	0- 0	0- 0	NEUTRAL	0- 0	0- 0	0- 0				

RPI 1-25				RPI 26-50				RPI 51-100				RPI 101+ Team's RPI: 170			
RPI	S	Opponent	Score	RPI	S	Opponent	Score	RPI	S	Opponent	Score	RPI	S	Opponent	Score
2	H	South Carolina	48 84	30	A	Georgia Tech	47 49	57	A	Wake Forest	58 63	122	A	Notre Dame	71 55
3	H	Louisville	50 75					71	H	Alabama	54 67	127	H	Furman	77 71
10	A	Iowa	60 74					85	H	N.C. A&T	74 82	209	A	Penn St.	55 68
16	H	Florida St.	64 81									273	H	Navy	52 65
24	N	Maryland	44 63									305	H	Alabama St.	76 43
												316	A	Mercer	65 61
												329	N	Alcorn	77 46
LAST 10 Division I															
				30	A	Georgia Tech	47 49	316	A	Mercer	65 61				
				57	A	Wake Forest	58 63	16	H	Florida St.	64 81				
				3	H	Louisville	50 75	10	A	Iowa	60 74				
				122	A	Notre Dame	71 55	329	N	Alcorn	77 46				
				85	H	N.C. A&T	74 82	24	N	Maryland	44 63				

Non-Div I Games:

Clemson

■ Loss,
■ Non-Conf,
■ S Site,
■ H Home
■ A Away
N Neutral

Cleveland St.

Through Games Of Jan. 15, 2020

Average RPI Win:	263	WON-LOST	WINNING	LAST 10	STRENGTH OF	OPP. STRENGTH	TEAM	ADJ.	CONF.	ADJ CONF.
Average RPI Loss:	137	RECORD	PCT. RANK	GAMES	SCHEDULE	OF SCHEDULE	RPI	RPI	RPI	RPI
DIV. I ONLY	11- 3	44	8-2	344	190	158	158	17	17	
DIV. I NON-CONF.	8- 1	27	5-0	350	160	160	160	18	18	
TOTALS	RPI 1-25	RPI 26-50	W-L RECORDS	RPI 51-100	RPI 101-150	RPI 150+				
11- 3	0- 0	0- 0	OVERALL	0- 1	0- 0	11- 2				
3- 1	0- 0	0- 0	HOME	0- 1	0- 0	3- 0				
8- 2	0- 0	0- 0	AWAY	0- 0	0- 0	8- 2				
0- 0	0- 0	0- 0	NEUTRAL	0- 0	0- 0	0- 0				
8- 1	0- 0	0- 0	NON-CONFERENCE	0- 0	0- 0	8- 1				
1- 0	0- 0	0- 0	HOME	0- 0	0- 0	1- 0				
7- 1	0- 0	0- 0	AWAY	0- 0	0- 0	7- 1				
0- 0	0- 0	0- 0	NEUTRAL	0- 0	0- 0	0- 0				
3- 2	0- 0	0- 0	CONFERENCE	0- 1	0- 0	3- 1				
2- 1	0- 0	0- 0	HOME	0- 1	0- 0	2- 0				
1- 1	0- 0	0- 0	AWAY	0- 0	0- 0	1- 1				
0- 0	0- 0	0- 0	NEUTRAL	0- 0	0- 0	0- 0				

RPI 1-25				RPI 26-50				RPI 51-100				RPI 101+				Team's RPI: 158	
RPI	S	Opponent	Score	RPI	S	Opponent	Score	RPI	S	Opponent	Score	RPI	S	Opponent	Score		
								62	H	IUPUI	53	78	153	A	Wright St.	62	78
													180	H	Akron	66	62
													183	H	Youngstown St.	60	52
													197	A	Bowling Green	62	89
													206	A	ETSU	62	54
													213	A	Northern Ky.	73	68
													251	A	Delaware St.	57	49
													255	A	Omaha	79	66
													274	A	St. Bonaventure	65	62
													318	A	Hofstra	61	51
													332	A	Western Caro.	68	61
													333	H	UIC	84	44
													347	A	LIU Brooklyn	79	49
LAST 10 Division I																	
				183	H	Youngstown St.	60	52					255	A	Omaha	79	66
				213	A	Northern Ky.	73	68					206	A	ETSU	62	54
				153	A	Wright St.	62	78					332	A	Western Caro.	68	61
				62	H	IUPUI	53	78					251	A	Delaware St.	57	49
				333	H	UIC	84	44					180	H	Akron	66	62

Non-Div I Games: Davis & Elkins 110 41 Lake Erie 95 49

Cleveland St.

■ Loss,
 ■ Non-Conf,
 ■ S Site,
 ■ H Home
 ■ A Away
 N Neutral

Coastal Caro.

Through Games Of Jan. 15, 2020

Average RPI Win:	226	WON-LOST	WINNING	LAST 10	STRENGTH OF	OPP. STRENGTH	TEAM	ADJ.	CONF.	ADJ CONF.
Average RPI Loss:	96	RECORD	PCT. RANK	GAMES	SCHEDULE	OF SCHEDULE	RPI	RPI	RPI	RPI
DIV. I ONLY	12- 2	24	8-2	303	156	101	101	22	22	
DIV. I NON-CONF.	8- 1	27	4-1	337	186	140	140	21	21	
TOTALS	RPI 1-25	RPI 26-50	W-L RECORDS	RPI 51-100	RPI 101-150	RPI 150+				
12- 2	0- 0	0- 0	OVERALL	1- 1	2- 1	9- 0				
6- 1	0- 0	0- 0	HOME	0- 0	2- 1	4- 0				
5- 1	0- 0	0- 0	AWAY	0- 1	0- 0	5- 0				
1- 0	0- 0	0- 0	NEUTRAL	1- 0	0- 0	0- 0				
8- 1	0- 0	0- 0	NON-CONFERENCE	1- 0	1- 1	6- 0				
4- 1	0- 0	0- 0	HOME	0- 0	1- 1	3- 0				
3- 0	0- 0	0- 0	AWAY	0- 0	0- 0	3- 0				
1- 0	0- 0	0- 0	NEUTRAL	1- 0	0- 0	0- 0				
4- 1	0- 0	0- 0	CONFERENCE	0- 1	1- 0	3- 0				
2- 0	0- 0	0- 0	HOME	0- 0	1- 0	1- 0				
2- 1	0- 0	0- 0	AWAY	0- 1	0- 0	2- 0				
0- 0	0- 0	0- 0	NEUTRAL	0- 0	0- 0	0- 0				

RPI 1-25				RPI 26-50				RPI 51-100				RPI 101+ Team's RPI: 101			
RPI	S	Opponent	Score	RPI	S	Opponent	Score	RPI	S	Opponent	Score	RPI	S	Opponent	Score
								69	A	Troy	77 84	103	H	UNC Greensboro	63 54
								87	N	Elon	76 65	115	H	UT Arlington	62 56
												123	H	Richmond	67 79
												199	A	Little Rock	68 48
												205	H	George Mason	74 59
												222	A	UNCW	62 43
												259	H	Ark.-Pine Bluff	76 69
												263	H	Texas St.	75 67
												279	A	South Alabama	71 62
												300	A	Wofford	78 73
												332	A	Western Caro.	66 43
												346	H	South Carolina St.	85 44
LAST 10 Division I															
				199	A	Little Rock	68 48					346	H	South Carolina St.	85 44
				115	H	UT Arlington	62 56					87	N	Elon	76 65
				263	H	Texas St.	75 67					222	A	UNCW	62 43
				279	A	South Alabama	71 62					205	H	George Mason	74 59
				69	A	Troy	77 84					123	H	Richmond	67 79

Non-Div I Games: UNC Pembroke 86 44 Wesleyan (GA) 132 32

Coastal Caro.

Loss, Non-Conf, S Site, H Home A Away N Neutral

Average RPI Win:	272	WON-LOST	WINNING	LAST 10	STRENGTH OF	OPP. STRENGTH	TEAM	ADJ.	CONF.	ADJ CONF.
Average RPI Loss:	147	RECORD	PCT. RANK	GAMES	SCHEDULE	OF SCHEDULE	RPI	RPI	RPI	RPI
DIV. I ONLY	8- 6	137	6-4	325	265	224	224	14	14	
DIV. I NON-CONF.	6- 4	122	4-2	346	312	278	278	13	13	
TOTALS	RPI 1-25	RPI 26-50	W-L RECORDS	RPI 51-100	RPI 101-150	RPI 150+				
8- 6	0- 0	0- 0	OVERALL	1- 2	0- 2	7- 2				
4- 2	0- 0	0- 0	HOME	1- 0	0- 1	3- 1				
4- 4	0- 0	0- 0	AWAY	0- 2	0- 1	4- 1				
0- 0	0- 0	0- 0	NEUTRAL	0- 0	0- 0	0- 0				
6- 4	0- 0	0- 0	NON-CONFERENCE	0- 1	0- 1	6- 2				
2- 2	0- 0	0- 0	HOME	0- 0	0- 1	2- 1				
4- 2	0- 0	0- 0	AWAY	0- 1	0- 0	4- 1				
0- 0	0- 0	0- 0	NEUTRAL	0- 0	0- 0	0- 0				
2- 2	0- 0	0- 0	CONFERENCE	1- 1	0- 1	1- 0				
2- 0	0- 0	0- 0	HOME	1- 0	0- 0	1- 0				
0- 2	0- 0	0- 0	AWAY	0- 1	0- 1	0- 0				
0- 0	0- 0	0- 0	NEUTRAL	0- 0	0- 0	0- 0				

RPI 1-25				RPI 26-50				RPI 51-100				RPI 101+				Team's RPI: 224	
RPI	S	Opponent	Score	RPI	S	Opponent	Score	RPI	S	Opponent	Score	RPI	S	Opponent	Score		
								57	A	Wake Forest	50	106	103	H	UNC Greensboro	56	69
								81	H	Drexel	73	59	146	A	William & Mary	60	85
								87	A	Elon	48	90	205	H	George Mason	61	72
													244	H	Delaware	84	73
													245	A	Winthrop	84	73
													268	A	High Point	79	70
													286	A	Presbyterian	54	58
													323	H	N.C. Central	85	78
													332	H	Western Caro.	73	62
													338	A	Charleston So.	79	70
													346	A	South Carolina St.	76	55
LAST 10 Division I																	
				146	A	William & Mary	60	85	338	A	Charleston So.	79	70				
				87	A	Elon	48	90	103	H	UNC Greensboro	56	69				
				244	H	Delaware	84	73	245	A	Winthrop	84	73				
				81	H	Drexel	73	59	286	A	Presbyterian	54	58				
				332	H	Western Caro.	73	62	346	A	South Carolina St.	76	55				

Non-Div I Games: Coker 82 57

Col. of Charleston

■ Loss,
 ■ Non-Conf,
 ■ S Site,
 ■ H Home
 ■ A Away
 N Neutral

Average RPI Win:	247	WON-LOST	WINNING	LAST 10	STRENGTH OF	OPP. STRENGTH	TEAM	ADJ.	CONF.	ADJ CONF.
Average RPI Loss:	94	RECORD	PCT. RANK	GAMES	SCHEDULE	OF SCHEDULE	RPI	RPI	RPI	RPI
DIV. I ONLY	12- 4	50	7-3	292	133	108	108	15	15	
DIV. I NON-CONF.	8- 3	68	3-2	238	150	81	81	15	15	
TOTALS	RPI 1-25	RPI 26-50	W-L RECORDS	RPI 51-100	RPI 101-150	RPI 150+				
12- 4	0- 1	0- 0	OVERALL	1- 2	0- 0	11- 1				
8- 0	0- 0	0- 0	HOME	1- 0	0- 0	7- 0				
4- 4	0- 1	0- 0	AWAY	0- 2	0- 0	4- 1				
0- 0	0- 0	0- 0	NEUTRAL	0- 0	0- 0	0- 0				
8- 3	0- 1	0- 0	NON-CONFERENCE	1- 2	0- 0	7- 0				
5- 0	0- 0	0- 0	HOME	1- 0	0- 0	4- 0				
3- 3	0- 1	0- 0	AWAY	0- 2	0- 0	3- 0				
0- 0	0- 0	0- 0	NEUTRAL	0- 0	0- 0	0- 0				
4- 1	0- 0	0- 0	CONFERENCE	0- 0	0- 0	4- 1				
3- 0	0- 0	0- 0	HOME	0- 0	0- 0	3- 0				
1- 1	0- 0	0- 0	AWAY	0- 0	0- 0	1- 1				
0- 0	0- 0	0- 0	NEUTRAL	0- 0	0- 0	0- 0				

RPI 1-25				RPI 26-50				RPI 51-100				RPI 101+ Team's RPI: 108			
RPI	S	Opponent	Score	RPI	S	Opponent	Score	RPI	S	Opponent	Score	RPI	S	Opponent	Score
17	A	Northwestern	44 73					51	H	Yale	70 67	151	A	Cornell	62 58
								71	A	Alabama	52 72	195	A	American	61 63
								94	A	Saint Louis	51 61	220	H	UMass Lowell	73 51
												247	H	Lafayette	73 52
												248	H	Niagara	85 72
												249	H	Army West Point	100 93
												273	H	Navy	80 55
												283	A	Loyola Maryland	76 74
												287	H	Wagner	74 58
												313	H	Siena	88 51
												317	A	NJIT	79 52
												328	A	Canisius	90 69
LAST 10 Division I															
247	H	Lafayette	73 52	287	H	Wagner	74 58								
273	H	Navy	80 55	71	A	Alabama	52 72								
283	A	Loyola Maryland	76 74	313	H	Siena	88 51								
249	H	Army West Point	100 93	248	H	Niagara	85 72								
195	A	American	61 63	17	A	Northwestern	44 73								

Non-Div I Games:

Colgate

■ Loss,
 ■ Non-Conf,
 S Site,
 ■ Home
 ■ Away
 N Neutral

Colorado

Through Games Of Jan. 15, 2020

Average RPI Win:	198	WON-LOST	WINNING	LAST 10	STRENGTH OF	OPP. STRENGTH	TEAM	ADJ.	CONF.	ADJ CONF.
Average RPI Loss:	8	RECORD	PCT. RANK	GAMES	SCHEDULE	OF SCHEDULE	RPI	RPI	RPI	RPI
DIV. I ONLY	13- 3	30	7-3	119	70	40	40	1	1	
DIV. I NON-CONF.	11- 0	1	5-0	295	163	55	55	1	1	
TOTALS	RPI 1-25	RPI 26-50	W-L RECORDS	RPI 51-100	RPI 101-150	RPI 150+				
13- 3	0- 3	0- 0	OVERALL	1- 0	4- 0	8- 0				
7- 1	0- 1	0- 0	HOME	1- 0	2- 0	4- 0				
5- 2	0- 2	0- 0	AWAY	0- 0	2- 0	3- 0				
1- 0	0- 0	0- 0	NEUTRAL	0- 0	0- 0	1- 0				
11- 0	0- 0	0- 0	NON-CONFERENCE	1- 0	2- 0	8- 0				
6- 0	0- 0	0- 0	HOME	1- 0	1- 0	4- 0				
4- 0	0- 0	0- 0	AWAY	0- 0	1- 0	3- 0				
1- 0	0- 0	0- 0	NEUTRAL	0- 0	0- 0	1- 0				
2- 3	0- 3	0- 0	CONFERENCE	0- 0	2- 0	0- 0				
1- 1	0- 1	0- 0	HOME	0- 0	1- 0	0- 0				
1- 2	0- 2	0- 0	AWAY	0- 0	1- 0	0- 0				
0- 0	0- 0	0- 0	NEUTRAL	0- 0	0- 0	0- 0				

RPI 1-25				RPI 26-50		Team's RPI: 40		RPI 51-100				RPI 101+			
RPI	S	Opponent	Score	RPI	S	Opponent	Score	RPI	S	Opponent	Score	RPI	S	Opponent	Score
5	A	Oregon St.	60 72					100	H	Texas Southern	74 50	109	H	Southern California	66 53
6	H	UCLA	62 65									119	H	Wisconsin	74 57
13	A	Oregon	46 104									137	A	Tulane	62 52
												138	A	Utah	80 70
												160	N	UAB	77 69
												214	H	Jacksonville	66 44
												223	A	Wyoming	66 56
												231	A	Xavier	62 53
												258	A	Colorado St.	79 75
												278	H	Indiana St.	59 46
												293	H	Denver	96 70
												317	H	NJIT	80 57
LAST 10 Division I															
				6	H	UCLA	62 65			137	A	Tulane		62	52
				109	H	Southern California	66 53			160	N	UAB		77	69
				5	A	Oregon St.	60 72			293	H	Denver		96	70
				13	A	Oregon	46 104			231	A	Xavier		62	53
				138	A	Utah	80 70			100	H	Texas Southern		74	50

Non-Div I Games:

Colorado

Loss, Non-Conf, S Site, H Home A Away N Neutral

Average RPI Win:	273	WON-LOST	WINNING	LAST 10	STRENGTH OF	OPP. STRENGTH	TEAM	ADJ.	CONF.	ADJ CONF.
Average RPI Loss:	155	RECORD	PCT. RANK	GAMES	SCHEDULE	OF SCHEDULE	RPI	RPI	RPI	RPI
DIV. I ONLY	6- 9	223	4-6	226	305	258	258	19	19	
DIV. I NON-CONF.	4- 5	195	2-2	281	306	275	275	25	25	
TOTALS	RPI 1-25	RPI 26-50	W-L RECORDS	RPI 51-100	RPI 101-150	RPI 150+				
6- 9	0- 0	0- 1	OVERALL	0- 1	0- 2	6- 5				
4- 4	0- 0	0- 1	HOME	0- 0	0- 1	4- 2				
2- 5	0- 0	0- 0	AWAY	0- 1	0- 1	2- 3				
0- 0	0- 0	0- 0	NEUTRAL	0- 0	0- 0	0- 0				
4- 5	0- 0	0- 1	NON-CONFERENCE	0- 1	0- 1	4- 2				
3- 2	0- 0	0- 1	HOME	0- 0	0- 0	3- 1				
1- 3	0- 0	0- 0	AWAY	0- 1	0- 1	1- 1				
0- 0	0- 0	0- 0	NEUTRAL	0- 0	0- 0	0- 0				
2- 4	0- 0	0- 0	CONFERENCE	0- 0	0- 1	2- 3				
1- 2	0- 0	0- 0	HOME	0- 0	0- 1	1- 1				
1- 2	0- 0	0- 0	AWAY	0- 0	0- 0	1- 2				
0- 0	0- 0	0- 0	NEUTRAL	0- 0	0- 0	0- 0				

RPI S	Opponent	Score	RPI S	Opponent	Score	RPI S	Opponent	Score	RPI S	Opponent	Score	Team's RPI: 258
40	H Colorado	75 79	77	A Tennessee	41 79	107	H Boise St.	69 72	120	A Idaho	54 61	
						165	A New Mexico	62 73	167	H San Jose St.	53 58	
						185	A Northern Colo.	75 58	216	A Tulsa	55 61	
						221	H Northern Ill.	75 80	223	A Wyoming	56 49	
						236	H UC Riverside	52 40	282	A San Diego St.	49 59	
						303	H Nevada	75 70	341	H Incarnate Word	75 47	
						350	H Mississippi Val.	65 46				
LAST 10 Division I												
165	A New Mexico	62 73	350	H Mississippi Val.	65 46							
167	H San Jose St.	53 58	77	A Tennessee	41 79							
223	A Wyoming	56 49	107	H Boise St.	69 72							
303	H Nevada	75 70	282	A San Diego St.	49 59							
216	A Tulsa	55 61	236	H UC Riverside	52 40							

Non-Div I Games: Western St. 56 47 Chadron St. 102 51

Colorado St.

Average RPI Win: 232		WON-LOST	WINNING	LAST 10	STRENGTH OF	OPP. STRENGTH	TEAM	ADJ.	CONF.	ADJ CONF.
Average RPI Loss: 158		RECORD	PCT. RANK	GAMES	SCHEDULE	OF SCHEDULE	RPI	RPI	RPI	RPI
DIV. I ONLY		9- 4	67	8-2	308	197	169	169	9	9
DIV. I NON-CONF.		9- 4	84	8-2	311	216	165	165	9	9
TOTALS		RPI 1-25	RPI 26-50	W-L RECORDS	RPI 51-100	RPI 101-150	RPI 150+			
9- 4	0- 0		0- 0	OVERALL	1- 2	1- 0	7- 2			
6- 1	0- 0		0- 0	HOME	1- 0	1- 0	4- 1			
3- 3	0- 0		0- 0	AWAY	0- 2	0- 0	3- 1			
0- 0	0- 0		0- 0	NEUTRAL	0- 0	0- 0	0- 0			
9- 4	0- 0		0- 0	NON-CONFERENCE	1- 2	1- 0	7- 2			
6- 1	0- 0		0- 0	HOME	1- 0	1- 0	4- 1			
3- 3	0- 0		0- 0	AWAY	0- 2	0- 0	3- 1			
0- 0	0- 0		0- 0	NEUTRAL	0- 0	0- 0	0- 0			
0- 0	0- 0		0- 0	CONFERENCE	0- 0	0- 0	0- 0			
0- 0	0- 0		0- 0	HOME	0- 0	0- 0	0- 0			
0- 0	0- 0		0- 0	AWAY	0- 0	0- 0	0- 0			
0- 0	0- 0		0- 0	NEUTRAL	0- 0	0- 0	0- 0			

RPI 1-25				RPI 26-50				RPI 51-100				RPI 101+				Team's RPI: 169	
RPI	S	Opponent	Score	RPI	S	Opponent	Score	RPI	S	Opponent	Score	RPI	S	Opponent	Score		
								53	A	Vanderbilt	51 72	129	H	Fordham	70 51		
								80	A	Buffalo	75 82	156	A	Robert Morris	61 59		
								86	H	Davidson	63 60	172	H	Saint Joseph's	57 71		
												235	H	Georgetown	54 49		
												249	A	Army West Point	71 62		
												272	H	Milwaukee	74 46		
												316	H	Mercer	77 48		
												317	H	NJIT	99 43		
												325	A	Albany (NY)	78 82		
												330	A	Tennessee St.	75 65		
LAST 10 Division I																	
				316	H	Mercer	77 48	235	H	Georgetown	54 49						
				330	A	Tennessee St.	75 65	272	H	Milwaukee	74 46						
				53	A	Vanderbilt	51 72	249	A	Army West Point	71 62						
				317	H	NJIT	99 43	156	A	Robert Morris	61 59						
				86	H	Davidson	63 60	80	A	Buffalo	75 82						

Non-Div I Games:

Columbia

Loss, Non-Conf, S Site, H Home A Away N Neutral

Average RPI Win:	0	WON-LOST	WINNING	LAST 10	STRENGTH OF	OPP. STRENGTH	TEAM	ADJ.	CONF.	ADJ CONF.
Average RPI Loss:	185	RECORD	PCT. RANK	GAMES	SCHEDULE	OF SCHEDULE	RPI	RPI	RPI	RPI
DIV. I ONLY	0- 16	347	0-10	246	266	343	343	30	30	
DIV. I NON-CONF.	0- 12	338	0-6	165	215	328	328	31	31	
TOTALS	RPI 1-25	RPI 26-50	W-L RECORDS	RPI 51-100	RPI 101-150	RPI 150+				
0- 16	0- 1	0- 2	OVERALL	0- 2	0- 2	0- 9				
0- 4	0- 0	0- 0	HOME	0- 0	0- 0	0- 4				
0- 12	0- 1	0- 2	AWAY	0- 2	0- 2	0- 5				
0- 0	0- 0	0- 0	NEUTRAL	0- 0	0- 0	0- 0				
0- 12	0- 1	0- 2	NON-CONFERENCE	0- 2	0- 2	0- 5				
0- 2	0- 0	0- 0	HOME	0- 0	0- 0	0- 2				
0- 10	0- 1	0- 2	AWAY	0- 2	0- 2	0- 3				
0- 0	0- 0	0- 0	NEUTRAL	0- 0	0- 0	0- 0				
0- 4	0- 0	0- 0	CONFERENCE	0- 0	0- 0	0- 4				
0- 2	0- 0	0- 0	HOME	0- 0	0- 0	0- 2				
0- 2	0- 0	0- 0	AWAY	0- 0	0- 0	0- 2				
0- 0	0- 0	0- 0	NEUTRAL	0- 0	0- 0	0- 0				

RPI	S	Opponent	Score	RPI	S	Opponent	Score	RPI	S	Opponent	Score	RPI	S	Opponent	Score	Team's RPI: 343
25	A	Rutgers	33 107	32	A	West Virginia	47 82	91	A	South Dakota St.	41 94	117	A	Cincinnati	40 86	
				43	A	South Dakota	44 82	95	A	Dayton	48 78	140	A	George Washington	35 54	
												159	H	Norfolk St.	48 85	
												181	A	Bethune-Cookman	51 82	
												201	A	La Salle	46 79	
												248	H	Niagara	67 82	
												284	A	Marshall	47 60	
												311	A	UMBC	48 71	
												336	H	Saint Peter's	57 82	
												346	H	South Carolina St.	60 71	
												351	A	Florida A&M	48 58	
LAST 10 Division I																
351	A	Florida A&M	48 58	117	A	Cincinnati	40 86									
181	A	Bethune-Cookman	51 82	248	H	Niagara	67 82									
159	H	Norfolk St.	48 85	43	A	South Dakota	44 82									
346	H	South Carolina St.	60 71	91	A	South Dakota St.	41 94									
95	A	Dayton	48 78	140	A	George Washington	35 54									

Non-Div I Games:

Coppin St.

■ Loss,
 ■ Non-Conf, S Site,
 ■ Home
 ■ Away
 N Neutral

Average RPI Win:	263	WON-LOST	WINNING	LAST 10	STRENGTH OF	OPP. STRENGTH	TEAM	ADJ.	CONF.	ADJ CONF.
Average RPI Loss:	95	RECORD	PCT. RANK	GAMES	SCHEDULE	OF SCHEDULE	RPI	RPI	RPI	RPI
DIV. I ONLY	7- 5	134	6-4	184	205	151	151	9	9	
DIV. I NON-CONF.	7- 5	130	6-4	193	223	147	147	9	9	
TOTALS	RPI 1-25	RPI 26-50	W-L RECORDS	RPI 51-100	RPI 101-150	RPI 150+				
7- 5	0- 0	0- 2	OVERALL	0- 0	0- 2	7- 1				
3- 3	0- 0	0- 0	HOME	0- 0	0- 2	3- 1				
4- 2	0- 0	0- 2	AWAY	0- 0	0- 0	4- 0				
0- 0	0- 0	0- 0	NEUTRAL	0- 0	0- 0	0- 0				
7- 5	0- 0	0- 2	NON-CONFERENCE	0- 0	0- 2	7- 1				
3- 3	0- 0	0- 0	HOME	0- 0	0- 2	3- 1				
4- 2	0- 0	0- 2	AWAY	0- 0	0- 0	4- 0				
0- 0	0- 0	0- 0	NEUTRAL	0- 0	0- 0	0- 0				
0- 0	0- 0	0- 0	CONFERENCE	0- 0	0- 0	0- 0				
0- 0	0- 0	0- 0	HOME	0- 0	0- 0	0- 0				
0- 0	0- 0	0- 0	AWAY	0- 0	0- 0	0- 0				
0- 0	0- 0	0- 0	NEUTRAL	0- 0	0- 0	0- 0				

RPI S	Opponent	Score	RPI S	Opponent	Score	RPI S	Opponent	Score	RPI S	Opponent	Score	Team's RPI: 151
			31	A TCU	49 59				108	H Colgate	58 62	
			32	A West Virginia	62 68				113	H Duquesne	62 72	
									193	H Binghamton	56 59	
									206	H ETSU	71 43	
									220	A UMass Lowell	70 56	
									248	H Niagara	82 59	
									251	A Delaware St.	77 51	
									274	A St. Bonaventure	70 42	
									317	H NJIT	68 44	
									325	A Albany (NY)	71 51	
LAST 10 Division I												
			206	H ETSU	71 43				220	A UMass Lowell	70 56	
			32	A West Virginia	62 68				251	A Delaware St.	77 51	
			274	A St. Bonaventure	70 42				248	H Niagara	82 59	
			113	H Duquesne	62 72				317	H NJIT	68 44	
			193	H Binghamton	56 59				108	H Colgate	58 62	

Non-Div I Games:

Cornell

■ Loss,
 ■ Non-Conf, S Site,
 ■ Home
 ■ Away
 N Neutral

Creighton

Through Games Of Jan. 15, 2020

Average RPI Win:	118	WON-LOST	WINNING	LAST 10	STRENGTH OF	OPP. STRENGTH	TEAM	ADJ.	CONF.	ADJ CONF.
Average RPI Loss:	29	RECORD	PCT. RANK	GAMES	SCHEDULE	OF SCHEDULE	RPI	RPI	RPI	RPI
DIV. I ONLY	12- 4	50	7-3	11	39	15	15	6	6	
DIV. I NON-CONF.	8- 3	68	3-2	14	48	11	11	6	6	
TOTALS	RPI 1-25	RPI 26-50	W-L RECORDS	RPI 51-100	RPI 101-150	RPI 150+				
12- 4	0- 2	3- 2	OVERALL	5- 0	1- 0	3- 0				
6- 1	0- 1	2- 0	HOME	2- 0	1- 0	1- 0				
4- 3	0- 1	0- 2	AWAY	2- 0	0- 0	2- 0				
2- 0	0- 0	1- 0	NEUTRAL	1- 0	0- 0	0- 0				
8- 3	0- 1	2- 2	NON-CONFERENCE	3- 0	1- 0	2- 0				
4- 0	0- 0	1- 0	HOME	1- 0	1- 0	1- 0				
2- 3	0- 1	0- 2	AWAY	1- 0	0- 0	1- 0				
2- 0	0- 0	1- 0	NEUTRAL	1- 0	0- 0	0- 0				
4- 1	0- 1	1- 0	CONFERENCE	2- 0	0- 0	1- 0				
2- 1	0- 1	1- 0	HOME	1- 0	0- 0	0- 0				
2- 0	0- 0	0- 0	AWAY	1- 0	0- 0	1- 0				
0- 0	0- 0	0- 0	NEUTRAL	0- 0	0- 0	0- 0				

RPI 1-25				RPI 26-50				RPI 51-100				RPI 101+			
RPI	S	Opponent	Score	RPI	S	Opponent	Score	RPI	S	Opponent	Score	RPI	S	Opponent	Score
11	H	DePaul	71 74	32	N	West Virginia	82 75	54	N	Temple	69 59	139	H	Wichita St.	56 46
22	A	Drake	53 63	33	H	Marquette	72 62	58	A	Nebraska	79 74	235	A	Georgetown	65 56
				37	H	UNI	57 54	76	A	Villanova	58 42	255	A	Omaha	67 54
				38	A	Arizona St.	55 70	91	H	South Dakota St.	61 48	315	H	North Dakota St.	70 59
				43	A	South Dakota	65 72	93	H	Providence	72 63				
LAST 10 Division I															
				93	H	Providence	72 63	38	A	Arizona St.	55 70				
				11	H	DePaul	71 74	139	H	Wichita St.	56 46				
				33	H	Marquette	72 62	37	H	UNI	57 54				
				76	A	Villanova	58 42	43	A	South Dakota	65 72				
				235	A	Georgetown	65 56	54	N	Temple	69 59				

Non-Div I Games:

Creighton

Loss, Non-Conf, S Site, H Home A Away N Neutral

Average RPI Win:	226	WON-LOST	WINNING	LAST 10	STRENGTH OF	OPP. STRENGTH	TEAM	ADJ.	CONF.	ADJ CONF.
Average RPI Loss:	168	RECORD	PCT. RANK	GAMES	SCHEDULE	OF SCHEDULE	RPI	RPI	RPI	RPI
DIV. I ONLY	7- 7	170	4-6	151	264	154	154	9	9	
DIV. I NON-CONF.	6- 7	182	3-6	178	259	169	169	9	9	
TOTALS	RPI 1-25	RPI 26-50	W-L RECORDS	RPI 51-100	RPI 101-150	RPI 150+				
7- 7	0- 1	0- 0	OVERALL	0- 1	1- 1	6- 4				
5- 1	0- 0	0- 0	HOME	0- 0	1- 0	4- 1				
2- 6	0- 1	0- 0	AWAY	0- 1	0- 1	2- 3				
0- 0	0- 0	0- 0	NEUTRAL	0- 0	0- 0	0- 0				
6- 7	0- 1	0- 0	NON-CONFERENCE	0- 1	0- 1	6- 4				
4- 1	0- 0	0- 0	HOME	0- 0	0- 0	4- 1				
2- 6	0- 1	0- 0	AWAY	0- 1	0- 1	2- 3				
0- 0	0- 0	0- 0	NEUTRAL	0- 0	0- 0	0- 0				
1- 0	0- 0	0- 0	CONFERENCE	0- 0	1- 0	0- 0				
1- 0	0- 0	0- 0	HOME	0- 0	1- 0	0- 0				
0- 0	0- 0	0- 0	AWAY	0- 0	0- 0	0- 0				
0- 0	0- 0	0- 0	NEUTRAL	0- 0	0- 0	0- 0				

RPI	S	Opponent	Score	RPI	S	Opponent	Score	RPI	S	Opponent	Score	RPI	S	Opponent	Score	Team's RPI: 154
17	A	Northwestern	37 79					80	A	Buffalo	49 73	111	A	Loyola Chicago	40 61	
												145	H	Harvard	63 62	
												174	H	Merrimack	57 52	
												192	A	Boston U.	56 74	
												220	A	UMass Lowell	62 51	
												227	A	Manhattan	58 70	
												246	H	Vermont	72 55	
												252	H	Maine	57 41	
												254	A	Fairfield	52 51	
												263	H	Texas St.	51 61	
												283	A	Loyola Maryland	56 72	
												291	H	New Hampshire	66 47	
LAST 10 Division I																
145	H	Harvard	63 62	263	H	Texas St.	51 61									
283	A	Loyola Maryland	56 72	220	A	UMass Lowell	62 51									
80	A	Buffalo	49 73	252	H	Maine	57 41									
192	A	Boston U.	56 74	17	A	Northwestern	37 79									
291	H	New Hampshire	66 47	111	A	Loyola Chicago	40 61									

Non-Div I Games:

Dartmouth

■ Loss,
 ■ Non-Conf,
 S Site,
 ■ Home
 ■ Away
 N Neutral

Division I				Through Games of Jan. 15, 1910						
Average RPI Win:	213	WON-LOST	WINNING	LAST 10	STRENGTH OF	OPP. STRENGTH	TEAM	ADJ.	CONF.	ADJ CONF.
Average RPI Loss:	85	RECORD	PCT. RANK	GAMES	SCHEDULE	OF SCHEDULE	RPI	RPI	RPI	RPI
DIV. I ONLY	10- 6	102	6-4	174	117	86	86	12	12	
DIV. I NON-CONF.	6- 6	164	2-4	242	106	153	153	12	12	

TOTALS	RPI 1-25		RPI 26-50	W-L RECORDS	RPI 51-100		RPI 101-150		RPI 150+	
10- 6	0- 0		0- 3	OVERALL	1- 1		1- 1		8- 1	
4- 1	0- 0		0- 1	HOME	0- 0		1- 0		3- 0	
5- 5	0- 0		0- 2	AWAY	1- 1		0- 1		4- 1	
1- 0	0- 0		0- 0	NEUTRAL	0- 0		0- 0		1- 0	
6- 6	0- 0		0- 3	NON-CONFERENCE	0- 1		0- 1		6- 1	
2- 1	0- 0		0- 1	HOME	0- 0		0- 0		2- 0	
3- 5	0- 0		0- 2	AWAY	0- 1		0- 1		3- 1	
1- 0	0- 0		0- 0	NEUTRAL	0- 0		0- 0		1- 0	
4- 0	0- 0		0- 0	CONFERENCE	1- 0		1- 0		2- 0	
2- 0	0- 0		0- 0	HOME	0- 0		1- 0		1- 0	
2- 0	0- 0		0- 0	AWAY	1- 0		0- 0		1- 0	
0- 0	0- 0		0- 0	NEUTRAL	0- 0		0- 0		0- 0	

RPI 1-25				RPI 26-50				RPI 51-100				Team's RPI: 86				RPI 101+			
RPI	S	Opponent	Score	RPI	S	Opponent	Score	RPI	S	Opponent	Score	RPI	S	Opponent	Score	RPI	S	Opponent	Score
				39	A	Virginia Tech	68 88	81	A	Drexel	63 74	129	H	Fordham	74 62				
				42	A	Duke	52 82	94	A	Saint Louis	65 58	130	A	Florida	50 55				
				48	H	Charlotte	64 75					166	H	Rhode Island	79 67				
												169	A	Columbia	60 63				
												205	A	George Mason	76 69				
												206	A	ETSU	75 60				
												235	H	Georgetown	66 52				
												238	A	UMKC	74 64				
												256	N	UC Irvine	78 72				
												268	A	High Point	73 63				
												332	H	Western Caro.	101 51				
LAST 10 Division I																			
				205	A	George Mason	76 69	48	H	Charlotte	64 75								
				166	H	Rhode Island	79 67	169	A	Columbia	60 63								
				129	H	Fordham	74 62	268	A	High Point	73 63								
				94	A	Saint Louis	65 58	206	A	ETSU	75 60								
				130	A	Florida	50 55	42	A	Duke	52 82								

Non-Div I Games:	Newberry	75	46
------------------	----------	----	----

Davidson

Loss, Non-Conf, S Site, H Home A Away N Neutral

Average RPI Win:	217	WON-LOST	WINNING	LAST 10	STRENGTH OF	OPP. STRENGTH	TEAM	ADJ.	CONF.	ADJ CONF.
Average RPI Loss:	47	RECORD	PCT. RANK	GAMES	SCHEDULE	OF SCHEDULE	RPI	RPI	RPI	RPI
DIV. I ONLY	11- 7	122	8-2	147	33	95	95	12	12	
DIV. I NON-CONF.	7- 7	164	4-2	140	17	136	136	12	12	
TOTALS	RPI 1-25	RPI 26-50	W-L RECORDS	RPI 51-100	RPI 101-150	RPI 150+				
11- 7	0- 3	0- 1	OVERALL	0- 2	2- 1	9- 0				
5- 2	0- 2	0- 0	HOME	0- 0	1- 0	4- 0				
4- 2	0- 0	0- 1	AWAY	0- 1	1- 0	3- 0				
2- 3	0- 1	0- 0	NEUTRAL	0- 1	0- 1	2- 0				
7- 7	0- 3	0- 1	NON-CONFERENCE	0- 2	0- 1	7- 0				
3- 2	0- 2	0- 0	HOME	0- 0	0- 0	3- 0				
2- 2	0- 0	0- 1	AWAY	0- 1	0- 0	2- 0				
2- 3	0- 1	0- 0	NEUTRAL	0- 1	0- 1	2- 0				
4- 0	0- 0	0- 0	CONFERENCE	0- 0	2- 0	2- 0				
2- 0	0- 0	0- 0	HOME	0- 0	1- 0	1- 0				
2- 0	0- 0	0- 0	AWAY	0- 0	1- 0	1- 0				
0- 0	0- 0	0- 0	NEUTRAL	0- 0	0- 0	0- 0				

RPI 1-25				RPI 26-50				RPI 51-100				RPI 101+			
RPI	S	Opponent	Score	RPI	S	Opponent	Score	RPI	S	Opponent	Score	RPI	S	Opponent	Score
2	H	South Carolina	49 75	26	A	Central Mich.	80 81	57	N	Wake Forest	59 78	113	H	Duquesne	54 41
4	H	UConn	37 75					80	A	Buffalo	59 67	123	A	Richmond	65 51
7	N	Gonzaga	65 76									150	N	Auburn	74 76
												164	A	Toledo	60 42
												182	A	Northeastern	71 60
												201	A	La Salle	98 58
												205	H	George Mason	59 55
												252	N	Maine	78 49
												257	N	East Carolina	94 68
												267	H	Lipscomb	82 60
												281	H	Morehead St.	58 41
												343	H	Coppin St.	78 48
LAST 10 Division I															
113	H	Duquesne	54 41	257	N	East Carolina	94 68								
123	A	Richmond	65 51	57	N	Wake Forest	59 78								
205	H	George Mason	59 55	80	A	Buffalo	59 67								
201	A	La Salle	98 58	281	H	Morehead St.	58 41								
343	H	Coppin St.	78 48	252	N	Maine	78 49								

Non-Div I Games:

Dayton

Average RPI Win:	117	WON-LOST	WINNING	LAST 10	STRENGTH OF	OPP. STRENGTH	TEAM	ADJ.	CONF.	ADJ CONF.
Average RPI Loss:	5	RECORD	PCT. RANK	GAMES	SCHEDULE	OF SCHEDULE	RPI	RPI	RPI	RPI
DIV. I ONLY	15- 2	12	9-1	15	16	11	11	6	6	
DIV. I NON-CONF.	10- 2	30	4-1	33	25	14	14	6	6	
TOTALS	RPI 1-25	RPI 26-50	W-L RECORDS	RPI 51-100	RPI 101-150	RPI 150+				
15- 2	2- 2	2- 0	OVERALL	4- 0	2- 0	5- 0				
9- 1	0- 1	2- 0	HOME	3- 0	0- 0	4- 0				
6- 1	2- 1	0- 0	AWAY	1- 0	2- 0	1- 0				
0- 0	0- 0	0- 0	NEUTRAL	0- 0	0- 0	0- 0				
10- 2	1- 2	1- 0	NON-CONFERENCE	1- 0	2- 0	5- 0				
6- 1	0- 1	1- 0	HOME	1- 0	0- 0	4- 0				
4- 1	1- 1	0- 0	AWAY	0- 0	2- 0	1- 0				
0- 0	0- 0	0- 0	NEUTRAL	0- 0	0- 0	0- 0				
5- 0	1- 0	1- 0	CONFERENCE	3- 0	0- 0	0- 0				
3- 0	0- 0	1- 0	HOME	2- 0	0- 0	0- 0				
2- 0	1- 0	0- 0	AWAY	1- 0	0- 0	0- 0				
0- 0	0- 0	0- 0	NEUTRAL	0- 0	0- 0	0- 0				

RPI	S	Opponent	Score	RPI	S	Opponent	Score	RPI	S	Opponent	Score	RPI	S	Opponent	Score
4	H	UConn	74 84	33	H	Marquette	89 71	55	H	St. John's (NY)	74 69	111	A	Loyola Chicago	83 76
5	A	Oregon St.	77 98	35	H	Miami (FL)	89 83	61	H	Seton Hall	85 68	122	A	Notre Dame	105 94
15	A	Creighton	74 71					81	H	Drexel	81 57	162	A	Green Bay	76 65
17	A	Northwestern	70 68					93	A	Providence	80 67	178	H	Miami (OH)	98 79
												212	H	Arkansas St.	109 64
												272	H	Milwaukee	94 65
												305	H	Alabama St.	105 76
LAST 10 Division I															
55	H	St. John's (NY)	74 69	111	A	Loyola Chicago	83 76	4	H	UConn	74 84				
61	H	Seton Hall	85 68					305	H	Alabama St.	105 76				
15	A	Creighton	74 71					122	A	Notre Dame	105 94				
93	A	Providence	80 67					162	A	Green Bay	76 65				
33	H	Marquette	89 71												

Non-Div I Games:

DePaul

Average RPI Win:	205	WON-LOST	WINNING	LAST 10	STRENGTH OF	OPP. STRENGTH	TEAM	ADJ.	CONF.	ADJ CONF.
Average RPI Loss:	164	RECORD	PCT. RANK	GAMES	SCHEDULE	OF SCHEDULE	RPI	RPI	RPI	RPI
DIV. I ONLY	5- 10	252	4-6	220	162	244	244	14	14	
DIV. I NON-CONF.	4- 7	225	3-3	149	132	191	191	13	13	
TOTALS	RPI 1-25	RPI 26-50	W-L RECORDS	RPI 51-100	RPI 101-150	RPI 150+				
5- 10	0- 1	0- 1	OVERALL	0- 1	1- 1	4- 6				
2- 4	0- 0	0- 0	HOME	0- 0	0- 1	2- 3				
2- 6	0- 1	0- 1	AWAY	0- 1	0- 0	2- 3				
1- 0	0- 0	0- 0	NEUTRAL	0- 0	1- 0	0- 0				
4- 7	0- 1	0- 1	NON-CONFERENCE	0- 1	1- 1	3- 3				
1- 3	0- 0	0- 0	HOME	0- 0	0- 1	1- 2				
2- 4	0- 1	0- 1	AWAY	0- 1	0- 0	2- 1				
1- 0	0- 0	0- 0	NEUTRAL	0- 0	1- 0	0- 0				
1- 3	0- 0	0- 0	CONFERENCE	0- 0	0- 0	1- 3				
1- 1	0- 0	0- 0	HOME	0- 0	0- 0	1- 1				
0- 2	0- 0	0- 0	AWAY	0- 0	0- 0	0- 2				
0- 0	0- 0	0- 0	NEUTRAL	0- 0	0- 0	0- 0				

RPI 1-25				RPI 26-50				RPI 51-100				RPI 101+ Team's RPI: 244			
RPI	S	Opponent	Score	RPI	S	Opponent	Score	RPI	S	Opponent	Score	RPI	S	Opponent	Score
24	A	Maryland	55 99	48	A	Charlotte	57 61	63	A	UCF	49 75	140	H	George Washington	49 63
												143	N	Santa Clara	81 80
												156	A	Robert Morris	73 62
												182	H	Northeastern	62 72
												203	A	Cal St. Fullerton	72 55
												205	H	George Mason	63 44
												222	A	UNCW	65 71
												224	A	Col. of Charleston	73 84
												233	A	Gardner-Webb	65 67
												251	H	Delaware St.	64 67
												252	H	Maine	56 69
												318	H	Hofstra	80 59
LAST 10 Division I															
182	H	Northeastern	62 72	48	A	Charlotte	57 61	233	A	Gardner-Webb	65 67				
318	H	Hofstra	80 59					156	A	Robert Morris	73 62				
224	A	Col. of Charleston	73 84					140	H	George Washington	49 63				
222	A	UNCW	65 71					143	N	Santa Clara	81 80				
205	H	George Mason	63 44												

Non-Div I Games:

Delaware

■ Loss,
■ Non-Conf,
■ S Site,
■ H Home
■ A Away
N Neutral

Average RPI Win:	301	WON-LOST	WINNING	LAST 10	STRENGTH OF	OPP. STRENGTH	TEAM	ADJ.	CONF.	ADJ CONF.
Average RPI Loss:	135	RECORD	PCT. RANK	GAMES	SCHEDULE	OF SCHEDULE	RPI	RPI	RPI	RPI
DIV. I ONLY	4- 10	275	3-7	66	348	251	251	30	30	
DIV. I NON-CONF.	2- 9	304	1-6	23	348	241	241	31	31	
TOTALS	RPI 1-25	RPI 26-50	W-L RECORDS	RPI 51-100	RPI 101-150	RPI 150+				
4- 10	0- 0	0- 1	OVERALL	0- 2	0- 3	4- 4				
3- 7	0- 0	0- 0	HOME	0- 2	0- 2	3- 3				
1- 3	0- 0	0- 1	AWAY	0- 0	0- 1	1- 1				
0- 0	0- 0	0- 0	NEUTRAL	0- 0	0- 0	0- 0				
2- 9	0- 0	0- 1	NON-CONFERENCE	0- 1	0- 3	2- 4				
1- 6	0- 0	0- 0	HOME	0- 1	0- 2	1- 3				
1- 3	0- 0	0- 1	AWAY	0- 0	0- 1	1- 1				
0- 0	0- 0	0- 0	NEUTRAL	0- 0	0- 0	0- 0				
2- 1	0- 0	0- 0	CONFERENCE	0- 1	0- 0	2- 0				
2- 1	0- 0	0- 0	HOME	0- 1	0- 0	2- 0				
0- 0	0- 0	0- 0	AWAY	0- 0	0- 0	0- 0				
0- 0	0- 0	0- 0	NEUTRAL	0- 0	0- 0	0- 0				

RPI S	Opponent	Score	RPI S	Opponent	Score	RPI S	Opponent	Score	RPI S	Opponent	Score	Team's RPI: 251
45	A James Madison	64 83	84	H Lehigh	38 68	102	A Boston College	69 109				
			85	H N.C. A&T	45 69	124	H Rider	69 71				
						146	H William & Mary	52 73				
						151	H Cornell	51 77				
						158	H Cleveland St.	49 57				
						193	H Binghamton	66 75				
						244	A Delaware	67 64				
						265	A Longwood	62 78				
						299	H Morgan St.	69 61				
						323	H N.C. Central	64 54				
						336	H Saint Peter's	89 66				
LAST 10 Division I												
85	H N.C. A&T	45 69	45	A James Madison	64 83							
323	H N.C. Central	64 54	265	A Longwood	62 78							
299	H Morgan St.	69 61	336	H Saint Peter's	89 66							
124	H Rider	69 71	158	H Cleveland St.	49 57							
102	A Boston College	69 109	146	H William & Mary	52 73							

Non-Div I Games: Post 67 41 Georgian Court 69 48

Delaware St.

Loss, Non-Conf, S Site, H Home A Away N Neutral

Average RPI Win: 243	WON-LOST	WINNING	LAST 10	STRENGTH OF	OPP. STRENGTH	TEAM	ADJ.	CONF.	ADJ CONF.
Average RPI Loss: 171	RECORD	PCT. RANK	GAMES	SCHEDULE	OF SCHEDULE	RPI	RPI	RPI	RPI
DIV. I ONLY	6- 11	249	2-8	219	274	293	293	18	18
DIV. I NON-CONF.	5- 7	205	1-4	253	278	295	295	19	19
TOTALS	RPI 1-25	RPI 26-50	W-L RECORDS	RPI 51-100	RPI 101-150	RPI 150+			
6- 11	0- 0	0- 2	OVERALL	0- 1	1- 1	5- 7			
6- 4	0- 0	0- 0	HOME	0- 1	1- 0	5- 3			
0- 5	0- 0	0- 2	AWAY	0- 0	0- 0	0- 3			
0- 2	0- 0	0- 0	NEUTRAL	0- 0	0- 1	0- 1			
5- 7	0- 0	0- 1	NON-CONFERENCE	0- 0	1- 1	4- 5			
5- 2	0- 0	0- 0	HOME	0- 0	1- 0	4- 2			
0- 3	0- 0	0- 1	AWAY	0- 0	0- 0	0- 2			
0- 2	0- 0	0- 0	NEUTRAL	0- 0	0- 1	0- 1			
1- 4	0- 0	0- 1	CONFERENCE	0- 1	0- 0	1- 2			
1- 2	0- 0	0- 0	HOME	0- 1	0- 0	1- 1			
0- 2	0- 0	0- 1	AWAY	0- 0	0- 0	0- 1			
0- 0	0- 0	0- 0	NEUTRAL	0- 0	0- 0	0- 0			

RPI S	Opponent	Score	RPI S	Opponent	Score	RPI S	Opponent	Score	RPI S	Opponent	Score	Team's RPI: 293
40	A Colorado	70 96	43	A South Dakota	61 104	91	H South Dakota St.	79 86	126	N Western Mich.	70 79	
									147	H Southern Utah	81 73	
									161	H North Dakota	82 90	
									180	N Akron	72 88	
									185	H Northern Colo.	74 55	
									187	A Lamar University	59 71	
									223	H Wyoming	71 57	
									232	A Western Ill.	75 82	
									238	A UMKC	79 83	
									256	H UC Irvine	83 75	
									280	H Alabama A&M	83 86	
									301	H New Mexico St.	75 78	
									315	H North Dakota St.	91 82	
									331	H Cal Poly	96 66	
LAST 10 Division I												
232	A Western Ill.	75 82	126	N Western Mich.	70 79							
91	H South Dakota St.	79 86	180	N Akron	72 88							
43	A South Dakota	61 104	147	H Southern Utah	81 73							
161	H North Dakota	82 90	40	A Colorado	70 96							
315	H North Dakota St.	91 82	187	A Lamar University	59 71							

Non-Div I Games: Colo. Christian 89 49

Denver

Detroit Mercy

Through Games Of Jan. 15, 2020

Average RPI Win:	333	WON-LOST	WINNING	LAST 10	STRENGTH OF	OPP. STRENGTH	TEAM	ADJ.	CONF.	ADJ CONF.
Average RPI Loss:	173	RECORD	PCT. RANK	GAMES	SCHEDULE	OF SCHEDULE	RPI	RPI	RPI	RPI
DIV. I ONLY	1- 15	345	1-9	187	279	322	322	17	17	
DIV. I NON-CONF.	0- 11	338	0-5	92	308	316	316	18	18	
TOTALS	RPI 1-25	RPI 26-50	W-L RECORDS	RPI 51-100	RPI 101-150	RPI 150+				
1- 15	0- 0	0- 0	OVERALL	0- 1	0- 4	1- 10				
0- 8	0- 0	0- 0	HOME	0- 0	0- 1	0- 7				
1- 5	0- 0	0- 0	AWAY	0- 1	0- 3	1- 1				
0- 2	0- 0	0- 0	NEUTRAL	0- 0	0- 0	0- 2				
0- 11	0- 0	0- 0	NON-CONFERENCE	0- 0	0- 4	0- 7				
0- 5	0- 0	0- 0	HOME	0- 0	0- 1	0- 4				
0- 4	0- 0	0- 0	AWAY	0- 0	0- 3	0- 1				
0- 2	0- 0	0- 0	NEUTRAL	0- 0	0- 0	0- 2				
1- 4	0- 0	0- 0	CONFERENCE	0- 1	0- 0	1- 3				
0- 3	0- 0	0- 0	HOME	0- 0	0- 0	0- 3				
1- 1	0- 0	0- 0	AWAY	0- 1	0- 0	1- 0				
0- 0	0- 0	0- 0	NEUTRAL	0- 0	0- 0	0- 0				

RPI S	Opponent	Score	RPI S	Opponent	Score	RPI S	Opponent	Score	RPI S	Opponent	Score	Team's RPI: 322
						62 A	IUPUI	45 82	103 A	Michigan St.	52 110	
									111 H	Loyola Chicago	60 89	
									126 A	Western Mich.	67 82	
									141 A	Butler	60 82	
									162 H	Green Bay	48 65	
									163 N	Tennessee Tech	47 69	
									164 H	Toledo	64 82	
									175 H	Valparaiso	58 77	
									180 H	Akron	60 81	
									184 H	Eastern Mich.	70 84	
									205 A	George Mason	62 75	
									270 H	Oakland	57 71	
									272 H	Milwaukee	48 63	
									275 N	Sacred Heart	60 66	
									333 A	UIC	70 62	
LAST 10 Division I												
			162 H	Green Bay	48 65		184 H	Eastern Mich.	70 84			
			272 H	Milwaukee	48 63		164 H	Toledo	64 82			
			62 A	IUPUI	45 82		175 H	Valparaiso	58 77			
			333 A	UIC	70 62		163 N	Tennessee Tech	47 69			
			270 H	Oakland	57 71		275 N	Sacred Heart	60 66			

Non-Div I Games:

Detroit Mercy

Loss, Non-Conf, S Site, H Home A Away N Neutral

Average RPI Win:	131	WON-LOST	WINNING	LAST 10	STRENGTH OF	OPP. STRENGTH	TEAM	ADJ.	CONF.	ADJ CONF.
Average RPI Loss:	21	RECORD	PCT. RANK	GAMES	SCHEDULE	OF SCHEDULE	RPI	RPI	RPI	RPI
DIV. I ONLY	9- 5	94	6-4	18	4	22	22	7	7	
DIV. I NON-CONF.	7- 4	100	4-3	44	6	34	34	7	7	
TOTALS	RPI 1-25	RPI 26-50	W-L RECORDS	RPI 51-100	RPI 101-150	RPI 150+				
9- 5	1- 3	1- 2	OVERALL	3- 0	1- 0	3- 0				
5- 0	1- 0	1- 0	HOME	2- 0	0- 0	1- 0				
2- 4	0- 3	0- 1	AWAY	1- 0	0- 0	1- 0				
2- 1	0- 0	0- 1	NEUTRAL	0- 0	1- 0	1- 0				
7- 4	1- 2	0- 2	NON-CONFERENCE	2- 0	1- 0	3- 0				
4- 0	1- 0	0- 0	HOME	2- 0	0- 0	1- 0				
1- 3	0- 2	0- 1	AWAY	0- 0	0- 0	1- 0				
2- 1	0- 0	0- 1	NEUTRAL	0- 0	1- 0	1- 0				
2- 1	0- 1	1- 0	CONFERENCE	1- 0	0- 0	0- 0				
1- 0	0- 0	1- 0	HOME	0- 0	0- 0	0- 0				
1- 1	0- 1	0- 0	AWAY	1- 0	0- 0	0- 0				
0- 0	0- 0	0- 0	NEUTRAL	0- 0	0- 0	0- 0				

RPI 1-25				Team's RPI: 22				RPI 26-50				RPI 51-100				RPI 101+			
RPI	S	Opponent	Score		RPI	S	Opponent	Score		RPI	S	Opponent	Score		RPI	S	Opponent	Score	
1	A	Missouri St.	67	69	28	N	Purdue	47	67	89	H	Iowa St.	86	81	150	N	Auburn	83	82
10	A	Iowa	67	79	37	H	UNI	104	87	91	H	South Dakota St.	74	67	221	A	Northern Ill.	73	49
15	H	Creighton	63	53	43	A	South Dakota	94	102	92	A	Southern Ill.	73	65	232	H	Western Ill.	94	75
23	A	Oklahoma	84	93											252	N	Maine	94	62
LAST 10 Division I																			
					92	A	Southern Ill.	73	65	23	A	Oklahoma	84	93					
					1	A	Missouri St.	67	69	150	N	Auburn	83	82					
					37	H	UNI	104	87	252	N	Maine	94	62					
					221	A	Northern Ill.	73	49	28	N	Purdue	47	67					
					10	A	Iowa	67	79	232	H	Western Ill.	94	75					

Non-Div I Games: Waldorf 103 18

Drake

Average RPI Win:	184	WON-LOST	WINNING	LAST 10	STRENGTH OF	OPP. STRENGTH	TEAM	ADJ.	CONF.	ADJ CONF.
Average RPI Loss:	94	RECORD	PCT. RANK	GAMES	SCHEDULE	OF SCHEDULE	RPI	RPI	RPI	RPI
DIV. I ONLY	10- 6	102	7-3	110	128	81	81	14	14	
DIV. I NON-CONF.	7- 5	130	4-2	50	77	71	71	13	13	
TOTALS	RPI 1-25	RPI 26-50	W-L RECORDS	RPI 51-100	RPI 101-150	RPI 150+				
10- 6	0- 1	0- 0	OVERALL	2- 3	1- 1	7- 1				
7- 1	0- 0	0- 0	HOME	2- 1	1- 0	4- 0				
3- 4	0- 1	0- 0	AWAY	0- 1	0- 1	3- 1				
0- 1	0- 0	0- 0	NEUTRAL	0- 1	0- 0	0- 0				
7- 5	0- 1	0- 0	NON-CONFERENCE	2- 3	1- 1	4- 0				
5- 1	0- 0	0- 0	HOME	2- 1	1- 0	2- 0				
2- 3	0- 1	0- 0	AWAY	0- 1	0- 1	2- 0				
0- 1	0- 0	0- 0	NEUTRAL	0- 1	0- 0	0- 0				
3- 1	0- 0	0- 0	CONFERENCE	0- 0	0- 0	3- 1				
2- 0	0- 0	0- 0	HOME	0- 0	0- 0	2- 0				
1- 1	0- 0	0- 0	AWAY	0- 0	0- 0	1- 1				
0- 0	0- 0	0- 0	NEUTRAL	0- 0	0- 0	0- 0				

RPI 1-25				RPI 26-50				RPI 51-100				RPI 101+			
RPI	S	Opponent	Score	RPI	S	Opponent	Score	RPI	S	Opponent	Score	RPI	S	Opponent	Score
11	A	DePaul	57 81					64	A	Bucknell	49 60	121	A	Penn	49 53
								66	H	Pacific	51 58	123	H	Richmond	58 52
								76	H	Villanova	54 52	172	A	Saint Joseph's	62 52
								80	N	Buffalo	59 63	182	H	Northeastern	50 41
								86	H	Davidson	74 63	201	H	La Salle	69 31
												204	A	Quinnipiac	66 62
												222	A	UNCW	73 72
												224	A	Col. of Charleston	59 73
												252	H	Maine	70 57
												318	H	Hofstra	74 54
LAST 10 Division I															
318	H	Hofstra	74 54	121	A	Penn	49 53								
182	H	Northeastern	50 41	201	H	La Salle	69 31								
222	A	UNCW	73 72	64	A	Bucknell	49 60								
224	A	Col. of Charleston	59 73	76	H	Villanova	54 52								
252	H	Maine	70 57	172	A	Saint Joseph's	62 52								

Non-Div I Games:

Drexel

■ Loss,
 ■ Non-Conf,
 ■ S Site,
 ■ H Home
 ■ A Away
 N Neutral

Average RPI Win:	147	WON-LOST	WINNING	LAST 10	STRENGTH OF	OPP. STRENGTH	TEAM	ADJ.	CONF.	ADJ CONF.
Average RPI Loss:	28	RECORD	PCT. RANK	GAMES	SCHEDULE	OF SCHEDULE	RPI	RPI	RPI	RPI
DIV. I ONLY	8- 8	170	4-6	4	55	42	42	3	3	
DIV. I NON-CONF.	6- 5	151	2-3	2	147	27	27	3	3	
TOTALS	RPI 1-25	RPI 26-50	W-L RECORDS	RPI 51-100	RPI 101-150	RPI 150+				
8- 8	0- 4	1- 2	OVERALL	2- 2	2- 0	3- 0				
7- 2	0- 1	1- 0	HOME	2- 1	2- 0	2- 0				
1- 6	0- 3	0- 2	AWAY	0- 1	0- 0	1- 0				
0- 0	0- 0	0- 0	NEUTRAL	0- 0	0- 0	0- 0				
6- 5	0- 3	0- 1	NON-CONFERENCE	2- 1	1- 0	3- 0				
5- 1	0- 1	0- 0	HOME	2- 0	1- 0	2- 0				
1- 4	0- 2	0- 1	AWAY	0- 1	0- 0	1- 0				
0- 0	0- 0	0- 0	NEUTRAL	0- 0	0- 0	0- 0				
2- 3	0- 1	1- 1	CONFERENCE	0- 1	1- 0	0- 0				
2- 1	0- 0	1- 0	HOME	0- 1	1- 0	0- 0				
0- 2	0- 1	0- 1	AWAY	0- 0	0- 0	0- 0				
0- 0	0- 0	0- 0	NEUTRAL	0- 0	0- 0	0- 0				

RPI 1-25				RPI 26-50				Team's RPI: 42				RPI 51-100				RPI 101+			
RPI	S	Opponent	Score	RPI	S	Opponent	Score	RPI	S	Opponent	Score	RPI	S	Opponent	Score	RPI	S	Opponent	Score
2	A	South Carolina	46 89	27	A	Virginia	63 66	57	H	Wake Forest	58 60	102	H	Boston College	85 73				
3	A	Louisville	55 60	36	A	FGCU	56 78	58	A	Nebraska	79 83	121	H	Penn	66 50				
17	H	Northwestern	42 63	39	H	Virginia Tech	72 67	69	H	Troy	99 85	200	A	UNLV	57 45				
20	A	Texas A&M	58 79					86	H	Davidson	82 52	268	H	High Point	93 57				
												290	H	Idaho St.	85 66				
LAST 10 Division I																			
				39	H	Virginia Tech	72 67	2	A	South Carolina	46 89								
				27	A	Virginia	63 66	102	H	Boston College	85 73								
				3	A	Louisville	55 60	58	A	Nebraska	79 83								
				57	H	Wake Forest	58 60	121	H	Penn	66 50								
				36	A	FGCU	56 78	86	H	Davidson	82 52								

Non-Div I Games:

Duke

Average RPI Win:	220	WON-LOST	WINNING	LAST 10	STRENGTH OF	OPP. STRENGTH	TEAM	ADJ.	CONF.	ADJ CONF.
Average RPI Loss:	93	RECORD	PCT. RANK	GAMES	SCHEDULE	OF SCHEDULE	RPI	RPI	RPI	RPI
DIV. I ONLY	11- 6	87	6-4	212	145	113	113	12	12	
DIV. I NON-CONF.	10- 3	60	5-1	247	168	85	85	12	12	
TOTALS	RPI 1-25	RPI 26-50	W-L RECORDS	RPI 51-100	RPI 101-150	RPI 150+				
11- 6	0- 0	0- 1	OVERALL	0- 2	0- 3	11- 0				
5- 2	0- 0	0- 0	HOME	0- 0	0- 2	5- 0				
6- 4	0- 0	0- 1	AWAY	0- 2	0- 1	6- 0				
0- 0	0- 0	0- 0	NEUTRAL	0- 0	0- 0	0- 0				
10- 3	0- 0	0- 1	NON-CONFERENCE	0- 1	0- 1	10- 0				
4- 1	0- 0	0- 0	HOME	0- 0	0- 1	4- 0				
6- 2	0- 0	0- 1	AWAY	0- 1	0- 0	6- 0				
0- 0	0- 0	0- 0	NEUTRAL	0- 0	0- 0	0- 0				
1- 3	0- 0	0- 0	CONFERENCE	0- 1	0- 2	1- 0				
1- 1	0- 0	0- 0	HOME	0- 0	0- 1	1- 0				
0- 2	0- 0	0- 0	AWAY	0- 1	0- 1	0- 0				
0- 0	0- 0	0- 0	NEUTRAL	0- 0	0- 0	0- 0				

RPI S	Opponent	Score	RPI S	Opponent	Score	RPI S	Opponent	Score	RPI S	Opponent	Score	Team's RPI: 113
41	A Oklahoma St.	41 84	54	A Temple	72 85	114	H Massachusetts	77 81	116	H Kent St.	75 77	
			95	A Dayton	41 54	140	A George Washington	60 65	151	A Cornell	72 62	
						156	A Iona	76 74	164	H Toledo	79 74	
						180	A Akron	88 63	201	H La Salle	82 56	
						219	H Saint Francis (PA)	72 69	227	A Manhattan	76 65	
						243	H Kennesaw St.	75 72	247	A Lafayette	73 65	
						295	A Pittsburgh	81 62	340	H Central Conn. St.	72 33	
LAST 10 Division I												
95	A Dayton	41 54	243	H Kennesaw St.	75 72							
201	H La Salle	82 56	219	H Saint Francis (PA)	72 69							
140	A George Washington	60 65	151	A Cornell	72 62							
114	H Massachusetts	77 81	164	H Toledo	79 74							
41	A Oklahoma St.	41 84	180	A Akron	88 63							

Non-Div I Games:

Duquesne

■ Loss,
 ■ Non-Conf, S Site,
 ■ Home
 ■ Away
 N Neutral

Average RPI Win:	210	WON-LOST	WINNING	LAST 10	STRENGTH OF	OPP. STRENGTH	TEAM	ADJ.	CONF.	ADJ CONF.
Average RPI Loss:	138	RECORD	PCT. RANK	GAMES	SCHEDULE	OF SCHEDULE	RPI	RPI	RPI	RPI
DIV. I ONLY	5- 11	261	4-6	86	267	206	206	23	23	
DIV. I NON-CONF.	4- 10	259	3-5	62	280	207	207	20	20	
TOTALS	RPI 1-25	RPI 26-50	W-L RECORDS	RPI 51-100	RPI 101-150	RPI 150+				
5- 11	0- 0	0- 1	OVERALL	1- 4	1- 1	3- 5				
2- 5	0- 0	0- 0	HOME	1- 2	0- 0	1- 3				
3- 6	0- 0	0- 1	AWAY	0- 2	1- 1	2- 2				
0- 0	0- 0	0- 0	NEUTRAL	0- 0	0- 0	0- 0				
4- 10	0- 0	0- 1	NON-CONFERENCE	1- 4	1- 0	2- 5				
2- 5	0- 0	0- 0	HOME	1- 2	0- 0	1- 3				
2- 5	0- 0	0- 1	AWAY	0- 2	1- 0	1- 2				
0- 0	0- 0	0- 0	NEUTRAL	0- 0	0- 0	0- 0				
1- 1	0- 0	0- 0	CONFERENCE	0- 0	0- 1	1- 0				
0- 0	0- 0	0- 0	HOME	0- 0	0- 0	0- 0				
1- 1	0- 0	0- 0	AWAY	0- 0	0- 1	1- 0				
0- 0	0- 0	0- 0	NEUTRAL	0- 0	0- 0	0- 0				

RPI S	Opponent	Score	RPI S	Opponent	Score	RPI S	Opponent	Score	RPI S	Opponent	Score	Team's RPI: 206
30	A Georgia Tech	48 87	57	H Wake Forest	67 60	103	A UNC Greensboro	47 63	105	A Liberty	63 62	
			69	A Troy	61 79	151	A Cornell	43 71	158	H Cleveland St.	54 62	
			77	H Tennessee	68 72	229	H UNC Asheville	54 72	262	H Radford	43 67	
			85	A N.C. A&T	69 80	268	A High Point	62 80	276	A Appalachian St.	67 61	
			86	H Davidson	60 75	279	H South Alabama	65 60	332	A Western Caro.	62 57	
LAST 10 Division I												
332	A Western Caro.	62 57	69	A Troy	61 79							
103	A UNC Greensboro	47 63	158	H Cleveland St.	54 62							
151	A Cornell	43 71	57	H Wake Forest	67 60							
279	H South Alabama	65 60	86	H Davidson	60 75							
30	A Georgia Tech	48 87	276	A Appalachian St.	67 61							

Non-Div I Games: Converse 73 35

ETSU

■ Loss,
 ■ Non-Conf,
 ■ S Site,
 ■ H Home
 ■ A Away
 N Neutral

East Carolina

Through Games Of Jan. 15, 2020

Average RPI Win:	300	WON-LOST	WINNING	LAST 10	STRENGTH OF	OPP. STRENGTH	TEAM	ADJ.	CONF.	ADJ CONF.
Average RPI Loss:	104	RECORD	PCT. RANK	GAMES	SCHEDULE	OF SCHEDULE	RPI	RPI	RPI	RPI
DIV. I ONLY	3- 13	315	1-9	88	112	257	257	8	8	
DIV. I NON-CONF.	3- 10	282	1-6	85	121	235	235	8	8	
TOTALS	RPI 1-25	RPI 26-50	W-L RECORDS	RPI 51-100	RPI 101-150	RPI 150+				
3- 13	0- 1	0- 2	OVERALL	0- 4	0- 4	3- 2				
2- 6	0- 0	0- 2	HOME	0- 0	0- 2	2- 2				
1- 5	0- 0	0- 0	AWAY	0- 3	0- 2	1- 0				
0- 2	0- 1	0- 0	NEUTRAL	0- 1	0- 0	0- 0				
3- 10	0- 1	0- 2	NON-CONFERENCE	0- 3	0- 3	3- 1				
2- 4	0- 0	0- 2	HOME	0- 0	0- 1	2- 1				
1- 4	0- 0	0- 0	AWAY	0- 2	0- 2	1- 0				
0- 2	0- 1	0- 0	NEUTRAL	0- 1	0- 0	0- 0				
0- 3	0- 0	0- 0	CONFERENCE	0- 1	0- 1	0- 1				
0- 2	0- 0	0- 0	HOME	0- 0	0- 1	0- 1				
0- 1	0- 0	0- 0	AWAY	0- 1	0- 0	0- 0				
0- 0	0- 0	0- 0	NEUTRAL	0- 0	0- 0	0- 0				

RPI 1-25				RPI 26-50				RPI 51-100				RPI 101+ Team's RPI: 257			
RPI	S	Opponent	Score	RPI	S	Opponent	Score	RPI	S	Opponent	Score	RPI	S	Opponent	Score
17	N	Northwestern	45 64	48	H	Charlotte	47 59	57	A	Wake Forest	53 76	105	A	Liberty	66 81
				49	H	Middle Tenn.	66 68	63	A	UCF	55 91	135	A	VCU	40 53
								72	A	Georgia	50 67	139	H	Wichita St.	53 61
								95	N	Dayton	68 94	146	H	William & Mary	68 78
												208	H	SMU	47 55
												218	H	Howard	51 67
												265	A	Longwood	64 61
												302	H	UMES	57 42
												334	H	USC Upstate	69 48
LAST 10 Division I															
139	H	Wichita St.	53 61	17	N	Northwestern	45 64	218	H	Howard	51 67	105	A	Liberty	66 81
208	H	SMU	47 55	57	A	Wake Forest	53 76	265	A	Longwood	64 61	135	A	VCU	40 53
63	A	UCF	55 91	72	A	Georgia	50 67					139	H	Wichita St.	53 61
72	A	Georgia	50 67	95	N	Dayton	68 94					146	H	William & Mary	68 78

Non-Div I Games:

East Carolina

Loss, Non-Conf, S Site, H Home A Away N Neutral

Average RPI Win:	287	WON-LOST	WINNING	LAST 10	STRENGTH OF	OPP. STRENGTH	TEAM	ADJ.	CONF.	ADJ CONF.
Average RPI Loss:	166	RECORD	PCT. RANK	GAMES	SCHEDULE	OF SCHEDULE	RPI	RPI	RPI	RPI
DIV. I ONLY	8- 6	137	6-4	349	172	242	242	21	21	
DIV. I NON-CONF.	5- 5	164	3-3	340	208	292	292	22	22	
TOTALS	RPI 1-25	RPI 26-50	W-L RECORDS	RPI 51-100	RPI 101-150	RPI 150+				
8- 6	0- 0	0- 0	OVERALL	0- 1	0- 2	8- 3				
1- 3	0- 0	0- 0	HOME	0- 0	0- 1	1- 2				
6- 3	0- 0	0- 0	AWAY	0- 1	0- 1	6- 1				
1- 0	0- 0	0- 0	NEUTRAL	0- 0	0- 0	1- 0				
5- 5	0- 0	0- 0	NON-CONFERENCE	0- 0	0- 2	5- 3				
1- 3	0- 0	0- 0	HOME	0- 0	0- 1	1- 2				
3- 2	0- 0	0- 0	AWAY	0- 0	0- 1	3- 1				
1- 0	0- 0	0- 0	NEUTRAL	0- 0	0- 0	1- 0				
3- 1	0- 0	0- 0	CONFERENCE	0- 1	0- 0	3- 0				
0- 0	0- 0	0- 0	HOME	0- 0	0- 0	0- 0				
3- 1	0- 0	0- 0	AWAY	0- 1	0- 0	3- 0				
0- 0	0- 0	0- 0	NEUTRAL	0- 0	0- 0	0- 0				

RPI S	Opponent	Score	RPI S	Opponent	Score	RPI S	Opponent	Score	RPI S	Opponent	Score	Team's RPI: 242
						90	A Belmont	45 69	111	H Loyola Chicago	51 67	
									119	A Wisconsin	55 63	
									175	H Valparaiso	66 78	
									221	A Northern Ill.	48 61	
									232	N Western Ill.	60 52	
									255	H Omaha	65 52	
									267	A Lipscomb	66 56	
									271	A Eastern Ky.	83 63	
									278	H Indiana St.	57 59	
									281	A Morehead St.	57 51	
									326	A Evansville	90 44	
									330	A Tennessee St.	73 52	
									333	A UIC	80 45	
LAST 10 Division I												
281	A Morehead St.	57 51	232	N Western Ill.	60 52							
271	A Eastern Ky.	83 63	221	A Northern Ill.	48 61							
90	A Belmont	45 69	255	H Omaha	65 52							
330	A Tennessee St.	73 52	267	A Lipscomb	66 56							
175	H Valparaiso	66 78	119	A Wisconsin	55 63							

Non-Div I Games: Lindenwood (MO) 88 66

Eastern Ill.

■ Loss,
 ■ Non-Conf,
 ■ S Site,
 ■ H Home
 ■ A Away
 N Neutral

Average RPI Win:	245	WON-LOST	WINNING	LAST 10	STRENGTH OF	OPP. STRENGTH	TEAM	ADJ.	CONF.	ADJ CONF.
Average RPI Loss:	166	RECORD	PCT. RANK	GAMES	SCHEDULE	OF SCHEDULE	RPI	RPI	RPI	RPI
DIV. I ONLY	6- 8	212	4-6	280	258	271	271	21	21	
DIV. I NON-CONF.	5- 5	164	3-3	278	138	197	197	22	22	
TOTALS	RPI 1-25	RPI 26-50	W-L RECORDS	RPI 51-100	RPI 101-150	RPI 150+				
6- 8	0- 0	0- 0	OVERALL	0- 2	0- 1	6- 5				
3- 5	0- 0	0- 0	HOME	0- 0	0- 0	3- 5				
3- 3	0- 0	0- 0	AWAY	0- 2	0- 1	3- 0				
0- 0	0- 0	0- 0	NEUTRAL	0- 0	0- 0	0- 0				
5- 5	0- 0	0- 0	NON-CONFERENCE	0- 2	0- 1	5- 2				
2- 2	0- 0	0- 0	HOME	0- 0	0- 0	2- 2				
3- 3	0- 0	0- 0	AWAY	0- 2	0- 1	3- 0				
0- 0	0- 0	0- 0	NEUTRAL	0- 0	0- 0	0- 0				
1- 3	0- 0	0- 0	CONFERENCE	0- 0	0- 0	1- 3				
1- 3	0- 0	0- 0	HOME	0- 0	0- 0	1- 3				
0- 0	0- 0	0- 0	AWAY	0- 0	0- 0	0- 0				
0- 0	0- 0	0- 0	NEUTRAL	0- 0	0- 0	0- 0				

RPI 1-25				RPI 26-50				RPI 51-100				RPI 101+				Team's RPI: 271	
RPI	S	Opponent	Score	RPI	S	Opponent	Score	RPI	S	Opponent	Score	RPI	S	Opponent	Score		
								53	A	Vanderbilt	69	75	141	A	Butler	41	73
								62	A	IUPUI	42	72	163	H	Tennessee Tech	42	60
													178	H	Miami (OH)	57	75
													179	A	Memphis	63	60
													183	H	Youngstown St.	63	72
													213	H	Northern Ky.	69	62
													217	H	Chattanooga	71	65
													231	A	Xavier	56	55
													242	H	Eastern Ill.	63	83
													309	H	Jacksonville St.	33	43
													312	H	SIUE	49	46
													316	A	Mercer	61	60
LAST 10 Division I																	
				312	H	SIUE	49	46					53	A	Vanderbilt	69	75
				242	H	Eastern Ill.	63	83					231	A	Xavier	56	55
				309	H	Jacksonville St.	33	43					183	H	Youngstown St.	63	72
				163	H	Tennessee Tech	42	60					217	H	Chattanooga	71	65
				62	A	IUPUI	42	72					316	A	Mercer	61	60

Non-Div I Games: Alice Lloyd 102 65

Eastern Ky.

■ Loss,
 ■ Non-Conf,
 ■ S Site,
 ■ H Home
 ■ A Away
 N Neutral

Average RPI Win:	236	WON-LOST	WINNING	LAST 10	STRENGTH OF	OPP. STRENGTH	TEAM	ADJ.	CONF.	ADJ CONF.
Average RPI Loss:	119	RECORD	PCT. RANK	GAMES	SCHEDULE	OF SCHEDULE	RPI	RPI	RPI	RPI
DIV. I ONLY	7- 7	170	6-4	218	207	184	184	10	10	
DIV. I NON-CONF.	4- 6	212	3-3	261	254	245	245	10	10	
TOTALS	RPI 1-25	RPI 26-50	W-L RECORDS	RPI 51-100	RPI 101-150	RPI 150+				
7- 7	0- 0	0- 0	OVERALL	0- 3	1- 2	6- 2				
4- 2	0- 0	0- 0	HOME	0- 2	0- 0	4- 0				
3- 5	0- 0	0- 0	AWAY	0- 1	1- 2	2- 2				
0- 0	0- 0	0- 0	NEUTRAL	0- 0	0- 0	0- 0				
4- 6	0- 0	0- 0	NON-CONFERENCE	0- 2	0- 2	4- 2				
2- 2	0- 0	0- 0	HOME	0- 2	0- 0	2- 0				
2- 4	0- 0	0- 0	AWAY	0- 0	0- 2	2- 2				
0- 0	0- 0	0- 0	NEUTRAL	0- 0	0- 0	0- 0				
3- 1	0- 0	0- 0	CONFERENCE	0- 1	1- 0	2- 0				
2- 0	0- 0	0- 0	HOME	0- 0	0- 0	2- 0				
1- 1	0- 0	0- 0	AWAY	0- 1	1- 0	0- 0				
0- 0	0- 0	0- 0	NEUTRAL	0- 0	0- 0	0- 0				

RPI 1-25				RPI 26-50				RPI 51-100				RPI 101+				Team's RPI: 184	
RPI	S	Opponent	Score	RPI	S	Opponent	Score	RPI	S	Opponent	Score	RPI	S	Opponent	Score		
								59	H	Michigan	38	57	103	A	Michigan St.	50	85
								65	A	Ball St.	54	59	116	A	Kent St.	74	69
								92	H	Southern Ill.	54	85	139	A	Wichita St.	52	63
													178	H	Miami (OH)	80	53
													183	A	Youngstown St.	77	79
													186	H	Southeast Mo. St.	69	64
													193	A	Binghamton	67	78
													197	H	Bowling Green	78	61
													321	H	Purdue Fort Wayne	64	40
													322	A	Detroit Mercy	84	70
													333	A	UIC	68	59
LAST 10 Division I																	
178	H	Miami (OH)	80	53	333	A	UIC	68	59								
65	A	Ball St.	54	59	321	H	Purdue Fort Wayne	64	40								
116	A	Kent St.	74	69	139	A	Wichita St.	52	63								
197	H	Bowling Green	78	61	193	A	Binghamton	67	78								
322	A	Detroit Mercy	84	70	59	H	Michigan	38	57								

Non-Div I Games: Olivet 95 38

Eastern Mich.

Average RPI Win:	298	WON-LOST	WINNING	LAST 10	STRENGTH OF	OPP. STRENGTH	TEAM	ADJ.	CONF.	ADJ CONF.
Average RPI Loss:	151	RECORD	PCT. RANK	GAMES	SCHEDULE	OF SCHEDULE	RPI	RPI	RPI	RPI
DIV. I ONLY	1- 11	337	1-9	64	241	289	289	20	20	
DIV. I NON-CONF.	0- 8	338	0-6	7	212	234	234	17	17	
TOTALS	RPI 1-25	RPI 26-50	W-L RECORDS	RPI 51-100	RPI 101-150	RPI 150+				
1- 11	0- 2	0- 0	OVERALL	0- 0	0- 3	1- 6				
1- 3	0- 0	0- 0	HOME	0- 0	0- 1	1- 2				
0- 7	0- 2	0- 0	AWAY	0- 0	0- 1	0- 4				
0- 1	0- 0	0- 0	NEUTRAL	0- 0	0- 1	0- 0				
0- 8	0- 2	0- 0	NON-CONFERENCE	0- 0	0- 3	0- 3				
0- 2	0- 0	0- 0	HOME	0- 0	0- 1	0- 1				
0- 5	0- 2	0- 0	AWAY	0- 0	0- 1	0- 2				
0- 1	0- 0	0- 0	NEUTRAL	0- 0	0- 1	0- 0				
1- 3	0- 0	0- 0	CONFERENCE	0- 0	0- 0	1- 3				
1- 1	0- 0	0- 0	HOME	0- 0	0- 0	1- 1				
0- 2	0- 0	0- 0	AWAY	0- 0	0- 0	0- 2				
0- 0	0- 0	0- 0	NEUTRAL	0- 0	0- 0	0- 0				

RPI 1-25				RPI 26-50				RPI 51-100				RPI 101+ Team's RPI: 289			
RPI	S	Opponent	Score	RPI	S	Opponent	Score	RPI	S	Opponent	Score	RPI	S	Opponent	Score
7	A	Gonzaga	44 84									107	H	Boise St.	61 63
8	A	Stanford	27 92									112	N	Bradley	46 66
												138	A	Utah	49 87
												167	A	San Jose St.	66 84
												171	A	Montana	54 92
												188	A	Portland St.	58 75
												230	H	Pepperdine	52 53
												238	A	UMKC	55 66
												290	H	Idaho St.	47 67
												298	H	Weber St.	63 53
LAST 10 Division I															
171	A	Montana	54 92	238	A	UMKC	55 66								
188	A	Portland St.	58 75	107	H	Boise St.	61 63								
290	H	Idaho St.	47 67	230	H	Pepperdine	52 53								
298	H	Weber St.	63 53	7	A	Gonzaga	44 84								
112	N	Bradley	46 66	138	A	Utah	49 87								

Non-Div I Games: Northwest Chrst. 81 62

Eastern Wash.

■ Loss,
 ■ Non-Conf, S Site,
 ■ Home
 ■ Away
 N Neutral

Average RPI Win: 227		WON-LOST	WINNING	LAST 10	STRENGTH OF	OPP. STRENGTH	TEAM	ADJ.	CONF.	ADJ CONF.
Average RPI Loss: 61		RECORD	PCT. RANK	GAMES	SCHEDULE	OF SCHEDULE	RPI	RPI	RPI	RPI
DIV. I ONLY		7- 7	170	5-5	44	191	87	87	14	14
DIV. I NON-CONF.		4- 6	212	2-4	26	219	111	111	13	13
TOTALS	RPI 1-25		RPI 26-50		W-L RECORDS		RPI 51-100		RPI 101-150	RPI 150+
7- 7	0- 1		0- 1		OVERALL		0- 4		1- 1	6- 0
4- 1	0- 0		0- 0		HOME		0- 1		0- 0	4- 0
3- 4	0- 1		0- 1		AWAY		0- 2		1- 0	2- 0
0- 2	0- 0		0- 0		NEUTRAL		0- 1		0- 1	0- 0
4- 6	0- 1		0- 0		NON-CONFERENCE		0- 4		1- 1	3- 0
2- 1	0- 0		0- 0		HOME		0- 1		0- 0	2- 0
2- 3	0- 1		0- 0		AWAY		0- 2		1- 0	1- 0
0- 2	0- 0		0- 0		NEUTRAL		0- 1		0- 1	0- 0
3- 1	0- 0		0- 1		CONFERENCE		0- 0		0- 0	3- 0
2- 0	0- 0		0- 0		HOME		0- 0		0- 0	2- 0
1- 1	0- 0		0- 1		AWAY		0- 0		0- 0	1- 0
0- 0	0- 0		0- 0		NEUTRAL		0- 0		0- 0	0- 0

RPI 1-25				RPI 26-50				RPI 51-100				Team's RPI: 87				RPI 101+			
RPI	S	Opponent	Score	RPI	S	Opponent	Score	RPI	S	Opponent	Score	RPI	S	Opponent	Score	RPI	S	Opponent	Score
21	A	NC State	49 62	45	A	James Madison	48 61	57	H	Wake Forest	57 69	101	N	Coastal Caro.	65 76				
								62	N	IUPUI	53 59	127	A	Furman	87 76				
								68	A	North Carolina	46 76	200	A	UNLV	50 44				
								70	A	Marist	55 63	207	A	Towson	74 61				
												222	H	UNCW	77 53				
												224	H	Col. of Charleston	90 48				
												276	H	Appalachian St.	67 66				
												332	H	Western Caro.	68 24				
LAST 10 Division I																			
222	H	UNCW	77 53	101	N	Coastal Caro.	65 76												
224	H	Col. of Charleston	90 48	21	A	NC State	49 62												
45	A	James Madison	48 61	62	N	IUPUI	53 59												
207	A	Towson	74 61	200	A	UNLV	50 44												
127	A	Furman	87 76	57	H	Wake Forest	57 69												

Non-Div I Games:	Newberry	73	53
------------------	----------	----	----

Elon

■ Loss, ■ Non-Conf, S Site, H Home A Away N Neutral

Average RPI Win:	316	WON-LOST	WINNING	LAST 10	STRENGTH OF	OPP. STRENGTH	TEAM	ADJ.	CONF.	ADJ CONF.
Average RPI Loss:	183	RECORD	PCT. RANK	GAMES	SCHEDULE	OF SCHEDULE	RPI	RPI	RPI	RPI
DIV. I ONLY	2- 12	326	2-8	204	344	326	326	7	7	
DIV. I NON-CONF.	2- 8	295	2-4	327	344	344	344	7	7	
TOTALS	RPI 1-25	RPI 26-50	W-L RECORDS	RPI 51-100	RPI 101-150	RPI 150+				
2- 12	0- 0	0- 0	OVERALL	0- 1	0- 4	2- 7				
2- 4	0- 0	0- 0	HOME	0- 0	0- 1	2- 3				
0- 8	0- 0	0- 0	AWAY	0- 1	0- 3	0- 4				
0- 0	0- 0	0- 0	NEUTRAL	0- 0	0- 0	0- 0				
2- 8	0- 0	0- 0	NON-CONFERENCE	0- 0	0- 2	2- 6				
2- 2	0- 0	0- 0	HOME	0- 0	0- 0	2- 2				
0- 6	0- 0	0- 0	AWAY	0- 0	0- 2	0- 4				
0- 0	0- 0	0- 0	NEUTRAL	0- 0	0- 0	0- 0				
0- 4	0- 0	0- 0	CONFERENCE	0- 1	0- 2	0- 1				
0- 2	0- 0	0- 0	HOME	0- 0	0- 1	0- 1				
0- 2	0- 0	0- 0	AWAY	0- 1	0- 1	0- 0				
0- 0	0- 0	0- 0	NEUTRAL	0- 0	0- 0	0- 0				

RPI S	Opponent	Score	RPI S	Opponent	Score	RPI S	Opponent	Score	RPI S	Opponent	Score	Team's RPI: 326
						82	A Illinois St.	58 81	111	H Loyola Chicago	61 71	
									112	A Bradley	51 82	
									125	A Illinois	44 59	
									144	A Austin Peay	64 80	
									175	H Valparaiso	66 88	
									178	A Miami (OH)	64 72	
									186	A Southeast Mo. St.	60 83	
									211	H Murray St.	59 61	
									242	H Eastern Ill.	44 90	
									284	H Marshall	66 62	
									312	A SIUE	74 85	
									321	A Purdue Fort Wayne	64 67	
									348	H Chicago St.	76 42	
LAST 10 Division I												
175	H Valparaiso	66 88	348	H Chicago St.	76 42							
111	H Loyola Chicago	61 71	125	A Illinois	44 59							
82	A Illinois St.	58 81	321	A Purdue Fort Wayne	64 67							
112	A Bradley	51 82	211	H Murray St.	59 61							
178	A Miami (OH)	64 72	284	H Marshall	66 62							

Non-Div I Games: Brescia 77 61

Evansville

Loss, Non-Conf, S Site, H Home A Away N Neutral

Average RPI Win:	152	WON-LOST	WINNING	LAST 10	STRENGTH OF	OPP. STRENGTH	TEAM	ADJ.	CONF.	ADJ CONF.
Average RPI Loss:	26	RECORD	PCT. RANK	GAMES	SCHEDULE	OF SCHEDULE	RPI	RPI	RPI	RPI
DIV. I ONLY	14- 2	15	9-1	146	27	36	36	16	16	
DIV. I NON-CONF.	10- 2	30	5-1	89	26	25	25	16	16	
TOTALS	RPI 1-25	RPI 26-50	W-L RECORDS	RPI 51-100	RPI 101-150	RPI 150+				
14- 2	0- 1	1- 1	OVERALL	5- 0	3- 0	5- 0				
5- 1	0- 0	1- 1	HOME	1- 0	1- 0	2- 0				
5- 1	0- 1	0- 0	AWAY	2- 0	1- 0	2- 0				
4- 0	0- 0	0- 0	NEUTRAL	2- 0	1- 0	1- 0				
10- 2	0- 1	1- 1	NON-CONFERENCE	4- 0	2- 0	3- 0				
3- 1	0- 0	1- 1	HOME	1- 0	0- 0	1- 0				
3- 1	0- 1	0- 0	AWAY	1- 0	1- 0	1- 0				
4- 0	0- 0	0- 0	NEUTRAL	2- 0	1- 0	1- 0				
4- 0	0- 0	0- 0	CONFERENCE	1- 0	1- 0	2- 0				
2- 0	0- 0	0- 0	HOME	0- 0	1- 0	1- 0				
2- 0	0- 0	0- 0	AWAY	1- 0	0- 0	1- 0				
0- 0	0- 0	0- 0	NEUTRAL	0- 0	0- 0	0- 0				

RPI 1-25				RPI 26-50				Team's RPI: 36	RPI 51-100				RPI 101+			
RPI	S	Opponent	Score	RPI	S	Opponent	Score		RPI	S	Opponent	Score	RPI	S	Opponent	Score
18	A	Princeton	53 67	34	H	LSU	63 74		54	A	Temple	93 67	105	H	Liberty	64 57
				42	H	Duke	78 56		63	H	UCF	72 50	122	N	Notre Dame	69 60
									75	N	South Fla.	81 77	134	A	Houston	57 45
									83	A	North Florida	72 50	219	N	Saint Francis (PA)	97 64
									91	N	South Dakota St.	71 70	226	A	Stetson	89 47
													267	H	Lipscomb	82 56
													310	A	FIU	100 54
													340	H	Central Conn. St.	94 60
LAST 10 Division I																
83	A	North Florida	72 50	54	A	Temple	93 67									
226	A	Stetson	89 47	34	H	LSU	63 74									
105	H	Liberty	64 57	340	H	Central Conn. St.	94 60									
267	H	Lipscomb	82 56	134	A	Houston	57 45									
42	H	Duke	78 56	91	N	South Dakota St.	71 70									

Non-Div I Games: Webber Int'l 99 48 Fla. Memorial 91 47 Johnson & Wales (FL89 56

FGCU

Average RPI Win:	308	WON-LOST	WINNING	LAST 10	STRENGTH OF	OPP. STRENGTH	TEAM	ADJ.	CONF.	ADJ CONF.
Average RPI Loss:	183	RECORD	PCT. RANK	GAMES	SCHEDULE	OF SCHEDULE	RPI	RPI	RPI	RPI
DIV. I ONLY	4- 11	283	3-7	263	321	310	310	13	13	
DIV. I NON-CONF.	3- 8	268	2-4	272	332	314	314	14	14	
TOTALS	RPI 1-25	RPI 26-50	W-L RECORDS	RPI 51-100	RPI 101-150	RPI 150+				
4- 11	0- 0	0- 1	OVERALL	0- 1	0- 2	4- 7				
2- 8	0- 0	0- 1	HOME	0- 1	0- 2	2- 4				
2- 3	0- 0	0- 0	AWAY	0- 0	0- 0	2- 3				
0- 0	0- 0	0- 0	NEUTRAL	0- 0	0- 0	0- 0				
3- 8	0- 0	0- 1	NON-CONFERENCE	0- 1	0- 1	3- 5				
1- 7	0- 0	0- 1	HOME	0- 1	0- 1	1- 4				
2- 1	0- 0	0- 0	AWAY	0- 0	0- 0	2- 1				
0- 0	0- 0	0- 0	NEUTRAL	0- 0	0- 0	0- 0				
1- 3	0- 0	0- 0	CONFERENCE	0- 0	0- 1	1- 2				
1- 1	0- 0	0- 0	HOME	0- 0	0- 1	1- 0				
0- 2	0- 0	0- 0	AWAY	0- 0	0- 0	0- 2				
0- 0	0- 0	0- 0	NEUTRAL	0- 0	0- 0	0- 0				

RPI 1-25				RPI 26-50				RPI 51-100				RPI 101+				Team's RPI: 310	
RPI	S	Opponent	Score	RPI	S	Opponent	Score	RPI	S	Opponent	Score	RPI	S	Opponent	Score		
				36	H	FGCU	54 100										
								83	H	North Florida	49 64	142	H	Rice	47 68		
												144	H	Austin Peay	56 58		
												181	H	Bethune-Cookman	60 65		
												198	A	UTEP	34 64		
												213	H	Northern Ky.	45 67		
												214	A	Jacksonville	52 77		
												241	H	Brown	57 72		
												264	H	North Texas	58 56		
												270	H	Oakland	49 58		
												294	A	UTSA	45 60		
												319	A	Georgia St.	70 63		
												323	A	N.C. Central	59 58		
												327	H	Grambling	56 55		
LAST 10 Division I																	
				142	H	Rice	47 68	144	H	Austin Peay	56 58						
				264	H	North Texas	58 56	327	H	Grambling	56 55						
				294	A	UTSA	45 60	214	A	Jacksonville	52 77						
				198	A	UTEP	34 64	323	A	N.C. Central	59 58						
				241	H	Brown	57 72	213	H	Northern Ky.	45 67						

Non-Div I Games:

FIU

Average RPI Win: 309		WON-LOST	WINNING	LAST 10	STRENGTH OF	OPP. STRENGTH	TEAM	ADJ.	CONF.	ADJ CONF.
Average RPI Loss: 122		RECORD	PCT. RANK	GAMES	SCHEDULE	OF SCHEDULE	RPI	RPI	RPI	RPI
DIV. I ONLY		6- 6	170	6-4	314	236	254	254	24	24
DIV. I NON-CONF.		3- 6	235	3-4	285	181	293	293	24	24
TOTALS	RPI 1-25	RPI 26-50		W-L RECORDS		RPI 51-100	RPI 101-150	RPI 150+		
6- 6	0- 0	0- 0		OVERALL		0- 3	0- 0	6- 3		
4- 2	0- 0	0- 0		HOME		0- 0	0- 0	4- 2		
2- 4	0- 0	0- 0		AWAY		0- 3	0- 0	2- 1		
0- 0	0- 0	0- 0		NEUTRAL		0- 0	0- 0	0- 0		
3- 6	0- 0	0- 0		NON-CONFERENCE		0- 3	0- 0	3- 3		
2- 2	0- 0	0- 0		HOME		0- 0	0- 0	2- 2		
1- 4	0- 0	0- 0		AWAY		0- 3	0- 0	1- 1		
0- 0	0- 0	0- 0		NEUTRAL		0- 0	0- 0	0- 0		
3- 0	0- 0	0- 0		CONFERENCE		0- 0	0- 0	3- 0		
2- 0	0- 0	0- 0		HOME		0- 0	0- 0	2- 0		
1- 0	0- 0	0- 0		AWAY		0- 0	0- 0	1- 0		
0- 0	0- 0	0- 0		NEUTRAL		0- 0	0- 0	0- 0		

RPI 1-25				RPI 26-50				RPI 51-100				RPI 101+				Team's RPI: 254	
RPI	S	Opponent	Score	RPI	S	Opponent	Score	RPI	S	Opponent	Score	RPI	S	Opponent	Score		
								54	A	Temple	59	77	154	H	Dartmouth	51	52
								55	A	St. John's (NY)	69	71	166	A	Rhode Island	41	74
								61	A	Seton Hall	44	74	241	H	Brown	44	58
													266	H	Monmouth	49	38
													273	H	Navy	66	52
													313	A	Siena	65	35
													318	H	Hofstra	73	64
													336	H	Saint Peter's	67	48
													347	A	LIU Brooklyn	53	51
LAST 10 Division I																	
				336	H	Saint Peter's	67	48	318	H	Hofstra	73	64				
				266	H	Monmouth	49	38	273	H	Navy	66	52				
				313	A	Siena	65	35	166	A	Rhode Island	41	74				
				241	H	Brown	44	58	154	H	Dartmouth	51	52				
				55	A	St. John's (NY)	69	71	347	A	LIU Brooklyn	53	51				

Non-Div I Games:

Fairfield

Loss, Non-Conf, S Site, H Home A Away N Neutral

Ralphie Brown				Through Games Of Jan. 19, 1910						
Average RPI Win:	293	WON-LOST	WINNING	LAST 10	STRENGTH OF	OPP. STRENGTH	TEAM	ADJ.	CONF.	ADJ CONF.
Average RPI Loss:	259	RECORD	PCT. RANK	GAMES	SCHEDULE	OF SCHEDULE	RPI	RPI	RPI	RPI
DIV. I ONLY	6- 10	236	6-4	350	333	335	335	29	29	
DIV. I NON-CONF.	3- 8	268	3-2	343	334	340	340	30	30	
TOTALS	RPI 1-25	RPI 26-50	W-L RECORDS	RPI 51-100	RPI 101-150	RPI 150+				
6- 10	0- 0	0- 0	OVERALL	0- 0	0- 0	6- 10				
3- 5	0- 0	0- 0	HOME	0- 0	0- 0	3- 5				
3- 5	0- 0	0- 0	AWAY	0- 0	0- 0	3- 5				
0- 0	0- 0	0- 0	NEUTRAL	0- 0	0- 0	0- 0				
3- 8	0- 0	0- 0	NON-CONFERENCE	0- 0	0- 0	3- 8				
1- 4	0- 0	0- 0	HOME	0- 0	0- 0	1- 4				
2- 4	0- 0	0- 0	AWAY	0- 0	0- 0	2- 4				
0- 0	0- 0	0- 0	NEUTRAL	0- 0	0- 0	0- 0				
3- 2	0- 0	0- 0	CONFERENCE	0- 0	0- 0	3- 2				
2- 1	0- 0	0- 0	HOME	0- 0	0- 0	2- 1				
1- 1	0- 0	0- 0	AWAY	0- 0	0- 0	1- 1				
0- 0	0- 0	0- 0	NEUTRAL	0- 0	0- 0	0- 0				

RPI 1-25				RPI 26-50				RPI 51-100				RPI 101+ Team's RPI: 335			
RPI	S	Opponent	Score	RPI	S	Opponent	Score	RPI	S	Opponent	Score	RPI	S	Opponent	Score
												193	H	Binghamton	48 60
												218	A	Howard	56 64
												219	H	Saint Francis (PA)	56 47
												220	A	UMass Lowell	56 61
												227	H	Manhattan	61 62
												247	A	Lafayette	29 61
												249	H	Army West Point	68 70
												275	H	Sacred Heart	65 60
												283	H	Loyola Maryland	46 75
												295	A	Pittsburgh	60 69
												295	A	St. Francis Brooklyn	62 57
												313	H	Siena	67 58
												314	H	Bryant	45 57
												317	A	NJIT	68 59
												336	A	Saint Peter's	77 71
												347	A	LIU Brooklyn	63 68
LAST 10 Division I															
				275	H	Sacred Heart	65 60	220	A	UMass Lowell	56 61				
				347	A	LIU Brooklyn	63 68	336	A	Saint Peter's	77 71				
				219	H	Saint Francis (PA)	56 47	313	H	Siena	67 58				
				314	H	Bryant	45 57	317	A	NJIT	68 59				
				295	A	St. Francis Brooklyn	62 57	218	A	Howard	56 64				

Non-Div I Games:

Fairleigh Dickinson

Loss, Non-Conf, S Site, H Home A Away N Neutral

Fla. Atlantic

Through Games Of Jan. 15, 2020

Average RPI Win:	249	WON-LOST	WINNING	LAST 10	STRENGTH OF	OPP. STRENGTH	TEAM	ADJ.	CONF.	ADJ CONF.
Average RPI Loss:	116	RECORD	PCT. RANK	GAMES	SCHEDULE	OF SCHEDULE	RPI	RPI	RPI	RPI
DIV. I ONLY	8- 7	154	5-5	211	164	189	189	13	13	
DIV. I NON-CONF.	6- 5	151	3-3	220	123	182	182	14	14	
TOTALS	RPI 1-25	RPI 26-50	W-L RECORDS	RPI 51-100	RPI 101-150	RPI 150+				
8- 7	0- 1	0- 0	OVERALL	0- 1	1- 4	7- 1				
5- 4	0- 0	0- 0	HOME	0- 1	0- 3	5- 0				
3- 3	0- 1	0- 0	AWAY	0- 0	1- 1	2- 1				
0- 0	0- 0	0- 0	NEUTRAL	0- 0	0- 0	0- 0				
6- 5	0- 1	0- 0	NON-CONFERENCE	0- 1	1- 3	5- 0				
4- 3	0- 0	0- 0	HOME	0- 1	0- 2	4- 0				
2- 2	0- 1	0- 0	AWAY	0- 0	1- 1	1- 0				
0- 0	0- 0	0- 0	NEUTRAL	0- 0	0- 0	0- 0				
2- 2	0- 0	0- 0	CONFERENCE	0- 0	0- 1	2- 1				
1- 1	0- 0	0- 0	HOME	0- 0	0- 1	1- 0				
1- 1	0- 0	0- 0	AWAY	0- 0	0- 0	1- 1				
0- 0	0- 0	0- 0	NEUTRAL	0- 0	0- 0	0- 0				

RPI 1-25				RPI 26-50				RPI 51-100				RPI 101+ Team's RPI: 189			
RPI	S	Opponent	Score	RPI	S	Opponent	Score	RPI	S	Opponent	Score	RPI	S	Opponent	Score
10	A	Iowa	53 85					67	H	Kansas	60 90	123	A	Richmond	55 57
												126	A	Western Mich.	80 79
												127	H	Furman	63 69
												142	H	Rice	69 78
												145	H	Harvard	51 65
												176	A	Hampton	64 63
												198	A	UTEP	65 96
												199	H	Little Rock	79 72
												264	H	North Texas	84 78
												283	H	Loyola Maryland	72 61
												294	A	UTSA	80 53
												313	H	Siena	83 39
												340	H	Central Conn. St.	72 54
LAST 10 Division I															
264	H	North Texas	84 78	127	H	Furman	63 69								
142	H	Rice	69 78	340	H	Central Conn. St.	72 54								
198	A	UTEP	65 96	67	H	Kansas	60 90								
294	A	UTSA	80 53	283	H	Loyola Maryland	72 61								
145	H	Harvard	51 65	126	A	Western Mich.	80 79								

Non-Div I Games:

Fla. Atlantic

Loss, Non-Conf, S Site, H Home A Away N Neutral

Florida

Through Games Of Jan. 15, 2020

Average RPI Win:	229	WON-LOST	WINNING	LAST 10	STRENGTH OF	OPP. STRENGTH	TEAM	ADJ.	CONF.	ADJ CONF.
Average RPI Loss:	30	RECORD	PCT. RANK	GAMES	SCHEDULE	OF SCHEDULE	RPI	RPI	RPI	RPI
DIV. I ONLY	11- 6	87	6-4	202	61	130	130	5	5	
DIV. I NON-CONF.	9- 4	84	4-2	307	95	183	183	5	5	
TOTALS	RPI 1-25	RPI 26-50	W-L RECORDS	RPI 51-100	RPI 101-150	RPI 150+				
11- 6	0- 4	0- 0	OVERALL	2- 2	2- 0	7- 0				
7- 3	0- 3	0- 0	HOME	2- 0	1- 0	4- 0				
3- 2	0- 1	0- 0	AWAY	0- 1	1- 0	2- 0				
1- 1	0- 0	0- 0	NEUTRAL	0- 1	0- 0	1- 0				
9- 4	0- 2	0- 0	NON-CONFERENCE	1- 2	1- 0	7- 0				
6- 2	0- 2	0- 0	HOME	1- 0	1- 0	4- 0				
2- 1	0- 0	0- 0	AWAY	0- 1	0- 0	2- 0				
1- 1	0- 0	0- 0	NEUTRAL	0- 1	0- 0	1- 0				
2- 2	0- 2	0- 0	CONFERENCE	1- 0	1- 0	0- 0				
1- 1	0- 1	0- 0	HOME	1- 0	0- 0	0- 0				
1- 1	0- 1	0- 0	AWAY	0- 0	1- 0	0- 0				
0- 0	0- 0	0- 0	NEUTRAL	0- 0	0- 0	0- 0				

RPI S	Opponent	Score	RPI S	Opponent	Score	RPI S	Opponent	Score	RPI S	Opponent	Score	Team's RPI: 130
9	H Indiana	49 73				53	H Vanderbilt	68 60	149	H Samford	84 48	
14	A Mississippi St.	47 93				57	N Wake Forest	68 73	150	A Auburn	83 63	
16	H Florida St.	55 66				67	A Kansas	66 76	231	N Xavier	67 64	
19	H Kentucky	45 65				86	H Davidson	55 50	265	H Longwood	71 54	
									286	H Presbyterian	60 46	
									308	A Prairie View	51 44	
									316	H Mercer	71 50	
									327	A Grambling	72 65	
									351	H Florida A&M	84 40	
LAST 10 Division I												
19	H Kentucky	45 65	57	N Wake Forest	68 73							
150	A Auburn	83 63	231	N Xavier	67 64							
53	H Vanderbilt	68 60	316	H Mercer	71 50							
14	A Mississippi St.	47 93	67	A Kansas	66 76							
86	H Davidson	55 50	308	A Prairie View	51 44							

Non-Div I Games:

Florida

Loss, Non-Conf, S Site, H Home A Away N Neutral

Average RPI Win: 343		WON-LOST	WINNING	LAST 10	STRENGTH OF	OPP. STRENGTH	TEAM	ADJ.	CONF.	ADJ CONF.
Average RPI Loss: 240		RECORD	PCT. RANK	GAMES	SCHEDULE	OF SCHEDULE	RPI	RPI	RPI	RPI
DIV. I ONLY		1- 12	339	1-9	335	351	351	351	30	30
DIV. I NON-CONF.		0- 9	338	0-6	296	350	349	349	31	31
TOTALS		RPI 1-25	RPI 26-50	W-L RECORDS	RPI 51-100	RPI 101-150	RPI 150+			
1- 12	0- 0		0- 1	OVERALL	0- 1	0- 1	1- 9			
1- 3	0- 0		0- 0	HOME	0- 0	0- 0	1- 3			
0- 9	0- 0		0- 1	AWAY	0- 1	0- 1	0- 6			
0- 0	0- 0		0- 0	NEUTRAL	0- 0	0- 0	0- 0			
0- 9	0- 0		0- 1	NON-CONFERENCE	0- 0	0- 1	0- 7			
0- 2	0- 0		0- 0	HOME	0- 0	0- 0	0- 2			
0- 7	0- 0		0- 1	AWAY	0- 0	0- 1	0- 5			
0- 0	0- 0		0- 0	NEUTRAL	0- 0	0- 0	0- 0			
1- 3	0- 0		0- 0	CONFERENCE	0- 1	0- 0	1- 2			
1- 1	0- 0		0- 0	HOME	0- 0	0- 0	1- 1			
0- 2	0- 0		0- 0	AWAY	0- 1	0- 0	0- 1			
0- 0	0- 0		0- 0	NEUTRAL	0- 0	0- 0	0- 0			

RPI 1-25				RPI 26-50				RPI 51-100				RPI 101+				Team's RPI: 351	
RPI	S	Opponent	Score	RPI	S	Opponent	Score	RPI	S	Opponent	Score	RPI	S	Opponent	Score		
				34	A	LSU	45 73					130	A	Florida	40 84		
												195	A	Texas Tech	60 98		
												214	H	Jacksonville	54 88		
												280	H	Alabama A&M	53 77		
												299	H	Morgan St.	47 59		
												309	A	Jacksonville St.	67 72		
												323	A	N.C. Central	57 66		
												329	A	Alcorn	42 58		
												334	A	USC Upstate	61 74		
												343	H	Coppin St.	58 48		
												350	A	Mississippi Val.	70 71		
LAST 10 Division I																	
				343	H	Coppin St.	58 48					280	H	Alabama A&M	53 77		
				299	H	Morgan St.	47 59					214	H	Jacksonville	54 88		
				85	A	N.C. A&T	44 71					329	A	Alcorn	42 58		
				323	A	N.C. Central	57 66					350	A	Mississippi Val.	70 71		
				34	A	LSU	45 73					130	A	Florida	40 84		

Non-Div I Games:	Johnson (FL)	102	40	Trinity Baptist	103	54
------------------	--------------	-----	----	-----------------	-----	----

Florida A&M

Loss, Non-Conf, S Site, H Home A Away N Neutral

Average RPI Win:	122	WON-LOST	WINNING	LAST 10	STRENGTH OF	OPP. STRENGTH	TEAM	ADJ.	CONF.	ADJ CONF.
Average RPI Loss:	52	RECORD	PCT. RANK	GAMES	SCHEDULE	OF SCHEDULE	RPI	RPI	RPI	RPI
DIV. I ONLY	15- 2	12	8-2	48	28	16	16	3	3	
DIV. I NON-CONF.	11- 0	1	4-0	97	64	10	10	3	3	
TOTALS	RPI 1-25	RPI 26-50	W-L RECORDS	RPI 51-100	RPI 101-150	RPI 150+				
15- 2	1- 0	3- 1	OVERALL	4- 1	3- 0	4- 0				
8- 1	0- 0	1- 1	HOME	3- 0	2- 0	2- 0				
5- 1	0- 0	2- 0	AWAY	0- 1	1- 0	2- 0				
2- 0	1- 0	0- 0	NEUTRAL	1- 0	0- 0	0- 0				
11- 0	1- 0	1- 0	NON-CONFERENCE	3- 0	3- 0	3- 0				
6- 0	0- 0	0- 0	HOME	2- 0	2- 0	2- 0				
3- 0	0- 0	1- 0	AWAY	0- 0	1- 0	1- 0				
2- 0	1- 0	0- 0	NEUTRAL	1- 0	0- 0	0- 0				
4- 2	0- 0	2- 1	CONFERENCE	1- 1	0- 0	1- 0				
2- 1	0- 0	1- 1	HOME	1- 0	0- 0	0- 0				
2- 1	0- 0	1- 0	AWAY	0- 1	0- 0	1- 0				
0- 0	0- 0	0- 0	NEUTRAL	0- 0	0- 0	0- 0				

RPI 1-25				RPI 26-50				RPI 51-100				RPI 101+			
RPI	S	Opponent	Score	RPI	S	Opponent	Score	RPI	S	Opponent	Score	RPI	S	Opponent	Score
20	N	Texas A&M	80 58	30	H	Georgia Tech	52 67	55	H	St. John's (NY)	74 70	103	H	Michigan St.	78 68
				34	A	LSU	70 62	59	N	Michigan	79 69	130	A	Florida	66 55
				35	A	Miami (FL)	73 62	68	H	North Carolina	78 64	149	H	Samford	88 59
				39	H	Virginia Tech	86 62	73	A	Syracuse	89 90	170	A	Clemson	81 64
								83	H	North Florida	70 41	214	H	Jacksonville	75 41
												333	A	UIC	86 42
												338	H	Charleston So.	88 36
LAST 10 Division I															
68	H	North Carolina	78 64	59	N	Michigan	79 69								
30	H	Georgia Tech	52 67	83	H	North Florida	70 41								
35	A	Miami (FL)	73 62	55	H	St. John's (NY)	74 70								
73	A	Syracuse	89 90	170	A	Clemson	81 64								
39	H	Virginia Tech	86 62	103	H	Michigan St.	78 68								

Non-Div I Games:

Florida St.

Fordham

Through Games Of Jan. 15, 2020

Average RPI Win:	173	WON-LOST	WINNING	LAST 10	STRENGTH OF	OPP. STRENGTH	TEAM	ADJ.	CONF.	ADJ CONF.
Average RPI Loss:	118	RECORD	PCT. RANK	GAMES	SCHEDULE	OF SCHEDULE	RPI	RPI	RPI	RPI
DIV. I ONLY	10- 6	102	8-2	179	88	129	129	12	12	
DIV. I NON-CONF.	8- 5	117	6-1	168	98	125	125	12	12	
TOTALS	RPI 1-25	RPI 26-50	W-L RECORDS	RPI 51-100	RPI 101-150	RPI 150+				
10- 6	0- 0	1- 1	OVERALL	1- 2	3- 1	5- 2				
7- 2	0- 0	0- 0	HOME	0- 1	3- 1	4- 0				
2- 3	0- 0	1- 0	AWAY	0- 1	0- 0	1- 2				
1- 1	0- 0	0- 1	NEUTRAL	1- 0	0- 0	0- 0				
8- 5	0- 0	1- 1	NON-CONFERENCE	1- 1	2- 1	4- 2				
5- 2	0- 0	0- 0	HOME	0- 1	2- 1	3- 0				
2- 2	0- 0	1- 0	AWAY	0- 0	0- 0	1- 2				
1- 1	0- 0	0- 1	NEUTRAL	1- 0	0- 0	0- 0				
2- 1	0- 0	0- 0	CONFERENCE	0- 1	1- 0	1- 0				
2- 0	0- 0	0- 0	HOME	0- 0	1- 0	1- 0				
0- 1	0- 0	0- 0	AWAY	0- 1	0- 0	0- 0				
0- 0	0- 0	0- 0	NEUTRAL	0- 0	0- 0	0- 0				

RPI S	Opponent	Score	RPI S	Opponent	Score	RPI S	Opponent	Score	RPI S	Opponent	Score	Team's RPI: 129
46 N	Arkansas	59 71	76 H	Villanova	66 73	122 H	Notre Dame	55 60				
48 A	Charlotte	76 51	84 N	Lehigh	59 57	134 H	Houston	63 54				
			86 A	Davidson	62 74	140 H	George Washington	53 47				
						149 H	Samford	68 37				
						169 A	Columbia	51 70				
						182 H	Northeastern	74 58				
						209 A	Penn St.	59 72				
						227 A	Manhattan	51 45				
						235 H	Georgetown	67 54				
						260 H	Southern U.	65 52				
						274 H	St. Bonaventure	79 53				
LAST 10 Division I												
140 H	George Washington	53 47	260 H	Southern U.	65 52							
86 A	Davidson	62 74	235 H	Georgetown	67 54							
274 H	St. Bonaventure	79 53	227 A	Manhattan	51 45							
134 H	Houston	63 54	84 N	Lehigh	59 57							
149 H	Samford	68 37	46 N	Arkansas	59 71							

Non-Div I Games:

Fordham

Loss, Non-Conf, S Site, H Home A Away N Neutral

Average RPI Win:	235	WON-LOST	WINNING	LAST 10	STRENGTH OF	OPP. STRENGTH	TEAM	ADJ.	CONF.	ADJ CONF.
Average RPI Loss:	111	RECORD	PCT. RANK	GAMES	SCHEDULE	OF SCHEDULE	RPI	RPI	RPI	RPI
DIV. I ONLY	11- 4	59	8-2	240	198	106	106	19	19	
DIV. I NON-CONF.	5- 4	140	2-2	274	152	176	176	25	25	
TOTALS	RPI 1-25	RPI 26-50	W-L RECORDS	RPI 51-100	RPI 101-150	RPI 150+				
11- 4	0- 0	0- 0	OVERALL	0- 2	0- 1	11- 1				
5- 1	0- 0	0- 0	HOME	0- 1	0- 0	5- 0				
5- 2	0- 0	0- 0	AWAY	0- 0	0- 1	5- 1				
1- 1	0- 0	0- 0	NEUTRAL	0- 1	0- 0	1- 0				
5- 4	0- 0	0- 0	NON-CONFERENCE	0- 2	0- 1	5- 1				
2- 1	0- 0	0- 0	HOME	0- 1	0- 0	2- 0				
2- 2	0- 0	0- 0	AWAY	0- 0	0- 1	2- 1				
1- 1	0- 0	0- 0	NEUTRAL	0- 1	0- 0	1- 0				
6- 0	0- 0	0- 0	CONFERENCE	0- 0	0- 0	6- 0				
3- 0	0- 0	0- 0	HOME	0- 0	0- 0	3- 0				
3- 0	0- 0	0- 0	AWAY	0- 0	0- 0	3- 0				
0- 0	0- 0	0- 0	NEUTRAL	0- 0	0- 0	0- 0				

RPI 1-25			RPI 26-50			RPI 51-100			RPI 101+			Team's RPI: 106
RPI	S	Opponent	Score	RPI	S	Opponent	Score	RPI	S	Opponent	Score	
						51 N Yale	67 87	143 A Santa Clara		66 90		
						99 H BYU	65 71	152 A Portland		64 75		
								165 H New Mexico		84 81		
								167 A San Jose St.		85 76		
								171 A Montana		76 63		
								200 A UNLV		72 66		
								228 H UC Davis		73 65		
								235 N Georgetown		82 69		
								237 H Northern Ariz.		83 66		
								282 A San Diego St.		65 60		
								282 H San Diego St.		79 54		
								292 H Utah St.		76 64		
								331 A Cal Poly		79 52		
LAST 10 Division I												
282 A		San Diego St.	65 60	292 H		Utah St.	76 64					
165 H		New Mexico	84 81	200 A		UNLV	72 66					
167 A		San Jose St.	85 76	235 N		Georgetown	82 69					
282 H		San Diego St.	79 54	51 N		Yale	67 87					
143 A		Santa Clara	66 90	237 H		Northern Ariz.	83 66					

Non-Div I Games: La Verne 111 56 UC Merced 92 26

Fresno St.

Average RPI Win:	218	WON-LOST	WINNING	LAST 10	STRENGTH OF	OPP. STRENGTH	TEAM	ADJ.	CONF.	ADJ CONF.
Average RPI Loss:	86	RECORD	PCT. RANK	GAMES	SCHEDULE	OF SCHEDULE	RPI	RPI	RPI	RPI
DIV. I ONLY	9- 5	94	7-3	259	73	127	127	23	23	
DIV. I NON-CONF.	7- 5	130	5-3	208	58	108	108	20	20	
TOTALS	RPI 1-25	RPI 26-50	W-L RECORDS	RPI 51-100	RPI 101-150	RPI 150+				
9- 5	0- 0	0- 1	OVERALL	0- 3	2- 0	7- 1				
5- 1	0- 0	0- 0	HOME	0- 1	1- 0	4- 0				
3- 4	0- 0	0- 1	AWAY	0- 2	1- 0	2- 1				
1- 0	0- 0	0- 0	NEUTRAL	0- 0	0- 0	1- 0				
7- 5	0- 0	0- 1	NON-CONFERENCE	0- 3	1- 0	6- 1				
3- 1	0- 0	0- 0	HOME	0- 1	0- 0	3- 0				
3- 4	0- 0	0- 1	AWAY	0- 2	1- 0	2- 1				
1- 0	0- 0	0- 0	NEUTRAL	0- 0	0- 0	1- 0				
2- 0	0- 0	0- 0	CONFERENCE	0- 0	1- 0	1- 0				
2- 0	0- 0	0- 0	HOME	0- 0	1- 0	1- 0				
0- 0	0- 0	0- 0	AWAY	0- 0	0- 0	0- 0				
0- 0	0- 0	0- 0	NEUTRAL	0- 0	0- 0	0- 0				

RPI S	Opponent	Score	RPI S	Opponent	Score	RPI S	Opponent	Score	RPI S	Opponent	Score	Team's RPI: 127
49	A Middle Tenn.	62 78	53	A Vanderbilt	46 74	123	A Richmond	70 69				
			72	A Georgia	48 77	149	H Samford	77 69				
			87	H Elon	76 87	170	A Clemson	71 77				
						172	N Saint Joseph's	63 48				
						176	H Hampton	70 65				
						189	A Fla. Atlantic	69 63				
						233	A Gardner-Webb	72 67				
						288	H Ga. Southern	78 63				
						316	H Mercer	62 49				
						319	H Georgia St.	62 55				
LAST 10 Division I												
149	H Samford	77 69	72	A Georgia	48 77							
316	H Mercer	62 49	123	A Richmond	70 69							
87	H Elon	76 87	319	H Georgia St.	62 55							
172	N Saint Joseph's	63 48	233	A Gardner-Webb	72 67							
189	A Fla. Atlantic	69 63	49	A Middle Tenn.	62 78							

Non-Div I Games: North Greenville 88 51 Newberry 62 43

Furman

Loss, Non-Conf, S Site, H Home A Away N Neutral

Ga. Southern

Through Games Of Jan. 15, 2020

Average RPI Win:	263	WON-LOST	WINNING	LAST 10	STRENGTH OF	OPP. STRENGTH	TEAM	ADJ.	CONF.	ADJ CONF.
Average RPI Loss:	194	RECORD	PCT. RANK	GAMES	SCHEDULE	OF SCHEDULE	RPI	RPI	RPI	RPI
DIV. I ONLY	5- 10	252	4-6	291	307	288	288	22	22	
DIV. I NON-CONF.	3- 8	268	2-4	254	318	288	288	21	21	
TOTALS	RPI 1-25	RPI 26-50	W-L RECORDS	RPI 51-100	RPI 101-150	RPI 150+				
5- 10	0- 0	0- 0	OVERALL	0- 0	1- 3	4- 7				
2- 2	0- 0	0- 0	HOME	0- 0	1- 0	1- 2				
2- 7	0- 0	0- 0	AWAY	0- 0	0- 2	2- 5				
1- 1	0- 0	0- 0	NEUTRAL	0- 0	0- 1	1- 0				
3- 8	0- 0	0- 0	NON-CONFERENCE	0- 0	0- 3	3- 5				
0- 2	0- 0	0- 0	HOME	0- 0	0- 0	0- 2				
2- 5	0- 0	0- 0	AWAY	0- 0	0- 2	2- 3				
1- 1	0- 0	0- 0	NEUTRAL	0- 0	0- 1	1- 0				
2- 2	0- 0	0- 0	CONFERENCE	0- 0	1- 0	1- 2				
2- 0	0- 0	0- 0	HOME	0- 0	1- 0	1- 0				
0- 2	0- 0	0- 0	AWAY	0- 0	0- 0	0- 2				
0- 0	0- 0	0- 0	NEUTRAL	0- 0	0- 0	0- 0				

RPI 1-25			RPI 26-50			RPI 51-100			RPI 101+			Team's RPI: 288
RPI	S	Opponent	Score	RPI	S	Opponent	Score	RPI	S	Opponent	Score	
								116	N	Kent St.	48	62
								127	A	Furman	63	78
								128	H	Louisiana	83	67
								137	A	Tulane	40	56
								161	H	North Dakota	56	69
								181	A	Bethune-Cookman	57	75
								199	A	Little Rock	46	58
								212	A	Arkansas St.	62	69
								243	H	Kennesaw St.	69	95
								245	A	Winthrop	91	47
								250	A	Ole Miss	66	69
								295	N	St. Francis Brooklyn	78	47
								300	A	Wofford	70	57
								316	A	Mercer	52	62
								349	H	La.-Monroe	64	47
LAST 10 Division I												
212	A	Arkansas St.	62	69	295	N	St. Francis Brooklyn	78	47			
199	A	Little Rock	46	58	116	N	Kent St.	48	62			
128	H	Louisiana	83	67	250	A	Ole Miss	66	69			
349	H	La.-Monroe	64	47	316	A	Mercer	52	62			
137	A	Tulane	40	56	300	A	Wofford	70	57			

Non-Div I Games:

Ga. Southern

■ Loss,
 ■ Non-Conf,
 ■ S Site,
 ■ Home
 ■ Away
 N Neutral

Gardner-Webb

Through Games Of Jan. 15, 2020

Average RPI Win:	293	WON-LOST	WINNING	LAST 10	STRENGTH OF	OPP. STRENGTH	TEAM	ADJ.	CONF.	ADJ CONF.
Average RPI Loss:	143	RECORD	PCT. RANK	GAMES	SCHEDULE	OF SCHEDULE	RPI	RPI	RPI	RPI
DIV. I ONLY	7- 8	192	4-6	296	234	233	233	27	27	
DIV. I NON-CONF.	5- 4	140	2-2	287	165	185	185	27	27	
TOTALS	RPI 1-25	RPI 26-50	W-L RECORDS	RPI 51-100	RPI 101-150	RPI 150+				
7- 8	0- 0	0- 2	OVERALL	0- 1	0- 2	7- 3				
4- 2	0- 0	0- 0	HOME	0- 0	0- 1	4- 1				
3- 6	0- 0	0- 2	AWAY	0- 1	0- 1	3- 2				
0- 0	0- 0	0- 0	NEUTRAL	0- 0	0- 0	0- 0				
5- 4	0- 0	0- 2	NON-CONFERENCE	0- 1	0- 1	5- 0				
3- 1	0- 0	0- 0	HOME	0- 0	0- 1	3- 0				
2- 3	0- 0	0- 2	AWAY	0- 1	0- 0	2- 0				
0- 0	0- 0	0- 0	NEUTRAL	0- 0	0- 0	0- 0				
2- 4	0- 0	0- 0	CONFERENCE	0- 0	0- 1	2- 3				
1- 1	0- 0	0- 0	HOME	0- 0	0- 0	1- 1				
1- 3	0- 0	0- 0	AWAY	0- 0	0- 1	1- 2				
0- 0	0- 0	0- 0	NEUTRAL	0- 0	0- 0	0- 0				

RPI 1-25				RPI 26-50				RPI 51-100				RPI 101+				Team's RPI: 233	
RPI	S	Opponent	Score	RPI	S	Opponent	Score	RPI	S	Opponent	Score	RPI	S	Opponent	Score		
				39	A	Virginia Tech	65 87	72	A	Georgia	56 84	127	H	Furman	67 72		
				48	A	Charlotte	49 74					132	A	Campbell	44 48		
												176	A	Hampton	58 63		
												244	H	Delaware	67 65		
												245	H	Winthrop	71 59		
												265	A	Longwood	70 80		
												276	A	Appalachian St.	67 56		
												286	H	Presbyterian	53 56		
												300	H	Wofford	67 53		
												316	A	Mercer	65 62		
												332	H	Western Caro.	88 62		
												338	A	Charleston So.	79 52		
LAST 10 Division I																	
				286	H	Presbyterian	53 56	265	A	Longwood	70 80						
				132	A	Campbell	44 48	72	A	Georgia	56 84						
				245	H	Winthrop	71 59	316	A	Mercer	65 62						
				176	A	Hampton	58 63	244	H	Delaware	67 65						
				338	A	Charleston So.	79 52	39	A	Virginia Tech	65 87						

Non-Div I Games:

Gardner-Webb

Loss, Non-Conf, S Site, H Home A Away N Neutral

George Mason

Through Games Of Jan. 15, 2020

Average RPI Win: 224	WON-LOST	WINNING	LAST 10	STRENGTH OF	OPP. STRENGTH	TEAM	ADJ.	CONF.	ADJ CONF.
Average RPI Loss: 147	RECORD	PCT. RANK	GAMES	SCHEDULE	OF SCHEDULE	RPI	RPI	RPI	RPI
DIV. I ONLY	7- 10	219	3-7	154	230	205	205	12	12
DIV. I NON-CONF.	6- 7	182	2-4	136	288	171	171	12	12
TOTALS	RPI 1-25	RPI 26-50	W-L RECORDS	RPI 51-100	RPI 101-150	RPI 150+			
7- 10	0- 0	0- 1	OVERALL	0- 3	1- 2	6- 4			
3- 5	0- 0	0- 1	HOME	0- 2	1- 0	2- 2			
4- 4	0- 0	0- 0	AWAY	0- 1	0- 1	4- 2			
0- 1	0- 0	0- 0	NEUTRAL	0- 0	0- 1	0- 0			
6- 7	0- 0	0- 1	NON-CONFERENCE	0- 1	0- 2	6- 3			
2- 4	0- 0	0- 1	HOME	0- 1	0- 0	2- 2			
4- 2	0- 0	0- 0	AWAY	0- 0	0- 1	4- 1			
0- 1	0- 0	0- 0	NEUTRAL	0- 0	0- 1	0- 0			
1- 3	0- 0	0- 0	CONFERENCE	0- 2	1- 0	0- 1			
1- 1	0- 0	0- 0	HOME	0- 1	1- 0	0- 0			
0- 2	0- 0	0- 0	AWAY	0- 1	0- 0	0- 1			
0- 0	0- 0	0- 0	NEUTRAL	0- 0	0- 0	0- 0			

RPI S	Opponent	Score	RPI S	Opponent	Score	RPI S	Opponent	Score	RPI S	Opponent	Score	Team's RPI: 205
			39 H	Virginia Tech	58 77	64 H	Bucknell	51 64	101 A	Coastal Caro.	59 74	
						86 H	Davidson	69 76	112 N	Bradley	59 61	
						95 A	Dayton	55 59	140 H	George Washington	70 60	
									195 H	American	73 55	
									208 A	SMU	59 58	
									209 A	Penn St.	78 68	
									218 H	Howard	75 86	
									224 A	Col. of Charleston	72 61	
									238 H	UMKC	58 64	
									244 A	Delaware	44 63	
									273 A	Navy	67 58	
									274 A	St. Bonaventure	47 62	
									322 H	Detroit Mercy	75 62	
LAST 10 Division I												
			86 H	Davidson	69 76	244 A	Delaware	44 63				
			274 A	St. Bonaventure	47 62	218 H	Howard	75 86				
			95 A	Dayton	55 59	273 A	Navy	67 58				
			140 H	George Washington	70 60	64 H	Bucknell	51 64				
			208 A	SMU	59 58	101 A	Coastal Caro.	59 74				

Non-Div I Games:

George Mason

■ Loss,
 ■ Non-Conf,
 S Site,
 ■ Home
 ■ Away
 N Neutral

Average RPI Win:	199	WON-LOST	WINNING	LAST 10	STRENGTH OF	OPP. STRENGTH	TEAM	ADJ.	CONF.	ADJ CONF.
Average RPI Loss:	100	RECORD	PCT. RANK	GAMES	SCHEDULE	OF SCHEDULE	RPI	RPI	RPI	RPI
DIV. I ONLY	7- 9	205	4-6	83	137	140	140	12	12	
DIV. I NON-CONF.	6- 7	182	3-4	90	130	130	130	12	12	
TOTALS	RPI 1-25	RPI 26-50	W-L RECORDS	RPI 51-100	RPI 101-150	RPI 150+				
7- 9	0- 2	0- 1	OVERALL	1- 2	1- 2	5- 2				
3- 4	0- 1	0- 1	HOME	0- 1	1- 1	2- 0				
4- 5	0- 1	0- 0	AWAY	1- 1	0- 1	3- 2				
0- 0	0- 0	0- 0	NEUTRAL	0- 0	0- 0	0- 0				
6- 7	0- 2	0- 1	NON-CONFERENCE	1- 2	0- 1	5- 1				
2- 4	0- 1	0- 1	HOME	0- 1	0- 1	2- 0				
4- 3	0- 1	0- 0	AWAY	1- 1	0- 0	3- 1				
0- 0	0- 0	0- 0	NEUTRAL	0- 0	0- 0	0- 0				
1- 2	0- 0	0- 0	CONFERENCE	0- 0	1- 1	0- 1				
1- 0	0- 0	0- 0	HOME	0- 0	1- 0	0- 0				
0- 2	0- 0	0- 0	AWAY	0- 0	0- 1	0- 1				
0- 0	0- 0	0- 0	NEUTRAL	0- 0	0- 0	0- 0				

RPI 1-25				RPI 26-50				RPI 51-100				RPI 101+ Team's RPI: 140			
RPI	S	Opponent	Score	RPI	S	Opponent	Score	RPI	S	Opponent	Score	RPI	S	Opponent	Score
18	H	Princeton	50 75	45	H	James Madison	50 69	56	H	Minnesota	50 83	113	H	Duquesne	65 60
24	A	Maryland	54 88					76	A	Villanova	68 56	129	A	Fordham	47 53
								84	A	Lehigh	53 59	146	H	William & Mary	51 63
												179	A	Memphis	64 63
												195	A	American	53 66
												204	A	Quinnipiac	78 67
												205	A	George Mason	60 70
												235	H	Georgetown	52 49
												244	A	Delaware	63 49
												343	H	Coppin St.	54 35
LAST 10 Division I															
129	A	Fordham	47 53	45	H	James Madison	50 69	56	H	Minnesota	50 83	204	A	Quinnipiac	78 67
113	H	Duquesne	65 60					244	A	Delaware	63 49				
205	A	George Mason	60 70					343	H	Coppin St.	54 35				
146	H	William & Mary	51 63												
195	A	American	53 66												

Non-Div I Games:

George Washington

■ Loss,
 ■ Non-Conf,
 S Site,
 ■ Home
 ■ Away
 N Neutral

Average RPI Win:	240	WON-LOST	WINNING	LAST 10	STRENGTH OF	OPP. STRENGTH	TEAM	ADJ.	CONF.	ADJ CONF.
Average RPI Loss:	110	RECORD	PCT. RANK	GAMES	SCHEDULE	OF SCHEDULE	RPI	RPI	RPI	RPI
DIV. I ONLY	4- 13	297	2-8	143	101	235	235	6	6	
DIV. I NON-CONF.	3- 8	268	1-3	161	221	223	223	6	6	
TOTALS	RPI 1-25	RPI 26-50	W-L RECORDS	RPI 51-100	RPI 101-150	RPI 150+				
4- 13	0- 1	0- 1	OVERALL	1- 3	0- 6	3- 2				
1- 6	0- 1	0- 1	HOME	1- 0	0- 3	0- 1				
3- 6	0- 0	0- 0	AWAY	0- 3	0- 2	3- 1				
0- 1	0- 0	0- 0	NEUTRAL	0- 0	0- 1	0- 0				
3- 8	0- 0	0- 1	NON-CONFERENCE	0- 1	0- 5	3- 1				
0- 3	0- 0	0- 1	HOME	0- 0	0- 2	0- 0				
3- 4	0- 0	0- 0	AWAY	0- 1	0- 2	3- 1				
0- 1	0- 0	0- 0	NEUTRAL	0- 0	0- 1	0- 0				
1- 5	0- 1	0- 0	CONFERENCE	1- 2	0- 1	0- 1				
1- 3	0- 1	0- 0	HOME	1- 0	0- 1	0- 1				
0- 2	0- 0	0- 0	AWAY	0- 2	0- 0	0- 0				
0- 0	0- 0	0- 0	NEUTRAL	0- 0	0- 0	0- 0				

RPI S	Opponent	Score	RPI S	Opponent	Score	RPI S	Opponent	Score	RPI S	Opponent	Score	Team's RPI: 235
15	H Creighton	56 65	45	H James Madison	59 66	55	A St. John's (NY)	54 71	106	N Fresno St.	69 82	
						61	A Seton Hall	60 79	123	H Richmond	49 51	
						86	A Davidson	52 66	124	H Rider	64 65	
						93	H Providence	62 53	129	A Fordham	54 67	
									140	A George Washington	49 52	
									141	H Butler	46 47	
									169	A Columbia	49 54	
									231	H Xavier	64 85	
									269	A LMU (CA)	64 53	
									295	A Pittsburgh	66 56	
									302	A UMES	57 39	
LAST 10 Division I												
141	H Butler	46 47	15	H Creighton	56 65							
231	H Xavier	64 85	302	A UMES	57 39							
61	A Seton Hall	60 79	124	H Rider	64 65							
55	A St. John's (NY)	54 71	129	A Fordham	54 67							
93	H Providence	62 53	169	A Columbia	49 54							

Non-Div I Games:

Georgetown

■ Loss,
 ■ Non-Conf,
 S Site,
 ■ Home
 ■ Away
 N Neutral

Average RPI Win:	203	WON-LOST	WINNING	LAST 10	STRENGTH OF	OPP. STRENGTH	TEAM	ADJ.	CONF.	ADJ CONF.
Average RPI Loss:	38	RECORD	PCT. RANK	GAMES	SCHEDULE	OF SCHEDULE	RPI	RPI	RPI	RPI
DIV. I ONLY	10- 7	127	5-5	14	152	72	72	5	5	
DIV. I NON-CONF.	9- 4	84	4-2	29	211	72	72	5	5	
TOTALS	RPI 1-25	RPI 26-50	W-L RECORDS	RPI 51-100	RPI 101-150	RPI 150+				
10- 7	0- 3	1- 1	OVERALL	1- 3	2- 0	6- 0				
7- 5	0- 2	0- 1	HOME	1- 2	1- 0	5- 0				
1- 2	0- 1	0- 0	AWAY	0- 1	0- 0	1- 0				
2- 0	0- 0	1- 0	NEUTRAL	0- 0	1- 0	0- 0				
9- 4	0- 2	1- 1	NON-CONFERENCE	1- 1	2- 0	5- 0				
7- 3	0- 1	0- 1	HOME	1- 1	1- 0	5- 0				
0- 1	0- 1	0- 0	AWAY	0- 0	0- 0	0- 0				
2- 0	0- 0	1- 0	NEUTRAL	0- 0	1- 0	0- 0				
1- 3	0- 1	0- 0	CONFERENCE	0- 2	0- 0	1- 0				
0- 2	0- 1	0- 0	HOME	0- 1	0- 0	0- 0				
1- 1	0- 0	0- 0	AWAY	0- 1	0- 0	1- 0				
0- 0	0- 0	0- 0	NEUTRAL	0- 0	0- 0	0- 0				

RPI 1-25				RPI 26-50				RPI 51-100				RPI 101+			
RPI	S	Opponent	Score	RPI	S	Opponent	Score	RPI	S	Opponent	Score	RPI	S	Opponent	Score
6	H	UCLA	50 59	30	H	Georgia Tech	40 73	53	H	Vanderbilt	55 63	127	H	Furman	77 48
12	A	Baylor	38 72	39	N	Virginia Tech	77 72	76	H	Villanova	58 63	141	N	Butler	69 36
14	H	Mississippi St.	66 73					77	A	Tennessee	56 73	233	H	Gardner-Webb	84 56
								85	H	N.C. A&T	72 54	243	H	Kennesaw St.	80 65
												250	A	Ole Miss	58 51
												257	H	East Carolina	67 50
												316	H	Mercer	76 60
												334	H	USC Upstate	67 53
LAST 10 Division I															
				77	A	Tennessee	56 73	233	H	Gardner-Webb	84 56				
				53	H	Vanderbilt	55 63	6	H	UCLA	50 59				
				14	H	Mississippi St.	66 73	127	H	Furman	77 48				
				250	A	Ole Miss	58 51	12	A	Baylor	38 72				
				257	H	East Carolina	67 50	39	N	Virginia Tech	77 72				

Non-Div I Games:

Georgia

■ Loss,
 ■ Non-Conf,
 ■ S Site,
 ■ H Home
 ■ A Away
 N Neutral

Average RPI Win:	327	WON-LOST	WINNING	LAST 10	STRENGTH OF	OPP. STRENGTH	TEAM	ADJ.	CONF.	ADJ CONF.
Average RPI Loss:	161	RECORD	PCT. RANK	GAMES	SCHEDULE	OF SCHEDULE	RPI	RPI	RPI	RPI
DIV. I ONLY	4- 11	283	3-7	279	289	319	319	22	22	
DIV. I NON-CONF.	3- 8	268	2-4	227	310	308	308	21	21	
TOTALS	RPI 1-25	RPI 26-50	W-L RECORDS	RPI 51-100	RPI 101-150	RPI 150+				
4- 11	0- 1	0- 1	OVERALL	0- 0	0- 3	4- 6				
3- 5	0- 1	0- 0	HOME	0- 0	0- 1	3- 3				
0- 6	0- 0	0- 1	AWAY	0- 0	0- 2	0- 3				
1- 0	0- 0	0- 0	NEUTRAL	0- 0	0- 0	1- 0				
3- 8	0- 1	0- 1	NON-CONFERENCE	0- 0	0- 2	3- 4				
2- 4	0- 1	0- 0	HOME	0- 0	0- 0	2- 3				
0- 4	0- 0	0- 1	AWAY	0- 0	0- 2	0- 1				
1- 0	0- 0	0- 0	NEUTRAL	0- 0	0- 0	1- 0				
1- 3	0- 0	0- 0	CONFERENCE	0- 0	0- 1	1- 2				
1- 1	0- 0	0- 0	HOME	0- 0	0- 1	1- 0				
0- 2	0- 0	0- 0	AWAY	0- 0	0- 0	0- 2				
0- 0	0- 0	0- 0	NEUTRAL	0- 0	0- 0	0- 0				

RPI 1-25				RPI 26-50				RPI 51-100				RPI 101+ Team's RPI: 319			
RPI	S	Opponent	Score	RPI	S	Opponent	Score	RPI	S	Opponent	Score	RPI	S	Opponent	Score
24	H	Maryland	41 114	30	A	Georgia Tech	28 69					103	A	UNC Greensboro	49 64
												127	A	Furman	55 62
												128	H	Louisiana	65 75
												164	H	Toledo	48 74
												198	A	UTEP	68 71
												199	A	Little Rock	46 66
												212	A	Arkansas St.	68 70
												280	H	Alabama A&M	52 67
												301	N	New Mexico St.	59 51
												310	H	FIU	63 70
												312	H	SIUE	74 73
												346	H	South Carolina St.	77 52
												349	H	La.-Monroe	68 52
LAST 10 Division I															
199	A	Little Rock	46 66	346	H	South Carolina St.	77 52								
212	A	Arkansas St.	68 70	24	H	Maryland	41 114								
349	H	La.-Monroe	68 52	103	A	UNC Greensboro	49 64								
128	H	Louisiana	65 75	127	A	Furman	55 62								
312	H	SIUE	74 73	198	A	UTEP	68 71								

Non-Div I Games:

Georgia St.

■ Loss,
■ Non-Conf,
■ S Site,
■ H Home
■ A Away
N Neutral

Average RPI Win: 144		WON-LOST	WINNING	LAST 10	STRENGTH OF	OPP. STRENGTH	TEAM	ADJ.	CONF.	ADJ CONF.
Average RPI Loss: 34		RECORD	PCT. RANK	GAMES	SCHEDULE	OF SCHEDULE	RPI	RPI	RPI	RPI
DIV. I ONLY		13- 3	30	8-2	75	7	30	30	3	3
DIV. I NON-CONF.		9- 2	39	4-1	108	68	40	40	3	3
TOTALS	RPI 1-25		RPI 26-50		W-L RECORDS		RPI 51-100		RPI 101-150	RPI 150+
13- 3	1- 2		2- 0		OVERALL		2- 1		3- 0	5- 0
8- 0	0- 0		2- 0		HOME		0- 0		2- 0	4- 0
3- 1	1- 0		0- 0		AWAY		1- 1		0- 0	1- 0
2- 2	0- 2		0- 0		NEUTRAL		1- 0		1- 0	0- 0
9- 2	0- 2		0- 0		NON-CONFERENCE		2- 0		3- 0	4- 0
5- 0	0- 0		0- 0		HOME		0- 0		2- 0	3- 0
2- 0	0- 0		0- 0		AWAY		1- 0		0- 0	1- 0
2- 2	0- 2		0- 0		NEUTRAL		1- 0		1- 0	0- 0
4- 1	1- 0		2- 0		CONFERENCE		0- 1		0- 0	1- 0
3- 0	0- 0		2- 0		HOME		0- 0		0- 0	1- 0
1- 1	1- 0		0- 0		AWAY		0- 1		0- 0	0- 0
0- 0	0- 0		0- 0		NEUTRAL		0- 0		0- 0	0- 0

RPI 1-25				RPI 26-50				Team's RPI: 30				RPI 51-100				RPI 101+			
RPI	S	Opponent	Score	RPI	S	Opponent	Score	RPI	S	Opponent	Score	RPI	S	Opponent	Score	RPI	S	Opponent	Score
16	A	Florida St.	67 52	27	H	Virginia	61 51	57	A	Wake Forest	60 65	119	H	Wisconsin	60 41				
20	N	Texas A&M	48 60	35	H	Miami (FL)	61 54	61	N	Seton Hall	79 54	134	H	Houston	69 38				
25	N	Rutgers	43 46					72	A	Georgia	73 40	142	N	Rice	54 52				
												170	H	Clemson	49 47				
												206	H	ETSU	87 48				
												243	A	Kennesaw St.	63 47				
												319	H	Georgia St.	69 28				
												327	H	Grambling	89 42				
LAST 10 Division I																			
170	H	Clemson	49 47	142	N	Rice	54 52												
16	A	Florida St.	67 52	20	N	Texas A&M	48 60												
57	A	Wake Forest	60 65	206	H	ETSU	87 48												
35	H	Miami (FL)	61 54	243	A	Kennesaw St.	63 47												
27	H	Virginia	61 51	119	H	Wisconsin	60 41												

Non-Div I Games:

Georgia Tech

■ Loss, ■ Non-Conf, S Site, H Home A Away N Neutral

Average RPI Loss: 8

Average RPI Win: 109		WON-LOST	WINNING	LAST 10	STRENGTH OF	OPP. STRENGTH	TEAM	ADJ.	CONF.	ADJ CONF.
Average RPI Loss: 8		RECORD	PCT. RANK	GAMES	SCHEDULE	OF SCHEDULE	RPI	RPI	RPI	RPI
DIV. I ONLY		16- 1	2	10-0	29	12	7	7	11	11
DIV. I NON-CONF.		11- 1	13	5-0	19	5	4	4	11	11
-----		-----								
TOTALS	RPI 1-25	RPI 26-50		W-L RECORDS	RPI 51-100		RPI 101-150		RPI 150+	
16- 1	1- 1	2- 0		OVERALL	7- 0		2- 0		4- 0	
8- 0	1- 0	0- 0		HOME	4- 0		1- 0		2- 0	
5- 1	0- 1	0- 0		AWAY	2- 0		1- 0		2- 0	
3- 0	0- 0	2- 0		NEUTRAL	1- 0		0- 0		0- 0	
11- 1	1- 1	2- 0		NON-CONFERENCE	5- 0		1- 0		2- 0	
5- 0	1- 0	0- 0		HOME	3- 0		0- 0		1- 0	
3- 1	0- 1	0- 0		AWAY	1- 0		1- 0		1- 0	
3- 0	0- 0	2- 0		NEUTRAL	1- 0		0- 0		0- 0	
5- 0	0- 0	0- 0		CONFERENCE	2- 0		1- 0		2- 0	
3- 0	0- 0	0- 0		HOME	1- 0		1- 0		1- 0	
2- 0	0- 0	0- 0		AWAY	1- 0		0- 0		1- 0	
0- 0	0- 0	0- 0		NEUTRAL	0- 0		0- 0		0- 0	

RPI 1-25				Team's RPI: 7		RPI 26-50				RPI 51-100				RPI 101+					
RPI	S	Opponent	Score		RPI	S	Opponent	Score		RPI	S	Opponent	Score		RPI	S	Opponent	Score	
1	H	Missouri St.	64	52	28	N	Purdue	63	50	52	A	Washington St.	76	53	110	A	Montana St.	70	55
8	A	Stanford	70	76	49	N	Middle Tenn.	62	50	66	H	Pacific	68	67	131	H	Saint Mary's (CA)	74	49
										74	H	CSU Bakersfield	92	48	152	H	Portland	62	57
										78	H	UT Martin	78	55	191	A	San Diego	57	42
										95	N	Dayton	76	65	223	A	Wyoming	65	54
										99	A	BYU	55	43	289	H	Eastern Wash.	84	44
										100	H	Texas Southern	80	45					
LAST 10 Division I																			
					66	H	Pacific	68	67	1	H	Missouri St.	64	52					
					131	H	Saint Mary's (CA)	74	49	223	A	Wyoming	65	54					
					191	A	San Diego	57	42	100	H	Texas Southern	80	45					
					99	A	BYU	55	43	52	A	Washington St.	76	53					
					152	H	Portland	62	57	110	A	Montana St.	70	55					

Non-Div I Games:

Gonzaga

■ Loss, ■ Non-Conf, S Site, H Home A Away N Neutral

Grambling

Through Games Of Jan. 15, 2020

Average RPI Win: 280	WON-LOST	WINNING	LAST 10	STRENGTH OF	OPP. STRENGTH	TEAM	ADJ.	CONF.	ADJ CONF.
Average RPI Loss: 187	RECORD	PCT. RANK	GAMES	SCHEDULE	OF SCHEDULE	RPI	RPI	RPI	RPI
DIV. I ONLY	1- 13	342	1-9	191	298	327	327	31	31
DIV. I NON-CONF.	0- 10	338	0-6	46	256	303	303	29	29
TOTALS	RPI 1-25	RPI 26-50	W-L RECORDS	RPI 51-100	RPI 101-150	RPI 150+			
1- 13	0- 2	0- 1	OVERALL	0- 0	0- 3	1- 7			
1- 3	0- 0	0- 0	HOME	0- 0	0- 2	1- 1			
0- 9	0- 2	0- 1	AWAY	0- 0	0- 1	0- 5			
0- 1	0- 0	0- 0	NEUTRAL	0- 0	0- 0	0- 1			
0- 10	0- 2	0- 1	NON-CONFERENCE	0- 0	0- 3	0- 4			
0- 2	0- 0	0- 0	HOME	0- 0	0- 2	0- 0			
0- 7	0- 2	0- 1	AWAY	0- 0	0- 1	0- 3			
0- 1	0- 0	0- 0	NEUTRAL	0- 0	0- 0	0- 1			
1- 3	0- 0	0- 0	CONFERENCE	0- 0	0- 0	1- 3			
1- 1	0- 0	0- 0	HOME	0- 0	0- 0	1- 1			
0- 2	0- 0	0- 0	AWAY	0- 0	0- 0	0- 2			
0- 0	0- 0	0- 0	NEUTRAL	0- 0	0- 0	0- 0			

RPI 1-25				RPI 26-50				RPI 51-100				RPI 101+ Team's RPI: 327			
RPI	S	Opponent	Score	RPI	S	Opponent	Score	RPI	S	Opponent	Score	RPI	S	Opponent	Score
12	A	Baylor	46 120	30	A	Georgia Tech	42 89					115	H	UT Arlington	54 88
19	A	Kentucky	35 81									130	H	Florida	65 72
												139	A	Wichita St.	65 77
												193	N	Binghamton	67 88
												240	A	Louisiana Tech	66 70
												260	A	Southern U.	57 81
												280	H	Alabama A&M	69 59
												305	H	Alabama St.	59 73
												310	A	FIU	55 56
												329	A	Alcorn	54 80
												344	A	Northwestern St.	61 65
LAST 10 Division I															
329	A	Alcorn	54 80	193	N	Binghamton	67 88								
260	A	Southern U.	57 81	310	A	FIU	55 56								
305	H	Alabama St.	59 73	240	A	Louisiana Tech	66 70								
280	H	Alabama A&M	69 59	344	A	Northwestern St.	61 65								
139	A	Wichita St.	65 77	19	A	Kentucky	35 81								

Non-Div I Games: Centenary (LA) 106 42

Grambling

■ Loss,
 ■ Non-Conf,
 ■ S Site,
 ■ Home
 ■ A Away
 N Neutral

Grand Canyon

Through Games Of Jan. 15, 2020

Average RPI Win:	234	WON-LOST	WINNING	LAST 10	STRENGTH OF	OPP. STRENGTH	TEAM	ADJ.	CONF.	ADJ CONF.
Average RPI Loss:	149	RECORD	PCT. RANK	GAMES	SCHEDULE	OF SCHEDULE	RPI	RPI	RPI	RPI
DIV. I ONLY	4- 7	239	4-6	133	250	225	225	32	32	
DIV. I NON-CONF.	3- 6	235	3-5	118	259	251	251	32	32	
TOTALS	RPI 1-25	RPI 26-50	W-L RECORDS	RPI 51-100	RPI 101-150	RPI 150+				
4- 7	0- 0	0- 0	OVERALL	0- 2	1- 0	3- 5				
3- 3	0- 0	0- 0	HOME	0- 1	1- 0	2- 2				
1- 4	0- 0	0- 0	AWAY	0- 1	0- 0	1- 3				
0- 0	0- 0	0- 0	NEUTRAL	0- 0	0- 0	0- 0				
3- 6	0- 0	0- 0	NON-CONFERENCE	0- 1	1- 0	2- 5				
3- 2	0- 0	0- 0	HOME	0- 0	1- 0	2- 2				
0- 4	0- 0	0- 0	AWAY	0- 1	0- 0	0- 3				
0- 0	0- 0	0- 0	NEUTRAL	0- 0	0- 0	0- 0				
1- 1	0- 0	0- 0	CONFERENCE	0- 1	0- 0	1- 0				
0- 1	0- 0	0- 0	HOME	0- 1	0- 0	0- 0				
1- 0	0- 0	0- 0	AWAY	0- 0	0- 0	1- 0				
0- 0	0- 0	0- 0	NEUTRAL	0- 0	0- 0	0- 0				

RPI S	Opponent	Score	RPI S	Opponent	Score	RPI S	Opponent	Score	RPI S	Opponent	Score	Team's RPI: 225
						74	H CSU Bakersfield	54 59	147	H Southern Utah	69 65	
						96	A California	53 72	152	A Portland	41 73	
									161	H North Dakota	76 78	
									171	A Montana	67 72	
									188	A Portland St.	46 69	
									200	H UNLV	53 51	
									203	H Cal St. Fullerton	70 80	
									285	H UC Santa Barbara	58 57	
									304	A California Baptist	62 58	
LAST 10 Division I												
			304	A California Baptist	62 58		152	A Portland	41 73			
			74	H CSU Bakersfield	54 59		188	A Portland St.	46 69			
			96	A California	53 72		203	H Cal St. Fullerton	70 80			
			285	H UC Santa Barbara	58 57		171	A Montana	67 72			
			200	H UNLV	53 51		147	H Southern Utah	69 65			

Non-Div I Games: Benedictine Mesa 72 53 Whittier 77 41

Grand Canyon

Loss, Non-Conf, S Site, H Home A Away N Neutral

Average RPI Win:	201	WON-LOST	WINNING	LAST 10	STRENGTH OF	OPP. STRENGTH	TEAM	ADJ.	CONF.	ADJ CONF.
Average RPI Loss:	104	RECORD	PCT. RANK	GAMES	SCHEDULE	OF SCHEDULE	RPI	RPI	RPI	RPI
DIV. I ONLY	8- 9	189	4-6	132	91	162	162	17	17	
DIV. I NON-CONF.	5- 7	205	1-4	45	22	112	112	18	18	
TOTALS	RPI 1-25	RPI 26-50	W-L RECORDS	RPI 51-100	RPI 101-150	RPI 150+				
8- 9	0- 2	1- 2	OVERALL	1- 2	0- 0	6- 3				
3- 5	0- 1	0- 2	HOME	0- 1	0- 0	3- 1				
3- 3	0- 0	1- 0	AWAY	0- 1	0- 0	2- 2				
2- 1	0- 1	0- 0	NEUTRAL	1- 0	0- 0	1- 0				
5- 7	0- 2	1- 2	NON-CONFERENCE	1- 2	0- 0	3- 1				
1- 4	0- 1	0- 2	HOME	0- 1	0- 0	1- 0				
2- 2	0- 0	1- 0	AWAY	0- 1	0- 0	1- 1				
2- 1	0- 1	0- 0	NEUTRAL	1- 0	0- 0	1- 0				
3- 2	0- 0	0- 0	CONFERENCE	0- 0	0- 0	3- 2				
2- 1	0- 0	0- 0	HOME	0- 0	0- 0	2- 1				
1- 1	0- 0	0- 0	AWAY	0- 0	0- 0	1- 1				
0- 0	0- 0	0- 0	NEUTRAL	0- 0	0- 0	0- 0				

RPI S	Opponent	Score	RPI S	Opponent	Score	RPI S	Opponent	Score	RPI S	Opponent	Score	Team's RPI: 162
11 H	DePaul	65 76	26 A	Central Mich.	111 105	70 A	Marist	60 72	153 H	Wright St.	58 70	
14 N	Mississippi St.	58 83	33 H	Marquette	47 60	73 N	Syracuse	79 73	155 H	Missouri	72 64	
			43 H	South Dakota	60 66	91 H	South Dakota St.	55 60	197 N	Bowling Green	73 54	
									213 H	Northern Ky.	65 44	
									252 A	Maine	60 61	
									270 A	Oakland	88 93	
									272 H	Milwaukee	61 48	
									322 A	Detroit Mercy	65 48	
									348 A	Chicago St.	102 46	
LAST 10 Division I												
322 A	Detroit Mercy	65 48	91 H	South Dakota St.	55 60							
270 A	Oakland	88 93	70 A	Marist	60 72							
272 H	Milwaukee	61 48	252 A	Maine	60 61							
153 H	Wright St.	58 70	11 H	DePaul	65 76							
213 H	Northern Ky.	65 44	73 N	Syracuse	79 73							

Non-Div I Games:

Green Bay

RPI 1-25				RPI 26-50				RPI 51-100				RPI 101+				Team's RPI: 176	
RPI	S	Opponent	Score	RPI	S	Opponent	Score	RPI	S	Opponent	Score	RPI	S	Opponent	Score		
				44	A	Old Dominion	38 75	71	A	Alabama	64 61	105	H	Liberty	59 83		
												123	N	Richmond	69 65		
												127	A	Furman	65 70		
												132	H	Campbell	31 68		
												159	H	Norfolk St.	56 77		
												189	H	Fla. Atlantic	63 64		
												209	N	Mt. St. Mary's	68 60		
												217	A	Chattanooga	84 55		
												229	H	UNC Asheville	68 59		
												233	H	Gardner-Webb	63 58		
												245	A	Winthrop	66 72		
												262	H	Radford	51 48		
												286	A	Presbyterian	71 42		
												334	H	USC Upstate	60 40		
LAST 10 Division I																	
				334	H	USC Upstate	60 40	229	H	UNC Asheville	68 59						
				132	H	Campbell	31 68	245	A	Winthrop	66 72						
				262	H	Radford	51 48	123	N	Richmond	69 65						
				286	A	Presbyterian	71 42	44	A	Old Dominion	38 75						
				233	H	Gardner-Webb	63 58	209	N	Mt. St. Mary's	68 60						

Hampton

Page 106

Hartford

Through Games Of Jan. 15, 2020

Average RPI Win:	0	WON-LOST	WINNING	LAST 10	STRENGTH OF	OPP. STRENGTH	TEAM	ADJ.	CONF.	ADJ CONF.
Average RPI Loss:	184	RECORD	PCT. RANK	GAMES	SCHEDULE	OF SCHEDULE	RPI	RPI	RPI	RPI
DIV. I ONLY	0- 17	347	0-10	194	290	339	339	28	28	
DIV. I NON-CONF.	0- 13	338	0-6	194	283	335	335	28	28	
TOTALS	RPI 1-25	RPI 26-50	W-L RECORDS	RPI 51-100	RPI 101-150	RPI 150+				
0- 17	0- 1	0- 0	OVERALL	0- 2	0- 5	0- 9				
0- 7	0- 0	0- 0	HOME	0- 1	0- 0	0- 6				
0- 10	0- 1	0- 0	AWAY	0- 1	0- 5	0- 3				
0- 0	0- 0	0- 0	NEUTRAL	0- 0	0- 0	0- 0				
0- 13	0- 1	0- 0	NON-CONFERENCE	0- 1	0- 5	0- 6				
0- 6	0- 0	0- 0	HOME	0- 1	0- 0	0- 5				
0- 7	0- 1	0- 0	AWAY	0- 0	0- 5	0- 1				
0- 0	0- 0	0- 0	NEUTRAL	0- 0	0- 0	0- 0				
0- 4	0- 0	0- 0	CONFERENCE	0- 1	0- 0	0- 3				
0- 1	0- 0	0- 0	HOME	0- 0	0- 0	0- 1				
0- 3	0- 0	0- 0	AWAY	0- 1	0- 0	0- 2				
0- 0	0- 0	0- 0	NEUTRAL	0- 0	0- 0	0- 0				

RPI 1-25				RPI 26-50				RPI 51-100				RPI 101+ Team's RPI: 339			
RPI	S	Opponent	Score	RPI	S	Opponent	Score	RPI	S	Opponent	Score	RPI	S	Opponent	Score
18	A	Princeton	42 73					93	H	Providence	57 75	103	A	Michigan St.	34 79
								97	A	Stony Brook	55 66	114	A	Massachusetts	48 74
												121	A	Penn	46 74
												145	A	Harvard	44 53
												146	A	William & Mary	44 61
												166	H	Rhode Island	56 68
												182	A	Northeastern	47 60
												204	H	Quinnipiac	50 87
												220	H	UMass Lowell	63 68
												252	A	Maine	73 87
												291	A	New Hampshire	71 72
												317	H	NJIT	52 61
												318	H	Hofstra	41 43
												340	H	Central Conn. St.	54 61
LAST 10 Division I															
				97	A	Stony Brook	55 66	340	H	Central Conn. St.	54 61				
				220	H	UMass Lowell	63 68	182	A	Northeastern	47 60				
				291	A	New Hampshire	71 72	18	A	Princeton	42 73				
				252	A	Maine	73 87	317	H	NJIT	52 61				
				204	H	Quinnipiac	50 87	121	A	Penn	46 74				

Non-Div I Games:

Hartford

■ Loss,
 ■ Non-Conf,
 S Site,
 ■ Home
 ■ Away
 N Neutral

Average RPI Win:	219	WON-LOST	WINNING	LAST 10	STRENGTH OF	OPP. STRENGTH	TEAM	ADJ.	CONF.	ADJ CONF.
Average RPI Loss:	147	RECORD	PCT. RANK	GAMES	SCHEDULE	OF SCHEDULE	RPI	RPI	RPI	RPI
DIV. I ONLY	9- 5	94	6-4	285	109	145	145	9	9	
DIV. I NON-CONF.	9- 4	84	6-3	289	110	131	131	9	9	
TOTALS	RPI 1-25	RPI 26-50	W-L RECORDS	RPI 51-100	RPI 101-150	RPI 150+				
9- 5	0- 1	0- 0	OVERALL	1- 0	0- 0	8- 4				
4- 1	0- 0	0- 0	HOME	1- 0	0- 0	3- 1				
5- 3	0- 1	0- 0	AWAY	0- 0	0- 0	5- 2				
0- 1	0- 0	0- 0	NEUTRAL	0- 0	0- 0	0- 1				
9- 4	0- 1	0- 0	NON-CONFERENCE	1- 0	0- 0	8- 3				
4- 1	0- 0	0- 0	HOME	1- 0	0- 0	3- 1				
5- 2	0- 1	0- 0	AWAY	0- 0	0- 0	5- 1				
0- 1	0- 0	0- 0	NEUTRAL	0- 0	0- 0	0- 1				
0- 1	0- 0	0- 0	CONFERENCE	0- 0	0- 0	0- 1				
0- 0	0- 0	0- 0	HOME	0- 0	0- 0	0- 0				
0- 1	0- 0	0- 0	AWAY	0- 0	0- 0	0- 1				
0- 0	0- 0	0- 0	NEUTRAL	0- 0	0- 0	0- 0				

RPI 1-25				RPI 26-50				RPI 51-100				RPI 101+ Team's RPI: 145			
RPI	S	Opponent	Score	RPI	S	Opponent	Score	RPI	S	Opponent	Score	RPI	S	Opponent	Score
25	A	Rutgers	46 74					96	H	California	56 53	154	A	Dartmouth	62 63
												166	H	Rhode Island	61 58
												172	N	Saint Joseph's	39 63
												182	H	Northeastern	44 46
												189	A	Fla. Atlantic	65 51
												192	A	Boston U.	66 39
												201	A	La Salle	69 75
												204	A	Quinnipiac	77 68
												221	A	Northern Ill.	59 53
												252	A	Maine	69 40
												313	H	Siena	68 51
												339	H	Hartford	53 44
LAST 10 Division I															
154	A	Dartmouth	62 63	182	H	Northeastern	44 46	204	A	Quinnipiac	77 68				
166	H	Rhode Island	61 58					192	A	Boston U.	66 39				
189	A	Fla. Atlantic	65 51					339	H	Hartford	53 44				
172	N	Saint Joseph's	39 63					25	A	Rutgers	46 74				
252	A	Maine	69 40												

Non-Div I Games:

Harvard

Average RPI Win:	189	WON-LOST	WINNING	LAST 10	STRENGTH OF	OPP. STRENGTH	TEAM	ADJ.	CONF.	ADJ CONF.
Average RPI Loss:	153	RECORD	PCT. RANK	GAMES	SCHEDULE	OF SCHEDULE	RPI	RPI	RPI	RPI
DIV. I ONLY	5- 9	240	2-8	101	194	202	202	26	26	
DIV. I NON-CONF.	5- 7	205	2-6	61	196	156	156	26	26	
TOTALS	RPI 1-25	RPI 26-50	W-L RECORDS	RPI 51-100	RPI 101-150	RPI 150+				
5- 9	0- 2	0- 0	OVERALL	2- 1	0- 2	3- 4				
3- 4	0- 1	0- 0	HOME	1- 1	0- 1	2- 1				
2- 5	0- 1	0- 0	AWAY	1- 0	0- 1	1- 3				
0- 0	0- 0	0- 0	NEUTRAL	0- 0	0- 0	0- 0				
5- 7	0- 2	0- 0	NON-CONFERENCE	2- 1	0- 2	3- 2				
3- 4	0- 1	0- 0	HOME	1- 1	0- 1	2- 1				
2- 3	0- 1	0- 0	AWAY	1- 0	0- 1	1- 1				
0- 0	0- 0	0- 0	NEUTRAL	0- 0	0- 0	0- 0				
0- 2	0- 0	0- 0	CONFERENCE	0- 0	0- 0	0- 2				
0- 0	0- 0	0- 0	HOME	0- 0	0- 0	0- 0				
0- 2	0- 0	0- 0	AWAY	0- 0	0- 0	0- 2				
0- 0	0- 0	0- 0	NEUTRAL	0- 0	0- 0	0- 0				

RPI 1-25				RPI 26-50				RPI 51-100				RPI 101+ Team's RPI: 202			
RPI	S	Opponent	Score	RPI	S	Opponent	Score	RPI	S	Opponent	Score	RPI	S	Opponent	Score
5	A	Oregon St.	32 64					60	H	Texas	73 60	120	A	Idaho	52 67
21	H	NC State	59 68					79	A	Washington	62 50	121	H	Penn	55 70
								100	H	Texas Southern	57 74	228	A	UC Davis	49 62
												230	A	Pepperdine	52 51
												252	A	CSUN	54 58
												264	H	North Texas	60 66
												269	A	LMU (CA)	51 65
												282	H	San Diego St.	61 58
												294	H	UTSA	62 50
LAST 10 Division I															
228	A	UC Davis	49 62	5	A	Oregon St.	32 64								
252	A	CSUN	54 58	60	H	Texas	73 60								
121	H	Penn	55 70	21	H	NC State	59 68								
120	A	Idaho	52 67	264	H	North Texas	60 66								
79	A	Washington	62 50	100	H	Texas Southern	57 74								

Non-Div I Games: Hope Int'l 86 49

Hawaii

Loss, Non-Conf, S Site, H Home A Away N Neutral

Average RPI Win:	293	WON-LOST	WINNING	LAST 10	STRENGTH OF	OPP. STRENGTH	TEAM	ADJ.	CONF.	ADJ CONF.
Average RPI Loss:	156	RECORD	PCT. RANK	GAMES	SCHEDULE	OF SCHEDULE	RPI	RPI	RPI	RPI
DIV. I ONLY	5- 10	252	4-6	249	283	268	268	27	27	
DIV. I NON-CONF.	2- 7	288	1-3	195	187	280	280	27	27	
TOTALS	RPI 1-25	RPI 26-50	W-L RECORDS	RPI 51-100	RPI 101-150	RPI 150+				
5- 10	0- 0	0- 1	OVERALL	0- 1	0- 3	5- 5				
3- 2	0- 0	0- 0	HOME	0- 1	0- 0	3- 1				
2- 8	0- 0	0- 1	AWAY	0- 0	0- 3	2- 4				
0- 0	0- 0	0- 0	NEUTRAL	0- 0	0- 0	0- 0				
2- 7	0- 0	0- 1	NON-CONFERENCE	0- 1	0- 2	2- 3				
1- 2	0- 0	0- 0	HOME	0- 1	0- 0	1- 1				
1- 5	0- 0	0- 1	AWAY	0- 0	0- 2	1- 2				
0- 0	0- 0	0- 0	NEUTRAL	0- 0	0- 0	0- 0				
3- 3	0- 0	0- 0	CONFERENCE	0- 0	0- 1	3- 2				
2- 0	0- 0	0- 0	HOME	0- 0	0- 0	2- 0				
1- 3	0- 0	0- 0	AWAY	0- 0	0- 1	1- 2				
0- 0	0- 0	0- 0	NEUTRAL	0- 0	0- 0	0- 0				

RPI S	Opponent	Score	RPI S	Opponent	Score	RPI S	Opponent	Score	RPI S	Opponent	Score	Team's RPI: 268
42	A Duke	57 93	86	H Davidson	63 73	103	A UNC Greensboro	70 82	132	A Campbell	36 73	
						141	A Butler	52 74	159	A Norfolk St.	58 72	
						195	A American	48 56	206	H ETSU	80 62	
						224	H Col. of Charleston	70 79	229	A UNC Asheville	60 76	
						245	A Winthrop	63 69	262	H Radford	68 58	
						323	A N.C. Central	78 58	334	H USC Upstate	85 46	
						338	A Charleston So.	84 70				
LAST 10 Division I												
338	A Charleston So.	84 70	132	A Campbell	36 73							
229	A UNC Asheville	60 76	103	A UNC Greensboro	70 82							
262	H Radford	68 58	141	A Butler	52 74							
334	H USC Upstate	85 46	86	H Davidson	63 73							
245	A Winthrop	63 69	323	A N.C. Central	78 58							

Non-Div I Games:

High Point

Average RPI Win:	257	WON-LOST	WINNING	LAST 10	STRENGTH OF	OPP. STRENGTH	TEAM	ADJ.	CONF.	ADJ CONF.
Average RPI Loss:	194	RECORD	PCT. RANK	GAMES	SCHEDULE	OF SCHEDULE	RPI	RPI	RPI	RPI
DIV. I ONLY	3- 11	304	2-8	275	320	318	318	14	14	
DIV. I NON-CONF.	3- 8	268	2-5	270	340	315	315	13	13	
TOTALS	RPI 1-25	RPI 26-50	W-L RECORDS	RPI 51-100	RPI 101-150	RPI 150+				
3- 11	0- 0	0- 0	OVERALL	0- 2	1- 2	2- 7				
2- 3	0- 0	0- 0	HOME	0- 1	1- 0	1- 2				
1- 6	0- 0	0- 0	AWAY	0- 1	0- 0	1- 5				
0- 2	0- 0	0- 0	NEUTRAL	0- 0	0- 2	0- 0				
3- 8	0- 0	0- 0	NON-CONFERENCE	0- 1	1- 2	2- 5				
2- 3	0- 0	0- 0	HOME	0- 1	1- 0	1- 2				
1- 3	0- 0	0- 0	AWAY	0- 0	0- 0	1- 3				
0- 2	0- 0	0- 0	NEUTRAL	0- 0	0- 2	0- 0				
0- 3	0- 0	0- 0	CONFERENCE	0- 1	0- 0	0- 2				
0- 0	0- 0	0- 0	HOME	0- 0	0- 0	0- 0				
0- 3	0- 0	0- 0	AWAY	0- 1	0- 0	0- 2				
0- 0	0- 0	0- 0	NEUTRAL	0- 0	0- 0	0- 0				

RPI 1-25			RPI 26-50			RPI 51-100			RPI 101+			Team's RPI: 318
RPI	S	Opponent	Score	RPI	S	Opponent	Score	RPI	S	Opponent	Score	
						81 A Drexel	54 74	132 H Campbell		58 55		
						97 H Stony Brook	38 81	134 N Houston		44 54		
								149 N Samford		45 65		
								158 H Cleveland St.		51 61		
								182 A Northeastern		51 74		
								218 H Howard		64 73		
								244 A Delaware		59 80		
								254 A Fairfield		64 73		
								275 A Sacred Heart		44 71		
								299 H Morgan St.		51 39		
								339 A Hartford		43 41		
								347 A LIU Brooklyn		46 85		
LAST 10 Division I												
						81 A Drexel	54 74	132 H Campbell		58 55		
						244 A Delaware	59 80	254 A Fairfield		64 73		
						182 A Northeastern	51 74	299 H Morgan St.		51 39		
						149 N Samford	45 65	347 A LIU Brooklyn		46 85		
						134 N Houston	44 54	218 H Howard		64 73		

Non-Div I Games:

Hofstra

■ Loss,
 ■ Non-Conf,
 ■ S Site,
 ■ H Home
 ■ A Away
 N Neutral

Holy Cross

Through Games Of Jan. 15, 2020

Average RPI Win:	243	WON-LOST	WINNING	LAST 10	STRENGTH OF	OPP. STRENGTH	TEAM	ADJ.	CONF.	ADJ CONF.
Average RPI Loss:	134	RECORD	PCT. RANK	GAMES	SCHEDULE	OF SCHEDULE	RPI	RPI	RPI	RPI
DIV. I ONLY	10- 6	102	6-4	253	208	136	136	15	15	
DIV. I NON-CONF.	7- 4	100	3-2	212	248	101	101	15	15	
TOTALS	RPI 1-25	RPI 26-50	W-L RECORDS	RPI 51-100	RPI 101-150	RPI 150+				
10- 6	0- 0	0- 0	OVERALL	0- 2	1- 2	9- 2				
5- 1	0- 0	0- 0	HOME	0- 1	1- 0	4- 0				
5- 5	0- 0	0- 0	AWAY	0- 1	0- 2	5- 2				
0- 0	0- 0	0- 0	NEUTRAL	0- 0	0- 0	0- 0				
7- 4	0- 0	0- 0	NON-CONFERENCE	0- 1	1- 2	6- 1				
4- 0	0- 0	0- 0	HOME	0- 0	1- 0	3- 0				
3- 4	0- 0	0- 0	AWAY	0- 1	0- 2	3- 1				
0- 0	0- 0	0- 0	NEUTRAL	0- 0	0- 0	0- 0				
3- 2	0- 0	0- 0	CONFERENCE	0- 1	0- 0	3- 1				
1- 1	0- 0	0- 0	HOME	0- 1	0- 0	1- 0				
2- 1	0- 0	0- 0	AWAY	0- 0	0- 0	2- 1				
0- 0	0- 0	0- 0	NEUTRAL	0- 0	0- 0	0- 0				

RPI S	Opponent	Score	RPI S	Opponent	Score	RPI S	Opponent	Score	RPI S	Opponent	Score	Team's RPI: 136
						64	H Bucknell	40 51	102	H Boston College	80 71	
						83	A North Florida	60 80	114	A Massachusetts	72 75	
									125	A Illinois	75 78	
									166	A Rhode Island	58 73	
									174	H Merrimack	68 42	
									226	A Stetson	75 63	
									241	A Brown	83 71	
									247	H Lafayette	57 56	
									249	A Army West Point	48 61	
									273	A Navy	58 49	
									275	A Sacred Heart	65 52	
									283	A Loyola Maryland	64 56	
									291	H New Hampshire	82 61	
									314	H Bryant	87 75	
LAST 10 Division I												
249	A Army West Point	48 61	226	A Stetson	75 63							
64	H Bucknell	40 51	83	A North Florida	60 80							
247	H Lafayette	57 56	291	H New Hampshire	82 61							
273	A Navy	58 49	275	A Sacred Heart	65 52							
283	A Loyola Maryland	64 56	114	A Massachusetts	72 75							

Non-Div I Games:

Holy Cross

Average RPI Win:	228	WON-LOST	WINNING	LAST 10	STRENGTH OF	OPP. STRENGTH	TEAM	ADJ.	CONF.	ADJ CONF.
Average RPI Loss:	81	RECORD	PCT. RANK	GAMES	SCHEDULE	OF SCHEDULE	RPI	RPI	RPI	RPI
DIV. I ONLY	8- 9	189	4-6	59	100	134	134	8	8	
DIV. I NON-CONF.	7- 7	164	3-4	95	161	139	139	8	8	
TOTALS	RPI 1-25	RPI 26-50	W-L RECORDS	RPI 51-100	RPI 101-150	RPI 150+				
8- 9	1- 2	0- 2	OVERALL	0- 2	0- 1	7- 2				
6- 2	1- 0	0- 1	HOME	0- 1	0- 0	5- 0				
0- 5	0- 2	0- 1	AWAY	0- 0	0- 1	0- 1				
2- 2	0- 0	0- 0	NEUTRAL	0- 1	0- 0	2- 1				
7- 7	1- 1	0- 2	NON-CONFERENCE	0- 1	0- 1	6- 2				
5- 1	1- 0	0- 1	HOME	0- 0	0- 0	4- 0				
0- 4	0- 1	0- 1	AWAY	0- 0	0- 1	0- 1				
2- 2	0- 0	0- 0	NEUTRAL	0- 1	0- 0	2- 1				
1- 2	0- 1	0- 0	CONFERENCE	0- 1	0- 0	1- 0				
1- 1	0- 0	0- 0	HOME	0- 1	0- 0	1- 0				
0- 1	0- 1	0- 0	AWAY	0- 0	0- 0	0- 0				
0- 0	0- 0	0- 0	NEUTRAL	0- 0	0- 0	0- 0				

RPI 1-25				RPI 26-50				RPI 51-100				RPI 101+ Team's RPI: 134			
RPI	S	Opponent	Score	RPI	S	Opponent	Score	RPI	S	Opponent	Score	RPI	S	Opponent	Score
4	A	UConn	51 91	30	A	Georgia Tech	38 69	54	H	Temple	58 61	129	A	Fordham	54 63
20	A	Texas A&M	43 72	36	H	FGCU	45 57	73	N	Syracuse	62 87	165	A	New Mexico	71 81
23	H	Oklahoma	85 69									179	H	Memphis	75 65
												194	H	Southern Miss.	75 60
												215	N	San Francisco	57 80
												240	H	Louisiana Tech	67 53
												261	H	Southeastern La.	78 65
												304	N	California Baptist	96 75
												306	H	Houston Baptist	82 60
												318	N	Hofstra	54 44
LAST 10 Division I															
4	A	UConn	51 91	194	H	Southern Miss.	75 60								
54	H	Temple	58 61	20	A	Texas A&M	43 72								
179	H	Memphis	75 65	240	H	Louisiana Tech	67 53								
129	A	Fordham	54 63	36	H	FGCU	45 57								
318	N	Hofstra	54 44	215	N	San Francisco	57 80								

Non-Div I Games:

Houston

■ Loss,
 ■ Non-Conf,
 ■ S Site,
 ■ H Home
 ■ A Away
 N Neutral

Houston Baptist

Through Games Of Jan. 15, 2020

Average RPI Win:	294	WON-LOST	WINNING	LAST 10	STRENGTH OF	OPP. STRENGTH	TEAM	ADJ.	CONF.	ADJ CONF.
Average RPI Loss:	189	RECORD	PCT. RANK	GAMES	SCHEDULE	OF SCHEDULE	RPI	RPI	RPI	RPI
DIV. I ONLY	2- 10	320	2-8	260	304	306	306	25	25	
DIV. I NON-CONF.	2- 5	259	2-3	150	287	198	198	23	23	
TOTALS	RPI 1-25	RPI 26-50	W-L RECORDS	RPI 51-100	RPI 101-150	RPI 150+				
2- 10	0- 1	0- 0	OVERALL	0- 0	0- 3	2- 6				
0- 3	0- 0	0- 0	HOME	0- 0	0- 1	0- 2				
2- 7	0- 1	0- 0	AWAY	0- 0	0- 2	2- 4				
0- 0	0- 0	0- 0	NEUTRAL	0- 0	0- 0	0- 0				
2- 5	0- 1	0- 0	NON-CONFERENCE	0- 0	0- 2	2- 2				
0- 1	0- 0	0- 0	HOME	0- 0	0- 0	0- 1				
2- 4	0- 1	0- 0	AWAY	0- 0	0- 2	2- 1				
0- 0	0- 0	0- 0	NEUTRAL	0- 0	0- 0	0- 0				
0- 5	0- 0	0- 0	CONFERENCE	0- 0	0- 1	0- 4				
0- 2	0- 0	0- 0	HOME	0- 0	0- 1	0- 1				
0- 3	0- 0	0- 0	AWAY	0- 0	0- 0	0- 3				
0- 0	0- 0	0- 0	NEUTRAL	0- 0	0- 0	0- 0				

RPI 1-25				RPI 26-50				RPI 51-100				RPI 101+ Team's RPI: 306			
RPI	S	Opponent	Score	RPI	S	Opponent	Score	RPI	S	Opponent	Score	RPI	S	Opponent	Score
12	A	Baylor	42 112									134	A	Houston	60 82
												139	A	Wichita St.	42 59
												148	H	SFA	42 59
												187	A	Lamar University	53 60
												195	A	Texas Tech	51 59
												234	A	Central Ark.	39 63
												237	H	Northern Ariz.	62 79
												239	A	Oral Roberts	74 73
												261	H	Southeastern La.	59 69
												344	A	Northwestern St.	60 69
												349	A	La.-Monroe	72 65
LAST 10 Division I															
187	A	Lamar University	53 60	195	A	Texas Tech	51 59								
344	A	Northwestern St.	60 69	349	A	La.-Monroe	72 65								
234	A	Central Ark.	39 63	237	H	Northern Ariz.	62 79								
261	H	Southeastern La.	59 69	139	A	Wichita St.	42 59								
148	H	SFA	42 59	239	A	Oral Roberts	74 73								

Non-Div I Games: LSU-Shreveport 67 44 Paul Quinn 63 34

Houston Baptist

Loss, Non-Conf, S Site, H Home A Away N Neutral

Average RPI Win:	294	WON-LOST	WINNING	LAST 10	STRENGTH OF	OPP. STRENGTH	TEAM	ADJ.	CONF.	ADJ CONF.
Average RPI Loss:	119	RECORD	PCT. RANK	GAMES	SCHEDULE	OF SCHEDULE	RPI	RPI	RPI	RPI
DIV. I ONLY	10- 7	127	6-4	313	258	218	218	30	30	
DIV. I NON-CONF.	8- 5	117	4-2	299	252	177	177	31	31	
TOTALS	RPI 1-25	RPI 26-50	W-L RECORDS	RPI 51-100	RPI 101-150	RPI 150+				
10- 7	0- 0	0- 0	OVERALL	0- 4	0- 0	10- 3				
4- 3	0- 0	0- 0	HOME	0- 0	0- 0	4- 3				
6- 2	0- 0	0- 0	AWAY	0- 2	0- 0	6- 0				
0- 2	0- 0	0- 0	NEUTRAL	0- 2	0- 0	0- 0				
8- 5	0- 0	0- 0	NON-CONFERENCE	0- 4	0- 0	8- 1				
3- 1	0- 0	0- 0	HOME	0- 0	0- 0	3- 1				
5- 2	0- 0	0- 0	AWAY	0- 2	0- 0	5- 0				
0- 2	0- 0	0- 0	NEUTRAL	0- 2	0- 0	0- 0				
2- 2	0- 0	0- 0	CONFERENCE	0- 0	0- 0	2- 2				
1- 2	0- 0	0- 0	HOME	0- 0	0- 0	1- 2				
1- 0	0- 0	0- 0	AWAY	0- 0	0- 0	1- 0				
0- 0	0- 0	0- 0	NEUTRAL	0- 0	0- 0	0- 0				

RPI 1-25			RPI 26-50			RPI 51-100			RPI 101+			Team's RPI: 218
RPI	S	Opponent	Score	RPI	S	Opponent	Score	RPI	S	Opponent	Score	
						64 N Bucknell	60 70	159 H Norfolk St.		80 83		
						75 A South Fla.	53 82	181 H Bethune-Cookman		59 75		
						77 A Tennessee	38 88	201 H La Salle		62 78		
						79 N Washington	58 75	205 A George Mason		86 75		
								248 H Niagara		91 42		
								257 A East Carolina		67 51		
								283 A Loyola Maryland		75 69		
								302 A UMES		79 58		
								311 A UMBC		72 61		
								318 A Hofstra		73 64		
								335 H Fairleigh Dickinson		64 56		
								336 H Saint Peter's		92 80		
								346 H South Carolina St.		78 47		
LAST 10 Division I												
346 H		South Carolina St.	78 47	205 A		George Mason	86 75					
159 H		Norfolk St.	80 83	257 A		East Carolina	67 51					
181 H		Bethune-Cookman	59 75	248 H		Niagara	91 42					
302 A		UMES	79 58	335 H		Fairleigh Dickinson	64 56					
77 A		Tennessee	38 88	79 N		Washington	58 75					

Non-Div I Games:

Howard

Average RPI Win:	169	WON-LOST	WINNING	LAST 10	STRENGTH OF	OPP. STRENGTH	TEAM	ADJ.	CONF.	ADJ CONF.
Average RPI Loss:	94	RECORD	PCT. RANK	GAMES	SCHEDULE	OF SCHEDULE	RPI	RPI	RPI	RPI
DIV. I ONLY	10- 6	102	7-3	82	141	62	62	17	17	
DIV. I NON-CONF.	5- 5	164	2-2	47	19	68	68	18	18	
TOTALS	RPI 1-25	RPI 26-50	W-L RECORDS	RPI 51-100	RPI 101-150	RPI 150+				
10- 6	0- 0	0- 2	OVERALL	4- 2	0- 1	6- 1				
7- 0	0- 0	0- 0	HOME	2- 0	0- 0	5- 0				
1- 6	0- 0	0- 2	AWAY	0- 2	0- 1	1- 1				
2- 0	0- 0	0- 0	NEUTRAL	2- 0	0- 0	0- 0				
5- 5	0- 0	0- 2	NON-CONFERENCE	4- 2	0- 1	1- 0				
3- 0	0- 0	0- 0	HOME	2- 0	0- 0	1- 0				
0- 5	0- 0	0- 2	AWAY	0- 2	0- 1	0- 0				
2- 0	0- 0	0- 0	NEUTRAL	2- 0	0- 0	0- 0				
5- 1	0- 0	0- 0	CONFERENCE	0- 0	0- 0	5- 1				
4- 0	0- 0	0- 0	HOME	0- 0	0- 0	4- 0				
1- 1	0- 0	0- 0	AWAY	0- 0	0- 0	1- 1				
0- 0	0- 0	0- 0	NEUTRAL	0- 0	0- 0	0- 0				

RPI S	Opponent	Score	RPI S	Opponent	Score	RPI S	Opponent	Score	RPI S	Opponent	Score
35	A Miami (FL)	65 74	37	A UNI	50 51	55	N St. John's (NY)	85 78	141	A Butler	61 64
						65	H Ball St.	65 48	153	H Wright St.	80 60
						78	A UT Martin	51 57	158	A Cleveland St.	78 53
						87	N Elon	59 53	183	A Youngstown St.	73 75
						88	A Ohio	64 70	213	H Northern Ky.	89 61
						92	H Southern Ill.	81 78	270	H Oakland	76 41
									271	H Eastern Ky.	72 42
									322	H Detroit Mercy	82 45
LAST 10 Division I											
153	H Wright St.	80 60	183	A Youngstown St.	73 75						
213	H Northern Ky.	89 61	271	H Eastern Ky.	72 42						
322	H Detroit Mercy	82 45	37	A UNI	50 51						
270	H Oakland	76 41	88	A Ohio	64 70						
158	A Cleveland St.	78 53	87	N Elon	59 53						

Non-Div I Games: Ind.-Northwest 103 45

IUPUI

Average RPI Win: 238		WON-LOST	WINNING	LAST 10	STRENGTH OF	OPP. STRENGTH	TEAM	ADJ.	CONF.	ADJ CONF.
Average RPI Loss: 107		RECORD	PCT. RANK	GAMES	SCHEDULE	OF SCHEDULE	RPI	RPI	RPI	RPI
DIV. I ONLY		8- 5	116	6-4	210	183	120	120	20	20
DIV. I NON-CONF.		5- 4	140	3-3	173	144	114	114	17	17
TOTALS	RPI 1-25	RPI 26-50		W-L RECORDS		RPI 51-100	RPI 101-150		RPI 150+	
8- 5	0- 0	0- 2		OVERALL		0- 1	1- 0		7- 2	
4- 0	0- 0	0- 0		HOME		0- 0	0- 0		4- 0	
4- 3	0- 0	0- 1		AWAY		0- 1	1- 0		3- 1	
0- 2	0- 0	0- 1		NEUTRAL		0- 0	0- 0		0- 1	
5- 4	0- 0	0- 2		NON-CONFERENCE		0- 1	0- 0		5- 1	
2- 0	0- 0	0- 0		HOME		0- 0	0- 0		2- 0	
3- 2	0- 0	0- 1		AWAY		0- 1	0- 0		3- 0	
0- 2	0- 0	0- 1		NEUTRAL		0- 0	0- 0		0- 1	
3- 1	0- 0	0- 0		CONFERENCE		0- 0	1- 0		2- 1	
2- 0	0- 0	0- 0		HOME		0- 0	0- 0		2- 0	
1- 1	0- 0	0- 0		AWAY		0- 0	1- 0		0- 1	
0- 0	0- 0	0- 0		NEUTRAL		0- 0	0- 0		0- 0	

RPI 1-25				RPI 26-50				RPI 51-100				RPI 101+				Team's RPI: 120	
RPI	S	Opponent	Score	RPI	S	Opponent	Score	RPI	S	Opponent	Score	RPI	S	Opponent	Score		
				41	A	Oklahoma St.	47 62	75	A	South Fla.	64 67	110	A	Montana St.	69 68		
				44	N	Old Dominion	55 67					187	N	Lamar University	44 47		
												188	A	Portland St.	53 74		
												191	A	San Diego	65 32		
												202	H	Hawaii	67 52		
												215	A	San Francisco	66 60		
												258	H	Colorado St.	61 54		
												290	H	Idaho St.	62 56		
												298	H	Weber St.	70 50		
												337	A	Seattle U	90 84		
LAST 10 Division I																	
				110	A	Montana St.	69 68	75	A	South Fla.	64 67						
				188	A	Portland St.	53 74	191	A	San Diego	65 32						
				298	H	Weber St.	70 50	44	N	Old Dominion	55 67						
				290	H	Idaho St.	62 56	187	N	Lamar University	44 47						
				202	H	Hawaii	67 52	337	A	Seattle U	90 84						

Non-Div I Games:

Idaho

Loss, Non-Conf, S Site, H Home A Away N Neutral

Average RPI Win:	328	WON-LOST	WINNING	LAST 10	STRENGTH OF	OPP. STRENGTH	TEAM	ADJ.	CONF.	ADJ CONF.
Average RPI Loss:	153	RECORD	PCT. RANK	GAMES	SCHEDULE	OF SCHEDULE	RPI	RPI	RPI	RPI
DIV. I ONLY	4- 8	252	3-7	309	218	290	290	20	20	
DIV. I NON-CONF.	2- 5	259	1-4	273	182	282	282	17	17	
TOTALS	RPI 1-25	RPI 26-50	W-L RECORDS	RPI 51-100	RPI 101-150	RPI 150+				
4- 8	0- 0	0- 3	OVERALL	0- 0	0- 2	4- 3				
2- 2	0- 0	0- 0	HOME	0- 0	0- 0	2- 2				
2- 6	0- 0	0- 3	AWAY	0- 0	0- 2	2- 1				
0- 0	0- 0	0- 0	NEUTRAL	0- 0	0- 0	0- 0				
2- 5	0- 0	0- 3	NON-CONFERENCE	0- 0	0- 0	2- 2				
1- 1	0- 0	0- 0	HOME	0- 0	0- 0	1- 1				
1- 4	0- 0	0- 3	AWAY	0- 0	0- 0	1- 1				
0- 0	0- 0	0- 0	NEUTRAL	0- 0	0- 0	0- 0				
2- 3	0- 0	0- 0	CONFERENCE	0- 0	0- 2	2- 1				
1- 1	0- 0	0- 0	HOME	0- 0	0- 0	1- 1				
1- 2	0- 0	0- 0	AWAY	0- 0	0- 2	1- 0				
0- 0	0- 0	0- 0	NEUTRAL	0- 0	0- 0	0- 0				

RPI 1-25			RPI 26-50			RPI 51-100			RPI 101+			Team's RPI: 290
RPI	S	Opponent	Score	RPI	S	Opponent	Score	RPI	S	Opponent	Score	
				38	A	Arizona St.	69 74					
				41	A	Oklahoma St.	52 70					
				42	A	Duke	66 85					
LAST 10 Division I												
				237	H	Northern Ariz.	59 70					
				147	A	Southern Utah	65 72					
				345	H	Sacramento St.	80 62					
				289	A	Eastern Wash.	67 47					
				120	A	Idaho	56 62					
				292	A	Utah St.	61 69					
				304	H	California Baptist	68 74					
				38	A	Arizona St.	69 74					
				342	A	Utah Valley	88 61					
				42	A	Duke	66 85					

Non-Div I Games: Arizona Christian 93 36 Montana Tech 83 57

Idaho St.

Average RPI Win:	220	WON-LOST	WINNING	LAST 10	STRENGTH OF	OPP. STRENGTH	TEAM	ADJ.	CONF.	ADJ CONF.
Average RPI Loss:	35	RECORD	PCT. RANK	GAMES	SCHEDULE	OF SCHEDULE	RPI	RPI	RPI	RPI
DIV. I ONLY	10- 6	102	5-5	121	77	125	125	2	2	
DIV. I NON-CONF.	9- 2	39	4-1	314	241	151	151	2	2	
TOTALS	RPI 1-25	RPI 26-50	W-L RECORDS	RPI 51-100	RPI 101-150	RPI 150+				
10- 6	0- 4	0- 0	OVERALL	1- 2	2- 0	7- 0				
9- 3	0- 2	0- 0	HOME	1- 1	2- 0	6- 0				
1- 3	0- 2	0- 0	AWAY	0- 1	0- 0	1- 0				
0- 0	0- 0	0- 0	NEUTRAL	0- 0	0- 0	0- 0				
9- 2	0- 0	0- 0	NON-CONFERENCE	0- 2	2- 0	7- 0				
8- 1	0- 0	0- 0	HOME	0- 1	2- 0	6- 0				
1- 1	0- 0	0- 0	AWAY	0- 1	0- 0	1- 0				
0- 0	0- 0	0- 0	NEUTRAL	0- 0	0- 0	0- 0				
1- 4	0- 4	0- 0	CONFERENCE	1- 0	0- 0	0- 0				
1- 2	0- 2	0- 0	HOME	1- 0	0- 0	0- 0				
0- 2	0- 2	0- 0	AWAY	0- 0	0- 0	0- 0				
0- 0	0- 0	0- 0	NEUTRAL	0- 0	0- 0	0- 0				

RPI S	Opponent	Score	RPI S	Opponent	Score	RPI S	Opponent	Score	RPI S	Opponent	Score	Team's RPI: 125
9	A Indiana	42 83				56	H Minnesota	74 71	136	H Holy Cross	78 75	
10	A Iowa	72 108				68	A North Carolina	60 85	144	H Austin Peay	76 62	
17	H Northwestern	50 77				82	H Illinois St.	58 74	155	A Missouri	58 51	
25	H Rutgers	51 75							174	H Merrimack	75 72	
									259	H Ark.-Pine Bluff	65 50	
									286	H Presbyterian	71 52	
									314	H Bryant	69 55	
									326	H Evansville	59 44	
									348	H Chicago St.	96 66	
LAST 10 Division I												
56	H Minnesota	74 71	155	A Missouri	58 51							
25	H Rutgers	51 75	326	H Evansville	59 44							
9	A Indiana	42 83	174	H Merrimack	75 72							
10	A Iowa	72 108	68	A North Carolina	60 85							
17	H Northwestern	50 77	286	H Presbyterian	71 52							

Non-Div I Games:

Illinois

Average RPI Win:	212	WON-LOST	WINNING	LAST 10	STRENGTH OF	OPP. STRENGTH	TEAM	ADJ.	CONF.	ADJ CONF.
Average RPI Loss:	96	RECORD	PCT. RANK	GAMES	SCHEDULE	OF SCHEDULE	RPI	RPI	RPI	RPI
DIV. I ONLY	9- 4	67	7-3	185	184	82	82	7	7	
DIV. I NON-CONF.	7- 3	80	5-2	131	183	62	62	7	7	
TOTALS	RPI 1-25	RPI 26-50	W-L RECORDS	RPI 51-100	RPI 101-150	RPI 150+				
9- 4	0- 0	0- 1	OVERALL	1- 1	1- 2	7- 0				
7- 0	0- 0	0- 0	HOME	1- 0	0- 0	6- 0				
2- 4	0- 0	0- 1	AWAY	0- 1	1- 2	1- 0				
0- 0	0- 0	0- 0	NEUTRAL	0- 0	0- 0	0- 0				
7- 3	0- 0	0- 1	NON-CONFERENCE	1- 1	1- 1	5- 0				
5- 0	0- 0	0- 0	HOME	1- 0	0- 0	4- 0				
2- 3	0- 0	0- 1	AWAY	0- 1	1- 1	1- 0				
0- 0	0- 0	0- 0	NEUTRAL	0- 0	0- 0	0- 0				
2- 1	0- 0	0- 0	CONFERENCE	0- 0	0- 1	2- 0				
2- 0	0- 0	0- 0	HOME	0- 0	0- 0	2- 0				
0- 1	0- 0	0- 0	AWAY	0- 0	0- 1	0- 0				
0- 0	0- 0	0- 0	NEUTRAL	0- 0	0- 0	0- 0				

RPI S	Opponent	Score	RPI S	Opponent	Score	RPI S	Opponent	Score	RPI S	Opponent	Score
			33 A	Marquette	41 58	78 H	UT Martin	70 47	112 A	Bradley	61 76
						94 A	Saint Louis	56 61	125 A	Illinois	74 58
									144 A	Austin Peay	72 77
									161 A	North Dakota	66 58
									177 H	Jackson St.	77 55
									221 H	Northern Ill.	69 66
									232 H	Western Ill.	78 65
									278 H	Indiana St.	83 69
									312 H	SIUE	74 53
									326 H	Evansville	81 58
LAST 10 Division I											
			112 A	Bradley	61 76	312 H	SIUE	74 53			
			326 H	Evansville	81 58	94 A	Saint Louis	56 61			
			278 H	Indiana St.	83 69	232 H	Western Ill.	78 65			
			144 A	Austin Peay	72 77	78 H	UT Martin	70 47			
			177 H	Jackson St.	77 55	161 A	North Dakota	66 58			

Non-Div I Games: Truman 87 60

Illinois St.

Average RPI Win:	320	WON-LOST	WINNING	LAST 10	STRENGTH OF	OPP. STRENGTH	TEAM	ADJ.	CONF.	ADJ CONF.
Average RPI Loss:	203	RECORD	PCT. RANK	GAMES	SCHEDULE	OF SCHEDULE	RPI	RPI	RPI	RPI
DIV. I ONLY	3- 7	273	3-7	351	199	341	341	25	25	
DIV. I NON-CONF.	0- 5	338	0-5	323	214	348	348	23	23	
TOTALS	RPI 1-25	RPI 26-50	W-L RECORDS	RPI 51-100	RPI 101-150	RPI 150+				
3- 7	0- 0	0- 0	OVERALL	0- 2	0- 0	3- 5				
2- 3	0- 0	0- 0	HOME	0- 1	0- 0	2- 2				
1- 4	0- 0	0- 0	AWAY	0- 1	0- 0	1- 3				
0- 0	0- 0	0- 0	NEUTRAL	0- 0	0- 0	0- 0				
0- 5	0- 0	0- 0	NON-CONFERENCE	0- 1	0- 0	0- 4				
0- 1	0- 0	0- 0	HOME	0- 0	0- 0	0- 1				
0- 4	0- 0	0- 0	AWAY	0- 1	0- 0	0- 3				
0- 0	0- 0	0- 0	NEUTRAL	0- 0	0- 0	0- 0				
3- 2	0- 0	0- 0	CONFERENCE	0- 1	0- 0	3- 1				
2- 2	0- 0	0- 0	HOME	0- 1	0- 0	2- 1				
1- 0	0- 0	0- 0	AWAY	0- 0	0- 0	1- 0				
0- 0	0- 0	0- 0	NEUTRAL	0- 0	0- 0	0- 0				

RPI S	Opponent	Score	RPI S	Opponent	Score	RPI S	Opponent	Score	RPI S	Opponent	Score	Team's RPI: 341
						88	A Ohio	41 78	168	A Kansas St.	41 85	
						98	H New Orleans	55 67	234	H Central Ark.	37 47	
									258	A Colorado St.	47 75	
									282	H San Diego St.	48 57	
									294	A UTSA	56 63	
									297	H Nicholls St.	53 51	
									320	H McNeese	73 56	
									344	A Northwestern St.	69 67	
LAST 10 Division I												
			320	H McNeese	73 56		234	H Central Ark.	37 47			
			98	H New Orleans	55 67		168	A Kansas St.	41 85			
			344	A Northwestern St.	69 67		258	A Colorado St.	47 75			
			297	H Nicholls St.	53 51		88	A Ohio	41 78			
			282	H San Diego St.	48 57		294	A UTSA	56 63			

Non-Div I Games: Schreiner 70 35 Tex. A&M Int'l 55 38 Paul Quinn 79 62 UNKNOWN 74 52 Incarnate Word

Indiana

Through Games Of Jan. 15, 2020

Average RPI Win:	114	WON-LOST	WINNING	LAST 10	STRENGTH OF	OPP. STRENGTH	TEAM	ADJ.	CONF.	ADJ CONF.
Average RPI Loss:	9	RECORD	PCT. RANK	GAMES	SCHEDULE	OF SCHEDULE	RPI	RPI	RPI	RPI
DIV. I ONLY	14- 3	28	8-2	6	14	9	9	2	2	
DIV. I NON-CONF.	10- 2	30	4-1	11	20	8	8	2	2	
TOTALS	RPI 1-25	RPI 26-50	W-L RECORDS	RPI 51-100	RPI 101-150	RPI 150+				
14- 3	2- 3	2- 0	OVERALL	2- 0	4- 0	4- 0				
8- 1	0- 1	1- 0	HOME	1- 0	2- 0	4- 0				
4- 1	1- 1	1- 0	AWAY	0- 0	2- 0	0- 0				
2- 1	1- 1	0- 0	NEUTRAL	1- 0	0- 0	0- 0				
10- 2	1- 2	1- 0	NON-CONFERENCE	2- 0	2- 0	4- 0				
5- 1	0- 1	0- 0	HOME	1- 0	0- 0	4- 0				
3- 0	0- 0	1- 0	AWAY	0- 0	2- 0	0- 0				
2- 1	1- 1	0- 0	NEUTRAL	1- 0	0- 0	0- 0				
4- 1	1- 1	1- 0	CONFERENCE	0- 0	2- 0	0- 0				
3- 0	0- 0	1- 0	HOME	0- 0	2- 0	0- 0				
1- 1	1- 1	0- 0	AWAY	0- 0	0- 0	0- 0				
0- 0	0- 0	0- 0	NEUTRAL	0- 0	0- 0	0- 0				

RPI	S	Opponent	Score	RPI	S	Opponent	Score	RPI	S	Opponent	Score	RPI	S	Opponent	Score
2	N	South Carolina	71 57	28	H	Purdue	66 48	52	N	Washington St.	78 44	103	H	Michigan St.	79 67
6	H	UCLA	58 68	35	A	Miami (FL)	58 45	83	H	North Florida	72 45	125	H	Illinois	83 42
10	A	Iowa	85 91									130	A	Florida	73 49
12	N	Baylor	62 77									141	A	Butler	64 53
25	A	Rutgers	66 56									177	H	Jackson St.	91 51
												183	H	Youngstown St.	93 56
												209	H	Mt. St. Mary's	75 52
												297	H	Nicholls St.	111 47
LAST 10 Division I															
10	A	Iowa	85 91	6	H	UCLA	58 68	183	H	Youngstown St.	93 56	141	A	Butler	64 53
28	H	Purdue	66 48					83	H	North Florida	72 45	35	A	Miami (FL)	58 45
125	H	Illinois	83 42												
25	A	Rutgers	66 56												
103	H	Michigan St.	79 67												

Non-Div I Games:

Indiana

■ Loss,
 ■ Non-Conf, S Site,
 ■ Home
 ■ Away
 N Neutral

Indiana St.

Through Games Of Jan. 15, 2020

Average RPI Win:	288	WON-LOST	WINNING	LAST 10	STRENGTH OF	OPP. STRENGTH	TEAM	ADJ.	CONF.	ADJ CONF.
Average RPI Loss:	152	RECORD	PCT. RANK	GAMES	SCHEDULE	OF SCHEDULE	RPI	RPI	RPI	RPI
DIV. I ONLY	2- 14	331	0-10	76	335	278	278	7	7	
DIV. I NON-CONF.	2- 10	313	0-6	175	329	299	299	7	7	
TOTALS	RPI 1-25	RPI 26-50	W-L RECORDS	RPI 51-100	RPI 101-150	RPI 150+				
2- 14	0- 0	0- 1	OVERALL	0- 4	0- 2	2- 7				
0- 6	0- 0	0- 0	HOME	0- 1	0- 1	0- 4				
2- 7	0- 0	0- 1	AWAY	0- 3	0- 1	2- 2				
0- 1	0- 0	0- 0	NEUTRAL	0- 0	0- 0	0- 1				
2- 10	0- 0	0- 1	NON-CONFERENCE	0- 3	0- 0	2- 6				
0- 4	0- 0	0- 0	HOME	0- 1	0- 0	0- 3				
2- 5	0- 0	0- 1	AWAY	0- 2	0- 0	2- 2				
0- 1	0- 0	0- 0	NEUTRAL	0- 0	0- 0	0- 1				
0- 4	0- 0	0- 0	CONFERENCE	0- 1	0- 2	0- 1				
0- 2	0- 0	0- 0	HOME	0- 0	0- 1	0- 1				
0- 2	0- 0	0- 0	AWAY	0- 1	0- 1	0- 0				
0- 0	0- 0	0- 0	NEUTRAL	0- 0	0- 0	0- 0				

RPI S	Opponent	Score	RPI S	Opponent	Score	RPI S	Opponent	Score	RPI S	Opponent	Score	Team's RPI: 278
40	A Colorado	46 59	66	A Pacific	66 83	111	H Loyola Chicago	51 58				
			67	A Kansas	72 84	112	A Bradley	75 91				
			82	A Illinois St.	69 83	175	H Valparaiso	56 75				
			94	H Saint Louis	53 55	186	H Southeast Mo. St.	58 68				
						211	A Murray St.	62 70				
						213	H Northern Ky.	68 70				
						232	A Western Ill.	72 83				
						242	A Eastern Ill.	59 57				
						252	N CSUN	59 67				
						284	H Marshall	60 72				
						333	A UIC	61 40				
LAST 10 Division I												
111	H Loyola Chicago	51 58	186	H Southeast Mo. St.	58 68							
175	H Valparaiso	56 75	213	H Northern Ky.	68 70							
112	A Bradley	75 91	211	A Murray St.	62 70							
82	A Illinois St.	69 83	284	H Marshall	60 72							
94	H Saint Louis	53 55	252	N CSUN	59 67							

Non-Div I Games:

Indiana St.

■ Loss,
 ■ Non-Conf,
 S Site,
 ■ Home
 ■ Away
 N Neutral

Average RPI Win:	238	WON-LOST	WINNING	LAST 10	STRENGTH OF	OPP. STRENGTH	TEAM	ADJ.	CONF.	ADJ CONF.
Average RPI Loss:	105	RECORD	PCT. RANK	GAMES	SCHEDULE	OF SCHEDULE	RPI	RPI	RPI	RPI
DIV. I ONLY	3- 9	292	2-8	19	256	156	156	24	24	
DIV. I NON-CONF.	1- 8	322	0-7	10	240	194	194	24	24	
TOTALS	RPI 1-25	RPI 26-50	W-L RECORDS	RPI 51-100	RPI 101-150	RPI 150+				
3- 9	0- 0	0- 1	OVERALL	0- 3	0- 4	3- 1				
0- 4	0- 0	0- 0	HOME	0- 1	0- 3	0- 0				
3- 3	0- 0	0- 1	AWAY	0- 1	0- 1	3- 0				
0- 2	0- 0	0- 0	NEUTRAL	0- 1	0- 0	0- 1				
1- 8	0- 0	0- 1	NON-CONFERENCE	0- 3	0- 3	1- 1				
0- 3	0- 0	0- 0	HOME	0- 1	0- 2	0- 0				
1- 3	0- 0	0- 1	AWAY	0- 1	0- 1	1- 0				
0- 2	0- 0	0- 0	NEUTRAL	0- 1	0- 0	0- 1				
2- 1	0- 0	0- 0	CONFERENCE	0- 0	0- 1	2- 0				
0- 1	0- 0	0- 0	HOME	0- 0	0- 1	0- 0				
2- 0	0- 0	0- 0	AWAY	0- 0	0- 0	2- 0				
0- 0	0- 0	0- 0	NEUTRAL	0- 0	0- 0	0- 0				

RPI	S	Opponent	Score	RPI	S	Opponent	Score	RPI	S	Opponent	Score	RPI	S	Opponent	Score	Team's RPI: 156
26	A	Central Mich.	50	70	61	H	Seton Hall	37	89	113	H	Duquesne	74	76		
					79	N	Washington	34	65	114	H	Massachusetts	51	65		
					97	A	Stony Brook	40	59	121	A	Penn	42	74		
										124	H	Rider	37	81		
										204	A	Quinnipiac	75	71		
										207	N	Towson	58	75		
										245	A	Winthrop	68	61		
										266	A	Monmouth	36	33		
LAST 10 Division I																
266	A	Monmouth	36	33	26	A	Central Mich.	50	70							
124	H	Rider	37	81	207	N	Towson	58	75							
204	A	Quinnipiac	75	71	79	N	Washington	34	65							
114	H	Massachusetts	51	65	97	A	Stony Brook	40	59							
61	H	Seton Hall	37	89	121	A	Penn	42	74							

Non-Div I Games:

Iona

Average RPI Win: 114		WON-LOST	WINNING	LAST 10	STRENGTH OF	OPP. STRENGTH	TEAM	ADJ.	CONF.	ADJ CONF.
Average RPI Loss: 58		RECORD	PCT. RANK	GAMES	SCHEDULE	OF SCHEDULE	RPI	RPI	RPI	RPI
DIV. I ONLY		13- 3	30	8-2	8	60	10	10	2	2
DIV. I NON-CONF.		9- 2	39	4-1	28	105	15	15	2	2
TOTALS		RPI 1-25	RPI 26-50		W-L RECORDS		RPI 51-100	RPI 101-150	RPI 150+	
13- 3	5- 0	0- 1		OVERALL		1- 2	2- 0	5- 0		
9- 0	4- 0	0- 0		HOME		0- 0	1- 0	4- 0		
2- 2	1- 0	0- 1		AWAY		1- 1	0- 0	0- 0		
2- 1	0- 0	0- 0		NEUTRAL		0- 1	1- 0	1- 0		
9- 2	2- 0	0- 1		NON-CONFERENCE		1- 1	1- 0	5- 0		
6- 0	2- 0	0- 0		HOME		0- 0	0- 0	4- 0		
1- 1	0- 0	0- 1		AWAY		1- 0	0- 0	0- 0		
2- 1	0- 0	0- 0		NEUTRAL		0- 1	1- 0	1- 0		
4- 1	3- 0	0- 0		CONFERENCE		0- 1	1- 0	0- 0		
3- 0	2- 0	0- 0		HOME		0- 0	1- 0	0- 0		
1- 1	1- 0	0- 0		AWAY		0- 1	0- 0	0- 0		
0- 0	0- 0	0- 0		NEUTRAL		0- 0	0- 0	0- 0		

RPI S	Opponent	Score	RPI S	Opponent	Score	RPI S	Opponent	Score	RPI S	Opponent	Score
9	H Indiana	91 85	37	A UNI	66 88	58	A Nebraska	69 78	117	N Cincinnati	69 61
17	A Northwestern	77 51				79	N Washington	63 70	125	H Illinois	108 72
18	H Princeton	77 75				89	A Iowa St.	75 69	170	H Clemson	74 60
22	H Drake	79 67							173	H North Ala.	86 81
24	H Maryland	66 61							189	H Fla. Atlantic	85 53
									207	N Towson	100 72
									323	H N.C. Central	102 50
LAST 10 Division I											
9	H Indiana	91 85	22	H Drake	79 67						
24	H Maryland	66 61	323	H N.C. Central	102 50						
17	A Northwestern	77 51	89	A Iowa St.	75 69						
125	H Illinois	108 72	170	H Clemson	74 60						
58	A Nebraska	69 78	79	N Washington	63 70						

Non-Div I Games:

Iowa

Average RPI Win:	180	WON-LOST	WINNING	LAST 10	STRENGTH OF	OPP. STRENGTH	TEAM	ADJ.	CONF.	ADJ CONF.
Average RPI Loss:	31	RECORD	PCT. RANK	GAMES	SCHEDULE	OF SCHEDULE	RPI	RPI	RPI	RPI
DIV. I ONLY	9- 6	123	5-5	69	56	89	89	4	4	
DIV. I NON-CONF.	8- 3	68	4-2	157	61	91	91	4	4	
TOTALS	RPI 1-25	RPI 26-50	W-L RECORDS	RPI 51-100	RPI 101-150	RPI 150+				
9- 6	0- 3	0- 2	OVERALL	3- 1	0- 0	6- 0				
6- 4	0- 1	0- 2	HOME	2- 1	0- 0	4- 0				
3- 2	0- 2	0- 0	AWAY	1- 0	0- 0	2- 0				
0- 0	0- 0	0- 0	NEUTRAL	0- 0	0- 0	0- 0				
8- 3	0- 2	0- 1	NON-CONFERENCE	3- 0	0- 0	5- 0				
6- 2	0- 1	0- 1	HOME	2- 0	0- 0	4- 0				
2- 1	0- 1	0- 0	AWAY	1- 0	0- 0	1- 0				
0- 0	0- 0	0- 0	NEUTRAL	0- 0	0- 0	0- 0				
1- 3	0- 1	0- 1	CONFERENCE	0- 1	0- 0	1- 0				
0- 2	0- 0	0- 1	HOME	0- 1	0- 0	0- 0				
1- 1	0- 1	0- 0	AWAY	0- 0	0- 0	1- 0				
0- 0	0- 0	0- 0	NEUTRAL	0- 0	0- 0	0- 0				

RPI 1-25				RPI 26-50				RPI 51-100 Team's RPI: 89				RPI 101+			
RPI	S	Opponent	Score	RPI	S	Opponent	Score	RPI	S	Opponent	Score	RPI	S	Opponent	Score
10	H	Iowa	69 75	31	H	TCU	74 77	60	H	Texas	75 81	153	H	Wright St.	79 71
22	A	Drake	81 86	37	H	UNI	63 71	71	A	Alabama	75 66	173	H	North Ala.	80 72
23	A	Oklahoma	72 81					98	H	New Orleans	71 53	195	A	Texas Tech	96 66
								100	H	Texas Southern	79 59	259	H	Ark.-Pine Bluff	90 40
												260	H	Southern U.	69 36
												315	A	North Dakota St.	86 58
LAST 10 Division I															
31	H	TCU	74 77	37	H	UNI	63 71	153	H	Wright St.	79 71	10	H	Iowa	69 75
23	A	Oklahoma	72 81	60	H	Texas	75 81	71	A	Alabama	75 66	173	H	North Ala.	80 72
195	A	Texas Tech	96 66	98	H	New Orleans	71 53	259	H	Ark.-Pine Bluff	90 40	260	H	Southern U.	69 36
173	H	North Ala.	80 72					315	A	North Dakota St.	86 58				

Non-Div I Games:

Iowa St.

Average RPI Win:	274	WON-LOST	WINNING	LAST 10	STRENGTH OF	OPP. STRENGTH	TEAM	ADJ.	CONF.	ADJ CONF.
Average RPI Loss:	111	RECORD	PCT. RANK	GAMES	SCHEDULE	OF SCHEDULE	RPI	RPI	RPI	RPI
DIV. I ONLY	6- 8	212	5-5	188	187	177	177	31	31	
DIV. I NON-CONF.	2- 8	295	1-5	66	79	196	196	29	29	
TOTALS	RPI 1-25	RPI 26-50	W-L RECORDS	RPI 51-100	RPI 101-150	RPI 150+				
6- 8	0- 2	0- 1	OVERALL	0- 1	1- 2	5- 2				
3- 1	0- 1	0- 0	HOME	0- 0	1- 0	2- 0				
3- 7	0- 1	0- 1	AWAY	0- 1	0- 2	3- 2				
0- 0	0- 0	0- 0	NEUTRAL	0- 0	0- 0	0- 0				
2- 8	0- 2	0- 1	NON-CONFERENCE	0- 1	1- 2	1- 2				
1- 1	0- 1	0- 0	HOME	0- 0	1- 0	0- 0				
1- 7	0- 1	0- 1	AWAY	0- 1	0- 2	1- 2				
0- 0	0- 0	0- 0	NEUTRAL	0- 0	0- 0	0- 0				
4- 0	0- 0	0- 0	CONFERENCE	0- 0	0- 0	4- 0				
2- 0	0- 0	0- 0	HOME	0- 0	0- 0	2- 0				
2- 0	0- 0	0- 0	AWAY	0- 0	0- 0	2- 0				
0- 0	0- 0	0- 0	NEUTRAL	0- 0	0- 0	0- 0				

RPI 1-25				RPI 26-50				RPI 51-100				RPI 101+ Team's RPI: 177			
RPI	S	Opponent	Score	RPI	S	Opponent	Score	RPI	S	Opponent	Score	RPI	S	Opponent	Score
9	A	Indiana	51 91	35	A	Miami (FL)	68 83	82	A	Illinois St.	55 77	112	A	Bradley	69 78
14	H	Mississippi St.	53 92									128	H	Louisiana	65 54
												137	A	Tulane	46 82
												234	A	Central Ark.	54 57
												260	A	Southern U.	72 51
												261	A	Southeastern La.	59 63
												280	H	Alabama A&M	67 53
												305	H	Alabama St.	94 62
												329	A	Alcorn	83 67
												344	A	Northwestern St.	66 49
LAST 10 Division I															
260	A	Southern U.	72 51	82	A	Illinois St.	55 77	112	A	Bradley	69 78				
329	A	Alcorn	83 67	261	A	Southeastern La.	59 63	234	A	Central Ark.	54 57				
280	H	Alabama A&M	67 53	14	H	Mississippi St.	53 92								
305	H	Alabama St.	94 62												
128	H	Louisiana	65 54												

Non-Div I Games:

Jackson St.

■ Loss,
 ■ Non-Conf,
 ■ S Site,
 ■ H Home
 ■ A Away
 N Neutral

Jacksonville

Through Games Of Jan. 15, 2020

Average RPI Win:	319	WON-LOST	WINNING	LAST 10	STRENGTH OF	OPP. STRENGTH	TEAM	ADJ.	CONF.	ADJ CONF.
Average RPI Loss:	107	RECORD	PCT. RANK	GAMES	SCHEDULE	OF SCHEDULE	RPI	RPI	RPI	RPI
DIV. I ONLY	7- 7	170	6-4	271	282	214	214	16	16	
DIV. I NON-CONF.	6- 5	151	5-2	288	279	212	212	16	16	
TOTALS	RPI 1-25	RPI 26-50	W-L RECORDS	RPI 51-100	RPI 101-150	RPI 150+				
7- 7	0- 1	0- 1	OVERALL	0- 1	0- 1	7- 3				
4- 2	0- 0	0- 0	HOME	0- 0	0- 0	4- 2				
3- 5	0- 1	0- 1	AWAY	0- 1	0- 1	3- 1				
0- 0	0- 0	0- 0	NEUTRAL	0- 0	0- 0	0- 0				
6- 5	0- 1	0- 1	NON-CONFERENCE	0- 1	0- 0	6- 2				
3- 2	0- 0	0- 0	HOME	0- 0	0- 0	3- 2				
3- 3	0- 1	0- 1	AWAY	0- 1	0- 0	3- 0				
0- 0	0- 0	0- 0	NEUTRAL	0- 0	0- 0	0- 0				
1- 2	0- 0	0- 0	CONFERENCE	0- 0	0- 1	1- 1				
1- 0	0- 0	0- 0	HOME	0- 0	0- 0	1- 0				
0- 2	0- 0	0- 0	AWAY	0- 0	0- 1	0- 1				
0- 0	0- 0	0- 0	NEUTRAL	0- 0	0- 0	0- 0				

RPI 1-25				RPI 26-50				RPI 51-100				RPI 101+ Team's RPI: 214			
RPI	S	Opponent	Score	RPI	S	Opponent	Score	RPI	S	Opponent	Score	RPI	S	Opponent	Score
16	A	Florida St.	41 75	40	A	Colorado	44 66	75	A	South Fla.	39 70	105	A	Liberty	76 85
												159	H	Norfolk St.	64 71
												173	A	North Ala.	65 76
												181	H	Bethune-Cookman	52 53
												297	H	Nicholls St.	72 55
												309	A	Jacksonville St.	55 40
												310	H	FIU	77 52
												316	A	Mercer	87 83
												317	H	NJIT	88 67
												334	H	USC Upstate	87 43
												351	A	Florida A&M	88 54
LAST 10 Division I															
317	H	NJIT	88 67	351	A	Florida A&M	88 54	310	H	FIU	77 52				
105	A	Liberty	76 85					181	H	Bethune-Cookman	52 53				
173	A	North Ala.	65 76					159	H	Norfolk St.	64 71				
316	A	Mercer	87 83					297	H	Nicholls St.	72 55				
309	A	Jacksonville St.	55 40												

Non-Div I Games: Thomas (GA) 94 36 Johnson (FL) 114 35

Jacksonville

Loss, Non-Conf, S Site, H Home A Away N Neutral

Jacksonville St.

Through Games Of Jan. 15, 2020

Average RPI Win:	275	WON-LOST	WINNING	LAST 10	STRENGTH OF	OPP. STRENGTH	TEAM	ADJ.	CONF.	ADJ CONF.
Average RPI Loss:	189	RECORD	PCT. RANK	GAMES	SCHEDULE	OF SCHEDULE	RPI	RPI	RPI	RPI
DIV. I ONLY	4- 9	267	2-8	299	277	309	309	21	21	
DIV. I NON-CONF.	2- 7	288	0-6	315	289	337	337	22	22	
TOTALS	RPI 1-25	RPI 26-50	W-L RECORDS	RPI 51-100	RPI 101-150	RPI 150+				
4- 9	0- 0	0- 0	OVERALL	0- 2	0- 2	4- 5				
3- 2	0- 0	0- 0	HOME	0- 0	0- 1	3- 1				
1- 5	0- 0	0- 0	AWAY	0- 2	0- 1	1- 2				
0- 2	0- 0	0- 0	NEUTRAL	0- 0	0- 0	0- 2				
2- 7	0- 0	0- 0	NON-CONFERENCE	0- 2	0- 1	2- 4				
2- 1	0- 0	0- 0	HOME	0- 0	0- 0	2- 1				
0- 4	0- 0	0- 0	AWAY	0- 2	0- 1	0- 1				
0- 2	0- 0	0- 0	NEUTRAL	0- 0	0- 0	0- 2				
2- 2	0- 0	0- 0	CONFERENCE	0- 0	0- 1	2- 1				
1- 1	0- 0	0- 0	HOME	0- 0	0- 1	1- 0				
1- 1	0- 0	0- 0	AWAY	0- 0	0- 0	1- 1				
0- 0	0- 0	0- 0	NEUTRAL	0- 0	0- 0	0- 0				

RPI 1-25				RPI 26-50				RPI 51-100				RPI 101+				Team's RPI: 309	
RPI	S	Opponent	Score	RPI	S	Opponent	Score	RPI	S	Opponent	Score	RPI	S	Opponent	Score		
								53	A	Vanderbilt	66	88	144	H	Austin Peay	57	63
								69	A	Troy	64	94	150	A	Auburn	53	62
													211	H	Murray St.	68	51
													213	N	Northern Ky.	63	66
													214	H	Jacksonville	40	55
													267	H	Lipscomb	65	63
													270	N	Oakland	55	61
													271	A	Eastern Ky.	43	33
													281	A	Morehead St.	48	67
													305	A	Alabama St.	63	68
													351	H	Florida A&M	72	67
LAST 10 Division I																	
				144	H	Austin Peay	57	63		214	H	Jacksonville	40	55			
				211	H	Murray St.	68	51		270	N	Oakland	55	61			
				271	A	Eastern Ky.	43	33		213	N	Northern Ky.	63	66			
				281	A	Morehead St.	48	67		305	A	Alabama St.	63	68			
				150	A	Auburn	53	62		69	A	Troy	64	94			

Non-Div I Games: Clark Atlanta 75 46 Fort Valley St. 87 65

Jacksonville St.

Loss, Non-Conf, S Site, H Home A Away N Neutral

Average RPI Win:	144	WON-LOST	WINNING	LAST 10	STRENGTH OF	OPP. STRENGTH	TEAM	ADJ.	CONF.	ADJ CONF.
Average RPI Loss:	86	RECORD	PCT. RANK	GAMES	SCHEDULE	OF SCHEDULE	RPI	RPI	RPI	RPI
DIV. I ONLY	11- 3	44	8-2	111	41	45	45	14	14	
DIV. I NON-CONF.	9- 2	39	6-1	121	16	37	37	13	13	
TOTALS	RPI 1-25	RPI 26-50	W-L RECORDS	RPI 51-100	RPI 101-150	RPI 150+				
11- 3	0- 1	0- 1	OVERALL	4- 0	3- 0	4- 1				
7- 1	0- 1	0- 0	HOME	2- 0	2- 0	3- 0				
3- 2	0- 0	0- 1	AWAY	1- 0	1- 0	1- 1				
1- 0	0- 0	0- 0	NEUTRAL	1- 0	0- 0	0- 0				
9- 2	0- 1	0- 1	NON-CONFERENCE	3- 0	2- 0	4- 0				
5- 1	0- 1	0- 0	HOME	1- 0	1- 0	3- 0				
3- 1	0- 0	0- 1	AWAY	1- 0	1- 0	1- 0				
1- 0	0- 0	0- 0	NEUTRAL	1- 0	0- 0	0- 0				
2- 1	0- 0	0- 0	CONFERENCE	1- 0	1- 0	0- 1				
2- 0	0- 0	0- 0	HOME	1- 0	1- 0	0- 0				
0- 1	0- 0	0- 0	AWAY	0- 0	0- 0	0- 1				
0- 0	0- 0	0- 0	NEUTRAL	0- 0	0- 0	0- 0				

RPI 1-25				RPI 26-50				Team's RPI: 45		RPI 51-100				RPI 101+			
RPI	S	Opponent	Score	RPI	S	Opponent	Score			RPI	S	Opponent	Score	RPI	S	Opponent	Score
24	H	Maryland	68 70	27	A	Virginia	49 55			55	H	St. John's (NY)	76 73	105	H	Liberty	76 53
										63	N	UCF	46 43	140	A	George Washington	69 50
										76	A	Villanova	56 52	146	H	William & Mary	84 70
										87	H	Elon	61 48	156	H	Robert Morris	59 32
														207	A	Towson	75 76
														235	A	Georgetown	66 59
														251	H	Delaware St.	83 64
														265	H	Longwood	93 53
LAST 10 Division I																	
				207	A	Towson	75 76			251	H	Delaware St.	83 64				
				87	H	Elon	61 48			63	N	UCF	46 43				
				146	H	William & Mary	84 70			27	A	Virginia	49 55				
				156	H	Robert Morris	59 32			105	H	Liberty	76 53				
				140	A	George Washington	69 50			235	A	Georgetown	66 59				

Non-Div I Games:

James Madison

Kansas

Through Games Of Jan. 15, 2020

Average RPI Win:	213	WON-LOST	WINNING	LAST 10	STRENGTH OF	OPP. STRENGTH	TEAM	ADJ.	CONF.	ADJ CONF.
Average RPI Loss:	29	RECORD	PCT. RANK	GAMES	SCHEDULE	OF SCHEDULE	RPI	RPI	RPI	RPI
DIV. I ONLY	11- 4	59	6-4	102	119	67	67	4	4	
DIV. I NON-CONF.	11- 0	1	6-0	271	222	47	47	4	4	
TOTALS	RPI 1-25	RPI 26-50	W-L RECORDS	RPI 51-100	RPI 101-150	RPI 150+				
11- 4	0- 1	0- 3	OVERALL	1- 0	2- 0	8- 0				
8- 2	0- 1	0- 1	HOME	0- 0	2- 0	6- 0				
2- 2	0- 0	0- 2	AWAY	1- 0	0- 0	1- 0				
1- 0	0- 0	0- 0	NEUTRAL	0- 0	0- 0	1- 0				
11- 0	0- 0	0- 0	NON-CONFERENCE	1- 0	2- 0	8- 0				
8- 0	0- 0	0- 0	HOME	0- 0	2- 0	6- 0				
2- 0	0- 0	0- 0	AWAY	1- 0	0- 0	1- 0				
1- 0	0- 0	0- 0	NEUTRAL	0- 0	0- 0	1- 0				
0- 4	0- 1	0- 3	CONFERENCE	0- 0	0- 0	0- 0				
0- 2	0- 1	0- 1	HOME	0- 0	0- 0	0- 0				
0- 2	0- 0	0- 2	AWAY	0- 0	0- 0	0- 0				
0- 0	0- 0	0- 0	NEUTRAL	0- 0	0- 0	0- 0				

RPI	S	Opponent	Score	RPI	S	Opponent	Score	RPI	S	Opponent	Score	RPI	S	Opponent	Score
12	H	Baylor	47 90	31	A	TCU	59 73	94	A	Saint Louis	68 60	130	H	Florida	76 66
				32	H	West Virginia	49 68					131	H	Saint Mary's (CA)	86 81
				41	A	Oklahoma St.	49 67					153	N	Wright St.	74 63
												189	A	Fla. Atlantic	90 60
												220	H	UMass Lowell	79 44
												255	H	Omaha	63 48
												263	H	Texas St.	68 48
												278	H	Indiana St.	84 72
												300	H	Wofford	83 64
												333	H	UIC	91 50
LAST 10 Division I															
12	H	Baylor	47 90	94	A	Saint Louis	68 60	131	H	Saint Mary's (CA)	86 81	130	H	Florida	76 66
31	A	TCU	59 73	131	H	Saint Mary's (CA)	86 81	189	A	Fla. Atlantic	90 60	220	H	UMass Lowell	79 44
32	H	West Virginia	49 68	130	H	Florida	76 66	255	H	Omaha	63 48	263	H	Texas St.	68 48
41	A	Oklahoma St.	49 67	189	A	Fla. Atlantic	90 60	278	H	Indiana St.	84 72	300	H	Wofford	83 64
300	H	Wofford	83 64	153	N	Wright St.	74 63								

Non-Div I Games:

Kansas

Loss, Non-Conf, S Site, H Home A Away N Neutral

Average RPI Win:	275	WON-LOST	WINNING	LAST 10	STRENGTH OF	OPP. STRENGTH	TEAM	ADJ.	CONF.	ADJ CONF.
Average RPI Loss:	76	RECORD	PCT. RANK	GAMES	SCHEDULE	OF SCHEDULE	RPI	RPI	RPI	RPI
DIV. I ONLY	7- 7	170	4-6	107	201	168	168	4	4	
DIV. I NON-CONF.	6- 5	151	3-4	233	239	203	203	4	4	
TOTALS	RPI 1-25	RPI 26-50	W-L RECORDS	RPI 51-100	RPI 101-150	RPI 150+				
7- 7	0- 1	0- 3	OVERALL	0- 0	0- 2	7- 1				
5- 3	0- 0	0- 2	HOME	0- 0	0- 1	5- 0				
2- 2	0- 1	0- 1	AWAY	0- 0	0- 0	2- 0				
0- 2	0- 0	0- 0	NEUTRAL	0- 0	0- 1	0- 1				
6- 5	0- 1	0- 1	NON-CONFERENCE	0- 0	0- 2	6- 1				
5- 1	0- 0	0- 0	HOME	0- 0	0- 1	5- 0				
1- 2	0- 1	0- 1	AWAY	0- 0	0- 0	1- 0				
0- 2	0- 0	0- 0	NEUTRAL	0- 0	0- 1	0- 1				
1- 2	0- 0	0- 2	CONFERENCE	0- 0	0- 0	1- 0				
0- 2	0- 0	0- 2	HOME	0- 0	0- 0	0- 0				
1- 0	0- 0	0- 0	AWAY	0- 0	0- 0	1- 0				
0- 0	0- 0	0- 0	NEUTRAL	0- 0	0- 0	0- 0				

RPI 1-25				RPI 26-50				RPI 51-100				RPI 101+ Team's RPI: 168			
RPI	S	Opponent	Score	RPI	S	Opponent	Score	RPI	S	Opponent	Score	RPI	S	Opponent	Score
13	A	Oregon	51 89	32	H	West Virginia	63 74					103	N	Michigan St.	60 65
				41	H	Oklahoma St.	63 70					115	H	UT Arlington	53 57
				46	A	Arkansas	72 81					179	N	Memphis	68 72
												195	A	Texas Tech	76 72
												238	A	UMKC	74 67
												239	H	Oral Roberts	109 69
												255	H	Omaha	73 48
												324	H	UTRGV	79 66
												333	H	UIC	84 40
												341	H	Incarnate Word	85 41
LAST 10 Division I															
				41	H	Oklahoma St.	63 70	238	A	UMKC	74 67				
				195	A	Texas Tech	76 72	46	A	Arkansas	72 81				
				32	H	West Virginia	63 74	341	H	Incarnate Word	85 41				
				324	H	UTRGV	79 66	103	N	Michigan St.	60 65				
				13	A	Oregon	51 89	179	N	Memphis	68 72				

Non-Div I Games:

Kansas St.

■ Loss,
 ■ Non-Conf, S Site,
 ■ Home
 ■ Away
 N Neutral

Average RPI Win:	259	WON-LOST	WINNING	LAST 10	STRENGTH OF	OPP. STRENGTH	TEAM	ADJ.	CONF.	ADJ CONF.
Average RPI Loss:	133	RECORD	PCT. RANK	GAMES	SCHEDULE	OF SCHEDULE	RPI	RPI	RPI	RPI
DIV. I ONLY	6- 7	200	4-6	321	93	243	243	16	16	
DIV. I NON-CONF.	5- 5	164	3-4	294	140	199	199	16	16	
TOTALS	RPI 1-25	RPI 26-50	W-L RECORDS	RPI 51-100	RPI 101-150	RPI 150+				
6- 7	0- 0	0- 1	OVERALL	0- 2	1- 2	5- 2				
2- 3	0- 0	0- 1	HOME	0- 1	1- 0	1- 1				
3- 4	0- 0	0- 0	AWAY	0- 1	0- 2	3- 1				
1- 0	0- 0	0- 0	NEUTRAL	0- 0	0- 0	1- 0				
5- 5	0- 0	0- 1	NON-CONFERENCE	0- 1	1- 2	4- 1				
2- 1	0- 0	0- 1	HOME	0- 0	1- 0	1- 0				
2- 4	0- 0	0- 0	AWAY	0- 1	0- 2	2- 1				
1- 0	0- 0	0- 0	NEUTRAL	0- 0	0- 0	1- 0				
1- 2	0- 0	0- 0	CONFERENCE	0- 1	0- 0	1- 1				
0- 2	0- 0	0- 0	HOME	0- 1	0- 0	0- 1				
1- 0	0- 0	0- 0	AWAY	0- 0	0- 0	1- 0				
0- 0	0- 0	0- 0	NEUTRAL	0- 0	0- 0	0- 0				

RPI S	Opponent	Score	RPI S	Opponent	Score	RPI S	Opponent	Score	RPI S	Opponent	Score	Team's RPI: 243
30	H Georgia Tech	47 63	72	A Georgia	65 80	113	A Duquesne	72 75				
			83	H North Florida	55 64	132	A Campbell	51 63				
						149	H Samford	60 55				
						222	A UNCW	58 56				
						226	H Stetson	61 67				
						267	A Lipscomb	74 66				
						273	A Navy	62 82				
						288	A Ga. Southern	95 69				
						311	N UMBC	59 44				
						316	H Mercer	92 64				
LAST 10 Division I												
267	A Lipscomb	74 66	311	N UMBC	59 44							
83	H North Florida	55 64	273	A Navy	62 82							
226	H Stetson	61 67	132	A Campbell	51 63							
113	A Duquesne	72 75	222	A UNCW	58 56							
30	H Georgia Tech	47 63	288	A Ga. Southern	95 69							

Non-Div I Games: Middle Ga. St. 88 49

Kennesaw St.

Average RPI Win:	210	WON-LOST	WINNING	LAST 10	STRENGTH OF	OPP. STRENGTH	TEAM	ADJ.	CONF.	ADJ CONF.
Average RPI Loss:	72	RECORD	PCT. RANK	GAMES	SCHEDULE	OF SCHEDULE	RPI	RPI	RPI	RPI
DIV. I ONLY	8- 6	137	5-5	131	94	116	116	10	10	
DIV. I NON-CONF.	6- 4	122	3-3	133	81	102	102	10	10	
TOTALS	RPI 1-25	RPI 26-50	W-L RECORDS	RPI 51-100	RPI 101-150	RPI 150+				
8- 6	0- 0	0- 2	OVERALL	0- 3	2- 0	6- 1				
3- 2	0- 0	0- 1	HOME	0- 0	1- 0	2- 1				
3- 2	0- 0	0- 1	AWAY	0- 1	1- 0	2- 0				
2- 2	0- 0	0- 0	NEUTRAL	0- 2	0- 0	2- 0				
6- 4	0- 0	0- 2	NON-CONFERENCE	0- 2	1- 0	5- 0				
2- 1	0- 0	0- 1	HOME	0- 0	0- 0	2- 0				
2- 1	0- 0	0- 1	AWAY	0- 0	1- 0	1- 0				
2- 2	0- 0	0- 0	NEUTRAL	0- 2	0- 0	2- 0				
2- 2	0- 0	0- 0	CONFERENCE	0- 1	1- 0	1- 1				
1- 1	0- 0	0- 0	HOME	0- 0	1- 0	0- 1				
1- 1	0- 0	0- 0	AWAY	0- 1	0- 0	1- 0				
0- 0	0- 0	0- 0	NEUTRAL	0- 0	0- 0	0- 0				

RPI S	Opponent	Score	RPI S	Opponent	Score	RPI S	Opponent	Score	RPI S	Opponent	Score	Team's RPI: 116
28	A Purdue	64 77	29	H Ohio St.	65 75	59	N Michigan	53 88	113	A Duquesne	77 75	
						65	A Ball St.	62 66	126	H Western Mich.	75 63	
						69	N Troy	64 71	156	H Robert Morris	82 81	
									183	A Youngstown St.	82 73	
									184	H Eastern Mich.	69 74	
									221	A Northern Ill.	79 71	
									274	H St. Bonaventure	81 58	
									288	N Ga. Southern	62 48	
									321	N Purdue Fort Wayne	75 67	
LAST 10 Division I												
221	A Northern Ill.	79 71	288	N Ga. Southern	62 48							
126	H Western Mich.	75 63	28	A Purdue	64 77							
184	H Eastern Mich.	69 74	274	H St. Bonaventure	81 58							
65	A Ball St.	62 66	156	H Robert Morris	82 81							
69	N Troy	64 71	29	H Ohio St.	65 75							

Non-Div I Games: Hiram

92 36

Kent St.

Kentucky

Through Games Of Jan. 15, 2020

Average RPI Win:	149	WON-LOST	WINNING	LAST 10	STRENGTH OF	OPP. STRENGTH	TEAM	ADJ.	CONF.	ADJ CONF.
Average RPI Loss:	3	RECORD	PCT. RANK	GAMES	SCHEDULE	OF SCHEDULE	RPI	RPI	RPI	RPI
DIV. I ONLY	14- 2	15	8-2	51	40	19	19	5	5	
DIV. I NON-CONF.	11- 1	13	5-1	154	27	33	33	5	5	
TOTALS	RPI 1-25	RPI 26-50	W-L RECORDS	RPI 51-100	RPI 101-150	RPI 150+				
14- 2	0- 2	3- 0	OVERALL	3- 0	3- 0	5- 0				
9- 1	0- 1	1- 0	HOME	1- 0	2- 0	5- 0				
5- 1	0- 1	2- 0	AWAY	2- 0	1- 0	0- 0				
0- 0	0- 0	0- 0	NEUTRAL	0- 0	0- 0	0- 0				
11- 1	0- 1	3- 0	NON-CONFERENCE	1- 0	2- 0	5- 0				
8- 1	0- 1	1- 0	HOME	0- 0	2- 0	5- 0				
3- 0	0- 0	2- 0	AWAY	1- 0	0- 0	0- 0				
0- 0	0- 0	0- 0	NEUTRAL	0- 0	0- 0	0- 0				
3- 1	0- 1	0- 0	CONFERENCE	2- 0	1- 0	0- 0				
1- 0	0- 0	0- 0	HOME	1- 0	0- 0	0- 0				
2- 1	0- 1	0- 0	AWAY	1- 0	1- 0	0- 0				
0- 0	0- 0	0- 0	NEUTRAL	0- 0	0- 0	0- 0				

RPI 1-25				RPI 26-50				RPI 51-100				RPI 101+			
RPI	S	Opponent	Score	RPI	S	Opponent	Score	RPI	S	Opponent	Score	RPI	S	Opponent	Score
2	A	South Carolina	72 99	27	A	Virginia	50 47	71	A	Alabama	81 71	130	A	Florida	65 45
3	H	Louisville	66 67	48	H	Charlotte	86 39	77	H	Tennessee	80 76	144	H	Austin Peay	81 52
				49	A	Middle Tenn.	67 52	96	A	California	63 61	149	H	Samford	79 49
												209	H	Mt. St. Mary's	67 44
												226	H	Stetson	67 48
												245	H	Winthrop	91 36
												281	H	Morehead St.	79 54
												327	H	Grambling	81 35
LAST 10 Division I															
130	A	Florida	65 45	3	H	Louisville	66 67	245	H	Winthrop	91 36				
71	A	Alabama	81 71					149	H	Samford	79 49				
77	H	Tennessee	80 76					48	H	Charlotte	86 39				
2	A	South Carolina	72 99					144	H	Austin Peay	81 52				
96	A	California	63 61												

Non-Div I Games:

Kentucky

■ Loss,
 ■ Non-Conf, S Site,
 ■ Home
 ■ Away
 N Neutral

Average RPI Win: 331		WON-LOST	WINNING	LAST 10	STRENGTH OF	OPP. STRENGTH	TEAM	ADJ.	CONF.	ADJ CONF.
Average RPI Loss: 233		RECORD	PCT. RANK	GAMES	SCHEDULE	OF SCHEDULE	RPI	RPI	RPI	RPI
DIV. I ONLY		3- 12	312	3-7	317	350	347	347	29	29
DIV. I NON-CONF.		1- 10	329	1-5	279	347	343	343	30	30
TOTALS	RPI 1-25	RPI 26-50		W-L RECORDS		RPI 51-100	RPI 101-150	RPI 150+		
3- 12	0- 0	0- 0		OVERALL		0- 1	0- 0	3- 11		
3- 6	0- 0	0- 0		HOME		0- 1	0- 0	3- 5		
0- 6	0- 0	0- 0		AWAY		0- 0	0- 0	0- 6		
0- 0	0- 0	0- 0		NEUTRAL		0- 0	0- 0	0- 0		
1- 10	0- 0	0- 0		NON-CONFERENCE		0- 1	0- 0	1- 9		
1- 6	0- 0	0- 0		HOME		0- 1	0- 0	1- 5		
0- 4	0- 0	0- 0		AWAY		0- 0	0- 0	0- 4		
0- 0	0- 0	0- 0		NEUTRAL		0- 0	0- 0	0- 0		
2- 2	0- 0	0- 0		CONFERENCE		0- 0	0- 0	2- 2		
2- 0	0- 0	0- 0		HOME		0- 0	0- 0	2- 0		
0- 2	0- 0	0- 0		AWAY		0- 0	0- 0	0- 2		
0- 0	0- 0	0- 0		NEUTRAL		0- 0	0- 0	0- 0		

RPI 1-25				RPI 26-50				RPI 51-100				RPI 101+				Team's RPI: 347			
RPI	S	Opponent	Score	RPI	S	Opponent	Score	RPI	S	Opponent	Score	RPI	S	Opponent	Score				
								97	H	Stony Brook	49	80	158	H	Cleveland St.	49	79		
													166	A	Rhode Island	56	79		
													209	A	Mt. St. Mary's	57	75		
													220	A	UMass Lowell	56	65		
													246	H	Vermont	62	73		
													247	A	Lafayette	60	65		
													249	A	Army West Point	60	67		
													254	H	Fairfield	51	53		
													295	A	St. Francis Brooklyn	63	88		
													318	H	Hofstra	85	46		
													323	H	N.C. Central	59	61		
													335	H	Fairleigh Dickinson	68	63		
													336	H	Saint Peter's	74	89		
													340	H	Central Conn. St.	63	61		
LAST 10 Division I																			
340	H	Central Conn. St.	63	61	246	H	Vermont	62	73	335	H	Fairleigh Dickinson	68	63	220	A	UMass Lowell	56	65
295	A	St. Francis Brooklyn	63	88	249	A	Army West Point	60	67	209	A	Mt. St. Mary's	57	75	318	H	Hofstra	85	46
209	A	Mt. St. Mary's	57	75	323	H	N.C. Central	59	61	97	H	Stony Brook	49	80					

Non-Div I Games:

LIU Brooklyn

Loss, Non-Conf, S Site, H Home A Away N Neutral

Average RPI Win:	200	WON-LOST	WINNING	LAST 10	STRENGTH OF	OPP. STRENGTH	TEAM	ADJ.	CONF.	ADJ CONF.
Average RPI Loss:	143	RECORD	PCT. RANK	GAMES	SCHEDULE	OF SCHEDULE	RPI	RPI	RPI	RPI
DIV. I ONLY	5- 13	282	3-7	186	116	269	269	11	11	
DIV. I NON-CONF.	3- 9	279	1-3	196	154	272	272	11	11	
TOTALS	RPI 1-25	RPI 26-50	W-L RECORDS	RPI 51-100	RPI 101-150	RPI 150+				
5- 13	0- 1	0- 0	OVERALL	0- 5	1- 1	4- 6				
3- 6	0- 0	0- 0	HOME	0- 2	1- 0	2- 4				
2- 5	0- 1	0- 0	AWAY	0- 1	0- 1	2- 2				
0- 2	0- 0	0- 0	NEUTRAL	0- 2	0- 0	0- 0				
3- 9	0- 1	0- 0	NON-CONFERENCE	0- 3	0- 0	3- 5				
1- 4	0- 0	0- 0	HOME	0- 1	0- 0	1- 3				
2- 3	0- 1	0- 0	AWAY	0- 0	0- 0	2- 2				
0- 2	0- 0	0- 0	NEUTRAL	0- 2	0- 0	0- 0				
2- 4	0- 0	0- 0	CONFERENCE	0- 2	1- 1	1- 1				
2- 2	0- 0	0- 0	HOME	0- 1	1- 0	1- 1				
0- 2	0- 0	0- 0	AWAY	0- 1	0- 1	0- 0				
0- 0	0- 0	0- 0	NEUTRAL	0- 0	0- 0	0- 0				

RPI 1-25				RPI 26-50				RPI 51-100				RPI 101+ Team's RPI: 269			
RPI	S	Opponent	Score	RPI	S	Opponent	Score	RPI	S	Opponent	Score	RPI	S	Opponent	Score
6	A	UCLA	52 74					51	H	Yale	65 81	131	A	Saint Mary's (CA)	70 86
								65	N	Ball St.	72 77	143	H	Santa Clara	75 59
								66	A	Pacific	67 76	165	A	New Mexico	73 72
								93	N	Providence	45 48	191	H	San Diego	59 67
								99	H	BYU	44 59	202	H	Hawaii	65 51
												203	H	Cal St. Fullerton	74 79
												215	H	San Francisco	76 69
												216	A	Tulsa	56 75
												235	H	Georgetown	53 64
												252	H	CSUN	54 56
												256	A	UC Irvine	65 80
												277	A	Long Beach St.	70 57
LAST 10 Division I															
143	H	Santa Clara	75 59	99	H	BYU	44 59	131	A	Saint Mary's (CA)	70 86	165	A	New Mexico	73 72
215	H	San Francisco	76 69	93	N	Providence	45 48	65	N	Ball St.	72 77	252	H	CSUN	54 56
143	A	Saint Mary's (CA)	70 86	165	A	New Mexico	73 72	65	N	Ball St.	72 77				
66	A	Pacific	67 76	65	N	Ball St.	72 77								
191	H	San Diego	59 67	252	H	CSUN	54 56								

Non-Div I Games: Cal St. San B'dino 94 46

LMU (CA)

Loss, Non-Conf, S Site, H Home A Away N Neutral

Average RPI Win:	156	WON-LOST	WINNING	LAST 10	STRENGTH OF	OPP. STRENGTH	TEAM	ADJ.	CONF.	ADJ CONF.
Average RPI Loss:	65	RECORD	PCT. RANK	GAMES	SCHEDULE	OF SCHEDULE	RPI	RPI	RPI	RPI
DIV. I ONLY	13- 3	30	8-2	94	25	34	34	5	5	
DIV. I NON-CONF.	10- 2	30	5-1	113	42	32	32	5	5	
TOTALS	RPI 1-25	RPI 26-50	W-L RECORDS	RPI 51-100	RPI 101-150	RPI 150+				
13- 3	2- 2	1- 0	OVERALL	2- 0	2- 0	6- 1				
7- 1	1- 1	0- 0	HOME	2- 0	0- 0	4- 0				
4- 2	1- 1	1- 0	AWAY	0- 0	1- 0	1- 1				
2- 0	0- 0	0- 0	NEUTRAL	0- 0	1- 0	1- 0				
10- 2	1- 2	1- 0	NON-CONFERENCE	1- 0	2- 0	5- 0				
5- 1	1- 1	0- 0	HOME	1- 0	0- 0	3- 0				
3- 1	0- 1	1- 0	AWAY	0- 0	1- 0	1- 0				
2- 0	0- 0	0- 0	NEUTRAL	0- 0	1- 0	1- 0				
3- 1	1- 0	0- 0	CONFERENCE	1- 0	0- 0	1- 1				
2- 0	0- 0	0- 0	HOME	1- 0	0- 0	1- 0				
1- 1	1- 0	0- 0	AWAY	0- 0	0- 0	0- 1				
0- 0	0- 0	0- 0	NEUTRAL	0- 0	0- 0	0- 0				

RPI 1-25				RPI 26-50				Team's RPI: 34				RPI 51-100				RPI 101+			
RPI	S	Opponent	Score	RPI	S	Opponent	Score	RPI	S	Opponent	Score	RPI	S	Opponent	Score	RPI	S	Opponent	Score
16	H	Florida St.	62 70	36	A	FGCU	74 63	71	H	Alabama	71 60	103	N	Michigan St.	58 56				
20	A	Texas A&M	57 54					98	H	New Orleans	83 49	137	A	Tulane	59 54				
23	A	Oklahoma	68 90									155	A	Missouri	65 69				
25	H	Rutgers	64 58									179	N	Memphis	89 58				
												199	A	Little Rock	65 50				
												250	H	Ole Miss	52 44				
												261	H	Southeastern La.	62 52				
												297	H	Nicholls St.	63 32				
												351	H	Florida A&M	73 45				
LAST 10 Division I																			
250	H	Ole Miss	52 44	36	A	FGCU	74 63	23	A	Oklahoma	68 90								
20	A	Texas A&M	57 54					297	H	Nicholls St.	63 32								
155	A	Missouri	65 69					179	N	Memphis	89 58								
71	H	Alabama	71 60					103	N	Michigan St.	58 56								
351	H	Florida A&M	73 45																

Non-Div I Games:

LSU

Average RPI Win:	231	WON-LOST	WINNING	LAST 10	STRENGTH OF	OPP. STRENGTH	TEAM	ADJ.	CONF.	ADJ CONF.
Average RPI Loss:	118	RECORD	PCT. RANK	GAMES	SCHEDULE	OF SCHEDULE	RPI	RPI	RPI	RPI
DIV. I ONLY	6- 11	249	0-10	96	249	201	201	12	12	
DIV. I NON-CONF.	6- 7	182	0-6	153	272	180	180	12	12	
TOTALS	RPI 1-25	RPI 26-50	W-L RECORDS	RPI 51-100	RPI 101-150	RPI 150+				
6- 11	0- 0	0- 0	OVERALL	0- 5	1- 4	5- 2				
2- 6	0- 0	0- 0	HOME	0- 4	1- 1	1- 1				
3- 5	0- 0	0- 0	AWAY	0- 1	0- 3	3- 1				
1- 0	0- 0	0- 0	NEUTRAL	0- 0	0- 0	1- 0				
6- 7	0- 0	0- 0	NON-CONFERENCE	0- 3	1- 2	5- 2				
2- 4	0- 0	0- 0	HOME	0- 2	1- 1	1- 1				
3- 3	0- 0	0- 0	AWAY	0- 1	0- 1	3- 1				
1- 0	0- 0	0- 0	NEUTRAL	0- 0	0- 0	1- 0				
0- 4	0- 0	0- 0	CONFERENCE	0- 2	0- 2	0- 0				
0- 2	0- 0	0- 0	HOME	0- 2	0- 0	0- 0				
0- 2	0- 0	0- 0	AWAY	0- 0	0- 2	0- 0				
0- 0	0- 0	0- 0	NEUTRAL	0- 0	0- 0	0- 0				

RPI S	Opponent	Score	RPI S	Opponent	Score	RPI S	Opponent	Score	RPI S	Opponent	Score	Team's RPI: 201
						54	H Temple	69 72	113	A Duquesne	56 82	
						76	H Villanova	69 77	114	A Massachusetts	62 76	
						81	A Drexel	31 69	121	H Penn	49 65	
						94	H Saint Louis	61 77	124	A Rider	43 70	
						95	H Dayton	58 98	145	H Harvard	75 69	
									156	H Robert Morris	68 71	
									159	A Norfolk St.	55 52	
									209	A Penn St.	69 67	
									218	A Howard	78 62	
									273	A Navy	46 61	
									311	N UMBC	74 58	
									343	H Coppin St.	79 46	
LAST 10 Division I												
114	A Massachusetts	62 76	76	H Villanova	69 77							
113	A Duquesne	56 82	81	A Drexel	31 69							
94	H Saint Louis	61 77	124	A Rider	43 70							
95	H Dayton	58 98	121	H Penn	49 65							
54	H Temple	69 72	273	A Navy	46 61							

Non-Div I Games:

La Salle

■ Loss,
 ■ Non-Conf,
 ■ S Site,
 ■ H Home
 ■ A Away
 N Neutral

Average RPI Win:	347	WON-LOST	WINNING	LAST 10	STRENGTH OF	OPP. STRENGTH	TEAM	ADJ.	CONF.	ADJ CONF.
Average RPI Loss:	247	RECORD	PCT. RANK	GAMES	SCHEDULE	OF SCHEDULE	RPI	RPI	RPI	RPI
DIV. I ONLY	2- 13	329	1-9	345	342	349	349	22	22	
DIV. I NON-CONF.	2- 9	304	1-5	345	342	350	350	21	21	
TOTALS	RPI 1-25	RPI 26-50	W-L RECORDS	RPI 51-100	RPI 101-150	RPI 150+				
2- 13	0- 0	0- 0	OVERALL	0- 1	0- 0	2- 12				
2- 4	0- 0	0- 0	HOME	0- 1	0- 0	2- 3				
0- 9	0- 0	0- 0	AWAY	0- 0	0- 0	0- 9				
0- 0	0- 0	0- 0	NEUTRAL	0- 0	0- 0	0- 0				
2- 9	0- 0	0- 0	NON-CONFERENCE	0- 0	0- 0	2- 9				
2- 3	0- 0	0- 0	HOME	0- 0	0- 0	2- 3				
0- 6	0- 0	0- 0	AWAY	0- 0	0- 0	0- 6				
0- 0	0- 0	0- 0	NEUTRAL	0- 0	0- 0	0- 0				
0- 4	0- 0	0- 0	CONFERENCE	0- 1	0- 0	0- 3				
0- 1	0- 0	0- 0	HOME	0- 1	0- 0	0- 0				
0- 3	0- 0	0- 0	AWAY	0- 0	0- 0	0- 3				
0- 0	0- 0	0- 0	NEUTRAL	0- 0	0- 0	0- 0				

RPI 1-25			RPI 26-50			RPI 51-100			RPI 101+			Team's RPI: 349
RPI	S	Opponent	Score	RPI	S	Opponent	Score	RPI	S	Opponent	Score	
						69	H Troy	65	72	163	A Tennessee Tech	68 75
										194	H Southern Miss.	42 57
										195	A Texas Tech	38 83
										250	A Ole Miss	42 66
										261	H Southeastern La.	52 65
										264	A North Texas	51 63
										279	A South Alabama	63 72
										288	A Ga. Southern	47 64
										297	A Nicholls St.	59 74
										306	H Houston Baptist	65 72
										319	A Georgia St.	52 68
										320	A McNeese	69 72
										344	H Northwestern St.	63 54
										350	H Mississippi Val.	74 66
LAST 10 Division I												
						279	A South Alabama	63	72	195	A Texas Tech	38 83
						69	H Troy	65	72	264	A North Texas	51 63
						319	A Georgia St.	52	68	297	A Nicholls St.	59 74
						288	A Ga. Southern	47	64	306	H Houston Baptist	65 72
						350	H Mississippi Val.	74	66	320	A McNeese	69 72

Non-Div I Games:

La.-Monroe

Lafayette

Through Games Of Jan. 15, 2020

Average RPI Win:	285	WON-LOST	WINNING	LAST 10	STRENGTH OF	OPP. STRENGTH	TEAM	ADJ.	CONF.	ADJ CONF.
Average RPI Loss:	145	RECORD	PCT. RANK	GAMES	SCHEDULE	OF SCHEDULE	RPI	RPI	RPI	RPI
DIV. I ONLY	6- 9	223	4-6	221	319	247	247	15	15	
DIV. I NON-CONF.	4- 6	212	2-3	286	335	297	297	15	15	
TOTALS	RPI 1-25	RPI 26-50	W-L RECORDS	RPI 51-100	RPI 101-150	RPI 150+				
6- 9	0- 0	0- 0	OVERALL	0- 3	0- 3	6- 3				
5- 2	0- 0	0- 0	HOME	0- 0	0- 1	5- 1				
1- 7	0- 0	0- 0	AWAY	0- 3	0- 2	1- 2				
0- 0	0- 0	0- 0	NEUTRAL	0- 0	0- 0	0- 0				
4- 6	0- 0	0- 0	NON-CONFERENCE	0- 2	0- 1	4- 3				
3- 2	0- 0	0- 0	HOME	0- 0	0- 1	3- 1				
1- 4	0- 0	0- 0	AWAY	0- 2	0- 0	1- 2				
0- 0	0- 0	0- 0	NEUTRAL	0- 0	0- 0	0- 0				
2- 3	0- 0	0- 0	CONFERENCE	0- 1	0- 2	2- 0				
2- 0	0- 0	0- 0	HOME	0- 0	0- 0	2- 0				
0- 3	0- 0	0- 0	AWAY	0- 1	0- 2	0- 0				
0- 0	0- 0	0- 0	NEUTRAL	0- 0	0- 0	0- 0				

RPI S	Opponent	Score	RPI S	Opponent	Score	RPI S	Opponent	Score	RPI S	Opponent	Score	Team's RPI: 247
						55	A St. John's (NY)	44 76	108	A Colgate	52 73	
						61	A Seton Hall	50 74	113	H Duquesne	65 73	
						64	A Bucknell	36 50	136	A Holy Cross	56 57	
									192	H Boston U.	59 57	
									193	A Binghamton	64 74	
									227	H Manhattan	60 53	
									266	A Monmouth	44 52	
									283	H Loyola Maryland	55 52	
									311	H UMBC	58 65	
									325	A Albany (NY)	54 47	
									335	H Fairleigh Dickinson	61 29	
									347	H LIU Brooklyn	65 60	
LAST 10 Division I												
108	A Colgate	52 73	311	H UMBC	58 65							
283	H Loyola Maryland	55 52	61	A Seton Hall	50 74							
136	A Holy Cross	56 57	266	A Monmouth	44 52							
64	A Bucknell	36 50	227	H Manhattan	60 53							
192	H Boston U.	59 57	325	A Albany (NY)	54 47							

Non-Div I Games:

Lafayette

Loss, Non-Conf, S Site, H Home A Away N Neutral

Lamar University

Through Games Of Jan. 15, 2020

Average RPI Win:	270	WON-LOST	WINNING	LAST 10	STRENGTH OF	OPP. STRENGTH	TEAM	ADJ.	CONF.	ADJ CONF.
Average RPI Loss:	110	RECORD	PCT. RANK	GAMES	SCHEDULE	OF SCHEDULE	RPI	RPI	RPI	RPI
DIV. I ONLY	6- 8	212	6-4	161	228	187	187	25	25	
DIV. I NON-CONF.	2- 5	259	2-1	35	150	162	162	23	23	
TOTALS	RPI 1-25	RPI 26-50	W-L RECORDS	RPI 51-100	RPI 101-150	RPI 150+				
6- 8	0- 2	0- 1	OVERALL	0- 1	1- 3	5- 1				
3- 2	0- 0	0- 0	HOME	0- 1	0- 1	3- 0				
2- 6	0- 2	0- 1	AWAY	0- 0	0- 2	2- 1				
1- 0	0- 0	0- 0	NEUTRAL	0- 0	1- 0	0- 0				
2- 5	0- 2	0- 1	NON-CONFERENCE	0- 0	1- 1	1- 1				
1- 1	0- 0	0- 0	HOME	0- 0	0- 1	1- 0				
0- 4	0- 2	0- 1	AWAY	0- 0	0- 0	0- 1				
1- 0	0- 0	0- 0	NEUTRAL	0- 0	1- 0	0- 0				
4- 3	0- 0	0- 0	CONFERENCE	0- 1	0- 2	4- 0				
2- 1	0- 0	0- 0	HOME	0- 1	0- 0	2- 0				
2- 2	0- 0	0- 0	AWAY	0- 0	0- 2	2- 0				
0- 0	0- 0	0- 0	NEUTRAL	0- 0	0- 0	0- 0				

RPI 1-25				RPI 26-50				RPI 51-100				RPI 101+ Team's RPI: 187			
RPI	S	Opponent	Score	RPI	S	Opponent	Score	RPI	S	Opponent	Score	RPI	S	Opponent	Score
12	A	Baylor	28 90	41	A	Oklahoma St.	53 74	98	H	New Orleans	57 62	118	A	Abilene Christian	72 78
21	A	NC State	40 81									120	N	Idaho	47 44
												128	H	Louisiana	63 74
												133	A	Sam Houston St.	47 68
												261	A	Southeastern La.	65 57
												293	H	Denver	71 59
												297	A	Nicholls St.	84 78
												306	H	Houston Baptist	60 53
												331	A	Cal Poly	56 57
												344	H	Northwestern St.	61 58
LAST 10 Division I															
133	A	Sam Houston St.	47 68	344	H	Northwestern St.	61 58								
306	H	Houston Baptist	60 53	261	A	Southeastern La.	65 57								
297	A	Nicholls St.	84 78	293	H	Denver	71 59								
118	A	Abilene Christian	72 78	331	A	Cal Poly	56 57								
98	H	New Orleans	57 62	120	N	Idaho	47 44								

Non-Div I Games: Howard Payne 96 36 LeTourneau 90 38

Lamar University

Loss, Non-Conf, S Site, H Home A Away N Neutral

Average RPI Win:	227	WON-LOST	WINNING	LAST 10	STRENGTH OF	OPP. STRENGTH	TEAM	ADJ.	CONF.	ADJ CONF.
Average RPI Loss:	83	RECORD	PCT. RANK	GAMES	SCHEDULE	OF SCHEDULE	RPI	RPI	RPI	RPI
DIV. I ONLY	12- 3	38	7-3	274	151	84	84	15	15	
DIV. I NON-CONF.	7- 3	80	2-3	211	185	94	94	15	15	
TOTALS	RPI 1-25	RPI 26-50	W-L RECORDS	RPI 51-100	RPI 101-150	RPI 150+				
12- 3	0- 0	0- 0	OVERALL	1- 2	1- 1	10- 0				
5- 0	0- 0	0- 0	HOME	1- 0	1- 0	3- 0				
7- 1	0- 0	0- 0	AWAY	0- 1	0- 0	7- 0				
0- 2	0- 0	0- 0	NEUTRAL	0- 1	0- 1	0- 0				
7- 3	0- 0	0- 0	NON-CONFERENCE	1- 2	1- 1	5- 0				
3- 0	0- 0	0- 0	HOME	1- 0	1- 0	1- 0				
4- 1	0- 0	0- 0	AWAY	0- 1	0- 0	4- 0				
0- 2	0- 0	0- 0	NEUTRAL	0- 1	0- 1	0- 0				
5- 0	0- 0	0- 0	CONFERENCE	0- 0	0- 0	5- 0				
2- 0	0- 0	0- 0	HOME	0- 0	0- 0	2- 0				
3- 0	0- 0	0- 0	AWAY	0- 0	0- 0	3- 0				
0- 0	0- 0	0- 0	NEUTRAL	0- 0	0- 0	0- 0				

RPI 1-25			RPI 26-50			RPI 51-100			Team's RPI: 84	RPI 101+		
RPI	S	Opponent	Score	RPI	S	Opponent	Score	RPI	S	Opponent	Score	
						56 A Minnesota	49 77	129 N Fordham		57 59		
						61 H Seton Hall	75 68	140 H George Washington		59 53		
						65 N Ball St.	52 54	174 A Merrimack		72 68		
								192 H Boston U.		51 34		
								195 A American		64 63		
								209 A Mt. St. Mary's		66 65		
								251 A Delaware St.		68 38		
								273 A Navy		60 53		
								273 H Navy		70 40		
								283 A Loyola Maryland		55 53		
								336 A Saint Peter's		80 71		
								340 H Central Conn. St.		70 51		
LAST 10 Division I												
273 A Navy		60 53	336 A Saint Peter's		80 71							
195 A American		64 63	56 A Minnesota		49 77							
192 H Boston U.		51 34	209 A Mt. St. Mary's		66 65							
283 A Loyola Maryland		55 53	129 N Fordham		57 59							
273 H Navy		70 40	65 N Ball St.		52 54							

Non-Div I Games: Bloomsburg 91 43

Lehigh

■ Loss,
 ■ Non-Conf,
 ■ S Site,
 ■ H Home
 ■ A Away
 N Neutral

Liberty

Through Games Of Jan. 15, 2020

Average RPI Win:	208	WON-LOST	WINNING	LAST 10	STRENGTH OF	OPP. STRENGTH	TEAM	ADJ.	CONF.	ADJ CONF.
Average RPI Loss:	103	RECORD	PCT. RANK	GAMES	SCHEDULE	OF SCHEDULE	RPI	RPI	RPI	RPI
DIV. I ONLY	9- 8	164	7-3	71	195	105	105	16	16	
DIV. I NON-CONF.	7- 6	161	5-1	87	133	100	100	16	16	
TOTALS	RPI 1-25	RPI 26-50	W-L RECORDS	RPI 51-100	RPI 101-150	RPI 150+				
9- 8	0- 1	0- 3	OVERALL	0- 0	1- 1	8- 3				
2- 4	0- 0	0- 0	HOME	0- 0	0- 1	2- 3				
5- 3	0- 0	0- 3	AWAY	0- 0	0- 0	5- 0				
2- 1	0- 1	0- 0	NEUTRAL	0- 0	1- 0	1- 0				
7- 6	0- 1	0- 2	NON-CONFERENCE	0- 0	1- 1	6- 2				
1- 3	0- 0	0- 0	HOME	0- 0	0- 1	1- 2				
4- 2	0- 0	0- 2	AWAY	0- 0	0- 0	4- 0				
2- 1	0- 1	0- 0	NEUTRAL	0- 0	1- 0	1- 0				
2- 2	0- 0	0- 1	CONFERENCE	0- 0	0- 0	2- 1				
1- 1	0- 0	0- 0	HOME	0- 0	0- 0	1- 1				
1- 1	0- 0	0- 1	AWAY	0- 0	0- 0	1- 0				
0- 0	0- 0	0- 0	NEUTRAL	0- 0	0- 0	0- 0				

RPI S	Opponent	Score	RPI S	Opponent	Score	RPI S	Opponent	Score	RPI S	Opponent	Score	Team's RPI: 105
5 N	Oregon St.	55 68	36 A	FGCU	57 64				103 H	UNC Greensboro	53 58	
			39 A	Virginia Tech	69 73				112 N	Bradley	75 63	
			45 A	James Madison	53 76				159 A	Norfolk St.	67 48	
									173 H	North Ala.	71 76	
									176 A	Hampton	83 59	
									178 N	Miami (OH)	65 53	
									206 H	ETSU	62 63	
									214 H	Jacksonville	85 76	
									217 H	Chattanooga	54 71	
									219 A	Saint Francis (PA)	71 52	
									238 A	UMKC	68 44	
									257 H	East Carolina	81 66	
									317 A	NJIT	67 53	
LAST 10 Division I												
			173 H	North Ala.	71 76		112 N	Bradley	75 63			
			214 H	Jacksonville	85 76		219 A	Saint Francis (PA)	71 52			
			36 A	FGCU	57 64		176 A	Hampton	83 59			
			317 A	NJIT	67 53		257 H	East Carolina	81 66			
			238 A	UMKC	68 44		5 N	Oregon St.	55 68			

Non-Div I Games:

Liberty

Loss, Non-Conf, S Site, H Home A Away N Neutral

Average RPI Win:	256	WON-LOST	WINNING	LAST 10	STRENGTH OF	OPP. STRENGTH	TEAM	ADJ.	CONF.	ADJ CONF.
Average RPI Loss:	145	RECORD	PCT. RANK	GAMES	SCHEDULE	OF SCHEDULE	RPI	RPI	RPI	RPI
DIV. I ONLY	3- 13	315	2-8	99	312	267	267	16	16	
DIV. I NON-CONF.	2- 10	313	1-5	135	311	296	296	16	16	
TOTALS	RPI 1-25	RPI 26-50	W-L RECORDS	RPI 51-100	RPI 101-150	RPI 150+				
3- 13	0- 0	0- 2	OVERALL	0- 4	0- 1	3- 6				
1- 5	0- 0	0- 0	HOME	0- 1	0- 0	1- 4				
2- 6	0- 0	0- 2	AWAY	0- 2	0- 0	2- 2				
0- 2	0- 0	0- 0	NEUTRAL	0- 1	0- 1	0- 0				
2- 10	0- 0	0- 1	NON-CONFERENCE	0- 4	0- 1	2- 4				
1- 3	0- 0	0- 0	HOME	0- 1	0- 0	1- 2				
1- 5	0- 0	0- 1	AWAY	0- 2	0- 0	1- 2				
0- 2	0- 0	0- 0	NEUTRAL	0- 1	0- 1	0- 0				
1- 3	0- 0	0- 1	CONFERENCE	0- 0	0- 0	1- 2				
0- 2	0- 0	0- 0	HOME	0- 0	0- 0	0- 2				
1- 1	0- 0	0- 1	AWAY	0- 0	0- 0	1- 0				
0- 0	0- 0	0- 0	NEUTRAL	0- 0	0- 0	0- 0				

RPI 1-25				RPI 26-50				RPI 51-100				RPI 101+				Team's RPI: 267	
RPI	S	Opponent	Score	RPI	S	Opponent	Score	RPI	S	Opponent	Score	RPI	S	Opponent	Score		
				36	A	FGCU	56 82	70	N	Marist	63 74	124	N	Rider	76 81		
				49	A	Middle Tenn.	49 70	78	A	UT Martin	67 83	163	A	Tennessee Tech	58 78		
								90	H	Belmont	68 69	173	H	North Ala.	72 84		
								95	A	Dayton	60 82	211	H	Murray St.	57 67		
												213	H	Northern Ky.	71 69		
												226	A	Stetson	65 59		
												242	H	Eastern Ill.	56 66		
												243	H	Kennesaw St.	66 74		
												309	A	Jacksonville St.	63 65		
												330	A	Tennessee St.	74 64		
LAST 10 Division I																	
				243	H	Kennesaw St.	66 74	78	A	UT Martin	67 83						
				173	H	North Ala.	72 84	90	H	Belmont	68 69						
				226	A	Stetson	65 59	330	A	Tennessee St.	74 64						
				36	A	FGCU	56 82	49	A	Middle Tenn.	49 70						
				163	A	Tennessee Tech	58 78	242	H	Eastern Ill.	56 66						

Non-Div I Games: Queens (NC) 86 45

Lipscomb

■ Loss,
 ■ Non-Conf,
 ■ S Site,
 ■ H Home
 ■ A Away
 N Neutral

Little Rock

Through Games Of Jan. 15, 2020

Average RPI Win:	264	WON-LOST	WINNING	LAST 10	STRENGTH OF	OPP. STRENGTH	TEAM	ADJ.	CONF.	ADJ CONF.
Average RPI Loss:	102	RECORD	PCT. RANK	GAMES	SCHEDULE	OF SCHEDULE	RPI	RPI	RPI	RPI
DIV. I ONLY	5- 11	261	4-6	60	182	199	199	22	22	
DIV. I NON-CONF.	2- 9	304	1-4	25	108	215	215	21	21	
TOTALS	RPI 1-25	RPI 26-50	W-L RECORDS	RPI 51-100	RPI 101-150	RPI 150+				
5- 11	0- 2	0- 3	OVERALL	0- 0	0- 3	5- 3				
4- 4	0- 0	0- 1	HOME	0- 0	0- 1	4- 2				
1- 7	0- 2	0- 2	AWAY	0- 0	0- 2	1- 1				
0- 0	0- 0	0- 0	NEUTRAL	0- 0	0- 0	0- 0				
2- 9	0- 2	0- 3	NON-CONFERENCE	0- 0	0- 1	2- 3				
2- 3	0- 0	0- 1	HOME	0- 0	0- 0	2- 2				
0- 6	0- 2	0- 2	AWAY	0- 0	0- 1	0- 1				
0- 0	0- 0	0- 0	NEUTRAL	0- 0	0- 0	0- 0				
3- 2	0- 0	0- 0	CONFERENCE	0- 0	0- 2	3- 0				
2- 1	0- 0	0- 0	HOME	0- 0	0- 1	2- 0				
1- 1	0- 0	0- 0	AWAY	0- 0	0- 1	1- 0				
0- 0	0- 0	0- 0	NEUTRAL	0- 0	0- 0	0- 0				

RPI 1-25				RPI 26-50				RPI 51-100				RPI 101+ Team's RPI: 199			
RPI	S	Opponent	Score	RPI	S	Opponent	Score	RPI	S	Opponent	Score	RPI	S	Opponent	Score
14	A	Mississippi St.	50 89	34	H	LSU	50 65					101	H	Coastal Caro.	48 68
20	A	Texas A&M	35 78	46	A	Arkansas	53 86					115	A	UT Arlington	58 65
				47	A	Western Ky.	58 77					142	A	Rice	40 66
												179	H	Memphis	50 68
												189	A	Fla. Atlantic	72 79
												216	H	Tulsa	63 51
												234	H	Central Ark.	63 48
												240	H	Louisiana Tech	38 43
												263	A	Texas St.	78 66
												288	H	Ga. Southern	58 46
												319	H	Georgia St.	66 46
LAST 10 Division I															
				101	H	Coastal Caro.	48 68	14	A	Mississippi St.	50 89				
				319	H	Georgia St.	66 46	46	A	Arkansas	53 86				
				288	H	Ga. Southern	58 46	179	H	Memphis	50 68				
				115	A	UT Arlington	58 65	216	H	Tulsa	63 51				
				263	A	Texas St.	78 66	240	H	Louisiana Tech	38 43				

Non-Div I Games:

Little Rock

Loss, Non-Conf, S Site, H Home A Away N Neutral

Average RPI Win:	263	WON-LOST	WINNING	LAST 10	STRENGTH OF	OPP. STRENGTH	TEAM	ADJ.	CONF.	ADJ CONF.
Average RPI Loss:	181	RECORD	PCT. RANK	GAMES	SCHEDULE	OF SCHEDULE	RPI	RPI	RPI	RPI
DIV. I ONLY	5- 9	240	5-5	278	204	277	277	26	26	
DIV. I NON-CONF.	4- 8	235	4-4	275	173	276	276	26	26	
TOTALS	RPI 1-25	RPI 26-50	W-L RECORDS	RPI 51-100	RPI 101-150	RPI 150+				
5- 9	0- 2	0- 0	OVERALL	0- 1	1- 1	4- 5				
2- 3	0- 1	0- 0	HOME	0- 0	0- 0	2- 2				
1- 6	0- 1	0- 0	AWAY	0- 1	1- 1	0- 3				
2- 0	0- 0	0- 0	NEUTRAL	0- 0	0- 0	2- 0				
4- 8	0- 2	0- 0	NON-CONFERENCE	0- 1	1- 1	3- 4				
1- 3	0- 1	0- 0	HOME	0- 0	0- 0	1- 2				
1- 5	0- 1	0- 0	AWAY	0- 1	1- 1	0- 2				
2- 0	0- 0	0- 0	NEUTRAL	0- 0	0- 0	2- 0				
1- 1	0- 0	0- 0	CONFERENCE	0- 0	0- 0	1- 1				
1- 0	0- 0	0- 0	HOME	0- 0	0- 0	1- 0				
0- 1	0- 0	0- 0	AWAY	0- 0	0- 0	0- 1				
0- 0	0- 0	0- 0	NEUTRAL	0- 0	0- 0	0- 0				

RPI 1-25				RPI 26-50				RPI 51-100				RPI 101+ Team's RPI: 277			
RPI	S	Opponent	Score	RPI	S	Opponent	Score	RPI	S	Opponent	Score	RPI	S	Opponent	Score
6	A	UCLA	51 86					96	A	California	45 68	109	A	Southern California	40 57
13	H	Oregon	45 81									143	A	Santa Clara	54 46
												203	A	Cal St. Fullerton	65 69
												209	N	Penn St.	64 56
												269	H	LMU (CA)	57 70
												292	H	Utah St.	48 56
												304	A	California Baptist	70 79
												307	H	Air Force	74 68
												324	N	UTRGV	69 65
												331	H	Cal Poly	72 69
												337	A	Seattle U	54 66
LAST 10 Division I															
203	A	Cal St. Fullerton	65 69	13	H	Oregon	45 81								
331	H	Cal Poly	72 69	337	A	Seattle U	54 66								
109	A	Southern California	40 57	143	A	Santa Clara	54 46								
324	N	UTRGV	69 65	96	A	California	45 68								
307	H	Air Force	74 68	209	N	Penn St.	64 56								

Non-Div I Games: Westcliff 94 47 Bethesda (CA) 90 43

Long Beach St.

Loss, Non-Conf, S Site, H Home A Away N Neutral

Average RPI Win:	276	WON-LOST	WINNING	LAST 10	STRENGTH OF	OPP. STRENGTH	TEAM	ADJ.	CONF.	ADJ CONF.
Average RPI Loss:	184	RECORD	PCT. RANK	GAMES	SCHEDULE	OF SCHEDULE	RPI	RPI	RPI	RPI
DIV. I ONLY	8- 7	154	6-4	328	239	265	265	27	27	
DIV. I NON-CONF.	4- 5	195	2-2	308	157	266	266	27	27	
TOTALS	RPI 1-25	RPI 26-50	W-L RECORDS	RPI 51-100	RPI 101-150	RPI 150+				
8- 7	0- 0	0- 1	OVERALL	0- 0	0- 2	8- 4				
5- 3	0- 0	0- 0	HOME	0- 0	0- 1	5- 2				
3- 4	0- 0	0- 1	AWAY	0- 0	0- 1	3- 2				
0- 0	0- 0	0- 0	NEUTRAL	0- 0	0- 0	0- 0				
4- 5	0- 0	0- 1	NON-CONFERENCE	0- 0	0- 1	4- 3				
3- 1	0- 0	0- 0	HOME	0- 0	0- 0	3- 1				
1- 4	0- 0	0- 1	AWAY	0- 0	0- 1	1- 2				
0- 0	0- 0	0- 0	NEUTRAL	0- 0	0- 0	0- 0				
4- 2	0- 0	0- 0	CONFERENCE	0- 0	0- 1	4- 1				
2- 2	0- 0	0- 0	HOME	0- 0	0- 1	2- 1				
2- 0	0- 0	0- 0	AWAY	0- 0	0- 0	2- 0				
0- 0	0- 0	0- 0	NEUTRAL	0- 0	0- 0	0- 0				

RPI S	Opponent	Score	RPI S	Opponent	Score	RPI S	Opponent	Score	RPI S	Opponent	Score	Team's RPI: 265
			45	A James Madison	53 93				130	A Florida	54 71	
									132	H Campbell	55 70	
									159	A Norfolk St.	46 49	
									222	H UNCW	59 58	
									233	H Gardner-Webb	80 70	
									241	H Brown	86 76	
									251	H Delaware St.	78 62	
									257	H East Carolina	61 64	
									262	H Radford	61 62	
									286	A Presbyterian	71 60	
									300	A Wofford	76 79	
									302	A UMES	71 62	
									334	A USC Upstate	70 62	
									338	H Charleston So.	84 64	
LAST 10 Division I												
			262	H Radford	61 62				233	H Gardner-Webb	80 70	
			334	A USC Upstate	70 62				302	A UMES	71 62	
			338	H Charleston So.	84 64				251	H Delaware St.	78 62	
			132	H Campbell	55 70				159	A Norfolk St.	46 49	
			286	A Presbyterian	71 60				257	H East Carolina	61 64	

Non-Div I Games:

Longwood

■ Loss,
 ■ Non-Conf,
 ■ S Site,
 ■ H Home
 ■ A Away
 N Neutral

Louisiana

Through Games Of Jan. 15, 2020

Average RPI Win:	223	WON-LOST	WINNING	LAST 10	STRENGTH OF	OPP. STRENGTH	TEAM	ADJ.	CONF.	ADJ CONF.
Average RPI Loss:	175	RECORD	PCT. RANK	GAMES	SCHEDULE	OF SCHEDULE	RPI	RPI	RPI	RPI
DIV. I ONLY	8- 5	116	6-4	245	209	128	128	22	22	
DIV. I NON-CONF.	5- 4	140	3-3	245	167	144	144	21	21	
TOTALS	RPI 1-25	RPI 26-50	W-L RECORDS	RPI 51-100	RPI 101-150	RPI 150+				
8- 5	0- 1	0- 0	OVERALL	2- 0	0- 1	6- 3				
3- 1	0- 1	0- 0	HOME	0- 0	0- 0	3- 0				
5- 4	0- 0	0- 0	AWAY	2- 0	0- 1	3- 3				
0- 0	0- 0	0- 0	NEUTRAL	0- 0	0- 0	0- 0				
5- 4	0- 1	0- 0	NON-CONFERENCE	1- 0	0- 1	4- 2				
2- 1	0- 1	0- 0	HOME	0- 0	0- 0	2- 0				
3- 3	0- 0	0- 0	AWAY	1- 0	0- 1	2- 2				
0- 0	0- 0	0- 0	NEUTRAL	0- 0	0- 0	0- 0				
3- 1	0- 0	0- 0	CONFERENCE	1- 0	0- 0	2- 1				
1- 0	0- 0	0- 0	HOME	0- 0	0- 0	1- 0				
2- 1	0- 0	0- 0	AWAY	1- 0	0- 0	1- 1				
0- 0	0- 0	0- 0	NEUTRAL	0- 0	0- 0	0- 0				

RPI 1-25				RPI 26-50				RPI 51-100				RPI 101+ Team's RPI: 128			
RPI	S	Opponent	Score	RPI	S	Opponent	Score	RPI	S	Opponent	Score	RPI	S	Opponent	Score
14	H	Mississippi St.	48 64					69	A	Troy	79 73	133	A	Sam Houston St.	73 77
								98	A	New Orleans	65 60	177	A	Jackson St.	54 65
												187	A	Lamar University	74 63
												250	A	Ole Miss	53 42
												261	H	Southeastern La.	60 50
												264	A	North Texas	66 69
												279	H	South Alabama	73 68
												288	A	Ga. Southern	67 83
												319	A	Georgia St.	75 65
												320	H	McNeese	75 55
LAST 10 Division I															
				69	A	Troy	79 73	250	A	Ole Miss	53 42				
				279	H	South Alabama	73 68	14	H	Mississippi St.	48 64				
				288	A	Ga. Southern	67 83	264	A	North Texas	66 69				
				319	A	Georgia St.	75 65	187	A	Lamar University	74 63				
				177	A	Jackson St.	54 65	98	A	New Orleans	65 60				

Non-Div I Games: Loyola (LA) 67 51 Xavier (LA) 62 49

Louisiana

■ Loss,
 ■ Non-Conf, S Site,
 ■ Home
 ■ Away
 N Neutral

Team				Through Games Of Jan. 19, 1910						
Average RPI Win:	242	WON-LOST	WINNING	LAST 10	STRENGTH OF	OPP. STRENGTH	TEAM	ADJ.	CONF.	ADJ CONF.
Average RPI Loss:	202	RECORD	PCT. RANK	GAMES	SCHEDULE	OF SCHEDULE	RPI	RPI	RPI	RPI
DIV. I ONLY	7- 5	134	6-4	318	177	240	240	13	13	
DIV. I NON-CONF.	6- 3	90	5-2	338	125	227	227	14	14	
TOTALS	RPI 1-25	RPI 26-50	W-L RECORDS	RPI 51-100	RPI 101-150	RPI 150+				
7- 5	0- 0	0- 0	OVERALL	0- 0	0- 2	7- 3				
6- 2	0- 0	0- 0	HOME	0- 0	0- 1	6- 1				
1- 3	0- 0	0- 0	AWAY	0- 0	0- 1	1- 2				
0- 0	0- 0	0- 0	NEUTRAL	0- 0	0- 0	0- 0				
6- 3	0- 0	0- 0	NON-CONFERENCE	0- 0	0- 2	6- 1				
5- 1	0- 0	0- 0	HOME	0- 0	0- 1	5- 0				
1- 2	0- 0	0- 0	AWAY	0- 0	0- 1	1- 1				
0- 0	0- 0	0- 0	NEUTRAL	0- 0	0- 0	0- 0				
1- 2	0- 0	0- 0	CONFERENCE	0- 0	0- 0	1- 2				
1- 1	0- 0	0- 0	HOME	0- 0	0- 0	1- 1				
0- 1	0- 0	0- 0	AWAY	0- 0	0- 0	0- 1				
0- 0	0- 0	0- 0	NEUTRAL	0- 0	0- 0	0- 0				

RPI 1-25				RPI 26-50				RPI 51-100				RPI 101+				Team's RPI: 240	
RPI	S	Opponent	Score	RPI	S	Opponent	Score	RPI	S	Opponent	Score	RPI	S	Opponent	Score		
												134	A	Houston	53	67	
												139	H	Wichita St.	80	88	
												179	H	Memphis	83	74	
												194	A	Southern Miss.	60	66	
												198	H	UTEP	87	80	
												199	A	Little Rock	43	38	
												212	H	Arkansas St.	67	54	
												250	A	Ole Miss	53	76	
												261	H	Southeastern La.	92	78	
												294	H	UTSA	73	82	
												320	H	McNeese	79	54	
												327	H	Grambling	70	66	
LAST 10 Division I																	
				198	H	UTEP	87	80				261	H	Southeastern La.	92	78	
				294	H	UTSA	73	82				134	A	Houston	53	67	
				194	A	Southern Miss.	60	66				320	H	McNeese	79	54	
				212	H	Arkansas St.	67	54				199	A	Little Rock	43	38	
				327	H	Grambling	70	66				250	A	Ole Miss	53	76	

Non-Div I Games:	Loyola (LA)	71	52	LSU-Alexandria	93	61
------------------	-------------	----	----	----------------	----	----

Louisiana Tech

Loss, Non-Conf, S Site, H Home A Away N Neutral

Average RPI Win:	92	WON-LOST	WINNING	LAST 10	STRENGTH OF	OPP. STRENGTH	TEAM	ADJ.	CONF.	ADJ CONF.
Average RPI Loss:	29	RECORD	PCT. RANK	GAMES	SCHEDULE	OF SCHEDULE	RPI	RPI	RPI	RPI
DIV. I ONLY	16- 1	2	9-1	20	3	3	3	3	3	3
DIV. I NON-CONF.	11- 1	13	4-1	13	15	2	2	3	3	3
TOTALS	RPI 1-25	RPI 26-50	W-L RECORDS	RPI 51-100	RPI 101-150	RPI 150+				
16- 1	2- 0	5- 1	OVERALL	3- 0	2- 0	4- 0				
8- 0	0- 0	3- 0	HOME	2- 0	1- 0	2- 0				
5- 1	1- 0	1- 1	AWAY	1- 0	0- 0	2- 0				
3- 0	1- 0	1- 0	NEUTRAL	0- 0	1- 0	0- 0				
11- 1	2- 0	3- 1	NON-CONFERENCE	1- 0	2- 0	3- 0				
5- 0	0- 0	2- 0	HOME	0- 0	1- 0	2- 0				
3- 1	1- 0	0- 1	AWAY	1- 0	0- 0	1- 0				
3- 0	1- 0	1- 0	NEUTRAL	0- 0	1- 0	0- 0				
5- 0	0- 0	2- 0	CONFERENCE	2- 0	0- 0	1- 0				
3- 0	0- 0	1- 0	HOME	2- 0	0- 0	0- 0				
2- 0	0- 0	1- 0	AWAY	0- 0	0- 0	1- 0				
0- 0	0- 0	0- 0	NEUTRAL	0- 0	0- 0	0- 0				

RPI	S	Opponent	Score	RPI	S	Opponent	Score	RPI	S	Opponent	Score	RPI	S	Opponent	Score
13	N	Oregon	72 62	26	H	Central Mich.	76 63	57	H	Wake Forest	75 61	107	H	Boise St.	98 82
19	A	Kentucky	67 66	29	A	Ohio St.	60 67	73	H	Syracuse	62 58	115	N	UT Arlington	76 67
				35	A	Miami (FL)	87 41	78	A	UT Martin	71 63	170	A	Clemson	75 50
				41	N	Oklahoma St.	69 48					211	H	Murray St.	76 40
				42	H	Duke	60 55					213	A	Northern Ky.	85 57
				47	H	Western Ky.	75 56					217	H	Chattanooga	86 37
LAST 10 Division I															
				57	H	Wake Forest	75 61	78	A	UT Martin	71 63				
				35	A	Miami (FL)	87 41	19	A	Kentucky	67 66				
				42	H	Duke	60 55	213	A	Northern Ky.	85 57				
				170	A	Clemson	75 50	29	A	Ohio St.	60 67				
				73	H	Syracuse	62 58	13	N	Oregon	72 62				

Non-Div I Games:

Louisville

■ Loss,
 ■ Non-Conf, S Site,
 ■ Home
 ■ Away
 N Neutral

Loyola Chicago

Through Games Of Jan. 15, 2020

Average RPI Win:	242	WON-LOST	WINNING	LAST 10	STRENGTH OF	OPP. STRENGTH	TEAM	ADJ.	CONF.	ADJ CONF.
Average RPI Loss:	46	RECORD	PCT. RANK	GAMES	SCHEDULE	OF SCHEDULE	RPI	RPI	RPI	RPI
DIV. I ONLY	12- 3	38	7-3	265	159	111	111	7	7	
DIV. I NON-CONF.	9- 2	39	4-2	267	264	110	110	7	7	
TOTALS	RPI 1-25	RPI 26-50	W-L RECORDS	RPI 51-100	RPI 101-150	RPI 150+				
12- 3	0- 2	0- 0	OVERALL	1- 0	0- 1	11- 0				
4- 3	0- 2	0- 0	HOME	1- 0	0- 1	3- 0				
8- 0	0- 0	0- 0	AWAY	0- 0	0- 0	8- 0				
0- 0	0- 0	0- 0	NEUTRAL	0- 0	0- 0	0- 0				
9- 2	0- 1	0- 0	NON-CONFERENCE	0- 0	0- 1	9- 0				
3- 2	0- 1	0- 0	HOME	0- 0	0- 1	3- 0				
6- 0	0- 0	0- 0	AWAY	0- 0	0- 0	6- 0				
0- 0	0- 0	0- 0	NEUTRAL	0- 0	0- 0	0- 0				
3- 1	0- 1	0- 0	CONFERENCE	1- 0	0- 0	2- 0				
1- 1	0- 1	0- 0	HOME	1- 0	0- 0	0- 0				
2- 0	0- 0	0- 0	AWAY	0- 0	0- 0	2- 0				
0- 0	0- 0	0- 0	NEUTRAL	0- 0	0- 0	0- 0				

RPI 1-25				RPI 26-50				RPI 51-100				RPI 101+ Team's RPI: 111			
RPI	S	Opponent	Score	RPI	S	Opponent	Score	RPI	S	Opponent	Score	RPI	S	Opponent	Score
1	H	Missouri St.	72 74					92	H	Southern Ill.	51 49	126	H	Western Mich.	60 70
11	H	DePaul	76 83									152	A	Portland	78 64
												154	H	Dartmouth	61 40
												197	H	Bowling Green	84 76
												238	A	UMKC	72 67
												242	A	Eastern Ill.	67 51
												246	H	Vermont	78 76
												278	A	Indiana St.	58 51
												312	A	SIUE	63 50
												322	A	Detroit Mercy	89 60
												326	A	Evansville	71 61
												348	A	Chicago St.	98 53
LAST 10 Division I															
278	A	Indiana St.	58 51	11	H	DePaul	76 83	197	H	Bowling Green	84 76				
326	A	Evansville	71 61					312	A	SIUE	63 50				
92	H	Southern Ill.	51 49					154	H	Dartmouth	61 40				
1	H	Missouri St.	72 74					152	A	Portland	78 64				
126	H	Western Mich.	60 70												

Non-Div I Games:

Loyola Chicago

Loss, Non-Conf, S Site, H Home A Away N Neutral

Loyola Maryland

Through Games Of Jan. 15, 2020

Average RPI Win:	252	WON-LOST	WINNING	LAST 10	STRENGTH OF	OPP. STRENGTH	TEAM	ADJ.	CONF.	ADJ CONF.
Average RPI Loss:	153	RECORD	PCT. RANK	GAMES	SCHEDULE	OF SCHEDULE	RPI	RPI	RPI	RPI
DIV. I ONLY	3- 13	315	2-8	136	252	283	283	15	15	
DIV. I NON-CONF.	3- 8	268	2-3	190	238	267	267	15	15	
TOTALS	RPI 1-25	RPI 26-50	W-L RECORDS	RPI 51-100	RPI 101-150	RPI 150+				
3- 13	0- 2	0- 0	OVERALL	0- 1	0- 3	3- 7				
2- 4	0- 0	0- 0	HOME	0- 1	0- 2	2- 1				
1- 8	0- 2	0- 0	AWAY	0- 0	0- 1	1- 5				
0- 1	0- 0	0- 0	NEUTRAL	0- 0	0- 0	0- 1				
3- 8	0- 2	0- 0	NON-CONFERENCE	0- 0	0- 1	3- 5				
2- 1	0- 0	0- 0	HOME	0- 0	0- 0	2- 1				
1- 6	0- 2	0- 0	AWAY	0- 0	0- 1	1- 3				
0- 1	0- 0	0- 0	NEUTRAL	0- 0	0- 0	0- 1				
0- 5	0- 0	0- 0	CONFERENCE	0- 1	0- 2	0- 2				
0- 3	0- 0	0- 0	HOME	0- 1	0- 2	0- 0				
0- 2	0- 0	0- 0	AWAY	0- 0	0- 0	0- 2				
0- 0	0- 0	0- 0	NEUTRAL	0- 0	0- 0	0- 0				

RPI 1-25				RPI 26-50				RPI 51-100				RPI 101+ Team's RPI: 283			
RPI	S	Opponent	Score	RPI	S	Opponent	Score	RPI	S	Opponent	Score	RPI	S	Opponent	Score
17	A	Northwestern	46 67					84	H	Lehigh	53 55	108	H	Colgate	74 76
24	A	Maryland	45 105									122	A	Notre Dame	60 84
												136	H	Holy Cross	56 64
												153	N	Wright St.	51 66
												154	H	Dartmouth	72 56
												189	A	Fla. Atlantic	61 72
												192	A	Boston U.	42 44
												209	A	Mt. St. Mary's	75 81
												218	H	Howard	69 75
												247	A	Lafayette	52 55
												266	H	Monmouth	64 48
												295	A	St. Francis Brooklyn	78 89
												335	A	Fairleigh Dickinson	75 46
LAST 10 Division I															
192	A	Boston U.	42 44	154	H	Dartmouth	72 56								
247	A	Lafayette	52 55	266	H	Monmouth	64 48								
108	H	Colgate	74 76	24	A	Maryland	45 105								
84	H	Lehigh	53 55	209	A	Mt. St. Mary's	75 81								
136	H	Holy Cross	56 64	153	N	Wright St.	51 66								

Non-Div I Games:

Loyola Maryland

Loss, Non-Conf, S Site, H Home A Away N Neutral

Maine

Through Games Of Jan. 15, 2020

Average RPI Win:	272	WON-LOST	WINNING	LAST 10	STRENGTH OF	OPP. STRENGTH	TEAM	ADJ.	CONF.	ADJ CONF.
Average RPI Loss:	124	RECORD	PCT. RANK	GAMES	SCHEDULE	OF SCHEDULE	RPI	RPI	RPI	RPI
DIV. I ONLY	6- 12	252	4-6	163	215	252	252	28	28	
DIV. I NON-CONF.	3- 10	282	1-4	114	141	254	254	28	28	
TOTALS	RPI 1-25	RPI 26-50	W-L RECORDS	RPI 51-100	RPI 101-150	RPI 150+				
6- 12	0- 2	0- 1	OVERALL	0- 3	0- 1	6- 5				
5- 3	0- 0	0- 0	HOME	0- 0	0- 1	5- 2				
1- 6	0- 1	0- 0	AWAY	0- 2	0- 0	1- 3				
0- 3	0- 1	0- 1	NEUTRAL	0- 1	0- 0	0- 0				
3- 10	0- 2	0- 1	NON-CONFERENCE	0- 2	0- 1	3- 4				
2- 3	0- 0	0- 0	HOME	0- 0	0- 1	2- 2				
1- 4	0- 1	0- 0	AWAY	0- 1	0- 0	1- 2				
0- 3	0- 1	0- 1	NEUTRAL	0- 1	0- 0	0- 0				
3- 2	0- 0	0- 0	CONFERENCE	0- 1	0- 0	3- 1				
3- 0	0- 0	0- 0	HOME	0- 0	0- 0	3- 0				
0- 2	0- 0	0- 0	AWAY	0- 1	0- 0	0- 1				
0- 0	0- 0	0- 0	NEUTRAL	0- 0	0- 0	0- 0				

RPI 1-25				RPI 26-50				RPI 51-100				RPI 101+ Team's RPI: 252			
RPI	S	Opponent	Score	RPI	S	Opponent	Score	RPI	S	Opponent	Score	RPI	S	Opponent	Score
21	A	NC State	34 62	38	N	Arizona St.	31 57	81	A	Drexel	57 70	145	H	Harvard	40 69
22	N	Drake	62 94					95	N	Dayton	49 78	154	A	Dartmouth	41 57
								97	A	Stony Brook	69 73	162	H	Green Bay	61 60
												182	H	Northeastern	58 66
												192	H	Boston U.	49 62
												220	A	UMass Lowell	57 66
												241	A	Brown	70 76
												244	A	Delaware	69 56
												273	H	Navy	46 41
												291	H	New Hampshire	67 50
												325	H	Albany (NY)	60 49
												339	H	Hartford	87 73
LAST 10 Division I															
220	A	UMass Lowell	57 66	81	A	Drexel	57 70								
325	H	Albany (NY)	60 49	182	H	Northeastern	58 66								
291	H	New Hampshire	67 50	162	H	Green Bay	61 60								
97	A	Stony Brook	69 73	154	A	Dartmouth	41 57								
339	H	Hartford	87 73	145	H	Harvard	40 69								

Non-Div I Games: Husson 104 43

Maine

■ Loss,
 ■ Non-Conf,
 ■ S Site,
 ■ H Home
 ■ A Away
 N Neutral

Average RPI Win:	275	WON-LOST	WINNING	LAST 10	STRENGTH OF	OPP. STRENGTH	TEAM	ADJ.	CONF.	ADJ CONF.
Average RPI Loss:	149	RECORD	PCT. RANK	GAMES	SCHEDULE	OF SCHEDULE	RPI	RPI	RPI	RPI
DIV. I ONLY	6- 8	212	5-5	231	297	227	227	24	24	
DIV. I NON-CONF.	3- 6	235	2-3	63	299	188	188	24	24	
TOTALS	RPI 1-25	RPI 26-50	W-L RECORDS	RPI 51-100	RPI 101-150	RPI 150+				
6- 8	0- 0	0- 0	OVERALL	0- 3	0- 2	6- 3				
4- 2	0- 0	0- 0	HOME	0- 0	0- 2	4- 0				
2- 6	0- 0	0- 0	AWAY	0- 3	0- 0	2- 3				
0- 0	0- 0	0- 0	NEUTRAL	0- 0	0- 0	0- 0				
3- 6	0- 0	0- 0	NON-CONFERENCE	0- 3	0- 2	3- 1				
2- 2	0- 0	0- 0	HOME	0- 0	0- 2	2- 0				
1- 4	0- 0	0- 0	AWAY	0- 3	0- 0	1- 1				
0- 0	0- 0	0- 0	NEUTRAL	0- 0	0- 0	0- 0				
3- 2	0- 0	0- 0	CONFERENCE	0- 0	0- 0	3- 2				
2- 0	0- 0	0- 0	HOME	0- 0	0- 0	2- 0				
1- 2	0- 0	0- 0	AWAY	0- 0	0- 0	1- 2				
0- 0	0- 0	0- 0	NEUTRAL	0- 0	0- 0	0- 0				

RPI 1-25				RPI 26-50				RPI 51-100				RPI 101+				Team's RPI: 227	
RPI	S	Opponent	Score	RPI	S	Opponent	Score	RPI	S	Opponent	Score	RPI	S	Opponent	Score		
								58	A	Nebraska	51	71	113	H	Duquesne	65	76
								76	A	Villanova	51	63	129	H	Fordham	45	51
								97	A	Stony Brook	54	59	154	H	Dartmouth	70	58
												204	A	Quinnipiac	58	70	
												247	A	Lafayette	53	60	
												248	H	Niagara	68	65	
												249	H	Army West Point	86	56	
												266	A	Monmouth	60	62	
												328	H	Canisius	68	50	
												335	A	Fairleigh Dickinson	62	61	
												336	A	Saint Peter's	85	52	
LAST 10 Division I																	
				204	A	Quinnipiac	58	70	266	A	Monmouth	60	62				
				336	A	Saint Peter's	85	52	249	H	Army West Point	86	56				
				248	H	Niagara	68	65	129	H	Fordham	45	51				
				328	H	Canisius	68	50	154	H	Dartmouth	70	58				
				58	A	Nebraska	51	71	247	A	Lafayette	53	60				

Non-Div I Games:

Manhattan

Average RPI Win:	219	WON-LOST	WINNING	LAST 10	STRENGTH OF	OPP. STRENGTH	TEAM	ADJ.	CONF.	ADJ CONF.
Average RPI Loss:	22	RECORD	PCT. RANK	GAMES	SCHEDULE	OF SCHEDULE	RPI	RPI	RPI	RPI
DIV. I ONLY	11- 2	25	8-2	244	143	70	70	24	24	
DIV. I NON-CONF.	7- 2	56	4-2	109	52	45	45	24	24	
TOTALS	RPI 1-25	RPI 26-50	W-L RECORDS	RPI 51-100	RPI 101-150	RPI 150+				
11- 2	0- 1	0- 1	OVERALL	2- 0	1- 0	8- 0				
5- 1	0- 1	0- 0	HOME	1- 0	0- 0	4- 0				
4- 1	0- 0	0- 1	AWAY	0- 0	1- 0	3- 0				
2- 0	0- 0	0- 0	NEUTRAL	1- 0	0- 0	1- 0				
7- 2	0- 1	0- 1	NON-CONFERENCE	2- 0	1- 0	4- 0				
3- 1	0- 1	0- 0	HOME	1- 0	0- 0	2- 0				
2- 1	0- 0	0- 1	AWAY	0- 0	1- 0	1- 0				
2- 0	0- 0	0- 0	NEUTRAL	1- 0	0- 0	1- 0				
4- 0	0- 0	0- 0	CONFERENCE	0- 0	0- 0	4- 0				
2- 0	0- 0	0- 0	HOME	0- 0	0- 0	2- 0				
2- 0	0- 0	0- 0	AWAY	0- 0	0- 0	2- 0				
0- 0	0- 0	0- 0	NEUTRAL	0- 0	0- 0	0- 0				

RPI 1-25				RPI 26-50				RPI 51-100				RPI 101+			
RPI	S	Opponent	Score	RPI	S	Opponent	Score	RPI	S	Opponent	Score	RPI	S	Opponent	Score
18	H	Princeton	50 62	26	A	Central Mich.	54 77	83	N	North Florida	69 54	115	A	UT Arlington	73 57
								87	H	Elon	63 55	162	H	Green Bay	72 60
												192	A	Boston U.	89 75
												248	A	Niagara	94 67
												266	H	Monmouth	76 66
												267	N	Lipscomb	74 63
												325	H	Albany (NY)	76 52
												328	A	Canisius	90 59
												336	H	Saint Peter's	96 76
LAST 10 Division I															
248	A	Niagara	94 67	162	H	Green Bay	72 60								
328	A	Canisius	90 59	18	H	Princeton	50 62								
336	H	Saint Peter's	96 76	26	A	Central Mich.	54 77								
266	H	Monmouth	76 66	267	N	Lipscomb	74 63								
115	A	UT Arlington	73 57	83	N	North Florida	69 54								

Non-Div I Games:

Marist

■ Loss,
 ■ Non-Conf, S Site,
 ■ Home
 ■ Away
 N Neutral

Average RPI Win: 154	WON-LOST	WINNING	LAST 10	STRENGTH OF	OPP. STRENGTH	TEAM	ADJ.	CONF.	ADJ CONF.
Average RPI Loss: 14	RECORD	PCT. RANK	GAMES	SCHEDULE	OF SCHEDULE	RPI	RPI	RPI	RPI
DIV. I ONLY	12- 4	50	8-2	42	44	33	33	6	6
DIV. I NON-CONF.	9- 2	39	5-0	98	94	46	46	6	6
TOTALS	RPI 1-25	RPI 26-50	W-L RECORDS	RPI 51-100	RPI 101-150	RPI 150+			
12- 4	0- 4	0- 0	OVERALL	6- 0	1- 0	5- 0			
6- 2	0- 2	0- 0	HOME	4- 0	0- 0	2- 0			
5- 2	0- 2	0- 0	AWAY	2- 0	1- 0	2- 0			
1- 0	0- 0	0- 0	NEUTRAL	0- 0	0- 0	1- 0			
9- 2	0- 2	0- 0	NON-CONFERENCE	3- 0	1- 0	5- 0			
4- 2	0- 2	0- 0	HOME	2- 0	0- 0	2- 0			
4- 0	0- 0	0- 0	AWAY	1- 0	1- 0	2- 0			
1- 0	0- 0	0- 0	NEUTRAL	0- 0	0- 0	1- 0			
3- 2	0- 2	0- 0	CONFERENCE	3- 0	0- 0	0- 0			
2- 0	0- 0	0- 0	HOME	2- 0	0- 0	0- 0			
1- 2	0- 2	0- 0	AWAY	1- 0	0- 0	0- 0			
0- 0	0- 0	0- 0	NEUTRAL	0- 0	0- 0	0- 0			

RPI 1-25				RPI 26-50		Team's RPI: 33		RPI 51-100				RPI 101+			
RPI	S	Opponent	Score	RPI	S	Opponent	Score	RPI	S	Opponent	Score	RPI	S	Opponent	Score
11	A	DePaul	71 89					55	H	St. John's (NY)	94 85	131	A	Saint Mary's (CA)	77 63
14	H	Mississippi St.	68 74					61	H	Seton Hall	81 60	162	A	Green Bay	60 47
15	A	Creighton	62 72					82	H	Illinois St.	58 41	216	N	Tulsa	61 60
17	H	Northwestern	56 64					90	H	Belmont	53 51	272	A	Milwaukee	78 56
								91	A	South Dakota St.	65 58	295	H	St. Francis Brooklyn	92 71
								93	A	Providence	60 50	299	H	Morgan St.	70 48
LAST 10 Division I															
				61	H	Seton Hall	81 60					90	H	Belmont	53 51
				55	H	St. John's (NY)	94 85					91	A	South Dakota St.	65 58
				93	A	Providence	60 50					272	A	Milwaukee	78 56
				15	A	Creighton	62 72					216	N	Tulsa	61 60
				11	A	DePaul	71 89					131	A	Saint Mary's (CA)	77 63

Non-Div I Games:

Marquette

Average RPI Win:	241	WON-LOST	WINNING	LAST 10	STRENGTH OF	OPP. STRENGTH	TEAM	ADJ.	CONF.	ADJ CONF.
Average RPI Loss:	167	RECORD	PCT. RANK	GAMES	SCHEDULE	OF SCHEDULE	RPI	RPI	RPI	RPI
DIV. I ONLY	5- 8	231	3-7	311	127	284	284	13	13	
DIV. I NON-CONF.	3- 6	235	1-5	341	156	325	325	14	14	
TOTALS	RPI 1-25	RPI 26-50	W-L RECORDS	RPI 51-100	RPI 101-150	RPI 150+				
5- 8	0- 1	0- 1	OVERALL	0- 1	0- 1	5- 4				
3- 3	0- 0	0- 1	HOME	0- 0	0- 0	3- 2				
2- 5	0- 1	0- 0	AWAY	0- 1	0- 1	2- 2				
0- 0	0- 0	0- 0	NEUTRAL	0- 0	0- 0	0- 0				
3- 6	0- 1	0- 0	NON-CONFERENCE	0- 1	0- 0	3- 4				
2- 2	0- 0	0- 0	HOME	0- 0	0- 0	2- 2				
1- 4	0- 1	0- 0	AWAY	0- 1	0- 0	1- 2				
0- 0	0- 0	0- 0	NEUTRAL	0- 0	0- 0	0- 0				
2- 2	0- 0	0- 1	CONFERENCE	0- 0	0- 1	2- 0				
1- 1	0- 0	0- 1	HOME	0- 0	0- 0	1- 0				
1- 1	0- 0	0- 0	AWAY	0- 0	0- 1	1- 0				
0- 0	0- 0	0- 0	NEUTRAL	0- 0	0- 0	0- 0				

RPI 1-25				RPI 26-50				RPI 51-100				RPI 101+ Team's RPI: 284			
RPI	S	Opponent	Score	RPI	S	Opponent	Score	RPI	S	Opponent	Score	RPI	S	Opponent	Score
25	A	Rutgers	41 66	49	H	Middle Tenn.	55 75	88	A	Ohio	51 67	142	A	Rice	43 81
												159	H	Norfolk St.	75 69
												160	H	UAB	61 56
												197	H	Bowling Green	69 82
												207	A	Towson	56 59
												264	A	North Texas	68 59
												278	A	Indiana St.	72 60
												299	H	Morgan St.	52 57
												326	A	Evansville	62 66
												343	H	Coppin St.	60 47
LAST 10 Division I															
160	H	UAB	61 56	25	A	Rutgers	41 66								
49	H	Middle Tenn.	55 75	197	H	Bowling Green	69 82								
264	A	North Texas	68 59	278	A	Indiana St.	72 60								
142	A	Rice	43 81	326	A	Evansville	62 66								
207	A	Towson	56 59	299	H	Morgan St.	52 57								

Non-Div I Games: Alderson Broadus 85 41 Ky. Christian 89 40

Marshall

Loss, Non-Conf, S Site, H Home A Away N Neutral

Maryland

Through Games Of Jan. 15, 2020

Average RPI Win:	161	WON-LOST	WINNING	LAST 10	STRENGTH OF	OPP. STRENGTH	TEAM	ADJ.	CONF.	ADJ CONF.
Average RPI Loss:	13	RECORD	PCT. RANK	GAMES	SCHEDULE	OF SCHEDULE	RPI	RPI	RPI	RPI
DIV. I ONLY	12- 4	50	7-3	39	10	24	24	2	2	
DIV. I NON-CONF.	9- 2	39	4-1	166	49	56	56	2	2	
TOTALS	RPI 1-25	RPI 26-50	W-L RECORDS	RPI 51-100	RPI 101-150	RPI 150+				
12- 4	0- 4	2- 0	OVERALL	3- 0	1- 0	6- 0				
7- 1	0- 1	1- 0	HOME	1- 0	1- 0	4- 0				
3- 3	0- 3	1- 0	AWAY	1- 0	0- 0	1- 0				
2- 0	0- 0	0- 0	NEUTRAL	1- 0	0- 0	1- 0				
9- 2	0- 2	1- 0	NON-CONFERENCE	1- 0	1- 0	6- 0				
5- 1	0- 1	0- 0	HOME	0- 0	1- 0	4- 0				
2- 1	0- 1	1- 0	AWAY	0- 0	0- 0	1- 0				
2- 0	0- 0	0- 0	NEUTRAL	1- 0	0- 0	1- 0				
3- 2	0- 2	1- 0	CONFERENCE	2- 0	0- 0	0- 0				
2- 0	0- 0	1- 0	HOME	1- 0	0- 0	0- 0				
1- 2	0- 2	0- 0	AWAY	1- 0	0- 0	0- 0				
0- 0	0- 0	0- 0	NEUTRAL	0- 0	0- 0	0- 0				

RPI 1-25				RPI 26-50				RPI 51-100				RPI 101+			
RPI	S	Opponent	Score	RPI	S	Opponent	Score	RPI	S	Opponent	Score	RPI	S	Opponent	Score
2	H	South Carolina	54 63	29	H	Ohio St.	72 62	59	A	Michigan	77 49	140	H	George Washington	88 54
10	A	Iowa	61 66	45	A	James Madison	70 68	59	H	Michigan	70 55	170	N	Clemson	63 44
17	A	Northwestern	58 81					90	N	Belmont	90 26	204	H	Quinnipiac	107 52
21	A	NC State	59 66									244	H	Delaware	99 55
												283	H	Loyola Maryland	105 45
												287	H	Wagner	119 56
												319	A	Georgia St.	114 41
LAST 10 Division I															
59	A	Michigan	77 49	319	A	Georgia St.	114 41								
10	A	Iowa	61 66	283	H	Loyola Maryland	105 45								
29	H	Ohio St.	72 62	21	A	NC State	59 66								
17	A	Northwestern	58 81	90	N	Belmont	90 26								
59	H	Michigan	70 55	170	N	Clemson	63 44								

Non-Div I Games:

Maryland

Loss, Non-Conf, S Site, H Home A Away N Neutral

Massachusetts

Through Games Of Jan. 15, 2020

Average RPI Win:	223	WON-LOST	WINNING	LAST 10	STRENGTH OF	OPP. STRENGTH	TEAM	ADJ.	CONF.	ADJ CONF.
Average RPI Loss:	107	RECORD	PCT. RANK	GAMES	SCHEDULE	OF SCHEDULE	RPI	RPI	RPI	RPI
DIV. I ONLY	13- 3	30	10-0	284	165	114	114	12	12	
DIV. I NON-CONF.	9- 3	64	6-0	292	224	145	145	12	12	
TOTALS	RPI 1-25	RPI 26-50	W-L RECORDS	RPI 51-100	RPI 101-150	RPI 150+				
13- 3	0- 0	0- 0	OVERALL	0- 2	2- 0	11- 1				
7- 2	0- 0	0- 0	HOME	0- 1	1- 0	6- 1				
6- 1	0- 0	0- 0	AWAY	0- 1	1- 0	5- 0				
0- 0	0- 0	0- 0	NEUTRAL	0- 0	0- 0	0- 0				
9- 3	0- 0	0- 0	NON-CONFERENCE	0- 2	1- 0	8- 1				
5- 2	0- 0	0- 0	HOME	0- 1	1- 0	4- 1				
4- 1	0- 0	0- 0	AWAY	0- 1	0- 0	4- 0				
0- 0	0- 0	0- 0	NEUTRAL	0- 0	0- 0	0- 0				
4- 0	0- 0	0- 0	CONFERENCE	0- 0	1- 0	3- 0				
2- 0	0- 0	0- 0	HOME	0- 0	0- 0	2- 0				
2- 0	0- 0	0- 0	AWAY	0- 0	1- 0	1- 0				
0- 0	0- 0	0- 0	NEUTRAL	0- 0	0- 0	0- 0				

RPI 1-25			RPI 26-50			RPI 51-100			RPI 101+			Team's RPI: 114
RPI	S	Opponent	Score	RPI	S	Opponent	Score	RPI	S	Opponent	Score	
						55	A St. John's (NY)	71	82	113	A Duquesne	81 77
						93	H Providence	63	72	136	H Holy Cross	75 72
										156	A Iona	65 51
										172	H Saint Joseph's	61 43
										174	H Merrimack	64 79
										192	A Boston U.	58 45
										201	H La Salle	76 62
										220	A UMass Lowell	74 58
										241	H Brown	95 42
										246	A Vermont	83 49
										274	A St. Bonaventure	62 52
										291	H New Hampshire	67 65
										313	H Siena	61 55
										339	H Hartford	74 48
LAST 10 Division I												
						201	H La Salle	76	62	313	H Siena	61 55
						172	H Saint Joseph's	61	43	192	A Boston U.	58 45
						274	A St. Bonaventure	62	52	136	H Holy Cross	75 72
						113	A Duquesne	81	77	291	H New Hampshire	67 65
						156	A Iona	65	51	246	A Vermont	83 49

Non-Div I Games: Southern Conn. St. 86 43

Massachusetts

Loss, Non-Conf, S Site, H Home A Away N Neutral

**M
C
N
e
e
s
e**

M
C
N
e
e
s
e

McNeese

Page 161

Average RPI Win:	217	WON-LOST	WINNING	LAST 10	STRENGTH OF	OPP. STRENGTH	TEAM	ADJ.	CONF.	ADJ CONF.
Average RPI Loss:	135	RECORD	PCT. RANK	GAMES	SCHEDULE	OF SCHEDULE	RPI	RPI	RPI	RPI
DIV. I ONLY	9- 8	164	5-5	162	180	179	179	8	8	
DIV. I NON-CONF.	9- 4	84	5-1	246	261	150	150	8	8	
TOTALS	RPI 1-25	RPI 26-50	W-L RECORDS	RPI 51-100	RPI 101-150	RPI 150+				
9- 8	0- 1	0- 1	OVERALL	1- 0	0- 4	8- 2				
5- 4	0- 1	0- 0	HOME	0- 0	0- 2	5- 1				
3- 3	0- 0	0- 0	AWAY	1- 0	0- 2	2- 1				
1- 1	0- 0	0- 1	NEUTRAL	0- 0	0- 0	1- 0				
9- 4	0- 0	0- 1	NON-CONFERENCE	1- 0	0- 1	8- 2				
5- 2	0- 0	0- 0	HOME	0- 0	0- 1	5- 1				
3- 1	0- 0	0- 0	AWAY	1- 0	0- 0	2- 1				
1- 1	0- 0	0- 1	NEUTRAL	0- 0	0- 0	1- 0				
0- 4	0- 1	0- 0	CONFERENCE	0- 0	0- 3	0- 0				
0- 2	0- 1	0- 0	HOME	0- 0	0- 1	0- 0				
0- 2	0- 0	0- 0	AWAY	0- 0	0- 2	0- 0				
0- 0	0- 0	0- 0	NEUTRAL	0- 0	0- 0	0- 0				

















































RPI	S	Opponent	Score	RPI	S	Opponent	Score	RPI	S	Opponent	Score	RPI	S	Opponent	Score	Team's RPI: 179
4	H	UConn	56 68	34	N	LSU	58 89	92	A	Southern Ill.	70 66	117	H	Cincinnati	66 73	
												134	A	Houston	65 75	
												137	A	Tulane	55 59	
												140	H	George Washington	63 64	
												160	H	UAB	77 52	
												164	A	Toledo	83 76	
												168	N	Kansas St.	72 68	
												199	A	Little Rock	68 50	
												212	H	Arkansas St.	78 50	
												240	A	Louisiana Tech	74 83	
												271	H	Eastern Ky.	60 63	
												280	H	Alabama A&M	79 71	
												329	H	Alcorn	57 51	
												350	H	Mississippi Val.	91 54	
LAST 10 Division I																
4	H	UConn	56 68	350	H	Mississippi Val.	91 54									
137	A	Tulane	55 59	199	A	Little Rock	68 50									
117	H	Cincinnati	66 73	212	H	Arkansas St.	78 50									
134	A	Houston	65 75	160	H	UAB	77 52									
280	H	Alabama A&M	79 71	34	N	LSU	58 89									

Non-Div I Games:

Memphis




■ Loss,
 ■ Non-Conf,
 ■ S Site,
 ■ H Home
 ■ A Away
 N Neutral

Average RPI Win:	317	WON-LOST	WINNING	LAST 10	STRENGTH OF	OPP. STRENGTH	TEAM	ADJ.	CONF.	ADJ CONF.
Average RPI Loss:	170	RECORD	PCT. RANK	GAMES	SCHEDULE	OF SCHEDULE	RPI	RPI	RPI	RPI
DIV. I ONLY	2- 14	331	2-8	228	263	316	316	23	23	
DIV. I NON-CONF.	2- 12	318	2-6	237	258	317	317	20	20	
TOTALS	RPI 1-25	RPI 26-50	W-L RECORDS	RPI 51-100	RPI 101-150	RPI 150+				
2- 14	0- 0	0- 1	OVERALL	0- 3	0- 2	2- 8				
1- 5	0- 0	0- 1	HOME	0- 0	0- 0	1- 4				
1- 9	0- 0	0- 0	AWAY	0- 3	0- 2	1- 4				
0- 0	0- 0	0- 0	NEUTRAL	0- 0	0- 0	0- 0				
2- 12	0- 0	0- 1	NON-CONFERENCE	0- 3	0- 1	2- 7				
1- 5	0- 0	0- 1	HOME	0- 0	0- 0	1- 4				
1- 7	0- 0	0- 0	AWAY	0- 3	0- 1	1- 3				
0- 0	0- 0	0- 0	NEUTRAL	0- 0	0- 0	0- 0				
0- 2	0- 0	0- 0	CONFERENCE	0- 0	0- 1	0- 1				
0- 0	0- 0	0- 0	HOME	0- 0	0- 0	0- 0				
0- 2	0- 0	0- 0	AWAY	0- 0	0- 1	0- 1				
0- 0	0- 0	0- 0	NEUTRAL	0- 0	0- 0	0- 0				

RPI 1-25	RPI 26-50	RPI 51-100	RPI 101+	Team's RPI: 316
RPI S Opponent Score	RPI S Opponent Score	RPI S Opponent Score	RPI S Opponent Score	Score
	47  Western Ky. 62  75	51  Yale 60  68	127  Furman 49  62	
		71  Alabama 56  111	130  Florida 50  71	
		72  Georgia 60  76	169  Columbia 48  77	
			170  Clemson 61  65	
			214  Jacksonville 83  87	
			233  Gardner-Webb 62  65	
			243  Kennesaw St. 64  92	
			271  Eastern Ky. 60  61	
			276  Appalachian St. 68  77	
			288  Ga. Southern 62 52	
			300  Wofford 49  77	
			346  South Carolina St. 66 55	
LAST 10 Division I				
300  Wofford 49  77	233  Gardner-Webb 62  65	130  Florida 50  71	170  Clemson 61  65	
127  Furman 49  62	288  Ga. Southern 62 52	346  South Carolina St. 66 55		
169  Columbia 48  77				
51  Yale 60  68				
214  Jacksonville 83  87				

Non-Div I Games: LaGrange 74 47

Mercer

 Loss,  Non-Conf, S Site,  Home  Away N Neutral

Average RPI Win:	247	WON-LOST	WINNING	LAST 10	STRENGTH OF	OPP. STRENGTH	TEAM	ADJ.	CONF.	ADJ CONF.
Average RPI Loss:	155	RECORD	PCT. RANK	GAMES	SCHEDULE	OF SCHEDULE	RPI	RPI	RPI	RPI
DIV. I ONLY	8- 6	137	6-4	206	325	174	174	29	29	
DIV. I NON-CONF.	5- 4	140	3-2	73	315	98	98	30	30	
TOTALS	RPI 1-25	RPI 26-50	W-L RECORDS	RPI 51-100	RPI 101-150	RPI 150+				
8- 6	0- 0	0- 0	OVERALL	0- 1	1- 2	7- 3				
5- 2	0- 0	0- 0	HOME	0- 1	0- 0	5- 1				
3- 4	0- 0	0- 0	AWAY	0- 0	1- 2	2- 2				
0- 0	0- 0	0- 0	NEUTRAL	0- 0	0- 0	0- 0				
5- 4	0- 0	0- 0	NON-CONFERENCE	0- 1	1- 2	4- 1				
3- 1	0- 0	0- 0	HOME	0- 1	0- 0	3- 0				
2- 3	0- 0	0- 0	AWAY	0- 0	1- 2	1- 1				
0- 0	0- 0	0- 0	NEUTRAL	0- 0	0- 0	0- 0				
3- 2	0- 0	0- 0	CONFERENCE	0- 0	0- 0	3- 2				
2- 1	0- 0	0- 0	HOME	0- 0	0- 0	2- 1				
1- 1	0- 0	0- 0	AWAY	0- 0	0- 0	1- 1				
0- 0	0- 0	0- 0	NEUTRAL	0- 0	0- 0	0- 0				

RPI 1-25				RPI 26-50				RPI 51-100				RPI 101+ Team's RPI: 174			
RPI	S	Opponent	Score	RPI	S	Opponent	Score	RPI	S	Opponent	Score	RPI	S	Opponent	Score
								84	H	Lehigh	68 72	114	A	Massachusetts	79 64
												125	A	Illinois	72 75
												136	A	Holy Cross	42 68
												154	A	Dartmouth	52 57
												156	H	Robert Morris	62 68
												209	H	Mt. St. Mary's	76 55
												220	H	UMass Lowell	73 50
												241	A	Brown	72 57
												246	H	Vermont	78 53
												275	A	Sacred Heart	60 63
												291	H	New Hampshire	64 54
												314	H	Bryant	78 66
												340	A	Central Conn. St.	65 56
LAST 10 Division I															
209	H	Mt. St. Mary's	76 55	246	H	Vermont	78 53								
340	A	Central Conn. St.	65 56	220	H	UMass Lowell	73 50								
314	H	Bryant	78 66	125	A	Illinois	72 75								
156	H	Robert Morris	62 68	241	A	Brown	72 57								
275	A	Sacred Heart	60 63	136	A	Holy Cross	42 68								

Non-Div I Games: Eastern Nazarene 82 50 Fisher 81 42

Merrimack

Average RPI Win:	119	WON-LOST	WINNING	LAST 10	STRENGTH OF	OPP. STRENGTH	TEAM	ADJ.	CONF.	ADJ CONF.
Average RPI Loss:	12	RECORD	PCT. RANK	GAMES	SCHEDULE	OF SCHEDULE	RPI	RPI	RPI	RPI
DIV. I ONLY	10- 6	102	6-4	2	34	35	35	3	3	
DIV. I NON-CONF.	8- 3	68	4-1	3	70	23	23	3	3	
TOTALS	RPI 1-25	RPI 26-50	W-L RECORDS	RPI 51-100	RPI 101-150	RPI 150+				
10- 6	0- 5	0- 1	OVERALL	6- 0	0- 0	4- 0				
9- 4	0- 4	0- 0	HOME	5- 0	0- 0	4- 0				
0- 2	0- 1	0- 1	AWAY	0- 0	0- 0	0- 0				
1- 0	0- 0	0- 0	NEUTRAL	1- 0	0- 0	0- 0				
8- 3	0- 3	0- 0	NON-CONFERENCE	4- 0	0- 0	4- 0				
7- 2	0- 2	0- 0	HOME	3- 0	0- 0	4- 0				
0- 1	0- 1	0- 0	AWAY	0- 0	0- 0	0- 0				
1- 0	0- 0	0- 0	NEUTRAL	1- 0	0- 0	0- 0				
2- 3	0- 2	0- 1	CONFERENCE	2- 0	0- 0	0- 0				
2- 2	0- 2	0- 0	HOME	2- 0	0- 0	0- 0				
0- 1	0- 0	0- 1	AWAY	0- 0	0- 0	0- 0				
0- 0	0- 0	0- 0	NEUTRAL	0- 0	0- 0	0- 0				

RPI 1-25				RPI 26-50				Team's RPI: 35				RPI 51-100				RPI 101+			
RPI	S	Opponent	Score	RPI	S	Opponent	Score	RPI	S	Opponent	Score	RPI	S	Opponent	Score	RPI	S	Opponent	Score
3	H	Louisville	41 87	30	A	Georgia Tech	54 61	52	H	Washington St.	74 68	177	H	Jackson St.	83 68				
5	H	Oregon St.	53 75					57	H	Wake Forest	59 56	178	H	Miami (OH)	80 62				
9	H	Indiana	45 58					62	H	IUPUI	74 65	193	H	Binghamton	79 56				
11	A	DePaul	83 89					73	H	Syracuse	77 62	229	H	UNC Asheville	75 46				
16	H	Florida St.	62 73					83	H	North Florida	78 55								
								85	N	N.C. A&T	68 67								
LAST 10 Division I																			
73	H	Syracuse	77 62	52	H	Washington St.	74 68												
3	H	Louisville	41 87	229	H	UNC Asheville	75 46												
16	H	Florida St.	62 73	193	H	Binghamton	79 56												
30	A	Georgia Tech	54 61	9	H	Indiana	45 58												
57	H	Wake Forest	59 56	178	H	Miami (OH)	80 62												

Non-Div I Games:

Miami (FL)

Average RPI Win:	290	WON-LOST	WINNING	LAST 10	STRENGTH OF	OPP. STRENGTH	TEAM	ADJ.	CONF.	ADJ CONF.
Average RPI Loss:	84	RECORD	PCT. RANK	GAMES	SCHEDULE	OF SCHEDULE	RPI	RPI	RPI	RPI
DIV. I ONLY	7- 8	192	4-6	229	97	178	178	10	10	
DIV. I NON-CONF.	6- 5	151	3-3	277	115	149	149	10	10	
TOTALS	RPI 1-25	RPI 26-50	W-L RECORDS	RPI 51-100	RPI 101-150	RPI 150+				
7- 8	0- 1	0- 2	OVERALL	0- 1	0- 3	7- 1				
3- 1	0- 0	0- 0	HOME	0- 1	0- 0	3- 0				
3- 6	0- 1	0- 2	AWAY	0- 0	0- 2	3- 1				
1- 1	0- 0	0- 0	NEUTRAL	0- 0	0- 1	1- 0				
6- 5	0- 1	0- 1	NON-CONFERENCE	0- 0	0- 3	6- 0				
2- 0	0- 0	0- 0	HOME	0- 0	0- 0	2- 0				
3- 4	0- 1	0- 1	AWAY	0- 0	0- 2	3- 0				
1- 1	0- 0	0- 0	NEUTRAL	0- 0	0- 1	1- 0				
1- 3	0- 0	0- 1	CONFERENCE	0- 1	0- 0	1- 1				
1- 1	0- 0	0- 0	HOME	0- 1	0- 0	1- 0				
0- 2	0- 0	0- 1	AWAY	0- 0	0- 0	0- 1				
0- 0	0- 0	0- 0	NEUTRAL	0- 0	0- 0	0- 0				

RPI 1-25				RPI 26-50				RPI 51-100				RPI 101+ Team's RPI: 178			
RPI	S	Opponent	Score	RPI	S	Opponent	Score	RPI	S	Opponent	Score	RPI	S	Opponent	Score
11	A	DePaul	79 98	26	A	Central Mich.	70 76	80	H	Buffalo	72 86	105	N	Liberty	53 65
				35	A	Miami (FL)	62 80					112	A	Bradley	68 79
												117	A	Cincinnati	68 98
												184	A	Eastern Mich.	53 80
												221	H	Northern Ill.	66 64
												271	A	Eastern Ky.	75 57
												279	A	South Alabama	76 73
												295	A	Pittsburgh	80 71
												308	N	Prairie View	65 52
												326	H	Evansville	72 64
												333	H	UIC	85 35
LAST 10 Division I															
184	A	Eastern Mich.	53 80	295	A	Pittsburgh	80 71								
26	A	Central Mich.	70 76	117	A	Cincinnati	68 98								
221	H	Northern Ill.	66 64	35	A	Miami (FL)	62 80								
80	H	Buffalo	72 86	105	N	Liberty	53 65								
326	H	Evansville	72 64	333	H	UIC	85 35								

Non-Div I Games: Tiffin 83 51

Miami (OH)

■ Loss,
 ■ Non-Conf, S Site,
 ■ Home
 ■ Away
 N Neutral

Michigan

Through Games Of Jan. 15, 2020

Average RPI Win:	177	WON-LOST	WINNING	LAST 10	STRENGTH OF	OPP. STRENGTH	TEAM	ADJ.	CONF.	ADJ CONF.
Average RPI Loss:	43	RECORD	PCT. RANK	GAMES	SCHEDULE	OF SCHEDULE	RPI	RPI	RPI	RPI
DIV. I ONLY	11- 5	72	6-4	58	84	59	59	2	2	
DIV. I NON-CONF.	9- 2	39	4-1	82	205	49	49	2	2	
TOTALS	RPI 1-25	RPI 26-50	W-L RECORDS	RPI 51-100	RPI 101-150	RPI 150+				
11- 5	0- 3	0- 1	OVERALL	1- 0	4- 1	6- 0				
8- 2	0- 1	0- 0	HOME	1- 0	3- 1	4- 0				
2- 2	0- 1	0- 1	AWAY	0- 0	0- 0	2- 0				
1- 1	0- 1	0- 0	NEUTRAL	0- 0	1- 0	0- 0				
9- 2	0- 1	0- 0	NON-CONFERENCE	1- 0	3- 1	5- 0				
6- 1	0- 0	0- 0	HOME	1- 0	2- 1	3- 0				
2- 0	0- 0	0- 0	AWAY	0- 0	0- 0	2- 0				
1- 1	0- 1	0- 0	NEUTRAL	0- 0	1- 0	0- 0				
2- 3	0- 2	0- 1	CONFERENCE	0- 0	1- 0	1- 0				
2- 1	0- 1	0- 0	HOME	0- 0	1- 0	1- 0				
0- 2	0- 1	0- 1	AWAY	0- 0	0- 0	0- 0				
0- 0	0- 0	0- 0	NEUTRAL	0- 0	0- 0	0- 0				

RPI 1-25				RPI 26-50				RPI 51-100 Team's RPI: 59				RPI 101+			
RPI	S	Opponent	Score	RPI	S	Opponent	Score	RPI	S	Opponent	Score	RPI	S	Opponent	Score
16	N	Florida St.	69 79	29	A	Ohio St.	69 78	73	H	Syracuse	84 76	103	H	Michigan St.	89 69
24	A	Maryland	55 70									112	H	Bradley	77 57
24	H	Maryland	49 77									116	N	Kent St.	88 53
												122	H	Notre Dame	72 76
												126	H	Western Mich.	76 55
												180	A	Akron	80 71
												184	A	Eastern Mich.	57 38
												209	H	Penn St.	82 48
												270	H	Oakland	79 64
												276	H	Appalachian St.	62 35
												299	H	Morgan St.	80 48
LAST 10 Division I															
24	H	Maryland	49 77	16	N	Florida St.	69 79	276	H	Appalachian St.	62 35				
29	A	Ohio St.	69 78	270	H	Oakland	79 64	73	H	Syracuse	84 76				
103	H	Michigan St.	89 69	299	H	Morgan St.	80 48								
209	H	Penn St.	82 48												
24	A	Maryland	55 70												

Non-Div I Games:

Michigan

■ Loss,
 ■ Non-Conf,
 S Site,
 ■ Home
 ■ Away
 N Neutral

Average RPI Win:	207	WON-LOST	WINNING	LAST 10	STRENGTH OF	OPP. STRENGTH	TEAM	ADJ.	CONF.	ADJ CONF.
Average RPI Loss:	62	RECORD	PCT. RANK	GAMES	SCHEDULE	OF SCHEDULE	RPI	RPI	RPI	RPI
DIV. I ONLY	9- 7	143	4-6	98	66	103	103	2	2	
DIV. I NON-CONF.	7- 4	100	2-3	206	74	129	129	2	2	
TOTALS	RPI 1-25	RPI 26-50	W-L RECORDS	RPI 51-100	RPI 101-150	RPI 150+				
9- 7	0- 2	0- 2	OVERALL	1- 2	2- 0	6- 1				
7- 0	0- 0	0- 0	HOME	1- 0	1- 0	5- 0				
1- 4	0- 2	0- 0	AWAY	0- 1	1- 0	0- 1				
1- 3	0- 0	0- 2	NEUTRAL	0- 1	0- 0	1- 0				
7- 4	0- 1	0- 2	NON-CONFERENCE	0- 1	1- 0	6- 0				
5- 0	0- 0	0- 0	HOME	0- 0	0- 0	5- 0				
1- 1	0- 1	0- 0	AWAY	0- 0	1- 0	0- 0				
1- 3	0- 0	0- 2	NEUTRAL	0- 1	0- 0	1- 0				
2- 3	0- 1	0- 0	CONFERENCE	1- 1	1- 0	0- 1				
2- 0	0- 0	0- 0	HOME	1- 0	1- 0	0- 0				
0- 3	0- 1	0- 0	AWAY	0- 1	0- 0	0- 1				
0- 0	0- 0	0- 0	NEUTRAL	0- 0	0- 0	0- 0				

RPI 1-25				RPI 26-50				RPI 51-100				RPI 101+ Team's RPI: 103			
RPI	S	Opponent	Score	RPI	S	Opponent	Score	RPI	S	Opponent	Score	RPI	S	Opponent	Score
9	A	Indiana	67 79	32	N	West Virginia	57 63	58	H	Nebraska	78 70	119	H	Wisconsin	69 52
16	A	Florida St.	68 78	34	N	LSU	56 58	59	A	Michigan	69 89	122	A	Notre Dame	72 69
								73	N	Syracuse	63 77	168	N	Kansas St.	65 60
												184	H	Eastern Mich.	85 50
												209	A	Penn St.	73 86
												270	H	Oakland	76 56
												281	H	Morehead St.	93 48
												322	H	Detroit Mercy	110 52
												339	H	Hartford	79 34
LAST 10 Division I															
119	H	Wisconsin	69 52	32	N	West Virginia	57 63	58	H	Nebraska	78 70	119	H	Wisconsin	69 52
209	A	Penn St.	73 86	73	N	Syracuse	63 77	59	A	Michigan	69 89	122	A	Notre Dame	72 69
59	A	Michigan	69 89	281	H	Morehead St.	93 48	168	N	Kansas St.	65 60	184	H	Eastern Mich.	85 50
58	H	Nebraska	78 70	16	A	Florida St.	68 78	270	H	Oakland	76 56	209	A	Penn St.	73 86
9	A	Indiana	67 79	168	N	Kansas St.	65 60	281	H	Morehead St.	93 48	270	H	Oakland	76 56

Non-Div I Games:

Michigan St.

Middle Tenn.

Through Games Of Jan. 15, 2020

Average RPI Win:	160	WON-LOST	WINNING	LAST 10	STRENGTH OF	OPP. STRENGTH	TEAM	ADJ.	CONF.	ADJ CONF.
Average RPI Loss:	41	RECORD	PCT. RANK	GAMES	SCHEDULE	OF SCHEDULE	RPI	RPI	RPI	RPI
DIV. I ONLY	10- 6	102	5-5	21	72	49	49	13	13	
DIV. I NON-CONF.	8- 4	90	3-3	34	32	44	44	14	14	
TOTALS	RPI 1-25	RPI 26-50	W-L RECORDS	RPI 51-100	RPI 101-150	RPI 150+				
10- 6	0- 2	2- 3	OVERALL	0- 1	4- 0	4- 0				
6- 2	0- 1	2- 1	HOME	0- 0	2- 0	2- 0				
3- 2	0- 0	0- 1	AWAY	0- 1	1- 0	2- 0				
1- 2	0- 1	0- 1	NEUTRAL	0- 0	1- 0	0- 0				
8- 4	0- 2	1- 1	NON-CONFERENCE	0- 1	4- 0	3- 0				
5- 1	0- 1	1- 0	HOME	0- 0	2- 0	2- 0				
2- 1	0- 0	0- 0	AWAY	0- 1	1- 0	1- 0				
1- 2	0- 1	0- 1	NEUTRAL	0- 0	1- 0	0- 0				
2- 2	0- 0	1- 2	CONFERENCE	0- 0	0- 0	1- 0				
1- 1	0- 0	1- 1	HOME	0- 0	0- 0	0- 0				
1- 1	0- 0	0- 1	AWAY	0- 0	0- 0	1- 0				
0- 0	0- 0	0- 0	NEUTRAL	0- 0	0- 0	0- 0				

RPI 1-25				RPI 26-50				Team's RPI: 49	RPI 51-100				RPI 101+			
RPI	S	Opponent	Score	RPI	S	Opponent	Score		RPI	S	Opponent	Score	RPI	S	Opponent	Score
7	N	Gonzaga	50 62	31	H	TCU	82 70		90	A	Belmont	57 68	127	H	Furman	78 62
19	H	Kentucky	52 67	38	N	Arizona St.	60 61						135	H	VCU	86 63
				44	H	Old Dominion	56 67						137	A	Tulane	64 62
				47	A	Western Ky.	63 71						150	N	Auburn	73 50
				48	H	Charlotte	83 59						163	H	Tennessee Tech	64 58
													257	A	East Carolina	68 66
													267	H	Lipscomb	70 49
													284	A	Marshall	75 55
LAST 10 Division I																
				47	A	Western Ky.	63 71		135	H	VCU	86 63				
				284	A	Marshall	75 55		90	A	Belmont	57 68				
				48	H	Charlotte	83 59		267	H	Lipscomb	70 49				
				44	H	Old Dominion	56 67		38	N	Arizona St.	60 61				
				31	H	TCU	82 70		7	N	Gonzaga	50 62				

Non-Div I Games:

Middle Tenn.

■ Loss,
 ■ Non-Conf, S Site,
 ■ Home
 ■ Away
 N Neutral

Average RPI Win:	239	WON-LOST	WINNING	LAST 10	STRENGTH OF	OPP. STRENGTH	TEAM	ADJ.	CONF.	ADJ CONF.
Average RPI Loss:	129	RECORD	PCT. RANK	GAMES	SCHEDULE	OF SCHEDULE	RPI	RPI	RPI	RPI
DIV. I ONLY	4- 11	283	3-7	170	142	272	272	17	17	
DIV. I NON-CONF.	2- 8	295	1-4	88	60	260	260	18	18	
TOTALS	RPI 1-25	RPI 26-50	W-L RECORDS	RPI 51-100	RPI 101-150	RPI 150+				
4- 11	0- 1	0- 2	OVERALL	0- 1	0- 1	4- 6				
3- 4	0- 0	0- 1	HOME	0- 0	0- 0	3- 3				
1- 7	0- 1	0- 1	AWAY	0- 1	0- 1	1- 3				
0- 0	0- 0	0- 0	NEUTRAL	0- 0	0- 0	0- 0				
2- 8	0- 1	0- 2	NON-CONFERENCE	0- 1	0- 1	2- 3				
2- 3	0- 0	0- 1	HOME	0- 0	0- 0	2- 2				
0- 5	0- 1	0- 1	AWAY	0- 1	0- 1	0- 1				
0- 0	0- 0	0- 0	NEUTRAL	0- 0	0- 0	0- 0				
2- 3	0- 0	0- 0	CONFERENCE	0- 0	0- 0	2- 3				
1- 1	0- 0	0- 0	HOME	0- 0	0- 0	1- 1				
1- 2	0- 0	0- 0	AWAY	0- 0	0- 0	1- 2				
0- 0	0- 0	0- 0	NEUTRAL	0- 0	0- 0	0- 0				

RPI 1-25				RPI 26-50				RPI 51-100				RPI 101+ Team's RPI: 272			
RPI	S	Opponent	Score	RPI	S	Opponent	Score	RPI	S	Opponent	Score	RPI	S	Opponent	Score
11	A	DePaul	65 94	28	A	Purdue	55 68	56	A	Minnesota	61 77	119	A	Wisconsin	40 71
				33	H	Marquette	56 78					153	H	Wright St.	60 58
												161	H	North Dakota	58 66
												162	A	Green Bay	48 61
												169	A	Columbia	46 74
												197	H	Bowling Green	51 63
												213	H	Northern Ky.	49 61
												221	H	Northern Ill.	78 65
												259	H	Ark.-Pine Bluff	69 55
												270	A	Oakland	62 78
												322	A	Detroit Mercy	63 48
LAST 10 Division I															
270	A	Oakland	62 78	161	H	North Dakota	58 66								
322	A	Detroit Mercy	63 48	197	H	Bowling Green	51 63								
162	A	Green Bay	48 61	33	H	Marquette	56 78								
213	H	Northern Ky.	49 61	221	H	Northern Ill.	78 65								
153	H	Wright St.	60 58	169	A	Columbia	46 74								

Non-Div I Games: Wis.-Parkside 84 77

Milwaukee

■ Loss,
■ Non-Conf, S Site,
■ Home
■ Away
N Neutral

Average RPI Win:	178	WON-LOST	WINNING	LAST 10	STRENGTH OF	OPP. STRENGTH	TEAM	ADJ.	CONF.	ADJ CONF.
Average RPI Loss:	46	RECORD	PCT. RANK	GAMES	SCHEDULE	OF SCHEDULE	RPI	RPI	RPI	RPI
DIV. I ONLY	11- 5	72	6-4	68	49	56	56	2	2	
DIV. I NON-CONF.	10- 1	19	5-0	139	55	35	35	2	2	
TOTALS	RPI 1-25	RPI 26-50	W-L RECORDS	RPI 51-100	RPI 101-150	RPI 150+				
11- 5	0- 2	1- 1	OVERALL	1- 1	3- 1	6- 0				
7- 3	0- 2	1- 1	HOME	1- 0	1- 0	4- 0				
4- 2	0- 0	0- 0	AWAY	0- 1	2- 1	2- 0				
0- 0	0- 0	0- 0	NEUTRAL	0- 0	0- 0	0- 0				
10- 1	0- 1	1- 0	NON-CONFERENCE	1- 0	3- 0	5- 0				
7- 1	0- 1	1- 0	HOME	1- 0	1- 0	4- 0				
3- 0	0- 0	0- 0	AWAY	0- 0	2- 0	1- 0				
0- 0	0- 0	0- 0	NEUTRAL	0- 0	0- 0	0- 0				
1- 4	0- 1	0- 1	CONFERENCE	0- 1	0- 1	1- 0				
0- 2	0- 1	0- 1	HOME	0- 0	0- 0	0- 0				
1- 2	0- 0	0- 0	AWAY	0- 1	0- 1	1- 0				
0- 0	0- 0	0- 0	NEUTRAL	0- 0	0- 0	0- 0				

RPI 1-25				RPI 26-50				RPI 51-100				Team's RPI: 56		RPI 101+			
RPI	S	Opponent	Score	RPI	S	Opponent	Score	RPI	S	Opponent	Score			RPI	S	Opponent	Score
1	H	Missouri St.	69 77	29	H	Ohio St.	63 66	58	A	Nebraska	58 72			110	H	Montana St.	71 60
17	H	Northwestern	54 56	38	H	Arizona St.	80 66	84	H	Lehigh	77 49			122	A	Notre Dame	75 67
														125	A	Illinois	71 74
														140	A	George Washington	83 50
														195	A	American	70 53
														209	A	Penn St.	81 74
														228	H	UC Davis	76 67
														246	H	Vermont	90 58
														272	H	Milwaukee	77 61
														314	H	Bryant	101 56
LAST 10 Division I																	
				125	A	Illinois	71 74					84	H	Lehigh	77 49		
				17	H	Northwestern	54 56					228	H	UC Davis	76 67		
				58	A	Nebraska	58 72					140	A	George Washington	83 50		
				29	H	Ohio St.	63 66					195	A	American	70 53		
				209	A	Penn St.	81 74					122	A	Notre Dame	75 67		

Average RPI Win: 128		WON-LOST	WINNING	LAST 10	STRENGTH OF	OPP. STRENGTH	TEAM	ADJ.	CONF.	ADJ CONF.
Average RPI Loss: 20		RECORD	PCT. RANK	GAMES	SCHEDULE	OF SCHEDULE	RPI	RPI	RPI	RPI
DIV. I ONLY		15- 2	12	8-2	28	30	14	14	5	5
DIV. I NON-CONF.		12- 2	29	5-2	18	44	12	12	5	5
TOTALS	RPI 1-25	RPI 26-50		W-L RECORDS		RPI 51-100	RPI 101-150	RPI 150+		
15- 2	0- 1	2- 1		OVERALL		4- 0	2- 0	7- 0		
6- 1	0- 0	0- 1		HOME		2- 0	1- 0	3- 0		
5- 0	0- 0	1- 0		AWAY		1- 0	1- 0	2- 0		
4- 1	0- 1	1- 0		NEUTRAL		1- 0	0- 0	2- 0		
12- 2	0- 1	2- 1		NON-CONFERENCE		3- 0	1- 0	6- 0		
5- 1	0- 0	0- 1		HOME		2- 0	0- 0	3- 0		
3- 0	0- 0	1- 0		AWAY		0- 0	1- 0	1- 0		
4- 1	0- 1	1- 0		NEUTRAL		1- 0	0- 0	2- 0		
3- 0	0- 0	0- 0		CONFERENCE		1- 0	1- 0	1- 0		
1- 0	0- 0	0- 0		HOME		0- 0	1- 0	0- 0		
2- 0	0- 0	0- 0		AWAY		1- 0	0- 0	1- 0		
0- 0	0- 0	0- 0		NEUTRAL		0- 0	0- 0	0- 0		

RPI 1-25				Team's RPI: 14		RPI 26-50				RPI 51-100				RPI 101+			
RPI	S	Opponent	Score	RPI	S	Opponent	Score	RPI	S	Opponent	Score	RPI	S	Opponent	Score		
8	N	Stanford	62 67	27	N	Virginia	72 59	69	H	Troy	122 82	128	A	Louisiana	64 48		
				32	H	West Virginia	65 71	72	A	Georgia	73 66	130	H	Florida	93 47		
				33	A	Marquette	74 68	75	N	South Fla.	86 61	155	A	Missouri	79 64		
								78	H	UT Martin	82 46	162	N	Green Bay	83 58		
												177	A	Jackson St.	92 53		
												194	H	Southern Miss.	91 58		
												199	H	Little Rock	89 50		
												211	H	Murray St.	124 43		
												215	N	San Francisco	73 38		
LAST 10 Division I																	
				155	A	Missouri	79 64	75	N	South Fla.	86 61						
				72	A	Georgia	73 66	128	A	Louisiana	64 48						
				130	H	Florida	93 47	32	H	West Virginia	65 71						
				199	H	Little Rock	89 50	8	N	Stanford	62 67						
				27	N	Virginia	72 59	162	N	Green Bay	83 58						

Non-Div I Games:

Mississippi St.

Loss, Non-Conf, S Site, H Home A Away N Neutral

Average RPI Win:	351	WON-LOST	WINNING	LAST 10	STRENGTH OF	OPP. STRENGTH	TEAM	ADJ.	CONF.	ADJ CONF.
Average RPI Loss:	237	RECORD	PCT. RANK	GAMES	SCHEDULE	OF SCHEDULE	RPI	RPI	RPI	RPI
DIV. I ONLY	1- 13	342	1-9	340	340	350	350	31	31	
DIV. I NON-CONF.	1- 10	329	1-6	309	339	346	346	29	29	
TOTALS	RPI 1-25	RPI 26-50	W-L RECORDS	RPI 51-100	RPI 101-150	RPI 150+				
1- 13	0- 0	0- 0	OVERALL	0- 0	0- 1	1- 12				
1- 3	0- 0	0- 0	HOME	0- 0	0- 1	1- 2				
0- 9	0- 0	0- 0	AWAY	0- 0	0- 0	0- 9				
0- 1	0- 0	0- 0	NEUTRAL	0- 0	0- 0	0- 1				
1- 10	0- 0	0- 0	NON-CONFERENCE	0- 0	0- 1	1- 9				
1- 2	0- 0	0- 0	HOME	0- 0	0- 1	1- 1				
0- 7	0- 0	0- 0	AWAY	0- 0	0- 0	0- 7				
0- 1	0- 0	0- 0	NEUTRAL	0- 0	0- 0	0- 1				
0- 3	0- 0	0- 0	CONFERENCE	0- 0	0- 0	0- 3				
0- 1	0- 0	0- 0	HOME	0- 0	0- 0	0- 1				
0- 2	0- 0	0- 0	AWAY	0- 0	0- 0	0- 2				
0- 0	0- 0	0- 0	NEUTRAL	0- 0	0- 0	0- 0				

RPI 1-25			RPI 26-50			RPI 51-100			RPI 101+			Team's RPI: 350
RPI	S	Opponent	Score	RPI	S	Opponent	Score	RPI	S	Opponent	Score	
								144	H	Austin Peay	82	100
								173	A	North Ala.	60	86
								179	A	Memphis	54	91
								194	A	Southern Miss.	80	84
								211	H	Murray St.	66	72
								223	A	Wyoming	22	95
								250	A	Ole Miss	53	72
								255	N	Omaha	70	78
								258	A	Colorado St.	46	65
								259	H	Ark.-Pine Bluff	77	80
								280	A	Alabama A&M	48	68
								305	A	Alabama St.	64	77
								349	A	La.-Monroe	66	74
								351	H	Florida A&M	71	70
LAST 10 Division I												
280	A	Alabama A&M	48	68	258	A	Colorado St.	46	65			
305	A	Alabama St.	64	77	223	A	Wyoming	22	95			
259	H	Ark.-Pine Bluff	77	80	351	H	Florida A&M	71	70			
349	A	La.-Monroe	66	74	255	N	Omaha	70	78			
179	A	Memphis	54	91	194	A	Southern Miss.	80	84			

Non-Div I Games:

Mississippi Val.

■ Loss,
 ■ Non-Conf, S Site,
 ■ Home
 ■ Away
 N Neutral

Average RPI Win:	168	WON-LOST	WINNING	LAST 10	STRENGTH OF	OPP. STRENGTH	TEAM	ADJ.	CONF.	ADJ CONF.
Average RPI Loss:	81	RECORD	PCT. RANK	GAMES	SCHEDULE	OF SCHEDULE	RPI	RPI	RPI	RPI
DIV. I ONLY	4- 13	297	2-8	9	96	155	155	5	5	
DIV. I NON-CONF.	3- 10	282	1-5	20	111	202	202	5	5	
TOTALS	RPI 1-25	RPI 26-50	W-L RECORDS	RPI 51-100	RPI 101-150	RPI 150+				
4- 13	0- 3	1- 3	OVERALL	1- 3	0- 1	2- 3				
4- 5	0- 2	1- 1	HOME	1- 1	0- 1	2- 0				
0- 6	0- 1	0- 2	AWAY	0- 1	0- 0	0- 2				
0- 2	0- 0	0- 0	NEUTRAL	0- 1	0- 0	0- 1				
3- 10	0- 2	0- 2	NON-CONFERENCE	1- 2	0- 1	2- 3				
3- 4	0- 1	0- 1	HOME	1- 1	0- 1	2- 0				
0- 4	0- 1	0- 1	AWAY	0- 0	0- 0	0- 2				
0- 2	0- 0	0- 0	NEUTRAL	0- 1	0- 0	0- 1				
1- 3	0- 1	1- 1	CONFERENCE	0- 1	0- 0	0- 0				
1- 1	0- 1	1- 0	HOME	0- 0	0- 0	0- 0				
0- 2	0- 0	0- 1	AWAY	0- 1	0- 0	0- 0				
0- 0	0- 0	0- 0	NEUTRAL	0- 0	0- 0	0- 0				

RPI 1-25				RPI 26-50				RPI 51-100				RPI 101+ Team's RPI: 155			
RPI	S	Opponent	Score	RPI	S	Opponent	Score	RPI	S	Opponent	Score	RPI	S	Opponent	Score
1	A	Missouri St.	72 79	34	H	LSU	69 65	58	H	Nebraska	85 90	125	H	Illinois	51 58
14	H	Mississippi St.	64 79	37	H	UNI	73 78	68	N	North Carolina	69 82	162	A	Green Bay	64 72
18	H	Princeton	33 68	43	A	South Dakota	56 72	77	A	Tennessee	66 77	165	N	New Mexico	68 71
				46	A	Arkansas	73 90	94	H	Saint Louis	83 58	232	H	Western Ill.	97 89
												238	A	UMKC	56 59
												312	H	SIUE	68 51
LAST 10 Division I															
46	A	Arkansas	73 90	18	H	Princeton	33 68								
14	H	Mississippi St.	64 79	1	A	Missouri St.	72 79								
34	H	LSU	69 65	238	A	UMKC	56 59								
77	A	Tennessee	66 77	94	H	Saint Louis	83 58								
125	H	Illinois	51 58	68	N	North Carolina	69 82								

Non-Div I Games:

Missouri

■ Loss,
■ Non-Conf, S Site,
■ Home
■ Away
N Neutral

Average RPI Win:	111	WON-LOST	WINNING	LAST 10	STRENGTH OF	OPP. STRENGTH	TEAM	ADJ.	CONF.	ADJ CONF.
Average RPI Loss:	6	RECORD	PCT. RANK	GAMES	SCHEDULE	OF SCHEDULE	RPI	RPI	RPI	RPI
DIV. I ONLY	13- 2	21	9-1	5	59	1	1	7	7	
DIV. I NON-CONF.	9- 2	39	5-1	6	23	3	3	7	7	
TOTALS	RPI 1-25	RPI 26-50	W-L RECORDS	RPI 51-100	RPI 101-150	RPI 150+				
13- 2	2- 2	2- 0	OVERALL	1- 0	4- 0	4- 0				
7- 0	1- 0	1- 0	HOME	0- 0	2- 0	3- 0				
6- 2	1- 2	1- 0	AWAY	1- 0	2- 0	1- 0				
0- 0	0- 0	0- 0	NEUTRAL	0- 0	0- 0	0- 0				
9- 2	1- 2	1- 0	NON-CONFERENCE	1- 0	3- 0	3- 0				
5- 0	0- 0	0- 0	HOME	0- 0	2- 0	3- 0				
4- 2	1- 2	1- 0	AWAY	1- 0	1- 0	0- 0				
0- 0	0- 0	0- 0	NEUTRAL	0- 0	0- 0	0- 0				
4- 0	1- 0	1- 0	CONFERENCE	0- 0	1- 0	1- 0				
2- 0	1- 0	1- 0	HOME	0- 0	0- 0	0- 0				
2- 0	0- 0	0- 0	AWAY	0- 0	1- 0	1- 0				
0- 0	0- 0	0- 0	NEUTRAL	0- 0	0- 0	0- 0				

RPI	S	Opponent	Score	RPI	S	Opponent	Score	RPI	S	Opponent	Score	RPI	S	Opponent	Score
5	A	Oregon St.	69 80	37	H	UNI	80 66	56	A	Minnesota	77 69	107	A	Boise St.	72 69
7	A	Gonzaga	52 64	43	A	South Dakota	74 66					111	A	Loyola Chicago	74 72
22	H	Drake	69 67									139	H	Wichita St.	68 55
23	A	Oklahoma	96 90									143	H	Santa Clara	71 64
												155	H	Missouri	79 72
												175	A	Valparaiso	81 68
												190	H	A&M-Corpus Christi	79 51
												238	H	UMKC	83 58
LAST 10 Division I															
37	H	UNI	80 66	155	H	Missouri	79 72								
22	H	Drake	69 67	139	H	Wichita St.	68 55								
175	A	Valparaiso	81 68	238	H	UMKC	83 58								
111	A	Loyola Chicago	74 72	43	A	South Dakota	74 66								
7	A	Gonzaga	52 64	143	H	Santa Clara	71 64								

Non-Div I Games: William Jewell 111 39

Missouri St.

Average RPI Win:	291	WON-LOST	WINNING	LAST 10	STRENGTH OF	OPP. STRENGTH	TEAM	ADJ.	CONF.	ADJ CONF.
Average RPI Loss:	151	RECORD	PCT. RANK	GAMES	SCHEDULE	OF SCHEDULE	RPI	RPI	RPI	RPI
DIV. I ONLY	5- 10	252	4-6	251	238	266	266	24	24	
DIV. I NON-CONF.	3- 6	235	2-2	186	193	213	213	24	24	
TOTALS	RPI 1-25	RPI 26-50	W-L RECORDS	RPI 51-100	RPI 101-150	RPI 150+				
5- 10	0- 1	0- 1	OVERALL	0- 3	0- 0	5- 5				
2- 3	0- 0	0- 0	HOME	0- 1	0- 0	2- 2				
2- 7	0- 1	0- 1	AWAY	0- 2	0- 0	2- 3				
1- 0	0- 0	0- 0	NEUTRAL	0- 0	0- 0	1- 0				
3- 6	0- 1	0- 1	NON-CONFERENCE	0- 2	0- 0	3- 2				
1- 1	0- 0	0- 0	HOME	0- 1	0- 0	1- 0				
1- 5	0- 1	0- 1	AWAY	0- 1	0- 0	1- 2				
1- 0	0- 0	0- 0	NEUTRAL	0- 0	0- 0	1- 0				
2- 4	0- 0	0- 0	CONFERENCE	0- 1	0- 0	2- 3				
1- 2	0- 0	0- 0	HOME	0- 0	0- 0	1- 2				
1- 2	0- 0	0- 0	AWAY	0- 1	0- 0	1- 1				
0- 0	0- 0	0- 0	NEUTRAL	0- 0	0- 0	0- 0				

RPI S	Opponent	Score	RPI S	Opponent	Score	RPI S	Opponent	Score	RPI S	Opponent	Score	Team's RPI: 266
18	A Princeton	40 52	50	A Arizona	34 86	64	A Bucknell	37 71	156	H Iona	33 36	
						70	A Marist	66 76	191	A San Diego	49 57	
						93	H Providence	52 68	227	H Manhattan	62 60	
									247	H Lafayette	52 44	
									254	A Fairfield	38 49	
									283	A Loyola Maryland	48 64	
									321	N Purdue Fort Wayne	60 46	
									325	A Albany (NY)	53 41	
									328	H Canisius	62 71	
									336	A Saint Peter's	81 67	
LAST 10 Division I												
336	A Saint Peter's	81 67	325	A Albany (NY)	53 41							
156	H Iona	33 36	283	A Loyola Maryland	48 64							
254	A Fairfield	38 49	227	H Manhattan	62 60							
328	H Canisius	62 71	247	H Lafayette	52 44							
70	A Marist	66 76	50	A Arizona	34 86							

Non-Div I Games:

Monmouth

Montana

Through Games Of Jan. 15, 2020

Average RPI Win:	255	WON-LOST	WINNING	LAST 10	STRENGTH OF	OPP. STRENGTH	TEAM	ADJ.	CONF.	ADJ CONF.
Average RPI Loss:	119	RECORD	PCT. RANK	GAMES	SCHEDULE	OF SCHEDULE	RPI	RPI	RPI	RPI
DIV. I ONLY	7- 6	151	6-4	164	285	171	171	20	20	
DIV. I NON-CONF.	3- 4	201	2-2	30	295	120	120	17	17	
TOTALS	RPI 1-25	RPI 26-50	W-L RECORDS	RPI 51-100	RPI 101-150	RPI 150+				
7- 6	0- 0	0- 2	OVERALL	0- 0	1- 2	6- 2				
3- 3	0- 0	0- 1	HOME	0- 0	1- 1	2- 1				
4- 2	0- 0	0- 1	AWAY	0- 0	0- 0	4- 1				
0- 1	0- 0	0- 0	NEUTRAL	0- 0	0- 1	0- 0				
3- 4	0- 0	0- 2	NON-CONFERENCE	0- 0	0- 2	3- 0				
1- 2	0- 0	0- 1	HOME	0- 0	0- 1	1- 0				
2- 1	0- 0	0- 1	AWAY	0- 0	0- 0	2- 0				
0- 1	0- 0	0- 0	NEUTRAL	0- 0	0- 1	0- 0				
4- 2	0- 0	0- 0	CONFERENCE	0- 0	1- 0	3- 2				
2- 1	0- 0	0- 0	HOME	0- 0	1- 0	1- 1				
2- 1	0- 0	0- 0	AWAY	0- 0	0- 0	2- 1				
0- 0	0- 0	0- 0	NEUTRAL	0- 0	0- 0	0- 0				

RPI S	Opponent	Score	RPI S	Opponent	Score	RPI S	Opponent	Score	RPI S	Opponent	Score
			43 A	South Dakota	64 96				106 H	Fresno St.	63 76
			50 H	Arizona	42 77				143 N	Santa Clara	58 68
									147 H	Southern Utah	81 74
									185 H	Northern Colo.	58 67
									188 A	Portland St.	65 78
									203 A	Cal St. Fullerton	71 69
									225 H	Grand Canyon	72 67
									237 A	Northern Ariz.	79 71
									289 H	Eastern Wash.	92 54
									342 A	Utah Valley	63 52
									345 A	Sacramento St.	64 60
LAST 10 Division I											
			188 A	Portland St.	65 78				237 A	Northern Ariz.	79 71
			289 H	Eastern Wash.	92 54				43 A	South Dakota	64 96
			185 H	Northern Colo.	58 67				342 A	Utah Valley	63 52
			147 H	Southern Utah	81 74				203 A	Cal St. Fullerton	71 69
			345 A	Sacramento St.	64 60				143 N	Santa Clara	58 68

Non-Div I Games: Mont. St.-Northern 98 45 Mont. St. Billings 70 53

Montana

Loss, Non-Conf, S Site, H Home A Away N Neutral

Average RPI Win:	238	WON-LOST	WINNING	LAST 10	STRENGTH OF	OPP. STRENGTH	TEAM	ADJ.	CONF.	ADJ CONF.
Average RPI Loss:	72	RECORD	PCT. RANK	GAMES	SCHEDULE	OF SCHEDULE	RPI	RPI	RPI	RPI
DIV. I ONLY	7- 6	151	6-4	73	232	110	110	20	20	
DIV. I NON-CONF.	2- 5	259	1-3	17	124	137	137	17	17	
TOTALS	RPI 1-25	RPI 26-50	W-L RECORDS	RPI 51-100	RPI 101-150	RPI 150+				
7- 6	0- 2	0- 0	OVERALL	0- 2	1- 2	6- 0				
3- 2	0- 1	0- 0	HOME	0- 0	1- 1	2- 0				
4- 2	0- 0	0- 0	AWAY	0- 2	0- 0	4- 0				
0- 2	0- 1	0- 0	NEUTRAL	0- 0	0- 1	0- 0				
2- 5	0- 2	0- 0	NON-CONFERENCE	0- 2	0- 1	2- 0				
1- 1	0- 1	0- 0	HOME	0- 0	0- 0	1- 0				
1- 2	0- 0	0- 0	AWAY	0- 2	0- 0	1- 0				
0- 2	0- 1	0- 0	NEUTRAL	0- 0	0- 1	0- 0				
5- 1	0- 0	0- 0	CONFERENCE	0- 0	1- 1	4- 0				
2- 1	0- 0	0- 0	HOME	0- 0	1- 1	1- 0				
3- 0	0- 0	0- 0	AWAY	0- 0	0- 0	3- 0				
0- 0	0- 0	0- 0	NEUTRAL	0- 0	0- 0	0- 0				

RPI 1-25				RPI 26-50				RPI 51-100				RPI 101+ Team's RPI: 110			
RPI	S	Opponent	Score	RPI	S	Opponent	Score	RPI	S	Opponent	Score	RPI	S	Opponent	Score
7	H	Gonzaga	55 70					56	A	Minnesota	60 71	120	H	Idaho	68 69
20	N	Texas A&M	67 78					91	A	South Dakota St.	50 60	139	N	Wichita St.	64 66
												147	H	Southern Utah	91 65
												185	H	Northern Colo.	91 58
												188	A	Portland St.	73 62
												228	H	UC Davis	77 65
												237	A	Northern Ariz.	72 64
												337	A	Seattle U	73 65
												345	A	Sacramento St.	85 48
LAST 10 Division I															
188	A	Portland St.	73 62	345	A	Sacramento St.	85 48	20	N	Texas A&M	67 78				
120	H	Idaho	68 69	139	N	Wichita St.	64 66	7	H	Gonzaga	55 70				
147	H	Southern Utah	91 65	337	A	Seattle U	73 65								
185	H	Northern Colo.	91 58												
237	A	Northern Ariz.	72 64												

Non-Div I Games: Carroll (MT) 67 33 Mont. St.-Northern 93 34

Montana St.

Average RPI Win:	276	WON-LOST	WINNING	LAST 10	STRENGTH OF	OPP. STRENGTH	TEAM	ADJ.	CONF.	ADJ CONF.
Average RPI Loss:	132	RECORD	PCT. RANK	GAMES	SCHEDULE	OF SCHEDULE	RPI	RPI	RPI	RPI
DIV. I ONLY	4- 10	275	3-7	134	273	281	281	21	21	
DIV. I NON-CONF.	2- 8	295	1-5	84	180	269	269	22	22	
TOTALS	RPI 1-25	RPI 26-50	W-L RECORDS	RPI 51-100	RPI 101-150	RPI 150+				
4- 10	0- 2	0- 0	OVERALL	0- 2	0- 1	4- 5				
4- 4	0- 0	0- 0	HOME	0- 1	0- 0	4- 3				
0- 6	0- 2	0- 0	AWAY	0- 1	0- 1	0- 2				
0- 0	0- 0	0- 0	NEUTRAL	0- 0	0- 0	0- 0				
2- 8	0- 2	0- 0	NON-CONFERENCE	0- 2	0- 1	2- 3				
2- 2	0- 0	0- 0	HOME	0- 1	0- 0	2- 1				
0- 6	0- 2	0- 0	AWAY	0- 1	0- 1	0- 2				
0- 0	0- 0	0- 0	NEUTRAL	0- 0	0- 0	0- 0				
2- 2	0- 0	0- 0	CONFERENCE	0- 0	0- 0	2- 2				
2- 2	0- 0	0- 0	HOME	0- 0	0- 0	2- 2				
0- 0	0- 0	0- 0	AWAY	0- 0	0- 0	0- 0				
0- 0	0- 0	0- 0	NEUTRAL	0- 0	0- 0	0- 0				

RPI 1-25				RPI 26-50				RPI 51-100				RPI 101+ Team's RPI: 281			
RPI	S	Opponent	Score	RPI	S	Opponent	Score	RPI	S	Opponent	Score	RPI	S	Opponent	Score
12	A	Baylor	47 94					85	H	N.C. A&T	56 74	103	A	Michigan St.	48 93
19	A	Kentucky	54 79					95	A	Dayton	41 58	163	H	Tennessee Tech	55 75
												175	A	Valparaiso	53 55
												197	A	Bowling Green	65 79
												219	H	Saint Francis (PA)	65 54
												226	H	Stetson	55 58
												242	H	Eastern Ill.	51 57
												262	H	Radford	73 62
												309	H	Jacksonville St.	67 48
												312	H	SIUE	75 69
LAST 10 Division I															
242	H	Eastern Ill.	51 57	175	A	Valparaiso	53 55								
312	H	SIUE	75 69	103	A	Michigan St.	48 93								
163	H	Tennessee Tech	55 75	95	A	Dayton	41 58								
309	H	Jacksonville St.	67 48	262	H	Radford	73 62								
12	A	Baylor	47 94	85	H	N.C. A&T	56 74								

Non-Div I Games: Asbury 107 55 Midway 107 55

Morehead St.

Average RPI Win:	311	WON-LOST	WINNING	LAST 10	STRENGTH OF	OPP. STRENGTH	TEAM	ADJ.	CONF.	ADJ CONF.
Average RPI Loss:	189	RECORD	PCT. RANK	GAMES	SCHEDULE	OF SCHEDULE	RPI	RPI	RPI	RPI
DIV. I ONLY	4- 11	283	3-7	294	311	299	299	30	30	
DIV. I NON-CONF.	2- 9	304	1-5	224	292	302	302	31	31	
TOTALS	RPI 1-25	RPI 26-50	W-L RECORDS	RPI 51-100	RPI 101-150	RPI 150+				
4- 11	0- 0	0- 1	OVERALL	0- 3	0- 0	4- 7				
2- 0	0- 0	0- 0	HOME	0- 0	0- 0	2- 0				
2- 9	0- 0	0- 1	AWAY	0- 2	0- 0	2- 6				
0- 2	0- 0	0- 0	NEUTRAL	0- 1	0- 0	0- 1				
2- 9	0- 0	0- 1	NON-CONFERENCE	0- 3	0- 0	2- 5				
1- 0	0- 0	0- 0	HOME	0- 0	0- 0	1- 0				
1- 7	0- 0	0- 1	AWAY	0- 2	0- 0	1- 4				
0- 2	0- 0	0- 0	NEUTRAL	0- 1	0- 0	0- 1				
2- 2	0- 0	0- 0	CONFERENCE	0- 0	0- 0	2- 2				
1- 0	0- 0	0- 0	HOME	0- 0	0- 0	1- 0				
1- 2	0- 0	0- 0	AWAY	0- 0	0- 0	1- 2				
0- 0	0- 0	0- 0	NEUTRAL	0- 0	0- 0	0- 0				

RPI S	Opponent	Score	RPI S	Opponent	Score	RPI S	Opponent	Score	RPI S	Opponent	Score	Team's RPI: 299
			33 A	Marquette	48 70	58 A	Nebraska	55 78	180 N	Akron	45 52	
						59 A	Michigan	48 80	181 A	Bethune-Cookman	65 74	
						97 N	Stony Brook	56 63	251 A	Delaware St.	61 69	
									255 A	Omaha	64 70	
									263 H	Texas St.	72 62	
									284 A	Marshall	57 52	
									311 A	UMBC	63 65	
									318 A	Hofstra	39 51	
									336 A	Saint Peter's	77 78	
									346 H	South Carolina St.	77 47	
									351 A	Florida A&M	59 47	
LAST 10 Division I												
181 A	Bethune-Cookman	65 74	97 N	Stony Brook	56 63							
351 A	Florida A&M	59 47	263 H	Texas St.	72 62							
346 H	South Carolina St.	77 47	311 A	UMBC	63 65							
251 A	Delaware St.	61 69	318 A	Hofstra	39 51							
180 N	Akron	45 52	59 A	Michigan	48 80							

Non-Div I Games: Washington Adventis84 52 Notre Dame (MD) 113 34

Morgan St.

Loss, Non-Conf, S Site, H Home A Away N Neutral

Mt. St. Mary's

Through Games Of Jan. 15, 2020

Average RPI Win:	275	WON-LOST	WINNING	LAST 10	STRENGTH OF	OPP. STRENGTH	TEAM	ADJ.	CONF.	ADJ CONF.
Average RPI Loss:	127	RECORD	PCT. RANK	GAMES	SCHEDULE	OF SCHEDULE	RPI	RPI	RPI	RPI
DIV. I ONLY	7- 8	192	5-5	269	136	209	209	29	29	
DIV. I NON-CONF.	4- 7	225	2-4	183	85	205	205	30	30	
TOTALS	RPI 1-25	RPI 26-50	W-L RECORDS	RPI 51-100	RPI 101-150	RPI 150+				
7- 8	0- 2	0- 1	OVERALL	0- 1	1- 0	6- 4				
4- 1	0- 0	0- 0	HOME	0- 1	0- 0	4- 0				
2- 6	0- 2	0- 1	AWAY	0- 0	0- 0	2- 3				
1- 1	0- 0	0- 0	NEUTRAL	0- 0	1- 0	0- 1				
4- 7	0- 2	0- 1	NON-CONFERENCE	0- 1	1- 0	3- 3				
2- 1	0- 0	0- 0	HOME	0- 1	0- 0	2- 0				
1- 5	0- 2	0- 1	AWAY	0- 0	0- 0	1- 2				
1- 1	0- 0	0- 0	NEUTRAL	0- 0	1- 0	0- 1				
3- 1	0- 0	0- 0	CONFERENCE	0- 0	0- 0	3- 1				
2- 0	0- 0	0- 0	HOME	0- 0	0- 0	2- 0				
1- 1	0- 0	0- 0	AWAY	0- 0	0- 0	1- 1				
0- 0	0- 0	0- 0	NEUTRAL	0- 0	0- 0	0- 0				

RPI 1-25				RPI 26-50				RPI 51-100				RPI 101+ Team's RPI: 209			
RPI	S	Opponent	Score	RPI	S	Opponent	Score	RPI	S	Opponent	Score	RPI	S	Opponent	Score
9	A	Indiana	52 75	44	A	Old Dominion	34 85	84	H	Lehigh	65 66	123	N	Richmond	75 67
19	A	Kentucky	44 67									174	A	Merrimack	55 76
												176	N	Hampton	60 68
												207	A	Towson	57 73
												262	A	Radford	75 58
												283	H	Loyola Maryland	81 75
												287	H	Wagner	78 63
												302	A	UMES	76 78
												311	H	UMBC	71 61
												314	A	Bryant	76 70
												347	H	LIU Brooklyn	75 57
LAST 10 Division I															
174	A	Merrimack	55 76	123	N	Richmond	75 67								
314	A	Bryant	76 70	176	N	Hampton	60 68								
347	H	LIU Brooklyn	75 57	302	A	UMES	76 78								
287	H	Wagner	78 63	84	H	Lehigh	65 66								
44	A	Old Dominion	34 85	283	H	Loyola Maryland	81 75								

Non-Div I Games: Frostburg St. 94 40

Mt. St. Mary's

■ Loss,
 ■ Non-Conf,
 ■ S Site,
 ■ H Home
 ■ A Away
 N Neutral

Average RPI Win:	270	WON-LOST	WINNING	LAST 10	STRENGTH OF	OPP. STRENGTH	TEAM	ADJ.	CONF.	ADJ CONF.
Average RPI Loss:	115	RECORD	PCT. RANK	GAMES	SCHEDULE	OF SCHEDULE	RPI	RPI	RPI	RPI
DIV. I ONLY	6- 7	200	5-5	277	158	211	211	21	21	
DIV. I NON-CONF.	5- 4	140	4-2	313	57	178	178	22	22	
TOTALS	RPI 1-25	RPI 26-50	W-L RECORDS	RPI 51-100	RPI 101-150	RPI 150+				
6- 7	0- 2	0- 0	OVERALL	0- 2	0- 1	6- 2				
3- 2	0- 0	0- 0	HOME	0- 1	0- 1	3- 0				
3- 5	0- 2	0- 0	AWAY	0- 1	0- 0	3- 2				
0- 0	0- 0	0- 0	NEUTRAL	0- 0	0- 0	0- 0				
5- 4	0- 2	0- 0	NON-CONFERENCE	0- 1	0- 1	5- 0				
2- 1	0- 0	0- 0	HOME	0- 0	0- 1	2- 0				
3- 3	0- 2	0- 0	AWAY	0- 1	0- 0	3- 0				
0- 0	0- 0	0- 0	NEUTRAL	0- 0	0- 0	0- 0				
1- 3	0- 0	0- 0	CONFERENCE	0- 1	0- 0	1- 2				
1- 1	0- 0	0- 0	HOME	0- 1	0- 0	1- 0				
0- 2	0- 0	0- 0	AWAY	0- 0	0- 0	0- 2				
0- 0	0- 0	0- 0	NEUTRAL	0- 0	0- 0	0- 0				

RPI 1-25				RPI 26-50				RPI 51-100				RPI 101+ Team's RPI: 211			
RPI	S	Opponent	Score	RPI	S	Opponent	Score	RPI	S	Opponent	Score	RPI	S	Opponent	Score
3	A	Louisville	40 76					78	H	UT Martin	64 89	149	H	Samford	56 84
14	A	Mississippi St.	43 124					92	A	Southern Ill.	66 76	163	A	Tennessee Tech	72 77
												186	H	Southeast Mo. St.	70 62
												212	H	Arkansas St.	77 62
												267	A	Lipscomb	67 57
												278	H	Indiana St.	70 62
												309	A	Jacksonville St.	51 68
												326	A	Evansville	61 59
												350	A	Mississippi Val.	72 66
LAST 10 Division I															
163	A	Tennessee Tech	72 77	92	A	Southern Ill.	66 76								
309	A	Jacksonville St.	51 68	278	H	Indiana St.	70 62								
186	H	Southeast Mo. St.	70 62	326	A	Evansville	61 59								
78	H	UT Martin	64 89	212	H	Arkansas St.	77 62								
149	H	Samford	56 84	267	A	Lipscomb	67 57								

Non-Div I Games: Cumberland (TN) 93 60 Christian Bros. 95 59

Murray St.

Loss, Non-Conf, S Site, H Home A Away N Neutral

Average RPI Win:	223	WON-LOST	WINNING	LAST 10	STRENGTH OF	OPP. STRENGTH	TEAM	ADJ.	CONF.	ADJ CONF.
Average RPI Loss:	77	RECORD	PCT. RANK	GAMES	SCHEDULE	OF SCHEDULE	RPI	RPI	RPI	RPI
DIV. I ONLY	9- 4	67	8-2	261	65	85	85	30	30	
DIV. I NON-CONF.	6- 4	122	5-2	130	18	64	64	31	31	
TOTALS	RPI 1-25	RPI 26-50	W-L RECORDS	RPI 51-100	RPI 101-150	RPI 150+				
9- 4	0- 1	0- 1	OVERALL	0- 1	2- 0	7- 1				
3- 0	0- 0	0- 0	HOME	0- 0	1- 0	2- 0				
5- 3	0- 1	0- 0	AWAY	0- 1	1- 0	4- 1				
1- 1	0- 0	0- 1	NEUTRAL	0- 0	0- 0	1- 0				
6- 4	0- 1	0- 1	NON-CONFERENCE	0- 1	2- 0	4- 1				
2- 0	0- 0	0- 0	HOME	0- 0	1- 0	1- 0				
3- 3	0- 1	0- 0	AWAY	0- 1	1- 0	2- 1				
1- 1	0- 0	0- 1	NEUTRAL	0- 0	0- 0	1- 0				
3- 0	0- 0	0- 0	CONFERENCE	0- 0	0- 0	3- 0				
1- 0	0- 0	0- 0	HOME	0- 0	0- 0	1- 0				
2- 0	0- 0	0- 0	AWAY	0- 0	0- 0	2- 0				
0- 0	0- 0	0- 0	NEUTRAL	0- 0	0- 0	0- 0				

RPI 1-25				RPI 26-50				RPI 51-100 Team's RPI: 85				RPI 101+			
RPI	S	Opponent	Score	RPI	S	Opponent	Score	RPI	S	Opponent	Score	RPI	S	Opponent	Score
21	A	NC State	44 80	35	N	Miami (FL)	67 68	72	A	Georgia	54 72	103	H	UNC Greensboro	57 48
												135	A	VCU	69 58
												170	A	Clemson	82 74
												180	A	Akron	52 64
												206	H	ETSU	80 69
												212	N	Arkansas St.	55 50
												251	A	Delaware St.	69 45
												281	A	Morehead St.	74 56
												302	A	UMES	67 31
												351	H	Florida A&M	71 44
LAST 10 Division I															
251	A	Delaware St.	69 45	180	A	Akron	52 64								
302	A	UMES	67 31	103	H	UNC Greensboro	57 48								
351	H	Florida A&M	71 44	281	A	Morehead St.	74 56								
135	A	VCU	69 58	212	N	Arkansas St.	55 50								
170	A	Clemson	82 74	35	N	Miami (FL)	67 68								

Non-Div I Games: Saint Augustine's 75 44 Johnson & Wales (NC121 61

N.C. A&T

N.C. Central

Through Games Of Jan. 15, 2020

Average RPI Win:	277	WON-LOST	WINNING	LAST 10	STRENGTH OF	OPP. STRENGTH	TEAM	ADJ.	CONF.	ADJ CONF.
Average RPI Loss:	187	RECORD	PCT. RANK	GAMES	SCHEDULE	OF SCHEDULE	RPI	RPI	RPI	RPI
DIV. I ONLY	3- 11	304	2-8	301	217	323	323	30	30	
DIV. I NON-CONF.	2- 9	304	1-6	198	234	304	304	31	31	
TOTALS	RPI 1-25	RPI 26-50	W-L RECORDS	RPI 51-100	RPI 101-150	RPI 150+				
3- 11	0- 1	0- 0	OVERALL	0- 3	1- 0	2- 7				
2- 3	0- 0	0- 0	HOME	0- 0	1- 0	1- 3				
1- 7	0- 1	0- 0	AWAY	0- 3	0- 0	1- 3				
0- 1	0- 0	0- 0	NEUTRAL	0- 0	0- 0	0- 1				
2- 9	0- 1	0- 0	NON-CONFERENCE	0- 3	1- 0	1- 5				
1- 3	0- 0	0- 0	HOME	0- 0	1- 0	0- 3				
1- 5	0- 1	0- 0	AWAY	0- 3	0- 0	1- 1				
0- 1	0- 0	0- 0	NEUTRAL	0- 0	0- 0	0- 1				
1- 2	0- 0	0- 0	CONFERENCE	0- 0	0- 0	1- 2				
1- 0	0- 0	0- 0	HOME	0- 0	0- 0	1- 0				
0- 2	0- 0	0- 0	AWAY	0- 0	0- 0	0- 2				
0- 0	0- 0	0- 0	NEUTRAL	0- 0	0- 0	0- 0				

RPI 1-25				RPI 26-50				RPI 51-100				RPI 101+ Team's RPI: 323			
RPI	S	Opponent	Score	RPI	S	Opponent	Score	RPI	S	Opponent	Score	RPI	S	Opponent	Score
10	A	Iowa	50 102					68	A	North Carolina	53 92	132	H	Campbell	67 64
								74	A	CSU Bakersfield	71 80	209	N	Penn St.	68 92
								96	A	California	69 90	224	A	Col. of Charleston	78 85
												245	H	Winthrop	46 56
												251	A	Delaware St.	54 64
												268	H	High Point	58 78
												302	A	UMES	63 65
												310	H	FIU	58 59
												347	A	LIU Brooklyn	61 59
												351	H	Florida A&M	66 57
LAST 10 Division I															
302	A	UMES	63 65	68	A	North Carolina	53 92								
251	A	Delaware St.	54 64	310	H	FIU	58 59								
351	H	Florida A&M	66 57	74	A	CSU Bakersfield	71 80								
347	A	LIU Brooklyn	61 59	209	N	Penn St.	68 92								
10	A	Iowa	50 102	96	A	California	69 90								

Non-Div I Games: Washington Adventis83 48 Lincoln (PA) 53 68

N.C. Central

Loss, Non-Conf, S Site, H Home A Away N Neutral

RPI 1-25				Team's RPI: 21		RPI 26-50				RPI 51-100				RPI 101+			
RPI	S	Opponent	Score	RPI	S	Opponent	Score	RPI	S	Opponent	Score	RPI	S	Opponent	Score		
24	H	Maryland	66 59	27	H	Virginia	80 60	60	N	Texas	84 73	102	A	Boston College	72 54		
				39	H	Virginia Tech	76 69	68	A	North Carolina	60 66	122	A	Notre Dame	90 56		
								85	H	N.C. A&T	80 44	131	A	Saint Mary's (CA)	87 70		
								87	H	Elon	62 49	187	H	Lamar University	81 40		
												202	A	Hawaii	68 59		
												217	H	Chattanooga	74 38		
												222	H	UNCW	80 40		
												252	H	Maine	62 34		
												264	N	North Texas	76 65		
LAST 10 Division I																	
				122	A	Notre Dame	90 56	217	H	Chattanooga	74 38						
				68	A	North Carolina	60 66	87	H	Elon	62 49						
				27	H	Virginia	80 60	24	H	Maryland	66 59						
				39	H	Virginia Tech	76 69	264	N	North Texas	76 65						
				102	A	Boston College	72 54	202	A	Hawaii	68 59						

NC State

Page 185

N
J
I
T

N
J
I
T

NJIT

Page 186

Average RPI Win:	230	WON-LOST	WINNING	LAST 10	STRENGTH OF	OPP. STRENGTH	TEAM	ADJ.	CONF.	ADJ CONF.
Average RPI Loss:	152	RECORD	PCT. RANK	GAMES	SCHEDULE	OF SCHEDULE	RPI	RPI	RPI	RPI
DIV. I ONLY	4- 11	283	2-8	150	260	273	273	15	15	
DIV. I NON-CONF.	4- 6	212	2-3	305	235	285	285	15	15	
TOTALS	RPI 1-25	RPI 26-50	W-L RECORDS	RPI 51-100	RPI 101-150	RPI 150+				
4- 11	0- 0	0- 0	OVERALL	0- 4	0- 2	4- 5				
3- 4	0- 0	0- 0	HOME	0- 2	0- 1	3- 1				
1- 7	0- 0	0- 0	AWAY	0- 2	0- 1	1- 4				
0- 0	0- 0	0- 0	NEUTRAL	0- 0	0- 0	0- 0				
4- 6	0- 0	0- 0	NON-CONFERENCE	0- 1	0- 0	4- 5				
3- 1	0- 0	0- 0	HOME	0- 0	0- 0	3- 1				
1- 5	0- 0	0- 0	AWAY	0- 1	0- 0	1- 4				
0- 0	0- 0	0- 0	NEUTRAL	0- 0	0- 0	0- 0				
0- 5	0- 0	0- 0	CONFERENCE	0- 3	0- 2	0- 0				
0- 3	0- 0	0- 0	HOME	0- 2	0- 1	0- 0				
0- 2	0- 0	0- 0	AWAY	0- 1	0- 1	0- 0				
0- 0	0- 0	0- 0	NEUTRAL	0- 0	0- 0	0- 0				

RPI 1-25				RPI 26-50				RPI 51-100				RPI 101+				Team's RPI: 273	
RPI	S	Opponent	Score	RPI	S	Opponent	Score	RPI	S	Opponent	Score	RPI	S	Opponent	Score		
								64	H	Bucknell	34	61	108	A	Colgate	55	80
								68	A	North Carolina	40	80	136	H	Holy Cross	49	58
								84	A	Lehigh	40	70	170	A	Clemson	65	52
								84	H	Lehigh	53	60	172	A	Saint Joseph's	40	49
													201	H	La Salle	61	46
													205	H	George Mason	58	67
													243	H	Kennesaw St.	82	62
													246	A	Vermont	56	64
													252	A	Maine	41	46
													254	A	Fairfield	52	66
													307	H	Air Force	67	59
LAST 10 Division I																	
				84	H	Lehigh	53	60	172	A	Saint Joseph's	40	49				
				108	A	Colgate	55	80	205	H	George Mason	58	67				
				64	H	Bucknell	34	61	254	A	Fairfield	52	66				
				136	H	Holy Cross	49	58	201	H	La Salle	61	46				
				84	A	Lehigh	40	70	243	H	Kennesaw St.	82	62				

Non-Div I Games: Stevenson 70 36

Navy

■ Loss,
 ■ Non-Conf,
 ■ S Site,
 ■ H Home
 ■ A Away
 N Neutral

Nebraska

Through Games Of Jan. 15, 2020

Average RPI Win:	183	WON-LOST	WINNING	LAST 10	STRENGTH OF	OPP. STRENGTH	TEAM	ADJ.	CONF.	ADJ CONF.
Average RPI Loss:	48	RECORD	PCT. RANK	GAMES	SCHEDULE	OF SCHEDULE	RPI	RPI	RPI	RPI
DIV. I ONLY	13- 3	30	8-2	166	54	58	58	2	2	
DIV. I NON-CONF.	10- 1	19	5-0	316	83	106	106	2	2	
TOTALS	RPI 1-25	RPI 26-50	W-L RECORDS	RPI 51-100	RPI 101-150	RPI 150+				
13- 3	1- 2	1- 0	OVERALL	1- 0	2- 1	8- 0				
10- 1	1- 1	1- 0	HOME	1- 0	1- 0	6- 0				
1- 2	0- 1	0- 0	AWAY	0- 0	0- 1	1- 0				
2- 0	0- 0	0- 0	NEUTRAL	0- 0	1- 0	1- 0				
10- 1	0- 1	1- 0	NON-CONFERENCE	0- 0	1- 0	8- 0				
7- 1	0- 1	1- 0	HOME	0- 0	0- 0	6- 0				
1- 0	0- 0	0- 0	AWAY	0- 0	0- 0	1- 0				
2- 0	0- 0	0- 0	NEUTRAL	0- 0	1- 0	1- 0				
3- 2	1- 1	0- 0	CONFERENCE	1- 0	1- 1	0- 0				
3- 0	1- 0	0- 0	HOME	1- 0	1- 0	0- 0				
0- 2	0- 1	0- 0	AWAY	0- 0	0- 1	0- 0				
0- 0	0- 0	0- 0	NEUTRAL	0- 0	0- 0	0- 0				

RPI S	Opponent	Score	RPI S	Opponent	Score	RPI S	Opponent	Score	Team's RPI: 58	RPI S	Opponent	Score
10	H Iowa	78 69	42	H Duke	83 79	56	H Minnesota	72 58		103	A Michigan St.	70 78
15	H Creighton	74 79								109	N Southern California	67 54
25	A Rutgers	65 69								119	H Wisconsin	65 50
										155	A Missouri	90 85
										227	H Manhattan	71 51
										239	H Oral Roberts	77 67
										260	H Southern U.	73 39
										275	N Sacred Heart	72 49
										280	H Alabama A&M	68 46
										299	H Morgan St.	78 55
										312	H SIUE	63 49
LAST 10 Division I												
25	A Rutgers	65 69	227	H Manhattan	71 51							
119	H Wisconsin	65 50	239	H Oral Roberts	77 67							
56	H Minnesota	72 58	42	H Duke	83 79							
103	A Michigan St.	70 78	275	N Sacred Heart	72 49							
10	H Iowa	78 69	109	N Southern California	67 54							

Non-Div I Games:

Nebraska

Loss,
Non-Conf, S Site, H Home A Away N Neutral

N
e
v
a
d
aN
e
v
a
d
a

Nevada

Page 189

New Hampshire

Through Games Of Jan. 15, 2020

Average RPI Win:	330	WON-LOST	WINNING	LAST 10	STRENGTH OF	OPP. STRENGTH	TEAM	ADJ.	CONF.	ADJ CONF.
Average RPI Loss:	160	RECORD	PCT. RANK	GAMES	SCHEDULE	OF SCHEDULE	RPI	RPI	RPI	RPI
DIV. I ONLY	4- 12	292	3-7	230	293	291	291	28	28	
DIV. I NON-CONF.	2- 9	304	1-4	184	266	301	301	28	28	
TOTALS	RPI 1-25	RPI 26-50	W-L RECORDS	RPI 51-100	RPI 101-150	RPI 150+				
4- 12	0- 2	0- 0	OVERALL	0- 1	0- 2	4- 7				
2- 4	0- 0	0- 0	HOME	0- 1	0- 0	2- 3				
2- 8	0- 2	0- 0	AWAY	0- 0	0- 2	2- 4				
0- 0	0- 0	0- 0	NEUTRAL	0- 0	0- 0	0- 0				
2- 9	0- 2	0- 0	NON-CONFERENCE	0- 0	0- 2	2- 5				
1- 3	0- 0	0- 0	HOME	0- 0	0- 0	1- 3				
1- 6	0- 2	0- 0	AWAY	0- 0	0- 2	1- 2				
0- 0	0- 0	0- 0	NEUTRAL	0- 0	0- 0	0- 0				
2- 3	0- 0	0- 0	CONFERENCE	0- 1	0- 0	2- 2				
1- 1	0- 0	0- 0	HOME	0- 1	0- 0	1- 0				
1- 2	0- 0	0- 0	AWAY	0- 0	0- 0	1- 2				
0- 0	0- 0	0- 0	NEUTRAL	0- 0	0- 0	0- 0				

RPI	S	Opponent	Score	RPI	S	Opponent	Score	RPI	S	Opponent	Score	RPI	S	Opponent	Score
12	A	Baylor	29 97					97	H	Stony Brook	44 53	114	A	Massachusetts	65 67
18	A	Princeton	37 77									136	A	Holy Cross	61 82
												154	A	Dartmouth	47 66
												174	A	Merrimack	54 64
												192	H	Boston U.	64 78
												220	A	UMass Lowell	53 58
												241	H	Brown	68 76
												252	A	Maine	50 67
												314	A	Bryant	68 56
												315	H	North Dakota St.	61 67
												325	A	Albany (NY)	48 47
												339	H	Hartford	72 71
												340	H	Central Conn. St.	70 59
LAST 10 Division I															
325	A	Albany (NY)	48 47	18	A	Princeton	37 77								
97	H	Stony Brook	44 53	136	A	Holy Cross	61 82								
252	A	Maine	50 67	154	A	Dartmouth	47 66								
339	H	Hartford	72 71	340	H	Central Conn. St.	70 59								
220	A	UMass Lowell	53 58	114	A	Massachusetts	65 67								

Non-Div I Games: Wheaton (MA) 89 44

New Hampshire

Loss, Non-Conf, S Site, H Home A Away N Neutral

Average RPI Win:	222	WON-LOST	WINNING	LAST 10	STRENGTH OF	OPP. STRENGTH	TEAM	ADJ.	CONF.	ADJ CONF.
Average RPI Loss:	126	RECORD	PCT. RANK	GAMES	SCHEDULE	OF SCHEDULE	RPI	RPI	RPI	RPI
DIV. I ONLY	10- 8	150	4-6	165	163	165	165	19	19	
DIV. I NON-CONF.	8- 4	90	2-3	180	103	122	122	25	25	
TOTALS	RPI 1-25	RPI 26-50	W-L RECORDS	RPI 51-100	RPI 101-150	RPI 150+				
10- 8	0- 0	0- 2	OVERALL	1- 1	1- 2	8- 3				
6- 4	0- 0	0- 0	HOME	1- 1	1- 0	4- 3				
3- 3	0- 0	0- 1	AWAY	0- 0	0- 2	3- 0				
1- 1	0- 0	0- 1	NEUTRAL	0- 0	0- 0	1- 0				
8- 4	0- 0	0- 2	NON-CONFERENCE	1- 1	1- 0	6- 1				
5- 2	0- 0	0- 0	HOME	1- 1	1- 0	3- 1				
2- 1	0- 0	0- 1	AWAY	0- 0	0- 0	2- 0				
1- 1	0- 0	0- 1	NEUTRAL	0- 0	0- 0	1- 0				
2- 4	0- 0	0- 0	CONFERENCE	0- 0	0- 2	2- 2				
1- 2	0- 0	0- 0	HOME	0- 0	0- 0	1- 2				
1- 2	0- 0	0- 0	AWAY	0- 0	0- 2	1- 0				
0- 0	0- 0	0- 0	NEUTRAL	0- 0	0- 0	0- 0				

RPI S	Opponent	Score	RPI S	Opponent	Score	RPI S	Opponent	Score	RPI S	Opponent	Score	Team's RPI: 165
32 N	West Virginia	60 73	65 H	Ball St.	57 70	106 A	Fresno St.	81 84				
38 A	Arizona St.	47 84	93 H	Providence	86 68	107 A	Boise St.	82 83				
						134 H	Houston	81 71				
						155 N	Missouri	71 68				
						167 H	San Jose St.	80 81				
						198 A	UTEP	93 78				
						223 H	Wyoming	66 73				
						236 H	UC Riverside	80 70				
						237 H	Northern Ariz.	83 76				
						258 H	Colorado St.	73 62				
						269 H	LMU (CA)	72 73				
						301 A	New Mexico St.	86 67				
						301 H	New Mexico St.	107 53				
						307 A	Air Force	75 53				
LAST 10 Division I												
258 H	Colorado St.	73 62	269 H	LMU (CA)	72 73							
307 A	Air Force	75 53	93 H	Providence	86 68							
106 A	Fresno St.	81 84	301 H	New Mexico St.	107 53							
167 H	San Jose St.	80 81	38 A	Arizona St.	47 84							
65 H	Ball St.	57 70	223 H	Wyoming	66 73							

Non-Div I Games: Northern N.M. 92 44

New Mexico

■ Loss,
 ■ Non-Conf, S Site,
 ■ Home
 ■ Away
 N Neutral

Average RPI Win:	311	WON-LOST	WINNING	LAST 10	STRENGTH OF	OPP. STRENGTH	TEAM	ADJ.	CONF.	ADJ CONF.
Average RPI Loss:	185	RECORD	PCT. RANK	GAMES	SCHEDULE	OF SCHEDULE	RPI	RPI	RPI	RPI
DIV. I ONLY	4- 11	283	3-7	247	314	301	301	32	32	
DIV. I NON-CONF.	2- 10	313	1-6	181	296	309	309	32	32	
TOTALS	RPI 1-25	RPI 26-50	W-L RECORDS	RPI 51-100	RPI 101-150	RPI 150+				
4- 11	0- 0	0- 1	OVERALL	0- 0	0- 2	4- 8				
2- 5	0- 0	0- 1	HOME	0- 0	0- 0	2- 4				
2- 4	0- 0	0- 0	AWAY	0- 0	0- 1	2- 3				
0- 2	0- 0	0- 0	NEUTRAL	0- 0	0- 1	0- 1				
2- 10	0- 0	0- 1	NON-CONFERENCE	0- 0	0- 2	2- 7				
1- 5	0- 0	0- 1	HOME	0- 0	0- 0	1- 4				
1- 3	0- 0	0- 0	AWAY	0- 0	0- 1	1- 2				
0- 2	0- 0	0- 0	NEUTRAL	0- 0	0- 1	0- 1				
2- 1	0- 0	0- 0	CONFERENCE	0- 0	0- 0	2- 1				
1- 0	0- 0	0- 0	HOME	0- 0	0- 0	1- 0				
1- 1	0- 0	0- 0	AWAY	0- 0	0- 0	1- 1				
0- 0	0- 0	0- 0	NEUTRAL	0- 0	0- 0	0- 0				

RPI 1-25			RPI 26-50			RPI 51-100			RPI 101+			Team's RPI: 301
RPI	S	Opponent	Score	RPI	S	Opponent	Score	RPI	S	Opponent	Score	
				38	H	Arizona St.	47 70					
								118	A	Abilene Christian	54 67	
								126	N	Western Mich.	76 79	
								165	A	New Mexico	53 107	
								165	H	New Mexico	67 86	
								198	A	UTEP	45 65	
								198	H	UTEP	57 63	
								230	H	Pepperdine	69 72	
								236	H	UC Riverside	58 60	
								238	A	UMKC	52 56	
								293	A	Denver	78 75	
								298	H	Weber St.	77 47	
								304	H	California Baptist	57 56	
								319	N	Georgia St.	51 59	
								348	A	Chicago St.	73 60	
LAST 10 Division I												
238	A	UMKC	52 56	165	A	New Mexico	53 107					
348	A	Chicago St.	73 60	298	H	Weber St.	77 47					
304	H	California Baptist	57 56	126	N	Western Mich.	76 79					
118	A	Abilene Christian	54 67	319	N	Georgia St.	51 59					
38	H	Arizona St.	47 70	198	A	UTEP	45 65					

Non-Div I Games: Western N.M. 75 56

New Mexico St.

 Loss,
 Non-Conf,
 S Site,
 H Home
 A Away
N Neutral

New Orleans

Through Games Of Jan. 15, 2020

Average RPI Win:	220	WON-LOST	WINNING	LAST 10	STRENGTH OF	OPP. STRENGTH	TEAM	ADJ.	CONF.	ADJ CONF.
Average RPI Loss:	116	RECORD	PCT. RANK	GAMES	SCHEDULE	OF SCHEDULE	RPI	RPI	RPI	RPI
DIV. I ONLY	6- 7	200	5-5	43	315	98	98	25	25	
DIV. I NON-CONF.	2- 5	259	1-3	32	217	143	143	23	23	
TOTALS	RPI 1-25	RPI 26-50	W-L RECORDS	RPI 51-100	RPI 101-150	RPI 150+				
6- 7	0- 0	0- 2	OVERALL	0- 1	1- 3	5- 1				
2- 2	0- 0	0- 0	HOME	0- 0	1- 2	1- 0				
4- 5	0- 0	0- 2	AWAY	0- 1	0- 1	4- 1				
0- 0	0- 0	0- 0	NEUTRAL	0- 0	0- 0	0- 0				
2- 5	0- 0	0- 2	NON-CONFERENCE	0- 1	0- 1	2- 1				
1- 1	0- 0	0- 0	HOME	0- 0	0- 1	1- 0				
1- 4	0- 0	0- 2	AWAY	0- 1	0- 0	1- 1				
0- 0	0- 0	0- 0	NEUTRAL	0- 0	0- 0	0- 0				
4- 2	0- 0	0- 0	CONFERENCE	0- 0	1- 2	3- 0				
1- 1	0- 0	0- 0	HOME	0- 0	1- 1	0- 0				
3- 1	0- 0	0- 0	AWAY	0- 0	0- 1	3- 0				
0- 0	0- 0	0- 0	NEUTRAL	0- 0	0- 0	0- 0				

RPI S	Opponent	Score	RPI S	Opponent	Score	RPI S	Opponent	Score	RPI S	Opponent	Score
34	A LSU	49 83	46	A Arkansas	52 82	89	A Iowa St.	53 71	118	A Abilene Christian	62 76
									128	H Louisiana	60 65
									133	H Sam Houston St.	46 78
									148	H SFA	53 50
									161	H North Dakota	79 73
									187	A Lamar University	62 57
									234	A Central Ark.	49 37
									250	A Ole Miss	69 64
									263	A Texas St.	49 51
									341	A Incarnate Word	67 55
LAST 10 Division I											
341	A Incarnate Word	67 55	133	H Sam Houston St.	46 78						
234	A Central Ark.	49 37	118	A Abilene Christian	62 76						
148	H SFA	53 50	89	A Iowa St.	53 71						
187	A Lamar University	62 57	263	A Texas St.	49 51						
161	H North Dakota	79 73	128	H Louisiana	60 65						

Non-Div I Games: Pensacola Christian91 31 Tougaloo 91 69

New Orleans

Loss, Non-Conf, S Site, H Home A Away N Neutral

Niagara

Through Games Of Jan. 15, 2020

Average RPI Win: 309	WON-LOST	WINNING	LAST 10	STRENGTH OF	OPP. STRENGTH	TEAM	ADJ.	CONF.	ADJ CONF.
Average RPI Loss: 147	RECORD	PCT. RANK	GAMES	SCHEDULE	OF SCHEDULE	RPI	RPI	RPI	RPI
DIV. I ONLY	3- 10	300	3-7	105	332	248	248	24	24
DIV. I NON-CONF.	2- 7	288	2-4	129	326	257	257	24	24
TOTALS	RPI 1-25	RPI 26-50	W-L RECORDS	RPI 51-100	RPI 101-150	RPI 150+			
3- 10	0- 1	0- 0	OVERALL	0- 2	0- 2	3- 5			
2- 2	0- 0	0- 0	HOME	0- 2	0- 0	2- 0			
1- 8	0- 1	0- 0	AWAY	0- 0	0- 2	1- 5			
0- 0	0- 0	0- 0	NEUTRAL	0- 0	0- 0	0- 0			
2- 7	0- 1	0- 0	NON-CONFERENCE	0- 1	0- 1	2- 4			
1- 1	0- 0	0- 0	HOME	0- 1	0- 0	1- 0			
1- 6	0- 1	0- 0	AWAY	0- 0	0- 1	1- 4			
0- 0	0- 0	0- 0	NEUTRAL	0- 0	0- 0	0- 0			
1- 3	0- 0	0- 0	CONFERENCE	0- 1	0- 1	1- 1			
1- 1	0- 0	0- 0	HOME	0- 1	0- 0	1- 0			
0- 2	0- 0	0- 0	AWAY	0- 0	0- 1	0- 1			
0- 0	0- 0	0- 0	NEUTRAL	0- 0	0- 0	0- 0			

RPI 1-25				RPI 26-50				RPI 51-100				RPI 101+ Team's RPI: 248			
RPI	S	Opponent	Score	RPI	S	Opponent	Score	RPI	S	Opponent	Score	RPI	S	Opponent	Score
25	A	Rutgers	37 87					70	H	Marist	67 94	108	A	Colgate	72 85
								80	H	Buffalo	67 81	124	A	Rider	75 79
												151	A	Cornell	59 82
												193	A	Binghamton	55 74
												218	A	Howard	42 91
												227	A	Manhattan	65 68
												270	H	Oakland	77 63
												274	A	St. Bonaventure	67 71
												313	H	Siena	68 61
												343	A	Coppin St.	82 67
LAST 10 Division I															
				70	H	Marist	67 94	218	A	Howard	42 91				
				313	H	Siena	68 61	108	A	Colgate	72 85				
				227	A	Manhattan	65 68	270	H	Oakland	77 63				
				124	A	Rider	75 79	151	A	Cornell	59 82				
				343	A	Coppin St.	82 67	193	A	Binghamton	55 74				

Non-Div I Games:

Niagara

 Loss,
 Non-Conf,
S Site,
 Home
 Away
N Neutral

Average RPI Win:	305	WON-LOST	WINNING	LAST 10	STRENGTH OF	OPP. STRENGTH	TEAM	ADJ.	CONF.	ADJ CONF.
Average RPI Loss:	152	RECORD	PCT. RANK	GAMES	SCHEDULE	OF SCHEDULE	RPI	RPI	RPI	RPI
DIV. I ONLY	2- 12	326	2-8	159	275	297	297	25	25	
DIV. I NON-CONF.	1- 6	318	1-2	65	89	253	253	23	23	
TOTALS	RPI 1-25	RPI 26-50	W-L RECORDS	RPI 51-100	RPI 101-150	RPI 150+				
2- 12	0- 1	0- 2	OVERALL	0- 1	0- 3	2- 5				
1- 2	0- 0	0- 0	HOME	0- 0	0- 1	1- 1				
1- 9	0- 1	0- 2	AWAY	0- 0	0- 2	1- 4				
0- 1	0- 0	0- 0	NEUTRAL	0- 1	0- 0	0- 0				
1- 6	0- 1	0- 2	NON-CONFERENCE	0- 1	0- 1	1- 1				
1- 0	0- 0	0- 0	HOME	0- 0	0- 0	1- 0				
0- 5	0- 1	0- 2	AWAY	0- 0	0- 1	0- 1				
0- 1	0- 0	0- 0	NEUTRAL	0- 1	0- 0	0- 0				
1- 6	0- 0	0- 0	CONFERENCE	0- 0	0- 2	1- 4				
0- 2	0- 0	0- 0	HOME	0- 0	0- 1	0- 1				
1- 4	0- 0	0- 0	AWAY	0- 0	0- 1	1- 3				
0- 0	0- 0	0- 0	NEUTRAL	0- 0	0- 0	0- 0				

RPI 1-25				RPI 26-50				RPI 51-100				RPI 101+ Team's RPI: 297			
RPI	S	Opponent	Score	RPI	S	Opponent	Score	RPI	S	Opponent	Score	RPI	S	Opponent	Score
9	A	Indiana	47 111	31	A	TCU	47 72	83	N	North Florida	61 64	118	H	Abilene Christian	84 95
				34	A	LSU	32 63					133	A	Sam Houston St.	71 87
												142	A	Rice	47 71
												187	H	Lamar University	78 84
												190	A	A&M-Corpus Christi	49 55
												214	A	Jacksonville	55 72
												261	A	Southeastern La.	67 65
												341	A	Incarnate Word	51 53
												344	A	Northwestern St.	54 58
												349	H	La.-Monroe	74 59
LAST 10 Division I															
344	A	Northwestern St.	54 58	118	H	Abilene Christian	84 95								
261	A	Southeastern La.	67 65	190	A	A&M-Corpus Christi	49 55								
187	H	Lamar University	78 84	349	H	La.-Monroe	74 59								
133	A	Sam Houston St.	71 87	34	A	LSU	32 63								
341	A	Incarnate Word	51 53	83	N	North Florida	61 64								

Non-Div I Games: Southern-N.O. 94 61 Paul Quinn 101 68

Nicholls St.

Loss, Non-Conf, S Site, H Home A Away N Neutral

Norfolk St.

Through Games Of Jan. 15, 2020

Average RPI Win:	219	WON-LOST	WINNING	LAST 10	STRENGTH OF	OPP. STRENGTH	TEAM	ADJ.	CONF.	ADJ CONF.
Average RPI Loss:	150	RECORD	PCT. RANK	GAMES	SCHEDULE	OF SCHEDULE	RPI	RPI	RPI	RPI
DIV. I ONLY	8- 7	154	6-4	160	257	159	159	30	30	
DIV. I NON-CONF.	5- 7	205	3-4	146	232	192	192	31	31	
TOTALS	RPI 1-25	RPI 26-50	W-L RECORDS	RPI 51-100	RPI 101-150	RPI 150+				
8- 7	0- 0	0- 1	OVERALL	1- 0	0- 3	7- 3				
3- 3	0- 0	0- 0	HOME	0- 0	0- 1	3- 2				
4- 3	0- 0	0- 0	AWAY	0- 0	0- 2	4- 1				
1- 1	0- 0	0- 1	NEUTRAL	1- 0	0- 0	0- 0				
5- 7	0- 0	0- 1	NON-CONFERENCE	1- 0	0- 3	4- 3				
2- 3	0- 0	0- 0	HOME	0- 0	0- 1	2- 2				
2- 3	0- 0	0- 0	AWAY	0- 0	0- 2	2- 1				
1- 1	0- 0	0- 1	NEUTRAL	1- 0	0- 0	0- 0				
3- 0	0- 0	0- 0	CONFERENCE	0- 0	0- 0	3- 0				
1- 0	0- 0	0- 0	HOME	0- 0	0- 0	1- 0				
2- 0	0- 0	0- 0	AWAY	0- 0	0- 0	2- 0				
0- 0	0- 0	0- 0	NEUTRAL	0- 0	0- 0	0- 0				

RPI 1-25			RPI 26-50			RPI 51-100			RPI 101+			Team's RPI: 159
RPI	S	Opponent	Score	RPI	S	Opponent	Score	RPI	S	Opponent	Score	
				32	N	West Virginia	55 72	83	N	North Florida	57 54	
										105	H	Liberty 48 67
										123	A	Richmond 69 77
										146	A	William & Mary 56 65
										156	H	Robert Morris 62 69
										176	A	Hampton 77 56
										181	H	Bethune-Cookman 61 51
										201	H	La Salle 52 55
										214	A	Jacksonville 71 64
										218	A	Howard 83 80
										265	H	Longwood 49 46
										268	H	High Point 72 58
										284	A	Marshall 69 75
										343	A	Coppin St. 85 48
LAST 10 Division I												
				218	A	Howard	83 80			156	H	Robert Morris 62 69
				343	A	Coppin St.	85 48			32	N	West Virginia 55 72
				181	H	Bethune-Cookman	61 51			176	A	Hampton 77 56
				123	A	Richmond	69 77			265	H	Longwood 49 46
				146	A	William & Mary	56 65			214	A	Jacksonville 71 64

Non-Div I Games: Virginia-Lynchburg 123 48

Norfolk St.

■ Loss,
 ■ Non-Conf,
 ■ S Site,
 ■ H Home
 ■ A Away
 N Neutral

Average RPI Win:	259	WON-LOST	WINNING	LAST 10	STRENGTH OF	OPP. STRENGTH	TEAM	ADJ.	CONF.	ADJ CONF.
Average RPI Loss:	83	RECORD	PCT. RANK	GAMES	SCHEDULE	OF SCHEDULE	RPI	RPI	RPI	RPI
DIV. I ONLY	11- 3	44	9-1	347	166	173	173	16	16	
DIV. I NON-CONF.	7- 3	80	5-1	349	246	236	236	16	16	
TOTALS	RPI 1-25	RPI 26-50	W-L RECORDS	RPI 51-100	RPI 101-150	RPI 150+				
11- 3	0- 1	0- 0	OVERALL	1- 1	1- 1	9- 0				
3- 1	0- 0	0- 0	HOME	1- 0	0- 1	2- 0				
4- 2	0- 1	0- 0	AWAY	0- 1	1- 0	3- 0				
4- 0	0- 0	0- 0	NEUTRAL	0- 0	0- 0	4- 0				
7- 3	0- 1	0- 0	NON-CONFERENCE	0- 1	0- 1	7- 0				
1- 1	0- 0	0- 0	HOME	0- 0	0- 1	1- 0				
2- 2	0- 1	0- 0	AWAY	0- 1	0- 0	2- 0				
4- 0	0- 0	0- 0	NEUTRAL	0- 0	0- 0	4- 0				
4- 0	0- 0	0- 0	CONFERENCE	1- 0	1- 0	2- 0				
2- 0	0- 0	0- 0	HOME	1- 0	0- 0	1- 0				
2- 0	0- 0	0- 0	AWAY	0- 0	1- 0	1- 0				
0- 0	0- 0	0- 0	NEUTRAL	0- 0	0- 0	0- 0				

RPI	S	Opponent	Score	RPI	S	Opponent	Score	RPI	S	Opponent	Score	RPI	S	Opponent	Score	Team's RPI: 173
10	A	Iowa	81 86					83	H	North Florida	54 51	105	A	Liberty	76 71	
								89	A	Iowa St.	72 80	149	H	Samford	63 79	
												214	H	Jacksonville	76 65	
												256	N	UC Irvine	88 60	
												267	A	Lipscomb	84 72	
												280	N	Alabama A&M	80 65	
												305	A	Alabama St.	81 60	
												312	N	SIUE	85 67	
												330	A	Tennessee St.	88 63	
												346	N	South Carolina St.	99 46	
												350	H	Mississippi Val.	86 60	
LAST 10 Division I																
105	A	Liberty	76 71	346	N	South Carolina St.	99 46									
267	A	Lipscomb	84 72	312	N	SIUE	85 67									
214	H	Jacksonville	76 65	305	A	Alabama St.	81 60									
83	H	North Florida	54 51	256	N	UC Irvine	88 60									
89	A	Iowa St.	72 80	280	N	Alabama A&M	80 65									

Non-Div I Games: Virginia-Lynchburg 128 26 Oakwood 120 38

North Ala.

Loss, Non-Conf, S Site, H Home A Away N Neutral

North Carolina

Through Games Of Jan. 15, 2020

Average RPI Win:	188	WON-LOST	WINNING	LAST 10	STRENGTH OF	OPP. STRENGTH	TEAM	ADJ.	CONF.	ADJ CONF.
Average RPI Loss:	44	RECORD	PCT. RANK	GAMES	SCHEDULE	OF SCHEDULE	RPI	RPI	RPI	RPI
DIV. I ONLY	12- 4	50	6-4	193	24	68	68	3	3	
DIV. I NON-CONF.	9- 2	39	3-2	302	53	119	119	3	3	
TOTALS	RPI 1-25	RPI 26-50	W-L RECORDS	RPI 51-100	RPI 101-150	RPI 150+				
12- 4	1- 1	1- 1	OVERALL	2- 2	1- 0	7- 0				
8- 1	1- 0	0- 0	HOME	1- 1	1- 0	5- 0				
1- 3	0- 1	1- 1	AWAY	0- 1	0- 0	0- 0				
3- 0	0- 0	0- 0	NEUTRAL	1- 0	0- 0	2- 0				
9- 2	0- 0	0- 0	NON-CONFERENCE	2- 2	1- 0	6- 0				
6- 1	0- 0	0- 0	HOME	1- 1	1- 0	4- 0				
0- 1	0- 0	0- 0	AWAY	0- 1	0- 0	0- 0				
3- 0	0- 0	0- 0	NEUTRAL	1- 0	0- 0	2- 0				
3- 2	1- 1	1- 1	CONFERENCE	0- 0	0- 0	1- 0				
2- 0	1- 0	0- 0	HOME	0- 0	0- 0	1- 0				
1- 2	0- 1	1- 1	AWAY	0- 0	0- 0	0- 0				
0- 0	0- 0	0- 0	NEUTRAL	0- 0	0- 0	0- 0				

RPI S	Opponent	Score	RPI S	Opponent	Score	RPI S	Opponent	Score	RPI S	Opponent	Score
16	A Florida St.	64 78	27	A Virginia	65 47	51	H Yale	63 66	125	H Illinois	85 60
21	H NC State	66 60	39	A Virginia Tech	70 76	54	N Temple	71 58	155	N Missouri	82 69
						71	A Alabama	77 83	222	N UNCW	85 45
						87	H Elon	76 46	273	H Navy	80 40
									295	H Pittsburgh	70 62
									323	H N.C. Central	92 53
									332	H Western Caro.	92 55
									338	H Charleston So.	85 54
LAST 10 Division I											
16	A Florida St.	64 78	51	H Yale	63 66						
21	H NC State	66 60	222	N UNCW	85 45						
39	A Virginia Tech	70 76	71	A Alabama	77 83						
27	A Virginia	65 47	323	H N.C. Central	92 53						
295	H Pittsburgh	70 62	125	H Illinois	85 60						

Non-Div I Games:

North Carolina

Loss, Non-Conf, S Site, H Home A Away N Neutral

North Dakota

Through Games Of Jan. 15, 2020

Average RPI Win:	268	WON-LOST	WINNING	LAST 10	STRENGTH OF	OPP. STRENGTH	TEAM	ADJ.	CONF.	ADJ CONF.
Average RPI Loss:	135	RECORD	PCT. RANK	GAMES	SCHEDULE	OF SCHEDULE	RPI	RPI	RPI	RPI
DIV. I ONLY	10- 5	78	6-4	316	225	161	161	18	18	
DIV. I NON-CONF.	7- 4	100	3-3	269	257	135	135	19	19	
TOTALS	RPI 1-25	RPI 26-50	W-L RECORDS	RPI 51-100	RPI 101-150	RPI 150+				
10- 5	0- 0	0- 1	OVERALL	0- 2	0- 0	10- 2				
4- 1	0- 0	0- 0	HOME	0- 1	0- 0	4- 0				
6- 4	0- 0	0- 1	AWAY	0- 1	0- 0	6- 2				
0- 0	0- 0	0- 0	NEUTRAL	0- 0	0- 0	0- 0				
7- 4	0- 0	0- 1	NON-CONFERENCE	0- 2	0- 0	7- 1				
2- 1	0- 0	0- 0	HOME	0- 1	0- 0	2- 0				
5- 3	0- 0	0- 1	AWAY	0- 1	0- 0	5- 1				
0- 0	0- 0	0- 0	NEUTRAL	0- 0	0- 0	0- 0				
3- 1	0- 0	0- 0	CONFERENCE	0- 0	0- 0	3- 1				
2- 0	0- 0	0- 0	HOME	0- 0	0- 0	2- 0				
1- 1	0- 0	0- 0	AWAY	0- 0	0- 0	1- 1				
0- 0	0- 0	0- 0	NEUTRAL	0- 0	0- 0	0- 0				

RPI S	Opponent	Score	RPI S	Opponent	Score	RPI S	Opponent	Score	RPI S	Opponent	Score	Team's RPI: 161
50	A Arizona	42 74	82	H Illinois St.	58 66	166	H Rhode Island	67 61	175	H Valparaiso	65 63	
			98	A New Orleans	73 79	208	A SMU	51 66	225	A Grand Canyon	78 76	
						239	A Oral Roberts	52 75	255	H Omaha	63 57	
						272	A Milwaukee	66 58	288	A Ga. Southern	69 56	
						293	A Denver	90 82	321	H Purdue Fort Wayne	91 85	
						338	A Charleston So.	73 57	346	A South Carolina St.	95 53	
LAST 10 Division I												
239	A Oral Roberts	52 75	272	A Milwaukee	66 58							
255	H Omaha	63 57	208	A SMU	51 66							
321	H Purdue Fort Wayne	91 85	338	A Charleston So.	73 57							
293	A Denver	90 82	346	A South Carolina St.	95 53							
98	A New Orleans	73 79	82	H Illinois St.	58 66							

Non-Div I Games: Northland 118 35 Mayville St. 83 52

North Dakota

Loss, Non-Conf, S Site, H Home A Away N Neutral

Average RPI Win:	291	WON-LOST	WINNING	LAST 10	STRENGTH OF	OPP. STRENGTH	TEAM	ADJ.	CONF.	ADJ CONF.
Average RPI Loss:	161	RECORD	PCT. RANK	GAMES	SCHEDULE	OF SCHEDULE	RPI	RPI	RPI	RPI
DIV. I ONLY	1- 12	339	1-9	216	155	315	315	18	18	
DIV. I NON-CONF.	1- 9	326	1-6	142	147	300	300	19	19	
TOTALS	RPI 1-25	RPI 26-50	W-L RECORDS	RPI 51-100	RPI 101-150	RPI 150+				
1- 12	0- 1	0- 1	OVERALL	0- 1	0- 2	1- 7				
0- 6	0- 0	0- 0	HOME	0- 1	0- 1	0- 4				
1- 6	0- 1	0- 1	AWAY	0- 0	0- 1	1- 3				
0- 0	0- 0	0- 0	NEUTRAL	0- 0	0- 0	0- 0				
1- 9	0- 1	0- 1	NON-CONFERENCE	0- 1	0- 2	1- 4				
0- 5	0- 0	0- 0	HOME	0- 1	0- 1	0- 3				
1- 4	0- 1	0- 1	AWAY	0- 0	0- 1	1- 1				
0- 0	0- 0	0- 0	NEUTRAL	0- 0	0- 0	0- 0				
0- 3	0- 0	0- 0	CONFERENCE	0- 0	0- 0	0- 3				
0- 1	0- 0	0- 0	HOME	0- 0	0- 0	0- 1				
0- 2	0- 0	0- 0	AWAY	0- 0	0- 0	0- 2				
0- 0	0- 0	0- 0	NEUTRAL	0- 0	0- 0	0- 0				

RPI 1-25				RPI 26-50				RPI 51-100				RPI 101+ Team's RPI: 315			
RPI	S	Opponent	Score	RPI	S	Opponent	Score	RPI	S	Opponent	Score	RPI	S	Opponent	Score
15	A	Creighton	59 70	37	A	UNI	63 95	89	H	Iowa St.	58 86	112	A	Bradley	64 70
												119	H	Wisconsin	63 64
												175	H	Valparaiso	54 66
												182	A	Northeastern	61 72
												221	H	Northern Ill.	68 74
												223	H	Wyoming	57 66
												232	H	Western Ill.	78 79
												239	A	Oral Roberts	62 70
												291	A	New Hampshire	67 61
												293	A	Denver	82 91
LAST 10 Division I															
239	A	Oral Roberts	62 70	291	A	New Hampshire	67 61								
232	H	Western Ill.	78 79	182	A	Northeastern	61 72								
293	A	Denver	82 91	223	H	Wyoming	57 66								
119	H	Wisconsin	63 64	89	H	Iowa St.	58 86								
112	A	Bradley	64 70	15	A	Creighton	59 70								

Non-Div I Games: Waldorf 92 26 Mayville St. 97 59

North Dakota St.

North Florida

Through Games Of Jan. 15, 2020

Average RPI Win:	244	WON-LOST	WINNING	LAST 10	STRENGTH OF	OPP. STRENGTH	TEAM	ADJ.	CONF.	ADJ CONF.
Average RPI Loss:	77	RECORD	PCT. RANK	GAMES	SCHEDULE	OF SCHEDULE	RPI	RPI	RPI	RPI

DIV. I ONLY	7- 8	192	5-5	35	219	83	83	16	16
DIV. I NON-CONF.	5- 6	187	3-3	40	143	75	75	16	16
TOTALS	RPI 1-25	RPI 26-50	W-L RECORDS	RPI 51-100	RPI 101-150	RPI 150+			
7- 8	0- 2	0- 2	OVERALL	0- 1	2- 1	5- 2			
2- 1	0- 0	0- 1	HOME	0- 0	1- 0	1- 0			
3- 5	0- 2	0- 1	AWAY	0- 0	0- 1	3- 1			
2- 2	0- 0	0- 0	NEUTRAL	0- 1	1- 0	1- 1			
5- 6	0- 2	0- 1	NON-CONFERENCE	0- 1	2- 1	3- 1			
1- 0	0- 0	0- 0	HOME	0- 0	1- 0	0- 0			
2- 4	0- 2	0- 1	AWAY	0- 0	0- 1	2- 0			
2- 2	0- 0	0- 0	NEUTRAL	0- 1	1- 0	1- 1			
2- 2	0- 0	0- 1	CONFERENCE	0- 0	0- 0	2- 1			
1- 1	0- 0	0- 1	HOME	0- 0	0- 0	1- 0			
1- 1	0- 0	0- 0	AWAY	0- 0	0- 0	1- 1			
0- 0	0- 0	0- 0	NEUTRAL	0- 0	0- 0	0- 0			

RPI 1-25				RPI 26-50				RPI 51-100				Team's RPI: 83		RPI 101+			
RPI	S	Opponent	Score	RPI	S	Opponent	Score	RPI	S	Opponent	Score			RPI	S	Opponent	Score
9	A	Indiana	45 72	35	A	Miami (FL)	55 78	70	N	Marist	54 69			119	A	Wisconsin	62 75
16	A	Florida St.	41 70	36	H	FGCU	50 72							124	N	Rider	80 70
														136	H	Holy Cross	80 60
														159	N	Norfolk St.	54 57
														173	A	North Ala.	51 54
														243	A	Kennesaw St.	64 55
														280	A	Alabama A&M	73 64
														297	N	Nicholls St.	64 61
														310	A	FIU	64 49
														317	H	NJIT	71 48
LAST 10 Division I																	
				36	H	FGCU	50 72			16	A	Florida St.	41 70				
				317	H	NJIT	71 48			9	A	Indiana	45 72				
				243	A	Kennesaw St.	64 55			297	N	Nicholls St.	64 61				
				173	A	North Ala.	51 54			159	N	Norfolk St.	54 57				
				136	H	Holy Cross	80 60			124	N	Rider	80 70				

Non-Div I Games: Warner 110 46 Edward Waters 80 51

North Florida

Loss, Non-Conf, S Site, H Home A Away N Neutral

North Texas

Through Games Of Jan. 15, 2020

Average RPI Win:	211	WON-LOST	WINNING	LAST 10	STRENGTH OF	OPP. STRENGTH	TEAM	ADJ.	CONF.	ADJ CONF.
Average RPI Loss:	168	RECORD	PCT. RANK	GAMES	SCHEDULE	OF SCHEDULE	RPI	RPI	RPI	RPI
DIV. I ONLY	5- 8	231	4-6	227	242	264	264	13	13	
DIV. I NON-CONF.	4- 5	195	3-3	214	244	226	226	14	14	
TOTALS	RPI 1-25	RPI 26-50	W-L RECORDS	RPI 51-100	RPI 101-150	RPI 150+				
5- 8	0- 1	1- 0	OVERALL	0- 2	1- 1	3- 4				
4- 2	0- 0	1- 0	HOME	0- 0	1- 1	2- 1				
1- 4	0- 0	0- 0	AWAY	0- 1	0- 0	1- 3				
0- 2	0- 1	0- 0	NEUTRAL	0- 1	0- 0	0- 0				
4- 5	0- 1	0- 0	NON-CONFERENCE	0- 2	1- 1	3- 1				
3- 1	0- 0	0- 0	HOME	0- 0	1- 1	2- 0				
1- 2	0- 0	0- 0	AWAY	0- 1	0- 0	1- 1				
0- 2	0- 1	0- 0	NEUTRAL	0- 1	0- 0	0- 0				
1- 3	0- 0	1- 0	CONFERENCE	0- 0	0- 0	0- 3				
1- 1	0- 0	1- 0	HOME	0- 0	0- 0	0- 1				
0- 2	0- 0	0- 0	AWAY	0- 0	0- 0	0- 2				
0- 0	0- 0	0- 0	NEUTRAL	0- 0	0- 0	0- 0				

RPI 1-25				RPI 26-50				RPI 51-100				RPI 101+ Team's RPI: 264			
RPI	S	Opponent	Score	RPI	S	Opponent	Score	RPI	S	Opponent	Score	RPI	S	Opponent	Score
21	N	NC State	65 76	47	H	Western Ky.	61 54	60	N	Texas	57 63	115	H	UT Arlington	49 68
								74	A	CSU Bakersfield	52 61	128	H	Louisiana	69 66
												189	A	Fla. Atlantic	78 84
												202	A	Hawaii	66 60
												284	H	Marshall	59 68
												292	A	Utah St.	55 66
												310	A	FIU	56 58
												329	H	Alcorn	67 31
												349	H	La.-Monroe	63 51
LAST 10 Division I															
189	A	Fla. Atlantic	78 84	292	A	Utah St.	55 66								
310	A	FIU	56 58	128	H	Louisiana	69 66								
284	H	Marshall	59 68	21	N	NC State	65 76								
47	H	Western Ky.	61 54	60	N	Texas	57 63								
349	H	La.-Monroe	63 51	202	A	Hawaii	66 60								

Non-Div I Games: Mid-Amer. Christian59 61 Xavier (LA) 68 31 Tex. A&M-Texarkana 114 54

North Texas

Loss, Non-Conf, S Site, H Home A Away N Neutral

Northeastern

Through Games Of Jan. 15, 2020

Average RPI Win:	269	WON-LOST	WINNING	LAST 10	STRENGTH OF	OPP. STRENGTH	TEAM	ADJ.	CONF.	ADJ CONF.
Average RPI Loss:	79	RECORD	PCT. RANK	GAMES	SCHEDULE	OF SCHEDULE	RPI	RPI	RPI	RPI
DIV. I ONLY	6- 8	212	6-4	149	149	182	182	14	14	
DIV. I NON-CONF.	4- 7	225	4-3	103	135	173	173	13	13	
TOTALS	RPI 1-25	RPI 26-50	W-L RECORDS	RPI 51-100	RPI 101-150	RPI 150+				
6- 8	0- 1	0- 2	OVERALL	0- 3	1- 1	5- 1				
3- 3	0- 0	0- 1	HOME	0- 2	0- 0	3- 0				
3- 5	0- 1	0- 1	AWAY	0- 1	1- 1	2- 1				
0- 0	0- 0	0- 0	NEUTRAL	0- 0	0- 0	0- 0				
4- 7	0- 1	0- 2	NON-CONFERENCE	0- 2	1- 1	3- 1				
2- 3	0- 0	0- 1	HOME	0- 2	0- 0	2- 0				
2- 4	0- 1	0- 1	AWAY	0- 0	1- 1	1- 1				
0- 0	0- 0	0- 0	NEUTRAL	0- 0	0- 0	0- 0				
2- 1	0- 0	0- 0	CONFERENCE	0- 1	0- 0	2- 0				
1- 0	0- 0	0- 0	HOME	0- 0	0- 0	1- 0				
1- 1	0- 0	0- 0	AWAY	0- 1	0- 0	1- 0				
0- 0	0- 0	0- 0	NEUTRAL	0- 0	0- 0	0- 0				

RPI 1-25				RPI 26-50				RPI 51-100				RPI 101+ Team's RPI: 182			
RPI	S	Opponent	Score	RPI	S	Opponent	Score	RPI	S	Opponent	Score	RPI	S	Opponent	Score
13	A	Oregon	47 89	26	A	Central Mich.	63 79	51	H	Yale	63 78	129	A	Fordham	58 74
				43	H	South Dakota	76 80	81	A	Drexel	41 50	145	A	Harvard	46 44
								95	H	Dayton	60 71	192	A	Boston U.	56 72
												244	A	Delaware	72 62
												252	A	Maine	66 58
												315	H	North Dakota St.	72 61
												318	H	Hofstra	74 51
												339	H	Hartford	60 47
LAST 10 Division I															
244	A	Delaware	72 62	339	H	Hartford	60 47	145	A	Harvard	46 44				
81	A	Drexel	41 50	315	H	North Dakota St.	72 61	26	A	Central Mich.	63 79				
318	H	Hofstra	74 51	51	H	Yale	63 78								
192	A	Boston U.	56 72												
252	A	Maine	66 58												

Non-Div I Games:

Northeastern

■ Loss,
 ■ Non-Conf, S Site,
 ■ Home
 ■ Away
 N Neutral

Average RPI Win:	291	WON-LOST	WINNING	LAST 10	STRENGTH OF	OPP. STRENGTH	TEAM	ADJ.	CONF.	ADJ CONF.
Average RPI Loss:	154	RECORD	PCT. RANK	GAMES	SCHEDULE	OF SCHEDULE	RPI	RPI	RPI	RPI
DIV. I ONLY	6- 8	212	5-5	256	300	237	237	20	20	
DIV. I NON-CONF.	3- 6	235	2-3	158	302	222	222	17	17	
TOTALS	RPI 1-25	RPI 26-50	W-L RECORDS	RPI 51-100	RPI 101-150	RPI 150+				
6- 8	0- 1	0- 0	OVERALL	0- 0	0- 3	6- 4				
2- 3	0- 0	0- 0	HOME	0- 0	0- 1	2- 2				
3- 4	0- 0	0- 0	AWAY	0- 0	0- 2	3- 2				
1- 1	0- 1	0- 0	NEUTRAL	0- 0	0- 0	1- 0				
3- 6	0- 1	0- 0	NON-CONFERENCE	0- 0	0- 2	3- 3				
1- 1	0- 0	0- 0	HOME	0- 0	0- 0	1- 1				
1- 4	0- 0	0- 0	AWAY	0- 0	0- 2	1- 2				
1- 1	0- 1	0- 0	NEUTRAL	0- 0	0- 0	1- 0				
3- 2	0- 0	0- 0	CONFERENCE	0- 0	0- 1	3- 1				
1- 2	0- 0	0- 0	HOME	0- 0	0- 1	1- 1				
2- 0	0- 0	0- 0	AWAY	0- 0	0- 0	2- 0				
0- 0	0- 0	0- 0	NEUTRAL	0- 0	0- 0	0- 0				

RPI S	Opponent	Score	RPI S	Opponent	Score	RPI S	Opponent	Score	RPI S	Opponent	Score	Team's RPI: 237
5 N	Oregon St.	57 91							106 A	Fresno St.	66 83	
									110 H	Montana St.	64 72	
									142 A	Rice	57 71	
									165 A	New Mexico	76 83	
									167 N	San Jose St.	67 64	
									171 H	Montana	71 79	
									228 H	UC Davis	61 71	
									290 A	Idaho St.	70 59	
									298 A	Weber St.	88 82	
									304 A	California Baptist	79 98	
									306 A	Houston Baptist	79 62	
									337 H	Seattle U	88 80	
									345 H	Sacramento St.	114 107	
LAST 10 Division I												
290 A	Idaho St.	70 59	167 N	San Jose St.	67 64							
345 H	Sacramento St.	114 107	5 N	Oregon St.	57 91							
298 A	Weber St.	88 82	228 H	UC Davis	61 71							
110 H	Montana St.	64 72	306 A	Houston Baptist	79 62							
171 H	Montana	71 79	142 A	Rice	57 71							

Non-Div I Games:

Northern Ariz.

■ Loss,
 ■ Non-Conf, S Site,
 ■ Home
 ■ Away
 N Neutral

Average RPI Win:	219	WON-LOST	WINNING	LAST 10	STRENGTH OF	OPP. STRENGTH	TEAM	ADJ.	CONF.	ADJ CONF.
Average RPI Loss:	170	RECORD	PCT. RANK	GAMES	SCHEDULE	OF SCHEDULE	RPI	RPI	RPI	RPI
DIV. I ONLY	6- 7	200	6-4	225	130	185	185	20	20	
DIV. I NON-CONF.	4- 5	195	4-2	223	100	170	170	17	17	
TOTALS	RPI 1-25	RPI 26-50	W-L RECORDS	RPI 51-100	RPI 101-150	RPI 150+				
6- 7	0- 2	0- 0	OVERALL	0- 0	0- 1	6- 4				
2- 3	0- 0	0- 0	HOME	0- 0	0- 0	2- 3				
4- 4	0- 2	0- 0	AWAY	0- 0	0- 1	4- 1				
0- 0	0- 0	0- 0	NEUTRAL	0- 0	0- 0	0- 0				
4- 5	0- 2	0- 0	NON-CONFERENCE	0- 0	0- 0	4- 3				
1- 2	0- 0	0- 0	HOME	0- 0	0- 0	1- 2				
3- 3	0- 2	0- 0	AWAY	0- 0	0- 0	3- 1				
0- 0	0- 0	0- 0	NEUTRAL	0- 0	0- 0	0- 0				
2- 2	0- 0	0- 0	CONFERENCE	0- 0	0- 1	2- 1				
1- 1	0- 0	0- 0	HOME	0- 0	0- 0	1- 1				
1- 1	0- 0	0- 0	AWAY	0- 0	0- 1	1- 0				
0- 0	0- 0	0- 0	NEUTRAL	0- 0	0- 0	0- 0				

RPI	S	Opponent	Score	RPI	S	Opponent	Score	RPI	S	Opponent	Score	RPI	S	Opponent	Score	Team's RPI: 185
6	A	UCLA	58 92									110	A	Montana St.	58 91	
8	A	Stanford	36 90									171	A	Montana	67 58	
												188	H	Portland St.	77 58	
												208	A	SMU	61 52	
												215	H	San Francisco	83 90	
												217	A	Chattanooga	59 42	
												223	A	Wyoming	46 44	
												258	H	Colorado St.	58 75	
												293	A	Denver	55 74	
												298	H	Weber St.	60 65	
												307	H	Air Force	72 62	
LAST 10 Division I																
298	H	Weber St.	60 65	293	A	Denver	55 74									
171	A	Montana	67 58	217	A	Chattanooga	59 42									
110	A	Montana St.	58 91	6	A	UCLA	58 92									
188	H	Portland St.	77 58	307	H	Air Force	72 62									
223	A	Wyoming	46 44	208	A	SMU	61 52									

Non-Div I Games:

Northern Colo.

Average RPI Win:	245	WON-LOST	WINNING	LAST 10	STRENGTH OF	OPP. STRENGTH	TEAM	ADJ.	CONF.	ADJ CONF.
Average RPI Loss:	112	RECORD	PCT. RANK	GAMES	SCHEDULE	OF SCHEDULE	RPI	RPI	RPI	RPI
DIV. I ONLY	4- 11	283	2-8	104	203	221	221	10	10	
DIV. I NON-CONF.	4- 7	225	2-4	93	237	172	172	10	10	
TOTALS	RPI 1-25	RPI 26-50	W-L RECORDS	RPI 51-100	RPI 101-150	RPI 150+				
4- 11	0- 1	0- 2	OVERALL	0- 3	0- 2	4- 3				
1- 5	0- 1	0- 0	HOME	0- 1	0- 2	1- 1				
2- 5	0- 0	0- 1	AWAY	0- 2	0- 0	2- 2				
1- 1	0- 0	0- 1	NEUTRAL	0- 0	0- 0	1- 0				
4- 7	0- 1	0- 2	NON-CONFERENCE	0- 2	0- 1	4- 1				
1- 3	0- 1	0- 0	HOME	0- 1	0- 1	1- 0				
2- 3	0- 0	0- 1	AWAY	0- 1	0- 0	2- 1				
1- 1	0- 0	0- 1	NEUTRAL	0- 0	0- 0	1- 0				
0- 4	0- 0	0- 0	CONFERENCE	0- 1	0- 1	0- 2				
0- 2	0- 0	0- 0	HOME	0- 0	0- 1	0- 1				
0- 2	0- 0	0- 0	AWAY	0- 1	0- 0	0- 1				
0- 0	0- 0	0- 0	NEUTRAL	0- 0	0- 0	0- 0				

RPI 1-25				RPI 26-50				RPI 51-100				RPI 101+ Team's RPI: 221			
RPI	S	Opponent	Score	RPI	S	Opponent	Score	RPI	S	Opponent	Score	RPI	S	Opponent	Score
22	H	Drake	49 73	28	A	Purdue	63 68	82	A	Illinois St.	66 69	116	H	Kent St.	71 79
				43	N	South Dakota	48 91	88	A	Ohio	67 87	145	H	Harvard	53 59
								92	H	Southern Ill.	61 80	163	N	Tennessee Tech	82 74
												164	H	Toledo	51 63
												178	A	Miami (OH)	64 66
												242	H	Eastern Ill.	61 48
												258	A	Colorado St.	80 75
												272	A	Milwaukee	65 78
												315	A	North Dakota St.	74 68
LAST 10 Division I															
				116	H	Kent St.	71 79	92	H	Southern Ill.	61 80				
				164	H	Toledo	51 63	242	H	Eastern Ill.	61 48				
				178	A	Miami (OH)	64 66	272	A	Milwaukee	65 78				
				88	A	Ohio	67 87	43	N	South Dakota	48 91				
				22	H	Drake	49 73	163	N	Tennessee Tech	82 74				

Non-Div I Games:

Northern Ill.

■ Loss,
 ■ Non-Conf, S Site,
 ■ Home
 ■ Away
 N Neutral

Average RPI Win:	275	WON-LOST	WINNING	LAST 10	STRENGTH OF	OPP. STRENGTH	TEAM	ADJ.	CONF.	ADJ CONF.
Average RPI Loss:	138	RECORD	PCT. RANK	GAMES	SCHEDULE	OF SCHEDULE	RPI	RPI	RPI	RPI
DIV. I ONLY	9- 8	164	6-4	298	181	213	213	17	17	
DIV. I NON-CONF.	6- 5	151	3-1	319	145	233	233	18	18	
TOTALS	RPI 1-25	RPI 26-50	W-L RECORDS	RPI 51-100	RPI 101-150	RPI 150+				
9- 8	0- 1	0- 0	OVERALL	0- 3	0- 0	9- 4				
4- 3	0- 1	0- 0	HOME	0- 1	0- 0	4- 1				
4- 5	0- 0	0- 0	AWAY	0- 2	0- 0	4- 3				
1- 0	0- 0	0- 0	NEUTRAL	0- 0	0- 0	1- 0				
6- 5	0- 1	0- 0	NON-CONFERENCE	0- 2	0- 0	6- 2				
3- 2	0- 1	0- 0	HOME	0- 1	0- 0	3- 0				
2- 3	0- 0	0- 0	AWAY	0- 1	0- 0	2- 2				
1- 0	0- 0	0- 0	NEUTRAL	0- 0	0- 0	1- 0				
3- 3	0- 0	0- 0	CONFERENCE	0- 1	0- 0	3- 2				
1- 1	0- 0	0- 0	HOME	0- 0	0- 0	1- 1				
2- 2	0- 0	0- 0	AWAY	0- 1	0- 0	2- 1				
0- 0	0- 0	0- 0	NEUTRAL	0- 0	0- 0	0- 0				

RPI	S	Opponent	Score	RPI	S	Opponent	Score	RPI	S	Opponent	Score	RPI	S	Opponent	Score	Team's RPI: 213
3	H	Louisville	57 85					62	A	IUPUI	61 89	158	H	Cleveland St.	68 73	
								90	A	Belmont	45 62	162	A	Green Bay	44 65	
								94	H	Saint Louis	42 67	183	H	Youngstown St.	75 56	
												234	H	Central Ark.	72 56	
												255	H	Omaha	57 40	
												267	A	Lipscomb	69 71	
												271	A	Eastern Ky.	62 69	
												272	A	Milwaukee	61 49	
												278	A	Indiana St.	70 68	
												300	H	Wofford	80 72	
												309	N	Jacksonville St.	66 63	
												310	A	FIU	67 45	
												333	A	UIC	88 46	
LAST 10 Division I																
333	A	UIC	88 46	162	A	Green Bay	44 65	300	H	Wofford	80 72					
62	A	IUPUI	61 89	278	A	Indiana St.	70 68	3	H	Louisville	57 85					
158	H	Cleveland St.	68 73					310	A	FIU	67 45					
183	H	Youngstown St.	75 56													
272	A	Milwaukee	61 49													

Non-Div I Games:

Northern Ky.

■ Loss,
 ■ Non-Conf, S Site,
 ■ Home
 ■ Away
 N Neutral

Northwestern

Through Games Of Jan. 15, 2020

Average RPI Win:	124	WON-LOST	WINNING	LAST 10	STRENGTH OF	OPP. STRENGTH	TEAM	ADJ.	CONF.	ADJ CONF.
Average RPI Loss:	11	RECORD	PCT. RANK	GAMES	SCHEDULE	OF SCHEDULE	RPI	RPI	RPI	RPI
DIV. I ONLY	14- 2	15	9-1	30	13	17	17	2	2	
DIV. I NON-CONF.	10- 1	19	5-0	101	30	24	24	2	2	
TOTALS	RPI 1-25	RPI 26-50	W-L RECORDS	RPI 51-100	RPI 101-150	RPI 150+				
14- 2	1- 2	3- 0	OVERALL	1- 0	4- 0	5- 0				
8- 2	1- 2	1- 0	HOME	0- 0	3- 0	3- 0				
4- 0	0- 0	2- 0	AWAY	1- 0	1- 0	0- 0				
2- 0	0- 0	0- 0	NEUTRAL	0- 0	0- 0	2- 0				
10- 1	0- 1	2- 0	NON-CONFERENCE	0- 0	3- 0	5- 0				
6- 1	0- 1	0- 0	HOME	0- 0	3- 0	3- 0				
2- 0	0- 0	2- 0	AWAY	0- 0	0- 0	0- 0				
2- 0	0- 0	0- 0	NEUTRAL	0- 0	0- 0	2- 0				
4- 1	1- 1	1- 0	CONFERENCE	1- 0	1- 0	0- 0				
2- 1	1- 1	1- 0	HOME	0- 0	0- 0	0- 0				
2- 0	0- 0	0- 0	AWAY	1- 0	1- 0	0- 0				
0- 0	0- 0	0- 0	NEUTRAL	0- 0	0- 0	0- 0				

RPI	S	Opponent	Score	RPI	S	Opponent	Score	RPI	S	Opponent	Score	RPI	S	Opponent	Score
10	H	Iowa	51 77	28	H	Purdue	61 56	56	A	Minnesota	56 54	102	H	Boston College	66 63
11	H	DePaul	68 70	33	A	Marquette	64 56					108	H	Colgate	73 44
24	H	Maryland	81 58	42	A	Duke	63 42					115	H	UT Arlington	74 47
												125	A	Illinois	77 50
												154	H	Dartmouth	79 37
												175	H	Valparaiso	69 48
												231	N	Xavier	79 59
												257	N	East Carolina	64 45
												283	H	Loyola Maryland	67 46
LAST 10 Division I															
28	H	Purdue	61 56	231	N	Xavier	79 59								
56	A	Minnesota	56 54	257	N	East Carolina	64 45								
10	H	Iowa	51 77	115	H	UT Arlington	74 47								
24	H	Maryland	81 58	154	H	Dartmouth	79 37								
125	A	Illinois	77 50	102	H	Boston College	66 63								

Non-Div I Games:

Northwestern

■ Loss,
 ■ Non-Conf, S Site,
 ■ Home
 ■ Away
 N Neutral

KORNWALLS DIV.				THROUGH GAMES OF SUN. 10/ 10/10						
Average RPI Win:	310	WON-LOST	WINNING	LAST 10	STRENGTH OF	OPP. STRENGTH	TEAM	ADJ.	CONF.	ADJ CONF.
Average RPI Loss:	200	RECORD	PCT. RANK	GAMES	SCHEDULE	OF SCHEDULE	RPI	RPI	RPI	RPI
DIV. I ONLY	3- 10	300	3-7	327	326	344	344	25	25	
DIV. I NON-CONF.	1- 5	313	1-2	248	293	326	326	23	23	
TOTALS	RPI 1-25	RPI 26-50	W-L RECORDS	RPI 51-100	RPI 101-150	RPI 150+				
3- 10	0- 0	0- 1	OVERALL	0- 1	0- 1	3- 7				
3- 4	0- 0	0- 0	HOME	0- 0	0- 1	3- 3				
0- 6	0- 0	0- 1	AWAY	0- 1	0- 0	0- 4				
0- 0	0- 0	0- 0	NEUTRAL	0- 0	0- 0	0- 0				
1- 5	0- 0	0- 1	NON-CONFERENCE	0- 1	0- 0	1- 3				
1- 1	0- 0	0- 0	HOME	0- 0	0- 0	1- 1				
0- 4	0- 0	0- 1	AWAY	0- 1	0- 0	0- 2				
0- 0	0- 0	0- 0	NEUTRAL	0- 0	0- 0	0- 0				
2- 5	0- 0	0- 0	CONFERENCE	0- 0	0- 1	2- 4				
2- 3	0- 0	0- 0	HOME	0- 0	0- 1	2- 2				
0- 2	0- 0	0- 0	AWAY	0- 0	0- 0	0- 2				
0- 0	0- 0	0- 0	NEUTRAL	0- 0	0- 0	0- 0				

RPI 1-25				RPI 26-50				RPI 51-100				RPI 101+				Team's RPI: 344			
RPI	S	Opponent	Score	RPI	S	Opponent	Score	RPI	S	Opponent	Score	RPI	S	Opponent	Score				
				46	A	Arkansas	39 99					60	A	Texas	49 91	133	H	Sam Houston St.	69 79
																177	H	Jackson St.	49 66
																187	A	Lamar University	58 61
																190	H	A&M-Corpus Christi	59 72
																195	A	Texas Tech	49 79
																297	H	Nicholls St.	58 54
																306	H	Houston Baptist	69 60
																320	A	McNeese	51 61
																327	H	Grambling	65 61
																341	H	Incarnate Word	67 69
																349	A	La.-Monroe	54 63
LAST 10 Division I																			
				297	H	Nicholls St.	58 54	60	A	Texas	49 91								
				320	A	McNeese	51 61	187	A	Lamar University	58 61								
				341	H	Incarnate Word	67 69	133	H	Sam Houston St.	69 79								
				306	H	Houston Baptist	69 60	46	A	Arkansas	39 99								
				190	H	A&M-Corpus Christi	59 72	327	H	Grambling	65 61								

Northwestern St.

■ Loss, ■ Non-Conf, S Site, H Home A Away N Neutral

Notre Dame

Through Games Of Jan. 15, 2020

Average RPI Win: 168	WON-LOST	WINNING	LAST 10	STRENGTH OF	OPP. STRENGTH	TEAM	ADJ.	CONF.	ADJ CONF.
Average RPI Loss: 68	RECORD	PCT. RANK	GAMES	SCHEDULE	OF SCHEDULE	RPI	RPI	RPI	RPI
DIV. I ONLY	6- 11	249	2-8	17	47	122	122	3	3
DIV. I NON-CONF.	5- 7	205	1-4	5	36	70	70	3	3
TOTALS	RPI 1-25	RPI 26-50	W-L RECORDS	RPI 51-100	RPI 101-150	RPI 150+			
6- 11	0- 3	0- 1	OVERALL	2- 4	1- 2	3- 1			
2- 7	0- 2	0- 0	HOME	0- 2	0- 2	2- 1			
3- 2	0- 1	0- 0	AWAY	1- 1	1- 0	1- 0			
1- 2	0- 0	0- 1	NEUTRAL	1- 1	0- 0	0- 0			
5- 7	0- 2	0- 1	NON-CONFERENCE	2- 3	1- 1	2- 0			
2- 4	0- 1	0- 0	HOME	0- 2	0- 1	2- 0			
2- 1	0- 1	0- 0	AWAY	1- 0	1- 0	0- 0			
1- 2	0- 0	0- 1	NEUTRAL	1- 1	0- 0	0- 0			
1- 4	0- 1	0- 0	CONFERENCE	0- 1	0- 1	1- 1			
0- 3	0- 1	0- 0	HOME	0- 0	0- 1	0- 1			
1- 1	0- 0	0- 0	AWAY	0- 1	0- 0	1- 0			
0- 0	0- 0	0- 0	NEUTRAL	0- 0	0- 0	0- 0			

RPI S	Opponent	Score	RPI S	Opponent	Score	RPI S	Opponent	Score	RPI S	Opponent	Score	Team's RPI: 122
4	A UConn	57 81	36	N FGCU	60 69	56	H Minnesota	67 75	102	H Boston College	65 75	
11	H DePaul	94 105				59	A Michigan	76 72	103	H Michigan St.	69 72	
21	H NC State	56 90				73	A Syracuse	63 74	129	A Fordham	60 55	
						75	N South Fla.	67 51	164	H Toledo	54 51	
						77	H Tennessee	63 74	170	H Clemson	55 71	
						91	N South Dakota St.	59 65	283	H Loyola Maryland	84 60	
									295	A Pittsburgh	60 52	
LAST 10 Division I												
21	H NC State	56 90	11	H DePaul	94 105							
102	H Boston College	65 75	4	A UConn	57 81							
73	A Syracuse	63 74	56	H Minnesota	67 75							
295	A Pittsburgh	60 52	75	N South Fla.	67 51							
170	H Clemson	55 71	91	N South Dakota St.	59 65							

Non-Div I Games:

Notre Dame

Loss, Non-Conf, S Site, H Home A Away N Neutral

Average RPI Win:	287	WON-LOST	WINNING	LAST 10	STRENGTH OF	OPP. STRENGTH	TEAM	ADJ.	CONF.	ADJ CONF.
Average RPI Loss:	152	RECORD	PCT. RANK	GAMES	SCHEDULE	OF SCHEDULE	RPI	RPI	RPI	RPI
DIV. I ONLY	6- 8	212	5-5	331	173	270	270	17	17	
DIV. I NON-CONF.	3- 6	235	2-3	298	201	273	273	18	18	
TOTALS	RPI 1-25	RPI 26-50	W-L RECORDS	RPI 51-100	RPI 101-150	RPI 150+				
6- 8	0- 0	0- 1	OVERALL	0- 2	0- 2	6- 3				
2- 2	0- 0	0- 1	HOME	0- 0	0- 1	2- 0				
3- 6	0- 0	0- 0	AWAY	0- 2	0- 1	3- 3				
1- 0	0- 0	0- 0	NEUTRAL	0- 0	0- 0	1- 0				
3- 6	0- 0	0- 1	NON-CONFERENCE	0- 1	0- 2	3- 2				
0- 2	0- 0	0- 1	HOME	0- 0	0- 1	0- 0				
2- 4	0- 0	0- 0	AWAY	0- 1	0- 1	2- 2				
1- 0	0- 0	0- 0	NEUTRAL	0- 0	0- 0	1- 0				
3- 2	0- 0	0- 0	CONFERENCE	0- 1	0- 0	3- 1				
2- 0	0- 0	0- 0	HOME	0- 0	0- 0	2- 0				
1- 2	0- 0	0- 0	AWAY	0- 1	0- 0	1- 1				
0- 0	0- 0	0- 0	NEUTRAL	0- 0	0- 0	0- 0				

RPI 1-25				RPI 26-50				RPI 51-100				RPI 101+				Team's RPI: 270	
RPI	S	Opponent	Score	RPI	S	Opponent	Score	RPI	S	Opponent	Score	RPI	S	Opponent	Score		
				26	H	Central Mich.	47 65	59	A	Michigan	64 79	103	A	Michigan St.	56 76		
								62	A	IUPUI	41 76	112	H	Bradley	58 74		
												162	H	Green Bay	93 88		
												248	A	Niagara	63 77		
												272	H	Milwaukee	78 62		
												274	A	St. Bonaventure	66 80		
												309	N	Jacksonville St.	61 55		
												310	A	FIU	58 49		
												322	A	Detroit Mercy	71 57		
												333	A	UIC	64 70		
												348	A	Chicago St.	98 70		
LAST 10 Division I																	
				272	H	Milwaukee	78 62	26	H	Central Mich.	47 65						
				162	H	Green Bay	93 88	274	A	St. Bonaventure	66 80						
				333	A	UIC	64 70	59	A	Michigan	64 79						
				62	A	IUPUI	41 76	309	N	Jacksonville St.	61 55						
				322	A	Detroit Mercy	71 57	310	A	FIU	58 49						

Non-Div I Games: Lourdes 72 53 Concordia (MI) 76 42

Oakland

Loss, Non-Conf, S Site, H Home A Away N Neutral

Average RPI Win:	192	WON-LOST	WINNING	LAST 10	STRENGTH OF	OPP. STRENGTH	TEAM	ADJ.	CONF.	ADJ CONF.
Average RPI Loss:	76	RECORD	PCT. RANK	GAMES	SCHEDULE	OF SCHEDULE	RPI	RPI	RPI	RPI
DIV. I ONLY	9- 6	123	5-5	137	75	88	88	10	10	
DIV. I NON-CONF.	7- 4	100	3-3	185	67	92	92	10	10	
TOTALS	RPI 1-25	RPI 26-50	W-L RECORDS	RPI 51-100	RPI 101-150	RPI 150+				
9- 6	0- 0	1- 2	OVERALL	2- 2	0- 2	6- 0				
5- 1	0- 0	0- 1	HOME	1- 0	0- 0	4- 0				
3- 4	0- 0	1- 1	AWAY	1- 2	0- 1	1- 0				
1- 1	0- 0	0- 0	NEUTRAL	0- 0	0- 1	1- 0				
7- 4	0- 0	1- 1	NON-CONFERENCE	1- 2	0- 1	5- 0				
4- 0	0- 0	0- 0	HOME	1- 0	0- 0	3- 0				
2- 3	0- 0	1- 1	AWAY	0- 2	0- 0	1- 0				
1- 1	0- 0	0- 0	NEUTRAL	0- 0	0- 1	1- 0				
2- 2	0- 0	0- 1	CONFERENCE	1- 0	0- 1	1- 0				
1- 1	0- 0	0- 1	HOME	0- 0	0- 0	1- 0				
1- 1	0- 0	0- 0	AWAY	1- 0	0- 1	0- 0				
0- 0	0- 0	0- 0	NEUTRAL	0- 0	0- 0	0- 0				

RPI 1-25				RPI 26-50				RPI 51-100				Team's RPI: 88	RPI 101+			
RPI	S	Opponent	Score	RPI	S	Opponent	Score	RPI	S	Opponent	Score		RPI	S	Opponent	Score
				26	H	Central Mich.	71 73	60	A	Texas	60 73		126	A	Western Mich.	72 73
				29	A	Ohio St.	74 68	62	H	IUPUI	70 64		141	N	Butler	55 60
				31	A	TCU	72 79	73	A	Syracuse	54 66		195	H	American	81 69
								80	A	Buffalo	76 65		217	A	Chattanooga	70 58
													221	H	Northern Ill.	87 67
													284	H	Marshall	67 51
													295	N	Pittsburgh	72 50
													341	H	Incarnate Word	78 41
LAST 10 Division I																
				126	A	Western Mich.	72 73	60	A	Texas	60 73					
				80	A	Buffalo	76 65	31	A	TCU	72 79					
				26	H	Central Mich.	71 73	62	H	IUPUI	70 64					
				221	H	Northern Ill.	87 67	141	N	Butler	55 60					
				217	A	Chattanooga	70 58	295	N	Pittsburgh	72 50					

Non-Div I Games:

Ohio

■ Loss,
 ■ Non-Conf, S Site,
 ■ Home
 ■ Away
 N Neutral

Average RPI Win:	138	WON-LOST	WINNING	LAST 10	STRENGTH OF	OPP. STRENGTH	TEAM	ADJ.	CONF.	ADJ CONF.
Average RPI Loss:	33	RECORD	PCT. RANK	GAMES	SCHEDULE	OF SCHEDULE	RPI	RPI	RPI	RPI
DIV. I ONLY	10- 6	102	7-3	7	69	29	29	2	2	
DIV. I NON-CONF.	7- 4	100	4-1	4	114	21	21	2	2	
TOTALS	RPI 1-25	RPI 26-50	W-L RECORDS	RPI 51-100	RPI 101-150	RPI 150+				
10- 6	1- 3	1- 2	OVERALL	2- 1	2- 0	4- 0				
4- 3	1- 1	0- 1	HOME	1- 1	0- 0	2- 0				
4- 2	0- 2	0- 0	AWAY	1- 0	2- 0	1- 0				
2- 1	0- 0	1- 1	NEUTRAL	0- 0	0- 0	1- 0				
7- 4	1- 2	1- 1	NON-CONFERENCE	0- 1	2- 0	3- 0				
2- 2	1- 1	0- 0	HOME	0- 1	0- 0	1- 0				
3- 1	0- 1	0- 0	AWAY	0- 0	2- 0	1- 0				
2- 1	0- 0	1- 1	NEUTRAL	0- 0	0- 0	1- 0				
3- 2	0- 1	0- 1	CONFERENCE	2- 0	0- 0	1- 0				
2- 1	0- 0	0- 1	HOME	1- 0	0- 0	1- 0				
1- 1	0- 1	0- 0	AWAY	1- 0	0- 0	0- 0				
0- 0	0- 0	0- 0	NEUTRAL	0- 0	0- 0	0- 0				

RPI 1-25				RPI 26-50				Team's RPI: 29		RPI 51-100				RPI 101+			
RPI	S	Opponent	Score	RPI	S	Opponent	Score		RPI	S	Opponent	Score	RPI	S	Opponent	Score	
3	H	Louisville	67 60	28	H	Purdue	50 66		56	A	Minnesota	66 63	116	A	Kent St.	75 65	
4	H	UConn	62 73	37	N	UNI	64 46		59	H	Michigan	78 69	117	A	Cincinnati	78 73	
8	A	Stanford	52 71	43	N	South Dakota	53 68		88	H	Ohio	68 74	175	N	Valparaiso	89 38	
24	A	Maryland	62 72										209	H	Penn St.	80 70	
													262	H	Radford	70 57	
													345	A	Sacramento St.	104 74	
LAST 10 Division I																	
209	H	Penn St.	80 70	345	A	Sacramento St.	104 74		8	A	Stanford	52 71					
59	H	Michigan	78 69	262	H	Radford	70 57		3	H	Louisville	67 60					
24	A	Maryland	62 72	37	N	UNI	64 46										
56	A	Minnesota	66 63														
28	H	Purdue	50 66														

Non-Div I Games:

Ohio St.

■ Loss,
 ■ Non-Conf, S Site,
 ■ Home
 ■ Away
 N Neutral

Average RPI Win:	109	WON-LOST	WINNING	LAST 10	STRENGTH OF	OPP. STRENGTH	TEAM	ADJ.	CONF.	ADJ CONF.
Average RPI Loss:	56	RECORD	PCT. RANK	GAMES	SCHEDULE	OF SCHEDULE	RPI	RPI	RPI	RPI
DIV. I ONLY	10- 6	102	6-4	3	57	23	23	4	4	
DIV. I NON-CONF.	7- 5	130	3-3	8	69	51	51	4	4	
TOTALS	RPI 1-25	RPI 26-50	W-L RECORDS	RPI 51-100	RPI 101-150	RPI 150+				
10- 6	1- 3	3- 1	OVERALL	1- 0	3- 2	2- 0				
8- 2	1- 2	1- 0	HOME	1- 0	3- 0	2- 0				
2- 3	0- 0	2- 1	AWAY	0- 0	0- 2	0- 0				
0- 1	0- 1	0- 0	NEUTRAL	0- 0	0- 0	0- 0				
7- 5	1- 2	1- 1	NON-CONFERENCE	0- 0	3- 2	2- 0				
7- 1	1- 1	1- 0	HOME	0- 0	3- 0	2- 0				
0- 3	0- 0	0- 1	AWAY	0- 0	0- 2	0- 0				
0- 1	0- 1	0- 0	NEUTRAL	0- 0	0- 0	0- 0				
3- 1	0- 1	2- 0	CONFERENCE	1- 0	0- 0	0- 0				
1- 1	0- 1	0- 0	HOME	1- 0	0- 0	0- 0				
2- 0	0- 0	2- 0	AWAY	0- 0	0- 0	0- 0				
0- 0	0- 0	0- 0	NEUTRAL	0- 0	0- 0	0- 0				

RPI 1-25				RPI 26-50				RPI 51-100				RPI 101+			
RPI	S	Opponent	Score	RPI	S	Opponent	Score	RPI	S	Opponent	Score	RPI	S	Opponent	Score
1	H	Missouri St.	90 96	32	A	West Virginia	73 49	89	H	Iowa St.	81 72	118	H	Abilene Christian	78 65
4	N	UConn	53 97	34	H	LSU	90 68					133	H	Sam Houston St.	95 71
12	H	Baylor	56 77	41	A	Oklahoma St.	77 75					134	A	Houston	69 85
22	H	Drake	93 84	47	A	Western Ky.	63 74					139	A	Wichita St.	83 88
												148	H	SFA	75 62
												160	H	UAB	82 75
												308	H	Prairie View	94 48
LAST 10 Division I															
				32	A	West Virginia	73 49	22	H	Drake	93 84				
				89	H	Iowa St.	81 72	133	H	Sam Houston St.	95 71				
				41	A	Oklahoma St.	77 75	34	H	LSU	90 68				
				12	H	Baylor	56 77	47	A	Western Ky.	63 74				
				4	N	UConn	53 97	139	A	Wichita St.	83 88				

Non-Div I Games:

Oklahoma

■ Loss,
■ Non-Conf, S Site,
■ Home
■ Away
N Neutral

Average RPI Win:	174	WON-LOST	WINNING	LAST 10	STRENGTH OF	OPP. STRENGTH	TEAM	ADJ.	CONF.	ADJ CONF.
Average RPI Loss:	14	RECORD	PCT. RANK	GAMES	SCHEDULE	OF SCHEDULE	RPI	RPI	RPI	RPI
DIV. I ONLY	11- 5	72	6-4	26	58	41	41	4	4	
DIV. I NON-CONF.	9- 3	64	4-2	59	87	42	42	4	4	
TOTALS	RPI 1-25	RPI 26-50	W-L RECORDS	RPI 51-100	RPI 101-150	RPI 150+				
11- 5	0- 5	0- 0	OVERALL	1- 0	4- 0	6- 0				
8- 1	0- 1	0- 0	HOME	1- 0	3- 0	4- 0				
2- 2	0- 2	0- 0	AWAY	0- 0	0- 0	2- 0				
1- 2	0- 2	0- 0	NEUTRAL	0- 0	1- 0	0- 0				
9- 3	0- 3	0- 0	NON-CONFERENCE	0- 0	4- 0	5- 0				
7- 0	0- 0	0- 0	HOME	0- 0	3- 0	4- 0				
1- 1	0- 1	0- 0	AWAY	0- 0	0- 0	1- 0				
1- 2	0- 2	0- 0	NEUTRAL	0- 0	1- 0	0- 0				
2- 2	0- 2	0- 0	CONFERENCE	1- 0	0- 0	1- 0				
1- 1	0- 1	0- 0	HOME	1- 0	0- 0	0- 0				
1- 1	0- 1	0- 0	AWAY	0- 0	0- 0	1- 0				
0- 0	0- 0	0- 0	NEUTRAL	0- 0	0- 0	0- 0				

RPI 1-25				RPI 26-50				RPI 51-100				RPI 101+			
RPI	S	Opponent	Score	RPI	S	Opponent	Score	RPI	S	Opponent	Score	RPI	S	Opponent	Score
3	N	Louisville	48 69					67	H	Kansas	67 49	113	H	Duquesne	84 41
12	A	Baylor	48 94									115	N	UT Arlington	60 47
13	N	Oregon	72 89									120	H	Idaho	62 47
20	A	Texas A&M	62 74									142	H	Rice	69 38
23	H	Oklahoma	75 77									168	A	Kansas St.	70 63
												187	H	Lamar University	74 53
												216	A	Tulsa	78 48
												239	H	Oral Roberts	78 44
												260	H	Southern U.	72 59
												290	H	Idaho St.	70 52
LAST 10 Division I															
168	A	Kansas St.	70 63	239	H	Oral Roberts	78 44								
12	A	Baylor	48 94	260	H	Southern U.	72 59								
23	H	Oklahoma	75 77	20	A	Texas A&M	62 74								
67	H	Kansas	67 49	115	N	UT Arlington	60 47								
113	H	Duquesne	84 41	3	N	Louisville	48 69								

Non-Div I Games:

Oklahoma St.

Old Dominion

Through Games Of Jan. 15, 2020

Average RPI Win:	169	WON-LOST	WINNING	LAST 10	STRENGTH OF	OPP. STRENGTH	TEAM	ADJ.	CONF.	ADJ CONF.
Average RPI Loss:	107	RECORD	PCT. RANK	GAMES	SCHEDULE	OF SCHEDULE	RPI	RPI	RPI	RPI
DIV. I ONLY	12- 3	38	8-2	145	92	44	44	13	13	
DIV. I NON-CONF.	10- 2	30	6-1	201	134	50	50	14	14	
TOTALS	RPI 1-25	RPI 26-50	W-L RECORDS	RPI 51-100	RPI 101-150	RPI 150+				
12- 3	0- 0	2- 1	OVERALL	0- 0	5- 1	5- 1				
7- 0	0- 0	1- 0	HOME	0- 0	2- 0	4- 0				
4- 3	0- 0	1- 1	AWAY	0- 0	2- 1	1- 1				
1- 0	0- 0	0- 0	NEUTRAL	0- 0	1- 0	0- 0				
10- 2	0- 0	0- 1	NON-CONFERENCE	0- 0	5- 1	5- 0				
6- 0	0- 0	0- 0	HOME	0- 0	2- 0	4- 0				
3- 2	0- 0	0- 1	AWAY	0- 0	2- 1	1- 0				
1- 0	0- 0	0- 0	NEUTRAL	0- 0	1- 0	0- 0				
2- 1	0- 0	2- 0	CONFERENCE	0- 0	0- 0	0- 1				
1- 0	0- 0	1- 0	HOME	0- 0	0- 0	0- 0				
1- 1	0- 0	1- 0	AWAY	0- 0	0- 0	0- 1				
0- 0	0- 0	0- 0	NEUTRAL	0- 0	0- 0	0- 0				

RPI S	Opponent	Score	RPI S	Opponent	Score	RPI S	Opponent	Score	RPI S	Opponent	Score
27	A Virginia	53 56	48	H Charlotte	54 51	49	A Middle Tenn.	67 56	120	N Idaho	67 55
48	H Charlotte	54 51	49	A Middle Tenn.	67 56	123	H Richmond	73 51	132	H Campbell	59 44
49	A Middle Tenn.	67 56	120	N Idaho	67 55	135	A VCU	49 62	146	A William & Mary	69 58
			123	H Richmond	73 51	150	A Auburn	89 77	160	A UAB	65 76
			132	H Campbell	59 44	176	H Hampton	75 38	209	H Mt. St. Mary's	85 34
			135	A VCU	49 62	245	H Winthrop	68 44	302	H UMES	48 39
			146	A William & Mary	69 58	331	A Cal Poly	61 55			
			150	A Auburn	89 77						
			160	A UAB	65 76						
			176	H Hampton	75 38						
			209	H Mt. St. Mary's	85 34						
			245	H Winthrop	68 44						
			302	H UMES	48 39						
			331	A Cal Poly	61 55						

LAST 10 Division I

48	H Charlotte	54 51	123	H Richmond	73 51
160	A UAB	65 76	135	A VCU	49 62
49	A Middle Tenn.	67 56	302	H UMES	48 39
209	H Mt. St. Mary's	85 34	146	A William & Mary	69 58
176	H Hampton	75 38	120	N Idaho	67 55

Non-Div I Games:

Old Dominion

Loss, Non-Conf, S Site, H Home A Away N Neutral

Average RPI Win:	285	WON-LOST	WINNING	LAST 10	STRENGTH OF	OPP. STRENGTH	TEAM	ADJ.	CONF.	ADJ CONF.
Average RPI Loss:	130	RECORD	PCT. RANK	GAMES	SCHEDULE	OF SCHEDULE	RPI	RPI	RPI	RPI
DIV. I ONLY	7- 10	219	2-8	148	328	250	250	5	5	
DIV. I NON-CONF.	7- 6	161	2-4	280	349	290	290	5	5	
TOTALS	RPI 1-25	RPI 26-50	W-L RECORDS	RPI 51-100	RPI 101-150	RPI 150+				
7- 10	0- 1	0- 1	OVERALL	0- 3	1- 1	6- 4				
6- 5	0- 0	0- 0	HOME	0- 3	1- 1	5- 1				
0- 4	0- 1	0- 1	AWAY	0- 0	0- 0	0- 2				
1- 1	0- 0	0- 0	NEUTRAL	0- 0	0- 0	1- 1				
7- 6	0- 0	0- 0	NON-CONFERENCE	0- 1	1- 1	6- 4				
6- 3	0- 0	0- 0	HOME	0- 1	1- 1	5- 1				
0- 2	0- 0	0- 0	AWAY	0- 0	0- 0	0- 2				
1- 1	0- 0	0- 0	NEUTRAL	0- 0	0- 0	1- 1				
0- 4	0- 1	0- 1	CONFERENCE	0- 2	0- 0	0- 0				
0- 2	0- 0	0- 0	HOME	0- 2	0- 0	0- 0				
0- 2	0- 1	0- 1	AWAY	0- 0	0- 0	0- 0				
0- 0	0- 0	0- 0	NEUTRAL	0- 0	0- 0	0- 0				

RPI	S	Opponent	Score	RPI	S	Opponent	Score	RPI	S	Opponent	Score	RPI	S	Opponent	Score	Team's RPI: 250
20	A	Texas A&M	35 79	34	A	LSU	44 52	72	H	Georgia	51 58	128	H	Louisiana	42 53	
								77	H	Tennessee	28 84	133	H	Sam Houston St.	75 69	
								98	H	New Orleans	64 69	186	H	Southeast Mo. St.	53 70	
												194	A	Southern Miss.	53 59	
												195	A	Texas Tech	48 84	
												240	H	Louisiana Tech	76 53	
												288	H	Ga. Southern	69 66	
												295	N	Pittsburgh	50 58	
												305	H	Alabama St.	93 66	
												329	N	Alcorn	73 55	
												349	H	La.-Monroe	66 42	
												350	H	Mississippi Val.	72 53	
LAST 10 Division I																
34	A	LSU	44 52	128	H	Louisiana	42 53									
77	H	Tennessee	28 84	288	H	Ga. Southern	69 66									
20	A	Texas A&M	35 79	186	H	Southeast Mo. St.	53 70									
72	H	Georgia	51 58	195	A	Texas Tech	48 84									
305	H	Alabama St.	93 66	295	N	Pittsburgh	50 58									

Non-Div I Games:

Ole Miss

■ Loss,
 ■ Non-Conf,
 ■ S Site,
 ■ H Home
 ■ A Away
 N Neutral

Average RPI Win:	282	WON-LOST	WINNING	LAST 10	STRENGTH OF	OPP. STRENGTH	TEAM	ADJ.	CONF.	ADJ CONF.
Average RPI Loss:	121	RECORD	PCT. RANK	GAMES	SCHEDULE	OF SCHEDULE	RPI	RPI	RPI	RPI
DIV. I ONLY	4- 11	283	3-7	91	278	255	255	18	18	
DIV. I NON-CONF.	3- 8	268	2-4	148	297	286	286	19	19	
TOTALS	RPI 1-25	RPI 26-50	W-L RECORDS	RPI 51-100	RPI 101-150	RPI 150+				
4- 11	0- 1	0- 2	OVERALL	0- 2	0- 1	4- 5				
3- 4	0- 1	0- 1	HOME	0- 1	0- 0	3- 1				
0- 6	0- 0	0- 1	AWAY	0- 1	0- 0	0- 4				
1- 1	0- 0	0- 0	NEUTRAL	0- 0	0- 1	1- 0				
3- 8	0- 1	0- 1	NON-CONFERENCE	0- 1	0- 1	3- 4				
2- 3	0- 1	0- 1	HOME	0- 0	0- 0	2- 1				
0- 4	0- 0	0- 0	AWAY	0- 1	0- 0	0- 3				
1- 1	0- 0	0- 0	NEUTRAL	0- 0	0- 1	1- 0				
1- 3	0- 0	0- 1	CONFERENCE	0- 1	0- 0	1- 1				
1- 1	0- 0	0- 0	HOME	0- 1	0- 0	1- 0				
0- 2	0- 0	0- 1	AWAY	0- 0	0- 0	0- 1				
0- 0	0- 0	0- 0	NEUTRAL	0- 0	0- 0	0- 0				

RPI 1-25				RPI 26-50				RPI 51-100				RPI 101+ Team's RPI: 255			
RPI	S	Opponent	Score	RPI	S	Opponent	Score	RPI	S	Opponent	Score	RPI	S	Opponent	Score
15	H	Creighton	54 67	37	H	UNI	45 81	67	A	Kansas	48 63	135	N	VCU	66 74
				43	A	South Dakota	44 77	91	H	South Dakota St.	51 68	158	H	Cleveland St.	66 79
												161	A	North Dakota	57 63
												168	A	Kansas St.	48 73
												213	A	Northern Ky.	40 57
												238	H	UMKC	57 53
												239	H	Oral Roberts	60 54
												242	A	Eastern Ill.	52 65
												299	H	Morgan St.	70 64
												350	N	Mississippi Val.	78 70
LAST 10 Division I															
				43	A	South Dakota	44 77	37	H	UNI	45 81				
				161	A	North Dakota	57 63	242	A	Eastern Ill.	52 65				
				239	H	Oral Roberts	60 54	238	H	UMKC	57 53				
				91	H	South Dakota St.	51 68	350	N	Mississippi Val.	78 70				
				158	H	Cleveland St.	66 79	135	N	VCU	66 74				

Non-Div I Games: Peru St. 92 58 Graceland (IA) 85 46

Omaha

Loss, Non-Conf, S Site, H Home A Away N Neutral

Oral Roberts

Through Games Of Jan. 15, 2020

Average RPI Win:	202	WON-LOST	WINNING	LAST 10	STRENGTH OF	OPP. STRENGTH	TEAM	ADJ.	CONF.	ADJ CONF.
Average RPI Loss:	147	RECORD	PCT. RANK	GAMES	SCHEDULE	OF SCHEDULE	RPI	RPI	RPI	RPI
DIV. I ONLY	5- 10	252	3-7	155	193	239	239	18	18	
DIV. I NON-CONF.	3- 8	268	1-5	107	191	238	238	19	19	
TOTALS	RPI 1-25	RPI 26-50	W-L RECORDS	RPI 51-100	RPI 101-150	RPI 150+				
5- 10	0- 0	0- 2	OVERALL	0- 2	2- 2	3- 4				
5- 1	0- 0	0- 0	HOME	0- 0	2- 0	3- 1				
0- 9	0- 0	0- 2	AWAY	0- 2	0- 2	0- 3				
0- 0	0- 0	0- 0	NEUTRAL	0- 0	0- 0	0- 0				
3- 8	0- 0	0- 2	NON-CONFERENCE	0- 1	2- 2	1- 3				
3- 1	0- 0	0- 0	HOME	0- 0	2- 0	1- 1				
0- 7	0- 0	0- 2	AWAY	0- 1	0- 2	0- 2				
0- 0	0- 0	0- 0	NEUTRAL	0- 0	0- 0	0- 0				
2- 2	0- 0	0- 0	CONFERENCE	0- 1	0- 0	2- 1				
2- 0	0- 0	0- 0	HOME	0- 0	0- 0	2- 0				
0- 2	0- 0	0- 0	AWAY	0- 1	0- 0	0- 1				
0- 0	0- 0	0- 0	NEUTRAL	0- 0	0- 0	0- 0				

RPI 1-25				RPI 26-50				RPI 51-100				RPI 101+				Team's RPI: 239	
RPI	S	Opponent	Score	RPI	S	Opponent	Score	RPI	S	Opponent	Score	RPI	S	Opponent	Score		
				41	A	Oklahoma St.	44 78	58	A	Nebraska	67 77	133	H	Sam Houston St.	64 41		
				46	A	Arkansas	64 96	91	A	South Dakota St.	44 58	138	A	Utah	58 78		
												139	H	Wichita St.	79 66		
												147	A	Southern Utah	58 72		
												161	H	North Dakota	75 52		
												168	A	Kansas St.	69 109		
												216	A	Tulsa	65 67		
												255	A	Omaha	54 60		
												263	H	Texas St.	63 57		
												306	H	Houston Baptist	73 74		
												315	H	North Dakota St.	70 62		
LAST 10 Division I																	
				161	H	North Dakota	75 52	58	A	Nebraska	67 77						
				315	H	North Dakota St.	70 62	138	A	Utah	58 78						
				255	A	Omaha	54 60	147	A	Southern Utah	58 72						
				91	A	South Dakota St.	44 58	133	H	Sam Houston St.	64 41						
				41	A	Oklahoma St.	44 78	306	H	Houston Baptist	73 74						

Non-Div I Games: Rogers St. 80 40 Cent. Christian (KS114 60

Oral Roberts

Loss, Non-Conf, S Site, H Home A Away N Neutral

Average RPI Win: 139		WON-LOST	WINNING	LAST 10	STRENGTH OF	OPP. STRENGTH	TEAM	ADJ.	CONF.	ADJ CONF.
Average RPI Loss: 21		RECORD	PCT. RANK	GAMES	SCHEDULE	OF SCHEDULE	RPI	RPI	RPI	RPI
DIV. I ONLY		13- 2	21	8-2	24	68	13	13	1	1
DIV. I NON-CONF.		10- 1	19	5-1	75	63	16	16	1	1
TOTALS		RPI 1-25	RPI 26-50		W-L RECORDS		RPI 51-100	RPI 101-150	RPI 150+	
13- 2	0- 1	3- 1		OVERALL		3- 0	2- 0		5- 0	
8- 0	0- 0	1- 0		HOME		2- 0	1- 0		4- 0	
3- 1	0- 0	1- 1		AWAY		1- 0	0- 0		1- 0	
2- 1	0- 1	1- 0		NEUTRAL		0- 0	1- 0		0- 0	
10- 1	0- 1	1- 0		NON-CONFERENCE		3- 0	1- 0		5- 0	
6- 0	0- 0	0- 0		HOME		2- 0	0- 0		4- 0	
2- 0	0- 0	0- 0		AWAY		1- 0	0- 0		1- 0	
2- 1	0- 1	1- 0		NEUTRAL		0- 0	1- 0		0- 0	
3- 1	0- 0	2- 1		CONFERENCE		0- 0	1- 0		0- 0	
2- 0	0- 0	1- 0		HOME		0- 0	1- 0		0- 0	
1- 1	0- 0	1- 1		AWAY		0- 0	0- 0		0- 0	
0- 0	0- 0	0- 0		NEUTRAL		0- 0	0- 0		0- 0	

RPI 1-25				Team's RPI: 13		RPI 26-50				RPI 51-100				RPI 101+			
RPI	S	Opponent	Score	RPI	S	Opponent	Score	RPI	S	Opponent	Score	RPI	S	Opponent	Score		
3	N	Louisville	62 72	38	A	Arizona St.	66 72	73	A	Syracuse	81 64	115	N	UT Arlington	91 54		
				40	H	Colorado	104 46	91	H	South Dakota St.	95 56	138	H	Utah	88 51		
				41	N	Oklahoma St.	89 72	100	H	Texas Southern	99 63	168	H	Kansas St.	89 51		
				50	A	Arizona	71 64					182	H	Northeastern	89 47		
												236	H	UC Riverside	84 41		
												277	A	Long Beach St.	81 45		
												292	H	Utah St.	109 52		
LAST 10 Division I																	
				50	A	Arizona	71 64	236	H	UC Riverside	84 41						
				38	A	Arizona St.	66 72	277	A	Long Beach St.	81 45						
				138	H	Utah	88 51	91	H	South Dakota St.	95 56						
				40	H	Colorado	104 46	3	N	Louisville	62 72						
				168	H	Kansas St.	89 51	115	N	UT Arlington	91 54						

Non-Div I Games:	Corban	125	42
------------------	--------	-----	----

Oregon

Loss, Non-Conf, S Site, H Home A Away N Neutral

Oregon State				Through Games Of Jan. 15, 1916						
Average RPI Win:	117	WON-LOST	WINNING	LAST 10	STRENGTH OF	OPP. STRENGTH	TEAM	ADJ.	CONF.	ADJ CONF.
Average RPI Loss:	38	RECORD	PCT. RANK	GAMES	SCHEDULE	OF SCHEDULE	RPI	RPI	RPI	RPI
DIV. I ONLY	15- 1	6	9-1	16	18	5	5	1	1	
DIV. I NON-CONF.	12- 0	1	6-0	55	11	5	5	1	1	

TOTALS	RPI 1-25		RPI 26-50	W-L RECORDS	RPI 51-100	RPI 101-150	RPI 150+			
15- 1	2- 0		3- 1	OVERALL	3- 0	3- 0	4- 0			
10- 0	2- 0		1- 0	HOME	2- 0	2- 0	3- 0			
2- 1	0- 0		2- 1	AWAY	0- 0	0- 0	0- 0			
3- 0	0- 0		0- 0	NEUTRAL	1- 0	1- 0	1- 0			
12- 0	2- 0		1- 0	NON-CONFERENCE	3- 0	2- 0	4- 0			
8- 0	2- 0		0- 0	HOME	2- 0	1- 0	3- 0			
1- 0	0- 0		1- 0	AWAY	0- 0	0- 0	0- 0			
3- 0	0- 0		0- 0	NEUTRAL	1- 0	1- 0	1- 0			
3- 1	0- 0		2- 1	CONFERENCE	0- 0	1- 0	0- 0			
2- 0	0- 0		1- 0	HOME	0- 0	1- 0	0- 0			
1- 1	0- 0		1- 1	AWAY	0- 0	0- 0	0- 0			
0- 0	0- 0		0- 0	NEUTRAL	0- 0	0- 0	0- 0			

RPI 1-25				Team's RPI: 5		RPI 26-50				RPI 51-100				RPI 101+			
RPI	S	Opponent	Score	RPI	S	Opponent	Score	RPI	S	Opponent	Score	RPI	S	Opponent	Score		
1	H	Missouri St.	80 69	35	A	Miami (FL)	75 53	66	H	Pacific	69 57	105	N	Liberty	68 55		
11	H	DePaul	98 77	38	A	Arizona St.	47 55	74	H	CSU Bakersfield	69 50	138	H	Utah	77 48		
				40	H	Colorado	72 60	99	N	BYU	65 34	147	H	Southern Utah	95 45		
				50	A	Arizona	63 61					202	H	Hawaii	64 32		
												237	N	Northern Ariz.	91 57		
												256	H	UC Irvine	86 57		
												292	H	Utah St.	75 46		
LAST 10 Division I																	
				38	A	Arizona St.	47 55	99	N	BYU	65 34						
				50	A	Arizona	63 61	237	N	Northern Ariz.	91 57						
				40	H	Colorado	72 60	292	H	Utah St.	75 46						
				138	H	Utah	77 48	202	H	Hawaii	64 32						
				74	H	CSU Bakersfield	69 50	105	N	Liberty	68 55						

Non-Div I Games:

Oregon St.

■ Loss, ■ Non-Conf, S Site, H Home A Away N Neutral

Average RPI Win:	232	WON-LOST	WINNING	LAST 10	STRENGTH OF	OPP. STRENGTH	TEAM	ADJ.	CONF.	ADJ CONF.
Average RPI Loss:	67	RECORD	PCT. RANK	GAMES	SCHEDULE	OF SCHEDULE	RPI	RPI	RPI	RPI
DIV. I ONLY	11- 6	87	5-5	135	115	66	66	11	11	
DIV. I NON-CONF.	7- 4	100	1-3	144	109	79	79	11	11	
TOTALS	RPI 1-25	RPI 26-50	W-L RECORDS	RPI 51-100	RPI 101-150	RPI 150+				
11- 6	0- 3	0- 0	OVERALL	1- 1	0- 1	10- 1				
6- 0	0- 0	0- 0	HOME	0- 0	0- 0	6- 0				
4- 5	0- 3	0- 0	AWAY	1- 1	0- 1	3- 0				
1- 1	0- 0	0- 0	NEUTRAL	0- 0	0- 0	1- 1				
7- 4	0- 2	0- 0	NON-CONFERENCE	1- 1	0- 0	6- 1				
4- 0	0- 0	0- 0	HOME	0- 0	0- 0	4- 0				
2- 3	0- 2	0- 0	AWAY	1- 1	0- 0	1- 0				
1- 1	0- 0	0- 0	NEUTRAL	0- 0	0- 0	1- 1				
4- 2	0- 1	0- 0	CONFERENCE	0- 0	0- 1	4- 0				
2- 0	0- 0	0- 0	HOME	0- 0	0- 0	2- 0				
2- 2	0- 1	0- 0	AWAY	0- 0	0- 1	2- 0				
0- 0	0- 0	0- 0	NEUTRAL	0- 0	0- 0	0- 0				

RPI 1-25				RPI 26-50				RPI 51-100 Team's RPI: 66				RPI 101+			
RPI	S	Opponent	Score	RPI	S	Opponent	Score	RPI	S	Opponent	Score	RPI	S	Opponent	Score
5	A	Oregon St.	57 69					74	A	CSU Bakersfield	70 80	143	A	Santa Clara	65 75
6	A	UCLA	57 68					81	A	Drexel	58 51	152	A	Portland	77 73
7	A	Gonzaga	67 68									164	N	Toledo	65 66
												208	H	SMU	77 49
												215	A	San Francisco	84 61
												230	H	Pepperdine	64 63
												238	H	UMKC	89 60
												269	H	LMU (CA)	76 67
												278	H	Indiana St.	83 66
												285	A	UC Santa Barbara	63 53
												295	N	St. Francis Brooklyn	71 62
												298	H	Weber St.	76 53
LAST 10 Division I															
7	A	Gonzaga	67 68	143	A	Santa Clara	65 75								
152	A	Portland	77 73	164	N	Toledo	65 66								
230	H	Pepperdine	64 63	295	N	St. Francis Brooklyn	71 62								
269	H	LMU (CA)	76 67	6	A	UCLA	57 68								
215	A	San Francisco	84 61	74	A	CSU Bakersfield	70 80								

Non-Div I Games:

Pacific

■ Loss,
 ■ Non-Conf,
 ■ S Site,
 ■ H Home
 ■ A Away
 N Neutral

Average RPI Win:	223	WON-LOST	WINNING	LAST 10	STRENGTH OF	OPP. STRENGTH	TEAM	ADJ.	CONF.	ADJ CONF.
Average RPI Loss:	45	RECORD	PCT. RANK	GAMES	SCHEDULE	OF SCHEDULE	RPI	RPI	RPI	RPI
DIV. I ONLY	9- 3	50	7-3	304	43	121	121	9	9	
DIV. I NON-CONF.	9- 2	39	7-2	335	31	115	115	9	9	
TOTALS	RPI 1-25	RPI 26-50	W-L RECORDS	RPI 51-100	RPI 101-150	RPI 150+				
9- 3	0- 1	0- 1	OVERALL	1- 1	0- 0	8- 0				
5- 1	0- 1	0- 0	HOME	1- 0	0- 0	4- 0				
4- 2	0- 0	0- 1	AWAY	0- 1	0- 0	4- 0				
0- 0	0- 0	0- 0	NEUTRAL	0- 0	0- 0	0- 0				
9- 2	0- 0	0- 1	NON-CONFERENCE	1- 1	0- 0	8- 0				
5- 0	0- 0	0- 0	HOME	1- 0	0- 0	4- 0				
4- 2	0- 0	0- 1	AWAY	0- 1	0- 0	4- 0				
0- 0	0- 0	0- 0	NEUTRAL	0- 0	0- 0	0- 0				
0- 1	0- 1	0- 0	CONFERENCE	0- 0	0- 0	0- 0				
0- 1	0- 1	0- 0	HOME	0- 0	0- 0	0- 0				
0- 0	0- 0	0- 0	AWAY	0- 0	0- 0	0- 0				
0- 0	0- 0	0- 0	NEUTRAL	0- 0	0- 0	0- 0				

RPI	S	Opponent	Score	RPI	S	Opponent	Score	RPI	S	Opponent	Score	RPI	S	Opponent	Score	Team's RPI: 121
18	H	Princeton	55 75	42	A	Duke	50 66	76	A	Villanova	58 70	156	H	Iona	74 42	
								81	H	Drexel	53 49	172	A	Saint Joseph's	55 45	
												201	A	La Salle	65 49	
												202	A	Hawaii	70 55	
												226	H	Stetson	81 41	
												313	H	Siena	92 44	
												317	A	NJIT	85 51	
												339	H	Hartford	74 46	
LAST 10 Division I																
76	A	Villanova	58 70	201	A	La Salle	65 49									
18	H	Princeton	55 75	339	H	Hartford	74 46									
202	A	Hawaii	70 55	42	A	Duke	50 66									
81	H	Drexel	53 49	172	A	Saint Joseph's	55 45									
226	H	Stetson	81 41	156	H	Iona	74 42									

Non-Div I Games: Chaminade 90 39

Penn

Average RPI Win:	215	WON-LOST	WINNING	LAST 10	STRENGTH OF	OPP. STRENGTH	TEAM	ADJ.	CONF.	ADJ CONF.
Average RPI Loss:	121	RECORD	PCT. RANK	GAMES	SCHEDULE	OF SCHEDULE	RPI	RPI	RPI	RPI
DIV. I ONLY	7- 9	205	4-6	157	103	209	209	2	2	
DIV. I NON-CONF.	6- 5	151	3-2	251	226	230	230	2	2	
TOTALS	RPI 1-25	RPI 26-50	W-L RECORDS	RPI 51-100	RPI 101-150	RPI 150+				
7- 9	0- 1	0- 1	OVERALL	0- 2	2- 2	5- 3				
5- 4	0- 0	0- 0	HOME	0- 1	2- 1	3- 2				
1- 4	0- 1	0- 1	AWAY	0- 1	0- 1	1- 0				
1- 1	0- 0	0- 0	NEUTRAL	0- 0	0- 0	1- 1				
6- 5	0- 1	0- 0	NON-CONFERENCE	0- 0	1- 1	5- 3				
4- 3	0- 0	0- 0	HOME	0- 0	1- 1	3- 2				
1- 1	0- 1	0- 0	AWAY	0- 0	0- 0	1- 0				
1- 1	0- 0	0- 0	NEUTRAL	0- 0	0- 0	1- 1				
1- 4	0- 0	0- 1	CONFERENCE	0- 2	1- 1	0- 0				
1- 1	0- 0	0- 0	HOME	0- 1	1- 0	0- 0				
0- 3	0- 0	0- 1	AWAY	0- 1	0- 1	0- 0				
0- 0	0- 0	0- 0	NEUTRAL	0- 0	0- 0	0- 0				

RPI 1-25				RPI 26-50				RPI 51-100				RPI 101+ Team's RPI: 209			
RPI	S	Opponent	Score	RPI	S	Opponent	Score	RPI	S	Opponent	Score	RPI	S	Opponent	Score
18	A	Princeton	55 72	29	A	Ohio St.	70 80	56	H	Minnesota	74 81	103	H	Michigan St.	86 73
								59	A	Michigan	48 82	119	A	Wisconsin	65 71
												124	H	Rider	70 78
												129	H	Fordham	72 59
												170	H	Clemson	68 55
												201	H	La Salle	67 69
												205	H	George Mason	68 78
												207	A	Towson	73 67
												275	H	Sacred Heart	88 65
												277	N	Long Beach St.	56 64
												295	H	Pittsburgh	78 73
												323	N	N.C. Central	92 68
LAST 10 Division I															
29	A	Ohio St.	70 80	275	H	Sacred Heart	88 65	18	A	Princeton	55 72	295	H	Pittsburgh	78 73
103	H	Michigan St.	86 73	59	A	Michigan	48 82	323	N	N.C. Central	92 68	277	N	Long Beach St.	56 64
119	A	Wisconsin	65 71	56	H	Minnesota	74 81								
59	A	Michigan	48 82												
56	H	Minnesota	74 81												

Non-Div I Games:

Penn St.

Average RPI Win:	243	WON-LOST	WINNING	LAST 10	STRENGTH OF	OPP. STRENGTH	TEAM	ADJ.	CONF.	ADJ CONF.
Average RPI Loss:	122	RECORD	PCT. RANK	GAMES	SCHEDULE	OF SCHEDULE	RPI	RPI	RPI	RPI
DIV. I ONLY	7- 7	170	5-5	293	89	230	230	11	11	
DIV. I NON-CONF.	4- 4	164	2-2	339	116	283	283	11	11	
TOTALS	RPI 1-25	RPI 26-50	W-L RECORDS	RPI 51-100	RPI 101-150	RPI 150+				
7- 7	0- 0	0- 0	OVERALL	0- 3	1- 2	6- 2				
5- 3	0- 0	0- 0	HOME	0- 1	1- 0	4- 2				
2- 4	0- 0	0- 0	AWAY	0- 2	0- 2	2- 0				
0- 0	0- 0	0- 0	NEUTRAL	0- 0	0- 0	0- 0				
4- 4	0- 0	0- 0	NON-CONFERENCE	0- 1	0- 1	4- 2				
2- 2	0- 0	0- 0	HOME	0- 0	0- 0	2- 2				
2- 2	0- 0	0- 0	AWAY	0- 1	0- 1	2- 0				
0- 0	0- 0	0- 0	NEUTRAL	0- 0	0- 0	0- 0				
3- 3	0- 0	0- 0	CONFERENCE	0- 2	1- 1	2- 0				
3- 1	0- 0	0- 0	HOME	0- 1	1- 0	2- 0				
0- 2	0- 0	0- 0	AWAY	0- 1	0- 1	0- 0				
0- 0	0- 0	0- 0	NEUTRAL	0- 0	0- 0	0- 0				

RPI S	Opponent	Score	RPI S	Opponent	Score	RPI S	Opponent	Score	RPI S	Opponent	Score	Team's RPI: 230
						52	A Washington St.	48 85	107	A Boise St.	74 76	
						66	A Pacific	63 64	131	A Saint Mary's (CA)	78 85	
						99	H BYU	47 65	143	H Santa Clara	79 71	
									191	H San Diego	73 57	
									200	H UNLV	44 69	
									202	H Hawaii	51 52	
									215	H San Francisco	82 70	
									228	H UC Davis	70 67	
									289	A Eastern Wash.	53 52	
									301	A New Mexico St.	72 69	
									331	H Cal Poly	63 53	
LAST 10 Division I												
215	H San Francisco	82 70	191	H San Diego	73 57							
143	H Santa Clara	79 71	107	A Boise St.	74 76							
66	A Pacific	63 64	228	H UC Davis	70 67							
131	A Saint Mary's (CA)	78 85	200	H UNLV	44 69							
99	H BYU	47 65	289	A Eastern Wash.	53 52							

Non-Div I Games: Concordia (CA) 76 57 Cal St. L.A. 79 56

Pepperdine

Loss, Non-Conf, S Site, H Home A Away N Neutral

Average RPI Win:	308	WON-LOST	WINNING	LAST 10	STRENGTH OF	OPP. STRENGTH	TEAM	ADJ.	CONF.	ADJ CONF.
Average RPI Loss:	119	RECORD	PCT. RANK	GAMES	SCHEDULE	OF SCHEDULE	RPI	RPI	RPI	RPI
DIV. I ONLY	3- 12	312	1-9	153	200	295	295	3	3	
DIV. I NON-CONF.	3- 8	268	1-5	200	290	306	306	3	3	
TOTALS	RPI 1-25	RPI 26-50	W-L RECORDS	RPI 51-100	RPI 101-150	RPI 150+				
3- 12	0- 0	0- 1	OVERALL	0- 4	0- 4	3- 3				
2- 6	0- 0	0- 0	HOME	0- 1	0- 3	2- 2				
0- 5	0- 0	0- 1	AWAY	0- 2	0- 1	0- 1				
1- 1	0- 0	0- 0	NEUTRAL	0- 1	0- 0	1- 0				
3- 8	0- 0	0- 0	NON-CONFERENCE	0- 3	0- 2	3- 3				
2- 4	0- 0	0- 0	HOME	0- 1	0- 1	2- 2				
0- 3	0- 0	0- 0	AWAY	0- 1	0- 1	0- 1				
1- 1	0- 0	0- 0	NEUTRAL	0- 1	0- 0	1- 0				
0- 4	0- 0	0- 1	CONFERENCE	0- 1	0- 2	0- 0				
0- 2	0- 0	0- 0	HOME	0- 0	0- 2	0- 0				
0- 2	0- 0	0- 1	AWAY	0- 1	0- 0	0- 0				
0- 0	0- 0	0- 0	NEUTRAL	0- 0	0- 0	0- 0				

RPI 1-25				RPI 26-50				RPI 51-100				RPI 101+ Team's RPI: 295			
RPI	S	Opponent	Score	RPI	S	Opponent	Score	RPI	S	Opponent	Score	RPI	S	Opponent	Score
				39	A	Virginia Tech	56 68	63	A	UCF	58 74	102	H	Boston College	70 79
								68	A	North Carolina	62 70	113	H	Duquesne	62 81
								88	N	Ohio	50 72	117	A	Cincinnati	53 69
								97	H	Stony Brook	56 59	122	H	Notre Dame	52 60
												178	H	Miami (OH)	71 80
												209	A	Penn St.	73 78
												235	H	Georgetown	56 66
												250	N	Ole Miss	58 50
												335	H	Fairleigh Dickinson	69 60
												340	H	Central Conn. St.	81 73
LAST 10 Division I															
				39	A	Virginia Tech	56 68	178	H	Miami (OH)	71 80				
				102	H	Boston College	70 79	97	H	Stony Brook	56 59				
				122	H	Notre Dame	52 60	209	A	Penn St.	73 78				
				68	A	North Carolina	62 70	250	N	Ole Miss	58 50				
				117	A	Cincinnati	53 69	88	N	Ohio	50 72				

Non-Div I Games:

Pittsburgh

Average RPI Win:	208	WON-LOST	WINNING	LAST 10	STRENGTH OF	OPP. STRENGTH	TEAM	ADJ.	CONF.	ADJ CONF.
Average RPI Loss:	133	RECORD	PCT. RANK	GAMES	SCHEDULE	OF SCHEDULE	RPI	RPI	RPI	RPI
DIV. I ONLY	7- 7	170	4-6	123	210	152	152	11	11	
DIV. I NON-CONF.	5- 4	140	2-3	217	324	190	190	11	11	
TOTALS	RPI 1-25	RPI 26-50	W-L RECORDS	RPI 51-100	RPI 101-150	RPI 150+				
7- 7	0- 1	0- 0	OVERALL	1- 1	2- 2	4- 3				
3- 4	0- 0	0- 0	HOME	0- 1	2- 2	1- 1				
4- 3	0- 1	0- 0	AWAY	1- 0	0- 0	3- 2				
0- 0	0- 0	0- 0	NEUTRAL	0- 0	0- 0	0- 0				
5- 4	0- 0	0- 0	NON-CONFERENCE	0- 0	1- 2	4- 2				
2- 3	0- 0	0- 0	HOME	0- 0	1- 2	1- 1				
3- 1	0- 0	0- 0	AWAY	0- 0	0- 0	3- 1				
0- 0	0- 0	0- 0	NEUTRAL	0- 0	0- 0	0- 0				
2- 3	0- 1	0- 0	CONFERENCE	1- 1	1- 0	0- 1				
1- 1	0- 0	0- 0	HOME	0- 1	1- 0	0- 0				
1- 2	0- 1	0- 0	AWAY	1- 0	0- 0	0- 1				
0- 0	0- 0	0- 0	NEUTRAL	0- 0	0- 0	0- 0				

RPI 1-25				RPI 26-50				RPI 51-100				RPI 101+ Team's RPI: 152			
RPI	S	Opponent	Score	RPI	S	Opponent	Score	RPI	S	Opponent	Score	RPI	S	Opponent	Score
7	A	Gonzaga	57 62					66	H	Pacific	73 77	106	H	Fresno St.	75 64
								99	A	BYU	57 48	111	H	Loyola Chicago	64 78
												118	H	Abilene Christian	69 76
												131	H	Saint Mary's (CA)	78 65
												188	H	Portland St.	71 77
												191	A	San Diego	55 74
												225	H	Grand Canyon	73 41
												252	A	CSUN	64 73
												292	A	Utah St.	70 64
												298	A	Weber St.	78 59
												307	A	Air Force	72 56
LAST 10 Division I															
131	H	Saint Mary's (CA)	78 65	188	H	Portland St.	71 77								
66	H	Pacific	73 77	225	H	Grand Canyon	73 41								
99	A	BYU	57 48	111	H	Loyola Chicago	64 78								
191	A	San Diego	55 74	118	H	Abilene Christian	69 76								
7	A	Gonzaga	57 62	307	A	Air Force	72 56								

Non-Div I Games: Warner Pacific 78 36 Willamette 82 42

Portland

■ Loss,
 ■ Non-Conf, S Site,
 ■ Home
 ■ Away
 N Neutral

Average RPI Win:	218	WON-LOST	WINNING	LAST 10	STRENGTH OF	OPP. STRENGTH	TEAM	ADJ.	CONF.	ADJ CONF.
Average RPI Loss:	160	RECORD	PCT. RANK	GAMES	SCHEDULE	OF SCHEDULE	RPI	RPI	RPI	RPI
DIV. I ONLY	8- 7	154	6-4	242	185	188	188	20	20	
DIV. I NON-CONF.	5- 4	140	3-1	262	231	168	168	17	17	
TOTALS	RPI 1-25	RPI 26-50	W-L RECORDS	RPI 51-100	RPI 101-150	RPI 150+				
8- 7	0- 0	0- 0	OVERALL	0- 1	1- 3	7- 3				
5- 2	0- 0	0- 0	HOME	0- 1	1- 1	4- 0				
3- 4	0- 0	0- 0	AWAY	0- 0	0- 2	3- 2				
0- 1	0- 0	0- 0	NEUTRAL	0- 0	0- 0	0- 1				
5- 4	0- 0	0- 0	NON-CONFERENCE	0- 1	0- 1	5- 2				
2- 1	0- 0	0- 0	HOME	0- 1	0- 0	2- 0				
3- 2	0- 0	0- 0	AWAY	0- 0	0- 1	3- 1				
0- 1	0- 0	0- 0	NEUTRAL	0- 0	0- 0	0- 1				
3- 3	0- 0	0- 0	CONFERENCE	0- 0	1- 2	2- 1				
3- 1	0- 0	0- 0	HOME	0- 0	1- 1	2- 0				
0- 2	0- 0	0- 0	AWAY	0- 0	0- 1	0- 1				
0- 0	0- 0	0- 0	NEUTRAL	0- 0	0- 0	0- 0				

RPI 1-25				RPI 26-50				RPI 51-100				RPI 101+				Team's RPI: 188	
RPI	S	Opponent	Score	RPI	S	Opponent	Score	RPI	S	Opponent	Score	RPI	S	Opponent	Score		
								77	H	Tennessee	61	88	107	A	Boise St.	57	82
													110	H	Montana St.	62	73
													120	H	Idaho	74	53
													147	A	Southern Utah	58	71
													152	A	Portland	77	71
													171	H	Montana	78	65
													185	A	Northern Colo.	58	77
													225	H	Grand Canyon	69	46
													228	A	UC Davis	76	70
													238	A	UMKC	69	87
													256	A	UC Irvine	70	61
													256	N	UC Irvine	75	83
													289	H	Eastern Wash.	75	58
													303	H	Nevada	80	75
LAST 10 Division I																	
				171	H	Montana	78	65	185	A	Northern Colo.	58	77				
				110	H	Montana St.	62	73	77	H	Tennessee	61	88				
				289	H	Eastern Wash.	75	58	152	A	Portland	77	71				
				120	H	Idaho	74	53	225	H	Grand Canyon	69	46				
				147	A	Southern Utah	58	71	256	A	UC Irvine	70	61				

Non-Div I Games: Multnomah 104 48

Portland St.

Average RPI Win:	0	WON-LOST	WINNING	LAST 10	STRENGTH OF	OPP. STRENGTH	TEAM	ADJ.	CONF.	ADJ CONF.
Average RPI Loss:	145	RECORD	PCT. RANK	GAMES	SCHEDULE	OF SCHEDULE	RPI	RPI	RPI	RPI
DIV. I ONLY	0- 12	347	0-10	89	192	308	308	31	31	
DIV. I NON-CONF.	0- 9	338	0-7	15	155	262	262	29	29	
TOTALS	RPI 1-25	RPI 26-50	W-L RECORDS	RPI 51-100	RPI 101-150	RPI 150+				
0- 12	0- 2	0- 1	OVERALL	0- 1	0- 3	0- 5				
0- 3	0- 0	0- 0	HOME	0- 0	0- 1	0- 2				
0- 7	0- 2	0- 1	AWAY	0- 1	0- 2	0- 1				
0- 2	0- 0	0- 0	NEUTRAL	0- 0	0- 0	0- 2				
0- 9	0- 2	0- 1	NON-CONFERENCE	0- 0	0- 3	0- 3				
0- 1	0- 0	0- 0	HOME	0- 0	0- 1	0- 0				
0- 6	0- 2	0- 1	AWAY	0- 0	0- 2	0- 1				
0- 2	0- 0	0- 0	NEUTRAL	0- 0	0- 0	0- 2				
0- 3	0- 0	0- 0	CONFERENCE	0- 1	0- 0	0- 2				
0- 2	0- 0	0- 0	HOME	0- 0	0- 0	0- 2				
0- 1	0- 0	0- 0	AWAY	0- 1	0- 0	0- 0				
0- 0	0- 0	0- 0	NEUTRAL	0- 0	0- 0	0- 0				

RPI 1-25				RPI 26-50				RPI 51-100				RPI 101+ Team's RPI: 308			
RPI	S	Opponent	Score	RPI	S	Opponent	Score	RPI	S	Opponent	Score	RPI	S	Opponent	Score
20	A	Texas A&M	38 80	50	A	Arizona	48 83	100	A	Texas Southern	65 88	119	A	Wisconsin	42 68
23	A	Oklahoma	48 94									130	H	Florida	44 51
												142	A	Rice	55 77
												178	N	Miami (OH)	52 65
												190	N	A&M-Corpus Christi	52 64
												195	A	Texas Tech	48 82
												260	H	Southern U.	48 68
												329	H	Alcorn	63 68
LAST 10 Division I															
100	A	Texas Southern	65 88	142	A	Rice	55 77								
260	H	Southern U.	48 68	130	H	Florida	44 51								
329	H	Alcorn	63 68	20	A	Texas A&M	38 80								
119	A	Wisconsin	42 68	50	A	Arizona	48 83								
195	A	Texas Tech	48 82	190	N	A&M-Corpus Christi	52 64								

Non-Div I Games: Huston-Tillotson 79 60 Wiley 75 42 Tex. A&M-Kingsville85 55

Prairie View

Loss, Non-Conf, S Site, H Home A Away N Neutral

Presbyterian

Through Games Of Jan. 15, 2020

Average RPI Win:	268	WON-LOST	WINNING	LAST 10	STRENGTH OF	OPP. STRENGTH	TEAM	ADJ.	CONF.	ADJ CONF.
Average RPI Loss:	199	RECORD	PCT. RANK	GAMES	SCHEDULE	OF SCHEDULE	RPI	RPI	RPI	RPI
DIV. I ONLY	3- 10	300	2-8	201	338	286	286	27	27	
DIV. I NON-CONF.	2- 5	259	1-3	202	274	258	258	27	27	
TOTALS	RPI 1-25	RPI 26-50	W-L RECORDS	RPI 51-100	RPI 101-150	RPI 150+				
3- 10	0- 0	0- 1	OVERALL	0- 0	0- 2	3- 7				
1- 3	0- 0	0- 0	HOME	0- 0	0- 0	1- 3				
2- 7	0- 0	0- 1	AWAY	0- 0	0- 2	2- 4				
0- 0	0- 0	0- 0	NEUTRAL	0- 0	0- 0	0- 0				
2- 5	0- 0	0- 1	NON-CONFERENCE	0- 0	0- 2	2- 2				
1- 1	0- 0	0- 0	HOME	0- 0	0- 0	1- 1				
1- 4	0- 0	0- 1	AWAY	0- 0	0- 2	1- 1				
0- 0	0- 0	0- 0	NEUTRAL	0- 0	0- 0	0- 0				
1- 5	0- 0	0- 0	CONFERENCE	0- 0	0- 0	1- 5				
0- 2	0- 0	0- 0	HOME	0- 0	0- 0	0- 2				
1- 3	0- 0	0- 0	AWAY	0- 0	0- 0	1- 3				
0- 0	0- 0	0- 0	NEUTRAL	0- 0	0- 0	0- 0				

RPI 1-25			RPI 26-50			RPI 51-100			RPI 101+			Team's RPI: 286
RPI	S	Opponent	Score	RPI	S	Opponent	Score	RPI	S	Opponent	Score	
				32	A	West Virginia	40 56					
								125	A	Illinois	52 71	
								130	A	Florida	46 60	
								176	H	Hampton	42 71	
								222	H	UNCW	60 70	
								224	H	Col. of Charleston	58 54	
								229	A	UNC Asheville	39 54	
								233	A	Gardner-Webb	56 53	
								245	A	Winthrop	54 61	
								262	A	Radford	42 54	
								265	H	Longwood	60 71	
								300	A	Wofford	60 67	
								346	A	South Carolina St.	70 49	
LAST 10 Division I												
233	A	Gardner-Webb	56 53	229	A	UNC Asheville	39 54					
245	A	Winthrop	54 61	222	H	UNCW	60 70					
176	H	Hampton	42 71	125	A	Illinois	52 71					
265	H	Longwood	60 71	300	A	Wofford	60 67					
262	A	Radford	42 54	224	H	Col. of Charleston	58 54					

Non-Div I Games: William Peace 72 35 Brevard 74 45

Presbyterian

Loss, Non-Conf, S Site, H Home A Away N Neutral

Average RPI Win:	169	WON-LOST	WINNING	LAST 10	STRENGTH OF	OPP. STRENGTH	TEAM	ADJ.	CONF.	ADJ CONF.
Average RPI Loss:	10	RECORD	PCT. RANK	GAMES	SCHEDULE	OF SCHEDULE	RPI	RPI	RPI	RPI
DIV. I ONLY	13- 1	11	9-1	80	131	18	18	9	9	
DIV. I NON-CONF.	12- 1	9	8-1	119	107	17	17	9	9	
TOTALS	RPI 1-25	RPI 26-50	W-L RECORDS	RPI 51-100	RPI 101-150	RPI 150+				
13- 1	0- 1	1- 0	OVERALL	3- 0	3- 0	6- 0				
7- 0	0- 0	1- 0	HOME	0- 0	1- 0	5- 0				
6- 1	0- 1	0- 0	AWAY	3- 0	2- 0	1- 0				
0- 0	0- 0	0- 0	NEUTRAL	0- 0	0- 0	0- 0				
12- 1	0- 1	1- 0	NON-CONFERENCE	3- 0	2- 0	6- 0				
7- 0	0- 0	1- 0	HOME	0- 0	1- 0	5- 0				
5- 1	0- 1	0- 0	AWAY	3- 0	1- 0	1- 0				
0- 0	0- 0	0- 0	NEUTRAL	0- 0	0- 0	0- 0				
1- 0	0- 0	0- 0	CONFERENCE	0- 0	1- 0	0- 0				
0- 0	0- 0	0- 0	HOME	0- 0	0- 0	0- 0				
1- 0	0- 0	0- 0	AWAY	0- 0	1- 0	0- 0				
0- 0	0- 0	0- 0	NEUTRAL	0- 0	0- 0	0- 0				

RPI 1-25				Team's RPI: 18	RPI 26-50				RPI 51-100				RPI 101+			
RPI	S	Opponent	Score		RPI	S	Opponent	Score	RPI	S	Opponent	Score	RPI	S	Opponent	Score
10	A	Iowa	75	77	36	H	FGCU	67 53	61	A	Seton Hall	78 76	121	A	Penn	75 55
									70	A	Marist	62 50	124	H	Rider	80 47
									94	A	Saint Louis	66 50	140	A	George Washington	75 50
													155	A	Missouri	68 33
													209	H	Penn St.	72 55
													266	H	Monmouth	52 40
													291	H	New Hampshire	77 37
													295	H	St. Francis Brooklyn	76 44
													339	H	Hartford	73 42
LAST 10 Division I																
					121	A	Penn	75 55					339	H	Hartford	73 42
					291	H	New Hampshire	77 37					70	A	Marist	62 50
					94	A	Saint Louis	66 50					295	H	St. Francis Brooklyn	76 44
					155	A	Missouri	68 33					266	H	Monmouth	52 40
					209	H	Penn St.	72 55					10	A	Iowa	75 77

Non-Div I Games:

Princeton

■ Loss,
■ Non-Conf, S Site,
■ Home
■ Away
N Neutral

Providence

Through Games Of Jan. 15, 2020

Average RPI Win:	214	WON-LOST	WINNING	LAST 10	STRENGTH OF	OPP. STRENGTH	TEAM	ADJ.	CONF.	ADJ CONF.
Average RPI Loss:	81	RECORD	PCT. RANK	GAMES	SCHEDULE	OF SCHEDULE	RPI	RPI	RPI	RPI
DIV. I ONLY	9- 8	164	3-7	120	102	93	93	6	6	
DIV. I NON-CONF.	9- 3	64	3-2	182	233	65	65	6	6	
TOTALS	RPI 1-25	RPI 26-50	W-L RECORDS	RPI 51-100	RPI 101-150	RPI 150+				
9- 8	0- 2	0- 1	OVERALL	0- 3	3- 0	6- 2				
2- 2	0- 1	0- 1	HOME	0- 0	1- 0	1- 0				
5- 5	0- 1	0- 0	AWAY	0- 2	2- 0	3- 2				
2- 1	0- 0	0- 0	NEUTRAL	0- 1	0- 0	2- 0				
9- 3	0- 0	0- 0	NON-CONFERENCE	0- 2	3- 0	6- 1				
2- 0	0- 0	0- 0	HOME	0- 0	1- 0	1- 0				
5- 2	0- 0	0- 0	AWAY	0- 1	2- 0	3- 1				
2- 1	0- 0	0- 0	NEUTRAL	0- 1	0- 0	2- 0				
0- 5	0- 2	0- 1	CONFERENCE	0- 1	0- 0	0- 1				
0- 2	0- 1	0- 1	HOME	0- 0	0- 0	0- 0				
0- 3	0- 1	0- 0	AWAY	0- 1	0- 0	0- 1				
0- 0	0- 0	0- 0	NEUTRAL	0- 0	0- 0	0- 0				

RPI 1-25				RPI 26-50				RPI 51-100 Team's RPI: 93				RPI 101+			
RPI	S	Opponent	Score	RPI	S	Opponent	Score	RPI	S	Opponent	Score	RPI	S	Opponent	Score
11	H	DePaul	67 80	33	H	Marquette	50 60	51	A	Yale	79 82	102	H	Boston College	76 60
15	A	Creighton	63 72					65	N	Ball St.	51 52	114	A	Massachusetts	72 63
								76	A	Villanova	49 51	138	A	Utah	67 60
												165	A	New Mexico	68 86
												166	N	Rhode Island	58 51
												220	H	UMass Lowell	63 38
												235	A	Georgetown	53 62
												266	A	Monmouth	68 52
												269	N	LMU (CA)	48 45
												314	A	Bryant	76 32
												339	A	Hartford	75 57
LAST 10 Division I															
15	A	Creighton	63 72	269	N	LMU (CA)	48 45								
33	H	Marquette	50 60	65	N	Ball St.	51 52								
11	H	DePaul	67 80	165	A	New Mexico	68 86								
235	A	Georgetown	53 62	138	A	Utah	67 60								
76	A	Villanova	49 51	166	N	Rhode Island	58 51								

Non-Div I Games:

Providence

■ Loss,
 ■ Non-Conf,
 ■ S Site,
 ■ H Home
 ■ A Away
 N Neutral

Average RPI Win:	137	WON-LOST	WINNING	LAST 10	STRENGTH OF	OPP. STRENGTH	TEAM	ADJ.	CONF.	ADJ CONF.
Average RPI Loss:	17	RECORD	PCT. RANK	GAMES	SCHEDULE	OF SCHEDULE	RPI	RPI	RPI	RPI
DIV. I ONLY	11- 6	87	5-5	12	5	28	28	2	2	
DIV. I NON-CONF.	9- 3	64	3-2	57	14	26	26	2	2	
TOTALS	RPI 1-25	RPI 26-50	W-L RECORDS	RPI 51-100	RPI 101-150	RPI 150+				
11- 6	1- 5	3- 1	OVERALL	0- 0	2- 0	5- 0				
7- 1	0- 1	1- 0	HOME	0- 0	2- 0	4- 0				
2- 4	0- 3	1- 1	AWAY	0- 0	0- 0	1- 0				
2- 1	1- 1	1- 0	NEUTRAL	0- 0	0- 0	0- 0				
9- 3	1- 2	2- 1	NON-CONFERENCE	0- 0	1- 0	5- 0				
6- 0	0- 0	1- 0	HOME	0- 0	1- 0	4- 0				
1- 2	0- 1	0- 1	AWAY	0- 0	0- 0	1- 0				
2- 1	1- 1	1- 0	NEUTRAL	0- 0	0- 0	0- 0				
2- 3	0- 3	1- 0	CONFERENCE	0- 0	1- 0	0- 0				
1- 1	0- 1	0- 0	HOME	0- 0	1- 0	0- 0				
1- 2	0- 2	1- 0	AWAY	0- 0	0- 0	0- 0				
0- 0	0- 0	0- 0	NEUTRAL	0- 0	0- 0	0- 0				

RPI 1-25				RPI 26-50				Team's RPI: 28	RPI 51-100				RPI 101+			
RPI	S	Opponent	Score	RPI	S	Opponent	Score		RPI	S	Opponent	Score	RPI	S	Opponent	Score
2	A	South Carolina	49 85	29	A	Ohio St.	66 50						116	H	Kent St.	77 64
7	N	Gonzaga	50 63	38	N	Arizona St.	59 52						119	H	Wisconsin	72 61
9	A	Indiana	48 66	39	A	Virginia Tech	54 67						197	H	Bowling Green	81 74
17	A	Northwestern	56 61	47	H	Western Ky.	67 50						217	A	Chattanooga	66 34
22	N	Drake	67 47										221	H	Northern Ill.	68 63
25	H	Rutgers	53 59										232	H	Western Ill.	66 59
													272	H	Milwaukee	68 55
LAST 10 Division I																
17	A	Northwestern	56 61	197	H	Bowling Green	81 74									
9	A	Indiana	48 66	47	H	Western Ky.	67 50									
25	H	Rutgers	53 59	2	A	South Carolina	49 85									
119	H	Wisconsin	72 61	116	H	Kent St.	77 64									
29	A	Ohio St.	66 50	39	A	Virginia Tech	54 67									

Non-Div I Games:

Purdue

 Loss,
 Non-Conf,
 S Site,
 H Home
 A Away
N Neutral

Average RPI Win:	330	WON-LOST	WINNING	LAST 10	STRENGTH OF	OPP. STRENGTH	TEAM	ADJ.	CONF.	ADJ CONF.
Average RPI Loss:	167	RECORD	PCT. RANK	GAMES	SCHEDULE	OF SCHEDULE	RPI	RPI	RPI	RPI
DIV. I ONLY	2- 13	329	1-9	171	317	321	321	18	18	
DIV. I NON-CONF.	2- 9	304	1-5	264	322	331	331	19	19	
TOTALS	RPI 1-25	RPI 26-50	W-L RECORDS	RPI 51-100	RPI 101-150	RPI 150+				
2- 13	0- 0	0- 1	OVERALL	0- 2	0- 2	2- 8				
2- 4	0- 0	0- 1	HOME	0- 2	0- 0	2- 1				
0- 6	0- 0	0- 0	AWAY	0- 0	0- 1	0- 5				
0- 3	0- 0	0- 0	NEUTRAL	0- 0	0- 1	0- 2				
2- 9	0- 0	0- 0	NON-CONFERENCE	0- 1	0- 2	2- 6				
2- 2	0- 0	0- 0	HOME	0- 1	0- 0	2- 1				
0- 4	0- 0	0- 0	AWAY	0- 0	0- 1	0- 3				
0- 3	0- 0	0- 0	NEUTRAL	0- 0	0- 1	0- 2				
0- 4	0- 0	0- 1	CONFERENCE	0- 1	0- 0	0- 2				
0- 2	0- 0	0- 1	HOME	0- 1	0- 0	0- 0				
0- 2	0- 0	0- 0	AWAY	0- 0	0- 0	0- 2				
0- 0	0- 0	0- 0	NEUTRAL	0- 0	0- 0	0- 0				

RPI S	Opponent	Score	RPI S	Opponent	Score	RPI S	Opponent	Score	RPI S	Opponent	Score	Team's RPI: 321
			43 H	South Dakota	41 62	65 H	Ball St.	52 83	116 N	Kent St.	67 75	
						91 H	South Dakota St.	69 100	141 A	Butler	58 85	
									161 A	North Dakota	85 91	
									180 A	Akron	53 64	
									184 A	Eastern Mich.	40 64	
									186 H	Southeast Mo. St.	48 58	
									195 N	Texas Tech	48 82	
									232 A	Western Ill.	68 79	
									266 N	Monmouth	46 60	
									312 A	SIUE	53 57	
									326 H	Evansville	67 64	
									333 H	UIC	61 50	
LAST 10 Division I												
			91 H	South Dakota St.	69 100	326 H	Evansville	67 64				
			232 A	Western Ill.	68 79	184 A	Eastern Mich.	40 64				
			161 A	North Dakota	85 91	312 A	SIUE	53 57				
			43 H	South Dakota	41 62	266 N	Monmouth	46 60				
			141 A	Butler	58 85	195 N	Texas Tech	48 82				

Non-Div I Games: Heidelberg 82 55 Purdue Northwest 73 50

Purdue Fort Wayne

Loss, Non-Conf, S Site, H Home A Away N Neutral

Quinnipiac

Through Games Of Jan. 15, 2020

Average RPI Win:	222	WON-LOST	WINNING	LAST 10	STRENGTH OF	OPP. STRENGTH	TEAM	ADJ.	CONF.	ADJ CONF.
Average RPI Loss:	98	RECORD	PCT. RANK	GAMES	SCHEDULE	OF SCHEDULE	RPI	RPI	RPI	RPI
DIV. I ONLY	5- 8	231	4-6	129	146	204	204	24	24	
DIV. I NON-CONF.	3- 6	235	2-4	67	102	181	181	24	24	
TOTALS	RPI 1-25	RPI 26-50	W-L RECORDS	RPI 51-100	RPI 101-150	RPI 150+				
5- 8	0- 1	0- 0	OVERALL	1- 3	0- 3	4- 1				
3- 4	0- 0	0- 0	HOME	1- 1	0- 2	2- 1				
2- 4	0- 1	0- 0	AWAY	0- 2	0- 1	2- 0				
0- 0	0- 0	0- 0	NEUTRAL	0- 0	0- 0	0- 0				
3- 6	0- 1	0- 0	NON-CONFERENCE	1- 3	0- 2	2- 0				
2- 3	0- 0	0- 0	HOME	1- 1	0- 2	1- 0				
1- 3	0- 1	0- 0	AWAY	0- 2	0- 0	1- 0				
0- 0	0- 0	0- 0	NEUTRAL	0- 0	0- 0	0- 0				
2- 2	0- 0	0- 0	CONFERENCE	0- 0	0- 1	2- 1				
1- 1	0- 0	0- 0	HOME	0- 0	0- 0	1- 1				
1- 1	0- 0	0- 0	AWAY	0- 0	0- 1	1- 0				
0- 0	0- 0	0- 0	NEUTRAL	0- 0	0- 0	0- 0				

RPI 1-25				RPI 26-50				RPI 51-100				RPI 101+ Team's RPI: 204			
RPI	S	Opponent	Score	RPI	S	Opponent	Score	RPI	S	Opponent	Score	RPI	S	Opponent	Score
24	A	Maryland	52 107					51	A	Yale	59 63	124	A	Rider	59 75
								63	A	UCF	58 80	140	H	George Washington	67 78
								64	H	Bucknell	76 69	145	H	Harvard	68 77
								81	H	Drexel	62 66	156	H	Iona	71 75
												166	H	Rhode Island	75 63
												227	H	Manhattan	70 58
												313	A	Siena	66 52
												339	A	Hartford	87 50
LAST 10 Division I															
227	H	Manhattan	70 58	166	H	Rhode Island	75 63	63	A	UCF	58 80				
124	A	Rider	59 75	140	H	George Washington	67 78	145	H	Harvard	68 77				
313	A	Siena	66 52	24	A	Maryland	52 107								
156	H	Iona	71 75												
339	A	Hartford	87 50												

Non-Div I Games:

Quinnipiac

Average RPI Win:	288	WON-LOST	WINNING	LAST 10	STRENGTH OF	OPP. STRENGTH	TEAM	ADJ.	CONF.	ADJ CONF.
Average RPI Loss:	154	RECORD	PCT. RANK	GAMES	SCHEDULE	OF SCHEDULE	RPI	RPI	RPI	RPI
DIV. I ONLY	5- 10	252	3-7	272	196	262	262	27	27	
DIV. I NON-CONF.	2- 7	288	0-4	229	59	249	249	27	27	
TOTALS	RPI 1-25	RPI 26-50	W-L RECORDS	RPI 51-100	RPI 101-150	RPI 150+				
5- 10	0- 0	0- 2	OVERALL	0- 2	0- 0	5- 6				
2- 3	0- 0	0- 0	HOME	0- 0	0- 0	2- 3				
3- 7	0- 0	0- 2	AWAY	0- 2	0- 0	3- 3				
0- 0	0- 0	0- 0	NEUTRAL	0- 0	0- 0	0- 0				
2- 7	0- 0	0- 2	NON-CONFERENCE	0- 2	0- 0	2- 3				
0- 2	0- 0	0- 0	HOME	0- 0	0- 0	0- 2				
2- 5	0- 0	0- 2	AWAY	0- 2	0- 0	2- 1				
0- 0	0- 0	0- 0	NEUTRAL	0- 0	0- 0	0- 0				
3- 3	0- 0	0- 0	CONFERENCE	0- 0	0- 0	3- 3				
2- 1	0- 0	0- 0	HOME	0- 0	0- 0	2- 1				
1- 2	0- 0	0- 0	AWAY	0- 0	0- 0	1- 2				
0- 0	0- 0	0- 0	NEUTRAL	0- 0	0- 0	0- 0				

RPI 1-25				RPI 26-50				RPI 51-100				RPI 101+				Team's RPI: 262	
RPI	S	Opponent	Score	RPI	S	Opponent	Score	RPI	S	Opponent	Score	RPI	S	Opponent	Score		
				29	A	Ohio St.	57 70	53	A	Vanderbilt	46 80	176	A	Hampton	48 51		
				32	A	West Virginia	37 74	71	A	Alabama	51 85	195	H	American	55 59		
												206	A	ETSU	67 43		
												209	H	Mt. St. Mary's	58 75		
												229	H	UNC Asheville	50 63		
												265	A	Longwood	62 61		
												268	A	High Point	58 68		
												281	A	Morehead St.	62 73		
												286	H	Presbyterian	54 42		
												338	H	Charleston So.	72 35		
												346	A	South Carolina St.	60 45		
LAST 10 Division I																	
				265	A	Longwood	62 61	286	H	Presbyterian	54 42						
				229	H	UNC Asheville	50 63	71	A	Alabama	51 85						
				176	A	Hampton	48 51	195	H	American	55 59						
				268	A	High Point	58 68	29	A	Ohio St.	57 70						
				338	H	Charleston So.	72 35	281	A	Morehead St.	62 73						

Non-Div I Games:

Radford

Rhode Island

Through Games Of Jan. 15, 2020

Average RPI Win:	224	WON-LOST	WINNING	LAST 10	STRENGTH OF	OPP. STRENGTH	TEAM	ADJ.	CONF.	ADJ CONF.
Average RPI Loss:	132	RECORD	PCT. RANK	GAMES	SCHEDULE	OF SCHEDULE	RPI	RPI	RPI	RPI
DIV. I ONLY	9- 7	143	5-5	213	248	166	166	12	12	
DIV. I NON-CONF.	7- 5	130	3-3	231	321	164	164	12	12	
TOTALS	RPI 1-25	RPI 26-50	W-L RECORDS	RPI 51-100	RPI 101-150	RPI 150+				
9- 7	0- 0	0- 0	OVERALL	0- 2	2- 3	7- 2				
6- 1	0- 0	0- 0	HOME	0- 0	2- 1	4- 0				
2- 5	0- 0	0- 0	AWAY	0- 1	0- 2	2- 2				
1- 1	0- 0	0- 0	NEUTRAL	0- 1	0- 0	1- 0				
7- 5	0- 0	0- 0	NON-CONFERENCE	0- 1	1- 2	6- 2				
5- 0	0- 0	0- 0	HOME	0- 0	1- 0	4- 0				
1- 4	0- 0	0- 0	AWAY	0- 0	0- 2	1- 2				
1- 1	0- 0	0- 0	NEUTRAL	0- 1	0- 0	1- 0				
2- 2	0- 0	0- 0	CONFERENCE	0- 1	1- 1	1- 0				
1- 1	0- 0	0- 0	HOME	0- 0	1- 1	0- 0				
1- 1	0- 0	0- 0	AWAY	0- 1	0- 0	1- 0				
0- 0	0- 0	0- 0	NEUTRAL	0- 0	0- 0	0- 0				

RPI 1-25			RPI 26-50			RPI 51-100			RPI 101+			Team's RPI: 166
RPI	S	Opponent	Score	RPI	S	Opponent	Score	RPI	S	Opponent	Score	
						86 A Davidson	67 79	102 A Boston College		55 66		
						93 N Providence	51 58	123 H Richmond		76 70		
								135 H VCU		54 75		
								136 H Holy Cross		73 58		
								145 A Harvard		58 61		
								156 H Robert Morris		71 59		
								161 A North Dakota		61 67		
								172 A Saint Joseph's		49 47		
								204 A Quinnipiac		63 75		
								241 N Brown		89 44		
								246 H Vermont		77 74		
								254 H Fairfield		74 41		
								339 A Hartford		68 56		
								347 H LIU Brooklyn		79 56		
LAST 10 Division I												
172 A Saint Joseph's		49 47	204 A Quinnipiac		63 75							
86 A Davidson		67 79	156 H Robert Morris		71 59							
123 H Richmond		76 70	93 N Providence		51 58							
135 H VCU		54 75	241 N Brown		89 44							
145 A Harvard		58 61	136 H Holy Cross		73 58							

Non-Div I Games:

Rhode Island

■ Loss,
 ■ Non-Conf,
 ■ S Site,
 ■ H Home
 ■ A Away
 N Neutral

Average RPI Win:	243	WON-LOST	WINNING	LAST 10	STRENGTH OF	OPP. STRENGTH	TEAM	ADJ.	CONF.	ADJ CONF.
Average RPI Loss:	73	RECORD	PCT. RANK	GAMES	SCHEDULE	OF SCHEDULE	RPI	RPI	RPI	RPI
DIV. I ONLY	9- 6	123	7-3	215	98	142	142	13	13	
DIV. I NON-CONF.	5- 6	187	3-3	240	45	210	210	14	14	
TOTALS	RPI 1-25	RPI 26-50	W-L RECORDS	RPI 51-100	RPI 101-150	RPI 150+				
9- 6	0- 1	1- 3	OVERALL	0- 1	0- 0	8- 1				
6- 1	0- 1	1- 0	HOME	0- 0	0- 0	5- 0				
3- 3	0- 0	0- 1	AWAY	0- 1	0- 0	3- 1				
0- 2	0- 0	0- 2	NEUTRAL	0- 0	0- 0	0- 0				
5- 6	0- 1	0- 3	NON-CONFERENCE	0- 1	0- 0	5- 1				
4- 1	0- 1	0- 0	HOME	0- 0	0- 0	4- 0				
1- 3	0- 0	0- 1	AWAY	0- 1	0- 0	1- 1				
0- 2	0- 0	0- 2	NEUTRAL	0- 0	0- 0	0- 0				
4- 0	0- 0	1- 0	CONFERENCE	0- 0	0- 0	3- 0				
2- 0	0- 0	1- 0	HOME	0- 0	0- 0	1- 0				
2- 0	0- 0	0- 0	AWAY	0- 0	0- 0	2- 0				
0- 0	0- 0	0- 0	NEUTRAL	0- 0	0- 0	0- 0				

RPI 1-25			RPI 26-50			RPI 51-100			RPI 101+			Team's RPI: 142
RPI	S	Opponent	Score	RPI	S	Opponent	Score	RPI	S	Opponent	Score	
20	H	Texas A&M	61 62	30	N	Georgia Tech	52 54	100	A	Texas Southern	56 63	189 A Fla. Atlantic 78 69
				39	N	Virginia Tech	45 54					199 H Little Rock 66 40
				41	A	Oklahoma St.	38 69					208 A SMU 43 55
				47	H	Western Ky.	73 65					237 H Northern Ariz. 71 57
												284 H Marshall 81 43
												297 H Nicholls St. 71 47
												308 H Prairie View 77 55
												310 A FIU 68 47
												320 A McNeese 81 50
LAST 10 Division I												
310	A	FIU	68 47	39	N	Virginia Tech	45 54					
189	A	Fla. Atlantic	78 69	308	H	Prairie View	77 55					
47	H	Western Ky.	73 65	100	A	Texas Southern	56 63					
284	H	Marshall	81 43	237	H	Northern Ariz.	71 57					
30	N	Georgia Tech	52 54	320	A	McNeese	81 50					

Non-Div I Games:

Rice

 Loss,
 Non-Conf,
 S Site,
 H Home
 A Away
N Neutral

Average RPI Win:	176	WON-LOST	WINNING	LAST 10	STRENGTH OF	OPP. STRENGTH	TEAM	ADJ.	CONF.	ADJ CONF.
Average RPI Loss:	123	RECORD	PCT. RANK	GAMES	SCHEDULE	OF SCHEDULE	RPI	RPI	RPI	RPI
DIV. I ONLY	7- 10	219	2-8	41	233	123	123	12	12	
DIV. I NON-CONF.	7- 7	164	2-5	31	268	82	82	12	12	
TOTALS	RPI 1-25	RPI 26-50	W-L RECORDS	RPI 51-100	RPI 101-150	RPI 150+				
7- 10	0- 0	0- 2	OVERALL	0- 2	3- 2	4- 4				
3- 2	0- 0	0- 0	HOME	0- 1	1- 1	2- 0				
4- 5	0- 0	0- 2	AWAY	0- 1	2- 0	2- 2				
0- 3	0- 0	0- 0	NEUTRAL	0- 0	0- 1	0- 2				
7- 7	0- 0	0- 2	NON-CONFERENCE	0- 1	3- 2	4- 2				
3- 1	0- 0	0- 0	HOME	0- 0	1- 1	2- 0				
4- 3	0- 0	0- 2	AWAY	0- 1	2- 0	2- 0				
0- 3	0- 0	0- 0	NEUTRAL	0- 0	0- 1	0- 2				
0- 3	0- 0	0- 0	CONFERENCE	0- 1	0- 0	0- 2				
0- 1	0- 0	0- 0	HOME	0- 1	0- 0	0- 0				
0- 2	0- 0	0- 0	AWAY	0- 0	0- 0	0- 2				
0- 0	0- 0	0- 0	NEUTRAL	0- 0	0- 0	0- 0				

RPI 1-25				RPI 26-50				RPI 51-100				RPI 101+				Team's RPI: 123	
RPI	S	Opponent	Score	RPI	S	Opponent	Score	RPI	S	Opponent	Score	RPI	S	Opponent	Score		
				44	A	Old Dominion	51 73	81	A	Drexel	52 58	101	A	Coastal Caro.	79 67		
				48	A	Charlotte	59 78	95	H	Dayton	51 65	103	A	UNC Greensboro	70 62		
												112	N	Bradley	57 61		
												127	H	Furman	69 70		
												146	H	William & Mary	76 73		
												159	H	Norfolk St.	77 69		
												166	A	Rhode Island	70 76		
												172	A	Saint Joseph's	56 67		
												176	N	Hampton	65 69		
												189	H	Fla. Atlantic	57 55		
												209	N	Mt. St. Mary's	67 75		
												235	A	Georgetown	51 49		
												302	A	UMES	64 52		
LAST 10 Division I																	
				95	H	Dayton	51 65	209	N	Mt. St. Mary's	67 75						
				166	A	Rhode Island	70 76	44	A	Old Dominion	51 73						
				172	A	Saint Joseph's	56 67	127	H	Furman	69 70						
				159	H	Norfolk St.	77 69	302	A	UMES	64 52						
				176	N	Hampton	65 69	112	N	Bradley	57 61						

Non-Div I Games:

Richmond

Average RPI Win:	229	WON-LOST	WINNING	LAST 10	STRENGTH OF	OPP. STRENGTH	TEAM	ADJ.	CONF.	ADJ CONF.
Average RPI Loss:	51	RECORD	PCT. RANK	GAMES	SCHEDULE	OF SCHEDULE	RPI	RPI	RPI	RPI
DIV. I ONLY	10- 2	27	9-1	341	21	124	124	24	24	
DIV. I NON-CONF.	7- 2	56	6-1	332	21	126	126	24	24	
TOTALS	RPI 1-25	RPI 26-50	W-L RECORDS	RPI 51-100	RPI 101-150	RPI 150+				
10- 2	0- 1	0- 0	OVERALL	0- 1	0- 0	10- 0				
5- 0	0- 0	0- 0	HOME	0- 0	0- 0	5- 0				
4- 1	0- 1	0- 0	AWAY	0- 0	0- 0	4- 0				
1- 1	0- 0	0- 0	NEUTRAL	0- 1	0- 0	1- 0				
7- 2	0- 1	0- 0	NON-CONFERENCE	0- 1	0- 0	7- 0				
3- 0	0- 0	0- 0	HOME	0- 0	0- 0	3- 0				
3- 1	0- 1	0- 0	AWAY	0- 0	0- 0	3- 0				
1- 1	0- 0	0- 0	NEUTRAL	0- 1	0- 0	1- 0				
3- 0	0- 0	0- 0	CONFERENCE	0- 0	0- 0	3- 0				
2- 0	0- 0	0- 0	HOME	0- 0	0- 0	2- 0				
1- 0	0- 0	0- 0	AWAY	0- 0	0- 0	1- 0				
0- 0	0- 0	0- 0	NEUTRAL	0- 0	0- 0	0- 0				

RPI 1-25				RPI 26-50				RPI 51-100				RPI 101+ Team's RPI: 124			
RPI	S	Opponent	Score	RPI	S	Opponent	Score	RPI	S	Opponent	Score	RPI	S	Opponent	Score
18	A	Princeton	47 80					83	N	North Florida	70 80	156	A	Iona	81 37
												201	H	La Salle	70 43
												204	H	Quinnipiac	75 59
												209	A	Penn St.	78 70
												231	H	Xavier	64 57
												235	A	Georgetown	65 64
												248	H	Niagara	79 75
												251	A	Delaware St.	71 69
												267	N	Lipscomb	81 76
												287	H	Wagner	77 63
LAST 10 Division I															
204	H	Quinnipiac	75 59	235	A	Georgetown	65 64								
156	A	Iona	81 37	201	H	La Salle	70 43								
248	H	Niagara	79 75	83	N	North Florida	70 80								
251	A	Delaware St.	71 69	267	N	Lipscomb	81 76								
287	H	Wagner	77 63	231	H	Xavier	64 57								

Non-Div I Games:

Rider

Average RPI Win:	234	WON-LOST	WINNING	LAST 10	STRENGTH OF	OPP. STRENGTH	TEAM	ADJ.	CONF.	ADJ CONF.
Average RPI Loss:	129	RECORD	PCT. RANK	GAMES	SCHEDULE	OF SCHEDULE	RPI	RPI	RPI	RPI
DIV. I ONLY	8- 6	137	6-4	241	161	156	156	29	29	
DIV. I NON-CONF.	4- 6	212	2-4	141	131	167	167	30	30	
TOTALS	RPI 1-25	RPI 26-50	W-L RECORDS	RPI 51-100	RPI 101-150	RPI 150+				
8- 6	0- 0	0- 2	OVERALL	0- 0	0- 1	8- 3				
4- 2	0- 0	0- 0	HOME	0- 0	0- 0	4- 2				
4- 4	0- 0	0- 2	AWAY	0- 0	0- 1	4- 1				
0- 0	0- 0	0- 0	NEUTRAL	0- 0	0- 0	0- 0				
4- 6	0- 0	0- 2	NON-CONFERENCE	0- 0	0- 1	4- 3				
2- 2	0- 0	0- 0	HOME	0- 0	0- 0	2- 2				
2- 4	0- 0	0- 2	AWAY	0- 0	0- 1	2- 1				
0- 0	0- 0	0- 0	NEUTRAL	0- 0	0- 0	0- 0				
4- 0	0- 0	0- 0	CONFERENCE	0- 0	0- 0	4- 0				
2- 0	0- 0	0- 0	HOME	0- 0	0- 0	2- 0				
2- 0	0- 0	0- 0	AWAY	0- 0	0- 0	2- 0				
0- 0	0- 0	0- 0	NEUTRAL	0- 0	0- 0	0- 0				

RPI 1-25			RPI 26-50			RPI 51-100			RPI 101+			Team's RPI: 156
RPI	S	Opponent	Score	RPI	S	Opponent	Score	RPI	S	Opponent	Score	
				31	A	TCU	61 66					
				45	A	James Madison	32 59					
LAST 10 Division I												
295	H	St. Francis Brooklyn	69 44	159	A	Norfolk St.	69 62					
287	H	Wagner	51 47	166	A	Rhode Island	59 71					
174	A	Merrimack	68 62	244	H	Delaware	62 73					
340	A	Central Conn. St.	86 56	231	H	Xavier	71 57					
45	A	James Madison	32 59	116	A	Kent St.	81 82					

Non-Div I Games: Pitt.-Johnstown 63 30

Robert Morris

Rutgers

Through Games Of Jan. 15, 2020

Average RPI Win:	158	WON-LOST	WINNING	LAST 10	STRENGTH OF	OPP. STRENGTH	TEAM	ADJ.	CONF.	ADJ CONF.
Average RPI Loss:	22	RECORD	PCT. RANK	GAMES	SCHEDULE	OF SCHEDULE	RPI	RPI	RPI	RPI
DIV. I ONLY	14- 2	15	9-1	81	50	25	25	2	2	
DIV. I NON-CONF.	10- 1	19	5-0	226	72	39	39	2	2	
TOTALS	RPI 1-25	RPI 26-50	W-L RECORDS	RPI 51-100	RPI 101-150	RPI 150+				
14- 2	0- 1	3- 1	OVERALL	2- 0	3- 0	6- 0				
8- 1	0- 1	1- 0	HOME	1- 0	1- 0	5- 0				
4- 1	0- 0	1- 1	AWAY	0- 0	2- 0	1- 0				
2- 0	0- 0	1- 0	NEUTRAL	1- 0	0- 0	0- 0				
10- 1	0- 0	2- 1	NON-CONFERENCE	1- 0	1- 0	6- 0				
7- 0	0- 0	1- 0	HOME	0- 0	1- 0	5- 0				
1- 1	0- 0	0- 1	AWAY	0- 0	0- 0	1- 0				
2- 0	0- 0	1- 0	NEUTRAL	1- 0	0- 0	0- 0				
4- 1	0- 1	1- 0	CONFERENCE	1- 0	2- 0	0- 0				
1- 1	0- 1	0- 0	HOME	1- 0	0- 0	0- 0				
3- 0	0- 0	1- 0	AWAY	0- 0	2- 0	0- 0				
0- 0	0- 0	0- 0	NEUTRAL	0- 0	0- 0	0- 0				

RPI	S	Opponent	Score	RPI	S	Opponent	Score	RPI	S	Opponent	Score	RPI	S	Opponent	Score
9	H	Indiana	56 66	27	H	Virginia	73 63	53	N	Vanderbilt	62 56	119	A	Wisconsin	64 61
				28	A	Purdue	59 53	58	H	Nebraska	69 65	125	A	Illinois	75 51
				30	N	Georgia Tech	46 43					145	H	Harvard	74 46
				34	A	LSU	58 64					207	H	Towson	67 53
												248	H	Niagara	87 37
												260	H	Southern U.	78 58
												279	A	South Alabama	77 56
												284	H	Marshall	66 41
												343	H	Coppin St.	107 33
LAST 10 Division I															
				58	H	Nebraska	69 65	284	H	Marshall	66 41				
				125	A	Illinois	75 51	260	H	Southern U.	78 58				
				28	A	Purdue	59 53	207	H	Towson	67 53				
				9	H	Indiana	56 66	27	H	Virginia	73 63				
				119	A	Wisconsin	64 61	30	N	Georgia Tech	46 43				

Non-Div I Games:

Rutgers

Loss, Non-Conf, S Site, H Home A Away N Neutral

SFA		WON-LOST		WINNING		LAST 10		STRENGTH OF		OPP. STRENGTH		TEAM		ADJ.		CONF.		ADJ CONF.	
Average RPI Win: 272		RECORD		PCT. RANK		GAMES		SCHEDULE		OF SCHEDULE		RPI		RPI		RPI		RPI	
Average RPI Loss: 61																			
DIV. I ONLY		9- 3		50		7-3		322		186		148		148		25		25	
DIV. I NON-CONF.		4- 2		90		2-2		259		183		134		134		23		23	
TOTALS		RPI 1-25		RPI 26-50		W-L RECORDS		RPI 51-100		RPI 101-150		RPI 150+							
9- 3		0- 1		0- 0		OVERALL		0- 2		0- 0		9- 0							
4- 1		0- 0		0- 0		HOME		0- 1		0- 0		4- 0							
4- 2		0- 1		0- 0		AWAY		0- 1		0- 0		4- 0							
1- 0		0- 0		0- 0		NEUTRAL		0- 0		0- 0		1- 0							
4- 2		0- 1		0- 0		NON-CONFERENCE		0- 1		0- 0		4- 0							
1- 1		0- 0		0- 0		HOME		0- 1		0- 0		1- 0							
2- 1		0- 1		0- 0		AWAY		0- 0		0- 0		2- 0							
1- 0		0- 0		0- 0		NEUTRAL		0- 0		0- 0		1- 0							
5- 1		0- 0		0- 0		CONFERENCE		0- 1		0- 0		5- 0							
3- 0		0- 0		0- 0		HOME		0- 0		0- 0		3- 0							
2- 1		0- 0		0- 0		AWAY		0- 1		0- 0		2- 0							
0- 0		0- 0		0- 0		NEUTRAL		0- 0		0- 0		0- 0							

RPI 1-25				RPI 26-50				RPI 51-100				RPI 101+ Team's RPI: 148			
RPI	S	Opponent	Score	RPI	S	Opponent	Score	RPI	S	Opponent	Score	RPI	S	Opponent	Score
23	A	Oklahoma	62 75					63	H	UCF	57 63	190	A	A&M-Corpus Christi	66 44
								98	A	New Orleans	50 53	216	A	Tulsa	67 63
												234	H	Central Ark.	102 41
												261	H	Southeastern La.	77 51
												285	N	UC Santa Barbara	67 56
												303	A	Nevada	80 65
												306	A	Houston Baptist	59 42
												320	H	McNeese	82 51
												329	H	Alcorn	67 62
LAST 10 Division I															
234	H	Central Ark.	102 41	306	A	Houston Baptist	59 42								
190	A	A&M-Corpus Christi	66 44	303	A	Nevada	80 65								
98	A	New Orleans	50 53	285	N	UC Santa Barbara	67 56								
261	H	Southeastern La.	77 51	23	A	Oklahoma	62 75								
320	H	McNeese	82 51	63	H	UCF	57 63								

Non-Div I Games: LSU-Shreveport 75 32 Our Lady of the Lake 75 Cent. Christian (KS) 46

SFA

Loss, Non-Conf, S Site, H Home A Away N Neutral

SIUE										
Average RPI Win:	326	WON-LOST	WINNING	LAST 10	STRENGTH OF	OPP. STRENGTH	TEAM	ADJ.	CONF.	ADJ CONF.
Average RPI Loss:	157	RECORD	PCT. RANK	GAMES	SCHEDULE	OF SCHEDULE	RPI	RPI	RPI	RPI
DIV. I ONLY	3- 11	304	2-8	287	170	312	312	21	21	
DIV. I NON-CONF.	2- 8	295	1-5	199	206	311	311	22	22	

TOTALS	RPI 1-25	RPI 26-50	W-L RECORDS	RPI 51-100	RPI 101-150	RPI 150+				
3- 11	0- 0	0- 0	OVERALL	0- 5	0- 1	3- 5				
2- 3	0- 0	0- 0	HOME	0- 2	0- 1	2- 0				
1- 7	0- 0	0- 0	AWAY	0- 3	0- 0	1- 4				
0- 1	0- 0	0- 0	NEUTRAL	0- 0	0- 0	0- 1				
2- 8	0- 0	0- 0	NON-CONFERENCE	0- 4	0- 1	2- 3				
2- 3	0- 0	0- 0	HOME	0- 2	0- 1	2- 0				
0- 4	0- 0	0- 0	AWAY	0- 2	0- 0	0- 2				
0- 1	0- 0	0- 0	NEUTRAL	0- 0	0- 0	0- 1				
1- 3	0- 0	0- 0	CONFERENCE	0- 1	0- 0	1- 2				
0- 0	0- 0	0- 0	HOME	0- 0	0- 0	0- 0				
1- 3	0- 0	0- 0	AWAY	0- 1	0- 0	1- 2				
0- 0	0- 0	0- 0	NEUTRAL	0- 0	0- 0	0- 0				

RPI 1-25				RPI 26-50				RPI 51-100				RPI 101+				Team's RPI: 312	
RPI	S	Opponent	Score	RPI	S	Opponent	Score	RPI	S	Opponent	Score	RPI	S	Opponent	Score		
								58	A	Nebraska	49	63	111	H	Loyola Chicago	50	63
								82	A	Illinois St.	53	74	155	A	Missouri	51	68
								90	A	Belmont	48	69	173	N	North Ala.	67	85
								92	H	Southern Ill.	67	103	271	A	Eastern Ky.	46	49
								94	H	Saint Louis	35	68	281	A	Morehead St.	69	75
													319	A	Georgia St.	73	74
													321	H	Purdue Fort Wayne	57	53
													326	H	Evansville	85	74
													330	A	Tennessee St.	76	63
LAST 10 Division I																	
				271	A	Eastern Ky.	46	49	173	N	North Ala.	67	85				
				281	A	Morehead St.	69	75	82	A	Illinois St.	53	74				
				330	A	Tennessee St.	76	63	111	H	Loyola Chicago	50	63				
				90	A	Belmont	48	69	321	H	Purdue Fort Wayne	57	53				
				319	A	Georgia St.	73	74	155	A	Missouri	51	68				

Non-Div I Games: Quincy

65 70

SIUE

SMU				STRENGTH OF SCHEDULE	OPP. STRENGTH OF SCHEDULE	TEAM RPI	ADJ. RPI	CONF. RPI	ADJ CONF. RPI
Average RPI Win:	227	WON-LOST RECORD	WINNING PCT. RANK						
Average RPI Loss:	106		LAST 10 GAMES						
DIV. I ONLY	7- 9	205	4-6	139	124	208	208	8	8
DIV. I NON-CONF.	6- 6	164	3-3	164	225	218	218	8	8

TOTALS	RPI 1-25	RPI 26-50	W-L RECORDS	RPI 51-100	RPI 101-150	RPI 150+			
7- 9	0- 1	0- 1	OVERALL	0- 2	1- 2	6- 3			
5- 6	0- 1	0- 1	HOME	0- 0	1- 1	4- 3			
1- 3	0- 0	0- 0	AWAY	0- 2	0- 1	1- 0			
1- 0	0- 0	0- 0	NEUTRAL	0- 0	0- 0	1- 0			
6- 6	0- 0	0- 1	NON-CONFERENCE	0- 1	1- 1	5- 3			
5- 4	0- 0	0- 1	HOME	0- 0	1- 0	4- 3			
0- 2	0- 0	0- 0	AWAY	0- 1	0- 1	0- 0			
1- 0	0- 0	0- 0	NEUTRAL	0- 0	0- 0	1- 0			
1- 3	0- 1	0- 0	CONFERENCE	0- 1	0- 1	1- 0			
0- 2	0- 1	0- 0	HOME	0- 0	0- 1	0- 0			
1- 1	0- 0	0- 0	AWAY	0- 1	0- 0	1- 0			
0- 0	0- 0	0- 0	NEUTRAL	0- 0	0- 0	0- 0			

RPI 1-25				RPI 26-50				RPI 51-100				RPI 101+ Team's RPI: 208			
RPI	S	Opponent	Score	RPI	S	Opponent	Score	RPI	S	Opponent	Score	RPI	S	Opponent	Score
4	H	UConn	42 80	31	H	TCU	56 57	54	A	Temple	62 85	115	A	UT Arlington	46 51
								66	A	Pacific	49 77	137	H	Tulane	66 67
												142	H	Rice	55 43
												153	H	Wright St.	61 69
												161	H	North Dakota	66 51
												185	H	Northern Colo.	52 61
												198	H	UTEP	60 56
												205	H	George Mason	58 59
												252	N	CSUN	68 58
												256	H	UC Irvine	59 56
												257	A	East Carolina	55 47
												320	H	McNeese	81 60

LAST 10 Division I															
137	H	Tulane	66 67	256	H	UC Irvine	59 56								
54	A	Temple	62 85	115	A	UT Arlington	46 51								
257	A	East Carolina	55 47	198	H	UTEP	60 56								
4	H	UConn	42 80	161	H	North Dakota	66 51								
205	H	George Mason	58 59	153	H	Wright St.	61 69								

Non-Div I Games:

SMU

Sacramento St.

Through Games Of Jan. 15, 2020

Average RPI Win:	298	WON-LOST	WINNING	LAST 10	STRENGTH OF	OPP. STRENGTH	TEAM	ADJ.	CONF.	ADJ CONF.
Average RPI Loss:	220	RECORD	PCT. RANK	GAMES	SCHEDULE	OF SCHEDULE	RPI	RPI	RPI	RPI
DIV. I ONLY	1- 11	337	1-9	329	280	345	345	20	20	
DIV. I NON-CONF.	0- 7	338	0-5	328	300	351	351	17	17	
TOTALS	RPI 1-25	RPI 26-50	W-L RECORDS	RPI 51-100	RPI 101-150	RPI 150+				
1- 11	0- 0	0- 1	OVERALL	0- 0	0- 1	1- 9				
0- 3	0- 0	0- 1	HOME	0- 0	0- 1	0- 1				
1- 8	0- 0	0- 0	AWAY	0- 0	0- 0	1- 8				
0- 0	0- 0	0- 0	NEUTRAL	0- 0	0- 0	0- 0				
0- 7	0- 0	0- 1	NON-CONFERENCE	0- 0	0- 0	0- 6				
0- 1	0- 0	0- 1	HOME	0- 0	0- 0	0- 0				
0- 6	0- 0	0- 0	AWAY	0- 0	0- 0	0- 6				
0- 0	0- 0	0- 0	NEUTRAL	0- 0	0- 0	0- 0				
1- 4	0- 0	0- 0	CONFERENCE	0- 0	0- 1	1- 3				
0- 2	0- 0	0- 0	HOME	0- 0	0- 1	0- 1				
1- 2	0- 0	0- 0	AWAY	0- 0	0- 0	1- 2				
0- 0	0- 0	0- 0	NEUTRAL	0- 0	0- 0	0- 0				

RPI 1-25			RPI 26-50			RPI 51-100			RPI 101+			Team's RPI: 345
RPI	S	Opponent	Score	RPI	S	Opponent	Score	RPI	S	Opponent	Score	
				29	H	Ohio St.	74 104					
								110	H	Montana St.	48 85	
								167	A	San Jose St.	67 73	
								171	H	Montana	60 64	
								215	A	San Francisco	82 87	
								228	A	UC Davis	75 77	
								237	A	Northern Ariz.	107 114	
								290	A	Idaho St.	62 80	
								298	A	Weber St.	91 67	
								303	A	Nevada	72 83	
								331	A	Cal Poly	43 62	
								337	A	Seattle U	84 88	
LAST 10 Division I												
298	A	Weber St.	91 67	29	H	Ohio St.	74 104	215	A	San Francisco	82 87	
237	A	Northern Ariz.	107 114	337	A	Seattle U	84 88	228	A	UC Davis	75 77	
290	A	Idaho St.	62 80	331	A	Cal Poly	43 62					
171	H	Montana	60 64									
110	H	Montana St.	48 85									

Non-Div I Games: Cal Maritime 86 55 Pacific Union 94 35

Sacramento St.

Loss, Non-Conf, S Site, H Home A Away N Neutral

Sacred Heart

Through Games Of Jan. 15, 2020

Average RPI Win:	288	WON-LOST	WINNING	LAST 10	STRENGTH OF	OPP. STRENGTH	TEAM	ADJ.	CONF.	ADJ CONF.
Average RPI Loss:	159	RECORD	PCT. RANK	GAMES	SCHEDULE	OF SCHEDULE	RPI	RPI	RPI	RPI
DIV. I ONLY	5- 9	240	4-6	273	261	275	275	29	29	
DIV. I NON-CONF.	2- 8	295	1-5	191	230	298	298	30	30	
TOTALS	RPI 1-25	RPI 26-50	W-L RECORDS	RPI 51-100	RPI 101-150	RPI 150+				
5- 9	0- 0	0- 0	OVERALL	0- 4	0- 1	5- 4				
3- 1	0- 0	0- 0	HOME	0- 0	0- 1	3- 0				
1- 7	0- 0	0- 0	AWAY	0- 3	0- 0	1- 4				
1- 1	0- 0	0- 0	NEUTRAL	0- 1	0- 0	1- 0				
2- 8	0- 0	0- 0	NON-CONFERENCE	0- 4	0- 1	2- 3				
1- 1	0- 0	0- 0	HOME	0- 0	0- 1	1- 0				
0- 6	0- 0	0- 0	AWAY	0- 3	0- 0	0- 3				
1- 1	0- 0	0- 0	NEUTRAL	0- 1	0- 0	1- 0				
3- 1	0- 0	0- 0	CONFERENCE	0- 0	0- 0	3- 1				
2- 0	0- 0	0- 0	HOME	0- 0	0- 0	2- 0				
1- 1	0- 0	0- 0	AWAY	0- 0	0- 0	1- 1				
0- 0	0- 0	0- 0	NEUTRAL	0- 0	0- 0	0- 0				

RPI 1-25			RPI 26-50			RPI 51-100			RPI 101+			Team's RPI: 275
RPI	S	Opponent	Score	RPI	S	Opponent	Score	RPI	S	Opponent	Score	
						51 A Yale	40 87	136 H Holy Cross		52 65		
						58 N Nebraska	49 72	172 A Saint Joseph's		44 71		
						61 A Seton Hall	69 95	174 H Merrimack		63 60		
						97 A Stony Brook	50 54	209 A Penn St.		65 88		
								287 A Wagner		79 65		
								313 A Siena		57 68		
								318 H Hofstra		71 44		
								322 N Detroit Mercy		66 60		
								335 A Fairleigh Dickinson		60 65		
								340 H Central Conn. St.		66 58		
LAST 10 Division I												
335 A Fairleigh Dickinson		60 65	51 A Yale		40 87							
340 H Central Conn. St.		66 58	136 H Holy Cross		52 65							
287 A Wagner		79 65	172 A Saint Joseph's		44 71							
174 H Merrimack		63 60	58 N Nebraska		49 72							
209 A Penn St.		65 88	322 N Detroit Mercy		66 60							

Non-Div I Games: Bridgeport 77 63

Sacred Heart

Loss, Non-Conf, S Site, H Home A Away N Neutral

Average RPI Win:	285	WON-LOST	WINNING	LAST 10	STRENGTH OF	OPP. STRENGTH	TEAM	ADJ.	CONF.	ADJ CONF.
Average RPI Loss:	126	RECORD	PCT. RANK	GAMES	SCHEDULE	OF SCHEDULE	RPI	RPI	RPI	RPI
DIV. I ONLY	6- 10	236	5-5	217	189	219	219	29	29	
DIV. I NON-CONF.	2- 9	304	1-4	53	91	201	201	30	30	
TOTALS	RPI 1-25	RPI 26-50	W-L RECORDS	RPI 51-100	RPI 101-150	RPI 150+				
6- 10	0- 0	0- 3	OVERALL	0- 2	0- 2	6- 3				
2- 3	0- 0	0- 0	HOME	0- 1	0- 1	2- 1				
3- 6	0- 0	0- 2	AWAY	0- 1	0- 1	3- 2				
1- 1	0- 0	0- 1	NEUTRAL	0- 0	0- 0	1- 0				
2- 9	0- 0	0- 3	NON-CONFERENCE	0- 2	0- 2	2- 2				
0- 3	0- 0	0- 0	HOME	0- 1	0- 1	0- 1				
1- 5	0- 0	0- 2	AWAY	0- 1	0- 1	1- 1				
1- 1	0- 0	0- 1	NEUTRAL	0- 0	0- 0	1- 0				
4- 1	0- 0	0- 0	CONFERENCE	0- 0	0- 0	4- 1				
2- 0	0- 0	0- 0	HOME	0- 0	0- 0	2- 0				
2- 1	0- 0	0- 0	AWAY	0- 0	0- 0	2- 1				
0- 0	0- 0	0- 0	NEUTRAL	0- 0	0- 0	0- 0				

RPI 1-25				RPI 26-50				RPI 51-100				RPI 101+				Team's RPI: 219	
RPI	S	Opponent	Score	RPI	S	Opponent	Score	RPI	S	Opponent	Score	RPI	S	Opponent	Score		
				32	A	West Virginia	45 74	64	H	Bucknell	46 70	105	H	Liberty	52 71		
				36	N	FGCU	64 97	75	A	South Fla.	23 62	113	A	Duquesne	69 72		
				39	A	Virginia Tech	41 105					183	H	Youngstown St.	46 56		
												226	N	Stetson	78 73		
												246	A	Vermont	73 69		
												281	A	Morehead St.	54 65		
												287	H	Wagner	51 50		
												295	H	St. Francis Brooklyn	82 72		
												314	A	Bryant	63 60		
												335	A	Fairleigh Dickinson	47 56		
												340	A	Central Conn. St.	64 52		
LAST 10 Division I																	
				287	H	Wagner	51 50	64	H	Bucknell	46 70						
				295	H	St. Francis Brooklyn	82 72	105	H	Liberty	52 71						
				335	A	Fairleigh Dickinson	47 56	113	A	Duquesne	69 72						
				340	A	Central Conn. St.	64 52	183	H	Youngstown St.	46 56						
				314	A	Bryant	63 60	246	A	Vermont	73 69						

Non-Div I Games:

Saint Francis (PA)

■ Loss,
■ Non-Conf,
■ S Site,
■ H Home
■ A Away
N Neutral

Saint Joseph's

Through Games Of Jan. 15, 2020

Average RPI Win:	176	WON-LOST	WINNING	LAST 10	STRENGTH OF	OPP. STRENGTH	TEAM	ADJ.	CONF.	ADJ CONF.
Average RPI Loss:	115	RECORD	PCT. RANK	GAMES	SCHEDULE	OF SCHEDULE	RPI	RPI	RPI	RPI
DIV. I ONLY	7- 9	205	4-6	78	147	172	172	12	12	
DIV. I NON-CONF.	6- 6	164	3-3	86	172	142	142	12	12	
TOTALS	RPI 1-25	RPI 26-50	W-L RECORDS	RPI 51-100	RPI 101-150	RPI 150+				
7- 9	0- 0	0- 0	OVERALL	1- 3	2- 5	4- 1				
5- 3	0- 0	0- 0	HOME	1- 1	1- 1	3- 1				
1- 4	0- 0	0- 0	AWAY	0- 1	0- 3	1- 0				
1- 2	0- 0	0- 0	NEUTRAL	0- 1	1- 1	0- 0				
6- 6	0- 0	0- 0	NON-CONFERENCE	1- 3	1- 3	4- 0				
4- 2	0- 0	0- 0	HOME	1- 1	0- 1	3- 0				
1- 2	0- 0	0- 0	AWAY	0- 1	0- 1	1- 0				
1- 2	0- 0	0- 0	NEUTRAL	0- 1	1- 1	0- 0				
1- 3	0- 0	0- 0	CONFERENCE	0- 0	1- 2	0- 1				
1- 1	0- 0	0- 0	HOME	0- 0	1- 0	0- 1				
0- 2	0- 0	0- 0	AWAY	0- 0	0- 2	0- 0				
0- 0	0- 0	0- 0	NEUTRAL	0- 0	0- 0	0- 0				

RPI 1-25			RPI 26-50			RPI 51-100			RPI 101+			Team's RPI: 172
RPI	S	Opponent	Score	RPI	S	Opponent	Score	RPI	S	Opponent	Score	
						54 H Temple	67 63	114 A Massachusetts		43 61		
						61 N Seton Hall	39 55	121 H Penn		45 55		
						76 A Villanova	44 60	123 H Richmond		67 56		
						81 H Drexel	52 62	127 N Furman		48 63		
								135 A VCU		40 47		
								145 N Harvard		63 39		
								150 A Auburn		62 66		
								166 H Rhode Island		47 49		
								169 A Columbia		71 57		
								195 H American		72 51		
								273 H Navy		49 40		
								275 H Sacred Heart		71 44		
LAST 10 Division I												
166 H Rhode Island			47 49	127 N Furman			48 63					
114 A Massachusetts			43 61	145 N Harvard			63 39					
135 A VCU			40 47	76 A Villanova			44 60					
123 H Richmond			67 56	275 H Sacred Heart			71 44					
273 H Navy			49 40	81 H Drexel			52 62					

Non-Div I Games:

Saint Joseph's

 Loss,
 Non-Conf,
 S Site,
H Home
A Away
N Neutral

Average RPI Win:	185	WON-LOST	WINNING	LAST 10	STRENGTH OF	OPP. STRENGTH	TEAM	ADJ.	CONF.	ADJ CONF.
Average RPI Loss:	87	RECORD	PCT. RANK	GAMES	SCHEDULE	OF SCHEDULE	RPI	RPI	RPI	RPI
DIV. I ONLY	10- 7	127	5-5	95	114	94	94	12	12	
DIV. I NON-CONF.	8- 5	117	3-3	58	137	63	63	12	12	
TOTALS	RPI 1-25	RPI 26-50	W-L RECORDS	RPI 51-100	RPI 101-150	RPI 150+				
10- 7	0- 1	0- 0	OVERALL	2- 4	2- 1	6- 1				
5- 4	0- 1	0- 0	HOME	2- 2	1- 1	2- 0				
5- 3	0- 0	0- 0	AWAY	0- 2	1- 0	4- 1				
0- 0	0- 0	0- 0	NEUTRAL	0- 0	0- 0	0- 0				
8- 5	0- 1	0- 0	NON-CONFERENCE	2- 3	2- 0	4- 1				
4- 2	0- 1	0- 0	HOME	2- 1	1- 0	1- 0				
4- 3	0- 0	0- 0	AWAY	0- 2	1- 0	3- 1				
0- 0	0- 0	0- 0	NEUTRAL	0- 0	0- 0	0- 0				
2- 2	0- 0	0- 0	CONFERENCE	0- 1	0- 1	2- 0				
1- 2	0- 0	0- 0	HOME	0- 1	0- 1	1- 0				
1- 0	0- 0	0- 0	AWAY	0- 0	0- 0	1- 0				
0- 0	0- 0	0- 0	NEUTRAL	0- 0	0- 0	0- 0				

RPI S	Opponent	Score	RPI S	Opponent	Score	RPI S	Opponent	Score	RPI S	Opponent	Score
18	H Princeton	50 66				53	A Vanderbilt	50 62	108	H Colgate	61 51
						67	H Kansas	60 68	117	A Cincinnati	60 50
						78	H UT Martin	56 50	135	H VCU	52 65
						82	H Illinois St.	61 56	155	A Missouri	58 83
						86	H Davidson	58 65	186	H Southeast Mo. St.	76 61
						92	A Southern Ill.	53 61	201	A La Salle	77 61
									213	A Northern Ky.	67 42
									274	H St. Bonaventure	72 51
									278	A Indiana St.	55 53
									312	A SIUE	68 35
LAST 10 Division I											
274	H St. Bonaventure	72 51	67	H Kansas	60 68						
135	H VCU	52 65	18	H Princeton	50 66						
201	A La Salle	77 61	82	H Illinois St.	61 56						
86	H Davidson	58 65	155	A Missouri	58 83						
278	A Indiana St.	55 53	186	H Southeast Mo. St.	76 61						

Non-Div I Games:

Saint Louis

Saint Mary's (CA)

Through Games Of Jan. 15, 2020

Average RPI Win:	225	WON-LOST	WINNING	LAST 10	STRENGTH OF	OPP. STRENGTH	TEAM	ADJ.	CONF.	ADJ CONF.
Average RPI Loss:	109	RECORD	PCT. RANK	GAMES	SCHEDULE	OF SCHEDULE	RPI	RPI	RPI	RPI
DIV. I ONLY	9- 8	164	6-4	128	139	131	131	11	11	
DIV. I NON-CONF.	5- 6	187	2-2	138	166	189	189	11	11	
TOTALS	RPI 1-25	RPI 26-50	W-L RECORDS	RPI 51-100	RPI 101-150	RPI 150+				
9- 8	0- 2	1- 1	OVERALL	0- 2	1- 0	7- 3				
6- 2	0- 1	1- 1	HOME	0- 0	0- 0	5- 0				
2- 6	0- 1	0- 0	AWAY	0- 2	1- 0	1- 3				
1- 0	0- 0	0- 0	NEUTRAL	0- 0	0- 0	1- 0				
5- 6	0- 1	1- 1	NON-CONFERENCE	0- 2	0- 0	4- 2				
4- 2	0- 1	1- 1	HOME	0- 0	0- 0	3- 0				
0- 4	0- 0	0- 0	AWAY	0- 2	0- 0	0- 2				
1- 0	0- 0	0- 0	NEUTRAL	0- 0	0- 0	1- 0				
4- 2	0- 1	0- 0	CONFERENCE	0- 0	1- 0	3- 1				
2- 0	0- 0	0- 0	HOME	0- 0	0- 0	2- 0				
2- 2	0- 1	0- 0	AWAY	0- 0	1- 0	1- 1				
0- 0	0- 0	0- 0	NEUTRAL	0- 0	0- 0	0- 0				

RPI 1-25				RPI 26-50				RPI 51-100				RPI 101+ Team's RPI: 131			
RPI	S	Opponent	Score	RPI	S	Opponent	Score	RPI	S	Opponent	Score	RPI	S	Opponent	Score
7	A	Gonzaga	49 74	33	H	Marquette	63 77	63	A	UCF	58 67	143	A	Santa Clara	95 87
21	H	NC State	70 87	47	H	Western Ky.	80 73	67	A	Kansas	81 86	152	A	Portland	65 78
												215	A	San Francisco	86 79
												223	A	Wyoming	67 69
												228	H	UC Davis	83 74
												230	H	Pepperdine	85 78
												269	H	LMU (CA)	86 70
												274	N	St. Bonaventure	72 57
												285	H	UC Santa Barbara	64 43
												303	A	Nevada	72 78
												331	H	Cal Poly	84 67
LAST 10 Division I															
152	A	Portland	65 78	215	A	San Francisco	86 79								
7	A	Gonzaga	49 74	274	N	St. Bonaventure	72 57								
269	H	LMU (CA)	86 70	63	A	UCF	58 67								
230	H	Pepperdine	85 78	67	A	Kansas	81 86								
143	A	Santa Clara	95 87	331	H	Cal Poly	84 67								

Non-Div I Games:

Saint Mary's (CA)

■ Loss,
 ■ Non-Conf,
 ■ S Site,
 ■ H Home
 ■ A Away
 N Neutral

Saint Peter's

Through Games Of Jan. 15, 2020

Average RPI Win:	326	WON-LOST	WINNING	LAST 10	STRENGTH OF	OPP. STRENGTH	TEAM	ADJ.	CONF.	ADJ CONF.
Average RPI Loss:	231	RECORD	PCT. RANK	GAMES	SCHEDULE	OF SCHEDULE	RPI	RPI	RPI	RPI
DIV. I ONLY	4- 10	275	2-8	343	339	336	336	24	24	
DIV. I NON-CONF.	3- 6	235	1-4	348	341	339	339	24	24	
TOTALS	RPI 1-25	RPI 26-50	W-L RECORDS	RPI 51-100	RPI 101-150	RPI 150+				
4- 10	0- 0	0- 0	OVERALL	0- 2	0- 0	4- 8				
2- 4	0- 0	0- 0	HOME	0- 1	0- 0	2- 3				
2- 6	0- 0	0- 0	AWAY	0- 1	0- 0	2- 5				
0- 0	0- 0	0- 0	NEUTRAL	0- 0	0- 0	0- 0				
3- 6	0- 0	0- 0	NON-CONFERENCE	0- 1	0- 0	3- 5				
1- 2	0- 0	0- 0	HOME	0- 1	0- 0	1- 1				
2- 4	0- 0	0- 0	AWAY	0- 0	0- 0	2- 4				
0- 0	0- 0	0- 0	NEUTRAL	0- 0	0- 0	0- 0				
1- 4	0- 0	0- 0	CONFERENCE	0- 1	0- 0	1- 3				
1- 2	0- 0	0- 0	HOME	0- 0	0- 0	1- 2				
0- 2	0- 0	0- 0	AWAY	0- 1	0- 0	0- 1				
0- 0	0- 0	0- 0	NEUTRAL	0- 0	0- 0	0- 0				

RPI 1-25				RPI 26-50				RPI 51-100				RPI 101+				Team's RPI: 336	
RPI	S	Opponent	Score	RPI	S	Opponent	Score	RPI	S	Opponent	Score	RPI	S	Opponent	Score		
								70	A	Marist	76	96	218	A	Howard	80	92
								84	H	Lehigh	71	80	227	H	Manhattan	52	85
													251	A	Delaware St.	66	89
													254	A	Fairfield	48	67
													266	H	Monmouth	67	81
													287	A	Wagner	89	90
													299	H	Morgan St.	78	77
													313	H	Siena	87	83
													317	A	NJIT	73	76
													335	H	Fairleigh Dickinson	71	77
													343	A	Coppin St.	82	57
													347	A	LIU Brooklyn	89	74
LAST 10 Division I																	
				266	H	Monmouth	67	81		84	H	Lehigh	71	80			
				254	A	Fairfield	48	67		335	H	Fairleigh Dickinson	71	77			
				227	H	Manhattan	52	85		251	A	Delaware St.	66	89			
				313	H	Siena	87	83		317	A	NJIT	73	76			
				70	A	Marist	76	96		299	H	Morgan St.	78	77			

Non-Div I Games:

Saint Peter's

■ Loss,
 ■ Non-Conf,
 ■ S Site,
 ■ H Home
 ■ A Away
 N Neutral

Average RPI Win:	240	WON-LOST	WINNING	LAST 10	STRENGTH OF	OPP. STRENGTH	TEAM	ADJ.	CONF.	ADJ CONF.
Average RPI Loss:	177	RECORD	PCT. RANK	GAMES	SCHEDULE	OF SCHEDULE	RPI	RPI	RPI	RPI
DIV. I ONLY	9- 4	67	8-2	315	178	133	133	25	25	
DIV. I NON-CONF.	2- 4	235	1-2	177	179	184	184	23	23	
TOTALS	RPI 1-25	RPI 26-50	W-L RECORDS	RPI 51-100	RPI 101-150	RPI 150+				
9- 4	0- 1	0- 0	OVERALL	1- 0	1- 0	7- 3				
4- 0	0- 0	0- 0	HOME	0- 0	1- 0	3- 0				
5- 4	0- 1	0- 0	AWAY	1- 0	0- 0	4- 3				
0- 0	0- 0	0- 0	NEUTRAL	0- 0	0- 0	0- 0				
2- 4	0- 1	0- 0	NON-CONFERENCE	0- 0	1- 0	1- 3				
1- 0	0- 0	0- 0	HOME	0- 0	1- 0	0- 0				
1- 4	0- 1	0- 0	AWAY	0- 0	0- 0	1- 3				
0- 0	0- 0	0- 0	NEUTRAL	0- 0	0- 0	0- 0				
7- 0	0- 0	0- 0	CONFERENCE	1- 0	0- 0	6- 0				
3- 0	0- 0	0- 0	HOME	0- 0	0- 0	3- 0				
4- 0	0- 0	0- 0	AWAY	1- 0	0- 0	3- 0				
0- 0	0- 0	0- 0	NEUTRAL	0- 0	0- 0	0- 0				

RPI 1-25				RPI 26-50				RPI 51-100				RPI 101+ Team's RPI: 133			
RPI	S	Opponent	Score	RPI	S	Opponent	Score	RPI	S	Opponent	Score	RPI	S	Opponent	Score
23	A	Oklahoma	71 95					98	A	New Orleans	78 46	128	H	Louisiana	77 73
												187	H	Lamar University	68 47
												195	A	Texas Tech	57 99
												234	A	Central Ark.	72 54
												239	A	Oral Roberts	41 64
												250	A	Ole Miss	69 75
												261	A	Southeastern La.	84 69
												294	A	UTSA	81 77
												297	H	Nicholls St.	87 71
												320	H	McNeese	92 59
												344	A	Northwestern St.	79 69
LAST 10 Division I															
187	H	Lamar University	68 47	98	A	New Orleans	78 46								
234	A	Central Ark.	72 54	344	A	Northwestern St.	79 69	23	A	Oklahoma	71 95				
261	A	Southeastern La.	84 69	294	A	UTSA	81 77	239	A	Oral Roberts	41 64				
297	H	Nicholls St.	87 71												
320	H	McNeese	92 59												

Non-Div I Games: Jarvis Christian 114 46 Howard Payne 91 49 Wiley 102 52

Sam Houston St.

Average RPI Win:	261	WON-LOST	WINNING	LAST 10	STRENGTH OF	OPP. STRENGTH	TEAM	ADJ.	CONF.	ADJ CONF.
Average RPI Loss:	107	RECORD	PCT. RANK	GAMES	SCHEDULE	OF SCHEDULE	RPI	RPI	RPI	RPI
DIV. I ONLY	5- 11	261	5-5	56	268	149	149	23	23	
DIV. I NON-CONF.	4- 10	259	4-4	49	269	155	155	20	20	
TOTALS	RPI 1-25	RPI 26-50	W-L RECORDS	RPI 51-100	RPI 101-150	RPI 150+				
5- 11	0- 2	0- 1	OVERALL	0- 2	0- 3	5- 3				
0- 3	0- 0	0- 1	HOME	0- 1	0- 0	0- 1				
4- 8	0- 2	0- 0	AWAY	0- 1	0- 3	4- 2				
1- 0	0- 0	0- 0	NEUTRAL	0- 0	0- 0	1- 0				
4- 10	0- 2	0- 1	NON-CONFERENCE	0- 2	0- 2	4- 3				
0- 3	0- 0	0- 1	HOME	0- 1	0- 0	0- 1				
3- 7	0- 2	0- 0	AWAY	0- 1	0- 2	3- 2				
1- 0	0- 0	0- 0	NEUTRAL	0- 0	0- 0	1- 0				
1- 1	0- 0	0- 0	CONFERENCE	0- 0	0- 1	1- 0				
0- 0	0- 0	0- 0	HOME	0- 0	0- 0	0- 0				
1- 1	0- 0	0- 0	AWAY	0- 0	0- 1	1- 0				
0- 0	0- 0	0- 0	NEUTRAL	0- 0	0- 0	0- 0				

RPI 1-25				RPI 26-50				RPI 51-100				RPI 101+ Team's RPI: 149			
RPI	S	Opponent	Score	RPI	S	Opponent	Score	RPI	S	Opponent	Score	RPI	S	Opponent	Score
16	A	Florida St.	59 88	47	H	Western Ky.	84 88	69	H	Troy	65 74	127	A	Furman	69 77
19	A	Kentucky	49 79					78	A	UT Martin	75 80	129	A	Fordham	37 68
												130	A	Florida	48 84
												160	A	UAB	69 76
												163	H	Tennessee Tech	57 72
												173	A	North Ala.	79 63
												211	A	Murray St.	84 56
												243	A	Kennesaw St.	55 60
												300	A	Wofford	74 58
												305	A	Alabama St.	83 48
												318	N	Hofstra	65 45
LAST 10 Division I															
127	A	Furman	69 77	47	H	Western Ky.	84 88	19	A	Kentucky	49 79				
300	A	Wofford	74 58					160	A	UAB	69 76				
318	N	Hofstra	65 45					305	A	Alabama St.	83 48				
129	A	Fordham	37 68					173	A	North Ala.	79 63				
211	A	Murray St.	84 56												

Non-Div I Games: Montevallo 81 60

Samford

San Diego

Through Games Of Jan. 15, 2020

Average RPI Win:	248	WON-LOST	WINNING	LAST 10	STRENGTH OF	OPP. STRENGTH	TEAM	ADJ.	CONF.	ADJ CONF.
Average RPI Loss:	138	RECORD	PCT. RANK	GAMES	SCHEDULE	OF SCHEDULE	RPI	RPI	RPI	RPI
DIV. I ONLY	7- 8	192	4-6	142	254	191	191	11	11	
DIV. I NON-CONF.	5- 5	164	2-3	162	331	208	208	11	11	
TOTALS	RPI 1-25	RPI 26-50	W-L RECORDS	RPI 51-100	RPI 101-150	RPI 150+				
7- 8	0- 1	0- 0	OVERALL	0- 2	0- 1	7- 4				
4- 5	0- 1	0- 0	HOME	0- 1	0- 1	4- 2				
3- 3	0- 0	0- 0	AWAY	0- 1	0- 0	3- 2				
0- 0	0- 0	0- 0	NEUTRAL	0- 0	0- 0	0- 0				
5- 5	0- 0	0- 0	NON-CONFERENCE	0- 1	0- 1	5- 3				
3- 4	0- 0	0- 0	HOME	0- 1	0- 1	3- 2				
2- 1	0- 0	0- 0	AWAY	0- 0	0- 0	2- 1				
0- 0	0- 0	0- 0	NEUTRAL	0- 0	0- 0	0- 0				
2- 3	0- 1	0- 0	CONFERENCE	0- 1	0- 0	2- 1				
1- 1	0- 1	0- 0	HOME	0- 0	0- 0	1- 0				
1- 2	0- 0	0- 0	AWAY	0- 1	0- 0	1- 1				
0- 0	0- 0	0- 0	NEUTRAL	0- 0	0- 0	0- 0				

RPI	S	Opponent	Score	RPI	S	Opponent	Score	RPI	S	Opponent	Score	RPI	S	Opponent	Score	Team's RPI: 191
7	H	Gonzaga	42 57					79	H	Washington	47 65	120	H	Idaho	32 65	
								99	A	BYU	36 52	152	H	Portland	74 55	
												167	A	San Jose St.	82 88	
												195	H	Texas Tech	60 64	
												203	H	Cal St. Fullerton	67 72	
												207	H	Towson	81 67	
												230	A	Pepperdine	57 73	
												252	H	CSUN	59 40	
												266	H	Monmouth	57 49	
												269	A	LMU (CA)	67 59	
												282	A	San Diego St.	70 47	
												307	A	Air Force	70 59	
LAST 10 Division I																
99	A	BYU	36 52	252	H	CSUN	59 40									
7	H	Gonzaga	42 57	79	H	Washington	47 65									
152	H	Portland	74 55	282	A	San Diego St.	70 47									
269	A	LMU (CA)	67 59	203	H	Cal St. Fullerton	67 72									
230	A	Pepperdine	57 73	120	H	Idaho	32 65									

Non-Div I Games: Biola 81 28

San Diego

■ Loss,
 ■ Non-Conf,
 ■ S Site,
 ■ H Home
 ■ A Away
 N Neutral

Average RPI Win:	261	WON-LOST	WINNING	LAST 10	STRENGTH OF	OPP. STRENGTH	TEAM	ADJ.	CONF.	ADJ CONF.
Average RPI Loss:	182	RECORD	PCT. RANK	GAMES	SCHEDULE	OF SCHEDULE	RPI	RPI	RPI	RPI
DIV. I ONLY	7- 11	230	4-6	239	286	282	282	19	19	
DIV. I NON-CONF.	4- 7	225	2-2	310	305	312	312	25	25	
TOTALS	RPI 1-25	RPI 26-50	W-L RECORDS	RPI 51-100	RPI 101-150	RPI 150+				
7- 11	0- 0	0- 0	OVERALL	0- 1	0- 3	7- 7				
5- 6	0- 0	0- 0	HOME	0- 1	0- 1	5- 4				
2- 5	0- 0	0- 0	AWAY	0- 0	0- 2	2- 3				
0- 0	0- 0	0- 0	NEUTRAL	0- 0	0- 0	0- 0				
4- 7	0- 0	0- 0	NON-CONFERENCE	0- 1	0- 0	4- 6				
2- 5	0- 0	0- 0	HOME	0- 1	0- 0	2- 4				
2- 2	0- 0	0- 0	AWAY	0- 0	0- 0	2- 2				
0- 0	0- 0	0- 0	NEUTRAL	0- 0	0- 0	0- 0				
3- 4	0- 0	0- 0	CONFERENCE	0- 0	0- 3	3- 1				
3- 1	0- 0	0- 0	HOME	0- 0	0- 1	3- 0				
0- 3	0- 0	0- 0	AWAY	0- 0	0- 2	0- 1				
0- 0	0- 0	0- 0	NEUTRAL	0- 0	0- 0	0- 0				

RPI 1-25				RPI 26-50				RPI 51-100				RPI 101+				Team's RPI: 282	
RPI	S	Opponent	Score	RPI	S	Opponent	Score	RPI	S	Opponent	Score	RPI	S	Opponent	Score		
								96	H	California	48	74	106	A	Fresno St.	54	79
												106	H	Fresno St.	60	65	
												107	A	Boise St.	72	86	
												167	A	San Jose St.	67	84	
												191	H	San Diego	47	70	
												202	A	Hawaii	58	61	
												203	H	Cal St. Fullerton	55	45	
												207	H	Towson	80	72	
												212	H	Arkansas St.	62	71	
												223	H	Wyoming	67	60	
												252	H	CSUN	69	74	
												258	H	Colorado St.	59	49	
												280	H	Alabama A&M	53	61	
												285	A	UC Santa Barbara	52	64	
												292	H	Utah St.	66	62	
												304	A	California Baptist	80	68	
												341	A	Incarnate Word	57	48	
LAST 10 Division I																	
				106	H	Fresno St.	60	65		252	H	CSUN	69	74			
				107	A	Boise St.	72	86		341	A	Incarnate Word	57	48			
				223	H	Wyoming	67	60		304	A	California Baptist	80	68			
				292	H	Utah St.	66	62		191	H	San Diego	47	70			
				106	A	Fresno St.	54	79		167	A	San Jose St.	67	84			

Non-Div I Games: Westcliff 77 56

San Diego St.

San Francisco

Through Games Of Jan. 15, 2020

Average RPI Win:	225	WON-LOST	WINNING	LAST 10	STRENGTH OF	OPP. STRENGTH	TEAM	ADJ.	CONF.	ADJ CONF.
Average RPI Loss:	129	RECORD	PCT. RANK	GAMES	SCHEDULE	OF SCHEDULE	RPI	RPI	RPI	RPI
DIV. I ONLY	7- 10	219	4-6	169	160	215	215	11	11	
DIV. I NON-CONF.	7- 5	130	4-1	147	178	133	133	11	11	
TOTALS	RPI 1-25	RPI 26-50	W-L RECORDS	RPI 51-100	RPI 101-150	RPI 150+				
7- 10	0- 2	0- 0	OVERALL	0- 2	1- 3	6- 3				
3- 5	0- 1	0- 0	HOME	0- 1	0- 3	3- 0				
1- 4	0- 0	0- 0	AWAY	0- 1	0- 0	1- 3				
3- 1	0- 1	0- 0	NEUTRAL	0- 0	1- 0	2- 0				
7- 5	0- 2	0- 0	NON-CONFERENCE	0- 1	1- 1	6- 1				
3- 2	0- 1	0- 0	HOME	0- 0	0- 1	3- 0				
1- 2	0- 0	0- 0	AWAY	0- 1	0- 0	1- 1				
3- 1	0- 1	0- 0	NEUTRAL	0- 0	1- 0	2- 0				
0- 5	0- 0	0- 0	CONFERENCE	0- 1	0- 2	0- 2				
0- 3	0- 0	0- 0	HOME	0- 1	0- 2	0- 0				
0- 2	0- 0	0- 0	AWAY	0- 0	0- 0	0- 2				
0- 0	0- 0	0- 0	NEUTRAL	0- 0	0- 0	0- 0				

RPI 1-25				RPI 26-50				RPI 51-100				RPI 101+ Team's RPI: 215			
RPI	S	Opponent	Score	RPI	S	Opponent	Score	RPI	S	Opponent	Score	RPI	S	Opponent	Score
8	H	Stanford	71 97					66	H	Pacific	61 84	120	H	Idaho	60 66
14	N	Mississippi St.	38 73					79	A	Washington	54 73	131	H	Saint Mary's (CA)	79 86
												134	N	Houston	80 57
												143	H	Santa Clara	72 80
												185	A	Northern Colo.	90 83
												197	N	Bowling Green	64 56
												203	H	Cal St. Fullerton	71 63
												228	A	UC Davis	67 79
												230	A	Pepperdine	70 82
												252	H	CSUN	79 61
												256	N	UC Irvine	68 61
												269	A	LMU (CA)	69 76
												345	H	Sacramento St.	87 82
LAST 10 Division I															
230	A	Pepperdine	70 82	256	N	UC Irvine	68 61								
269	A	LMU (CA)	69 76	79	A	Washington	54 73								
143	H	Santa Clara	72 80	345	H	Sacramento St.	87 82								
66	H	Pacific	61 84	203	H	Cal St. Fullerton	71 63								
131	H	Saint Mary's (CA)	79 86	134	N	Houston	80 57								

Non-Div I Games:

San Francisco

■ Loss,
■ Non-Conf,
■ S Site,
■ H Home
■ A Away
N Neutral

Average RPI Win:	245	WON-LOST	WINNING	LAST 10	STRENGTH OF	OPP. STRENGTH	TEAM	ADJ.	CONF.	ADJ CONF.
Average RPI Loss:	153	RECORD	PCT. RANK	GAMES	SCHEDULE	OF SCHEDULE	RPI	RPI	RPI	RPI
DIV. I ONLY	11- 6	87	6-4	290	213	167	167	19	19	
DIV. I NON-CONF.	5- 5	164	0-3	325	159	264	264	25	25	
TOTALS	RPI 1-25	RPI 26-50	W-L RECORDS	RPI 51-100	RPI 101-150	RPI 150+				
11- 6	0- 0	0- 0	OVERALL	1- 2	0- 2	10- 2				
6- 1	0- 0	0- 0	HOME	1- 0	0- 1	5- 0				
5- 3	0- 0	0- 0	AWAY	0- 1	0- 1	5- 1				
0- 2	0- 0	0- 0	NEUTRAL	0- 1	0- 0	0- 1				
5- 5	0- 0	0- 0	NON-CONFERENCE	1- 2	0- 1	4- 2				
4- 0	0- 0	0- 0	HOME	1- 0	0- 0	3- 0				
1- 3	0- 0	0- 0	AWAY	0- 1	0- 1	1- 1				
0- 2	0- 0	0- 0	NEUTRAL	0- 1	0- 0	0- 1				
6- 1	0- 0	0- 0	CONFERENCE	0- 0	0- 1	6- 0				
2- 1	0- 0	0- 0	HOME	0- 0	0- 1	2- 0				
4- 0	0- 0	0- 0	AWAY	0- 0	0- 0	4- 0				
0- 0	0- 0	0- 0	NEUTRAL	0- 0	0- 0	0- 0				

RPI 1-25			RPI 26-50			RPI 51-100			RPI 101+			Team's RPI: 167
RPI	S	Opponent	Score	RPI	S	Opponent	Score	RPI	S	Opponent	Score	
						74 A CSU Bakersfield	71 75	106 H Fresno St.		76 85		
						80 H Buffalo	95 88	143 A Santa Clara		81 89		
						99 N BYU	56 75	165 A New Mexico		81 80		
								191 H San Diego		88 82		
								200 H UNLV		62 60		
								237 N Northern Ariz.		64 67		
								256 A UC Irvine		77 79		
								258 A Colorado St.		58 53		
								282 H San Diego St.		84 67		
								285 A UC Santa Barbara		73 70		
								289 H Eastern Wash.		84 66		
								292 A Utah St.		76 61		
								303 A Nevada		72 70		
								345 H Sacramento St.		73 67		
LAST 10 Division I												
200	H	UNLV	62 60	237	N	Northern Ariz.	64 67					
258	A	Colorado St.	58 53	99	N	BYU	56 75					
303	A	Nevada	72 70	282	H	San Diego St.	84 67					
106	H	Fresno St.	76 85	292	A	Utah St.	76 61					
165	A	New Mexico	81 80	74	A	CSU Bakersfield	71 75					

Non-Div I Games: La Verne 128 62

San Jose St.

Santa Clara

Through Games Of Jan. 15, 2020

Average RPI Win:	172	WON-LOST	WINNING	LAST 10	STRENGTH OF	OPP. STRENGTH	TEAM	ADJ.	CONF.	ADJ CONF.
Average RPI Loss:	162	RECORD	PCT. RANK	GAMES	SCHEDULE	OF SCHEDULE	RPI	RPI	RPI	RPI
DIV. I ONLY	7- 8	192	4-6	122	171	143	143	11	11	
DIV. I NON-CONF.	5- 5	164	2-3	74	177	103	103	11	11	
TOTALS	RPI 1-25	RPI 26-50	W-L RECORDS	RPI 51-100	RPI 101-150	RPI 150+				
7- 8	0- 1	0- 1	OVERALL	1- 1	1- 1	5- 4				
3- 2	0- 0	0- 0	HOME	1- 0	1- 1	1- 1				
3- 5	0- 1	0- 1	AWAY	0- 1	0- 0	3- 2				
1- 1	0- 0	0- 0	NEUTRAL	0- 0	0- 0	1- 1				
5- 5	0- 1	0- 1	NON-CONFERENCE	0- 1	1- 0	4- 2				
2- 1	0- 0	0- 0	HOME	0- 0	1- 0	1- 1				
2- 3	0- 1	0- 1	AWAY	0- 1	0- 0	2- 0				
1- 1	0- 0	0- 0	NEUTRAL	0- 0	0- 0	1- 1				
2- 3	0- 0	0- 0	CONFERENCE	1- 0	0- 1	1- 2				
1- 1	0- 0	0- 0	HOME	1- 0	0- 1	0- 0				
1- 2	0- 0	0- 0	AWAY	0- 0	0- 0	1- 2				
0- 0	0- 0	0- 0	NEUTRAL	0- 0	0- 0	0- 0				

RPI 1-25				RPI 26-50				RPI 51-100				RPI 101+ Team's RPI: 143			
RPI	S	Opponent	Score	RPI	S	Opponent	Score	RPI	S	Opponent	Score	RPI	S	Opponent	Score
1	A	Missouri St.	64 71	50	A	Arizona	52 65	66	H	Pacific	75 65	106	H	Fresno St.	90 66
								96	A	California	65 69	131	H	Saint Mary's (CA)	87 95
												167	H	San Jose St.	89 81
												171	N	Montana	68 58
												215	A	San Francisco	80 72
												228	A	UC Davis	62 61
												230	A	Pepperdine	71 79
												244	N	Delaware	80 81
												252	A	CSUN	76 55
												269	A	LMU (CA)	59 75
												277	H	Long Beach St.	46 54
LAST 10 Division I															
269	A	LMU (CA)	59 75	106	H	Fresno St.	90 66	252	A	CSUN	76 55				
230	A	Pepperdine	71 79	96	A	California	65 69	277	H	Long Beach St.	46 54				
215	A	San Francisco	80 72	244	N	Delaware	80 81								
131	H	Saint Mary's (CA)	87 95												
66	H	Pacific	75 65												

Non-Div I Games: UC Santa Cruz 109 51

Santa Clara

Loss, Non-Conf, S Site, H Home A Away N Neutral

Average RPI Win:	325	WON-LOST	WINNING	LAST 10	STRENGTH OF	OPP. STRENGTH	TEAM	ADJ.	CONF.	ADJ CONF.
Average RPI Loss:	212	RECORD	PCT. RANK	GAMES	SCHEDULE	OF SCHEDULE	RPI	RPI	RPI	RPI
DIV. I ONLY	4- 9	267	4-6	342	341	337	337	32	32	
DIV. I NON-CONF.	3- 7	252	3-4	320	323	323	323	32	32	
TOTALS	RPI 1-25	RPI 26-50	W-L RECORDS	RPI 51-100	RPI 101-150	RPI 150+				
4- 9	0- 0	0- 0	OVERALL	0- 1	0- 2	4- 6				
3- 3	0- 0	0- 0	HOME	0- 0	0- 2	3- 1				
1- 6	0- 0	0- 0	AWAY	0- 1	0- 0	1- 5				
0- 0	0- 0	0- 0	NEUTRAL	0- 0	0- 0	0- 0				
3- 7	0- 0	0- 0	NON-CONFERENCE	0- 1	0- 2	3- 4				
2- 2	0- 0	0- 0	HOME	0- 0	0- 2	2- 0				
1- 5	0- 0	0- 0	AWAY	0- 1	0- 0	1- 4				
0- 0	0- 0	0- 0	NEUTRAL	0- 0	0- 0	0- 0				
1- 2	0- 0	0- 0	CONFERENCE	0- 0	0- 0	1- 2				
1- 1	0- 0	0- 0	HOME	0- 0	0- 0	1- 1				
0- 1	0- 0	0- 0	AWAY	0- 0	0- 0	0- 1				
0- 0	0- 0	0- 0	NEUTRAL	0- 0	0- 0	0- 0				

RPI 1-25				RPI 26-50				RPI 51-100				RPI 101+				Team's RPI: 337	
RPI	S	Opponent	Score	RPI	S	Opponent	Score	RPI	S	Opponent	Score	RPI	S	Opponent	Score		
								79	A	Washington	46	78	110	H	Montana St.	65	73
												120	H	Idaho	84	90	
												203	A	Cal St. Fullerton	63	81	
												237	A	Northern Ariz.	80	88	
												238	H	UMKC	65	76	
												277	H	Long Beach St.	66	54	
												290	A	Idaho St.	48	73	
												292	A	Utah St.	63	70	
												331	A	Cal Poly	72	49	
												342	A	Utah Valley	58	70	
												345	H	Sacramento St.	88	84	
												348	H	Chicago St.	80	51	
LAST 10 Division I																	
				342	A	Utah Valley	58	70	277	H	Long Beach St.	66	54				
				348	H	Chicago St.	80	51	345	H	Sacramento St.	88	84				
				238	H	UMKC	65	76	110	H	Montana St.	65	73				
				203	A	Cal St. Fullerton	63	81	79	A	Washington	46	78				
				331	A	Cal Poly	72	49	120	H	Idaho	84	90				

Non-Div I Games: Warner Pacific 89 47 Saint Martin's 91 81 Central Wash. 75 65

Seattle U

Loss, Non-Conf, S Site, H Home A Away N Neutral

Average RPI Win:	190	WON-LOST	WINNING	LAST 10	STRENGTH OF	OPP. STRENGTH	TEAM	ADJ.	CONF.	ADJ CONF.
Average RPI Loss:	37	RECORD	PCT. RANK	GAMES	SCHEDULE	OF SCHEDULE	RPI	RPI	RPI	RPI
DIV. I ONLY	10- 7	127	6-4	36	62	61	61	6	6	
DIV. I NON-CONF.	7- 4	100	3-1	21	74	57	57	6	6	
TOTALS	RPI 1-25	RPI 26-50	W-L RECORDS	RPI 51-100	RPI 101-150	RPI 150+				
10- 7	0- 3	0- 2	OVERALL	1- 2	2- 0	7- 0				
5- 3	0- 2	0- 0	HOME	0- 1	1- 0	4- 0				
3- 3	0- 1	0- 1	AWAY	0- 1	1- 0	2- 0				
2- 1	0- 0	0- 1	NEUTRAL	1- 0	0- 0	1- 0				
7- 4	0- 2	0- 1	NON-CONFERENCE	1- 1	1- 0	5- 0				
4- 2	0- 2	0- 0	HOME	0- 0	1- 0	3- 0				
1- 1	0- 0	0- 0	AWAY	0- 1	0- 0	1- 0				
2- 1	0- 0	0- 1	NEUTRAL	1- 0	0- 0	1- 0				
3- 3	0- 1	0- 1	CONFERENCE	0- 1	1- 0	2- 0				
1- 1	0- 0	0- 0	HOME	0- 1	0- 0	1- 0				
2- 2	0- 1	0- 1	AWAY	0- 0	1- 0	1- 0				
0- 0	0- 0	0- 0	NEUTRAL	0- 0	0- 0	0- 0				

RPI 1-25				RPI 26-50				RPI 51-100				Team's RPI: 61		RPI 101+			
RPI	S	Opponent	Score	RPI	S	Opponent	Score	RPI	S	Opponent	Score			RPI	S	Opponent	Score
4	H	UConn	78 92	30	N	Georgia Tech	54 79	53	N	Vanderbilt	69 65			135	H	VCU	53 33
11	A	DePaul	68 85	33	A	Marquette	60 81	76	H	Villanova	55 61			141	A	Butler	67 62
18	H	Princeton	76 78					84	A	Lehigh	68 75			156	A	Iona	89 37
														172	N	Saint Joseph's	55 39
														231	A	Xavier	83 61
														235	H	Georgetown	79 60
														247	H	Lafayette	74 50
														254	H	Fairfield	74 44
														275	H	Sacred Heart	95 69
LAST 10 Division I																	
				33	A	Marquette	60 81	141	A	Butler	67 62						
				11	A	DePaul	68 85	247	H	Lafayette	74 50						
				235	H	Georgetown	79 60	156	A	Iona	89 37						
				76	H	Villanova	55 61	4	H	UConn	78 92						
				231	A	Xavier	83 61	53	N	Vanderbilt	69 65						

Non-Div I Games:

Seton Hall

Average RPI Win:	309	WON-LOST	WINNING	LAST 10	STRENGTH OF	OPP. STRENGTH	TEAM	ADJ.	CONF.	ADJ CONF.
Average RPI Loss:	204	RECORD	PCT. RANK	GAMES	SCHEDULE	OF SCHEDULE	RPI	RPI	RPI	RPI
DIV. I ONLY	3- 11	304	2-8	237	349	313	313	24	24	
DIV. I NON-CONF.	2- 7	288	1-4	70	351	279	279	24	24	
TOTALS	RPI 1-25	RPI 26-50	W-L RECORDS	RPI 51-100	RPI 101-150	RPI 150+				
3- 11	0- 0	0- 0	OVERALL	0- 0	0- 4	3- 7				
2- 3	0- 0	0- 0	HOME	0- 0	0- 0	2- 3				
1- 8	0- 0	0- 0	AWAY	0- 0	0- 4	1- 4				
0- 0	0- 0	0- 0	NEUTRAL	0- 0	0- 0	0- 0				
2- 7	0- 0	0- 0	NON-CONFERENCE	0- 0	0- 4	2- 3				
2- 1	0- 0	0- 0	HOME	0- 0	0- 0	2- 1				
0- 6	0- 0	0- 0	AWAY	0- 0	0- 4	0- 2				
0- 0	0- 0	0- 0	NEUTRAL	0- 0	0- 0	0- 0				
1- 4	0- 0	0- 0	CONFERENCE	0- 0	0- 0	1- 4				
0- 2	0- 0	0- 0	HOME	0- 0	0- 0	0- 2				
1- 2	0- 0	0- 0	AWAY	0- 0	0- 0	1- 2				
0- 0	0- 0	0- 0	NEUTRAL	0- 0	0- 0	0- 0				

RPI 1-25			RPI 26-50			RPI 51-100			RPI 101+			Team's RPI: 313
RPI	S	Opponent	Score	RPI	S	Opponent	Score	RPI	S	Opponent	Score	
								108	A	Colgate	51	88
								114	A	Massachusetts	55	61
								121	A	Penn	44	92
								145	A	Harvard	51	68
								189	A	Fla. Atlantic	39	83
								193	H	Binghamton	62	89
								204	H	Quinnipiac	52	66
								248	A	Niagara	61	68
								254	H	Fairfield	35	65
								275	H	Sacred Heart	68	57
								325	H	Albany (NY)	52	46
								328	A	Canisius	68	63
								335	A	Fairleigh Dickinson	58	67
								336	A	Saint Peter's	83	87
LAST 10 Division I												
328	A	Canisius	68	63	335	A	Fairleigh Dickinson	58	67			
248	A	Niagara	61	68	114	A	Massachusetts	55	61			
336	A	Saint Peter's	83	87	325	H	Albany (NY)	52	46			
204	H	Quinnipiac	52	66	108	A	Colgate	51	88			
254	H	Fairfield	35	65	189	A	Fla. Atlantic	39	83			

Non-Div I Games:

Siena

■ Loss,
 ■ Non-Conf,
 ■ S Site,
 ■ Home
 ■ A Away
 N Neutral

South Alabama

Through Games Of Jan. 15, 2020

Average RPI Win:	256	WON-LOST	WINNING	LAST 10	STRENGTH OF	OPP. STRENGTH	TEAM	ADJ.	CONF.	ADJ CONF.
Average RPI Loss:	135	RECORD	PCT. RANK	GAMES	SCHEDULE	OF SCHEDULE	RPI	RPI	RPI	RPI
DIV. I ONLY	5- 9	240	4-6	214	202	279	279	22	22	
DIV. I NON-CONF.	3- 7	252	2-4	216	101	277	277	21	21	
TOTALS	RPI 1-25	RPI 26-50	W-L RECORDS	RPI 51-100	RPI 101-150	RPI 150+				
5- 9	0- 1	0- 0	OVERALL	0- 1	1- 3	4- 4				
4- 5	0- 1	0- 0	HOME	0- 1	0- 2	4- 1				
1- 4	0- 0	0- 0	AWAY	0- 0	1- 1	0- 3				
0- 0	0- 0	0- 0	NEUTRAL	0- 0	0- 0	0- 0				
3- 7	0- 1	0- 0	NON-CONFERENCE	0- 1	1- 1	2- 4				
2- 4	0- 1	0- 0	HOME	0- 1	0- 1	2- 1				
1- 3	0- 0	0- 0	AWAY	0- 0	1- 0	0- 3				
0- 0	0- 0	0- 0	NEUTRAL	0- 0	0- 0	0- 0				
2- 2	0- 0	0- 0	CONFERENCE	0- 0	0- 2	2- 0				
2- 1	0- 0	0- 0	HOME	0- 0	0- 1	2- 0				
0- 1	0- 0	0- 0	AWAY	0- 0	0- 1	0- 0				
0- 0	0- 0	0- 0	NEUTRAL	0- 0	0- 0	0- 0				

RPI 1-25				RPI 26-50				RPI 51-100				RPI 101+ Team's RPI: 279			
RPI	S	Opponent	Score	RPI	S	Opponent	Score	RPI	S	Opponent	Score	RPI	S	Opponent	Score
25	H	Rutgers	56 77					71	H	Alabama	62 74	101	H	Coastal Caro.	62 71
												128	A	Louisiana	68 73
												137	A	Tulane	62 53
												150	H	Auburn	62 82
												160	A	UAB	61 77
												178	H	Miami (OH)	73 76
												190	H	A&M-Corpus Christi	83 82
												194	A	Southern Miss.	55 62
												206	A	ETSU	60 65
												276	H	Appalachian St.	81 66
												330	H	Tennessee St.	70 48
												349	H	La.-Monroe	72 63
LAST 10 Division I															
349	H	La.-Monroe	72 63	194	A	Southern Miss.	55 62								
128	A	Louisiana	68 73	137	A	Tulane	62 53								
101	H	Coastal Caro.	62 71	150	H	Auburn	62 82								
276	H	Appalachian St.	81 66	330	H	Tennessee St.	70 48								
206	A	ETSU	60 65	71	H	Alabama	62 74								

Non-Div I Games: William Carey 68 52 Mobile 103 59

South Alabama

Loss, Non-Conf, S Site, H Home A Away N Neutral

South Carolina

Through Games Of Jan. 15, 2020

Average RPI Win:	102	WON-LOST	WINNING	LAST 10	STRENGTH OF	OPP. STRENGTH	TEAM	ADJ.	CONF.	ADJ CONF.
Average RPI Loss:	9	RECORD	PCT. RANK	GAMES	SCHEDULE	OF SCHEDULE	RPI	RPI	RPI	RPI
DIV. I ONLY	16- 1	2	10-0	10	17	2	2	5	5	
DIV. I NON-CONF.	12- 1	9	6-0	37	12	6	6	5	5	
TOTALS	RPI 1-25	RPI 26-50	W-L RECORDS	RPI 51-100	RPI 101-150	RPI 150+				
16- 1	3- 1	4- 0	OVERALL	5- 0	0- 0	4- 0				
8- 0	1- 0	4- 0	HOME	0- 0	0- 0	3- 0				
6- 0	1- 0	0- 0	AWAY	4- 0	0- 0	1- 0				
2- 1	1- 1	0- 0	NEUTRAL	1- 0	0- 0	0- 0				
12- 1	2- 1	3- 0	NON-CONFERENCE	3- 0	0- 0	4- 0				
6- 0	0- 0	3- 0	HOME	0- 0	0- 0	3- 0				
4- 0	1- 0	0- 0	AWAY	2- 0	0- 0	1- 0				
2- 1	1- 1	0- 0	NEUTRAL	1- 0	0- 0	0- 0				
4- 0	1- 0	1- 0	CONFERENCE	2- 0	0- 0	0- 0				
2- 0	1- 0	1- 0	HOME	0- 0	0- 0	0- 0				
2- 0	0- 0	0- 0	AWAY	2- 0	0- 0	0- 0				
0- 0	0- 0	0- 0	NEUTRAL	0- 0	0- 0	0- 0				

RPI S	Opponent	Score	RPI S	Opponent	Score	RPI S	Opponent	Score	RPI S	Opponent	Score
9 N	Indiana	57 71	28 H	Purdue	85 49	52 N	Washington St.	68 53	170 A	Clemson	84 48
12 N	Baylor	74 59	42 H	Duke	89 46	53 A	Vanderbilt	93 57	276 H	Appalachian St.	92 50
19 H	Kentucky	99 72	43 H	South Dakota	73 60	54 A	Temple	78 71	305 H	Alabama St.	103 43
24 A	Maryland	63 54	46 H	Arkansas	91 82	71 A	Alabama	93 78	334 H	USC Upstate	112 32
						95 A	Dayton	75 49			
LAST 10 Division I											
53 A	Vanderbilt	93 57	42 H	Duke	89 46						
46 H	Arkansas	91 82	28 H	Purdue	85 49						
71 A	Alabama	93 78	54 A	Temple	78 71						
19 H	Kentucky	99 72	12 N	Baylor	74 59						
43 H	South Dakota	73 60	52 N	Washington St.	68 53						

Non-Div I Games:

South Carolina

Loss, Non-Conf, S Site, H Home A Away N Neutral

Average RPI Win: 341		WON-LOST	WINNING	LAST 10	STRENGTH OF	OPP. STRENGTH	TEAM	ADJ.	CONF.	ADJ CONF.
Average RPI Loss: 239		RECORD	PCT. RANK	GAMES	SCHEDULE	OF SCHEDULE	RPI	RPI	RPI	RPI
DIV. I ONLY		2- 14	331	1-9	334	346	346	346	30	30
DIV. I NON-CONF.		1- 12	335	0-7	317	345	345	345	31	31
TOTALS	RPI 1-25	RPI 26-50		W-L RECORDS		RPI 51-100	RPI 101-150	RPI 150+		
2- 14	0- 0	0- 0		OVERALL		0- 0	0- 1	2- 13		
0- 5	0- 0	0- 0		HOME		0- 0	0- 0	0- 5		
2- 8	0- 0	0- 0		AWAY		0- 0	0- 1	2- 7		
0- 1	0- 0	0- 0		NEUTRAL		0- 0	0- 0	0- 1		
1- 12	0- 0	0- 0		NON-CONFERENCE		0- 0	0- 1	1- 11		
0- 5	0- 0	0- 0		HOME		0- 0	0- 0	0- 5		
1- 6	0- 0	0- 0		AWAY		0- 0	0- 1	1- 5		
0- 1	0- 0	0- 0		NEUTRAL		0- 0	0- 0	0- 1		
1- 2	0- 0	0- 0		CONFERENCE		0- 0	0- 0	1- 2		
0- 0	0- 0	0- 0		HOME		0- 0	0- 0	0- 0		
1- 2	0- 0	0- 0		AWAY		0- 0	0- 0	1- 2		
0- 0	0- 0	0- 0		NEUTRAL		0- 0	0- 0	0- 0		

RPI 1-25				RPI 26-50				RPI 51-100				RPI 101+				Team's RPI: 346	
RPI	S	Opponent	Score	RPI	S	Opponent	Score	RPI	S	Opponent	Score	RPI	S	Opponent	Score		
												101	A	Coastal Caro.	44	85	
												161	H	North Dakota	53	95	
												173	N	North Ala.	46	99	
												200	A	UNLV	57	66	
												218	A	Howard	47	78	
												222	A	UNCW	46	84	
												224	H	Col. of Charleston	55	76	
												229	A	UNC Asheville	51	82	
												262	H	Radford	45	60	
												286	H	Presbyterian	49	70	
												299	A	Morgan St.	47	77	
												316	H	Mercer	55	66	
												319	A	Georgia St.	52	77	
												334	A	USC Upstate	47	58	
												338	A	Charleston So.	81	75	
												343	A	Coppin St.	71	60	
LAST 10 Division I																	
				218	A	Howard	47	78	319	A	Georgia St.	52	77				
				299	A	Morgan St.	47	77	334	A	USC Upstate	47	58				
				343	A	Coppin St.	71	60	229	A	UNC Asheville	51	82				
				101	A	Coastal Caro.	44	85	316	H	Mercer	55	66				
				173	N	North Ala.	46	99	161	H	North Dakota	53	95				

Non-Div I Games:

South Carolina St.

Loss, Non-Conf, S Site, H Home A Away N Neutral

South Dakota

Through Games Of Jan. 15, 2020

Average RPI Win:	181	WON-LOST	WINNING	LAST 10	STRENGTH OF	OPP. STRENGTH	TEAM	ADJ.	CONF.	ADJ CONF.
Average RPI Loss:	2	RECORD	PCT. RANK	GAMES	SCHEDULE	OF SCHEDULE	RPI	RPI	RPI	RPI
DIV. I ONLY	14- 2	15	9-1	190	11	43	43	18	18	
DIV. I NON-CONF.	10- 2	30	5-1	99	2	22	22	19	19	
TOTALS	RPI 1-25	RPI 26-50	W-L RECORDS	RPI 51-100	RPI 101-150	RPI 150+				
14- 2	2- 2	1- 0	OVERALL	0- 0	1- 0	10- 0				
7- 1	2- 1	0- 0	HOME	0- 0	0- 0	5- 0				
5- 1	0- 1	0- 0	AWAY	0- 0	1- 0	4- 0				
2- 0	0- 0	1- 0	NEUTRAL	0- 0	0- 0	1- 0				
10- 2	2- 2	1- 0	NON-CONFERENCE	0- 0	1- 0	6- 0				
5- 1	2- 1	0- 0	HOME	0- 0	0- 0	3- 0				
3- 1	0- 1	0- 0	AWAY	0- 0	1- 0	2- 0				
2- 0	0- 0	1- 0	NEUTRAL	0- 0	0- 0	1- 0				
4- 0	0- 0	0- 0	CONFERENCE	0- 0	0- 0	4- 0				
2- 0	0- 0	0- 0	HOME	0- 0	0- 0	2- 0				
2- 0	0- 0	0- 0	AWAY	0- 0	0- 0	2- 0				
0- 0	0- 0	0- 0	NEUTRAL	0- 0	0- 0	0- 0				

RPI 1-25				RPI 26-50				Team's RPI: 43				RPI 51-100				RPI 101+			
RPI	S	Opponent	Score	RPI	S	Opponent	Score	RPI	S	Opponent	Score	RPI	S	Opponent	Score	RPI	S	Opponent	Score
1	H	Missouri St.	66 74	29	N	Ohio St.	68 53					138	A	Utah	84 81				
2	A	South Carolina	60 73									155	H	Missouri	72 56				
15	H	Creighton	72 65									162	A	Green Bay	66 60				
22	H	Drake	102 94									171	H	Montana	96 64				
												182	A	Northeastern	80 76				
												221	N	Northern Ill.	91 48				
												232	A	Western Ill.	96 65				
												255	H	Omaha	77 44				
												293	H	Denver	104 61				
												321	A	Purdue Fort Wayne	62 41				
												343	H	Coppin St.	82 44				
LAST 10 Division I																			
255	H	Omaha	77 44	171	H	Montana	96 64												
293	H	Denver	104 61	343	H	Coppin St.	82 44												
321	A	Purdue Fort Wayne	62 41	15	H	Creighton	72 65												
232	A	Western Ill.	96 65	221	N	Northern Ill.	91 48												
2	A	South Carolina	60 73	29	N	Ohio St.	68 53												

Non-Div I Games: Mt. Marty 110 39

South Dakota

Loss, Non-Conf, S Site, H Home A Away N Neutral

Season Summary By Division				Through Games Of Jan. 15, 1916						
Average RPI Win:	216	WON-LOST	WINNING	LAST 10	STRENGTH OF	OPP. STRENGTH	TEAM	ADJ.	CONF.	ADJ CONF.
Average RPI Loss:	24	RECORD	PCT. RANK	GAMES	SCHEDULE	OF SCHEDULE	RPI	RPI	RPI	RPI
DIV. I ONLY	12- 6	78	7-3	177	31	91	91	18	18	
DIV. I NON-CONF.	7- 6	161	2-3	77	7	95	95	19	19	

TOTALS	RPI 1-25		RPI 26-50		W-L RECORDS		RPI 51-100		RPI 101-150	RPI 150+
12- 6	0- 3		0- 3		OVERALL		1- 0		2- 0	9- 0
6- 2	0- 0		0- 2		HOME		0- 0		1- 0	5- 0
4- 3	0- 3		0- 0		AWAY		0- 0		0- 0	4- 0
2- 1	0- 0		0- 1		NEUTRAL		1- 0		1- 0	0- 0
7- 6	0- 3		0- 3		NON-CONFERENCE		1- 0		2- 0	4- 0
4- 2	0- 0		0- 2		HOME		0- 0		1- 0	3- 0
1- 3	0- 3		0- 0		AWAY		0- 0		0- 0	1- 0
2- 1	0- 0		0- 1		NEUTRAL		1- 0		1- 0	0- 0
5- 0	0- 0		0- 0		CONFERENCE		0- 0		0- 0	5- 0
2- 0	0- 0		0- 0		HOME		0- 0		0- 0	2- 0
3- 0	0- 0		0- 0		AWAY		0- 0		0- 0	3- 0
0- 0	0- 0		0- 0		NEUTRAL		0- 0		0- 0	0- 0

RPI 1-25					
RPI	S	Opponent	Score		
13	A	Oregon	56	95	
15	A	Creighton	48	61	
22	A	Drake	67	74	
RPI 26-50					
RPI	S	Opponent	Score		
26	H	Central Mich.	74	79	
33	H	Marquette	58	65	
36	N	FGCU	70	71	
RPI 51-100 Team's RPI: 91					
RPI	S	Opponent	Score		
75	N	South Fla.	61	50	
RPI 101+					
RPI	S	Opponent	Score		
110	H	Montana St.	60	50	
122	N	Notre Dame	65	59	
162	A	Green Bay	60	55	
217	H	Chattanooga	71	56	
223	H	Wyoming	67	40	
232	H	Western Ill.	75	45	
239	H	Oral Roberts	58	44	
255	A	Omaha	68	51	
293	A	Denver	86	79	
321	A	Purdue Fort Wayne	100	69	
343	H	Coppin St.	94	41	
LAST 10 Division I					
321	A	Purdue Fort Wayne	100	69	
293	A	Denver	86	79	
232	H	Western Ill.	75	45	
239	H	Oral Roberts	58	44	
255	A	Omaha	68	51	
162	A	Green Bay	60	55	
33	H	Marquette	58	65	
26	H	Central Mich.	74	79	
217	H	Chattanooga	71	56	
13	A	Oregon	56	95	

Non-Div I Games:	Dakota Wesleyan	77	46
------------------	-----------------	----	----

South Dakota St.

Loss, Non-Conf, S Site, H Home A Away N Neutral

Average RPI Win:	185	WON-LOST	WINNING	LAST 10	STRENGTH OF	OPP. STRENGTH	TEAM	ADJ.	CONF.	ADJ CONF.
Average RPI Loss:	79	RECORD	PCT. RANK	GAMES	SCHEDULE	OF SCHEDULE	RPI	RPI	RPI	RPI
DIV. I ONLY	10- 6	102	5-5	53	140	75	75	8	8	
DIV. I NON-CONF.	8- 6	138	3-5	48	162	105	105	8	8	
TOTALS	RPI 1-25	RPI 26-50	W-L RECORDS	RPI 51-100	RPI 101-150	RPI 150+				
10- 6	0- 2	0- 1	OVERALL	1- 1	3- 1	6- 1				
9- 0	0- 0	0- 0	HOME	1- 0	3- 0	5- 0				
1- 2	0- 1	0- 0	AWAY	0- 0	0- 0	1- 1				
0- 4	0- 1	0- 1	NEUTRAL	0- 1	0- 1	0- 0				
8- 6	0- 2	0- 1	NON-CONFERENCE	1- 1	2- 1	5- 1				
8- 0	0- 0	0- 0	HOME	1- 0	2- 0	5- 0				
0- 2	0- 1	0- 0	AWAY	0- 0	0- 0	0- 1				
0- 4	0- 1	0- 1	NEUTRAL	0- 1	0- 1	0- 0				
2- 0	0- 0	0- 0	CONFERENCE	0- 0	1- 0	1- 0				
1- 0	0- 0	0- 0	HOME	0- 0	1- 0	0- 0				
1- 0	0- 0	0- 0	AWAY	0- 0	0- 0	1- 0				
0- 0	0- 0	0- 0	NEUTRAL	0- 0	0- 0	0- 0				

RPI	S	Opponent	Score	RPI	S	Opponent	Score	RPI	S	Opponent	Score	RPI	S	Opponent	Score
12	A	Baylor	46 58	36	N	FGCU	77 81	60	H	Texas	64 57	117	H	Cincinnati	76 68
14	N	Mississippi St.	61 86					91	N	South Dakota St.	50 61	120	H	Idaho	67 64
												122	N	Notre Dame	51 67
												135	H	VCU	77 55
												200	A	UNLV	51 61
												214	H	Jacksonville	70 39
												216	A	Tulsa	68 52
												218	H	Howard	82 53
												219	H	Saint Francis (PA)	62 23
												241	H	Brown	70 60
												305	H	Alabama St.	80 29
LAST 10 Division I															
216	A	Tulsa	68 52	120	H	Idaho	67 64								
117	H	Cincinnati	76 68	305	H	Alabama St.	80 29								
241	H	Brown	70 60	122	N	Notre Dame	51 67								
200	A	UNLV	51 61	36	N	FGCU	77 81								
14	N	Mississippi St.	61 86	91	N	South Dakota St.	50 61								

Non-Div I Games:

South Fla.

■ Loss,
 ■ Non-Conf,
 ■ S Site,
 ■ Home
 ■ A Away
 N Neutral

Average RPI Win:	244	WON-LOST	WINNING	LAST 10	STRENGTH OF	OPP. STRENGTH	TEAM	ADJ.	CONF.	ADJ CONF.
Average RPI Loss:	162	RECORD	PCT. RANK	GAMES	SCHEDULE	OF SCHEDULE	RPI	RPI	RPI	RPI
DIV. I ONLY	8- 5	116	6-4	332	148	186	186	21	21	
DIV. I NON-CONF.	6- 3	90	4-2	333	146	158	158	22	22	
TOTALS	RPI 1-25	RPI 26-50	W-L RECORDS	RPI 51-100	RPI 101-150	RPI 150+				
8- 5	0- 0	0- 0	OVERALL	1- 2	1- 0	6- 3				
3- 1	0- 0	0- 0	HOME	1- 1	0- 0	2- 0				
5- 4	0- 0	0- 0	AWAY	0- 1	1- 0	4- 3				
0- 0	0- 0	0- 0	NEUTRAL	0- 0	0- 0	0- 0				
6- 3	0- 0	0- 0	NON-CONFERENCE	1- 1	0- 0	5- 2				
2- 0	0- 0	0- 0	HOME	1- 0	0- 0	1- 0				
4- 3	0- 0	0- 0	AWAY	0- 1	0- 0	4- 2				
0- 0	0- 0	0- 0	NEUTRAL	0- 0	0- 0	0- 0				
2- 2	0- 0	0- 0	CONFERENCE	0- 1	1- 0	1- 1				
1- 1	0- 0	0- 0	HOME	0- 1	0- 0	1- 0				
1- 1	0- 0	0- 0	AWAY	0- 0	1- 0	0- 1				
0- 0	0- 0	0- 0	NEUTRAL	0- 0	0- 0	0- 0				

RPI 1-25			RPI 26-50			RPI 51-100			RPI 101+			Team's RPI: 186
RPI	S	Opponent	Score	RPI	S	Opponent	Score	RPI	S	Opponent	Score	
						90	H Belmont	45	57	144	A Austin Peay	79 66
						92	H Southern Ill.	79	65	184	A Eastern Mich.	64 69
						94	A Saint Louis	61	76	211	A Murray St.	62 70
										212	A Arkansas St.	79 67
										232	A Western Ill.	91 97
										250	A Ole Miss	70 53
										278	A Indiana St.	68 58
										321	A Purdue Fort Wayne	58 48
										326	H Evansville	83 60
										330	H Tennessee St.	83 54
LAST 10 Division I												
330	H	Tennessee St.	83 54	232	A	Western Ill.	91 97					
90	H	Belmont	45 57	250	A	Ole Miss	70 53					
211	A	Murray St.	62 70	92	H	Southern Ill.	79 65					
144	A	Austin Peay	79 66	94	A	Saint Louis	61 76					
278	A	Indiana St.	68 58	321	A	Purdue Fort Wayne	58 48					

Non-Div I Games: Harris-Stowe 106 64 Mo.-St. Louis 70 56

Southeast Mo. St.

Loss, Non-Conf, S Site, H Home A Away N Neutral

Southeastern La.

Through Games Of Jan. 15, 2020

Average RPI Win:	256	WON-LOST	WINNING	LAST 10	STRENGTH OF	OPP. STRENGTH	TEAM	ADJ.	CONF.	ADJ CONF.
Average RPI Loss:	157	RECORD	PCT. RANK	GAMES	SCHEDULE	OF SCHEDULE	RPI	RPI	RPI	RPI
DIV. I ONLY	4- 10	275	4-6	183	301	261	261	25	25	
DIV. I NON-CONF.	2- 6	279	2-2	124	265	211	211	23	23	
TOTALS	RPI 1-25	RPI 26-50	W-L RECORDS	RPI 51-100	RPI 101-150	RPI 150+				
4- 10	0- 0	0- 1	OVERALL	0- 1	0- 4	4- 4				
2- 3	0- 0	0- 0	HOME	0- 0	0- 1	2- 2				
2- 7	0- 0	0- 1	AWAY	0- 1	0- 3	2- 2				
0- 0	0- 0	0- 0	NEUTRAL	0- 0	0- 0	0- 0				
2- 6	0- 0	0- 1	NON-CONFERENCE	0- 1	0- 2	2- 2				
1- 0	0- 0	0- 0	HOME	0- 0	0- 0	1- 0				
1- 6	0- 0	0- 1	AWAY	0- 1	0- 2	1- 2				
0- 0	0- 0	0- 0	NEUTRAL	0- 0	0- 0	0- 0				
2- 4	0- 0	0- 0	CONFERENCE	0- 0	0- 2	2- 2				
1- 3	0- 0	0- 0	HOME	0- 0	0- 1	1- 2				
1- 1	0- 0	0- 0	AWAY	0- 0	0- 1	1- 0				
0- 0	0- 0	0- 0	NEUTRAL	0- 0	0- 0	0- 0				

RPI S	Opponent	Score	RPI S	Opponent	Score	RPI S	Opponent	Score	RPI S	Opponent	Score	Team's RPI: 261
34	A LSU	52 62	71	A Alabama	50 87	128	A Louisiana	50 60	133	H Sam Houston St.	69 84	
						134	A Houston	65 78	148	A SFA	51 77	
						177	H Jackson St.	63 59	187	H Lamar University	57 65	
						190	H A&M-Corpus Christi	48 44	194	A Southern Miss.	54 62	
						240	A Louisiana Tech	78 92	297	H Nicholls St.	65 67	
						306	A Houston Baptist	69 59	349	A La.-Monroe	65 52	
LAST 10 Division I												
297	H Nicholls St.	65 67	306	A Houston Baptist	69 59							
133	H Sam Houston St.	69 84	187	H Lamar University	57 65							
190	H A&M-Corpus Christi	48 44	240	A Louisiana Tech	78 92							
148	A SFA	51 77	177	H Jackson St.	63 59							
71	A Alabama	50 87	349	A La.-Monroe	65 52							

Non-Div I Games: LSU-Alexandria 89 67

Southeastern La.

■ Loss,
 ■ Non-Conf, S Site,
 ■ Home
 ■ Away
 N Neutral

Average RPI Win:	211	WON-LOST	WINNING	LAST 10	STRENGTH OF	OPP. STRENGTH	TEAM	ADJ.	CONF.	ADJ CONF.
Average RPI Loss:	79	RECORD	PCT. RANK	GAMES	SCHEDULE	OF SCHEDULE	RPI	RPI	RPI	RPI
DIV. I ONLY	8- 8	170	5-5	46	99	109	109	1	1	
DIV. I NON-CONF.	8- 3	68	5-0	171	189	93	93	1	1	
TOTALS	RPI 1-25	RPI 26-50	W-L RECORDS	RPI 51-100	RPI 101-150	RPI 150+				
8- 8	0- 2	1- 3	OVERALL	1- 1	0- 1	6- 1				
5- 3	0- 1	1- 2	HOME	0- 0	0- 0	4- 0				
2- 4	0- 1	0- 1	AWAY	0- 0	0- 1	2- 1				
1- 1	0- 0	0- 0	NEUTRAL	1- 1	0- 0	0- 0				
8- 3	0- 1	1- 0	NON-CONFERENCE	1- 1	0- 0	6- 1				
5- 1	0- 1	1- 0	HOME	0- 0	0- 0	4- 0				
2- 1	0- 0	0- 0	AWAY	0- 0	0- 0	2- 1				
1- 1	0- 0	0- 0	NEUTRAL	1- 1	0- 0	0- 0				
0- 5	0- 1	0- 3	CONFERENCE	0- 0	0- 1	0- 0				
0- 2	0- 0	0- 2	HOME	0- 0	0- 0	0- 0				
0- 3	0- 1	0- 1	AWAY	0- 0	0- 1	0- 0				
0- 0	0- 0	0- 0	NEUTRAL	0- 0	0- 0	0- 0				

RPI 1-25				RPI 26-50				RPI 51-100				RPI 101+ Team's RPI: 109			
RPI	S	Opponent	Score	RPI	S	Opponent	Score	RPI	S	Opponent	Score	RPI	S	Opponent	Score
6	A	UCLA	59 83	27	H	Virginia	59 49	58	N	Nebraska	54 67	138	A	Utah	65 67
20	H	Texas A&M	64 74	38	H	Arizona St.	54 63	71	N	Alabama	60 57	200	H	UNLV	75 54
				40	A	Colorado	53 66					236	A	UC Riverside	76 59
				50	H	Arizona	57 65					252	A	CSUN	69 53
												277	H	Long Beach St.	57 40
												285	A	UC Santa Barbara	46 57
												303	H	Nevada	50 47
												324	H	UTRGV	80 43
LAST 10 Division I															
				138	A	Utah	65 67	277	H	Long Beach St.	57 40				
				40	A	Colorado	53 66	303	H	Nevada	50 47				
				38	H	Arizona St.	54 63	324	H	UTRGV	80 43				
				50	H	Arizona	57 65	200	H	UNLV	75 54				
				6	A	UCLA	59 83	71	N	Alabama	60 57				

Non-Div I Games:

Southern California

■ Loss,
 ■ Non-Conf,
 ■ S Site,
 ■ H Home
 ■ A Away
 N Neutral

Average RPI Win:	186	WON-LOST	WINNING	LAST 10	STRENGTH OF	OPP. STRENGTH	TEAM	ADJ.	CONF.	ADJ CONF.
Average RPI Loss:	100	RECORD	PCT. RANK	GAMES	SCHEDULE	OF SCHEDULE	RPI	RPI	RPI	RPI
DIV. I ONLY	9- 6	123	6-4	79	224	92	92	7	7	
DIV. I NON-CONF.	8- 3	68	5-1	156	262	80	80	7	7	
TOTALS	RPI 1-25	RPI 26-50	W-L RECORDS	RPI 51-100	RPI 101-150	RPI 150+				
9- 6	0- 1	0- 1	OVERALL	2- 1	0- 1	7- 2				
4- 3	0- 1	0- 1	HOME	2- 0	0- 0	2- 1				
4- 3	0- 0	0- 0	AWAY	0- 1	0- 1	4- 1				
1- 0	0- 0	0- 0	NEUTRAL	0- 0	0- 0	1- 0				
8- 3	0- 0	0- 0	NON-CONFERENCE	2- 1	0- 0	6- 2				
4- 1	0- 0	0- 0	HOME	2- 0	0- 0	2- 1				
3- 2	0- 0	0- 0	AWAY	0- 1	0- 0	3- 1				
1- 0	0- 0	0- 0	NEUTRAL	0- 0	0- 0	1- 0				
1- 3	0- 1	0- 1	CONFERENCE	0- 0	0- 1	1- 0				
0- 2	0- 1	0- 1	HOME	0- 0	0- 0	0- 0				
1- 1	0- 0	0- 0	AWAY	0- 0	0- 1	1- 0				
0- 0	0- 0	0- 0	NEUTRAL	0- 0	0- 0	0- 0				

RPI	S	Opponent	Score	RPI	S	Opponent	Score	RPI	S	Opponent	Score	RPI	S	Opponent	Score
22	H	Drake	65 73	37	H	UNI	57 60	62	A	IUPUI	78 81	111	A	Loyola Chicago	49 51
								78	H	UT Martin	70 59	163	H	Tennessee Tech	76 65
								94	H	Saint Louis	61 53	175	A	Valparaiso	67 51
												179	H	Memphis	66 70
												184	A	Eastern Mich.	85 54
												186	A	Southeast Mo. St.	65 79
												211	H	Murray St.	76 66
												221	A	Northern Ill.	80 61
												232	N	Western Ill.	79 65
												312	A	SIUE	103 67
LAST 10 Division I															
22	H	Drake	65 73	232	N	Western Ill.	79 65								
37	H	UNI	57 60	211	H	Murray St.	76 66								
111	A	Loyola Chicago	49 51	186	A	Southeast Mo. St.	65 79								
175	A	Valparaiso	67 51	78	H	UT Martin	70 59								
221	A	Northern Ill.	80 61	94	H	Saint Louis	61 53								

Non-Div I Games:

Southern Ill.

■ Loss,
 ■ Non-Conf,
 ■ S Site,
 ■ H Home
 ■ A Away
 N Neutral

Average RPI Win:	270	WON-LOST	WINNING	LAST 10	STRENGTH OF	OPP. STRENGTH	TEAM	ADJ.	CONF.	ADJ CONF.
Average RPI Loss:	121	RECORD	PCT. RANK	GAMES	SCHEDULE	OF SCHEDULE	RPI	RPI	RPI	RPI
DIV. I ONLY	8- 4	78	7-3	276	235	194	194	13	13	
DIV. I NON-CONF.	6- 3	90	5-2	300	204	187	187	14	14	
TOTALS	RPI 1-25	RPI 26-50	W-L RECORDS	RPI 51-100	RPI 101-150	RPI 150+				
8- 4	0- 1	0- 0	OVERALL	0- 0	1- 2	7- 1				
7- 2	0- 0	0- 0	HOME	0- 0	1- 1	6- 1				
1- 2	0- 1	0- 0	AWAY	0- 0	0- 1	1- 0				
0- 0	0- 0	0- 0	NEUTRAL	0- 0	0- 0	0- 0				
6- 3	0- 1	0- 0	NON-CONFERENCE	0- 0	1- 2	5- 0				
5- 1	0- 0	0- 0	HOME	0- 0	1- 1	4- 0				
1- 2	0- 1	0- 0	AWAY	0- 0	0- 1	1- 0				
0- 0	0- 0	0- 0	NEUTRAL	0- 0	0- 0	0- 0				
2- 1	0- 0	0- 0	CONFERENCE	0- 0	0- 0	2- 1				
2- 1	0- 0	0- 0	HOME	0- 0	0- 0	2- 1				
0- 0	0- 0	0- 0	AWAY	0- 0	0- 0	0- 0				
0- 0	0- 0	0- 0	NEUTRAL	0- 0	0- 0	0- 0				

RPI	S	Opponent	Score	RPI	S	Opponent	Score	RPI	S	Opponent	Score	RPI	S	Opponent	Score	Team's RPI: 194
14	A	Mississippi St.	58 91									134	A	Houston	60 75	
												135	H	VCU	51 39	
												137	H	Tulane	58 62	
												198	H	UTEP	72 89	
												240	H	Louisiana Tech	66 60	
												250	H	Ole Miss	59 53	
												261	H	Southeastern La.	62 54	
												279	H	South Alabama	62 55	
												294	H	UTSA	82 65	
												349	A	La.-Monroe	57 42	
												350	H	Mississippi Val.	84 80	
LAST 10 Division I																
294	H	UTSA	82 65	137	H	Tulane	58 62									
198	H	UTEP	72 89	135	H	VCU	51 39									
240	H	Louisiana Tech	66 60	350	H	Mississippi Val.	84 80									
134	A	Houston	60 75	250	H	Ole Miss	59 53									
279	H	South Alabama	62 55	349	A	La.-Monroe	57 42									

Non-Div I Games: Faulkner 71 59 William Carey 77 47

Southern Miss.

Loss, Non-Conf, S Site, H Home A Away N Neutral

Average RPI Win:	318	WON-LOST	WINNING	LAST 10	STRENGTH OF	OPP. STRENGTH	TEAM	ADJ.	CONF.	ADJ CONF.
Average RPI Loss:	100	RECORD	PCT. RANK	GAMES	SCHEDULE	OF SCHEDULE	RPI	RPI	RPI	RPI
DIV. I ONLY	2- 11	323	2-8	127	82	260	260	31	31	
DIV. I NON-CONF.	0- 9	338	0-6	12	66	237	237	29	29	
TOTALS	RPI 1-25	RPI 26-50	W-L RECORDS	RPI 51-100	RPI 101-150	RPI 150+				
2- 11	0- 1	0- 1	OVERALL	0- 5	0- 2	2- 2				
1- 1	0- 0	0- 0	HOME	0- 0	0- 0	1- 1				
1- 8	0- 1	0- 1	AWAY	0- 4	0- 2	1- 0				
0- 2	0- 0	0- 0	NEUTRAL	0- 1	0- 0	0- 1				
0- 9	0- 1	0- 1	NON-CONFERENCE	0- 4	0- 2	0- 1				
0- 0	0- 0	0- 0	HOME	0- 0	0- 0	0- 0				
0- 7	0- 1	0- 1	AWAY	0- 3	0- 2	0- 0				
0- 2	0- 0	0- 0	NEUTRAL	0- 1	0- 0	0- 1				
2- 2	0- 0	0- 0	CONFERENCE	0- 1	0- 0	2- 1				
1- 1	0- 0	0- 0	HOME	0- 0	0- 0	1- 1				
1- 1	0- 0	0- 0	AWAY	0- 1	0- 0	1- 0				
0- 0	0- 0	0- 0	NEUTRAL	0- 0	0- 0	0- 0				

RPI 1-25				RPI 26-50				RPI 51-100				RPI 101+ Team's RPI: 260			
RPI	S	Opponent	Score	RPI	S	Opponent	Score	RPI	S	Opponent	Score	RPI	S	Opponent	Score
25	A	Rutgers	58 78	41	A	Oklahoma St.	59 72	52	N	Washington St.	54 69	129	A	Fordham	52 65
								58	A	Nebraska	39 73	139	A	Wichita St.	63 69
								60	A	Texas	39 93	177	H	Jackson St.	51 72
								89	A	Iowa St.	36 69	229	N	UNC Asheville	34 53
								100	A	Texas Southern	56 61	308	A	Prairie View	68 48
												327	H	Grambling	81 57
LAST 10 Division I															
177	H	Jackson St.	51 72	52	N	Washington St.	54 69								
327	H	Grambling	81 57	41	A	Oklahoma St.	59 72								
308	A	Prairie View	68 48	129	A	Fordham	52 65								
100	A	Texas Southern	56 61	25	A	Rutgers	58 78								
229	N	UNC Asheville	34 53	60	A	Texas	39 93								

Non-Div I Games: Tougaloo 100 39 Wiley 78 55

Southern U.

Loss, Non-Conf, S Site, H Home A Away N Neutral

Southern Utah

Through Games Of Jan. 15, 2020

Average RPI Win:	244	WON-LOST	WINNING	LAST 10	STRENGTH OF	OPP. STRENGTH	TEAM	ADJ.	CONF.	ADJ CONF.
Average RPI Loss:	161	RECORD	PCT. RANK	GAMES	SCHEDULE	OF SCHEDULE	RPI	RPI	RPI	RPI
DIV. I ONLY	8- 5	116	6-4	238	223	147	147	20	20	
DIV. I NON-CONF.	6- 3	90	4-2	258	229	128	128	17	17	
TOTALS	RPI 1-25	RPI 26-50	W-L RECORDS	RPI 51-100	RPI 101-150	RPI 150+				
8- 5	0- 1	0- 0	OVERALL	0- 0	0- 1	8- 3				
7- 0	0- 0	0- 0	HOME	0- 0	0- 0	7- 0				
1- 5	0- 1	0- 0	AWAY	0- 0	0- 1	1- 3				
0- 0	0- 0	0- 0	NEUTRAL	0- 0	0- 0	0- 0				
6- 3	0- 1	0- 0	NON-CONFERENCE	0- 0	0- 0	6- 2				
5- 0	0- 0	0- 0	HOME	0- 0	0- 0	5- 0				
1- 3	0- 1	0- 0	AWAY	0- 0	0- 0	1- 2				
0- 0	0- 0	0- 0	NEUTRAL	0- 0	0- 0	0- 0				
2- 2	0- 0	0- 0	CONFERENCE	0- 0	0- 1	2- 1				
2- 0	0- 0	0- 0	HOME	0- 0	0- 0	2- 0				
0- 2	0- 0	0- 0	AWAY	0- 0	0- 1	0- 1				
0- 0	0- 0	0- 0	NEUTRAL	0- 0	0- 0	0- 0				

RPI	S	Opponent	Score	RPI	S	Opponent	Score	RPI	S	Opponent	Score	RPI	S	Opponent	Score	Team's RPI: 147
5	A	Oregon St.	45 95									110	A	Montana St.	65 91	
												171	A	Montana	74 81	
												188	H	Portland St.	71 58	
												200	H	UNLV	72 68	
												203	H	Cal St. Fullerton	79 63	
												225	A	Grand Canyon	65 69	
												236	H	UC Riverside	79 68	
												239	H	Oral Roberts	72 58	
												256	H	UC Irvine	82 68	
												290	H	Idaho St.	72 65	
												293	A	Denver	73 81	
												342	A	Utah Valley	71 58	
LAST 10 Division I																
290	H	Idaho St.	72 65	293	A	Denver	73 81									
110	A	Montana St.	65 91	256	H	UC Irvine	82 68									
171	A	Montana	74 81	239	H	Oral Roberts	72 58									
188	H	Portland St.	71 58	5	A	Oregon St.	45 95									
236	H	UC Riverside	79 68	200	H	UNLV	72 68									

Non-Div I Games:

Southern Utah

Loss, Non-Conf, S Site, H Home A Away N Neutral

St. Bonaventure

Through Games Of Jan. 15, 2020

Average RPI Win:	219	WON-LOST	WINNING	LAST 10	STRENGTH OF	OPP. STRENGTH	TEAM	ADJ.	CONF.	ADJ CONF.
Average RPI Loss:	138	RECORD	PCT. RANK	GAMES	SCHEDULE	OF SCHEDULE	RPI	RPI	RPI	RPI
DIV. I ONLY	4- 13	297	3-7	92	253	274	274	12	12	
DIV. I NON-CONF.	3- 10	282	2-4	127	281	291	291	12	12	
TOTALS	RPI 1-25	RPI 26-50	W-L RECORDS	RPI 51-100	RPI 101-150	RPI 150+				
4- 13	0- 0	0- 0	OVERALL	0- 4	0- 4	4- 5				
3- 6	0- 0	0- 0	HOME	0- 2	0- 1	3- 3				
0- 6	0- 0	0- 0	AWAY	0- 2	0- 2	0- 2				
1- 1	0- 0	0- 0	NEUTRAL	0- 0	0- 1	1- 0				
3- 10	0- 0	0- 0	NON-CONFERENCE	0- 3	0- 2	3- 5				
2- 5	0- 0	0- 0	HOME	0- 2	0- 0	2- 3				
0- 4	0- 0	0- 0	AWAY	0- 1	0- 1	0- 2				
1- 1	0- 0	0- 0	NEUTRAL	0- 0	0- 1	1- 0				
1- 3	0- 0	0- 0	CONFERENCE	0- 1	0- 2	1- 0				
1- 1	0- 0	0- 0	HOME	0- 0	0- 1	1- 0				
0- 2	0- 0	0- 0	AWAY	0- 1	0- 1	0- 0				
0- 0	0- 0	0- 0	NEUTRAL	0- 0	0- 0	0- 0				

RPI 1-25				RPI 26-50				RPI 51-100				RPI 101+				Team's RPI: 274	
RPI	S	Opponent	Score	RPI	S	Opponent	Score	RPI	S	Opponent	Score	RPI	S	Opponent	Score		
								55	H	St. John's (NY)	56	68	114	H	Massachusetts	52	62
								64	A	Bucknell	60	68	116	A	Kent St.	58	81
								80	H	Buffalo	36	46	129	A	Fordham	53	79
								94	A	Saint Louis	51	72	131	N	Saint Mary's (CA)	57	72
													151	H	Cornell	42	70
													153	N	Wright St.	57	56
													158	H	Cleveland St.	62	65
													180	H	Akron	54	63
													193	A	Binghamton	67	78
													205	H	George Mason	62	47
													248	H	Niagara	71	67
													270	H	Oakland	80	66
													328	A	Canisius	82	84
LAST 10 Division I																	
				94	A	Saint Louis	51	72	131	N	Saint Mary's (CA)	57	72				
				205	H	George Mason	62	47	153	N	Wright St.	57	56				
				114	H	Massachusetts	52	62	270	H	Oakland	80	66				
				129	A	Fordham	53	79	80	H	Buffalo	36	46				
				151	H	Cornell	42	70	116	A	Kent St.	58	81				

Non-Div I Games:

St. Bonaventure

Loss, Non-Conf, S Site, H Home A Away N Neutral

Average RPI Win:	301	WON-LOST	WINNING	LAST 10	STRENGTH OF	OPP. STRENGTH	TEAM	ADJ.	CONF.	ADJ CONF.
Average RPI Loss:	163	RECORD	PCT. RANK	GAMES	SCHEDULE	OF SCHEDULE	RPI	RPI	RPI	RPI
DIV. I ONLY	4- 10	275	3-7	235	292	295	295	29	29	
DIV. I NON-CONF.	3- 7	252	2-4	170	247	250	250	30	30	
TOTALS	RPI 1-25	RPI 26-50	W-L RECORDS	RPI 51-100	RPI 101-150	RPI 150+				
4- 10	0- 1	0- 1	OVERALL	0- 2	0- 1	4- 5				
3- 2	0- 0	0- 0	HOME	0- 1	0- 0	3- 1				
1- 6	0- 1	0- 1	AWAY	0- 0	0- 1	1- 3				
0- 2	0- 0	0- 0	NEUTRAL	0- 1	0- 0	0- 1				
3- 7	0- 1	0- 1	NON-CONFERENCE	0- 2	0- 1	3- 2				
2- 1	0- 0	0- 0	HOME	0- 1	0- 0	2- 0				
1- 4	0- 1	0- 1	AWAY	0- 0	0- 1	1- 1				
0- 2	0- 0	0- 0	NEUTRAL	0- 1	0- 0	0- 1				
1- 3	0- 0	0- 0	CONFERENCE	0- 0	0- 0	1- 3				
1- 1	0- 0	0- 0	HOME	0- 0	0- 0	1- 1				
0- 2	0- 0	0- 0	AWAY	0- 0	0- 0	0- 2				
0- 0	0- 0	0- 0	NEUTRAL	0- 0	0- 0	0- 0				

RPI 1-25				RPI 26-50				RPI 51-100				RPI 101+ Team's RPI: 295			
RPI	S	Opponent	Score	RPI	S	Opponent	Score	RPI	S	Opponent	Score	RPI	S	Opponent	Score
18	A	Princeton	44 76	33	A	Marquette	71 92	66	N	Pacific	62 71	102	A	Boston College	69 106
								97	H	Stony Brook	73 86	156	A	Robert Morris	44 69
												219	A	Saint Francis (PA)	72 82
												249	H	Army West Point	70 64
												283	H	Loyola Maryland	89 78
												288	N	Ga. Southern	47 78
												317	A	NJIT	69 88
												325	A	Albany (NY)	49 41
												335	H	Fairleigh Dickinson	57 62
												347	H	LIU Brooklyn	88 63
LAST 10 Division I															
156	A	Robert Morris	44 69	66	N	Pacific	62 71	325	A	Albany (NY)	49 41	18	A	Princeton	44 76
219	A	Saint Francis (PA)	72 82	317	A	NJIT	69 88	283	H	Loyola Maryland	89 78				
347	H	LIU Brooklyn	88 63												
335	H	Fairleigh Dickinson	57 62												
288	N	Ga. Southern	47 78												

Non-Div I Games: East Stroudsburg 84 62

St. Francis Brooklyn

■ Loss,
 ■ Non-Conf,
 ■ S Site,
 ■ Home
 ■ A Away
 N Neutral

St. John's (NY)

Through Games Of Jan. 15, 2020

Average RPI Win:	185	WON-LOST	WINNING	LAST 10	STRENGTH OF	OPP. STRENGTH	TEAM	ADJ.	CONF.	ADJ CONF.
Average RPI Loss:	63	RECORD	PCT. RANK	GAMES	SCHEDULE	OF SCHEDULE	RPI	RPI	RPI	RPI
DIV. I ONLY	10- 7	127	6-4	49	76	55	55	6	6	
DIV. I NON-CONF.	7- 4	100	3-1	39	136	43	43	6	6	
TOTALS	RPI 1-25	RPI 26-50	W-L RECORDS	RPI 51-100	RPI 101-150	RPI 150+				
10- 7	0- 2	0- 2	OVERALL	2- 2	2- 0	6- 1				
6- 1	0- 0	0- 0	HOME	1- 1	1- 0	4- 0				
4- 5	0- 2	0- 2	AWAY	1- 0	1- 0	2- 1				
0- 1	0- 0	0- 0	NEUTRAL	0- 1	0- 0	0- 0				
7- 4	0- 1	0- 1	NON-CONFERENCE	2- 1	1- 0	4- 1				
5- 0	0- 0	0- 0	HOME	1- 0	1- 0	3- 0				
2- 3	0- 1	0- 1	AWAY	1- 0	0- 0	1- 1				
0- 1	0- 0	0- 0	NEUTRAL	0- 1	0- 0	0- 0				
3- 3	0- 1	0- 1	CONFERENCE	0- 1	1- 0	2- 0				
1- 1	0- 0	0- 0	HOME	0- 1	0- 0	1- 0				
2- 2	0- 1	0- 1	AWAY	0- 0	1- 0	1- 0				
0- 0	0- 0	0- 0	NEUTRAL	0- 0	0- 0	0- 0				

RPI 1-25				RPI 26-50				RPI 51-100				Team's RPI: 55	RPI 101+			
RPI	S	Opponent	Score	RPI	S	Opponent	Score	RPI	S	Opponent	Score		RPI	S	Opponent	Score
11	A	DePaul	69 74	33	A	Marquette	85 94	51	A	Yale	80 66		114	H	Massachusetts	82 71
16	A	Florida St.	70 74	45	A	James Madison	73 76	57	H	Wake Forest	82 74		141	A	Butler	67 42
								62	N	IUPUI	78 85		200	A	UNLV	75 79
								76	H	Villanova	62 67		231	A	Xavier	75 67
													235	H	Georgetown	71 54
													247	H	Lafayette	76 44
													249	H	Army West Point	96 60
													254	H	Fairfield	71 69
													274	A	St. Bonaventure	68 56
LAST 10 Division I																
11	A	DePaul	69 74	231	A	Xavier	75 67									
33	A	Marquette	85 94	254	H	Fairfield	71 69									
76	H	Villanova	62 67	16	A	Florida St.	70 74									
235	H	Georgetown	71 54	249	H	Army West Point	96 60									
141	A	Butler	67 42	51	A	Yale	80 66									

Non-Div I Games:

St. John's (NY)

■ Loss,
 ■ Non-Conf,
 ■ S Site,
 ■ H Home
 ■ A Away
 N Neutral

Average RPI Win:	122	WON-LOST	WINNING	LAST 10	STRENGTH OF	OPP. STRENGTH	TEAM	ADJ.	CONF.	ADJ CONF.
Average RPI Loss:	60	RECORD	PCT. RANK	GAMES	SCHEDULE	OF SCHEDULE	RPI	RPI	RPI	RPI
DIV. I ONLY	15- 1	6	9-1	25	22	8	8	1	1	
DIV. I NON-CONF.	11- 1	13	5-1	38	43	7	7	1	1	
TOTALS	RPI 1-25	RPI 26-50	W-L RECORDS	RPI 51-100	RPI 101-150	RPI 150+				
15- 1	2- 0	1- 0	OVERALL	7- 1	0- 0	5- 0				
10- 0	1- 0	1- 0	HOME	5- 0	0- 0	3- 0				
2- 1	0- 0	0- 0	AWAY	1- 1	0- 0	1- 0				
3- 0	1- 0	0- 0	NEUTRAL	1- 0	0- 0	1- 0				
11- 1	2- 0	1- 0	NON-CONFERENCE	3- 1	0- 0	5- 0				
7- 0	1- 0	1- 0	HOME	2- 0	0- 0	3- 0				
1- 1	0- 0	0- 0	AWAY	0- 1	0- 0	1- 0				
3- 0	1- 0	0- 0	NEUTRAL	1- 0	0- 0	1- 0				
4- 0	0- 0	0- 0	CONFERENCE	4- 0	0- 0	0- 0				
3- 0	0- 0	0- 0	HOME	3- 0	0- 0	0- 0				
1- 0	0- 0	0- 0	AWAY	1- 0	0- 0	0- 0				
0- 0	0- 0	0- 0	NEUTRAL	0- 0	0- 0	0- 0				

RPI 1-25				Team's RPI: 8				RPI 26-50				RPI 51-100				RPI 101+			
RPI	S	Opponent	Score					RPI	S	Opponent	Score	RPI	S	Opponent	Score	RPI	S	Opponent	Score
7	H	Gonzaga	76 70					29	H	Ohio St.	71 52	52	H	Washington St.	77 58	185	H	Northern Colo.	90 36
14	N	Mississippi St.	67 62									60	A	Texas	64 69	215	A	San Francisco	97 71
												73	N	Syracuse	77 59	228	H	UC Davis	67 55
												77	H	Tennessee	78 51	289	H	Eastern Wash.	92 27
												79	H	Washington	77 56	304	N	California Baptist	83 78
												80	H	Buffalo	88 69				
												96	A	California	79 65				
												96	H	California	73 40				
LAST 10 Division I																			
96	A	California	79 65					60	A	Texas	64 69								
96	H	California	73 40					77	H	Tennessee	78 51								
79	H	Washington	77 56					29	H	Ohio St.	71 52								
52	H	Washington St.	77 58					14	N	Mississippi St.	67 62								
228	H	UC Davis	67 55					73	N	Syracuse	77 59								

Non-Div I Games:

Stanford

Average RPI Win:	267	WON-LOST	WINNING	LAST 10	STRENGTH OF	OPP. STRENGTH	TEAM	ADJ.	CONF.	ADJ CONF.
Average RPI Loss:	124	RECORD	PCT. RANK	GAMES	SCHEDULE	OF SCHEDULE	RPI	RPI	RPI	RPI
DIV. I ONLY	4- 9	267	3-7	124	229	226	226	16	16	
DIV. I NON-CONF.	3- 7	252	2-5	117	249	229	229	16	16	
TOTALS	RPI 1-25	RPI 26-50	W-L RECORDS	RPI 51-100	RPI 101-150	RPI 150+				
4- 9	0- 1	0- 1	OVERALL	0- 2	0- 2	4- 3				
2- 4	0- 0	0- 1	HOME	0- 0	0- 1	2- 2				
2- 4	0- 1	0- 0	AWAY	0- 2	0- 1	2- 0				
0- 1	0- 0	0- 0	NEUTRAL	0- 0	0- 0	0- 1				
3- 7	0- 1	0- 0	NON-CONFERENCE	0- 2	0- 2	3- 2				
2- 2	0- 0	0- 0	HOME	0- 0	0- 1	2- 1				
1- 4	0- 1	0- 0	AWAY	0- 2	0- 1	1- 0				
0- 1	0- 0	0- 0	NEUTRAL	0- 0	0- 0	0- 1				
1- 2	0- 0	0- 1	CONFERENCE	0- 0	0- 0	1- 1				
0- 2	0- 0	0- 1	HOME	0- 0	0- 0	0- 1				
1- 0	0- 0	0- 0	AWAY	0- 0	0- 0	1- 0				
0- 0	0- 0	0- 0	NEUTRAL	0- 0	0- 0	0- 0				

RPI 1-25				RPI 26-50				RPI 51-100				RPI 101+ Team's RPI: 226			
RPI	S	Opponent	Score	RPI	S	Opponent	Score	RPI	S	Opponent	Score	RPI	S	Opponent	Score
19	A	Kentucky	48 67	36	H	FGCU	47 89	63	A	UCF	40 66	121	A	Penn	41 81
								77	A	Tennessee	46 73	136	H	Holy Cross	63 75
												181	H	Bethune-Cookman	55 59
												216	H	Tulsa	66 60
												219	N	Saint Francis (PA)	73 78
												243	A	Kennesaw St.	67 61
												267	H	Lipscomb	59 65
												281	A	Morehead St.	58 55
												328	H	Canisius	68 52
LAST 10 Division I															
				36	H	FGCU	47 89	328	H	Canisius	68 52				
				267	H	Lipscomb	59 65	216	H	Tulsa	66 60				
				243	A	Kennesaw St.	67 61	121	A	Penn	41 81				
				136	H	Holy Cross	63 75	63	A	UCF	40 66				
				181	H	Bethune-Cookman	55 59	77	A	Tennessee	46 73				

Non-Div I Games: Palm Beach Atl. 77 46 Trinity Baptist 116 40 Fla. National 80 37

Stetson

Average RPI Win:	258	WON-LOST	WINNING	LAST 10	STRENGTH OF	OPP. STRENGTH	TEAM	ADJ.	CONF.	ADJ CONF.
Average RPI Loss:	46	RECORD	PCT. RANK	GAMES	SCHEDULE	OF SCHEDULE	RPI	RPI	RPI	RPI
DIV. I ONLY	16- 1	2	10-0	337	243	97	97	28	28	
DIV. I NON-CONF.	11- 1	13	5-0	303	253	77	77	28	28	
TOTALS	RPI 1-25	RPI 26-50	W-L RECORDS	RPI 51-100	RPI 101-150	RPI 150+				
16- 1	0- 0	0- 1	OVERALL	1- 0	1- 0	14- 0				
8- 0	0- 0	0- 0	HOME	1- 0	0- 0	7- 0				
6- 1	0- 0	0- 1	AWAY	0- 0	0- 0	6- 0				
2- 0	0- 0	0- 0	NEUTRAL	0- 0	1- 0	1- 0				
11- 1	0- 0	0- 1	NON-CONFERENCE	1- 0	1- 0	9- 0				
4- 0	0- 0	0- 0	HOME	1- 0	0- 0	3- 0				
5- 1	0- 0	0- 1	AWAY	0- 0	0- 0	5- 0				
2- 0	0- 0	0- 0	NEUTRAL	0- 0	1- 0	1- 0				
5- 0	0- 0	0- 0	CONFERENCE	0- 0	0- 0	5- 0				
4- 0	0- 0	0- 0	HOME	0- 0	0- 0	4- 0				
1- 0	0- 0	0- 0	AWAY	0- 0	0- 0	1- 0				
0- 0	0- 0	0- 0	NEUTRAL	0- 0	0- 0	0- 0				

RPI 1-25				RPI 26-50				RPI 51-100				Team's RPI: 97	RPI 101+			
RPI	S	Opponent	Score	RPI	S	Opponent	Score	RPI	S	Opponent	Score		RPI	S	Opponent	Score
				46	A	Arkansas	58 88	64	H	Bucknell	78 73		126	N	Western Mich.	50 47
													156	H	Iona	59 40
													227	H	Manhattan	59 54
													246	H	Vermont	67 49
													252	H	Maine	73 69
													275	H	Sacred Heart	54 50
													287	A	Wagner	66 45
													291	A	New Hampshire	53 44
													295	A	St. Francis Brooklyn	86 73
													295	A	Pittsburgh	59 56
													299	N	Morgan St.	63 56
													311	H	UMBC	57 45
													318	A	Hofstra	81 38
													339	H	Hartford	66 55
													347	A	LIU Brooklyn	80 49
LAST 10 Division I																
				339	H	Hartford	66 55	64	H	Bucknell	78 73					
				291	A	New Hampshire	53 44	126	N	Western Mich.	50 47					
				246	H	Vermont	67 49	299	N	Morgan St.	63 56					
				252	H	Maine	73 69	287	A	Wagner	66 45					
				311	H	UMBC	57 45	295	A	Pittsburgh	59 56					

Non-Div I Games: Molloy 66 49

Stony Brook

Syracuse

Through Games Of Jan. 15, 2020

Average RPI Win:	175	WON-LOST	WINNING	LAST 10	STRENGTH OF	OPP. STRENGTH	TEAM	ADJ.	CONF.	ADJ CONF.
Average RPI Loss:	45	RECORD	PCT. RANK	GAMES	SCHEDULE	OF SCHEDULE	RPI	RPI	RPI	RPI
DIV. I ONLY	8- 7	154	4-6	32	15	73	73	3	3	
DIV. I NON-CONF.	6- 5	151	2-4	72	56	118	118	3	3	
TOTALS	RPI 1-25	RPI 26-50	W-L RECORDS	RPI 51-100	RPI 101-150	RPI 150+				
8- 7	1- 3	0- 2	OVERALL	1- 1	3- 0	3- 1				
6- 1	1- 1	0- 0	HOME	1- 0	1- 0	3- 0				
0- 3	0- 1	0- 1	AWAY	0- 1	0- 0	0- 0				
2- 3	0- 1	0- 1	NEUTRAL	0- 0	2- 0	0- 1				
6- 5	0- 2	0- 1	NON-CONFERENCE	1- 1	2- 0	3- 1				
4- 1	0- 1	0- 0	HOME	1- 0	0- 0	3- 0				
0- 1	0- 0	0- 0	AWAY	0- 1	0- 0	0- 0				
2- 3	0- 1	0- 1	NEUTRAL	0- 0	2- 0	0- 1				
2- 2	1- 1	0- 1	CONFERENCE	0- 0	1- 0	0- 0				
2- 0	1- 0	0- 0	HOME	0- 0	1- 0	0- 0				
0- 2	0- 1	0- 1	AWAY	0- 0	0- 0	0- 0				
0- 0	0- 0	0- 0	NEUTRAL	0- 0	0- 0	0- 0				

RPI	S	Opponent	Score	RPI	S	Opponent	Score	RPI	S	Opponent	Score	RPI	S	Opponent	Score
3	A	Louisville	58 62	32	N	West Virginia	69 71	59	A	Michigan	76 84	103	N	Michigan St.	77 63
8	N	Stanford	59 77	35	A	Miami (FL)	62 77	88	H	Ohio	66 54	122	H	Notre Dame	74 63
13	H	Oregon	64 81									134	N	Houston	87 62
16	H	Florida St.	90 89									162	N	Green Bay	73 79
												302	H	UMES	65 50
												311	H	UMBC	82 48
												325	H	Albany (NY)	75 53
LAST 10 Division I															
35	A	Miami (FL)	62 77	103	N	Michigan St.	77 63								
122	H	Notre Dame	74 63	311	H	UMBC	82 48								
16	H	Florida St.	90 89	59	A	Michigan	76 84								
3	A	Louisville	58 62	162	N	Green Bay	73 79								
32	N	West Virginia	69 71	8	N	Stanford	59 77								

Non-Div I Games:

Syracuse

■ Loss,
 ■ Non-Conf,
 ■ S Site,
 ■ H Home
 ■ A Away
 N Neutral

Average RPI Win:	157	WON-LOST	WINNING	LAST 10	STRENGTH OF	OPP. STRENGTH	TEAM	ADJ.	CONF.	ADJ CONF.
Average RPI Loss:	88	RECORD	PCT. RANK	GAMES	SCHEDULE	OF SCHEDULE	RPI	RPI	RPI	RPI
DIV. I ONLY	12- 3	38	7-3	50	81	31	31	4	4	
DIV. I NON-CONF.	9- 2	39	4-2	122	84	30	30	4	4	
TOTALS	RPI 1-25	RPI 26-50	W-L RECORDS	RPI 51-100	RPI 101-150	RPI 150+				
12- 3	0- 1	0- 1	OVERALL	4- 0	2- 0	6- 1				
8- 1	0- 0	0- 0	HOME	2- 0	2- 0	4- 1				
4- 2	0- 1	0- 1	AWAY	2- 0	0- 0	2- 0				
0- 0	0- 0	0- 0	NEUTRAL	0- 0	0- 0	0- 0				
9- 2	0- 1	0- 1	NON-CONFERENCE	1- 0	2- 0	6- 0				
7- 0	0- 0	0- 0	HOME	1- 0	2- 0	4- 0				
2- 2	0- 1	0- 1	AWAY	0- 0	0- 0	2- 0				
0- 0	0- 0	0- 0	NEUTRAL	0- 0	0- 0	0- 0				
3- 1	0- 0	0- 0	CONFERENCE	3- 0	0- 0	0- 1				
1- 1	0- 0	0- 0	HOME	1- 0	0- 0	0- 1				
2- 0	0- 0	0- 0	AWAY	2- 0	0- 0	0- 0				
0- 0	0- 0	0- 0	NEUTRAL	0- 0	0- 0	0- 0				

RPI 1-25				RPI 26-50				Team's RPI: 31				RPI 51-100				RPI 101+			
RPI	S	Opponent	Score	RPI	S	Opponent	Score	RPI	S	Opponent	Score	RPI	S	Opponent	Score	RPI	S	Opponent	Score
20	A	Texas A&M	68 70	49	A	Middle Tenn.	70 82	60	A	Texas	65 63	107	H	Boise St.	77 65				
								67	H	Kansas	73 59	150	H	Auburn	80 65				
								88	H	Ohio	79 72	151	H	Cornell	59 49				
								89	A	Iowa St.	77 74	156	H	Robert Morris	66 61				
												195	H	Texas Tech	76 80				
												208	A	SMU	57 56				
												249	A	Army West Point	66 52				
												263	H	Texas St.	79 52				
												297	H	Nicholls St.	72 47				
LAST 10 Division I																			
				89	A	Iowa St.	77 74	263	H	Texas St.	79 52								
				67	H	Kansas	73 59	88	H	Ohio	79 72								
				195	H	Texas Tech	76 80	20	A	Texas A&M	68 70								
				60	A	Texas	65 63	150	H	Auburn	80 65								
				49	A	Middle Tenn.	70 82	107	H	Boise St.	77 65								

Non-Div I Games:

TCU

■ Loss,
 ■ Non-Conf, S Site,
 ■ Home
 ■ Away
 N Neutral

Average RPI Win:	170	WON-LOST	WINNING	LAST 10	STRENGTH OF	OPP. STRENGTH	TEAM	ADJ.	CONF.	ADJ CONF.
Average RPI Loss:	50	RECORD	PCT. RANK	GAMES	SCHEDULE	OF SCHEDULE	RPI	RPI	RPI	RPI
DIV. I ONLY	10- 6	102	6-4	40	35	54	54	8	8	
DIV. I NON-CONF.	7- 5	130	3-4	36	46	66	66	8	8	
TOTALS	RPI 1-25	RPI 26-50	W-L RECORDS	RPI 51-100	RPI 101-150	RPI 150+				
10- 6	0- 3	0- 1	OVERALL	2- 1	2- 0	6- 1				
5- 3	0- 2	0- 1	HOME	1- 0	1- 0	3- 0				
5- 1	0- 0	0- 0	AWAY	1- 0	1- 0	3- 1				
0- 2	0- 1	0- 0	NEUTRAL	0- 1	0- 0	0- 0				
7- 5	0- 2	0- 1	NON-CONFERENCE	2- 1	1- 0	4- 1				
4- 2	0- 1	0- 1	HOME	1- 0	1- 0	2- 0				
3- 1	0- 0	0- 0	AWAY	1- 0	0- 0	2- 1				
0- 2	0- 1	0- 0	NEUTRAL	0- 1	0- 0	0- 0				
3- 1	0- 1	0- 0	CONFERENCE	0- 0	1- 0	2- 0				
1- 1	0- 1	0- 0	HOME	0- 0	0- 0	1- 0				
2- 0	0- 0	0- 0	AWAY	0- 0	1- 0	1- 0				
0- 0	0- 0	0- 0	NEUTRAL	0- 0	0- 0	0- 0				

RPI 1-25				RPI 26-50				RPI 51-100				RPI 101+			
RPI	S	Opponent	Score	RPI	S	Opponent	Score	RPI	S	Opponent	Score	RPI	S	Opponent	Score
2	H	South Carolina	71 78	36	H	FGCU	67 93	64	A	Bucknell	72 61	113	H	Duquesne	85 72
4	H	UConn	54 83					68	N	North Carolina	58 71	134	A	Houston	61 58
15	N	Creighton	59 69					76	H	Villanova	74 69	172	A	Saint Joseph's	63 67
												201	A	La Salle	72 69
												207	A	Towson	74 59
												208	H	SMU	85 62
												216	A	Tulsa	74 65
												231	H	Xavier	78 65
												254	H	Fairfield	77 59
LAST 10 Division I															
208	H	SMU	85 62	76	H	Villanova	74 69	2	H	South Carolina	71 78				
134	A	Houston	61 58					207	A	Towson	74 59				
216	A	Tulsa	74 65					15	N	Creighton	59 69				
201	A	La Salle	72 69					68	N	North Carolina	58 71				
36	H	FGCU	67 93												

Non-Div I Games:

Temple

Tennessee

Through Games Of Jan. 15, 2020

Average RPI Win:	217	WON-LOST	WINNING	LAST 10	STRENGTH OF	OPP. STRENGTH	TEAM	ADJ.	CONF.	ADJ CONF.
Average RPI Loss:	29	RECORD	PCT. RANK	GAMES	SCHEDULE	OF SCHEDULE	RPI	RPI	RPI	RPI
DIV. I ONLY	13- 3	30	7-3	266	64	77	77	5	5	
DIV. I NON-CONF.	10- 2	30	4-2	301	112	113	113	5	5	
TOTALS	RPI 1-25	RPI 26-50	W-L RECORDS	RPI 51-100	RPI 101-150	RPI 150+				
13- 3	0- 2	0- 0	OVERALL	1- 1	1- 0	11- 0				
9- 1	0- 0	0- 0	HOME	1- 1	0- 0	8- 0				
4- 2	0- 2	0- 0	AWAY	0- 0	1- 0	3- 0				
0- 0	0- 0	0- 0	NEUTRAL	0- 0	0- 0	0- 0				
10- 2	0- 1	0- 0	NON-CONFERENCE	0- 1	1- 0	9- 0				
7- 1	0- 0	0- 0	HOME	0- 1	0- 0	7- 0				
3- 1	0- 1	0- 0	AWAY	0- 0	1- 0	2- 0				
0- 0	0- 0	0- 0	NEUTRAL	0- 0	0- 0	0- 0				
3- 1	0- 1	0- 0	CONFERENCE	1- 0	0- 0	2- 0				
2- 0	0- 0	0- 0	HOME	1- 0	0- 0	1- 0				
1- 1	0- 1	0- 0	AWAY	0- 0	0- 0	1- 0				
0- 0	0- 0	0- 0	NEUTRAL	0- 0	0- 0	0- 0				

RPI 1-25				RPI 26-50				RPI 51-100 Team's RPI: 77				RPI 101+			
RPI	S	Opponent	Score	RPI	S	Opponent	Score	RPI	S	Opponent	Score	RPI	S	Opponent	Score
8	A	Stanford	51 78					60	H	Texas	60 66	122	A	Notre Dame	74 63
19	A	Kentucky	76 80					72	H	Georgia	73 56	155	H	Missouri	77 66
												188	A	Portland St.	88 61
												206	A	ETSU	72 68
												218	H	Howard	88 38
												226	H	Stetson	73 46
												234	H	Central Ark.	63 36
												250	A	Ole Miss	84 28
												258	H	Colorado St.	79 41
												259	H	Ark.-Pine Bluff	92 51
												307	H	Air Force	81 54
												330	H	Tennessee St.	73 43
LAST 10 Division I															
72	H	Georgia	73 56	188	A	Portland St.	88 61								
250	A	Ole Miss	84 28	8	A	Stanford	51 78								
19	A	Kentucky	76 80	258	H	Colorado St.	79 41								
155	H	Missouri	77 66	60	H	Texas	60 66								
218	H	Howard	88 38	307	H	Air Force	81 54								

Non-Div I Games:

Tennessee

■ Loss,
 ■ Non-Conf,
 ■ S Site,
 ■ H Home
 ■ A Away
 N Neutral

Tennessee St.

Through Games Of Jan. 15, 2020

Average RPI Win:	0	WON-LOST	WINNING	LAST 10	STRENGTH OF	OPP. STRENGTH	TEAM	ADJ.	CONF.	ADJ CONF.
Average RPI Loss:	185	RECORD	PCT. RANK	GAMES	SCHEDULE	OF SCHEDULE	RPI	RPI	RPI	RPI
DIV. I ONLY	0- 12	347	0-10	144	337	330	330	21	21	
DIV. I NON-CONF.	0- 8	338	0-6	94	320	320	320	22	22	
TOTALS	RPI 1-25	RPI 26-50	W-L RECORDS	RPI 51-100	RPI 101-150	RPI 150+				
0- 12	0- 0	0- 1	OVERALL	0- 3	0- 0	0- 8				
0- 7	0- 0	0- 0	HOME	0- 1	0- 0	0- 6				
0- 5	0- 0	0- 1	AWAY	0- 2	0- 0	0- 2				
0- 0	0- 0	0- 0	NEUTRAL	0- 0	0- 0	0- 0				
0- 8	0- 0	0- 1	NON-CONFERENCE	0- 2	0- 0	0- 5				
0- 5	0- 0	0- 0	HOME	0- 1	0- 0	0- 4				
0- 3	0- 0	0- 1	AWAY	0- 1	0- 0	0- 1				
0- 0	0- 0	0- 0	NEUTRAL	0- 0	0- 0	0- 0				
0- 4	0- 0	0- 0	CONFERENCE	0- 1	0- 0	0- 3				
0- 2	0- 0	0- 0	HOME	0- 0	0- 0	0- 2				
0- 2	0- 0	0- 0	AWAY	0- 1	0- 0	0- 1				
0- 0	0- 0	0- 0	NEUTRAL	0- 0	0- 0	0- 0				

RPI 1-25				RPI 26-50				RPI 51-100				RPI 101+				Team's RPI: 330	
RPI	S	Opponent	Score	RPI	S	Opponent	Score	RPI	S	Opponent	Score	RPI	S	Opponent	Score		
				50	A	Arizona	42 77	53	H	Vanderbilt	55 106	169	H	Columbia	65 75		
								77	A	Tennessee	43 73	173	H	North Ala.	63 88		
								78	A	UT Martin	71 88	186	A	Southeast Mo. St.	54 83		
												242	H	Eastern Ill.	52 73		
												267	H	Lipscomb	64 74		
												279	A	South Alabama	48 70		
												312	H	SIUE	63 76		
												329	H	Alcorn	57 62		
LAST 10 Division I																	
				186	A	Southeast Mo. St.	54 83	50	A	Arizona	42 77						
				78	A	UT Martin	71 88	267	H	Lipscomb	64 74						
				312	H	SIUE	63 76	279	A	South Alabama	48 70						
				242	H	Eastern Ill.	52 73	53	H	Vanderbilt	55 106						
				169	H	Columbia	65 75	329	H	Alcorn	57 62						

Non-Div I Games: Wilberforce 83 65 Fisk 91 50

Tennessee St.

■ Loss,
 ■ Non-Conf,
 ■ S Site,
 ■ H Home
 ■ A Away
 N Neutral

Tennessee Tech

Through Games Of Jan. 15, 2020

Average RPI Win:	258	WON-LOST	WINNING	LAST 10	STRENGTH OF	OPP. STRENGTH	TEAM	ADJ.	CONF.	ADJ CONF.
Average RPI Loss:	104	RECORD	PCT. RANK	GAMES	SCHEDULE	OF SCHEDULE	RPI	RPI	RPI	RPI
DIV. I ONLY	9- 4	67	8-2	333	135	163	163	21	21	
DIV. I NON-CONF.	5- 4	140	4-2	347	73	244	244	22	22	
TOTALS	RPI 1-25	RPI 26-50	W-L RECORDS	RPI 51-100	RPI 101-150	RPI 150+				
9- 4	0- 0	0- 1	OVERALL	0- 2	2- 0	7- 1				
4- 0	0- 0	0- 0	HOME	0- 0	1- 0	3- 0				
4- 3	0- 0	0- 1	AWAY	0- 2	1- 0	3- 0				
1- 1	0- 0	0- 0	NEUTRAL	0- 0	0- 0	1- 1				
5- 4	0- 0	0- 1	NON-CONFERENCE	0- 2	1- 0	4- 1				
2- 0	0- 0	0- 0	HOME	0- 0	0- 0	2- 0				
2- 3	0- 0	0- 1	AWAY	0- 2	1- 0	1- 0				
1- 1	0- 0	0- 0	NEUTRAL	0- 0	0- 0	1- 1				
4- 0	0- 0	0- 0	CONFERENCE	0- 0	1- 0	3- 0				
2- 0	0- 0	0- 0	HOME	0- 0	1- 0	1- 0				
2- 0	0- 0	0- 0	AWAY	0- 0	0- 0	2- 0				
0- 0	0- 0	0- 0	NEUTRAL	0- 0	0- 0	0- 0				

RPI 1-25				RPI 26-50				RPI 51-100				RPI 101+				Team's RPI: 163	
RPI	S	Opponent	Score	RPI	S	Opponent	Score	RPI	S	Opponent	Score	RPI	S	Opponent	Score		
				49	A	Middle Tenn.	58 64	53	A	Vanderbilt	61 75	144	H	Austin Peay	58 49		
								92	A	Southern Ill.	65 76	149	A	Samford	72 57		
												211	H	Murray St.	77 72		
												221	N	Northern Ill.	74 82		
												267	H	Lipscomb	78 58		
												271	A	Eastern Ky.	60 42		
												281	A	Morehead St.	75 55		
												322	N	Detroit Mercy	69 47		
												332	A	Western Caro.	62 58		
												349	H	La.-Monroe	75 68		
LAST 10 Division I																	
				211	H	Murray St.	77 72	332	A	Western Caro.	62 58						
				144	H	Austin Peay	58 49	53	A	Vanderbilt	61 75						
				281	A	Morehead St.	75 55	322	N	Detroit Mercy	69 47						
				271	A	Eastern Ky.	60 42	221	N	Northern Ill.	74 82						
				267	H	Lipscomb	78 58	149	A	Samford	72 57						

Non-Div I Games: Tenn. Wesleyan 94 45 Cumberland (TN) 88 51

Tennessee Tech

■ Loss,
■ Non-Conf,
■ S Site,
■ H Home
■ A Away
N Neutral

Average RPI Win:	194	WON-LOST	WINNING	LAST 10	STRENGTH OF	OPP. STRENGTH	TEAM	ADJ.	CONF.	ADJ CONF.
Average RPI Loss:	69	RECORD	PCT. RANK	GAMES	SCHEDULE	OF SCHEDULE	RPI	RPI	RPI	RPI
DIV. I ONLY	10- 6	102	7-3	31	153	60	60	4	4	
DIV. I NON-CONF.	8- 4	90	5-1	102	192	89	89	4	4	
TOTALS	RPI 1-25	RPI 26-50	W-L RECORDS	RPI 51-100	RPI 101-150	RPI 150+				
10- 6	1- 1	0- 3	OVERALL	3- 1	0- 0	6- 1				
7- 2	1- 0	0- 2	HOME	1- 0	0- 0	5- 0				
2- 3	0- 0	0- 1	AWAY	2- 1	0- 0	0- 1				
1- 1	0- 1	0- 0	NEUTRAL	0- 0	0- 0	1- 0				
8- 4	1- 1	0- 1	NON-CONFERENCE	2- 1	0- 0	5- 1				
6- 1	1- 0	0- 1	HOME	1- 0	0- 0	4- 0				
1- 2	0- 0	0- 0	AWAY	1- 1	0- 0	0- 1				
1- 1	0- 1	0- 0	NEUTRAL	0- 0	0- 0	1- 0				
2- 2	0- 0	0- 2	CONFERENCE	1- 0	0- 0	1- 0				
1- 1	0- 0	0- 1	HOME	0- 0	0- 0	1- 0				
1- 1	0- 0	0- 1	AWAY	1- 0	0- 0	0- 0				
0- 0	0- 0	0- 0	NEUTRAL	0- 0	0- 0	0- 0				

RPI 1-25				RPI 26-50				RPI 51-100				RPI 101+			
RPI	S	Opponent	Score	RPI	S	Opponent	Score	RPI	S	Opponent	Score	RPI	S	Opponent	Score
8	H	Stanford	69 64	31	H	TCU	63 65	75	A	South Fla.	57 64	195	H	Texas Tech	92 66
21	N	NC State	73 84	32	A	West Virginia	63 68	77	A	Tennessee	66 60	202	A	Hawaii	60 73
				50	H	Arizona	58 83	88	H	Ohio	73 60	260	H	Southern U.	93 39
								89	A	Iowa St.	81 75	264	N	North Texas	63 57
												294	H	UTSA	84 53
												324	H	UTRGV	85 69
												344	H	Northwestern St.	91 49
LAST 10 Division I															
195	H	Texas Tech	92 66	8	H	Stanford	69 64								
32	A	West Virginia	63 68	88	H	Ohio	73 60								
89	A	Iowa St.	81 75	77	A	Tennessee	66 60								
31	H	TCU	63 65	202	A	Hawaii	60 73								
344	H	Northwestern St.	91 49	264	N	North Texas	63 57								

Non-Div I Games:

Texas

■ Loss,
 ■ Non-Conf, S Site,
 ■ Home
 ■ Away
 N Neutral

Average RPI Win:	133	WON-LOST	WINNING	LAST 10	STRENGTH OF	OPP. STRENGTH	TEAM	ADJ.	CONF.	ADJ CONF.
Average RPI Loss:	25	RECORD	PCT. RANK	GAMES	SCHEDULE	OF SCHEDULE	RPI	RPI	RPI	RPI
DIV. I ONLY	14- 2	15	9-1	38	20	20	20	5	5	
DIV. I NON-CONF.	12- 1	9	7-0	69	9	13	13	5	5	
TOTALS	RPI 1-25	RPI 26-50	W-L RECORDS	RPI 51-100	RPI 101-150	RPI 150+				
14- 2	0- 1	5- 1	OVERALL	0- 0	4- 0	5- 0				
9- 1	0- 0	3- 1	HOME	0- 0	1- 0	5- 0				
3- 0	0- 0	1- 0	AWAY	0- 0	2- 0	0- 0				
2- 1	0- 1	1- 0	NEUTRAL	0- 0	1- 0	0- 0				
12- 1	0- 1	4- 0	NON-CONFERENCE	0- 0	4- 0	4- 0				
8- 0	0- 0	3- 0	HOME	0- 0	1- 0	4- 0				
2- 0	0- 0	0- 0	AWAY	0- 0	2- 0	0- 0				
2- 1	0- 1	1- 0	NEUTRAL	0- 0	1- 0	0- 0				
2- 1	0- 0	1- 1	CONFERENCE	0- 0	0- 0	1- 0				
1- 1	0- 0	0- 1	HOME	0- 0	0- 0	1- 0				
1- 0	0- 0	1- 0	AWAY	0- 0	0- 0	0- 0				
0- 0	0- 0	0- 0	NEUTRAL	0- 0	0- 0	0- 0				

RPI 1-25				Team's RPI: 20		RPI 26-50				RPI 51-100				RPI 101+			
RPI	S	Opponent	Score	RPI	S	Opponent	Score	RPI	S	Opponent	Score	RPI	S	Opponent	Score		
16	N	Florida St.	58 80	30	N	Georgia Tech	60 48					109	A	Southern California	74 64		
				31	H	TCU	70 68					110	N	Montana St.	78 67		
				34	H	LSU	54 57					134	H	Houston	72 43		
				41	H	Oklahoma St.	74 62					142	A	Rice	62 61		
				42	H	Duke	79 58					190	H	A&M-Corpus Christi	85 48		
				46	A	Arkansas	84 77					199	H	Little Rock	78 35		
												234	H	Central Ark.	76 46		
												250	H	Ole Miss	79 35		
												308	H	Prairie View	80 38		
LAST 10 Division I																	
				34	H	LSU	54 57	30	N	Georgia Tech	60 48						
				250	H	Ole Miss	79 35	134	H	Houston	72 43						
				46	A	Arkansas	84 77	31	H	TCU	70 68						
				190	H	A&M-Corpus Christi	85 48	41	H	Oklahoma St.	74 62						
				110	N	Montana St.	78 67	234	H	Central Ark.	76 46						

Non-Div I Games:

Texas A&M

■ Loss,
 ■ Non-Conf, S Site,
 ■ Home
 ■ Away
 N Neutral

Average RPI Win:	227	WON-LOST	WINNING	LAST 10	STRENGTH OF	OPP. STRENGTH	TEAM	ADJ.	CONF.	ADJ CONF.
Average RPI Loss:	75	RECORD	PCT. RANK	GAMES	SCHEDULE	OF SCHEDULE	RPI	RPI	RPI	RPI
DIV. I ONLY	8- 6	137	7-3	158	87	100	100	31	31	
DIV. I NON-CONF.	5- 6	187	4-3	43	50	61	61	29	29	
TOTALS	RPI 1-25	RPI 26-50	W-L RECORDS	RPI 51-100	RPI 101-150	RPI 150+				
8- 6	0- 2	0- 1	OVERALL	0- 1	3- 1	5- 1				
4- 0	0- 0	0- 0	HOME	0- 0	1- 0	3- 0				
4- 4	0- 2	0- 1	AWAY	0- 1	2- 0	2- 0				
0- 2	0- 0	0- 0	NEUTRAL	0- 0	0- 1	0- 1				
5- 6	0- 2	0- 1	NON-CONFERENCE	0- 1	3- 1	2- 1				
1- 0	0- 0	0- 0	HOME	0- 0	1- 0	0- 0				
4- 4	0- 2	0- 1	AWAY	0- 1	2- 0	2- 0				
0- 2	0- 0	0- 0	NEUTRAL	0- 0	0- 1	0- 1				
3- 0	0- 0	0- 0	CONFERENCE	0- 0	0- 0	3- 0				
3- 0	0- 0	0- 0	HOME	0- 0	0- 0	3- 0				
0- 0	0- 0	0- 0	AWAY	0- 0	0- 0	0- 0				
0- 0	0- 0	0- 0	NEUTRAL	0- 0	0- 0	0- 0				

RPI 1-25				RPI 26-50				RPI 51-100				RPI 101+			
RPI	S	Opponent	Score	RPI	S	Opponent	Score	RPI	S	Opponent	Score	RPI	S	Opponent	Score
7	A	Gonzaga	45 80	40	A	Colorado	50 74	89	A	Iowa St.	59 79	115	A	UT Arlington	74 63
13	A	Oregon	63 99									137	A	Tulane	72 62
												138	N	Utah	52 61
												142	H	Rice	63 56
												160	N	UAB	68 84
												202	A	Hawaii	74 57
												260	H	Southern U.	61 56
												308	H	Prairie View	88 65
												324	A	UTRGV	71 44
												329	H	Alcorn	105 70
LAST 10 Division I															
308	H	Prairie View	88 65	137	A	Tulane	72 62								
329	H	Alcorn	105 70	7	A	Gonzaga	45 80								
260	H	Southern U.	61 56	142	H	Rice	63 56								
115	A	UT Arlington	74 63	40	A	Colorado	50 74								
160	N	UAB	68 84	202	A	Hawaii	74 57								

Non-Div I Games:

Texas Southern

Average RPI Win:	213	WON-LOST	WINNING	LAST 10	STRENGTH OF	OPP. STRENGTH	TEAM	ADJ.	CONF.	ADJ CONF.
Average RPI Loss:	178	RECORD	PCT. RANK	GAMES	SCHEDULE	OF SCHEDULE	RPI	RPI	RPI	RPI
DIV. I ONLY	5- 8	231	4-6	254	212	263	263	22	22	
DIV. I NON-CONF.	5- 4	140	4-2	235	236	154	154	21	21	
TOTALS	RPI 1-25	RPI 26-50	W-L RECORDS	RPI 51-100	RPI 101-150	RPI 150+				
5- 8	0- 0	0- 1	OVERALL	1- 1	0- 1	4- 5				
4- 2	0- 0	0- 0	HOME	1- 0	0- 0	3- 2				
1- 6	0- 0	0- 1	AWAY	0- 1	0- 1	1- 3				
0- 0	0- 0	0- 0	NEUTRAL	0- 0	0- 0	0- 0				
5- 4	0- 0	0- 1	NON-CONFERENCE	1- 1	0- 0	4- 2				
4- 0	0- 0	0- 0	HOME	1- 0	0- 0	3- 0				
1- 4	0- 0	0- 1	AWAY	0- 1	0- 0	1- 2				
0- 0	0- 0	0- 0	NEUTRAL	0- 0	0- 0	0- 0				
0- 4	0- 0	0- 0	CONFERENCE	0- 0	0- 1	0- 3				
0- 2	0- 0	0- 0	HOME	0- 0	0- 0	0- 2				
0- 2	0- 0	0- 0	AWAY	0- 0	0- 1	0- 1				
0- 0	0- 0	0- 0	NEUTRAL	0- 0	0- 0	0- 0				

RPI S	Opponent	Score	RPI S	Opponent	Score	RPI S	Opponent	Score	RPI S	Opponent	Score	Team's RPI: 263
31	A TCU	52 79	67	A Kansas	48 68	101	A Coastal Caro.	67 75	154	A Dartmouth	61 51	
			98	H New Orleans	51 49	190	H A&M-Corpus Christi	57 48	199	H Little Rock	66 78	
						212	H Arkansas St.	53 56	239	A Oral Roberts	57 63	
						276	A Appalachian St.	65 73	294	H UTSA	74 69	
						299	A Morgan St.	62 72	329	H Alcorn	67 59	
LAST 10 Division I												
276	A Appalachian St.	65 73	31	A TCU	52 79	299	A Morgan St.	62 72				
101	A Coastal Caro.	67 75	154	A Dartmouth	61 51							
212	H Arkansas St.	53 56	294	H UTSA	74 69							
199	H Little Rock	66 78	190	H A&M-Corpus Christi	57 48							
329	H Alcorn	67 59										

Non-Div I Games: Texas Lutheran 72 31 Tex. Permian Basin 83 45

Texas St.

Texas Tech

Through Games Of Jan. 15, 2020

Average RPI Win:	261	WON-LOST	WINNING	LAST 10	STRENGTH OF	OPP. STRENGTH	TEAM	ADJ.	CONF.	ADJ CONF.
Average RPI Loss:	106	RECORD	PCT. RANK	GAMES	SCHEDULE	OF SCHEDULE	RPI	RPI	RPI	RPI
DIV. I ONLY	12- 3	38	7-3	339	226	195	195	4	4	
DIV. I NON-CONF.	11- 0	1	6-0	351	328	166	166	4	4	
TOTALS	RPI 1-25	RPI 26-50	W-L RECORDS	RPI 51-100	RPI 101-150	RPI 150+				
12- 3	0- 0	1- 0	OVERALL	0- 2	1- 0	10- 1				
9- 2	0- 0	0- 0	HOME	0- 1	1- 0	8- 1				
2- 1	0- 0	1- 0	AWAY	0- 1	0- 0	1- 0				
1- 0	0- 0	0- 0	NEUTRAL	0- 0	0- 0	1- 0				
11- 0	0- 0	0- 0	NON-CONFERENCE	0- 0	1- 0	10- 0				
9- 0	0- 0	0- 0	HOME	0- 0	1- 0	8- 0				
1- 0	0- 0	0- 0	AWAY	0- 0	0- 0	1- 0				
1- 0	0- 0	0- 0	NEUTRAL	0- 0	0- 0	1- 0				
1- 3	0- 0	1- 0	CONFERENCE	0- 2	0- 0	0- 1				
0- 2	0- 0	0- 0	HOME	0- 1	0- 0	0- 1				
1- 1	0- 0	1- 0	AWAY	0- 1	0- 0	0- 0				
0- 0	0- 0	0- 0	NEUTRAL	0- 0	0- 0	0- 0				

RPI 1-25				RPI 26-50				RPI 51-100				RPI 101+				Team's RPI: 195	
RPI	S	Opponent	Score	RPI	S	Opponent	Score	RPI	S	Opponent	Score	RPI	S	Opponent	Score		
				31	A	TCU	80 76	60	A	Texas	66 92	133	H	Sam Houston St.	99 57		
								89	H	Iowa St.	66 96	168	H	Kansas St.	72 76		
												191	A	San Diego	64 60		
												250	H	Ole Miss	84 48		
												259	H	Ark.-Pine Bluff	81 55		
												294	H	UTSA	115 58		
												306	H	Houston Baptist	59 51		
												308	H	Prairie View	82 48		
												321	N	Purdue Fort Wayne	82 48		
												344	H	Northwestern St.	79 49		
												349	H	La.-Monroe	83 38		
												351	H	Florida A&M	98 60		
LAST 10 Division I																	
				60	A	Texas	66 92	349	H	La.-Monroe	83 38						
				168	H	Kansas St.	72 76	259	H	Ark.-Pine Bluff	81 55						
				31	A	TCU	80 76	308	H	Prairie View	82 48						
				89	H	Iowa St.	66 96	306	H	Houston Baptist	59 51						
				294	H	UTSA	115 58	250	H	Ole Miss	84 48						

Non-Div I Games:

Texas Tech

Loss, Non-Conf, S Site, H Home A Away N Neutral

Average RPI Win:	201	WON-LOST	WINNING	LAST 10	STRENGTH OF	OPP. STRENGTH	TEAM	ADJ.	CONF.	ADJ CONF.
Average RPI Loss:	126	RECORD	PCT. RANK	GAMES	SCHEDULE	OF SCHEDULE	RPI	RPI	RPI	RPI
DIV. I ONLY	8- 7	154	7-3	167	188	164	164	10	10	
DIV. I NON-CONF.	5- 6	187	4-2	230	213	217	217	10	10	
TOTALS	RPI 1-25	RPI 26-50	W-L RECORDS	RPI 51-100	RPI 101-150	RPI 150+				
8- 7	0- 0	0- 0	OVERALL	3- 2	0- 3	5- 2				
4- 3	0- 0	0- 0	HOME	2- 1	0- 0	2- 2				
3- 3	0- 0	0- 0	AWAY	0- 0	0- 3	3- 0				
1- 1	0- 0	0- 0	NEUTRAL	1- 1	0- 0	0- 0				
5- 6	0- 0	0- 0	NON-CONFERENCE	2- 2	0- 2	3- 2				
2- 3	0- 0	0- 0	HOME	1- 1	0- 0	1- 2				
2- 2	0- 0	0- 0	AWAY	0- 0	0- 2	2- 0				
1- 1	0- 0	0- 0	NEUTRAL	1- 1	0- 0	0- 0				
3- 1	0- 0	0- 0	CONFERENCE	1- 0	0- 1	2- 0				
2- 0	0- 0	0- 0	HOME	1- 0	0- 0	1- 0				
1- 1	0- 0	0- 0	AWAY	0- 0	0- 1	1- 0				
0- 0	0- 0	0- 0	NEUTRAL	0- 0	0- 0	0- 0				

RPI 1-25			RPI 26-50			RPI 51-100			RPI 101+			Team's RPI: 164
RPI	S	Opponent	Score	RPI	S	Opponent	Score	RPI	S	Opponent	Score	
						66 N Pacific	66 65	113 A Duquesne		74 79		
						69 N Troy	64 71	122 A Notre Dame		51 54		
						80 H Buffalo	71 59	126 A Western Mich.		72 84		
						90 H Belmont	53 48	175 H Valparaiso		54 61		
						95 H Dayton	42 60	179 H Memphis		76 83		
								180 H Akron		65 61		
								221 A Northern Ill.		63 51		
								319 A Georgia St.		74 48		
								322 A Detroit Mercy		82 64		
								328 H Canisius		83 65		
LAST 10 Division I												
180 H Akron			65 61	66 N Pacific			66 65					
221 A Northern Ill.			63 51	69 N Troy			64 71					
80 H Buffalo			71 59	322 A Detroit Mercy			82 64					
126 A Western Mich.			72 84	113 A Duquesne			74 79					
328 H Canisius			83 65	90 H Belmont			53 48					

Non-Div I Games:

Toledo

Average RPI Win:	178	WON-LOST	WINNING	LAST 10	STRENGTH OF	OPP. STRENGTH	TEAM	ADJ.	CONF.	ADJ CONF.
Average RPI Loss:	126	RECORD	PCT. RANK	GAMES	SCHEDULE	OF SCHEDULE	RPI	RPI	RPI	RPI
DIV. I ONLY	5- 8	231	5-5	90	79	207	207	14	14	
DIV. I NON-CONF.	4- 6	212	4-3	167	65	219	219	13	13	
TOTALS	RPI 1-25	RPI 26-50	W-L RECORDS	RPI 51-100	RPI 101-150	RPI 150+				
5- 8	0- 2	1- 0	OVERALL	0- 2	0- 1	4- 3				
4- 4	0- 0	1- 0	HOME	0- 2	0- 1	3- 1				
0- 3	0- 1	0- 0	AWAY	0- 0	0- 0	0- 2				
1- 1	0- 1	0- 0	NEUTRAL	0- 0	0- 0	1- 0				
4- 6	0- 2	0- 0	NON-CONFERENCE	0- 1	0- 0	4- 3				
3- 2	0- 0	0- 0	HOME	0- 1	0- 0	3- 1				
0- 3	0- 1	0- 0	AWAY	0- 0	0- 0	0- 2				
1- 1	0- 1	0- 0	NEUTRAL	0- 0	0- 0	1- 0				
1- 2	0- 0	1- 0	CONFERENCE	0- 1	0- 1	0- 0				
1- 2	0- 0	1- 0	HOME	0- 1	0- 1	0- 0				
0- 0	0- 0	0- 0	AWAY	0- 0	0- 0	0- 0				
0- 0	0- 0	0- 0	NEUTRAL	0- 0	0- 0	0- 0				

RPI	S	Opponent	Score	RPI	S	Opponent	Score	RPI	S	Opponent	Score	RPI	S	Opponent	Score	Team's RPI: 207
10	N	Iowa	72 100	45	H	James Madison	76 75	54	H	Temple	59 74	146	H	William & Mary	75 83	
25	A	Rutgers	53 67					87	H	Elon	61 74	156	N	Iona	75 58	
												191	A	San Diego	67 81	
												195	H	American	63 60	
												209	H	Penn St.	67 73	
												209	H	Mt. St. Mary's	73 57	
												282	A	San Diego St.	72 80	
												284	H	Marshall	59 56	
LAST 10 Division I																
45	H	James Madison	76 75	54	H	Temple	59 74	156	N	Iona	75 58	10	N	Iowa	72 100	
146	H	William & Mary	75 83	87	H	Elon	61 74	195	H	American	63 60	209	H	Mt. St. Mary's	73 57	
284	H	Marshall	59 56	25	A	Rutgers	53 67									

Non-Div I Games: Chestnut Hill 86 49

Towson

Average RPI Win:	207	WON-LOST	WINNING	LAST 10	STRENGTH OF	OPP. STRENGTH	TEAM	ADJ.	CONF.	ADJ CONF.
Average RPI Loss:	61	RECORD	PCT. RANK	GAMES	SCHEDULE	OF SCHEDULE	RPI	RPI	RPI	RPI
DIV. I ONLY	10- 3	47	8-2	199	150	69	69	22	22	
DIV. I NON-CONF.	7- 2	56	5-1	204	38	48	48	21	21	
TOTALS	RPI 1-25	RPI 26-50	W-L RECORDS	RPI 51-100	RPI 101-150	RPI 150+				
10- 3	0- 1	0- 1	OVERALL	0- 0	3- 1	7- 0				
4- 1	0- 0	0- 0	HOME	0- 0	1- 1	3- 0				
4- 2	0- 1	0- 1	AWAY	0- 0	1- 0	3- 0				
2- 0	0- 0	0- 0	NEUTRAL	0- 0	1- 0	1- 0				
7- 2	0- 1	0- 1	NON-CONFERENCE	0- 0	2- 0	5- 0				
2- 0	0- 0	0- 0	HOME	0- 0	0- 0	2- 0				
3- 2	0- 1	0- 1	AWAY	0- 0	1- 0	2- 0				
2- 0	0- 0	0- 0	NEUTRAL	0- 0	1- 0	1- 0				
3- 1	0- 0	0- 0	CONFERENCE	0- 0	1- 1	2- 0				
2- 1	0- 0	0- 0	HOME	0- 0	1- 1	1- 0				
1- 0	0- 0	0- 0	AWAY	0- 0	0- 0	1- 0				
0- 0	0- 0	0- 0	NEUTRAL	0- 0	0- 0	0- 0				

RPI 1-25				RPI 26-50				RPI 51-100				Team's RPI: 69		RPI 101+			
RPI	S	Opponent	Score	RPI	S	Opponent	Score	RPI	S	Opponent	Score			RPI	S	Opponent	Score
14	A	Mississippi St.	82 122	42	A	Duke	85 99							101	H	Coastal Caro.	84 77
														116	N	Kent St.	71 64
														128	H	Louisiana	73 79
														149	A	Samford	74 65
														164	N	Toledo	71 64
														181	A	Bethune-Cookman	68 62
														206	H	ETSU	79 61
														217	A	Chattanooga	90 51
														276	H	Appalachian St.	84 55
														309	H	Jacksonville St.	94 64
														349	A	La.-Monroe	72 65
LAST 10 Division I																	
				128	H	Louisiana	73 79					164	N	Toledo	71 64		
				349	A	La.-Monroe	72 65					217	A	Chattanooga	90 51		
				276	H	Appalachian St.	84 55					206	H	ETSU	79 61		
				101	H	Coastal Caro.	84 77					181	A	Bethune-Cookman	68 62		
				116	N	Kent St.	71 64					42	A	Duke	85 99		

Non-Div I Games: AUM 72 42 Fort Valley St. 101 52

Troy

Average RPI Win:	190	WON-LOST	WINNING	LAST 10	STRENGTH OF	OPP. STRENGTH	TEAM	ADJ.	CONF.	ADJ CONF.
Average RPI Loss:	90	RECORD	PCT. RANK	GAMES	SCHEDULE	OF SCHEDULE	RPI	RPI	RPI	RPI
DIV. I ONLY	9- 8	164	6-4	77	120	137	137	8	8	
DIV. I NON-CONF.	5- 8	221	2-4	60	119	175	175	8	8	
TOTALS	RPI 1-25	RPI 26-50	W-L RECORDS	RPI 51-100	RPI 101-150	RPI 150+				
9- 8	0- 0	0- 4	OVERALL	1- 2	1- 1	7- 1				
5- 6	0- 0	0- 3	HOME	0- 2	0- 0	5- 1				
4- 0	0- 0	0- 0	AWAY	1- 0	1- 0	2- 0				
0- 2	0- 0	0- 1	NEUTRAL	0- 0	0- 1	0- 0				
5- 8	0- 0	0- 4	NON-CONFERENCE	1- 2	0- 1	4- 1				
3- 6	0- 0	0- 3	HOME	0- 2	0- 0	3- 1				
2- 0	0- 0	0- 0	AWAY	1- 0	0- 0	1- 0				
0- 2	0- 0	0- 1	NEUTRAL	0- 0	0- 1	0- 0				
4- 0	0- 0	0- 0	CONFERENCE	0- 0	1- 0	3- 0				
2- 0	0- 0	0- 0	HOME	0- 0	0- 0	2- 0				
2- 0	0- 0	0- 0	AWAY	0- 0	1- 0	1- 0				
0- 0	0- 0	0- 0	NEUTRAL	0- 0	0- 0	0- 0				

RPI S	Opponent	Score	RPI S	Opponent	Score	RPI S	Opponent	Score	RPI S	Opponent	Score	Team's RPI: 137
34	H LSU	54 59	71	H Alabama	56 66	102	N Boston College	76 89				
40	H Colorado	52 62	79	A Washington	64 62	139	A Wichita St.	61 56				
48	N Charlotte	56 60	100	H Texas Southern	62 72	177	H Jackson St.	82 46				
49	H Middle Tenn.	62 64				179	H Memphis	59 55				
						194	A Southern Miss.	62 58				
						208	A SMU	67 66				
						216	H Tulsa	64 62				
						234	H Central Ark.	65 38				
						279	H South Alabama	53 62				
						288	H Ga. Southern	56 40				
LAST 10 Division I												
208	A SMU	67 66	40	H Colorado	52 62							
179	H Memphis	59 55	100	H Texas Southern	62 72							
216	H Tulsa	64 62	279	H South Alabama	53 62							
139	A Wichita St.	61 56	194	A Southern Miss.	62 58							
288	H Ga. Southern	56 40	48	N Charlotte	56 60							

Non-Div I Games:

Tulane

Average RPI Win:	235	WON-LOST	WINNING	LAST 10	STRENGTH OF	OPP. STRENGTH	TEAM	ADJ.	CONF.	ADJ CONF.
Average RPI Loss:	105	RECORD	PCT. RANK	GAMES	SCHEDULE	OF SCHEDULE	RPI	RPI	RPI	RPI
DIV. I ONLY	5- 12	274	2-8	87	110	216	216	8	8	
DIV. I NON-CONF.	5- 8	221	2-4	104	170	193	193	8	8	
TOTALS	RPI 1-25	RPI 26-50	W-L RECORDS	RPI 51-100	RPI 101-150	RPI 150+				
5- 12	0- 0	0- 4	OVERALL	0- 2	0- 4	5- 2				
4- 4	0- 0	0- 1	HOME	0- 2	0- 1	4- 0				
1- 6	0- 0	0- 1	AWAY	0- 0	0- 3	1- 2				
0- 2	0- 0	0- 2	NEUTRAL	0- 0	0- 0	0- 0				
5- 8	0- 0	0- 4	NON-CONFERENCE	0- 0	0- 2	5- 2				
4- 2	0- 0	0- 1	HOME	0- 0	0- 1	4- 0				
1- 4	0- 0	0- 1	AWAY	0- 0	0- 1	1- 2				
0- 2	0- 0	0- 2	NEUTRAL	0- 0	0- 0	0- 0				
0- 4	0- 0	0- 0	CONFERENCE	0- 2	0- 2	0- 0				
0- 2	0- 0	0- 0	HOME	0- 2	0- 0	0- 0				
0- 2	0- 0	0- 0	AWAY	0- 0	0- 2	0- 0				
0- 0	0- 0	0- 0	NEUTRAL	0- 0	0- 0	0- 0				

RPI S	Opponent	Score	RPI S	Opponent	Score	RPI S	Opponent	Score	RPI S	Opponent	Score	Team's RPI: 216
33 N	Marquette	60 61	54 H	Temple	65 74	118 A	Abilene Christian	63 73				
41 H	Oklahoma St.	48 78	75 H	South Fla.	52 68	137 A	Tulane	62 64				
46 A	Arkansas	41 91				139 A	Wichita St.	46 57				
47 N	Western Ky.	63 76				148 H	SFA	63 67				
						198 A	UTEP	58 51				
						199 A	Little Rock	51 63				
						212 H	Arkansas St.	79 77				
						226 A	Stetson	60 66				
						239 H	Oral Roberts	67 65				
						258 H	Colorado St.	61 55				
						269 H	LMU (CA)	75 56				
LAST 10 Division I												
139 A	Wichita St.	46 57	258 H	Colorado St.	61 55							
75 H	South Fla.	52 68	226 A	Stetson	60 66							
137 A	Tulane	62 64	46 A	Arkansas	41 91							
54 H	Temple	65 74	199 A	Little Rock	51 63							
198 A	UTEP	58 51	118 A	Abilene Christian	63 73							

Non-Div I Games:

Tulsa

Average RPI Win:	196	WON-LOST	WINNING	LAST 10	STRENGTH OF	OPP. STRENGTH	TEAM	ADJ.	CONF.	ADJ CONF.
Average RPI Loss:	104	RECORD	PCT. RANK	GAMES	SCHEDULE	OF SCHEDULE	RPI	RPI	RPI	RPI
DIV. I ONLY	7- 7	170	5-5	140	113	160	160	13	13	
DIV. I NON-CONF.	6- 4	122	4-2	221	88	148	148	14	14	
TOTALS	RPI 1-25	RPI 26-50	W-L RECORDS	RPI 51-100	RPI 101-150	RPI 150+				
7- 7	0- 1	1- 3	OVERALL	1- 0	2- 1	3- 2				
5- 2	0- 0	1- 1	HOME	0- 0	2- 1	2- 0				
1- 4	0- 1	0- 1	AWAY	0- 0	0- 0	1- 2				
1- 1	0- 0	0- 1	NEUTRAL	1- 0	0- 0	0- 0				
6- 4	0- 1	0- 1	NON-CONFERENCE	1- 0	2- 1	3- 1				
4- 1	0- 0	0- 0	HOME	0- 0	2- 1	2- 0				
1- 2	0- 1	0- 0	AWAY	0- 0	0- 0	1- 1				
1- 1	0- 0	0- 1	NEUTRAL	1- 0	0- 0	0- 0				
1- 3	0- 0	1- 2	CONFERENCE	0- 0	0- 0	0- 1				
1- 1	0- 0	1- 1	HOME	0- 0	0- 0	0- 0				
0- 2	0- 0	0- 1	AWAY	0- 0	0- 0	0- 1				
0- 0	0- 0	0- 0	NEUTRAL	0- 0	0- 0	0- 0				

RPI 1-25				RPI 26-50				RPI 51-100				RPI 101+ Team's RPI: 160			
RPI	S	Opponent	Score	RPI	S	Opponent	Score	RPI	S	Opponent	Score	RPI	S	Opponent	Score
23	A	Oklahoma	75 82	40	N	Colorado	69 77	100	N	Texas Southern	84 68	107	H	Boise St.	81 83
				44	H	Old Dominion	76 65					149	H	Samford	76 69
				47	A	Western Ky.	65 69					150	H	Auburn	80 75
				48	H	Charlotte	75 83					179	A	Memphis	52 77
												279	H	South Alabama	77 61
												284	A	Marshall	56 61
												320	H	McNeese	97 70
												329	A	Alcorn	86 65
LAST 10 Division I															
284	A	Marshall	56 61	40	N	Colorado	69 77	329	A	Alcorn	86 65	179	A	Memphis	52 77
47	A	Western Ky.	65 69	149	H	Samford	76 69	320	H	McNeese	97 70				
44	H	Old Dominion	76 65												
48	H	Charlotte	75 83												
100	N	Texas Southern	84 68												

Non-Div I Games: Ala.-Huntsville 74 57 Tuskegee 103 60

UAB

Loss, Non-Conf, S Site, H Home A Away N Neutral

Average RPI Win:	238	WON-LOST	WINNING	LAST 10	STRENGTH OF	OPP. STRENGTH	TEAM	ADJ.	CONF.	ADJ CONF.
Average RPI Loss:	134	RECORD	PCT. RANK	GAMES	SCHEDULE	OF SCHEDULE	RPI	RPI	RPI	RPI
DIV. I ONLY	5- 9	240	5-5	175	175	228	228	26	26	
DIV. I NON-CONF.	4- 8	235	4-4	143	209	224	224	26	26	
TOTALS	RPI 1-25	RPI 26-50	W-L RECORDS	RPI 51-100	RPI 101-150	RPI 150+				
5- 9	0- 1	0- 0	OVERALL	0- 1	0- 4	5- 3				
4- 2	0- 0	0- 0	HOME	0- 0	0- 1	4- 1				
1- 7	0- 1	0- 0	AWAY	0- 1	0- 3	1- 2				
0- 0	0- 0	0- 0	NEUTRAL	0- 0	0- 0	0- 0				
4- 8	0- 1	0- 0	NON-CONFERENCE	0- 1	0- 4	4- 2				
3- 2	0- 0	0- 0	HOME	0- 0	0- 1	3- 1				
1- 6	0- 1	0- 0	AWAY	0- 1	0- 3	1- 1				
0- 0	0- 0	0- 0	NEUTRAL	0- 0	0- 0	0- 0				
1- 1	0- 0	0- 0	CONFERENCE	0- 0	0- 0	1- 1				
1- 0	0- 0	0- 0	HOME	0- 0	0- 0	1- 0				
0- 1	0- 0	0- 0	AWAY	0- 0	0- 0	0- 1				
0- 0	0- 0	0- 0	NEUTRAL	0- 0	0- 0	0- 0				

RPI 1-25				RPI 26-50				RPI 51-100				RPI 101+ Team's RPI: 228			
RPI	S	Opponent	Score	RPI	S	Opponent	Score	RPI	S	Opponent	Score	RPI	S	Opponent	Score
8	A	Stanford	55 67					56	A	Minnesota	67 76	106	A	Fresno St.	65 73
												110	A	Montana St.	65 77
												131	A	Saint Mary's (CA)	74 83
												143	H	Santa Clara	61 62
												188	H	Portland St.	70 76
												192	H	Boston U.	75 68
												202	H	Hawaii	62 49
												215	H	San Francisco	79 67
												230	A	Pepperdine	67 70
												236	A	UC Riverside	70 75
												237	A	Northern Ariz.	71 61
												345	H	Sacramento St.	77 75
LAST 10 Division I															
202	H	Hawaii	62 49	237	A	Northern Ariz.	71 61								
236	A	UC Riverside	70 75	192	H	Boston U.	75 68								
8	A	Stanford	55 67	188	H	Portland St.	70 76								
230	A	Pepperdine	67 70	345	H	Sacramento St.	77 75								
56	A	Minnesota	67 76	215	H	San Francisco	79 67								

Non-Div I Games: William Jessup 96 32

UC Davis

Average RPI Win:	208	WON-LOST	WINNING	LAST 10	STRENGTH OF	OPP. STRENGTH	TEAM	ADJ.	CONF.	ADJ CONF.
Average RPI Loss:	152	RECORD	PCT. RANK	GAMES	SCHEDULE	OF SCHEDULE	RPI	RPI	RPI	RPI
DIV. I ONLY	3- 11	304	1-9	93	206	256	256	26	26	
DIV. I NON-CONF.	3- 10	282	1-8	81	207	240	240	26	26	
TOTALS	RPI 1-25	RPI 26-50	W-L RECORDS	RPI 51-100	RPI 101-150	RPI 150+				
3- 11	0- 1	0- 0	OVERALL	0- 3	0- 1	3- 6				
2- 1	0- 0	0- 0	HOME	0- 0	0- 0	2- 1				
0- 6	0- 1	0- 0	AWAY	0- 1	0- 1	0- 3				
1- 4	0- 0	0- 0	NEUTRAL	0- 2	0- 0	1- 2				
3- 10	0- 1	0- 0	NON-CONFERENCE	0- 3	0- 1	3- 5				
2- 1	0- 0	0- 0	HOME	0- 0	0- 0	2- 1				
0- 5	0- 1	0- 0	AWAY	0- 1	0- 1	0- 2				
1- 4	0- 0	0- 0	NEUTRAL	0- 2	0- 0	1- 2				
0- 1	0- 0	0- 0	CONFERENCE	0- 0	0- 0	0- 1				
0- 0	0- 0	0- 0	HOME	0- 0	0- 0	0- 0				
0- 1	0- 0	0- 0	AWAY	0- 0	0- 0	0- 1				
0- 0	0- 0	0- 0	NEUTRAL	0- 0	0- 0	0- 0				

RPI 1-25				RPI 26-50				RPI 51-100				RPI 101+ Team's RPI: 256			
RPI	S	Opponent	Score	RPI	S	Opponent	Score	RPI	S	Opponent	Score	RPI	S	Opponent	Score
5	A	Oregon St.	57 86					52	A	Washington St.	59 87	147	A	Southern Utah	68 82
								53	N	Vanderbilt	63 76	167	H	San Jose St.	79 77
								86	N	Davidson	72 78	173	N	North Ala.	60 88
												188	H	Portland St.	61 70
												188	N	Portland St.	83 75
												208	A	SMU	56 59
												215	N	San Francisco	61 68
												252	A	CSUN	62 70
												269	H	LMU (CA)	80 65
												293	A	Denver	75 83
LAST 10 Division I															
252	A	CSUN	62 70	147	A	Southern Utah	68 82								
208	A	SMU	56 59	188	H	Portland St.	61 70								
215	N	San Francisco	61 68	173	N	North Ala.	60 88								
53	N	Vanderbilt	63 76	293	A	Denver	75 83								
52	A	Washington St.	59 87	269	H	LMU (CA)	80 65								

Non-Div I Games: Westcliff 93 41

UC Irvine

■ Loss,
 ■ Non-Conf,
 ■ S Site,
 ■ Home
 ■ A Away
 N Neutral

UC Riverside

Through Games Of Jan. 15, 2020

Average RPI Win:	250	WON-LOST	WINNING	LAST 10	STRENGTH OF	OPP. STRENGTH	TEAM	ADJ.	CONF.	ADJ CONF.
Average RPI Loss:	147	RECORD	PCT. RANK	GAMES	SCHEDULE	OF SCHEDULE	RPI	RPI	RPI	RPI
DIV. I ONLY	5- 10	252	4-6	173	179	236	236	26	26	
DIV. I NON-CONF.	4- 10	259	3-6	174	203	255	255	26	26	
TOTALS	RPI 1-25	RPI 26-50	W-L RECORDS	RPI 51-100	RPI 101-150	RPI 150+				
5- 10	0- 1	0- 1	OVERALL	1- 1	0- 3	4- 4				
4- 2	0- 0	0- 0	HOME	1- 0	0- 1	3- 1				
1- 8	0- 1	0- 1	AWAY	0- 1	0- 2	1- 3				
0- 0	0- 0	0- 0	NEUTRAL	0- 0	0- 0	0- 0				
4- 10	0- 1	0- 1	NON-CONFERENCE	1- 1	0- 3	3- 4				
3- 2	0- 0	0- 0	HOME	1- 0	0- 1	2- 1				
1- 8	0- 1	0- 1	AWAY	0- 1	0- 2	1- 3				
0- 0	0- 0	0- 0	NEUTRAL	0- 0	0- 0	0- 0				
1- 0	0- 0	0- 0	CONFERENCE	0- 0	0- 0	1- 0				
1- 0	0- 0	0- 0	HOME	0- 0	0- 0	1- 0				
0- 0	0- 0	0- 0	AWAY	0- 0	0- 0	0- 0				
0- 0	0- 0	0- 0	NEUTRAL	0- 0	0- 0	0- 0				

RPI 1-25				RPI 26-50				RPI 51-100				RPI 101+ Team's RPI: 236			
RPI	S	Opponent	Score	RPI	S	Opponent	Score	RPI	S	Opponent	Score	RPI	S	Opponent	Score
13	A	Oregon	41 84	50	A	Arizona	27 70	74	H	CSU Bakersfield	53 52	109	H	Southern California	59 76
								96	A	California	61 84	135	A	VCU	51 67
												147	A	Southern Utah	68 79
												165	A	New Mexico	70 80
												198	A	UTEP	50 63
												228	H	UC Davis	75 70
												258	A	Colorado St.	40 52
												298	H	Weber St.	54 64
												301	A	New Mexico St.	60 58
												304	H	California Baptist	80 64
												342	H	Utah Valley	67 53
LAST 10 Division I															
228	H	UC Davis	75 70	304	H	California Baptist	80 64								
74	H	CSU Bakersfield	53 52	258	A	Colorado St.	40 52								
135	A	VCU	51 67	50	A	Arizona	27 70								
147	A	Southern Utah	68 79	298	H	Weber St.	54 64								
13	A	Oregon	41 84	342	H	Utah Valley	67 53								

Non-Div I Games:

UC Riverside

Loss, Non-Conf, S Site, H Home A Away N Neutral

Average RPI Win:	282	WON-LOST	WINNING	LAST 10	STRENGTH OF	OPP. STRENGTH	TEAM	ADJ.	CONF.	ADJ CONF.
Average RPI Loss:	152	RECORD	PCT. RANK	GAMES	SCHEDULE	OF SCHEDULE	RPI	RPI	RPI	RPI
DIV. I ONLY	5- 9	240	3-7	224	288	285	285	26	26	
DIV. I NON-CONF.	4- 8	235	2-6	218	271	287	287	26	26	
TOTALS	RPI 1-25	RPI 26-50	W-L RECORDS	RPI 51-100	RPI 101-150	RPI 150+				
5- 9	0- 0	0- 1	OVERALL	0- 2	1- 2	4- 4				
4- 3	0- 0	0- 0	HOME	0- 1	1- 0	3- 2				
0- 5	0- 0	0- 1	AWAY	0- 1	0- 1	0- 2				
1- 1	0- 0	0- 0	NEUTRAL	0- 0	0- 1	1- 0				
4- 8	0- 0	0- 1	NON-CONFERENCE	0- 2	1- 2	3- 3				
3- 2	0- 0	0- 0	HOME	0- 1	1- 0	2- 1				
0- 5	0- 0	0- 1	AWAY	0- 1	0- 1	0- 2				
1- 1	0- 0	0- 0	NEUTRAL	0- 0	0- 1	1- 0				
1- 1	0- 0	0- 0	CONFERENCE	0- 0	0- 0	1- 1				
1- 1	0- 0	0- 0	HOME	0- 0	0- 0	1- 1				
0- 0	0- 0	0- 0	AWAY	0- 0	0- 0	0- 0				
0- 0	0- 0	0- 0	NEUTRAL	0- 0	0- 0	0- 0				

RPI S	Opponent	Score	RPI S	Opponent	Score	RPI S	Opponent	Score	RPI S	Opponent	Score	Team's RPI: 285
50	A Arizona	42 61	66	H Pacific	53 63	109	H Southern California	57 46	131	A Saint Mary's (CA)	43 64	
			74	A CSU Bakersfield	62 66	148	N SFA	56 67	167	H San Jose St.	70 73	
						203	H Cal St. Fullerton	68 70	225	A Grand Canyon	57 58	
						282	H San Diego St.	64 52	304	A California Baptist	81 85	
						331	H Cal Poly	52 50	342	H Utah Valley	59 51	
						348	N Chicago St.	96 65				
LAST 10 Division I												
331	H Cal Poly	52 50	66	H Pacific	53 63							
203	H Cal St. Fullerton	68 70	348	N Chicago St.	96 65							
50	A Arizona	42 61	148	N SFA	56 67							
225	A Grand Canyon	57 58	282	H San Diego St.	64 52							
74	A CSU Bakersfield	62 66	304	A California Baptist	81 85							

Non-Div I Games: Ottawa (AZ) 72 57

UC Santa Barbara

■ Loss,
 ■ Non-Conf,
 ■ S Site,
 ■ Home
 ■ A Away
 N Neutral

Through Games of Jan. 15, 1910

Average RPI Win:	187	WON-LOST	WINNING	LAST 10	STRENGTH OF	OPP. STRENGTH	TEAM	ADJ.	CONF.	ADJ CONF.
Average RPI Loss:	59	RECORD	PCT. RANK	GAMES	SCHEDULE	OF SCHEDULE	RPI	RPI	RPI	RPI
DIV. I ONLY	9- 5	94	7-3	62	90	63	63	8	8	
DIV. I NON-CONF.	8- 4	90	6-2	42	92	53	53	8	8	
TOTALS	RPI 1-25	RPI 26-50	W-L RECORDS	RPI 51-100	RPI 101-150	RPI 150+				
9- 5	0- 1	1- 2	OVERALL	0- 1	2- 1	6- 0				
8- 0	0- 0	1- 0	HOME	0- 0	1- 0	6- 0				
1- 3	0- 0	0- 1	AWAY	0- 1	1- 1	0- 0				
0- 2	0- 1	0- 1	NEUTRAL	0- 0	0- 0	0- 0				
8- 4	0- 1	1- 2	NON-CONFERENCE	0- 1	2- 0	5- 0				
7- 0	0- 0	1- 0	HOME	0- 0	1- 0	5- 0				
1- 2	0- 0	0- 1	AWAY	0- 1	1- 0	0- 0				
0- 2	0- 1	0- 1	NEUTRAL	0- 0	0- 0	0- 0				
1- 1	0- 0	0- 0	CONFERENCE	0- 0	0- 1	1- 0				
1- 0	0- 0	0- 0	HOME	0- 0	0- 0	1- 0				
0- 1	0- 0	0- 0	AWAY	0- 0	0- 1	0- 0				
0- 0	0- 0	0- 0	NEUTRAL	0- 0	0- 0	0- 0				

RPI	S	Opponent	Score	RPI	S	Opponent	Score	RPI	S	Opponent	Score	RPI	S	Opponent	Score
6	N	UCLA	56 61	26	H	Central Mich.	64 58	90	A	Belmont	37 72	117	A	Cincinnati	64 81
				36	A	FGCU	50 72					131	H	Saint Mary's (CA)	67 58
				45	N	James Madison	43 46					148	A	SFA	63 57
												153	H	Wright St.	69 53
												204	H	Quinnipiac	80 58
												226	H	Stetson	66 40
												244	H	Delaware	75 49
												257	H	East Carolina	91 55
												295	H	Pittsburgh	74 58
LAST 10 Division I															
				117	A	Cincinnati	64 81					204	H	Quinnipiac	80 58
				257	H	East Carolina	91 55					45	N	James Madison	43 46
				26	H	Central Mich.	64 58					6	N	UCLA	56 61
				153	H	Wright St.	69 53					226	H	Stetson	66 40
				131	H	Saint Mary's (CA)	67 58					244	H	Delaware	75 49

Non-Div I Games:

UCF

Average RPI Win:	122	WON-LOST	WINNING	LAST 10	STRENGTH OF	OPP. STRENGTH	TEAM	ADJ.	CONF.	ADJ CONF.
Average RPI Loss:	0	RECORD	PCT. RANK	GAMES	SCHEDULE	OF SCHEDULE	RPI	RPI	RPI	RPI
DIV. I ONLY	16- 0	1	10-0	33	42	6	6	1	1	
DIV. I NON-CONF.	11- 0	1	5-0	100	39	9	9	1	1	
TOTALS	RPI 1-25	RPI 26-50	W-L RECORDS	RPI 51-100	RPI 101-150	RPI 150+				
16- 0	1- 0	4- 0	OVERALL	4- 0	2- 0	5- 0				
9- 0	0- 0	2- 0	HOME	2- 0	1- 0	4- 0				
6- 0	1- 0	2- 0	AWAY	1- 0	1- 0	1- 0				
1- 0	0- 0	0- 0	NEUTRAL	1- 0	0- 0	0- 0				
11- 0	1- 0	1- 0	NON-CONFERENCE	4- 0	0- 0	5- 0				
6- 0	0- 0	0- 0	HOME	2- 0	0- 0	4- 0				
4- 0	1- 0	1- 0	AWAY	1- 0	0- 0	1- 0				
1- 0	0- 0	0- 0	NEUTRAL	1- 0	0- 0	0- 0				
5- 0	0- 0	3- 0	CONFERENCE	0- 0	2- 0	0- 0				
3- 0	0- 0	2- 0	HOME	0- 0	1- 0	0- 0				
2- 0	0- 0	1- 0	AWAY	0- 0	1- 0	0- 0				
0- 0	0- 0	0- 0	NEUTRAL	0- 0	0- 0	0- 0				

RPI	S	Opponent	Score	RPI	S	Opponent	Score	RPI	S	Opponent	Score	RPI	S	Opponent	Score
9	A	Indiana	68 58	27	A	Virginia	73 62	51	H	Yale	100 65	109	H	Southern California	83 59
				38	H	Arizona St.	68 66	63	N	UCF	61 56	138	A	Utah	84 54
				40	A	Colorado	65 62	66	H	Pacific	68 57	185	H	Northern Colo.	92 58
				50	H	Arizona	70 58	72	A	Georgia	59 50	252	A	CSUN	58 44
												269	H	LMU (CA)	74 52
												277	H	Long Beach St.	86 51
												298	H	Weber St.	85 45
LAST 10 Division I															
40	A	Colorado	65 62	9	A	Indiana	68 58	72	A	Georgia	59 50	66	H	Pacific	68 57
138	A	Utah	84 54					252	A	CSUN	58 44	27	A	Virginia	73 62
50	H	Arizona	70 58												
38	H	Arizona St.	68 66												
109	H	Southern California	83 59												

Non-Div I Games:

UCLA

U
C
o
n
n

U
C
o
n
n

UConn

Page 305

Average RPI Win:	309	WON-LOST	WINNING	LAST 10	STRENGTH OF	OPP. STRENGTH	TEAM	ADJ.	CONF.	ADJ CONF.
Average RPI Loss:	186	RECORD	PCT. RANK	GAMES	SCHEDULE	OF SCHEDULE	RPI	RPI	RPI	RPI
DIV. I ONLY	2- 15	336	2-8	267	299	333	333	17	17	
DIV. I NON-CONF.	1- 10	329	1-3	266	255	329	329	18	18	
TOTALS	RPI 1-25	RPI 26-50	W-L RECORDS	RPI 51-100	RPI 101-150	RPI 150+				
2- 15	0- 1	0- 0	OVERALL	0- 1	0- 1	2- 12				
1- 8	0- 1	0- 0	HOME	0- 0	0- 1	1- 6				
1- 7	0- 0	0- 0	AWAY	0- 1	0- 0	1- 6				
0- 0	0- 0	0- 0	NEUTRAL	0- 0	0- 0	0- 0				
1- 10	0- 1	0- 0	NON-CONFERENCE	0- 1	0- 1	1- 7				
0- 5	0- 1	0- 0	HOME	0- 0	0- 1	0- 3				
1- 5	0- 0	0- 0	AWAY	0- 1	0- 0	1- 4				
0- 0	0- 0	0- 0	NEUTRAL	0- 0	0- 0	0- 0				
1- 5	0- 0	0- 0	CONFERENCE	0- 0	0- 0	1- 5				
1- 3	0- 0	0- 0	HOME	0- 0	0- 0	1- 3				
0- 2	0- 0	0- 0	AWAY	0- 0	0- 0	0- 2				
0- 0	0- 0	0- 0	NEUTRAL	0- 0	0- 0	0- 0				

RPI 1-25				RPI 26-50				RPI 51-100				RPI 101+ Team's RPI: 333			
RPI	S	Opponent	Score	RPI	S	Opponent	Score	RPI	S	Opponent	Score	RPI	S	Opponent	Score
16	H	Florida St.	42 86					67	A	Kansas	50 91	126	H	Western Mich.	52 80
												153	H	Wright St.	43 58
												158	A	Cleveland St.	44 84
												168	A	Kansas St.	40 84
												175	A	Valparaiso	37 63
												178	A	Miami (OH)	35 85
												183	A	Youngstown St.	65 77
												184	H	Eastern Mich.	59 68
												213	H	Northern Ky.	46 88
												242	H	Eastern Ill.	45 80
												270	H	Oakland	70 64
												278	H	Indiana St.	40 61
												321	A	Purdue Fort Wayne	50 61
												322	H	Detroit Mercy	62 70
												348	A	Chicago St.	73 61
LAST 10 Division I															
213	H	Northern Ky.	46 88	158	A	Cleveland St.	44 84								
153	H	Wright St.	43 58	184	H	Eastern Mich.	59 68								
270	H	Oakland	70 64	175	A	Valparaiso	37 63								
322	H	Detroit Mercy	62 70	126	H	Western Mich.	52 80								
183	A	Youngstown St.	65 77	348	A	Chicago St.	73 61								

Non-Div I Games:

UIC

■ Loss,
 ■ Non-Conf,
 S Site,
 ■ Home
 ■ Away
 N Neutral

Average RPI Win:	296	WON-LOST	WINNING	LAST 10	STRENGTH OF	OPP. STRENGTH	TEAM	ADJ.	CONF.	ADJ CONF.
Average RPI Loss:	194	RECORD	PCT. RANK	GAMES	SCHEDULE	OF SCHEDULE	RPI	RPI	RPI	RPI
DIV. I ONLY	3- 11	304	2-8	255	327	311	311	28	28	
DIV. I NON-CONF.	3- 7	252	2-4	326	301	324	324	28	28	
TOTALS	RPI 1-25	RPI 26-50	W-L RECORDS	RPI 51-100	RPI 101-150	RPI 150+				
3- 11	0- 0	0- 0	OVERALL	0- 2	0- 1	3- 8				
2- 2	0- 0	0- 0	HOME	0- 0	0- 0	2- 2				
1- 7	0- 0	0- 0	AWAY	0- 2	0- 1	1- 4				
0- 2	0- 0	0- 0	NEUTRAL	0- 0	0- 0	0- 2				
3- 7	0- 0	0- 0	NON-CONFERENCE	0- 1	0- 1	3- 5				
2- 1	0- 0	0- 0	HOME	0- 0	0- 0	2- 1				
1- 4	0- 0	0- 0	AWAY	0- 1	0- 1	1- 2				
0- 2	0- 0	0- 0	NEUTRAL	0- 0	0- 0	0- 2				
0- 4	0- 0	0- 0	CONFERENCE	0- 1	0- 0	0- 3				
0- 1	0- 0	0- 0	HOME	0- 0	0- 0	0- 1				
0- 3	0- 0	0- 0	AWAY	0- 1	0- 0	0- 2				
0- 0	0- 0	0- 0	NEUTRAL	0- 0	0- 0	0- 0				

RPI	S	Opponent	Score	RPI	S	Opponent	Score	RPI	S	Opponent	Score	RPI	S	Opponent	Score	Team's RPI: 311
73	A	Syracuse	48	82	146	A	William & Mary	48	76	193	H	Binghamton	43	61		
97	A	Stony Brook	45	57	201	N	La Salle	58	74	209	A	Mt. St. Mary's	61	71		
					218	H	Howard	61	72	220	A	UMass Lowell	64	75		
					243	N	Kennesaw St.	44	59	246	A	Vermont	58	60		
					247	A	Lafayette	65	58	287	A	Wagner	60	67		
					299	H	Morgan St.	65	63	343	H	Coppin St.	71	48		
LAST 10 Division I																
246	A	Vermont	58	60	299	H	Morgan St.	65	63							
193	H	Binghamton	43	61	73	A	Syracuse	48	82							
220	A	UMass Lowell	64	75	243	N	Kennesaw St.	44	59							
97	A	Stony Brook	45	57	201	N	La Salle	58	74							
247	A	Lafayette	65	58	146	A	William & Mary	48	76							

Non-Div I Games: Gettysburg 92 50

UMBC

Loss, Non-Conf, S Site, H Home A Away N Neutral

Average RPI Win:	266	WON-LOST	WINNING	LAST 10	STRENGTH OF	OPP. STRENGTH	TEAM	ADJ.	CONF.	ADJ CONF.
Average RPI Loss:	136	RECORD	PCT. RANK	GAMES	SCHEDULE	OF SCHEDULE	RPI	RPI	RPI	RPI
DIV. I ONLY	2- 12	326	2-8	141	216	302	302	30	30	
DIV. I NON-CONF.	1- 10	329	1-6	125	158	307	307	31	31	
TOTALS	RPI 1-25	RPI 26-50	W-L RECORDS	RPI 51-100	RPI 101-150	RPI 150+				
2- 12	0- 0	0- 3	OVERALL	0- 2	0- 3	2- 4				
2- 5	0- 0	0- 0	HOME	0- 1	0- 1	2- 3				
0- 7	0- 0	0- 3	AWAY	0- 1	0- 2	0- 1				
0- 0	0- 0	0- 0	NEUTRAL	0- 0	0- 0	0- 0				
1- 10	0- 0	0- 3	NON-CONFERENCE	0- 1	0- 3	1- 3				
1- 3	0- 0	0- 0	HOME	0- 0	0- 1	1- 2				
0- 7	0- 0	0- 3	AWAY	0- 1	0- 2	0- 1				
0- 0	0- 0	0- 0	NEUTRAL	0- 0	0- 0	0- 0				
1- 2	0- 0	0- 0	CONFERENCE	0- 1	0- 0	1- 1				
1- 2	0- 0	0- 0	HOME	0- 1	0- 0	1- 1				
0- 0	0- 0	0- 0	AWAY	0- 0	0- 0	0- 0				
0- 0	0- 0	0- 0	NEUTRAL	0- 0	0- 0	0- 0				

RPI 1-25				RPI 26-50				RPI 51-100				RPI 101+				Team's RPI: 302	
RPI	S	Opponent	Score	RPI	S	Opponent	Score	RPI	S	Opponent	Score	RPI	S	Opponent	Score		
				39	A	Virginia Tech	43 86	73	A	Syracuse	50 65	103	A	UNC Greensboro	48 86		
				44	A	Old Dominion	39 48	85	H	N.C. A&T	31 67	123	H	Richmond	52 64		
				48	A	Charlotte	44 64					146	A	William & Mary	50 78		
												209	H	Mt. St. Mary's	78 76		
												218	H	Howard	58 79		
												235	H	Georgetown	39 57		
												257	A	East Carolina	42 57		
												265	H	Longwood	62 71		
												323	H	N.C. Central	65 63		
LAST 10 Division I																	
				323	H	N.C. Central	65 63	265	H	Longwood	62 71						
				85	H	N.C. A&T	31 67	209	H	Mt. St. Mary's	78 76						
				218	H	Howard	58 79	44	A	Old Dominion	39 48						
				48	A	Charlotte	44 64	123	H	Richmond	52 64						
				235	H	Georgetown	39 57	257	A	East Carolina	42 57						

Non-Div I Games: Greensboro 65 48 Wesley 75 29

UMES

Loss, Non-Conf, S Site, H Home A Away N Neutral

UMKC				STRENGTH OF SCHEDULE	OPP. STRENGTH OF SCHEDULE	TEAM RPI	ADJ. RPI	CONF. RPI	ADJ CONF. RPI
Average RPI Win:	262	WON-LOST RECORD	WINNING PCT. RANK						
Average RPI Loss:	142		LAST 10 GAMES						
DIV. I ONLY	8- 8	170	5-5	281	154	238	238	32	32
DIV. I NON-CONF.	5- 7	205	2-4	209	41	231	231	32	32

TOTALS	RPI 1-25	RPI 26-50	W-L RECORDS	RPI 51-100	RPI 101-150	RPI 150+			
8- 8	0- 1	0- 0	OVERALL	0- 2	0- 2	8- 3			
6- 4	0- 0	0- 0	HOME	0- 1	0- 2	6- 1			
2- 4	0- 1	0- 0	AWAY	0- 1	0- 0	2- 2			
0- 0	0- 0	0- 0	NEUTRAL	0- 0	0- 0	0- 0			
5- 7	0- 1	0- 0	NON-CONFERENCE	0- 2	0- 2	5- 2			
4- 4	0- 0	0- 0	HOME	0- 1	0- 2	4- 1			
1- 3	0- 1	0- 0	AWAY	0- 1	0- 0	1- 1			
0- 0	0- 0	0- 0	NEUTRAL	0- 0	0- 0	0- 0			
3- 1	0- 0	0- 0	CONFERENCE	0- 0	0- 0	3- 1			
2- 0	0- 0	0- 0	HOME	0- 0	0- 0	2- 0			
1- 1	0- 0	0- 0	AWAY	0- 0	0- 0	1- 1			
0- 0	0- 0	0- 0	NEUTRAL	0- 0	0- 0	0- 0			

RPI 1-25				RPI 26-50				RPI 51-100				RPI 101+ Team's RPI: 238			
RPI	S	Opponent	Score	RPI	S	Opponent	Score	RPI	S	Opponent	Score	RPI	S	Opponent	Score
1	A	Missouri St.	58 83					66	A	Pacific	60 89	105	H	Liberty	44 68
								86	H	Davidson	64 74	111	H	Loyola Chicago	67 72
												155	H	Missouri	59 56
												168	H	Kansas St.	67 74
												188	H	Portland St.	87 69
												205	A	George Mason	64 58
												255	A	Omaha	53 57
												289	H	Eastern Wash.	66 55
												293	H	Denver	83 79
												301	H	New Mexico St.	56 52
												324	H	UTRGV	60 56
												337	A	Seattle U	76 65
												342	A	Utah Valley	41 62

LAST 10 Division I															
301	H	New Mexico St.	56 52	289	H	Eastern Wash.	66 55								
324	H	UTRGV	60 56	168	H	Kansas St.	67 74								
342	A	Utah Valley	41 62	155	H	Missouri	59 56								
337	A	Seattle U	76 65	255	A	Omaha	53 57								
105	H	Liberty	44 68	1	A	Missouri St.	58 83								

Non-Div I Games: Rockhurst 78 60 Science & Arts Okla74 43

UMKC

Loss, Non-Conf, S Site, H Home A Away N Neutral

Average RPI Win:	302	WON-LOST	WINNING	LAST 10	STRENGTH OF	OPP. STRENGTH	TEAM	ADJ.	CONF.	ADJ CONF.
Average RPI Loss:	113	RECORD	PCT. RANK	GAMES	SCHEDULE	OF SCHEDULE	RPI	RPI	RPI	RPI
DIV. I ONLY	9- 9	170	8-2	258	303	220	220	28	28	
DIV. I NON-CONF.	4- 9	250	3-2	176	304	261	261	28	28	
TOTALS	RPI 1-25	RPI 26-50	W-L RECORDS	RPI 51-100	RPI 101-150	RPI 150+				
9- 9	0- 0	0- 0	OVERALL	0- 3	0- 3	9- 3				
5- 4	0- 0	0- 0	HOME	0- 1	0- 1	5- 2				
4- 5	0- 0	0- 0	AWAY	0- 2	0- 2	4- 1				
0- 0	0- 0	0- 0	NEUTRAL	0- 0	0- 0	0- 0				
4- 9	0- 0	0- 0	NON-CONFERENCE	0- 3	0- 3	4- 3				
2- 4	0- 0	0- 0	HOME	0- 1	0- 1	2- 2				
2- 5	0- 0	0- 0	AWAY	0- 2	0- 2	2- 1				
0- 0	0- 0	0- 0	NEUTRAL	0- 0	0- 0	0- 0				
5- 0	0- 0	0- 0	CONFERENCE	0- 0	0- 0	5- 0				
3- 0	0- 0	0- 0	HOME	0- 0	0- 0	3- 0				
2- 0	0- 0	0- 0	AWAY	0- 0	0- 0	2- 0				
0- 0	0- 0	0- 0	NEUTRAL	0- 0	0- 0	0- 0				

RPI 1-25			RPI 26-50			RPI 51-100			RPI 101+ Team's RPI: 220		
RPI	S	Opponent	Score	RPI	S	Opponent	Score	RPI	S	Opponent	Score
								51	H	Yale	59 67
								67	A	Kansas	44 79
								93	A	Providence	38 63
								102	A	Boston College	46 89
								108	A	Colgate	51 73
								114	H	Massachusetts	58 74
								151	H	Cornell	56 70
								154	H	Dartmouth	51 62
								174	A	Merrimack	50 73
								193	A	Binghamton	66 56
								252	H	Maine	66 57
								291	H	New Hampshire	58 53
								311	H	UMBC	75 64
								314	A	Bryant	55 35
								335	H	Fairleigh Dickinson	61 56
								339	A	Hartford	68 63
								340	A	Central Conn. St.	56 54
								347	H	LIU Brooklyn	65 56
LAST 10 Division I											
252	H	Maine	66 57	335	H	Fairleigh Dickinson	61 56				
193	A	Binghamton	66 56	174	A	Merrimack	50 73				
339	A	Hartford	68 63	154	H	Dartmouth	51 62				
311	H	UMBC	75 64	347	H	LIU Brooklyn	65 56				
291	H	New Hampshire	58 53	340	A	Central Conn. St.	56 54				

Non-Div I Games:

UMass Lowell

■ Loss,
 ■ Non-Conf,
 ■ S Site,
 ■ H Home
 ■ A Away
 N Neutral

UNC Asheville

Through Games Of Jan. 15, 2020

Average RPI Win:	270	WON-LOST	WINNING	LAST 10	STRENGTH OF	OPP. STRENGTH	TEAM	ADJ.	CONF.	ADJ CONF.
Average RPI Loss:	190	RECORD	PCT. RANK	GAMES	SCHEDULE	OF SCHEDULE	RPI	RPI	RPI	RPI
DIV. I ONLY	9- 5	94	6-4	346	237	229	229	27	27	
DIV. I NON-CONF.	4- 3	138	1-2	344	142	252	252	27	27	
TOTALS	RPI 1-25	RPI 26-50	W-L RECORDS	RPI 51-100	RPI 101-150	RPI 150+				
9- 5	0- 0	0- 1	OVERALL	0- 0	1- 1	8- 3				
4- 2	0- 0	0- 0	HOME	0- 0	1- 1	3- 1				
4- 3	0- 0	0- 1	AWAY	0- 0	0- 0	4- 2				
1- 0	0- 0	0- 0	NEUTRAL	0- 0	0- 0	1- 0				
4- 3	0- 0	0- 1	NON-CONFERENCE	0- 0	0- 1	4- 1				
1- 1	0- 0	0- 0	HOME	0- 0	0- 1	1- 0				
2- 2	0- 0	0- 1	AWAY	0- 0	0- 0	2- 1				
1- 0	0- 0	0- 0	NEUTRAL	0- 0	0- 0	1- 0				
5- 2	0- 0	0- 0	CONFERENCE	0- 0	1- 0	4- 2				
3- 1	0- 0	0- 0	HOME	0- 0	1- 0	2- 1				
2- 1	0- 0	0- 0	AWAY	0- 0	0- 0	2- 1				
0- 0	0- 0	0- 0	NEUTRAL	0- 0	0- 0	0- 0				

RPI 1-25			RPI 26-50			RPI 51-100			RPI 101+			Team's RPI: 229
RPI	S	Opponent	Score	RPI	S	Opponent	Score	RPI	S	Opponent	Score	
				35	A	Miami (FL)	46 75					
								103	H	UNC Greensboro	40 67	
								132	H	Campbell	60 52	
								176	A	Hampton	59 68	
								206	A	ETSU	72 54	
								260	N	Southern U.	53 34	
								262	A	Radford	63 50	
								268	H	High Point	76 60	
								286	H	Presbyterian	54 39	
								300	A	Wofford	38 75	
								332	A	Western Caro.	64 47	
								334	A	USC Upstate	68 48	
								338	H	Charleston So.	48 60	
								346	H	South Carolina St.	82 51	
LAST 10 Division I												
338	H	Charleston So.	48 60	176	A	Hampton	59 68					
262	A	Radford	63 50	286	H	Presbyterian	54 39					
268	H	High Point	76 60	260	N	Southern U.	53 34					
334	A	USC Upstate	68 48	35	A	Miami (FL)	46 75					
132	H	Campbell	60 52	300	A	Wofford	38 75					

Non-Div I Games: Montreat 89 45 Lenoir-Rhyne 68 48

UNC Asheville

Loss, Non-Conf, S Site, H Home A Away N Neutral

UNC Greensboro

Through Games Of Jan. 15, 2020

Average RPI Win:	220	WON-LOST	WINNING	LAST 10	STRENGTH OF	OPP. STRENGTH	TEAM	ADJ.	CONF.	ADJ CONF.
Average RPI Loss:	110	RECORD	PCT. RANK	GAMES	SCHEDULE	OF SCHEDULE	RPI	RPI	RPI	RPI
DIV. I ONLY	10- 4	64	8-2	222	222	103	103	23	23	
DIV. I NON-CONF.	8- 4	90	6-2	159	276	90	90	20	20	
TOTALS	RPI 1-25	RPI 26-50	W-L RECORDS	RPI 51-100	RPI 101-150	RPI 150+				
10- 4	0- 0	0- 0	OVERALL	1- 1	1- 3	8- 0				
6- 1	0- 0	0- 0	HOME	0- 0	0- 1	6- 0				
4- 3	0- 0	0- 0	AWAY	1- 1	1- 2	2- 0				
0- 0	0- 0	0- 0	NEUTRAL	0- 0	0- 0	0- 0				
8- 4	0- 0	0- 0	NON-CONFERENCE	1- 1	1- 3	6- 0				
4- 1	0- 0	0- 0	HOME	0- 0	0- 1	4- 0				
4- 3	0- 0	0- 0	AWAY	1- 1	1- 2	2- 0				
0- 0	0- 0	0- 0	NEUTRAL	0- 0	0- 0	0- 0				
2- 0	0- 0	0- 0	CONFERENCE	0- 0	0- 0	2- 0				
2- 0	0- 0	0- 0	HOME	0- 0	0- 0	2- 0				
0- 0	0- 0	0- 0	AWAY	0- 0	0- 0	0- 0				
0- 0	0- 0	0- 0	NEUTRAL	0- 0	0- 0	0- 0				

RPI 1-25				RPI 26-50				RPI 51-100				RPI 101+ Team's RPI: 103			
RPI	S	Opponent	Score	RPI	S	Opponent	Score	RPI	S	Opponent	Score	RPI	S	Opponent	Score
								57	A	Wake Forest	67 65	101	A	Coastal Caro.	54 63
								85	A	N.C. A&T	48 57	105	A	Liberty	58 53
												123	H	Richmond	62 70
												132	A	Campbell	64 72
												206	H	ETSU	63 47
												217	H	Chattanooga	49 41
												224	A	Col. of Charleston	69 56
												229	A	UNC Asheville	67 40
												268	H	High Point	82 70
												276	H	Appalachian St.	54 47
												302	H	UMES	86 48
												319	H	Georgia St.	64 49
LAST 10 Division I															
				217	H	Chattanooga	49 41					85	A	N.C. A&T	48 57
				206	H	ETSU	63 47					319	H	Georgia St.	64 49
				276	H	Appalachian St.	54 47					132	A	Campbell	64 72
				268	H	High Point	82 70					229	A	UNC Asheville	67 40
				224	A	Col. of Charleston	69 56					105	A	Liberty	58 53

Non-Div I Games: Erskine 106 44 Concord 80 45 Lenoir-Rhyne 84 59

UNC Greensboro

Loss, Non-Conf, S Site, H Home A Away N Neutral

Average RPI Win:	256	WON-LOST	WINNING	LAST 10	STRENGTH OF	OPP. STRENGTH	TEAM	ADJ.	CONF.	ADJ CONF.
Average RPI Loss:	130	RECORD	PCT. RANK	GAMES	SCHEDULE	OF SCHEDULE	RPI	RPI	RPI	RPI
DIV. I ONLY	4- 9	267	4-6	97	294	222	222	14	14	
DIV. I NON-CONF.	2- 7	288	2-4	110	336	274	274	13	13	
TOTALS	RPI 1-25	RPI 26-50	W-L RECORDS	RPI 51-100	RPI 101-150	RPI 150+				
4- 9	0- 1	0- 0	OVERALL	0- 4	1- 1	3- 3				
2- 4	0- 0	0- 0	HOME	0- 1	0- 1	2- 2				
2- 4	0- 1	0- 0	AWAY	0- 2	1- 0	1- 1				
0- 1	0- 0	0- 0	NEUTRAL	0- 1	0- 0	0- 0				
2- 7	0- 1	0- 0	NON-CONFERENCE	0- 2	0- 1	2- 3				
1- 3	0- 0	0- 0	HOME	0- 0	0- 1	1- 2				
1- 3	0- 1	0- 0	AWAY	0- 1	0- 0	1- 1				
0- 1	0- 0	0- 0	NEUTRAL	0- 1	0- 0	0- 0				
2- 2	0- 0	0- 0	CONFERENCE	0- 2	1- 0	1- 0				
1- 1	0- 0	0- 0	HOME	0- 1	0- 0	1- 0				
1- 1	0- 0	0- 0	AWAY	0- 1	1- 0	0- 0				
0- 0	0- 0	0- 0	NEUTRAL	0- 0	0- 0	0- 0				

RPI 1-25				RPI 26-50				RPI 51-100				RPI 101+ Team's RPI: 222			
RPI	S	Opponent	Score	RPI	S	Opponent	Score	RPI	S	Opponent	Score	RPI	S	Opponent	Score
21	A	NC State	40 80					57	A	Wake Forest	55 65	101	H	Coastal Caro.	43 62
								68	N	North Carolina	45 85	146	A	William & Mary	72 55
								81	H	Drexel	72 73	243	H	Kennesaw St.	56 58
								87	A	Elon	53 77	244	H	Delaware	71 65
												245	H	Winthrop	63 75
												265	A	Longwood	58 59
												286	A	Presbyterian	70 60
												346	H	South Carolina St.	84 46
LAST 10 Division I															
87	A	Elon	53 77	245	H	Winthrop	63 75								
146	A	William & Mary	72 55	101	H	Coastal Caro.	43 62								
81	H	Drexel	72 73	286	A	Presbyterian	70 60								
244	H	Delaware	71 65	243	H	Kennesaw St.	56 58								
68	N	North Carolina	45 85	346	H	South Carolina St.	84 46								

Non-Div I Games: Catawba 75 78 Mount Olive 75 67

UNCW

Loss, Non-Conf, S Site, H Home A Away N Neutral

UNI				Through Games Of Jan. 15, 2020						
Average RPI Win:	140	WON-LOST	WINNING	LAST 10	STRENGTH OF	OPP. STRENGTH	TEAM	ADJ.	CONF.	ADJ CONF.
Average RPI Loss:	28	RECORD	PCT. RANK	GAMES	SCHEDULE	OF SCHEDULE	RPI	RPI	RPI	RPI
DIV. I ONLY		8- 5	116	5-5	57	2	37	37	7	7
DIV. I NON-CONF.		7- 3	80	4-3	111	3	41	41	7	7

TOTALS	RPI 1-25	RPI 26-50		W-L RECORDS		RPI 51-100	RPI 101-150		RPI 150+	
8- 5	1- 3	0- 1		OVERALL		3- 1	1- 0		3- 0	
3- 0	1- 0	0- 0		HOME		1- 0	0- 0		1- 0	
5- 3	0- 3	0- 0		AWAY		2- 0	1- 0		2- 0	
0- 2	0- 0	0- 1		NEUTRAL		0- 1	0- 0		0- 0	
7- 3	1- 1	0- 1		NON-CONFERENCE		2- 1	1- 0		3- 0	
3- 0	1- 0	0- 0		HOME		1- 0	0- 0		1- 0	
4- 1	0- 1	0- 0		AWAY		1- 0	1- 0		2- 0	
0- 2	0- 0	0- 1		NEUTRAL		0- 1	0- 0		0- 0	
1- 2	0- 2	0- 0		CONFERENCE		1- 0	0- 0		0- 0	
0- 0	0- 0	0- 0		HOME		0- 0	0- 0		0- 0	
1- 2	0- 2	0- 0		AWAY		1- 0	0- 0		0- 0	
0- 0	0- 0	0- 0		NEUTRAL		0- 0	0- 0		0- 0	

RPI 1-25				RPI 26-50				Team's RPI: 37				RPI 51-100				RPI 101+			
RPI	S	Opponent	Score	RPI	S	Opponent	Score	RPI	S	Opponent	Score	RPI	S	Opponent	Score	RPI	S	Opponent	Score
1	A	Missouri St.	66 80	29	N	Ohio St.	46 64	62	H	IUPUI	51 50	139	A	Wichita St.	61 50				
10	H	Iowa	88 66					71	N	Alabama	77 87	155	A	Missouri	78 73				
15	A	Creighton	54 57					89	A	Iowa St.	71 63	255	A	Omaha	81 45				
22	A	Drake	87 104					92	A	Southern Ill.	60 57	315	H	North Dakota St.	95 63				
LAST 10 Division I																			
1	A	Missouri St.	66 80	255	A	Omaha	81 45												
92	A	Southern Ill.	60 57	15	A	Creighton	54 57												
22	A	Drake	87 104	29	N	Ohio St.	46 64												
89	A	Iowa St.	71 63	71	N	Alabama	77 87												
62	H	IUPUI	51 50	10	H	Iowa	88 66												

Non-Div I Games: Northwest Mo. St. 78 53

UNI

Loss, Non-Conf, S Site, H Home A Away N Neutral

Average RPI Win:	204	WON-LOST	WINNING	LAST 10	STRENGTH OF	OPP. STRENGTH	TEAM	ADJ.	CONF.	ADJ CONF.
Average RPI Loss:	124	RECORD	PCT. RANK	GAMES	SCHEDULE	OF SCHEDULE	RPI	RPI	RPI	RPI
DIV. I ONLY	8- 9	189	6-4	192	118	200	200	19	19	
DIV. I NON-CONF.	4- 7	225	2-3	210	36	248	248	25	25	
TOTALS	RPI 1-25	RPI 26-50	W-L RECORDS	RPI 51-100	RPI 101-150	RPI 150+				
8- 9	0- 0	0- 2	OVERALL	2- 1	1- 3	5- 3				
5- 5	0- 0	0- 2	HOME	2- 1	1- 1	2- 1				
3- 4	0- 0	0- 0	AWAY	0- 0	0- 2	3- 2				
0- 0	0- 0	0- 0	NEUTRAL	0- 0	0- 0	0- 0				
4- 7	0- 0	0- 2	NON-CONFERENCE	2- 1	0- 2	2- 2				
3- 4	0- 0	0- 2	HOME	2- 1	0- 0	1- 1				
1- 3	0- 0	0- 0	AWAY	0- 0	0- 2	1- 1				
0- 0	0- 0	0- 0	NEUTRAL	0- 0	0- 0	0- 0				
4- 2	0- 0	0- 0	CONFERENCE	0- 0	1- 1	3- 1				
2- 1	0- 0	0- 0	HOME	0- 0	1- 1	1- 0				
2- 1	0- 0	0- 0	AWAY	0- 0	0- 0	2- 1				
0- 0	0- 0	0- 0	NEUTRAL	0- 0	0- 0	0- 0				

RPI S	Opponent	Score	RPI S	Opponent	Score	RPI S	Opponent	Score	RPI S	Opponent	Score
27	H Virginia	55 63	42	H Duke	45 57	55	H St. John's (NY)	79 75	106	H Fresno St.	66 72
						75	H South Fla.	61 51	107	H Boise St.	66 65
						87	H Elon	44 50	109	A Southern California	54 75
									147	A Southern Utah	68 72
									167	A San Jose St.	60 62
									203	H Cal St. Fullerton	58 64
									223	H Wyoming	65 53
									225	A Grand Canyon	51 53
									230	A Pepperdine	69 44
									292	A Utah St.	60 46
									307	A Air Force	67 60
									346	H South Carolina St.	66 57
LAST 10 Division I											
167	A San Jose St.	60 62	75	H South Fla.	61 51						
223	H Wyoming	65 53	27	H Virginia	55 63						
107	H Boise St.	66 65	225	A Grand Canyon	51 53						
307	A Air Force	67 60	109	A Southern California	54 75						
292	A Utah St.	60 46	230	A Pepperdine	69 44						

Non-Div I Games:

UNLV

■ Loss,
■ Non-Conf,
■ S Site,
■ H Home
■ A Away
N Neutral

USC Upstate

Through Games Of Jan. 15, 2020

Average RPI Win:	342	WON-LOST	WINNING	LAST 10	STRENGTH OF	OPP. STRENGTH	TEAM	ADJ.	CONF.	ADJ CONF.
Average RPI Loss:	186	RECORD	PCT. RANK	GAMES	SCHEDULE	OF SCHEDULE	RPI	RPI	RPI	RPI
DIV. I ONLY	4- 10	275	2-8	323	291	334	334	27	27	
DIV. I NON-CONF.	3- 4	201	1-2	342	190	310	310	27	27	
TOTALS	RPI 1-25	RPI 26-50	W-L RECORDS	RPI 51-100	RPI 101-150	RPI 150+				
4- 10	0- 1	0- 0	OVERALL	0- 1	0- 1	4- 7				
4- 3	0- 0	0- 0	HOME	0- 0	0- 0	4- 3				
0- 7	0- 1	0- 0	AWAY	0- 1	0- 1	0- 4				
0- 0	0- 0	0- 0	NEUTRAL	0- 0	0- 0	0- 0				
3- 4	0- 1	0- 0	NON-CONFERENCE	0- 1	0- 0	3- 2				
3- 0	0- 0	0- 0	HOME	0- 0	0- 0	3- 0				
0- 4	0- 1	0- 0	AWAY	0- 1	0- 0	0- 2				
0- 0	0- 0	0- 0	NEUTRAL	0- 0	0- 0	0- 0				
1- 6	0- 0	0- 0	CONFERENCE	0- 0	0- 1	1- 5				
1- 3	0- 0	0- 0	HOME	0- 0	0- 0	1- 3				
0- 3	0- 0	0- 0	AWAY	0- 0	0- 1	0- 2				
0- 0	0- 0	0- 0	NEUTRAL	0- 0	0- 0	0- 0				

RPI 1-25				RPI 26-50				RPI 51-100				RPI 101+ Team's RPI: 334			
RPI	S	Opponent	Score	RPI	S	Opponent	Score	RPI	S	Opponent	Score	RPI	S	Opponent	Score
2	A	South Carolina	32 112					72	A	Georgia	53 67	132	A	Campbell	38 50
												176	A	Hampton	40 60
												214	A	Jacksonville	43 87
												229	H	UNC Asheville	48 68
												245	H	Winthrop	38 52
												257	A	East Carolina	48 69
												265	H	Longwood	62 70
												268	A	High Point	46 85
												332	H	Western Caro.	70 62
												338	H	Charleston So.	70 53
												346	H	South Carolina St.	58 47
												351	H	Florida A&M	74 61
LAST 10 Division I															
176	A	Hampton	40 60	132	A	Campbell	38 50								
265	H	Longwood	62 70	338	H	Charleston So.	70 53								
245	H	Winthrop	38 52	346	H	South Carolina St.	58 47								
229	H	UNC Asheville	48 68	72	A	Georgia	53 67								
268	A	High Point	46 85	2	A	South Carolina	32 112								

Non-Div I Games: Mars Hill 89 31 UNKNOWN 71 49

USC Upstate

Loss, Non-Conf, S Site, H Home A Away N Neutral

Average RPI Win:	239	WON-LOST	WINNING	LAST 10	STRENGTH OF	OPP. STRENGTH	TEAM	ADJ.	CONF.	ADJ CONF.
Average RPI Loss:	49	RECORD	PCT. RANK	GAMES	SCHEDULE	OF SCHEDULE	RPI	RPI	RPI	RPI
DIV. I ONLY	9- 7	143	5-5	108	104	115	115	22	22	
DIV. I NON-CONF.	6- 6	164	2-4	76	76	117	117	21	21	
TOTALS	RPI 1-25	RPI 26-50	W-L RECORDS	RPI 51-100	RPI 101-150	RPI 150+				
9- 7	0- 3	0- 1	OVERALL	0- 2	0- 1	9- 0				
5- 2	0- 0	0- 0	HOME	0- 2	0- 0	5- 0				
4- 2	0- 1	0- 0	AWAY	0- 0	0- 1	4- 0				
0- 3	0- 2	0- 1	NEUTRAL	0- 0	0- 0	0- 0				
6- 6	0- 3	0- 1	NON-CONFERENCE	0- 2	0- 0	6- 0				
3- 2	0- 0	0- 0	HOME	0- 2	0- 0	3- 0				
3- 1	0- 1	0- 0	AWAY	0- 0	0- 0	3- 0				
0- 3	0- 2	0- 1	NEUTRAL	0- 0	0- 0	0- 0				
3- 1	0- 0	0- 0	CONFERENCE	0- 0	0- 1	3- 0				
2- 0	0- 0	0- 0	HOME	0- 0	0- 0	2- 0				
1- 1	0- 0	0- 0	AWAY	0- 0	0- 1	1- 0				
0- 0	0- 0	0- 0	NEUTRAL	0- 0	0- 0	0- 0				

RPI 1-25				RPI 26-50				RPI 51-100				RPI 101+ Team's RPI: 115			
RPI	S	Opponent	Score	RPI	S	Opponent	Score	RPI	S	Opponent	Score	RPI	S	Opponent	Score
3	N	Louisville	67 76	41	N	Oklahoma St.	47 60	70	H	Marist	57 73	101	A	Coastal Caro.	56 62
13	N	Oregon	54 91					100	H	Texas Southern	63 74	153	H	Wright St.	68 62
17	A	Northwestern	47 74									168	A	Kansas St.	57 53
												199	H	Little Rock	65 58
												208	H	SMU	51 46
												212	H	Arkansas St.	71 44
												264	A	North Texas	68 49
												276	A	Appalachian St.	82 60
												327	A	Grambling	88 54
												348	H	Chicago St.	84 53
LAST 10 Division I															
				101	A	Coastal Caro.	56 62	208	H	SMU	51 46				
				276	A	Appalachian St.	82 60	70	H	Marist	57 73				
				199	H	Little Rock	65 58	17	A	Northwestern	47 74				
				212	H	Arkansas St.	71 44	153	H	Wright St.	68 62				
				100	H	Texas Southern	63 74	41	N	Oklahoma St.	47 60				

Non-Div I Games:

UT Arlington

■ Loss,
■ Non-Conf, S Site,
■ Home
■ Away
N Neutral

Average RPI Win:	184	WON-LOST	WINNING	LAST 10	STRENGTH OF	OPP. STRENGTH	TEAM	ADJ.	CONF.	ADJ CONF.
Average RPI Loss:	48	RECORD	PCT. RANK	GAMES	SCHEDULE	OF SCHEDULE	RPI	RPI	RPI	RPI
DIV. I ONLY	8- 7	154	6-4	70	36	78	78	21	21	
DIV. I NON-CONF.	4- 7	225	2-4	27	8	124	124	22	22	
TOTALS	RPI 1-25	RPI 26-50	W-L RECORDS	RPI 51-100	RPI 101-150	RPI 150+				
8- 7	0- 3	0- 1	OVERALL	2- 3	2- 0	4- 0				
6- 1	0- 1	0- 0	HOME	2- 0	1- 0	3- 0				
2- 6	0- 2	0- 1	AWAY	0- 3	1- 0	1- 0				
0- 0	0- 0	0- 0	NEUTRAL	0- 0	0- 0	0- 0				
4- 7	0- 3	0- 1	NON-CONFERENCE	1- 3	1- 0	2- 0				
4- 1	0- 1	0- 0	HOME	1- 0	1- 0	2- 0				
0- 6	0- 2	0- 1	AWAY	0- 3	0- 0	0- 0				
0- 0	0- 0	0- 0	NEUTRAL	0- 0	0- 0	0- 0				
4- 0	0- 0	0- 0	CONFERENCE	1- 0	1- 0	2- 0				
2- 0	0- 0	0- 0	HOME	1- 0	0- 0	1- 0				
2- 0	0- 0	0- 0	AWAY	0- 0	1- 0	1- 0				
0- 0	0- 0	0- 0	NEUTRAL	0- 0	0- 0	0- 0				

RPI 1-25				RPI 26-50				RPI 51-100 Team's RPI: 78				RPI 101+			
RPI	S	Opponent	Score	RPI	S	Opponent	Score	RPI	S	Opponent	Score	RPI	S	Opponent	Score
3	H	Louisville	63 71	46	A	Arkansas	46 96	62	H	IUPUI	57 51	144	A	Austin Peay	69 61
7	A	Gonzaga	55 78					82	A	Illinois St.	47 70	149	H	Samford	80 75
14	A	Mississippi St.	46 82					90	H	Belmont	74 57	211	A	Murray St.	89 64
								92	A	Southern Ill.	59 70	217	H	Chattanooga	78 51
								94	A	Saint Louis	50 56	267	H	Lipscomb	83 67
												330	H	Tennessee St.	88 71
LAST 10 Division I															
90	H	Belmont	74 57	3	H	Louisville	63 71	267	H	Lipscomb	83 67				
330	H	Tennessee St.	88 71	217	H	Chattanooga	78 51	92	A	Southern Ill.	59 70				
144	A	Austin Peay	69 61	46	A	Arkansas	46 96	82	A	Illinois St.	47 70				
211	A	Murray St.	89 64												

Non-Div I Games:

UT Martin

U
T
E
P

UTEP				Through Games Of Jan. 15, 2020						
Average RPI Win:	260	WON-LOST	WINNING	LAST 10	STRENGTH OF	OPP. STRENGTH	TEAM	ADJ.	CONF.	ADJ CONF.
Average RPI Loss:	176	RECORD	PCT. RANK	GAMES	SCHEDULE	OF SCHEDULE	RPI	RPI	RPI	RPI
DIV. I ONLY		10- 5	78	6-4	270	295	198	198	13	13
DIV. I NON-CONF.		7- 4	100	3-3	306	275	256	256	14	14

TOTALS	RPI 1-25	RPI 26-50		W-L RECORDS		RPI 51-100	RPI 101-150		RPI 150+	
10- 5	0- 0	0- 1		OVERALL		0- 0	1- 0		9- 4	
8- 3	0- 0	0- 1		HOME		0- 0	1- 0		7- 2	
2- 2	0- 0	0- 0		AWAY		0- 0	0- 0		2- 2	
0- 0	0- 0	0- 0		NEUTRAL		0- 0	0- 0		0- 0	
7- 4	0- 0	0- 1		NON-CONFERENCE		0- 0	1- 0		6- 3	
6- 3	0- 0	0- 1		HOME		0- 0	1- 0		5- 2	
1- 1	0- 0	0- 0		AWAY		0- 0	0- 0		1- 1	
0- 0	0- 0	0- 0		NEUTRAL		0- 0	0- 0		0- 0	
3- 1	0- 0	0- 0		CONFERENCE		0- 0	0- 0		3- 1	
2- 0	0- 0	0- 0		HOME		0- 0	0- 0		2- 0	
1- 1	0- 0	0- 0		AWAY		0- 0	0- 0		1- 1	
0- 0	0- 0	0- 0		NEUTRAL		0- 0	0- 0		0- 0	

U
T
E
P

RPI 1-25			RPI 26-50			RPI 51-100			RPI 101+			Team's RPI: 198
RPI	S	Opponent	Score	RPI	S	Opponent	Score	RPI	S	Opponent	Score	
				50	H	Arizona	43 54					
								126	H	Western Mich.	76 46	
								165	H	New Mexico	78 93	
								189	H	Fla. Atlantic	96 65	
								194	A	Southern Miss.	89 72	
								208	A	SMU	56 60	
								216	H	Tulsa	51 58	
								236	H	UC Riverside	63 50	
								240	A	Louisiana Tech	80 87	
								298	H	Weber St.	70 51	
								301	A	New Mexico St.	63 57	
								301	H	New Mexico St.	65 45	
								310	H	FIU	64 34	
								319	H	Georgia St.	71 68	
								329	H	Alcorn	92 47	

LAST 10 Division I												
				240	A	Louisiana Tech	80 87	208	A	SMU	56 60	
				194	A	Southern Miss.	89 72	50	H	Arizona	43 54	
				189	H	Fla. Atlantic	96 65	298	H	Weber St.	70 51	
				310	H	FIU	64 34	319	H	Georgia St.	71 68	
				216	H	Tulsa	51 58	126	H	Western Mich.	76 46	

Non-Div I Games:

UTEP

Average RPI Win:	315	WON-LOST	WINNING	LAST 10	STRENGTH OF	OPP. STRENGTH	TEAM	ADJ.	CONF.	ADJ CONF.
Average RPI Loss:	182	RECORD	PCT. RANK	GAMES	SCHEDULE	OF SCHEDULE	RPI	RPI	RPI	RPI
DIV. I ONLY	3- 9	292	3-7	307	276	324	324	32	32	
DIV. I NON-CONF.	1- 8	322	1-6	276	243	336	336	32	32	
TOTALS	RPI 1-25	RPI 26-50	W-L RECORDS	RPI 51-100	RPI 101-150	RPI 150+				
3- 9	0- 0	0- 0	OVERALL	0- 2	0- 1	3- 6				
2- 2	0- 0	0- 0	HOME	0- 1	0- 0	2- 1				
1- 5	0- 0	0- 0	AWAY	0- 1	0- 1	1- 3				
0- 2	0- 0	0- 0	NEUTRAL	0- 0	0- 0	0- 2				
1- 8	0- 0	0- 0	NON-CONFERENCE	0- 2	0- 1	1- 5				
1- 2	0- 0	0- 0	HOME	0- 1	0- 0	1- 1				
0- 4	0- 0	0- 0	AWAY	0- 1	0- 1	0- 2				
0- 2	0- 0	0- 0	NEUTRAL	0- 0	0- 0	0- 2				
2- 1	0- 0	0- 0	CONFERENCE	0- 0	0- 0	2- 1				
1- 0	0- 0	0- 0	HOME	0- 0	0- 0	1- 0				
1- 1	0- 0	0- 0	AWAY	0- 0	0- 0	1- 1				
0- 0	0- 0	0- 0	NEUTRAL	0- 0	0- 0	0- 0				

RPI 1-25				RPI 26-50				RPI 51-100				RPI 101+				Team's RPI: 324	
RPI	S	Opponent	Score	RPI	S	Opponent	Score	RPI	S	Opponent	Score	RPI	S	Opponent	Score		
								60	A	Texas	69 85	109	A	Southern California	43 80		
								100	H	Texas Southern	44 71						
												168	A	Kansas St.	66 79		
												190	A	A&M-Corpus Christi	50 61		
												190	H	A&M-Corpus Christi	54 59		
												238	A	UMKC	56 60		
												277	N	Long Beach St.	65 69		
												294	H	UTSA	75 64		
												303	N	Nevada	57 62		
												304	H	California Baptist	87 68		
												348	A	Chicago St.	87 67		
LAST 10 Division I																	
				348	A	Chicago St.	87 67			277	N	Long Beach St.	65 69				
				238	A	UMKC	56 60			109	A	Southern California	43 80				
				304	H	California Baptist	87 68			190	H	A&M-Corpus Christi	54 59				
				168	A	Kansas St.	66 79			294	H	UTSA	75 64				
				303	N	Nevada	57 62			190	A	A&M-Corpus Christi	50 61				

Non-Div I Games: Tex. A&M Int'l 72 56 Tex. A&M-Kingsville 66 45 Texas Lutheran 98 46 Minot St. 75 56

UTRGV

Loss, Non-Conf, S Site, H Home A Away N Neutral

Average RPI Win:	297	WON-LOST	WINNING	LAST 10	STRENGTH OF	OPP. STRENGTH	TEAM	ADJ.	CONF.	ADJ CONF.
Average RPI Loss:	189	RECORD	PCT. RANK	GAMES	SCHEDULE	OF SCHEDULE	RPI	RPI	RPI	RPI
DIV. I ONLY	3- 9	292	2-8	209	331	294	294	13	13	
DIV. I NON-CONF.	1- 7	321	0-6	244	327	332	332	14	14	
TOTALS	RPI 1-25	RPI 26-50	W-L RECORDS	RPI 51-100	RPI 101-150	RPI 150+				
3- 9	0- 0	0- 0	OVERALL	0- 1	0- 2	3- 6				
2- 2	0- 0	0- 0	HOME	0- 0	0- 1	2- 1				
1- 6	0- 0	0- 0	AWAY	0- 1	0- 0	1- 5				
0- 1	0- 0	0- 0	NEUTRAL	0- 0	0- 1	0- 0				
1- 7	0- 0	0- 0	NON-CONFERENCE	0- 1	0- 2	1- 4				
1- 1	0- 0	0- 0	HOME	0- 0	0- 1	1- 0				
0- 5	0- 0	0- 0	AWAY	0- 1	0- 0	0- 4				
0- 1	0- 0	0- 0	NEUTRAL	0- 0	0- 1	0- 0				
2- 2	0- 0	0- 0	CONFERENCE	0- 0	0- 0	2- 2				
1- 1	0- 0	0- 0	HOME	0- 0	0- 0	1- 1				
1- 1	0- 0	0- 0	AWAY	0- 0	0- 0	1- 1				
0- 0	0- 0	0- 0	NEUTRAL	0- 0	0- 0	0- 0				

RPI 1-25			RPI 26-50			RPI 51-100			RPI 101+			Team's RPI: 294
RPI	S	Opponent	Score	RPI	S	Opponent	Score	RPI	S	Opponent	Score	
						60 A Texas	53 84			133 H Sam Houston St.	77 81	
										138 N Utah	45 91	
										189 H Fla. Atlantic	53 80	
										194 A Southern Miss.	65 82	
										195 A Texas Tech	58 115	
										202 A Hawaii	50 62	
										240 A Louisiana Tech	82 73	
										263 A Texas St.	69 74	
										310 H FIU	60 45	
										324 A UTRGV	64 75	
										341 H Incarnate Word	63 56	
LAST 10 Division I												
194 A		Southern Miss.	65 82	133 H		Sam Houston St.	77 81					
240 A		Louisiana Tech	82 73	263 A		Texas St.	69 74					
310 H		FIU	60 45	324 A		UTRGV	64 75					
189 H		Fla. Atlantic	53 80	138 N		Utah	45 91					
195 A		Texas Tech	58 115	202 A		Hawaii	50 62					

Non-Div I Games: Texas Wesleyan 80 78 Southwest (NM) 79 62 Concordia (TX) 73 44

UTSA

Loss, Non-Conf, S Site, H Home A Away N Neutral

Average RPI Win:	216	WON-LOST	WINNING	LAST 10	STRENGTH OF	OPP. STRENGTH	TEAM	ADJ.	CONF.	ADJ CONF.
Average RPI Loss:	69	RECORD	PCT. RANK	GAMES	SCHEDULE	OF SCHEDULE	RPI	RPI	RPI	RPI
DIV. I ONLY	8- 8	170	5-5	84	71	138	138	1	1	
DIV. I NON-CONF.	7- 4	100	4-1	290	164	186	186	1	1	
TOTALS	RPI 1-25	RPI 26-50	W-L RECORDS	RPI 51-100	RPI 101-150	RPI 150+				
8- 8	0- 3	0- 2	OVERALL	2- 1	1- 1	5- 1				
5- 4	0- 1	0- 2	HOME	0- 1	1- 0	4- 0				
1- 4	0- 2	0- 0	AWAY	1- 0	0- 1	0- 1				
2- 0	0- 0	0- 0	NEUTRAL	1- 0	0- 0	1- 0				
7- 4	0- 0	0- 1	NON-CONFERENCE	2- 1	0- 1	5- 1				
4- 2	0- 0	0- 1	HOME	0- 1	0- 0	4- 0				
1- 2	0- 0	0- 0	AWAY	1- 0	0- 1	0- 1				
2- 0	0- 0	0- 0	NEUTRAL	1- 0	0- 0	1- 0				
1- 4	0- 3	0- 1	CONFERENCE	0- 0	1- 0	0- 0				
1- 2	0- 1	0- 1	HOME	0- 0	1- 0	0- 0				
0- 2	0- 2	0- 0	AWAY	0- 0	0- 0	0- 0				
0- 0	0- 0	0- 0	NEUTRAL	0- 0	0- 0	0- 0				

RPI 1-25				RPI 26-50				RPI 51-100				RPI 101+ Team's RPI: 138			
RPI	S	Opponent	Score	RPI	S	Opponent	Score	RPI	S	Opponent	Score	RPI	S	Opponent	Score
5	A	Oregon St.	48 77	40	H	Colorado	70 80	93	H	Providence	60 67	109	H	Southern California	67 65
6	H	UCLA	54 84	43	H	South Dakota	81 84	99	A	BYU	77 73	117	A	Cincinnati	62 68
13	A	Oregon	51 88					100	N	Texas Southern	61 52	231	A	Xavier	63 70
												239	H	Oral Roberts	78 58
												289	H	Eastern Wash.	87 49
												294	N	UTSA	91 45
												298	H	Weber St.	75 46
												303	H	Nevada	68 62
LAST 10 Division I															
109	H	Southern California	67 65	298	H	Weber St.	75 46								
6	H	UCLA	54 84	93	H	Providence	60 67								
13	A	Oregon	51 88	303	H	Nevada	68 62								
5	A	Oregon St.	48 77	239	H	Oral Roberts	78 58								
40	H	Colorado	70 80	99	A	BYU	77 73								

Non-Div I Games:

Utah

■ Loss,
 ■ Non-Conf,
 ■ S Site,
 ■ H Home
 ■ A Away
 N Neutral

Average RPI Win:	292	WON-LOST	WINNING	LAST 10	STRENGTH OF	OPP. STRENGTH	TEAM	ADJ.	CONF.	ADJ CONF.
Average RPI Loss:	182	RECORD	PCT. RANK	GAMES	SCHEDULE	OF SCHEDULE	RPI	RPI	RPI	RPI
DIV. I ONLY	4- 12	292	2-8	195	295	292	292	19	19	
DIV. I NON-CONF.	4- 6	212	2-2	155	267	200	200	25	25	
TOTALS	RPI 1-25	RPI 26-50	W-L RECORDS	RPI 51-100	RPI 101-150	RPI 150+				
4- 12	0- 2	0- 0	OVERALL	0- 1	0- 1	4- 8				
3- 4	0- 0	0- 0	HOME	0- 0	0- 0	3- 4				
1- 8	0- 2	0- 0	AWAY	0- 1	0- 1	1- 4				
0- 0	0- 0	0- 0	NEUTRAL	0- 0	0- 0	0- 0				
4- 6	0- 2	0- 0	NON-CONFERENCE	0- 1	0- 0	4- 3				
3- 1	0- 0	0- 0	HOME	0- 0	0- 0	3- 1				
1- 5	0- 2	0- 0	AWAY	0- 1	0- 0	1- 2				
0- 0	0- 0	0- 0	NEUTRAL	0- 0	0- 0	0- 0				
0- 6	0- 0	0- 0	CONFERENCE	0- 0	0- 1	0- 5				
0- 3	0- 0	0- 0	HOME	0- 0	0- 0	0- 3				
0- 3	0- 0	0- 0	AWAY	0- 0	0- 1	0- 2				
0- 0	0- 0	0- 0	NEUTRAL	0- 0	0- 0	0- 0				

RPI 1-25				RPI 26-50				RPI 51-100				RPI 101+ Team's RPI: 292			
RPI	S	Opponent	Score	RPI	S	Opponent	Score	RPI	S	Opponent	Score	RPI	S	Opponent	Score
5	A	Oregon St.	46 75					99	A	BYU	50 67	106	A	Fresno St.	64 76
13	A	Oregon	52 109									152	H	Portland	64 70
												167	H	San Jose St.	61 76
												200	H	UNLV	46 60
												203	A	Cal St. Fullerton	62 83
												264	H	North Texas	66 55
												277	A	Long Beach St.	56 48
												282	A	San Diego St.	62 66
												290	H	Idaho St.	69 61
												303	A	Nevada	60 69
												307	H	Air Force	45 62
												337	H	Seattle U	70 63
												342	A	Utah Valley	49 57
LAST 10 Division I															
303	A	Nevada	60 69	290	H	Idaho St.	69 61								
307	H	Air Force	45 62	264	H	North Texas	66 55								
282	A	San Diego St.	62 66	5	A	Oregon St.	46 75								
200	H	UNLV	46 60	106	A	Fresno St.	64 76								
342	A	Utah Valley	49 57	167	H	San Jose St.	61 76								

Non-Div I Games: Dixie St. 61 49

Utah St.

Utah Valley

Through Games Of Jan. 15, 2020

Average RPI Win:	304	WON-LOST	WINNING	LAST 10	STRENGTH OF	OPP. STRENGTH	TEAM	ADJ.	CONF.	ADJ CONF.
Average RPI Loss:	215	RECORD	PCT. RANK	GAMES	SCHEDULE	OF SCHEDULE	RPI	RPI	RPI	RPI
DIV. I ONLY	4- 9	267	4-6	338	323	342	342	32	32	
DIV. I NON-CONF.	1- 9	326	1-6	322	277	347	347	32	32	
TOTALS	RPI 1-25	RPI 26-50	W-L RECORDS	RPI 51-100	RPI 101-150	RPI 150+				
4- 9	0- 0	0- 0	OVERALL	0- 1	0- 2	4- 6				
4- 4	0- 0	0- 0	HOME	0- 0	0- 1	4- 3				
0- 5	0- 0	0- 0	AWAY	0- 1	0- 1	0- 3				
0- 0	0- 0	0- 0	NEUTRAL	0- 0	0- 0	0- 0				
1- 9	0- 0	0- 0	NON-CONFERENCE	0- 1	0- 2	1- 6				
1- 4	0- 0	0- 0	HOME	0- 0	0- 1	1- 3				
0- 5	0- 0	0- 0	AWAY	0- 1	0- 1	0- 3				
0- 0	0- 0	0- 0	NEUTRAL	0- 0	0- 0	0- 0				
3- 0	0- 0	0- 0	CONFERENCE	0- 0	0- 0	3- 0				
3- 0	0- 0	0- 0	HOME	0- 0	0- 0	3- 0				
0- 0	0- 0	0- 0	AWAY	0- 0	0- 0	0- 0				
0- 0	0- 0	0- 0	NEUTRAL	0- 0	0- 0	0- 0				

RPI 1-25				RPI 26-50				RPI 51-100				RPI 101+				Team's RPI: 342	
RPI	S	Opponent	Score	RPI	S	Opponent	Score	RPI	S	Opponent	Score	RPI	S	Opponent	Score		
								99	A	BYU	57	71	107	A	Boise St.	69	77
													147	H	Southern Utah	58	71
													171	H	Montana	52	63
													236	A	UC Riverside	53	67
													238	H	UMKC	62	41
													285	A	UC Santa Barbara	51	59
													290	H	Idaho St.	61	88
													292	H	Utah St.	57	49
													298	A	Weber St.	46	72
													303	H	Nevada	57	60
													337	H	Seattle U	70	58
													348	H	Chicago St.	89	58
LAST 10 Division I																	
337	H	Seattle U	70	58	99	A	BYU	57	71								
238	H	UMKC	62	41	171	H	Montana	52	63								
348	H	Chicago St.	89	58	290	H	Idaho St.	61	88								
292	H	Utah St.	57	49	107	A	Boise St.	69	77								
298	A	Weber St.	46	72	236	A	UC Riverside	53	67								

Non-Div I Games: Antelope Valley 77 61 Ottawa (AZ) 99 50

Utah Valley

Loss, Non-Conf, S Site, H Home A Away N Neutral

Average RPI Win:	188	WON-LOST	WINNING	LAST 10	STRENGTH OF	OPP. STRENGTH	TEAM	ADJ.	CONF.	ADJ CONF.
Average RPI Loss:	104	RECORD	PCT. RANK	GAMES	SCHEDULE	OF SCHEDULE	RPI	RPI	RPI	RPI
DIV. I ONLY	8- 8	170	5-5	100	111	135	135	12	12	
DIV. I NON-CONF.	5- 8	221	2-5	116	120	206	206	12	12	
TOTALS	RPI 1-25	RPI 26-50	W-L RECORDS	RPI 51-100	RPI 101-150	RPI 150+				
8- 8	0- 0	1- 1	OVERALL	1- 3	0- 3	6- 1				
5- 3	0- 0	1- 0	HOME	0- 1	0- 2	4- 0				
2- 5	0- 0	0- 1	AWAY	1- 2	0- 1	1- 1				
1- 0	0- 0	0- 0	NEUTRAL	0- 0	0- 0	1- 0				
5- 8	0- 0	1- 1	NON-CONFERENCE	0- 3	0- 3	4- 1				
4- 3	0- 0	1- 0	HOME	0- 1	0- 2	3- 0				
0- 5	0- 0	0- 1	AWAY	0- 2	0- 1	0- 1				
1- 0	0- 0	0- 0	NEUTRAL	0- 0	0- 0	1- 0				
3- 0	0- 0	0- 0	CONFERENCE	1- 0	0- 0	2- 0				
1- 0	0- 0	0- 0	HOME	0- 0	0- 0	1- 0				
2- 0	0- 0	0- 0	AWAY	1- 0	0- 0	1- 0				
0- 0	0- 0	0- 0	NEUTRAL	0- 0	0- 0	0- 0				

RPI S	Opponent	Score	RPI S	Opponent	Score	RPI S	Opponent	Score	RPI S	Opponent	Score	Team's RPI: 135
44	H Old Dominion	62 49	49	A Middle Tenn.	63 86	61	A Seton Hall	33 53	102	A Boston College	52 87	
						75	A South Fla.	55 77	117	H Cincinnati	56 58	
						85	H N.C. A&T	58 69	146	H William & Mary	55 69	
						94	A Saint Louis	65 52	166	A Rhode Island	75 54	
									172	H Saint Joseph's	47 40	
									194	A Southern Miss.	39 51	
									236	H UC Riverside	67 51	
									255	N Omaha	74 66	
									257	H East Carolina	53 40	
									276	H Appalachian St.	66 38	
LAST 10 Division I												
94	A Saint Louis	65 52	49	A Middle Tenn.	63 86							
172	H Saint Joseph's	47 40	44	H Old Dominion	62 49							
166	A Rhode Island	75 54	146	H William & Mary	55 69							
85	H N.C. A&T	58 69	117	H Cincinnati	56 58							
236	H UC Riverside	67 51	194	A Southern Miss.	39 51							

Non-Div I Games:

VCU

■ Loss,
 ■ Non-Conf,
 S Site,
 ■ Home
 ■ Away
 N Neutral

Valparaiso

Through Games Of Jan. 15, 2020

Average RPI Win:	281	WON-LOST	WINNING	LAST 10	STRENGTH OF	OPP. STRENGTH	TEAM	ADJ.	CONF.	ADJ CONF.
Average RPI Loss:	60	RECORD	PCT. RANK	GAMES	SCHEDULE	OF SCHEDULE	RPI	RPI	RPI	RPI
DIV. I ONLY	10- 5	78	8-2	312	129	175	175	7	7	
DIV. I NON-CONF.	8- 3	68	6-0	321	228	146	146	7	7	
TOTALS	RPI 1-25	RPI 26-50	W-L RECORDS	RPI 51-100	RPI 101-150	RPI 150+				
10- 5	0- 2	0- 1	OVERALL	0- 1	0- 0	10- 1				
4- 2	0- 1	0- 0	HOME	0- 1	0- 0	4- 0				
6- 2	0- 1	0- 0	AWAY	0- 0	0- 0	6- 1				
0- 1	0- 0	0- 1	NEUTRAL	0- 0	0- 0	0- 0				
8- 3	0- 1	0- 1	NON-CONFERENCE	0- 0	0- 0	8- 1				
4- 0	0- 0	0- 0	HOME	0- 0	0- 0	4- 0				
4- 2	0- 1	0- 0	AWAY	0- 0	0- 0	4- 1				
0- 1	0- 0	0- 1	NEUTRAL	0- 0	0- 0	0- 0				
2- 2	0- 1	0- 0	CONFERENCE	0- 1	0- 0	2- 0				
0- 2	0- 1	0- 0	HOME	0- 1	0- 0	0- 0				
2- 0	0- 0	0- 0	AWAY	0- 0	0- 0	2- 0				
0- 0	0- 0	0- 0	NEUTRAL	0- 0	0- 0	0- 0				

RPI 1-25				RPI 26-50				RPI 51-100				RPI 101+ Team's RPI: 175			
RPI	S	Opponent	Score	RPI	S	Opponent	Score	RPI	S	Opponent	Score	RPI	S	Opponent	Score
1	H	Missouri St.	68 81	29	N	Ohio St.	38 89	92	H	Southern Ill.	51 67	161	A	North Dakota	63 65
17	A	Northwestern	48 69									164	A	Toledo	61 54
												197	H	Bowling Green	95 90
												242	A	Eastern Ill.	78 66
												278	A	Indiana St.	75 56
												281	H	Morehead St.	55 53
												315	A	North Dakota St.	66 54
												322	A	Detroit Mercy	77 58
												326	A	Evansville	88 66
												333	H	UIC	63 37
												348	H	Chicago St.	95 49
LAST 10 Division I															
326	A	Evansville	88 66	348	H	Chicago St.	95 49								
278	A	Indiana St.	75 56	281	H	Morehead St.	55 53								
1	H	Missouri St.	68 81	333	H	UIC	63 37								
92	H	Southern Ill.	51 67	322	A	Detroit Mercy	77 58								
242	A	Eastern Ill.	78 66	164	A	Toledo	61 54								

Non-Div I Games:

Valparaiso

■ Loss,
 ■ Non-Conf, S Site,
 ■ Home
 ■ Away
 N Neutral

Vanderbilt

Through Games Of Jan. 15, 2020

Average RPI Win:	190	WON-LOST	WINNING	LAST 10	STRENGTH OF	OPP. STRENGTH	TEAM	ADJ.	CONF.	ADJ CONF.
Average RPI Loss:	44	RECORD	PCT. RANK	GAMES	SCHEDULE	OF SCHEDULE	RPI	RPI	RPI	RPI
DIV. I ONLY	12- 5	66	7-3	52	107	53	53	5	5	
DIV. I NON-CONF.	10- 3	60	5-1	79	210	60	60	5	5	
TOTALS	RPI 1-25	RPI 26-50	W-L RECORDS	RPI 51-100	RPI 101-150	RPI 150+				
12- 5	0- 3	0- 0	OVERALL	3- 1	2- 1	7- 0				
8- 2	0- 2	0- 0	HOME	1- 0	2- 0	5- 0				
3- 1	0- 0	0- 0	AWAY	2- 0	0- 1	1- 0				
1- 2	0- 1	0- 0	NEUTRAL	0- 1	0- 0	1- 0				
10- 3	0- 2	0- 0	NON-CONFERENCE	2- 1	1- 0	7- 0				
7- 1	0- 1	0- 0	HOME	1- 0	1- 0	5- 0				
2- 0	0- 0	0- 0	AWAY	1- 0	0- 0	1- 0				
1- 2	0- 1	0- 0	NEUTRAL	0- 1	0- 0	1- 0				
2- 2	0- 1	0- 0	CONFERENCE	1- 0	1- 1	0- 0				
1- 1	0- 1	0- 0	HOME	0- 0	1- 0	0- 0				
1- 1	0- 0	0- 0	AWAY	1- 0	0- 1	0- 0				
0- 0	0- 0	0- 0	NEUTRAL	0- 0	0- 0	0- 0				

RPI S	Opponent	Score	RPI S	Opponent	Score	RPI S	Opponent	Score	RPI S	Opponent	Score
2	H South Carolina	57 93				61	N Seton Hall	65 69	127	H Furman	74 46
4	H UConn	51 64				72	A Georgia	63 55	130	A Florida	60 68
25	N Rutgers	56 62				79	A Washington	76 74	150	H Auburn	77 55
						94	H Saint Louis	62 50	163	H Tennessee Tech	75 61
									169	H Columbia	72 51
									256	N UC Irvine	76 63
									262	H Radford	80 46
									271	H Eastern Ky.	75 69
									309	H Jacksonville St.	88 66
									330	A Tennessee St.	106 55
LAST 10 Division I											
2	H South Carolina	57 93	79	A Washington	76 74						
72	A Georgia	63 55	256	N UC Irvine	76 63						
130	A Florida	60 68	271	H Eastern Ky.	75 69						
150	H Auburn	77 55	163	H Tennessee Tech	75 61						
169	H Columbia	72 51	61	N Seton Hall	65 69						

Non-Div I Games:

Vanderbilt

Loss, Non-Conf, S Site, H Home A Away N Neutral

Average RPI Win:	298	WON-LOST	WINNING	LAST 10	STRENGTH OF	OPP. STRENGTH	TEAM	ADJ.	CONF.	ADJ CONF.
Average RPI Loss:	157	RECORD	PCT. RANK	GAMES	SCHEDULE	OF SCHEDULE	RPI	RPI	RPI	RPI
DIV. I ONLY	7- 9	205	5-5	236	330	246	246	28	28	
DIV. I NON-CONF.	5- 7	205	3-3	283	298	281	281	28	28	
TOTALS	RPI 1-25	RPI 26-50	W-L RECORDS	RPI 51-100	RPI 101-150	RPI 150+				
7- 9	0- 0	0- 0	OVERALL	0- 2	0- 2	7- 5				
6- 2	0- 0	0- 0	HOME	0- 0	0- 1	6- 1				
1- 7	0- 0	0- 0	AWAY	0- 2	0- 1	1- 4				
0- 0	0- 0	0- 0	NEUTRAL	0- 0	0- 0	0- 0				
5- 7	0- 0	0- 0	NON-CONFERENCE	0- 1	0- 2	5- 4				
4- 2	0- 0	0- 0	HOME	0- 0	0- 1	4- 1				
1- 5	0- 0	0- 0	AWAY	0- 1	0- 1	1- 3				
0- 0	0- 0	0- 0	NEUTRAL	0- 0	0- 0	0- 0				
2- 2	0- 0	0- 0	CONFERENCE	0- 1	0- 0	2- 1				
2- 0	0- 0	0- 0	HOME	0- 0	0- 0	2- 0				
0- 2	0- 0	0- 0	AWAY	0- 1	0- 0	0- 1				
0- 0	0- 0	0- 0	NEUTRAL	0- 0	0- 0	0- 0				

RPI	S	Opponent	Score	RPI	S	Opponent	Score	RPI	S	Opponent	Score	RPI	S	Opponent	Score	Team's RPI: 246
56	A	Minnesota	58	90	97	A	Stony Brook	49	67	111	A	Loyola Chicago	76	78		
										114	H	Massachusetts	49	83		
										154	A	Dartmouth	55	72		
										166	A	Rhode Island	74	77		
										174	A	Merrimack	53	78		
										193	H	Binghamton	65	62		
										219	H	Saint Francis (PA)	69	73		
										273	H	Navy	64	56		
										311	H	UMBC	60	58		
										314	H	Bryant	71	66		
										317	H	NJIT	65	59		
										325	A	Albany (NY)	49	58		
										328	H	Canisius	76	53		
										347	A	LIU Brooklyn	73	62		
LAST 10 Division I																
193	H	Binghamton	65	62	347	A	LIU Brooklyn	73	62							
311	H	UMBC	60	58	317	H	NJIT	65	59							
97	A	Stony Brook	49	67	328	H	Canisius	76	53							
325	A	Albany (NY)	49	58	219	H	Saint Francis (PA)	69	73							
174	A	Merrimack	53	78	114	H	Massachusetts	49	83							

Non-Div I Games: Norwich 86 40

Vermont

■ Loss,
 ■ Non-Conf,
 ■ S Site,
 ■ H Home
 ■ A Away
 N Neutral

Villanova

Through Games Of Jan. 15, 2020

Average RPI Win:	136	WON-LOST	WINNING	LAST 10	STRENGTH OF	OPP. STRENGTH	TEAM	ADJ.	CONF.	ADJ CONF.
Average RPI Loss:	96	RECORD	PCT. RANK	GAMES	SCHEDULE	OF SCHEDULE	RPI	RPI	RPI	RPI
DIV. I ONLY	10- 7	127	7-3	74	48	76	76	6	6	
DIV. I NON-CONF.	6- 5	151	3-1	80	62	88	88	6	6	
TOTALS	RPI 1-25	RPI 26-50	W-L RECORDS	RPI 51-100	RPI 101-150	RPI 150+				
10- 7	0- 1	0- 1	OVERALL	4- 2	2- 2	4- 1				
5- 4	0- 1	0- 1	HOME	1- 0	1- 2	3- 0				
5- 3	0- 0	0- 0	AWAY	3- 2	1- 0	1- 1				
0- 0	0- 0	0- 0	NEUTRAL	0- 0	0- 0	0- 0				
6- 5	0- 0	0- 1	NON-CONFERENCE	1- 2	2- 1	3- 1				
3- 2	0- 0	0- 1	HOME	0- 0	1- 1	2- 0				
3- 3	0- 0	0- 0	AWAY	1- 2	1- 0	1- 1				
0- 0	0- 0	0- 0	NEUTRAL	0- 0	0- 0	0- 0				
4- 2	0- 1	0- 0	CONFERENCE	3- 0	0- 1	1- 0				
2- 2	0- 1	0- 0	HOME	1- 0	0- 1	1- 0				
2- 0	0- 0	0- 0	AWAY	2- 0	0- 0	0- 0				
0- 0	0- 0	0- 0	NEUTRAL	0- 0	0- 0	0- 0				

RPI 1-25				RPI 26-50				RPI 51-100				RPI 101+			
RPI	S	Opponent	Score	RPI	S	Opponent	Score	RPI	S	Opponent	Score	RPI	S	Opponent	Score
15	H	Creighton	42 58	45	H	James Madison	52 56	54	A	Temple	69 74	121	H	Penn	70 58
								55	A	St. John's (NY)	67 62	129	A	Fordham	73 66
								61	A	Seton Hall	61 55	140	H	George Washington	56 68
								72	A	Georgia	63 58	141	H	Butler	41 58
								81	A	Drexel	52 54	172	H	Saint Joseph's	60 44
								93	H	Providence	51 49	195	A	American	54 76
												201	A	La Salle	77 69
												227	H	Manhattan	63 51
												231	H	Xavier	66 54
LAST 10 Division I															
121	H	Penn	70 58	15	H	Creighton	42 58	54	A	Temple	69 74	121	H	Penn	70 58
231	H	Xavier	66 54	93	H	Providence	51 49	55	A	St. John's (NY)	67 62	129	A	Fordham	73 66
141	H	Butler	41 58	201	A	La Salle	77 69	61	A	Seton Hall	61 55	140	H	George Washington	56 68
55	A	St. John's (NY)	67 62	54	A	Temple	69 74	72	A	Georgia	63 58	141	H	Butler	41 58
61	A	Seton Hall	61 55	172	H	Saint Joseph's	60 44	81	A	Drexel	52 54	172	H	Saint Joseph's	60 44

Non-Div I Games:

Villanova

Loss, Non-Conf, S Site, H Home A Away N Neutral

Average RPI Win:	107	WON-LOST	WINNING	LAST 10	STRENGTH OF	OPP. STRENGTH	TEAM	ADJ.	CONF.	ADJ CONF.
Average RPI Loss:	33	RECORD	PCT. RANK	GAMES	SCHEDULE	OF SCHEDULE	RPI	RPI	RPI	RPI
DIV. I ONLY	7- 9	205	4-6	1	26	27	27	3	3	
DIV. I NON-CONF.	5- 6	187	2-3	1	28	18	18	3	3	
TOTALS	RPI 1-25	RPI 26-50	W-L RECORDS	RPI 51-100	RPI 101-150	RPI 150+				
7- 9	0- 6	3- 1	OVERALL	1- 1	1- 1	2- 0				
4- 3	0- 2	3- 0	HOME	1- 1	0- 0	0- 0				
3- 5	0- 3	0- 1	AWAY	0- 0	1- 1	2- 0				
0- 1	0- 1	0- 0	NEUTRAL	0- 0	0- 0	0- 0				
5- 6	0- 5	2- 0	NON-CONFERENCE	1- 0	0- 1	2- 0				
3- 2	0- 2	2- 0	HOME	1- 0	0- 0	0- 0				
2- 3	0- 2	0- 0	AWAY	0- 0	0- 1	2- 0				
0- 1	0- 1	0- 0	NEUTRAL	0- 0	0- 0	0- 0				
2- 3	0- 1	1- 1	CONFERENCE	0- 1	1- 0	0- 0				
1- 1	0- 0	1- 0	HOME	0- 1	0- 0	0- 0				
1- 2	0- 1	0- 1	AWAY	0- 0	1- 0	0- 0				
0- 0	0- 0	0- 0	NEUTRAL	0- 0	0- 0	0- 0				

RPI 1-25				RPI 26-50				RPI 51-100				RPI 101+			
RPI	S	Opponent	Score	RPI	S	Opponent	Score	RPI	S	Opponent	Score	RPI	S	Opponent	Score
4	A	UConn	44 83	30	A	Georgia Tech	51 61	64	H	Bucknell	84 60	102	A	Boston College	69 52
6	H	UCLA	62 73	42	H	Duke	66 63	68	H	North Carolina	47 65	109	A	Southern California	49 59
14	N	Mississippi St.	59 72	44	H	Old Dominion	56 53					200	A	UNLV	63 55
19	H	Kentucky	47 50	45	H	James Madison	55 49					252	A	CSUN	72 47
21	A	NC State	60 80												
25	A	Rutgers	63 73												
LAST 10 Division I															
102	A	Boston College	69 52	14	N	Mississippi St.	59 72	200	A	UNLV	63 55	25	A	Rutgers	63 73
42	H	Duke	66 63					6	H	UCLA	62 73				
21	A	NC State	60 80					45	H	James Madison	55 49				
68	H	North Carolina	47 65												
30	A	Georgia Tech	51 61												

Non-Div I Games:

Virginia

■ Loss,
 ■ Non-Conf,
 ■ S Site,
 ■ H Home
 ■ A Away
 N Neutral

Average RPI Win:	159	WON-LOST	WINNING	LAST 10	STRENGTH OF	OPP. STRENGTH	TEAM	ADJ.	CONF.	ADJ CONF.
Average RPI Loss:	38	RECORD	PCT. RANK	GAMES	SCHEDULE	OF SCHEDULE	RPI	RPI	RPI	RPI
DIV. I ONLY	12- 4	50	6-4	65	67	39	39	3	3	
DIV. I NON-CONF.	10- 1	19	4-1	126	86	28	28	3	3	
TOTALS	RPI 1-25	RPI 26-50	W-L RECORDS	RPI 51-100	RPI 101-150	RPI 150+				
12- 4	0- 2	1- 1	OVERALL	3- 1	3- 0	5- 0				
8- 0	0- 0	1- 0	HOME	2- 0	1- 0	4- 0				
1- 3	0- 2	0- 1	AWAY	0- 0	0- 0	1- 0				
3- 1	0- 0	0- 0	NEUTRAL	1- 1	2- 0	0- 0				
10- 1	0- 0	1- 0	NON-CONFERENCE	2- 1	3- 0	4- 0				
6- 0	0- 0	1- 0	HOME	1- 0	1- 0	3- 0				
1- 0	0- 0	0- 0	AWAY	0- 0	0- 0	1- 0				
3- 1	0- 0	0- 0	NEUTRAL	1- 1	2- 0	0- 0				
2- 3	0- 2	0- 1	CONFERENCE	1- 0	0- 0	1- 0				
2- 0	0- 0	0- 0	HOME	1- 0	0- 0	1- 0				
0- 3	0- 2	0- 1	AWAY	0- 0	0- 0	0- 0				
0- 0	0- 0	0- 0	NEUTRAL	0- 0	0- 0	0- 0				

RPI 1-25				RPI 26-50				Team's RPI: 39	RPI 51-100				RPI 101+			
RPI	S	Opponent	Score	RPI	S	Opponent	Score		RPI	S	Opponent	Score	RPI	S	Opponent	Score
16	A	Florida St.	62 86	28	H	Purdue	67 54		68	H	North Carolina	76 70	105	H	Liberty	73 69
21	A	NC State	69 76	42	A	Duke	67 72		72	N	Georgia	72 77	139	N	Wichita St.	84 63
									86	H	Davidson	88 68	142	N	Rice	54 45
									90	N	Belmont	60 58	205	A	George Mason	77 58
													219	H	Saint Francis (PA)	105 41
													233	H	Gardner-Webb	87 65
													295	H	Pittsburgh	68 56
													302	H	UMES	86 43
LAST 10 Division I																
42	A	Duke	67 72	139	N	Wichita St.	84 63									
295	H	Pittsburgh	68 56	142	N	Rice	54 45									
68	H	North Carolina	76 70	233	H	Gardner-Webb	87 65									
21	A	NC State	69 76	28	H	Purdue	67 54									
16	A	Florida St.	62 86	72	N	Georgia	72 77									

Non-Div I Games:

Virginia Tech

■ Loss,
 ■ Non-Conf, S Site,
 ■ Home
 ■ Away
 N Neutral

Wagner				STRENGTH OF SCHEDULE	OPP. STRENGTH OF SCHEDULE	TEAM RPI	ADJ. RPI	CONF. RPI	ADJ CONF. RPI
Average RPI Win:	321	WON-LOST RECORD	WINNING PCT. RANK						
Average RPI Loss:	144		LAST 10 GAMES						
DIV. I ONLY	3- 11	304	1-9	116	334	287	287	29	29
DIV. I NON-CONF.	3- 7	252	1-5	51	338	216	216	30	30

TOTALS	RPI 1-25		RPI 26-50	W-L RECORDS	RPI 51-100	RPI 101-150		RPI 150+	
3- 11	0- 1		0- 0	OVERALL	0- 2	0- 3		3- 5	
3- 2	0- 0		0- 0	HOME	0- 1	0- 0		3- 1	
0- 9	0- 1		0- 0	AWAY	0- 1	0- 3		0- 4	
0- 0	0- 0		0- 0	NEUTRAL	0- 0	0- 0		0- 0	
3- 7	0- 1		0- 0	NON-CONFERENCE	0- 2	0- 3		3- 1	
3- 1	0- 0		0- 0	HOME	0- 1	0- 0		3- 0	
0- 6	0- 1		0- 0	AWAY	0- 1	0- 3		0- 1	
0- 0	0- 0		0- 0	NEUTRAL	0- 0	0- 0		0- 0	
0- 4	0- 0		0- 0	CONFERENCE	0- 0	0- 0		0- 4	
0- 1	0- 0		0- 0	HOME	0- 0	0- 0		0- 1	
0- 3	0- 0		0- 0	AWAY	0- 0	0- 0		0- 3	
0- 0	0- 0		0- 0	NEUTRAL	0- 0	0- 0		0- 0	

RPI 1-25				RPI 26-50				RPI 51-100				RPI 101+ Team's RPI: 287			
RPI	S	Opponent	Score	RPI	S	Opponent	Score	RPI	S	Opponent	Score	RPI	S	Opponent	Score
24	A	Maryland	56 119					51	A	Yale	68 87	108	A	Colgate	58 74
								97	H	Stony Brook	45 66	124	A	Rider	63 77
												141	A	Butler	58 74
												156	A	Robert Morris	47 51
												183	A	Youngstown St.	42 64
												209	A	Mt. St. Mary's	63 78
												219	A	Saint Francis (PA)	50 51
												275	H	Sacred Heart	65 79
												311	H	UMBC	67 60
												317	H	NJIT	61 59
												336	H	Saint Peter's	90 89

LAST 10 Division I															
219	A	Saint Francis (PA)	50 51	108	A	Colgate	58 74								
156	A	Robert Morris	47 51	124	A	Rider	63 77								
275	H	Sacred Heart	65 79	97	H	Stony Brook	45 66								
209	A	Mt. St. Mary's	63 78	183	A	Youngstown St.	42 64								
51	A	Yale	68 87	317	H	NJIT	61 59								

Non-Div I Games: Staten Island 81 57

Wagner

■ Loss,
 ■ Non-Conf,
 ■ S Site,
 ■ H Home
 ■ A Away
 N Neutral

Wake Forest

Through Games Of Jan. 15, 2020

Average RPI Win:	139	WON-LOST	WINNING	LAST 10	STRENGTH OF	OPP. STRENGTH	TEAM	ADJ.	CONF.	ADJ CONF.
Average RPI Loss:	75	RECORD	PCT. RANK	GAMES	SCHEDULE	OF SCHEDULE	RPI	RPI	RPI	RPI
DIV. I ONLY	10- 6	102	7-3	61	23	57	57	3	3	
DIV. I NON-CONF.	7- 4	100	4-1	106	117	96	96	3	3	
TOTALS	RPI 1-25	RPI 26-50	W-L RECORDS	RPI 51-100	RPI 101-150	RPI 150+				
10- 6	0- 1	2- 2	OVERALL	2- 1	2- 1	4- 1				
6- 2	0- 0	1- 1	HOME	0- 0	1- 1	4- 0				
2- 4	0- 1	1- 1	AWAY	1- 1	0- 0	0- 1				
2- 0	0- 0	0- 0	NEUTRAL	1- 0	1- 0	0- 0				
7- 4	0- 0	0- 1	NON-CONFERENCE	2- 1	2- 1	3- 1				
4- 2	0- 0	0- 1	HOME	0- 0	1- 1	3- 0				
1- 2	0- 0	0- 0	AWAY	1- 1	0- 0	0- 1				
2- 0	0- 0	0- 0	NEUTRAL	1- 0	1- 0	0- 0				
3- 2	0- 1	2- 1	CONFERENCE	0- 0	0- 0	1- 0				
2- 0	0- 0	1- 0	HOME	0- 0	0- 0	1- 0				
1- 2	0- 1	1- 1	AWAY	0- 0	0- 0	0- 0				
0- 0	0- 0	0- 0	NEUTRAL	0- 0	0- 0	0- 0				

RPI	S	Opponent	Score	RPI	S	Opponent	Score	RPI	S	Opponent	Score	RPI	S	Opponent	Score
3	A	Louisville	61 75	30	H	Georgia Tech	65 60	55	A	St. John's (NY)	74 82	103	H	UNC Greensboro	65 67
				35	A	Miami (FL)	56 59	87	A	Elon	69 57	130	N	Florida	73 68
				42	A	Duke	60 58	95	N	Dayton	78 59	132	H	Campbell	74 46
				48	H	Charlotte	65 77					170	H	Clemson	63 58
												206	A	ETSU	60 67
												222	H	UNCW	65 55
												224	H	Col. of Charleston	106 50
												257	H	East Carolina	76 53
LAST 10 Division I															
3	A	Louisville	61 75	130	N	Florida	73 68								
170	H	Clemson	63 58	95	N	Dayton	78 59								
30	H	Georgia Tech	65 60	132	H	Campbell	74 46								
42	A	Duke	60 58	206	A	ETSU	60 67								
35	A	Miami (FL)	56 59	257	H	East Carolina	76 53								

Non-Div I Games:

Wake Forest

■ Loss,
 ■ Non-Conf,
 ■ S Site,
 ■ H Home
 ■ A Away
 N Neutral

Average RPI Win:	165	WON-LOST	WINNING	LAST 10	STRENGTH OF	OPP. STRENGTH	TEAM	ADJ.	CONF.	ADJ CONF.
Average RPI Loss:	90	RECORD	PCT. RANK	GAMES	SCHEDULE	OF SCHEDULE	RPI	RPI	RPI	RPI
DIV. I ONLY	10- 5	78	6-4	109	37	79	79	1	1	
DIV. I NON-CONF.	8- 3	68	4-2	189	97	120	120	1	1	
TOTALS	RPI 1-25	RPI 26-50	W-L RECORDS	RPI 51-100	RPI 101-150	RPI 150+				
10- 5	1- 1	0- 0	OVERALL	3- 2	0- 1	6- 1				
4- 4	0- 0	0- 0	HOME	1- 2	0- 1	3- 1				
3- 1	0- 1	0- 0	AWAY	2- 0	0- 0	1- 0				
3- 0	1- 0	0- 0	NEUTRAL	0- 0	0- 0	2- 0				
8- 3	1- 0	0- 0	NON-CONFERENCE	1- 1	0- 1	6- 1				
4- 3	0- 0	0- 0	HOME	1- 1	0- 1	3- 1				
1- 0	0- 0	0- 0	AWAY	0- 0	0- 0	1- 0				
3- 0	1- 0	0- 0	NEUTRAL	0- 0	0- 0	2- 0				
2- 2	0- 1	0- 0	CONFERENCE	2- 1	0- 0	0- 0				
0- 1	0- 0	0- 0	HOME	0- 1	0- 0	0- 0				
2- 1	0- 1	0- 0	AWAY	2- 0	0- 0	0- 0				
0- 0	0- 0	0- 0	NEUTRAL	0- 0	0- 0	0- 0				

RPI	S	Opponent	Score	RPI	S	Opponent	Score	RPI	S	Opponent	Score	RPI	S	Opponent	Score
8	A	Stanford	56 77					52	A	Washington St.	65 56	137	H	Tulane	62 64
10	N	Iowa	70 63					52	H	Washington St.	59 66	156	N	Iona	65 34
								53	H	Vanderbilt	74 76	191	A	San Diego	65 47
								74	H	CSU Bakersfield	80 49	202	H	Hawaii	50 62
								96	A	California	67 64	215	H	San Francisco	73 54
												218	N	Howard	75 58
												298	H	Weber St.	94 41
												337	H	Seattle U	78 46
LAST 10 Division I															
52	H	Washington St.	59 66	215	H	San Francisco	73 54								
8	A	Stanford	56 77	191	A	San Diego	65 47								
96	A	California	67 64	202	H	Hawaii	50 62								
52	A	Washington St.	65 56	10	N	Iowa	70 63								
53	H	Vanderbilt	74 76	218	N	Howard	75 58								

Non-Div I Games:

Washington

■ Loss,
 ■ Non-Conf,
 ■ S Site,
 ■ H Home
 ■ A Away
 N Neutral

Average RPI Win:	182	WON-LOST	WINNING	LAST 10	STRENGTH OF	OPP. STRENGTH	TEAM	ADJ.	CONF.	ADJ CONF.
Average RPI Loss:	22	RECORD	PCT. RANK	GAMES	SCHEDULE	OF SCHEDULE	RPI	RPI	RPI	RPI
DIV. I ONLY	9- 7	143	5-5	22	8	52	52	1	1	
DIV. I NON-CONF.	7- 5	130	3-3	54	10	78	78	1	1	
TOTALS	RPI 1-25	RPI 26-50	W-L RECORDS	RPI 51-100	RPI 101-150	RPI 150+				
9- 7	0- 5	0- 1	OVERALL	3- 1	1- 0	5- 0				
5- 2	0- 1	0- 0	HOME	1- 1	0- 0	4- 0				
3- 2	0- 1	0- 1	AWAY	2- 0	1- 0	0- 0				
1- 3	0- 3	0- 0	NEUTRAL	0- 0	0- 0	1- 0				
7- 5	0- 4	0- 1	NON-CONFERENCE	1- 0	1- 0	5- 0				
5- 1	0- 1	0- 0	HOME	1- 0	0- 0	4- 0				
1- 1	0- 0	0- 1	AWAY	0- 0	1- 0	0- 0				
1- 3	0- 3	0- 0	NEUTRAL	0- 0	0- 0	1- 0				
2- 2	0- 1	0- 0	CONFERENCE	2- 1	0- 0	0- 0				
0- 1	0- 0	0- 0	HOME	0- 1	0- 0	0- 0				
2- 1	0- 1	0- 0	AWAY	2- 0	0- 0	0- 0				
0- 0	0- 0	0- 0	NEUTRAL	0- 0	0- 0	0- 0				

RPI 1-25				RPI 26-50				RPI 51-100				Team's RPI: 52	RPI 101+			
RPI	S	Opponent	Score	RPI	S	Opponent	Score	RPI	S	Opponent	Score		RPI	S	Opponent	Score
2	N	South Carolina	53 68	35	A	Miami (FL)	68 74	79	A	Washington	66 59		107	A	Boise St.	80 68
7	H	Gonzaga	53 76					79	H	Washington	56 65		230	H	Pepperdine	85 48
8	A	Stanford	58 77					96	A	California	96 75		252	H	CSUN	71 61
9	N	Indiana	44 78					99	H	BYU	67 50		256	H	UC Irvine	87 59
12	N	Baylor	66 89										259	H	Ark.-Pine Bluff	85 56
													260	N	Southern U.	69 54
LAST 10 Division I																
79	A	Washington	66 59	260	N	Southern U.	69 54									
96	A	California	96 75	256	H	UC Irvine	87 59									
8	A	Stanford	58 77	7	H	Gonzaga	53 76									
79	H	Washington	56 65	259	H	Ark.-Pine Bluff	85 56									
35	A	Miami (FL)	68 74	9	N	Indiana	44 78									

Non-Div I Games:

Washington St.

■ Loss,
 ■ Non-Conf,
 ■ S Site,
 ■ H Home
 ■ A Away
 N Neutral

Average RPI Win:	254	WON-LOST	WINNING	LAST 10	STRENGTH OF	OPP. STRENGTH	TEAM	ADJ.	CONF.	ADJ CONF.
Average RPI Loss:	176	RECORD	PCT. RANK	GAMES	SCHEDULE	OF SCHEDULE	RPI	RPI	RPI	RPI
DIV. I ONLY	3- 11	304	3-7	264	214	298	298	20	20	
DIV. I NON-CONF.	2- 7	288	2-3	128	197	232	232	17	17	
TOTALS	RPI 1-25	RPI 26-50	W-L RECORDS	RPI 51-100	RPI 101-150	RPI 150+				
3- 11	0- 1	0- 0	OVERALL	0- 2	0- 2	3- 6				
1- 3	0- 0	0- 0	HOME	0- 0	0- 0	1- 3				
2- 8	0- 1	0- 0	AWAY	0- 2	0- 2	2- 3				
0- 0	0- 0	0- 0	NEUTRAL	0- 0	0- 0	0- 0				
2- 7	0- 1	0- 0	NON-CONFERENCE	0- 2	0- 1	2- 3				
1- 1	0- 0	0- 0	HOME	0- 0	0- 0	1- 1				
1- 6	0- 1	0- 0	AWAY	0- 2	0- 1	1- 2				
0- 0	0- 0	0- 0	NEUTRAL	0- 0	0- 0	0- 0				
1- 4	0- 0	0- 0	CONFERENCE	0- 0	0- 1	1- 3				
0- 2	0- 0	0- 0	HOME	0- 0	0- 0	0- 2				
1- 2	0- 0	0- 0	AWAY	0- 0	0- 1	1- 1				
0- 0	0- 0	0- 0	NEUTRAL	0- 0	0- 0	0- 0				

RPI 1-25				RPI 26-50				RPI 51-100				RPI 101+ Team's RPI: 298			
RPI	S	Opponent	Score	RPI	S	Opponent	Score	RPI	S	Opponent	Score	RPI	S	Opponent	Score
6	A	UCLA	45 85					66	A	Pacific	53 76	120	A	Idaho	50 70
								79	A	Washington	41 94	138	A	Utah	46 75
												152	H	Portland	59 78
												185	A	Northern Colo.	65 60
												198	A	UTEP	51 70
												236	A	UC Riverside	64 54
												237	H	Northern Ariz.	82 88
												289	A	Eastern Wash.	53 63
												301	A	New Mexico St.	47 77
												342	H	Utah Valley	72 46
												345	H	Sacramento St.	67 91
LAST 10 Division I															
345	H	Sacramento St.	67 91	138	A	Utah	46 75								
185	A	Northern Colo.	65 60	342	H	Utah Valley	72 46								
237	H	Northern Ariz.	82 88	301	A	New Mexico St.	47 77								
120	A	Idaho	50 70	198	A	UTEP	51 70								
289	A	Eastern Wash.	53 63	236	A	UC Riverside	64 54								

Non-Div I Games:

Weber St.

■ Loss,
 ■ Non-Conf,
 ■ S Site,
 ■ H Home
 ■ A Away
 N Neutral

West Virginia

Through Games Of Jan. 15, 2020

Average RPI Win:	159	WON-LOST	WINNING	LAST 10	STRENGTH OF	OPP. STRENGTH	TEAM	ADJ.	CONF.	ADJ CONF.
Average RPI Loss:	19	RECORD	PCT. RANK	GAMES	SCHEDULE	OF SCHEDULE	RPI	RPI	RPI	RPI
DIV. I ONLY	13- 2	21	9-1	85	52	32	32	4	4	
DIV. I NON-CONF.	10- 1	19	6-0	151	96	31	31	4	4	
TOTALS	RPI 1-25	RPI 26-50	W-L RECORDS	RPI 51-100	RPI 101-150	RPI 150+				
13- 2	1- 2	0- 0	OVERALL	3- 0	1- 0	8- 0				
6- 1	0- 1	0- 0	HOME	1- 0	0- 0	5- 0				
3- 0	1- 0	0- 0	AWAY	1- 0	0- 0	1- 0				
4- 1	0- 1	0- 0	NEUTRAL	1- 0	1- 0	2- 0				
10- 1	1- 1	0- 0	NON-CONFERENCE	1- 0	1- 0	7- 0				
5- 0	0- 0	0- 0	HOME	0- 0	0- 0	5- 0				
1- 0	1- 0	0- 0	AWAY	0- 0	0- 0	0- 0				
4- 1	0- 1	0- 0	NEUTRAL	1- 0	1- 0	2- 0				
3- 1	0- 1	0- 0	CONFERENCE	2- 0	0- 0	1- 0				
1- 1	0- 1	0- 0	HOME	1- 0	0- 0	0- 0				
2- 0	0- 0	0- 0	AWAY	1- 0	0- 0	1- 0				
0- 0	0- 0	0- 0	NEUTRAL	0- 0	0- 0	0- 0				

RPI 1-25				RPI 26-50		Team's RPI: 32		RPI 51-100				RPI 101+			
RPI	S	Opponent	Score	RPI	S	Opponent	Score	RPI	S	Opponent	Score	RPI	S	Opponent	Score
14	A	Mississippi St.	71 65					60	H	Texas	68 63	103	N	Michigan St.	63 57
15	N	Creighton	75 82					67	A	Kansas	68 49	151	H	Cornell	68 62
23	H	Oklahoma	49 73					73	N	Syracuse	71 69	159	N	Norfolk St.	72 55
												165	N	New Mexico	73 60
												168	A	Kansas St.	74 63
												219	H	Saint Francis (PA)	74 45
												262	H	Radford	74 37
												286	H	Presbyterian	56 40
												343	H	Coppin St.	82 47
LAST 10 Division I															
23	H	Oklahoma	49 73	73	N	Syracuse	71 69								
60	H	Texas	68 63	103	N	Michigan St.	63 57								
67	A	Kansas	68 49	159	N	Norfolk St.	72 55								
168	A	Kansas St.	74 63	14	A	Mississippi St.	71 65								
151	H	Cornell	68 62	165	N	New Mexico	73 60								

Non-Div I Games:

West Virginia

■ Loss,
 ■ Non-Conf,
 ■ S Site,
 ■ H Home
 ■ A Away
 N Neutral

Average RPI Win:	338	WON-LOST	WINNING	LAST 10	STRENGTH OF	OPP. STRENGTH	TEAM	ADJ.	CONF.	ADJ CONF.
Average RPI Loss:	177	RECORD	PCT. RANK	GAMES	SCHEDULE	OF SCHEDULE	RPI	RPI	RPI	RPI
DIV. I ONLY	1- 14	344	1-9	181	336	332	332	23	23	
DIV. I NON-CONF.	1- 12	335	1-7	105	346	321	321	20	20	
TOTALS	RPI 1-25	RPI 26-50	W-L RECORDS	RPI 51-100	RPI 101-150	RPI 150+				
1- 14	0- 0	0- 0	OVERALL	0- 3	0- 2	1- 9				
1- 8	0- 0	0- 0	HOME	0- 0	0- 2	1- 6				
0- 6	0- 0	0- 0	AWAY	0- 3	0- 0	0- 3				
0- 0	0- 0	0- 0	NEUTRAL	0- 0	0- 0	0- 0				
1- 12	0- 0	0- 0	NON-CONFERENCE	0- 3	0- 2	1- 7				
1- 6	0- 0	0- 0	HOME	0- 0	0- 2	1- 4				
0- 6	0- 0	0- 0	AWAY	0- 3	0- 0	0- 3				
0- 0	0- 0	0- 0	NEUTRAL	0- 0	0- 0	0- 0				
0- 2	0- 0	0- 0	CONFERENCE	0- 0	0- 0	0- 2				
0- 2	0- 0	0- 0	HOME	0- 0	0- 0	0- 2				
0- 0	0- 0	0- 0	AWAY	0- 0	0- 0	0- 0				
0- 0	0- 0	0- 0	NEUTRAL	0- 0	0- 0	0- 0				

RPI 1-25				RPI 26-50				RPI 51-100				RPI 101+				Team's RPI: 332	
RPI	S	Opponent	Score	RPI	S	Opponent	Score	RPI	S	Opponent	Score	RPI	S	Opponent	Score		
								68	A	North Carolina	55	92	101	H	Coastal Caro.	43	66
								86	A	Davidson	51	101	132	H	Campbell	40	61
								87	A	Elon	24	68	158	H	Cleveland St.	61	68
													163	H	Tennessee Tech	58	62
													206	H	ETSU	57	62
													217	H	Chattanooga	52	59
													224	A	Col. of Charleston	62	73
													229	H	UNC Asheville	47	64
													233	A	Gardner-Webb	62	88
													245	H	Winthrop	60	63
													334	A	USC Upstate	62	70
													338	H	Charleston So.	69	64
LAST 10 Division I																	
				206	H	ETSU	57	62	158	H	Cleveland St.	61	68				
				217	H	Chattanooga	52	59	338	H	Charleston So.	69	64				
				224	A	Col. of Charleston	62	73	233	A	Gardner-Webb	62	88				
				245	H	Winthrop	60	63	101	H	Coastal Caro.	43	66				
				163	H	Tennessee Tech	58	62	86	A	Davidson	51	101				

Non-Div I Games: Southern Wesleyan 70 37 UVa-Wise 64 55

Western Caro.

Average RPI Win:	290	WON-LOST	WINNING	LAST 10	STRENGTH OF	OPP. STRENGTH	TEAM	ADJ.	CONF.	ADJ CONF.
Average RPI Loss:	96	RECORD	PCT. RANK	GAMES	SCHEDULE	OF SCHEDULE	RPI	RPI	RPI	RPI
DIV. I ONLY	6- 9	223	5-5	232	176	232	232	18	18	
DIV. I NON-CONF.	3- 7	252	2-3	204	171	259	259	19	19	
TOTALS	RPI 1-25	RPI 26-50	W-L RECORDS	RPI 51-100	RPI 101-150	RPI 150+				
6- 9	0- 1	0- 2	OVERALL	0- 3	0- 1	6- 2				
4- 2	0- 0	0- 1	HOME	0- 0	0- 1	4- 0				
2- 5	0- 1	0- 1	AWAY	0- 2	0- 0	2- 1				
0- 2	0- 0	0- 0	NEUTRAL	0- 1	0- 0	0- 1				
3- 7	0- 1	0- 1	NON-CONFERENCE	0- 2	0- 1	3- 2				
2- 1	0- 0	0- 0	HOME	0- 0	0- 1	2- 0				
1- 4	0- 1	0- 1	AWAY	0- 1	0- 0	1- 1				
0- 2	0- 0	0- 0	NEUTRAL	0- 1	0- 0	0- 1				
3- 2	0- 0	0- 1	CONFERENCE	0- 1	0- 0	3- 0				
2- 1	0- 0	0- 1	HOME	0- 0	0- 0	2- 0				
1- 1	0- 0	0- 0	AWAY	0- 1	0- 0	1- 0				
0- 0	0- 0	0- 0	NEUTRAL	0- 0	0- 0	0- 0				

RPI 1-25				RPI 26-50				RPI 51-100				RPI 101+ Team's RPI: 232			
RPI	S	Opponent	Score	RPI	S	Opponent	Score	RPI	S	Opponent	Score	RPI	S	Opponent	Score
22	A	Drake	75 94	28	A	Purdue	59 66	82	A	Illinois St.	65 78	112	H	Bradley	49 84
				43	H	South Dakota	65 96	91	A	South Dakota St.	45 75	155	A	Missouri	89 97
								92	N	Southern Ill.	65 79	186	H	Southeast Mo. St.	97 91
												242	N	Eastern Ill.	52 60
												278	H	Indiana St.	83 72
												293	H	Denver	82 75
												315	A	North Dakota St.	79 78
												321	H	Purdue Fort Wayne	79 68
												348	A	Chicago St.	88 78
LAST 10 Division I															
293	H	Denver	82 75	242	N	Eastern Ill.	52 60								
321	H	Purdue Fort Wayne	79 68	92	N	Southern Ill.	65 79								
91	A	South Dakota St.	45 75	186	H	Southeast Mo. St.	97 91								
315	A	North Dakota St.	79 78	348	A	Chicago St.	88 78								
43	H	South Dakota	65 96	82	A	Illinois St.	65 78								

Non-Div I Games: Culver-Stockton 82 76 Ill.-Springfield 91 51 Mo. Baptist 90 69

Western Ill.

Average RPI Win:	129	WON-LOST	WINNING	LAST 10	STRENGTH OF	OPP. STRENGTH	TEAM	ADJ.	CONF.	ADJ CONF.
Average RPI Loss:	114	RECORD	PCT. RANK	GAMES	SCHEDULE	OF SCHEDULE	RPI	RPI	RPI	RPI
DIV. I ONLY	10- 5	78	6-4	112	9	47	47	13	13	
DIV. I NON-CONF.	8- 3	68	4-2	112	4	29	29	14	14	
TOTALS	RPI 1-25	RPI 26-50	W-L RECORDS	RPI 51-100	RPI 101-150	RPI 150+				
10- 5	1- 1	2- 1	OVERALL	2- 0	1- 2	4- 1				
6- 0	1- 0	2- 0	HOME	1- 0	0- 0	2- 0				
3- 5	0- 1	0- 1	AWAY	1- 0	1- 2	1- 1				
1- 0	0- 0	0- 0	NEUTRAL	0- 0	0- 0	1- 0				
8- 3	1- 1	1- 1	NON-CONFERENCE	2- 0	1- 1	3- 0				
4- 0	1- 0	1- 0	HOME	1- 0	0- 0	1- 0				
3- 3	0- 1	0- 1	AWAY	1- 0	1- 1	1- 0				
1- 0	0- 0	0- 0	NEUTRAL	0- 0	0- 0	1- 0				
2- 2	0- 0	1- 0	CONFERENCE	0- 0	0- 1	1- 1				
2- 0	0- 0	1- 0	HOME	0- 0	0- 0	1- 0				
0- 2	0- 0	0- 0	AWAY	0- 0	0- 1	0- 1				
0- 0	0- 0	0- 0	NEUTRAL	0- 0	0- 0	0- 0				

RPI 1-25				RPI 26-50				Team's RPI: 47				RPI 51-100				RPI 101+			
RPI	S	Opponent	Score	RPI	S	Opponent	Score	RPI	S	Opponent	Score	RPI	S	Opponent	Score	RPI	S	Opponent	Score
3	A	Louisville	56 75	26	H	Central Mich.	93 58	65	A	Ball St.	91 86	131	A	Saint Mary's (CA)	73 80				
23	H	Oklahoma	74 63	28	A	Purdue	50 67	90	H	Belmont	77 46	142	A	Rice	65 73				
				49	H	Middle Tenn.	71 63					149	A	Samford	88 84				
												160	H	UAB	69 65				
												199	H	Little Rock	77 58				
												216	N	Tulsa	76 63				
												264	A	North Texas	54 61				
												316	A	Mercer	75 62				
LAST 10 Division I																			
				49	H	Middle Tenn.	71 63	149	A	Samford	88 84								
				160	H	UAB	69 65	65	A	Ball St.	91 86								
				142	A	Rice	65 73	23	H	Oklahoma	74 63								
				264	A	North Texas	54 61	131	A	Saint Mary's (CA)	73 80								
				28	A	Purdue	50 67	216	N	Tulsa	76 63								

Non-Div I Games:

Western Ky.

■ Loss,
■ Non-Conf, S Site,
■ Home
■ Away
N Neutral

Average RPI Win:	238	WON-LOST	WINNING	LAST 10	STRENGTH OF	OPP. STRENGTH	TEAM	ADJ.	CONF.	ADJ CONF.
Average RPI Loss:	132	RECORD	PCT. RANK	GAMES	SCHEDULE	OF SCHEDULE	RPI	RPI	RPI	RPI
DIV. I ONLY	9- 5	94	8-2	197	271	126	126	10	10	
DIV. I NON-CONF.	6- 4	122	5-1	263	319	174	174	10	10	
TOTALS	RPI 1-25	RPI 26-50	W-L RECORDS	RPI 51-100	RPI 101-150	RPI 150+				
9- 5	0- 0	0- 0	OVERALL	1- 2	1- 1	7- 2				
4- 1	0- 0	0- 0	HOME	1- 0	0- 0	3- 1				
3- 3	0- 0	0- 0	AWAY	0- 1	1- 1	2- 1				
2- 1	0- 0	0- 0	NEUTRAL	0- 1	0- 0	2- 0				
6- 4	0- 0	0- 0	NON-CONFERENCE	0- 2	1- 0	5- 2				
2- 1	0- 0	0- 0	HOME	0- 0	0- 0	2- 1				
2- 2	0- 0	0- 0	AWAY	0- 1	1- 0	1- 1				
2- 1	0- 0	0- 0	NEUTRAL	0- 1	0- 0	2- 0				
3- 1	0- 0	0- 0	CONFERENCE	1- 0	0- 1	2- 0				
2- 0	0- 0	0- 0	HOME	1- 0	0- 0	1- 0				
1- 1	0- 0	0- 0	AWAY	0- 0	0- 1	1- 0				
0- 0	0- 0	0- 0	NEUTRAL	0- 0	0- 0	0- 0				

RPI 1-25			RPI 26-50			RPI 51-100			RPI 101+			Team's RPI: 126
RPI	S	Opponent	Score	RPI	S	Opponent	Score	RPI	S	Opponent	Score	Score
						59 A Michigan	55 76	111 A Loyola Chicago			70 60	
						88 H Ohio	73 72	116 A Kent St.			63 75	
						97 N Stony Brook	47 50	164 H Toledo			84 72	
								180 A Akron			56 51	
								189 H Fla. Atlantic			79 80	
								198 A UTEP			46 76	
								293 N Denver			79 70	
								301 N New Mexico St.			79 76	
								322 H Detroit Mercy			82 67	
								333 A UIC			80 52	
								348 H Chicago St.			90 69	
LAST 10 Division I												
						88 H Ohio	73 72	97 N Stony Brook			47 50	
						116 A Kent St.	63 75	293 N Denver			79 70	
						180 A Akron	56 51	348 H Chicago St.			90 69	
						164 H Toledo	84 72	333 A UIC			80 52	
						111 A Loyola Chicago	70 60	301 N New Mexico St.			79 76	

Non-Div I Games: Kentucky St. 80 41

Western Mich.

Loss, Non-Conf, S Site, H Home A Away N Neutral

Average RPI Win:	218	WON-LOST	WINNING	LAST 10	STRENGTH OF	OPP. STRENGTH	TEAM	ADJ.	CONF.	ADJ CONF.
Average RPI Loss:	67	RECORD	PCT. RANK	GAMES	SCHEDULE	OF SCHEDULE	RPI	RPI	RPI	RPI
DIV. I ONLY	10- 7	127	6-4	203	29	139	139	8	8	
DIV. I NON-CONF.	8- 5	117	4-2	215	33	132	132	8	8	
TOTALS	RPI 1-25	RPI 26-50	W-L RECORDS	RPI 51-100	RPI 101-150	RPI 150+				
10- 7	1- 3	0- 2	OVERALL	0- 0	1- 1	8- 1				
7- 2	1- 0	0- 1	HOME	0- 0	0- 1	6- 0				
2- 4	0- 3	0- 0	AWAY	0- 0	0- 0	2- 1				
1- 1	0- 0	0- 1	NEUTRAL	0- 0	1- 0	0- 0				
8- 5	1- 2	0- 2	NON-CONFERENCE	0- 0	1- 0	6- 1				
6- 1	1- 0	0- 1	HOME	0- 0	0- 0	5- 0				
1- 3	0- 2	0- 0	AWAY	0- 0	0- 0	1- 1				
1- 1	0- 0	0- 1	NEUTRAL	0- 0	1- 0	0- 0				
2- 2	0- 1	0- 0	CONFERENCE	0- 0	0- 1	2- 0				
1- 1	0- 0	0- 0	HOME	0- 0	0- 1	1- 0				
1- 1	0- 1	0- 0	AWAY	0- 0	0- 0	1- 0				
0- 0	0- 0	0- 0	NEUTRAL	0- 0	0- 0	0- 0				

RPI 1-25				RPI 26-50				RPI 51-100				RPI 101+ Team's RPI: 139			
RPI	S	Opponent	Score	RPI	S	Opponent	Score	RPI	S	Opponent	Score	RPI	S	Opponent	Score
1	A	Missouri St.	55 68	37	H	UNI	50 61					110	N	Montana St.	66 64
4	A	UConn	55 83	39	N	Virginia Tech	63 84					137	H	Tulane	56 61
15	A	Creighton	46 56									184	H	Eastern Mich.	63 52
23	H	Oklahoma	88 83									216	H	Tulsa	57 46
												239	A	Oral Roberts	66 79
												240	A	Louisiana Tech	88 80
												257	A	East Carolina	61 53
												259	H	Ark.-Pine Bluff	100 50
												260	H	Southern U.	69 63
												306	H	Houston Baptist	59 42
												327	H	Grambling	77 65
LAST 10 Division I															
216	H	Tulsa	57 46	39	N	Virginia Tech	63 84					110	N	Montana St.	66 64
257	A	East Carolina	61 53									259	H	Ark.-Pine Bluff	100 50
137	H	Tulane	56 61	15	A	Creighton	46 56								
4	A	UConn	55 83	184	H	Eastern Mich.	63 52								
327	H	Grambling	77 65												

Non-Div I Games:

Wichita St.

William & Mary

Through Games Of Jan. 15, 2020

Average RPI Win:	234	WON-LOST	WINNING	LAST 10	STRENGTH OF	OPP. STRENGTH	TEAM	ADJ.	CONF.	ADJ CONF.
Average RPI Loss:	109	RECORD	PCT. RANK	GAMES	SCHEDULE	OF SCHEDULE	RPI	RPI	RPI	RPI
DIV. I ONLY	11- 4	59	7-3	310	95	146	146	14	14	
DIV. I NON-CONF.	9- 2	39	5-1	336	78	138	138	13	13	
TOTALS	RPI 1-25	RPI 26-50	W-L RECORDS	RPI 51-100	RPI 101-150	RPI 150+				
11- 4	0- 0	0- 2	OVERALL	0- 0	2- 1	9- 1				
5- 2	0- 0	0- 1	HOME	0- 0	0- 0	5- 1				
6- 2	0- 0	0- 1	AWAY	0- 0	2- 1	4- 0				
0- 0	0- 0	0- 0	NEUTRAL	0- 0	0- 0	0- 0				
9- 2	0- 0	0- 1	NON-CONFERENCE	0- 0	2- 1	7- 0				
4- 1	0- 0	0- 1	HOME	0- 0	0- 0	4- 0				
5- 1	0- 0	0- 0	AWAY	0- 0	2- 1	3- 0				
0- 0	0- 0	0- 0	NEUTRAL	0- 0	0- 0	0- 0				
2- 2	0- 0	0- 1	CONFERENCE	0- 0	0- 0	2- 1				
1- 1	0- 0	0- 0	HOME	0- 0	0- 0	1- 1				
1- 1	0- 0	0- 1	AWAY	0- 0	0- 0	1- 0				
0- 0	0- 0	0- 0	NEUTRAL	0- 0	0- 0	0- 0				

RPI S	Opponent	Score	RPI S	Opponent	Score	RPI S	Opponent	Score	RPI S	Opponent	Score
44	H Old Dominion	58 69	45	A James Madison	70 84	123	A Richmond	73 76	135	A VCU	69 55
						140	A George Washington	63 51	159	H Norfolk St.	65 56
						207	A Towson	83 75	222	H UNCW	55 72
						224	H Col. of Charleston	85 60	249	A Army West Point	77 65
						251	A Delaware St.	73 52	257	A East Carolina	78 68
						302	H UMES	78 50	311	H UMBC	76 48
						339	H Hartford	61 44			
LAST 10 Division I											
224	H Col. of Charleston	85 60	159	H Norfolk St.	65 56						
222	H UNCW	55 72	135	A VCU	69 55						
207	A Towson	83 75	44	H Old Dominion	58 69						
45	A James Madison	70 84	251	A Delaware St.	73 52						
140	A George Washington	63 51	339	H Hartford	61 44						

Non-Div I Games:

William & Mary

Loss, Non-Conf, S Site, H Home A Away N Neutral

Winthrop

Through Games Of Jan. 15, 2020

Average RPI Win:	277	WON-LOST	WINNING	LAST 10	STRENGTH OF	OPP. STRENGTH	TEAM	ADJ.	CONF.	ADJ CONF.
Average RPI Loss:	175	RECORD	PCT. RANK	GAMES	SCHEDULE	OF SCHEDULE	RPI	RPI	RPI	RPI
DIV. I ONLY	7- 8	192	6-4	300	262	245	245	27	27	
DIV. I NON-CONF.	3- 6	235	2-2	312	218	294	294	27	27	
TOTALS	RPI 1-25	RPI 26-50	W-L RECORDS	RPI 51-100	RPI 101-150	RPI 150+				
7- 8	0- 1	0- 1	OVERALL	0- 0	0- 1	7- 5				
3- 3	0- 0	0- 0	HOME	0- 0	0- 0	3- 3				
4- 4	0- 1	0- 1	AWAY	0- 0	0- 1	4- 1				
0- 1	0- 0	0- 0	NEUTRAL	0- 0	0- 0	0- 1				
3- 6	0- 1	0- 1	NON-CONFERENCE	0- 0	0- 0	3- 4				
0- 3	0- 0	0- 0	HOME	0- 0	0- 0	0- 3				
3- 2	0- 1	0- 1	AWAY	0- 0	0- 0	3- 0				
0- 1	0- 0	0- 0	NEUTRAL	0- 0	0- 0	0- 1				
4- 2	0- 0	0- 0	CONFERENCE	0- 0	0- 1	4- 1				
3- 0	0- 0	0- 0	HOME	0- 0	0- 0	3- 0				
1- 2	0- 0	0- 0	AWAY	0- 0	0- 1	1- 1				
0- 0	0- 0	0- 0	NEUTRAL	0- 0	0- 0	0- 0				

RPI S	Opponent	Score	RPI S	Opponent	Score	RPI S	Opponent	Score	RPI S	Opponent	Score	Team's RPI: 245
19	A Kentucky	36 91	44	A Old Dominion	44 68				132	A Campbell	47 63	
									156	H Iona	61 68	
									176	H Hampton	72 66	
									222	A UNCW	75 63	
									224	H Col. of Charleston	73 84	
									233	A Gardner-Webb	59 71	
									268	H High Point	69 63	
									286	H Presbyterian	61 54	
									288	H Ga. Southern	47 91	
									300	N Wofford	59 60	
									323	A N.C. Central	56 46	
									332	A Western Caro.	63 60	
									334	A USC Upstate	52 38	
LAST 10 Division I												
132	A Campbell	47 63	176	H Hampton	72 66							
286	H Presbyterian	61 54	332	A Western Caro.	63 60							
334	A USC Upstate	52 38	222	A UNCW	75 63							
233	A Gardner-Webb	59 71	19	A Kentucky	36 91							
268	H High Point	69 63	224	H Col. of Charleston	73 84							

Non-Div I Games:

Winthrop

■ Loss,
 ■ Non-Conf, S Site,
 ■ Home
 ■ Away
 N Neutral

Average RPI Win:	233	WON-LOST	WINNING	LAST 10	STRENGTH OF	OPP. STRENGTH	TEAM	ADJ.	CONF.	ADJ CONF.
Average RPI Loss:	47	RECORD	PCT. RANK	GAMES	SCHEDULE	OF SCHEDULE	RPI	RPI	RPI	RPI
DIV. I ONLY	9- 7	143	4-6	114	123	119	119	2	2	
DIV. I NON-CONF.	8- 3	68	3-2	219	200	97	97	2	2	
TOTALS	RPI 1-25	RPI 26-50	W-L RECORDS	RPI 51-100	RPI 101-150	RPI 150+				
9- 7	0- 1	0- 4	OVERALL	2- 1	0- 1	7- 0				
7- 1	0- 1	0- 0	HOME	1- 0	0- 0	6- 0				
1- 5	0- 0	0- 3	AWAY	0- 1	0- 1	1- 0				
1- 1	0- 0	0- 1	NEUTRAL	1- 0	0- 0	0- 0				
8- 3	0- 0	0- 3	NON-CONFERENCE	2- 0	0- 0	6- 0				
6- 0	0- 0	0- 0	HOME	1- 0	0- 0	5- 0				
1- 2	0- 0	0- 2	AWAY	0- 0	0- 0	1- 0				
1- 1	0- 0	0- 1	NEUTRAL	1- 0	0- 0	0- 0				
1- 4	0- 1	0- 1	CONFERENCE	0- 1	0- 1	1- 0				
1- 1	0- 1	0- 0	HOME	0- 0	0- 0	1- 0				
0- 3	0- 0	0- 1	AWAY	0- 1	0- 1	0- 0				
0- 0	0- 0	0- 0	NEUTRAL	0- 0	0- 0	0- 0				

RPI	S	Opponent	Score	RPI	S	Opponent	Score	RPI	S	Opponent	Score	RPI	S	Opponent	Score	Team's RPI: 119
25	H	Rutgers	61 64	28	A	Purdue	61 72	58	A	Nebraska	50 65	103	A	Michigan St.	52 69	
				30	A	Georgia Tech	41 60	65	N	Ball St.	67 56	209	H	Penn St.	71 65	
				40	A	Colorado	57 74	83	H	North Florida	75 62	242	H	Eastern Ill.	63 55	
				46	N	Arkansas	64 68					272	H	Milwaukee	71 40	
												300	H	Wofford	78 65	
												305	H	Alabama St.	85 67	
												308	H	Prairie View	68 42	
												315	A	North Dakota St.	64 63	
LAST 10 Division I																
				103	A	Michigan St.	52 69	308	H	Prairie View	68 42					
				58	A	Nebraska	50 65	305	H	Alabama St.	85 67					
				209	H	Penn St.	71 65	315	A	North Dakota St.	64 63					
				28	A	Purdue	61 72	30	A	Georgia Tech	41 60					
				25	H	Rutgers	61 64	46	N	Arkansas	64 68					

Non-Div I Games:

Wisconsin

■ Loss,
 ■ Non-Conf,
 ■ S Site,
 ■ H Home
 ■ A Away
 N Neutral

Wofford

Through Games Of Jan. 15, 2020

Average RPI Win:	268	WON-LOST	WINNING	LAST 10	STRENGTH OF	OPP. STRENGTH	TEAM	ADJ.	CONF.	ADJ CONF.
Average RPI Loss:	177	RECORD	PCT. RANK	GAMES	SCHEDULE	OF SCHEDULE	RPI	RPI	RPI	RPI
DIV. I ONLY	5- 9	240	5-5	252	302	300	300	23	23	
DIV. I NON-CONF.	4- 8	235	4-4	187	330	289	289	20	20	
TOTALS	RPI 1-25	RPI 26-50	W-L RECORDS	RPI 51-100	RPI 101-150	RPI 150+				
5- 9	0- 0	0- 0	OVERALL	0- 1	0- 4	5- 4				
4- 4	0- 0	0- 0	HOME	0- 0	0- 2	4- 2				
0- 5	0- 0	0- 0	AWAY	0- 1	0- 2	0- 2				
1- 0	0- 0	0- 0	NEUTRAL	0- 0	0- 0	1- 0				
4- 8	0- 0	0- 0	NON-CONFERENCE	0- 1	0- 3	4- 4				
3- 3	0- 0	0- 0	HOME	0- 0	0- 1	3- 2				
0- 5	0- 0	0- 0	AWAY	0- 1	0- 2	0- 2				
1- 0	0- 0	0- 0	NEUTRAL	0- 0	0- 0	1- 0				
1- 1	0- 0	0- 0	CONFERENCE	0- 0	0- 1	1- 0				
1- 1	0- 0	0- 0	HOME	0- 0	0- 1	1- 0				
0- 0	0- 0	0- 0	AWAY	0- 0	0- 0	0- 0				
0- 0	0- 0	0- 0	NEUTRAL	0- 0	0- 0	0- 0				

RPI S	Opponent	Score	RPI S	Opponent	Score	RPI S	Opponent	Score	RPI S	Opponent	Score	Team's RPI: 300
						67 A	Kansas	64 83	101 H	Coastal Caro.	73 78	
									119 A	Wisconsin	65 78	
									149 H	Samford	58 74	
									150 A	Auburn	82 84	
									213 A	Northern Ky.	72 80	
									229 H	UNC Asheville	75 38	
									233 A	Gardner-Webb	53 67	
									245 N	Winthrop	60 59	
									265 H	Longwood	79 76	
									276 H	Appalachian St.	51 54	
									286 H	Presbyterian	67 60	
									288 H	Ga. Southern	57 70	
									316 H	Mercer	77 49	
LAST 10 Division I												
316 H	Mercer	77 49	276 H	Appalachian St.	51 54							
149 H	Samford	58 74	288 H	Ga. Southern	57 70							
67 A	Kansas	64 83	286 H	Presbyterian	67 60							
213 A	Northern Ky.	72 80	245 N	Winthrop	60 59							
229 H	UNC Asheville	75 38	265 H	Longwood	79 76							

Non-Div I Games: Brevard 82 34 Erskine 100 38 UNKNOWN 89 38

Wofford

Loss, Non-Conf, S Site, H Home A Away N Neutral

Average RPI Win:	204	WON-LOST	WINNING	LAST 10	STRENGTH OF	OPP. STRENGTH	TEAM	ADJ.	CONF.	ADJ CONF.
Average RPI Loss:	133	RECORD	PCT. RANK	GAMES	SCHEDULE	OF SCHEDULE	RPI	RPI	RPI	RPI
DIV. I ONLY	8- 8	170	5-5	207	126	153	153	17	17	
DIV. I NON-CONF.	4- 6	212	1-3	207	54	179	179	18	18	
TOTALS	RPI 1-25	RPI 26-50	W-L RECORDS	RPI 51-100	RPI 101-150	RPI 150+				
8- 8	0- 0	0- 0	OVERALL	1- 4	0- 2	7- 2				
3- 1	0- 0	0- 0	HOME	1- 0	0- 1	2- 0				
4- 5	0- 0	0- 0	AWAY	0- 3	0- 1	4- 1				
1- 2	0- 0	0- 0	NEUTRAL	0- 1	0- 0	1- 1				
4- 6	0- 0	0- 0	NON-CONFERENCE	1- 3	0- 2	3- 1				
1- 1	0- 0	0- 0	HOME	1- 0	0- 1	0- 0				
2- 3	0- 0	0- 0	AWAY	0- 2	0- 1	2- 0				
1- 2	0- 0	0- 0	NEUTRAL	0- 1	0- 0	1- 1				
4- 2	0- 0	0- 0	CONFERENCE	0- 1	0- 0	4- 1				
2- 0	0- 0	0- 0	HOME	0- 0	0- 0	2- 0				
2- 2	0- 0	0- 0	AWAY	0- 1	0- 0	2- 1				
0- 0	0- 0	0- 0	NEUTRAL	0- 0	0- 0	0- 0				

RPI 1-25			RPI 26-50			RPI 51-100			RPI 101+			Team's RPI: 153
RPI	S	Opponent	Score	RPI	S	Opponent	Score	RPI	S	Opponent	Score	
						62 A IUPUI	60 80	115 A UT Arlington		62 68		
						63 A UCF	53 69	118 H Abilene Christian		64 83		
						67 N Kansas	63 74	158 H Cleveland St.		78 62		
						74 H CSU Bakersfield	65 60	162 A Green Bay		70 58		
						89 A Iowa St.	71 79	183 H Youngstown St.		91 41		
								208 A SMU		69 61		
								231 A Xavier		86 74		
								272 A Milwaukee		58 60		
								274 N St. Bonaventure		56 57		
								283 N Loyola Maryland		66 51		
								333 A UIC		58 43		
LAST 10 Division I												
						62 A IUPUI	60 80	272 A Milwaukee		58 60		
						333 A UIC	58 43	63 A UCF		53 69		
						183 H Youngstown St.	91 41	274 N St. Bonaventure		56 57		
						158 H Cleveland St.	78 62	89 A Iowa St.		71 79		
						162 A Green Bay	70 58	208 A SMU		69 61		

Non-Div I Games: Marian (IN) 64 60

Wright St.

■ Loss,
 ■ Non-Conf,
 ■ S Site,
 ■ Home
 ■ A Away
 N Neutral

Wyoming

Through Games Of Jan. 15, 2020

Average RPI Win:	240	WON-LOST	WINNING	LAST 10	STRENGTH OF	OPP. STRENGTH	TEAM	ADJ.	CONF.	ADJ CONF.
Average RPI Loss:	170	RECORD	PCT. RANK	GAMES	SCHEDULE	OF SCHEDULE	RPI	RPI	RPI	RPI
DIV. I ONLY	7- 8	192	5-5	234	243	223	223	19	19	
DIV. I NON-CONF.	3- 5	224	1-2	213	220	263	263	25	25	
TOTALS	RPI 1-25	RPI 26-50	W-L RECORDS	RPI 51-100	RPI 101-150	RPI 150+				
7- 8	0- 1	0- 1	OVERALL	0- 1	2- 0	5- 5				
4- 4	0- 1	0- 1	HOME	0- 0	2- 0	2- 2				
3- 4	0- 0	0- 0	AWAY	0- 1	0- 0	3- 3				
0- 0	0- 0	0- 0	NEUTRAL	0- 0	0- 0	0- 0				
3- 5	0- 1	0- 1	NON-CONFERENCE	0- 1	1- 0	2- 2				
2- 3	0- 1	0- 1	HOME	0- 0	1- 0	1- 1				
1- 2	0- 0	0- 0	AWAY	0- 1	0- 0	1- 1				
0- 0	0- 0	0- 0	NEUTRAL	0- 0	0- 0	0- 0				
4- 3	0- 0	0- 0	CONFERENCE	0- 0	1- 0	3- 3				
2- 1	0- 0	0- 0	HOME	0- 0	1- 0	1- 1				
2- 2	0- 0	0- 0	AWAY	0- 0	0- 0	2- 2				
0- 0	0- 0	0- 0	NEUTRAL	0- 0	0- 0	0- 0				

RPI 1-25				RPI 26-50				RPI 51-100				RPI 101+ Team's RPI: 223			
RPI	S	Opponent	Score	RPI	S	Opponent	Score	RPI	S	Opponent	Score	RPI	S	Opponent	Score
7	H	Gonzaga	54 65	40	H	Colorado	56 66	91	A	South Dakota St.	40 67	107	H	Boise St.	73 68
												131	H	Saint Mary's (CA)	69 67
												165	A	New Mexico	73 66
												185	H	Northern Colo.	44 46
												200	A	UNLV	53 65
												258	H	Colorado St.	49 56
												282	A	San Diego St.	60 67
												293	A	Denver	57 71
												303	H	Nevada	83 59
												307	A	Air Force	65 63
												315	A	North Dakota St.	66 57
												350	H	Mississippi Val.	95 22
LAST 10 Division I															
303	H	Nevada	83 59	7	H	Gonzaga	54 65	185	H	Northern Colo.	44 46	350	H	Mississippi Val.	95 22
200	A	UNLV	53 65	165	A	New Mexico	73 66	307	A	Air Force	65 63				
282	A	San Diego St.	60 67												
258	H	Colorado St.	49 56												
107	H	Boise St.	73 68												

Non-Div I Games: Colo. Christian 70 31

Wyoming

■ Loss,
 ■ Non-Conf, S Site,
 ■ Home
 ■ Away
 N Neutral

Average RPI Win: 187	WON-LOST	WINNING	LAST 10	STRENGTH OF	OPP. STRENGTH	TEAM	ADJ.	CONF.	ADJ CONF.
Average RPI Loss: 104	RECORD	PCT. RANK	GAMES	SCHEDULE	OF SCHEDULE	RPI	RPI	RPI	RPI
DIV. I ONLY	2- 14	331	1-9	34	121	231	231	6	6
DIV. I NON-CONF.	1- 10	329	0-5	16	188	239	239	6	6
TOTALS	RPI 1-25	RPI 26-50	W-L RECORDS	RPI 51-100	RPI 101-150	RPI 150+			
2- 14	0- 1	0- 1	OVERALL	0- 5	1- 4	1- 3			
1- 7	0- 0	0- 1	HOME	0- 2	1- 2	0- 2			
1- 5	0- 0	0- 0	AWAY	0- 3	0- 1	1- 1			
0- 2	0- 1	0- 0	NEUTRAL	0- 0	0- 1	0- 0			
1- 10	0- 1	0- 1	NON-CONFERENCE	0- 2	1- 3	0- 3			
1- 4	0- 0	0- 1	HOME	0- 0	1- 1	0- 2			
0- 4	0- 0	0- 0	AWAY	0- 2	0- 1	0- 1			
0- 2	0- 1	0- 0	NEUTRAL	0- 0	0- 1	0- 0			
1- 4	0- 0	0- 0	CONFERENCE	0- 3	0- 1	1- 0			
0- 3	0- 0	0- 0	HOME	0- 2	0- 1	0- 0			
1- 1	0- 0	0- 0	AWAY	0- 1	0- 0	1- 0			
0- 0	0- 0	0- 0	NEUTRAL	0- 0	0- 0	0- 0			

RPI 1-25				RPI 26-50				RPI 51-100				RPI 101+				Team's RPI: 231	
RPI	S	Opponent	Score	RPI	S	Opponent	Score	RPI	S	Opponent	Score	RPI	S	Opponent	Score		
17	N	Northwestern	59 79	40	H	Colorado	53 62	54	A	Temple	65 78	117	H	Cincinnati	78 85		
								55	H	St. John's (NY)	67 75	124	A	Rider	57 64		
								61	H	Seton Hall	61 83	130	N	Florida	64 67		
								65	A	Ball St.	49 70	138	H	Utah	70 63		
								76	A	Villanova	54 66	141	H	Butler	70 78		
												153	H	Wright St.	74 86		
												156	A	Robert Morris	57 71		
												235	A	Georgetown	85 64		
												271	H	Eastern Ky.	55 56		
LAST 10 Division I																	
76	A	Villanova	54 66	17	N	Northwestern	59 79										
235	A	Georgetown	85 64	130	N	Florida	64 67										
141	H	Butler	70 78	117	H	Cincinnati	78 85										
61	H	Seton Hall	61 83	271	H	Eastern Ky.	55 56										
55	H	St. John's (NY)	67 75	40	H	Colorado	53 62										

Non-Div I Games:

Xavier

■ Loss,
 ■ Non-Conf,
 S Site,
 ■ Home
 ■ Away
 N Neutral

Average RPI Win:	202	WON-LOST	WINNING	LAST 10	STRENGTH OF	OPP. STRENGTH	TEAM	ADJ.	CONF.	ADJ CONF.
Average RPI Loss:	56	RECORD	PCT. RANK	GAMES	SCHEDULE	OF SCHEDULE	RPI	RPI	RPI	RPI
DIV. I ONLY	10- 3	47	8-2	118	168	51	51	9	9	
DIV. I NON-CONF.	10- 3	60	8-2	123	194	54	54	9	9	
TOTALS	RPI 1-25	RPI 26-50	W-L RECORDS	RPI 51-100	RPI 101-150	RPI 150+				
10- 3	0- 1	0- 0	OVERALL	2- 1	1- 1	7- 0				
5- 1	0- 0	0- 0	HOME	1- 1	0- 0	4- 0				
4- 2	0- 1	0- 0	AWAY	1- 0	0- 1	3- 0				
1- 0	0- 0	0- 0	NEUTRAL	0- 0	1- 0	0- 0				
10- 3	0- 1	0- 0	NON-CONFERENCE	2- 1	1- 1	7- 0				
5- 1	0- 0	0- 0	HOME	1- 1	0- 0	4- 0				
4- 2	0- 1	0- 0	AWAY	1- 0	0- 1	3- 0				
1- 0	0- 0	0- 0	NEUTRAL	0- 0	1- 0	0- 0				
0- 0	0- 0	0- 0	CONFERENCE	0- 0	0- 0	0- 0				
0- 0	0- 0	0- 0	HOME	0- 0	0- 0	0- 0				
0- 0	0- 0	0- 0	AWAY	0- 0	0- 0	0- 0				
0- 0	0- 0	0- 0	NEUTRAL	0- 0	0- 0	0- 0				

RPI 1-25				RPI 26-50				RPI 51-100 Team's RPI: 51				RPI 101+			
RPI	S	Opponent	Score	RPI	S	Opponent	Score	RPI	S	Opponent	Score	RPI	S	Opponent	Score
6	A	UCLA	65 100					55	H	St. John's (NY)	66 80	106	N	Fresno St.	87 67
								68	A	North Carolina	66 63	108	A	Colgate	67 70
								93	H	Providence	82 79	182	A	Northeastern	78 63
												204	H	Quinnipiac	63 59
												220	A	UMass Lowell	67 59
												269	A	LMU (CA)	81 65
												275	H	Sacred Heart	87 40
												287	H	Wagner	87 68
												316	H	Mercer	68 60
LAST 10 Division I															
316	H	Mercer	68 60	269	A	LMU (CA)	81 65								
287	H	Wagner	87 68	106	N	Fresno St.	87 67								
68	A	North Carolina	66 63	6	A	UCLA	65 100								
275	H	Sacred Heart	87 40	182	A	Northeastern	78 63								
55	H	St. John's (NY)	66 80	220	A	UMass Lowell	67 59								

Non-Div I Games:

Yale

■ Loss,
 ■ Non-Conf,
 S Site,
 ■ Home
 ■ Away
 N Neutral

Average RPI Win:	241	WON-LOST	WINNING	LAST 10	STRENGTH OF	OPP. STRENGTH	TEAM	ADJ.	CONF.	ADJ CONF.
Average RPI Loss:	141	RECORD	PCT. RANK	GAMES	SCHEDULE	OF SCHEDULE	RPI	RPI	RPI	RPI
DIV. I ONLY	7- 7	170	5-5	205	240	183	183	17	17	
DIV. I NON-CONF.	5- 4	140	3-2	241	199	161	161	18	18	
TOTALS	RPI 1-25	RPI 26-50	W-L RECORDS	RPI 51-100	RPI 101-150	RPI 150+				
7- 7	0- 1	0- 0	OVERALL	1- 0	0- 1	6- 5				
5- 1	0- 0	0- 0	HOME	1- 0	0- 1	4- 0				
2- 6	0- 1	0- 0	AWAY	0- 0	0- 0	2- 5				
0- 0	0- 0	0- 0	NEUTRAL	0- 0	0- 0	0- 0				
5- 4	0- 1	0- 0	NON-CONFERENCE	0- 0	0- 1	5- 2				
3- 1	0- 0	0- 0	HOME	0- 0	0- 1	3- 0				
2- 3	0- 1	0- 0	AWAY	0- 0	0- 0	2- 2				
0- 0	0- 0	0- 0	NEUTRAL	0- 0	0- 0	0- 0				
2- 3	0- 0	0- 0	CONFERENCE	1- 0	0- 0	1- 3				
2- 0	0- 0	0- 0	HOME	1- 0	0- 0	1- 0				
0- 3	0- 0	0- 0	AWAY	0- 0	0- 0	0- 3				
0- 0	0- 0	0- 0	NEUTRAL	0- 0	0- 0	0- 0				

RPI S	Opponent	Score	RPI S	Opponent	Score	RPI S	Opponent	Score	RPI S	Opponent	Score	Team's RPI: 183
9	A Indiana	56 93				62	H IUPUI	75 73	116	H Kent St.	73 82	
									153	A Wright St.	41 91	
									156	A Robert Morris	43 58	
									158	A Cleveland St.	52 60	
									180	A Akron	62 91	
									184	H Eastern Mich.	79 77	
									213	A Northern Ky.	56 75	
									219	A Saint Francis (PA)	56 46	
									271	A Eastern Ky.	72 63	
									287	H Wagner	64 42	
									328	H Canisius	87 59	
									333	H UIC	77 65	
LAST 10 Division I												
158	A Cleveland St.	52 60	9	A Indiana	56 93							
153	A Wright St.	41 91	219	A Saint Francis (PA)	56 46							
213	A Northern Ky.	56 75	271	A Eastern Ky.	72 63							
333	H UIC	77 65	287	H Wagner	64 42							
62	H IUPUI	75 73	180	A Akron	62 91							

Non-Div I Games: Lake Erie 83 48 Muskingum 92 46

Youngstown St.

Loss, Non-Conf, S Site, H Home A Away N Neutral