

Average RPI Win:	294	WON-LOST	WINNING	LAST 10	STRENGTH OF	OPP. STRENGTH	TEAM	ADJ.	CONF.	ADJ CONF.
Average RPI Loss:	164	RECORD	PCT. RANK	GAMES	SCHEDULE	OF SCHEDULE	RPI	RPI	RPI	RPI
DIV. I ONLY	4- 6	225	6-4	327	252	288	288	26	26	
DIV. I NON-CONF.	2- 5	264	0- 0	293	243	310	310	22	22	

TOTALS	RPI 1-25	RPI 26-50	W-L RECORDS	RPI 51-100	RPI 101-150	RPI 150+				
4- 6	0- 0	0- 0	OVERALL	0- 1	0- 2	4- 3				
1- 3	0- 0	0- 0	HOME	0- 0	0- 1	1- 2				
2- 2	0- 0	0- 0	AWAY	0- 1	0- 1	2- 0				
1- 1	0- 0	0- 0	NEUTRAL	0- 0	0- 0	1- 1				
2- 5	0- 0	0- 0	NON-CONFERENCE	0- 0	0- 2	2- 3				
0- 3	0- 0	0- 0	HOME	0- 0	0- 1	0- 2				
1- 1	0- 0	0- 0	AWAY	0- 0	0- 1	1- 0				
1- 1	0- 0	0- 0	NEUTRAL	0- 0	0- 0	1- 1				
2- 1	0- 0	0- 0	CONFERENCE	0- 1	0- 0	2- 0				
1- 0	0- 0	0- 0	HOME	0- 0	0- 0	1- 0				
1- 1	0- 0	0- 0	AWAY	0- 1	0- 0	1- 0				
0- 0	0- 0	0- 0	NEUTRAL	0- 0	0- 0	0- 0				

RPI 1-25				RPI 26-50				RPI 51-100				RPI 101+				Team's RPI: 288
RPI	S	Opponent	Score	RPI	S	Opponent	Score	RPI	S	Opponent	Score	RPI	S	Opponent	Score	
								77	A	Lamar University	58 76	141	A	Texas Tech	61 78	
												145	H	Texas St.	53 60	
												186	H	New Mexico St.	65 67	
												192	N	Prairie View	59 67	
												242	A	UTRGV	59 49	
												242	H	UTRGV	57 70	
												278	N	Louisiana	64 63	
												326	A	Central Ark.	73 65	
												329	H	Northwestern St.	79 55	
LAST 12 Division I GAMES:																
329	H	Northwestern St.	79 55	278	N	Louisiana	64 63	145	H	Texas St.	53 60					
77	A	Lamar University	58 76	141	A	Texas Tech	61 78									
326	A	Central Ark.	73 65	242	A	UTRGV	59 49									
186	H	New Mexico St.	65 67													
242	H	UTRGV	57 70													
192	N	Prairie View	59 67													

Non-Div I Games: Schreiner 64 34 UNKNOWN 78 40 Tex. A&M Int'l 84 36 Texas Lutheran 73 49 A&M-Corpus Christi

Loss, Non-Conf, S Site, H Home A Away N Neutral

Average RPI Win:	258	WON-LOST	WINNING	LAST 10	STRENGTH OF	OPP. STRENGTH	TEAM	ADJ.	CONF.	ADJ CONF.
Average RPI Loss:	124	RECORD	PCT. RANK	GAMES	SCHEDULE	OF SCHEDULE	RPI	RPI	RPI	RPI

DIV. I ONLY	6- 5	145	5-5	260	229	170	170	26	26
DIV. I NON-CONF.	3- 4	199	0- 0	120	171	124	124	22	22
TOTALS	RPI 1-25	RPI 26-50	W-L RECORDS	RPI 51-100	RPI 101-150	RPI 150+			
6- 5	0- 0	0- 0	OVERALL	0- 2	0- 2	6- 1			
1- 1	0- 0	0- 0	HOME	0- 1	0- 0	1- 0			
4- 4	0- 0	0- 0	AWAY	0- 1	0- 2	4- 1			
1- 0	0- 0	0- 0	NEUTRAL	0- 0	0- 0	1- 0			
3- 4	0- 0	0- 0	NON-CONFERENCE	0- 2	0- 2	3- 0			
0- 1	0- 0	0- 0	HOME	0- 1	0- 0	0- 0			
2- 3	0- 0	0- 0	AWAY	0- 1	0- 2	2- 0			
1- 0	0- 0	0- 0	NEUTRAL	0- 0	0- 0	1- 0			
3- 1	0- 0	0- 0	CONFERENCE	0- 0	0- 0	3- 1			
1- 0	0- 0	0- 0	HOME	0- 0	0- 0	1- 0			
2- 1	0- 0	0- 0	AWAY	0- 0	0- 0	2- 1			
0- 0	0- 0	0- 0	NEUTRAL	0- 0	0- 0	0- 0			

RPI 1-25	RPI 26-50	RPI 51-100	RPI 101+	Team's RPI: 170
RPI S Opponent Score	RPI S Opponent Score	RPI S Opponent Score	RPI S Opponent Score	
		55 H Arkansas 68 80	127 A Tulsa 63 75	
		82 A FGCU 65 81	141 A Texas Tech 54 105	
			186 A New Mexico St. 58 46	
			213 A Southeastern La. 71 74	
			218 A Sam Houston St. 91 79	
			224 N Texas Southern 81 39	
			273 A UTEP 70 69	
			300 A New Orleans 59 52	
			345 H McNeese 109 52	
LAST 12 Division I GAMES:				
218 A Sam Houston St. 91 79	213 A Southeastern La. 71 74			
300 A New Orleans 59 52	345 H McNeese 109 52			
141 A Texas Tech 54 105	273 A UTEP 70 69			
82 A FGCU 65 81	224 N Texas Southern 81 39			
55 H Arkansas 68 80	186 A New Mexico St. 58 46			
127 A Tulsa 63 75				

Non-Div I Games: Eastern N.M. 78 46 Southwest (NM) 90 47 Howard Payne 98 43 Schreiner 90 43 Abilene Christian

Average RPI Win:	228	WON-LOST	WINNING	LAST 10	STRENGTH OF	OPP. STRENGTH	TEAM	ADJ.	CONF.	ADJ CONF.
Average RPI Loss:	129	RECORD	PCT. RANK	GAMES	SCHEDULE	OF SCHEDULE	RPI	RPI	RPI	RPI
DIV. I ONLY	4- 10	272	2-8	90	197	215	215	12	12	
DIV. I NON-CONF.	3- 7	256	0- 0	99	248	211	211	11	11	
<hr/>										
TOTALS	RPI 1-25	RPI 26-50	W-L RECORDS	RPI 51-100	RPI 101-150	RPI 150+				
4- 10	0- 1	0- 1	OVERALL	1- 2	0- 2	3- 4				
3- 3	0- 0	0- 0	HOME	1- 0	0- 1	2- 2				
1- 7	0- 1	0- 1	AWAY	0- 2	0- 1	1- 2				
0- 0	0- 0	0- 0	NEUTRAL	0- 0	0- 0	0- 0				
3- 7	0- 1	0- 1	NON-CONFERENCE	1- 1	0- 1	2- 3				
2- 2	0- 0	0- 0	HOME	1- 0	0- 0	1- 2				
1- 5	0- 1	0- 1	AWAY	0- 1	0- 1	1- 1				
0- 0	0- 0	0- 0	NEUTRAL	0- 0	0- 0	0- 0				
1- 3	0- 0	0- 0	CONFERENCE	0- 1	0- 1	1- 1				
1- 1	0- 0	0- 0	HOME	0- 0	0- 1	1- 0				
0- 2	0- 0	0- 0	AWAY	0- 1	0- 0	0- 1				
0- 0	0- 0	0- 0	NEUTRAL	0- 0	0- 0	0- 0				

RPI 1-25				RPI 26-50				RPI 51-100				RPI 101+				Team's RPI: 215
RPI	S	Opponent	Score	RPI	S	Opponent	Score	RPI	S	Opponent	Score	RPI	S	Opponent	Score	
5	A	Oregon	36 82	29	A	Northeastern	41 54	56	A	New Mexico	57 78	142	H	Utah St.	44 48	
								80	H	Northern Colo.	69 57	143	A	Portland	60 79	
								97	A	Minnesota	50 67	163	A	Denver	66 92	
												175	H	Colorado St.	63 48	
												203	H	Navy	47 54	
												204	A	San Diego St.	61 70	
												246	H	George Mason	71 78	
												309	A	Army West Point	71 60	
												349	H	Fairleigh Dickinson	85 37	
<hr/>																
LAST 12 Division I GAMES:																
				56	A	New Mexico	57 78	204	A	San Diego St.	61 70					
				5	A	Oregon	36 82	175	H	Colorado St.	63 48					
				143	A	Portland	60 79	142	H	Utah St.	44 48					
				203	H	Navy	47 54	29	A	Northeastern	41 54					
				97	A	Minnesota	50 67	309	A	Army West Point	71 60					
				80	H	Northern Colo.	69 57	349	H	Fairleigh Dickinson	85 37					

Non-Div I Games: Western St. 72 54

Air Force

Loss,
Non-Conf, S Site,
H Home
A Away
N Neutral

Average RPI Win: 275

Average RPI Loss: 51

WON-LOST
RECORDWINNING
PCT. RANKLAST 10
GAMESSTRENGTH OF
SCHEDULEOPP. STRENGTH
OF SCHEDULETEAM
RPIADJ.
RPICONF.
RPIADJ CONF.
RPIDIV. I ONLY
DIV. I NON-CONF.

10- 3

47

8-2

315

203

155

155

8

8

8- 2

51

0- 0

341

192

192

192

8

8

TOTALS

RPI 1-25

RPI 26-50

W-L RECORDS

RPI 51-100

RPI 101-150

RPI 150+

10- 3

0- 2

0- 0

OVERALL

0- 0

0- 1

10- 0

4- 1

0- 1

0- 0

HOME

0- 0

0- 0

4- 0

2- 2

0- 1

0- 0

AWAY

0- 0

0- 1

2- 0

4- 0

0- 0

0- 0

NEUTRAL

0- 0

0- 0

4- 0

8- 2

0- 1

0- 0

NON-CONFERENCE

0- 0

0- 1

8- 0

3- 1

0- 1

0- 0

HOME

0- 0

0- 0

3- 0

1- 1

0- 0

0- 0

AWAY

0- 0

0- 1

1- 0

4- 0

0- 0

0- 0

NEUTRAL

0- 0

0- 0

4- 0

2- 1

0- 1

0- 0

CONFERENCE

0- 0

0- 0

2- 0

1- 0

0- 0

0- 0

HOME

0- 0

0- 0

1- 0

1- 1

0- 1

0- 0

AWAY

0- 0

0- 0

1- 0

0- 0

0- 0

0- 0

NEUTRAL

0- 0

0- 0

0- 0

RPI 1-25

RPI 26-50

RPI 51-100

RPI 101+

Team's RPI: 155

RPI	S	Opponent	Score
17	H	Butler	47 63
18	A	Central Mich.	71 94

RPI	S	Opponent	Score
-----	---	----------	-------

RPI	S	Opponent	Score
-----	---	----------	-------

RPI	S	Opponent	Score
119	A	Youngstown St.	61 72
206	H	Bowling Green	74 71
214	H	St. Bonaventure	67 58
265	A	N. C. A&T	49 36
267	N	Northern Ky.	77 60
273	N	UTEP	64 57
284	N	Oakland	85 65
294	A	Western Mich.	72 59
299	H	Canisius	62 53
320	H	Eastern Ky.	63 54
331	N	Jackson St.	74 57

LAST 12 Division I GAMES:

273	N	UTEP	64	57	206	H	Bowling Green	74	71
331	N	Jackson St.	74	57	294	A	Western Mich.	72	59
299	H	Canisius	62	53	18	A	Central Mich.	71	94
17	H	Butler	47	63	119	A	Youngstown St.	61	72
214	H	St. Bonaventure	67	58	267	N	Northern Ky.	77	60
320	H	Eastern Ky.	63	54	284	N	Oakland	85	65

Non-Div I Games:

Malone

63 44

Akron

Loss,
 Non-Conf, S Site,
 H Home
A Away
 N Neutral

Alabama

Through Games Of Jan. 15, 2019

Average RPI Win:	180	WON-LOST	WINNING	LAST 10	STRENGTH OF	OPP. STRENGTH	TEAM	ADJ.	CONF.	ADJ CONF.
Average RPI Loss:	81	RECORD	PCT. RANK	GAMES	SCHEDULE	OF SCHEDULE	RPI	RPI	RPI	RPI
DIV. I ONLY	9- 8	161	4-6	42	118	113	113	6	6	
DIV. I NON-CONF.	8- 5	120	0- 1	71	173	97	97	6	6	

TOTALS	RPI 1-25	RPI 26-50	W-L RECORDS	RPI 51-100	RPI 101-150	RPI 150+				
9- 8	0- 1	1- 4	OVERALL	1- 0	1- 1	6- 2				
7- 2	0- 0	1- 1	HOME	1- 0	0- 0	5- 1				
1- 3	0- 1	0- 2	AWAY	0- 0	0- 0	1- 0				
1- 3	0- 0	0- 1	NEUTRAL	0- 0	1- 1	0- 1				
8- 5	0- 0	1- 2	NON-CONFERENCE	1- 0	1- 1	5- 2				
6- 1	0- 0	1- 0	HOME	1- 0	0- 0	4- 1				
1- 1	0- 0	0- 1	AWAY	0- 0	0- 0	1- 0				
1- 3	0- 0	0- 1	NEUTRAL	0- 0	1- 1	0- 1				
1- 3	0- 1	0- 2	CONFERENCE	0- 0	0- 0	1- 0				
1- 1	0- 0	0- 1	HOME	0- 0	0- 0	1- 0				
0- 2	0- 1	0- 1	AWAY	0- 0	0- 0	0- 0				
0- 0	0- 0	0- 0	NEUTRAL	0- 0	0- 0	0- 0				

RPI 1-25				RPI 26-50				RPI 51-100				RPI 101+				Team's RPI: 113
RPI	S	Opponent	Score	RPI	S	Opponent	Score	RPI	S	Opponent	Score	RPI	S	Opponent	Score	
25	A	South Carolina	59 62	39	A	Texas A&M	43 70	72	H	Tulane	69 58	111	N	Virginia	64 52	
				41	N	Miami (FL)	74 101					127	N	Tulsa	73 80	
				43	A	Utah	62 72					151	N	Louisiana Tech	62 79	
				44	H	Clemson	76 56					176	H	South Alabama	67 72	
				48	H	Auburn	56 66					180	H	Grambling	73 55	
												202	H	Florida	74 67	
												213	H	Southeastern La.	88 40	
												233	A	SMU	62 61	
												240	H	Stetson	59 47	
												329	H	Northwestern St.	87 73	

LAST 12 Division I GAMES:															
25	A	South Carolina	59	62	151	N	Louisiana Tech	62	79	39	A	Texas A&M	43	70	
202	H	Florida	74	67	48	H	Auburn	56	66	44	H	Clemson	76	56	
41	N	Miami (FL)	74	101	176	H	South Alabama	67	72	127	N	Tulsa	73	80	
111	N	Virginia	64	52	240	H	Stetson	59	47						
329	H	Northwestern St.	87	73											
72	H	Tulane	69	58											

Non-Div I Games:

Alabama

Loss, Non-Conf, S Site, H Home A Away N Neutral

Page 5

Average RPI Win:	277	WON-LOST	WINNING	LAST 10	STRENGTH OF	OPP. STRENGTH	TEAM	ADJ.	CONF.	ADJ CONF.
Average RPI Loss:	201	RECORD	PCT. RANK	GAMES	SCHEDULE	OF SCHEDULE	RPI	RPI	RPI	RPI
DIV. I ONLY	8- 7	151	7-3	329	322	254	254	29	29	
DIV. I NON-CONF.	5- 6	177	0- 0	268	329	238	238	26	26	

TOTALS	RPI 1-25	RPI 26-50	W-L RECORDS	RPI 51-100	RPI 101-150	RPI 150+				
8- 7	0- 0	0- 1	OVERALL	0- 0	0- 1	8- 5				
3- 3	0- 0	0- 0	HOME	0- 0	0- 0	3- 3				
4- 4	0- 0	0- 1	AWAY	0- 0	0- 1	4- 2				
1- 0	0- 0	0- 0	NEUTRAL	0- 0	0- 0	1- 0				
5- 6	0- 0	0- 1	NON-CONFERENCE	0- 0	0- 1	5- 4				
2- 2	0- 0	0- 0	HOME	0- 0	0- 0	2- 2				
2- 4	0- 0	0- 1	AWAY	0- 0	0- 1	2- 2				
1- 0	0- 0	0- 0	NEUTRAL	0- 0	0- 0	1- 0				
3- 1	0- 0	0- 0	CONFERENCE	0- 0	0- 0	3- 1				
1- 1	0- 0	0- 0	HOME	0- 0	0- 0	1- 1				
2- 0	0- 0	0- 0	AWAY	0- 0	0- 0	2- 0				
0- 0	0- 0	0- 0	NEUTRAL	0- 0	0- 0	0- 0				

RPI 1-25				RPI 26-50				RPI 51-100				RPI 101+ Team's RPI: 254			
RPI	S	Opponent	Score	RPI	S	Opponent	Score	RPI	S	Opponent	Score	RPI	S	Opponent	Score
				49	A	Kansas	54 65					150	A	Illinois	60 88
												171	A	UAB	47 82
												180	H	Grambling	51 63
												194	H	Jacksonville St.	48 55
												213	H	Southeastern La.	51 48
												221	N	Jacksonville	65 60
												252	A	Murray St.	59 53
												269	A	Mississippi Val.	80 60
												274	A	North Florida	63 62
												315	H	Tennessee St.	67 57
												328	H	Lipscomb	58 62
												331	H	Jackson St.	58 55
												334	A	Austin Peay	58 75
												343	A	Ark. -Pine Bluff	78 52
LAST 12 Division I GAMES:															
				331	H	Jackson St.	58 55					343	A	Ark. -Pine Bluff	78 52
				221	N	Jacksonville	65 60					269	A	Mississippi Val.	80 60
				274	A	North Florida	63 62					180	H	Grambling	51 63
				213	H	Southeastern La.	51 48					252	A	Murray St.	59 53
				194	H	Jacksonville St.	48 55					171	A	UAB	47 82
				334	A	Austin Peay	58 75					49	A	Kansas	54 65

Non-Div I Games:

Alabama A&M

Average RPI Win:	337	WON-LOST	WINNING	LAST 10	STRENGTH OF	OPP. STRENGTH	TEAM	ADJ.	CONF.	ADJ CONF.
Average RPI Loss:	130	RECORD	PCT. RANK	GAMES	SCHEDULE	OF SCHEDULE	RPI	RPI	RPI	RPI
DIV. I ONLY	2- 12	322	3-7	80	269	262	262	29	29	
DIV. I NON-CONF.	0- 10	336	0- 0	3	264	216	216	26	26	

TOTALS	RPI 1-25	RPI 26-50	W-L RECORDS	RPI 51-100	RPI 101-150	RPI 150+				
2- 12	0- 1	0- 3	OVERALL	0- 1	0- 0	2- 7				
1- 4	0- 1	0- 0	HOME	0- 0	0- 0	1- 3				
1- 8	0- 0	0- 3	AWAY	0- 1	0- 0	1- 4				
0- 0	0- 0	0- 0	NEUTRAL	0- 0	0- 0	0- 0				
0- 10	0- 1	0- 3	NON-CONFERENCE	0- 1	0- 0	0- 5				
0- 3	0- 1	0- 0	HOME	0- 0	0- 0	0- 2				
0- 7	0- 0	0- 3	AWAY	0- 1	0- 0	0- 3				
0- 0	0- 0	0- 0	NEUTRAL	0- 0	0- 0	0- 0				
2- 2	0- 0	0- 0	CONFERENCE	0- 0	0- 0	2- 2				
1- 1	0- 0	0- 0	HOME	0- 0	0- 0	1- 1				
1- 1	0- 0	0- 0	AWAY	0- 0	0- 0	1- 1				
0- 0	0- 0	0- 0	NEUTRAL	0- 0	0- 0	0- 0				

RPI 1-25				RPI 26-50				RPI 51-100				RPI 101+ Team's RPI: 262			
RPI	S	Opponent	Score	RPI	S	Opponent	Score	RPI	S	Opponent	Score	RPI	S	Opponent	Score
25	H	South Carolina	38 94	30	A	Kentucky	35 87	86	A	Troy	46 116	156	A	North Ala.	42 68
				34	A	Georgia Tech	42 69					166	A	Xavier	58 87
				48	A	Auburn	50 83					171	H	UAB	47 62
												176	A	South Alabama	65 77
												180	H	Grambling	72 80
												217	H	Samford	51 60
												269	A	Mississippi Val.	62 64
												331	H	Jackson St.	74 67
												343	A	Ark.-Pine Bluff	58 56

LAST 12 Division I GAMES:															
180	H	Grambling	72 80	269	A	Mississippi Val.	62 64								
48	A	Auburn	50 83	343	A	Ark.-Pine Bluff	58 56								
166	A	Xavier	58 87	331	H	Jackson St.	74 67								
171	H	UAB	47 62	86	A	Troy	46 116								
176	A	South Alabama	65 77	156	A	North Ala.	42 68								
34	A	Georgia Tech	42 69	217	H	Samford	51 60								

Non-Div I Games: Mobile 69 63

Alabama St.

■ Loss,
 ■ Non-Conf, S Site,
 ■ Home
 ■ Away
 N Neutral

Average RPI Win:	281	WON-LOST	WINNING	LAST 10	STRENGTH OF	OPP. STRENGTH	TEAM	ADJ.	CONF.	ADJ CONF.
Average RPI Loss:	194	RECORD	PCT. RANK	GAMES	SCHEDULE	OF SCHEDULE	RPI	RPI	RPI	RPI
DIV. I ONLY	4- 12	291	3-7	252	306	296	296	23	23	
DIV. I NON-CONF.	3- 10	278	0- 0	238	328	293	293	23	23	

TOTALS	RPI 1-25	RPI 26-50	W-L RECORDS	RPI 51-100	RPI 101-150	RPI 150+				
4- 12	0- 1	0- 1	OVERALL	0- 1	0- 2	4- 7				
2- 4	0- 0	0- 0	HOME	0- 0	0- 1	2- 3				
2- 8	0- 1	0- 1	AWAY	0- 1	0- 1	2- 4				
0- 0	0- 0	0- 0	NEUTRAL	0- 0	0- 0	0- 0				
3- 10	0- 1	0- 1	NON-CONFERENCE	0- 0	0- 2	3- 6				
1- 4	0- 0	0- 0	HOME	0- 0	0- 1	1- 3				
2- 6	0- 1	0- 1	AWAY	0- 0	0- 1	2- 3				
0- 0	0- 0	0- 0	NEUTRAL	0- 0	0- 0	0- 0				
1- 2	0- 0	0- 0	CONFERENCE	0- 1	0- 0	1- 1				
1- 0	0- 0	0- 0	HOME	0- 0	0- 0	1- 0				
0- 2	0- 0	0- 0	AWAY	0- 1	0- 0	0- 1				
0- 0	0- 0	0- 0	NEUTRAL	0- 0	0- 0	0- 0				

RPI 1-25				RPI 26-50				RPI 51-100				RPI 101+ Team's RPI: 296			
RPI	S	Opponent	Score	RPI	S	Opponent	Score	RPI	S	Opponent	Score	RPI	S	Opponent	Score
20	A	Rutgers	39 65	45	A	Purdue	41 53	85	A	Maine	65 76	116	H	Marist	56 74
												147	A	South Fla.	37 74
												195	A	Cornell	34 48
												241	A	Monmouth	56 64
												243	H	Binghamton	61 56
												247	H	Holy Cross	50 56
												255	A	Columbia	62 58
												286	A	St. Francis Brooklyn	67 60
												297	A	Vermont	39 52
												299	H	Canisius	42 48
												304	H	Central Conn. St.	53 60
												327	A	Lafayette	66 67
												340	H	Manhattan	60 54
LAST 12 Division I GAMES:															
255	A	Columbia	62 58	85	A	Maine	65 76	297	A	Vermont	39 52	243	H	Binghamton	61 56
45	A	Purdue	41 53	297	A	Vermont	39 52	243	H	Binghamton	61 56	299	H	Canisius	42 48
286	A	St. Francis Brooklyn	67 60	243	H	Binghamton	61 56	299	H	Canisius	42 48	50	56		
116	H	Marist	56 74	299	H	Canisius	42 48	50	56			241	A	Monmouth	56 64
304	H	Central Conn. St.	53 60	50	56			241	A	Monmouth	56 64				
327	A	Lafayette	66 67												

Non-Div I Games:

Albany (NY)

Loss,
Non-Conf, S Site, H Home A Away N Neutral

Average RPI Win: 224
Average RPI Loss: 235

WON-LOST
RECORD

WINNING
PCT. RANK

LAST 10
GAMES

STRENGTH OF
SCHEDULE

OPP. STRENGTH
OF SCHEDULE

TEAM
RPI

ADJ.
RPI

CONF.
RPI

ADJ CONF.
RPI

DIV. I ONLY	1- 12	334	2-8	348	285	351	351	29	29
DIV. I NON-CONF.	0- 9	336	0- 1	333	310	351	351	26	26
<hr/>									
TOTALS	RPI 1-25	RPI 26-50	W-L RECORDS	RPI 51-100	RPI 101-150	RPI 150+			
1- 12	0- 0	0- 0	OVERALL	0- 1	0- 0	1- 11			
1- 3	0- 0	0- 0	HOME	0- 0	0- 0	1- 3			
0- 8	0- 0	0- 0	AWAY	0- 1	0- 0	0- 7			
0- 1	0- 0	0- 0	NEUTRAL	0- 0	0- 0	0- 1			
0- 9	0- 0	0- 0	NON-CONFERENCE	0- 1	0- 0	0- 8			
0- 2	0- 0	0- 0	HOME	0- 0	0- 0	0- 2			
0- 6	0- 0	0- 0	AWAY	0- 1	0- 0	0- 5			
0- 1	0- 0	0- 0	NEUTRAL	0- 0	0- 0	0- 1			
1- 3	0- 0	0- 0	CONFERENCE	0- 0	0- 0	1- 3			
1- 1	0- 0	0- 0	HOME	0- 0	0- 0	1- 1			
0- 2	0- 0	0- 0	AWAY	0- 0	0- 0	0- 2			
0- 0	0- 0	0- 0	NEUTRAL	0- 0	0- 0	0- 0			

RPI 1-25				RPI 26-50				RPI 51-100				RPI 101+ Team's RPI: 351			
RPI	S	Opponent	Score	RPI	S	Opponent	Score	RPI	S	Opponent	Score	RPI	S	Opponent	Score
								73	A	TCU	31 88	171	A	UAB	53 80
												180	A	Grambling	56 61
												186	N	New Mexico St.	64 82
												192	H	Prairie View	61 82
												213	H	Southeastern La.	59 77
												224	H	Texas Southern	53 52
												229	A	Southern Miss.	47 66
												273	A	UTEP	51 77
												316	A	FIU	40 75
												326	H	Central Ark.	46 57
												329	A	Northwestern St.	65 78
												331	A	Jackson St.	66 88
LAST 12 Division I GAMES:															
192	H	Prairie View	61 82	186	N	New Mexico St.	64 82								
224	H	Texas Southern	53 52	180	A	Grambling	56 61								
73	A	TCU	31 88	331	A	Jackson St.	66 88								
316	A	FIU	40 75	326	H	Central Ark.	46 57								
229	A	Southern Miss.	47 66	329	A	Northwestern St.	65 78								
171	A	UAB	53 80	213	H	Southeastern La.	59 77								

Non-Div I Games:

Lane

58

70

Fisk

67

64

Rust

59

78

Alcorn

Loss, Non-Conf, S Site, H Home A Away N Neutral

American

American				Through Games Of Jan. 15, 2019							
Average RPI	Win:	245	WON-LOST	WINNING	LAST 10	STRENGTH OF	OPP. STRENGTH	TEAM	ADJ.	CONF.	ADJ CONF.
Average RPI	Loss:	90	RECORD	PCT. RANK	GAMES	SCHEDULE	OF SCHEDULE	RPI	RPI	RPI	RPI
DIV. I ONLY			7- 8	188	4-6	71	194	144	144	20	20
DIV. I NON-CONF.			4- 7	228	0- 0	63	134	168	168	24	24

TOTALS		RPI 1-25		RPI 26-50		W-L RECORDS		RPI 51-100	RPI 101-150	RPI 150+	
7- 8		0- 1		0- 0		OVERALL		0- 4	1- 1	6- 2	
5- 1		0- 0		0- 0		HOME		0- 1	1- 0	4- 0	
2- 5		0- 0		0- 0		AWAY		0- 2	0- 1	2- 2	
0- 2		0- 1		0- 0		NEUTRAL		0- 1	0- 0	0- 0	
4- 7		0- 1		0- 0		NON-CONFERENCE		0- 3	1- 1	3- 2	
3- 1		0- 0		0- 0		HOME		0- 1	1- 0	2- 0	
1- 4		0- 0		0- 0		AWAY		0- 1	0- 1	1- 2	
0- 2		0- 1		0- 0		NEUTRAL		0- 1	0- 0	0- 0	
3- 1		0- 0		0- 0		CONFERENCE		0- 1	0- 0	3- 0	
2- 0		0- 0		0- 0		HOME		0- 0	0- 0	2- 0	
1- 1		0- 0		0- 0		AWAY		0- 1	0- 0	1- 0	
0- 0		0- 0		0- 0		NEUTRAL		0- 0	0- 0	0- 0	

American

RPI 1-25				RPI 26-50				RPI 51-100				RPI 101+ Team's RPI: 144			
RPI	S	Opponent	Score	RPI	S	Opponent	Score	RPI	S	Opponent	Score	RPI	S	Opponent	Score
2	N	Stanford	49 71					51	H	Ohio	67 77	111	A	Virginia	54 57
								66	A	Bucknell	56 71	127	H	Tulsa	68 52
								81	A	Penn St.	59 80	162	A	High Point	61 66
								82	N	FGCU	71 90	163	A	Denver	54 83
												203	A	Navy	58 45
												246	H	George Mason	86 71
												264	A	Hawaii	69 57
												271	H	Colgate	76 57
												295	H	UMBC	64 42
												309	H	Army West Point	61 51

LAST 12 Division I GAMES:															
66	A	Bucknell	56 71	309	H	Army West Point	61 51								
51	H	Ohio	67 77	203	A	Navy	58 45								
162	A	High Point	61 66	271	H	Colgate	76 57								
81	A	Penn St.	59 80	82	N	FGCU	71 90								
111	A	Virginia	54 57	2	N	Stanford	49 71								
295	H	UMBC	64 42	264	A	Hawaii	69 57								

Non-Div I Games:

American

Average RPI Win:	222	WON-LOST	WINNING	LAST 10	STRENGTH OF	OPP. STRENGTH	TEAM	ADJ.	CONF.	ADJ CONF.
Average RPI Loss:	107	RECORD	PCT. RANK	GAMES	SCHEDULE	OF SCHEDULE	RPI	RPI	RPI	RPI
DIV. I ONLY	8- 7	151	5-5	67	257	112	112	15	15	
DIV. I NON-CONF.	6- 5	143	0- 0	149	233	128	128	16	16	

TOTALS	RPI 1-25	RPI 26-50	W-L RECORDS	RPI 51-100	RPI 101-150	RPI 150+				
8- 7	0- 1	0- 2	OVERALL	0- 1	2- 1	6- 2				
6- 1	0- 0	0- 0	HOME	0- 1	0- 0	6- 0				
2- 6	0- 1	0- 2	AWAY	0- 0	2- 1	0- 2				
0- 0	0- 0	0- 0	NEUTRAL	0- 0	0- 0	0- 0				
6- 5	0- 1	0- 2	NON-CONFERENCE	0- 0	1- 0	5- 2				
5- 0	0- 0	0- 0	HOME	0- 0	0- 0	5- 0				
1- 5	0- 1	0- 2	AWAY	0- 0	1- 0	0- 2				
0- 0	0- 0	0- 0	NEUTRAL	0- 0	0- 0	0- 0				
2- 2	0- 0	0- 0	CONFERENCE	0- 1	1- 1	1- 0				
1- 1	0- 0	0- 0	HOME	0- 1	0- 0	1- 0				
1- 1	0- 0	0- 0	AWAY	0- 0	1- 1	0- 0				
0- 0	0- 0	0- 0	NEUTRAL	0- 0	0- 0	0- 0				

RPI 1-25				RPI 26-50				RPI 51-100				RPI 101+ Team's RPI: 112			
RPI	S	Opponent	Score	RPI	S	Opponent	Score	RPI	S	Opponent	Score	RPI	S	Opponent	Score
25	A	South Carolina	50 80	34	A	Georgia Tech	53 71	86	H	Troy	72 83	121	A	UT Arlington	94 99
				44	A	Clemson	48 87					128	A	Davidsen	81 78
												145	A	Texas St.	62 49
												171	A	UAB	61 80
												176	H	South Alabama	71 63
												188	H	Elon	65 62
												248	H	Wofford	94 70
												263	H	Marshall	74 52
												270	A	ETSU	64 95
												308	H	Col. of Charleston	80 66
												323	H	UNC Greensboro	68 65
LAST 12 Division I GAMES:															
176	H	South Alabama	71 63	145	A	Texas St.	62 49								
44	A	Clemson	48 87	121	A	UT Arlington	94 99								
248	H	Wofford	94 70	86	H	Troy	72 83								
25	A	South Carolina	50 80	263	H	Marshall	74 52								
308	H	Col. of Charleston	80 66	188	H	Elon	65 62								
270	A	ETSU	64 95	128	A	Davidsen	81 78								

Non-Div I Games:

Appalachian St.

Average RPI Win:	188	WON-LOST	WINNING	LAST 10	STRENGTH OF	OPP. STRENGTH	TEAM	ADJ.	CONF.	ADJ CONF.
Average RPI Loss:	57	RECORD	PCT. RANK	GAMES	SCHEDULE	OF SCHEDULE	RPI	RPI	RPI	RPI
DIV. I ONLY	13- 3	30	8-2	145	75	57	57	2	2	
DIV. I NON-CONF.	10- 1	19	0- 0	330	169	121	121	2	2	

TOTALS	RPI 1-25	RPI 26-50	W-L RECORDS	RPI 51-100	RPI 101-150	RPI 150+				
13- 3	2- 1	0- 1	OVERALL	0- 0	3- 1	8- 0				
8- 2	2- 1	0- 0	HOME	0- 0	1- 1	5- 0				
3- 1	0- 0	0- 1	AWAY	0- 0	1- 0	2- 0				
2- 0	0- 0	0- 0	NEUTRAL	0- 0	1- 0	1- 0				
10- 1	0- 0	0- 0	NON-CONFERENCE	0- 0	2- 1	8- 0				
6- 1	0- 0	0- 0	HOME	0- 0	1- 1	5- 0				
2- 0	0- 0	0- 0	AWAY	0- 0	0- 0	2- 0				
2- 0	0- 0	0- 0	NEUTRAL	0- 0	1- 0	1- 0				
3- 2	2- 1	0- 1	CONFERENCE	0- 0	1- 0	0- 0				
2- 1	2- 1	0- 0	HOME	0- 0	0- 0	0- 0				
1- 1	0- 0	0- 1	AWAY	0- 0	1- 0	0- 0				
0- 0	0- 0	0- 0	NEUTRAL	0- 0	0- 0	0- 0				

RPI	S	Opponent	Score	RPI	S	Opponent	Score	RPI	S	Opponent	Score	RPI	S	Opponent	Score
2	H	Stanford	48 78	43	A	Utah	64 80					104	H	Idaho St.	71 46
15	H	Ari zona St.	51 39									123	A	Col orado	69 67
24	H	Cal i forni a	60 55									126	H	Loyol a Marymount	64 66
												143	N	Portland	92 70
												154	H	Montana	100 51
												204	A	San Diego St.	69 60
												216	A	Long Beach St.	70 43
												239	H	Northern Ari z.	71 47
												273	H	UTEP	62 40
												305	H	Incarnate Word	84 42
												313	H	South Carolina St.	73 32
												335	N	Seattle U	84 54

LAST 12 Di vi si on I GAMES:															
123	A	Col orado	69 67	2	H	Stanford	48 78								
15	H	Ari zona St.	51 39	24	H	Cal i forni a	60 55								
239	H	Northern Ari z.	71 47	43	A	Utah	64 80								
273	H	UTEP	62 40	204	A	San Diego St.	69 60								
216	A	Long Beach St.	70 43	305	H	Incarnate Word	84 42								
154	H	Montana	100 51	313	H	South Carolina St.	73 32								

Non-Di v I Games:

Ari zona

Average RPI Win: 125		WON-LOST	WINNING	LAST 10	STRENGTH OF		OPP. STRENGTH	TEAM	ADJ.	CONF.	ADJ CONF.
Loss: 17		RECORD	PCT. RANK	GAMES	SCHEDULE		OF SCHEDULE	RPI	RPI	RPI	RPI
DIV. I ONLY		12- 4	53	8-2	5		27	15	15	2	2
DIV. I NON-CONF.		9- 2	43	1- 0	37		24	19	19	2	2
TOTALS		RPI 1-25	RPI 26-50		W-L RECORDS		RPI 51-100	RPI 101-150		RPI 150+	
12- 4	1- 3	1- 0		OVERALL		3- 1	2- 0		5- 0		
6- 2	1- 2	0- 0		HOME		1- 0	1- 0		3- 0		
4- 1	0- 0	1- 0		AWAY		1- 1	1- 0		1- 0		
2- 1	0- 1	0- 0		NEUTRAL		1- 0	0- 0		1- 0		
9- 2	0- 2	0- 0		NON-CONFERENCE		3- 0	1- 0		5- 0		
5- 1	0- 1	0- 0		HOME		1- 0	1- 0		3- 0		
2- 0	0- 0	0- 0		AWAY		1- 0	0- 0		1- 0		
2- 1	0- 1	0- 0		NEUTRAL		1- 0	0- 0		1- 0		
3- 2	1- 1	1- 0		CONFERENCE		0- 1	1- 0		0- 0		
1- 1	1- 1	0- 0		HOME		0- 0	0- 0		0- 0		
2- 1	0- 0	1- 0		AWAY		0- 1	1- 0		0- 0		
0- 0	0- 0	0- 0		NEUTRAL		0- 0	0- 0		0- 0		

RPI 1-25				Team' s RPI : 15				RPI 26-50				RPI 51-100				RPI 101+							
RPI	S	Opponent	Score	RPI	S	Opponent	Score	RPI	S	Opponent	Score	RPI	S	Opponent	Score	RPI	S	Opponent	Score				
2	H	Stanford	65 72	43	A	Utah	65 63	55	A	Arkansas	88 85	123	A	Col orado	76 70								
3	H	Baylor	59 65					57	A	Ari zona	39 51	127	H	Tul sa	70 52								
6	N	Loui sville	56 58					63	N	Kansas St.	65 51	151	H	Loui si ana Tech	80 44								
24	H	Cal i forni a	62 61					96	H	Fresno St.	68 52	167	N	Southern Ill.	82 38								
LAST 12 Di vi si on I GAMES:																							
123	A	Col orado	76 70	127	H	Tul sa	70 52																
43	A	Utah	65 63	24	H	Cal i forni a	62 61																
57	A	Ari zona	39 51	2	H	Stanford	65 72																
96	H	Fresno St.	68 52	169	H	Southern U.	69 47																
63	N	Kansas St.	65 51	151	H	Loui si ana Tech	80 44																
175	A	Col orado St.	70 39	167	N	Southern Ill.	82 38																

Non-Div I Games:

Arizona St.

Average RPI Win:	0	WON-LOST	WINNING	LAST 10	STRENGTH OF	OPP. STRENGTH	TEAM	ADJ.	CONF.	ADJ CONF.
Average RPI Loss:	197	RECORD	PCT. RANK	GAMES	SCHEDULE	OF SCHEDULE	RPI	RPI	RPI	RPI
DIV. I ONLY	0- 6	347	3-7	240	239	343	343	29	29	
DIV. I NON-CONF.	0- 3	336	0- 0	15	242	250	250	26	26	

TOTALS	RPI 1-25	RPI 26-50	W-L RECORDS	RPI 51-100	RPI 101-150	RPI 150+				
0- 6	0- 0	0- 1	OVERALL	0- 1	0- 0	0- 4				
0- 3	0- 0	0- 0	HOME	0- 0	0- 0	0- 3				
0- 3	0- 0	0- 1	AWAY	0- 1	0- 0	0- 1				
0- 0	0- 0	0- 0	NEUTRAL	0- 0	0- 0	0- 0				
0- 3	0- 0	0- 1	NON-CONFERENCE	0- 1	0- 0	0- 1				
0- 0	0- 0	0- 0	HOME	0- 0	0- 0	0- 0				
0- 3	0- 0	0- 1	AWAY	0- 1	0- 0	0- 1				
0- 0	0- 0	0- 0	NEUTRAL	0- 0	0- 0	0- 0				
0- 3	0- 0	0- 0	CONFERENCE	0- 0	0- 0	0- 3				
0- 3	0- 0	0- 0	HOME	0- 0	0- 0	0- 3				
0- 0	0- 0	0- 0	AWAY	0- 0	0- 0	0- 0				
0- 0	0- 0	0- 0	NEUTRAL	0- 0	0- 0	0- 0				

RPI 1-25				RPI 26-50				RPI 51-100				RPI 101+ Team's RPI: 343			
RPI	S	Opponent	Score	RPI	S	Opponent	Score	RPI	S	Opponent	Score	RPI	S	Opponent	Score
				33	A	Oregon St.	33 89	97	A	Minnesota	42 84	254	H	Alabama A&M	52 78
												262	H	Alabama St.	56 58
												266	A	Wichita St.	39 76
												269	H	Mississippi Val.	56 62
LAST 12 Division I GAMES:															
				97	A	Minnesota	42 84	254	H	Alabama A&M	52 78				
				33	A	Oregon St.	33 89	262	H	Alabama St.	56 58				
				266	A	Wichita St.	39 76	269	H	Mississippi Val.	56 62				

Non-Div I Games: LeMoyne-Owen 52 43 Paul Quinn 68 52 Philander Smith 48 53 Tougaloo 68 60 Ark. -Pine Bluff

Average RPI Win:	189	WON-LOST	WINNING	LAST 10	STRENGTH OF	OPP. STRENGTH	TEAM	ADJ.	CONF.	ADJ CONF.
Average RPI Loss:	31	RECORD	PCT. RANK	GAMES	SCHEDULE	OF SCHEDULE	RPI	RPI	RPI	RPI
DIV. I ONLY	13- 5	67	8-2	99	51	55	55	6	6	
DIV. I NON-CONF.	11- 3	57	0- 0	136	81	52	52	6	6	

TOTALS	RPI 1-25	RPI 26-50	W-L RECORDS	RPI 51-100	RPI 101-150	RPI 150+				
13- 5	0- 3	0- 1	OVERALL	1- 1	3- 0	9- 0				
7- 2	0- 2	0- 0	HOME	1- 0	1- 0	5- 0				
4- 2	0- 1	0- 1	AWAY	0- 0	2- 0	2- 0				
2- 1	0- 0	0- 0	NEUTRAL	0- 1	0- 0	2- 0				
11- 3	0- 2	0- 0	NON-CONFERENCE	1- 1	3- 0	7- 0				
6- 1	0- 1	0- 0	HOME	1- 0	1- 0	4- 0				
3- 1	0- 1	0- 0	AWAY	0- 0	2- 0	1- 0				
2- 1	0- 0	0- 0	NEUTRAL	0- 1	0- 0	2- 0				
2- 2	0- 1	0- 1	CONFERENCE	0- 0	0- 0	2- 0				
1- 1	0- 1	0- 0	HOME	0- 0	0- 0	1- 0				
1- 1	0- 0	0- 1	AWAY	0- 0	0- 0	1- 0				
0- 0	0- 0	0- 0	NEUTRAL	0- 0	0- 0	0- 0				

RPI 1-25				RPI 26-50				RPI 51-100 Team's RPI: 55				RPI 101+			
RPI	S	Opponent	Score	RPI	S	Opponent	Score	RPI	S	Opponent	Score	RPI	S	Opponent	Score
9	H	Mississippi St.	69 93	35	A	Missouri	53 71	84	N	Pittsburgh	54 61	105	H	Tennessee Tech	65 42
10	A	Iowa St.	82 91					92	H	Nebraska	84 80	121	A	UT Arlington	66 65
15	H	Arizona St.	85 88									127	A	Tulsa	61 59
												152	N	Wisconsin	69 68
												160	H	Oral Roberts	74 61
												170	A	Abilene Christian	80 68
												173	H	Vanderbilt	83 62
												187	A	Ole Miss	85 55
												192	H	Prairie View	71 44
												315	N	Tennessee St.	79 55
												329	H	Northwestern St.	98 53
												331	H	Jackson St.	76 57

LAST 12 Division I GAMES:															
173	H	Vanderbilt	83 62	9	H	Mississippi St.	69 93	331	H	Jackson St.	76 57	127	A	Tulsa	61 59
35	A	Missouri	53 71					92	H	Nebraska	84 80	192	H	Prairie View	71 44
187	A	Ole Miss	85 55					170	A	Abilene Christian	80 68				
105	H	Tennessee Tech	65 42												
10	A	Iowa St.	82 91												
160	H	Oral Roberts	74 61												

Non-Div I Games:

Arkansas

Average RPI Win: 245		WON-LOST	WINNING	LAST 10	STRENGTH OF	OPP. STRENGTH	TEAM	ADJ.	CONF.	ADJ CONF.
Average RPI Loss: 81		RECORD	PCT. RANK	GAMES	SCHEDULE	OF SCHEDULE	RPI	RPI	RPI	RPI
DIV. I ONLY		8- 7	151	7-3	84	231	122	122	15	15
DIV. I NON-CONF.		5- 6	177	0- 0	126	133	165	165	16	16

TOTALS		RPI 1-25	RPI 26-50	W-L RECORDS		RPI 51-100	RPI 101-150	RPI 150+		
8- 7	0- 0		0- 2	OVERALL		0- 3	1- 1	7- 1		
6- 1	0- 0		0- 0	HOME		0- 0	1- 0	5- 1		
2- 6	0- 0		0- 2	AWAY		0- 3	0- 1	2- 0		
0- 0	0- 0		0- 0	NEUTRAL		0- 0	0- 0	0- 0		
5- 6	0- 0		0- 2	NON-CONFERENCE		0- 2	1- 1	4- 1		
4- 1	0- 0		0- 0	HOME		0- 0	1- 0	3- 1		
1- 5	0- 0		0- 2	AWAY		0- 2	0- 1	1- 0		
0- 0	0- 0		0- 0	NEUTRAL		0- 0	0- 0	0- 0		
3- 1	0- 0		0- 0	CONFERENCE		0- 1	0- 0	3- 0		
2- 0	0- 0		0- 0	HOME		0- 0	0- 0	2- 0		
1- 1	0- 0		0- 0	AWAY		0- 1	0- 0	1- 0		
0- 0	0- 0		0- 0	NEUTRAL		0- 0	0- 0	0- 0		

RPI 1-25				RPI 26-50				RPI 51-100				RPI 101+ Team's RPI: 122			
RPI	S	Opponent	Score	RPI	S	Opponent	Score	RPI	S	Opponent	Score	RPI	S	Opponent	Score
				35	A	Missouri	50 70	62	A	Belmont	55 74	125	A	UT Martin	91 97
				39	A	Texas A&M	56 97	68	A	Oklahoma St.	60 62	127	H	Tulsa	73 60
								86	A	Troy	79 87	151	H	Louisiana Tech	70 80
												176	A	South Alabama	77 64
												252	H	Murray St.	74 63
												269	H	Mississippi Val.	60 57
												272	H	Memphis	77 66
												273	A	UTEP	67 66
												278	H	Louisiana	87 75
												311	H	La. -Monroe	64 54

LAST 12 Division I GAMES:															
				86	A	Troy	79 87	278	H	Louisiana	87 75				
				176	A	South Alabama	77 64	35	A	Missouri	50 70				
				311	H	La. -Monroe	64 54	62	A	Belmont	55 74				
				252	H	Murray St.	74 63	269	H	Mississippi Val.	60 57				
				39	A	Texas A&M	56 97	127	H	Tulsa	73 60				
				151	H	Louisiana Tech	70 80	273	A	UTEP	67 66				

Non-Div I Games:

Arkansas St.

Average RPI Win:	325	WON-LOST	WINNING	LAST 10	STRENGTH OF	OPP. STRENGTH	TEAM	ADJ.	CONF.	ADJ CONF.
Average RPI Loss:	148	RECORD	PCT. RANK	GAMES	SCHEDULE	OF SCHEDULE	RPI	RPI	RPI	RPI
DIV. I ONLY	5- 9	243	5-5	326	244	309	309	20	20	
DIV. I NON-CONF.	4- 6	212	0- 0	337	309	319	319	24	24	

TOTALS	RPI 1-25	RPI 26-50	W-L RECORDS	RPI 51-100	RPI 101-150	RPI 150+				
5- 9	0- 0	0- 0	OVERALL	0- 3	0- 3	5- 3				
3- 4	0- 0	0- 0	HOME	0- 2	0- 1	3- 1				
2- 5	0- 0	0- 0	AWAY	0- 1	0- 2	2- 2				
0- 0	0- 0	0- 0	NEUTRAL	0- 0	0- 0	0- 0				
4- 6	0- 0	0- 0	NON-CONFERENCE	0- 2	0- 1	4- 3				
2- 3	0- 0	0- 0	HOME	0- 1	0- 1	2- 1				
2- 3	0- 0	0- 0	AWAY	0- 1	0- 0	2- 2				
0- 0	0- 0	0- 0	NEUTRAL	0- 0	0- 0	0- 0				
1- 3	0- 0	0- 0	CONFERENCE	0- 1	0- 2	1- 0				
1- 1	0- 0	0- 0	HOME	0- 1	0- 0	1- 0				
0- 2	0- 0	0- 0	AWAY	0- 0	0- 2	0- 0				
0- 0	0- 0	0- 0	NEUTRAL	0- 0	0- 0	0- 0				

RPI 1-25				RPI 26-50				RPI 51-100				RPI 101+				Team's RPI: 309	
RPI	S	Opponent	Score	RPI	S	Opponent	Score	RPI	S	Opponent	Score	RPI	S	Opponent	Score		
								66	H	Bucknell I	52	66	115	H	Yale	51	62
								73	A	TCU	38	63	120	A	Boston U.	51	63
								98	H	St. John's (NY)	49	60	144	A	American	51	61
												215	H	Air Force	60	71	
												243	A	Binghamton	47	60	
												255	A	Columbia	49	70	
												286	H	St. Francis Brooklyn	69	57	
												314	H	Loyola Maryland	69	57	
												325	A	Wagner	61	46	
												349	H	Fairleigh Dickinson	62	40	
												350	A	LIU Brooklyn	57	42	
LAST 12 Division I GAMES:																	
144	A	American	51	61	120	A	Boston U.	51	63	115	H	Yale	51	62			
66	H	Bucknell I	52	66	325	A	Wagner	61	46	349	H	Fairleigh Dickinson	62	40			
314	H	Loyola Maryland	69	57	73	A	TCU	38	63	286	H	St. Francis Brooklyn	69	57			
243	A	Binghamton	47	60	98	H	St. John's (NY)	49	60								
215	H	Air Force	60	71													

Non-Div I Games: Connecticut Col. 74 48

Army West Point

■ Loss,
 ■ Non-Conf,
 ■ S Site,
 ■ H Home
 ■ A Away
 N Neutral

Average RPI Win: 182

Average RPI Loss: 17

WON-LOST
RECORDWINNING
PCT. RANKLAST 10
GAMESSTRENGTH OF
SCHEDULEOPP. STRENGTH
OF SCHEDULETEAM
RPIADJ.
RPICONF.
RPIADJ CONF.
RPIDIV. I ONLY
DIV. I NON-CONF.13- 3
11- 130
138-2
1- 0153
22929
5348
3648
366
66
6

TOTALS

RPI 1-25

RPI 26-50

W-L RECORDS

RPI 51-100

RPI 101-150

RPI 150+

13- 3

0- 2

1- 1

OVERALL

1- 0

1- 0

10- 0

6- 2

0- 1

0- 1

HOME

0- 0

0- 0

6- 0

5- 1

0- 1

0- 0

AWAY

1- 0

1- 0

3- 0

2- 0

0- 0

1- 0

NEUTRAL

0- 0

0- 0

1- 0

11- 1

0- 1

1- 0

NON-CONFERENCE

1- 0

0- 0

9- 0

6- 0

0- 0

0- 0

HOME

0- 0

0- 0

6- 0

3- 1

0- 1

0- 0

AWAY

1- 0

0- 0

2- 0

2- 0

0- 0

1- 0

NEUTRAL

0- 0

0- 0

1- 0

2- 2

0- 1

0- 1

CONFERENCE

0- 0

1- 0

1- 0

0- 2

0- 1

0- 1

HOME

0- 0

0- 0

0- 0

2- 0

0- 0

0- 0

AWAY

0- 0

1- 0

1- 0

0- 0

0- 0

0- 0

NEUTRAL

0- 0

0- 0

0- 0

RPI 1-25

RPI 26-50

Team's RPI: 48

RPI 51-100

RPI 101+

RPI	S	Opponent	Score
9	H	Mississippi St.	59 85
10	A	Iowa St.	64 67

RPI	S	Opponent	Score
31	H	Tennessee	69 78
47	N	North Carolina	86 81

RPI	S	Opponent	Score
56	A	New Mexico	79 76

RPI	S	Opponent	Score
113	A	Alabama	66 56
153	H	Oklahoma	95 79
177	H	Nicholls St.	80 59
180	H	Grambling	97 48
188	A	Elon	96 44
202	A	Florida	64 56
207	N	Coastal Caro.	84 78
217	H	Samford	73 46
262	H	Alabama St.	83 50
278	H	Louisiana	71 59
281	A	Saint Joseph's	81 70

LAST 12 Division I GAMES:

56	A	New Mexico	79 76	113	A	Alabama	66 56
10	A	Iowa St.	64 67	202	A	Florida	64 56
9	H	Mississippi St.	59 85	31	H	Tennessee	69 78
207	N	Coastal Caro.	84 78	262	H	Alabama St.	83 50
217	H	Samford	73 46	188	A	Elon	96 44
281	A	Saint Joseph's	81 70	47	N	North Carolina	86 81

Non-Div I Games:

Xavier (LA)

77 58

Auburn

Loss,
 Non-Conf,
 S Site,
 H Home
 A Away
 N Neutral

Average RPI Loss: 209

DIV. I ONLY	5- 8	233	5-5	350	232	334	334	21	21
DIV. I NON-CONF.	3- 6	241	0- 0	348	221	345	345	20	20
TOTALS	RPI 1-25	RPI 26-50	W-L RECORDS	RPI 51-100	RPI 101-150	RPI 150+			
5- 8	0- 0	0- 0	OVERALL	0- 0	0- 2	5- 6			
5- 1	0- 0	0- 0	HOME	0- 0	0- 0	5- 1			
0- 7	0- 0	0- 0	AWAY	0- 0	0- 2	0- 5			
0- 0	0- 0	0- 0	NEUTRAL	0- 0	0- 0	0- 0			
3- 6	0- 0	0- 0	NON-CONFERENCE	0- 0	0- 1	3- 5			
3- 1	0- 0	0- 0	HOME	0- 0	0- 0	3- 1			
0- 5	0- 0	0- 0	AWAY	0- 0	0- 1	0- 4			
0- 0	0- 0	0- 0	NEUTRAL	0- 0	0- 0	0- 0			
2- 2	0- 0	0- 0	CONFERENCE	0- 0	0- 1	2- 1			
2- 0	0- 0	0- 0	HOME	0- 0	0- 0	2- 0			
0- 2	0- 0	0- 0	AWAY	0- 0	0- 1	0- 1			
0- 0	0- 0	0- 0	NEUTRAL	0- 0	0- 0	0- 0			

RPI 1-25				RPI 26-50				RPI 51-100				RPI 101+				Team's RPI: 334	
RPI	S	Opponent	Score	RPI	S	Opponent	Score	RPI	S	Opponent	Score	RPI	S	Opponent	Score		
												125	A	UT Martin	65	74	
												130	A	Cincinnati	48	69	
												173	A	Vanderbilt	70	99	
												178	A	Illinois St.	49	61	
												183	H	Morehead St.	81	80	
												222	A	Southeast Mo. St.	54	64	
												228	A	Western Ill.	72	77	
												254	H	Alabama A&M	75	58	
												267	H	Northern Ky.	52	48	
												269	H	Mississippi Val.	89	95	
												320	H	Eastern Ky.	100	65	
												328	H	Lipscomb	70	58	
												344	A	Evansville	52	56	
LAST 12 Division I GAMES:																	
				125	A	UT Martin	65	74	320	H	Eastern Ky.	100	65				
				222	A	Southeast Mo. St.	54	64	344	A	Evansville	52	56				
				183	H	Morehead St.	81	80	254	H	Alabama A&M	75	58				
				267	H	Northern Ky.	52	48	178	A	Illinois St.	49	61				
				269	H	Mississippi Val.	89	95	228	A	Western Ill.	72	77				
				173	A	Vanderbilt	70	99	328	H	Lipscomb	70	58				

Austin Peay

Average RPI Win:	161	WON-LOST	WINNING	LAST 10	STRENGTH OF	OPP. STRENGTH	TEAM	ADJ.	CONF.	ADJ CONF.
Average RPI Loss:	89	RECORD	PCT. RANK	GAMES	SCHEDULE	OF SCHEDULE	RPI	RPI	RPI	RPI
DIV. I ONLY	14- 3	27	9-1	95	110	28	28	7	7	
DIV. I NON-CONF.	8- 3	72	0- 0	134	105	65	65	7	7	

TOTALS	RPI 1-25	RPI 26-50	W-L RECORDS	RPI 51-100	RPI 101-150	RPI 150+				
14- 3	0- 1	0- 1	OVERALL	4- 0	2- 0	8- 1				
6- 1	0- 1	0- 0	HOME	1- 0	1- 0	4- 0				
6- 2	0- 0	0- 1	AWAY	2- 0	1- 0	3- 1				
2- 0	0- 0	0- 0	NEUTRAL	1- 0	0- 0	1- 0				
8- 3	0- 1	0- 1	NON-CONFERENCE	2- 0	1- 0	5- 1				
4- 1	0- 1	0- 0	HOME	1- 0	0- 0	3- 0				
2- 2	0- 0	0- 1	AWAY	0- 0	1- 0	1- 1				
2- 0	0- 0	0- 0	NEUTRAL	1- 0	0- 0	1- 0				
6- 0	0- 0	0- 0	CONFERENCE	2- 0	1- 0	3- 0				
2- 0	0- 0	0- 0	HOME	0- 0	1- 0	1- 0				
4- 0	0- 0	0- 0	AWAY	2- 0	0- 0	2- 0				
0- 0	0- 0	0- 0	NEUTRAL	0- 0	0- 0	0- 0				

RPI 1-25				RPI 26-50				Team's RPI: 28				RPI 51-100				RPI 101+			
RPI	S	Opponent	Score	RPI	S	Opponent	Score	RPI	S	Opponent	Score	RPI	S	Opponent	Score	RPI	S	Opponent	Score
24	H	Cal i forn i a	52 70	43	A	Utah	67 78	54	A	Saint Mary's (CA)	74 73	126	H	Loyol a Marymount	55 44	142	A	Utah St.	62 57
								73	N	TCU	61 58	158	A	Santa Clara	54 44	168	H	Pepperdi ne	83 58
								76	A	Paci fi c	77 74	175	H	Colorado St.	51 42	190	H	Eastern Wash.	80 65
								80	H	Northern Colo.	70 50	199	A	Southern Utah	64 67	210	H	UC Ri versi de	72 70
												245	A	San Franci sco	67 59	258	A	Utah Valley	77 51
												292	N	Cal i forn i a Bapti st	76 69				
LAST 12 Di vi si on I GAMES:																			
				54	A	Saint Mary's (CA)	74 73	168	H	Pepperdi ne	83 58								
				76	A	Paci fi c	77 74	245	A	San Franci sco	67 59								
				126	H	Loyol a Marymount	55 44	158	A	Santa Clara	54 44								
				258	A	Utah Valley	77 51	80	H	Northern Colo.	70 50								
				199	A	Southern Utah	64 67	175	H	Colorado St.	51 42								
				292	N	Cal i forn i a Bapti st	76 69	43	A	Utah	67 78								

Non-Di v I Games:

BYU

Average RPI	Win:	202	WON-LOST	WINNING	LAST 10	STRENGTH OF	OPP. STRENGTH	TEAM	ADJ.	CONF.	ADJ CONF.
Average RPI	Loss:	83	RECORD	PCT. RANK	GAMES	SCHEDULE	OF SCHEDULE	RPI	RPI	RPI	RPI
DIV. I ONLY		5- 9		243	4-5	93	46	191	191	8	8
DIV. I NON-CONF.		4- 7		228	0- 1	156	16	207	207	8	8

TOTALS	RPI 1-25		RPI 26-50		W-L RECORDS	RPI 51-100		RPI 101-150		RPI 150+	
5- 9	0- 1		0- 2		OVERALL	0- 2		2- 3		3- 1	
4- 3	0- 0		0- 1		HOME	0- 1		1- 0		3- 1	
1- 3	0- 1		0- 0		AWAY	0- 0		1- 2		0- 0	
0- 3	0- 0		0- 1		NEUTRAL	0- 1		0- 1		0- 0	
4- 7	0- 1		0- 2		NON-CONFERENCE	0- 1		2- 2		2- 1	
3- 2	0- 0		0- 1		HOME	0- 0		1- 0		2- 1	
1- 2	0- 1		0- 0		AWAY	0- 0		1- 1		0- 0	
0- 3	0- 0		0- 1		NEUTRAL	0- 1		0- 1		0- 0	
1- 2	0- 0		0- 0		CONFERENCE	0- 1		0- 1		1- 0	
1- 1	0- 0		0- 0		HOME	0- 1		0- 0		1- 0	
0- 1	0- 0		0- 0		AWAY	0- 0		0- 1		0- 0	
0- 0	0- 0		0- 0		NEUTRAL	0- 0		0- 0		0- 0	

RPI 1-25				RPI 26-50				RPI 51-100				RPI 101+				Team's RPI: 191
RPI	S	Opponent	Score	RPI	S	Opponent	Score	RPI	S	Opponent	Score	RPI	S	Opponent	Score	
17	A	Butler	47 64	40	N	Duke	62 79	51	H	Ohio	75 90	101	A	Western Ky.	86 83	
				45	H	Purdue	38 80	70	N	Quinnipiac	66 69	103	N	Fordham	70 78	
												109	A	Toledo	58 65	
												130	H	Cincinnati	75 63	
												138	A	Missouri St.	54 74	
												173	H	Vanderbilt	43 60	
												206	H	Bowling Green	77 70	
												260	H	Cleveland St.	67 62	
												315	H	Tennessee St.	90 51	

LAST 12 Division I GAMES:																
				70	N	Quinnipiac	66 69	206	H	Bowling Green	77 70					
				40	N	Duke	62 79	109	A	Toledo	58 65					
				51	H	Ohio	75 90	315	H	Tennessee St.	90 51					
				130	H	Cincinnati	75 63	101	A	Western Ky.	86 83					
				103	N	Fordham	70 78	173	H	Vanderbilt	43 60					
				138	A	Missouri St.	54 74	17	A	Butler	47 64					

Non-Div I Games: Urbana

0

0

Ball St.

Average RPI Win:	181	WON-LOST	WINNING	LAST 10	STRENGTH OF	OPP. STRENGTH	TEAM	ADJ.	CONF.	ADJ CONF.
Average RPI Loss:	59	RECORD	PCT. RANK	GAMES	SCHEDULE	OF SCHEDULE	RPI	RPI	RPI	RPI
DIV. I ONLY	10- 5	86	6-4	73	101	62	62	21	21	
DIV. I NON-CONF.	7- 4	109	0- 0	51	37	33	33	20	20	

TOTALS	RPI 1-25	RPI 26-50	W-L RECORDS	RPI 51-100	RPI 101-150	RPI 150+				
10- 5	0- 1	0- 2	OVERALL	2- 0	3- 2	5- 0				
6- 2	0- 0	0- 0	HOME	0- 0	2- 2	4- 0				
4- 3	0- 1	0- 2	AWAY	2- 0	1- 0	1- 0				
0- 0	0- 0	0- 0	NEUTRAL	0- 0	0- 0	0- 0				
7- 4	0- 1	0- 2	NON-CONFERENCE	2- 0	3- 1	2- 0				
3- 1	0- 0	0- 0	HOME	0- 0	2- 1	1- 0				
4- 3	0- 1	0- 2	AWAY	2- 0	1- 0	1- 0				
0- 0	0- 0	0- 0	NEUTRAL	0- 0	0- 0	0- 0				
3- 1	0- 0	0- 0	CONFERENCE	0- 0	0- 1	3- 0				
3- 1	0- 0	0- 0	HOME	0- 0	0- 1	3- 0				
0- 0	0- 0	0- 0	AWAY	0- 0	0- 0	0- 0				
0- 0	0- 0	0- 0	NEUTRAL	0- 0	0- 0	0- 0				

RPI 1-25				RPI 26-50				RPI 51-100				RPI 101+			
RPI	S	Opponent	Score	RPI	S	Opponent	Score	RPI	S	Opponent	Score	RPI	S	Opponent	Score
8	A	NC State	62 77	31	A	Tennessee	76 84	59	A	Middle Tenn.	45 38	105	H	Tennessee Tech	72 77
				44	A	Clemson	62 65	83	A	Wright St.	79 63	109	H	Toledo	69 78
												122	H	Arkansas St.	74 55
												127	H	Tulsa	78 53
												131	A	Chattanooga	67 51
												183	H	Morehead St.	77 50
												194	H	Jacksonville St.	66 52
												267	A	Northern Ky.	71 53
												320	H	Eastern Ky.	69 43
												328	H	Lipscomb	83 43
LAST 12 Division I GAMES:															
320	H	Eastern Ky.	69 43	194	H	Jacksonville St.	66 52								
183	H	Morehead St.	77 50	31	A	Tennessee	76 84								
105	H	Tennessee Tech	72 77	122	H	Arkansas St.	74 55								
109	H	Toledo	69 78	131	A	Chattanooga	67 51								
267	A	Northern Ky.	71 53	328	H	Lipscomb	83 43								
59	A	Middle Tenn.	45 38	44	A	Clemson	62 65								

Non-Div I Games:

Belmont

Average RPI Win:	287	WON-LOST	WINNING	LAST 10	STRENGTH OF	OPP. STRENGTH	TEAM	ADJ.	CONF.	ADJ CONF.
Average RPI Loss:	208	RECORD	PCT. RANK	GAMES	SCHEDULE	OF SCHEDULE	RPI	RPI	RPI	RPI
DIV. I ONLY	6- 7	195	5-5	330	315	249	249	32	32	
DIV. I NON-CONF.	5- 5	162	0- 0	329	241	239	239	32	32	

TOTALS	RPI 1-25	RPI 26-50	W-L RECORDS	RPI 51-100	RPI 101-150	RPI 150+				
6- 7	0- 0	0- 0	OVERALL	0- 0	0- 2	6- 5				
3- 0	0- 0	0- 0	HOME	0- 0	0- 0	3- 0				
2- 7	0- 0	0- 0	AWAY	0- 0	0- 2	2- 5				
1- 0	0- 0	0- 0	NEUTRAL	0- 0	0- 0	1- 0				
5- 5	0- 0	0- 0	NON-CONFERENCE	0- 0	0- 2	5- 3				
3- 0	0- 0	0- 0	HOME	0- 0	0- 0	3- 0				
1- 5	0- 0	0- 0	AWAY	0- 0	0- 2	1- 3				
1- 0	0- 0	0- 0	NEUTRAL	0- 0	0- 0	1- 0				
1- 2	0- 0	0- 0	CONFERENCE	0- 0	0- 0	1- 2				
0- 0	0- 0	0- 0	HOME	0- 0	0- 0	0- 0				
1- 2	0- 0	0- 0	AWAY	0- 0	0- 0	1- 2				
0- 0	0- 0	0- 0	NEUTRAL	0- 0	0- 0	0- 0				

RPI 1-25				RPI 26-50				RPI 51-100				RPI 101+ Team's RPI: 249			
RPI	S	Opponent	Score	RPI	S	Opponent	Score	RPI	S	Opponent	Score	RPI	S	Opponent	Score
												136	A	Charlotte	69 73
												147	A	South Fla.	39 88
												185	A	Georgia St.	57 62
												202	A	Florida	53 64
												221	A	Jacksonville	58 56
												226	A	Howard	40 61
												268	H	Liberty	81 76
												274	H	North Florida	76 60
												279	A	Norfolk St.	50 57
												282	A	Ga. Southern	76 77
												293	N	Kennesaw St.	64 61
												316	H	FIU	68 57
												348	A	N. C. Central	67 50
LAST 12 Division I GAMES:															
279	A	Norfolk St.	50 57	136	A	Charlotte	69 73								
226	A	Howard	40 61	185	A	Georgia St.	57 62								
348	A	N. C. Central	67 50	293	N	Kennesaw St.	64 61								
282	A	Ga. Southern	76 77	274	H	North Florida	76 60								
316	H	FIU	68 57	202	A	Florida	53 64								
147	A	South Fla.	39 88	221	A	Jacksonville	58 56								

Non-Div I Games: Flagler 74 59 Edward Waters 73 46

Bethune-Cookman

Loss, Non-Conf, S Site, H Home A Away N Neutral

Average RPI Win:	289	WON-LOST	WINNING	LAST 10	STRENGTH OF	OPP. STRENGTH	TEAM	ADJ.	CONF.	ADJ CONF.
Average RPI Loss:	160	RECORD	PCT. RANK	GAMES	SCHEDULE	OF SCHEDULE	RPI	RPI	RPI	RPI

DIV. I ONLY	4- 10	272	3-7	120	306	243	243	23	23
DIV. I NON-CONF.	3- 8	267	0- 0	80	297	243	243	23	23

TOTALS	RPI 1-25	RPI 26-50	W-L RECORDS	RPI 51-100	RPI 101-150	RPI 150+			
4- 10	0- 2	0- 0	OVERALL	0- 1	0- 2	4- 5			
3- 3	0- 0	0- 0	HOME	0- 0	0- 2	3- 1			
1- 7	0- 2	0- 0	AWAY	0- 1	0- 0	1- 4			
0- 0	0- 0	0- 0	NEUTRAL	0- 0	0- 0	0- 0			
3- 8	0- 2	0- 0	NON-CONFERENCE	0- 1	0- 1	3- 4			
3- 2	0- 0	0- 0	HOME	0- 0	0- 1	3- 1			
0- 6	0- 2	0- 0	AWAY	0- 1	0- 0	0- 3			
0- 0	0- 0	0- 0	NEUTRAL	0- 0	0- 0	0- 0			
1- 2	0- 0	0- 0	CONFERENCE	0- 0	0- 1	1- 1			
0- 1	0- 0	0- 0	HOME	0- 0	0- 1	0- 0			
1- 1	0- 0	0- 0	AWAY	0- 0	0- 0	1- 1			
0- 0	0- 0	0- 0	NEUTRAL	0- 0	0- 0	0- 0			

RPI 1-25				RPI 26-50				RPI 51-100				RPI 101+ Team's RPI: 243			
RPI	S	Opponent	Score	RPI	S	Opponent	Score	RPI	S	Opponent	Score	RPI	S	Opponent	Score
1	A	Notre Dame	53 103					51	A	Ohio	49 86	118	H	Lehigh	55 65
13	A	Marquette	40 93									134	H	Stony Brook	56 65
												195	H	Cornell	72 61
												205	H	Rider	57 62
												225	A	Dartmouth	39 63
												230	A	Niagara	72 79
												296	A	Albany (NY)	56 61
												301	A	New Hampshire	71 62
												309	H	Army West Point	60 47
												327	A	Lafayette	50 59
												349	H	Fairleigh Dickinson	73 54
LAST 12 Division I GAMES:															
134	H	Stony Brook	56 65	225	A	Dartmouth	39 63								
301	A	New Hampshire	71 62	13	A	Marquette	40 93								
296	A	Albany (NY)	56 61	1	A	Notre Dame	53 103								
309	H	Army West Point	60 47	205	H	Rider	57 62								
118	H	Lehigh	55 65	230	A	Niagara	72 79								
51	A	Ohio	49 86	349	H	Fairleigh Dickinson	73 54								

Non-Div I Games: Charleston (WV) 69 62 Caldwell 73 54

Binghamton

Average RPI Win: 163

Average RPI Loss: 51

WON-LOST
RECORDWINNING
PCT. RANKLAST 10
GAMESSTRENGTH OF
SCHEDULEOPP. STRENGTH
OF SCHEDULETEAM
RPIADJ.
RPICONF.
RPIADJ CONF.
RPIDIV. I ONLY
DIV. I NON-CONF.10- 2
7- 224
599-1
1- 0215
19112
758
6258
6212
1112
11

TOTALS

RPI 1-25

RPI 26-50

W-L RECORDS

RPI 51-100

RPI 101-150

RPI 150+

10- 2

0- 1

0- 0

OVERALL

3- 1

1- 0

6- 0

5- 1

0- 1

0- 0

HOME

1- 0

0- 0

4- 0

2- 1

0- 0

0- 0

AWAY

1- 1

0- 0

1- 0

3- 0

0- 0

0- 0

NEUTRAL

1- 0

1- 0

1- 0

7- 2

0- 1

0- 0

NON-CONFERENCE

2- 1

1- 0

4- 0

3- 1

0- 1

0- 0

HOME

0- 0

0- 0

3- 0

1- 1

0- 0

0- 0

AWAY

1- 1

0- 0

0- 0

3- 0

0- 0

0- 0

NEUTRAL

1- 0

1- 0

1- 0

3- 0

0- 0

0- 0

CONFERENCE

1- 0

0- 0

2- 0

2- 0

0- 0

0- 0

HOME

1- 0

0- 0

1- 0

1- 0

0- 0

0- 0

AWAY

0- 0

0- 0

1- 0

0- 0

0- 0

0- 0

NEUTRAL

0- 0

0- 0

0- 0

RPI 1-25

RPI 26-50

RPI 51-100

Team's RPI: 58

RPI 101+

RPI	S	Opponent	Score
6	H	Louisville	55 74

RPI	S	Opponent	Score
-----	---	----------	-------

RPI	S	Opponent	Score
65	H	Wyoming	72 64
69	N	UNI	61 60
95	A	Washington St.	71 95
100	A	Washington	73 69

RPI	S	Opponent	Score
106	N	Idaho	91 85
161	H	CSUN	74 63
190	H	Eastern Wash.	67 55
199	H	Southern Utah	88 53
204	A	San Diego St.	69 66
231	N	Saint Francis (PA)	78 64
307	H	San Jose St.	99 68

LAST 12 Division I GAMES:

100	A	Washington	73	69	65	H	Wyoming	72	64
307	H	San Jose St.	99	68	199	H	Southern Utah	88	53
204	A	San Diego St.	69	66	231	N	Saint Francis (PA)	78	64
106	N	Idaho	91	85	190	H	Eastern Wash.	67	55
6	H	Louisville	55	74	95	A	Washington St.	71	95
161	H	CSUN	74	63	69	N	UNI	61	60

Non-Div I Games: Southern Ore. 91 46 Northwest Chrst. 93 26

Boi se St.

Loss, Non-Conf, S Site, H Home A Away N Neutral

Average RPI Win:	207	WON-LOST	WINNING	LAST 10	STRENGTH OF	OPP. STRENGTH	TEAM	ADJ.	CONF.	ADJ CONF.
Average RPI Loss:	62	RECORD	PCT. RANK	GAMES	SCHEDULE	OF SCHEDULE	RPI	RPI	RPI	RPI
DIV. I ONLY	13- 4	50	7-3	101	176	79	79	1	1	
DIV. I NON-CONF.	11- 2	33	1- 0	195	289	91	91	1	1	

TOTALS	RPI 1-25	RPI 26-50	W-L RECORDS	RPI 51-100	RPI 101-150	RPI 150+				
13- 4	0- 1	0- 1	OVERALL	2- 1	2- 1	9- 0				
7- 4	0- 1	0- 1	HOME	0- 1	1- 1	6- 0				
4- 0	0- 0	0- 0	AWAY	2- 0	1- 0	1- 0				
2- 0	0- 0	0- 0	NEUTRAL	0- 0	0- 0	2- 0				
11- 2	0- 0	0- 0	NON-CONFERENCE	0- 1	2- 1	9- 0				
7- 2	0- 0	0- 0	HOME	0- 1	1- 1	6- 0				
2- 0	0- 0	0- 0	AWAY	0- 0	1- 0	1- 0				
2- 0	0- 0	0- 0	NEUTRAL	0- 0	0- 0	2- 0				
2- 2	0- 1	0- 1	CONFERENCE	2- 0	0- 0	0- 0				
0- 2	0- 1	0- 1	HOME	0- 0	0- 0	0- 0				
2- 0	0- 0	0- 0	AWAY	2- 0	0- 0	0- 0				
0- 0	0- 0	0- 0	NEUTRAL	0- 0	0- 0	0- 0				

RPI 1-25				RPI 26-50				RPI 51-100				Team's RPI : 79				RPI 101+			
RPI	S	Opponent	Score	RPI	S	Opponent	Score	RPI	S	Opponent	Score	RPI	S	Opponent	Score	RPI	S	Opponent	Score
8	H	NC State	69 85	34	H	Georgia Tech	76 81	84	A	Pittsburgh	59 55	108	H	Providence	57 61				
								91	A	Wake Forest	65 64	120	H	Boston U.	78 51				
								97	H	Minnesota	69 77	124	A	Houston	64 57				
												184	A	Rhode Island	88 64				
												205	N	Rider	112 61				
												225	H	Dartmouth	99 68				
												247	H	Holy Cross	89 63				
												255	H	Columbia	74 60				
												257	H	Campbell	76 56				
												277	H	Bryant	83 46				
												302	H	Saint Peter's	89 57				
												314	N	Loyola Maryland	73 47				
LAST 12 Division I GAMES:																			
205	N	Rider	112 61	8	H	NC State	69 85	225	H	Dartmouth	99 68								
84	A	Pittsburgh	59 55	34	H	Georgia Tech	76 81	257	H	Campbell	76 56								
91	A	Wake Forest	65 64					120	H	Boston U.	78 51								
277	H	Bryant	83 46					97	H	Minnesota	69 77								
255	H	Columbia	74 60																
108	H	Providence	57 61																

Non-Div I Games:

Boston College

Average RPI Win: 227

Average RPI Loss: 116

WON-LOST
RECORDWINNING
PCT. RANKLAST 10
GAMESSTRENGTH OF
SCHEDULEOPP. STRENGTH
OF SCHEDULETEAM
RPIADJ.
RPICONF.
RPIADJ CONF.
RPIDIV. I ONLY
DIV. I NON-CONF.8- 6
4- 6126
2126-4
0- 0151
150210
187120
204120
20420
2420
24

TOTALS

RPI 1-25

RPI 26-50

W-L RECORDS

RPI 51-100

RPI 101-150

RPI 150+

8- 6

0- 0

0- 1

OVERALL

1- 2

1- 1

6- 2

6- 0

0- 0

0- 0

HOME

0- 0

1- 0

5- 0

2- 6

0- 0

0- 1

AWAY

1- 2

0- 1

1- 2

0- 0

0- 0

0- 0

NEUTRAL

0- 0

0- 0

0- 0

4- 6

0- 0

0- 1

NON-CONFERENCE

0- 2

0- 1

4- 2

4- 0

0- 0

0- 0

HOME

0- 0

0- 0

4- 0

0- 6

0- 0

0- 1

AWAY

0- 2

0- 1

0- 2

0- 0

0- 0

0- 0

NEUTRAL

0- 0

0- 0

0- 0

4- 0

0- 0

0- 0

CONFERENCE

1- 0

1- 0

2- 0

2- 0

0- 0

0- 0

HOME

0- 0

1- 0

1- 0

2- 0

0- 0

0- 0

AWAY

1- 0

0- 0

1- 0

0- 0

0- 0

0- 0

NEUTRAL

0- 0

0- 0

0- 0

RPI 1-25

RPI 26-50

RPI 51-100

RPI 101+

Team's RPI: 120

RPI S Opponent Score

RPI S Opponent Score

RPI S Opponent Score

RPI S Opponent Score

29 A Northeastern 51 81

66 A Bucknell 70 62

116 A Marist 57 68

67 A Harvard 47 67

118 H Lehigh 58 45

79 A Boston College 51 78

181 A Massachusetts 55 66

196 H Delaware 72 61

225 A Dartmouth 44 64

238 H Brown 72 51

277 H Bryant 67 65

301 H New Hampshire 60 39

309 H Army West Point 63 51

314 A Loyola Maryland 64 62

LAST 12 Division I GAMES:

118 H Lehigh 58 45

309 H Army West Point 63 51

314 A Loyola Maryland 64 62

67 A Harvard 47 67

66 A Bucknell 70 62

79 A Boston College 51 78

301 H New Hampshire 60 39

181 A Massachusetts 55 66

277 H Bryant 67 65

225 A Dartmouth 44 64

116 A Marist 57 68

196 H Delaware 72 61

Boston U.

Boston U.

Non-Div I Games:

Boston U.

Loss, Non-Conf, S Site, H Home A Away N Neutral

Average RPI Win: 283

Average RPI Loss: 174

WON-LOST
RECORDWINNING
PCT. RANKLAST 10
GAMESSTRENGTH OF
SCHEDULEOPP. STRENGTH
OF SCHEDULETEAM
RPIADJ.
RPICONF.
RPIADJ CONF.
RPIDIV. I ONLY
DIV. I NON-CONF.6- 7
6- 4195
1254-6
0- 0223
243332
323206
170206
1708
88
8

TOTALS

RPI 1-25

RPI 26-50

W-L RECORDS

RPI 51-100

RPI 101-150

RPI 150+

6- 7 0- 0
4- 1 0- 0
2- 5 0- 0
0- 1 0- 00- 1
0- 0
0- 1
0- 0OVERALL
HOME
AWAY
NEUTRAL0- 0
0- 0
0- 0
0- 00- 0
0- 0
0- 0
0- 06- 6
4- 1
2- 4
0- 16- 4 0- 0
4- 0 0- 0
2- 3 0- 0
0- 1 0- 00- 1
0- 0
0- 1
0- 0NON-CONFERENCE
HOME
AWAY
NEUTRAL0- 0
0- 0
0- 0
0- 00- 0
0- 0
0- 0
0- 06- 3
4- 0
2- 2
0- 10- 3 0- 0
0- 1 0- 0
0- 2 0- 0
0- 0 0- 00- 0
0- 0
0- 0
0- 0CONFERENCE
HOME
AWAY
NEUTRAL0- 0
0- 0
0- 0
0- 00- 0
0- 0
0- 0
0- 00- 3
0- 1
0- 2
0- 0

RPI 1-25

RPI S Opponent Score

RPI 26-50

RPI S Opponent Score
32 A Michigan St. 69 99

RPI 51-100

RPI S Opponent Score

RPI 101+

Team's RPI: 206

RPI	S	Opponent	Score
155	A	Akron	71 74
166	A	Xavier	49 65
174	N	Mercer	63 76
191	A	Ball St.	70 77
207	A	Coastal Caro.	80 81
237	H	Loyola Chi cago	88 74
259	H	Robert Morris	61 60
263	H	Marshall	99 76
294	H	Western Mich.	82 84
299	A	Canisius	74 53
306	A	Valparaiso	79 72
332	H	Detroit Mercy	79 73

LAST 12 Division I GAMES:

155	A	Akron	71 74	306	A	Valparaiso	79 72
191	A	Ball St.	70 77	332	H	Detroit Mercy	79 73
294	H	Western Mich.	82 84	299	A	Canisius	74 53
237	H	Loyola Chi cago	88 74	166	A	Xavier	49 65
259	H	Robert Morris	61 60	174	N	Mercer	63 76
263	H	Marshall	99 76	207	A	Coastal Caro.	80 81

Bowling Green

Bowling Green

Non-Div I Games: Davis & Elkins 63 28

Bowling Green

Loss, Non-Conf, S Site, H Home A Away N Neutral

Average RPI	Win: 257	WON-LOST	WINNING	LAST 10	STRENGTH OF	OPP. STRENGTH	TEAM	ADJ.	CONF.	ADJ CONF.
Average RPI	Loss: 43	RECORD	PCT. RANK	GAMES	SCHEDULE	OF SCHEDULE	RPI	RPI	RPI	RPI
DIV. I ONLY	11- 3	43	7-3	339	97	172	172	13	13	
DIV. I NON-CONF.	9- 1	31	1- 0	345	104	143	143	14	14	

TOTALS	RPI 1-25	RPI 26-50	W-L RECORDS	RPI 51-100	RPI 101-150	RPI 150+				
11- 3	0- 1	0- 1	OVERALL	0- 1	1- 0	10- 0				
5- 2	0- 1	0- 0	HOME	0- 1	0- 0	5- 0				
5- 1	0- 0	0- 1	AWAY	0- 0	1- 0	4- 0				
1- 0	0- 0	0- 0	NEUTRAL	0- 0	0- 0	1- 0				
9- 1	0- 0	0- 1	NON-CONFERENCE	0- 0	0- 0	9- 0				
5- 0	0- 0	0- 0	HOME	0- 0	0- 0	5- 0				
3- 1	0- 0	0- 1	AWAY	0- 0	0- 0	3- 0				
1- 0	0- 0	0- 0	NEUTRAL	0- 0	0- 0	1- 0				
2- 2	0- 1	0- 0	CONFERENCE	0- 1	1- 0	1- 0				
0- 2	0- 1	0- 0	HOME	0- 1	0- 0	0- 0				
2- 0	0- 0	0- 0	AWAY	0- 0	1- 0	1- 0				
0- 0	0- 0	0- 0	NEUTRAL	0- 0	0- 0	0- 0				

RPI 1-25				RPI 26-50				RPI 51-100				RPI 101+ Team's RPI: 172			
RPI	S	Opponent	Score	RPI	S	Opponent	Score	RPI	S	Opponent	Score	RPI	S	Opponent	Score
14	H	Drake	63 92	45	A	Purdue	61 74	69	H	UNI	78 81	146	A	Indiana St.	61 45
												196	N	Delaware	59 47
												222	H	Southeast Mo. St.	85 79
												223	H	Eastern Ill.	67 64
												228	H	Western Ill.	82 68
												260	A	Cleveland St.	67 65
												275	A	Fla. Atlantic	80 59
												284	H	Oakland	73 64
												303	A	Omaha	80 60
												342	H	Chicago St.	89 59
												344	A	Evansville	75 68
LAST 12 Division I GAMES:															
275	A	Fla. Atlantic	80 59	69	H	UNI	78 81	14	H	Drake	63 92	342	H	Chicago St.	89 59
146	A	Indiana St.	61 45	45	A	Purdue	61 74	260	A	Cleveland St.	67 65	303	A	Omaha	80 60
344	A	Evansville	75 68	228	H	Western Ill.	82 68								
228	H	Western Ill.	82 68	284	H	Oakland	73 64								
284	H	Oakland	73 64	223	H	Eastern Ill.	67 64								

Non-Div I Games: Rockhurst 83 40

Bradley

Average RPI Win:	295	WON-LOST	WINNING	LAST 10	STRENGTH OF	OPP. STRENGTH	TEAM	ADJ.	CONF.	ADJ CONF.
Average RPI Loss:	131	RECORD	PCT. RANK	GAMES	SCHEDULE	OF SCHEDULE	RPI	RPI	RPI	RPI
DIV. I ONLY	6- 8	209	4-6	285	214	238	238	11	11	
DIV. I NON-CONF.	6- 8	199	0- 1	285	225	248	248	10	10	

TOTALS	RPI 1-25	RPI 26-50	W-L RECORDS	RPI 51-100	RPI 101-150	RPI 150+				
6- 8	0- 1	0- 0	OVERALL	0- 2	0- 2	6- 3				
3- 2	0- 0	0- 0	HOME	0- 1	0- 0	3- 1				
2- 6	0- 1	0- 0	AWAY	0- 1	0- 2	2- 2				
1- 0	0- 0	0- 0	NEUTRAL	0- 0	0- 0	1- 0				
6- 8	0- 1	0- 0	NON-CONFERENCE	0- 2	0- 2	6- 3				
3- 2	0- 0	0- 0	HOME	0- 1	0- 0	3- 1				
2- 6	0- 1	0- 0	AWAY	0- 1	0- 2	2- 2				
1- 0	0- 0	0- 0	NEUTRAL	0- 0	0- 0	1- 0				
0- 0	0- 0	0- 0	CONFERENCE	0- 0	0- 0	0- 0				
0- 0	0- 0	0- 0	HOME	0- 0	0- 0	0- 0				
0- 0	0- 0	0- 0	AWAY	0- 0	0- 0	0- 0				
0- 0	0- 0	0- 0	NEUTRAL	0- 0	0- 0	0- 0				

RPI 1-25				RPI 26-50				RPI 51-100				RPI 101+				Team's RPI: 238
RPI	S	Opponent	Score	RPI	S	Opponent	Score	RPI	S	Opponent	Score	RPI	S	Opponent	Score	
20	A	Rutgers	52 73					66	H	Bucknell	78 91	114	A	Northern Ill.	102 109	
								85	A	Maine	96 102	120	A	Boston U.	51 72	
												181	H	Massachusetts	61 90	
												184	A	Rhode Island	67 72	
												247	A	Holy Cross	89 85	
												277	A	Bryant	57 75	
												277	N	Bryant	84 68	
												298	H	Fairfield	68 49	
												301	H	New Hampshire	76 70	
												304	H	Central Conn. St.	68 63	
												342	A	Chicago St.	90 65	
LAST 12 Division I GAMES:																
184	A	Rhode Island	67 72	342	A	Chicago St.	90 65									
20	A	Rutgers	52 73	85	A	Maine	96 102									
114	A	Northern Ill.	102 109	277	N	Bryant	84 68									
247	A	Holy Cross	89 85	66	H	Bucknell	78 91									
301	H	New Hampshire	76 70	181	H	Massachusetts	61 90									
120	A	Boston U.	51 72	298	H	Fairfield	68 49									

Non-Div I Games: Johnson & Wales (RI) 78 46 Adelphi 75 62

Brown

Average RPI Win:	276	WON-LOST	WINNING	LAST 10	STRENGTH OF	OPP. STRENGTH	TEAM	ADJ.	CONF.	ADJ CONF.
Average RPI Loss:	177	RECORD	PCT. RANK	GAMES	SCHEDULE	OF SCHEDULE	RPI	RPI	RPI	RPI
DIV. I ONLY	4- 11	283	2-8	206	325	277	277	31	31	
DIV. I NON-CONF.	2- 9	297	0- 1	151	255	278	278	31	31	

TOTALS	RPI 1-25	RPI 26-50	W-L RECORDS	RPI 51-100	RPI 101-150	RPI 150+				
4- 11	0- 0	0- 0	OVERALL	0- 2	0- 4	4- 5				
2- 3	0- 0	0- 0	HOME	0- 1	0- 0	2- 2				
2- 6	0- 0	0- 0	AWAY	0- 1	0- 3	2- 2				
0- 2	0- 0	0- 0	NEUTRAL	0- 0	0- 1	0- 1				
2- 9	0- 0	0- 0	NON-CONFERENCE	0- 2	0- 4	2- 3				
1- 2	0- 0	0- 0	HOME	0- 1	0- 0	1- 1				
1- 5	0- 0	0- 0	AWAY	0- 1	0- 3	1- 1				
0- 2	0- 0	0- 0	NEUTRAL	0- 0	0- 1	0- 1				
2- 2	0- 0	0- 0	CONFERENCE	0- 0	0- 0	2- 2				
1- 1	0- 0	0- 0	HOME	0- 0	0- 0	1- 1				
1- 1	0- 0	0- 0	AWAY	0- 0	0- 0	1- 1				
0- 0	0- 0	0- 0	NEUTRAL	0- 0	0- 0	0- 0				

RPI 1-25				RPI 26-50				RPI 51-100				RPI 101+ Team's RPI: 277					
RPI	S	Opponent	Score	RPI	S	Opponent	Score	RPI	S	Opponent	Score	RPI	S	Opponent	Score		
								79	A	Boston College	46	83	107	A	Hartford	57	67
								85	H	Maine	57	74	108	N	Providence	64	72
													120	A	Boston U.	65	67
													135	A	West Virginia	48	94
													234	A	Mt. St. Mary's	73	68
													236	A	Sacred Heart	48	49
													238	H	Brown	75	57
													238	N	Brown	68	84
													247	H	Holy Cross	62	81
													280	A	UMass Lowell	58	57
													286	H	St. Francis Brooklyn	55	60
													301	A	New Hampshire	74	79
													350	H	LIU Brooklyn	69	62

LAST 12 Division I GAMES:																	
				108	N	Providence	64	72	286	H	St. Francis Brooklyn	55	60				
				236	A	Sacred Heart	48	49	350	H	LIU Brooklyn	69	62				
				234	A	Mt. St. Mary's	73	68	247	H	Holy Cross	62	81				
				301	A	New Hampshire	74	79	107	A	Hartford	57	67				
				120	A	Boston U.	65	67	79	A	Boston College	46	83				
				135	A	West Virginia	48	94	238	N	Brown	68	84				

Non-Div I Games:

Bryant

Average RPI Win:	222	WON-LOST	WINNING	LAST 10	STRENGTH OF	OPP. STRENGTH	TEAM	ADJ.	CONF.	ADJ CONF.
Average RPI Loss:	73	RECORD	PCT. RANK	GAMES	SCHEDULE	OF SCHEDULE	RPI	RPI	RPI	RPI
DIV. I ONLY	12- 4	53	8-2	165	161	66	66	20	20	
DIV. I NON-CONF.	9- 3	62	0- 0	143	84	42	42	24	24	

TOTALS	RPI 1-25	RPI 26-50	W-L RECORDS	RPI 51-100	RPI 101-150	RPI 150+				
12- 4	0- 2	0- 0	OVERALL	1- 0	2- 1	9- 1				
5- 1	0- 0	0- 0	HOME	1- 0	2- 1	2- 0				
5- 3	0- 2	0- 0	AWAY	0- 0	0- 0	5- 1				
2- 0	0- 0	0- 0	NEUTRAL	0- 0	0- 0	2- 0				
9- 3	0- 2	0- 0	NON-CONFERENCE	1- 0	1- 0	7- 1				
4- 0	0- 0	0- 0	HOME	1- 0	1- 0	2- 0				
3- 3	0- 2	0- 0	AWAY	0- 0	0- 0	3- 1				
2- 0	0- 0	0- 0	NEUTRAL	0- 0	0- 0	2- 0				
3- 1	0- 0	0- 0	CONFERENCE	0- 0	1- 1	2- 0				
1- 1	0- 0	0- 0	HOME	0- 0	1- 1	0- 0				
2- 0	0- 0	0- 0	AWAY	0- 0	0- 0	2- 0				
0- 0	0- 0	0- 0	NEUTRAL	0- 0	0- 0	0- 0				

RPI	S	Opponent	Score	RPI	S	Opponent	Score	RPI	S	Opponent	Score	RPI	S	Opponent	Score
4	A	Syracuse	56 70					70	H	Quinnipiac	75 58	119	H	Youngstown St.	73 68
10	A	Iowa St.	61 86									120	H	Boston U.	62 70
												144	H	American	71 56
												157	A	Drexel	42 64
												181	N	Massachusetts	77 58
												205	H	Rider	80 59
												214	A	St. Bonaventure	77 46
												238	A	Brown	91 78
												241	A	Monmouth	70 32
												298	N	Fairfield	77 54
												309	A	Army West Point	66 52
												312	H	Iona	81 43
												327	A	Lafayette	56 47

LAST 12 Division I GAMES:															
327	A	Lafayette	56 47	144	H	American	71 56								
309	A	Army West Point	66 52	10	A	Iowa St.	61 86								
120	H	Boston U.	62 70	119	H	Youngstown St.	73 68								
238	A	Brown	91 78	205	H	Rider	80 59								
298	N	Fairfield	77 54	312	H	Iona	81 43								
181	N	Massachusetts	77 58	214	A	St. Bonaventure	77 46								

Non-Div I Games:

Bucknell I

Average RPI	Win: 200	WON-LOST	WINNING	LAST 10	STRENGTH OF	OPP. STRENGTH	TEAM	ADJ.	CONF.	ADJ CONF.
Average RPI	Loss: 39	RECORD	PCT. RANK	GAMES	SCHEDULE	OF SCHEDULE	RPI	RPI	RPI	RPI
DIV. I ONLY	10- 4	69	7-3	60	135	37	37	8	8	
DIV. I NON-CONF.	8- 3	72	0- 0	131	70	46	46	8	8	

TOTALS	RPI 1-25	RPI 26-50	W-L RECORDS	RPI 51-100	RPI 101-150	RPI 150+				
10- 4	0- 2	1- 0	OVERALL	1- 2	1- 0	7- 0				
2- 2	0- 1	0- 0	HOME	0- 1	0- 0	2- 0				
6- 2	0- 1	0- 0	AWAY	0- 1	1- 0	5- 0				
2- 0	0- 0	1- 0	NEUTRAL	1- 0	0- 0	0- 0				
8- 3	0- 2	1- 0	NON-CONFERENCE	1- 1	0- 0	6- 0				
2- 1	0- 1	0- 0	HOME	0- 0	0- 0	2- 0				
4- 2	0- 1	0- 0	AWAY	0- 1	0- 0	4- 0				
2- 0	0- 0	1- 0	NEUTRAL	1- 0	0- 0	0- 0				
2- 1	0- 0	0- 0	CONFERENCE	0- 1	1- 0	1- 0				
0- 1	0- 0	0- 0	HOME	0- 1	0- 0	0- 0				
2- 0	0- 0	0- 0	AWAY	0- 0	1- 0	1- 0				
0- 0	0- 0	0- 0	NEUTRAL	0- 0	0- 0	0- 0				

RPI	S	Opponent	Score
2	H	Stanford	55 62
5	A	Oregon	82 102

RPI	S	Opponent	Score
27	N	South Dakota St.	61 55

RPI	S	Opponent	Score
51	H	Ohio	71 74
93	N	Georgetown	73 64
99	A	Dayton	59 72

RPI	S	Opponent	Score
140	A	Miami (OH)	66 59
214	H	St. Bonaventure	90 43
219	A	Eastern Mich.	91 84
225	A	Dartmouth	75 69
230	H	Niagara	88 61
251	A	UMES	69 63
299	A	Canisius	84 66
304	A	Central Conn. St.	82 69

LAST 12 Division I GAMES:

140	A	Miami (OH)	66 59	214	H	St. Bonaventure	90 43
219	A	Eastern Mich.	91 84	2	H	Stanford	55 62
51	H	Ohio	71 74	225	A	Dartmouth	75 69
27	N	South Dakota St.	61 55	99	A	Dayton	59 72
93	N	Georgetown	73 64	299	A	Canisius	84 66
5	A	Oregon	82 102	304	A	Central Conn. St.	82 69

Non-Div I Games:

Buffalo

Average RPI Win: **165**
 Average RPI Loss: **16**

WON-LOST
RECORD

WINNING
PCT. RANK

LAST 10
GAMES

STRENGTH OF
SCHEDULE

OPP. STRENGTH
OF SCHEDULE

TEAM
RPI

ADJ.
RPI

CONF.
RPI

ADJ CONF.
RPI

DIV. I ONLY	15- 1	5	9-1	92	96	17	17	5	5
DIV. I NON-CONF.	10- 1	19	0- 0	153	157	29	29	4	4
TOTALS	RPI 1-25	RPI 26-50	W-L RECORDS	RPI 51-100	RPI 101-150	RPI 150+			
15- 1	0- 1	0- 0	OVERALL	4- 0	2- 0	9- 0			
9- 0	0- 0	0- 0	HOME	2- 0	1- 0	6- 0			
4- 1	0- 1	0- 0	AWAY	2- 0	0- 0	2- 0			
2- 0	0- 0	0- 0	NEUTRAL	0- 0	1- 0	1- 0			
10- 1	0- 1	0- 0	NON-CONFERENCE	0- 0	2- 0	8- 0			
7- 0	0- 0	0- 0	HOME	0- 0	1- 0	6- 0			
1- 1	0- 1	0- 0	AWAY	0- 0	0- 0	1- 0			
2- 0	0- 0	0- 0	NEUTRAL	0- 0	1- 0	1- 0			
5- 0	0- 0	0- 0	CONFERENCE	4- 0	0- 0	1- 0			
2- 0	0- 0	0- 0	HOME	2- 0	0- 0	0- 0			
3- 0	0- 0	0- 0	AWAY	2- 0	0- 0	1- 0			
0- 0	0- 0	0- 0	NEUTRAL	0- 0	0- 0	0- 0			

RPI	S	Opponent	Score	RPI	S	Opponent	Score	RPI	S	Opponent	Score	RPI	S	Opponent	Score
16	A	Indiana	46 66					53	A	Villanova	63 55	102	N	Ohio St.	66 53
								87	H	Seton Hall	62 59	146	H	Indiana St.	72 49
								93	A	Georgetown	59 50	155	A	Akron	63 47
								98	H	St. John's (NY)	66 45	166	A	Xavier	63 41
												178	H	Illinois St.	58 56
												191	H	Ball St.	64 47
												219	N	Eastern Mich.	73 63
												223	H	Eastern Ill.	72 37
												228	H	Western Ill.	92 51
												252	H	Murray St.	86 65
												280	H	UMass Lowell	89 36
LAST 12 Division I GAMES:															
166	A	Xavier	63 41	93	A	Georgetown	59 50								
98	H	St. John's (NY)	66 45	53	A	Villanova	63 55								
87	H	Seton Hall	62 59	219	N	Eastern Mich.	73 63								
16	A	Indiana	46 66	102	N	Ohio St.	66 53								
191	H	Ball St.	64 47	146	H	Indiana St.	72 49								
178	H	Illinois St.	58 56	155	A	Akron	63 47								

Butler

Butler

Non-Div I Games:

Butler

Average RPI Win:	244	WON-LOST	WINNING	LAST 10	STRENGTH OF	OPP. STRENGTH	TEAM	ADJ.	CONF.	ADJ CONF.
Average RPI Loss:	213	RECORD	PCT. RANK	GAMES	SCHEDULE	OF SCHEDULE	RPI	RPI	RPI	RPI
DIV. I ONLY	4- 11	283	2-8	282	312	290	290	30	30	
DIV. I NON-CONF.	2- 9	297	0- 0	248	308	305	305	30	30	

TOTALS	RPI 1-25	RPI 26-50	W-L RECORDS	RPI 51-100	RPI 101-150	RPI 150+				
4- 11	0- 0	0- 1	OVERALL	1- 0	0- 1	3- 9				
2- 2	0- 0	0- 0	HOME	1- 0	0- 0	1- 2				
2- 9	0- 0	0- 1	AWAY	0- 0	0- 1	2- 7				
0- 0	0- 0	0- 0	NEUTRAL	0- 0	0- 0	0- 0				
2- 9	0- 0	0- 1	NON-CONFERENCE	1- 0	0- 1	1- 7				
1- 1	0- 0	0- 0	HOME	1- 0	0- 0	0- 1				
1- 8	0- 0	0- 1	AWAY	0- 0	0- 1	1- 6				
0- 0	0- 0	0- 0	NEUTRAL	0- 0	0- 0	0- 0				
2- 2	0- 0	0- 0	CONFERENCE	0- 0	0- 0	2- 2				
1- 1	0- 0	0- 0	HOME	0- 0	0- 0	1- 1				
1- 1	0- 0	0- 0	AWAY	0- 0	0- 0	1- 1				
0- 0	0- 0	0- 0	NEUTRAL	0- 0	0- 0	0- 0				

RPI 1-25				RPI 26-50				RPI 51-100				RPI 101+ Team's RPI: 290			
RPI	S	Opponent	Score	RPI	S	Opponent	Score	RPI	S	Opponent	Score	RPI	S	Opponent	Score
				33	A	Oregon St.	52 92	83	H	Wright St.	76 74	132	A	UC Irvine	78 85
												186	H	New Mexico St.	59 61
												200	A	North Texas	59 71
												208	A	Cal St. Fullerton	56 64
												210	H	UC Riverside	67 79
												233	A	SMU	43 49
												242	H	UTRGV	68 63
												258	A	Utah Valley	70 78
												273	A	UTEP	47 53
												303	A	Omaha	46 53
												307	A	San Jose St.	72 82
												317	A	UC Santa Barbara	56 48
												335	A	Seattle U	70 60
LAST 12 Division I GAMES:															
186	H	New Mexico St.	59 61	335	A	Seattle U	70 60								
242	H	UTRGV	68 63	210	H	UC Riverside	67 79								
258	A	Utah Valley	70 78	33	A	Oregon St.	52 92								
208	A	Cal St. Fullerton	56 64	200	A	North Texas	59 71								
132	A	UC Irvine	78 85	233	A	SMU	43 49								
307	A	San Jose St.	72 82	303	A	Omaha	46 53								

Non-Div I Games: Whittier 74 46 Westcliff 91 37

Average RPI	Win: 239	WON-LOST	WINNING	LAST 10	STRENGTH OF	OPP. STRENGTH	TEAM	ADJ.	CONF.	ADJ CONF.
Average RPI	Loss: 66	RECORD	PCT. RANK	GAMES	SCHEDULE	OF SCHEDULE	RPI	RPI	RPI	RPI
DIV. I ONLY	7- 9	203	5-5	115	72	161	161	22	22	
DIV. I NON-CONF.	6- 8	199	0- 1	119	31	146	146	21	21	

TOTALS	RPI 1-25	RPI 26-50	W-L RECORDS	RPI 51-100	RPI 101-150	RPI 150+				
7- 9	0- 3	0- 0	OVERALL	1- 3	0- 3	6- 0				
5- 2	0- 0	0- 0	HOME	1- 1	0- 1	4- 0				
2- 7	0- 3	0- 0	AWAY	0- 2	0- 2	2- 0				
0- 0	0- 0	0- 0	NEUTRAL	0- 0	0- 0	0- 0				
6- 8	0- 3	0- 0	NON-CONFERENCE	1- 3	0- 2	5- 0				
4- 2	0- 0	0- 0	HOME	1- 1	0- 1	3- 0				
2- 6	0- 3	0- 0	AWAY	0- 2	0- 1	2- 0				
0- 0	0- 0	0- 0	NEUTRAL	0- 0	0- 0	0- 0				
1- 1	0- 0	0- 0	CONFERENCE	0- 0	0- 1	1- 0				
1- 0	0- 0	0- 0	HOME	0- 0	0- 0	1- 0				
0- 1	0- 0	0- 0	AWAY	0- 0	0- 1	0- 0				
0- 0	0- 0	0- 0	NEUTRAL	0- 0	0- 0	0- 0				

RPI	S	Opponent	Score	RPI	S	Opponent	Score	RPI	S	Opponent	Score	RPI	S	Opponent	Score	Team's RPI: 161
2	A	Stanford	43 69					58	A	Boise St.	63 74	106	A	Idaho	73 88	
14	A	Drake	63 73					61	A	Southern Cal i forni a	42 58	126	H	Loyol a Marymount	53 72	
24	A	Cal i forni a	42 67					67	H	Harvard	55 75	132	A	UC Irvi ne	61 65	
								95	H	Washi ngton St.	65 52	158	A	Santa Clara	53 38	
												204	H	San Diego St.	77 74	
												292	H	Cal i forni a Baptist	73 67	
												303	A	Omaha	64 52	
												307	H	San Jose St.	76 40	
												317	H	UC Santa Barbara	73 65	

LAST 12 Division I GAMES:																
67	H	Harvard	55 75	2	A	Stanford	43 69	307	H	San Jose St.	76 40					
132	A	UC Irvine	61 65	61	A	Southern Cal i forni a	42 58	204	H	San Diego St.	77 74					
317	H	UC Santa Barbara	73 65	126	H	Loyol a Marymount	53 72	24	A	Cal i forni a	42 67					
158	A	Santa Clara	53 38													
292	H	Cal i forni a Baptist	73 67													
95	H	Washi ngton St.	65 52													

Non-Div I Games:

CSUN

Average RPI Win:	281	WON-LOST	WINNING	LAST 10	STRENGTH OF	OPP. STRENGTH	TEAM	ADJ.	CONF.	ADJ CONF.
Average RPI Loss:	129	RECORD	PCT. RANK	GAMES	SCHEDULE	OF SCHEDULE	RPI	RPI	RPI	RPI
DIV. I ONLY	3- 9	291	3-7	246	130	291	291	22	22	
DIV. I NON-CONF.	2- 8	293	0- 0	279	65	306	306	21	21	

TOTALS	RPI 1-25	RPI 26-50	W-L RECORDS	RPI 51-100	RPI 101-150	RPI 150+				
3- 9	0- 0	0- 2	OVERALL	0- 2	0- 2	3- 3				
2- 4	0- 0	0- 0	HOME	0- 1	0- 2	2- 1				
1- 4	0- 0	0- 2	AWAY	0- 1	0- 0	1- 1				
0- 1	0- 0	0- 0	NEUTRAL	0- 0	0- 0	0- 1				
2- 8	0- 0	0- 2	NON-CONFERENCE	0- 2	0- 1	2- 3				
1- 3	0- 0	0- 0	HOME	0- 1	0- 1	1- 1				
1- 4	0- 0	0- 2	AWAY	0- 1	0- 0	1- 1				
0- 1	0- 0	0- 0	NEUTRAL	0- 0	0- 0	0- 1				
1- 1	0- 0	0- 0	CONFERENCE	0- 0	0- 1	1- 0				
1- 1	0- 0	0- 0	HOME	0- 0	0- 1	1- 0				
0- 0	0- 0	0- 0	AWAY	0- 0	0- 0	0- 0				
0- 0	0- 0	0- 0	NEUTRAL	0- 0	0- 0	0- 0				

RPI 1-25				RPI 26-50				RPI 51-100				RPI 101+				Team's RPI : 291	
RPI	S	Opponent	Score	RPI	S	Opponent	Score	RPI	S	Opponent	Score	RPI	S	Opponent	Score		
33	A	Oregon St.	54 79	54	H	Saint Mary's (CA)	51 69	132	H	UC Irvine	59 75						
38	A	UCLA	35 81	96	A	Fresno St.	58 76	150	H	Illinois	51 74						
								168	H	Pepperdine	63 70						
								190	H	Eastern Wash.	59 55						
								244	A	Sacramento St.	85 88						
								245	N	San Francisco	62 65						
								317	H	UC Santa Barbara	75 67						
								335	A	Seattle U	60 50						
LAST 12 Division I GAMES:																	
317	H	UC Santa Barbara	75 67	335	A	Seattle U	60 50										
132	H	UC Irvine	59 75	54	H	Saint Mary's (CA)	51 69										
38	A	UCLA	35 81	190	H	Eastern Wash.	59 55										
96	A	Fresno St.	58 76	168	H	Pepperdine	63 70										
244	A	Sacramento St.	85 88	150	H	Illinois	51 74										
33	A	Oregon St.	54 79	245	N	San Francisco	62 65										

Non-Div I Games: Academy of Art 87 65

Cal Poly

Average RPI Win:	278	WON-LOST	WINNING	LAST 10	STRENGTH OF	OPP. STRENGTH	TEAM	ADJ.	CONF.	ADJ CONF.
Average RPI Loss:	136	RECORD	PCT. RANK	GAMES	SCHEDULE	OF SCHEDULE	RPI	RPI	RPI	RPI
DIV. I ONLY	8- 5	110	7-3	319	219	208	208	22	22	
DIV. I NON-CONF.	7- 5	132	0- 0	310	229	223	223	21	21	

TOTALS	RPI 1-25	RPI 26-50	W-L RECORDS	RPI 51-100	RPI 101-150	RPI 150+				
8- 5	0- 0	0- 0	OVERALL	0- 2	0- 1	8- 2				
4- 3	0- 0	0- 0	HOME	0- 1	0- 0	4- 2				
4- 2	0- 0	0- 0	AWAY	0- 1	0- 1	4- 0				
0- 0	0- 0	0- 0	NEUTRAL	0- 0	0- 0	0- 0				
7- 5	0- 0	0- 0	NON-CONFERENCE	0- 2	0- 1	7- 2				
3- 3	0- 0	0- 0	HOME	0- 1	0- 0	3- 2				
4- 2	0- 0	0- 0	AWAY	0- 1	0- 1	4- 0				
0- 0	0- 0	0- 0	NEUTRAL	0- 0	0- 0	0- 0				
1- 0	0- 0	0- 0	CONFERENCE	0- 0	0- 0	1- 0				
1- 0	0- 0	0- 0	HOME	0- 0	0- 0	1- 0				
0- 0	0- 0	0- 0	AWAY	0- 0	0- 0	0- 0				
0- 0	0- 0	0- 0	NEUTRAL	0- 0	0- 0	0- 0				

RPI 1-25				RPI 26-50				RPI 51-100				RPI 101+				Team's RPI: 208
RPI	S	Opponent	Score	RPI	S	Opponent	Score	RPI	S	Opponent	Score	RPI	S	Opponent	Score	
								76	H	Paci fi c	64	72				
								100	A	Washi ngton	74	83				

LAST 12 Division I GAMES:																
				264	H	Hawai i	72	68	302	A	Saint Peter's	69	45			
				258	H	Utah Valley	56	55	255	A	Col umbi a	61	58			
				76	H	Paci fi c	64	72	290	H	CSU Bakersfi eld	64	56			
				204	H	San Diego St.	72	83	225	H	Dartmouth	67	62			
				292	A	Cal i forni a Baptist	79	65	143	A	Portl and	74	83			
				100	A	Washing ton	74	83	158	H	Santa Clara	60	64			

Non-Div I Games: Antelope Valley 77 65

Cal St. Fullerton

Loss,
Non-Conf,
S Site,
H Home
A Away
N Neutral

Average RPI	Win:	120	WON-LOST	WINNING	LAST 10	STRENGTH OF	OPP. STRENGTH	TEAM	ADJ.	CONF.	ADJ CONF.
Average RPI	Loss:	37	RECORD	PCT. RANK	GAMES	SCHEDULE	OF SCHEDULE	RPI	RPI	RPI	RPI
DIV. I ONLY		10- 5		86	5-5	20	16	24	24	2	2
DIV. I NON-CONF.		9- 2		43	0- 0	28	47	16	16	2	2

TOTALS	RPI 1-25		RPI 26-50		W-L RECORDS	RPI 51-100		RPI 101-150		RPI 150+	
10- 5	0- 2		1- 1		OVERALL	5- 2		1- 0		3- 0	
4- 3	0- 1		0- 1		HOME	1- 1		1- 0		2- 0	
4- 2	0- 1		1- 0		AWAY	2- 1		0- 0		1- 0	
2- 0	0- 0		0- 0		NEUTRAL	2- 0		0- 0		0- 0	
9- 2	0- 1		1- 0		NON-CONFERENCE	4- 1		1- 0		3- 0	
3- 2	0- 1		0- 0		HOME	0- 1		1- 0		2- 0	
4- 0	0- 0		1- 0		AWAY	2- 0		0- 0		1- 0	
2- 0	0- 0		0- 0		NEUTRAL	2- 0		0- 0		0- 0	
1- 3	0- 1		0- 1		CONFERENCE	1- 1		0- 0		0- 0	
1- 1	0- 0		0- 1		HOME	1- 0		0- 0		0- 0	
0- 2	0- 1		0- 0		AWAY	0- 1		0- 0		0- 0	
0- 0	0- 0		0- 0		NEUTRAL	0- 0		0- 0		0- 0	

RPI	S	Opponent	Score	RPI	S	Opponent	Score	RPI	S	Opponent	Score	RPI	S	Opponent	Score
7	H	UConn	66 76	28	A	BYU	70 52	54	A	Saint Mary's (CA)	81 78	124	H	Houston	80 79
15	A	Ari zona St.	61 62	38	H	UCLA	79 84	57	A	Ari zona	55 60	161	H	CSUN	67 42
								61	H	Southern Cal i forni a	66 59	227	A	San Di ego	70 53
								67	H	Harvard	79 85	317	H	UC Santa Barbara	69 45
								72	N	Tul ane	65 57				
								76	N	Paci fi c	81 69				
								81	A	Penn St.	75 58				
LAST 12 Di vi si on I GAMES:															
15	A	Ari zona St.	61 62	38	H	UCLA	79 84	67	H	Harvard	79 85				
57	A	Ari zona	55 60					7	H	UConn	66 76				
61	H	Southern Cal i forni a	66 59					317	H	UC Santa Barbara	69 45				
227	A	San Di ego	70 53					54	A	Saint Mary's (CA)	81 78				
72	N	Tul ane	65 57					161	H	CSUN	67 42				
76	N	Paci fi c	81 69												

Non-Di v I Games:

Cal i forni a

Average RPI Win:	271	WON-LOST	WINNING	LAST 10	STRENGTH OF	OPP. STRENGTH	TEAM	ADJ.	CONF.	ADJ CONF.
Average RPI Loss:	172	RECORD	PCT. RANK	GAMES	SCHEDULE	OF SCHEDULE	RPI	RPI	RPI	RPI

DIV. I ONLY	4- 9	264	6-4	299	235	292	292	30	30
DIV. I NON-CONF.	3- 6	241	0- 0	261	219	260	260	30	30

TOTALS	RPI 1-25	RPI 26-50	W-L RECORDS	RPI 51-100	RPI 101-150	RPI 150+			
4- 9	0- 0	0- 1	OVERALL	0- 0	0- 1	4- 7			
2- 3	0- 0	0- 0	HOME	0- 0	0- 1	2- 2			
2- 5	0- 0	0- 0	AWAY	0- 0	0- 0	2- 5			
0- 1	0- 0	0- 1	NEUTRAL	0- 0	0- 0	0- 0			
3- 6	0- 0	0- 1	NON-CONFERENCE	0- 0	0- 1	3- 4			
1- 2	0- 0	0- 0	HOME	0- 0	0- 1	1- 1			
2- 3	0- 0	0- 0	AWAY	0- 0	0- 0	2- 3			
0- 1	0- 0	0- 1	NEUTRAL	0- 0	0- 0	0- 0			
1- 3	0- 0	0- 0	CONFERENCE	0- 0	0- 0	1- 3			
1- 1	0- 0	0- 0	HOME	0- 0	0- 0	1- 1			
0- 2	0- 0	0- 0	AWAY	0- 0	0- 0	0- 2			
0- 0	0- 0	0- 0	NEUTRAL	0- 0	0- 0	0- 0			

RPI S Opponent	Score	RPI S Opponent	Score	RPI S Opponent	Score	RPI S Opponent	Score
		28 N BYU	69 76			104 H Idaho St.	57 72
						161 A CSUN	67 73
						179 H UMKC	74 78
						186 A New Mexico St.	69 76
						204 A San Diego St.	67 83
						208 H Cal St. Fullerton	65 79
						210 H UC Ri versi de	65 57
						216 A Long Beach St.	85 83
						239 A Northern Ariz.	88 91
						242 A UTRGV	56 60
						317 A UC Santa Barbara	76 64
						342 H Chicago St.	89 52

Team's RPI: 292							
LAST 12 Division I GAMES:							
342 H Chicago St.	89 52	186 A New Mexico St.	69 76	317 A UC Santa Barbara	76 64	210 H UC Ri versi de	65 57
179 H UMKC	74 78	210 H UC Ri versi de	65 57	239 A Northern Ariz.	88 91	161 A CSUN	67 73
242 A UTRGV	56 60	161 A CSUN	67 73	28 N BYU	69 76	204 A San Diego St.	67 83
208 H Cal St. Fullerton	65 79	204 A San Diego St.	67 83				
216 A Long Beach St.	85 83						

Non-Div I Games: La Sierra 91 44 Notre Dame de Namur 80 47 Fresno Paci fic 93 71

Average RPI Win: **313**
 Average RPI Loss: **179**

WON-LOST
RECORD

WINNING
PCT. RANK

LAST 10
GAMES

STRENGTH OF
SCHEDULE

OPP. STRENGTH
OF SCHEDULE

TEAM
RPI

ADJ.
RPI

CONF.
RPI

ADJ CONF.
RPI

DIV. I ONLY	8- 6	126	5-5	334	330	257	257	28	28
DIV. I NON-CONF.	6- 3	91	1- 0	302	318	199	199	29	29
<hr/>									
TOTALS	RPI 1-25	RPI 26-50	W-L RECORDS	RPI 51-100	RPI 101-150	RPI 150+			
8- 6	0- 0	0- 0	OVERALL	0- 2	0- 0	8- 4			
3- 4	0- 0	0- 0	HOME	0- 1	0- 0	3- 3			
4- 2	0- 0	0- 0	AWAY	0- 1	0- 0	4- 1			
1- 0	0- 0	0- 0	NEUTRAL	0- 0	0- 0	1- 0			
6- 3	0- 0	0- 0	NON-CONFERENCE	0- 2	0- 0	6- 1			
2- 2	0- 0	0- 0	HOME	0- 1	0- 0	2- 1			
3- 1	0- 0	0- 0	AWAY	0- 1	0- 0	3- 0			
1- 0	0- 0	0- 0	NEUTRAL	0- 0	0- 0	1- 0			
2- 3	0- 0	0- 0	CONFERENCE	0- 0	0- 0	2- 3			
1- 2	0- 0	0- 0	HOME	0- 0	0- 0	1- 2			
1- 1	0- 0	0- 0	AWAY	0- 0	0- 0	1- 1			
0- 0	0- 0	0- 0	NEUTRAL	0- 0	0- 0	0- 0			

RPI 1-25				RPI 26-50				RPI 51-100				RPI 101+				Team's RPI: 257
RPI	S	Opponent	Score	RPI	S	Opponent	Score	RPI	S	Opponent	Score	RPI	S	Opponent	Score	
								78	H	Old Dominion	59 83	201	A	UNC Asheville	52 60	
								79	A	Boston College	56 76	212	H	Gardner-Webb	38 52	
												226	H	Howard	64 69	
												276	H	Winthrop	46 59	
												279	A	Norfolk St.	57 49	
												303	N	Omaha	65 52	
												308	H	Col. of Charleston	66 65	
												316	A	FIU	59 54	
												318	A	Western Caro.	63 37	
												319	H	Presbyteria n	51 46	
												323	H	UNC Greensboro	53 49	
												341	A	Charleston So.	60 58	
<hr/>																
LAST 12 Division I GAMES:																
				316	A	FIU	59 54					341	A	Charleston So.	60 58	
				276	H	Winthrop	46 59					212	H	Gardner-Webb	38 52	
				201	A	UNC Asheville	52 60					319	H	Presbyteria n	51 46	
				303	N	Omaha	65 52					79	A	Boston College	56 76	
				279	A	Norfolk St.	57 49					226	H	Howard	64 69	
				308	H	Col. of Charleston	66 65					323	H	UNC Greensboro	53 49	

Non-Div I Games: William Peace 65 36 Columbia (SC) 93 46

Campbell

Average RPI	Win:	309	WON-LOST	WINNING	LAST 10	STRENGTH OF	OPP. STRENGTH	TEAM	ADJ.	CONF.	ADJ CONF.
Average RPI	Loss:	178	RECORD	PCT. RANK	GAMES	SCHEDULE	OF SCHEDULE	RPI	RPI	RPI	RPI
DIV. I ONLY		5- 10		248	5-5	310	260	299	299	27	27
DIV. I NON-CONF.		2- 9		297	0- 0	278	256	330	330	28	28

TOTALS	RPI 1-25		RPI 26-50		W-L RECORDS	RPI 51-100		RPI 101-150		RPI 150+	
5- 10	0- 0		0- 1		OVERALL	0- 0		0- 3		5- 6	
2- 6	0- 0		0- 1		HOME	0- 0		0- 3		2- 2	
3- 4	0- 0		0- 0		AWAY	0- 0		0- 0		3- 4	
0- 0	0- 0		0- 0		NEUTRAL	0- 0		0- 0		0- 0	
2- 9	0- 0		0- 1		NON-CONFERENCE	0- 0		0- 2		2- 6	
1- 5	0- 0		0- 1		HOME	0- 0		0- 2		1- 2	
1- 4	0- 0		0- 0		AWAY	0- 0		0- 0		1- 4	
0- 0	0- 0		0- 0		NEUTRAL	0- 0		0- 0		0- 0	
3- 1	0- 0		0- 0		CONFERENCE	0- 0		0- 1		3- 0	
1- 1	0- 0		0- 0		HOME	0- 0		0- 1		1- 0	
2- 0	0- 0		0- 0		AWAY	0- 0		0- 0		2- 0	
0- 0	0- 0		0- 0		NEUTRAL	0- 0		0- 0		0- 0	

RPI 1-25				RPI 26-50				RPI 51-100				RPI 101+ Team's RPI: 299			
RPI	S	Opponent	Score	RPI	S	Opponent	Score	RPI	S	Opponent	Score	RPI	S	Opponent	Score
				37	H	Buffal o	66 84					116	H	Marist	66 71
												119	H	Youngstown St.	36 62
												140	H	Mi ami (OH)	59 62
												155	A	Akron	53 62
												206	H	Bowling Green	53 74
												214	A	St. Bonaventure	94 100
												242	H	UTRGV	53 57
												271	A	Col gate	53 67
												284	A	Oakl and	60 71
												296	A	Al bany (NY)	48 42
												297	H	Vermont	67 46
												302	A	Saint Peter' s	75 62
												312	A	Iona	48 40
												340	H	Manhattan	47 44
LAST 12 Division I GAMES:															
302	A	Saint Peter' s	75 62	340	H	Manhattan	47 44								
312	A	Iona	48 40	297	H	Vermont	67 46								
116	H	Marist	66 71	155	A	Akron	53 62								
296	A	Al bany (NY)	48 42	206	H	Bowling Green	53 74								
284	A	Oakl and	60 71	37	H	Buffal o	66 84								
271	A	Col gate	53 67	119	H	Youngstown St.	36 62								

Non-Div I Games:

Canisius

Average RPI Win: 351
Average RPI Loss: 173

WON-LOST
RECORD

WINNING
PCT. RANK

LAST 10
GAMES

STRENGTH OF
SCHEDULE

OPP. STRENGTH
OF SCHEDULE

TEAM
RPI

ADJ.
RPI

CONF.
RPI

ADJ CONF.
RPI

DIV. I ONLY	1- 9	333	3-7	266	283	326	326	26	26
DIV. I NON-CONF.	1- 5	311	0- 0	270	251	301	301	22	22
<hr/>									
TOTALS	RPI 1-25	RPI 26-50	W-L RECORDS	RPI 51-100	RPI 101-150	RPI 150+			
1- 9	0- 0	0- 1	OVERALL	0- 2	0- 0	1- 6			
0- 2	0- 0	0- 0	HOME	0- 0	0- 0	0- 2			
1- 7	0- 0	0- 1	AWAY	0- 2	0- 0	1- 4			
0- 0	0- 0	0- 0	NEUTRAL	0- 0	0- 0	0- 0			
1- 5	0- 0	0- 1	NON-CONFERENCE	0- 1	0- 0	1- 3			
0- 1	0- 0	0- 0	HOME	0- 0	0- 0	0- 1			
1- 4	0- 0	0- 1	AWAY	0- 1	0- 0	1- 2			
0- 0	0- 0	0- 0	NEUTRAL	0- 0	0- 0	0- 0			
0- 4	0- 0	0- 0	CONFERENCE	0- 1	0- 0	0- 3			
0- 1	0- 0	0- 0	HOME	0- 0	0- 0	0- 1			
0- 3	0- 0	0- 0	AWAY	0- 1	0- 0	0- 2			
0- 0	0- 0	0- 0	NEUTRAL	0- 0	0- 0	0- 0			

RPI 1-25				RPI 26-50				RPI 51-100				RPI 101+ Team's RPI: 326			
RPI	S	Opponent	Score	RPI	S	Opponent	Score	RPI	S	Opponent	Score	RPI	S	Opponent	Score
				39	A	Texas A&M	27 84	63	A	Kansas St.	54 70	153	A	Oklahoma	52 65
								77	A	Lamar University	37 57	176	H	South Alabama	50 58
												213	A	Southeastern La.	53 62
												218	A	Sam Houston St.	62 66
												288	H	A&M-Corpus Christi	65 73
												331	A	Jackson St.	56 65
												351	A	Alcorn	57 46
<hr/>															
LAST 12 Division I GAMES:															
				77	A	Lamar University	37 57	288	H	A&M-Corpus Christi	65 73				
				218	A	Sam Houston St.	62 66	63	A	Kansas St.	54 70				
				213	A	Southeastern La.	53 62	39	A	Texas A&M	27 84				
				331	A	Jackson St.	56 65	153	A	Oklahoma	52 65				
								351	A	Alcorn	57 46				
								176	H	South Alabama	50 58				

Non-Div I Games: Central Baptist 55 34 Crowley's Ridge 91 33 Williams Baptist 70 35 Hendrix 72 40 Central Ark.

Loss, Non-Conf, S Site, H Home A Away N Neutral

Average RPI Win:	306	WON-LOST	WINNING	LAST 10	STRENGTH OF	OPP. STRENGTH	TEAM	ADJ.	CONF.	ADJ CONF.
Average RPI Loss:	178	RECORD	PCT. RANK	GAMES	SCHEDULE	OF SCHEDULE	RPI	RPI	RPI	RPI

DIV. I ONLY	3- 11	301	3-7	263	287	304	304	31	31
DIV. I NON-CONF.	3- 7	256	0- 0	161	199	233	233	31	31

TOTALS	RPI 1-25	RPI 26-50	W-L RECORDS	RPI 51-100	RPI 101-150	RPI 150+			
3- 11	0- 1	0- 1	OVERALL	0- 0	0- 3	3- 6			
1- 4	0- 0	0- 1	HOME	0- 0	0- 2	1- 1			
2- 7	0- 1	0- 0	AWAY	0- 0	0- 1	2- 5			
0- 0	0- 0	0- 0	NEUTRAL	0- 0	0- 0	0- 0			
3- 7	0- 1	0- 1	NON-CONFERENCE	0- 0	0- 3	3- 2			
1- 3	0- 0	0- 1	HOME	0- 0	0- 2	1- 0			
2- 4	0- 1	0- 0	AWAY	0- 0	0- 1	2- 2			
0- 0	0- 0	0- 0	NEUTRAL	0- 0	0- 0	0- 0			
0- 4	0- 0	0- 0	CONFERENCE	0- 0	0- 0	0- 4			
0- 1	0- 0	0- 0	HOME	0- 0	0- 0	0- 1			
0- 3	0- 0	0- 0	AWAY	0- 0	0- 0	0- 3			
0- 0	0- 0	0- 0	NEUTRAL	0- 0	0- 0	0- 0			

RPI 1-25				RPI 26-50				RPI 51-100				RPI 101+ Team's RPI: 304			
RPI	S	Opponent	Score	RPI	S	Opponent	Score	RPI	S	Opponent	Score	RPI	S	Opponent	Score
20	A	Rutgers	44 73	37	H	Buffal o	69 82					107	H	Hartford	52 54
												115	A	Yal e	46 58
												118	H	Lehi gh	62 88
												181	A	Massachusetts	59 74
												234	A	Mt. St. Mary' s	53 84
												236	A	Sacred Heart	61 66
												238	A	Brown	63 68
												296	A	Al bany (NY)	60 53
												301	H	New Hampshi re	56 47
												322	A	Morgan St.	60 36
												325	H	Wagner	63 75
												349	A	Fai rlei gh Di cki nson	67 74

LAST 12 Division I GAMES:															
234	A	Mt. St. Mary' s	53 84	115	A	Yal e	46 58								
349	A	Fai rlei gh Dickinson	67 74	301	H	New Hampshi re	56 47								
325	H	Wagner	63 75	296	A	Al bany (NY)	60 53								
236	A	Sacred Heart	61 66	37	H	Buffal o	69 82								
107	H	Hartford	52 54	322	A	Morgan St.	60 36								
20	A	Rutgers	44 73	181	A	Massachusetts	59 74								

Non-Div I Games:

Central Conn. St.

Average RPI Win:	130	WON-LOST	WINNING	LAST 10	STRENGTH OF	OPP. STRENGTH	TEAM	ADJ.	CONF.	ADJ CONF.
Average RPI Loss:	35	RECORD	PCT. RANK	GAMES	SCHEDULE	OF SCHEDULE	RPI	RPI	RPI	RPI
DIV. I ONLY	12- 3	39	8-2	34	21	18	18	8	8	
DIV. I NON-CONF.	9- 3	62	0- 0	100	4	37	37	8	8	

TOTALS	RPI 1-25	RPI 26-50	W-L RECORDS	RPI 51-100	RPI 101-150	RPI 150+				
12- 3	1- 1	1- 1	OVERALL	2- 1	4- 0	4- 0				
4- 2	1- 1	0- 1	HOME	0- 0	1- 0	2- 0				
7- 0	0- 0	1- 0	AWAY	2- 0	2- 0	2- 0				
1- 1	0- 0	0- 0	NEUTRAL	0- 1	1- 0	0- 0				
9- 3	1- 1	1- 1	NON-CONFERENCE	1- 1	3- 0	3- 0				
3- 2	1- 1	0- 1	HOME	0- 0	1- 0	1- 0				
5- 0	0- 0	1- 0	AWAY	1- 0	1- 0	2- 0				
1- 1	0- 0	0- 0	NEUTRAL	0- 1	1- 0	0- 0				
3- 0	0- 0	0- 0	CONFERENCE	1- 0	1- 0	1- 0				
1- 0	0- 0	0- 0	HOME	0- 0	0- 0	1- 0				
2- 0	0- 0	0- 0	AWAY	1- 0	1- 0	0- 0				
0- 0	0- 0	0- 0	NEUTRAL	0- 0	0- 0	0- 0				

RPI	S	Opponent	Score	RPI	S	Opponent	Score	RPI	S	Opponent	Score	RPI	S	Opponent	Score
6	H	Louisville	68 72	27	H	South Dakota St.	71 80	51	A	Ohio	88 70	101	H	Western Ky.	108 90
19	H	UCF	75 68	41	A	Miami (FL)	90 80	70	A	Quinnipiac	67 52	111	A	Virginia	74 61
								72	N	Tulane	57 68	114	A	Northern Ill.	89 66
												131	N	Chattanooga	73 50
												155	H	Akron	94 71
												173	A	Vanderbilt	66 57
												284	H	Oakland	104 61
												312	A	Iona	82 39

LAST 12 Division I GAMES:															
114	A	Northern Ill.	89 66	6	H	Louisville	68 72	173	A	Vanderbilt	66 57				
51	A	Ohio	88 70	70	A	Quinnipiac	67 52								
155	H	Akron	94 71	312	A	Iona	82 39								
41	A	Miami (FL)	90 80	131	N	Chattanooga	73 50								
72	N	Tulane	57 68	111	A	Virginia	74 61								
19	H	UCF	75 68												

Non-Div I Games:

Central Mich.

Average RPI Win:	347	WON-LOST	WINNING	LAST 10	STRENGTH OF	OPP. STRENGTH	TEAM	ADJ.	CONF.	ADJ CONF.
Average RPI Loss:	212	RECORD	PCT. RANK	GAMES	SCHEDULE	OF SCHEDULE	RPI	RPI	RPI	RPI

DIV. I ONLY	1- 12	334	3-7	276	336	341	341	28	28
DIV. I NON-CONF.	0- 8	336	0- 0	271	317	347	347	29	29

TOTALS	RPI 1-25	RPI 26-50	W-L RECORDS	RPI 51-100	RPI 101-150	RPI 150+			
1- 12	0- 0	0- 0	OVERALL	0- 1	0- 3	1- 8			
0- 6	0- 0	0- 0	HOME	0- 0	0- 3	0- 3			
1- 6	0- 0	0- 0	AWAY	0- 1	0- 0	1- 5			
0- 0	0- 0	0- 0	NEUTRAL	0- 0	0- 0	0- 0			
0- 8	0- 0	0- 0	NON-CONFERENCE	0- 1	0- 2	0- 5			
0- 3	0- 0	0- 0	HOME	0- 0	0- 2	0- 1			
0- 5	0- 0	0- 0	AWAY	0- 1	0- 0	0- 4			
0- 0	0- 0	0- 0	NEUTRAL	0- 0	0- 0	0- 0			
1- 4	0- 0	0- 0	CONFERENCE	0- 0	0- 1	1- 3			
0- 3	0- 0	0- 0	HOME	0- 0	0- 1	0- 2			
1- 1	0- 0	0- 0	AWAY	0- 0	0- 0	1- 1			
0- 0	0- 0	0- 0	NEUTRAL	0- 0	0- 0	0- 0			

RPI 1-25				RPI 26-50				RPI 51-100				RPI 101+				Team's RPI: 341	
RPI	S	Opponent	Score	RPI	S	Opponent	Score	RPI	S	Opponent	Score	RPI	S	Opponent	Score		
								88	A	Georgi a	75	83	105	H	Tennessee Tech	55	77
												128	H	Davi dson	34	72	
												149	H	Radford	41	67	
												202	A	Fl ori da	60	70	
												220	H	Hampton	66	74	
												221	H	Jacksonville	58	68	
												257	H	Campbel l	58	60	
												274	A	North Florida	76	82	
												276	A	W inthrop	52	57	
												308	A	Col . of Charleston	52	79	
												313	A	South Carolina St.	58	67	
												347	A	Longwood	81	74	
LAST 12 Di vi si on I GAMES:																	
				149	H	Radford	41	67	202	A	Fl ori da	60	70				
				347	A	Longwood	81	74	308	A	Col . of Charleston	52	79				
				257	H	Campbel l	58	60	88	A	Georgi a	75	83				
				276	A	W inthrop	52	57	274	A	North Florida	76	82				
				220	H	Hampton	66	74	221	H	Jacksonville	58	68				
				313	A	South Carol i na St.	58	67	105	H	Tennessee Tech	55	77				

Non-Div I Games: Converse 101 50 Col umbi a (SC) 89 57 Erski ne 74 50

Charleston So.

Average RPI Win:	208	WON-LOST	WINNING	LAST 10	STRENGTH OF	OPP. STRENGTH	TEAM	ADJ.	CONF.	ADJ CONF.
Average RPI Loss:	141	RECORD	PCT. RANK	GAMES	SCHEDULE	OF SCHEDULE	RPI	RPI	RPI	RPI
DIV. I ONLY	10- 6	102	5-5	179	181	136	136	16	16	
DIV. I NON-CONF.	8- 4	91	1- 0	89	220	79	79	19	19	

TOTALS	RPI 1-25	RPI 26-50	W-L RECORDS	RPI 51-100	RPI 101-150	RPI 150+				
10- 6	0- 0	0- 0	OVERALL	1- 1	2- 3	7- 2				
8- 1	0- 0	0- 0	HOME	1- 1	1- 0	6- 0				
1- 5	0- 0	0- 0	AWAY	0- 0	1- 3	0- 2				
1- 0	0- 0	0- 0	NEUTRAL	0- 0	0- 0	1- 0				
8- 4	0- 0	0- 0	NON-CONFERENCE	1- 1	2- 2	5- 1				
6- 1	0- 0	0- 0	HOME	1- 1	1- 0	4- 0				
1- 3	0- 0	0- 0	AWAY	0- 0	1- 2	0- 1				
1- 0	0- 0	0- 0	NEUTRAL	0- 0	0- 0	1- 0				
2- 2	0- 0	0- 0	CONFERENCE	0- 0	0- 1	2- 1				
2- 0	0- 0	0- 0	HOME	0- 0	0- 0	2- 0				
0- 2	0- 0	0- 0	AWAY	0- 0	0- 1	0- 1				
0- 0	0- 0	0- 0	NEUTRAL	0- 0	0- 0	0- 0				

RPI 1-25				RPI 26-50				RPI 51-100				RPI 101+ Team's RPI: 136			
RPI	S	Opponent	Score	RPI	S	Opponent	Score	RPI	S	Opponent	Score	RPI	S	Opponent	Score
								83	H	Wright St.	88 85	101	A	Western Ky.	58 76
								91	H	Wake Forest	43 69	103	A	Fordham	64 71
												111	A	Virginia	61 65
												118	A	Lehigh	62 60
												128	H	Davidson	78 66
												174	A	Mercer	40 57
												198	H	East Carolina	52 46
												201	H	UNC Asheville	70 53
												248	H	Wofford	85 63
												249	H	Bethune-Cookman	73 69
												263	A	Marshall	62 63
												268	N	Liberty	63 61
												275	H	Fla. Atlantic	68 47
												316	H	FIU	69 54
LAST 12 Division I GAMES:															
118	A	Lehigh	62 60	111	A	Virginia	61 65								
275	H	Fla. Atlantic	68 47	249	H	Bethune-Cookman	73 69								
316	H	FIU	69 54	128	H	Davidson	78 66								
263	A	Marshall	62 63	83	H	Wright St.	88 85								
101	A	Western Ky.	58 76	174	A	Mercer	40 57								
198	H	East Carolina	52 46	91	H	Wake Forest	43 69								

Non-Div I Games:

Charlotte

Average RPI	Win: 208	WON-LOST	WINNING	LAST 10	STRENGTH OF	OPP. STRENGTH	TEAM	ADJ.	CONF.	ADJ CONF.
Average RPI	Loss: 48	RECORD	PCT. RANK	GAMES	SCHEDULE	OF SCHEDULE	RPI	RPI	RPI	RPI
DIV. I ONLY	5- 10	248	2-8	12	90	131	131	24	24	
DIV. I NON-CONF.	4- 10	264	1- 0	6	85	103	103	25	25	

TOTALS	RPI 1-25	RPI 26-50	W-L RECORDS	RPI 51-100	RPI 101-150	RPI 150+				
5- 10	0- 4	0- 1	OVERALL	1- 4	0- 1	4- 0				
2- 5	0- 2	0- 1	HOME	0- 1	0- 1	2- 0				
1- 3	0- 1	0- 0	AWAY	0- 2	0- 0	1- 0				
2- 2	0- 1	0- 0	NEUTRAL	1- 1	0- 0	1- 0				
4- 10	0- 4	0- 1	NON-CONFERENCE	1- 4	0- 1	3- 0				
1- 5	0- 2	0- 1	HOME	0- 1	0- 1	1- 0				
1- 3	0- 1	0- 0	AWAY	0- 2	0- 0	1- 0				
2- 2	0- 1	0- 0	NEUTRAL	1- 1	0- 0	1- 0				
1- 0	0- 0	0- 0	CONFERENCE	0- 0	0- 0	1- 0				
1- 0	0- 0	0- 0	HOME	0- 0	0- 0	1- 0				
0- 0	0- 0	0- 0	AWAY	0- 0	0- 0	0- 0				
0- 0	0- 0	0- 0	NEUTRAL	0- 0	0- 0	0- 0				

RPI 1-25				RPI 26-50				RPI 51-100				RPI 101+ Team's RPI: 131			
RPI	S	Opponent	Score	RPI	S	Opponent	Score	RPI	S	Opponent	Score	RPI	S	Opponent	Score
6	H	Louisville	49 75	27	H	South Dakota St.	54 71	59	N	Middle Tenn.	47 58	125	H	UT Martin	79 81
8	H	NC State	58 78					62	H	Belmont	51 67	197	N	Saint Louis	71 61
18	N	Central Mich.	50 73					75	A	Virginia Tech	59 74	220	A	Hampton	58 50
19	A	UCF	37 75					80	A	Northern Colo.	65 68	268	H	Liberty	75 60
								85	N	Maine	66 61	270	H	ETSU	76 67

LAST 12 Division I GAMES:															
		85 N Maine	66 61			80 A Northern Colo.	65 68								
		270 H ETSU	76 67			27 H South Dakota St.	54 71								
		59 N Middle Tenn.	47 58			19 A UCF	37 75								
		8 H NC State	58 78			125 H UT Martin	79 81								
		62 H Belmont	51 67			18 N Central Mich.	50 73								
		268 H Liberty	75 60			197 N Saint Louis	71 61								

Non-Div I Games: Lee 61 55

Chattanooga

Average RPI Win:	0	WON-LOST	WINNING	LAST 10	STRENGTH OF	OPP. STRENGTH	TEAM	ADJ.	CONF.	ADJ CONF.
Average RPI Loss:	210	RECORD	PCT. RANK	GAMES	SCHEDULE	OF SCHEDULE	RPI	RPI	RPI	RPI
DIV. I ONLY	0- 15	347	0-10	203	342	342	342	30	30	
DIV. I NON-CONF.	0- 13	336	0- 0	163	341	340	340	30	30	

TOTALS	RPI 1-25	RPI 26-50	W-L RECORDS	RPI 51-100	RPI 101-150	RPI 150+				
0- 15	0- 0	0- 0	OVERALL	0- 1	0- 1	0- 13				
0- 6	0- 0	0- 0	HOME	0- 0	0- 0	0- 6				
0- 8	0- 0	0- 0	AWAY	0- 1	0- 1	0- 6				
0- 1	0- 0	0- 0	NEUTRAL	0- 0	0- 0	0- 1				
0- 13	0- 0	0- 0	NON-CONFERENCE	0- 1	0- 1	0- 11				
0- 5	0- 0	0- 0	HOME	0- 0	0- 0	0- 5				
0- 7	0- 0	0- 0	AWAY	0- 1	0- 1	0- 5				
0- 1	0- 0	0- 0	NEUTRAL	0- 0	0- 0	0- 1				
0- 2	0- 0	0- 0	CONFERENCE	0- 0	0- 0	0- 2				
0- 1	0- 0	0- 0	HOME	0- 0	0- 0	0- 1				
0- 1	0- 0	0- 0	AWAY	0- 0	0- 0	0- 1				
0- 0	0- 0	0- 0	NEUTRAL	0- 0	0- 0	0- 0				

RPI 1-25				RPI 26-50				RPI 51-100				RPI 101+ Team's RPI: 342			
RPI	S	Opponent	Score	RPI	S	Opponent	Score	RPI	S	Opponent	Score	RPI	S	Opponent	Score
								94	A	Northwestern	35	97			
												114	A	Northern Ill.	52
												152	A	Wisconsin	38
												166	A	Xavier	57
												171	H	UAB	45
												172	A	Bradley	59
												179	H	UMKC	58
												183	A	Morehead St.	68
												211	H	SIUE	66
												237	A	Loyola Chicago	40
												238	H	Brown	65
												286	N	St. Francis Brooklyn	73
												292	A	California Baptist	52
												306	H	Valparaiso	70
												344	H	Evansville	58
LAST 12 Division I GAMES:															
292	A	California Baptist	52	89	94	A	Northwestern	35	97	152	A	Wisconsin	38	85	
179	H	UMKC	58	111	211	H	SIUE	66	82	306	H	Valparaiso	70	76	
238	H	Brown	65	90	237	A	Loyola Chicago	40	76	171	H	UAB	45	90	
172	A	Bradley	59	89	114	A	Northern Ill.	52	114						
114	A	Northern Ill.	52	114	183	A	Morehead St.	68	104						

Non-Div I Games:

Chicago St.

Average RPI Win:	226	WON-LOST	WINNING	LAST 10	STRENGTH OF	OPP. STRENGTH	TEAM	ADJ.	CONF.	ADJ CONF.
Average RPI Loss:	89	RECORD	PCT. RANK	GAMES	SCHEDULE	OF SCHEDULE	RPI	RPI	RPI	RPI
DIV. I ONLY	9- 7	133	5-5	110	173	130	130	9	9	
DIV. I NON-CONF.	8- 5	120	0- 0	192	214	149	149	9	9	

TOTALS	RPI 1-25	RPI 26-50	W-L RECORDS	RPI 51-100	RPI 101-150	RPI 150+				
9- 7	0- 2	0- 0	OVERALL	0- 2	1- 2	8- 1				
8- 1	0- 0	0- 0	HOME	0- 1	1- 0	7- 0				
1- 6	0- 2	0- 0	AWAY	0- 1	0- 2	1- 1				
0- 0	0- 0	0- 0	NEUTRAL	0- 0	0- 0	0- 0				
8- 5	0- 0	0- 0	NON-CONFERENCE	0- 2	1- 2	7- 1				
7- 1	0- 0	0- 0	HOME	0- 1	1- 0	6- 0				
1- 4	0- 0	0- 0	AWAY	0- 1	0- 2	1- 1				
0- 0	0- 0	0- 0	NEUTRAL	0- 0	0- 0	0- 0				
1- 2	0- 2	0- 0	CONFERENCE	0- 0	0- 0	1- 0				
1- 0	0- 0	0- 0	HOME	0- 0	0- 0	1- 0				
0- 2	0- 2	0- 0	AWAY	0- 0	0- 0	0- 0				
0- 0	0- 0	0- 0	NEUTRAL	0- 0	0- 0	0- 0				

RPI 1-25				RPI 26-50				RPI 51-100				RPI 101+ Team's RPI: 130			
RPI	S	Opponent	Score	RPI	S	Opponent	Score	RPI	S	Opponent	Score	RPI	S	Opponent	Score
7	A	UConn	38 82					78	H	Old Dominion	72 76	102	A	Ohio St.	56 69
19	A	UCF	55 56					84	A	Pittsburgh	48 65	115	H	Yale	66 52
												140	A	Miami (OH)	65 78
												164	H	VCU	66 54
												166	H	Xavier	79 61
												191	A	Ball St.	63 75
												197	A	Saint Louis	51 50
												226	H	Howard	85 51
												233	H	SMU	69 57
												270	H	ETSU	77 64
												328	H	Lipscomb	71 55
												334	H	Austin Peay	69 48
LAST 12 Division I GAMES:															
19	A	UCF	55 56	164	H	VCU	66 54								
7	A	UConn	38 82	140	A	Miami (OH)	65 78								
233	H	SMU	69 57	102	A	Ohio St.	56 69								
226	H	Howard	85 51	191	A	Ball St.	63 75								
166	H	Xavier	79 61	328	H	Lipscomb	71 55								
197	A	Saint Louis	51 50	115	H	Yale	66 52								

Non-Div I Games:

Cincinnati

C
l
e
m
s
o
n

Clemson					Through Games Of Jan. 15, 2019						
Average RPI	Win:	153	WON-LOST	WINNING	LAST 10	STRENGTH OF	OPP. STRENGTH	TEAM	ADJ.	CONF.	ADJ CONF.
Average RPI	Loss:	60	RECORD	PCT. RANK	GAMES	SCHEDULE	OF SCHEDULE	RPI	RPI	RPI	RPI
DIV. I ONLY	12- 5	72	8-2	43	41	44	44	1	1		
DIV. I NON-CONF.	9- 4	85	1- 0	116	78	87	87	1	1		

TOTALS	RPI 1-25	RPI 26-50	W-L RECORDS	RPI 51-100	RPI 101-150	RPI 150+					
12- 5	0- 2	2- 1	OVERALL	1- 0	3- 2	6- 0					
9- 2	0- 1	0- 0	HOME	1- 0	3- 1	5- 0					
2- 2	0- 1	2- 0	AWAY	0- 0	0- 1	0- 0					
1- 1	0- 0	0- 1	NEUTRAL	0- 0	0- 0	1- 0					
9- 4	0- 1	0- 1	NON-CONFERENCE	1- 0	2- 2	6- 0					
8- 1	0- 0	0- 0	HOME	1- 0	2- 1	5- 0					
0- 2	0- 1	0- 0	AWAY	0- 0	0- 1	0- 0					
1- 1	0- 0	0- 1	NEUTRAL	0- 0	0- 0	1- 0					
3- 1	0- 1	2- 0	CONFERENCE	0- 0	1- 0	0- 0					
1- 1	0- 1	0- 0	HOME	0- 0	1- 0	0- 0					
2- 0	0- 0	2- 0	AWAY	0- 0	0- 0	0- 0					
0- 0	0- 0	0- 0	NEUTRAL	0- 0	0- 0	0- 0					

RPI 1-25				RPI 26-50		Team's RPI: 44		RPI 51-100		RPI 101+	
RPI	S	Opponent	Score	RPI	S	Opponent	Score	RPI	S	Opponent	Score
4	H	Syracuse	75 84	26	A	Florida St.	57 45	62	H	Belmont	65 62
25	A	South Carolina	57 69	31	N	Tennessee	66 78				
				41	A	Miami (FL)	76 67				

LAST 12 Division I GAMES:											
153	N	Oklahoma	74 62	112	H	Appalachian St.	87 48				
26	A	Florida St.	57 45	263	H	Marshall	68 54				
41	A	Miami (FL)	76 67	128	H	Davidson	80 90				
111	H	Virginia	71 65	184	H	Rhode Island	80 67				
4	H	Syracuse	75 84	162	H	High Point	83 64				
150	H	Illinois	69 67	62	H	Belmont	65 62				

C
l
e
m
s
o
n

Non-Div I Games:

Clemson

Average RPI Win:	283	WON-LOST	WINNING	LAST 10	STRENGTH OF	OPP. STRENGTH	TEAM	ADJ.	CONF.	ADJ CONF.
Average RPI Loss:	151	RECORD	PCT. RANK	GAMES	SCHEDULE	OF SCHEDULE	RPI	RPI	RPI	RPI
DIV. I ONLY	4- 11	283	3-7	194	273	260	260	19	19	
DIV. I NON-CONF.	1- 8	322	0- 0	40	325	274	274	18	18	

TOTALS	RPI 1-25	RPI 26-50	W-L RECORDS	RPI 51-100	RPI 101-150	RPI 150+				
4- 11	0- 0	0- 1	OVERALL	0- 2	0- 2	4- 6				
2- 3	0- 0	0- 0	HOME	0- 0	0- 2	2- 1				
2- 7	0- 0	0- 1	AWAY	0- 1	0- 0	2- 5				
0- 1	0- 0	0- 0	NEUTRAL	0- 1	0- 0	0- 0				
1- 8	0- 0	0- 0	NON-CONFERENCE	0- 2	0- 1	1- 5				
1- 2	0- 0	0- 0	HOME	0- 0	0- 1	1- 1				
0- 5	0- 0	0- 0	AWAY	0- 1	0- 0	0- 4				
0- 1	0- 0	0- 0	NEUTRAL	0- 1	0- 0	0- 0				
3- 3	0- 0	0- 1	CONFERENCE	0- 0	0- 1	3- 1				
1- 1	0- 0	0- 0	HOME	0- 0	0- 1	1- 0				
2- 2	0- 0	0- 1	AWAY	0- 0	0- 0	2- 1				
0- 0	0- 0	0- 0	NEUTRAL	0- 0	0- 0	0- 0				

RPI 1-25				RPI 26-50				RPI 51-100				RPI 101+				Team's RPI: 260	
RPI	S	Opponent	Score	RPI	S	Opponent	Score	RPI	S	Opponent	Score	RPI	S	Opponent	Score		
				42	A	Green Bay	53 62	51	A	Ohio	54 72	109	H	Tol edo	60 65		
								72	N	Tul ane	72 81	137	H	IUPUI	50 75		
												172	H	Bradl ey	65 67		
												178	H	Illinoi s St.	67 63		
												182	A	Milwau kee	53 59		
												191	A	Bal l St.	62 67		
												219	A	Eastern Mi ch.	63 69		
												227	A	San Di ego	82 83		
												263	A	Marshal l	64 86		
												284	A	Oakl and	64 62		
												332	A	Detroit Mercy	67 49		
												337	H	UIC	71 53		
LAST 12 Division I GAMES:																	
				182	A	Milwau kee	53 59	284	A	Oakl and	64 62						
				42	A	Green Bay	53 62	172	H	Bradl ey	65 67						
				337	H	UIC	71 53	263	A	Marshal l	64 86						
				137	H	IUPUI	50 75	109	H	Tol edo	60 65						
				332	A	Detroit Mercy	67 49	51	A	Ohio	54 72						
				227	A	San Di ego	82 83	72	N	Tul ane	72 81						

Non-Div I Games: Lake Erie 79 49 Salem (WV) 113 81

Cleveland and St.

Average RPI Win:	297	WON-LOST	WINNING	LAST 10	STRENGTH OF	OPP. STRENGTH	TEAM	ADJ.	CONF.	ADJ CONF.
Average RPI Loss:	129	RECORD	PCT. RANK	GAMES	SCHEDULE	OF SCHEDULE	RPI	RPI	RPI	RPI
DIV. I ONLY	6- 7	195	4-6	183	335	207	207	15	15	
DIV. I NON-CONF.	6- 3	91	0- 0	297	339	198	198	16	16	

TOTALS	RPI 1-25	RPI 26-50	W-L RECORDS	RPI 51-100	RPI 101-150	RPI 150+				
6- 7	0- 0	0- 1	OVERALL	0- 1	0- 3	6- 2				
4- 2	0- 0	0- 0	HOME	0- 1	0- 0	4- 1				
2- 3	0- 0	0- 0	AWAY	0- 0	0- 2	2- 1				
0- 2	0- 0	0- 1	NEUTRAL	0- 0	0- 1	0- 0				
6- 3	0- 0	0- 1	NON-CONFERENCE	0- 0	0- 1	6- 1				
4- 0	0- 0	0- 0	HOME	0- 0	0- 0	4- 0				
2- 1	0- 0	0- 0	AWAY	0- 0	0- 0	2- 1				
0- 2	0- 0	0- 1	NEUTRAL	0- 0	0- 1	0- 0				
0- 4	0- 0	0- 0	CONFERENCE	0- 1	0- 2	0- 1				
0- 2	0- 0	0- 0	HOME	0- 1	0- 0	0- 1				
0- 2	0- 0	0- 0	AWAY	0- 0	0- 2	0- 0				
0- 0	0- 0	0- 0	NEUTRAL	0- 0	0- 0	0- 0				

RPI 1-25				RPI 26-50				RPI 51-100				RPI 101+ Team's RPI: 207			
RPI	S	Opponent	Score	RPI	S	Opponent	Score	RPI	S	Opponent	Score	RPI	S	Opponent	Score
				48	N	Auburn	78 84	86	H	Troy	81 82	117	N	Rice	52 56
												121	A	UT Arlington	53 79
												145	A	Texas St.	58 73
												176	H	South Alabama	78 88
												206	H	Bowling Green	81 80
												210	A	UC Riverside	43 62
												272	H	Memphis	90 71
												313	H	South Carolina St.	57 44
												318	H	Western Caro.	77 59
												323	A	UNC Greensboro	78 71
												348	A	N.C. Central	89 66
LAST 12 Division I GAMES:															
121	A	UT Arlington	53 79	117	N	Rice	52 56								
145	A	Texas St.	58 73	48	N	Auburn	78 84								
176	H	South Alabama	78 88	348	A	N.C. Central	89 66								
86	H	Troy	81 82	272	H	Memphis	90 71								
323	A	UNC Greensboro	78 71	206	H	Bowling Green	81 80								
313	H	South Carolina St.	57 44	210	A	UC Riverside	43 62								

Non-Div I Games: N.C. Wesleyan 126 65 Meredith 128 39

Coastal Caro.

Average RPI		Win: 287	WON-LOST RECORD	WINNING PCT. RANK	LAST 10 GAMES	STRENGTH OF SCHEDULE	OPP. STRENGTH OF SCHEDULE	TEAM RPI	ADJ. RPI	CONF. RPI	ADJ CONF. RPI
Loss: 224											
DIV. I ONLY			4- 9	264	3-7	298	347	308	308	10	10
DIV. I NON-CONF.			3- 7	256	0- 0	326	350	337	337	13	13
TOTALS		RPI 1-25		RPI 26-50		W-L RECORDS	RPI 51-100	RPI 101-150		RPI 150+	
4- 9	0- 0			0- 0		OVERALL	0- 0	0- 1		4- 8	
2- 3	0- 0			0- 0		HOME	0- 0	0- 0		2- 3	
2- 6	0- 0			0- 0		AWAY	0- 0	0- 1		2- 5	
0- 0	0- 0			0- 0		NEUTRAL	0- 0	0- 0		0- 0	
3- 7	0- 0			0- 0		NON-CONFERENCE	0- 0	0- 1		3- 6	
2- 3	0- 0			0- 0		HOME	0- 0	0- 0		2- 3	
1- 4	0- 0			0- 0		AWAY	0- 0	0- 1		1- 3	
0- 0	0- 0			0- 0		NEUTRAL	0- 0	0- 0		0- 0	
1- 2	0- 0			0- 0		CONFERENCE	0- 0	0- 0		1- 2	
0- 0	0- 0			0- 0		HOME	0- 0	0- 0		0- 0	
1- 2	0- 0			0- 0		AWAY	0- 0	0- 0		1- 2	
0- 0	0- 0			0- 0		NEUTRAL	0- 0	0- 0		0- 0	

RPI 1-25				RPI 26-50				RPI 51-100				RPI 101+				Team's RPI: 308	
RPI	S	Opponent	Score	RPI	S	Opponent	Score	RPI	S	Opponent	Score	RPI	S	Opponent	Score		
												112	A	Appalachian St.	66	80	
												159	A	UNCW	49	71	
												165	A	William & Mary	66	54	
												188	A	Elon	68	76	
												209	H	Furman	67	70	
												246	A	George Mason	52	66	
												248	A	Wofford	58	78	
												257	A	Campbell	65	66	
												276	H	Winthrop	64	71	
												313	H	South Carolina St.	75	51	
												319	H	Presbyterian	65	71	
												328	A	Lipscomb	65	63	
												341	H	Charleston So.	79	52	
LAST 12 Division I GAMES:																	
				165	A	William & Mary	66 54	341	H	Charleston So.	79 52						
				188	A	Elon	68 76	328	A	Lipscomb	65 63						
				159	A	UNCW	49 71	112	A	Appalachian St.	66 80						
				246	A	George Mason	52 66	276	H	Winthrop	64 71						
				319	H	Presbyterian	65 71	209	H	Furman	67 70						
				257	A	Campbell	65 66	248	A	Wofford	58 78						

Non-Div I Games:	North Greenville	95	62
------------------	------------------	----	----

Col. of Charleston

■ Loss, ■ Non-Conf, S Site, H Home A Away N Neutral

Colgate		Through Games Of Jan. 15, 2019									
Average RPI	Win: 293	WON-LOST	WINNING	LAST 10	STRENGTH OF	OPP. STRENGTH	TEAM	ADJ.	CONF.	ADJ CONF.	
Average RPI	Loss: 204	RECORD	PCT. RANK	GAMES	SCHEDULE	OF SCHEDULE	RPI	RPI	RPI	RPI	
DIV. I ONLY	6- 8	209	5-5	300	339	271	271	20	20		
DIV. I NON-CONF.	4- 6	212	0- 0	320	338	298	298	24	24		

TOTALS	RPI 1-25	RPI 26-50	W-L RECORDS	RPI 51-100	RPI 101-150	RPI 150+					
6- 8	0- 0	0- 0	OVERALL	0- 1	0- 2	6- 5					
4- 2	0- 0	0- 0	HOME	0- 0	0- 0	4- 2					
2- 6	0- 0	0- 0	AWAY	0- 1	0- 2	2- 3					
0- 0	0- 0	0- 0	NEUTRAL	0- 0	0- 0	0- 0					
4- 6	0- 0	0- 0	NON-CONFERENCE	0- 1	0- 1	4- 4					
3- 1	0- 0	0- 0	HOME	0- 0	0- 0	3- 1					
1- 5	0- 0	0- 0	AWAY	0- 1	0- 1	1- 3					
0- 0	0- 0	0- 0	NEUTRAL	0- 0	0- 0	0- 0					
2- 2	0- 0	0- 0	CONFERENCE	0- 0	0- 1	2- 1					
1- 1	0- 0	0- 0	HOME	0- 0	0- 0	1- 1					
1- 1	0- 0	0- 0	AWAY	0- 0	0- 1	1- 0					
0- 0	0- 0	0- 0	NEUTRAL	0- 0	0- 0	0- 0					

RPI 1-25				RPI 26-50				RPI 51-100				RPI 101+ Team's RPI: 271			
RPI	S	Opponent	Score	RPI	S	Opponent	Score	RPI	S	Opponent	Score	RPI	S	Opponent	Score
								99	A	Dayton	58 67	115	A	Yale	61 80
												144	A	Ameri can	57 76
												203	H	Navy	49 62
												230	A	Ni agara	69 74
												246	A	George Mason	61 64
												247	A	Hol y Cross	70 67
												255	H	Col umbi a	84 71
												280	A	UMass Lowel l	61 52
												283	A	Si ena	53 55
												299	H	Can i si us	67 53
												310	H	NJIT	53 71
												327	H	Lafayette	60 49
												349	H	Fai r lei gh Di cki nson	71 52
LAST 12 Di vi si on I GAMES:															
203	H	Navy	49 62	310	H	NJIT	53 71								
327	H	Lafayette	60 49	280	A	UMass Lowel l	61 52								
144	A	American	57 76	349	H	Fai r lei gh Di cki nson	71 52								
247	A	Hol y Cross	70 67	283	A	Si ena	53 55								
230	A	Ni agara	69 74	255	H	Col umbi a	84 71								
246	A	George Mason	61 64	299	H	Can i si us	67 53								

Non-Di v I Games:

Colgate

Average RPI Win: 178 WON-LOST RECORD WINNING PCT. RANK LAST 10 GAMES STRENGTH OF SCHEDULE OPP. STRENGTH OF SCHEDULE TEAM RPI ADJ. RPI CONF. RPI ADJ CONF. RPI

DIV. I ONLY	10- 6	102	4-6	134	37	123	123	2	2
DIV. I NON-CONF.	10- 1	19	0- 0	232	74	43	43	2	2
TOTALS	RPI 1-25	RPI 26-50	W-L RECORDS	RPI 51-100	RPI 101-150	RPI 150+			
10- 6	0- 1	1- 2	OVERALL	1- 3	1- 0	7- 0			
8- 3	0- 1	1- 1	HOME	1- 1	0- 0	6- 0			
1- 3	0- 0	0- 1	AWAY	0- 2	0- 0	1- 0			
1- 0	0- 0	0- 0	NEUTRAL	0- 0	1- 0	0- 0			
10- 1	0- 0	1- 1	NON-CONFERENCE	1- 0	1- 0	7- 0			
8- 0	0- 0	1- 0	HOME	1- 0	0- 0	6- 0			
1- 1	0- 0	0- 1	AWAY	0- 0	0- 0	1- 0			
1- 0	0- 0	0- 0	NEUTRAL	0- 0	1- 0	0- 0			
0- 5	0- 1	0- 1	CONFERENCE	0- 3	0- 0	0- 0			
0- 3	0- 1	0- 1	HOME	0- 1	0- 0	0- 0			
0- 2	0- 0	0- 0	AWAY	0- 2	0- 0	0- 0			
0- 0	0- 0	0- 0	NEUTRAL	0- 0	0- 0	0- 0			

RPI S Opponent	Score	RPI S Opponent	Score	RPI S Opponent	Score	RPI S Opponent	Score	Team's RPI: 123
15 H Arizona St.	70 76	41 A Miami (FL)	58 73	57 H Arizona	67 69	142 N Utah St.	78 68	
		43 H Utah	61 76	80 H Northern Colo.	77 69	168 H Pepperdine	80 65	
		47 H North Carolina	86 74	95 A Washington St.	48 74	175 H Colorado St.	59 40	
				100 A Washington	58 68	192 H Prairie View	79 38	
						203 H Navy	59 43	
						217 H Samford	81 39	
						253 A Nevada	65 52	
						307 H San Jose St.	76 64	
LAST 12 Division I GAMES:								
95 A Washington St.	48 74	217 H Samford	81 39					
100 A Washington	58 68	192 H Prairie View	79 38					
15 H Arizona St.	70 76	203 H Navy	59 43					
57 H Arizona	67 69	307 H San Jose St.	76 64					
43 H Utah	61 76	41 A Miami (FL)	58 73					
142 N Utah St.	78 68	168 H Pepperdine	80 65					

Non-Div I Games:

Col orado

Average RPI Win:	221	WON-LOST	WINNING	LAST 10	STRENGTH OF	OPP. STRENGTH	TEAM	ADJ.	CONF.	ADJ CONF.
Average RPI Loss:	78	RECORD	PCT. RANK	GAMES	SCHEDULE	OF SCHEDULE	RPI	RPI	RPI	RPI
DIV. I ONLY	5- 8	233	5-5	41	127	175	175	12	12	
DIV. I NON-CONF.	4- 5	190	0- 0	24	129	118	118	11	11	

TOTALS	RPI 1-25	RPI 26-50	W-L RECORDS	RPI 51-100	RPI 101-150	RPI 150+				
5- 8	0- 2	0- 1	OVERALL	0- 3	0- 1	5- 1				
5- 3	0- 1	0- 0	HOME	0- 2	0- 0	5- 0				
0- 5	0- 1	0- 1	AWAY	0- 1	0- 1	0- 1				
0- 0	0- 0	0- 0	NEUTRAL	0- 0	0- 0	0- 0				
4- 5	0- 2	0- 1	NON-CONFERENCE	0- 1	0- 1	4- 0				
4- 2	0- 1	0- 0	HOME	0- 1	0- 0	4- 0				
0- 3	0- 1	0- 1	AWAY	0- 0	0- 1	0- 0				
0- 0	0- 0	0- 0	NEUTRAL	0- 0	0- 0	0- 0				
1- 3	0- 0	0- 0	CONFERENCE	0- 2	0- 0	1- 1				
1- 1	0- 0	0- 0	HOME	0- 1	0- 0	1- 0				
0- 2	0- 0	0- 0	AWAY	0- 1	0- 0	0- 1				
0- 0	0- 0	0- 0	NEUTRAL	0- 0	0- 0	0- 0				

RPI 1-25				RPI 26-50				RPI 51-100				RPI 101+				Team's RPI: 175
RPI	S	Opponent	Score	RPI	S	Opponent	Score	RPI	S	Opponent	Score	RPI	S	Opponent	Score	
11	A	Gonzaga	39 50	28	A	BYU	42 51	56	A	New Mexico	58 70	123	A	Colorado	40 59	
15	H	Arizona St.	39 70					80	H	Northern Colo.	47 53	163	H	Denver	84 79	
								96	H	Fresno St.	55 66	195	H	Cornell	56 53	
												215	A	Air Force	48 63	
												235	H	UNLV	52 49	
												239	H	Northern Ariz.	65 54	
												274	H	North Florida	61 59	

LAST 12 Division I GAMES:																
56	A	New Mexico	58 70	28	A	BYU	42 51	15	H	Arizona St.	39 70	239	H	Northern Ariz.	65 54	
215	A	Air Force	48 63					274	H	North Florida	61 59	11	A	Gonzaga	39 50	
96	H	Fresno St.	55 66					195	H	Cornell	56 53					
235	H	UNLV	52 49													
163	H	Denver	84 79													
80	H	Northern Colo.	47 53													

Non-Div I Games: Chadron St. 91 38 Eastern N.M. 72 46

Colorado St.

Col umbi a					Through Games Of Jan. 15, 2019										
Average RPI Win:		234	WON-LOST	WINNING	LAST 10	STRENGTH OF	OPP. STRENGTH	TEAM	ADJ.	CONF.	ADJ CONF.				
Average RPI Loss:		188	RECORD	PCT. RANK	GAMES	SCHEDULE	OF SCHEDULE	RPI	RPI	RPI	RPI				
DIV. I ONLY			4- 9	264	2-8	209	274	255	255	11	11				
DIV. I NON-CONF.			4- 9	253	1- 0	218	280	262	262	10	10				

TOTALS		RPI 1-25	RPI 26-50		W-L RECORDS		RPI 51-100	RPI 101-150	RPI 150+						
4- 9	0- 0	0- 0	0- 0		OVERALL		0- 1	0- 3	4- 5						
2- 3	0- 0	0- 0	0- 0		HOME		0- 0	0- 1	2- 2						
2- 6	0- 0	0- 0	0- 0		AWAY		0- 1	0- 2	2- 3						
0- 0	0- 0	0- 0	0- 0		NEUTRAL		0- 0	0- 0	0- 0						
4- 9	0- 0	0- 0	0- 0		NON-CONFERENCE		0- 1	0- 3	4- 5						
2- 3	0- 0	0- 0	0- 0		HOME		0- 0	0- 1	2- 2						
2- 6	0- 0	0- 0	0- 0		AWAY		0- 1	0- 2	2- 3						
0- 0	0- 0	0- 0	0- 0		NEUTRAL		0- 0	0- 0	0- 0						
0- 0	0- 0	0- 0	0- 0		CONFERENCE		0- 0	0- 0	0- 0						
0- 0	0- 0	0- 0	0- 0		HOME		0- 0	0- 0	0- 0						
0- 0	0- 0	0- 0	0- 0		AWAY		0- 0	0- 0	0- 0						
0- 0	0- 0	0- 0	0- 0		NEUTRAL		0- 0	0- 0	0- 0						

RPI 1-25				RPI 26-50				RPI 51-100				RPI 101+ Team's RPI: 255			
RPI	S	Opponent	Score	RPI	S	Opponent	Score	RPI	S	Opponent	Score	RPI	S	Opponent	Score
								79	A	Boston College	60 74	103	A	Fordham	49 68
												124	H	Houston	72 83
												150	A	Illinois	69 76
												174	A	Mercer	72 68
												182	A	Milwaukee	65 78
												208	H	Cal St. Fullerton	58 61
												220	H	Hampton	88 63
												231	A	Hofstra	65 63
												271	A	Colgate	71 84
												281	A	Saint Joseph's	61 68
												296	H	Albany (NY)	58 62
												309	H	Army West Point	70 49

LAST 12 Division I GAMES:															
174	A	Mercer	72 68	79	A	Boston College	60 74	281	A	Saint Joseph's	61 68	124	H	Houston	72 83
220	H	Hampton	88 63	271	A	Colgate	71 84	150	A	Illinois	69 76	182	A	Milwaukee	65 78
296	H	Albany (NY)	58 62	103	A	Fordham	49 68	208	H	Cal St. Fullerton	58 61	231	A	Hofstra	65 63
103	A	Fordham	49 68	208	H	Cal St. Fullerton	58 61	271	A	Colgate	71 84	281	A	Saint Joseph's	61 68
208	H	Cal St. Fullerton	58 61	271	A	Colgate	71 84	296	H	Albany (NY)	58 62	296	H	Albany (NY)	58 62
309	H	Army West Point	70 49	296	H	Albany (NY)	58 62	309	H	Army West Point	70 49	309	H	Army West Point	70 49

Non-Div I Games:

Col umbi a

Average RPI Win:	346	WON-LOST	WINNING	LAST 10	STRENGTH OF	OPP. STRENGTH	TEAM	ADJ.	CONF.	ADJ CONF.
Average RPI Loss:	165	RECORD	PCT. RANK	GAMES	SCHEDULE	OF SCHEDULE	RPI	RPI	RPI	RPI
DIV. I ONLY	1- 15	345	1-9	77	327	287	287	32	32	
DIV. I NON-CONF.	0- 12	336	0- 0	14	238	247	247	32	32	

TOTALS	RPI 1-25	RPI 26-50	W-L RECORDS	RPI 51-100	RPI 101-150	RPI 150+				
1- 15	0- 2	0- 0	OVERALL	0- 4	0- 2	1- 7				
0- 4	0- 0	0- 0	HOME	0- 0	0- 0	0- 4				
1- 10	0- 2	0- 0	AWAY	0- 4	0- 2	1- 2				
0- 1	0- 0	0- 0	NEUTRAL	0- 0	0- 0	0- 1				
0- 12	0- 2	0- 0	NON-CONFERENCE	0- 4	0- 2	0- 4				
0- 1	0- 0	0- 0	HOME	0- 0	0- 0	0- 1				
0- 10	0- 2	0- 0	AWAY	0- 4	0- 2	0- 2				
0- 1	0- 0	0- 0	NEUTRAL	0- 0	0- 0	0- 1				
1- 3	0- 0	0- 0	CONFERENCE	0- 0	0- 0	1- 3				
0- 3	0- 0	0- 0	HOME	0- 0	0- 0	0- 3				
1- 0	0- 0	0- 0	AWAY	0- 0	0- 0	1- 0				
0- 0	0- 0	0- 0	NEUTRAL	0- 0	0- 0	0- 0				

RPI 1-25				RPI 26-50				RPI 51-100				RPI 101+				Team's RPI: 287
RPI	S	Opponent	Score	RPI	S	Opponent	Score	RPI	S	Opponent	Score	RPI	S	Opponent	Score	
9	A	Mississippi St.	38 110					51	A	Ohio	62 87	111	A	Virginia	41 55	
22	A	Maryland	36 93					78	A	Old Dominion	51 81	135	A	West Virginia	37 78	
								82	A	FGCU	61 93	171	N	UAB	61 86	
								97	A	Minnesota	52 84	230	A	Niagara	69 71	
												263	A	Marshall	67 88	
												279	H	Norfolk St.	63 68	
												295	H	UMBC	52 57	
												313	H	South Carolina St.	59 75	
												338	H	Savannah St.	70 76	
												346	A	Delaware St.	71 57	

LAST 12 Division I GAMES:																
313	H	South Carolina St.	59 75	171	N	UAB	61 86	82	A	FGCU	61 93					
279	H	Norfolk St.	63 68	230	A	Niagara	69 71	97	A	Minnesota	52 84					
346	A	Delaware St.	71 57	51	A	Ohio	62 87									
338	H	Savannah St.	70 76	111	A	Virginia	41 55									
78	A	Old Dominion	51 81													
263	A	Marshall	67 88													

Non-Div I Games:

Coppin St.

Average RPI Win:	281
Average RPI Loss:	153

Average RPI Win:	281	WON-LOST	WINNING	LAST 10	STRENGTH OF	OPP. STRENGTH	TEAM	ADJ.	CONF.	ADJ CONF.
Average RPI Loss:	153	RECORD	PCT. RANK	GAMES	SCHEDULE	OF SCHEDULE	RPI	RPI	RPI	RPI
DIV. I ONLY		6- 5	145	6-4	281	290	195	195	11	11
DIV. I NON-CONF.		6- 5	143	1- 0	282	295	202	202	10	10
TOTALS	RPI 1-25		RPI 26-50	W-L RECORDS		RPI 51-100	RPI 101-150		RPI 150+	
6- 5	0- 0		0- 0	OVERALL		0- 1	0- 2		6- 2	
5- 0	0- 0		0- 0	HOME		0- 0	0- 0		5- 0	
1- 5	0- 0		0- 0	AWAY		0- 1	0- 2		1- 2	
0- 0	0- 0		0- 0	NEUTRAL		0- 0	0- 0		0- 0	
6- 5	0- 0		0- 0	NON-CONFERENCE		0- 1	0- 2		6- 2	
5- 0	0- 0		0- 0	HOME		0- 0	0- 0		5- 0	
1- 5	0- 0		0- 0	AWAY		0- 1	0- 2		1- 2	
0- 0	0- 0		0- 0	NEUTRAL		0- 0	0- 0		0- 0	
0- 0	0- 0		0- 0	CONFERENCE		0- 0	0- 0		0- 0	
0- 0	0- 0		0- 0	HOME		0- 0	0- 0		0- 0	
0- 0	0- 0		0- 0	AWAY		0- 0	0- 0		0- 0	
0- 0	0- 0		0- 0	NEUTRAL		0- 0	0- 0		0- 0	

RPI 1-25				RPI 26-50				RPI 51-100				RPI 101+				Team's RPI: 195	
RPI	S	Opponent	Score	RPI	S	Opponent	Score	RPI	S	Opponent	Score	RPI	S	Opponent	Score		
								97	A	Minnesota	45 65	118	A	Lehigh	54 67		
												134	A	Stony Brook	61 63		
												175	A	Colorado St.	53 56		
												214	H	St. Bonaventure	58 44		
												220	H	Hampton	79 53		
												243	A	Binghamton	61 72		
												280	H	UMass Lowell	63 54		
												296	H	Albany (NY)	48 34		
												327	A	Lafayette	62 59		
												346	H	Delaware St.	94 59		
LAST 12 Division I GAMES:																	
				214	H	St. Bonaventure	58 44	118	A	Lehigh	54 67						
				220	H	Hampton	79 53	175	A	Colorado St.	53 56						
				327	A	Lafayette	62 59	97	A	Minnesota	45 65						
				346	H	Delaware St.	94 59	280	H	UMass Lowell	63 54						
				134	A	Stony Brook	61 63	296	H	Albany (NY)	48 34						
								243	A	Binghamton	61 72						

Cornel I

Average RPI	Win: 170	WON-LOST	WINNING	LAST 10	STRENGTH OF	OPP. STRENGTH	TEAM	ADJ.	CONF.	ADJ CONF.
Average RPI	Loss: 39	RECORD	PCT. RANK	GAMES	SCHEDULE	OF SCHEDULE	RPI	RPI	RPI	RPI
DIV. I ONLY	9- 8	161	6-4	47	26	74	74	5	5	
DIV. I NON-CONF.	6- 5	143	0- 0	94	57	102	102	4	4	

TOTALS	RPI 1-25	RPI 26-50	W-L RECORDS	RPI 51-100	RPI 101-150	RPI 150+				
9- 8	0- 3	1- 2	OVERALL	3- 3	1- 0	4- 0				
3- 4	0- 2	0- 1	HOME	2- 1	0- 0	1- 0				
4- 4	0- 1	1- 1	AWAY	1- 2	0- 0	2- 0				
2- 0	0- 0	0- 0	NEUTRAL	0- 0	1- 0	1- 0				
6- 5	0- 2	0- 2	NON-CONFERENCE	1- 1	1- 0	4- 0				
2- 3	0- 2	0- 1	HOME	1- 0	0- 0	1- 0				
2- 2	0- 0	0- 1	AWAY	0- 1	0- 0	2- 0				
2- 0	0- 0	0- 0	NEUTRAL	0- 0	1- 0	1- 0				
3- 3	0- 1	1- 0	CONFERENCE	2- 2	0- 0	0- 0				
1- 1	0- 0	0- 0	HOME	1- 1	0- 0	0- 0				
2- 2	0- 1	1- 0	AWAY	1- 1	0- 0	0- 0				
0- 0	0- 0	0- 0	NEUTRAL	0- 0	0- 0	0- 0				

RPI 1-25				RPI 26-50				RPI 51-100				Team's RPI : 74				RPI 101+			
RPI	S	Opponent	Score	RPI	S	Opponent	Score	RPI	S	Opponent	Score	RPI	S	Opponent	Score	RPI	S	Opponent	Score
13	A	Marquette	67 85	26	H	Florida St.	52 71	53	H	Villanova	52 54	147	N	South Fla.	83 76				
14	H	Drake	69 85	27	A	South Dakota St.	48 74	69	A	UNI	55 65	173	N	Vanderbilt	75 55				
21	H	South Dakota	65 77	36	A	DePaul	85 82	87	A	Seton Hall	75 82	266	A	Wichita St.	83 71				
								92	H	Nebraska	74 65	303	H	Omaha	66 51				
								93	H	Georgetown	65 38	321	A	North Dakota St.	86 51				
								98	A	St. John's (NY)	65 63								
LAST 12 Division I GAMES:																			
				98	A	St. John's (NY)	65 63	173	N	Vanderbilt	75 55								
				87	A	Seton Hall	75 82	147	N	South Fla.	83 76								
				93	H	Georgetown	65 38	26	H	Florida St.	52 71								
				53	H	Villanova	52 54	266	A	Wichita St.	83 71								
				13	A	Marquette	67 85	303	H	Omaha	66 51								
				36	A	DePaul	85 82	92	H	Nebraska	74 65								

Non-Div I Games:

Creighton

Average RPI	Win:	265	WON-LOST	WINNING	LAST 10	STRENGTH OF	OPP. STRENGTH	TEAM	ADJ.	CONF.	ADJ CONF.
Average RPI	Loss:	155	RECORD	PCT. RANK	GAMES	SCHEDULE	OF SCHEDULE	RPI	RPI	RPI	RPI
DIV. I ONLY		7- 6		147	5-5	304	215	225	225	11	11
DIV. I NON-CONF.		7- 6		153	0- 1	300	226	230	230	10	10

TOTALS	RPI 1-25		RPI 26-50		W-L RECORDS	RPI 51-100		RPI 101-150		RPI 150+	
7- 6	0- 0		0- 1		OVERALL	0- 2		1- 0		6- 3	
5- 1	0- 0		0- 1		HOME	0- 0		1- 0		4- 0	
2- 3	0- 0		0- 0		AWAY	0- 1		0- 0		2- 2	
0- 2	0- 0		0- 0		NEUTRAL	0- 1		0- 0		0- 1	
7- 6	0- 0		0- 1		NON-CONFERENCE	0- 2		1- 0		6- 3	
5- 1	0- 0		0- 1		HOME	0- 0		1- 0		4- 0	
2- 3	0- 0		0- 0		AWAY	0- 1		0- 0		2- 2	
0- 2	0- 0		0- 0		NEUTRAL	0- 1		0- 0		0- 1	
0- 0	0- 0		0- 0		CONFERENCE	0- 0		0- 0		0- 0	
0- 0	0- 0		0- 0		HOME	0- 0		0- 0		0- 0	
0- 0	0- 0		0- 0		AWAY	0- 0		0- 0		0- 0	
0- 0	0- 0		0- 0		NEUTRAL	0- 0		0- 0		0- 0	

RPI 1-25				RPI 26-50				RPI 51-100				RPI 101+ Team's RPI: 225			
RPI	S	Opponent	Score	RPI	S	Opponent	Score	RPI	S	Opponent	Score	RPI	S	Opponent	Score
				37	H	Buffalo	69 75	59	N	Middle Tenn.	58 70	120	H	Boston U.	64 44
								79	A	Boston College	68 99	208	A	Cal St. Fullerton	62 67
												227	A	San Diego	76 78
												243	H	Binghamton	63 39
												280	H	UMass Lowell	70 54
												297	A	Vermont	66 42
												298	H	Fairfield	59 46
												301	A	New Hampshire	62 42
												314	H	Loyola Maryland	54 41
												317	N	UC Santa Barbara	56 62
LAST 12 Division I GAMES:															
317	N	UC Santa Barbara	56 62	298	H	Fairfield	59 46	120	H	Boston U.	64 44	227	A	San Diego	76 78
243	H	Binghamton	63 39	79	A	Boston College	68 99	208	A	Cal St. Fullerton	62 67	297	A	Vermont	66 42
301	A	New Hampshire	62 42	37	H	Buffalo	69 75	59	N	Middle Tenn.	58 70	298	H	Fairfield	59 46
280	H	UMass Lowell	70 54									301	A	New Hampshire	62 42

Non-Div I Games:

Dartmouth

Davidson				Through Games Of Jan. 15, 2019						
Average RPI	Win: 199	WON-LOST RECORD	WINNING PCT. RANK	LAST 10 GAMES	STRENGTH OF SCHEDULE	OPP. STRENGTH OF SCHEDULE	TEAM RPI	ADJ. RPI	CONF. RPI	ADJ CONF. RPI
DIV. I ONLY		8- 7	151	6-4	150	177	128	128	17	17
DIV. I NON-CONF.		5- 7	206	0- 0	147	165	176	176	17	17

TOTALS	RPI 1-25		RPI 26-50	W-L RECORDS	RPI 51-100		RPI 101-150		RPI 150+	
8- 7	0- 1		1- 0	OVERALL	0- 1		1- 2		6- 3	
4- 1	0- 0		0- 0	HOME	0- 0		0- 1		4- 0	
4- 6	0- 1		1- 0	AWAY	0- 1		1- 1		2- 3	
0- 0	0- 0		0- 0	NEUTRAL	0- 0		0- 0		0- 0	
5- 7	0- 1		1- 0	NON-CONFERENCE	0- 1		0- 2		4- 3	
3- 1	0- 0		0- 0	HOME	0- 0		0- 1		3- 0	
2- 6	0- 1		1- 0	AWAY	0- 1		0- 1		1- 3	
0- 0	0- 0		0- 0	NEUTRAL	0- 0		0- 0		0- 0	
3- 0	0- 0		0- 0	CONFERENCE	0- 0		1- 0		2- 0	
1- 0	0- 0		0- 0	HOME	0- 0		0- 0		1- 0	
2- 0	0- 0		0- 0	AWAY	0- 0		1- 0		1- 0	
0- 0	0- 0		0- 0	NEUTRAL	0- 0		0- 0		0- 0	

RPI 1-25				RPI 26-50				RPI 51-100				RPI 101+ Team's RPI: 128			
RPI	S	Opponent	Score	RPI	S	Opponent	Score	RPI	S	Opponent	Score	RPI	S	Opponent	Score
8	A	NC State	45 75	44	A	Clemson	90 80	89	A	Princeton	57 65	112	H	Appalachian St.	78 81
												133	A	Duquesne	62 47
												136	A	Charlotte	66 78
												162	H	High Point	71 62
												165	H	William & Mary	76 65
												184	A	Rhode Island	77 67
												188	A	Elon	72 73
												201	A	UNC Asheville	56 69
												212	A	Gardner-Webb	49 54
												246	H	George Mason	67 59
												319	H	Presbyterian	83 56
												341	A	Charleston So.	72 34
LAST 12 Division I GAMES:															
184	A	Rhode Island	77 67	44	A	Clemson	90 80	188	A	Elon	72 73				
133	A	Duquesne	62 47	89	A	Princeton	57 65	162	H	High Point	71 62				
246	H	George Mason	67 59	165	H	William & Mary	76 65	201	A	UNC Asheville	56 69				
8	A	NC State	45 75												
136	A	Charlotte	66 78												
319	H	Presbyterian	83 56												

Non-Div I Games: Queens (NC) 80 47

Davidson

Average RPI Win: **176**
 Average RPI Loss: **61**

WON-LOST
RECORD

WINNING
PCT. RANK

LAST 10
GAMES

STRENGTH OF
SCHEDULE

OPP. STRENGTH
OF SCHEDULE

TEAM
RPI

ADJ.
RPI

CONF.
RPI

ADJ CONF.
RPI

DIV. I ONLY	7- 7	166	5-5	36	109	99	99	17	17
DIV. I NON-CONF.	5- 6	177	0- 0	10	112	71	71	17	17
TOTALS	RPI 1-25	RPI 26-50	W-L RECORDS	RPI 51-100	RPI 101-150	RPI 150+			
7- 7	0- 2	2- 3	OVERALL	0- 1	1- 0	4- 1			
6- 1	0- 0	1- 1	HOME	0- 0	1- 0	4- 0			
0- 5	0- 2	0- 2	AWAY	0- 0	0- 0	0- 1			
1- 1	0- 0	1- 0	NEUTRAL	0- 1	0- 0	0- 0			
5- 6	0- 2	2- 3	NON-CONFERENCE	0- 1	1- 0	2- 0			
4- 1	0- 0	1- 1	HOME	0- 0	1- 0	2- 0			
0- 4	0- 2	0- 2	AWAY	0- 0	0- 0	0- 0			
1- 1	0- 0	1- 0	NEUTRAL	0- 1	0- 0	0- 0			
2- 1	0- 0	0- 0	CONFERENCE	0- 0	0- 0	2- 1			
2- 0	0- 0	0- 0	HOME	0- 0	0- 0	2- 0			
0- 1	0- 0	0- 0	AWAY	0- 0	0- 0	0- 1			
0- 0	0- 0	0- 0	NEUTRAL	0- 0	0- 0	0- 0			

RPI	S	Opponent	Score	RPI	S	Opponent	Score	RPI	S	Opponent	Score	RPI	S	Opponent	Score
22	A	Maryland	71 82	29	H	Northeastern	79 84	75	N	Virginia Tech	57 69	109	H	Toledo	70 49
25	A	South Carolina	55 65	34	N	Georgia Tech	85 66					181	H	Massachusetts	75 47
				37	H	Buffalo	72 59					189	A	George Washington	45 46
				42	A	Green Bay	35 51					256	H	La Salle	84 45
				46	A	James Madison	55 68					271	H	Colgate	67 58
												344	H	Evansville	69 30
LAST 12 Division I GAMES:															
189	A	George Washington	45 46	37	H	Buffalo	72 59								
181	H	Massachusetts	75 47	46	A	James Madison	55 68								
256	H	La Salle	84 45	25	A	South Carolina	55 65								
34	N	Georgia Tech	85 66	42	A	Green Bay	35 51								
75	N	Virginia Tech	57 69	109	H	Toledo	70 49								
344	H	Evansville	69 30	29	H	Northeastern	79 84								

DePaul

DePaul				Through Games Of Jan. 15, 2019							
Average RPI	Win:	153	WON-LOST	WINNING	LAST 10	STRENGTH OF	OPP. STRENGTH	TEAM	ADJ.	CONF.	ADJ CONF.
Average RPI	Loss:	20	RECORD	PCT. RANK	GAMES	SCHEDULE	OF SCHEDULE	RPI	RPI	RPI	RPI
DIV. I ONLY			12- 5	72	8-2	65	7	36	36	5	5
DIV. I NON-CONF.			9- 3	62	0- 0	98	14	40	40	4	4

TOTALS		RPI 1-25	RPI 26-50		W-L RECORDS		RPI 51-100		RPI 101-150		RPI 150+
12- 5		0- 4	1- 0		OVERALL		5- 1		1- 0		5- 0
6- 2		0- 1	1- 0		HOME		1- 1		1- 0		3- 0
4- 2		0- 2	0- 0		AWAY		2- 0		0- 0		2- 0
2- 1		0- 1	0- 0		NEUTRAL		2- 0		0- 0		0- 0
9- 3		0- 3	1- 0		NON-CONFERENCE		3- 0		0- 0		5- 0
5- 1		0- 1	1- 0		HOME		1- 0		0- 0		3- 0
2- 1		0- 1	0- 0		AWAY		0- 0		0- 0		2- 0
2- 1		0- 1	0- 0		NEUTRAL		2- 0		0- 0		0- 0
3- 2		0- 1	0- 0		CONFERENCE		2- 1		1- 0		0- 0
1- 1		0- 0	0- 0		HOME		0- 1		1- 0		0- 0
2- 1		0- 1	0- 0		AWAY		2- 0		0- 0		0- 0
0- 0		0- 0	0- 0		NEUTRAL		0- 0		0- 0		0- 0

RPI 1-25				RPI 26-50				Team's RPI: 36				RPI 51-100				RPI 101+			
RPI	S	Opponent	Score	RPI	S	Opponent	Score					RPI	S	Opponent	Score	RPI	S	Opponent	Score
1	H	Notre Dame	77 101	42	H	Green Bay	73 64					53	A	Villanova	66 59	108	H	Providence	88 62
4	N	Syracuse	81 83									63	N	Kansas St.	79 59	153	A	Oklahoma	87 76
7	A	UConn	63 99									74	H	Creighton	82 85	237	A	Loyola Chicago	102 76
13	A	Marquette	63 96									89	N	Princeton	82 67	250	H	Temple	102 88
												93	A	Georgetown	69 64	315	H	Tennessee St.	95 73
												94	H	Northwestern	76 60	338	H	Savannah St.	124 61

LAST 12 Division I GAMES:																			
53	A	Villanova	66 59	315	H	Tennessee St.	95 73												
93	A	Georgetown	69 64	153	A	Oklahoma	87 76												
13	A	Marquette	63 96	94	H	Northwestern	76 60												
108	H	Providence	88 62	250	H	Temple	102 88												
74	H	Creighton	82 85	7	A	UConn	63 99												
237	A	Loyola Chicago	102 76	338	H	Savannah St.	124 61												

Non-Div I Games:

DePaul

DePaul

Delaware				Through Games Of Jan. 15, 2019							
Average RPI	Win:	269	WON-LOST	WINNING	LAST 10	STRENGTH OF	OPP. STRENGTH	TEAM	ADJ.	CONF.	ADJ CONF.
Average RPI	Loss:	105	RECORD	PCT. RANK	GAMES	SCHEDULE	OF SCHEDULE	RPI	RPI	RPI	RPI
DIV. I ONLY			5- 10	248	3-7	63	291	196	196	10	10
DIV. I NON-CONF.			5- 7	206	1- 0	107	313	193	193	13	13

TOTALS		RPI 1-25		RPI 26-50	W-L RECORDS	RPI 51-100		RPI 101-150		RPI 150+	
5- 10		0- 2		0- 1	OVERALL	0- 2		0- 2		5- 3	
2- 5		0- 2		0- 1	HOME	0- 1		0- 0		2- 1	
1- 3		0- 0		0- 0	AWAY	0- 1		0- 1		1- 1	
2- 2		0- 0		0- 0	NEUTRAL	0- 0		0- 1		2- 1	
5- 7		0- 2		0- 0	NON-CONFERENCE	0- 1		0- 2		5- 2	
2- 2		0- 2		0- 0	HOME	0- 0		0- 0		2- 0	
1- 3		0- 0		0- 0	AWAY	0- 1		0- 1		1- 1	
2- 2		0- 0		0- 0	NEUTRAL	0- 0		0- 1		2- 1	
0- 3		0- 0		0- 1	CONFERENCE	0- 1		0- 0		0- 1	
0- 3		0- 0		0- 1	HOME	0- 1		0- 0		0- 1	
0- 0		0- 0		0- 0	AWAY	0- 0		0- 0		0- 0	
0- 0		0- 0		0- 0	NEUTRAL	0- 0		0- 0		0- 0	

RPI 1-25				RPI 26-50				RPI 51-100				RPI 101+ Team's RPI: 196			
RPI	S	Opponent	Score	RPI	S	Opponent	Score	RPI	S	Opponent	Score	RPI	S	Opponent	Score
19	H	UCF	60 71	46	H	James Madison	43 68	69	A	UNI	67 79	110	N	Montana St.	60 69
22	H	Maryland	53 77					90	H	Towson	48 56	120	A	Boston U.	61 72
												157	H	Drexel	40 57
												172	N	Bradley	47 59
												177	N	Nicholls St.	71 56
												212	H	Gardner-Webb	69 45
												246	A	George Mason	46 72
												281	H	Saint Joseph's	48 39
												327	N	Lafayette	65 47
												346	A	Delaware St.	85 77

LAST 12 Division I GAMES:															
327	N	Lafayette	65 47	22	H	Maryland	53 77	212	H	Gardner-Webb	69 45				
177	N	Nicholls St.	71 56					19	H	UCF	60 71				
157	H	Drexel	40 57					246	A	George Mason	46 72				
90	H	Towson	48 56					120	A	Boston U.	61 72				
46	H	James Madison	43 68					172	N	Bradley	47 59				
281	H	Saint Joseph's	48 39												

Non-Div I Games:

Delaware

Average RPI Win:	348	WON-LOST	WINNING	LAST 10	STRENGTH OF	OPP. STRENGTH	TEAM	ADJ.	CONF.	ADJ CONF.
Average RPI Loss:	206	RECORD	PCT. RANK	GAMES	SCHEDULE	OF SCHEDULE	RPI	RPI	RPI	RPI
DIV. I ONLY	1- 12	334	2-8	314	293	346	346	32	32	
DIV. I NON-CONF.	0- 9	336	0- 0	203	246	339	339	32	32	

TOTALS	RPI 1-25	RPI 26-50	W-L RECORDS	RPI 51-100	RPI 101-150	RPI 150+				
1- 12	0- 0	0- 1	OVERALL	0- 1	0- 0	1- 10				
1- 4	0- 0	0- 1	HOME	0- 0	0- 0	1- 3				
0- 8	0- 0	0- 0	AWAY	0- 1	0- 0	0- 7				
0- 0	0- 0	0- 0	NEUTRAL	0- 0	0- 0	0- 0				
0- 9	0- 0	0- 1	NON-CONFERENCE	0- 1	0- 0	0- 7				
0- 2	0- 0	0- 1	HOME	0- 0	0- 0	0- 1				
0- 7	0- 0	0- 0	AWAY	0- 1	0- 0	0- 6				
0- 0	0- 0	0- 0	NEUTRAL	0- 0	0- 0	0- 0				
1- 3	0- 0	0- 0	CONFERENCE	0- 0	0- 0	1- 3				
1- 2	0- 0	0- 0	HOME	0- 0	0- 0	1- 2				
0- 1	0- 0	0- 0	AWAY	0- 0	0- 0	0- 1				
0- 0	0- 0	0- 0	NEUTRAL	0- 0	0- 0	0- 0				

RPI 1-25				RPI 26-50				RPI 51-100				RPI 101+				Team's RPI: 346
RPI	S	Opponent	Score	RPI	S	Opponent	Score	RPI	S	Opponent	Score	RPI	S	Opponent	Score	
				46	H	James Madison	57 103	98	A	St. John's (NY)	44 82	164	A	VCU	55 97	
												166	A	Xavier	59 80	
												195	A	Cornell	59 94	
												196	H	Delaware	77 85	
												250	A	Temple	61 75	
												259	A	Robert Morris	63 64	
												263	A	Marshall	63 75	
												265	H	N. C. A&T	47 67	
												279	A	Norfolk St.	50 63	
												287	H	Coppin St.	57 71	
												348	H	N. C. Central	71 61	
LAST 12 Division I GAMES:																
348	H	N. C. Central	71 61	259	A	Robert Morris	63 64									
265	H	N. C. A&T	47 67	195	A	Cornell	59 94									
287	H	Coppin St.	57 71	166	A	Xavier	59 80									
279	A	Norfolk St.	50 63	98	A	St. John's (NY)	44 82									
164	A	VCU	55 97	196	H	Delaware	77 85									
263	A	Marshall	63 75	46	H	James Madison	57 103									

Non-Div I Games: Post 65 53 Cheyney 79 59

Delaware St.

Average RPI Win:	167	WON-LOST	WINNING	LAST 10	STRENGTH OF	OPP. STRENGTH	TEAM	ADJ.	CONF.	ADJ CONF.
Average RPI Loss:	134	RECORD	PCT. RANK	GAMES	SCHEDULE	OF SCHEDULE	RPI	RPI	RPI	RPI
DIV. I ONLY	10- 8	142	4-6	219	69	163	163	18	18	
DIV. I NON-CONF.	7- 6	153	0- 0	246	51	186	186	15	15	

TOTALS	RPI 1-25	RPI 26-50	W-L RECORDS	RPI 51-100	RPI 101-150	RPI 150+				
10- 8	1- 0	0- 1	OVERALL	1- 3	2- 0	6- 4				
8- 1	1- 0	0- 0	HOME	1- 0	2- 0	4- 1				
2- 7	0- 0	0- 1	AWAY	0- 3	0- 0	2- 3				
0- 0	0- 0	0- 0	NEUTRAL	0- 0	0- 0	0- 0				
7- 6	0- 0	0- 0	NON-CONFERENCE	1- 3	2- 0	4- 3				
6- 1	0- 0	0- 0	HOME	1- 0	2- 0	3- 1				
1- 5	0- 0	0- 0	AWAY	0- 3	0- 0	1- 2				
0- 0	0- 0	0- 0	NEUTRAL	0- 0	0- 0	0- 0				
3- 2	1- 0	0- 1	CONFERENCE	0- 0	0- 0	2- 1				
2- 0	1- 0	0- 0	HOME	0- 0	0- 0	1- 0				
1- 2	0- 0	0- 1	AWAY	0- 0	0- 0	1- 1				
0- 0	0- 0	0- 0	NEUTRAL	0- 0	0- 0	0- 0				

RPI	S	Opponent	Score	RPI	S	Opponent	Score	RPI	S	Opponent	Score	RPI	S	Opponent	Score	Team's RPI: 163
21	H	South Dakota	104 99	27	A	South Dakota St.	59 76	65	A	Wyoming	74 78	126	H	Loyola Marymount	104 75	
								77	H	Lamar University	117 110	144	H	American	83 54	
								80	A	Northern Colo.	66 74	175	A	Colorado St.	79 84	
								92	A	Nebraska	71 96	179	H	UMKC	92 75	
												186	A	New Mexico St.	64 66	
												193	H	North Dakota	87 66	
												199	A	Southern Utah	71 70	
												214	H	St. Bonaventure	76 62	
												215	H	Air Force	92 66	
												217	H	Samford	83 87	
												228	A	Western Ill.	78 87	
												303	A	Omaha	95 68	

LAST 12 Division I GAMES:																
27	A	South Dakota St.	59 76	217	H	Samford	83 87	92	A	Nebraska	71 96	186	A	New Mexico St.	64 66	
193	H	North Dakota	87 66	92	A	Nebraska	71 96	199	A	Southern Utah	71 70	65	A	Wyoming	74 78	
21	H	South Dakota	104 99	186	A	New Mexico St.	64 66	65	A	Wyoming	74 78	126	H	Loyola Marymount	104 75	
228	A	Western Ill.	78 87	199	A	Southern Utah	71 70									
303	A	Omaha	95 68													
175	A	Colorado St.	79 84	126	H	Loyola Marymount	104 75									

Non-Div I Games:

Denver

Average RPI Win: 339 WON-LOST RECORD WINNING PCT. RANK LAST 10 GAMES STRENGTH OF SCHEDULE OPP. STRENGTH OF SCHEDULE TEAM RPI ADJ. RPI CONF. RPI ADJ CONF. RPI

DIV. I ONLY	2- 13	326	1-9	302	263	332	332	19	19
DIV. I NON-CONF.	1- 9	326	0- 0	251	290	328	328	18	18
TOTALS	RPI 1-25	RPI 26-50	W-L RECORDS	RPI 51-100	RPI 101-150	RPI 150+			
2- 13	0- 0	0- 0	OVERALL	0- 1	0- 5	2- 7			
0- 5	0- 0	0- 0	HOME	0- 0	0- 2	0- 3			
2- 8	0- 0	0- 0	AWAY	0- 1	0- 3	2- 4			
0- 0	0- 0	0- 0	NEUTRAL	0- 0	0- 0	0- 0			
1- 9	0- 0	0- 0	NON-CONFERENCE	0- 1	0- 3	1- 5			
0- 3	0- 0	0- 0	HOME	0- 0	0- 1	0- 2			
1- 6	0- 0	0- 0	AWAY	0- 1	0- 2	1- 3			
0- 0	0- 0	0- 0	NEUTRAL	0- 0	0- 0	0- 0			
1- 4	0- 0	0- 0	CONFERENCE	0- 0	0- 2	1- 2			
0- 2	0- 0	0- 0	HOME	0- 0	0- 1	0- 1			
1- 2	0- 0	0- 0	AWAY	0- 0	0- 1	1- 1			
0- 0	0- 0	0- 0	NEUTRAL	0- 0	0- 0	0- 0			

RPI S Opponent Score	RPI S Opponent Score	RPI S Opponent Score	RPI S Opponent Score
		60 A Mi chi gan 62 95	102 A Ohio St. 41 55
			109 A Toledo 60 77
			119 H Youngstown St. 59 85
			137 A IUPUI 47 82
			140 H Mi ami (OH) 59 78
			206 A Bowling Green 73 79
			219 A Eastern Mi ch. 53 60
			237 A Loyol a Chi cago 43 52
			260 H Clevel and St. 49 67
			284 A Oakl and 67 74
			294 H Western Mi ch. 44 54
			303 H Omaha 42 51
			337 A UIC 42 36
			340 A Manhattan 58 56
LAST 12 Division I GAMES:			
337 A UIC 42 36	206 A Bowl ing Green 73 79		
137 A IUPUI 47 82	294 H Western Mi ch. 44 54		
284 A Oakl and 67 74	219 A Eastern Mi ch. 53 60		
260 H Clevel and St. 49 67	303 H Omaha 42 51		
119 H Youngstown St. 59 85	340 A Manhattan 58 56		
109 A Toledo 60 77	60 A Mi chi gan 62 95		

Non-Div I Games: Mi ch. -Dearborn 68 60

Detroit Mercy

Average RPI Win: 138

Average RPI Loss: 13

WON-LOST
RECORDWINNING
PCT. RANKLAST 10
GAMESSTRENGTH OF
SCHEDULEOPP. STRENGTH
OF SCHEDULETEAM
RPIADJ.
RPICONF.
RPIADJ CONF.
RPIDIV. I ONLY
DIV. I NON-CONF.11- 4
7- 462
1097-3
1- 014
920
114
1214
1213
1413
14

TOTALS

RPI 1-25

RPI 26-50

W-L RECORDS

RPI 51-100

RPI 101-150

RPI 150+

11- 4

3- 3

0- 1

OVERALL

2- 0

0- 0

6- 0

4- 1

1- 1

0- 0

HOME

0- 0

0- 0

3- 0

5- 2

0- 1

0- 1

AWAY

2- 0

0- 0

3- 0

2- 1

2- 1

0- 0

NEUTRAL

0- 0

0- 0

0- 0

7- 4

3- 3

0- 1

NON-CONFERENCE

2- 0

0- 0

2- 0

2- 1

1- 1

0- 0

HOME

0- 0

0- 0

1- 0

3- 2

0- 1

0- 1

AWAY

2- 0

0- 0

1- 0

2- 1

2- 1

0- 0

NEUTRAL

0- 0

0- 0

0- 0

4- 0

0- 0

0- 0

CONFERENCE

0- 0

0- 0

4- 0

2- 0

0- 0

0- 0

HOME

0- 0

0- 0

2- 0

2- 0

0- 0

0- 0

AWAY

0- 0

0- 0

2- 0

0- 0

0- 0

0- 0

NEUTRAL

0- 0

0- 0

0- 0

RPI 1-25

Team's RPI: 14

RPI 26-50

RPI 51-100

RPI 101+

RPI	S	Opponent	Score
1	N	Notre Dame	64 82
10	A	Iowa St.	81 86
12	H	Iowa	82 91
20	N	Rutgers	69 59
21	H	South Dakota	76 64
25	N	South Carolina	90 85

RPI	S	Opponent	Score
27	A	South Dakota St.	71 80

RPI	S	Opponent	Score
74	A	Creighton	85 69
92	A	Nebraska	83 77

RPI	S	Opponent	Score
161	H	CSUN	73 63
172	A	Bradley	92 63
178	A	Illinois St.	82 64
228	A	Western Ill.	98 71
237	H	Loyola Chicago	69 60
306	H	Valparaiso	84 53

LAST 12 Division I GAMES:

25	N	South Carolina	90 85
1	N	Notre Dame	64 82
306	H	Valparaiso	84 53
237	H	Loyola Chicago	69 60
178	A	Illinois St.	82 64
172	A	Bradley	92 63
12	H	Iowa	82 91
10	A	Iowa St.	81 86
27	A	South Dakota St.	71 80
74	A	Creighton	85 69
20	N	Rutgers	69 59
161	H	CSUN	73 63

Non-Div I Games:

Clarke

91 43

Drake

■ Loss,
 ■ Non-Conf,
 ■ S Site,
 ■ Home
 ■ A Away
 N Neutral

Average RPI Win: 246

Average RPI Loss: 71

WON-LOST
RECORDWINNING
PCT. RANKLAST 10
GAMESSTRENGTH OF
SCHEDULEOPP. STRENGTH
OF SCHEDULETEAM
RPIADJ.
RPICONF.
RPIADJ CONF.
RPIDIV. I ONLY
DIV. I NON-CONF.9- 5
8- 397
726-4
1- 0189
236199
230157
132157
13210
1310
13

TOTALS

RPI 1-25

RPI 26-50

W-L RECORDS

RPI 51-100

RPI 101-150

RPI 150+

9- 5
3- 4
5- 0
1- 10- 0
0- 0
0- 0
0- 00- 1
0- 1
0- 0
0- 0OVERALL
HOME
AWAY
NEUTRAL1- 4
1- 3
0- 0
0- 10- 0
0- 0
0- 0
0- 08- 0
2- 0
5- 0
1- 08- 3
3- 2
4- 0
1- 10- 0
0- 0
0- 0
0- 00- 0
0- 0
0- 0
0- 0NON-CONFERENCE
HOME
AWAY
NEUTRAL1- 3
1- 2
0- 0
0- 10- 0
0- 0
0- 0
0- 07- 0
2- 0
4- 0
1- 01- 2
0- 2
1- 0
0- 00- 0
0- 0
0- 0
0- 00- 1
0- 1
0- 0
0- 0CONFERENCE
HOME
AWAY
NEUTRAL0- 1
0- 1
0- 0
0- 00- 0
0- 0
0- 0
0- 01- 0
0- 0
1- 0
0- 0

RPI 1-25

RPI 26-50

RPI 51-100

RPI 101+

Team's RPI: 157

RPI S Opponent Score

RPI S Opponent Score

46 H James Madison 35 51

RPI S Opponent Score

64 H Penn 39 55

66 H Bucknell I 64 42

70 H Quinnipiac 52 56

83 N Wright St. 63 71

90 H Towson 54 55

RPI S Opponent Score

196 A Delaware 57 40

212 H Gardner-Webb 65 48

256 A La Salle 58 43

281 H Saint Joseph's 51 34

283 N Siena 51 39

285 A Richmond 58 35

297 A Vermont 60 44

340 A Manhattan 53 39

LAST 12 Division I GAMES:

297 A Vermont 60 44

196 A Delaware 57 40

46 H James Madison 35 51

90 H Towson 54 55

285 A Richmond 58 35

64 H Penn 39 55

212 H Gardner-Webb 65 48

83 N Wright St. 63 71

340 A Manhattan 53 39

256 A La Salle 58 43

283 N Siena 51 39

66 H Bucknell I 64 42

D
r
e
x
e
lD
r
e
x
e
l

Non-Div I Games:

Drexel

Loss, Non-Conf, S Site, H Home A Away N Neutral

Average RPI Win:	156	WON-LOST	WINNING	LAST 10	STRENGTH OF	OPP. STRENGTH	TEAM	ADJ.	CONF.	ADJ CONF.
Average RPI Loss:	44	RECORD	PCT. RANK	GAMES	SCHEDULE	OF SCHEDULE	RPI	RPI	RPI	RPI
DIV. I ONLY	8- 7	151	5-5	10	48	40	40	1	1	
DIV. I NON-CONF.	8- 4	91	0- 1	38	76	38	38	1	1	

TOTALS	RPI 1-25	RPI 26-50	W-L RECORDS	RPI 51-100	RPI 101-150	RPI 150+				
8- 7	0- 2	0- 3	OVERALL	2- 2	1- 0	5- 0				
5- 1	0- 1	0- 0	HOME	1- 0	1- 0	3- 0				
2- 4	0- 1	0- 2	AWAY	1- 1	0- 0	1- 0				
1- 2	0- 0	0- 1	NEUTRAL	0- 1	0- 0	1- 0				
8- 4	0- 0	0- 2	NON-CONFERENCE	2- 2	1- 0	5- 0				
5- 0	0- 0	0- 0	HOME	1- 0	1- 0	3- 0				
2- 2	0- 0	0- 1	AWAY	1- 1	0- 0	1- 0				
1- 2	0- 0	0- 1	NEUTRAL	0- 1	0- 0	1- 0				
0- 3	0- 2	0- 1	CONFERENCE	0- 0	0- 0	0- 0				
0- 1	0- 1	0- 0	HOME	0- 0	0- 0	0- 0				
0- 2	0- 1	0- 1	AWAY	0- 0	0- 0	0- 0				
0- 0	0- 0	0- 0	NEUTRAL	0- 0	0- 0	0- 0				

RPI 1-25				RPI 26-50				Team's RPI: 40				RPI 51-100				RPI 101+			
RPI	S	Opponent	Score	RPI	S	Opponent	Score	RPI	S	Opponent	Score	RPI	S	Opponent	Score	RPI	S	Opponent	Score
6	H	Louisville	51 73	33	A	Oregon St.	57 71	82	H	FGCU	57 41	116	H	Marist	64 56				
8	A	NC State	51 63	34	A	Georgia Tech	64 70	85	A	Maine	66 63	152	A	Wisconsin	60 53				
				35	N	Missouri	54 62	94	A	Northwestern	58 84	188	H	Elon	81 64				
								100	N	Washington	64 71	191	N	Ball St.	79 62				
												198	H	East Carolina	83 66				
												235	H	UNLV	66 38				
LAST 12 Division I GAMES:																			
				35	N	Missouri	54 62	198	H	East Carolina	83 66								
				191	N	Ball St.	79 62	33	A	Oregon St.	57 71	235	H	UNLV	66 38				
				34	A	Georgia Tech	64 70	116	H	Marist	64 56	152	A	Wisconsin	60 53				
				6	H	Louisville	51 73	100	N	Washington	64 71								
				8	A	NC State	51 63												
				82	H	FGCU	57 41												

Non-Div I Games:

Duke

D
u
q
u
e
s
n
e

Duquesne				Through Games Of Jan. 15, 2019							
Average RPI	Win:	200	WON-LOST	WINNING	LAST 10	STRENGTH OF	OPP. STRENGTH	TEAM	ADJ.	CONF.	ADJ CONF.
Average RPI	Loss:	89	RECORD	PCT. RANK	GAMES	SCHEDULE	OF SCHEDULE	RPI	RPI	RPI	RPI
DIV. I ONLY			8- 8	166	5-5	118	74	133	133	17	17
DIV. I NON-CONF.			6- 7	172	0- 0	90	46	119	119	17	17

TOTALS		RPI 1-25	RPI 26-50		W-L RECORDS		RPI 51-100	RPI 101-150	RPI 150+		
8- 8	0- 3	0- 0		OVERALL		2- 2	0- 2		6- 1		
3- 3	0- 1	0- 0		HOME		0- 1	0- 1		3- 0		
5- 3	0- 1	0- 0		AWAY		2- 1	0- 1		3- 0		
0- 2	0- 1	0- 0		NEUTRAL		0- 0	0- 0		0- 1		
6- 7	0- 3	0- 0		NON-CONFERENCE		2- 2	0- 1		4- 1		
3- 2	0- 1	0- 0		HOME		0- 1	0- 0		3- 0		
3- 3	0- 1	0- 0		AWAY		2- 1	0- 1		1- 0		
0- 2	0- 1	0- 0		NEUTRAL		0- 0	0- 0		0- 1		
2- 1	0- 0	0- 0		CONFERENCE		0- 0	0- 1		2- 0		
0- 1	0- 0	0- 0		HOME		0- 0	0- 1		0- 0		
2- 0	0- 0	0- 0		AWAY		0- 0	0- 0		2- 0		
0- 0	0- 0	0- 0		NEUTRAL		0- 0	0- 0		0- 0		

RPI 1-25				RPI 26-50				RPI 51-100				RPI 101+ Team's RPI: 133			
RPI	S	Opponent	Score	RPI	S	Opponent	Score	RPI	S	Opponent	Score	RPI	S	Opponent	Score
4	N	Syracuse	71 87					71	A	Kent St.	77 72	109	A	Toledo	52 65
19	H	UCF	63 71					73	A	TCU	48 61	128	H	Davi dson	47 62
23	A	Texas	41 78					81	A	Penn St.	64 58	214	A	St. Bonaventure	60 54
								84	H	Pittsburgh	58 66	231	A	Saint Francis (PA)	93 73
												234	H	Mt. St. Mary' s	73 64
												246	A	George Mason	60 57
												250	H	Temple	54 53
												268	N	Liberty	51 55
												270	H	ETSU	66 58

LAST 12 Division I GAMES:															
246	A	George Mason	60 57	4	N	Syracuse	71 87	270	H	ETSU	66 58				
128	H	Davi dson	47 62	19	H	UCF	63 71	81	A	Penn St.	64 58				
214	A	St. Bonaventure	60 54	71	A	Kent St.	77 72	231	A	Saint Francis (PA)	93 73				
250	H	Temple	54 53												
84	H	Pittsburgh	58 66												
268	N	Liberty	51 55												

Non-Div I Games:

Duquesne

D
u
q
u
e
s
n
e

Average RPI Win: **189**
 Average RPI Loss: **118**

WON-LOST
RECORD

WINNING
PCT. RANK

LAST 10
GAMES

STRENGTH OF
SCHEDULE

OPP. STRENGTH
OF SCHEDULE

TEAM
RPI

ADJ.
RPI

CONF.
RPI

ADJ CONF.
RPI

DIV. I ONLY	2- 15	331	2-8	79	98	270	270	24	24
DIV. I NON-CONF.	2- 14	319	0- 2	72	121	266	266	25	25
<hr/>									
TOTALS	RPI 1-25	RPI 26-50	W-L RECORDS	RPI 51-100	RPI 101-150	RPI 150+			
2- 15	0- 2	0- 2	OVERALL	0- 1	1- 6	1- 4			
2- 4	0- 0	0- 0	HOME	0- 1	1- 1	1- 2			
0- 8	0- 0	0- 2	AWAY	0- 0	0- 4	0- 2			
0- 3	0- 2	0- 0	NEUTRAL	0- 0	0- 1	0- 0			
2- 14	0- 2	0- 2	NON-CONFERENCE	0- 1	1- 5	1- 4			
2- 4	0- 0	0- 0	HOME	0- 1	1- 1	1- 2			
0- 7	0- 0	0- 2	AWAY	0- 0	0- 3	0- 2			
0- 3	0- 2	0- 0	NEUTRAL	0- 0	0- 1	0- 0			
0- 1	0- 0	0- 0	CONFERENCE	0- 0	0- 1	0- 0			
0- 0	0- 0	0- 0	HOME	0- 0	0- 0	0- 0			
0- 1	0- 0	0- 0	AWAY	0- 0	0- 1	0- 0			
0- 0	0- 0	0- 0	NEUTRAL	0- 0	0- 0	0- 0			

RPI 1-25				RPI 26-50				RPI 51-100				RPI 101+ Team's RPI: 270			
RPI	S	Opponent	Score	RPI	S	Opponent	Score	RPI	S	Opponent	Score	RPI	S	Opponent	Score
20	N	Rutgers	44 68	31	A	Tennessee	61 80	86	H	Troy	66 84	101	N	Western Ky.	68 82
25	N	South Carolina	55 101	32	A	Michigan St.	53 75					112	H	Appalachian St.	95 64
												124	H	Houston	77 84
												130	A	Cincinnati	64 77
												131	A	Chattanooga	67 76
												133	A	Duquesne	58 66
												149	A	Radford	64 79
												162	H	High Point	65 73
												176	A	South Alabama	74 81
												201	A	UNC Asheville	55 56
												265	H	N.C. A&T	61 56
												268	H	Liberty	86 89
<hr/>															
LAST 12 Division I GAMES:															
20	N	Rutgers	44 68	265	H	N.C. A&T	61 56	201	A	UNC Asheville	55 56	268	H	Liberty	86 89
101	N	Western Ky.	68 82	201	A	UNC Asheville	55 56	124	H	Houston	77 84	112	H	Appalachian St.	95 64
131	A	Chattanooga	67 76	268	H	Liberty	86 89	176	A	South Alabama	74 81	130	A	Cincinnati	64 77
162	H	High Point	65 73	124	H	Houston	77 84	149	A	Radford	64 79	131	A	Chattanooga	67 76
31	A	Tennessee	61 80	112	H	Appalachian St.	95 64	162	H	High Point	65 73	176	A	South Alabama	74 81
133	A	Duquesne	58 66	176	A	South Alabama	74 81	201	A	UNC Asheville	55 56	265	H	N.C. A&T	61 56

Non-Div I Games:

ETSU

Average RPI Win:	273	WON-LOST	WINNING	LAST 10	STRENGTH OF	OPP. STRENGTH	TEAM	ADJ.	CONF.	ADJ CONF.
Average RPI Loss:	117	RECORD	PCT. RANK	GAMES	SCHEDULE	OF SCHEDULE	RPI	RPI	RPI	RPI
DIV. I ONLY	10- 6	102	5-5	280	262	198	198	9	9	
DIV. I NON-CONF.	9- 4	85	0- 0	315	282	205	205	9	9	

TOTALS	RPI 1-25	RPI 26-50	W-L RECORDS	RPI 51-100	RPI 101-150	RPI 150+				
10- 6	0- 0	0- 1	OVERALL	1- 1	0- 2	9- 2				
8- 2	0- 0	0- 0	HOME	1- 0	0- 1	7- 1				
0- 4	0- 0	0- 1	AWAY	0- 1	0- 1	0- 1				
2- 0	0- 0	0- 0	NEUTRAL	0- 0	0- 0	2- 0				
9- 4	0- 0	0- 1	NON-CONFERENCE	1- 0	0- 1	8- 2				
7- 1	0- 0	0- 0	HOME	1- 0	0- 0	6- 1				
0- 3	0- 0	0- 1	AWAY	0- 0	0- 1	0- 1				
2- 0	0- 0	0- 0	NEUTRAL	0- 0	0- 0	2- 0				
1- 2	0- 0	0- 0	CONFERENCE	0- 1	0- 1	1- 0				
1- 1	0- 0	0- 0	HOME	0- 0	0- 1	1- 0				
0- 1	0- 0	0- 0	AWAY	0- 1	0- 0	0- 0				
0- 0	0- 0	0- 0	NEUTRAL	0- 0	0- 0	0- 0				

RPI	S	Opponent	Score	RPI	S	Opponent	Score	RPI	S	Opponent	Score	RPI	S	Opponent	Score	Team's RPI: 198
40	A	Duke	66 83	72	A	Tulane	57 68	91	H	Wake Forest	70 61	127	H	Tulsa	55 75	
												136	A	Charlotte	46 52	
												159	H	UNCW	68 71	
												165	A	William & Mary	43 63	
												241	H	Monmouth	73 67	
												251	H	UMES	84 69	
												266	H	Wichita St.	78 56	
												268	H	Liberty	66 63	
												293	H	Kennesaw St.	68 56	
												313	N	South Carolina St.	71 63	
												324	H	USC Upstate	63 53	
												333	H	Grand Canyon	59 47	
												347	N	Longwood	61 52	
LAST 12 Division I GAMES:																
127	H	Tulsa	55 75	347	N	Longwood	61 52	324	H	USC Upstate	63 53	268	H	Liberty	66 63	
266	H	Wichita St.	78 56	136	A	Charlotte	46 52	165	A	William & Mary	43 63	241	H	Monmouth	73 67	
72	A	Tulane	57 68	91	H	Wake Forest	70 61	159	H	UNCW	68 71	251	H	UMES	84 69	
40	A	Duke	66 83					266	H	Wichita St.	78 56	293	H	Kennesaw St.	68 56	
313	N	South Carolina St.	71 63					333	H	Grand Canyon	59 47	347	N	Longwood	61 52	

Non-Div I Games:

East Carolina

Average RPI Win:	209	WON-LOST	WINNING	LAST 10	STRENGTH OF	OPP. STRENGTH	TEAM	ADJ.	CONF.	ADJ CONF.
Average RPI Loss:	161	RECORD	PCT. RANK	GAMES	SCHEDULE	OF SCHEDULE	RPI	RPI	RPI	RPI
DIV. I ONLY	4- 8	248	4-6	137	297	223	223	21	21	
DIV. I NON-CONF.	3- 5	227	0- 0	189	247	218	218	20	20	

TOTALS	RPI 1-25	RPI 26-50	W-L RECORDS	RPI 51-100	RPI 101-150	RPI 150+				
4- 8	0- 1	0- 0	OVERALL	0- 0	2- 2	2- 5				
3- 1	0- 0	0- 0	HOME	0- 0	2- 0	1- 1				
0- 7	0- 1	0- 0	AWAY	0- 0	0- 2	0- 4				
1- 0	0- 0	0- 0	NEUTRAL	0- 0	0- 0	1- 0				
3- 5	0- 1	0- 0	NON-CONFERENCE	0- 0	1- 1	2- 3				
2- 0	0- 0	0- 0	HOME	0- 0	1- 0	1- 0				
0- 5	0- 1	0- 0	AWAY	0- 0	0- 1	0- 3				
1- 0	0- 0	0- 0	NEUTRAL	0- 0	0- 0	1- 0				
1- 3	0- 0	0- 0	CONFERENCE	0- 0	1- 1	0- 2				
1- 1	0- 0	0- 0	HOME	0- 0	1- 0	0- 1				
0- 2	0- 0	0- 0	AWAY	0- 0	0- 1	0- 1				
0- 0	0- 0	0- 0	NEUTRAL	0- 0	0- 0	0- 0				

RPI 1-25				RPI 26-50				RPI 51-100				RPI 101+ Team's RPI: 223			
RPI	S	Opponent	Score	RPI	S	Opponent	Score	RPI	S	Opponent	Score	RPI	S	Opponent	Score
17	A	Butler	37 72									105	A	Tennessee Tech	88 99
												114	A	Northern Ill.	59 78
												125	H	UT Martin	77 71
												146	H	Indiana St.	63 39
												167	A	Southern Ill.	59 73
												172	A	Bradley	64 67
												194	A	Jacksonville St.	49 78
												211	H	SIUE	56 65
												228	N	Western Ill.	64 62
												306	A	Valparaiso	60 62
												336	H	Purdue Fort Wayne	72 63

LAST 12 Division I GAMES:															
105	A	Tennessee Tech	88 99	167	A	Southern Ill.	59 73								
194	A	Jacksonville St.	49 78	228	N	Western Ill.	64 62								
211	H	SIUE	56 65	306	A	Valparaiso	60 62								
125	H	UT Martin	77 71	172	A	Bradley	64 67								
146	H	Indiana St.	63 39	336	H	Purdue Fort Wayne	72 63								
114	A	Northern Ill.	59 78	17	A	Butler	37 72								

Non-Div I Games: Lincoln Christian 97 34 Eureka 104 48 Oakland City 102 43

Eastern III.

Average RPI Win:	0	WON-LOST	WINNING	LAST 10	STRENGTH OF	OPP. STRENGTH	TEAM	ADJ.	CONF.	ADJ CONF.
Average RPI Loss:	180	RECORD	PCT. RANK	GAMES	SCHEDULE	OF SCHEDULE	RPI	RPI	RPI	RPI
DIV. I ONLY	0- 13	347	2-8	97	324	320	320	21	21	
DIV. I NON-CONF.	0- 9	336	0- 1	19	336	272	272	20	20	

TOTALS	RPI 1-25	RPI 26-50	W-L RECORDS	RPI 51-100	RPI 101-150	RPI 150+				
0- 13	0- 0	0- 1	OVERALL	0- 2	0- 3	0- 7				
0- 2	0- 0	0- 0	HOME	0- 0	0- 0	0- 2				
0- 9	0- 0	0- 0	AWAY	0- 2	0- 2	0- 5				
0- 2	0- 0	0- 1	NEUTRAL	0- 0	0- 1	0- 0				
0- 9	0- 0	0- 1	NON-CONFERENCE	0- 1	0- 3	0- 4				
0- 2	0- 0	0- 0	HOME	0- 0	0- 0	0- 2				
0- 5	0- 0	0- 0	AWAY	0- 1	0- 2	0- 2				
0- 2	0- 0	0- 1	NEUTRAL	0- 0	0- 1	0- 0				
0- 4	0- 0	0- 0	CONFERENCE	0- 1	0- 0	0- 3				
0- 0	0- 0	0- 0	HOME	0- 0	0- 0	0- 0				
0- 4	0- 0	0- 0	AWAY	0- 1	0- 0	0- 3				
0- 0	0- 0	0- 0	NEUTRAL	0- 0	0- 0	0- 0				

E
a
s
t
e
r
n
K
y
.E
a
s
t
e
r
n
K
y
.

RPI 1-25				RPI 26-50				RPI 51-100				RPI 101+ Team's RPI: 320			
RPI	S	Opponent	Score	RPI	S	Opponent	Score	RPI	S	Opponent	Score	RPI	S	Opponent	Score
				26	N	Florida St.	45 62	51	A	Ohio	60 100	135	A	West Virginia	29 78
								62	A	Belmont	43 69	135	N	West Virginia	39 81
												140	A	Miami (OH)	44 60
												155	A	Akron	54 63
												197	H	Saint Louis	43 70
												246	H	George Mason	75 91
												252	A	Murray St.	63 81
												294	A	Western Mich.	53 64
												315	A	Tennessee St.	38 60
												334	A	Austin Peay	65 100
LAST 12 Division I GAMES:															
135	N	West Virginia	39 81	246	H	George Mason	75 91	155	A	Akron	54 63	294	A	Western Mich.	53 64
62	A	Belmont	43 69	51	A	Ohio	60 100	26	N	Florida St.	45 62	315	A	Tennessee St.	38 60
315	A	Tennessee St.	38 60	62	A	Belmont	43 69	51	A	Ohio	60 100	334	A	Austin Peay	65 100
252	A	Murray St.	63 81	140	A	Miami (OH)	44 60	26	N	Florida St.	45 62	135	A	West Virginia	29 78
334	A	Austin Peay	65 100												
135	A	West Virginia	29 78												

Non-Div I Games: Brescia 70 41 Ky. Christian 90 35

Eastern Ky.

Average RPI Win:	298	WON-LOST	WINNING	LAST 10	STRENGTH OF	OPP. STRENGTH	TEAM	ADJ.	CONF.	ADJ CONF.
Average RPI Loss:	101	RECORD	PCT. RANK	GAMES	SCHEDULE	OF SCHEDULE	RPI	RPI	RPI	RPI

DIV. I ONLY	7- 6	147	5-5	275	233	219	219	8	8
DIV. I NON-CONF.	6- 4	125	0- 0	334	244	241	241	8	8

TOTALS	RPI 1-25	RPI 26-50	W-L RECORDS	RPI 51-100	RPI 101-150	RPI 150+			
7- 6	0- 2	0- 1	OVERALL	0- 1	0- 1	7- 1			
5- 1	0- 0	0- 1	HOME	0- 0	0- 0	5- 0			
2- 2	0- 0	0- 0	AWAY	0- 1	0- 1	2- 0			
0- 3	0- 2	0- 0	NEUTRAL	0- 0	0- 0	0- 1			
6- 4	0- 2	0- 0	NON-CONFERENCE	0- 0	0- 1	6- 1			
4- 0	0- 0	0- 0	HOME	0- 0	0- 0	4- 0			
2- 1	0- 0	0- 0	AWAY	0- 0	0- 1	2- 0			
0- 3	0- 2	0- 0	NEUTRAL	0- 0	0- 0	0- 1			
1- 2	0- 0	0- 1	CONFERENCE	0- 1	0- 0	1- 0			
1- 1	0- 0	0- 1	HOME	0- 0	0- 0	1- 0			
0- 1	0- 0	0- 0	AWAY	0- 1	0- 0	0- 0			
0- 0	0- 0	0- 0	NEUTRAL	0- 0	0- 0	0- 0			

RPI 1-25				RPI 26-50				RPI 51-100				RPI 101+ Team's RPI: 219			
RPI	S	Opponent	Score	RPI	S	Opponent	Score	RPI	S	Opponent	Score	RPI	S	Opponent	Score
10	N	Iowa St.	59 85	37	H	Buffal o	84 91	71	A	Kent St.	64 71	150	A	Illinois	66 72
17	N	Butler	63 73									178	H	Illinois St.	50 41
												260	H	Cleveland St.	69 63
												294	H	Western Mich.	64 61
												323	N	UNC Greensboro	44 49
												332	H	Detroit Mercy	60 53
												336	A	Purdue Fort Wayne	87 72
												337	H	UIC	52 38
												347	A	Longwood	64 45

LAST 12 Division I GAMES:															
294	H	Western Mich.	64 61	336	A	Purdue Fort Wayne	87 72	332	H	Detroit Mercy	60 53	150	A	Illinois	66 72
37	H	Buffal o	84 91									337	H	UIC	52 38
71	A	Kent St.	64 71									10	N	Iowa St.	59 85
17	N	Butler	63 73									178	H	Illinois St.	50 41
323	N	UNC Greensboro	44 49												
347	A	Longwood	64 45												

Non-Div I Games: Northwood 53 39

Eastern Mich.

Average RPI Win:	242	WON-LOST	WINNING	LAST 10	STRENGTH OF	OPP. STRENGTH	TEAM	ADJ.	CONF.	ADJ CONF.
Average RPI Loss:	96	RECORD	PCT. RANK	GAMES	SCHEDULE	OF SCHEDULE	RPI	RPI	RPI	RPI

DIV. I ONLY	2- 11	319	2-8	28	186	190	190	14	14
DIV. I NON-CONF.	0- 8	336	0- 0	4	204	219	219	12	12

TOTALS	RPI 1-25	RPI 26-50	W-L RECORDS	RPI 51-100	RPI 101-150	RPI 150+			
2- 11	0- 1	0- 3	OVERALL	0- 3	0- 2	2- 2			
0- 4	0- 1	0- 1	HOME	0- 2	0- 0	0- 0			
2- 5	0- 0	0- 1	AWAY	0- 1	0- 2	2- 1			
0- 2	0- 0	0- 1	NEUTRAL	0- 0	0- 0	0- 1			
0- 8	0- 1	0- 3	NON-CONFERENCE	0- 2	0- 0	0- 2			
0- 3	0- 1	0- 1	HOME	0- 1	0- 0	0- 0			
0- 3	0- 0	0- 1	AWAY	0- 1	0- 0	0- 1			
0- 2	0- 0	0- 1	NEUTRAL	0- 0	0- 0	0- 1			
2- 3	0- 0	0- 0	CONFERENCE	0- 1	0- 2	2- 0			
0- 1	0- 0	0- 0	HOME	0- 1	0- 0	0- 0			
2- 2	0- 0	0- 0	AWAY	0- 0	0- 2	2- 0			
0- 0	0- 0	0- 0	NEUTRAL	0- 0	0- 0	0- 0			

RPI 1-25				RPI 26-50				RPI 51-100				RPI 101+ Team's RPI: 190			
RPI	S	Opponent	Score	RPI	S	Opponent	Score	RPI	S	Opponent	Score	RPI	S	Opponent	Score
11	H	Gonzaga	51 63	28	A	BYU	65 80	58	A	Boise St.	55 67	104	A	Idaho St.	48 63
				33	N	Oregon St.	45 93	80	H	Northern Colo.	62 67	106	A	Idaho	68 84
				43	H	Utah	51 95	96	H	Fresno St.	58 68	154	A	Montana	68 62
												210	N	UC Riverside	45 57
												291	A	Cal Poly	55 59
												330	A	Weber St.	64 58

LAST 12 Division I GAMES:															
154	A	Montana	68 62	33	N	Oregon St.	45 93	58	A	Boise St.	55 67				
80	H	Northern Colo.	62 67	58	A	Boise St.	55 67	96	H	Fresno St.	58 68				
106	A	Idaho	68 84					291	A	Cal Poly	55 59				
104	A	Idaho St.	48 63	43	H	Utah	51 95	43	H	Utah	51 95				
330	A	Weber St.	64 58	28	A	BYU	65 80								
210	N	UC Riverside	45 57												

Non-Div I Games: Eastern Ore. 66 45

Eastern Wash.

Average RPI Win:	250	WON-LOST	WINNING	LAST 10	STRENGTH OF	OPP. STRENGTH	TEAM	ADJ.	CONF.	ADJ CONF.
Average RPI Loss:	103	RECORD	PCT. RANK	GAMES	SCHEDULE	OF SCHEDULE	RPI	RPI	RPI	RPI
DIV. I ONLY	6- 8	209	5-5	157	207	188	188	10	10	
DIV. I NON-CONF.	4- 6	212	0- 0	157	191	206	206	13	13	

TOTALS	RPI 1-25	RPI 26-50	W-L RECORDS	RPI 51-100	RPI 101-150	RPI 150+				
6- 8	0- 0	0- 4	OVERALL	0- 0	1- 2	5- 2				
3- 4	0- 0	0- 2	HOME	0- 0	1- 1	2- 1				
3- 4	0- 0	0- 2	AWAY	0- 0	0- 1	3- 1				
0- 0	0- 0	0- 0	NEUTRAL	0- 0	0- 0	0- 0				
4- 6	0- 0	0- 3	NON-CONFERENCE	0- 0	1- 2	3- 1				
2- 3	0- 0	0- 2	HOME	0- 0	1- 1	1- 0				
2- 3	0- 0	0- 1	AWAY	0- 0	0- 1	2- 1				
0- 0	0- 0	0- 0	NEUTRAL	0- 0	0- 0	0- 0				
2- 2	0- 0	0- 1	CONFERENCE	0- 0	0- 0	2- 1				
1- 1	0- 0	0- 0	HOME	0- 0	0- 0	1- 1				
1- 1	0- 0	0- 1	AWAY	0- 0	0- 0	1- 0				
0- 0	0- 0	0- 0	NEUTRAL	0- 0	0- 0	0- 0				

RPI 1-25				RPI 26-50				RPI 51-100				RPI 101+				Team's RPI: 188	
RPI	S	Opponent	Score	RPI	S	Opponent	Score	RPI	S	Opponent	Score	RPI	S	Opponent	Score		
				29	A	Northeastern	71 79					112	A	Appalachian St.	62 65		
				40	A	Duke	64 81					116	H	Marist	57 61		
				47	H	North Carolina	69 100					128	H	Davidson	73 72		
				48	H	Auburn	44 96					159	H	UNCW	70 75		
												220	A	Hampton	77 62		
												231	A	Hofstra	77 64		
												265	H	N. C. A&T	73 64		
												276	A	Winthrop	57 58		
												308	H	Col. of Charleston	76 68		
												348	A	N. C. Central	83 54		

Team's RPI: 188																	
LAST 12 Division I GAMES:																	
				159	H	UNCW	70 75	276	A	Winthrop	57 58						
				308	H	Col. of Charleston	76 68	128	H	Davidson	73 72						
				231	A	Hofstra	77 64	220	A	Hampton	77 62						
				29	A	Northeastern	71 79	116	H	Marist	57 61						
				48	H	Auburn	44 96	112	A	Appalachian St.	62 65						
				265	H	N. C. A&T	73 64	40	A	Duke	64 81						

Non-Div I Games: Chowan 88 74

EI on

Average RPI Win:	338	WON-LOST	WINNING	LAST 10	STRENGTH OF	OPP. STRENGTH	TEAM	ADJ.	CONF.	ADJ CONF.
Average RPI Loss:	208	RECORD	PCT. RANK	GAMES	SCHEDULE	OF SCHEDULE	RPI	RPI	RPI	RPI
DIV. I ONLY	2- 13	326	1-9	321	323	344	344	13	13	
DIV. I NON-CONF.	2- 9	297	0- 0	343	326	349	349	14	14	

TOTALS	RPI 1-25	RPI 26-50	W-L RECORDS	RPI 51-100	RPI 101-150	RPI 150+				
2- 13	0- 0	0- 0	OVERALL	0- 1	0- 1	2- 11				
1- 6	0- 0	0- 0	HOME	0- 0	0- 0	1- 6				
1- 7	0- 0	0- 0	AWAY	0- 1	0- 1	1- 5				
0- 0	0- 0	0- 0	NEUTRAL	0- 0	0- 0	0- 0				
2- 9	0- 0	0- 0	NON-CONFERENCE	0- 1	0- 0	2- 8				
1- 4	0- 0	0- 0	HOME	0- 0	0- 0	1- 4				
1- 5	0- 0	0- 0	AWAY	0- 1	0- 0	1- 4				
0- 0	0- 0	0- 0	NEUTRAL	0- 0	0- 0	0- 0				
0- 4	0- 0	0- 0	CONFERENCE	0- 0	0- 1	0- 3				
0- 2	0- 0	0- 0	HOME	0- 0	0- 0	0- 2				
0- 2	0- 0	0- 0	AWAY	0- 0	0- 1	0- 1				
0- 0	0- 0	0- 0	NEUTRAL	0- 0	0- 0	0- 0				

RPI	S	Opponent	Score	RPI	S	Opponent	Score	RPI	S	Opponent	Score	Team's RPI: 344
								99	A	Dayton	30	69
								138	A	Missouri St.	66	88
								152	A	Wisconsin	60	96
								167	A	Southern Ill.	47	67
								172	H	Bradley	68	75
								178	H	Illinois St.	61	72
								183	A	Morehead St.	63	85
								211	H	SIUE	45	54
								222	H	Southeast Mo. St.	50	54
								252	A	Murray St.	53	81
								263	A	Marshall	65	72
								334	H	Austin Peay	56	52
								336	H	Purdue Fort Wayne	66	72
								337	H	UIC	54	62
								342	A	Chicago St.	67	58
LAST 12 Division I GAMES:												
178	H	Illinois St.	61	72	99	A	Dayton	30	69			
172	H	Bradley	68	75	222	H	Southeast Mo. St.	50	54			
138	A	Missouri St.	66	88	337	H	UIC	54	62			
167	A	Southern Ill.	47	67	183	A	Morehead St.	63	85			
152	A	Wisconsin	60	96	263	A	Marshall	65	72			
334	H	Austin Peay	56	52	336	H	Purdue Fort Wayne	66	72			

Non-Div I Games:

Evansville

FGCU

F
G
C
U

FGCU

Page 83

Average RPI Win:	337	WON-LOST	WINNING	LAST 10	STRENGTH OF	OPP. STRENGTH	TEAM	ADJ.	CONF.	ADJ CONF.
Average RPI Loss:	166	RECORD	PCT. RANK	GAMES	SCHEDULE	OF SCHEDULE	RPI	RPI	RPI	RPI
DIV. I ONLY	3- 13	310	2-8	147	340	316	316	16	16	
DIV. I NON-CONF.	3- 9	271	0- 1	267	346	336	336	19	19	

TOTALS	RPI 1-25	RPI 26-50	W-L RECORDS	RPI 51-100	RPI 101-150	RPI 150+				
3- 13	0- 0	0- 1	OVERALL	0- 3	0- 1	3- 8				
3- 8	0- 0	0- 1	HOME	0- 1	0- 0	3- 6				
0- 5	0- 0	0- 0	AWAY	0- 2	0- 1	0- 2				
0- 0	0- 0	0- 0	NEUTRAL	0- 0	0- 0	0- 0				
3- 9	0- 0	0- 1	NON-CONFERENCE	0- 1	0- 0	3- 7				
3- 6	0- 0	0- 1	HOME	0- 0	0- 0	3- 5				
0- 3	0- 0	0- 0	AWAY	0- 1	0- 0	0- 2				
0- 0	0- 0	0- 0	NEUTRAL	0- 0	0- 0	0- 0				
0- 4	0- 0	0- 0	CONFERENCE	0- 2	0- 1	0- 1				
0- 2	0- 0	0- 0	HOME	0- 1	0- 0	0- 1				
0- 2	0- 0	0- 0	AWAY	0- 1	0- 1	0- 0				
0- 0	0- 0	0- 0	NEUTRAL	0- 0	0- 0	0- 0				

RPI	S	Opponent	Score	RPI	S	Opponent	Score	RPI	S	Opponent	Score	RPI	S	Opponent	Score	Team's RPI: 316
41	H	Miami (FL)	43 94	59	H	Middle Tenn.	43 49	136	A	Charlotte	54 69	171	H	UAB	59 83	
				78	A	Old Dominion	68 95	176	H	South Alabama	77 84	185	H	Georgia St.	61 67	
				82	A	FGCU	58 100	221	H	Jacksonville	62 73	226	H	Howard	62 89	
								249	A	Bethune-Cookman	57 68	257	H	Campbell	54 59	
								274	A	North Florida	53 62	322	H	Morgan St.	59 50	
								339	H	Florida A&M	77 54	351	H	Alcorn	75 40	

LAST 12 Division I GAMES:																
176	H	South Alabama	77 84	221	H	Jacksonville	62 73									
257	H	Campbell	54 59	351	H	Alcorn	75 40									
78	A	Old Dominion	68 95	226	H	Howard	62 89									
136	A	Charlotte	54 69	274	A	North Florida	53 62									
171	H	UAB	59 83	322	H	Morgan St.	59 50									
59	H	Middle Tenn.	43 49	339	H	Florida A&M	77 54									

Non-Div I Games: Palm Beach Atl. 63 66

FIU

Average RPI Win:	324	WON-LOST	WINNING	LAST 10	STRENGTH OF	OPP. STRENGTH	TEAM	ADJ.	CONF.	ADJ CONF.
Average RPI Loss:	164	RECORD	PCT. RANK	GAMES	SCHEDULE	OF SCHEDULE	RPI	RPI	RPI	RPI
DIV. I ONLY	3- 12	306	1-9	200	311	298	298	27	27	
DIV. I NON-CONF.	3- 8	267	0- 0	224	321	283	283	28	28	

TOTALS	RPI 1-25	RPI 26-50	W-L RECORDS	RPI 51-100	RPI 101-150	RPI 150+				
3- 12	0- 0	0- 1	OVERALL	0- 2	0- 1	3- 8				
1- 4	0- 0	0- 1	HOME	0- 0	0- 1	1- 2				
1- 5	0- 0	0- 0	AWAY	0- 1	0- 0	1- 4				
1- 3	0- 0	0- 0	NEUTRAL	0- 1	0- 0	1- 2				
3- 8	0- 0	0- 1	NON-CONFERENCE	0- 1	0- 0	3- 6				
1- 2	0- 0	0- 1	HOME	0- 0	0- 0	1- 1				
1- 3	0- 0	0- 0	AWAY	0- 0	0- 0	1- 3				
1- 3	0- 0	0- 0	NEUTRAL	0- 1	0- 0	1- 2				
0- 4	0- 0	0- 0	CONFERENCE	0- 1	0- 1	0- 2				
0- 2	0- 0	0- 0	HOME	0- 0	0- 1	0- 1				
0- 2	0- 0	0- 0	AWAY	0- 1	0- 0	0- 1				
0- 0	0- 0	0- 0	NEUTRAL	0- 0	0- 0	0- 0				

RPI 1-25				RPI 26-50				RPI 51-100				RPI 101+				Team's RPI: 298	
RPI	S	Opponent	Score	RPI	S	Opponent	Score	RPI	S	Opponent	Score	RPI	S	Opponent	Score		
				29	H	Northeastern	50 59										
								66	N	Bucknell I	54 77	116	H	Marist	46 56		
								70	A	Qui nni pi ac	36 81	165	H	William & Mary	54 60		
												166	A	Xavier	35 48		
												181	N	Massachusetts	49 59		
												205	A	Ri der	59 62		
												209	N	Furman	70 77		
												225	A	Dartmouth	46 59		
												238	A	Brown	49 68		
												285	A	Ri chmond	58 40		
												302	H	Saint Peter's	65 68		
												337	N	UIC	68 60		
												350	H	LIU Brookl yn	71 43		
LAST 12 Di vi si on I GAMES:																	
				302	H	Saint Peter's	65 68					225	A	Dartmouth	46 59		
				116	H	Marist	46 56					29	H	Northeastern	50 59		
				205	A	Ri der	59 62					165	H	William & Mary	54 60		
				70	A	Qui nni pi ac	36 81					181	N	Massachusetts	49 59		
				337	N	UIC	68 60					66	N	Bucknell I	54 77		
				209	N	Furman	70 77					238	A	Brown	49 68		

Non-Div I Games:

Fairfield

Average RPI Win: 307
Average RPI Loss: 258

WON-LOST
RECORD

WINNING
PCT. RANK

LAST 10
GAMES

STRENGTH OF
SCHEDULE

OPP. STRENGTH
OF SCHEDULE

TEAM
RPI

ADJ.
RPI

CONF.
RPI

ADJ CONF.
RPI

DIV. I ONLY	2- 11	319	2-8	341	344	349	349	31	31
DIV. I NON-CONF.	1- 8	322	0- 0	313	347	348	348	31	31

TOTALS	RPI 1-25	RPI 26-50	W-L RECORDS	RPI 51-100	RPI 101-150	RPI 150+			
2- 11	0- 0	0- 0	OVERALL	0- 0	0- 1	2- 10			
2- 2	0- 0	0- 0	HOME	0- 0	0- 0	2- 2			
0- 9	0- 0	0- 0	AWAY	0- 0	0- 1	0- 8			
0- 0	0- 0	0- 0	NEUTRAL	0- 0	0- 0	0- 0			
1- 8	0- 0	0- 0	NON-CONFERENCE	0- 0	0- 1	1- 7			
1- 2	0- 0	0- 0	HOME	0- 0	0- 0	1- 2			
0- 6	0- 0	0- 0	AWAY	0- 0	0- 1	0- 5			
0- 0	0- 0	0- 0	NEUTRAL	0- 0	0- 0	0- 0			
1- 3	0- 0	0- 0	CONFERENCE	0- 0	0- 0	1- 3			
1- 0	0- 0	0- 0	HOME	0- 0	0- 0	1- 0			
0- 3	0- 0	0- 0	AWAY	0- 0	0- 0	0- 3			
0- 0	0- 0	0- 0	NEUTRAL	0- 0	0- 0	0- 0			

RPI 1-25				RPI 26-50				RPI 51-100				RPI 101+ Team's RPI: 349			
RPI	S	Opponent	Score	RPI	S	Opponent	Score	RPI	S	Opponent	Score	RPI	S	Opponent	Score
												134	A	Stony Brook	49 63
												215	A	Air Force	37 85
												226	H	Howard	58 79
												231	A	Saint Francis (PA)	64 75
												243	A	Binghamton	54 73
												259	A	Robert Morris	49 71
												271	A	Colgate	52 71
												302	A	Saint Peter's	58 75
												304	H	Central Conn. St.	74 67
												309	A	Army West Point	40 62
												310	H	NJIT	64 43
												325	A	Wagner	59 71
												327	H	Lafayette	57 63
LAST 12 Division I GAMES:															
				325	A	Wagner	59 71					309	A	Army West Point	40 62
				304	H	Central Conn. St.	74 67					271	A	Colgate	52 71
				259	A	Robert Morris	49 71					243	A	Binghamton	54 73
				231	A	Saint Francis (PA)	64 75					226	H	Howard	58 79
				302	A	Saint Peter's	58 75					310	H	NJIT	64 43
				134	A	Stony Brook	49 63					215	A	Air Force	37 85

Non-Div I Games: Georgian Court 70 45 Rutgers-Newark 97 51

Fairleigh Dickinson

Loss, Non-Conf, S Site, H Home A Away N Neutral

Average RPI Win:	298	WON-LOST	WINNING	LAST 10	STRENGTH OF	OPP. STRENGTH	TEAM	ADJ.	CONF.	ADJ CONF.
Average RPI Loss:	159	RECORD	PCT. RANK	GAMES	SCHEDULE	OF SCHEDULE	RPI	RPI	RPI	RPI
DIV. I ONLY	3- 14	315	1-9	85	328	275	275	16	16	
DIV. I NON-CONF.	3- 10	278	0- 1	174	335	299	299	19	19	

TOTALS	RPI 1-25	RPI 26-50	W-L RECORDS	RPI 51-100	RPI 101-150	RPI 150+				
3- 14	0- 0	0- 1	OVERALL	0- 3	0- 2	3- 8				
2- 8	0- 0	0- 0	HOME	0- 1	0- 0	2- 7				
1- 6	0- 0	0- 1	AWAY	0- 2	0- 2	1- 1				
0- 0	0- 0	0- 0	NEUTRAL	0- 0	0- 0	0- 0				
3- 10	0- 0	0- 1	NON-CONFERENCE	0- 1	0- 1	3- 7				
2- 6	0- 0	0- 0	HOME	0- 0	0- 0	2- 6				
1- 4	0- 0	0- 1	AWAY	0- 1	0- 1	1- 1				
0- 0	0- 0	0- 0	NEUTRAL	0- 0	0- 0	0- 0				
0- 4	0- 0	0- 0	CONFERENCE	0- 2	0- 1	0- 1				
0- 2	0- 0	0- 0	HOME	0- 1	0- 0	0- 1				
0- 2	0- 0	0- 0	AWAY	0- 1	0- 1	0- 0				
0- 0	0- 0	0- 0	NEUTRAL	0- 0	0- 0	0- 0				

RPI 1-25				RPI 26-50				RPI 51-100				RPI 101+				Team's RPI : 275	
RPI	S	Opponent	Score	RPI	S	Opponent	Score	RPI	S	Opponent	Score	RPI	S	Opponent	Score		
				32	A	Michigan St.	74 89										
								59	H	Middle Tenn.	55 74	129	A	Little Rock	38 61		
								72	A	Tulane	45 88	136	A	Charlotte	47 68		
								78	A	Old Dominion	53 87	171	H	UAB	64 89		
												172	H	Bradley	59 80		
												185	H	Georgia St.	59 75		
												197	H	Saint Louis	61 93		
												209	A	Furman	57 73		
												220	H	Hampton	68 72		
												265	H	N. C. A&T	65 67		
												283	A	Siena	70 66		
												285	H	Richmond	69 55		
												294	H	Western Mich.	59 69		
												327	H	Lafayette	53 49		
LAST 12 Division I GAMES:																	
				197	H	Saint Louis	61 93	265	H	N. C. A&T	65 67						
				172	H	Bradley	59 80	32	A	Michigan St.	74 89						
				136	A	Charlotte	47 68	294	H	Western Mich.	59 69						
				78	A	Old Dominion	53 87	209	A	Furman	57 73						
				59	H	Middle Tenn.	55 74	283	A	Siena	70 66						
				171	H	UAB	64 89	72	A	Tulane	45 88						

Non-Div I Games:

Fla. Atlantic

Average RPI Win:	221	WON-LOST	WINNING	LAST 10	STRENGTH OF	OPP. STRENGTH	TEAM	ADJ.	CONF.	ADJ CONF.
Average RPI Loss:	93	RECORD	PCT. RANK	GAMES	SCHEDULE	OF SCHEDULE	RPI	RPI	RPI	RPI
DIV. I ONLY	5- 12	270	4-6	64	103	202	202	6	6	
DIV. I NON-CONF.	4- 9	253	0- 1	130	154	253	253	6	6	

TOTALS	RPI 1-25	RPI 26-50	W-L RECORDS	RPI 51-100	RPI 101-150	RPI 150+				
5- 12	0- 2	1- 4	OVERALL	0- 1	1- 2	3- 3				
5- 4	0- 0	1- 2	HOME	0- 1	1- 0	3- 1				
0- 7	0- 2	0- 1	AWAY	0- 0	0- 2	0- 2				
0- 1	0- 0	0- 1	NEUTRAL	0- 0	0- 0	0- 0				
4- 9	0- 1	0- 3	NON-CONFERENCE	0- 1	1- 1	3- 3				
4- 3	0- 0	0- 1	HOME	0- 1	1- 0	3- 1				
0- 5	0- 1	0- 1	AWAY	0- 0	0- 1	0- 2				
0- 1	0- 0	0- 1	NEUTRAL	0- 0	0- 0	0- 0				
1- 3	0- 1	1- 1	CONFERENCE	0- 0	0- 1	0- 0				
1- 1	0- 0	1- 1	HOME	0- 0	0- 0	0- 0				
0- 2	0- 1	0- 0	AWAY	0- 0	0- 1	0- 0				
0- 0	0- 0	0- 0	NEUTRAL	0- 0	0- 0	0- 0				

RPI 1-25				RPI 26-50				RPI 51-100				RPI 101+ Team's RPI: 202			
RPI	S	Opponent	Score	RPI	S	Opponent	Score	RPI	S	Opponent	Score	RPI	S	Opponent	Score
16	A	Indiana	64 83	26	A	Florida St.	56 63	94	H	Northwestern	74 83	102	A	Ohio St.	41 46
25	A	South Carolina	40 71	29	H	Northeastern	66 79					113	A	Alabama	67 74
				35	H	Missouri	58 56					141	H	Texas Tech	72 67
				43	N	Utah	58 74					174	A	Mercer	82 92
				48	H	Auburn	56 64					212	H	Gardner-Webb	58 60
												235	A	UNLV	53 56
												249	H	Bethune-Cookman	64 53
												339	H	Florida A&M	62 38
												341	H	Charleston So.	70 60

LAST 12 Division I GAMES:															
235	A	UNLV	53 56	43	N	Utah	58 74	102	A	Ohio St.	41 46				
35	H	Missouri	58 56	339	H	Florida A&M	62 38	249	H	Bethune-Cookman	64 53				
25	A	South Carolina	40 71	141	H	Texas Tech	72 67	29	H	Northeastern	66 79				
48	H	Auburn	56 64												
113	A	Alabama	67 74												
341	H	Charleston So.	70 60												

Non-Div I Games:

Florida

Average RPI Win:	140	WON-LOST	WINNING	LAST 10	STRENGTH OF	OPP. STRENGTH	TEAM	ADJ.	CONF.	ADJ CONF.
Average RPI Loss:	216	RECORD	PCT. RANK	GAMES	SCHEDULE	OF SCHEDULE	RPI	RPI	RPI	RPI
DIV. I ONLY	1- 13	338	2-8	239	317	339	339	32	32	
DIV. I NON-CONF.	1- 10	330	0- 1	216	235	332	332	32	32	

TOTALS	RPI 1-25	RPI 26-50	W-L RECORDS	RPI 51-100	RPI 101-150	RPI 150+				
1- 13	0- 0	0- 2	OVERALL	0- 1	1- 0	0- 10				
1- 2	0- 0	0- 0	HOME	0- 0	1- 0	0- 2				
0- 8	0- 0	0- 2	AWAY	0- 0	0- 0	0- 6				
0- 3	0- 0	0- 0	NEUTRAL	0- 1	0- 0	0- 2				
1- 10	0- 0	0- 2	NON-CONFERENCE	0- 1	1- 0	0- 7				
1- 1	0- 0	0- 0	HOME	0- 0	1- 0	0- 1				
0- 6	0- 0	0- 2	AWAY	0- 0	0- 0	0- 4				
0- 3	0- 0	0- 0	NEUTRAL	0- 1	0- 0	0- 2				
0- 3	0- 0	0- 0	CONFERENCE	0- 0	0- 0	0- 3				
0- 1	0- 0	0- 0	HOME	0- 0	0- 0	0- 1				
0- 2	0- 0	0- 0	AWAY	0- 0	0- 0	0- 2				
0- 0	0- 0	0- 0	NEUTRAL	0- 0	0- 0	0- 0				

RPI	S	Opponent	Score	RPI	S	Opponent	Score	RPI	S	Opponent	Score	RPI	S	Opponent	Score	Team's RPI: 339
31	A	Tennessee	31 96	72	N	Tulane	34 78	140	H	Miami (OH)	57 56	194	H	Jacksonville St.	31 62	
41	A	Miami (FL)	54 103					202	A	Florida	38 62	226	A	Howard	68 74	
								240	A	Stetson	44 69	274	A	North Florida	53 64	
								279	A	Norfolk St.	58 60	294	N	Western Mich.	50 69	
								303	N	Omaha	50 57	316	A	FIU	54 77	
								338	H	Savannah St.	50 54					
LAST 12 Division I GAMES:																
303	N	Omaha	50 57	294	N	Western Mich.	50 69									
338	H	Savannah St.	50 54	240	A	Stetson	44 69									
279	A	Norfolk St.	58 60	140	H	Miami (OH)	57 56									
226	A	Howard	68 74	202	A	Florida	38 62									
72	N	Tulane	34 78	316	A	FIU	54 77									
41	A	Miami (FL)	54 103	31	A	Tennessee	31 96									

Non-Div I Games: Edward Waters 70 64

Florida A&M

Average RPI Win:	148	WON-LOST	WINNING	LAST 10	STRENGTH OF	OPP. STRENGTH	TEAM	ADJ.	CONF.	ADJ CONF.
Average RPI Loss:	47	RECORD	PCT. RANK	GAMES	SCHEDULE	OF SCHEDULE	RPI	RPI	RPI	RPI
DIV. I ONLY	14- 2	15	9-1	103	31	26	26	1	1	
DIV. I NON-CONF.	12- 1	10	1- 0	121	68	23	23	1	1	

TOTALS	RPI 1-25	RPI 26-50	W-L RECORDS	RPI 51-100	RPI 101-150	RPI 150+				
14- 2	1- 0	1- 2	OVERALL	4- 0	1- 0	7- 0				
6- 2	0- 0	0- 2	HOME	2- 0	0- 0	4- 0				
6- 0	0- 0	1- 0	AWAY	2- 0	1- 0	2- 0				
2- 0	1- 0	0- 0	NEUTRAL	0- 0	0- 0	1- 0				
12- 1	1- 0	0- 1	NON-CONFERENCE	4- 0	0- 0	7- 0				
6- 1	0- 0	0- 1	HOME	2- 0	0- 0	4- 0				
4- 0	0- 0	0- 0	AWAY	2- 0	0- 0	2- 0				
2- 0	1- 0	0- 0	NEUTRAL	0- 0	0- 0	1- 0				
2- 1	0- 0	1- 1	CONFERENCE	0- 0	1- 0	0- 0				
0- 1	0- 0	0- 1	HOME	0- 0	0- 0	0- 0				
2- 0	0- 0	1- 0	AWAY	0- 0	1- 0	0- 0				
0- 0	0- 0	0- 0	NEUTRAL	0- 0	0- 0	0- 0				

RPI 1-25				RPI 26-50				RPI 51-100				RPI 101+			
RPI	S	Opponent	Score	RPI	S	Opponent	Score	RPI	S	Opponent	Score	RPI	S	Opponent	Score
12	N	Iowa	71 67	44	H	Clemson	45 57	74	A	Creighton	71 52	111	A	Virginia	63 61
				47	A	North Carolina	64 63	81	H	Penn St.	87 58	174	A	Mercer	57 56
				50	H	LSU	45 58	86	H	Troy	103 67	182	A	Milwaukee	87 62
								98	A	St. John's (NY)	57 53	185	H	Georgia St.	79 43
												202	H	Florida	63 56
												221	H	Jacksonville	79 46
												274	H	North Florida	74 53
												320	N	Eastern Ky.	62 45

LAST 12 Division I GAMES:															
12	N	Iowa	71 67	74	A	Creighton	71 52	98	A	St. John's (NY)	57 53	174	A	Mercer	57 56
44	H	Clemson	45 57	98	A	St. John's (NY)	57 53	81	H	Penn St.	87 58	185	H	Georgia St.	79 43
47	A	North Carolina	64 63	174	A	Mercer	57 56	320	N	Eastern Ky.	62 45	202	H	Florida	63 56
111	A	Virginia	63 61	50	H	LSU	45 58					221	H	Jacksonville	79 46
185	H	Georgia St.	79 43									274	H	North Florida	74 53
182	A	Milwaukee	87 62									320	N	Eastern Ky.	62 45

Non-Div I Games:

Florida St.

Average RPI Win:	206	WON-LOST	WINNING	LAST 10	STRENGTH OF	OPP. STRENGTH	TEAM	ADJ.	CONF.	ADJ CONF.
Average RPI Loss:	62	RECORD	PCT. RANK	GAMES	SCHEDULE	OF SCHEDULE	RPI	RPI	RPI	RPI
DIV. I ONLY	12- 5	72	8-2	224	50	103	103	17	17	
DIV. I NON-CONF.	9- 5	105	1- 0	170	49	107	107	17	17	

TOTALS	RPI 1-25	RPI 26-50	W-L RECORDS	RPI 51-100	RPI 101-150	RPI 150+				
12- 5	0- 1	0- 1	OVERALL	3- 3	1- 0	8- 0				
7- 1	0- 0	0- 0	HOME	2- 1	1- 0	4- 0				
3- 3	0- 0	0- 1	AWAY	0- 2	0- 0	3- 0				
2- 1	0- 1	0- 0	NEUTRAL	1- 0	0- 0	1- 0				
9- 5	0- 1	0- 1	NON-CONFERENCE	3- 3	1- 0	5- 0				
6- 1	0- 0	0- 0	HOME	2- 1	1- 0	3- 0				
1- 3	0- 0	0- 1	AWAY	0- 2	0- 0	1- 0				
2- 1	0- 1	0- 0	NEUTRAL	1- 0	0- 0	1- 0				
3- 0	0- 0	0- 0	CONFERENCE	0- 0	0- 0	3- 0				
1- 0	0- 0	0- 0	HOME	0- 0	0- 0	1- 0				
2- 0	0- 0	0- 0	AWAY	0- 0	0- 0	2- 0				
0- 0	0- 0	0- 0	NEUTRAL	0- 0	0- 0	0- 0				

RPI	S	Opponent	Score	RPI	S	Opponent	Score	RPI	S	Opponent	Score	RPI	S	Opponent	Score	Team's RPI: 103
23	N	Texas	54 72	29	A	Northeastern	54 58	59	H	Middle Tenn.	61 49	136	H	Charlotte	71 64	
								81	H	Penn St.	55 72	189	A	George Washington	50 38	
								84	A	Pittsburgh	62 65	191	N	Ball St.	78 70	
								85	H	Maine	72 64	197	A	Saint Louis	56 53	
								93	A	Georgetown	38 58	255	H	Columbia	68 49	
								100	N	Washington	65 57	285	H	Richmond	60 48	
												312	A	Lona	57 40	
												325	H	Wagner	80 59	
												340	H	Manhattan	65 61	

LAST 12 Division I GAMES:																
59	H	Middle Tenn.	61 49	85	H	Maine	72 64	23	N	Texas	54 72	312	A	Lona	57 40	
100	N	Washington	65 57	255	H	Columbia	68 49					84	A	Pittsburgh	62 65	
197	A	Saint Louis	56 53	340	H	Manhattan	65 61					93	A	Georgetown	38 58	
285	H	Richmond	60 48													
189	A	George Washington	50 38													

Non-Div I Games:

Fordham

Average RPI Win:	202	WON-LOST	WINNING	LAST 10	STRENGTH OF	OPP. STRENGTH	TEAM	ADJ.	CONF.	ADJ CONF.
Average RPI Loss:	88	RECORD	PCT. RANK	GAMES	SCHEDULE	OF SCHEDULE	RPI	RPI	RPI	RPI

DIV. I ONLY	9- 4	78	8-2	258	36	96	96	12	12
DIV. I NON-CONF.	5- 4	139	0- 0	188	29	112	112	11	11
TOTALS	RPI 1-25	RPI 26-50	W-L RECORDS	RPI 51-100	RPI 101-150	RPI 150+			
9- 4	0- 1	0- 1	OVERALL	0- 1	2- 0	7- 1			
6- 0	0- 0	0- 0	HOME	0- 0	2- 0	4- 0			
3- 4	0- 1	0- 1	AWAY	0- 1	0- 0	3- 1			
0- 0	0- 0	0- 0	NEUTRAL	0- 0	0- 0	0- 0			
5- 4	0- 1	0- 1	NON-CONFERENCE	0- 1	1- 0	4- 1			
4- 0	0- 0	0- 0	HOME	0- 0	1- 0	3- 0			
1- 4	0- 1	0- 1	AWAY	0- 1	0- 0	1- 1			
0- 0	0- 0	0- 0	NEUTRAL	0- 0	0- 0	0- 0			
4- 0	0- 0	0- 0	CONFERENCE	0- 0	1- 0	3- 0			
2- 0	0- 0	0- 0	HOME	0- 0	1- 0	1- 0			
2- 0	0- 0	0- 0	AWAY	0- 0	0- 0	2- 0			
0- 0	0- 0	0- 0	NEUTRAL	0- 0	0- 0	0- 0			

RPI S Opponent Score	RPI S Opponent Score	RPI S Opponent Score	RPI S Opponent Score
15 A Arizona St. 52 68	38 A UCLA 80 89	61 A Southern California 61 62	121 H UT Arlington 70 61
			142 H Utah St. 70 59
			158 H Santa Clara 80 53
			175 A Colorado St. 66 55
			182 H Milwaukee 65 48
			190 A Eastern Wash. 68 58
			239 A Northern Ariz. 73 86
			253 A Nevada 79 63
			291 H Cal Poly 76 58
			307 H San Jose St. 77 48
LAST 12 Division I GAMES:			
253 A Nevada 79 63	38 A UCLA 80 89	190 A Eastern Wash. 68 58	
142 H Utah St. 70 59	61 A Southern California 61 62	121 H UT Arlington 70 61	
175 A Colorado St. 66 55	182 H Milwaukee 65 48	291 H Cal Poly 76 58	
307 H San Jose St. 77 48			
15 A Arizona St. 52 68			
158 H Santa Clara 80 53			

Non-Div I Games:	Stanislaus St. 86 51	Fresno Pacific 90 51	Fresno St.
------------------	----------------------	----------------------	------------

Average RPI Win: **286**
 Average RPI Loss: **117**

WON-LOST
RECORD

WINNING
PCT. RANK

LAST 10
GAMES

STRENGTH OF
SCHEDULE

OPP. STRENGTH
OF SCHEDULE

TEAM
RPI

ADJ.
RPI

CONF.
RPI

ADJ CONF.
RPI

DIV. I ONLY	9- 6	112	6-4	318	193	209	209	24	24
DIV. I NON-CONF.	7- 6	153	0- 0	277	185	210	210	25	25
<hr/>									
TOTALS	RPI 1-25	RPI 26-50	W-L RECORDS	RPI 51-100	RPI 101-150	RPI 150+			
9- 6	0- 2	0- 0	OVERALL	0- 2	0- 0	9- 2			
7- 1	0- 0	0- 0	HOME	0- 1	0- 0	7- 0			
1- 4	0- 2	0- 0	AWAY	0- 1	0- 0	1- 1			
1- 1	0- 0	0- 0	NEUTRAL	0- 0	0- 0	1- 1			
7- 6	0- 2	0- 0	NON-CONFERENCE	0- 2	0- 0	7- 2			
5- 1	0- 0	0- 0	HOME	0- 1	0- 0	5- 0			
1- 4	0- 2	0- 0	AWAY	0- 1	0- 0	1- 1			
1- 1	0- 0	0- 0	NEUTRAL	0- 0	0- 0	1- 1			
2- 0	0- 0	0- 0	CONFERENCE	0- 0	0- 0	2- 0			
2- 0	0- 0	0- 0	HOME	0- 0	0- 0	2- 0			
0- 0	0- 0	0- 0	AWAY	0- 0	0- 0	0- 0			
0- 0	0- 0	0- 0	NEUTRAL	0- 0	0- 0	0- 0			

RPI 1-25				RPI 26-50				RPI 51-100				RPI 101+				Team's RPI: 209
RPI	S	Opponent	Score	RPI	S	Opponent	Score	RPI	S	Opponent	Score	RPI	S	Opponent	Score	
9	A	Mississippi St.	41 106					59	H	Middle Tenn.	71 78	201	H	UNC Asheville	58 47	
25	A	South Carolina	53 66					88	A	Georgia	38 61	212	H	Gardner-Webb	70 57	
												228	N	Western Ill.	78 85	
												275	H	Fla. Atlantic	73 57	
												293	A	Kennesaw St.	63 74	
												298	N	Fairfield	77 70	
												308	A	Col. of Charleston	70 67	
												318	H	Western Caro.	65 55	
												319	H	Presbyterian	76 68	
												323	H	UNC Greensboro	64 61	
												324	H	USC Upstate	78 67	
<hr/>																
LAST 12 Division I GAMES:																
318	H	Western Caro.	65 55	275	H	Fla. Atlantic	73 57									
323	H	UNC Greensboro	64 61	212	H	Gardner-Webb	70 57									
319	H	Presbyterian	76 68	88	A	Georgia	38 61									
25	A	South Carolina	53 66	201	H	UNC Asheville	58 47									
228	N	Western Ill.	78 85	308	A	Col. of Charleston	70 67									
298	N	Fairfield	77 70	9	A	Mississippi St.	41 106									

Non-Div I Games:

Coker

71 42

North Greenville

74

78

Furman

Average RPI Win:	296	WON-LOST	WINNING	LAST 10	STRENGTH OF	OPP. STRENGTH	TEAM	ADJ.	CONF.	ADJ CONF.
Average RPI Loss:	187	RECORD	PCT. RANK	GAMES	SCHEDULE	OF SCHEDULE	RPI	RPI	RPI	RPI
DIV. I ONLY	4- 10	272	4-6	207	346	282	282	15	15	
DIV. I NON-CONF.	4- 6	212	0- 0	164	349	226	226	16	16	

TOTALS	RPI 1-25	RPI 26-50	W-L RECORDS	RPI 51-100	RPI 101-150	RPI 150+				
4- 10	0- 0	0- 0	OVERALL	0- 2	0- 3	4- 5				
2- 4	0- 0	0- 0	HOME	0- 0	0- 2	2- 2				
2- 6	0- 0	0- 0	AWAY	0- 2	0- 1	2- 3				
0- 0	0- 0	0- 0	NEUTRAL	0- 0	0- 0	0- 0				
4- 6	0- 0	0- 0	NON-CONFERENCE	0- 2	0- 1	4- 3				
2- 2	0- 0	0- 0	HOME	0- 0	0- 0	2- 2				
2- 4	0- 0	0- 0	AWAY	0- 2	0- 1	2- 1				
0- 0	0- 0	0- 0	NEUTRAL	0- 0	0- 0	0- 0				
0- 4	0- 0	0- 0	CONFERENCE	0- 0	0- 2	0- 2				
0- 2	0- 0	0- 0	HOME	0- 0	0- 2	0- 0				
0- 2	0- 0	0- 0	AWAY	0- 0	0- 0	0- 2				
0- 0	0- 0	0- 0	NEUTRAL	0- 0	0- 0	0- 0				

RPI 1-25				RPI 26-50				RPI 51-100				RPI 101+				Team's RPI: 282
RPI	S	Opponent	Score	RPI	S	Opponent	Score	RPI	S	Opponent	Score	RPI	S	Opponent	Score	
								75	A	Virginia Tech	49 78	121	H	UT Arlington	53 74	
								88	A	Georgia	38 81	134	A	Stony Brook	43 72	
												145	H	Texas St.	52 64	
												174	H	Mercer	72 79	
												248	H	Wofford	65 81	
												249	H	Bethune-Cookman	77 76	
												276	H	Winthrop	64 55	
												278	A	Louisiana	48 59	
												293	A	Kennesaw St.	59 78	
												311	A	La.-Monroe	57 58	
												319	A	Presbyterian	69 68	
												338	A	Savannah St.	82 71	

LAST 12 Division I GAMES:																
278	A	Louisiana	48 59	319	A	Presbyterian	69 68									
311	A	La.-Monroe	57 58	293	A	Kennesaw St.	59 78									
121	H	UT Arlington	53 74	249	H	Bethune-Cookman	77 76									
145	H	Texas St.	52 64	134	A	Stony Brook	43 72									
88	A	Georgia	38 81	338	A	Savannah St.	82 71									
276	H	Winthrop	64 55	174	H	Mercer	72 79									

Non-Div I Games: Coastal Ga. 68 46

Ga. Southern

Average RPI Win:	238	WON-LOST	WINNING	LAST 10	STRENGTH OF	OPP. STRENGTH	TEAM	ADJ.	CONF.	ADJ CONF.
Average RPI Loss:	198	RECORD	PCT. RANK	GAMES	SCHEDULE	OF SCHEDULE	RPI	RPI	RPI	RPI
DIV. I ONLY	6- 7	195	5-5	249	308	212	212	28	28	
DIV. I NON-CONF.	3- 6	241	0- 0	276	275	270	270	29	29	

TOTALS	RPI 1-25	RPI 26-50	W-L RECORDS	RPI 51-100	RPI 101-150	RPI 150+				
6- 7	0- 0	0- 0	OVERALL	0- 0	1- 0	5- 7				
2- 3	0- 0	0- 0	HOME	0- 0	1- 0	1- 3				
4- 4	0- 0	0- 0	AWAY	0- 0	0- 0	4- 4				
0- 0	0- 0	0- 0	NEUTRAL	0- 0	0- 0	0- 0				
3- 6	0- 0	0- 0	NON-CONFERENCE	0- 0	1- 0	2- 6				
1- 2	0- 0	0- 0	HOME	0- 0	1- 0	0- 2				
2- 4	0- 0	0- 0	AWAY	0- 0	0- 0	2- 4				
0- 0	0- 0	0- 0	NEUTRAL	0- 0	0- 0	0- 0				
3- 1	0- 0	0- 0	CONFERENCE	0- 0	0- 0	3- 1				
1- 1	0- 0	0- 0	HOME	0- 0	0- 0	1- 1				
2- 0	0- 0	0- 0	AWAY	0- 0	0- 0	2- 0				
0- 0	0- 0	0- 0	NEUTRAL	0- 0	0- 0	0- 0				

RPI 1-25				RPI 26-50				RPI 51-100				RPI 101+				Team's RPI: 212
RPI	S	Opponent	Score	RPI	S	Opponent	Score	RPI	S	Opponent	Score	RPI	S	Opponent	Score	
												128	H	Davi dson	54	49
												157	A	Drexel	48	65
												162	H	Hi gh Poi nt	61	78
												183	H	Morehead St.	69	84
												196	A	Del aware	45	69
												201	H	UNC Asheville	69	59
												202	A	Fl ori da	60	58
												209	A	Furman	57	70
												234	H	Mt. St. Mary's	62	69
												248	A	Wofford	53	59
												257	A	Campbell	52	38
												318	A	Western Caro.	62	52
												319	A	Presbyteri an	66	58
LAST 12 Division I GAMES:																
319	A	Presbyteri an	66	58	157	A	Drexel	48	65	209	A	Furman	57	70		
162	H	Hi gh Poi nt	61	78	234	H	Mt. St. Mary's	62	69	248	A	Wofford	53	59		
201	H	UNC Asheville	69	59	128	H	Davi dson	54	49	183	H	Morehead St.	69	84		
257	A	Campbell	52	38	196	A	Del aware	45	69							

Non-Div I Games: Converse 79 51 Warren Wilson 100 37 Pfeiffer 82 46

Gardner-Webb

Average RPI	Win:	257	WON-LOST	WINNING	LAST 10	STRENGTH OF	OPP. STRENGTH	TEAM	ADJ.	CONF.	ADJ CONF.
Average RPI	Loss:	140	RECORD	PCT. RANK	GAMES	SCHEDULE	OF SCHEDULE	RPI	RPI	RPI	RPI
DIV. I ONLY		8- 8		166	4-6	322	142	246	246	17	17
DIV. I NON-CONF.		8- 5		120	0- 0	318	159	197	197	17	17

TOTALS	RPI 1-25		RPI 26-50		W-L RECORDS	RPI 51-100		RPI 101-150		RPI 150+	
8- 8	0- 0		0- 1		OVERALL	0- 1		0- 4		8- 2	
5- 3	0- 0		0- 0		HOME	0- 0		0- 2		5- 1	
3- 5	0- 0		0- 1		AWAY	0- 1		0- 2		3- 1	
0- 0	0- 0		0- 0		NEUTRAL	0- 0		0- 0		0- 0	
8- 5	0- 0		0- 1		NON-CONFERENCE	0- 1		0- 2		8- 1	
5- 1	0- 0		0- 0		HOME	0- 0		0- 1		5- 0	
3- 4	0- 0		0- 1		AWAY	0- 1		0- 1		3- 1	
0- 0	0- 0		0- 0		NEUTRAL	0- 0		0- 0		0- 0	
0- 3	0- 0		0- 0		CONFERENCE	0- 0		0- 2		0- 1	
0- 2	0- 0		0- 0		HOME	0- 0		0- 1		0- 1	
0- 1	0- 0		0- 0		AWAY	0- 0		0- 1		0- 0	
0- 0	0- 0		0- 0		NEUTRAL	0- 0		0- 0		0- 0	

RPI 1-25				RPI 26-50				RPI 51-100				RPI 101+				Team's RPI: 246	
RPI	S	Opponent	Score	RPI	S	Opponent	Score	RPI	S	Opponent	Score	RPI	S	Opponent	Score		
				49	A	Kansas	56 77										
								100	A	Washington	52 81	124	H	Houston	56 66		
												128	A	Davidson	59 67		
												133	H	Duquesne	57 60		
												144	A	American	71 86		
												179	A	UMKC	91 84		
												196	H	Delaware	72 46		
												214	H	St. Bonaventure	57 68		
												215	A	Air Force	78 71		
												226	A	Howard	59 73		
												251	H	UMES	70 49		
												271	H	Colgate	64 61		
												308	H	Col. of Charleston	66 52		
												314	H	Loyola Maryland	70 38		
												320	A	Eastern Ky.	91 75		
LAST 12 Division I GAMES:																	
				133	H	Duquesne	57 60	320	A	Eastern Ky.	91 75						
				214	H	St. Bonaventure	57 68	196	H	Delaware	72 46						
				128	A	Davidson	59 67	100	A	Washington	52 81						
				308	H	Col. of Charleston	66 52	226	A	Howard	59 73						
				251	H	UMES	70 49	179	A	UMKC	91 84						
				124	H	Houston	56 66	49	A	Kansas	56 77						

Non-Div I Games:

George Mason

Average RPI	Win:	147	WON-LOST	WINNING	LAST 10	STRENGTH OF	OPP. STRENGTH	TEAM	ADJ.	CONF.	ADJ CONF.
Average RPI	Loss:	119	RECORD	PCT. RANK	GAMES	SCHEDULE	OF SCHEDULE	RPI	RPI	RPI	RPI
DIV. I ONLY	5- 11	259	4-6	55	106	189	189	17	17		
DIV. I NON-CONF.	3- 10	278	0- 0	57	111	228	228	17	17		
<hr/>											
TOTALS	RPI 1-25	RPI 26-50	W-L RECORDS	RPI 51-100	RPI 101-150	RPI 150+					
5- 11	0- 2	0- 2	OVERALL	3- 1	0- 2	2- 4					
4- 5	0- 1	0- 0	HOME	3- 1	0- 1	1- 2					
1- 4	0- 0	0- 1	AWAY	0- 0	0- 1	1- 2					
0- 2	0- 1	0- 1	NEUTRAL	0- 0	0- 0	0- 0					
3- 10	0- 2	0- 2	NON-CONFERENCE	2- 1	0- 1	1- 4					
3- 4	0- 1	0- 0	HOME	2- 1	0- 0	1- 2					
0- 4	0- 0	0- 1	AWAY	0- 0	0- 1	0- 2					
0- 2	0- 1	0- 1	NEUTRAL	0- 0	0- 0	0- 0					
2- 1	0- 0	0- 0	CONFERENCE	1- 0	0- 1	1- 0					
1- 1	0- 0	0- 0	HOME	1- 0	0- 1	0- 0					
1- 0	0- 0	0- 0	AWAY	0- 0	0- 0	1- 0					
0- 0	0- 0	0- 0	NEUTRAL	0- 0	0- 0	0- 0					

RPI 1-25				RPI 26-50				RPI 51-100				RPI 101+				Team's RPI: 189
RPI	S	Opponent	Score	RPI	S	Opponent	Score	RPI	S	Opponent	Score	RPI	S	Opponent	Score	
8	N	NC State	61 69	34	N	Georgi a Tech	55 70	53	H	Villanova	45 60	103	H	Fordham	38 50	
22	H	Maryland	30 69	46	A	James Madi son	37 50	89	H	Princeton	64 49	147	A	South Fla.	30 63	
								90	H	Towson	76 63	165	A	William & Mary	59 73	
								99	H	Dayton	46 45	174	H	Mercer	53 61	
												184	A	Rhode Island	64 59	
												241	H	Monmouth	51 55	
												272	H	Memphi s	51 38	
												312	A	Iona	43 52	
<hr/>																
LAST 12 Division I GAMES:																
				99	H	Dayton	46 45	147	A	South Fla.	30 63					
				184	A	Rhode Island	64 59	53	H	Villanova	45 60					
				103	H	Fordham	38 50	241	H	Monmouth	51 55					
				272	H	Memphi s	51 38	90	H	Towson	76 63					
				165	A	William & Mary	59 73	8	N	NC State	61 69					
				174	H	Mercer	53 61	34	N	Georgi a Tech	55 70					

Non-Div I Games:

George Washington

Average RPI Win:	190	WON-LOST	WINNING	LAST 10	STRENGTH OF	OPP. STRENGTH	TEAM	ADJ.	CONF.	ADJ CONF.
Average RPI Loss:	44	RECORD	PCT. RANK	GAMES	SCHEDULE	OF SCHEDULE	RPI	RPI	RPI	RPI
DIV. I ONLY	8- 9	186	4-6	19	59	93	93	5	5	
DIV. I NON-CONF.	6- 5	143	0- 0	42	95	90	90	4	4	
<hr/>										
TOTALS	RPI 1-25	RPI 26-50	W-L RECORDS	RPI 51-100	RPI 101-150	RPI 150+				
8- 9	0- 4	0- 3	OVERALL	1- 1	2- 0	5- 1				
5- 5	0- 3	0- 1	HOME	1- 0	1- 0	3- 1				
3- 2	0- 0	0- 1	AWAY	0- 1	1- 0	2- 0				
0- 2	0- 1	0- 1	NEUTRAL	0- 0	0- 0	0- 0				
6- 5	0- 2	0- 2	NON-CONFERENCE	1- 0	1- 0	4- 1				
4- 2	0- 1	0- 0	HOME	1- 0	1- 0	2- 1				
2- 1	0- 0	0- 1	AWAY	0- 0	0- 0	2- 0				
0- 2	0- 1	0- 1	NEUTRAL	0- 0	0- 0	0- 0				
2- 4	0- 2	0- 1	CONFERENCE	0- 1	1- 0	1- 0				
1- 3	0- 2	0- 1	HOME	0- 0	0- 0	1- 0				
1- 1	0- 0	0- 0	AWAY	0- 1	1- 0	0- 0				
0- 0	0- 0	0- 0	NEUTRAL	0- 0	0- 0	0- 0				

RPI 1-25				RPI 26-50				RPI 51-100				Team's RPI : 93				RPI 101+			
RPI	S	Opponent	Score	RPI	S	Opponent	Score	RPI	S	Opponent	Score	RPI	S	Opponent	Score	RPI	S	Opponent	Score
3	N	Baylor	46 67	36	H	DePaul	64 69	74	A	Creighton	38 65	103	H	Fordham	58 38				
8	H	NC State	65 76	37	N	Buffalo	64 73	84	H	Pittsburgh	70 41	108	A	Providence	68 52				
13	H	Marquette	62 72	46	A	James Madison	57 69					164	H	VCU	45 47				
17	H	Butler	50 59									166	H	Xavier	68 61				
												205	A	Rider	79 49				
												251	H	UMES	74 55				
												285	A	Richmond	73 53				
												314	H	Loyola Maryland	45 30				
LAST 12 Division I GAMES:																			
13	H	Marquette	62 72	205	A	Rider	79 49												
36	H	DePaul	64 69	8	H	NC State	65 76												
74	A	Creighton	38 65	164	H	VCU	45 47												
108	A	Providence	68 52	103	H	Fordham	58 38												
17	H	Butler	50 59	3	N	Baylor	46 67												
166	H	Xavier	68 61	37	N	Buffalo	64 73												

Non-Div I Games:

Georgetown

Average RPI	Win: 227	WON-LOST	WINNING	LAST 10	STRENGTH OF	OPP. STRENGTH	TEAM	ADJ.	CONF.	ADJ CONF.
Average RPI	Loss: 31	RECORD	PCT. RANK	GAMES	SCHEDULE	OF SCHEDULE	RPI	RPI	RPI	RPI
DIV. I ONLY	12- 5	72	8-2	168	99	88	88	6	6	
DIV. I NON-CONF.	9- 4	85	0- 0	269	189	156	156	6	6	

TOTALS	RPI 1-25	RPI 26-50	W-L RECORDS	RPI 51-100	RPI 101-150	RPI 150+				
12- 5	0- 2	2- 2	OVERALL	0- 1	0- 0	10- 0				
10- 0	0- 0	2- 0	HOME	0- 0	0- 0	8- 0				
1- 4	0- 1	0- 2	AWAY	0- 1	0- 0	1- 0				
1- 1	0- 1	0- 0	NEUTRAL	0- 0	0- 0	1- 0				
9- 4	0- 1	0- 2	NON-CONFERENCE	0- 1	0- 0	9- 0				
8- 0	0- 0	0- 0	HOME	0- 0	0- 0	8- 0				
0- 3	0- 0	0- 2	AWAY	0- 1	0- 0	0- 0				
1- 1	0- 1	0- 0	NEUTRAL	0- 0	0- 0	1- 0				
3- 1	0- 1	2- 0	CONFERENCE	0- 0	0- 0	1- 0				
2- 0	0- 0	2- 0	HOME	0- 0	0- 0	0- 0				
1- 1	0- 1	0- 0	AWAY	0- 0	0- 0	1- 0				
0- 0	0- 0	0- 0	NEUTRAL	0- 0	0- 0	0- 0				

RPI 1-25				RPI 26-50				RPI 51-100 Team's RPI: 88				RPI 101+			
RPI	S	Opponent	Score	RPI	S	Opponent	Score	RPI	S	Opponent	Score	RPI	S	Opponent	Score
9	A	Mississippi St.	71 80	31	H	Tennessee	66 62	53	A	Villanova	56 62	173	A	Vanderbilt	71 64
22	N	Maryland	51 58	34	A	Georgia Tech	53 63					174	H	Mercer	67 60
				38	A	UCLA	69 80					209	H	Furman	61 38
				50	H	LSU	63 50					214	H	St. Bonaventure	67 40
												276	H	Winthrop	85 39
												282	H	Ga. Southern	81 38
												319	H	Presbyterian	83 59
												322	N	Morgan St.	60 33
												328	H	Lipscomb	77 45
												341	H	Charleston So.	83 75
LAST 12 Division I GAMES:															
31	H	Tennessee	66 62	328	H	Lipscomb	77 45	53	A	Villanova	56 62	209	H	Furman	61 38
9	A	Mississippi St.	71 80					341	H	Charleston So.	83 75	174	H	Mercer	67 60
173	A	Vanderbilt	71 64					22	N	Maryland	51 58				
50	H	LSU	63 50												
319	H	Presbyterian	83 59												
282	H	Ga. Southern	81 38												

Non-Div I Games:

Georgia

Average RPI Win:	280	WON-LOST	WINNING	LAST 10	STRENGTH OF	OPP. STRENGTH	TEAM	ADJ.	CONF.	ADJ CONF.
Average RPI Loss:	122	RECORD	PCT. RANK	GAMES	SCHEDULE	OF SCHEDULE	RPI	RPI	RPI	RPI
DIV. I ONLY	8- 7	151	5-5	233	282	185	185	15	15	
DIV. I NON-CONF.	6- 5	143	0- 0	239	273	190	190	16	16	

TOTALS	RPI 1-25	RPI 26-50	W-L RECORDS	RPI 51-100	RPI 101-150	RPI 150+				
8- 7	0- 0	0- 2	OVERALL	0- 1	1- 2	7- 2				
5- 2	0- 0	0- 1	HOME	0- 0	1- 1	4- 0				
3- 5	0- 0	0- 1	AWAY	0- 1	0- 1	3- 2				
0- 0	0- 0	0- 0	NEUTRAL	0- 0	0- 0	0- 0				
6- 5	0- 0	0- 2	NON-CONFERENCE	0- 1	0- 1	6- 1				
4- 1	0- 0	0- 1	HOME	0- 0	0- 0	4- 0				
2- 4	0- 0	0- 1	AWAY	0- 1	0- 1	2- 1				
0- 0	0- 0	0- 0	NEUTRAL	0- 0	0- 0	0- 0				
2- 2	0- 0	0- 0	CONFERENCE	0- 0	1- 1	1- 1				
1- 1	0- 0	0- 0	HOME	0- 0	1- 1	0- 0				
1- 1	0- 0	0- 0	AWAY	0- 0	0- 0	1- 1				
0- 0	0- 0	0- 0	NEUTRAL	0- 0	0- 0	0- 0				

RPI	S	Opponent	Score	RPI	S	Opponent	Score	RPI	S	Opponent	Score	RPI	S	Opponent	Score	Team's RPI: 185
26	A	Florida St.	43 79	59	A	Middle Tenn.	54 69	117	A	Rice	49 66	121	H	UT Arlington	50 48	
34	H	Georgia Tech	71 78					145	H	Texas St.	60 69	194	A	Jacksonville St.	56 61	
								249	H	Bethune-Cookman	62 57	275	A	Fla. Atlantic	75 59	
								278	A	Louisiana	54 57	293	H	Kennesaw St.	79 73	
								311	A	La. -Monroe	56 41	316	A	FIU	67 61	
								323	H	UNC Greensboro	70 63	348	H	N.C. Central	65 54	

LAST 12 Division I GAMES:																
311	A	La. -Monroe	56 41	348	H	N.C. Central	65 54	194	A	Jacksonville St.	56 61	293	H	Kennesaw St.	79 73	
278	A	Louisiana	54 57	34	H	Georgia Tech	71 78	59	A	Middle Tenn.	54 69	117	A	Rice	49 66	
145	H	Texas St.	60 69													
121	H	UT Arlington	50 48													
26	A	Florida St.	43 79													
249	H	Bethune-Cookman	62 57													

Non-Div I Games:

Georgia St.

Average RPI Win: 167

Average RPI Loss: 50

WON-LOST
RECORDWINNING
PCT. RANKLAST 10
GAMESSTRENGTH OF
SCHEDULEOPP. STRENGTH
OF SCHEDULETEAM
RPIADJ.
RPICONF.
RPIADJ CONF.
RPIDIV. I ONLY
DIV. I NON-CONF.12- 5
10- 372
607-3
0- 053
14842
13034
6034
601
11
1

TOTALS

RPI 1-25

RPI 26-50

W-L RECORDS

RPI 51-100

RPI 101-150

RPI 150+

12- 5

0- 3

1- 0

OVERALL

3- 1

2- 1

6- 0

7- 1

0- 1

1- 0

HOME

1- 0

1- 0

4- 0

2- 3

0- 2

0- 0

AWAY

1- 0

0- 1

1- 0

3- 1

0- 0

0- 0

NEUTRAL

1- 1

1- 0

1- 0

10- 3

0- 1

0- 0

NON-CONFERENCE

2- 1

2- 1

6- 0

6- 0

0- 0

0- 0

HOME

1- 0

1- 0

4- 0

1- 2

0- 1

0- 0

AWAY

0- 0

0- 1

1- 0

3- 1

0- 0

0- 0

NEUTRAL

1- 1

1- 0

1- 0

2- 2

0- 2

1- 0

CONFERENCE

1- 0

0- 0

0- 0

1- 1

0- 1

1- 0

HOME

0- 0

0- 0

0- 0

1- 1

0- 1

0- 0

AWAY

1- 0

0- 0

0- 0

0- 0

0- 0

0- 0

NEUTRAL

0- 0

0- 0

0- 0

RPI 1-25

RPI	S	Opponent	Score
1	H	Notre Dame	55 76
6	A	Louisville	44 61
22	A	Maryland	54 67

RPI 26-50

RPI	S	Opponent	Score
40	H	Duke	70 64

Team's RPI: 34

RPI 51-100

RPI	S	Opponent	Score
79	A	Boston College	81 76
87	N	Seton Hall	84 73
88	H	Georgia	63 53
99	N	Dayton	66 85

RPI 101+

RPI	S	Opponent	Score
104	N	Idaho St.	74 51
112	H	Appalachian St.	71 53
124	A	Houston	89 95
185	A	Georgia St.	78 71
189	N	George Washington	70 55
248	H	Wofford	81 40
262	H	Alabama St.	69 42
293	H	Kennesaw St.	60 35
318	H	Western Caro.	84 49

LAST 12 Division I GAMES:

6	A	Louisville	44 61	87	N	Seton Hall	84 73
40	H	Duke	70 64	293	H	Kennesaw St.	60 35
1	H	Notre Dame	55 76	262	H	Alabama St.	69 42
79	A	Boston College	81 76	185	A	Georgia St.	78 71
248	H	Wofford	81 40	22	A	Maryland	54 67
99	N	Dayton	66 85	104	N	Idaho St.	74 51

Non-Div I Games:

Georgia Tech

Average RPI Win: 118

Average RPI Loss: 1

WON-LOST
RECORDWINNING
PCT. RANKLAST 10
GAMESSTRENGTH OF
SCHEDULEOPP. STRENGTH
OF SCHEDULETEAM
RPIADJ.
RPICONF.
RPIADJ CONF.
RPIDIV. I ONLY
DIV. I NON-CONF.16- 1
11- 12
1310-0
1- 050
674
311
1111
117
77
7

TOTALS

RPI 1-25

RPI 26-50

W-L RECORDS

RPI 51-100

RPI 101-150

RPI 150+

16- 1

2- 1

0- 0

OVERALL

3- 0

6- 0

5- 0

9- 0

1- 0

0- 0

HOME

3- 0

3- 0

2- 0

5- 0

0- 0

0- 0

AWAY

0- 0

2- 0

3- 0

2- 1

1- 1

0- 0

NEUTRAL

0- 0

1- 0

0- 0

11- 1

2- 1

0- 0

NON-CONFERENCE

1- 0

4- 0

4- 0

6- 0

1- 0

0- 0

HOME

1- 0

2- 0

2- 0

3- 0

0- 0

0- 0

AWAY

0- 0

1- 0

2- 0

2- 1

1- 1

0- 0

NEUTRAL

0- 0

1- 0

0- 0

5- 0

0- 0

0- 0

CONFERENCE

2- 0

2- 0

1- 0

3- 0

0- 0

0- 0

HOME

2- 0

1- 0

0- 0

2- 0

0- 0

0- 0

AWAY

0- 0

1- 0

1- 0

0- 0

0- 0

0- 0

NEUTRAL

0- 0

0- 0

0- 0

RPI 1-25

Team's RPI: 11

RPI 26-50

RPI 51-100

RPI 101+

RPI	S	Opponent	Score
1	N	Notre Dame	65 81
2	H	Stanford	79 73
20	N	Rutgers	57 40

RPI	S	Opponent	Score
-----	---	----------	-------

RPI	S	Opponent	Score
54	H	Saint Mary's (CA)	74 62
76	H	Pacific	88 65
95	H	Washington St.	76 53

RPI	S	Opponent	Score
101	N	Western Ky.	76 55
104	H	Idaho St.	70 51
106	H	Idaho	88 51
126	A	Loyola Marymount	78 53
138	A	Missouri St.	70 67
143	H	Portland	97 71
154	H	Montana	76 52
168	A	Pepperdine	79 54
175	H	Colorado St.	50 39
190	A	Eastern Wash.	63 51
235	A	UNLV	70 59

LAST 12 Division I GAMES:

101	N	Western Ky.	76	55	126	A	Loyola Marymount	78	53
20	N	Rutgers	57	40	106	H	Idaho	88	51
143	H	Portland	97	71	138	A	Missouri St.	70	67
76	H	Pacific	88	65	95	H	Washington St.	76	53
54	H	Saint Mary's (CA)	74	62	2	H	Stanford	79	73
168	A	Pepperdine	79	54	175	H	Colorado St.	50	39

Non-Div I Games:

Gonzaga

■ Loss,
 ■ Non-Conf,
 ■ S Site,
 ■ H Home
 ■ A Away
 N Neutral

Average RPI Win:	226	WON-LOST	WINNING	LAST 10	STRENGTH OF	OPP. STRENGTH	TEAM	ADJ.	CONF.	ADJ CONF.
Average RPI Loss:	123	RECORD	PCT. RANK	GAMES	SCHEDULE	OF SCHEDULE	RPI	RPI	RPI	RPI
DIV. I ONLY	6- 10	238	5-5	152	172	180	180	29	29	
DIV. I NON-CONF.	3- 9	271	0- 0	45	123	173	173	26	26	

TOTALS	RPI 1-25	RPI 26-50	W-L RECORDS	RPI 51-100	RPI 101-150	RPI 150+				
6- 10	1- 1	0- 2	OVERALL	0- 1	1- 3	4- 3				
2- 1	0- 0	0- 0	HOME	0- 0	0- 0	2- 1				
2- 8	0- 0	0- 2	AWAY	0- 1	0- 3	2- 2				
2- 1	1- 1	0- 0	NEUTRAL	0- 0	1- 0	0- 0				
3- 9	1- 1	0- 2	NON-CONFERENCE	0- 1	1- 3	1- 2				
1- 0	0- 0	0- 0	HOME	0- 0	0- 0	1- 0				
0- 8	0- 0	0- 2	AWAY	0- 1	0- 3	0- 2				
2- 1	1- 1	0- 0	NEUTRAL	0- 0	1- 0	0- 0				
3- 1	0- 0	0- 0	CONFERENCE	0- 0	0- 0	3- 1				
1- 1	0- 0	0- 0	HOME	0- 0	0- 0	1- 1				
2- 0	0- 0	0- 0	AWAY	0- 0	0- 0	2- 0				
0- 0	0- 0	0- 0	NEUTRAL	0- 0	0- 0	0- 0				

RPI 1-25				RPI 26-50				RPI 51-100				RPI 101+				Team's RPI: 180
RPI	S	Opponent	Score	RPI	S	Opponent	Score	RPI	S	Opponent	Score	RPI	S	Opponent	Score	
16	N	Indiana	65 62	48	A	Auburn	48 97	68	A	Oklahoma St.	40 86	113	A	Alabama	55 73	
21	N	South Dakota	53 67	49	A	Kansas	45 76					121	A	UT Arlington	54 78	
												126	N	Loyola Marymount	62 61	
												147	A	South Fla.	50 67	
												169	H	Southern U.	81 86	
												229	A	Southern Miss.	47 68	
												254	A	Alabama A&M	63 51	
												262	A	Alabama St.	80 72	
												266	A	Wichita St.	61 70	
												345	H	McNeese	75 51	
												351	H	Alcorn	61 56	

LAST 12 Division I GAMES:																
351	H	Alcorn	61 56	16	N	Indiana	65 62									
169	H	Southern U.	81 86	21	N	South Dakota	53 67									
254	A	Alabama A&M	63 51	147	A	South Fla.	50 67									
262	A	Alabama St.	80 72	266	A	Wichita St.	61 70									
68	A	Oklahoma St.	40 86	49	A	Kansas	45 76									
126	N	Loyola Marymount	62 61	113	A	Alabama	55 73									

Non-Div I Games:

Grambling

Grand Canyon

Through Games Of Jan. 15, 2019

Average RPI	Win:	294	WON-LOST	WINNING	LAST 10	STRENGTH OF	OPP. STRENGTH	TEAM	ADJ.	CONF.	ADJ CONF.
Average RPI	Loss:	200	RECORD	PCT. RANK	GAMES	SCHEDULE	OF SCHEDULE	RPI	RPI	RPI	RPI
DIV. I ONLY		4- 10		272	3-7	328	292	333	333	30	30
DIV. I NON-CONF.		2- 8		293	0- 0	314	278	341	341	30	30

TOTALS	RPI 1-25		RPI 26-50		W-L RECORDS	RPI 51-100		RPI 101-150		RPI 150+	
4- 10	0- 0		0- 0		OVERALL	0- 0		0- 2		4- 8	
3- 4	0- 0		0- 0		HOME	0- 0		0- 2		3- 2	
1- 6	0- 0		0- 0		AWAY	0- 0		0- 0		1- 6	
0- 0	0- 0		0- 0		NEUTRAL	0- 0		0- 0		0- 0	
2- 8	0- 0		0- 0		NON-CONFERENCE	0- 0		0- 2		2- 6	
2- 3	0- 0		0- 0		HOME	0- 0		0- 2		2- 1	
0- 5	0- 0		0- 0		AWAY	0- 0		0- 0		0- 5	
0- 0	0- 0		0- 0		NEUTRAL	0- 0		0- 0		0- 0	
2- 2	0- 0		0- 0		CONFERENCE	0- 0		0- 0		2- 2	
1- 1	0- 0		0- 0		HOME	0- 0		0- 0		1- 1	
1- 1	0- 0		0- 0		AWAY	0- 0		0- 0		1- 1	
0- 0	0- 0		0- 0		NEUTRAL	0- 0		0- 0		0- 0	

RPI 1-25				RPI 26-50				RPI 51-100				RPI 101+ Team's RPI: 333			
RPI	S	Opponent	Score	RPI	S	Opponent	Score	RPI	S	Opponent	Score	RPI	S	Opponent	Score
												146	H	Indiana St.	81 88
												148	H	Portland St.	55 60
												154	H	Montana	47 69
												158	A	Santa Clara	55 75
												159	A	UNCW	55 77
												186	H	New Mexico St.	54 51
												198	A	East Carolina	47 59
												216	A	Long Beach St.	50 57
												242	H	UTRGV	50 66
												258	A	Utah Valley	46 57
												305	H	Incarnate Word	74 63
												317	A	UC Santa Barbara	55 66
												335	A	Seattle U	74 73
												350	H	LIU Brooklyn	65 62

LAST 12 Division I GAMES:															
				242	H	UTRGV	50 66			148	H	Portland St.	55 60		
				186	H	New Mexico St.	54 51			154	H	Montana	47 69		
				335	A	Seattle U	74 73			317	A	UC Santa Barbara	55 66		
				258	A	Utah Valley	46 57			350	H	LIU Brooklyn	65 62		
				158	A	Santa Clara	55 75			146	H	Indiana St.	81 88		
				216	A	Long Beach St.	50 57			159	A	UNCW	55 77		

Non-Div I Games:

Grand Canyon

■ Loss,
 ■ Non-Conf, S Site,
 ■ Home
 ■ Away
 N Neutral

Average RPI	Win:	150	WON-LOST	WINNING	LAST 10	STRENGTH OF	OPP. STRENGTH	TEAM	ADJ.	CONF.	ADJ CONF.
Average RPI	Loss:	46	RECORD	PCT. RANK	GAMES	SCHEDULE	OF SCHEDULE	RPI	RPI	RPI	RPI
DIV. I ONLY		8- 6		126	6-4	33	45	42	42	19	19
DIV. I NON-CONF.		4- 5		190	0- 0	7	10	39	39	18	18

TOTALS	RPI 1-25		RPI 26-50		W-L RECORDS	RPI 51-100		RPI 101-150		RPI 150+	
8- 6	0- 2		1- 2		OVERALL	2- 2		1- 0		4- 0	
5- 1	0- 0		0- 0		HOME	2- 1		1- 0		2- 0	
3- 5	0- 2		1- 2		AWAY	0- 1		0- 0		2- 0	
0- 0	0- 0		0- 0		NEUTRAL	0- 0		0- 0		0- 0	
4- 5	0- 2		1- 2		NON-CONFERENCE	2- 1		0- 0		1- 0	
3- 1	0- 0		0- 0		HOME	2- 1		0- 0		1- 0	
1- 4	0- 2		1- 2		AWAY	0- 0		0- 0		0- 0	
0- 0	0- 0		0- 0		NEUTRAL	0- 0		0- 0		0- 0	
4- 1	0- 0		0- 0		CONFERENCE	0- 1		1- 0		3- 0	
2- 0	0- 0		0- 0		HOME	0- 0		1- 0		1- 0	
2- 1	0- 0		0- 0		AWAY	0- 1		0- 0		2- 0	
0- 0	0- 0		0- 0		NEUTRAL	0- 0		0- 0		0- 0	

RPI 1-25				RPI 26-50				Team's RPI: 42				RPI 51-100				RPI 101+			
RPI	S	Opponent	Score	RPI	S	Opponent	Score	RPI	S	Opponent	Score	RPI	S	Opponent	Score	RPI	S	Opponent	Score
13	A	Marquette	54 80	27	A	South Dakota St.	47 77	83	A	Wright St.	67 85	119	H	Youngstown St.	60 42				
21	A	South Dakota	49 55	35	A	Missouri	56 49	85	H	Maine	70 39	152	H	Wisconsin	55 46				
				36	A	DePaul	64 73	94	H	Northwestern	55 57	182	A	Milwaukee	76 62				
								99	H	Dayton	51 35	260	H	Cleveland St.	62 53				
												267	A	Northern Ky.	81 61				

LAST 12 Division I GAMES:																			
119	H	Youngstown St.	60 42	152	H	Wisconsin	55 46												
260	H	Cleveland St.	62 53	21	A	South Dakota	49 55												
267	A	Northern Ky.	81 61	27	A	South Dakota St.	47 77												
83	A	Wright St.	67 85	99	H	Dayton	51 35												
182	A	Milwaukee	76 62	85	H	Maine	70 39												
13	A	Marquette	54 80	35	A	Missouri	56 49												

Non-Div I Games: Wis.-Parkside 81 32

Green Bay

Average RPI Win:	225	WON-LOST	WINNING	LAST 10	STRENGTH OF	OPP. STRENGTH	TEAM	ADJ.	CONF.	ADJ CONF.
Average RPI Loss:	153	RECORD	PCT. RANK	GAMES	SCHEDULE	OF SCHEDULE	RPI	RPI	RPI	RPI
DIV. I ONLY	7- 7	166	5-5	293	138	220	220	28	28	
DIV. I NON-CONF.	3- 7	256	0- 1	231	71	269	269	29	29	

TOTALS	RPI 1-25	RPI 26-50	W-L RECORDS	RPI 51-100	RPI 101-150	RPI 150+				
7- 7	0- 1	1- 0	OVERALL	0- 1	1- 1	5- 4				
4- 2	0- 0	1- 0	HOME	0- 0	1- 1	2- 1				
3- 3	0- 1	0- 0	AWAY	0- 0	0- 0	3- 2				
0- 2	0- 0	0- 0	NEUTRAL	0- 1	0- 0	0- 1				
3- 7	0- 1	1- 0	NON-CONFERENCE	0- 1	0- 1	2- 4				
2- 2	0- 0	1- 0	HOME	0- 0	0- 1	1- 1				
1- 3	0- 1	0- 0	AWAY	0- 0	0- 0	1- 2				
0- 2	0- 0	0- 0	NEUTRAL	0- 1	0- 0	0- 1				
4- 0	0- 0	0- 0	CONFERENCE	0- 0	1- 0	3- 0				
2- 0	0- 0	0- 0	HOME	0- 0	1- 0	1- 0				
2- 0	0- 0	0- 0	AWAY	0- 0	0- 0	2- 0				
0- 0	0- 0	0- 0	NEUTRAL	0- 0	0- 0	0- 0				

RPI 1-25				RPI 26-50				RPI 51-100				RPI 101+				Team's RPI: 220
RPI	S	Opponent	Score	RPI	S	Opponent	Score	RPI	S	Opponent	Score	RPI	S	Opponent	Score	
8	A	NC State	51 83	46	H	James Madison	72 65	52	N	SFA	68 70	131	H	Chattanooga	50 58	
												149	H	Radford	68 54	
												188	H	Elon	62 77	
												195	A	Cornell	53 79	
												201	A	UNC Asheville	61 58	
												217	H	Samford	64 57	
												244	N	Sacramento St.	61 65	
												255	A	Columbia	63 88	
												275	A	Fla. Atlantic	72 68	
												341	A	Charleston So.	74 66	
												347	H	Longwood	66 40	

LAST 12 Division I GAMES:																
244	N	Sacramento St.	61 65	195	A	Cornell	53 79									
347	H	Longwood	66 40	52	N	SFA	68 70									
149	H	Radford	68 54	8	A	NC State	51 83									
201	A	UNC Asheville	61 58	188	H	Elon	62 77									
341	A	Charleston So.	74 66	217	H	Samford	64 57									
255	A	Columbia	63 88	46	H	James Madison	72 65									

Non-Div I Games: Mid-Atlantic Christ.115 48

Hampton

Average RPI	Win: 236	WON-LOST	WINNING	LAST 10	STRENGTH OF	OPP. STRENGTH	TEAM	ADJ.	CONF.	ADJ CONF.
Average RPI	Loss: 63	RECORD	PCT. RANK	GAMES	SCHEDULE	OF SCHEDULE	RPI	RPI	RPI	RPI
DIV. I ONLY	10- 7	120	8-2	111	167	107	107	23	23	
DIV. I NON-CONF.	7- 7	162	0- 1	111	110	126	126	23	23	

TOTALS	RPI 1-25	RPI 26-50	W-L RECORDS	RPI 51-100	RPI 101-150	RPI 150+				
10- 7	0- 1	0- 2	OVERALL	1- 3	1- 0	8- 1				
5- 2	0- 0	0- 1	HOME	1- 1	0- 0	4- 0				
5- 3	0- 0	0- 1	AWAY	0- 2	1- 0	4- 0				
0- 2	0- 1	0- 0	NEUTRAL	0- 0	0- 0	0- 1				
7- 7	0- 1	0- 2	NON-CONFERENCE	1- 3	0- 0	6- 1				
4- 2	0- 0	0- 1	HOME	1- 1	0- 0	3- 0				
3- 3	0- 0	0- 1	AWAY	0- 2	0- 0	3- 0				
0- 2	0- 1	0- 0	NEUTRAL	0- 0	0- 0	0- 1				
3- 0	0- 0	0- 0	CONFERENCE	0- 0	1- 0	2- 0				
1- 0	0- 0	0- 0	HOME	0- 0	0- 0	1- 0				
2- 0	0- 0	0- 0	AWAY	0- 0	1- 0	1- 0				
0- 0	0- 0	0- 0	NEUTRAL	0- 0	0- 0	0- 0				

RPI 1-25				RPI 26-50				RPI 51-100				RPI 101+				Team's RPI: 107
RPI	S	Opponent	Score	RPI	S	Opponent	Score	RPI	S	Opponent	Score	RPI	S	Opponent	Score	
6	N	Louisville	69 86	32	H	Michigan St.	66 74	53	A	Villanova	41 59	134	A	Stony Brook	64 36	
				41	A	Miami (FL)	62 75	56	A	New Mexico	65 72	165	H	William & Mary	50 45	
								67	H	Harvard	73 60	167	N	Southern Ill.	50 72	
								89	H	Princeton	38 75	184	A	Rhode Island	65 51	
												277	H	Bryant	67 57	
												295	A	UMBC	66 52	
												297	H	Vermont	61 32	
												304	A	Central Conn. St.	54 52	
												310	A	NJIT	84 53	
												322	H	Morgan St.	80 59	

LAST 12 Division I GAMES:																
				56	A	New Mexico	65 72	304	A	Central Conn. St.	54 52					
				41	A	Miami (FL)	62 75	89	H	Princeton	38 75					
				297	H	Vermont	61 32	32	H	Michigan St.	66 74					
				295	A	UMBC	66 52	184	A	Rhode Island	65 51					
				134	A	Stony Brook	64 36	277	H	Bryant	67 57					
				310	A	NJIT	84 53	165	H	William & Mary	50 45					

Non-Div I Games:

Hartford

Average RPI Win:	175	WON-LOST	WINNING	LAST 10	STRENGTH OF	OPP. STRENGTH	TEAM	ADJ.	CONF.	ADJ CONF.
Average RPI Loss:	55	RECORD	PCT. RANK	GAMES	SCHEDULE	OF SCHEDULE	RPI	RPI	RPI	RPI
DIV. I ONLY	7- 6	147	6-4	45	34	67	67	11	11	
DIV. I NON-CONF.	7- 6	153	1- 0	50	28	66	66	10	10	

TOTALS	RPI 1-25	RPI 26-50	W-L RECORDS	RPI 51-100	RPI 101-150	RPI 150+				
7- 6	1- 2	0- 1	OVERALL	0- 2	1- 1	5- 0				
2- 3	0- 1	0- 0	HOME	0- 2	1- 0	1- 0				
4- 3	1- 1	0- 1	AWAY	0- 0	0- 1	3- 0				
1- 0	0- 0	0- 0	NEUTRAL	0- 0	0- 0	1- 0				
7- 6	1- 2	0- 1	NON-CONFERENCE	0- 2	1- 1	5- 0				
2- 3	0- 1	0- 0	HOME	0- 2	1- 0	1- 0				
4- 3	1- 1	0- 1	AWAY	0- 0	0- 1	3- 0				
1- 0	0- 0	0- 0	NEUTRAL	0- 0	0- 0	1- 0				
0- 0	0- 0	0- 0	CONFERENCE	0- 0	0- 0	0- 0				
0- 0	0- 0	0- 0	HOME	0- 0	0- 0	0- 0				
0- 0	0- 0	0- 0	AWAY	0- 0	0- 0	0- 0				
0- 0	0- 0	0- 0	NEUTRAL	0- 0	0- 0	0- 0				

RPI 1-25				RPI 26-50				RPI 51-100				Team's RPI : 67				RPI 101+			
RPI	S	Opponent	Score	RPI	S	Opponent	Score	RPI	S	Opponent	Score	RPI	S	Opponent	Score	RPI	S	Opponent	Score
1	A	Notre Dame	58 103	45	A	Purdue	65 66	70	H	Qui nni pi ac	67 72	107	A	Hartford	60 73				
20	H	Rutgers	49 60					85	H	Maine	60 67	120	H	Boston U.	67 47				
24	A	Cal i forni a	85 79									161	A	CSUN	75 55				
												184	A	Rhode Island	80 47				
												194	N	Jacksonville St.	69 62				
												256	H	La Salle	88 43				
												283	A	Si ena	73 54				

LAST 12 Division I GAMES:																			
161	A	CSUN	75 55	70	H	Qui nni pi ac	67 72	194	N	Jacksonville St.	69 62								
24	A	Cal i forni a	85 79					107	A	Hartford	60 73								
184	A	Rhode Island	80 47					283	A	Si ena	73 54								
120	H	Boston U.	67 47					256	H	La Salle	88 43								
20	H	Rutgers	49 60					45	A	Purdue	65 66								
85	H	Maine	60 67																

Non-Div I Games:

Harvard

Average RPI Win: 204
Average RPI Loss: 147

WON-LOST
RECORD

WINNING
PCT. RANK

LAST 10
GAMES

STRENGTH OF
SCHEDULE

OPP. STRENGTH
OF SCHEDULE

TEAM
RPI

ADJ.
RPI

CONF.
RPI

ADJ CONF.
RPI

DIV. I ONLY	4- 10	272	4-6	174	146	264	264	22	22
DIV. I NON-CONF.	3- 9	271	0- 1	209	87	281	281	21	21

TOTALS	RPI 1-25	RPI 26-50	W-L RECORDS	RPI 51-100	RPI 101-150	RPI 150+			
4- 10	0- 1	0- 1	OVERALL	0- 1	2- 2	2- 5			
3- 5	0- 1	0- 0	HOME	0- 1	2- 2	1- 1			
1- 4	0- 0	0- 0	AWAY	0- 0	0- 0	1- 4			
0- 1	0- 0	0- 1	NEUTRAL	0- 0	0- 0	0- 0			
3- 9	0- 1	0- 1	NON-CONFERENCE	0- 1	1- 2	2- 4			
2- 5	0- 1	0- 0	HOME	0- 1	1- 2	1- 1			
1- 3	0- 0	0- 0	AWAY	0- 0	0- 0	1- 3			
0- 1	0- 0	0- 1	NEUTRAL	0- 0	0- 0	0- 0			
1- 1	0- 0	0- 0	CONFERENCE	0- 0	1- 0	0- 1			
1- 0	0- 0	0- 0	HOME	0- 0	1- 0	0- 0			
0- 1	0- 0	0- 0	AWAY	0- 0	0- 0	0- 1			
0- 0	0- 0	0- 0	NEUTRAL	0- 0	0- 0	0- 0			

RPI 1-25				RPI 26-50				RPI 51-100				RPI 101+				Team's RPI: 264
RPI	S	Opponent	Score	RPI	S	Opponent	Score	RPI	S	Opponent	Score	RPI	S	Opponent	Score	
2	H	Stanford	59 81	43	N	Utah	48 73	82	H	FGCU	67 73	106	H	Idaho	69 61	
												139	H	UC Davis	65 60	
												143	H	Portland	65 72	
												144	H	American	57 69	
												168	H	Pepperdine	64 65	
												204	A	San Diego St.	57 58	
												208	A	Cal St. Fullerton	68 72	
												227	A	San Diego	50 58	
												235	A	UNLV	66 61	
												253	A	Nevada	78 79	
												335	H	Seattle U	67 51	
LAST 12 Division I GAMES:																
				43	N	Utah	48 73	2	H	Stanford	59 81					
				139	H	UC Davis	65 60	82	H	FGCU	67 73					
				208	A	Cal St. Fullerton	68 72	144	H	American	57 69					
				253	A	Nevada	78 79	335	H	Seattle U	67 51					
				235	A	UNLV	66 61	143	H	Portland	65 72					
				106	H	Idaho	69 61	227	A	San Diego	50 58					

Non-Div I Games: Hawai i Paci fic 66 51

Hawai i

Loss, Non-Conf, S Site, H Home A Away N Neutral

Average RPI	Win: 277	WON-LOST RECORD	WINNING PCT. RANK	LAST 10 GAMES	STRENGTH OF SCHEDULE	OPP. STRENGTH OF SCHEDULE	TEAM RPI	ADJ. RPI	CONF. RPI	ADJ CONF. RPI
Average RPI	Loss: 98									
DIV. I ONLY	8- 5	110	8-2	270	259	162	162	28	28	
DIV. I NON-CONF.	5- 4	139	0- 0	242	217	171	171	29	29	
<hr/>										
TOTALS	RPI 1-25	RPI 26-50	W-L RECORDS	RPI 51-100	RPI 101-150	RPI 150+				
8- 5	0- 0	0- 2	OVERALL	0- 0	1- 3	7- 0				
5- 0	0- 0	0- 0	HOME	0- 0	1- 0	4- 0				
3- 5	0- 0	0- 2	AWAY	0- 0	0- 3	3- 0				
0- 0	0- 0	0- 0	NEUTRAL	0- 0	0- 0	0- 0				
5- 4	0- 0	0- 2	NON-CONFERENCE	0- 0	1- 2	4- 0				
4- 0	0- 0	0- 0	HOME	0- 0	1- 0	3- 0				
1- 4	0- 0	0- 2	AWAY	0- 0	0- 2	1- 0				
0- 0	0- 0	0- 0	NEUTRAL	0- 0	0- 0	0- 0				
3- 1	0- 0	0- 0	CONFERENCE	0- 0	0- 1	3- 0				
1- 0	0- 0	0- 0	HOME	0- 0	0- 0	1- 0				
2- 1	0- 0	0- 0	AWAY	0- 0	0- 1	2- 0				
0- 0	0- 0	0- 0	NEUTRAL	0- 0	0- 0	0- 0				

RPI	S	Opponent	Score	RPI	S	Opponent	Score	RPI	S	Opponent	Score	RPI	S	Opponent	Score
30	A	Kentucky	49 71	44	A	Clemson	64 83					128	A	Davidson	62 71
												140	A	Miami (OH)	55 68
												144	H	American	66 61
												149	A	Radford	58 80
												212	A	Gardner-Webb	78 61
												270	A	ETSU	73 65
												279	H	Norfolk St.	83 51
												319	H	Presbyterian	79 40
												323	H	UNC Greensboro	82 75
												324	A	USC Upstate	87 61
												348	H	N.C. Central	80 69
<hr/>															
LAST 12 Division I GAMES:															
212	A	Gardner-Webb	78 61	279	H	Norfolk St.	83 51								
319	H	Presbyterian	79 40	44	A	Clemson	64 83								
149	A	Radford	58 80	323	H	UNC Greensboro	82 75								
324	A	USC Upstate	87 61	128	A	Davidson	62 71								
270	A	ETSU	73 65	140	A	Miami (OH)	55 68								
144	H	American	66 61	30	A	Kentucky	49 71								

Non-Div I Games: Greensboro 102 50 Mars Hill 86 36

High Point

Average RPI Win: **269**
 Average RPI Loss: **156**

WON-LOST
RECORD

WINNING
PCT. RANK

LAST 10
GAMES

STRENGTH OF
SCHEDULE

OPP. STRENGTH
OF SCHEDULE

TEAM
RPI

ADJ.
RPI

CONF.
RPI

ADJ CONF.
RPI

DIV. I ONLY	5- 10	248	4-6	173	303	231	231	10	10
DIV. I NON-CONF.	5- 6	177	0- 0	234	322	222	222	13	13

TOTALS	RPI 1-25	RPI 26-50	W-L RECORDS	RPI 51-100	RPI 101-150	RPI 150+			
5- 10	0- 0	0- 1	OVERALL	0- 2	0- 2	5- 5			
1- 4	0- 0	0- 0	HOME	0- 0	0- 0	1- 4			
3- 4	0- 0	0- 1	AWAY	0- 1	0- 1	3- 1			
1- 2	0- 0	0- 0	NEUTRAL	0- 1	0- 1	1- 0			
5- 6	0- 0	0- 0	NON-CONFERENCE	0- 1	0- 2	5- 3			
1- 2	0- 0	0- 0	HOME	0- 0	0- 0	1- 2			
3- 2	0- 0	0- 0	AWAY	0- 0	0- 1	3- 1			
1- 2	0- 0	0- 0	NEUTRAL	0- 1	0- 1	1- 0			
0- 4	0- 0	0- 1	CONFERENCE	0- 1	0- 0	0- 2			
0- 2	0- 0	0- 0	HOME	0- 0	0- 0	0- 2			
0- 2	0- 0	0- 1	AWAY	0- 1	0- 0	0- 0			
0- 0	0- 0	0- 0	NEUTRAL	0- 0	0- 0	0- 0			

RPI 1-25	RPI 26-50	RPI 51-100	RPI 101+	Team's RPI: 231
RPI S Opponent Score	RPI S Opponent Score	RPI S Opponent Score	RPI S Opponent Score	
	46 James Madison 54 77	83 N Wright St. 64 93 90 Towson 68 92	116 N Marist 57 71 134 Stony Brook 49 77 165 William & Mary 55 60 188 Elon 64 77 214 St. Bonaventure 67 59 236 Sacred Heart 64 70 240 N Stetson 53 50 247 Holy Cross 66 72 255 Columbia 63 65 283 Siena 57 50 295 UMBC 45 42 312 Iona 74 49	
LAST 12 Division I GAMES:				
	90 Towson 68 92 46 James Madison 54 77 188 Elon 64 77 165 William & Mary 55 60 283 Siena 57 50 295 UMBC 45 42	247 Holy Cross 66 72 236 Sacred Heart 64 70 240 N Stetson 53 50 116 N Marist 57 71 83 N Wright St. 64 93 214 St. Bonaventure 67 59		

Non-Div I Games: Wilmington (DE) 77 56

Hofstra

Loss, Non-Conf, S Site, H Home A Away N Neutral

Average RPI	Win:	269	WON-LOST	WINNING	LAST 10	STRENGTH OF	OPP. STRENGTH	TEAM	ADJ.	CONF.	ADJ CONF.
Average RPI	Loss:	222	RECORD	PCT. RANK	GAMES	SCHEDULE	OF SCHEDULE	RPI	RPI	RPI	RPI
DIV. I ONLY		9- 6		112	6-4	339	295	247	247	20	20
DIV. I NON-CONF.		8- 3		72	0- 0	339	270	201	201	24	24

TOTALS	RPI 1-25		RPI 26-50		W-L RECORDS	RPI 51-100		RPI 101-150		RPI 150+	
9- 6	0- 0		0- 0		OVERALL	0- 1		0- 1		9- 4	
6- 2	0- 0		0- 0		HOME	0- 0		0- 0		6- 2	
3- 4	0- 0		0- 0		AWAY	0- 1		0- 1		3- 2	
0- 0	0- 0		0- 0		NEUTRAL	0- 0		0- 0		0- 0	
8- 3	0- 0		0- 0		NON-CONFERENCE	0- 1		0- 0		8- 2	
5- 1	0- 0		0- 0		HOME	0- 0		0- 0		5- 1	
3- 2	0- 0		0- 0		AWAY	0- 1		0- 0		3- 1	
0- 0	0- 0		0- 0		NEUTRAL	0- 0		0- 0		0- 0	
1- 3	0- 0		0- 0		CONFERENCE	0- 0		0- 1		1- 2	
1- 1	0- 0		0- 0		HOME	0- 0		0- 0		1- 1	
0- 2	0- 0		0- 0		AWAY	0- 0		0- 1		0- 1	
0- 0	0- 0		0- 0		NEUTRAL	0- 0		0- 0		0- 0	

RPI 1-25				RPI 26-50				RPI 51-100				RPI 101+ Team's RPI: 247			
RPI	S	Opponent	Score	RPI	S	Opponent	Score	RPI	S	Opponent	Score	RPI	S	Opponent	Score
								79	A	Boston College	63 89	118	A	Lehigh	55 64
												184	H	Rhode Island	73 65
												205	H	Rider	71 61
												231	H	Hofstra	72 66
												238	H	Brown	85 89
												271	H	Colgate	67 70
												277	A	Bryant	81 62
												280	H	UMass Lowell	63 54
												296	A	Albany (NY)	56 50
												297	A	Vermont	65 40
												301	A	New Hampshire	62 74
												314	H	Loyola Maryland	78 60
												327	A	Lafayette	63 73
												340	H	Manhattan	61 53
LAST 12 Division I GAMES:															
314	H	Loyola Maryland	78 60	301	A	New Hampshire	62 74	231	H	Hofstra	72 66				
118	A	Lehigh	55 64	280	H	UMass Lowell	63 54	297	A	Vermont	65 40				
327	A	Lafayette	63 73	296	A	Albany (NY)	56 50	277	A	Bryant	81 62				
271	H	Colgate	67 70	184	H	Rhode Island	73 65								
277	A	Bryant	81 62												
340	H	Manhattan	61 53												

Non-Div I Games:

Holy Cross

H
o
u
s
t
o
n

Houston				Through Games Of Jan. 15, 2019							
Average RPI	Win:	228	WON-LOST RECORD	WINNING PCT. RANK	LAST 10 GAMES	STRENGTH OF SCHEDULE	OPP. STRENGTH OF SCHEDULE	TEAM RPI	ADJ. RPI	CONF. RPI	ADJ CONF. RPI
Average RPI	Loss:	70									
DIV. I ONLY			8- 8	166	5-5	87	100	124	124	9	9
DIV. I NON-CONF.			6- 7	172	0- 0	104	107	120	120	9	9

TOTALS		RPI 1-25		RPI 26-50	W-L RECORDS	RPI 51-100		RPI 101-150		RPI 150+	
8- 8		0- 2		1- 1	OVERALL	0- 3		0- 1		7- 1	
2- 5		0- 1		1- 1	HOME	0- 2		0- 1		1- 0	
6- 3		0- 1		0- 0	AWAY	0- 1		0- 0		6- 1	
0- 0		0- 0		0- 0	NEUTRAL	0- 0		0- 0		0- 0	
6- 7		0- 1		1- 1	NON-CONFERENCE	0- 3		0- 1		5- 1	
1- 4		0- 0		1- 1	HOME	0- 2		0- 1		0- 0	
5- 3		0- 1		0- 0	AWAY	0- 1		0- 0		5- 1	
0- 0		0- 0		0- 0	NEUTRAL	0- 0		0- 0		0- 0	
2- 1		0- 1		0- 0	CONFERENCE	0- 0		0- 0		2- 0	
1- 1		0- 1		0- 0	HOME	0- 0		0- 0		1- 0	
1- 0		0- 0		0- 0	AWAY	0- 0		0- 0		1- 0	
0- 0		0- 0		0- 0	NEUTRAL	0- 0		0- 0		0- 0	

RPI 1-25				RPI 26-50				RPI 51-100				RPI 101+ Team's RPI: 124			
RPI	S	Opponent	Score	RPI	S	Opponent	Score	RPI	S	Opponent	Score	RPI	S	Opponent	Score
7	H	UConn	61 81	34	H	Georgia Tech	95 89	56	H	New Mexico	84 89	121	H	UT Arlington	61 65
24	A	Cal i forni a	79 80	39	H	Texas A&M	52 68	79	H	Boston College	57 64	151	A	Loui si ana Tech	88 100
												229	A	Southern Mi ss.	61 44
												233	A	SMU	72 61
												246	A	George Mason	66 56
												250	H	Templ e	78 65
												255	A	Col umbi a	83 72
												270	A	ETSU	84 77
												305	A	Incarnate Word	79 60

LAST 12 Di vi si on I GAMES:															
				250	H	Templ e	78 65	39	H	Texas A&M	52 68				
				233	A	SMU	72 61	270	A	ETSU	84 77				
				7	H	UConn	61 81	82	A	FGCU	71 76				
				229	A	Southern Miss.	61 44	56	H	New Mexi co	84 89				
				246	A	George Mason	66 56	255	A	Col umbi a	83 72				
				121	H	UT Arlington	61 65	79	H	Boston Col l ege	57 64				

Non-Div I Games:

Houston

H
o
u
s
t
o
n

Average RPI Win:	306	WON-LOST	WINNING	LAST 10	STRENGTH OF	OPP. STRENGTH	TEAM	ADJ.	CONF.	ADJ CONF.
Average RPI Loss:	156	RECORD	PCT. RANK	GAMES	SCHEDULE	OF SCHEDULE	RPI	RPI	RPI	RPI
DIV. I ONLY	2- 7	300	4-6	192	276	289	289	26	26	
DIV. I NON-CONF.	1- 5	311	0- 0	137	303	294	294	22	22	

TOTALS	RPI 1-25	RPI 26-50	W-L RECORDS	RPI 51-100	RPI 101-150	RPI 150+				
2- 7	0- 0	0- 0	OVERALL	0- 2	0- 1	2- 4				
2- 1	0- 0	0- 0	HOME	0- 0	0- 0	2- 1				
0- 6	0- 0	0- 0	AWAY	0- 2	0- 1	0- 3				
0- 0	0- 0	0- 0	NEUTRAL	0- 0	0- 0	0- 0				
1- 5	0- 0	0- 0	NON-CONFERENCE	0- 1	0- 1	1- 3				
1- 1	0- 0	0- 0	HOME	0- 0	0- 0	1- 1				
0- 4	0- 0	0- 0	AWAY	0- 1	0- 1	0- 2				
0- 0	0- 0	0- 0	NEUTRAL	0- 0	0- 0	0- 0				
1- 2	0- 0	0- 0	CONFERENCE	0- 1	0- 0	1- 1				
1- 0	0- 0	0- 0	HOME	0- 0	0- 0	1- 0				
0- 2	0- 0	0- 0	AWAY	0- 1	0- 0	0- 1				
0- 0	0- 0	0- 0	NEUTRAL	0- 0	0- 0	0- 0				

RPI 1-25				RPI 26-50				RPI 51-100				RPI 101+				Team's RPI : 289	
RPI	S	Opponent	Score	RPI	S	Opponent	Score	RPI	S	Opponent	Score	RPI	S	Opponent	Score		
								68	A	Oklahoma St.	44	77	141	A	Texas Tech	76	82
								77	A	Lamar University	50	63	160	H	Oral Roberts	56	74
													177	A	Nicholls St.	54	77
													200	A	North Texas	75	100
													266	A	Wichita St.	50	68
													300	H	New Orleans	83	74
													311	H	La. -Monroe	68	60
LAST 12 Division I GAMES:																	
				177	A	Nicholls St.	54	77	200	A	North Texas	75	100				
				300	H	New Orleans	83	74	141	A	Texas Tech	76	82				
				77	A	Lamar University	50	63	266	A	Wichita St.	50	68				
				311	H	La. -Monroe	68	60									
				160	H	Oral Roberts	56	74									
				68	A	Oklahoma St.	44	77									

Non-Div I Games: Howard Payne 93 60 Tex. A&M Int'l 81 48 McMurry 92 41 Southwest (NM) 100 57
Houston Baptist

Average RPI Win: **287**
 Average RPI Loss: **191**

WON-LOST
RECORD

WINNING
PCT. RANK

LAST 10
GAMES

STRENGTH OF
SCHEDULE

OPP. STRENGTH
OF SCHEDULE

TEAM
RPI

ADJ.
RPI

CONF.
RPI

ADJ CONF.
RPI

DIV. I ONLY	10- 7	120	5-5	337	301	226	226	32	32
DIV. I NON-CONF.	7- 6	153	0- 0	309	277	215	215	32	32
<hr/>									
TOTALS	RPI 1-25	RPI 26-50	W-L RECORDS	RPI 51-100	RPI 101-150	RPI 150+			
10- 7	0- 0	0- 1	OVERALL	0- 0	0- 1	10- 5			
5- 2	0- 0	0- 0	HOME	0- 0	0- 0	5- 2			
5- 5	0- 0	0- 1	AWAY	0- 0	0- 1	5- 3			
0- 0	0- 0	0- 0	NEUTRAL	0- 0	0- 0	0- 0			
7- 6	0- 0	0- 1	NON-CONFERENCE	0- 0	0- 1	7- 4			
2- 2	0- 0	0- 0	HOME	0- 0	0- 0	2- 2			
5- 4	0- 0	0- 1	AWAY	0- 0	0- 1	5- 2			
0- 0	0- 0	0- 0	NEUTRAL	0- 0	0- 0	0- 0			
3- 1	0- 0	0- 0	CONFERENCE	0- 0	0- 0	3- 1			
3- 0	0- 0	0- 0	HOME	0- 0	0- 0	3- 0			
0- 1	0- 0	0- 0	AWAY	0- 0	0- 0	0- 1			
0- 0	0- 0	0- 0	NEUTRAL	0- 0	0- 0	0- 0			

RPI	S	Opponent	Score	RPI	S	Opponent	Score	RPI	S	Opponent	Score	RPI	S	Opponent	Score
47	A	North Carolina	63 85									130	A	Cincinnati	51 85
												165	A	William & Mary	75 88
												174	H	Mercer	70 85
												230	A	Niagara	68 61
												246	H	George Mason	73 59
												249	H	Bethune-Cookman	61 40
												251	A	UMES	72 80
												256	A	La Salle	57 54
												257	A	Campbell	69 64
												283	H	Siena	81 86
												285	A	Richmond	60 67
												310	H	NJIT	77 57
												316	A	FIU	89 62
												322	H	Morgan St.	79 56
												339	H	Florida A&M	74 68
												349	A	Fairleigh Dickinson	79 58
<hr/>															
LAST 12 Division I GAMES:															
339	H	Florida A&M	74 68	322	H	Morgan St.	79 56								
47	A	North Carolina	63 85	249	H	Bethune-Cookman	61 40								
130	A	Cincinnati	51 85	251	A	UMES	72 80								
174	H	Mercer	70 85	285	A	Richmond	60 67								
316	A	FIU	89 62	230	A	Niagara	68 61								
257	A	Campbell	69 64	246	H	George Mason	73 59								

Non-Div I Games:

Howard

IUPUI				Through Games Of Jan. 15, 2019																
Average RPI Win:		225	WON-LOST		WINNING		LAST 10		STRENGTH OF		OPP. STRENGTH		TEAM		ADJ.		CONF.		ADJ CONF.	
Average RPI Loss:		93	RECORD		PCT. RANK		GAMES		SCHEDULE		OF SCHEDULE		RPI		RPI		RPI		RPI	
DIV. I ONLY			9- 7		133		5-5		142		163		137		137		19		19	
DIV. I NON-CONF.			5- 5		162		0- 0		31		142		68		68		18		18	
TOTALS		RPI 1-25		RPI 26-50		W-L RECORDS		RPI 51-100		RPI 101-150		RPI 150+								
9- 7		0- 1		0- 0		OVERALL		0- 3		2- 1		7- 2								
4- 3		0- 0		0- 0		HOME		0- 3		1- 0		3- 0								
4- 4		0- 1		0- 0		AWAY		0- 0		1- 1		3- 2								
1- 0		0- 0		0- 0		NEUTRAL		0- 0		0- 0		1- 0								
5- 5		0- 1		0- 0		NON-CONFERENCE		0- 2		2- 0		3- 2								
1- 2		0- 0		0- 0		HOME		0- 2		1- 0		0- 0								
3- 3		0- 1		0- 0		AWAY		0- 0		1- 0		2- 2								
1- 0		0- 0		0- 0		NEUTRAL		0- 0		0- 0		1- 0								
4- 2		0- 0		0- 0		CONFERENCE		0- 1		0- 1		4- 0								
3- 1		0- 0		0- 0		HOME		0- 1		0- 0		3- 0								
1- 1		0- 0		0- 0		AWAY		0- 0		0- 1		1- 0								
0- 0		0- 0		0- 0		NEUTRAL		0- 0		0- 0		0- 0								

RPI 1-25				RPI 26-50				RPI 51-100				RPI 101+ Team's RPI: 137			
RPI	S	Opponent	Score	RPI	S	Opponent	Score	RPI	S	Opponent	Score	RPI	S	Opponent	Score
12	A	Iowa	58 72					51	H	Ohio	66 73	119	A	Youngstown St.	52 70
								69	H	UNI	40 53	125	H	UT Martin	73 72
								83	H	Wright St.	75 78	146	A	Indiana St.	64 59
												152	A	Wisconsin	64 65
												164	N	VCU	63 61
												167	A	Southern Ill.	73 78
												187	A	Ole Miss	66 58
												260	A	Cleveland St.	75 50
												261	A	UTSA	58 50
												267	H	Northern Ky.	70 48
												284	H	Oakland	82 53
												332	H	Detroit Mercy	82 47
LAST 12 Division I GAMES:															
260	A	Cleveland St.	75 50	284	H	Oakland	82 53								
267	H	Northern Ky.	70 48	332	H	Detroit Mercy	82 47								
83	H	Wright St.	75 78	119	A	Youngstown St.	52 70								
167	A	Southern Ill.	73 78	146	A	Indiana St.	64 59								
51	H	Ohio	66 73	69	H	UNI	40 53								
12	A	Iowa	58 72	164	N	VCU	63 61								

Non-Div I Games: Purdue Northwest 101 40

IUPUI

Average RPI	Win:	183	WON-LOST	WINNING	LAST 10	STRENGTH OF	OPP. STRENGTH	TEAM	ADJ.	CONF.	ADJ CONF.
Average RPI	Loss:	99	RECORD	PCT. RANK	GAMES	SCHEDULE	OF SCHEDULE	RPI	RPI	RPI	RPI
DIV. I ONLY		7- 7		166	5-5	112	76	106	106	14	14
DIV. I NON-CONF.		3- 6		241	0- 0	59	56	127	127	12	12

TOTALS	RPI 1-25		RPI 26-50		W-L RECORDS	RPI 51-100		RPI 101-150		RPI 150+	
7- 7	0- 2		0- 0		OVERALL	0- 3		3- 0		4- 2	
3- 1	0- 0		0- 0		HOME	0- 1		0- 0		3- 0	
4- 5	0- 2		0- 0		AWAY	0- 1		3- 0		1- 2	
0- 1	0- 0		0- 0		NEUTRAL	0- 1		0- 0		0- 0	
3- 6	0- 2		0- 0		NON-CONFERENCE	0- 2		1- 0		2- 2	
2- 0	0- 0		0- 0		HOME	0- 0		0- 0		2- 0	
1- 5	0- 2		0- 0		AWAY	0- 1		1- 0		0- 2	
0- 1	0- 0		0- 0		NEUTRAL	0- 1		0- 0		0- 0	
4- 1	0- 0		0- 0		CONFERENCE	0- 1		2- 0		2- 0	
1- 1	0- 0		0- 0		HOME	0- 1		0- 0		1- 0	
3- 0	0- 0		0- 0		AWAY	0- 0		2- 0		1- 0	
0- 0	0- 0		0- 0		NEUTRAL	0- 0		0- 0		0- 0	

RPI 1-25				RPI 26-50				RPI 51-100				RPI 101+				Team's RPI: 106
RPI	S	Opponent	Score	RPI	S	Opponent	Score	RPI	S	Opponent	Score	RPI	S	Opponent	Score	
2	A	Stanford	71 115					58	N	Boise St.	85 91	104	A	Idaho St.	86 72	
11	A	Gonzaga	51 88					65	A	Wyoming	61 64	110	A	Montana St.	82 66	
								80	H	Northern Colo.	72 86	141	A	Texas Tech	88 77	
												161	H	CSUN	88 73	
												190	H	Eastern Wash.	84 68	
												216	A	Long Beach St.	63 70	
												245	H	San Francisco	70 63	
												264	A	Hawaii	61 69	
												330	A	Weber St.	79 74	
LAST 12 Division I GAMES:																
330	A	Weber St.	79 74	110	A	Montana St.	82 66									
104	A	Idaho St.	86 72	80	H	Northern Colo.	72 86									
11	A	Gonzaga	51 88	190	H	Eastern Wash.	84 68									
65	A	Wyoming	61 64	216	A	Long Beach St.	63 70									
264	A	Hawaii	61 69	58	N	Boise St.	85 91									
245	H	San Francisco	70 63	141	A	Texas Tech	88 77									

Non-Div I Games:

Idaho

Average RPI Win:	246	WON-LOST	WINNING	LAST 10	STRENGTH OF	OPP. STRENGTH	TEAM	ADJ.	CONF.	ADJ CONF.
Average RPI Loss:	50	RECORD	PCT. RANK	GAMES	SCHEDULE	OF SCHEDULE	RPI	RPI	RPI	RPI
DIV. I ONLY	9- 5	97	8-2	170	178	104	104	14	14	
DIV. I NON-CONF.	4- 4	162	0- 0	20	240	53	53	12	12	

TOTALS	RPI 1-25	RPI 26-50	W-L RECORDS	RPI 51-100	RPI 101-150	RPI 150+				
9- 5	0- 1	0- 2	OVERALL	0- 1	0- 1	9- 0				
4- 1	0- 0	0- 0	HOME	0- 0	0- 1	4- 0				
4- 3	0- 1	0- 1	AWAY	0- 1	0- 0	4- 0				
1- 1	0- 0	0- 1	NEUTRAL	0- 0	0- 0	1- 0				
4- 4	0- 1	0- 2	NON-CONFERENCE	0- 1	0- 0	4- 0				
2- 0	0- 0	0- 0	HOME	0- 0	0- 0	2- 0				
1- 3	0- 1	0- 1	AWAY	0- 1	0- 0	1- 0				
1- 1	0- 0	0- 1	NEUTRAL	0- 0	0- 0	1- 0				
5- 1	0- 0	0- 0	CONFERENCE	0- 0	0- 1	5- 0				
2- 1	0- 0	0- 0	HOME	0- 0	0- 1	2- 0				
3- 0	0- 0	0- 0	AWAY	0- 0	0- 0	3- 0				
0- 0	0- 0	0- 0	NEUTRAL	0- 0	0- 0	0- 0				

RPI 1-25				RPI 26-50				RPI 51-100				RPI 101+				Team's RPI: 104
RPI	S	Opponent	Score	RPI	S	Opponent	Score	RPI	S	Opponent	Score	RPI	S	Opponent	Score	
11	A	Gonzaga	51 70	34	N	Georgia Tech	51 74	57	A	Arizona	46 71	106	H	Idaho	72 86	
				43	A	Utah	60 74					168	H	Pepperdine	65 63	
												190	H	Eastern Wash.	63 48	
												199	A	Southern Utah	69 57	
												239	A	Northern Ariz.	80 69	
												244	H	Sacramento St.	73 43	
												258	H	Utah Valley	80 68	
												292	A	California Baptist	72 57	
												293	N	Kennesaw St.	60 49	
												330	A	Weber St.	70 57	
LAST 12 Division I GAMES:																
199	A	Southern Utah	69 57	244	H	Sacramento St.	73 43	330	A	Weber St.	70 57	239	A	Northern Ariz.	80 69	
190	H	Eastern Wash.	63 48									293	N	Kennesaw St.	60 49	
106	H	Idaho	72 86	43	A	Utah	60 74	11	A	Gonzaga	51 70					
168	H	Pepperdine	65 63													
258	H	Utah Valley	80 68													
34	N	Georgia Tech	51 74													

Non-Div I Games: Benedictine Mesa 88 51

Idaho St.

Average RPI Win:	226	WON-LOST	WINNING	LAST 10	STRENGTH OF	OPP. STRENGTH	TEAM	ADJ.	CONF.	ADJ CONF.
Average RPI Loss:	76	RECORD	PCT. RANK	GAMES	SCHEDULE	OF SCHEDULE	RPI	RPI	RPI	RPI
DIV. I ONLY	9- 7	133	5-5	108	149	150	150	4	4	
DIV. I NON-CONF.	8- 3	72	0- 0	241	245	158	158	5	5	

TOTALS	RPI 1-25	RPI 26-50	W-L RECORDS	RPI 51-100	RPI 101-150	RPI 150+				
9- 7	0- 2	0- 2	OVERALL	1- 2	1- 0	7- 1				
7- 3	0- 2	0- 1	HOME	0- 0	1- 0	6- 0				
2- 3	0- 0	0- 1	AWAY	1- 2	0- 0	1- 0				
0- 1	0- 0	0- 0	NEUTRAL	0- 0	0- 0	0- 1				
8- 3	0- 0	0- 2	NON-CONFERENCE	0- 0	1- 0	7- 1				
7- 1	0- 0	0- 1	HOME	0- 0	1- 0	6- 0				
1- 1	0- 0	0- 1	AWAY	0- 0	0- 0	1- 0				
0- 1	0- 0	0- 0	NEUTRAL	0- 0	0- 0	0- 1				
1- 4	0- 2	0- 0	CONFERENCE	1- 2	0- 0	0- 0				
0- 2	0- 2	0- 0	HOME	0- 0	0- 0	0- 0				
1- 2	0- 0	0- 0	AWAY	1- 2	0- 0	0- 0				
0- 0	0- 0	0- 0	NEUTRAL	0- 0	0- 0	0- 0				

RPI 1-25				RPI 26-50				RPI 51-100				RPI 101+ Team's RPI: 150			
RPI	S	Opponent	Score	RPI	S	Opponent	Score	RPI	S	Opponent	Score	RPI	S	Opponent	Score
16	H	Indiana	83 85	35	H	Missouri	45 67	81	A	Penn St.	48 62	146	H	Indiana St.	75 57
20	H	Rutgers	60 71	44	A	Clemson	67 69	94	A	Northwestern	45 68	211	H	SIUE	74 57
								97	A	Minnesota	66 62	219	H	Eastern Mich.	72 66
												244	N	Sacramento St.	107 109
												252	H	Murray St.	84 52
												254	H	Alabama A&M	88 60
												255	H	Columbia	76 69
												291	A	Cal Poly	74 51
												306	H	Valparaiso	73 54

LAST 12 Division I GAMES:															
94	A	Northwestern	45 68	81	A	Penn St.	48 62	20	H	Rutgers	60 71	219	H	Eastern Mich.	72 66
16	H	Indiana	83 85	44	A	Clemson	67 69	97	A	Minnesota	66 62	244	N	Sacramento St.	107 109
35	H	Missouri	45 67												
211	H	SIUE	74 57												
252	H	Murray St.	84 52												
146	H	Indiana St.	75 57												

Non-Div I Games:

Illinois

Average RPI Win:	233	WON-LOST	WINNING	LAST 10	STRENGTH OF	OPP. STRENGTH	TEAM	ADJ.	CONF.	ADJ CONF.
Average RPI Loss:	145	RECORD	PCT. RANK	GAMES	SCHEDULE	OF SCHEDULE	RPI	RPI	RPI	RPI

DIV. I ONLY	8- 6	126	8-2	271	202	178	178	13	13
DIV. I NON-CONF.	6- 4	125	0- 0	301	259	188	188	14	14
TOTALS	RPI 1-25	RPI 26-50	W-L RECORDS	RPI 51-100	RPI 101-150	RPI 150+			
8- 6	0- 2	0- 0	OVERALL	1- 0	0- 1	7- 3			
5- 1	0- 1	0- 0	HOME	1- 0	0- 0	4- 0			
3- 5	0- 1	0- 0	AWAY	0- 0	0- 1	3- 3			
0- 0	0- 0	0- 0	NEUTRAL	0- 0	0- 0	0- 0			
6- 4	0- 1	0- 0	NON-CONFERENCE	0- 0	0- 0	6- 3			
4- 0	0- 0	0- 0	HOME	0- 0	0- 0	4- 0			
2- 4	0- 1	0- 0	AWAY	0- 0	0- 0	2- 3			
0- 0	0- 0	0- 0	NEUTRAL	0- 0	0- 0	0- 0			
2- 2	0- 1	0- 0	CONFERENCE	1- 0	0- 1	1- 0			
1- 1	0- 1	0- 0	HOME	1- 0	0- 0	0- 0			
1- 1	0- 0	0- 0	AWAY	0- 0	0- 1	1- 0			
0- 0	0- 0	0- 0	NEUTRAL	0- 0	0- 0	0- 0			

RPI 1-25	RPI 26-50	RPI 51-100	RPI 101+	Team's RPI: 178
RPI S Opponent Score	RPI S Opponent Score	RPI S Opponent Score	RPI S Opponent Score	
14 H Drake 64 82		69 H UNI 66 64	146 A Indiana St. 44 59	
17 A Butler 56 58			179 A UMKC 62 55	
			193 H North Dakota 67 55	
			197 H Saint Louis 72 67	
			211 A SIUE 61 68	
			219 A Eastern Mi ch. 41 50	
			260 A Cleveland St. 63 67	
			267 A Northern Ky. 58 53	
			284 H Oakland 62 56	
			334 H Austin Peay 61 49	
			344 A Evansville 72 61	
LAST 12 Division I GAMES:				
69 H UNI 66 64	344 A Evansville 72 61			
179 A UMKC 62 55	146 A Indiana St. 44 59			
197 H Saint Louis 72 67	14 H Drake 64 82			
267 A Northern Ky. 58 53	17 A Butler 56 58			
334 H Austin Peay 61 49	260 A Cleveland St. 63 67			
284 H Oakland 62 56	219 A Eastern Mi ch. 41 50			

Non-Div I Games: Maryville (MO) 61 52

Illinois St.

Average RPI Win:	345	WON-LOST	WINNING	LAST 10	STRENGTH OF	OPP. STRENGTH	TEAM	ADJ.	CONF.	ADJ CONF.
Average RPI Loss:	153	RECORD	PCT. RANK	GAMES	SCHEDULE	OF SCHEDULE	RPI	RPI	RPI	RPI
DIV. I ONLY	1- 13	338	1-9	154	236	305	305	26	26	
DIV. I NON-CONF.	0- 11	336	0- 0	72	215	296	296	22	22	

TOTALS	RPI 1-25	RPI 26-50	W-L RECORDS	RPI 51-100	RPI 101-150	RPI 150+				
1- 13	0- 2	0- 0	OVERALL	0- 2	0- 3	1- 6				
0- 5	0- 0	0- 0	HOME	0- 0	0- 3	0- 2				
1- 8	0- 2	0- 0	AWAY	0- 2	0- 0	1- 4				
0- 0	0- 0	0- 0	NEUTRAL	0- 0	0- 0	0- 0				
0- 11	0- 2	0- 0	NON-CONFERENCE	0- 2	0- 3	0- 4				
0- 4	0- 0	0- 0	HOME	0- 0	0- 3	0- 1				
0- 7	0- 2	0- 0	AWAY	0- 2	0- 0	0- 3				
0- 0	0- 0	0- 0	NEUTRAL	0- 0	0- 0	0- 0				
1- 2	0- 0	0- 0	CONFERENCE	0- 0	0- 0	1- 2				
0- 1	0- 0	0- 0	HOME	0- 0	0- 0	0- 1				
1- 1	0- 0	0- 0	AWAY	0- 0	0- 0	1- 1				
0- 0	0- 0	0- 0	NEUTRAL	0- 0	0- 0	0- 0				

RPI 1-25				RPI 26-50				RPI 51-100				RPI 101+ Team's RPI : 305			
RPI	S	Opponent	Score	RPI	S	Opponent	Score	RPI	S	Opponent	Score	RPI	S	Opponent	Score
15	A	Arizona St.	43 81					57	A	Arizona	42 84	117	H	Rice	63 74
21	A	South Dakota	43 96					97	A	Minnesota	39 75	121	H	UT Arlington	49 97
												124	H	Houston	60 79
												177	A	Nicholls St.	62 86
												181	A	Massachusetts	59 71
												204	A	San Diego St.	38 81
												218	H	Sam Houston St.	56 76
												330	H	Weber St.	64 72
												333	A	Grand Canyon	63 74
												345	A	McNeese	68 66
LAST 12 Division I GAMES:															
				117	H	Rice	63 74	218	H	Sam Houston St.	56 76				
				181	A	Massachusetts	59 71	177	A	Nicholls St.	62 86				
				97	A	Minnesota	39 75	345	A	McNeese	68 66				
				121	H	UT Arlington	49 97	204	A	San Diego St.	38 81				
				57	A	Arizona	42 84	124	H	Houston	60 79				
				330	H	Weber St.	64 72	21	A	South Dakota	43 96				

Non-Div I Games:

Incarnate Word

Average RPI Win:	127	WON-LOST	WINNING	LAST 10	STRENGTH OF	OPP. STRENGTH	TEAM	ADJ.	CONF.	ADJ CONF.
Average RPI Loss:	141	RECORD	PCT. RANK	GAMES	SCHEDULE	OF SCHEDULE	RPI	RPI	RPI	RPI
DIV. I ONLY	15- 2	14	8-2	74	17	16	16	4	4	
DIV. I NON-CONF.	11- 1	13	0- 0	113	20	15	15	5	5	

TOTALS	RPI 1-25	RPI 26-50	W-L RECORDS	RPI 51-100	RPI 101-150	RPI 150+				
15- 2	2- 0	2- 0	OVERALL	2- 0	4- 1	5- 1				
8- 0	1- 0	1- 0	HOME	1- 0	2- 0	3- 0				
5- 1	0- 0	1- 0	AWAY	1- 0	1- 1	2- 0				
2- 1	1- 0	0- 0	NEUTRAL	0- 0	1- 0	0- 1				
11- 1	2- 0	1- 0	NON-CONFERENCE	1- 0	3- 0	4- 1				
6- 0	1- 0	0- 0	HOME	0- 0	2- 0	3- 0				
3- 0	0- 0	1- 0	AWAY	1- 0	0- 0	1- 0				
2- 1	1- 0	0- 0	NEUTRAL	0- 0	1- 0	0- 1				
4- 1	0- 0	1- 0	CONFERENCE	1- 0	1- 1	1- 0				
2- 0	0- 0	1- 0	HOME	1- 0	0- 0	0- 0				
2- 1	0- 0	0- 0	AWAY	0- 0	1- 1	1- 0				
0- 0	0- 0	0- 0	NEUTRAL	0- 0	0- 0	0- 0				

RPI 1-25				RPI 26-50				RPI 51-100				RPI 101+			
RPI	S	Opponent	Score	RPI	S	Opponent	Score	RPI	S	Opponent	Score	RPI	S	Opponent	Score
17	H	Butler	66 46	32	H	Michigan St.	68 64	81	H	Penn St.	83 75	102	A	Ohio St.	50 55
21	N	South Dakota	68 60	38	A	UCLA	67 65	91	A	Wake Forest	87 73	114	H	Northern Ill.	91 73
												126	N	Loyola Marymount	67 43
												138	H	Missouri St.	98 74
												150	A	Illinois	85 83
												152	A	Wisconsin	75 68
												180	N	Grambling	62 65
												182	H	Milwaukee	68 66
												202	H	Florida	83 64
												274	H	North Florida	75 52
												284	A	Oakland	59 32

LAST 12 Division I GAMES:															
				81	H	Penn St.	83 75	152	A	Wisconsin	75 68				
				150	A	Illinois	85 83	102	A	Ohio St.	50 55				
				21	N	South Dakota	68 60	32	H	Michigan St.	68 64				
				180	N	Grambling	62 65	17	H	Butler	66 46				
				126	N	Loyola Marymount	67 43	38	A	UCLA	67 65				
				138	H	Missouri St.	98 74	91	A	Wake Forest	87 73				

Average RPI Win:	242	WON-LOST	WINNING	LAST 10	STRENGTH OF	OPP. STRENGTH	TEAM	ADJ.	CONF.	ADJ CONF.
Average RPI Loss:	138	RECORD	PCT. RANK	GAMES	SCHEDULE	OF SCHEDULE	RPI	RPI	RPI	RPI
DIV. I ONLY	7- 7	166	4-6	127	288	146	146	13	13	
DIV. I NON-CONF.	5- 5	162	0- 0	179	285	157	157	14	14	

TOTALS	RPI 1-25	RPI 26-50	W-L RECORDS	RPI 51-100	RPI 101-150	RPI 150+				
7- 7	0- 1	0- 0	OVERALL	0- 0	0- 4	7- 2				
2- 2	0- 0	0- 0	HOME	0- 0	0- 1	2- 1				
5- 4	0- 1	0- 0	AWAY	0- 0	0- 2	5- 1				
0- 1	0- 0	0- 0	NEUTRAL	0- 0	0- 1	0- 0				
5- 5	0- 1	0- 0	NON-CONFERENCE	0- 0	0- 3	5- 1				
1- 1	0- 0	0- 0	HOME	0- 0	0- 1	1- 0				
4- 3	0- 1	0- 0	AWAY	0- 0	0- 1	4- 1				
0- 1	0- 0	0- 0	NEUTRAL	0- 0	0- 1	0- 0				
2- 2	0- 0	0- 0	CONFERENCE	0- 0	0- 1	2- 1				
1- 1	0- 0	0- 0	HOME	0- 0	0- 0	1- 1				
1- 1	0- 0	0- 0	AWAY	0- 0	0- 1	1- 0				
0- 0	0- 0	0- 0	NEUTRAL	0- 0	0- 0	0- 0				

RPI 1-25				RPI 26-50				RPI 51-100				RPI 101+ Team's RPI: 146			
RPI	S	Opponent	Score	RPI	S	Opponent	Score	RPI	S	Opponent	Score	RPI	S	Opponent	Score
17	A	Butler	49 72									132	N	UC Irvine	61 77
												137	H	IUPUI	59 64
												138	A	Missouri St.	58 71
												150	A	Illinois	57 75
												167	A	Southern Ill.	61 58
												172	H	Bradley	45 61
												178	H	Illinois St.	59 44
												197	A	Saint Louis	60 56
												222	A	Southeast Mo. St.	62 51
												223	A	Eastern Ill.	39 63
												263	A	Marshall	62 53
												333	A	Grand Canyon	88 81
												337	H	UIC	60 53
LAST 12 Division I GAMES:															
138	A	Missouri St.	58 71	172	H	Bradley	45 61								
223	A	Eastern Ill.	39 63	178	H	Illinois St.	59 44								
17	A	Butler	49 72	167	A	Southern Ill.	61 58								
337	H	UIC	60 53	222	A	Southeast Mo. St.	62 51								
150	A	Illinois	57 75	132	N	UC Irvine	61 77								
137	H	IUPUI	59 64	333	A	Grand Canyon	88 81								

Non-Div I Games: Davenport 79 43

Indiana St.

**I
o
n
a**

I
o
n
a

l ona

**I
o
w
a**

I
o
w
a

Iowa

Average RPI Win: 104

Average RPI Loss: 19

WON-LOST
RECORDWINNING
PCT. RANKLAST 10
GAMESSTRENGTH OF
SCHEDULEOPP. STRENGTH
OF SCHEDULETEAM
RPIADJ.
RPICONF.
RPIADJ CONF.
RPIDIV. I ONLY
DIV. I NON-CONF.13- 3
10- 230
378-2
3- 02
1263
7510
910
93
33
3

TOTALS

RPI 1-25

RPI 26-50

W-L RECORDS

RPI 51-100

RPI 101-150

RPI 150+

13- 3

1- 3

3- 0

OVERALL

4- 0

1- 0

4- 0

11- 1

1- 1

2- 0

HOME

4- 0

1- 0

3- 0

1- 2

0- 2

1- 0

AWAY

0- 0

0- 0

0- 0

1- 0

0- 0

0- 0

NEUTRAL

0- 0

0- 0

1- 0

10- 2

1- 2

2- 0

NON-CONFERENCE

2- 0

1- 0

4- 0

9- 0

1- 0

2- 0

HOME

2- 0

1- 0

3- 0

0- 2

0- 2

0- 0

AWAY

0- 0

0- 0

0- 0

1- 0

0- 0

0- 0

NEUTRAL

0- 0

0- 0

1- 0

3- 1

0- 1

1- 0

CONFERENCE

2- 0

0- 0

0- 0

2- 1

0- 1

0- 0

HOME

2- 0

0- 0

0- 0

1- 0

0- 0

1- 0

AWAY

0- 0

0- 0

0- 0

0- 0

0- 0

0- 0

NEUTRAL

0- 0

0- 0

0- 0

RPI 1-25

Team's RPI: 10

RPI 26-50

RPI 51-100

RPI 101+

RPI	S	Opponent	Score
12	A	Iowa	70 73
14	H	Drake	86 81
21	A	South Dakota	59 64
23	H	Texas	62 64

RPI	S	Opponent	Score
41	H	Miami (FL)	75 52
48	H	Auburn	67 64
49	A	Kansas	82 73

RPI	S	Opponent	Score
55	H	Arkansas	91 82
63	H	Kansas St.	96 58
66	H	Bucknell	86 61
73	H	TCU	92 54

RPI	S	Opponent	Score
114	H	Northern Ill.	70 60
192	H	Prairie View	94 46
193	H	North Dakota	87 35
219	N	Eastern Mich.	85 59
230	H	Niagara	95 35

LAST 12 Division I GAMES:

23	H	Texas	62 64	114	H	Northern Ill.	70 60
73	H	TCU	92 54	48	H	Auburn	67 64
49	A	Kansas	82 73	41	H	Miami (FL)	75 52
63	H	Kansas St.	96 58	14	H	Drake	86 81
66	H	Bucknell	86 61	193	H	North Dakota	87 35
192	H	Prairie View	94 46	12	A	Iowa	70 73

Non-Div I Games:

Iowa St.

Average RPI Win: 338

Average RPI Loss: 179

WON-LOST
RECORDWINNING
PCT. RANKLAST 10
GAMESSTRENGTH OF
SCHEDULEOPP. STRENGTH
OF SCHEDULETEAM
RPIADJ.
RPICONF.
RPIADJ CONF.
RPI

DIV. I ONLY	3- 10	299	4- 6	308	300	331	331	29	29
DIV. I NON-CONF.	2- 7	288	0- 0	180	305	286	286	26	26
TOTALS	RPI 1-25	RPI 26-50	W-L RECORDS	RPI 51-100	RPI 101-150	RPI 150+			
3- 10	0- 1	0- 0	OVERALL	0- 1	0- 1	3- 7			
2- 2	0- 0	0- 0	HOME	0- 0	0- 0	2- 2			
0- 7	0- 1	0- 0	AWAY	0- 1	0- 1	0- 4			
1- 1	0- 0	0- 0	NEUTRAL	0- 0	0- 0	1- 1			
2- 7	0- 1	0- 0	NON-CONFERENCE	0- 1	0- 1	2- 4			
1- 1	0- 0	0- 0	HOME	0- 0	0- 0	1- 1			
0- 5	0- 1	0- 0	AWAY	0- 1	0- 1	0- 2			
1- 1	0- 0	0- 0	NEUTRAL	0- 0	0- 0	1- 1			
1- 3	0- 0	0- 0	CONFERENCE	0- 0	0- 0	1- 3			
1- 1	0- 0	0- 0	HOME	0- 0	0- 0	1- 1			
0- 2	0- 0	0- 0	AWAY	0- 0	0- 0	0- 2			
0- 0	0- 0	0- 0	NEUTRAL	0- 0	0- 0	0- 0			

RPI	S	Opponent	Score
9	A	Mississippi St.	38 105

RPI	S	Opponent	Score
-----	---	----------	-------

RPI	S	Opponent	Score
55	A	Arkansas	57 76

RPI	S	Opponent	Score
121	A	UT Arlington	63 99
155	N	Akron	57 74
169	H	Southern U.	74 76
213	H	Southeastern La.	45 50
254	A	Alabama A&M	55 58
262	A	Alabama St.	67 74
272	A	Memphis	67 68
278	A	Louisiana	61 68
326	H	Central Ark.	65 56
337	N	UIC	72 57
351	H	Alcorn	88 66

LAST 12 Division I GAMES:

254	A	Alabama A&M	55	58	169	H	Southern U.	74	76
55	A	Arkansas	57	76	351	H	Alcorn	88	66
337	N	UIC	72	57	262	A	Alabama St.	67	74
155	N	Akron	57	74	278	A	Louisiana	61	68
213	H	Southeastern La.	45	50	326	H	Central Ark.	65	56
9	A	Mississippi St.	38	105	121	A	UT Arlington	63	99

Non-Div I Games:

Spring Hill

105 57

Mississippi

88 38

Jackson St.

Loss,
Non-Conf,
S Site,
H Home
A Away
N Neutral

Average RPI Win:	294	WON-LOST	WINNING	LAST 10	STRENGTH OF	OPP. STRENGTH	TEAM	ADJ.	CONF.	ADJ CONF.
Average RPI Loss:	147	RECORD	PCT. RANK	GAMES	SCHEDULE	OF SCHEDULE	RPI	RPI	RPI	RPI
DIV. I ONLY	6- 8	209	6-4	253	284	221	221	25	25	
DIV. I NON-CONF.	4- 6	212	0- 0	198	258	200	200	27	27	

TOTALS	RPI 1-25	RPI 26-50	W-L RECORDS	RPI 51-100	RPI 101-150	RPI 150+				
6- 8	0- 0	0- 2	OVERALL	0- 2	0- 0	6- 4				
2- 2	0- 0	0- 0	HOME	0- 0	0- 0	2- 2				
4- 4	0- 0	0- 2	AWAY	0- 1	0- 0	4- 1				
0- 2	0- 0	0- 0	NEUTRAL	0- 1	0- 0	0- 1				
4- 6	0- 0	0- 2	NON-CONFERENCE	0- 2	0- 0	4- 2				
1- 1	0- 0	0- 0	HOME	0- 0	0- 0	1- 1				
3- 3	0- 0	0- 2	AWAY	0- 1	0- 0	3- 0				
0- 2	0- 0	0- 0	NEUTRAL	0- 1	0- 0	0- 1				
2- 2	0- 0	0- 0	CONFERENCE	0- 0	0- 0	2- 2				
1- 1	0- 0	0- 0	HOME	0- 0	0- 0	1- 1				
1- 1	0- 0	0- 0	AWAY	0- 0	0- 0	1- 1				
0- 0	0- 0	0- 0	NEUTRAL	0- 0	0- 0	0- 0				

RPI 1-25				RPI 26-50				RPI 51-100				RPI 101+				Team's RPI: 221
RPI	S	Opponent	Score	RPI	S	Opponent	Score	RPI	S	Opponent	Score	RPI	S	Opponent	Score	
				26	A	Florida St.	46 79	78	N	Old Dominion	76 78	156	H	North Ala.	59 62	
				39	A	Texas A&M	53 73	81	A	Penn St.	61 80	174	H	Mercer	71 66	
												249	H	Bethune-Cookman	56 58	
												254	N	Alabama A&M	60 65	
												268	A	Liberty	64 52	
												293	A	Kennesaw St.	55 75	
												316	A	FIU	73 62	
												328	H	Lipscomb	62 47	
												338	A	Savannah St.	68 58	
												341	A	Charleston So.	68 58	
LAST 12 Division I GAMES:																
				328	H	Lipscomb	62 47	156	H	North Ala.	59 62					
				174	H	Mercer	71 66	268	A	Liberty	64 52					
				316	A	FIU	73 62	293	A	Kennesaw St.	55 75					
				254	N	Alabama A&M	60 65	341	A	Charleston So.	68 58					
				81	A	Penn St.	61 80	78	N	Old Dominion	76 78					
				249	H	Bethune-Cookman	56 58	338	A	Savannah St.	68 58					

Non-Div I Games: Webber Int'l 73 39 Edward Waters 100 48 Warner 105 55

Jacksonville

Average RPI Win:	262	WON-LOST	WINNING	LAST 10	STRENGTH OF	OPP. STRENGTH	TEAM	ADJ.	CONF.	ADJ CONF.
Average RPI Loss:	115	RECORD	PCT. RANK	GAMES	SCHEDULE	OF SCHEDULE	RPI	RPI	RPI	RPI
DIV. I ONLY	7- 7	166	6-4	247	185	194	194	21	21	
DIV. I NON-CONF.	5- 5	162	0- 1	204	205	184	184	20	20	

TOTALS	RPI 1-25	RPI 26-50	W-L RECORDS	RPI 51-100	RPI 101-150	RPI 150+				
7- 7	0- 0	0- 0	OVERALL	0- 4	0- 2	7- 1				
2- 3	0- 0	0- 0	HOME	0- 1	0- 1	2- 1				
5- 2	0- 0	0- 0	AWAY	0- 1	0- 1	5- 0				
0- 2	0- 0	0- 0	NEUTRAL	0- 2	0- 0	0- 0				
5- 5	0- 0	0- 0	NON-CONFERENCE	0- 3	0- 2	5- 0				
1- 2	0- 0	0- 0	HOME	0- 1	0- 1	1- 0				
4- 1	0- 0	0- 0	AWAY	0- 0	0- 1	4- 0				
0- 2	0- 0	0- 0	NEUTRAL	0- 2	0- 0	0- 0				
2- 2	0- 0	0- 0	CONFERENCE	0- 1	0- 0	2- 1				
1- 1	0- 0	0- 0	HOME	0- 0	0- 0	1- 1				
1- 1	0- 0	0- 0	AWAY	0- 1	0- 0	1- 0				
0- 0	0- 0	0- 0	NEUTRAL	0- 0	0- 0	0- 0				

RPI 1-25				RPI 26-50				RPI 51-100				RPI 101+				Team's RPI: 194
RPI	S	Opponent	Score	RPI	S	Opponent	Score	RPI	S	Opponent	Score	RPI	S	Opponent	Score	
								62	A	Bel mont	52 66	140	H	Mi ami (OH)	41 58	
								67	N	Harvard	62 69	141	A	Texas Tech	58 71	
								86	H	Troy	63 89	185	H	Georgi a St.	61 56	
								95	N	Washi ngton St.	51 64	187	A	Ole Mi ss	60 49	
												211	H	SIUE	47 51	
												223	H	Eastern Ill.	78 49	
												254	A	Al abama A&M	55 48	
												315	A	Tennessee St.	62 52	
												328	A	Li pscomb	58 46	
												339	A	Fl ori da A&M	62 31	
LAST 12 Division I GAMES:																
315	A	Tennessee St.	62 52	95	N	Washi ngton St.	51 64	211	H	SIUE	47 51	223	H	Eastern Ill.	78 49	
62	A	Bel mont	52 66	211	H	SIUE	47 51	187	A	Ole Mi ss	60 49	67	N	Harvard	62 69	
86	H	Troy	63 89	223	H	Eastern Ill.	78 49	328	A	Li pscomb	58 46					
140	H	Mi ami (OH)	41 58													
185	H	Georgi a St.	61 56													
254	A	Al abama A&M	55 48													

Non-Div I Games: Montevallo 84 52

Jacksonville St.

Average RPI Win:	187	WON-LOST	WINNING	LAST 10	STRENGTH OF	OPP. STRENGTH	TEAM	ADJ.	CONF.	ADJ CONF.
Average RPI Loss:	111	RECORD	PCT. RANK	GAMES	SCHEDULE	OF SCHEDULE	RPI	RPI	RPI	RPI
DIV. I ONLY	12- 3	39	8-2	182	122	46	46	10	10	
DIV. I NON-CONF.	8- 3	72	0- 0	226	138	81	81	13	13	
<hr/>										
TOTALS	RPI 1-25	RPI 26-50	W-L RECORDS	RPI 51-100	RPI 101-150	RPI 150+				
12- 3	0- 1	1- 0	OVERALL	3- 1	0- 0	8- 1				
7- 0	0- 0	1- 0	HOME	3- 0	0- 0	3- 0				
5- 3	0- 1	0- 0	AWAY	0- 1	0- 0	5- 1				
0- 0	0- 0	0- 0	NEUTRAL	0- 0	0- 0	0- 0				
8- 3	0- 1	0- 0	NON-CONFERENCE	3- 1	0- 0	5- 1				
5- 0	0- 0	0- 0	HOME	3- 0	0- 0	2- 0				
3- 3	0- 1	0- 0	AWAY	0- 1	0- 0	3- 1				
0- 0	0- 0	0- 0	NEUTRAL	0- 0	0- 0	0- 0				
4- 0	0- 0	1- 0	CONFERENCE	0- 0	0- 0	3- 0				
2- 0	0- 0	1- 0	HOME	0- 0	0- 0	1- 0				
2- 0	0- 0	0- 0	AWAY	0- 0	0- 0	2- 0				
0- 0	0- 0	0- 0	NEUTRAL	0- 0	0- 0	0- 0				

RPI 1-25				RPI 26-50				Team's RPI: 46				RPI 51-100				RPI 101+			
RPI	S	Opponent	Score	RPI	S	Opponent	Score					RPI	S	Opponent	Score	RPI	S	Opponent	Score
22	A	Maryland	63 87	29	H	Northeastern	84 49					91	A	Wake Forest	49 50	157	A	Drexel	51 35
												93	H	Georgetown	69 57	189	H	George Washington	50 37
												98	H	St. John's (NY)	64 51	196	A	Delaware	68 43
												99	H	Dayton	68 55	220	A	Hampton	65 72
																231	H	Hofstra	77 54
																259	A	Robert Morris	59 36
																268	A	Liberty	74 53
																276	H	Winthrop	56 39
																346	A	Delaware St.	103 57
<hr/>																			
										LAST 12 Division I GAMES:									
196	A	Delaware	68 43	29	H	Northeastern	84 49	231	H	Hofstra	77 54	157	A	Drexel	51 35	268	A	Liberty	74 53
259	A	Robert Morris	59 36									276	H	Winthrop	56 39	220	A	Hampton	65 72
98	H	St. John's (NY)	64 51																
91	A	Wake Forest	49 50																
22	A	Maryland	63 87																
99	H	Dayton	68 55																

Non-Div I Games:

James Madison

Average RPI Win:	175	WON-LOST	WINNING	LAST 10	STRENGTH OF	OPP. STRENGTH	TEAM	ADJ.	CONF.	ADJ CONF.
Average RPI Loss:	81	RECORD	PCT. RANK	GAMES	SCHEDULE	OF SCHEDULE	RPI	RPI	RPI	RPI
DIV. I ONLY	11- 3	43	7-3	141	56	49	49	3	3	
DIV. I NON-CONF.	10- 1	19	1- 0	230	106	44	44	3	3	

TOTALS	RPI 1-25	RPI 26-50	W-L RECORDS	RPI 51-100	RPI 101-150	RPI 150+				
11- 3	0- 1	1- 0	OVERALL	3- 1	0- 1	7- 0				
7- 1	0- 1	0- 0	HOME	0- 0	0- 0	7- 0				
2- 2	0- 0	1- 0	AWAY	1- 1	0- 1	0- 0				
2- 0	0- 0	0- 0	NEUTRAL	2- 0	0- 0	0- 0				
10- 1	0- 0	1- 0	NON-CONFERENCE	2- 1	0- 0	7- 0				
7- 0	0- 0	0- 0	HOME	0- 0	0- 0	7- 0				
1- 1	0- 0	1- 0	AWAY	0- 1	0- 0	0- 0				
2- 0	0- 0	0- 0	NEUTRAL	2- 0	0- 0	0- 0				
1- 2	0- 1	0- 0	CONFERENCE	1- 0	0- 1	0- 0				
0- 1	0- 1	0- 0	HOME	0- 0	0- 0	0- 0				
1- 1	0- 0	0- 0	AWAY	1- 0	0- 1	0- 0				
0- 0	0- 0	0- 0	NEUTRAL	0- 0	0- 0	0- 0				

RPI 1-25				RPI 26-50				Team's RPI: 49				RPI 51-100				RPI 101+			
RPI	S	Opponent	Score	RPI	S	Opponent	Score					RPI	S	Opponent	Score	RPI	S	Opponent	Score
10	H	Iowa St.	73 82	50	A	LSU	68 61					63	A	Kansas St.	61 54	141	A	Texas Tech	66 69
												92	A	Nebraska	52 58	160	H	Oral Roberts	70 58
												94	N	Northwestern	66 57	179	H	UMKC	67 55
												95	N	Washington St.	71 63	180	H	Grambling	76 45
																246	H	George Mason	77 56
																254	H	Alabama A&M	65 54
																297	H	Vermont	77 36
																312	H	Iona	75 44

LAST 12 Division I GAMES:																			
10	H	Iowa St.	73 82	94	N	Northwestern	66 57					63	A	Kansas St.	61 54				
297	H	Vermont	77 36	63	A	Kansas St.	61 54					141	A	Texas Tech	66 69				
95	N	Washington St.	71 63	141	A	Texas Tech	66 69					312	H	Iona	75 44				
180	H	Grambling	76 45	312	H	Iona	75 44					246	H	George Mason	77 56				
92	A	Nebraska	52 58	246	H	George Mason	77 56					254	H	Alabama A&M	65 54				
50	A	LSU	68 61	254	H	Alabama A&M	65 54												

Non-Div I Games:

Kansas

Average RPI Win:	170	WON-LOST	WINNING	LAST 10	STRENGTH OF	OPP. STRENGTH	TEAM	ADJ.	CONF.	ADJ CONF.
Average RPI Loss:	20	RECORD	PCT. RANK	GAMES	SCHEDULE	OF SCHEDULE	RPI	RPI	RPI	RPI
DIV. I ONLY	10- 6	102	6-4	46	9	63	63	3	3	
DIV. I NON-CONF.	9- 3	62	0- 0	108	32	58	58	3	3	

TOTALS	RPI 1-25	RPI 26-50	W-L RECORDS	RPI 51-100	RPI 101-150	RPI 150+				
10- 6	0- 4	0- 2	OVERALL	3- 0	1- 0	6- 0				
8- 1	0- 0	0- 1	HOME	2- 0	0- 0	6- 0				
1- 2	0- 2	0- 0	AWAY	0- 0	1- 0	0- 0				
1- 3	0- 2	0- 1	NEUTRAL	1- 0	0- 0	0- 0				
9- 3	0- 2	0- 1	NON-CONFERENCE	3- 0	1- 0	5- 0				
7- 0	0- 0	0- 0	HOME	2- 0	0- 0	5- 0				
1- 0	0- 0	0- 0	AWAY	0- 0	1- 0	0- 0				
1- 3	0- 2	0- 1	NEUTRAL	1- 0	0- 0	0- 0				
1- 3	0- 2	0- 1	CONFERENCE	0- 0	0- 0	1- 0				
1- 1	0- 0	0- 1	HOME	0- 0	0- 0	1- 0				
0- 2	0- 2	0- 0	AWAY	0- 0	0- 0	0- 0				
0- 0	0- 0	0- 0	NEUTRAL	0- 0	0- 0	0- 0				

RPI	S	Opponent	Score
3	A	Baylor	50 65
4	N	Syracuse	61 70
10	A	Iowa St.	58 96
15	N	Arizona St.	51 65

RPI	S	Opponent	Score
36	N	DePaul	59 79
49	H	Kansas	54 61

RPI	S	Opponent	Score
69	H	UNI	72 62
77	H	Lamar University	73 55
89	N	Princeton	80 61

RPI	S	Opponent	Score
129	A	Little Rock	53 47
153	H	Oklahoma	86 56
173	H	Vanderbilt	72 61
179	H	UMKC	61 50
200	H	North Texas	60 42
303	H	Omaha	61 46
326	H	Central Ark.	70 54

LAST 12 Division I GAMES:

10	A	Iowa St.	58 96	49	H	Kansas	54 61
69	H	UNI	72 62	3	A	Baylor	50 65
326	H	Central Ark.	70 54	153	H	Oklahoma	86 56
15	N	Arizona St.	51 65	173	H	Vanderbilt	72 61
129	A	Little Rock	53 47	89	N	Princeton	80 61
77	H	Lamar University	73 55	36	N	DePaul	59 79

Non-Div I Games:

Kansas St.

Average RPI	Win: 265	WON-LOST	WINNING	LAST 10	STRENGTH OF	OPP. STRENGTH	TEAM	ADJ.	CONF.	ADJ CONF.
Average RPI	Loss: 176	RECORD	PCT. RANK	GAMES	SCHEDULE	OF SCHEDULE	RPI	RPI	RPI	RPI
DIV. I ONLY	4- 11	283	3-7	218	310	293	293	25	25	
DIV. I NON-CONF.	3- 9	271	0- 0	154	304	275	275	27	27	

TOTALS	RPI 1-25	RPI 26-50	W-L RECORDS	RPI 51-100	RPI 101-150	RPI 150+				
4- 11	0- 0	0- 2	OVERALL	0- 1	0- 1	4- 7				
3- 1	0- 0	0- 0	HOME	0- 0	0- 0	3- 1				
0- 6	0- 0	0- 1	AWAY	0- 1	0- 0	0- 4				
1- 4	0- 0	0- 1	NEUTRAL	0- 0	0- 1	1- 2				
3- 9	0- 0	0- 2	NON-CONFERENCE	0- 1	0- 1	3- 5				
2- 0	0- 0	0- 0	HOME	0- 0	0- 0	2- 0				
0- 5	0- 0	0- 1	AWAY	0- 1	0- 0	0- 3				
1- 4	0- 0	0- 1	NEUTRAL	0- 0	0- 1	1- 2				
1- 2	0- 0	0- 0	CONFERENCE	0- 0	0- 0	1- 2				
1- 1	0- 0	0- 0	HOME	0- 0	0- 0	1- 1				
0- 1	0- 0	0- 0	AWAY	0- 0	0- 0	0- 1				
0- 0	0- 0	0- 0	NEUTRAL	0- 0	0- 0	0- 0				

RPI	S	Opponent	Score	RPI	S	Opponent	Score	RPI	S	Opponent	Score	RPI	S	Opponent	Score
32	N	Michigan St.	51 75	87	A	Seton Hall	80 102	104	N	Idaho St.	49 60	174	A	Mercer	48 64
34	A	Georgia Tech	35 60					185	A	Georgia St.	73 79	198	A	East Carolina	56 68
								209	H	Furman	74 63	221	H	Jacksonville	75 55
								249	N	Bethune-Cookman	61 64	268	H	Liberty	61 67
								282	H	Ga. Southern	78 59	295	N	UMBC	53 57
								310	A	NJIT	60 66	348	N	N.C. Central	78 54

Team's RPI: 293															
LAST 12 Division I GAMES:															
348	N	N.C. Central	78 54	268	H	Liberty	61 67	221	H	Jacksonville	75 55	310	A	NJIT	60 66
249	N	Bethune-Cookman	61 64	32	N	Michigan St.	51 75	104	N	Idaho St.	49 60	198	A	East Carolina	56 68
34	A	Georgia Tech	35 60	104	N	Idaho St.	49 60								
185	A	Georgia St.	73 79	198	A	East Carolina	56 68								
174	A	Mercer	48 64												
282	H	Ga. Southern	78 59												

Non-Div I Games: Middle Ga. St. 80 70

Kennesaw St.

Average RPI	Win:	211	WON-LOST	WINNING	LAST 10	STRENGTH OF	OPP. STRENGTH	TEAM	ADJ.	CONF.	ADJ CONF.
Average RPI	Loss:	68	RECORD	PCT. RANK	GAMES	SCHEDULE	OF SCHEDULE	RPI	RPI	RPI	RPI
DIV. I ONLY		9- 4		78	8-2	139	115	71	71	8	8
DIV. I NON-CONF.		6- 4		125	0- 0	210	79	116	116	8	8

TOTALS	RPI 1-25		RPI 26-50		W-L RECORDS	RPI 51-100		RPI 101-150		RPI 150+	
9- 4	0- 1		0- 1		OVERALL	0- 1		3- 1		6- 0	
5- 1	0- 0		0- 0		HOME	0- 0		2- 1		3- 0	
4- 3	0- 1		0- 1		AWAY	0- 1		1- 0		3- 0	
0- 0	0- 0		0- 0		NEUTRAL	0- 0		0- 0		0- 0	
6- 4	0- 1		0- 1		NON-CONFERENCE	0- 1		1- 1		5- 0	
3- 1	0- 0		0- 0		HOME	0- 0		1- 1		2- 0	
3- 3	0- 1		0- 1		AWAY	0- 1		0- 0		3- 0	
0- 0	0- 0		0- 0		NEUTRAL	0- 0		0- 0		0- 0	
3- 0	0- 0		0- 0		CONFERENCE	0- 0		2- 0		1- 0	
2- 0	0- 0		0- 0		HOME	0- 0		1- 0		1- 0	
1- 0	0- 0		0- 0		AWAY	0- 0		1- 0		0- 0	
0- 0	0- 0		0- 0		NEUTRAL	0- 0		0- 0		0- 0	

RPI 1-25				RPI 26-50				RPI 51-100				Team's RPI: 71	RPI 101+			
RPI	S	Opponent	Score	RPI	S	Opponent	Score	RPI	S	Opponent	Score		RPI	S	Opponent	Score
8	A	NC State	61 78	47	A	North Carolina	60 73	83	A	Wright St.	55 61		109	A	Toledo	58 47
													114	H	Northern Ill.	87 78
													119	H	Youngstown St.	62 34
													133	H	Duquesne	72 77
													214	A	St. Bonaventure	76 64
													219	H	Eastern Mi ch.	71 64
													259	A	Robert Morris	54 46
													267	H	Northern Ky.	62 61
													284	H	Oakland	75 65
													310	A	NJIT	57 40
LAST 12 Division I GAMES:																
310	A	NJIT	57 40	109	A	Toledo	58 47									
214	A	St. Bonaventure	76 64	114	H	Northern Ill.	87 78									
259	A	Robert Morris	54 46	219	H	Eastern Mi ch.	71 64									
83	A	Wright St.	55 61	284	H	Oakland	75 65									
133	H	Duquesne	72 77	267	H	Northern Ky.	62 61									
119	H	Youngstown St.	62 34	8	A	NC State	61 78									

Non-Div I Games: Clarion 92 38

Kent St.

Average RPI Win:	158	WON-LOST	WINNING	LAST 10	STRENGTH OF	OPP. STRENGTH	TEAM	ADJ.	CONF.	ADJ CONF.
Average RPI Loss:	67	RECORD	PCT. RANK	GAMES	SCHEDULE	OF SCHEDULE	RPI	RPI	RPI	RPI
DIV. I ONLY	15- 3	24	7-3	117	33	30	30	6	6	
DIV. I NON-CONF.	13- 1	9	0- 0	146	58	21	21	6	6	

TOTALS	RPI 1-25	RPI 26-50	W-L RECORDS	RPI 51-100	RPI 101-150	RPI 150+				
15- 3	0- 2	3- 0	OVERALL	1- 0	2- 0	9- 1				
11- 1	0- 0	0- 0	HOME	1- 0	1- 0	9- 1				
1- 2	0- 2	1- 0	AWAY	0- 0	0- 0	0- 0				
3- 0	0- 0	2- 0	NEUTRAL	0- 0	1- 0	0- 0				
13- 1	0- 1	2- 0	NON-CONFERENCE	1- 0	2- 0	8- 0				
10- 0	0- 0	0- 0	HOME	1- 0	1- 0	8- 0				
0- 1	0- 1	0- 0	AWAY	0- 0	0- 0	0- 0				
3- 0	0- 0	2- 0	NEUTRAL	0- 0	1- 0	0- 0				
2- 2	0- 1	1- 0	CONFERENCE	0- 0	0- 0	1- 1				
1- 1	0- 0	0- 0	HOME	0- 0	0- 0	1- 1				
1- 1	0- 1	1- 0	AWAY	0- 0	0- 0	0- 0				
0- 0	0- 0	0- 0	NEUTRAL	0- 0	0- 0	0- 0				

RPI 1-25				RPI 26-50				RPI 51-100				RPI 101+			
RPI	S	Opponent	Score	RPI	S	Opponent	Score	RPI	S	Opponent	Score	RPI	S	Opponent	Score
6	A	Louisville	75 80	31	A	Tennessee	73 71	59	H	Middle Tenn.	72 55	111	H	Virginia	63 51
9	A	Mississippi St.	71 86	38	N	UCLA	75 74					147	N	South Fla.	85 63
				47	N	North Carolina	85 75					162	H	High Point	71 49
												169	H	Southern U.	91 41
												173	H	Vanderbilt	77 55
												183	H	Morehead St.	87 57
												184	H	Rhode Island	75 52
												187	H	Ole Miss	49 55
												236	H	Sacred Heart	71 43
												252	H	Murray St.	88 49
												262	H	Alabama St.	87 35
												318	H	Western Caro.	99 39

LAST 12 Division I GAMES:															
173	H	Vanderbilt	77 55	187	H	Ole Miss	49 55	31	A	Tennessee	73 71	9	A	Mississippi St.	71 86
236	H	Sacred Heart	71 43					184	H	Rhode Island	75 52				
252	H	Murray St.	88 49					183	H	Morehead St.	87 57				
318	H	Western Caro.	99 39					47	N	North Carolina	85 75				
59	H	Middle Tenn.	72 55												
6	A	Louisville	75 80												

Non-Div I Games:

Kentucky

Average RPI Win:	327	WON-LOST	WINNING	LAST 10	STRENGTH OF	OPP. STRENGTH	TEAM	ADJ.	CONF.	ADJ CONF.
Average RPI Loss:	249	RECORD	PCT. RANK	GAMES	SCHEDULE	OF SCHEDULE	RPI	RPI	RPI	RPI
DIV. I ONLY	1- 14	342	1-9	336	341	350	350	31	31	
DIV. I NON-CONF.	1- 10	330	0- 0	323	342	350	350	31	31	

TOTALS	RPI 1-25	RPI 26-50	W-L RECORDS	RPI 51-100	RPI 101-150	RPI 150+				
1- 14	0- 0	0- 0	OVERALL	0- 1	0- 2	1- 11				
1- 5	0- 0	0- 0	HOME	0- 0	0- 0	1- 5				
0- 8	0- 0	0- 0	AWAY	0- 1	0- 1	0- 6				
0- 1	0- 0	0- 0	NEUTRAL	0- 0	0- 1	0- 0				
1- 10	0- 0	0- 0	NON-CONFERENCE	0- 1	0- 2	1- 7				
1- 3	0- 0	0- 0	HOME	0- 0	0- 0	1- 3				
0- 6	0- 0	0- 0	AWAY	0- 1	0- 1	0- 4				
0- 1	0- 0	0- 0	NEUTRAL	0- 0	0- 1	0- 0				
0- 4	0- 0	0- 0	CONFERENCE	0- 0	0- 0	0- 4				
0- 2	0- 0	0- 0	HOME	0- 0	0- 0	0- 2				
0- 2	0- 0	0- 0	AWAY	0- 0	0- 0	0- 2				
0- 0	0- 0	0- 0	NEUTRAL	0- 0	0- 0	0- 0				

RPI 1-25				RPI 26-50				RPI 51-100				RPI 101+ Team's RPI: 350					
RPI	S	Opponent	Score	RPI	S	Opponent	Score	RPI	S	Opponent	Score	RPI	S	Opponent	Score		
								60	A	Michigan	38	83	118	A	Lehigh	38	72
												132	N	UC Irvine	71	84	
												231	H	Saint Francis (PA)	66	80	
												236	A	Sacred Heart	53	75	
												259	H	Robert Morris	37	89	
												277	A	Bryant	62	69	
												280	H	UMass Lowell	64	69	
												298	A	Fairfield	43	71	
												302	A	Saint Peter's	59	86	
												309	H	Army West Point	42	57	
												310	H	NJIT	51	72	
												327	H	Lafayette	55	50	
												333	A	Grand Canyon	62	65	
												340	A	Manhattan	46	61	
LAST 12 Division I GAMES:																	
277	A	Bryant	62	69	259	H	Robert Morris	37	89	231	H	Saint Francis (PA)	66	80			
327	H	Lafayette	55	50	236	A	Sacred Heart	53	75	333	A	Grand Canyon	62	65			
118	A	Lehigh	38	72	132	N	UC Irvine	71	84	302	A	Saint Peter's	59	86			
310	H	NJIT	51	72													
60	A	Michigan	38	83													
280	H	UMass Lowell	64	69													

Non-Div I Games:

LIU Brooklyn

Average RPI Win:	167	WON-LOST	WINNING	LAST 10	STRENGTH OF	OPP. STRENGTH	TEAM	ADJ.	CONF.	ADJ CONF.
Average RPI Loss:	51	RECORD	PCT. RANK	GAMES	SCHEDULE	OF SCHEDULE	RPI	RPI	RPI	RPI
DIV. I ONLY	11- 5	82	7-3	39	141	50	50	6	6	
DIV. I NON-CONF.	9- 3	62	0- 0	60	196	54	54	6	6	

TOTALS	RPI 1-25	RPI 26-50	W-L RECORDS	RPI 51-100	RPI 101-150	RPI 150+				
11- 5	0- 2	2- 1	OVERALL	1- 2	2- 0	6- 0				
8- 3	0- 1	1- 1	HOME	1- 1	2- 0	4- 0				
3- 2	0- 1	1- 0	AWAY	0- 1	0- 0	2- 0				
0- 0	0- 0	0- 0	NEUTRAL	0- 0	0- 0	0- 0				
9- 3	0- 1	1- 1	NON-CONFERENCE	1- 1	2- 0	5- 0				
7- 2	0- 0	0- 1	HOME	1- 1	2- 0	4- 0				
2- 1	0- 1	1- 0	AWAY	0- 0	0- 0	1- 0				
0- 0	0- 0	0- 0	NEUTRAL	0- 0	0- 0	0- 0				
2- 2	0- 1	1- 0	CONFERENCE	0- 1	0- 0	1- 0				
1- 1	0- 1	1- 0	HOME	0- 0	0- 0	0- 0				
1- 1	0- 0	0- 0	AWAY	0- 1	0- 0	1- 0				
0- 0	0- 0	0- 0	NEUTRAL	0- 0	0- 0	0- 0				

RPI 1-25				RPI 26-50				RPI 51-100				RPI 101+			
RPI	S	Opponent	Score	RPI	S	Opponent	Score	RPI	S	Opponent	Score	RPI	S	Opponent	Score
20	A	Rutgers	43 57	26	A	Florida St.	58 45	72	H	Tulane	54 56	129	H	Little Rock	60 45
25	H	South Carolina	53 76	39	H	Texas A&M	63 52	80	H	Northern Colo.	62 57	147	H	South Fla.	78 49
				49	H	Kansas	61 68	88	A	Georgia	50 63	177	H	Nicholls St.	76 44
												187	A	Ole Miss	55 41
												213	H	Southeastern La.	72 52
												218	H	Sam Houston St.	66 52
												278	A	Louisiana	76 54
												345	H	McNeese	86 36

LAST 12 Division I GAMES:															
				88	A	Georgia	50 63	25	H	South Carolina	53 76				
				147	H	South Fla.	78 49	187	A	Ole Miss	55 41				
				213	H	Southeastern La.	72 52	39	H	Texas A&M	63 52				
				278	A	Louisiana	76 54	345	H	McNeese	86 36				
				177	H	Nicholls St.	76 44	49	H	Kansas	61 68				
				20	A	Rutgers	43 57	129	H	Little Rock	60 45				

Non-Div I Games:

LSU

Average RPI Win:	238	WON-LOST	WINNING	LAST 10	STRENGTH OF	OPP. STRENGTH	TEAM	ADJ.	CONF.	ADJ CONF.
Average RPI Loss:	132	RECORD	PCT. RANK	GAMES	SCHEDULE	OF SCHEDULE	RPI	RPI	RPI	RPI
DIV. I ONLY	3- 14	315	3-7	98	208	256	256	17	17	
DIV. I NON-CONF.	3- 11	292	0- 0	117	213	255	255	17	17	

TOTALS	RPI 1-25	RPI 26-50	W-L RECORDS	RPI 51-100	RPI 101-150	RPI 150+				
3- 14	0- 0	0- 1	OVERALL	0- 6	0- 1	3- 6				
1- 4	0- 0	0- 0	HOME	0- 1	0- 0	1- 3				
0- 10	0- 0	0- 1	AWAY	0- 5	0- 1	0- 3				
2- 0	0- 0	0- 0	NEUTRAL	0- 0	0- 0	2- 0				
3- 11	0- 0	0- 1	NON-CONFERENCE	0- 5	0- 1	3- 4				
1- 3	0- 0	0- 0	HOME	0- 1	0- 0	1- 2				
0- 8	0- 0	0- 1	AWAY	0- 4	0- 1	0- 2				
2- 0	0- 0	0- 0	NEUTRAL	0- 0	0- 0	2- 0				
0- 3	0- 0	0- 0	CONFERENCE	0- 1	0- 0	0- 2				
0- 1	0- 0	0- 0	HOME	0- 0	0- 0	0- 1				
0- 2	0- 0	0- 0	AWAY	0- 1	0- 0	0- 1				
0- 0	0- 0	0- 0	NEUTRAL	0- 0	0- 0	0- 0				

RPI 1-25				RPI 26-50				RPI 51-100				RPI 101+				Team's RPI : 256	
RPI	S	Opponent	Score	RPI	S	Opponent	Score	RPI	S	Opponent	Score	RPI	S	Opponent	Score		
				33	A	Oregon St.	46 100										
								53	A	Villanova	68 81	108	A	Providence	47 77		
								64	A	Penn	34 65	157	H	Drexel	43 58		
								67	A	Harvard	43 88	164	A	VCU	38 68		
								90	A	Towson	68 92	168	N	Pepperdine	62 55		
								98	H	St. John's (NY)	57 83	181	H	Massachusetts	60 74		
								99	A	Dayton	45 84	226	H	Howard	54 57		
												250	A	Temple	47 75		
												259	A	Robert Morris	39 67		
												267	N	Northern Ky.	74 56		
												279	H	Norfolk St.	62 52		
LAST 12 Division I GAMES:																	
				250	A	Temple	47 75	181	H	Massachusetts	60 74						
				108	A	Providence	47 77	164	A	VCU	38 68						
				168	N	Pepperdine	62 55	99	A	Dayton	45 84						
				267	N	Northern Ky.	74 56	64	A	Penn	34 65						
				98	H	St. John's (NY)	57 83	33	A	Oregon St.	46 100						
				279	H	Norfolk St.	62 52	157	H	Drexel	43 58						

Non-Div I Games:

La Salle

Average RPI Loss: 235

DIV. I ONLY	6- 9	225	3-7	346	326	327	327	20	20
DIV. I NON-CONF.	5- 6	177	0- 1	351	316	344	344	24	24
TOTALS	RPI 1-25	RPI 26-50	W-L RECORDS	RPI 51-100	RPI 101-150	RPI 150+			
6- 9	0- 0	0- 0	OVERALL	0- 1	0- 1	6- 7			
4- 4	0- 0	0- 0	HOME	0- 1	0- 1	4- 2			
2- 4	0- 0	0- 0	AWAY	0- 0	0- 0	2- 4			
0- 1	0- 0	0- 0	NEUTRAL	0- 0	0- 0	0- 1			
5- 6	0- 0	0- 0	NON-CONFERENCE	0- 0	0- 0	5- 6			
3- 2	0- 0	0- 0	HOME	0- 0	0- 0	3- 2			
2- 3	0- 0	0- 0	AWAY	0- 0	0- 0	2- 3			
0- 1	0- 0	0- 0	NEUTRAL	0- 0	0- 0	0- 1			
1- 3	0- 0	0- 0	CONFERENCE	0- 1	0- 1	1- 1			
1- 2	0- 0	0- 0	HOME	0- 1	0- 1	1- 0			
0- 1	0- 0	0- 0	AWAY	0- 0	0- 0	0- 1			
0- 0	0- 0	0- 0	NEUTRAL	0- 0	0- 0	0- 0			

RPI 1-25				RPI 26-50				RPI 51-100				RPI 101+				Team's RPI: 327	
RPI	S	Opponent	Score	RPI	S	Opponent	Score	RPI	S	Opponent	Score	RPI	S	Opponent	Score		
								66	H	Bucknell	47	56	118	H	Lehigh	43	70
													195	H	Cornell	59	62
													196	N	Delaware	47	65
													241	H	Monmouth	73	69
													243	H	Binghamton	59	50
													247	H	Holy Cross	73	63
													271	A	Colgate	49	60
													275	A	Fla. Atlantic	49	53
													296	H	Albany (NY)	67	66
													302	H	Saint Peter's	60	62
													325	A	Wagner	66	43
													340	A	Manhattan	49	60
													349	A	Fairleigh Dickinson	63	57
													350	A	LIU Brooklyn	50	55
LAST 12 Division I GAMES:																	
				247	H	Holy Cross	73	63	196	N	Delaware	47	65				
				118	H	Lehigh	43	70	66	H	Bucknell	47	56				
				350	A	LIU Brooklyn	50	55	271	A	Colgate	49	60				
				195	H	Cornell	59	62	296	H	Albany (NY)	67	66				
				241	H	Monmouth	73	69	275	A	Fla. Atlantic	49	53				
				340	A	Manhattan	49	60	302	H	Saint Peter's	60	62				

Lafayette

Average RPI Win: 228

Average RPI Loss: 72

WON-LOST
RECORDWINNING
PCT. RANKLAST 10
GAMESSTRENGTH OF
SCHEDULEOPP. STRENGTH
OF SCHEDULETEAM
RPIADJ.
RPICONF.
RPIADJ CONF.
RPIDIV. I ONLY
DIV. I NON-CONF.7- 4
3- 4100
1997-3
0- 0116
5190
8277
2877
2826
2226
22

TOTALS

RPI 1-25

RPI 26-50

W-L RECORDS

RPI 51-100

RPI 101-150

RPI 150+

7- 4 0- 1
4- 0 0- 0
3- 3 0- 1
0- 1 0- 01- 0
0- 0
1- 0
0- 0OVERALL
HOME
AWAY
NEUTRAL1- 2
1- 0
0- 1
0- 10- 0
0- 0
0- 0
0- 05- 1
3- 0
2- 1
0- 03- 4 0- 1
1- 0 0- 0
2- 3 0- 1
0- 1 0- 01- 0
0- 0
1- 0
0- 0NON-CONFERENCE
HOME
AWAY
NEUTRAL1- 2
1- 0
0- 1
0- 10- 0
0- 0
0- 0
0- 01- 1
0- 0
1- 1
0- 04- 0 0- 0
3- 0 0- 0
1- 0 0- 0
0- 0 0- 00- 0
0- 0
0- 0
0- 0CONFERENCE
HOME
AWAY
NEUTRAL0- 0
0- 0
0- 0
0- 00- 0
0- 0
0- 0
0- 04- 0
3- 0
1- 0
0- 0

RPI 1-25

RPI 26-50

RPI 51-100

Team's RPI: 77

RPI 101+

RPI S Opponent Score
9 A Mississippi St. 53 104RPI S Opponent Score
39 A Texas A&M 74 68RPI S Opponent Score
51 N Ohio 62 87
63 A Kansas St. 55 73
76 H Pacific 82 66RPI S Opponent Score
163 A Denver 110 117
278 A Louisiana 79 77
288 H A&M-Corpus Christi 76 58
289 H Houston Baptist 63 50
300 A New Orleans 79 57
326 H Central Ark. 57 37

LAST 12 Division I GAMES:

289 H Houston Baptist 63 50
76 H Pacific 82 66
63 A Kansas St. 55 73
39 A Texas A&M 74 68
51 N Ohio 62 87
163 A Denver 110 117326 H Central Ark. 57 37
300 A New Orleans 79 57
288 H A&M-Corpus Christi 76 58
9 A Mississippi St. 53 104
278 A Louisiana 79 77

Non-Div I Games:

LeTourneau

104 27

Louisiana Col.

94 43

McMurry

100 37

Howard Payne

93 37

Lamar University

Average RPI Win: 263

Average RPI Loss: 78

WON-LOST
RECORDWINNING
PCT. RANKLAST 10
GAMESSTRENGTH OF
SCHEDULEOPP. STRENGTH
OF SCHEDULETEAM
RPIADJ.
RPICONF.
RPIADJ CONF.
RPIDIV. I ONLY
DIV. I NON-CONF.10- 4
7- 369
837-3
0- 1185
213279
218118
141118
14120
2420
24

TOTALS

RPI 1-25

RPI 26-50

W-L RECORDS

RPI 51-100

RPI 101-150

RPI 150+

10- 4

0- 1

0- 0

OVERALL

0- 1

0- 2

10- 0

6- 2

0- 0

0- 0

HOME

0- 1

0- 1

6- 0

4- 2

0- 1

0- 0

AWAY

0- 0

0- 1

4- 0

0- 0

0- 0

0- 0

NEUTRAL

0- 0

0- 0

0- 0

7- 3

0- 1

0- 0

NON-CONFERENCE

0- 1

0- 1

7- 0

5- 2

0- 0

0- 0

HOME

0- 1

0- 1

5- 0

2- 1

0- 1

0- 0

AWAY

0- 0

0- 0

2- 0

0- 0

0- 0

0- 0

NEUTRAL

0- 0

0- 0

0- 0

3- 1

0- 0

0- 0

CONFERENCE

0- 0

0- 1

3- 0

1- 0

0- 0

0- 0

HOME

0- 0

0- 0

1- 0

2- 1

0- 0

0- 0

AWAY

0- 0

0- 1

2- 0

0- 0

0- 0

0- 0

NEUTRAL

0- 0

0- 0

0- 0

RPI 1-25

RPI 26-50

RPI 51-100

RPI 101+

Team's RPI: 118

RPI	S	Opponent	Score
1	A	Notre Dame	68 95

RPI	S	Opponent	Score

RPI	S	Opponent	Score
53	H	Villanova	48 70

RPI	S	Opponent	Score
120	A	Boston U.	45 58
136	H	Charlotte	60 62
195	H	Cornell	67 54
203	A	Navy	56 38
236	H	Sacred Heart	70 66
241	H	Monmouth	63 48
243	A	Binghamton	65 55
247	H	Holy Cross	64 55
279	H	Norfolk St.	62 41
304	A	Central Conn. St.	88 62
327	A	Lafayette	70 43
350	H	LIU Brooklyn	72 38

LAST 12 Division I GAMES:

327	A	Lafayette	70 43
1	A	Notre Dame	68 95
350	H	LIU Brooklyn	72 38
236	H	Sacred Heart	70 66
195	H	Cornell	67 54
279	H	Norfolk St.	62 41

136	H	Charlotte	60 62
120	A	Boston U.	45 58
247	H	Holy Cross	64 55
203	A	Navy	56 38
243	A	Binghamton	65 55
53	H	Villanova	48 70

Non-Div I Games:

Kutztown

73 39

Lehigh

Average RPI Win:	232	WON-LOST	WINNING	LAST 10	STRENGTH OF	OPP. STRENGTH	TEAM	ADJ.	CONF.	ADJ CONF.
Average RPI Loss:	167	RECORD	PCT. RANK	GAMES	SCHEDULE	OF SCHEDULE	RPI	RPI	RPI	RPI
DIV. I ONLY	4- 12	291	4-6	214	218	268	268	25	25	
DIV. I NON-CONF.	3- 9	271	0- 1	184	216	271	271	27	27	
<hr/>										
TOTALS	RPI 1-25	RPI 26-50	W-L RECORDS	RPI 51-100	RPI 101-150	RPI 150+				
4- 12	0- 1	0- 1	OVERALL	0- 2	1- 2	3- 6				
1- 3	0- 0	0- 1	HOME	0- 1	0- 0	1- 1				
2- 6	0- 0	0- 0	AWAY	0- 1	0- 1	2- 4				
1- 3	0- 1	0- 0	NEUTRAL	0- 0	1- 1	0- 1				
3- 9	0- 1	0- 1	NON-CONFERENCE	0- 1	1- 2	2- 4				
1- 2	0- 0	0- 1	HOME	0- 1	0- 0	1- 0				
1- 4	0- 0	0- 0	AWAY	0- 0	0- 1	1- 3				
1- 3	0- 1	0- 0	NEUTRAL	0- 0	1- 1	0- 1				
1- 3	0- 0	0- 0	CONFERENCE	0- 1	0- 0	1- 2				
0- 1	0- 0	0- 0	HOME	0- 0	0- 0	0- 1				
1- 2	0- 0	0- 0	AWAY	0- 1	0- 0	1- 1				
0- 0	0- 0	0- 0	NEUTRAL	0- 0	0- 0	0- 0				

RPI 1-25				RPI 26-50				RPI 51-100				RPI 101+ Team's RPI: 268			
RPI	S	Opponent	Score	RPI	S	Opponent	Score	RPI	S	Opponent	Score	RPI	S	Opponent	Score
19	N	UCF	45 53	46	H	James Madison	53 74	75	H	Virginia Tech	61 72	131	A	Chattanooga	60 75
								82	A	FGCU	50 68	133	N	Duquesne	55 51
												136	N	Charlotte	61 63
												198	A	East Carolina	63 66
												221	H	Jacksonville	52 64
												231	H	Saint Francis (PA)	82 53
												240	A	Stetson	52 69
												249	A	Bethune-Cookman	76 81
												270	A	ETSU	89 86
												279	N	Norfolk St.	53 66
												293	A	Kennesaw St.	67 61
												323	A	UNC Greensboro	45 48
<hr/>															
LAST 12 Division I GAMES:															
				82	A	FGCU	50 68	279	N	Norfolk St.	53 66				
				133	N	Duquesne	55 51	293	A	Kennesaw St.	67 61				
				19	N	UCF	45 53	221	H	Jacksonville	52 64				
				323	A	UNC Greensboro	45 48	240	A	Stetson	52 69				
				198	A	East Carolina	63 66	46	H	James Madison	53 74				
				270	A	ETSU	89 86	136	N	Charlotte	61 63				

Non-Div I Games: West Chester 61 42

Liberty

Average RPI Win:	285	WON-LOST	WINNING	LAST 10	STRENGTH OF	OPP. STRENGTH	TEAM	ADJ.	CONF.	ADJ CONF.
Average RPI Loss:	191	RECORD	PCT. RANK	GAMES	SCHEDULE	OF SCHEDULE	RPI	RPI	RPI	RPI
DIV. I ONLY	2- 15	331	0-10	236	304	328	328	25	25	
DIV. I NON-CONF.	2- 11	316	0- 0	167	296	300	300	27	27	

TOTALS	RPI 1-25	RPI 26-50	W-L RECORDS	RPI 51-100	RPI 101-150	RPI 150+				
2- 15	0- 0	0- 1	OVERALL	0- 2	0- 3	2- 9				
1- 6	0- 0	0- 0	HOME	0- 0	0- 2	1- 4				
1- 9	0- 0	0- 1	AWAY	0- 2	0- 1	1- 5				
0- 0	0- 0	0- 0	NEUTRAL	0- 0	0- 0	0- 0				
2- 11	0- 0	0- 1	NON-CONFERENCE	0- 2	0- 3	2- 5				
1- 4	0- 0	0- 0	HOME	0- 0	0- 2	1- 2				
1- 7	0- 0	0- 1	AWAY	0- 2	0- 1	1- 3				
0- 0	0- 0	0- 0	NEUTRAL	0- 0	0- 0	0- 0				
0- 4	0- 0	0- 0	CONFERENCE	0- 0	0- 0	0- 4				
0- 2	0- 0	0- 0	HOME	0- 0	0- 0	0- 2				
0- 2	0- 0	0- 0	AWAY	0- 0	0- 0	0- 2				
0- 0	0- 0	0- 0	NEUTRAL	0- 0	0- 0	0- 0				

RPI 1-25				RPI 26-50				RPI 51-100				RPI 101+ Team's RPI: 328			
RPI	S	Opponent	Score	RPI	S	Opponent	Score	RPI	S	Opponent	Score	RPI	S	Opponent	Score
				44	A	Clemson	26 68	62	A	Belmont	43 83	105	H	Tennessee Tech	52 67
								88	A	Georgia	45 77	125	H	UT Martin	53 62
												130	A	Cincinnati	55 71
												183	A	Morehead St.	44 79
												194	H	Jacksonville St.	46 58
												221	A	Jacksonville	47 62
												240	H	Stetson	65 80
												252	A	Murray St.	61 97
												254	A	Alabama A&M	62 58
												274	H	North Florida	53 68
												308	H	Col. of Charleston	63 65
												310	A	NJIT	67 80
												315	H	Tennessee St.	64 62
												334	A	Austin Peay	58 70
LAST 12 Division I GAMES:															
183	A	Morehead St.	44 79	310	A	NJIT	67 80	240	H	Stetson	65 80				
105	H	Tennessee Tech	52 67	274	H	North Florida	53 68								
88	A	Georgia	45 77	221	A	Jacksonville	47 62								
308	H	Col. of Charleston	63 65	334	A	Austin Peay	58 70	130	A	Cincinnati	55 71				
125	H	UT Martin	53 62												
62	A	Belmont	43 83												

Non-Div I Games:

Lipscomb

Average RPI	Win: 227	WON-LOST	WINNING	LAST 10	STRENGTH OF	OPP. STRENGTH	TEAM	ADJ.	CONF.	ADJ CONF.
Average RPI	Loss: 75	RECORD	PCT. RANK	GAMES	SCHEDULE	OF SCHEDULE	RPI	RPI	RPI	RPI
DIV. I ONLY	7- 8	188	5-5	48	162	129	129	15	15	
DIV. I NON-CONF.	4- 7	228	0- 0	61	39	144	144	16	16	

TOTALS	RPI 1-25	RPI 26-50	W-L RECORDS	RPI 51-100	RPI 101-150	RPI 150+				
7- 8	0- 1	0- 2	OVERALL	0- 2	1- 3	6- 0				
3- 5	0- 1	0- 1	HOME	0- 1	0- 2	3- 0				
4- 3	0- 0	0- 1	AWAY	0- 1	1- 1	3- 0				
0- 0	0- 0	0- 0	NEUTRAL	0- 0	0- 0	0- 0				
4- 7	0- 1	0- 2	NON-CONFERENCE	0- 1	1- 3	3- 0				
1- 5	0- 1	0- 1	HOME	0- 1	0- 2	1- 0				
3- 2	0- 0	0- 1	AWAY	0- 0	1- 1	2- 0				
0- 0	0- 0	0- 0	NEUTRAL	0- 0	0- 0	0- 0				
3- 1	0- 0	0- 0	CONFERENCE	0- 1	0- 0	3- 0				
2- 0	0- 0	0- 0	HOME	0- 0	0- 0	2- 0				
1- 1	0- 0	0- 0	AWAY	0- 1	0- 0	1- 0				
0- 0	0- 0	0- 0	NEUTRAL	0- 0	0- 0	0- 0				

RPI 1-25				RPI 26-50				RPI 51-100				RPI 101+ Team's RPI: 129			
RPI	S	Opponent	Score	RPI	S	Opponent	Score	RPI	S	Opponent	Score	RPI	S	Opponent	Score
9	H	Mississippi St.	63 98	39	H	Texas A&M	40 61	63	H	Kansas St.	47 53	101	H	Western Ky.	56 68
				50	A	LSU	45 60	86	A	Troy	66 71	117	H	Rice	65 79
												127	A	Tulsa	63 53
												138	A	Missouri St.	44 48
												151	A	Louisiana Tech	69 58
												176	A	South Alabama	65 42
												272	A	Memphis	63 60
												275	H	Fla. Atlantic	61 38
												278	H	Louisiana	62 48
												311	H	La. -Monroe	63 44

LAST 12 Division I GAMES:															
138	A	Missouri St.	44 48	176	A	South Alabama	65 42								
272	A	Memphis	63 60	86	A	Troy	66 71								
127	A	Tulsa	63 53	278	H	Louisiana	62 48								
63	H	Kansas St.	47 53	311	H	La. -Monroe	63 44								
101	H	Western Ky.	56 68	50	A	LSU	45 60								
9	H	Mississippi St.	63 98	39	H	Texas A&M	40 61								

Non-Div I Games:

Little Rock

Average RPI Win:	198	WON-LOST	WINNING	LAST 10	STRENGTH OF	OPP. STRENGTH	TEAM	ADJ.	CONF.	ADJ CONF.
Average RPI Loss:	124	RECORD	PCT. RANK	GAMES	SCHEDULE	OF SCHEDULE	RPI	RPI	RPI	RPI
DIV. I ONLY	4- 10	272	4-6	102	145	216	216	22	22	
DIV. I NON-CONF.	3- 10	278	0- 0	103	139	249	249	21	21	

TOTALS	RPI 1-25	RPI 26-50	W-L RECORDS	RPI 51-100	RPI 101-150	RPI 150+				
4- 10	0- 1	0- 1	OVERALL	0- 3	2- 2	2- 3				
2- 6	0- 0	0- 0	HOME	0- 3	1- 0	1- 3				
2- 4	0- 1	0- 1	AWAY	0- 0	1- 2	1- 0				
0- 0	0- 0	0- 0	NEUTRAL	0- 0	0- 0	0- 0				
3- 10	0- 1	0- 1	NON-CONFERENCE	0- 3	2- 2	1- 3				
2- 6	0- 0	0- 0	HOME	0- 3	1- 0	1- 3				
1- 4	0- 1	0- 1	AWAY	0- 0	1- 2	0- 0				
0- 0	0- 0	0- 0	NEUTRAL	0- 0	0- 0	0- 0				
1- 0	0- 0	0- 0	CONFERENCE	0- 0	0- 0	1- 0				
0- 0	0- 0	0- 0	HOME	0- 0	0- 0	0- 0				
1- 0	0- 0	0- 0	AWAY	0- 0	0- 0	1- 0				
0- 0	0- 0	0- 0	NEUTRAL	0- 0	0- 0	0- 0				

RPI 1-25				RPI 26-50				RPI 51-100				RPI 101+				Team's RPI: 216
RPI	S	Opponent	Score	RPI	S	Opponent	Score	RPI	S	Opponent	Score	RPI	S	Opponent	Score	
5	A	Oregon	48 110	43	A	Utah	59 82	57	H	Arizona	43 70	106	H	Idaho	70 63	
								61	H	Southern Cal i forn i a	50 86	110	A	Montana St.	62 85	
								69	H	UNI	64 71	126	A	Loyola Marymount	62 71	
												142	A	Utah St.	50 48	
												210	A	UC Ri versi de	63 45	
												227	H	San Diego	56 60	
												253	H	Nevada	67 76	
												292	H	Cal i forn i a Bapt i st	83 85	
												333	H	Grand Canyon	57 50	
LAST 12 Div i s i o n I GAMES:																
57	H	Ari zona	43 70	210	A	UC Ri versi de	63 45									
227	H	San Diego	56 60	142	A	Utah St.	50 48									
5	A	Oregon	48 110	333	H	Grand Canyon	57 50									
110	A	Montana St.	62 85	126	A	Loyola Marymount	62 71									
106	H	Idaho	70 63	253	H	Nevada	67 76									
69	H	UNI	64 71	43	A	Utah	59 82									

Non-Di v I Games:

Long Beach St.

Average RPI Win:	251	WON-LOST	WINNING	LAST 10	STRENGTH OF	OPP. STRENGTH	TEAM	ADJ.	CONF.	ADJ CONF.
Average RPI Loss:	235	RECORD	PCT. RANK	GAMES	SCHEDULE	OF SCHEDULE	RPI	RPI	RPI	RPI
DIV. I ONLY	1- 13	338	0-10	288	348	347	347	28	28	
DIV. I NON-CONF.	1- 9	326	0- 0	208	343	338	338	29	29	

TOTALS	RPI 1-25	RPI 26-50	W-L RECORDS	RPI 51-100	RPI 101-150	RPI 150+				
1- 13	0- 0	0- 0	OVERALL	0- 1	0- 0	1- 12				
1- 5	0- 0	0- 0	HOME	0- 0	0- 0	1- 5				
0- 7	0- 0	0- 0	AWAY	0- 1	0- 0	0- 6				
0- 1	0- 0	0- 0	NEUTRAL	0- 0	0- 0	0- 1				
1- 9	0- 0	0- 0	NON-CONFERENCE	0- 1	0- 0	1- 8				
1- 4	0- 0	0- 0	HOME	0- 0	0- 0	1- 4				
0- 4	0- 0	0- 0	AWAY	0- 1	0- 0	0- 3				
0- 1	0- 0	0- 0	NEUTRAL	0- 0	0- 0	0- 1				
0- 4	0- 0	0- 0	CONFERENCE	0- 0	0- 0	0- 4				
0- 1	0- 0	0- 0	HOME	0- 0	0- 0	0- 1				
0- 3	0- 0	0- 0	AWAY	0- 0	0- 0	0- 3				
0- 0	0- 0	0- 0	NEUTRAL	0- 0	0- 0	0- 0				

RPI 1-25				RPI 26-50				RPI 51-100				RPI 101+ Team's RPI: 347			
RPI	S	Opponent	Score	RPI	S	Opponent	Score	RPI	S	Opponent	Score	RPI	S	Opponent	Score
								75	A	Virginia Tech	39 93	159	A	UNCW	33 35
												164	A	VCU	55 84
												198	N	East Carolina	52 61
												219	H	Eastern Mich.	45 64
												220	A	Hampton	40 66
												231	H	Saint Francis (PA)	88 91
												248	H	Wofford	72 101
												251	H	UMES	83 71
												276	A	Winthrop	69 77
												279	A	Norfolk St.	42 74
												319	A	Presbyterian	66 81
												325	H	Wagner	60 86
												341	H	Charleston So.	74 81
LAST 12 Division I GAMES:															
								75	A	Virginia Tech	39 93	220	A	Hampton	40 66
								159	A	UNCW	33 35	341	H	Charleston So.	74 81
								198	N	East Carolina	52 61	319	A	Presbyterian	66 81
								219	H	Eastern Mich.	45 64	276	A	Winthrop	69 77
								279	A	Norfolk St.	42 74	231	H	Saint Francis (PA)	88 91
								248	H	Wofford	72 101	251	H	UMES	83 71

Non-Div I Games:

Longwood

Average RPI Win:	286	WON-LOST	WINNING	LAST 10	STRENGTH OF	OPP. STRENGTH	TEAM	ADJ.	CONF.	ADJ CONF.
Average RPI Loss:	137	RECORD	PCT. RANK	GAMES	SCHEDULE	OF SCHEDULE	RPI	RPI	RPI	RPI
DIV. I ONLY	4- 10	272	2-8	230	170	278	278	15	15	
DIV. I NON-CONF.	2- 8	293	0- 0	228	194	295	295	16	16	

TOTALS	RPI 1-25	RPI 26-50	W-L RECORDS	RPI 51-100	RPI 101-150	RPI 150+				
4- 10	0- 1	0- 2	OVERALL	0- 1	0- 2	4- 4				
3- 3	0- 0	0- 1	HOME	0- 1	0- 0	3- 1				
1- 6	0- 1	0- 1	AWAY	0- 0	0- 2	1- 2				
0- 1	0- 0	0- 0	NEUTRAL	0- 0	0- 0	0- 1				
2- 8	0- 1	0- 2	NON-CONFERENCE	0- 1	0- 0	2- 4				
1- 3	0- 0	0- 1	HOME	0- 1	0- 0	1- 1				
1- 4	0- 1	0- 1	AWAY	0- 0	0- 0	1- 2				
0- 1	0- 0	0- 0	NEUTRAL	0- 0	0- 0	0- 1				
2- 2	0- 0	0- 0	CONFERENCE	0- 0	0- 2	2- 0				
2- 0	0- 0	0- 0	HOME	0- 0	0- 0	2- 0				
0- 2	0- 0	0- 0	AWAY	0- 0	0- 2	0- 0				
0- 0	0- 0	0- 0	NEUTRAL	0- 0	0- 0	0- 0				

RPI	S	Opponent	Score	RPI	S	Opponent	Score	RPI	S	Opponent	Score	RPI	S	Opponent	Score	Team's RPI: 278
9	A	Mississippi St.	36 104	48	A	Auburn	59 71	77	H	Lamar University	77 79	122	A	Arkansas St.	75 87	
				50	H	LSU	54 76					129	A	Little Rock	48 62	
												185	H	Georgia St.	57 54	
												187	A	Ole Miss	57 79	
												218	H	Sam Houston St.	62 68	
												242	A	UTRGV	60 75	
												282	H	Ga. Southern	59 48	
												288	N	A&M-Corpus Christi	63 64	
												331	H	Jackson St.	68 61	
												345	A	McNeese	70 59	

LAST 12 Division I GAMES:																
9	A	Mississippi St.	36 104	282	H	Ga. Southern	59 48	185	H	Georgia St.	57 54	129	A	Little Rock	48 62	
50	H	LSU	54 76	187	A	Ole Miss	57 79	122	A	Arkansas St.	75 87	331	H	Jackson St.	68 61	
218	H	Sam Houston St.	62 68	242	A	UTRGV	60 75	345	A	McNeese	70 59					
288	N	A&M-Corpus Christi	63 64													

Non-Div I Games: Dillard 69 72

Louisiana

Average RPI Win:	193	WON-LOST	WINNING	LAST 10	STRENGTH OF	OPP. STRENGTH	TEAM	ADJ.	CONF.	ADJ CONF.
Average RPI Loss:	138	RECORD	PCT. RANK	GAMES	SCHEDULE	OF SCHEDULE	RPI	RPI	RPI	RPI
DIV. I ONLY	8- 8	166	5-5	129	169	151	151	16	16	
DIV. I NON-CONF.	7- 5	132	1- 0	250	72	148	148	19	19	

TOTALS	RPI 1-25	RPI 26-50	W-L RECORDS	RPI 51-100	RPI 101-150	RPI 150+				
8- 8	0- 1	0- 0	OVERALL	0- 1	3- 3	5- 3				
3- 3	0- 0	0- 0	HOME	0- 0	1- 2	2- 1				
4- 4	0- 1	0- 0	AWAY	0- 1	1- 0	3- 2				
1- 1	0- 0	0- 0	NEUTRAL	0- 0	1- 1	0- 0				
7- 5	0- 1	0- 0	NON-CONFERENCE	0- 0	3- 2	4- 2				
3- 1	0- 0	0- 0	HOME	0- 0	1- 1	2- 0				
3- 3	0- 1	0- 0	AWAY	0- 0	1- 0	2- 2				
1- 1	0- 0	0- 0	NEUTRAL	0- 0	1- 1	0- 0				
1- 3	0- 0	0- 0	CONFERENCE	0- 1	0- 1	1- 1				
0- 2	0- 0	0- 0	HOME	0- 0	0- 1	0- 1				
1- 1	0- 0	0- 0	AWAY	0- 1	0- 0	1- 0				
0- 0	0- 0	0- 0	NEUTRAL	0- 0	0- 0	0- 0				

RPI 1-25				RPI 26-50				RPI 51-100				RPI 101+ Team's RPI: 151			
RPI S	Opponent	Score		RPI S	Opponent	Score		RPI S	Opponent	Score		RPI S	Opponent	Score	
15 A	Ari zona St.	44	80					59 A	Mi ddl e Tenn.	38	75	113 N	Al abama	79	62
												117 H	Ri ce	51	61
												122 A	Arkansas St.	80	70
												124 H	Houston	100	88
												129 H	Li ttle Rock	58	69
												138 N	Missouri St.	70	82
												171 A	UAB	73	68
												179 A	UMKC	70	80
												187 H	Ole Mi ss	80	71
												200 H	North Texas	54	65
												213 H	Southeastern La.	72	53
												266 A	Wi chi ta St.	56	70
												272 A	Memphi s	66	50
												345 A	McNeese	89	48

LAST 12 Division I GAMES:															
200 H	North Texas	54	65	113 N	Al abama	79	62								
345 A	McNeese	89	48	59 A	Mi ddl e Tenn.	38	75								
179 A	UMKC	70	80	171 A	UAB	73	68								
138 N	Missouri St.	70	82	117 H	Ri ce	51	61								
187 H	Ole Mi ss	80	71	15 A	Ari zona St.	44	80								
213 H	Southeastern La.	72	53	266 A	Wi chi ta St.	56	70								

Non-Div I Games: LSU-Alexandria 112 70

Louisiana Tech

Average RPI Win: 101 WON-LOST RECORD WINNING PCT. RANK LAST 10 GAMES STRENGTH OF SCHEDULE OPP. STRENGTH OF SCHEDULE TEAM RPI ADJ. RPI CONF. RPI ADJ CONF. RPI

DIV. I ONLY	15- 1	5	9-1	24	3	6	6	1	1
DIV. I NON-CONF.	12- 0	1	0- 0	46	23	6	6	1	1

TOTALS	RPI 1-25	RPI 26-50	W-L RECORDS	RPI 51-100	RPI 101-150	RPI 150+			
15- 1	2- 1	4- 0	OVERALL	2- 0	5- 0	2- 0			
8- 0	0- 0	3- 0	HOME	1- 0	2- 0	2- 0			
5- 1	1- 1	1- 0	AWAY	1- 0	2- 0	0- 0			
2- 0	1- 0	0- 0	NEUTRAL	0- 0	1- 0	0- 0			
12- 0	2- 0	1- 0	NON-CONFERENCE	2- 0	5- 0	2- 0			
6- 0	0- 0	1- 0	HOME	1- 0	2- 0	2- 0			
4- 0	1- 0	0- 0	AWAY	1- 0	2- 0	0- 0			
2- 0	1- 0	0- 0	NEUTRAL	0- 0	1- 0	0- 0			
3- 1	0- 1	3- 0	CONFERENCE	0- 0	0- 0	0- 0			
2- 0	0- 0	2- 0	HOME	0- 0	0- 0	0- 0			
1- 1	0- 1	1- 0	AWAY	0- 0	0- 0	0- 0			
0- 0	0- 0	0- 0	NEUTRAL	0- 0	0- 0	0- 0			

RPI 1-25	Team's RPI: 6	RPI 26-50	RPI 51-100	RPI 101+
RPI S Opponent Score		RPI S Opponent Score	RPI S Opponent Score	RPI S Opponent Score
1 A Notre Dame 68 82		30 H Kentucky 80 75	58 A Boise St. 74 55	101 A Western Ky. 102 80
15 N Arizona St. 58 56		34 H Georgia Tech 61 44	92 H Nebraska 85 68	107 N Hartford 86 69
18 A Central Mich. 72 68		40 A Duke 73 51		125 H UT Martin 102 62
		47 H North Carolina 73 66		131 A Chattanooga 75 49
				140 H Miami (OH) 95 73
				267 H Northern Ky. 92 59
				315 H Tennessee St. 107 52

LAST 12 Division I GAMES:				
18 A Central Mich. 72 68		34 H Georgia Tech 61 44		
267 H Northern Ky. 92 59		1 A Notre Dame 68 82		
30 H Kentucky 80 75		40 A Duke 73 51		
125 H UT Martin 102 62		47 H North Carolina 73 66		
315 H Tennessee St. 107 52		140 H Miami (OH) 95 73		
92 H Nebraska 85 68		107 N Hartford 86 69		

Non-Div I Games:

Louisville

Average RPI	Win:	308	WON-LOST	WINNING	LAST 10	STRENGTH OF	OPP. STRENGTH	TEAM	ADJ.	CONF.	ADJ CONF.
Average RPI	Loss:	95	RECORD	PCT. RANK	GAMES	SCHEDULE	OF SCHEDULE	RPI	RPI	RPI	RPI
DIV. I ONLY	7- 7	166	5-5	294	245	237	237	13	13		
DIV. I NON-CONF.	6- 5	143	0- 0	321	311	259	259	14	14		

TOTALS	RPI 1-25	RPI 26-50	W-L RECORDS	RPI 51-100	RPI 101-150	RPI 150+					
7- 7	0- 1	0- 2	OVERALL	0- 1	0- 1	7- 2					
5- 2	0- 0	0- 1	HOME	0- 0	0- 0	5- 1					
2- 5	0- 1	0- 1	AWAY	0- 1	0- 1	2- 1					
0- 0	0- 0	0- 0	NEUTRAL	0- 0	0- 0	0- 0					
6- 5	0- 0	0- 2	NON-CONFERENCE	0- 0	0- 1	6- 2					
4- 2	0- 0	0- 1	HOME	0- 0	0- 0	4- 1					
2- 3	0- 0	0- 1	AWAY	0- 0	0- 1	2- 1					
0- 0	0- 0	0- 0	NEUTRAL	0- 0	0- 0	0- 0					
1- 2	0- 1	0- 0	CONFERENCE	0- 1	0- 0	1- 0					
1- 0	0- 0	0- 0	HOME	0- 0	0- 0	1- 0					
0- 2	0- 1	0- 0	AWAY	0- 1	0- 0	0- 0					
0- 0	0- 0	0- 0	NEUTRAL	0- 0	0- 0	0- 0					

RPI 1-25				RPI 26-50				RPI 51-100				RPI 101+ Team's RPI: 237			
RPI	S	Opponent	Score	RPI	S	Opponent	Score	RPI	S	Opponent	Score	RPI	S	Opponent	Score
14	A	Drake	60 69	36	H	DePaul	76 102	69	A	UNI	52 64	119	A	Youngstown St.	63 74
				45	A	Purdue	41 65					179	H	UMKC	74 88
												206	A	Bowling Green	74 88
												211	H	SIUE	56 43
												294	A	Western Mi ch.	64 53
												306	H	Valparaiso	80 54
												332	H	Detroit Mercy	52 43
												336	H	Purdue Fort Wayne	81 67
												337	A	UIC	75 60
												342	H	Chicago St.	76 40
LAST 12 Division I GAMES:															
179	H	UMKC	74 88	69	A	UNI	52 64								
45	A	Purdue	41 65	14	A	Drake	60 69								
211	H	SIUE	56 43	306	H	Valparaiso	80 54								
294	A	Western Mi ch.	64 53	36	H	DePaul	76 102								
336	H	Purdue Fort Wayne	81 67	206	A	Bowling Green	74 88								
342	H	Chicago St.	76 40	337	A	UIC	75 60								

Non-Div I Games:

Loyol a Chi cago

Average RPI Win: 241
Average RPI Loss: 186

WON-LOST
RECORD

WINNING
PCT. RANK

LAST 10
GAMES

STRENGTH OF
SCHEDULE

OPP. STRENGTH
OF SCHEDULE

TEAM
RPI

ADJ.
RPI

CONF.
RPI

ADJ CONF.
RPI

DIV. I ONLY	1- 14	342	1-9	148	314	314	314	20	20
DIV. I NON-CONF.	1- 10	330	0- 1	129	286	289	289	24	24
<hr/>									
TOTALS	RPI 1-25	RPI 26-50	W-L RECORDS	RPI 51-100	RPI 101-150	RPI 150+			
1- 14	0- 1	0- 0	OVERALL	0- 3	0- 1	1- 9			
0- 5	0- 0	0- 0	HOME	0- 0	0- 1	0- 4			
1- 8	0- 1	0- 0	AWAY	0- 2	0- 0	1- 5			
0- 1	0- 0	0- 0	NEUTRAL	0- 1	0- 0	0- 0			
1- 10	0- 1	0- 0	NON-CONFERENCE	0- 3	0- 0	1- 6			
0- 3	0- 0	0- 0	HOME	0- 0	0- 0	0- 3			
1- 6	0- 1	0- 0	AWAY	0- 2	0- 0	1- 3			
0- 1	0- 0	0- 0	NEUTRAL	0- 1	0- 0	0- 0			
0- 4	0- 0	0- 0	CONFERENCE	0- 0	0- 1	0- 3			
0- 2	0- 0	0- 0	HOME	0- 0	0- 1	0- 1			
0- 2	0- 0	0- 0	AWAY	0- 0	0- 0	0- 2			
0- 0	0- 0	0- 0	NEUTRAL	0- 0	0- 0	0- 0			

RPI 1-25				RPI 26-50				RPI 51-100				RPI 101+ Team's RPI: 314			
RPI	S	Opponent	Score	RPI	S	Opponent	Score	RPI	S	Opponent	Score	RPI	S	Opponent	Score
22	A	Maryl and	48 83					79	N	Boston College	47 73	120	H	Boston U.	62 64
								90	A	Towson	57 62	165	H	William & Mary	49 65
								93	A	Georgetown	30 45	203	H	Navy	46 58
												225	A	Dartmouth	41 54
												234	H	Mt. St. Mary's	67 77
												241	A	Monmouth	75 67
												246	A	George Mason	38 70
												247	A	Holy Cross	60 78
												281	A	Saint Joseph's	46 49
												286	H	St. Francis Brooklyn	70 75
												309	A	Army West Point	57 69
<hr/>															
LAST 12 Division I GAMES:															
203	H	Navy	46 58	281	A	Saint Joseph's	46 49								
241	A	Monmouth	75 67	247	A	Holy Cross	60 78								
22	A	Maryl and	48 83	120	H	Boston U.	62 64								
286	H	St. Francis Brooklyn	70 75	309	A	Army West Point	57 69								
90	A	Towson	57 62	79	N	Boston College	47 73								
234	H	Mt. St. Mary's	67 77	165	H	William & Mary	49 65								

Non-Div I Games:

Loyola Maryl and

Loss, Non-Conf, S Site, H Home A Away N Neutral

Average RPI Win: 180

Average RPI Loss: 102

WON-LOST
RECORDWINNING
PCT. RANKLAST 10
GAMESSTRENGTH OF
SCHEDULEOPP. STRENGTH
OF SCHEDULETEAM
RPIADJ.
RPICONF.
RPIADJ CONF.
RPIDIV. I ONLY
DIV. I NON-CONF.10- 8
7- 5142
1324-6
1- 088
128111
135126
113126
1137
77
7

TOTALS

RPI 1-25

RPI 26-50

W-L RECORDS

RPI 51-100

RPI 101-150

RPI 150+

10- 8

0- 3

1- 1

OVERALL

1- 0

2- 0

6- 4

6- 3

0- 1

1- 0

HOME

0- 0

2- 0

3- 2

4- 2

0- 0

0- 1

AWAY

1- 0

0- 0

3- 1

0- 3

0- 2

0- 0

NEUTRAL

0- 0

0- 0

0- 1

7- 5

0- 2

1- 0

NON-CONFERENCE

1- 0

1- 0

4- 3

4- 1

0- 0

1- 0

HOME

0- 0

1- 0

2- 1

3- 1

0- 0

0- 0

AWAY

1- 0

0- 0

2- 1

0- 3

0- 2

0- 0

NEUTRAL

0- 0

0- 0

0- 1

3- 3

0- 1

0- 1

CONFERENCE

0- 0

1- 0

2- 1

2- 2

0- 1

0- 0

HOME

0- 0

1- 0

1- 1

1- 1

0- 0

0- 1

AWAY

0- 0

0- 0

1- 0

0- 0

0- 0

0- 0

NEUTRAL

0- 0

0- 0

0- 0

RPI 1-25

RPI 26-50

RPI 51-100

RPI 101+

Team's RPI: 126

RPI	S	Opponent	Score
11	H	Gonzaga	53 78
16	N	Indiana	43 67
21	N	South Dakota	40 67

RPI	S	Opponent	Score
28	A	BYU	44 55
38	H	UCLA	69 63

RPI	S	Opponent	Score
57	A	Arizona	66 64

RPI	S	Opponent	Score
139	H	UC Davis	60 53
143	H	Portland	76 58
158	H	Santa Clara	75 83
161	A	CSUN	72 53
163	A	Denver	75 104
180	N	Grambling	61 62
216	H	Long Beach St.	71 62
227	A	San Diego	69 52
239	H	Northern Ariz.	62 63
245	H	San Francisco	66 58
259	H	Robert Morris	61 53
317	A	UC Santa Barbara	70 57

LAST 12 Division I GAMES:

227	A	San Diego	69 52	259	H	Robert Morris	61 53
143	H	Portland	76 58	158	H	Santa Clara	75 83
11	H	Gonzaga	53 78	245	H	San Francisco	66 58
180	N	Grambling	61 62	28	A	BYU	44 55
21	N	South Dakota	40 67	216	H	Long Beach St.	71 62
16	N	Indiana	43 67	161	A	CSUN	72 53

Non-Div I Games:

Loyola Marymount

Loss,
 Non-Conf,
 S Site,
 H Home
A Away
 N Neutral

Average RPI Win:	205	WON-LOST	WINNING	LAST 10	STRENGTH OF	OPP. STRENGTH	TEAM	ADJ.	CONF.	ADJ CONF.
Average RPI Loss:	59	RECORD	PCT. RANK	GAMES	SCHEDULE	OF SCHEDULE	RPI	RPI	RPI	RPI
DIV. I ONLY	11- 6	95	6-4	140	102	85	85	23	23	
DIV. I NON-CONF.	7- 6	153	0- 1	48	42	56	56	23	23	

TOTALS	RPI 1-25	RPI 26-50	W-L RECORDS	RPI 51-100	RPI 101-150	RPI 150+				
11- 6	0- 1	1- 3	OVERALL	2- 0	1- 2	7- 0				
5- 1	0- 0	0- 1	HOME	0- 0	1- 0	4- 0				
4- 4	0- 1	1- 2	AWAY	1- 0	0- 1	2- 0				
2- 1	0- 0	0- 0	NEUTRAL	1- 0	0- 1	1- 0				
7- 6	0- 1	1- 3	NON-CONFERENCE	2- 0	1- 2	3- 0				
2- 1	0- 0	0- 1	HOME	0- 0	1- 0	1- 0				
3- 4	0- 1	1- 2	AWAY	1- 0	0- 1	1- 0				
2- 1	0- 0	0- 0	NEUTRAL	1- 0	0- 1	1- 0				
4- 0	0- 0	0- 0	CONFERENCE	0- 0	0- 0	4- 0				
3- 0	0- 0	0- 0	HOME	0- 0	0- 0	3- 0				
1- 0	0- 0	0- 0	AWAY	0- 0	0- 0	1- 0				
0- 0	0- 0	0- 0	NEUTRAL	0- 0	0- 0	0- 0				

RPI 1-25				RPI 26-50				RPI 51-100				RPI 101+			
RPI	S	Opponent	Score	RPI	S	Opponent	Score	RPI	S	Opponent	Score	RPI	S	Opponent	Score
8	A	NC State	46 84	29	A	Northeastern	55 63	64	N	Penn	47 46	103	A	Fordham	64 72
				40	H	Duke	63 66	67	A	Harvard	67 60	109	H	Toledo	73 59
				42	A	Green Bay	39 70					131	N	Chattanooga	61 66
				47	A	North Carolina	85 73					238	H	Brown	102 96
												265	N	N.C. A&T	58 52
												277	A	Bryant	74 57
												295	H	UMBC	84 44
												296	H	Albany (NY)	76 65
												297	A	Vermont	63 51
												301	H	New Hampshire	67 46

LAST 12 Division I GAMES:															
301	H	New Hampshire	67 46	131	N	Chattanooga	61 66	296	H	Albany (NY)	76 65				
103	A	Fordham	64 72	297	A	Vermont	63 51	295	H	UMBC	84 44				
29	A	Northeastern	55 63	47	A	North Carolina	85 73	64	N	Penn	47 46				
8	A	NC State	46 84												
238	H	Brown	102 96												
67	A	Harvard	67 60												

Non-Div I Games:

Maine

Average RPI Win:	339	WON-LOST	WINNING	LAST 10	STRENGTH OF	OPP. STRENGTH	TEAM	ADJ.	CONF.	ADJ CONF.
Average RPI Loss:	224	RECORD	PCT. RANK	GAMES	SCHEDULE	OF SCHEDULE	RPI	RPI	RPI	RPI
DIV. I ONLY	2- 12	322	1-9	244	351	340	340	27	27	
DIV. I NON-CONF.	2- 9	297	0- 0	221	351	335	335	28	28	
<hr/>										
TOTALS	RPI 1-25	RPI 26-50	W-L RECORDS	RPI 51-100	RPI 101-150	RPI 150+				
2- 12	0- 0	0- 0	OVERALL	0- 1	0- 2	2- 9				
2- 5	0- 0	0- 0	HOME	0- 1	0- 1	2- 3				
0- 7	0- 0	0- 0	AWAY	0- 0	0- 1	0- 6				
0- 0	0- 0	0- 0	NEUTRAL	0- 0	0- 0	0- 0				
2- 9	0- 0	0- 0	NON-CONFERENCE	0- 1	0- 2	2- 6				
2- 5	0- 0	0- 0	HOME	0- 1	0- 1	2- 3				
0- 4	0- 0	0- 0	AWAY	0- 0	0- 1	0- 3				
0- 0	0- 0	0- 0	NEUTRAL	0- 0	0- 0	0- 0				
0- 3	0- 0	0- 0	CONFERENCE	0- 0	0- 0	0- 3				
0- 0	0- 0	0- 0	HOME	0- 0	0- 0	0- 0				
0- 3	0- 0	0- 0	AWAY	0- 0	0- 0	0- 3				
0- 0	0- 0	0- 0	NEUTRAL	0- 0	0- 0	0- 0				

RPI 1-25				RPI 26-50				RPI 51-100				RPI 101+ Team's RPI: 340					
RPI	S	Opponent	Score	RPI	S	Opponent	Score	RPI	S	Opponent	Score	RPI	S	Opponent	Score		
								83	H	Wright St.	44	60	103	A	Fordham	61	65
												134	H	Stony Brook	48	79	
												157	H	Drexel	39	53	
												230	A	Niagara	51	61	
												236	H	Sacred Heart	46	74	
												247	A	Holy Cross	53	61	
												283	A	Siena	56	62	
												286	A	St. Francis Brooklyn	65	73	
												296	A	Albany (NY)	54	60	
												299	A	Canisius	44	47	
												327	H	Lafayette	60	49	
												332	H	Detroit Mercy	56	58	
												350	H	LIU Brooklyn	61	46	
LAST 12 Division I GAMES:																	
				236	H	Sacred Heart	46	74		283	A	Siena	56	62			
				83	H	Wright St.	44	60		230	A	Niagara	51	61			
				157	H	Drexel	39	53		299	A	Canisius	44	47			
				327	H	Lafayette	60	49		247	A	Holy Cross	53	61			
				103	A	Fordham	61	65		134	H	Stony Brook	48	79			
				332	H	Detroit Mercy	56	58		296	A	Albany (NY)	54	60			

Non-Div I Games:

Manhattan

Average RPI	Win: 219	WON-LOST RECORD	WINNING PCT. RANK	LAST 10 GAMES	STRENGTH OF SCHEDULE	OPP. STRENGTH OF SCHEDULE	TEAM RPI	ADJ. RPI	CONF. RPI	ADJ CONF. RPI
Average RPI	Loss: 93									
DIV. I ONLY	12- 5	72	6-4	220	174	116	116	27	27	
DIV. I NON-CONF.	8- 4	91	0- 0	173	142	96	96	28	28	

TOTALS	RPI 1-25	RPI 26-50	W-L RECORDS	RPI 51-100	RPI 101-150	RPI 150+				
12- 5	0- 0	1- 1	OVERALL	0- 3	1- 0	10- 1				
4- 2	0- 0	1- 0	HOME	0- 1	1- 0	2- 1				
6- 2	0- 0	0- 1	AWAY	0- 1	0- 0	6- 0				
2- 1	0- 0	0- 0	NEUTRAL	0- 1	0- 0	2- 0				
8- 4	0- 0	1- 1	NON-CONFERENCE	0- 2	1- 0	6- 1				
3- 1	0- 0	1- 0	HOME	0- 0	1- 0	1- 1				
3- 2	0- 0	0- 1	AWAY	0- 1	0- 0	3- 0				
2- 1	0- 0	0- 0	NEUTRAL	0- 1	0- 0	2- 0				
4- 1	0- 0	0- 0	CONFERENCE	0- 1	0- 0	4- 0				
1- 1	0- 0	0- 0	HOME	0- 1	0- 0	1- 0				
3- 0	0- 0	0- 0	AWAY	0- 0	0- 0	3- 0				
0- 0	0- 0	0- 0	NEUTRAL	0- 0	0- 0	0- 0				

RPI 1-25				RPI 26-50				RPI 51-100				RPI 101+				Team's RPI: 116	
RPI	S	Opponent	Score	RPI	S	Opponent	Score	RPI	S	Opponent	Score	RPI	S	Opponent	Score		
29	H	Northeastern	90 84					70	H	Qui nni pi ac	69 76	120	H	Boston U.	68 57		
40	A	Duke	56 64					83	N	Wright St.	60 76	181	H	Massachusetts	55 70		
								89	A	Princeton	57 60	188	A	Elon	61 57		
												203	A	Navy	72 48		
												230	A	Niagara	87 58		
												231	N	Hofstra	71 57		
												240	N	Stetson	76 69		
												241	H	Monmouth	69 45		
												250	H	Temple	74 68		
												296	A	Albany (NY)	74 56		
												298	A	Fairfield	56 46		
												299	A	Canisius	71 66		
LAST 12 Division I GAMES:																	
230	A	Niagara	87 58	241	H	Monmouth	69 45										
181	H	Massachusetts	55 70	298	A	Fairfield	56 46										
29	H	Northeastern	90 84	70	H	Quinnipiac	69 76										
89	A	Princeton	57 60	299	A	Canisius	71 66										
296	A	Albany (NY)	74 56	188	A	Elon	61 57										
40	A	Duke	56 64	83	N	Wright St.	60 76										

Non-Di v I Games:

Marist

Average RPI Win:	109	WON-LOST	WINNING	LAST 10	STRENGTH OF	OPP. STRENGTH	TEAM	ADJ.	CONF.	ADJ CONF.
Average RPI Loss:	17	RECORD	PCT. RANK	GAMES	SCHEDULE	OF SCHEDULE	RPI	RPI	RPI	RPI
DIV. I ONLY	14- 3	27	8-2	25	8	13	13	5	5	
DIV. I NON-CONF.	9- 3	62	1- 0	26	13	17	17	4	4	
<hr/>										
TOTALS	RPI 1-25	RPI 26-50	W-L RECORDS	RPI 51-100	RPI 101-150	RPI 150+				
14- 3	0- 2	3- 1	OVERALL	6- 0	2- 0	3- 0				
10- 1	0- 1	3- 0	HOME	3- 0	2- 0	2- 0				
4- 2	0- 1	0- 1	AWAY	3- 0	0- 0	1- 0				
0- 0	0- 0	0- 0	NEUTRAL	0- 0	0- 0	0- 0				
9- 3	0- 2	2- 1	NON-CONFERENCE	3- 0	1- 0	3- 0				
7- 1	0- 1	2- 0	HOME	2- 0	1- 0	2- 0				
2- 2	0- 1	0- 1	AWAY	1- 0	0- 0	1- 0				
0- 0	0- 0	0- 0	NEUTRAL	0- 0	0- 0	0- 0				
5- 0	0- 0	1- 0	CONFERENCE	3- 0	1- 0	0- 0				
3- 0	0- 0	1- 0	HOME	1- 0	1- 0	0- 0				
2- 0	0- 0	0- 0	AWAY	2- 0	0- 0	0- 0				
0- 0	0- 0	0- 0	NEUTRAL	0- 0	0- 0	0- 0				

RPI 1-25				RPI 26-50				RPI 51-100				RPI 101+			
RPI	S	Opponent	Score	RPI	S	Opponent	Score	RPI	S	Opponent	Score	RPI	S	Opponent	Score
1	H	Notre Dame	63 87	27	H	South Dakota St.	91 52	53	A	Villanova	91 55	108	H	Providence	85 46
9	A	Mississippi St.	82 87	36	H	DePaul	96 63	60	H	Michigan	85 74	110	H	Montana St.	100 52
				41	A	Miami (FL)	55 63	69	H	UNI	102 61	182	A	Milwaukee	83 74
				42	H	Green Bay	80 54	74	H	Creighton	85 67	243	H	Binghamton	93 40
								93	A	Georgetown	72 62	337	H	UIC	96 32
								94	A	Northwestern	76 57				
<hr/>															
LAST 12 Division I GAMES:															
				36	H	DePaul	96 63	69	H	UNI	102 61				
				74	H	Creighton	85 67	41	A	Miami (FL)	55 63				
				108	H	Providence	85 46	93	A	Georgetown	72 62				
				1	H	Notre Dame	63 87	53	A	Villanova	91 55				
				243	H	Binghamton	93 40	94	A	Northwestern	76 57				
				42	H	Green Bay	80 54	9	A	Mississippi St.	82 87				

Non-Div I Games:

Marquette

Average RPI Win:	252	WON-LOST	WINNING	LAST 10	STRENGTH OF	OPP. STRENGTH	TEAM	ADJ.	CONF.	ADJ CONF.
Average RPI Loss:	127	RECORD	PCT. RANK	GAMES	SCHEDULE	OF SCHEDULE	RPI	RPI	RPI	RPI
DIV. I ONLY	7- 8	188	6-4	290	152	263	263	16	16	
DIV. I NON-CONF.	5- 7	206	0- 0	335	184	317	317	19	19	

TOTALS	RPI 1-25	RPI 26-50	W-L RECORDS	RPI 51-100	RPI 101-150	RPI 150+				
7- 8	0- 0	0- 1	OVERALL	1- 1	1- 3	5- 3				
7- 2	0- 0	0- 0	HOME	1- 1	1- 1	5- 0				
0- 6	0- 0	0- 1	AWAY	0- 0	0- 2	0- 3				
0- 0	0- 0	0- 0	NEUTRAL	0- 0	0- 0	0- 0				
5- 7	0- 0	0- 1	NON-CONFERENCE	0- 1	0- 2	5- 3				
5- 2	0- 0	0- 0	HOME	0- 1	0- 1	5- 0				
0- 5	0- 0	0- 1	AWAY	0- 0	0- 1	0- 3				
0- 0	0- 0	0- 0	NEUTRAL	0- 0	0- 0	0- 0				
2- 1	0- 0	0- 0	CONFERENCE	1- 0	1- 1	0- 0				
2- 0	0- 0	0- 0	HOME	1- 0	1- 0	0- 0				
0- 1	0- 0	0- 0	AWAY	0- 0	0- 1	0- 0				
0- 0	0- 0	0- 0	NEUTRAL	0- 0	0- 0	0- 0				

RPI 1-25				RPI 26-50				RPI 51-100				RPI 101+ Team's RPI: 263			
RPI	S	Opponent	Score	RPI	S	Opponent	Score	RPI	S	Opponent	Score	RPI	S	Opponent	Score
44	A	Clemson	54 68	78	H	Old Dominion	57 48	101	A	Western Ky.	55 85				
				90	H	Towson	69 76	112	A	Appalachian St.	52 74				
								136	H	Charlotte	63 62				
								146	H	Indiana St.	53 62				
								152	A	Wisconsin	49 67				
								167	A	Southern Ill.	49 58				
								206	A	Bowling Green	76 99				
								260	H	Cleveland St.	86 64				
								287	H	Coppin St.	88 67				
								315	H	Tennessee St.	80 59				
								344	H	Evansville	72 65				
								346	H	Delaware St.	75 63				
LAST 12 Division I GAMES:															
90	H	Towson	69 76	101	A	Western Ky.	55 85								
44	A	Clemson	54 68	136	H	Charlotte	63 62								
315	H	Tennessee St.	80 59	78	H	Old Dominion	57 48								
260	H	Cleveland St.	86 64	346	H	Delaware St.	75 63								
152	A	Wisconsin	49 67	344	H	Evansville	72 65								
287	H	Coppin St.	88 67	112	A	Appalachian St.	52 74								

Non-Div I Games: Bluefield St. 82 29

Marshall

Average RPI	Win: 149	WON-LOST RECORD	WINNING PCT. RANK	LAST 10 GAMES	STRENGTH OF SCHEDULE	OPP. STRENGTH OF SCHEDULE	TEAM RPI	ADJ. RPI	CONF. RPI	ADJ CONF. RPI
Average RPI	Loss: 20									
DIV. I ONLY	15- 1	5	9-1	159	19	22	22	4	4	
DIV. I NON-CONF.	11- 0	1	0- 0	237	60	26	26	5	5	

TOTALS	RPI 1-25	RPI 26-50	W-L RECORDS	RPI 51-100	RPI 101-150	RPI 150+				
15- 1	1- 1	2- 0	OVERALL	5- 0	1- 0	6- 0				
8- 1	0- 1	2- 0	HOME	2- 0	1- 0	3- 0				
5- 0	1- 0	0- 0	AWAY	2- 0	0- 0	2- 0				
2- 0	0- 0	0- 0	NEUTRAL	1- 0	0- 0	1- 0				
11- 0	1- 0	2- 0	NON-CONFERENCE	2- 0	0- 0	6- 0				
6- 0	0- 0	2- 0	HOME	1- 0	0- 0	3- 0				
3- 0	1- 0	0- 0	AWAY	0- 0	0- 0	2- 0				
2- 0	0- 0	0- 0	NEUTRAL	1- 0	0- 0	1- 0				
4- 1	0- 1	0- 0	CONFERENCE	3- 0	1- 0	0- 0				
2- 1	0- 1	0- 0	HOME	1- 0	1- 0	0- 0				
2- 0	0- 0	0- 0	AWAY	2- 0	0- 0	0- 0				
0- 0	0- 0	0- 0	NEUTRAL	0- 0	0- 0	0- 0				

RPI	S	Opponent	Score	RPI	S	Opponent	Score	RPI	S	Opponent	Score	RPI	S	Opponent	Score
20	H	Rutgers	65 73	34	H	Georgia Tech	67 54	60	H	Michigan	83 69	102	H	Ohio St.	75 69
25	A	South Carolina	85 61	46	H	James Madison	87 63	81	A	Penn St.	77 61	189	A	George Washington	69 30
								88	N	Georgia	58 51	196	A	Delaware	77 53
								92	A	Nebraska	81 63	287	H	Coppin St.	93 36
								99	H	Dayton	82 71	295	H	UMBC	92 61
												314	H	Loyola Maryland	83 48
												322	N	Morgan St.	68 44

LAST 12 Division I GAMES:															
81	A	Penn St.	77 61	60	H	Michigan	83 69	102	H	Ohio St.	75 69	20	H	Rutgers	65 73
196	A	Delaware	77 53	92	A	Nebraska	81 63	102	H	Ohio St.	75 69	88	N	Georgia	58 51
314	H	Loyola Maryland	83 48	102	H	Ohio St.	75 69	20	H	Rutgers	65 73	322	N	Morgan St.	68 44
46	H	James Madison	87 63	20	H	Rutgers	65 73								
295	H	UMBC	92 61												
34	H	Georgia Tech	67 54												

Non-Div I Games:

Maryland

Average RPI Win:	231	WON-LOST	WINNING	LAST 10	STRENGTH OF	OPP. STRENGTH	TEAM	ADJ.	CONF.	ADJ CONF.
Average RPI Loss:	149	RECORD	PCT. RANK	GAMES	SCHEDULE	OF SCHEDULE	RPI	RPI	RPI	RPI
DIV. I ONLY	10- 7	120	5-5	241	240	181	181	17	17	
DIV. I NON-CONF.	8- 6	138	0- 0	220	301	194	194	17	17	

TOTALS	RPI 1-25	RPI 26-50	W-L RECORDS	RPI 51-100	RPI 101-150	RPI 150+				
10- 7	0- 0	0- 1	OVERALL	0- 3	2- 0	8- 3				
6- 2	0- 0	0- 0	HOME	0- 0	1- 0	5- 2				
3- 4	0- 0	0- 1	AWAY	0- 2	1- 0	2- 1				
1- 1	0- 0	0- 0	NEUTRAL	0- 1	0- 0	1- 0				
8- 6	0- 0	0- 1	NON-CONFERENCE	0- 2	2- 0	6- 3				
5- 2	0- 0	0- 0	HOME	0- 0	1- 0	4- 2				
2- 3	0- 0	0- 1	AWAY	0- 1	1- 0	1- 1				
1- 1	0- 0	0- 0	NEUTRAL	0- 1	0- 0	1- 0				
2- 1	0- 0	0- 0	CONFERENCE	0- 1	0- 0	2- 0				
1- 0	0- 0	0- 0	HOME	0- 0	0- 0	1- 0				
1- 1	0- 0	0- 0	AWAY	0- 1	0- 0	1- 0				
0- 0	0- 0	0- 0	NEUTRAL	0- 0	0- 0	0- 0				

RPI	S	Opponent	Score	RPI	S	Opponent	Score	RPI	S	Opponent	Score	RPI	S	Opponent	Score	Team's RPI: 181
29	A	Northeastern	52 53	66	N	Bucknell	58 77	116	A	Marist	70 55	120	H	Boston U.	66 55	
				90	A	Towson	53 78	193	H	North Dakota	52 59	197	H	Saint Louis	70 66	
				99	A	Dayton	47 75	236	H	Sacred Heart	78 61	238	A	Brown	90 61	
								242	H	UTRGV	74 70	256	A	La Salle	74 60	
								280	H	UMass Lowell	59 62	283	A	Siena	59 64	
								298	N	Fairfield	59 49	304	H	Central Conn. St.	74 59	
								305	H	Incarnate Word	71 59					
LAST 12 Division I GAMES:																
280	H	UMass Lowell	59 62	256	A	La Salle	74 60									
283	A	Siena	59 64	99	A	Dayton	47 75									
120	H	Boston U.	66 55	197	H	Saint Louis	70 66									
305	H	Incarnate Word	71 59	116	A	Marist	70 55									
29	A	Northeastern	52 53	298	N	Fairfield	59 49									
193	H	North Dakota	52 59	238	A	Brown	90 61									

Non-Div I Games:

Massachusetts

Average RPI Win:	0	WON-LOST	WINNING	LAST 10	STRENGTH OF	OPP. STRENGTH	TEAM	ADJ.	CONF.	ADJ CONF.
Average RPI Loss:	199	RECORD	PCT. RANK	GAMES	SCHEDULE	OF SCHEDULE	RPI	RPI	RPI	RPI
DIV. I ONLY	0- 12	347	2-8	261	298	345	345	26	26	
DIV. I NON-CONF.	0- 8	336	0- 0	77	294	307	307	22	22	

TOTALS	RPI 1-25	RPI 26-50	W-L RECORDS	RPI 51-100	RPI 101-150	RPI 150+				
0- 12	0- 1	0- 1	OVERALL	0- 0	0- 1	0- 9				
0- 3	0- 0	0- 0	HOME	0- 0	0- 0	0- 3				
0- 9	0- 1	0- 1	AWAY	0- 0	0- 1	0- 6				
0- 0	0- 0	0- 0	NEUTRAL	0- 0	0- 0	0- 0				
0- 8	0- 1	0- 1	NON-CONFERENCE	0- 0	0- 1	0- 5				
0- 2	0- 0	0- 0	HOME	0- 0	0- 0	0- 2				
0- 6	0- 1	0- 1	AWAY	0- 0	0- 1	0- 3				
0- 0	0- 0	0- 0	NEUTRAL	0- 0	0- 0	0- 0				
0- 4	0- 0	0- 0	CONFERENCE	0- 0	0- 0	0- 4				
0- 1	0- 0	0- 0	HOME	0- 0	0- 0	0- 1				
0- 3	0- 0	0- 0	AWAY	0- 0	0- 0	0- 3				
0- 0	0- 0	0- 0	NEUTRAL	0- 0	0- 0	0- 0				

RPI 1-25				RPI 26-50				RPI 51-100				RPI 101+				Team's RPI: 345
RPI	S	Opponent	Score	RPI	S	Opponent	Score	RPI	S	Opponent	Score	RPI	S	Opponent	Score	
23	A	Texas	40 96	50	A	LSU	36 86					117	A	Ri ce	65 93	
												151	H	Loui si ana Tech	48 89	
												170	A	Abi lene Chri sti an	52 109	
												171	A	UAB	48 91	
												180	A	Grambl ing	51 75	
												278	H	Loui si ana	59 70	
												300	A	New OrLeans	76 88	
												305	H	Incarnate Word	66 68	
												311	A	La. -Monroe	60 69	
												329	A	Northwestern St.	63 82	

LAST 12 Division I GAMES:																
151	H	Loui si ana Tech	48 89	300	A	New OrLeans	76 88									
50	A	LSU	36 86	170	A	Abi lene Chri sti an	52 109									
171	A	UAB	48 91	329	A	Northwestern St.	63 82									
117	A	Ri ce	65 93	305	H	Incarnate Word	66 68									
311	A	La. -Monroe	60 69	278	H	Loui si ana	59 70									
23	A	Texas	40 96	180	A	Grambl ing	51 75									

Non-Div I Games: LSU-Alexandria 60 68 Southern-N. O. 106 54 Louisiana Col. 86 68

McNeese

Average RPI Win:	260	WON-LOST	WINNING	LAST 10	STRENGTH OF	OPP. STRENGTH	TEAM	ADJ.	CONF.	ADJ CONF.
Average RPI Loss:	152	RECORD	PCT. RANK	GAMES	SCHEDULE	OF SCHEDULE	RPI	RPI	RPI	RPI
DIV. I ONLY	6- 10	238	4-6	250	204	272	272	9	9	
DIV. I NON-CONF.	5- 8	224	0- 0	304	228	311	311	9	9	

TOTALS	RPI 1-25	RPI 26-50	W-L RECORDS	RPI 51-100	RPI 101-150	RPI 150+				
6- 10	0- 1	0- 0	OVERALL	0- 0	0- 4	6- 5				
4- 5	0- 1	0- 0	HOME	0- 0	0- 2	4- 2				
1- 5	0- 0	0- 0	AWAY	0- 0	0- 2	1- 3				
1- 0	0- 0	0- 0	NEUTRAL	0- 0	0- 0	1- 0				
5- 8	0- 0	0- 0	NON-CONFERENCE	0- 0	0- 3	5- 5				
4- 4	0- 0	0- 0	HOME	0- 0	0- 2	4- 2				
0- 4	0- 0	0- 0	AWAY	0- 0	0- 1	0- 3				
1- 0	0- 0	0- 0	NEUTRAL	0- 0	0- 0	1- 0				
1- 2	0- 1	0- 0	CONFERENCE	0- 0	0- 1	1- 0				
0- 1	0- 1	0- 0	HOME	0- 0	0- 0	0- 0				
1- 1	0- 0	0- 0	AWAY	0- 0	0- 1	1- 0				
0- 0	0- 0	0- 0	NEUTRAL	0- 0	0- 0	0- 0				

RPI 1-25				RPI 26-50				RPI 51-100				RPI 101+				Team's RPI: 272
RPI	S	Opponent	Score	RPI	S	Opponent	Score	RPI	S	Opponent	Score	RPI	S	Opponent	Score	
19	H	UCF	55 68									109	H	Toledo	48 58	
												122	A	Arkansas St.	66 77	
												127	A	Tulsa	39 46	
												129	H	Little Rock	60 63	
												151	H	Louisiana Tech	50 66	
												171	A	UAB	54 85	
												174	N	Mercer	59 53	
												189	A	George Washington	38 51	
												207	A	Coastal Caro.	71 90	
												217	H	Samford	53 48	
												222	H	Southeast Mo. St.	69 57	
												266	A	Wichita St.	71 50	
												300	H	New Orleans	59 66	
												331	H	Jackson St.	68 67	
												348	H	N.C. Central	77 56	
LAST 12 Division I GAMES:																
348	H	N.C. Central	77 56	266	A	Wichita St.	71 50	127	A	Tulsa	39 46	19	H	UCF	55 68	
129	H	Little Rock	60 63	127	A	Tulsa	39 46	189	A	George Washington	38 51	207	A	Coastal Caro.	71 90	
222	H	Southeast Mo. St.	69 57	19	H	UCF	55 68	207	A	Coastal Caro.	71 90	174	N	Mercer	59 53	
217	H	Samford	53 48	189	A	George Washington	38 51									
300	H	New Orleans	59 66													
109	H	Toledo	48 58													

Non-Div I Games:

Memphis

Average RPI Win:	217	WON-LOST	WINNING	LAST 10	STRENGTH OF	OPP. STRENGTH	TEAM	ADJ.	CONF.	ADJ CONF.
Average RPI Loss:	139	RECORD	PCT. RANK	GAMES	SCHEDULE	OF SCHEDULE	RPI	RPI	RPI	RPI
DIV. I ONLY	9- 7	133	6-4	204	165	174	174	24	24	
DIV. I NON-CONF.	8- 7	160	0- 0	178	177	175	175	25	25	

TOTALS	RPI 1-25	RPI 26-50	W-L RECORDS	RPI 51-100	RPI 101-150	RPI 150+				
9- 7	0- 1	0- 1	OVERALL	0- 2	1- 0	8- 3				
5- 3	0- 1	0- 1	HOME	0- 0	1- 0	4- 1				
3- 3	0- 0	0- 0	AWAY	0- 2	0- 0	3- 1				
1- 1	0- 0	0- 0	NEUTRAL	0- 0	0- 0	1- 1				
8- 7	0- 1	0- 1	NON-CONFERENCE	0- 2	1- 0	7- 3				
4- 3	0- 1	0- 1	HOME	0- 0	1- 0	3- 1				
3- 3	0- 0	0- 0	AWAY	0- 2	0- 0	3- 1				
1- 1	0- 0	0- 0	NEUTRAL	0- 0	0- 0	1- 1				
1- 0	0- 0	0- 0	CONFERENCE	0- 0	0- 0	1- 0				
1- 0	0- 0	0- 0	HOME	0- 0	0- 0	1- 0				
0- 0	0- 0	0- 0	AWAY	0- 0	0- 0	0- 0				
0- 0	0- 0	0- 0	NEUTRAL	0- 0	0- 0	0- 0				

RPI 1-25				RPI 26-50				RPI 51-100				RPI 101+				Team's RPI: 174
RPI	S	Opponent	Score	RPI	S	Opponent	Score	RPI	S	Opponent	Score	RPI	S	Opponent	Score	
19	H	UCF	42 76	26	H	Florida St.	56 57	88	A	Georgia	60 67	136	H	Charlotte	57 40	
								91	A	Wake Forest	54 69	189	A	George Washington	61 53	
												201	H	UNC Asheville	61 47	
												202	H	Florida	92 82	
												206	N	Bowling Green	76 63	
												217	H	Samford	76 68	
												221	A	Jacksonville	66 71	
												226	A	Howard	85 70	
												255	H	Columbia	68 72	
												272	N	Memphis	53 59	
												282	A	Ga. Southern	79 72	
												293	H	Kennesaw St.	64 48	
LAST 12 Division I GAMES:																
189	A	George Washington	61 53	217	H	Samford	76 68									
226	A	Howard	85 70	255	H	Columbia	68 72									
136	H	Charlotte	57 40	221	A	Jacksonville	66 71									
26	H	Florida St.	56 57	201	H	UNC Asheville	61 47									
293	H	Kennesaw St.	64 48	206	N	Bowling Green	76 63									
88	A	Georgia	60 67	272	N	Memphis	53 59									

Non-Div I Games:

Mercer

Average RPI	Win:	164	WON-LOST	WINNING	LAST 10	STRENGTH OF	OPP. STRENGTH	TEAM	ADJ.	CONF.	ADJ CONF.
Average RPI	Loss:	29	RECORD	PCT. RANK	GAMES	SCHEDULE	OF SCHEDULE	RPI	RPI	RPI	RPI
DIV. I ONLY		14- 4		45	8-2	83	25	41	41	1	1
DIV. I NON-CONF.		12- 3		51	2- 1	140	22	45	45	1	1

TOTALS	RPI 1-25		RPI 26-50		W-L RECORDS	RPI 51-100		RPI 101-150		RPI 150+	
14- 4	1- 2		0- 2		OVERALL	4- 0		3- 0		6- 0	
10- 2	1- 1		0- 1		HOME	3- 0		2- 0		4- 0	
2- 2	0- 1		0- 1		AWAY	1- 0		0- 0		1- 0	
2- 0	0- 0		0- 0		NEUTRAL	0- 0		1- 0		1- 0	
12- 3	1- 2		0- 1		NON-CONFERENCE	2- 0		3- 0		6- 0	
9- 1	1- 1		0- 0		HOME	2- 0		2- 0		4- 0	
1- 2	0- 1		0- 1		AWAY	0- 0		0- 0		1- 0	
2- 0	0- 0		0- 0		NEUTRAL	0- 0		1- 0		1- 0	
2- 1	0- 0		0- 1		CONFERENCE	2- 0		0- 0		0- 0	
1- 1	0- 0		0- 1		HOME	1- 0		0- 0		0- 0	
1- 0	0- 0		0- 0		AWAY	1- 0		0- 0		0- 0	
0- 0	0- 0		0- 0		NEUTRAL	0- 0		0- 0		0- 0	

RPI 1-25				RPI 26-50				Team's RPI: 41				RPI 51-100				RPI 101+			
RPI	S	Opponent	Score	RPI	S	Opponent	Score	RPI	S	Opponent	Score	RPI	S	Opponent	Score	RPI	S	Opponent	Score
10	A	Iowa St.	52 75	44	H	Clemson	67 76	52	H	SFA	81 60	107	H	Hartford	75 62				
13	H	Marquette	63 55	45	A	Purdue	63 74	75	H	Virginia Tech	68 61	113	N	Alabama	101 74				
18	H	Central Mich.	80 90					91	A	Wake Forest	72 57	123	H	Colorado	73 58				
								92	H	Nebraska	82 68	173	N	Vanderbilt	90 65				
												250	H	Temple	73 61				
												251	H	UMES	71 53				
												300	H	New Orleans	78 38				
												316	A	FIU	94 43				
												339	H	Florida A&M	103 54				

LAST 12 Division I GAMES:																			
91	A	Wake Forest	72 57	107	H	Hartford	75 62	13	H	Marquette	63 55	10	A	Iowa St.	52 75				
75	H	Virginia Tech	68 61	44	H	Clemson	67 76	251	H	UMES	71 53	300	H	New Orleans	78 38				
18	H	Central Mich.	80 90																
339	H	Florida A&M	103 54																
113	N	Alabama	101 74																
173	N	Vanderbilt	90 65																

Non-Div I Games:

Mi ami (FL)

Average RPI Win:	243	WON-LOST	WINNING	LAST 10	STRENGTH OF	OPP. STRENGTH	TEAM	ADJ.	CONF.	ADJ CONF.
Average RPI Loss:	124	RECORD	PCT. RANK	GAMES	SCHEDULE	OF SCHEDULE	RPI	RPI	RPI	RPI
DIV. I ONLY	9- 4	78	6-4	265	224	140	140	8	8	
DIV. I NON-CONF.	8- 2	51	0- 0	336	292	136	136	8	8	

TOTALS	RPI 1-25	RPI 26-50	W-L RECORDS	RPI 51-100	RPI 101-150	RPI 150+				
9- 4	0- 1	0- 1	OVERALL	0- 0	2- 1	7- 1				
4- 1	0- 0	0- 1	HOME	0- 0	2- 0	2- 0				
5- 3	0- 1	0- 0	AWAY	0- 0	0- 1	5- 1				
0- 0	0- 0	0- 0	NEUTRAL	0- 0	0- 0	0- 0				
8- 2	0- 1	0- 0	NON-CONFERENCE	0- 0	1- 0	7- 1				
3- 0	0- 0	0- 0	HOME	0- 0	1- 0	2- 0				
5- 2	0- 1	0- 0	AWAY	0- 0	0- 0	5- 1				
0- 0	0- 0	0- 0	NEUTRAL	0- 0	0- 0	0- 0				
1- 2	0- 0	0- 1	CONFERENCE	0- 0	1- 1	0- 0				
1- 1	0- 0	0- 1	HOME	0- 0	1- 0	0- 0				
0- 1	0- 0	0- 0	AWAY	0- 0	0- 1	0- 0				
0- 0	0- 0	0- 0	NEUTRAL	0- 0	0- 0	0- 0				

RPI 1-25				RPI 26-50				RPI 51-100				RPI 101+				Team's RPI: 140
RPI	S	Opponent	Score	RPI	S	Opponent	Score	RPI	S	Opponent	Score	RPI	S	Opponent	Score	
6	A	Louisville	73 95	37	H	Buffalo	59 66					109	H	Toledo	65 64	
												114	A	Northern Ill.	71 82	
												130	H	Cincinnati	78 65	
												162	H	High Point	68 55	
												194	A	Jacksonville St.	58 41	
												299	A	Cani si us	62 59	
												306	A	Valparaiso	68 47	
												320	H	Eastern Ky.	60 44	
												332	A	Detroit Mercy	78 59	
												337	A	UIC	65 56	
												339	A	Florida A&M	56 57	
LAST 12 Division I GAMES:																
339	A	Florida A&M	56 57	37	H	Buffalo	59 66									
306	A	Valparaiso	68 47	109	H	Toledo	65 64									
130	H	Cincinnati	78 65	114	A	Northern Ill.	71 82									
337	A	UIC	65 56	194	A	Jacksonville St.	58 41									
6	A	Louisville	73 95	332	A	Detroit Mercy	78 59									
162	H	High Point	68 55	320	H	Eastern Ky.	60 44									

Non-Div I Games: Ohio Dominican 74 29

Miami (OH)

Average RPI Win:	210	WON-LOST	WINNING	LAST 10	STRENGTH OF	OPP. STRENGTH	TEAM	ADJ.	CONF.	ADJ CONF.
Average RPI Loss:	34	RECORD	PCT. RANK	GAMES	SCHEDULE	OF SCHEDULE	RPI	RPI	RPI	RPI
DIV. I ONLY	11- 6	95	6-4	89	92	60	60	4	4	
DIV. I NON-CONF.	9- 3	62	1- 1	193	136	75	75	5	5	

TOTALS	RPI 1-25	RPI 26-50	W-L RECORDS	RPI 51-100	RPI 101-150	RPI 150+				
11- 6	0- 4	1- 1	OVERALL	3- 1	0- 0	7- 0				
7- 0	0- 0	0- 0	HOME	2- 0	0- 0	5- 0				
2- 5	0- 3	0- 1	AWAY	0- 1	0- 0	2- 0				
2- 1	0- 1	1- 0	NEUTRAL	1- 0	0- 0	0- 0				
9- 3	0- 3	1- 0	NON-CONFERENCE	1- 0	0- 0	7- 0				
5- 0	0- 0	0- 0	HOME	0- 0	0- 0	5- 0				
2- 2	0- 2	0- 0	AWAY	0- 0	0- 0	2- 0				
2- 1	0- 1	1- 0	NEUTRAL	1- 0	0- 0	0- 0				
2- 3	0- 1	0- 1	CONFERENCE	2- 1	0- 0	0- 0				
2- 0	0- 0	0- 0	HOME	2- 0	0- 0	0- 0				
0- 3	0- 1	0- 1	AWAY	0- 1	0- 0	0- 0				
0- 0	0- 0	0- 0	NEUTRAL	0- 0	0- 0	0- 0				

RPI	S	Opponent	Score	RPI	S	Opponent	Score	RPI	S	Opponent	Score	RPI	S	Opponent	Score
8	A	NC State	55 66	35	N	Missouri	70 54	92	A	Nebraska	56 70	169	H	Southern U.	76 35
13	A	Marquette	74 85	45	A	Purdue	70 71	94	H	Northwestern	79 78	234	H	Mt. St. Mary's	88 40
22	A	Maryl and	69 83					97	H	Minnesota	76 60	284	A	Oakland	85 59
23	N	Texas	52 69					100	N	Washington	80 73	294	A	Western Mich.	79 42
												322	H	Morgan St.	70 47
												332	H	Detroit Mercy	95 62
												350	H	LIU Brooklyn	83 38

LAST 12 Division I GAMES:															
45	A	Purdue	70 71	100	N	Washington	80 73	23	N	Texas	52 69	22	A	Maryl and	69 83
97	H	Minnesota	76 60	94	H	Northwestern	79 78	94	H	Northwestern	79 78	350	H	LIU Brooklyn	83 38
92	A	Nebraska	56 70	97	H	Minnesota	76 60	13	A	Marquette	74 85				
169	H	Southern U.	76 35												
322	H	Morgan St.	70 47												
284	A	Oakland	85 59												

Non-Div I Games:

Michigan

Average RPI Win:	164	WON-LOST	WINNING	LAST 10	STRENGTH OF	OPP. STRENGTH	TEAM	ADJ.	CONF.	ADJ CONF.
Average RPI Loss:	55	RECORD	PCT. RANK	GAMES	SCHEDULE	OF SCHEDULE	RPI	RPI	RPI	RPI
DIV. I ONLY	12- 4	53	7-3	86	22	32	32	4	4	
DIV. I NON-CONF.	10- 1	19	0- 0	187	41	35	35	5	5	

TOTALS	RPI 1-25	RPI 26-50	W-L RECORDS	RPI 51-100	RPI 101-150	RPI 150+				
12- 4	2- 2	0- 0	OVERALL	2- 1	2- 1	6- 0				
9- 0	2- 0	0- 0	HOME	2- 0	1- 0	4- 0				
2- 3	0- 1	0- 0	AWAY	0- 1	1- 1	1- 0				
1- 1	0- 1	0- 0	NEUTRAL	0- 0	0- 0	1- 0				
10- 1	1- 1	0- 0	NON-CONFERENCE	1- 0	2- 0	6- 0				
7- 0	1- 0	0- 0	HOME	1- 0	1- 0	4- 0				
2- 0	0- 0	0- 0	AWAY	0- 0	1- 0	1- 0				
1- 1	0- 1	0- 0	NEUTRAL	0- 0	0- 0	1- 0				
2- 3	1- 1	0- 0	CONFERENCE	1- 1	0- 1	0- 0				
2- 0	1- 0	0- 0	HOME	1- 0	0- 0	0- 0				
0- 3	0- 1	0- 0	AWAY	0- 1	0- 1	0- 0				
0- 0	0- 0	0- 0	NEUTRAL	0- 0	0- 0	0- 0				

RPI 1-25				RPI 26-50				Team's RPI: 32				RPI 51-100				RPI 101+			
RPI	S	Opponent	Score	RPI	S	Opponent	Score					RPI	S	Opponent	Score	RPI	S	Opponent	Score
5	H	Oregon	88 82									83	H	Wright St.	84 68	102	A	Ohio St.	55 65
8	N	NC State	74 78									94	A	Northwestern	62 70	107	A	Hartford	74 66
12	H	Iowa	84 70									97	H	Minnesota	86 68	111	H	Virginia	91 66
16	A	Indiana	64 68													206	H	Bowling Green	99 69
																224	H	Texas Southern	91 45
																270	H	ETSU	75 53
																275	H	Fla. Atlantic	89 74
																284	A	Oakland	102 58
																293	N	Kennesaw St.	75 51

LAST 12 Division I GAMES:																			
12	H	Iowa	84 70	102	A	Ohio St.	55 65												
275	H	Fla. Atlantic	89 74	97	H	Minnesota	86 68												
107	A	Hartford	74 66	16	A	Indiana	64 68												
5	H	Oregon	88 82	94	A	Northwestern	62 70												
284	A	Oakland	102 58	111	H	Virginia	91 66												
224	H	Texas Southern	91 45	293	N	Kennesaw St.	75 51												

Non-Div I Games:

Michigan St.

Average RPI Win:	207	WON-LOST	WINNING	LAST 10	STRENGTH OF	OPP. STRENGTH	TEAM	ADJ.	CONF.	ADJ CONF.
Average RPI Loss:	75	RECORD	PCT. RANK	GAMES	SCHEDULE	OF SCHEDULE	RPI	RPI	RPI	RPI
DIV. I ONLY	13- 4	50	8-2	164	144	59	59	16	16	
DIV. I NON-CONF.	9- 4	85	0- 1	96	168	51	51	19	19	
<hr/>										
TOTALS	RPI 1-25	RPI 26-50	W-L RECORDS	RPI 51-100	RPI 101-150	RPI 150+				
13- 4	0- 0	0- 1	OVERALL	1- 1	1- 2	11- 0				
6- 1	0- 0	0- 0	HOME	0- 1	0- 0	6- 0				
5- 3	0- 0	0- 1	AWAY	1- 0	0- 2	4- 0				
2- 0	0- 0	0- 0	NEUTRAL	0- 0	1- 0	1- 0				
9- 4	0- 0	0- 1	NON-CONFERENCE	1- 1	1- 2	7- 0				
4- 1	0- 0	0- 0	HOME	0- 1	0- 0	4- 0				
3- 3	0- 0	0- 1	AWAY	1- 0	0- 2	2- 0				
2- 0	0- 0	0- 0	NEUTRAL	0- 0	1- 0	1- 0				
4- 0	0- 0	0- 0	CONFERENCE	0- 0	0- 0	4- 0				
2- 0	0- 0	0- 0	HOME	0- 0	0- 0	2- 0				
2- 0	0- 0	0- 0	AWAY	0- 0	0- 0	2- 0				
0- 0	0- 0	0- 0	NEUTRAL	0- 0	0- 0	0- 0				

RPI S Opponent	Score	RPI S Opponent	Score	RPI S Opponent	Score	RPI S Opponent	Score
		30 A Kentucky	55 72	62 H Belmont	38 45	103 A Fordham	49 61
				86 A Troy	67 64	105 A Tennessee Tech	64 68
						131 N Chattanooga	58 47
						151 H Louisiana Tech	75 38
						173 H Vanderbilt	65 58
						185 H Georgia St.	69 54
						201 H UNC Asheville	67 46
						209 A Furman	78 71
						225 N Dartmouth	70 58
						229 H Southern Miss.	66 49
						235 A UNLV	66 62
						269 H Mississippi Val.	101 51
						275 A Fla. Atlantic	74 55
						316 A FIU	49 43
<hr/>							
LAST 12 Division I GAMES:							
275 A Fla. Atlantic	74 55	103 A Fordham	49 61				
316 A FIU	49 43	235 A UNLV	66 62				
131 N Chattanooga	58 47	151 H Louisiana Tech	75 38				
201 H UNC Asheville	67 46	229 H Southern Miss.	66 49				
30 A Kentucky	55 72	185 H Georgia St.	69 54				
86 A Troy	67 64	225 N Dartmouth	70 58				

Non-Div I Games:

Middle Tenn.

Average RPI Win:	242	WON-LOST	WINNING	LAST 10	STRENGTH OF	OPP. STRENGTH	TEAM	ADJ.	CONF.	ADJ CONF.
Average RPI Loss:	83	RECORD	PCT. RANK	GAMES	SCHEDULE	OF SCHEDULE	RPI	RPI	RPI	RPI
DIV. I ONLY	7- 9	203	5-5	144	153	182	182	19	19	
DIV. I NON-CONF.	5- 6	177	0- 0	122	172	169	169	18	18	

TOTALS	RPI 1-25	RPI 26-50	W-L RECORDS	RPI 51-100	RPI 101-150	RPI 150+				
7- 9	0- 2	0- 2	OVERALL	0- 3	1- 0	6- 2				
4- 4	0- 1	0- 2	HOME	0- 0	1- 0	3- 1				
2- 5	0- 1	0- 0	AWAY	0- 3	0- 0	2- 1				
1- 0	0- 0	0- 0	NEUTRAL	0- 0	0- 0	1- 0				
5- 6	0- 2	0- 1	NON-CONFERENCE	0- 2	0- 0	5- 1				
2- 3	0- 1	0- 1	HOME	0- 0	0- 0	2- 1				
2- 3	0- 1	0- 0	AWAY	0- 2	0- 0	2- 0				
1- 0	0- 0	0- 0	NEUTRAL	0- 0	0- 0	1- 0				
2- 3	0- 0	0- 1	CONFERENCE	0- 1	1- 0	1- 1				
2- 1	0- 0	0- 1	HOME	0- 0	1- 0	1- 0				
0- 2	0- 0	0- 0	AWAY	0- 1	0- 0	0- 1				
0- 0	0- 0	0- 0	NEUTRAL	0- 0	0- 0	0- 0				

RPI 1-25				RPI 26-50				RPI 51-100				RPI 101+ Team's RPI: 182			
RPI	S	Opponent	Score	RPI	S	Opponent	Score	RPI	S	Opponent	Score	RPI	S	Opponent	Score
13	H	Marquette	74 83	26	H	Florida St.	62 87	54	A	Saint Mary's (CA)	71 73	119	H	Youngstown St.	71 68
16	A	Indiana	66 68	42	H	Green Bay	62 76	83	A	Wright St.	57 61	152	H	Wisconsin	57 68
								96	A	Fresno St.	48 65	193	A	North Dakota	64 46
												210	N	UC Riverside	56 54
												255	H	Columbia	78 65
												260	H	Cleveland St.	59 53
												267	A	Northern Ky.	54 55
												321	A	North Dakota St.	57 55
												336	H	Purdue Fort Wayne	70 48

LAST 12 Division I GAMES:															
42	H	Green Bay	62 76	260	H	Cleveland St.	59 53								
26	H	Florida St.	62 87	119	H	Youngstown St.	71 68								
321	A	North Dakota St.	57 55	83	A	Wright St.	57 61								
193	A	North Dakota	64 46	267	A	Northern Ky.	54 55								
336	H	Purdue Fort Wayne	70 48	210	N	UC Riverside	56 54								
13	H	Marquette	74 83	54	A	Saint Mary's (CA)	71 73								

Non-Div I Games:

Milwaukee

Average RPI Win:	205	WON-LOST	WINNING	LAST 10	STRENGTH OF	OPP. STRENGTH	TEAM	ADJ.	CONF.	ADJ CONF.
Average RPI Loss:	64	RECORD	PCT. RANK	GAMES	SCHEDULE	OF SCHEDULE	RPI	RPI	RPI	RPI
DIV. I ONLY	12- 4	53	6-4	193	82	97	97	4	4	
DIV. I NON-CONF.	11- 0	1	0- 0	295	118	50	50	5	5	

TOTALS	RPI 1-25	RPI 26-50	W-L RECORDS	RPI 51-100	RPI 101-150	RPI 150+				
12- 4	1- 1	0- 1	OVERALL	1- 1	0- 1	10- 0				
10- 2	1- 1	0- 0	HOME	0- 0	0- 1	9- 0				
2- 2	0- 0	0- 1	AWAY	1- 1	0- 0	1- 0				
0- 0	0- 0	0- 0	NEUTRAL	0- 0	0- 0	0- 0				
11- 0	1- 0	0- 0	NON-CONFERENCE	1- 0	0- 0	9- 0				
9- 0	1- 0	0- 0	HOME	0- 0	0- 0	8- 0				
2- 0	0- 0	0- 0	AWAY	1- 0	0- 0	1- 0				
0- 0	0- 0	0- 0	NEUTRAL	0- 0	0- 0	0- 0				
1- 4	0- 1	0- 1	CONFERENCE	0- 1	0- 1	1- 0				
1- 2	0- 1	0- 0	HOME	0- 0	0- 1	1- 0				
0- 2	0- 0	0- 1	AWAY	0- 1	0- 0	0- 0				
0- 0	0- 0	0- 0	NEUTRAL	0- 0	0- 0	0- 0				

RPI 1-25				RPI 26-50				RPI 51-100				Team's RPI: 97				RPI 101+			
RPI	S	Opponent	Score	RPI	S	Opponent	Score	RPI	S	Opponent	Score	RPI	S	Opponent	Score	RPI	S	Opponent	Score
4	H	Syracuse	72 68	32	A	Michigan St.	68 86	60	A	Michigan	60 76	150	H	Illinois	62 66				
12	H	Iowa	63 81					79	A	Boston College	77 69	152	H	Wisconsin	74 56				
												166	A	Xavier	78 53				
												184	H	Rhode Island	91 71				
												195	H	Cornell	65 45				
												215	H	Air Force	67 50				
												227	H	San Diego	53 48				
												287	H	Coppin St.	84 52				
												301	H	New Hampshire	70 47				
												305	H	Incarnate Word	75 39				
												343	H	Ark.-Pine Bluff	84 42				
LAST 12 Division I GAMES:																			
152	H	Wisconsin	74 56	12	H	Iowa	63 81												
184	H	Rhode Island	91 71	32	A	Michigan St.	68 86												
287	H	Coppin St.	84 52	150	H	Illinois	62 66												
79	A	Boston College	77 69	60	A	Michigan	60 76												
305	H	Incarnate Word	75 39	4	H	Syracuse	72 68												
215	H	Air Force	67 50	195	H	Cornell	65 45												

Average RPI	Win:	139	WON-LOST	WINNING	LAST 10	STRENGTH OF	OPP. STRENGTH	TEAM	ADJ.	CONF.	ADJ CONF.
Average RPI	Loss:	5	RECORD	PCT. RANK	GAMES	SCHEDULE	OF SCHEDULE	RPI	RPI	RPI	RPI
DIV. I ONLY		16- 1		2	9-1	38	52	9	9	6	6
DIV. I NON-CONF.		12- 1		10	0- 0	114	38	14	14	6	6

TOTALS	RPI 1-25		RPI 26-50		W-L RECORDS	RPI 51-100		RPI 101-150		RPI 150+	
16- 1	2- 1		2- 0		OVERALL	4- 0		2- 0		6- 0	
9- 0	1- 0		1- 0		HOME	2- 0		0- 0		5- 0	
7- 1	1- 1		1- 0		AWAY	2- 0		2- 0		1- 0	
0- 0	0- 0		0- 0		NEUTRAL	0- 0		0- 0		0- 0	
12- 1	2- 1		0- 0		NON-CONFERENCE	2- 0		2- 0		6- 0	
7- 0	1- 0		0- 0		HOME	1- 0		0- 0		5- 0	
5- 1	1- 1		0- 0		AWAY	1- 0		2- 0		1- 0	
0- 0	0- 0		0- 0		NEUTRAL	0- 0		0- 0		0- 0	
4- 0	0- 0		2- 0		CONFERENCE	2- 0		0- 0		0- 0	
2- 0	0- 0		1- 0		HOME	1- 0		0- 0		0- 0	
2- 0	0- 0		1- 0		AWAY	1- 0		0- 0		0- 0	
0- 0	0- 0		0- 0		NEUTRAL	0- 0		0- 0		0- 0	

RPI	S	Opponent	Score	RPI	S	Opponent	Score	RPI	S	Opponent	Score	RPI	S	Opponent	Score
5	A	Oregon	74 82	30	H	Kentucky	86 71	55	A	Arkansas	93 69	111	A	Virginia	72 44
13	H	Marquette	87 82	48	A	Auburn	85 59	77	H	Lamar University	104 53	129	A	Little Rock	98 63
23	A	Texas	67 49					88	H	Georgia	80 71	209	H	Furman	106 41
								100	A	Washington	103 56	222	H	Southeast Mo. St.	88 53
												229	A	Southern Miss.	86 42
												278	H	Louisiana	104 36
												287	H	Coppin St.	110 38
												331	H	Jackson St.	105 38

LAST 12 Division I GAMES:															
278	H	Louisiana	104 36	48	A	Auburn	85 59	88	H	Georgia	80 71				
100	A	Washington	103 56	88	H	Kentucky	86 71	30	H	Kentucky	86 71				
5	A	Oregon	74 82	55	A	Arkansas	93 69	129	A	Little Rock	98 63				
229	A	Southern Miss.	86 42	129	A	Little Rock	98 63	331	H	Jackson St.	105 38				
13	H	Marquette	87 82												
23	A	Texas	67 49												

Non-Div I Games:

Mississippi St.

Average RPI Win:	313	WON-LOST	WINNING	LAST 10	STRENGTH OF	OPP. STRENGTH	TEAM	ADJ.	CONF.	ADJ CONF.
Average RPI Loss:	166	RECORD	PCT. RANK	GAMES	SCHEDULE	OF SCHEDULE	RPI	RPI	RPI	RPI
DIV. I ONLY	3- 11	301	2-8	188	319	269	269	29	29	
DIV. I NON-CONF.	1- 10	330	0- 0	85	324	268	268	26	26	

TOTALS	RPI 1-25	RPI 26-50	W-L RECORDS	RPI 51-100	RPI 101-150	RPI 150+				
3- 11	0- 0	0- 0	OVERALL	0- 3	0- 2	3- 6				
1- 2	0- 0	0- 0	HOME	0- 0	0- 0	1- 2				
2- 8	0- 0	0- 0	AWAY	0- 2	0- 2	2- 4				
0- 1	0- 0	0- 0	NEUTRAL	0- 1	0- 0	0- 0				
1- 10	0- 0	0- 0	NON-CONFERENCE	0- 3	0- 2	1- 5				
0- 1	0- 0	0- 0	HOME	0- 0	0- 0	0- 1				
1- 8	0- 0	0- 0	AWAY	0- 2	0- 2	1- 4				
0- 1	0- 0	0- 0	NEUTRAL	0- 1	0- 0	0- 0				
2- 1	0- 0	0- 0	CONFERENCE	0- 0	0- 0	2- 1				
1- 1	0- 0	0- 0	HOME	0- 0	0- 0	1- 1				
1- 0	0- 0	0- 0	AWAY	0- 0	0- 0	1- 0				
0- 0	0- 0	0- 0	NEUTRAL	0- 0	0- 0	0- 0				

RPI 1-25				RPI 26-50				RPI 51-100				RPI 101+ Team's RPI: 269			
RPI	S	Opponent	Score	RPI	S	Opponent	Score	RPI	S	Opponent	Score	RPI	S	Opponent	Score
								59	A	Middle Tenn.	51 101	122	A	Arkansas St.	57 60
								73	A	TCU	47 96	125	A	UT Martin	51 110
								86	N	Troy	54 75	156	H	North Ala.	72 86
												177	A	Nicholls St.	47 72
												229	A	Southern Miss.	60 67
												233	A	SMU	47 62
												254	H	Alabama A&M	60 80
												262	H	Alabama St.	64 62
												311	A	La.-Monroe	65 72
												334	A	Austin Peay	95 89
												343	A	Ark.-Pine Bluff	62 56
LAST 12 Division I GAMES:															
156	H	North Ala.	72 86	262	H	Alabama St.	64 62								
122	A	Arkansas St.	57 60	254	H	Alabama A&M	60 80								
311	A	La.-Monroe	65 72	343	A	Ark.-Pine Bluff	62 56								
177	A	Nicholls St.	47 72	125	A	UT Martin	51 110								
86	N	Troy	54 75	59	A	Middle Tenn.	51 101								
229	A	Southern Miss.	60 67	334	A	Austin Peay	95 89								

Non-Div I Games:

Mississippi Val.

Average RPI Win:	135	WON-LOST	WINNING	LAST 10	STRENGTH OF	OPP. STRENGTH	TEAM	ADJ.	CONF.	ADJ CONF.
Average RPI Loss:	81	RECORD	PCT. RANK	GAMES	SCHEDULE	OF SCHEDULE	RPI	RPI	RPI	RPI
DIV. I ONLY	14- 4	45	8-2	81	35	35	35	6	6	
DIV. I NON-CONF.	11- 3	57	1- 0	91	52	41	41	6	6	

TOTALS	RPI 1-25	RPI 26-50	W-L RECORDS	RPI 51-100	RPI 101-150	RPI 150+				
14- 4	0- 1	2- 1	OVERALL	2- 1	5- 0	5- 1				
7- 2	0- 1	0- 1	HOME	1- 0	3- 0	3- 0				
5- 1	0- 0	1- 0	AWAY	0- 0	2- 0	2- 1				
2- 1	0- 0	1- 0	NEUTRAL	1- 1	0- 0	0- 0				
11- 3	0- 1	1- 1	NON-CONFERENCE	1- 1	5- 0	4- 0				
5- 2	0- 1	0- 1	HOME	0- 0	3- 0	2- 0				
4- 0	0- 0	0- 0	AWAY	0- 0	2- 0	2- 0				
2- 1	0- 0	1- 0	NEUTRAL	1- 1	0- 0	0- 0				
3- 1	0- 0	1- 0	CONFERENCE	1- 0	0- 0	1- 1				
2- 0	0- 0	0- 0	HOME	1- 0	0- 0	1- 0				
1- 1	0- 0	1- 0	AWAY	0- 0	0- 0	0- 1				
0- 0	0- 0	0- 0	NEUTRAL	0- 0	0- 0	0- 0				

RPI	S	Opponent	Score	RPI	S	Opponent	Score	RPI	S	Opponent	Score	RPI	S	Opponent	Score
21	H	South Dakota	61 74	31	A	Tennessee	66 64	55	H	Arkansas	71 53	122	H	Arkansas St.	70 50
				40	N	Duke	62 54	60	N	Michigan	54 70	135	A	West Virginia	68 51
				42	H	Green Bay	49 56	70	N	Quinnipiac	65 51	138	H	Missouri St.	65 61
												145	H	Texas St.	69 50
												150	A	Illinois	67 45
												179	H	UMKC	66 59
												187	H	Ole Miss	78 55
												197	A	Saint Louis	74 62
												202	A	Florida	56 58
												211	H	SIUE	59 36
												228	A	Western Ill.	89 64

LAST 12 Division I GAMES:															
				31	A	Tennessee	66 64	40	N	Duke	62 54				
				187	H	Ole Miss	78 55	70	N	Quinnipiac	65 51				
				122	H	Arkansas St.	70 50	202	A	Florida	56 58				
				150	A	Illinois	67 45	55	H	Arkansas	71 53				
				145	H	Texas St.	69 50	197	A	Saint Louis	74 62				
				21	H	South Dakota	61 74	179	H	UMKC	66 59				

Non-Div I Games:

Missouri

Average RPI Win:	191	WON-LOST	WINNING	LAST 10	STRENGTH OF	OPP. STRENGTH	TEAM	ADJ.	CONF.	ADJ CONF.
Average RPI Loss:	101	RECORD	PCT. RANK	GAMES	SCHEDULE	OF SCHEDULE	RPI	RPI	RPI	RPI

DIV. I ONLY	7- 7	166	6-4	66	143	138	138	13	13
DIV. I NON-CONF.	4- 7	228	0- 0	34	92	138	138	14	14

TOTALS	RPI 1-25	RPI 26-50	W-L RECORDS	RPI 51-100	RPI 101-150	RPI 150+
7- 7	0- 3	0- 1	OVERALL	0- 0	2- 0	5- 3
5- 2	0- 2	0- 0	HOME	0- 0	2- 0	3- 0
0- 5	0- 1	0- 1	AWAY	0- 0	0- 0	0- 3
2- 0	0- 0	0- 0	NEUTRAL	0- 0	0- 0	2- 0
4- 7	0- 3	0- 1	NON-CONFERENCE	0- 0	1- 0	3- 3
2- 2	0- 2	0- 0	HOME	0- 0	1- 0	1- 0
0- 5	0- 1	0- 1	AWAY	0- 0	0- 0	0- 3
2- 0	0- 0	0- 0	NEUTRAL	0- 0	0- 0	2- 0
3- 0	0- 0	0- 0	CONFERENCE	0- 0	1- 0	2- 0
3- 0	0- 0	0- 0	HOME	0- 0	1- 0	2- 0
0- 0	0- 0	0- 0	AWAY	0- 0	0- 0	0- 0
0- 0	0- 0	0- 0	NEUTRAL	0- 0	0- 0	0- 0

RPI 1-25	RPI 26-50	RPI 51-100	RPI 101+	Team's RPI: 138
RPI S Opponent Score	RPI S Opponent Score	RPI S Opponent Score	RPI S Opponent Score	
11 H Gonzaga 67 70	35 A Missouri 61 65		129 H Little Rock 48 44	
16 A Indiana 74 98			146 H Indiana St. 71 58	
21 H South Dakota 74 85			151 N Louisiana Tech 82 70	
			158 A Santa Clara 73 77	
			167 H Southern Ill. 66 51	
			191 H Ball St. 74 54	
			200 A North Texas 76 83	
			211 N SIUE 68 65	
			266 A Wichita St. 60 63	
			344 H Evansville 88 66	
LAST 12 Division I GAMES:				
211 N SIUE 68 65	167 H Southern Ill. 66 51			
151 N Louisiana Tech 82 70	344 H Evansville 88 66			
11 H Gonzaga 67 70	146 H Indiana St. 71 58			
16 A Indiana 74 98	129 H Little Rock 48 44			
21 H South Dakota 74 85	158 A Santa Clara 73 77			
200 A North Texas 76 83	191 H Ball St. 74 54			

Non-Div I Games:

Missouri St.

RPI 1-25				RPI 26-50				RPI 51-100				RPI 101+				Team's RPI: 241	
RPI	S	Opponent	Score	RPI	S	Opponent	Score	RPI	S	Opponent	Score	RPI	S	Opponent	Score		
								66	H	Bucknell	32	70	116	A	Marist	45	69
								70	A	Quinnipiac	38	67	118	A	Lehigh	48	63
								75	A	Virginia Tech	49	82	189	A	George Washington	55	51
								89	H	Princeton	47	79	198	A	East Carolina	67	73
													203	H	Navy	68	67
													205	H	Rider	43	55
													236	A	Sacred Heart	55	50
													296	H	Albany (NY)	64	56
													312	A	Iona	55	38
													314	H	Loyola Maryland	67	75
													327	A	Lafayette	69	73
LAST 12 Division I GAMES:																	
				314	H	Loyola Maryland	67	75	116	A	Marist	45	69				
				203	H	Navy	68	67	70	A	Quinnipiac	38	67				
				89	H	Princeton	47	79	205	H	Rider	43	55				
				327	A	Lafayette	69	73	312	A	Iona	55	38				
				189	A	George Washington	55	51	296	H	Albany (NY)	64	56				
				236	A	Sacred Heart	55	50	75	A	Virginia Tech	49	82				

Monmouth

Average RPI	Win: 214	WON-LOST RECORD	WINNING PCT. RANK	LAST 10 GAMES	STRENGTH OF SCHEDULE	OPP. STRENGTH OF SCHEDULE	TEAM RPI	ADJ. RPI	CONF. RPI	ADJ CONF. RPI
Average RPI	Loss: 87									
DIV. I ONLY	7- 7	166	5-5	106	126	154	154	14	14	
DIV. I NON-CONF.	4- 4	162	1- 0	30	108	73	73	12	12	

TOTALS	RPI 1-25	RPI 26-50	W-L RECORDS	RPI 51-100	RPI 101-150	RPI 150+				
7- 7	0- 2	0- 0	OVERALL	0- 3	2- 1	5- 1				
4- 3	0- 1	0- 0	HOME	0- 1	2- 0	2- 1				
2- 4	0- 1	0- 0	AWAY	0- 2	0- 1	2- 0				
1- 0	0- 0	0- 0	NEUTRAL	0- 0	0- 0	1- 0				
4- 4	0- 2	0- 0	NON-CONFERENCE	0- 2	2- 0	2- 0				
2- 1	0- 1	0- 0	HOME	0- 0	2- 0	0- 0				
1- 3	0- 1	0- 0	AWAY	0- 2	0- 0	1- 0				
1- 0	0- 0	0- 0	NEUTRAL	0- 0	0- 0	1- 0				
3- 3	0- 0	0- 0	CONFERENCE	0- 1	0- 1	3- 1				
2- 2	0- 0	0- 0	HOME	0- 1	0- 0	2- 1				
1- 1	0- 0	0- 0	AWAY	0- 0	0- 1	1- 0				
0- 0	0- 0	0- 0	NEUTRAL	0- 0	0- 0	0- 0				

RPI 1-25				RPI 26-50				RPI 51-100				RPI 101+ Team's RPI: 154			
RPI	S	Opponent	Score	RPI	S	Opponent	Score	RPI	S	Opponent	Score	RPI	S	Opponent	Score
11	A	Gonzaga	52 76					57	A	Arizona	51 100	114	H	Northern Ill.	86 70
21	H	South Dakota	41 64					80	H	Northern Colo.	62 73	139	H	UC Davis	62 56
								100	A	Washington	54 69	148	A	Portland St.	60 78
												190	H	Eastern Wash.	62 68
												199	H	Southern Utah	79 57
												231	N	Saint Francis (PA)	79 77
												239	H	Northern Ariz.	78 62
												244	A	Sacramento St.	88 86
												333	A	Grand Canyon	69 47

LAST 12 Division I GAMES:															
148	A	Portland St.	60 78	231	N	Saint Francis (PA)	79 77	139	H	UC Davis	62 56				
244	A	Sacramento St.	88 86	80	H	Northern Colo.	62 73	190	H	Eastern Wash.	62 68				
199	H	Southern Utah	79 57	57	A	Arizona	51 100	57	A	Arizona	51 100				
239	H	Northern Ariz.	78 62	114	H	Northern Ill.	86 70								
100	A	Washington	54 69												
333	A	Grand Canyon	69 47												

Non-Div I Games: Providence (MT) 90 45

Montana

Average RPI Win: 203 WON-LOST WINNING LAST 10 STRENGTH OF OPP. STRENGTH TEAM ADJ. CONF. ADJ CONF.
Average RPI Loss: 69 RECORD PCT. RANK GAMES SCHEDULE OF SCHEDULE RPI RPI RPI RPI

DIV. I ONLY	8- 7	151	5-5	107	83	110	110	14	14
DIV. I NON-CONF.	4- 5	190	1- 0	93	26	111	111	12	12
TOTALS	RPI 1-25	RPI 26-50	W-L RECORDS	RPI 51-100	RPI 101-150	RPI 150+			
8- 7	0- 1	0- 1	OVERALL	1- 3	1- 2	6- 0			
4- 2	0- 0	0- 1	HOME	0- 0	0- 1	4- 0			
3- 5	0- 1	0- 0	AWAY	1- 3	1- 1	1- 0			
1- 0	0- 0	0- 0	NEUTRAL	0- 0	0- 0	1- 0			
4- 5	0- 1	0- 1	NON-CONFERENCE	0- 3	1- 0	3- 0			
2- 1	0- 0	0- 1	HOME	0- 0	0- 0	2- 0			
1- 4	0- 1	0- 0	AWAY	0- 3	1- 0	0- 0			
1- 0	0- 0	0- 0	NEUTRAL	0- 0	0- 0	1- 0			
4- 2	0- 0	0- 0	CONFERENCE	1- 0	0- 2	3- 0			
2- 1	0- 0	0- 0	HOME	0- 0	0- 1	2- 0			
2- 1	0- 0	0- 0	AWAY	1- 0	0- 1	1- 0			
0- 0	0- 0	0- 0	NEUTRAL	0- 0	0- 0	0- 0			

RPI S Opponent Score	RPI S Opponent Score	RPI S Opponent Score	RPI S Opponent Score
13 A Marquette 52 100	27 H South Dakota St. 67 88	52 A SFA 53 60	106 H Idaho 66 82
		65 A Wyoming 58 66	145 A Texas St. 67 59
		73 A TCU 49 71	148 A Portland St. 53 55
		80 A Northern Colo. 79 66	196 N Delaware 69 60
			199 H Southern Utah 69 64
			216 H Long Beach St. 85 62
			239 H Northern Ariz. 80 70
			244 A Sacramento St. 69 53
			303 H Omaha 59 56
Team's RPI: 110			
LAST 12 Division I GAMES:			
148 A Portland St. 53 55	145 A Texas St. 67 59		
239 H Northern Ariz. 80 70	80 A Northern Colo. 79 66		
199 H Southern Utah 69 64	106 H Idaho 66 82		
27 H South Dakota St. 67 88	244 A Sacramento St. 69 53		
303 H Omaha 59 56	52 A SFA 53 60		
73 A TCU 49 71	216 H Long Beach St. 85 62		

Non-Div I Games: Carroll (MT) 64 48

Montana St.

Average RPI Win:	279	WON-LOST	WINNING	LAST 10	STRENGTH OF	OPP. STRENGTH	TEAM	ADJ.	CONF.	ADJ CONF.
Average RPI Loss:	158	RECORD	PCT. RANK	GAMES	SCHEDULE	OF SCHEDULE	RPI	RPI	RPI	RPI
DIV. I ONLY	9- 6	112	5-5	316	277	183	183	21	21	
DIV. I NON-CONF.	7- 4	109	0- 0	290	293	187	187	20	20	

TOTALS	RPI 1-25	RPI 26-50	W-L RECORDS	RPI 51-100	RPI 101-150	RPI 150+				
9- 6	0- 1	0- 1	OVERALL	0- 1	1- 0	8- 3				
4- 1	0- 0	0- 0	HOME	0- 0	0- 0	4- 1				
5- 5	0- 1	0- 1	AWAY	0- 1	1- 0	4- 2				
0- 0	0- 0	0- 0	NEUTRAL	0- 0	0- 0	0- 0				
7- 4	0- 1	0- 1	NON-CONFERENCE	0- 0	1- 0	6- 2				
4- 1	0- 0	0- 0	HOME	0- 0	0- 0	4- 1				
3- 3	0- 1	0- 1	AWAY	0- 0	1- 0	2- 1				
0- 0	0- 0	0- 0	NEUTRAL	0- 0	0- 0	0- 0				
2- 2	0- 0	0- 0	CONFERENCE	0- 1	0- 0	2- 1				
0- 0	0- 0	0- 0	HOME	0- 0	0- 0	0- 0				
2- 2	0- 0	0- 0	AWAY	0- 1	0- 0	2- 1				
0- 0	0- 0	0- 0	NEUTRAL	0- 0	0- 0	0- 0				

RPI 1-25				RPI 26-50				RPI 51-100				RPI 101+ Team's RPI: 183			
RPI	S	Opponent	Score	RPI	S	Opponent	Score	RPI	S	Opponent	Score	RPI	S	Opponent	Score
3	A	Baylor	58 96	30	A	Kentucky	57 87	62	A	Belmont	50 77	149	A	Radford	79 72
												212	A	Gardner-Webb	84 69
												231	A	Saint Francis (PA)	83 89
												252	A	Murray St.	83 61
												265	A	N.C. A&T	72 67
												286	H	St. Francis Brooklyn	94 101
												306	H	Valparaiso	68 62
												315	A	Tennessee St.	85 62
												328	H	Lipscomb	79 44
												334	A	Austin Peay	80 81
												342	H	Chicago St.	104 68
												344	H	Evansville	85 63
LAST 12 Division I GAMES:															
328	H	Lipscomb	79 44	315	A	Tennessee St.	85 62								
231	A	Saint Francis (PA)	83 89	62	A	Belmont	50 77								
149	A	Radford	79 72	334	A	Austin Peay	80 81								
3	A	Baylor	58 96	252	A	Murray St.	83 61								
344	H	Evansville	85 63	286	H	St. Francis Brooklyn	94 101								
30	A	Kentucky	57 87	342	H	Chicago St.	104 68								

Non-Div I Games: Alice Lloyd 121 56 Ky. Christian 119 28

Morehead St.

Average RPI Win:	310	WON-LOST	WINNING	LAST 10	STRENGTH OF	OPP. STRENGTH	TEAM	ADJ.	CONF.	ADJ CONF.
Average RPI Loss:	168	RECORD	PCT. RANK	GAMES	SCHEDULE	OF SCHEDULE	RPI	RPI	RPI	RPI
DIV. I ONLY	3- 13	310	3-7	222	299	322	322	32	32	
DIV. I NON-CONF.	1- 11	335	0- 1	175	190	323	323	32	32	

TOTALS	RPI 1-25	RPI 26-50	W-L RECORDS	RPI 51-100	RPI 101-150	RPI 150+				
3- 13	0- 1	0- 0	OVERALL	0- 3	0- 3	3- 6				
3- 3	0- 0	0- 0	HOME	0- 0	0- 0	3- 3				
0- 7	0- 0	0- 0	AWAY	0- 2	0- 3	0- 2				
0- 3	0- 1	0- 0	NEUTRAL	0- 1	0- 0	0- 1				
1- 11	0- 1	0- 0	NON-CONFERENCE	0- 3	0- 3	1- 4				
1- 2	0- 0	0- 0	HOME	0- 0	0- 0	1- 2				
0- 6	0- 0	0- 0	AWAY	0- 2	0- 3	0- 1				
0- 3	0- 1	0- 0	NEUTRAL	0- 1	0- 0	0- 1				
2- 2	0- 0	0- 0	CONFERENCE	0- 0	0- 0	2- 2				
2- 1	0- 0	0- 0	HOME	0- 0	0- 0	2- 1				
0- 1	0- 0	0- 0	AWAY	0- 0	0- 0	0- 1				
0- 0	0- 0	0- 0	NEUTRAL	0- 0	0- 0	0- 0				

RPI 1-25				RPI 26-50				RPI 51-100				RPI 101+ Team's RPI: 322			
RPI	S	Opponent	Score	RPI	S	Opponent	Score	RPI	S	Opponent	Score	RPI	S	Opponent	Score
22	N	Maryland	44 68					52	A	SFA	42 69	101	A	Western Ky.	43 90
								60	A	Michigan	47 70	107	A	Hartford	59 80
								88	N	Georgia	33 60	135	A	West Virginia	37 72
												226	A	Howard	56 79
												230	N	Niagara	57 67
												251	H	UMES	68 73
												280	H	UMass Lowell	61 49
												295	H	UMBC	68 73
												304	H	Central Conn. St.	36 60
												313	H	South Carolina St.	62 51
												316	A	FIU	50 59
												338	H	Savannah St.	63 47
LAST 12 Division I GAMES:															
251	H	UMES	68 73	230	N	Niagara	57 67								
280	H	UMass Lowell	61 49	226	A	Howard	56 79								
295	H	UMBC	68 73	313	H	South Carolina St.	62 51								
135	A	West Virginia	37 72	338	H	Savannah St.	63 47								
60	A	Michigan	47 70	101	A	Western Ky.	43 90								
316	A	FIU	50 59	304	H	Central Conn. St.	36 60								

Non-Div I Games: Washington Adventist 60 43 Lincoln (PA) 46 51

Morgan St.

Average RPI Win:	227	WON-LOST	WINNING	LAST 10	STRENGTH OF	OPP. STRENGTH	TEAM	ADJ.	CONF.	ADJ CONF.
Average RPI Loss:	186	RECORD	PCT. RANK	GAMES	SCHEDULE	OF SCHEDULE	RPI	RPI	RPI	RPI
DIV. I ONLY	6- 8	209	5-5	277	270	234	234	31	31	
DIV. I NON-CONF.	5- 5	162	0- 0	185	260	163	163	31	31	

TOTALS	RPI 1-25	RPI 26-50	W-L RECORDS	RPI 51-100	RPI 101-150	RPI 150+				
6- 8	0- 0	0- 0	OVERALL	1- 2	1- 1	4- 5				
3- 2	0- 0	0- 0	HOME	1- 0	1- 0	1- 2				
3- 6	0- 0	0- 0	AWAY	0- 2	0- 1	3- 3				
0- 0	0- 0	0- 0	NEUTRAL	0- 0	0- 0	0- 0				
5- 5	0- 0	0- 0	NON-CONFERENCE	1- 2	1- 1	3- 2				
2- 1	0- 0	0- 0	HOME	1- 0	1- 0	0- 1				
3- 4	0- 0	0- 0	AWAY	0- 2	0- 1	3- 1				
0- 0	0- 0	0- 0	NEUTRAL	0- 0	0- 0	0- 0				
1- 3	0- 0	0- 0	CONFERENCE	0- 0	0- 0	1- 3				
1- 1	0- 0	0- 0	HOME	0- 0	0- 0	1- 1				
0- 2	0- 0	0- 0	AWAY	0- 0	0- 0	0- 2				
0- 0	0- 0	0- 0	NEUTRAL	0- 0	0- 0	0- 0				

RPI 1-25				RPI 26-50				RPI 51-100				RPI 101+ Team's RPI: 234			
RPI	S	Opponent	Score	RPI	S	Opponent	Score	RPI	S	Opponent	Score	RPI	S	Opponent	Score
								60	A	Michigan	40 88	133	A	Duquesne	64 73
								75	A	Virginia Tech	51 83	149	H	Radford	89 77
								90	H	Towson	87 78	205	A	Rider	67 85
												212	A	Gardner-Webb	69 62
												231	A	Saint Francis (PA)	66 68
												251	H	UMES	73 86
												259	A	Robert Morris	58 70
												277	H	Bryant	68 73
												295	A	UMBC	65 52
												304	H	Central Conn. St.	84 53
												314	A	Loyola Maryland	77 67
LAST 12 Division I GAMES:															
149	H	Radford	89 77	304	H	Central Conn. St.	84 53	277	H	Bryant	68 73				
251	H	UMES	73 86	231	A	Saint Francis (PA)	66 68	259	A	Robert Morris	58 70				
75	A	Virginia Tech	51 83	90	H	Towson	87 78								
295	A	UMBC	65 52	205	A	Rider	67 85								
212	A	Gardner-Webb	69 62												
314	A	Loyola Maryland	77 67												

Non-Div I Games: Washington Col. 74 50

Mt. St. Mary's

Average RPI Win: 304
Average RPI Loss: 120

WON-LOST
RECORD

WINNING
PCT. RANK

LAST 10
GAMES

STRENGTH OF
SCHEDULE

OPP. STRENGTH
OF SCHEDULE

TEAM
RPI

ADJ.
RPI

CONF.
RPI

ADJ CONF.
RPI

DIV. I ONLY	4- 9	264	3-7	171	212	252	252	21	21
DIV. I NON-CONF.	2- 7	288	0- 0	115	181	267	267	20	20
TOTALS	RPI 1-25	RPI 26-50	W-L RECORDS	RPI 51-100	RPI 101-150	RPI 150+			
4- 9	0- 1	0- 2	OVERALL	0- 0	0- 3	4- 3			
3- 3	0- 0	0- 0	HOME	0- 0	0- 0	3- 3			
1- 6	0- 1	0- 2	AWAY	0- 0	0- 3	1- 0			
0- 0	0- 0	0- 0	NEUTRAL	0- 0	0- 0	0- 0			
2- 7	0- 1	0- 2	NON-CONFERENCE	0- 0	0- 2	2- 2			
2- 2	0- 0	0- 0	HOME	0- 0	0- 0	2- 2			
0- 5	0- 1	0- 2	AWAY	0- 0	0- 2	0- 0			
0- 0	0- 0	0- 0	NEUTRAL	0- 0	0- 0	0- 0			
2- 2	0- 0	0- 0	CONFERENCE	0- 0	0- 1	2- 1			
1- 1	0- 0	0- 0	HOME	0- 0	0- 0	1- 1			
1- 1	0- 0	0- 0	AWAY	0- 0	0- 1	1- 0			
0- 0	0- 0	0- 0	NEUTRAL	0- 0	0- 0	0- 0			

RPI	S	Opponent	Score	RPI	S	Opponent	Score	RPI	S	Opponent	Score	RPI	S	Opponent	Score
17	A	Butler	65 86	30	A	Kentucky	49 88					122	A	Arkansas St.	63 74
				31	A	Tennessee	77 98					125	A	UT Martin	67 75
												150	A	Illinois	52 84
												167	H	Southern Ill.	59 65
												183	H	Morehead St.	61 83
												222	A	Southeast Mo. St.	64 59
												254	H	Alabama A&M	53 59
												320	H	Eastern Ky.	81 63
												328	H	Lipscomb	97 61
												344	H	Evansville	81 53
LAST 12 Division I GAMES:															
31	A	Tennessee	77 98	222	A	Southeast Mo. St.	64 59								
30	A	Kentucky	49 88	125	A	UT Martin	67 75								
167	H	Southern Ill.	59 65	320	H	Eastern Ky.	81 63								
150	A	Illinois	52 84	183	H	Morehead St.	61 83								
254	H	Alabama A&M	53 59	328	H	Lipscomb	97 61								
122	A	Arkansas St.	63 74	17	A	Butler	65 86								

Non-Div I Games: Oakland City 113 55 Bethel (TN) 86 50

Murray St.

Loss, Non-Conf, S Site, H Home A Away N Neutral

Average RPI Win:	286	WON-LOST	WINNING	LAST 10	STRENGTH OF	OPP. STRENGTH	TEAM	ADJ.	CONF.	ADJ CONF.
Average RPI Loss:	225	RECORD	PCT. RANK	GAMES	SCHEDULE	OF SCHEDULE	RPI	RPI	RPI	RPI
DIV. I ONLY	2- 13	326	3-7	332	329	348	348	32	32	
DIV. I NON-CONF.	2- 10	311	0- 0	299	312	342	342	32	32	

TOTALS	RPI 1-25	RPI 26-50	W-L RECORDS	RPI 51-100	RPI 101-150	RPI 150+				
2- 13	0- 1	0- 0	OVERALL	0- 0	0- 0	2- 12				
2- 5	0- 0	0- 0	HOME	0- 0	0- 0	2- 5				
0- 7	0- 1	0- 0	AWAY	0- 0	0- 0	0- 6				
0- 1	0- 0	0- 0	NEUTRAL	0- 0	0- 0	0- 1				
2- 10	0- 1	0- 0	NON-CONFERENCE	0- 0	0- 0	2- 9				
2- 4	0- 0	0- 0	HOME	0- 0	0- 0	2- 4				
0- 5	0- 1	0- 0	AWAY	0- 0	0- 0	0- 4				
0- 1	0- 0	0- 0	NEUTRAL	0- 0	0- 0	0- 1				
0- 3	0- 0	0- 0	CONFERENCE	0- 0	0- 0	0- 3				
0- 1	0- 0	0- 0	HOME	0- 0	0- 0	0- 1				
0- 2	0- 0	0- 0	AWAY	0- 0	0- 0	0- 2				
0- 0	0- 0	0- 0	NEUTRAL	0- 0	0- 0	0- 0				

RPI 1-25				RPI 26-50				RPI 51-100				RPI 101+ Team's RPI: 348			
RPI	S	Opponent	Score	RPI	S	Opponent	Score	RPI	S	Opponent	Score	RPI	S	Opponent	Score
12	A	Iowa	39 106									159	H	UNCW	82 89
												162	A	High Point	69 80
												185	A	Georgia St.	54 65
												188	H	Elon	54 83
												207	H	Coastal Caro.	66 89
												248	H	Wofford	66 59
												249	H	Bethune-Cookman	50 67
												251	A	UMES	49 59
												272	A	Memphis	56 77
												276	A	Winthrop	41 66
												293	N	Kennesaw St.	54 78
												323	H	UNC Greensboro	66 57
												324	H	USC Upstate	63 82
												346	A	Delaware St.	61 71
LAST 12 Division I GAMES:															
293	N	Kennesaw St.	54 78	346	A	Delaware St.	61 71								
185	A	Georgia St.	54 65	251	A	UMES	49 59								
248	H	Wofford	66 59	249	H	Bethune-Cookman	50 67								
323	H	UNC Greensboro	66 57	272	A	Memphis	56 77								
207	H	Coastal Caro.	66 89	159	H	UNCW	82 89								
324	H	USC Upstate	63 82	12	A	Iowa	39 106								

Non-Div I Games: Johnson & Wales (NC) 43 Wilberforce 55 49

N. C. Central

Average RPI Win: 105		WON-LOST	WINNING	LAST 10	STRENGTH OF	OPP. STRENGTH	TEAM	ADJ.	CONF.	ADJ CONF.
Loss: 0		RECORD	PCT. RANK	GAMES	SCHEDULE	OF SCHEDULE	RPI	RPI	RPI	RPI
DIV. I ONLY		17- 0	1	10-0	44	11	8	8	1	1
DIV. I NON-CONF.		13- 0	1	0- 0	52	34	8	8	1	1
TOTALS		RPI 1-25	RPI 26-50	W-L RECORDS		RPI 51-100	RPI 101-150	RPI 150+		
17- 0	0- 0		2- 0	OVERALL		8- 0	4- 0	3- 0		
11- 0	0- 0		1- 0	HOME		6- 0	2- 0	2- 0		
4- 0	0- 0		0- 0	AWAY		2- 0	2- 0	0- 0		
2- 0	0- 0		1- 0	NEUTRAL		0- 0	0- 0	1- 0		
13- 0	0- 0		1- 0	NON-CONFERENCE		6- 0	3- 0	3- 0		
9- 0	0- 0		0- 0	HOME		5- 0	2- 0	2- 0		
2- 0	0- 0		0- 0	AWAY		1- 0	1- 0	0- 0		
2- 0	0- 0		1- 0	NEUTRAL		0- 0	0- 0	1- 0		
4- 0	0- 0		1- 0	CONFERENCE		2- 0	1- 0	0- 0		
2- 0	0- 0		1- 0	HOME		1- 0	0- 0	0- 0		
2- 0	0- 0		0- 0	AWAY		1- 0	1- 0	0- 0		
0- 0	0- 0		0- 0	NEUTRAL		0- 0	0- 0	0- 0		

RPI 1-25		Team's RPI : 8		RPI 26-50		RPI 51-100		RPI 101+			
RPI	S	Opponent	Score	RPI	S	Opponent	Score	RPI	S	Opponent	Score
				32	N	Michigan St.	78 74	60	H	Michigan	66 55
				40	H	Duke	63 51	62	H	Belmont	77 62
								71	H	Kent St.	78 61
								78	H	Old Dominion	85 56
								79	A	Boston College	85 69
								84	H	Pittsburgh	63 34
								85	H	Maine	84 46
								93	A	Georgetown	76 65
LAST 12 Division I GAMES:											
				128	H	Davidson	75 45	111	A	Virginia	66 38
				131	A	Chattanooga	78 58	84	H	Pittsburgh	63 34
				85	H	Maine	84 46	79	A	Boston College	85 69
				93	A	Georgetown	76 65	40	H	Duke	63 51
				220	H	Hampton	83 51	60	H	Michigan	66 55
				78	H	Old Dominion	85 56	189	N	George Washington	69 61

Non-Div I Games:

NC State

■ Loss, ■ Non-Conf, S Site, H Home A Away N Neutral

Average RPI Win:	312	WON-LOST	WINNING	LAST 10	STRENGTH OF	OPP. STRENGTH	TEAM	ADJ.	CONF.	ADJ CONF.
Average RPI Loss:	194	RECORD	PCT. RANK	GAMES	SCHEDULE	OF SCHEDULE	RPI	RPI	RPI	RPI
DIV. I ONLY	5- 11	259	4-6	301	334	310	310	25	25	
DIV. I NON-CONF.	3- 10	278	0- 0	292	334	321	321	27	27	

TOTALS	RPI 1-25	RPI 26-50	W-L RECORDS	RPI 51-100	RPI 101-150	RPI 150+				
5- 11	0- 0	0- 0	OVERALL	0- 2	0- 2	5- 7				
3- 4	0- 0	0- 0	HOME	0- 1	0- 1	3- 2				
2- 7	0- 0	0- 0	AWAY	0- 1	0- 1	2- 5				
0- 0	0- 0	0- 0	NEUTRAL	0- 0	0- 0	0- 0				
3- 10	0- 0	0- 0	NON-CONFERENCE	0- 2	0- 2	3- 6				
1- 4	0- 0	0- 0	HOME	0- 1	0- 1	1- 2				
2- 6	0- 0	0- 0	AWAY	0- 1	0- 1	2- 4				
0- 0	0- 0	0- 0	NEUTRAL	0- 0	0- 0	0- 0				
2- 1	0- 0	0- 0	CONFERENCE	0- 0	0- 0	2- 1				
2- 0	0- 0	0- 0	HOME	0- 0	0- 0	2- 0				
0- 1	0- 0	0- 0	AWAY	0- 0	0- 0	0- 1				
0- 0	0- 0	0- 0	NEUTRAL	0- 0	0- 0	0- 0				

RPI 1-25				RPI 26-50				RPI 51-100				RPI 101+ Team's RPI: 310					
RPI	S	Opponent	Score	RPI	S	Opponent	Score	RPI	S	Opponent	Score	RPI	S	Opponent	Score		
								64	A	Penn	42	85	107	H	Hartford	53	84
								71	H	Kent St.	40	57	135	A	West Virginia	50	95
													156	A	North Ala.	60	72
													205	A	Rider	46	67
													222	H	Southeast Mo. St.	58	68
													226	A	Howard	57	77
													271	A	Colgate	71	53
													293	H	Kennesaw St.	66	60
													297	H	Vermont	63	71
													302	A	Saint Peter's	57	70
													318	H	Western Caro.	79	71
													328	H	Lipscomb	80	67
													349	A	Fairleigh Dickinson	43	64
													350	A	LIU Brooklyn	72	51
LAST 12 Division I GAMES:																	
				71	H	Kent St.	40	57				328	H	Lipscomb	80	67	
				271	A	Colgate	71	53				156	A	North Ala.	60	72	
				350	A	LIU Brooklyn	72	51				293	H	Kennesaw St.	66	60	
				297	H	Vermont	63	71				107	H	Hartford	53	84	
				205	A	Rider	46	67				318	H	Western Caro.	79	71	
				222	H	Southeast Mo. St.	58	68				349	A	Fairleigh Dickinson	43	64	

Non-Div I Games:

NJIT

Average RPI	Win:	259	WON-LOST	WINNING	LAST 10	STRENGTH OF	OPP. STRENGTH	TEAM	ADJ.	CONF.	ADJ CONF.
Average RPI	Loss:	155	RECORD	PCT. RANK	GAMES	SCHEDULE	OF SCHEDULE	RPI	RPI	RPI	RPI
DIV. I ONLY		6- 7		195	6-4	226	261	203	203	20	20
DIV. I NON-CONF.		4- 5		190	0- 0	196	302	208	208	24	24
<hr/>											
TOTALS	RPI 1-25		RPI 26-50		W-L RECORDS	RPI 51-100		RPI 101-150		RPI 150+	
6- 7	0- 0		0- 0		OVERALL	0- 1		0- 4		6- 2	
2- 4	0- 0		0- 0		HOME	0- 1		0- 3		2- 0	
4- 3	0- 0		0- 0		AWAY	0- 0		0- 1		4- 2	
0- 0	0- 0		0- 0		NEUTRAL	0- 0		0- 0		0- 0	
4- 5	0- 0		0- 0		NON-CONFERENCE	0- 1		0- 2		4- 2	
2- 2	0- 0		0- 0		HOME	0- 1		0- 1		2- 0	
2- 3	0- 0		0- 0		AWAY	0- 0		0- 1		2- 2	
0- 0	0- 0		0- 0		NEUTRAL	0- 0		0- 0		0- 0	
2- 2	0- 0		0- 0		CONFERENCE	0- 0		0- 2		2- 0	
0- 2	0- 0		0- 0		HOME	0- 0		0- 2		0- 0	
2- 0	0- 0		0- 0		AWAY	0- 0		0- 0		2- 0	
0- 0	0- 0		0- 0		NEUTRAL	0- 0		0- 0		0- 0	

RPI 1-25				RPI 26-50				RPI 51-100				RPI 101+ Team's RPI: 203					
RPI	S	Opponent	Score	RPI	S	Opponent	Score	RPI	S	Opponent	Score	RPI	S	Opponent	Score		
								64	H	Penn	61	65	116	H	Marist	48	72
												118	H	Lehigh	38	56	
												123	A	Colorado	43	59	
												144	H	American	45	58	
												205	A	Rider	66	60	
												215	A	Air Force	54	47	
												241	A	Monmouth	67	68	
												265	H	N. C. A&T	72	49	
												271	A	Colgate	62	49	
												279	A	Norfolk St.	58	65	
												281	H	Saint Joseph's	49	48	
												314	A	Loyola Maryland	58	46	
LAST 12 Division I GAMES:																	
				281	H	Saint Joseph's	49	48	271	A	Colgate	62	49				
				241	A	Monmouth	67	68	144	H	American	45	58				
				123	A	Colorado	43	59	118	H	Lehigh	38	56				
				215	A	Air Force	54	47	314	A	Loyola Maryland	58	46				
				205	A	Rider	66	60	64	H	Penn	61	65				
				265	H	N. C. A&T	72	49	279	A	Norfolk St.	58	65				

Non-Div I Games: Catholic 81 36

Navy

Average RPI	Win:	165	WON-LOST	WINNING	LAST 10	STRENGTH OF	OPP. STRENGTH	TEAM	ADJ.	CONF.	ADJ CONF.
Average RPI	Loss:	38	RECORD	PCT. RANK	GAMES	SCHEDULE	OF SCHEDULE	RPI	RPI	RPI	RPI
DIV. I ONLY		7- 9		203	5-5	23	18	92	92	4	4
DIV. I NON-CONF.		5- 6		177	0- 0	62	36	114	114	5	5
<hr/>											
TOTALS	RPI 1-25		RPI 26-50		W-L RECORDS		RPI 51-100		RPI 101-150		RPI 150+
7- 9	0- 5		1- 1		OVERALL		1- 3		2- 0		3- 0
5- 3	0- 3		1- 0		HOME		1- 0		0- 0		3- 0
1- 6	0- 2		0- 1		AWAY		0- 3		1- 0		0- 0
1- 0	0- 0		0- 0		NEUTRAL		0- 0		1- 0		0- 0
5- 6	0- 2		1- 1		NON-CONFERENCE		0- 3		1- 0		3- 0
4- 1	0- 1		1- 0		HOME		0- 0		0- 0		3- 0
0- 5	0- 1		0- 1		AWAY		0- 3		0- 0		0- 0
1- 0	0- 0		0- 0		NEUTRAL		0- 0		1- 0		0- 0
2- 3	0- 3		0- 0		CONFERENCE		1- 0		1- 0		0- 0
1- 2	0- 2		0- 0		HOME		1- 0		0- 0		0- 0
1- 1	0- 1		0- 0		AWAY		0- 0		1- 0		0- 0
0- 0	0- 0		0- 0		NEUTRAL		0- 0		0- 0		0- 0

RPI 1-25				RPI 26-50				RPI 51-100 Team's RPI: 92				RPI 101+			
RPI	S	Opponent	Score	RPI	S	Opponent	Score	RPI	S	Opponent	Score	RPI	S	Opponent	Score
6	A	Louisville	68 85	41	A	Miami (FL)	68 82	55	A	Arkansas	80 84	102	A	Ohio St.	78 69
12	A	Iowa	71 77	49	H	Kansas	58 52	60	H	Michigan	70 56	149	N	Radford	77 39
14	H	Drake	77 83					74	A	Creighton	65 74	163	H	Denver	96 71
20	H	Rutgers	56 62					95	A	Washington St.	84 87	307	H	San Jose St.	96 63
22	H	Maryland	63 81									324	H	USC Upstate	87 64
<hr/>															
LAST 12 Division I GAMES:															
60	H	Michigan	70 56	20	H	Rutgers	56 62								
55	A	Arkansas	80 84	22	H	Maryland	63 81								
163	H	Denver	96 71	12	A	Iowa	71 77								
307	H	San Jose St.	96 63	102	A	Ohio St.	78 69								
49	H	Kansas	58 52	6	A	Louisville	68 85								
74	A	Creighton	65 74	149	N	Radford	77 39								

Non-Div I Games:

Nebraska

Average RPI Win:	281	WON-LOST	WINNING	LAST 10	STRENGTH OF	OPP. STRENGTH	TEAM	ADJ.	CONF.	ADJ CONF.
Average RPI Loss:	107	RECORD	PCT. RANK	GAMES	SCHEDULE	OF SCHEDULE	RPI	RPI	RPI	RPI
DIV. I ONLY	4- 10	272	4-6	158	159	253	253	12	12	
DIV. I NON-CONF.	3- 7	256	0- 1	162	141	263	263	11	11	

TOTALS	RPI 1-25	RPI 26-50	W-L RECORDS	RPI 51-100	RPI 101-150	RPI 150+				
4- 10	0- 0	0- 1	OVERALL	0- 3	0- 5	4- 1				
2- 6	0- 0	0- 1	HOME	0- 3	0- 2	2- 0				
2- 2	0- 0	0- 0	AWAY	0- 0	0- 1	2- 1				
0- 2	0- 0	0- 0	NEUTRAL	0- 0	0- 2	0- 0				
3- 7	0- 0	0- 1	NON-CONFERENCE	0- 1	0- 4	3- 1				
2- 4	0- 0	0- 1	HOME	0- 1	0- 2	2- 0				
1- 1	0- 0	0- 0	AWAY	0- 0	0- 0	1- 1				
0- 2	0- 0	0- 0	NEUTRAL	0- 0	0- 2	0- 0				
1- 3	0- 0	0- 0	CONFERENCE	0- 2	0- 1	1- 0				
0- 2	0- 0	0- 0	HOME	0- 2	0- 0	0- 0				
1- 1	0- 0	0- 0	AWAY	0- 0	0- 1	1- 0				
0- 0	0- 0	0- 0	NEUTRAL	0- 0	0- 0	0- 0				

RPI 1-25				RPI 26-50				RPI 51-100				RPI 101+				Team's RPI: 253	
RPI	S	Opponent	Score	RPI	S	Opponent	Score	RPI	S	Opponent	Score	RPI	S	Opponent	Score		
				43	H	Utah	52 74	56	H	New Mexico	64 66	114	N	Northern Ill.	69 98		
								61	H	Southern California	51 72	123	H	Colorado	52 65		
								96	H	Fresno St.	63 79	139	N	UC Davis	68 84		
												141	H	Texas Tech	67 86		
												142	A	Utah St.	76 79		
												158	A	Santa Clara	48 56		
												216	A	Long Beach St.	76 67		
												264	H	Hawaii	79 78		
												307	A	San Jose St.	52 49		
												335	H	Seattle U	67 54		
LAST 12 Division I GAMES:																	
				142	A	Utah St.	76 79	114	N	Northern Ill.	69 98						
				264	H	Hawaii	79 78	96	H	Fresno St.	63 79						
				335	H	Seattle U	67 54	307	A	San Jose St.	52 49						
				141	H	Texas Tech	67 86	56	H	New Mexico	64 66						
				139	N	UC Davis	68 84	123	H	Colorado	52 65						
				61	H	Southern California	51 72	216	A	Long Beach St.	76 67						

Non-Div I Games: Stanislaus St. 75 52

Nevada

Average RPI Win: 268

Average RPI Loss: 174

WON-LOST
RECORDWINNING
PCT. RANKLAST 10
GAMESSTRENGTH OF
SCHEDULEOPP. STRENGTH
OF SCHEDULETEAM
RPIADJ.
RPICONF.
RPIADJ CONF.
RPIDIV. I ONLY
DIV. I NON-CONF.3- 13
2- 10310
3113-7
0- 0197
207294
307301
322301
32223
2323
23

TOTALS

RPI 1-25

RPI 26-50

W-L RECORDS

RPI 51-100

RPI 101-150

RPI 150+

3- 13

0- 0

0- 1

OVERALL

0- 3

0- 3

3- 6

2- 5

0- 0

0- 0

HOME

0- 1

0- 1

2- 3

1- 8

0- 0

0- 1

AWAY

0- 2

0- 2

1- 3

0- 0

0- 0

0- 0

NEUTRAL

0- 0

0- 0

0- 0

2- 10

0- 0

0- 1

NON-CONFERENCE

0- 2

0- 2

2- 5

2- 3

0- 0

0- 0

HOME

0- 1

0- 0

2- 2

0- 7

0- 0

0- 1

AWAY

0- 1

0- 2

0- 3

0- 0

0- 0

0- 0

NEUTRAL

0- 0

0- 0

0- 0

1- 3

0- 0

0- 0

CONFERENCE

0- 1

0- 1

1- 1

0- 2

0- 0

0- 0

HOME

0- 0

0- 1

0- 1

1- 1

0- 0

0- 0

AWAY

0- 1

0- 0

1- 0

0- 0

0- 0

0- 0

NEUTRAL

0- 0

0- 0

0- 0

RPI 1-25

RPI 26-50

RPI 51-100

RPI 101+

Team's RPI: 301

RPI S Opponent Score

RPI S Opponent Score

29 A Northeastern 54 69

RPI S Opponent Score

85 A Maine 46 67

89 H Princeton 42 90

97 A Minnesota 47 70

RPI S Opponent Score

120 A Boston U. 39 60

134 H Stony Brook 63 82

147 A South Fla. 36 79

225 H Dartmouth 42 62

236 H Sacred Heart 60 71

238 A Brown 70 76

243 H Binghamton 62 71

247 H Holy Cross 74 62

277 H Bryant 79 74

280 A UMass Lowell 56 53

304 A Central Conn. St. 47 56

321 A North Dakota St. 51 56

LAST 12 Division I GAMES:

89 H Princeton 42 90

225 H Dartmouth 42 62

304 A Central Conn. St. 47 56

247 H Holy Cross 74 62

147 A South Fla. 36 79

120 A Boston U. 39 60

134 H Stony Brook 63 82

280 A UMass Lowell 56 53

243 H Binghamton 62 71

85 A Maine 46 67

277 H Bryant 79 74

29 A Northeastern 54 69

New Hampshire

New Hampshire

Non-Div I Games: U New England 68 44

New Hampshire

Loss, Non-Conf, S Site, H Home A Away N Neutral

Average RPI Win:	181	WON-LOST	WINNING	LAST 10	STRENGTH OF	OPP. STRENGTH	TEAM	ADJ.	CONF.	ADJ CONF.
Average RPI Loss:	142	RECORD	PCT. RANK	GAMES	SCHEDULE	OF SCHEDULE	RPI	RPI	RPI	RPI
DIV. I ONLY	13- 2	21	9-1	213	73	56	56	12	12	
DIV. I NON-CONF.	10- 1	19	1- 0	118	94	30	30	11	11	

TOTALS	RPI 1-25	RPI 26-50	W-L RECORDS	RPI 51-100	RPI 101-150	RPI 150+				
13- 2	0- 0	0- 1	OVERALL	1- 0	3- 0	9- 1				
9- 1	0- 0	0- 1	HOME	1- 0	2- 0	6- 0				
4- 1	0- 0	0- 0	AWAY	0- 0	1- 0	3- 1				
0- 0	0- 0	0- 0	NEUTRAL	0- 0	0- 0	0- 0				
10- 1	0- 0	0- 1	NON-CONFERENCE	1- 0	3- 0	6- 0				
7- 1	0- 0	0- 1	HOME	1- 0	2- 0	4- 0				
3- 0	0- 0	0- 0	AWAY	0- 0	1- 0	2- 0				
0- 0	0- 0	0- 0	NEUTRAL	0- 0	0- 0	0- 0				
3- 1	0- 0	0- 0	CONFERENCE	0- 0	0- 0	3- 1				
2- 0	0- 0	0- 0	HOME	0- 0	0- 0	2- 0				
1- 1	0- 0	0- 0	AWAY	0- 0	0- 0	1- 1				
0- 0	0- 0	0- 0	NEUTRAL	0- 0	0- 0	0- 0				

RPI 1-25				RPI 26-50				RPI 51-100				Team's RPI : 56				RPI 101+			
RPI	S	Opponent	Score	RPI	S	Opponent	Score	RPI	S	Opponent	Score	RPI	S	Opponent	Score	RPI	S	Opponent	Score
				48	H	Auburn	76 79					52	H	SFA	74 33	107	H	Hartford	72 65
																124	A	Houston	89 84
																145	H	Texas St.	82 51
																153	H	Oklahoma	84 80
																175	H	Col orado St.	70 58
																186	A	New Mexico St.	75 50
																186	H	New Mexico St.	83 58
																215	H	Air Force	78 57
																235	A	UNLV	57 66
																239	A	Northern Ariz.	84 55
																244	H	Sacramento St.	85 53
																253	A	Nevada	66 64
																273	H	UTEP	69 51
LAST 12 Division I GAMES:																			
				235	A	UNLV	57 66					52	H	SFA	74 33				
				253	A	Nevada	66 64					107	H	Hartford	72 65				
				215	H	Air Force	78 57					48	H	Auburn	76 79				
				244	H	Sacramento St.	85 53					175	H	Col orado St.	70 58				
				186	A	New Mexico St.	75 50					273	H	UTEP	69 51				
				239	A	Northern Ariz.	84 55					186	H	New Mexi co St.	83 58				

Non-Div I Games:

New Mexico

Average RPI Win:	284	WON-LOST	WINNING	LAST 10	STRENGTH OF	OPP. STRENGTH	TEAM	ADJ.	CONF.	ADJ CONF.
Average RPI Loss:	167	RECORD	PCT. RANK	GAMES	SCHEDULE	OF SCHEDULE	RPI	RPI	RPI	RPI
DIV. I ONLY	8- 6	126	6-4	254	349	186	186	30	30	
DIV. I NON-CONF.	6- 5	143	1- 0	190	345	182	182	30	30	

TOTALS	RPI 1-25	RPI 26-50	W-L RECORDS	RPI 51-100	RPI 101-150	RPI 150+				
8- 6	0- 0	0- 0	OVERALL	0- 2	0- 0	8- 4				
2- 2	0- 0	0- 0	HOME	0- 1	0- 0	2- 1				
5- 3	0- 0	0- 0	AWAY	0- 1	0- 0	5- 2				
1- 1	0- 0	0- 0	NEUTRAL	0- 0	0- 0	1- 1				
6- 5	0- 0	0- 0	NON-CONFERENCE	0- 2	0- 0	6- 3				
1- 2	0- 0	0- 0	HOME	0- 1	0- 0	1- 1				
4- 2	0- 0	0- 0	AWAY	0- 1	0- 0	4- 1				
1- 1	0- 0	0- 0	NEUTRAL	0- 0	0- 0	1- 1				
2- 1	0- 0	0- 0	CONFERENCE	0- 0	0- 0	2- 1				
1- 0	0- 0	0- 0	HOME	0- 0	0- 0	1- 0				
1- 1	0- 0	0- 0	AWAY	0- 0	0- 0	1- 1				
0- 0	0- 0	0- 0	NEUTRAL	0- 0	0- 0	0- 0				

RPI 1-25				RPI 26-50				RPI 51-100				RPI 101+				Team's RPI: 186
RPI	S	Opponent	Score	RPI	S	Opponent	Score	RPI	S	Opponent	Score	RPI	S	Opponent	Score	
								56	A	New Mexico	58 83	163	H	Denver	66 64	
								56	H	New Mexico	50 75	170	H	Abilene Christian	46 58	
												176	N	South Alabama	67 68	
												210	A	UC Riverside	64 65	
												273	A	UTEP	69 65	
												288	A	A&M-Corpus Christi	67 65	
												290	A	CSU Bakersfield	61 59	
												292	H	California Baptist	76 69	
												294	A	Western Mich.	66 54	
												317	A	UC Santa Barbara	81 73	
												333	A	Grand Canyon	51 54	
												351	N	Alcorn	82 64	
LAST 12 Division I GAMES:																
317	A	UC Santa Barbara	81 73	351	N	Alcorn	82 64									
210	A	UC Riverside	64 65	290	A	CSU Bakersfield	61 59									
176	N	South Alabama	67 68	333	A	Grand Canyon	51 54									
288	A	A&M-Corpus Christi	67 65	292	H	California Baptist	76 69									
56	H	New Mexico	50 75	56	A	New Mexico	58 83									
163	H	Denver	66 64	170	H	Abilene Christian	46 58									

Non-Div I Games: Tex. Permian Basin 70 38 Northern N.M. 101 51

New Mexico St.

Average RPI Win:	309	WON-LOST	WINNING	LAST 10	STRENGTH OF	OPP. STRENGTH	TEAM	ADJ.	CONF.	ADJ CONF.
Average RPI Loss:	157	RECORD	PCT. RANK	GAMES	SCHEDULE	OF SCHEDULE	RPI	RPI	RPI	RPI
DIV. I ONLY	2- 8	306	3-7	228	255	300	300	26	26	
DIV. I NON-CONF.	1- 5	311	0- 0	81	263	220	220	22	22	

TOTALS	RPI 1-25	RPI 26-50	W-L RECORDS	RPI 51-100	RPI 101-150	RPI 150+				
2- 8	0- 0	0- 1	OVERALL	0- 2	0- 1	2- 4				
1- 3	0- 0	0- 0	HOME	0- 1	0- 0	1- 2				
1- 5	0- 0	0- 1	AWAY	0- 1	0- 1	1- 2				
0- 0	0- 0	0- 0	NEUTRAL	0- 0	0- 0	0- 0				
1- 5	0- 0	0- 1	NON-CONFERENCE	0- 1	0- 1	1- 2				
0- 1	0- 0	0- 0	HOME	0- 0	0- 0	0- 1				
1- 4	0- 0	0- 1	AWAY	0- 1	0- 1	1- 1				
0- 0	0- 0	0- 0	NEUTRAL	0- 0	0- 0	0- 0				
1- 3	0- 0	0- 0	CONFERENCE	0- 1	0- 0	1- 2				
1- 2	0- 0	0- 0	HOME	0- 1	0- 0	1- 1				
0- 1	0- 0	0- 0	AWAY	0- 0	0- 0	0- 1				
0- 0	0- 0	0- 0	NEUTRAL	0- 0	0- 0	0- 0				

RPI 1-25				RPI 26-50				RPI 51-100				RPI 101+				Team's RPI: 300			
RPI	S	Opponent	Score	RPI	S	Opponent	Score	RPI	S	Opponent	Score	RPI	S	Opponent	Score				
				41	A	Mi ami (FL)	38 78					77	H	Lamar Uni versi ty	57 79	117	A	Ri ce	56 67
												84	A	Pi ttsburgh	38 90	166	A	Xavi er	45 61
																170	H	Abi lene Chri sti an	52 59
																272	A	Memphi s	66 59
																289	A	Houston Bapti st	74 83
																311	H	La. -Monroe	44 57
																345	H	McNeese	88 76
LAST 12 Divi sion I GAMES:																			
				166	A	Xavi er	45 61					345	H	McNeese	88 76				
				41	A	Mi ami (FL)	38 78					77	H	Lamar Uni versi ty	57 79				
				272	A	Memphi s	66 59					289	A	Houston Bapti st	74 83				
				117	A	Ri ce	56 67					170	H	Abi lene Chri sti an	52 59				
				311	H	La. -Monroe	44 57												
				84	A	Pi ttsburgh	38 90												

Non-Div I Games: Dillard 68 59 Centenary (LA) 104 42 Trinity Baptist 93 38

New Orleans

Average RPI Win:	297	WON-LOST	WINNING	LAST 10	STRENGTH OF	OPP. STRENGTH	TEAM	ADJ.	CONF.	ADJ CONF.
Average RPI Loss:	126	RECORD	PCT. RANK	GAMES	SCHEDULE	OF SCHEDULE	RPI	RPI	RPI	RPI
DIV. I ONLY	7- 9	203	6-4	256	156	230	230	27	27	
DIV. I NON-CONF.	4- 8	241	1- 0	202	101	257	257	28	28	

TOTALS	RPI 1-25	RPI 26-50	W-L RECORDS	RPI 51-100	RPI 101-150	RPI 150+				
7- 9	0- 2	0- 1	OVERALL	0- 0	0- 3	7- 3				
4- 3	0- 0	0- 0	HOME	0- 0	0- 1	4- 2				
2- 5	0- 2	0- 1	AWAY	0- 0	0- 1	2- 1				
1- 1	0- 0	0- 0	NEUTRAL	0- 0	0- 1	1- 0				
4- 8	0- 2	0- 1	NON-CONFERENCE	0- 0	0- 2	4- 3				
3- 2	0- 0	0- 0	HOME	0- 0	0- 0	3- 2				
0- 5	0- 2	0- 1	AWAY	0- 0	0- 1	0- 1				
1- 1	0- 0	0- 0	NEUTRAL	0- 0	0- 1	1- 0				
3- 1	0- 0	0- 0	CONFERENCE	0- 0	0- 1	3- 0				
1- 1	0- 0	0- 0	HOME	0- 0	0- 1	1- 0				
2- 0	0- 0	0- 0	AWAY	0- 0	0- 0	2- 0				
0- 0	0- 0	0- 0	NEUTRAL	0- 0	0- 0	0- 0				

RPI 1-25				RPI 26-50				RPI 51-100				RPI 101+				Team's RPI: 230
RPI	S	Opponent	Score	RPI	S	Opponent	Score	RPI	S	Opponent	Score	RPI	S	Opponent	Score	
4	A	Syracuse	45 94	37	A	Buffalo	61 88					115	N	Yale	64 67	
10	A	Iowa St.	35 95									116	H	Marist	58 87	
												135	A	West Virginia	32 84	
												214	H	St. Bonaventure	48 76	
												226	H	Howard	61 68	
												243	H	Binghamton	79 72	
												271	H	Colgate	74 69	
												281	A	Saint Joseph's	54 68	
												287	H	Coppin St.	71 69	
												302	A	Saint Peter's	75 66	
												312	A	Iona	58 46	
												322	N	Morgan St.	67 57	
												340	H	Manhattan	61 51	

LAST 12 Division I GAMES:																
271	H	Colgate	74 69	322	N	Morgan St.	67 57									
135	A	West Virginia	32 84	115	N	Yale	64 67									
4	A	Syracuse	45 94	312	A	Iona	58 46									
287	H	Coppin St.	71 69	302	A	Saint Peter's	75 66									
243	H	Binghamton	79 72	340	H	Manhattan	61 51									
226	H	Howard	61 68	116	H	Marist	58 87									

Non-Div I Games:

Niagara

Average RPI Win:	286	WON-LOST	WINNING	LAST 10	STRENGTH OF	OPP. STRENGTH	TEAM	ADJ.	CONF.	ADJ CONF.
Average RPI Loss:	81	RECORD	PCT. RANK	GAMES	SCHEDULE	OF SCHEDULE	RPI	RPI	RPI	RPI
DIV. I ONLY	7- 7	166	7-3	242	131	177	177	26	26	
DIV. I NON-CONF.	4- 6	212	0- 1	158	96	152	152	22	22	

TOTALS	RPI 1-25	RPI 26-50	W-L RECORDS	RPI 51-100	RPI 101-150	RPI 150+				
7- 7	0- 1	0- 2	OVERALL	0- 2	0- 1	7- 1				
4- 0	0- 0	0- 0	HOME	0- 0	0- 0	4- 0				
2- 6	0- 1	0- 2	AWAY	0- 2	0- 1	2- 0				
1- 1	0- 0	0- 0	NEUTRAL	0- 0	0- 0	1- 1				
4- 6	0- 1	0- 2	NON-CONFERENCE	0- 1	0- 1	4- 1				
1- 0	0- 0	0- 0	HOME	0- 0	0- 0	1- 0				
2- 5	0- 1	0- 2	AWAY	0- 1	0- 1	2- 0				
1- 1	0- 0	0- 0	NEUTRAL	0- 0	0- 0	1- 1				
3- 1	0- 0	0- 0	CONFERENCE	0- 1	0- 0	3- 0				
3- 0	0- 0	0- 0	HOME	0- 0	0- 0	3- 0				
0- 1	0- 0	0- 0	AWAY	0- 1	0- 0	0- 0				
0- 0	0- 0	0- 0	NEUTRAL	0- 0	0- 0	0- 0				

RPI 1-25				RPI 26-50				RPI 51-100				RPI 101+ Team's RPI: 177			
RPI	S	Opponent	Score	RPI	S	Opponent	Score	RPI	S	Opponent	Score	RPI	S	Opponent	Score
3	A	Baylor	39 100	48	A	Auburn	59 80	52	A	SFA	62 70	145	A	Texas St.	67 72
				50	A	LSU	44 76	72	A	Tulane	46 71	196	N	Delaware	56 71
												224	N	Texas Southern	58 57
												269	H	Mississippi Val.	72 47
												273	A	UTEP	58 56
												289	H	Houston Baptist	77 54
												305	H	Incarinate Word	86 62
												311	A	La.-Monroe	55 54
												329	H	Northwestern St.	97 86
LAST 12 Division I GAMES:															
50	A	LSU	44 76	196	N	Delaware	56 71								
311	A	La.-Monroe	55 54	145	A	Texas St.	67 72								
72	A	Tulane	46 71	289	H	Houston Baptist	77 54								
269	H	Mississippi Val.	72 47	52	A	SFA	62 70								
224	N	Texas Southern	58 57	305	H	Incarinate Word	86 62								
273	A	UTEP	58 56	329	H	Northwestern St.	97 86								

Non-Div I Games: Southern-N.O. 86 49 William Carey 86 45

Nicholls St.

Average RPI Win:	291	WON-LOST	WINNING	LAST 10	STRENGTH OF	OPP. STRENGTH	TEAM	ADJ.	CONF.	ADJ CONF.
Average RPI Loss:	164	RECORD	PCT. RANK	GAMES	SCHEDULE	OF SCHEDULE	RPI	RPI	RPI	RPI
DIV. I ONLY	7- 8	188	6-4	333	234	279	279	32	32	
DIV. I NON-CONF.	3- 8	267	1- 0	262	201	291	291	32	32	

TOTALS	RPI 1-25	RPI 26-50	W-L RECORDS	RPI 51-100	RPI 101-150	RPI 150+				
7- 8	0- 0	0- 0	OVERALL	0- 2	0- 1	7- 5				
5- 2	0- 0	0- 0	HOME	0- 0	0- 0	5- 2				
1- 6	0- 0	0- 0	AWAY	0- 2	0- 1	1- 3				
1- 0	0- 0	0- 0	NEUTRAL	0- 0	0- 0	1- 0				
3- 8	0- 0	0- 0	NON-CONFERENCE	0- 2	0- 1	3- 5				
2- 2	0- 0	0- 0	HOME	0- 0	0- 0	2- 2				
0- 6	0- 0	0- 0	AWAY	0- 2	0- 1	0- 3				
1- 0	0- 0	0- 0	NEUTRAL	0- 0	0- 0	1- 0				
4- 0	0- 0	0- 0	CONFERENCE	0- 0	0- 0	4- 0				
3- 0	0- 0	0- 0	HOME	0- 0	0- 0	3- 0				
1- 0	0- 0	0- 0	AWAY	0- 0	0- 0	1- 0				
0- 0	0- 0	0- 0	NEUTRAL	0- 0	0- 0	0- 0				

RPI 1-25				RPI 26-50				RPI 51-100				RPI 101+ Team's RPI: 279					
RPI	S	Opponent	Score	RPI	S	Opponent	Score	RPI	S	Opponent	Score	RPI	S	Opponent	Score		
								78	A	Old Dominion	53	69	118	A	Lehigh	41	62
								91	A	Wake Forest	61	63	162	A	High Point	51	83
												165	H	William & Mary	44	55	
												187	A	Ole Miss	42	60	
												203	H	Navy	65	58	
												249	H	Bethune-Cookman	57	50	
												256	A	La Salle	52	62	
												257	H	Campbell	49	57	
												268	N	Liberty	66	53	
												287	A	Coppin St.	68	63	
												339	H	Florida A&M	60	58	
												346	H	Delaware St.	63	50	
												347	H	Longwood	74	42	
LAST 12 Division I GAMES:																	
165	H	William & Mary	44	55	268	N	Liberty	66	53								
162	A	High Point	51	83	249	H	Bethune-Cookman	57	50								
347	H	Longwood	74	42	287	A	Coppin St.	68	63								
256	A	La Salle	52	62	339	H	Florida A&M	60	58								
118	A	Lehigh	41	62	346	H	Delaware St.	63	50								
257	H	Campbell	49	57	91	A	Wake Forest	61	63								

Non-Div I Games: Cheyney 93 40 Saint Augustine's 71 38

Norfolk St.

Average RPI Win: 256

Average RPI Loss: 124

WON-LOST
RECORDWINNING
PCT. RANKLAST 10
GAMESSTRENGTH OF
SCHEDULEOPP. STRENGTH
OF SCHEDULETEAM
RPIADJ.
RPICONF.
RPIADJ CONF.
RPIDIV. I ONLY
DIV. I NON-CONF.8- 2
5- 139
378-2
0- 0331
344189
80156
155156
15525
2725
27

TOTALS

RPI 1-25

RPI 26-50

W-L RECORDS

RPI 51-100

RPI 101-150

RPI 150+

8- 2

0- 0

0- 0

OVERALL

0- 1

0- 0

8- 1

2- 1

0- 0

0- 0

HOME

0- 1

0- 0

2- 0

5- 1

0- 0

0- 0

AWAY

0- 0

0- 0

5- 1

1- 0

0- 0

0- 0

NEUTRAL

0- 0

0- 0

1- 0

5- 1

0- 0

0- 0

NON-CONFERENCE

0- 0

0- 0

5- 1

1- 0

0- 0

0- 0

HOME

0- 0

0- 0

1- 0

3- 1

0- 0

0- 0

AWAY

0- 0

0- 0

3- 1

1- 0

0- 0

0- 0

NEUTRAL

0- 0

0- 0

1- 0

3- 1

0- 0

0- 0

CONFERENCE

0- 1

0- 0

3- 0

1- 1

0- 0

0- 0

HOME

0- 1

0- 0

1- 0

2- 0

0- 0

0- 0

AWAY

0- 0

0- 0

2- 0

0- 0

0- 0

0- 0

NEUTRAL

0- 0

0- 0

0- 0

RPI 1-25

RPI 26-50

RPI 51-100

RPI 101+

Team's RPI: 156

RPI S Opponent Score

RPI S Opponent Score

RPI S Opponent Score

RPI S Opponent Score

82 H FGCU

52 68

166 A Xavier 81 94

173 A Vanderbilt 74 71

221 A Jacksonville 62 59

222 N Southeast Mo. St. 80 67

262 H Alabama St. 68 42

269 A Mississippi Val. 86 72

274 A North Florida 70 64

310 H NJIT 72 60

318 A Western Caro. 89 66

LAST 12 Division I GAMES:

318 A Western Caro.	89	66	221 A Jacksonville	62	59
222 N Southeast Mo. St.	80	67	310 H NJIT	72	60
262 H Alabama St.	68	42	82 H FGCU	52	68
173 A Vanderbilt	74	71	274 A North Florida	70	64

269 A Mississippi Val.	86	72
166 A Xavier	81	94

Non-Div I Games:

Stillman

99 43

Martin Methodist

79 48

Lane

98 57

Blue Mountain (MS) 70 42
North Ala.

Loss, Non-Conf, S Site, H Home A Away N Neutral

Average RPI Win:	159	WON-LOST	WINNING	LAST 10	STRENGTH OF	OPP. STRENGTH	TEAM	ADJ.	CONF.	ADJ CONF.
Average RPI Loss:	53	RECORD	PCT. RANK	GAMES	SCHEDULE	OF SCHEDULE	RPI	RPI	RPI	RPI
DIV. I ONLY	9- 8	161	4-6	6	104	47	47	1	1	
DIV. I NON-CONF.	9- 5	105	0- 0	27	176	47	47	1	1	

TOTALS	RPI 1-25	RPI 26-50	W-L RECORDS	RPI 51-100	RPI 101-150	RPI 150+				
9- 8	0- 2	1- 3	OVERALL	1- 1	2- 2	5- 0				
5- 2	0- 0	0- 1	HOME	1- 1	0- 0	4- 0				
1- 4	0- 2	0- 0	AWAY	0- 0	0- 2	1- 0				
3- 2	0- 0	1- 2	NEUTRAL	0- 0	2- 0	0- 0				
9- 5	0- 0	1- 2	NON-CONFERENCE	1- 1	2- 2	5- 0				
5- 1	0- 0	0- 0	HOME	1- 1	0- 0	4- 0				
1- 2	0- 0	0- 0	AWAY	0- 0	0- 2	1- 0				
3- 2	0- 0	1- 2	NEUTRAL	0- 0	2- 0	0- 0				
0- 3	0- 2	0- 1	CONFERENCE	0- 0	0- 0	0- 0				
0- 1	0- 0	0- 1	HOME	0- 0	0- 0	0- 0				
0- 2	0- 2	0- 0	AWAY	0- 0	0- 0	0- 0				
0- 0	0- 0	0- 0	NEUTRAL	0- 0	0- 0	0- 0				

RPI 1-25				RPI 26-50				RPI 51-100				RPI 101+			
RPI	S	Opponent	Score	RPI	S	Opponent	Score	RPI	S	Opponent	Score	RPI	S	Opponent	Score
4	A	Syracuse	77 90	26	H	Florida St.	63 64	71	H	Kent St.	73 60	102	A	Ohio St.	69 76
6	A	Louisville	66 73	30	N	Kentucky	75 85	85	H	Maine	73 85	117	N	Rice	71 50
				38	N	UCLA	83 49					123	A	Colorado	74 86
				48	N	Auburn	81 86					147	N	South Fla.	71 69
												159	H	UNCW	82 55
												164	H	VCU	59 47
												188	A	Elon	100 69
												226	H	Howard	85 63
												323	H	UNC Greensboro	83 62

LAST 12 Division I GAMES:															
4	A	Syracuse	77 90	6	A	Louisville	66 73								
26	H	Florida St.	63 64	226	H	Howard	85 63								
85	H	Maine	73 85	48	N	Auburn	81 86								
102	A	Ohio St.	69 76	117	N	Rice	71 50								
30	N	Kentucky	75 85	323	H	UNC Greensboro	83 62								
147	N	South Fla.	71 69	159	H	UNCW	82 55								

Non-Div I Games:

North Carolina

Average RPI Win:	261	WON-LOST	WINNING	LAST 10	STRENGTH OF	OPP. STRENGTH	TEAM	ADJ.	CONF.	ADJ CONF.
Average RPI Loss:	134	RECORD	PCT. RANK	GAMES	SCHEDULE	OF SCHEDULE	RPI	RPI	RPI	RPI
DIV. I ONLY	7- 10	221	6-4	232	150	193	193	18	18	
DIV. I NON-CONF.	4- 8	241	0- 0	152	87	179	179	15	15	

TOTALS	RPI 1-25	RPI 26-50	W-L RECORDS	RPI 51-100	RPI 101-150	RPI 150+				
7- 10	0- 2	0- 0	OVERALL	0- 2	0- 0	7- 6				
2- 2	0- 0	0- 0	HOME	0- 0	0- 0	2- 2				
3- 8	0- 2	0- 0	AWAY	0- 2	0- 0	3- 4				
2- 0	0- 0	0- 0	NEUTRAL	0- 0	0- 0	2- 0				
4- 8	0- 2	0- 0	NON-CONFERENCE	0- 2	0- 0	4- 4				
0- 1	0- 0	0- 0	HOME	0- 0	0- 0	0- 1				
2- 7	0- 2	0- 0	AWAY	0- 2	0- 0	2- 3				
2- 0	0- 0	0- 0	NEUTRAL	0- 0	0- 0	2- 0				
3- 2	0- 0	0- 0	CONFERENCE	0- 0	0- 0	3- 2				
2- 1	0- 0	0- 0	HOME	0- 0	0- 0	2- 1				
1- 1	0- 0	0- 0	AWAY	0- 0	0- 0	1- 1				
0- 0	0- 0	0- 0	NEUTRAL	0- 0	0- 0	0- 0				

RPI 1-25				RPI 26-50				RPI 51-100				RPI 101+ Team's RPI: 193			
RPI	S	Opponent	Score	RPI	S	Opponent	Score	RPI	S	Opponent	Score	RPI	S	Opponent	Score
4	A	Syracuse	49 85					69	A	UNI	60 64	160	A	Oral Roberts	75 67
10	A	Iowa St.	35 87					81	A	Penn St.	68 75	163	A	Denver	66 87
												178	A	Illinois St.	55 67
												181	A	Massachusetts	59 52
												182	H	Milwaukee	46 64
												184	A	Rhode Island	63 77
												228	H	Western Ill.	80 92
												240	A	Stetson	63 74
												245 N		San Francisco	100 97
												294 N		Western Mich.	62 50
												303	H	Omaha	68 57
												306	A	Valparaiso	62 56
												336	H	Purdue Fort Wayne	79 60
LAST 12 Division I GAMES:															
228	H	Western Ill.	80 92	163	A	Denver	66 87								
303	H	Omaha	68 57	160	A	Oral Roberts	75 67								
10	A	Iowa St.	35 87	336	H	Purdue Fort Wayne	79 60								
182	H	Milwaukee	46 64	245 N		San Francisco	100 97								
69	A	UNI	60 64	294 N		Western Mich.	62 50								
181	A	Massachusetts	59 52	240	A	Stetson	63 74								

Non-Div I Games: Mayville St. 84 50

North Dakota

Average RPI	Win:	293	WON-LOST	WINNING	LAST 10	STRENGTH OF	OPP. STRENGTH	TEAM	ADJ.	CONF.	ADJ CONF.
Average RPI	Loss:	162	RECORD	PCT. RANK	GAMES	SCHEDULE	OF SCHEDULE	RPI	RPI	RPI	RPI
DIV. I ONLY	4- 11	283	3-7	311	187	321	321	18	18		
DIV. I NON-CONF.	2- 9	297	0- 0	288	179	326	326	15	15		

TOTALS	RPI 1-25	RPI 26-50	W-L RECORDS	RPI 51-100	RPI 101-150	RPI 150+					
4- 11	0- 1	0- 0	OVERALL	0- 2	0- 1	4- 7					
3- 4	0- 1	0- 0	HOME	0- 1	0- 0	3- 2					
1- 5	0- 0	0- 0	AWAY	0- 1	0- 1	1- 3					
0- 2	0- 0	0- 0	NEUTRAL	0- 0	0- 0	0- 2					
2- 9	0- 0	0- 0	NON-CONFERENCE	0- 2	0- 1	2- 6					
1- 3	0- 0	0- 0	HOME	0- 1	0- 0	1- 2					
1- 4	0- 0	0- 0	AWAY	0- 1	0- 1	1- 2					
0- 2	0- 0	0- 0	NEUTRAL	0- 0	0- 0	0- 2					
2- 2	0- 1	0- 0	CONFERENCE	0- 0	0- 0	2- 1					
2- 1	0- 1	0- 0	HOME	0- 0	0- 0	2- 0					
0- 1	0- 0	0- 0	AWAY	0- 0	0- 0	0- 1					
0- 0	0- 0	0- 0	NEUTRAL	0- 0	0- 0	0- 0					

RPI	S	Opponent	Score	RPI	S	Opponent	Score	RPI	S	Opponent	Score	RPI	S	Opponent	Score	Team's RPI: 321
21	H	South Dakota	41 67					74	H	Creighton	51 86	114	A	Northern Ill.	63 81	
								76	A	Pacific	68 75	152	A	Wisconsin	53 64	
												179	H	UMKC	59 69	
												182	H	Milwaukee	55 57	
												200	N	North Texas	78 92	
												228	H	Western Ill.	68 60	
												240	A	Stetson	59 60	
												245	N	San Francisco	42 75	
												301	H	New Hampshire	56 51	
												303	A	Omaha	61 78	
												306	A	Valparaiso	51 48	
												336	H	Purdue Fort Wayne	70 54	

LAST 12 Division I GAMES:																
228	H	Western Ill.	68 60	21	H	South Dakota	41 67	336	H	Purdue Fort Wayne	70 54	240	A	Stetson	59 60	
303	A	Omaha	61 78	306	A	Valparaiso	51 48	182	H	Milwaukee	55 57	245	N	San Francisco	42 75	
179	H	UMKC	59 69	76	A	Pacific	68 75									
114	A	Northern Ill.	63 81													
200	N	North Texas	78 92													

Non-Div I Games: Mayville St. 49 43

North Dakota St.

Average RPI Win: 313
Average RPI Loss: 143

WON-LOST
RECORD

WINNING
PCT. RANK

LAST 10
GAMES

STRENGTH OF
SCHEDULE

OPP. STRENGTH
OF SCHEDULE

TEAM
RPI

ADJ.
RPI

CONF.
RPI

ADJ CONF.
RPI

DIV. I ONLY	5- 8	233	4-6	268	227	274	274	25	25
DIV. I NON-CONF.	3- 6	241	0- 0	298	205	309	309	27	27
TOTALS	RPI 1-25	RPI 26-50	W-L RECORDS	RPI 51-100	RPI 101-150	RPI 150+			
5- 8	0- 1	0- 1	OVERALL	0- 1	0- 0	5- 5			
4- 3	0- 0	0- 0	HOME	0- 1	0- 0	4- 2			
1- 5	0- 1	0- 1	AWAY	0- 0	0- 0	1- 3			
0- 0	0- 0	0- 0	NEUTRAL	0- 0	0- 0	0- 0			
3- 6	0- 1	0- 1	NON-CONFERENCE	0- 0	0- 0	3- 4			
3- 1	0- 0	0- 0	HOME	0- 0	0- 0	3- 1			
0- 5	0- 1	0- 1	AWAY	0- 0	0- 0	0- 3			
0- 0	0- 0	0- 0	NEUTRAL	0- 0	0- 0	0- 0			
2- 2	0- 0	0- 0	CONFERENCE	0- 1	0- 0	2- 1			
1- 2	0- 0	0- 0	HOME	0- 1	0- 0	1- 1			
1- 0	0- 0	0- 0	AWAY	0- 0	0- 0	1- 0			
0- 0	0- 0	0- 0	NEUTRAL	0- 0	0- 0	0- 0			

RPI S Opponent Score	RPI S Opponent Score	RPI S Opponent Score	RPI S Opponent Score
16 A Indiana 52 75	26 A Florida St. 53 74	82 H FGCU 66 105	Team's RPI: 274
			156 H North Ala. 64 70
			175 A Colorado St. 59 61
			187 A Ole Miss 69 82
			240 H Stetson 71 57
			249 A Bethune-Cookman 60 76
			254 H Alabama A&M 62 63
			316 H FIU 62 53
			328 A Lipscomb 68 53
			339 H Florida A&M 64 53
			341 H Charleston So. 82 76
LAST 12 Division I GAMES:			
240 H Stetson 71 57	328 A Lipscomb 68 53		
82 H FGCU 66 105	156 H North Ala. 64 70		
175 A Colorado St. 59 61	187 A Ole Miss 69 82		
341 H Charleston So. 82 76	254 H Alabama A&M 62 63		
16 A Indiana 52 75	249 A Bethune-Cookman 60 76		
339 H Florida A&M 64 53	316 H FIU 62 53		

Non-Div I Games: Trinity Baptist 99 40 Warner 67 36

North Florida

Loss, Non-Conf, S Site, H Home A Away N Neutral

Average RPI Win:	242	WON-LOST	WINNING	LAST 10	STRENGTH OF	OPP. STRENGTH	TEAM	ADJ.	CONF.	ADJ CONF.
Average RPI Loss:	131	RECORD	PCT. RANK	GAMES	SCHEDULE	OF SCHEDULE	RPI	RPI	RPI	RPI
DIV. I ONLY	7- 6	147	8-2	259	114	200	200	16	16	
DIV. I NON-CONF.	4- 5	190	0- 0	217	114	235	235	19	19	

TOTALS	RPI 1-25	RPI 26-50	W-L RECORDS	RPI 51-100	RPI 101-150	RPI 150+				
7- 6	0- 1	0- 0	OVERALL	0- 2	1- 1	6- 2				
4- 3	0- 1	0- 0	HOME	0- 0	1- 1	3- 1				
2- 2	0- 0	0- 0	AWAY	0- 1	0- 0	2- 1				
1- 1	0- 0	0- 0	NEUTRAL	0- 1	0- 0	1- 0				
4- 5	0- 1	0- 0	NON-CONFERENCE	0- 2	1- 1	3- 1				
3- 2	0- 1	0- 0	HOME	0- 0	1- 1	2- 0				
0- 2	0- 0	0- 0	AWAY	0- 1	0- 0	0- 1				
1- 1	0- 0	0- 0	NEUTRAL	0- 1	0- 0	1- 0				
3- 1	0- 0	0- 0	CONFERENCE	0- 0	0- 0	3- 1				
1- 1	0- 0	0- 0	HOME	0- 0	0- 0	1- 1				
2- 0	0- 0	0- 0	AWAY	0- 0	0- 0	2- 0				
0- 0	0- 0	0- 0	NEUTRAL	0- 0	0- 0	0- 0				

RPI 1-25				RPI 26-50				RPI 51-100				RPI 101+ Team's RPI: 200			
RPI	S	Opponent	Score	RPI	S	Opponent	Score	RPI	S	Opponent	Score	RPI	S	Opponent	Score
23	H	Texas	54 64					63	A	Kansas St.	42 60	138	H	Missouri St.	83 76
								65	N	Wyoming	49 53	142	H	Utah St.	41 57
												151	A	Louisiana Tech	65 54
												229	A	Southern Miss.	62 48
												233	A	SMU	66 73
												261	H	UTSA	54 57
												273	H	UTEP	70 51
												289	H	Houston Baptist	100 75
												290	H	CSU Bakersfield	71 59
												321	N	North Dakota St.	92 78
LAST 12 Division I GAMES:															
261	H	UTSA	54 57	229	A	Southern Miss.	62 48	151	A	Louisiana Tech	65 54	290	H	CSU Bakersfield	71 59
273	H	UTEP	70 51	142	H	Utah St.	41 57	289	H	Houston Baptist	100 75	138	H	Missouri St.	83 76
233	A	SMU	66 73	65	N	Wyoming	49 53	63	A	Kansas St.	42 60				
321	N	North Dakota St.	92 78												

Non-Div I Games: Mid-Amer. Christian 82 35 Xavier (LA) 59 46 Okla. Panhandle 93 52

North Texas

Average RPI	Win:	172	WON-LOST	WINNING	LAST 10	STRENGTH OF	OPP. STRENGTH	TEAM	ADJ.	CONF.	ADJ CONF.
Average RPI	Loss:	84	RECORD	PCT. RANK	GAMES	SCHEDULE	OF SCHEDULE	RPI	RPI	RPI	RPI
DIV. I ONLY		12- 3		39	7-3	104	155	29	29	10	10
DIV. I NON-CONF.		10- 1		19	0- 0	159	128	25	25	13	13

TOTALS	RPI 1-25		RPI 26-50		W-L RECORDS	RPI 51-100		RPI 101-150		RPI 150+	
12- 3	0- 0		0- 1		OVERALL	2- 1		3- 1		7- 0	
8- 0	0- 0		0- 0		HOME	1- 0		2- 0		5- 0	
4- 3	0- 0		0- 1		AWAY	1- 1		1- 1		2- 0	
0- 0	0- 0		0- 0		NEUTRAL	0- 0		0- 0		0- 0	
10- 1	0- 0		0- 0		NON-CONFERENCE	2- 0		3- 1		5- 0	
6- 0	0- 0		0- 0		HOME	1- 0		2- 0		3- 0	
4- 1	0- 0		0- 0		AWAY	1- 0		1- 1		2- 0	
0- 0	0- 0		0- 0		NEUTRAL	0- 0		0- 0		0- 0	
2- 2	0- 0		0- 1		CONFERENCE	0- 1		0- 0		2- 0	
2- 0	0- 0		0- 0		HOME	0- 0		0- 0		2- 0	
0- 2	0- 0		0- 1		AWAY	0- 1		0- 0		0- 0	
0- 0	0- 0		0- 0		NEUTRAL	0- 0		0- 0		0- 0	

RPI 1-25				RPI 26-50				RPI 51-100				RPI 101+			
RPI	S	Opponent	Score	RPI	S	Opponent	Score	RPI	S	Opponent	Score	RPI	S	Opponent	Score
46	A	James Madison	84	49	H	Maine	63 55	85	H	Fordham	58 54	103	H	Providence	65 59
								90	A	Marist	84 90	108	A	Boston U.	81 51
								99	A	William & Mary	88 74	116	A	Massachusetts	53 52
										Elon	79 71	120	H	Florida	79 66
												165	H	Air Force	54 41
												181	H	Fairfield	59 50
												188	H	New Hampshire	69 54
												202	A		
												215	H		
												298	A		
												301	H		
LAST 12 Division I GAMES:															
46	A	James Madison	84	49	H	William & Mary	88 74	85	H	Maine	63 55	103	H	Fordham	58 54
90	A	Towson	88	83	H	Elon	79 71	90	A	Providence	65 59	108	A	Providence	65 59
181	H	Massachusetts	53 52	85	H	Maine	63 55	116	A	Marist	84 90	116	A	Marist	84 90
202	A	Florida	79 66	116	A	Marist	84 90	120	H	Boston U.	81 51	120	H	Boston U.	81 51
215	H	Air Force	54 41	108	A	Providence	65 59	165	H	William & Mary	88 74	165	H	William & Mary	88 74
301	H	New Hampshire	69 54	298	A	Fairfield	59 50	181	H	Massachusetts	53 52	181	H	Massachusetts	53 52

Non-Div I Games:

Northeastern

Average RPI Win: 236		WON-LOST	WINNING	LAST 10	STRENGTH OF		OPP. STRENGTH	TEAM	ADJ.	CONF.	ADJ CONF.
Loss: 132		RECORD	PCT. RANK	GAMES	SCHEDULE		OF SCHEDULE	RPI	RPI	RPI	RPI
DIV. I ONLY		5- 9	243	2-8	225		125	239	239	14	14
DIV. I NON-CONF.		4- 5	190	0- 1	172		116	180	180	12	12
TOTALS		RPI 1-25	RPI 26-50	W-L RECORDS		RPI 51-100	RPI 101-150	RPI 150+			
5- 9	0- 0		0- 0	OVERALL		1- 3	1- 2	3- 4			
3- 3	0- 0		0- 0	HOME		1- 1	0- 1	2- 1			
2- 5	0- 0		0- 0	AWAY		0- 2	1- 1	1- 2			
0- 1	0- 0		0- 0	NEUTRAL		0- 0	0- 0	0- 1			
4- 5	0- 0		0- 0	NON-CONFERENCE		1- 3	1- 0	2- 2			
2- 1	0- 0		0- 0	HOME		1- 1	0- 0	1- 0			
2- 3	0- 0		0- 0	AWAY		0- 2	1- 0	1- 1			
0- 1	0- 0		0- 0	NEUTRAL		0- 0	0- 0	0- 1			
1- 4	0- 0		0- 0	CONFERENCE		0- 0	0- 2	1- 2			
1- 2	0- 0		0- 0	HOME		0- 0	0- 1	1- 1			
0- 2	0- 0		0- 0	AWAY		0- 0	0- 1	0- 1			
0- 0	0- 0		0- 0	NEUTRAL		0- 0	0- 0	0- 0			

RPI 1-25				RPI 26-50				RPI 51-100				RPI 101+				Team's RPI: 239	
RPI	S	Opponent	Score	RPI	S	Opponent	Score	RPI	S	Opponent	Score	RPI	S	Opponent	Score		
								56	H	New Mexico	55	84	104	H	Idaho St.	69	80
								57	A	Arizona	47	71	110	A	Montana St.	70	80
								96	H	Fresno St.	86	73	126	A	Loyola Marymount	63	62
								100	A	Washington	59	81	154	A	Montana	62	78
													175	A	Colorado St.	54	65
													199	H	Southern Utah	76	82
													233	N	SMU	48	55
													292	H	California Baptist	91	88
													330	H	Weber St.	74	64
													335	A	Seattle U	65	58
LAST 12 Division I GAMES:																	
233	N	SMU	48	55	104	H	Idaho St.	69	80								
199	H	Southern Utah	76	82	330	H	Weber St.	74	64								
175	A	Colorado St.	54	65	110	A	Montana St.	70	80								
126	A	Loyola Marymount	63	62	154	A	Montana	62	78								
292	H	California Baptist	91	88	57	A	Arizona	47	71								
100	A	Washington	59	81	56	H	New Mexico	55	84								

Non-Div I Games:

Northern Ari z.

Average RPI Win:	179	WON-LOST	WINNING	LAST 10	STRENGTH OF	OPP. STRENGTH	TEAM	ADJ.	CONF.	ADJ CONF.
Average RPI Loss:	105	RECORD	PCT. RANK	GAMES	SCHEDULE	OF SCHEDULE	RPI	RPI	RPI	RPI
DIV. I ONLY	10- 5	86	7-3	183	49	80	80	14	14	
DIV. I NON-CONF.	5- 4	139	0- 0	177	27	95	95	12	12	
<hr/>										
TOTALS	RPI 1-25	RPI 26-50	W-L RECORDS	RPI 51-100	RPI 101-150	RPI 150+				
10- 5	0- 0	0- 2	OVERALL	0- 0	3- 2	7- 1				
5- 1	0- 0	0- 0	HOME	0- 0	2- 1	3- 0				
5- 4	0- 0	0- 2	AWAY	0- 0	1- 1	4- 1				
0- 0	0- 0	0- 0	NEUTRAL	0- 0	0- 0	0- 0				
5- 4	0- 0	0- 2	NON-CONFERENCE	0- 0	1- 1	4- 1				
3- 0	0- 0	0- 0	HOME	0- 0	1- 0	2- 0				
2- 4	0- 0	0- 2	AWAY	0- 0	0- 1	2- 1				
0- 0	0- 0	0- 0	NEUTRAL	0- 0	0- 0	0- 0				
5- 1	0- 0	0- 0	CONFERENCE	0- 0	2- 1	3- 0				
2- 1	0- 0	0- 0	HOME	0- 0	1- 1	1- 0				
3- 0	0- 0	0- 0	AWAY	0- 0	1- 0	2- 0				
0- 0	0- 0	0- 0	NEUTRAL	0- 0	0- 0	0- 0				

RPI 1-25				RPI 26-50				RPI 51-100				Team's RPI: 80				RPI 101+			
RPI	S	Opponent	Score	RPI	S	Opponent	Score	RPI	S	Opponent	Score	RPI	S	Opponent	Score	RPI	S	Opponent	Score
				28	A	BYU	50 70					106	A	Idaho	86 72				
				50	A	LSU	57 62					110	H	Montana St.	66 79				
												123	A	Col orado	69 77				
												131	H	Chattanooga	68 65				
												148	H	Portland St.	79 63				
												154	A	Montana	73 62				
												163	H	Denver	74 66				
												175	A	Col orado St.	53 47				
												190	A	Eastern Wash.	67 62				
												215	A	Air Force	57 69				
												233	H	SMU	58 57				
												244	H	Sacramento St.	82 69				
												245	A	San Franci sco	68 63				
LAST 12 Division I GAMES:																			
				110	H	Montana St.	66 79					190	A	Eastern Wash.	67 62				
				154	A	Montana	73 62					106	A	Idaho	86 72				
				233	H	SMU	58 57					148	H	Portland St.	79 63				
				215	A	Air Force	57 69					244	H	Sacramento St.	82 69				
				245	A	San Franci sco	68 63					28	A	BYU	50 70				
				175	A	Col orado St.	53 47					131	H	Chattanooga	68 65				

Non-Div I Games:

Northern Colo.

Average RPI Win:	214	WON-LOST	WINNING	LAST 10	STRENGTH OF	OPP. STRENGTH	TEAM	ADJ.	CONF.	ADJ CONF.
Average RPI Loss:	73	RECORD	PCT. RANK	GAMES	SCHEDULE	OF SCHEDULE	RPI	RPI	RPI	RPI
DIV. I ONLY	9- 6	112	6-4	124	117	114	114	8	8	
DIV. I NON-CONF.	8- 4	91	1- 0	215	122	105	105	8	8	

TOTALS	RPI 1-25	RPI 26-50	W-L RECORDS	RPI 51-100	RPI 101-150	RPI 150+				
9- 6	0- 3	0- 0	OVERALL	1- 1	2- 0	6- 2				
7- 1	0- 1	0- 0	HOME	1- 0	2- 0	4- 0				
0- 5	0- 2	0- 0	AWAY	0- 1	0- 0	0- 2				
2- 0	0- 0	0- 0	NEUTRAL	0- 0	0- 0	2- 0				
8- 4	0- 2	0- 0	NON-CONFERENCE	1- 0	1- 0	6- 2				
6- 0	0- 0	0- 0	HOME	1- 0	1- 0	4- 0				
0- 4	0- 2	0- 0	AWAY	0- 0	0- 0	0- 2				
2- 0	0- 0	0- 0	NEUTRAL	0- 0	0- 0	2- 0				
1- 2	0- 1	0- 0	CONFERENCE	0- 1	1- 0	0- 0				
1- 1	0- 1	0- 0	HOME	0- 0	1- 0	0- 0				
0- 1	0- 0	0- 0	AWAY	0- 1	0- 0	0- 0				
0- 0	0- 0	0- 0	NEUTRAL	0- 0	0- 0	0- 0				

RPI 1-25				RPI 26-50				RPI 51-100				RPI 101+				Team's RPI: 114
RPI	S	Opponent	Score	RPI	S	Opponent	Score	RPI	S	Opponent	Score	RPI	S	Opponent	Score	
10	A	Iowa St.	60 70					69	H	UNI	70 59	115	H	Yale	89 80	
16	A	Indiana	73 91					71	A	Kent St.	78 87	140	H	Mi ami (OH)	82 71	
18	H	Central Mich.	66 89									154	A	Montana	70 86	
												167	A	Southern Ill.	73 82	
												223	H	Eastern Ill.	78 59	
												228	N	Western Ill.	86 61	
												238	H	Brown	109 102	
												253	N	Nevada	98 69	
												321	H	North Dakota St.	81 63	
												342	H	Chi cago St.	114 52	

LAST 12 Division I GAMES:																
253	N	Nevada	98 69	10	A	Iowa St.	60 70	18	H	Central Mich.	66 89	140	H	Mi ami (OH)	82 71	
69	H	UNI	70 59	71	A	Kent St.	78 87	238	H	Brown	109 102	342	H	Chi cago St.	114 52	
223	H	Eastern Ill.	78 59													
228	N	Western Ill.	86 61													
167	A	Southern Ill.	73 82													
154	A	Montana	70 86													

Non-Div I Games:

Northern Ill.

Average RPI Win:	260	WON-LOST	WINNING	LAST 10	STRENGTH OF	OPP. STRENGTH	TEAM	ADJ.	CONF.	ADJ CONF.
Average RPI Loss:	133	RECORD	PCT. RANK	GAMES	SCHEDULE	OF SCHEDULE	RPI	RPI	RPI	RPI
DIV. I ONLY	2- 12	322	2-8	96	206	267	267	19	19	
DIV. I NON-CONF.	0- 9	336	0- 0	78	231	303	303	18	18	

TOTALS	RPI 1-25	RPI 26-50	W-L RECORDS	RPI 51-100	RPI 101-150	RPI 150+				
2- 12	0- 1	0- 1	OVERALL	0- 3	0- 2	2- 5				
1- 4	0- 0	0- 1	HOME	0- 2	0- 0	1- 1				
1- 5	0- 1	0- 0	AWAY	0- 1	0- 2	1- 1				
0- 3	0- 0	0- 0	NEUTRAL	0- 0	0- 0	0- 3				
0- 9	0- 1	0- 0	NON-CONFERENCE	0- 2	0- 1	0- 5				
0- 2	0- 0	0- 0	HOME	0- 1	0- 0	0- 1				
0- 4	0- 1	0- 0	AWAY	0- 1	0- 1	0- 1				
0- 3	0- 0	0- 0	NEUTRAL	0- 0	0- 0	0- 3				
2- 3	0- 0	0- 1	CONFERENCE	0- 1	0- 1	2- 0				
1- 2	0- 0	0- 1	HOME	0- 1	0- 0	1- 0				
1- 1	0- 0	0- 0	AWAY	0- 0	0- 1	1- 0				
0- 0	0- 0	0- 0	NEUTRAL	0- 0	0- 0	0- 0				

RPI 1-25				RPI 26-50				RPI 51-100				RPI 101+				Team's RPI: 267
RPI	S	Opponent	Score	RPI	S	Opponent	Score	RPI	S	Opponent	Score	RPI	S	Opponent	Score	
6	A	Louisville	59 92	42	H	Green Bay	61 81	62	H	Belmont	53 71	108	A	Providence	43 48	
								71	A	Kent St.	61 62	137	A	IUPUI	48 70	
								83	H	Wright St.	55 61	155	N	Akron	60 77	
												168	N	Pepperdine	46 51	
												178	H	Illinois St.	53 58	
												182	H	Milwaukee	55 54	
												256	N	La Salle	56 74	
												334	A	Austin Peay	48 52	
												337	A	UIC	67 49	

LAST 12 Division I GAMES:																
				83	H	Wright St.	55 61	182	H	Milwaukee	55 54					
				42	H	Green Bay	61 81	137	A	IUPUI	48 70					
				6	A	Louisville	59 92	337	A	UIC	67 49					
				178	H	Illinois St.	53 58	168	N	Pepperdine	46 51					
				334	A	Austin Peay	48 52	108	A	Providence	43 48					
				62	H	Belmont	53 71	256	N	La Salle	56 74					

Non-Div I Games: Alderson Broaddus 73 32

Northern Ky.

Average RPI	Win:	171	WON-LOST	WINNING	LAST 10	STRENGTH OF	OPP. STRENGTH	TEAM	ADJ.	CONF.	ADJ CONF.
Average RPI	Loss:	44	RECORD	PCT. RANK	GAMES	SCHEDULE	OF SCHEDULE	RPI	RPI	RPI	RPI
DIV. I ONLY		9- 7		133	4-6	62	38	94	94	4	4
DIV. I NON-CONF.		7- 4		109	0- 1	144	55	110	110	5	5
<hr/>											
TOTALS	RPI 1-25		RPI 26-50		W-L RECORDS	RPI 51-100		RPI 101-150		RPI 150+	
9- 7	0- 2		3- 3		OVERALL	0- 2		2- 0		4- 0	
6- 3	0- 1		2- 1		HOME	0- 1		2- 0		2- 0	
2- 3	0- 1		1- 1		AWAY	0- 1		0- 0		1- 0	
1- 1	0- 0		0- 1		NEUTRAL	0- 0		0- 0		1- 0	
7- 4	0- 1		2- 2		NON-CONFERENCE	0- 1		1- 0		4- 0	
4- 2	0- 1		1- 0		HOME	0- 1		1- 0		2- 0	
2- 1	0- 0		1- 1		AWAY	0- 0		0- 0		1- 0	
1- 1	0- 0		0- 1		NEUTRAL	0- 0		0- 0		1- 0	
2- 3	0- 1		1- 1		CONFERENCE	0- 1		1- 0		0- 0	
2- 1	0- 0		1- 1		HOME	0- 0		1- 0		0- 0	
0- 2	0- 1		0- 0		AWAY	0- 1		0- 0		0- 0	
0- 0	0- 0		0- 0		NEUTRAL	0- 0		0- 0		0- 0	

RPI 1-25				RPI 26-50				RPI 51-100				Team's RPI: 94	RPI 101+			
RPI	S	Opponent	Score	RPI	S	Opponent	Score	RPI	S	Opponent	Score		RPI	S	Opponent	Score
13	H	Marquette	57 76	32	H	Michigan St.	70 62	60	A	Michigan	78 79		125	H	UT Martin	90 64
20	A	Rutgers	41 45	36	A	DePaul	60 76	84	H	Pittsburgh	49 52		150	H	Illinois	68 45
				40	H	Duke	84 58						202	A	Florida	83 74
				42	A	Green Bay	57 55						266	N	Wichita St.	65 43
				45	H	Purdue	54 57						337	H	UIC	87 44
				49	N	Kansas	57 66						342	H	Chicago St.	97 35
<hr/>																
LAST 12 Division I GAMES:																
				49	N	Kansas	57 66	60	A	Michigan	78 79					
				45	H	Purdue	54 57	32	H	Michigan St.	70 62					
				13	H	Marquette	57 76	150	H	Illinois	68 45					
				36	A	DePaul	60 76	20	A	Rutgers	41 45					
				84	H	Pittsburgh	49 52	266	N	Wichita St.	65 43					
				125	H	UT Martin	90 64	342	H	Chicago St.	97 35					

Non-Div I Games:

Northwestern

Average RPI Win:	348	WON-LOST	WINNING	LAST 10	STRENGTH OF	OPP. STRENGTH	TEAM	ADJ.	CONF.	ADJ CONF.
Average RPI Loss:	156	RECORD	PCT. RANK	GAMES	SCHEDULE	OF SCHEDULE	RPI	RPI	RPI	RPI
DIV. I ONLY	2- 9	314	3-7	286	217	329	329	26	26	
DIV. I NON-CONF.	1- 6	318	0- 0	260	156	329	329	22	22	

TOTALS	RPI 1-25	RPI 26-50	W-L RECORDS	RPI 51-100	RPI 101-150	RPI 150+				
2- 9	0- 1	0- 0	OVERALL	0- 2	0- 1	2- 5				
2- 1	0- 0	0- 0	HOME	0- 0	0- 0	2- 1				
0- 8	0- 1	0- 0	AWAY	0- 2	0- 1	0- 4				
0- 0	0- 0	0- 0	NEUTRAL	0- 0	0- 0	0- 0				
1- 6	0- 1	0- 0	NON-CONFERENCE	0- 1	0- 1	1- 3				
1- 1	0- 0	0- 0	HOME	0- 0	0- 0	1- 1				
0- 5	0- 1	0- 0	AWAY	0- 1	0- 1	0- 2				
0- 0	0- 0	0- 0	NEUTRAL	0- 0	0- 0	0- 0				
1- 3	0- 0	0- 0	CONFERENCE	0- 1	0- 0	1- 2				
1- 0	0- 0	0- 0	HOME	0- 0	0- 0	1- 0				
0- 3	0- 0	0- 0	AWAY	0- 1	0- 0	0- 2				
0- 0	0- 0	0- 0	NEUTRAL	0- 0	0- 0	0- 0				

RPI 1-25				RPI 26-50				RPI 51-100				RPI 101+				Team's RPI: 329
RPI	S	Opponent	Score	RPI	S	Opponent	Score	RPI	S	Opponent	Score	RPI	S	Opponent	Score	
23	A	Texas	66 104					52	A	SFA	56 84	113	A	Al abama	73 87	
								55	A	Arkansas	53 98	153	A	Okl ahoma	56 93	
												177	A	Ni chol I s St.	86 97	
												229	A	Southern Mi ss.	54 69	
												288	A	A&M-Corpus Christi	55 79	
												311	H	La. -Monroe	55 63	
												345	H	McNeese	82 63	
												351	H	Al corn	78 65	

LAST 12 Division I GAMES:																
52	A	SFA	56 84	345	H	McNeese	82 63	177	A	Ni chol I s St.	86 97	23	A	Texas	66 104	
288	A	A&M-Corpus Christi	55 79	113	A	Al abama	73 87	311	H	La. -Monroe	55 63	229	A	Southern Mi ss.	54 69	
351	H	Al corn	78 65	55	A	Arkansas	53 98									

Non-Div I Games: Loyola (LA) 71 66 Central Baptist 82 56 LeTourneau 100 40 Centenary (LA) 94 51 Northwestern St.

Average RPI	Win:	65	WON-LOST	WINNING	LAST 10	STRENGTH OF	OPP. STRENGTH	TEAM	ADJ.	CONF.	ADJ CONF.
Average RPI	Loss:	7	RECORD	PCT. RANK	GAMES	SCHEDULE	OF SCHEDULE	RPI	RPI	RPI	RPI
DIV. I ONLY		16- 1		2	9-1	1	5	1	1	1	1
DIV. I NON-CONF.		12- 1		10	1- 0	1	8	1	1	1	1

TOTALS	RPI 1-25		RPI 26-50		W-L RECORDS	RPI 51-100		RPI 101-150		RPI 150+	
16- 1	5- 1		3- 0		OVERALL	4- 0		3- 0		1- 0	
9- 1	2- 1		0- 0		HOME	4- 0		2- 0		1- 0	
4- 0	1- 0		2- 0		AWAY	0- 0		1- 0		0- 0	
3- 0	2- 0		1- 0		NEUTRAL	0- 0		0- 0		0- 0	
12- 1	4- 1		2- 0		NON-CONFERENCE	2- 0		3- 0		1- 0	
6- 1	1- 1		0- 0		HOME	2- 0		2- 0		1- 0	
3- 0	1- 0		1- 0		AWAY	0- 0		1- 0		0- 0	
3- 0	2- 0		1- 0		NEUTRAL	0- 0		0- 0		0- 0	
4- 0	1- 0		1- 0		CONFERENCE	2- 0		0- 0		0- 0	
3- 0	1- 0		0- 0		HOME	2- 0		0- 0		0- 0	
1- 0	0- 0		1- 0		AWAY	0- 0		0- 0		0- 0	
0- 0	0- 0		0- 0		NEUTRAL	0- 0		0- 0		0- 0	

RPI	S	Opponent	Score	RPI	S	Opponent	Score	RPI	S	Opponent	Score	RPI	S	Opponent	Score
6	H	Louisville	82 68	33	N	Oregon St.	91 81	64	H	Penn	75 55	101	H	Western Ky.	94 53
7	H	UConn	71 89	34	A	Georgia Tech	76 55	67	H	Harvard	103 58	109	A	Toledo	72 56
11	N	Gonzaga	81 65	36	A	DePaul	101 77	84	H	Pittsburgh	100 44	118	H	Lehigh	95 68
12	H	Iowa	105 71					91	H	Wake Forest	78 48	243	H	Binghamton	103 53
13	A	Marquette	87 63												
14	N	Drake	82 64												

LAST 12 Division I GAMES:															
33	N	Oregon St.	91 81	6	H	Louisville	82 68	34	A	Georgia Tech	76 55	84	H	Pittsburgh	100 44
14	N	Drake	82 64	91	H	Wake Forest	78 48	84	H	Pittsburgh	100 44	118	H	Lehigh	95 68
91	H	Wake Forest	78 48	243	H	Binghamton	103 53	109	A	Toledo	72 56	13	A	Marquette	87 63
243	H	Binghamton	103 53	109	A	Toledo	72 56	7	H	UConn	71 89	101	H	Western Ky.	94 53

Non-Div I Games:

Notre Dame

Average RPI Win:	316	WON-LOST	WINNING	LAST 10	STRENGTH OF	OPP. STRENGTH	TEAM	ADJ.	CONF.	ADJ CONF.
Average RPI Loss:	130	RECORD	PCT. RANK	GAMES	SCHEDULE	OF SCHEDULE	RPI	RPI	RPI	RPI
DIV. I ONLY	2- 12	322	2-8	82	251	284	284	19	19	
DIV. I NON-CONF.	1- 8	322	0- 0	8	224	203	203	18	18	

TOTALS	RPI 1-25	RPI 26-50	W-L RECORDS	RPI 51-100	RPI 101-150	RPI 150+				
2- 12	0- 2	0- 1	OVERALL	0- 2	0- 2	2- 5				
2- 5	0- 1	0- 1	HOME	0- 1	0- 1	2- 1				
0- 6	0- 1	0- 0	AWAY	0- 1	0- 1	0- 3				
0- 1	0- 0	0- 0	NEUTRAL	0- 0	0- 0	0- 1				
1- 8	0- 2	0- 1	NON-CONFERENCE	0- 2	0- 0	1- 3				
1- 3	0- 1	0- 1	HOME	0- 1	0- 0	1- 0				
0- 4	0- 1	0- 0	AWAY	0- 1	0- 0	0- 2				
0- 1	0- 0	0- 0	NEUTRAL	0- 0	0- 0	0- 1				
1- 4	0- 0	0- 0	CONFERENCE	0- 0	0- 2	1- 2				
1- 2	0- 0	0- 0	HOME	0- 0	0- 1	1- 1				
0- 2	0- 0	0- 0	AWAY	0- 0	0- 1	0- 1				
0- 0	0- 0	0- 0	NEUTRAL	0- 0	0- 0	0- 0				

RPI 1-25				RPI 26-50				RPI 51-100				RPI 101+				Team's RPI: 284
RPI	S	Opponent	Score	RPI	S	Opponent	Score	RPI	S	Opponent	Score	RPI	S	Opponent	Score	
16	H	Indiana	32 59	32	H	Michigan St.	58 102	60	H	Michigan	59 85	119	H	Youngstown St.	55 69	
18	A	Central Mich.	61 104					71	A	Kent St.	65 75	137	A	IUPUI	53 82	
												155	N	Akron	65 85	
												172	A	Bradley	64 73	
												178	A	Illinois St.	56 62	
												260	H	Cleveland St.	62 64	
												299	H	Canisius	71 60	
												332	H	Detroit Mercy	74 67	
												337	A	UIC	65 69	
LAST 12 Division I GAMES:																
137	A	IUPUI	53 82	119	H	Youngstown St.	55 69									
337	A	UIC	65 69	260	H	Cleveland St.	62 64									
332	H	Detroit Mercy	74 67	60	H	Michigan	59 85									
299	H	Canisius	71 60	32	H	Michigan St.	58 102									
71	A	Kent St.	65 75	172	A	Bradley	64 73									
155	N	Akron	65 85	178	A	Illinois St.	56 62									

Non-Div I Games: Grace Bible (MI) 94 48 Rochester College 64 46

Oakland

Average RPI	Win:	185	WON-LOST	WINNING	LAST 10	STRENGTH OF	OPP. STRENGTH	TEAM	ADJ.	CONF.	ADJ CONF.
Average RPI	Loss:	18	RECORD	PCT. RANK	GAMES	SCHEDULE	OF SCHEDULE	RPI	RPI	RPI	RPI
DIV. I ONLY		13- 1		12	9-1	248	47	51	51	8	8
DIV. I NON-CONF.		11- 0		1	0- 0	312	69	59	59	8	8

TOTALS	RPI 1-25		RPI 26-50		W-L RECORDS	RPI 51-100		RPI 101-150		RPI 150+	
13- 1	0- 1		2- 0		OVERALL	1- 0		2- 0		8- 0	
6- 1	0- 1		1- 0		HOME	0- 0		0- 0		5- 0	
5- 0	0- 0		1- 0		AWAY	0- 0		2- 0		2- 0	
2- 0	0- 0		0- 0		NEUTRAL	1- 0		0- 0		1- 0	
11- 0	0- 0		1- 0		NON-CONFERENCE	1- 0		2- 0		7- 0	
6- 0	0- 0		1- 0		HOME	0- 0		0- 0		5- 0	
3- 0	0- 0		0- 0		AWAY	0- 0		2- 0		1- 0	
2- 0	0- 0		0- 0		NEUTRAL	1- 0		0- 0		1- 0	
2- 1	0- 1		1- 0		CONFERENCE	0- 0		0- 0		1- 0	
0- 1	0- 1		0- 0		HOME	0- 0		0- 0		0- 0	
2- 0	0- 0		1- 0		AWAY	0- 0		0- 0		1- 0	
0- 0	0- 0		0- 0		NEUTRAL	0- 0		0- 0		0- 0	

RPI	S	Opponent	Score	RPI	S	Opponent	Score	RPI	S	Opponent	Score	RPI	S	Opponent	Score
18	H	Central Mich.	70 88	37	A	Buffalo	74 71	77	N	Lamar University	87 62	137	A	IUPUI	73 66
				45	H	Purdue	80 73					144	A	American	77 67
												159	H	UNCW	95 72
												191	A	Ball St.	90 75
												214	N	St. Bonaventure	70 53
												243	H	Binghamton	86 49
												260	H	Cleveland St.	72 54
												285	A	Richmond	109 58
												287	H	Coppin St.	87 62
												320	H	Eastern Ky.	100 60

Team's RPI: 51															
LAST 12 Division I GAMES:															
191	A	Ball St.	90 75	144	A	American	77 67	285	A	Richmond	109 58	137	A	IUPUI	73 66
18	H	Central Mich.	70 88	285	A	Richmond	109 58	137	A	IUPUI	73 66	287	H	Coppin St.	87 62
37	A	Buffalo	74 71	137	A	IUPUI	73 66	45	H	Purdue	80 73	260	H	Cleveland St.	72 54
77	N	Lamar University	87 62	287	H	Coppin St.	87 62								
214	N	St. Bonaventure	70 53	45	H	Purdue	80 73								
320	H	Eastern Ky.	100 60	260	H	Cleveland St.	72 54								

Non-Div I Games:

Ohio

Average RPI Win: 127

Average RPI Loss: 63

WON-LOST
RECORDWINNING
PCT. RANKLAST 10
GAMESSTRENGTH OF
SCHEDULEOPP. STRENGTH
OF SCHEDULETEAM
RPIADJ.
RPICONF.
RPIADJ CONF.
RPIDIV. I ONLY
DIV. I NON-CONF.6- 8
4- 5209
1904-6
0- 013
5328
30102
145102
1454
54
5

TOTALS

RPI 1-25

RPI 26-50

W-L RECORDS

RPI 51-100

RPI 101-150

RPI 150+

6- 8
6- 2
0- 4
0- 21- 3
1- 0
0- 2
0- 12- 1
2- 0
0- 1
0- 0OVERALL
HOME
AWAY
NEUTRAL0- 3
0- 1
0- 1
0- 11- 1
1- 1
0- 0
0- 02- 0
2- 0
0- 0
0- 04- 5
4- 1
0- 2
0- 20- 2
0- 0
0- 1
0- 11- 0
1- 0
0- 0
0- 0NON-CONFERENCE
HOME
AWAY
NEUTRAL0- 2
0- 0
0- 1
0- 11- 1
1- 1
0- 0
0- 02- 0
2- 0
0- 0
0- 02- 3
2- 1
0- 2
0- 01- 1
1- 0
0- 1
0- 01- 1
1- 0
0- 1
0- 0CONFERENCE
HOME
AWAY
NEUTRAL0- 1
0- 1
0- 0
0- 00- 0
0- 0
0- 0
0- 00- 0
0- 0
0- 0
0- 0

RPI 1-25

RPI	S	Opponent	Score
7	A	UConn	53 85
16	H	Indiana	55 50
17	N	Butler	53 66
22	A	Maryland	69 75

RPI 26-50

RPI	S	Opponent	Score
32	H	Michigan St.	65 55
45	A	Purdue	42 60
47	H	North Carolina	76 69

RPI 51-100

RPI	S	Opponent	Score
75	N	Virginia Tech	73 81
92	H	Nebraska	69 78
100	A	Washington	59 69

RPI 101+

Team's RPI: 102

RPI	S	Opponent	Score
130	H	Cincinnati	69 56
147	H	South Fla.	47 71
202	H	Florida	46 41
332	H	Detroit Mercy	55 41

LAST 12 Division I GAMES:

32	H	Michigan St.	65	55	92	H	Nebraska	69	78
16	H	Indiana	55	50	45	A	Purdue	42	60
22	A	Maryland	69	75	75	N	Virginia Tech	73	81
130	H	Cincinnati	69	56	17	N	Butler	53	66
47	H	North Carolina	76	69	202	H	Florida	46	41
7	A	UConn	53	85	100	A	Washington	59	69

Non-Div I Games:

Ohio St.

Loss,
 Non-Conf,
 S Site,
 H Home
A Away
 N Neutral

Average RPI	Win: 226	WON-LOST	WINNING	LAST 10	STRENGTH OF	OPP. STRENGTH	TEAM	ADJ.	CONF.	ADJ CONF.
Average RPI	Loss: 73	RECORD	PCT. RANK	GAMES	SCHEDULE	OF SCHEDULE	RPI	RPI	RPI	RPI
DIV. I ONLY	5- 10	248	3-7	17	139	153	153	3	3	
DIV. I NON-CONF.	4- 7	228	0- 1	33	158	164	164	3	3	

TOTALS	RPI 1-25	RPI 26-50	W-L RECORDS	RPI 51-100	RPI 101-150	RPI 150+				
5- 10	0- 2	0- 3	OVERALL	0- 2	2- 2	3- 1				
4- 3	0- 1	0- 1	HOME	0- 0	2- 1	2- 0				
1- 5	0- 1	0- 1	AWAY	0- 2	0- 1	1- 0				
0- 2	0- 0	0- 1	NEUTRAL	0- 0	0- 0	0- 1				
4- 7	0- 1	0- 3	NON-CONFERENCE	0- 1	1- 1	3- 1				
3- 2	0- 1	0- 1	HOME	0- 0	1- 0	2- 0				
1- 3	0- 0	0- 1	AWAY	0- 1	0- 1	1- 0				
0- 2	0- 0	0- 1	NEUTRAL	0- 0	0- 0	0- 1				
1- 3	0- 1	0- 0	CONFERENCE	0- 1	1- 1	0- 0				
1- 1	0- 0	0- 0	HOME	0- 0	1- 1	0- 0				
0- 2	0- 1	0- 0	AWAY	0- 1	0- 0	0- 0				
0- 0	0- 0	0- 0	NEUTRAL	0- 0	0- 0	0- 0				

RPI 1-25				RPI 26-50				RPI 51-100				RPI 101+				Team's RPI: 153
RPI	S	Opponent	Score	RPI	S	Opponent	Score	RPI	S	Opponent	Score	RPI	S	Opponent	Score	
7	H	UConn	63 72	36	H	DePaul	76 87	56	A	New Mexico	80 84	101	H	Western Ky.	90 83	
23	A	Texas	63 73	44	N	Clemson	62 74	63	A	Kansas St.	56 86	135	H	West Virginia	55 66	
				48	A	Auburn	79 95					141	H	Texas Tech	66 61	
												147	A	South Fla.	70 87	
												171	N	UAB	84 89	
												233	A	SMU	77 61	
												326	H	Central Ark.	65 52	
												329	H	Northwestern St.	93 56	

LAST 12 Division I GAMES:																
				44	N	Clemson	62 74	63	A	Kansas St.	56 86					
				135	H	West Virginia	55 66	141	H	Texas Tech	66 61					
				23	A	Texas	63 73	233	A	SMU	77 61					
				48	A	Auburn	79 95	7	H	UConn	63 72					
				56	A	New Mexico	80 84	36	H	DePaul	76 87					
				171	N	UAB	84 89	326	H	Central Ark.	65 52					

Non-Div I Games:

Okla homa

Average RPI	Win:	181	WON-LOST	WINNING	LAST 10	STRENGTH OF	OPP. STRENGTH	TEAM	ADJ.	CONF.	ADJ CONF.
Average RPI	Loss:	57	RECORD	PCT. RANK	GAMES	SCHEDULE	OF SCHEDULE	RPI	RPI	RPI	RPI
DIV. I ONLY		11- 4	62	6-4	128	71	68	68	3	3	
DIV. I NON-CONF.		9- 2	43	0- 0	273	54	101	101	3	3	

TOTALS	RPI 1-25		RPI 26-50		W-L RECORDS		RPI 51-100		RPI 101-150		RPI 150+
11- 4	0- 1		0- 2		OVERALL		1- 0		3- 1		7- 0
10- 1	0- 0		0- 1		HOME		1- 0		3- 0		6- 0
1- 3	0- 1		0- 1		AWAY		0- 0		0- 1		1- 0
0- 0	0- 0		0- 0		NEUTRAL		0- 0		0- 0		0- 0
9- 2	0- 0		0- 2		NON-CONFERENCE		0- 0		2- 0		7- 0
8- 1	0- 0		0- 1		HOME		0- 0		2- 0		6- 0
1- 1	0- 0		0- 1		AWAY		0- 0		0- 0		1- 0
0- 0	0- 0		0- 0		NEUTRAL		0- 0		0- 0		0- 0
2- 2	0- 1		0- 0		CONFERENCE		1- 0		1- 1		0- 0
2- 0	0- 0		0- 0		HOME		1- 0		1- 0		0- 0
0- 2	0- 1		0- 0		AWAY		0- 0		0- 1		0- 0
0- 0	0- 0		0- 0		NEUTRAL		0- 0		0- 0		0- 0

RPI 1-25				RPI 26-50				RPI 51-100				Team's RPI : 68				RPI 101+			
RPI	S	Opponent	Score	RPI	S	Opponent	Score	RPI	S	Opponent	Score	RPI	S	Opponent	Score	RPI	S	Opponent	Score
23	A	Texas	51 60	31	H	Tennessee	63 76	73	H	TCU	75 71	122	H	Arkansas St.	62 60	135	A	West Virginia	58 67
				38	A	UCLA	59 71					141	H	Texas Tech	65 57	145	H	Texas St.	66 55
												160	H	Oral Roberts	89 69	180	H	Grambling	86 40
												192	H	Prairie View	70 50	210	H	UC Riverside	76 51
												217	H	Samford	82 62	266	A	Wichita St.	60 47
												289	H	Houston Baptist	77 44				
LAST 12 Division I GAMES:																			
141	H	Texas Tech	65 57	23	A	Texas	51 60	180	H	Grambling	86 40								
135	A	West Virginia	58 67	73	H	TCU	75 71	160	H	Oral Roberts	89 69								
145	H	Texas St.	66 55	38	A	UCLA	59 71	289	H	Houston Baptist	77 44								
266	A	Wichita St.	60 47	31	H	Tennessee	63 76												
217	H	Samford	82 62																

Non-Div I Games:

Oklahoma St.

Average RPI Win:	206	WON-LOST	WINNING	LAST 10	STRENGTH OF	OPP. STRENGTH	TEAM	ADJ.	CONF.	ADJ CONF.
Average RPI Loss:	107	RECORD	PCT. RANK	GAMES	SCHEDULE	OF SCHEDULE	RPI	RPI	RPI	RPI
DIV. I ONLY	11- 5	82	6-4	123	171	78	78	16	16	
DIV. I NON-CONF.	9- 3	62	0- 1	35	195	31	31	19	19	

TOTALS	RPI 1-25	RPI 26-50	W-L RECORDS	RPI 51-100	RPI 101-150	RPI 150+				
11- 5	0- 1	0- 0	OVERALL	1- 1	2- 2	8- 1				
6- 1	0- 0	0- 0	HOME	0- 0	0- 1	6- 0				
3- 3	0- 1	0- 0	AWAY	1- 0	1- 1	1- 1				
2- 1	0- 0	0- 0	NEUTRAL	0- 1	1- 0	1- 0				
9- 3	0- 1	0- 0	NON-CONFERENCE	1- 1	2- 1	6- 0				
4- 1	0- 0	0- 0	HOME	0- 0	0- 1	4- 0				
3- 1	0- 1	0- 0	AWAY	1- 0	1- 0	1- 0				
2- 1	0- 0	0- 0	NEUTRAL	0- 1	1- 0	1- 0				
2- 2	0- 0	0- 0	CONFERENCE	0- 0	0- 1	2- 1				
2- 0	0- 0	0- 0	HOME	0- 0	0- 0	2- 0				
0- 2	0- 0	0- 0	AWAY	0- 0	0- 1	0- 1				
0- 0	0- 0	0- 0	NEUTRAL	0- 0	0- 0	0- 0				

RPI 1-25				RPI 26-50				RPI 51-100				RPI 101+			
RPI	S	Opponent	Score	RPI	S	Opponent	Score	RPI	S	Opponent	Score	RPI	S	Opponent	Score
8	A	NC State	56 85					54	N	Saint Mary's (CA)	65 83	101	A	Western Ky.	60 75
								72	A	Tulane	56 48	105	N	Tennessee Tech	80 73
												111	H	Virginia	67 73
												130	A	Cincinnati	76 72
												164	H	VCU	60 57
												165	H	William & Mary	83 69
												221	N	Jacksonville	78 76
												257	A	Campbell	83 59
												263	A	Marshall	48 57
												275	H	Fla. Atlantic	87 53
												279	H	Norfolk St.	69 53
												287	H	Coppin St.	81 51
												316	H	FIU	95 68

LAST 12 Division I GAMES:															
				54	N	Saint Mary's (CA)	65 83	101	A	Western Ky.	60 75				
				316	H	FIU	95 68	263	A	Marshall	48 57				
				275	H	Fla. Atlantic	87 53	287	H	Coppin St.	81 51				
				8	A	NC State	56 85	72	A	Tulane	56 48				
				105	N	Tennessee Tech	80 73	164	H	VCU	60 57				
				221	N	Jacksonville	78 76	165	H	William & Mary	83 69				

Non-Div I Games:

Old Dominion

RPI 1-25				RPI 26-50				RPI 51-100				RPI 101+				Team's RPI: 187	
RPI	S	Opponent	Score	RPI	S	Opponent	Score	RPI	S	Opponent	Score	RPI	S	Opponent	Score		
7	N	UConn	50 90	30	A	Kentucky	55 49	55	H	Arkansas	55 85	137	H	IUPUI	58 66		
				35	A	Missouri	55 78	73	H	TCU	50 55	151	A	Louisiana Tech	71 80		
				45	N	Purdue	59 70	86	H	Troy	54 71	194	H	Jacksonville St.	49 60		
				50	H	LSU	41 55	98	N	St. John's (NY)	59 64	250	H	Temple	62 55		
												274	H	North Florida	82 69		
												278	H	Louisiana	79 57		
												279	H	Norfolk St.	60 42		
												294	H	Western Mich.	69 66		
												338	H	Savannah St.	74 51		
LAST 12 Division I GAMES:																	
				30	A	Kentucky	55 49	35	A	Missouri	55 78						
				50	H	LSU	41 55	274	H	North Florida	82 69						
				55	H	Arkansas	55 85	86	H	Troy	54 71						
				194	H	Jacksonville St.	49 60	151	A	Louisiana Tech	71 80						
				73	H	TCU	50 55	278	H	Louisiana	79 57						
				98	N	St. John's (NY)	59 64	338	H	Savannah St.	74 51						

Non-Divisible Games:

Average RPI Win:	321	WON-LOST	WINNING	LAST 10	STRENGTH OF	OPP. STRENGTH	TEAM	ADJ.	CONF.	ADJ CONF.
Average RPI Loss:	142	RECORD	PCT. RANK	GAMES	SCHEDULE	OF SCHEDULE	RPI	RPI	RPI	RPI
DIV. I ONLY	5- 10	248	3-7	295	268	303	303	18	18	
DIV. I NON-CONF.	4- 7	228	1- 0	294	257	285	285	15	15	

TOTALS	RPI 1-25	RPI 26-50	W-L RECORDS	RPI 51-100	RPI 101-150	RPI 150+				
5- 10	0- 0	0- 0	OVERALL	0- 3	0- 1	5- 6				
3- 4	0- 0	0- 0	HOME	0- 0	0- 0	3- 4				
1- 5	0- 0	0- 0	AWAY	0- 3	0- 1	1- 1				
1- 1	0- 0	0- 0	NEUTRAL	0- 0	0- 0	1- 1				
4- 7	0- 0	0- 0	NON-CONFERENCE	0- 3	0- 1	4- 3				
2- 2	0- 0	0- 0	HOME	0- 0	0- 0	2- 2				
1- 4	0- 0	0- 0	AWAY	0- 3	0- 1	1- 0				
1- 1	0- 0	0- 0	NEUTRAL	0- 0	0- 0	1- 1				
1- 3	0- 0	0- 0	CONFERENCE	0- 0	0- 0	1- 3				
1- 2	0- 0	0- 0	HOME	0- 0	0- 0	1- 2				
0- 1	0- 0	0- 0	AWAY	0- 0	0- 0	0- 1				
0- 0	0- 0	0- 0	NEUTRAL	0- 0	0- 0	0- 0				

RPI 1-25				RPI 26-50				RPI 51-100				RPI 101+ Team's RPI: 303					
RPI	S	Opponent	Score	RPI	S	Opponent	Score	RPI	S	Opponent	Score	RPI	S	Opponent	Score		
								63	A	Kansas St.	46	61	110	A	Montana St.	56	59
								69	A	UNI	50	79	160	H	Oral Roberts	56	71
								74	A	Creighton	51	66	161	H	CSUN	52	64
												163	H	Denver	68	95	
												172	H	Bradley	60	80	
												193	A	North Dakota	57	68	
												257	N	Campbell	52	65	
												290	H	CSU Bakersfield	53	46	
												321	H	North Dakota St.	78	61	
												324	H	USC Upstate	96	69	
												332	A	Detroit Mercy	51	42	
												339	N	Florida A&M	57	50	
LAST 12 Division I GAMES:																	
339	N	Florida A&M	57	50	160	H	Oral Roberts	56	71								
193	A	North Dakota	57	68	163	H	Denver	68	95								
321	H	North Dakota St.	78	61	69	A	UNI	50	79								
74	A	Creighton	51	66	110	A	Montana St.	56	59								
332	A	Detroit Mercy	51	42	172	H	Bradley	60	80								
257	N	Campbell	52	65	290	H	CSU Bakersfield	53	46								

Non-Div I Games: Graceland (IA) 81 39

Omaha

Average RPI Win:	237	WON-LOST	WINNING	LAST 10	STRENGTH OF	OPP. STRENGTH	TEAM	ADJ.	CONF.	ADJ CONF.
Average RPI Loss:	82	RECORD	PCT. RANK	GAMES	SCHEDULE	OF SCHEDULE	RPI	RPI	RPI	RPI

DIV. I ONLY	8- 8	166	6-4	175	129	160	160	18	18
DIV. I NON-CONF.	5- 6	177	0- 0	84	90	106	106	15	15
TOTALS	RPI 1-25	RPI 26-50	W-L RECORDS	RPI 51-100	RPI 101-150	RPI 150+			
8- 8	0- 1	0- 2	OVERALL	0- 2	1- 2	7- 1			
3- 3	0- 0	0- 0	HOME	0- 0	0- 2	3- 1			
5- 5	0- 1	0- 2	AWAY	0- 2	1- 0	4- 0			
0- 0	0- 0	0- 0	NEUTRAL	0- 0	0- 0	0- 0			
5- 6	0- 1	0- 1	NON-CONFERENCE	0- 2	1- 2	4- 0			
2- 2	0- 0	0- 0	HOME	0- 0	0- 2	2- 0			
3- 4	0- 1	0- 1	AWAY	0- 2	1- 0	2- 0			
0- 0	0- 0	0- 0	NEUTRAL	0- 0	0- 0	0- 0			
3- 2	0- 0	0- 1	CONFERENCE	0- 0	0- 0	3- 1			
1- 1	0- 0	0- 0	HOME	0- 0	0- 0	1- 1			
2- 1	0- 0	0- 1	AWAY	0- 0	0- 0	2- 0			
0- 0	0- 0	0- 0	NEUTRAL	0- 0	0- 0	0- 0			

RPI S Opponent Score	RPI S Opponent Score	RPI S Opponent Score	RPI S Opponent Score
12 A Iowa 77 90	27 A South Dakota St. 55 68	55 A Arkansas 61 74	121 H UT Arlington 62 80
	49 A Kansas 58 70	68 A Oklahoma St. 69 89	127 H Tulsa 68 76
			145 A Texas St. 81 64
			179 H UMKC 75 64
			193 H North Dakota 67 75
			199 H Southern Utah 64 59
			218 A Sam Houston St. 73 62
			228 H Western Ill. 68 64
			289 A Houston Baptist 74 56
			303 A Omaha 71 56
			336 A Purdue Fort Wayne 72 61
LAST 12 Division I GAMES:			
27 A South Dakota St. 55 68	193 H North Dakota 67 75		
336 A Purdue Fort Wayne 72 61	303 A Omaha 71 56		
228 H Western Ill. 68 64	68 A Oklahoma St. 69 89		
199 H Southern Utah 64 59	289 A Houston Baptist 74 56		
55 A Arkansas 61 74	218 A Sam Houston St. 73 62		
145 A Texas St. 81 64	121 H UT Arlington 62 80		

Non-Div I Games: Harris-Stowe 74 46 Cent. Christian (KS) 47

Oral Roberts

Average RPI Win:	96	WON-LOST	WINNING	LAST 10	STRENGTH OF	OPP. STRENGTH	TEAM	ADJ.	CONF.	ADJ CONF.
Average RPI Loss:	32	RECORD	PCT. RANK	GAMES	SCHEDULE	OF SCHEDULE	RPI	RPI	RPI	RPI
DIV. I ONLY	14- 1	9	9-1	22	6	5	5	2	2	
DIV. I NON-CONF.	10- 1	19	0- 0	16	18	2	2	2	2	

TOTALS	RPI 1-25	RPI 26-50	W-L RECORDS	RPI 51-100	RPI 101-150	RPI 150+				
14- 1	2- 0	3- 1	OVERALL	4- 0	2- 0	3- 0				
8- 0	2- 0	1- 0	HOME	2- 0	1- 0	2- 0				
5- 1	0- 0	2- 1	AWAY	2- 0	1- 0	0- 0				
1- 0	0- 0	0- 0	NEUTRAL	0- 0	0- 0	1- 0				
10- 1	2- 0	2- 1	NON-CONFERENCE	1- 0	2- 0	3- 0				
6- 0	2- 0	1- 0	HOME	0- 0	1- 0	2- 0				
3- 1	0- 0	1- 1	AWAY	1- 0	1- 0	0- 0				
1- 0	0- 0	0- 0	NEUTRAL	0- 0	0- 0	1- 0				
4- 0	0- 0	1- 0	CONFERENCE	3- 0	0- 0	0- 0				
2- 0	0- 0	0- 0	HOME	2- 0	0- 0	0- 0				
2- 0	0- 0	1- 0	AWAY	1- 0	0- 0	0- 0				
0- 0	0- 0	0- 0	NEUTRAL	0- 0	0- 0	0- 0				

RPI	S	Opponent	Score	RPI	S	Opponent	Score	RPI	S	Opponent	Score	RPI	S	Opponent	Score
4	H	Syracuse	75 73	27	A	South Dakota St.	87 79	54	A	Saint Mary's (CA)	79 55	132	H	UC Irvine	115 69
9	H	Mississippi St.	82 74	32	A	Michigan St.	82 88	61	A	Southern California	93 53	142	A	Utah St.	88 58
				37	H	Buffalo	102 82	95	H	Washington St.	98 58	210	N	UC Riverside	94 44
				38	A	UCLA	72 52	100	H	Washington	84 71	215	H	Air Force	82 36
												216	H	Long Beach St.	110 48
LAST 12 Division I GAMES:															
				38	A	UCLA	72 52	100	H	Washington	84 71				
				61	A	Southern California	93 53	132	H	UC Irvine	115 69				
				95	H	Washington St.	98 58	215	H	Air Force	82 36				
				216	H	Long Beach St.	110 48	9	H	Mississippi St.	82 74				
				54	A	Saint Mary's (CA)	79 55	27	A	South Dakota St.	87 79				
				210	N	UC Riverside	94 44	32	A	Michigan St.	82 88				

Non-Div I Games: Alas. Fairbanks 115 36

Oregon

Average RPI Win:	146	WON-LOST	WINNING	LAST 10	STRENGTH OF	OPP. STRENGTH	TEAM	ADJ.	CONF.	ADJ CONF.
Average RPI Loss:	20	RECORD	PCT. RANK	GAMES	SCHEDULE	OF SCHEDULE	RPI	RPI	RPI	RPI
DIV. I ONLY	14- 2	15	9-1	187	2	33	33	2	2	
DIV. I NON-CONF.	10- 2	37	0- 1	222	12	67	67	2	2	

TOTALS	RPI 1-25	RPI 26-50	W-L RECORDS	RPI 51-100	RPI 101-150	RPI 150+				
14- 2	1- 1	2- 1	OVERALL	4- 0	1- 0	6- 0				
9- 0	0- 0	1- 0	HOME	3- 0	0- 0	5- 0				
2- 0	0- 0	1- 0	AWAY	1- 0	0- 0	0- 0				
3- 2	1- 1	0- 1	NEUTRAL	0- 0	1- 0	1- 0				
10- 2	1- 1	1- 1	NON-CONFERENCE	1- 0	1- 0	6- 0				
7- 0	0- 0	1- 0	HOME	1- 0	0- 0	5- 0				
0- 0	0- 0	0- 0	AWAY	0- 0	0- 0	0- 0				
3- 2	1- 1	0- 1	NEUTRAL	0- 0	1- 0	1- 0				
4- 0	0- 0	1- 0	CONFERENCE	3- 0	0- 0	0- 0				
2- 0	0- 0	0- 0	HOME	2- 0	0- 0	0- 0				
2- 0	0- 0	1- 0	AWAY	1- 0	0- 0	0- 0				
0- 0	0- 0	0- 0	NEUTRAL	0- 0	0- 0	0- 0				

RPI 1-25				RPI 26-50				RPI 51-100				RPI 101+			
RPI	S	Opponent	Score	RPI	S	Opponent	Score	RPI	S	Opponent	Score	RPI	S	Opponent	Score
1	N	Notre Dame	81 91	38	A	UCLA	83 73	54	H	Saint Mary's (CA)	89 56	101	N	Western Ky.	74 60
25	N	South Carolina	70 68	39	N	Texas A&M	70 76	61	A	Southern California	76 52	158	H	Santa Clara	82 31
				40	H	Duke	71 57	95	H	Washington St.	76 69	190	N	Eastern Wash.	93 45
								100	H	Washington	78 67	256	H	La Salle	100 46
												290	H	CSU Bakersfield	92 52
												291	H	Cal Poly	79 54
												343	H	Ark.-Pine Bluff	89 33

LAST 12 Division I GAMES:															
1	N	Notre Dame	81 91	38	A	UCLA	83 73	100	H	Washington	78 67	290	H	CSU Bakersfield	92 52
25	N	South Carolina	70 68	40	H	Duke	71 57	95	H	Washington St.	76 69	291	H	Cal Poly	79 54
61	A	Southern California	76 52	39	N	Texas A&M	70 76	54	H	Saint Mary's (CA)	89 56	158	H	Santa Clara	82 31
190	N	Eastern Wash.	93 45	38	A	UCLA	83 73	61	A	Southern California	76 52	190	N	Eastern Wash.	93 45
158	H	Santa Clara	82 31	40	H	Duke	71 57	95	H	Washington St.	76 69	256	H	La Salle	100 46
256	H	La Salle	100 46	39	N	Texas A&M	70 76	100	H	Washington	78 67	290	H	CSU Bakersfield	92 52

Non-Div I Games:

Oregon St.

Average RPI	Win: 212	WON-LOST	WINNING	LAST 10	STRENGTH OF	OPP. STRENGTH	TEAM	ADJ.	CONF.	ADJ CONF.
Average RPI	Loss: 32	RECORD	PCT. RANK	GAMES	SCHEDULE	OF SCHEDULE	RPI	RPI	RPI	RPI
DIV. I ONLY	10- 5	86	6-4	121	116	76	76	7	7	
DIV. I NON-CONF.	7- 3	83	0- 0	227	183	99	99	7	7	

TOTALS	RPI 1-25	RPI 26-50	W-L RECORDS	RPI 51-100	RPI 101-150	RPI 150+				
10- 5	0- 3	0- 1	OVERALL	2- 1	2- 0	6- 0				
6- 1	0- 0	0- 1	HOME	2- 0	0- 0	4- 0				
4- 3	0- 2	0- 0	AWAY	0- 1	2- 0	2- 0				
0- 1	0- 1	0- 0	NEUTRAL	0- 0	0- 0	0- 0				
7- 3	0- 2	0- 0	NON-CONFERENCE	1- 1	1- 0	5- 0				
4- 0	0- 0	0- 0	HOME	1- 0	0- 0	3- 0				
3- 2	0- 1	0- 0	AWAY	0- 1	1- 0	2- 0				
0- 1	0- 1	0- 0	NEUTRAL	0- 0	0- 0	0- 0				
3- 2	0- 1	0- 1	CONFERENCE	1- 0	1- 0	1- 0				
2- 1	0- 0	0- 1	HOME	1- 0	0- 0	1- 0				
1- 1	0- 1	0- 0	AWAY	0- 0	1- 0	0- 0				
0- 0	0- 0	0- 0	NEUTRAL	0- 0	0- 0	0- 0				

RPI 1-25				RPI 26-50				RPI 51-100				RPI 101+			
RPI	S	Opponent	Score	RPI	S	Opponent	Score	RPI	S	Opponent	Score	RPI	S	Opponent	Score
11	A	Gonzaga	65 88	28	H	BYU	74 77	54	H	Saint Mary's (CA)	76 67	139	A	UC Davis	83 80
19	A	UCF	57 64					65	H	Wyoming	70 64	143	A	Portland	76 66
24	N	Cal i forni a	69 81					77	A	Lamar Uni versi ty	66 82	208	A	Cal St. Fullerton	72 64

Average RPI Win:	237	WON-LOST	WINNING	LAST 10	STRENGTH OF	OPP. STRENGTH	TEAM	ADJ.	CONF.	ADJ CONF.
Average RPI Loss:	43	RECORD	PCT. RANK	GAMES	SCHEDULE	OF SCHEDULE	RPI	RPI	RPI	RPI
DIV. I ONLY	9- 2	29	8-2	231	120	64	64	11	11	
DIV. I NON-CONF.	8- 2	51	0- 0	249	146	76	76	10	10	

TOTALS	RPI 1-25	RPI 26-50	W-L RECORDS	RPI 51-100	RPI 101-150	RPI 150+				
9- 2	0- 1	0- 0	OVERALL	1- 1	0- 0	8- 0				
3- 0	0- 0	0- 0	HOME	0- 0	0- 0	3- 0				
6- 1	0- 1	0- 0	AWAY	1- 0	0- 0	5- 0				
0- 1	0- 0	0- 0	NEUTRAL	0- 1	0- 0	0- 0				
8- 2	0- 1	0- 0	NON-CONFERENCE	0- 1	0- 0	8- 0				
3- 0	0- 0	0- 0	HOME	0- 0	0- 0	3- 0				
5- 1	0- 1	0- 0	AWAY	0- 0	0- 0	5- 0				
0- 1	0- 0	0- 0	NEUTRAL	0- 1	0- 0	0- 0				
1- 0	0- 0	0- 0	CONFERENCE	1- 0	0- 0	0- 0				
0- 0	0- 0	0- 0	HOME	0- 0	0- 0	0- 0				
1- 0	0- 0	0- 0	AWAY	1- 0	0- 0	0- 0				
0- 0	0- 0	0- 0	NEUTRAL	0- 0	0- 0	0- 0				

RPI	S	Opponent	Score	RPI	S	Opponent	Score	RPI	S	Opponent	Score	RPI	S	Opponent	Score
1	A	Notre Dame	55 75					85	N	Maine	46 47	157	A	Drexel	55 39
								89	A	Princeton	66 60	203	A	Navy	65 61
												240	A	Stetson	75 53
												256	H	La Salle	65 34
												281	H	Saint Joseph's	65 45
												283	A	Siena	58 51
												310	H	NJIT	85 42
												312	A	Iona	66 43

LAST 12 Division I GAMES:															
89	A	Princeton	66 60	312	A	Iona	66 43	256	H	La Salle	65 34	85	N	Maine	46 47
240	A	Stetson	75 53					203	A	Navy	65 61	310	H	NJIT	85 42
157	A	Drexel	55 39					281	H	Saint Joseph's	65 45				
1	A	Notre Dame	55 75												
283	A	Siena	58 51												

Non-Div I Games:

Penn

Average RPI Win: 153

Average RPI Loss: 54

WON-LOST
RECORDWINNING
PCT. RANKLAST 10
GAMESSTRENGTH OF
SCHEDULEOPP. STRENGTH
OF SCHEDULETEAM
RPIADJ.
RPICONF.
RPIADJ CONF.
RPIDIV. I ONLY
DIV. I NON-CONF.9- 7
7- 4133
1095-5
0- 018
6888
9781
10081
1004
54
5

TOTALS

RPI 1-25

RPI 26-50

W-L RECORDS

RPI 51-100

RPI 101-150

RPI 150+

9- 7
8- 4
1- 3
0- 00- 4
0- 2
0- 2
0- 00- 1
0- 0
0- 1
0- 0OVERALL
HOME
AWAY
NEUTRAL1- 0
1- 0
0- 0
0- 04- 2
3- 2
1- 0
0- 04- 0
4- 0
0- 0
0- 07- 4
6- 3
1- 1
0- 00- 1
0- 1
0- 0
0- 00- 1
0- 0
0- 1
0- 0NON-CONFERENCE
HOME
AWAY
NEUTRAL1- 0
1- 0
0- 0
0- 03- 2
2- 2
1- 0
0- 03- 0
3- 0
0- 0
0- 02- 3
2- 1
0- 2
0- 00- 3
0- 1
0- 2
0- 00- 0
0- 0
0- 0
0- 0CONFERENCE
HOME
AWAY
NEUTRAL0- 0
0- 0
0- 0
0- 01- 0
1- 0
0- 0
0- 01- 0
1- 0
0- 0
0- 0

RPI 1-25

RPI	S	Opponent	Score
16	A	Indiana	75 83
20	A	Rutgers	61 74
22	H	Maryland	61 77
24	H	California	58 75

RPI 26-50

RPI	S	Opponent	Score
26	A	Florida St.	58 87

RPI 51-100

Team's RPI: 81

RPI	S	Opponent	Score
89	H	Princeton	79 71

RPI 101+

RPI	S	Opponent	Score
103	A	Fordham	72 55
108	H	Providence	74 72
133	H	Duquesne	58 64
134	H	Stony Brook	70 81
144	H	American	80 59
150	H	Illinois	62 48
152	H	Wisconsin	71 64
193	H	North Dakota	75 68
214	H	St. Bonaventure	80 65
221	H	Jacksonville	80 61

LAST 12 Division I GAMES:

150	H	Illinois	62 48	22	H	Maryland	61 77
20	A	Rutgers	61 74	144	H	American	80 59
152	H	Wisconsin	71 64	214	H	St. Bonaventure	80 65
16	A	Indiana	75 83	133	H	Duquesne	58 64
134	H	Stony Brook	70 81	221	H	Jacksonville	80 61
193	H	North Dakota	75 68	26	A	Florida St.	58 87

Non-Div I Games:

Penn St.

Average RPI Win:	250	WON-LOST	WINNING	LAST 10	STRENGTH OF	OPP. STRENGTH	TEAM	ADJ.	CONF.	ADJ CONF.
Average RPI Loss:	105	RECORD	PCT. RANK	GAMES	SCHEDULE	OF SCHEDULE	RPI	RPI	RPI	RPI
DIV. I ONLY	10- 6	102	5-5	296	121	168	168	7	7	
DIV. I NON-CONF.	6- 4	125	0- 0	346	150	234	234	7	7	

TOTALS	RPI 1-25	RPI 26-50	W-L RECORDS	RPI 51-100	RPI 101-150	RPI 150+				
10- 6	0- 1	0- 1	OVERALL	0- 0	1- 3	9- 1				
4- 1	0- 1	0- 0	HOME	0- 0	1- 0	3- 0				
4- 4	0- 0	0- 1	AWAY	0- 0	0- 3	4- 0				
2- 1	0- 0	0- 0	NEUTRAL	0- 0	0- 0	2- 1				
6- 4	0- 0	0- 0	NON-CONFERENCE	0- 0	0- 3	6- 1				
1- 0	0- 0	0- 0	HOME	0- 0	0- 0	1- 0				
3- 3	0- 0	0- 0	AWAY	0- 0	0- 3	3- 0				
2- 1	0- 0	0- 0	NEUTRAL	0- 0	0- 0	2- 1				
4- 2	0- 1	0- 1	CONFERENCE	0- 0	1- 0	3- 0				
3- 1	0- 1	0- 0	HOME	0- 0	1- 0	2- 0				
1- 1	0- 0	0- 1	AWAY	0- 0	0- 0	1- 0				
0- 0	0- 0	0- 0	NEUTRAL	0- 0	0- 0	0- 0				

RPI 1-25				RPI 26-50				RPI 51-100				RPI 101+				Team's RPI: 168
RPI	S	Opponent	Score	RPI	S	Opponent	Score	RPI	S	Opponent	Score	RPI	S	Opponent	Score	
11	H	Gonzaga	54 79	28	A	BYU	58 83					104	A	Idaho St.	63 65	
												108	A	Provi dence	47 66	
												123	A	Col orado	65 80	
												143	H	Portl and	82 68	
												158	H	Santa Clara	74 48	
												227	A	San Diego	74 55	
												244	N	Sacramento St.	113 97	
												245	H	San Franci sco	69 50	
												256	N	La Salle	55 62	
												264	A	Hawai i	65 64	
												267	N	Northern Ky.	51 46	
												291	A	Cal Poly	70 63	
												330	H	Weber St.	68 47	
												335	A	Seattle U	78 64	
LAST 12 Division I GAMES:																
245	H	San Franci sco	69 50	11	H	Gonzaga	54 79									
158	H	Santa Clara	74 48	143	H	Portl and	82 68									
227	A	San Diego	74 55	267	N	Northern Ky.	51 46									
28	A	BYU	58 83	256	N	La Salle	55 62									
330	H	Weber St.	68 47	108	A	Provi dence	47 66									
335	A	Seattle U	78 64	104	A	Idaho St.	63 65									

Non-Div I Games:

Pepperdine

Average RPI Win:	169	WON-LOST	WINNING	LAST 10	STRENGTH OF	OPP. STRENGTH	TEAM	ADJ.	CONF.	ADJ CONF.
Average RPI Loss:	76	RECORD	PCT. RANK	GAMES	SCHEDULE	OF SCHEDULE	RPI	RPI	RPI	RPI
DIV. I ONLY	9- 8	161	6-4	26	62	84	84	1	1	
DIV. I NON-CONF.	9- 5	105	0- 0	92	127	93	93	1	1	

TOTALS	RPI 1-25	RPI 26-50	W-L RECORDS	RPI 51-100	RPI 101-150	RPI 150+				
9- 8	0- 3	0- 0	OVERALL	2- 2	3- 2	4- 1				
5- 4	0- 1	0- 0	HOME	0- 1	2- 2	3- 0				
2- 3	0- 2	0- 0	AWAY	1- 1	1- 0	0- 0				
2- 1	0- 0	0- 0	NEUTRAL	1- 0	0- 0	1- 1				
9- 5	0- 1	0- 0	NON-CONFERENCE	2- 1	3- 2	4- 1				
5- 3	0- 1	0- 0	HOME	0- 0	2- 2	3- 0				
2- 1	0- 0	0- 0	AWAY	1- 1	1- 0	0- 0				
2- 1	0- 0	0- 0	NEUTRAL	1- 0	0- 0	1- 1				
0- 3	0- 2	0- 0	CONFERENCE	0- 1	0- 0	0- 0				
0- 1	0- 0	0- 0	HOME	0- 1	0- 0	0- 0				
0- 2	0- 2	0- 0	AWAY	0- 0	0- 0	0- 0				
0- 0	0- 0	0- 0	NEUTRAL	0- 0	0- 0	0- 0				

RPI 1-25				RPI 26-50				RPI 51-100 Team's RPI: 84				RPI 101+			
RPI	S	Opponent	Score	RPI	S	Opponent	Score	RPI	S	Opponent	Score	RPI	S	Opponent	Score
1	A	Notre Dame	44 100					55	N	Arkansas	61 54	103	H	Fordham	65 62
8	A	NC State	34 63					79	H	Boston College	55 59	119	H	Youngstown St.	55 64
19	H	UCF	58 61					93	A	Georgetown	41 70	130	H	Cincinnati	65 48
								94	A	Northwestern	52 49	133	A	Duquesne	66 58
												135	H	West Virginia	43 77
												152	N	Wisconsin	42 57
												159	H	UNCW	60 56
												231	H	Saint Francis (PA)	78 75
												300	H	New Orleans	90 38
												315	N	Tennessee St.	78 56

LAST 12 Division I GAMES:															
79	H	Boston College	55 59	231	H	Saint Francis (PA)	78 75								
8	A	NC State	34 63	159	H	UNCW	60 56								
1	A	Notre Dame	44 100	135	H	West Virginia	43 77								
133	A	Duquesne	66 58	103	H	Fordham	65 62								
55	N	Arkansas	61 54	94	A	Northwestern	52 49								
152	N	Wisconsin	42 57	315	N	Tennessee St.	78 56								

Non-Div I Games:

Pittsburgh

Average RPI Win:	236	WON-LOST	WINNING	LAST 10	STRENGTH OF	OPP. STRENGTH	TEAM	ADJ.	CONF.	ADJ CONF.
Average RPI Loss:	97	RECORD	PCT. RANK	GAMES	SCHEDULE	OF SCHEDULE	RPI	RPI	RPI	RPI
DIV. I ONLY	6- 8	209	3-7	51	220	143	143	7	7	
DIV. I NON-CONF.	6- 3	91	0- 0	105	314	86	86	7	7	

TOTALS	RPI 1-25	RPI 26-50	W-L RECORDS	RPI 51-100	RPI 101-150	RPI 150+				
6- 8	0- 1	0- 0	OVERALL	0- 3	1- 3	5- 1				
3- 3	0- 0	0- 0	HOME	0- 2	1- 1	2- 0				
3- 4	0- 1	0- 0	AWAY	0- 0	0- 2	3- 1				
0- 1	0- 0	0- 0	NEUTRAL	0- 1	0- 0	0- 0				
6- 3	0- 0	0- 0	NON-CONFERENCE	0- 1	1- 2	5- 0				
3- 1	0- 0	0- 0	HOME	0- 0	1- 1	2- 0				
3- 1	0- 0	0- 0	AWAY	0- 0	0- 1	3- 0				
0- 1	0- 0	0- 0	NEUTRAL	0- 1	0- 0	0- 0				
0- 5	0- 1	0- 0	CONFERENCE	0- 2	0- 1	0- 1				
0- 2	0- 0	0- 0	HOME	0- 2	0- 0	0- 0				
0- 3	0- 1	0- 0	AWAY	0- 0	0- 1	0- 1				
0- 0	0- 0	0- 0	NEUTRAL	0- 0	0- 0	0- 0				

RPI 1-25				RPI 26-50				RPI 51-100				RPI 101+ Team's RPI: 143			
RPI	S	Opponent	Score	RPI	S	Opponent	Score	RPI	S	Opponent	Score	RPI	S	Opponent	Score
11	A	Gonzaga	71 97					54	H	Saint Mary's (CA)	91 98	126	A	Loyola Marymount	58 76
								57	N	Ari zona	70 92	132	H	UC Irvine	69 84
								76	H	Paci fi c	66 76	142	H	Utah St.	61 54
												148	A	Portland St.	79 92
												168	A	Pepperdi ne	68 82
												208	H	Cal St. Fullerton	83 74
												215	H	Air Force	79 60
												258	A	Utah Valley	65 60
												264	A	Hawaii	72 65
												330	A	Weber St.	89 73

LAST 12 Division I GAMES:															
11	A	Gonzaga	71 97	168	A	Pepperdi ne	68 82	215	H	Air Force	79 60	132	H	UC Irvine	69 84
54	H	Saint Mary's (CA)	91 98	148	A	Portland St.	79 92	142	H	Utah St.	61 54	208	H	Cal St. Fullerton	83 74
76	H	Paci fi c	66 76	142	H	Utah St.	61 54	168	A	Pepperdi ne	68 82	258	A	Utah Valley	65 60
126	A	Loyola Marymount	58 76	208	H	Cal St. Fullerton	83 74	264	A	Hawaii	72 65	330	A	Weber St.	89 73
57	N	Ari zona	70 92												
264	A	Hawaii	72 65												

Non-Div I Games: Warner Paci fi c 98 63 Willamette 82 27

Portland

Average RPI Win:	236	WON-LOST	WINNING	LAST 10	STRENGTH OF	OPP. STRENGTH	TEAM	ADJ.	CONF.	ADJ CONF.
Average RPI Loss:	106	RECORD	PCT. RANK	GAMES	SCHEDULE	OF SCHEDULE	RPI	RPI	RPI	RPI

DIV. I ONLY	10- 2	24	8-2	320	188	148	148	14	14
DIV. I NON-CONF.	7- 1	32	0- 0	340	203	181	181	12	12

TOTALS	RPI 1-25	RPI 26-50	W-L RECORDS	RPI 51-100	RPI 101-150	RPI 150+			
10- 2	0- 0	0- 0	OVERALL	0- 1	3- 1	7- 0			
7- 1	0- 0	0- 0	HOME	0- 0	3- 1	4- 0			
3- 1	0- 0	0- 0	AWAY	0- 1	0- 0	3- 0			
0- 0	0- 0	0- 0	NEUTRAL	0- 0	0- 0	0- 0			
7- 1	0- 0	0- 0	NON-CONFERENCE	0- 0	2- 1	5- 0			
5- 1	0- 0	0- 0	HOME	0- 0	2- 1	3- 0			
2- 0	0- 0	0- 0	AWAY	0- 0	0- 0	2- 0			
0- 0	0- 0	0- 0	NEUTRAL	0- 0	0- 0	0- 0			
3- 1	0- 0	0- 0	CONFERENCE	0- 1	1- 0	2- 0			
2- 0	0- 0	0- 0	HOME	0- 0	1- 0	1- 0			
1- 1	0- 0	0- 0	AWAY	0- 1	0- 0	1- 0			
0- 0	0- 0	0- 0	NEUTRAL	0- 0	0- 0	0- 0			

RPI 1-25	RPI 26-50	RPI 51-100	RPI 101+	Team's RPI: 148
RPI S Opponent Score	RPI S Opponent Score	RPI S Opponent Score	RPI S Opponent Score	
		80 A Northern Colo. 63 79	110 H Montana St. 55 53	
			132 H UC Irvine 68 73	
			139 H UC Davis 65 50	
			143 H Portland 92 79	
			154 H Montana 78 60	
			235 H UNLV 58 49	
			273 A UTEP 89 61	
			307 H San Jose St. 80 51	
			330 A Weber St. 77 59	
			333 A Grand Canyon 60 55	
			335 H Seattle U 68 43	
LAST 12 Division I GAMES:				
330 A Weber St. 77 59	132 H UC Irvine 68 73	235 H UNLV 58 49	333 A Grand Canyon 60 55	
154 H Montana 78 60	273 A UTEP 89 61	143 H Portland 92 79	335 H Seattle U 68 43	
110 H Montana St. 55 53				
80 A Northern Colo. 63 79				
139 H UC Davis 65 50				
307 H San Jose St. 80 51				

Non-Div I Games: Warner Pacific 102 49

Portland St.

Average RPI Win: 269 WON-LOST RECORD WINNING PCT. RANK LAST 10 GAMES STRENGTH OF SCHEDULE OPP. STRENGTH OF SCHEDULE TEAM RPI ADJ. RPI CONF. RPI ADJ CONF. RPI

DIV. I ONLY	3- 8	280	3-7	135	180	192	192	29	29
DIV. I NON-CONF.	1- 7	319	0- 0	17	147	189	189	26	26
TOTALS	RPI 1-25	RPI 26-50	W-L RECORDS	RPI 51-100	RPI 101-150	RPI 150+			
3- 8	0- 1	0- 1	OVERALL	0- 2	0- 2	3- 2			
0- 2	0- 0	0- 0	HOME	0- 0	0- 1	0- 1			
2- 6	0- 1	0- 1	AWAY	0- 2	0- 1	2- 1			
1- 0	0- 0	0- 0	NEUTRAL	0- 0	0- 0	1- 0			
1- 7	0- 1	0- 1	NON-CONFERENCE	0- 2	0- 2	1- 1			
0- 1	0- 0	0- 0	HOME	0- 0	0- 1	0- 0			
0- 6	0- 1	0- 1	AWAY	0- 2	0- 1	0- 1			
1- 0	0- 0	0- 0	NEUTRAL	0- 0	0- 0	1- 0			
2- 1	0- 0	0- 0	CONFERENCE	0- 0	0- 0	2- 1			
0- 1	0- 0	0- 0	HOME	0- 0	0- 0	0- 1			
2- 0	0- 0	0- 0	AWAY	0- 0	0- 0	2- 0			
0- 0	0- 0	0- 0	NEUTRAL	0- 0	0- 0	0- 0			

RPI 1-25				RPI 26-50				RPI 51-100				RPI 101+ Team's RPI: 192			
RPI	S	Opponent	Score	RPI	S	Opponent	Score	RPI	S	Opponent	Score	RPI	S	Opponent	Score
10	A	Iowa St.	46 94	39	A	Texas A&M	57 70	55	A	Arkansas	44 71	117	H	Ri ce	58 68
								68	A	Okl ahoma St.	50 70	123	A	Col orado	38 79
												169	A	Southern U.	55 54
												224	H	Texas Southern	44 52
												242	A	UTRGV	50 57
												288	N	A&M-Corpus Christi	67 59
												351	A	Al corn	82 61
LAST 12 Division I GAMES:															
224	H	Texas Southern	44 52	10	A	Iowa St.	46 94	55	A	Arkansas	44 71	117	H	Ri ce	58 68
351	A	Al corn	82 61	55	A	Arkansas	44 71	123	A	Col orado	38 79	288	N	A&M-Corpus Christi	67 59
169	A	Southern U.	55 54	123	A	Col orado	38 79	242	A	UTRGV	50 57				
39	A	Texas A&M	57 70												
68	A	Okl ahoma St.	50 70												

Non-Div I Games: Jarvis Christian 117 32 Arlington Baptist 105 31

Prairie View

Average RPI Win:	307	WON-LOST	WINNING	LAST 10	STRENGTH OF	OPP. STRENGTH	TEAM	ADJ.	CONF.	ADJ CONF.
Average RPI Loss:	186	RECORD	PCT. RANK	GAMES	SCHEDULE	OF SCHEDULE	RPI	RPI	RPI	RPI

DIV. I ONLY	4- 12	291	3-7	291	316	319	319	28	28
DIV. I NON-CONF.	2- 9	297	0- 0	263	262	315	315	29	29
TOTALS	RPI 1-25	RPI 26-50	W-L RECORDS	RPI 51-100	RPI 101-150	RPI 150+			
4- 12	0- 0	0- 1	OVERALL	0- 1	0- 1	4- 9			
3- 3	0- 0	0- 0	HOME	0- 0	0- 0	3- 3			
1- 9	0- 0	0- 1	AWAY	0- 1	0- 1	1- 6			
0- 0	0- 0	0- 0	NEUTRAL	0- 0	0- 0	0- 0			
2- 9	0- 0	0- 1	NON-CONFERENCE	0- 1	0- 1	2- 6			
1- 2	0- 0	0- 0	HOME	0- 0	0- 0	1- 2			
1- 7	0- 0	0- 1	AWAY	0- 1	0- 1	1- 4			
0- 0	0- 0	0- 0	NEUTRAL	0- 0	0- 0	0- 0			
2- 3	0- 0	0- 0	CONFERENCE	0- 0	0- 0	2- 3			
2- 1	0- 0	0- 0	HOME	0- 0	0- 0	2- 1			
0- 2	0- 0	0- 0	AWAY	0- 0	0- 0	0- 2			
0- 0	0- 0	0- 0	NEUTRAL	0- 0	0- 0	0- 0			

RPI S Opponent Score	RPI S Opponent Score	RPI S Opponent Score	RPI S Opponent Score
	31 A Tennessee 49 97	88 A Georgia 59 83	Team's RPI: 319
			128 A Davidson 56 83
			159 A UNCW 48 63
			162 A High Point 40 79
			173 A Vanderbilt 43 78
			209 A Furman 68 76
			212 H Gardner-Webb 58 66
			217 A Samford 54 75
			248 H Wofford 61 50
			257 A Campbell 46 51
			282 H Ga. Southern 68 69
			308 A Col. of Charleston 71 65
			313 H South Carolina St. 48 57
			324 H USC Upstate 70 54
			347 H Longwood 81 66
LAST 12 Division I GAMES:			
212 H Gardner-Webb 58 66	209 A Furman 68 76		
324 H USC Upstate 70 54	88 A Georgia 59 83		
162 A High Point 40 79	308 A Col. of Charleston 71 65		
347 H Longwood 81 66	128 A Davidson 56 83		
257 A Campbell 46 51	282 H Ga. Southern 68 69		
173 A Vanderbilt 43 78	217 A Samford 54 75		

Non-Div I Games:

Presbyterian

Princeton				Through Games Of Jan. 15, 2019						
Average RPI Win:	182	WON-LOST RECORD	WINNING PCT. RANK	LAST 10 GAMES	STRENGTH OF SCHEDULE	OPP. STRENGTH OF SCHEDULE	TEAM RPI	ADJ. RPI	CONF. RPI	ADJ CONF. RPI
Average RPI Loss:	72									
DIV. I ONLY		8- 8	166	7-3	54	79	89	89	11	11
DIV. I NON-CONF.		8- 7	160	0- 0	83	62	80	80	10	10

TOTALS	RPI 1-25		RPI 26-50	W-L RECORDS	RPI 51-100		RPI 101-150		RPI 150+	
8- 8	0- 1		0- 1	OVERALL	1- 5		3- 0		4- 1	
3- 2	0- 0		0- 0	HOME	1- 2		2- 0		0- 0	
5- 3	0- 0		0- 0	AWAY	0- 2		1- 0		4- 1	
0- 3	0- 1		0- 1	NEUTRAL	0- 1		0- 0		0- 0	
8- 7	0- 1		0- 1	NON-CONFERENCE	1- 4		3- 0		4- 1	
3- 1	0- 0		0- 0	HOME	1- 1		2- 0		0- 0	
5- 3	0- 0		0- 0	AWAY	0- 2		1- 0		4- 1	
0- 3	0- 1		0- 1	NEUTRAL	0- 1		0- 0		0- 0	
0- 1	0- 0		0- 0	CONFERENCE	0- 1		0- 0		0- 0	
0- 1	0- 0		0- 0	HOME	0- 1		0- 0		0- 0	
0- 0	0- 0		0- 0	AWAY	0- 0		0- 0		0- 0	
0- 0	0- 0		0- 0	NEUTRAL	0- 0		0- 0		0- 0	

RPI 1-25				RPI 26-50				RPI 51-100				RPI 101+			
RPI	S	Opponent	Score	RPI	S	Opponent	Score	RPI	S	Opponent	Score	RPI	S	Opponent	Score
4	N	Syracuse	61 92	36	N	DePaul	67 82	53	A	Villanova	46 67	107	A	Hartford	75 38
								63	N	Kansas St.	61 80	116	H	Marist	60 57
								64	H	Penn	60 66	128	H	Davidson	65 57
								70	H	Quinnipiac	54 42	189	A	George Washington	49 64
								81	A	Penn St.	71 79	205	A	Rider	89 65
								87	H	Seton Hall	66 70	241	A	Monmouth	79 47
												286	A	St. Francis Brooklyn	83 64
												301	A	New Hampshire	90 42
LAST 12 Division I GAMES:															
				64	H	Penn	60 66	241	A	Monmouth	79 47				
				301	A	New Hampshire	90 42	70	H	Quinnipiac	54 42				
				107	A	Hartford	75 38	128	H	Davidson	65 57				
				286	A	St. Francis Brooklyn	83 64	53	A	Villanova	46 67				
				116	H	Marist	60 57	63	N	Kansas St.	61 80				
				36	N	DePaul	67 82	4	N	Syracuse	61 92				

Non-Div I Games:

Princeton

Average RPI Win:	183	WON-LOST	WINNING	LAST 10	STRENGTH OF	OPP. STRENGTH	TEAM	ADJ.	CONF.	ADJ CONF.
Average RPI Loss:	74	RECORD	PCT. RANK	GAMES	SCHEDULE	OF SCHEDULE	RPI	RPI	RPI	RPI
DIV. I ONLY	10- 8	142	5-5	91	66	108	108	5	5	
DIV. I NON-CONF.	8- 4	91	1- 0	168	152	117	117	4	4	

TOTALS	RPI 1-25	RPI 26-50	W-L RECORDS	RPI 51-100	RPI 101-150	RPI 150+				
10- 8	0- 1	0- 2	OVERALL	3- 4	1- 0	6- 1				
6- 3	0- 0	0- 1	HOME	1- 2	1- 0	4- 0				
3- 5	0- 1	0- 1	AWAY	2- 2	0- 0	1- 1				
1- 0	0- 0	0- 0	NEUTRAL	0- 0	0- 0	1- 0				
8- 4	0- 0	0- 1	NON-CONFERENCE	1- 2	1- 0	6- 1				
5- 2	0- 0	0- 1	HOME	0- 1	1- 0	4- 0				
2- 2	0- 0	0- 0	AWAY	1- 1	0- 0	1- 1				
1- 0	0- 0	0- 0	NEUTRAL	0- 0	0- 0	1- 0				
2- 4	0- 1	0- 1	CONFERENCE	2- 2	0- 0	0- 0				
1- 1	0- 0	0- 0	HOME	1- 1	0- 0	0- 0				
1- 3	0- 1	0- 1	AWAY	1- 1	0- 0	0- 0				
0- 0	0- 0	0- 0	NEUTRAL	0- 0	0- 0	0- 0				

RPI 1-25				RPI 26-50				RPI 51-100				RPI 101+				Team's RPI: 108
RPI	S	Opponent	Score	RPI	S	Opponent	Score	RPI	S	Opponent	Score	RPI	S	Opponent	Score	
13	A	Marquette	46 85	29	H	Northeastern	59 65	53	H	Villanova	67 61	115	H	Yale	59 42	
				36	A	DePaul	62 88	70	H	Quinnipiac	44 48	168	H	Pepperdine	66 47	
								79	A	Boston College	61 57	184	A	Rhode Island	65 72	
								81	A	Penn St.	72 74	236	H	Sacred Heart	62 52	
								87	A	Seton Hall	73 79	256	H	La Salle	77 47	
								93	H	Georgetown	52 68	267	H	Northern Ky.	48 43	
								98	A	St. John's (NY)	67 66	277	N	Bryant	72 64	
												280	A	UMass Lowell	71 47	
LAST 12 Division I GAMES:																
277	N	Bryant	72 64	36	A	DePaul	62 88	13	A	Marquette	46 85	256	H	La Salle	77 47	
87	A	Seton Hall	73 79	267	H	Northern Ky.	48 43	168	H	Pepperdine	66 47	29	H	Northeastern	59 65	
98	A	St. John's (NY)	67 66	70	H	Quinnipiac	44 48	79	A	Boston College	61 57					
53	H	Villanova	67 61													
93	H	Georgetown	52 68													
280	A	UMass Lowell	71 47													

Non-Div I Games:

Providence

Average RPI Win: **156**
 Average RPI Loss: **67**

WON-LOST
RECORD

WINNING
PCT. RANK

LAST 10
GAMES

STRENGTH OF
SCHEDULE

OPP. STRENGTH
OF SCHEDULE

TEAM
RPI

ADJ.
RPI

CONF.
RPI

ADJ CONF.
RPI

DIV. I ONLY	13- 5	67	7-3	59	60	45	45	4	4
DIV. I NON-CONF.	9- 4	85	0- 0	88	119	78	78	5	5

TOTALS	RPI 1-25	RPI 26-50	W-L RECORDS	RPI 51-100	RPI 101-150	RPI 150+			
13- 5	1- 2	1- 0	OVERALL	3- 2	1- 0	7- 1			
10- 1	1- 1	1- 0	HOME	2- 0	1- 0	5- 0			
2- 2	0- 0	0- 0	AWAY	1- 1	0- 0	1- 1			
1- 2	0- 1	0- 0	NEUTRAL	0- 1	0- 0	1- 0			
9- 4	0- 2	1- 0	NON-CONFERENCE	1- 2	0- 0	7- 0			
7- 1	0- 1	1- 0	HOME	1- 0	0- 0	5- 0			
1- 1	0- 0	0- 0	AWAY	0- 1	0- 0	1- 0			
1- 2	0- 1	0- 0	NEUTRAL	0- 1	0- 0	1- 0			
4- 1	1- 0	0- 0	CONFERENCE	2- 0	1- 0	0- 1			
3- 0	1- 0	0- 0	HOME	1- 0	1- 0	0- 0			
1- 1	0- 0	0- 0	AWAY	1- 0	0- 0	0- 1			
0- 0	0- 0	0- 0	NEUTRAL	0- 0	0- 0	0- 0			

RPI 1-25				RPI 26-50				RPI 51-100				RPI 101+			
RPI	S	Opponent	Score	RPI	S	Opponent	Score	RPI	S	Opponent	Score	RPI	S	Opponent	Score
7	N	UConn	40 86	41	H	Miami (FL)	74 63	51	A	Ohio	73 80	102	H	Ohio St.	60 42
12	H	Iowa	62 57					60	H	Michigan	71 70	152	A	Wisconsin	69 76
25	H	South Carolina	73 82					67	H	Harvard	66 65	172	H	Bradley	74 61
								94	A	Northwestern	57 54	187	N	Ole Miss	70 59
								98	N	St. John's (NY)	62 68	191	A	Ball St.	80 38
												228	H	Western Ill.	81 60
												237	H	Loyola Chicago	65 41
												296	H	Albany (NY)	53 41
												336	H	Purdue Fort Wayne	78 44

LAST 12 Division I GAMES:															
94	A	Northwestern	57 54	172	H	Bradley	74 61	296	H	Albany (NY)	53 41				
12	H	Iowa	62 57	25	H	South Carolina	73 82	237	H	Loyola Chicago	65 41				
60	H	Michigan	71 70	51	A	Ohio	73 80	41	H	Miami (FL)	74 63				
152	A	Wisconsin	69 76												
102	H	Ohio St.	60 42												
7	N	UConn	40 86												

Non-Div I Games:

Purdue

Loss, **Non-Conf**, **S Site**, **H Home** **A Away** **N Neutral**

Average RPI Win:	344	WON-LOST	WINNING	LAST 10	STRENGTH OF	OPP. STRENGTH	TEAM	ADJ.	CONF.	ADJ CONF.
Average RPI Loss:	188	RECORD	PCT. RANK	GAMES	SCHEDULE	OF SCHEDULE	RPI	RPI	RPI	RPI

DIV. I ONLY	1- 13	338	1-9	278	280	336	336	18	18
DIV. I NON-CONF.	1- 8	322	0- 0	317	330	343	343	15	15

TOTALS	RPI 1-25	RPI 26-50	W-L RECORDS	RPI 51-100	RPI 101-150	RPI 150+			
1- 13	0- 1	0- 2	OVERALL	0- 0	0- 0	1- 10			
0- 5	0- 0	0- 1	HOME	0- 0	0- 0	0- 4			
1- 8	0- 1	0- 1	AWAY	0- 0	0- 0	1- 6			
0- 0	0- 0	0- 0	NEUTRAL	0- 0	0- 0	0- 0			
1- 8	0- 0	0- 1	NON-CONFERENCE	0- 0	0- 0	1- 7			
0- 3	0- 0	0- 0	HOME	0- 0	0- 0	0- 3			
1- 5	0- 0	0- 1	AWAY	0- 0	0- 0	1- 4			
0- 0	0- 0	0- 0	NEUTRAL	0- 0	0- 0	0- 0			
0- 5	0- 1	0- 1	CONFERENCE	0- 0	0- 0	0- 3			
0- 2	0- 0	0- 1	HOME	0- 0	0- 0	0- 1			
0- 3	0- 1	0- 0	AWAY	0- 0	0- 0	0- 2			
0- 0	0- 0	0- 0	NEUTRAL	0- 0	0- 0	0- 0			

RPI 1-25	RPI 26-50	RPI 51-100	RPI 101+	Team's RPI: 336
RPI S Opponent Score	RPI S Opponent Score	RPI S Opponent Score	RPI S Opponent Score	
21 A South Dakota 51 69	27 H South Dakota St. 52 85		160 H Oral Roberts 61 72	
	45 A Purdue 44 78		182 A Milwaukee 48 70	
			193 A North Dakota 60 79	
			211 H SIUE 49 57	
			219 H Eastern Mich. 72 87	
			223 A Eastern Ill. 63 72	
			237 A Loyola Chicago 67 81	
			294 A Western Mich. 61 69	
			306 H Valparaiso 64 68	
			321 A North Dakota St. 54 70	
			344 A Evansville 72 66	
LAST 12 Division I GAMES:				
21 A South Dakota 51 69	306 H Valparaiso 64 68			
160 H Oral Roberts 61 72	219 H Eastern Mich. 72 87			
27 H South Dakota St. 52 85	182 A Milwaukee 48 70			
193 A North Dakota 60 79	237 A Loyola Chicago 67 81			
321 A North Dakota St. 54 70	211 H SIUE 49 57			
45 A Purdue 44 78	344 A Evansville 72 66			

Non-Div I Games: Taylor (IN) 84 74 Goshen 86 45 Ind. -Kokomo 87 50

Average RPI	Win:	196	WON-LOST	WINNING	LAST 10	STRENGTH OF	OPP. STRENGTH	TEAM	ADJ.	CONF.	ADJ CONF.
Average RPI	Loss:	42	RECORD	PCT. RANK	GAMES	SCHEDULE	OF SCHEDULE	RPI	RPI	RPI	RPI
DIV. I ONLY		9- 6		112	7-3	56	89	70	70	27	27
DIV. I NON-CONF.		5- 6		177	1- 0	25	25	64	64	28	28

TOTALS	RPI 1-25		RPI 26-50		W-L RECORDS	RPI 51-100		RPI 101-150		RPI 150+	
9- 6	0- 3		0- 1		OVERALL	1- 2		2- 0		6- 0	
4- 2	0- 2		0- 0		HOME	0- 0		0- 0		4- 0	
4- 2	0- 0		0- 0		AWAY	1- 2		2- 0		1- 0	
1- 2	0- 1		0- 1		NEUTRAL	0- 0		0- 0		1- 0	
5- 6	0- 3		0- 1		NON-CONFERENCE	1- 2		1- 0		3- 0	
1- 2	0- 2		0- 0		HOME	0- 0		0- 0		1- 0	
3- 2	0- 0		0- 0		AWAY	1- 2		1- 0		1- 0	
1- 2	0- 1		0- 1		NEUTRAL	0- 0		0- 0		1- 0	
4- 0	0- 0		0- 0		CONFERENCE	0- 0		1- 0		3- 0	
3- 0	0- 0		0- 0		HOME	0- 0		0- 0		3- 0	
1- 0	0- 0		0- 0		AWAY	0- 0		1- 0		0- 0	
0- 0	0- 0		0- 0		NEUTRAL	0- 0		0- 0		0- 0	

RPI	S	Opponent	Score	RPI	S	Opponent	Score	RPI	S	Opponent	Score	RPI	S	Opponent	Score
18	H	Central Mich.	52 67	35	N	Missouri	51 65	66	A	Bucknell	58 75	108	A	Providence	48 44
19	H	UCF	45 47					67	A	Harvard	72 67	116	A	Marist	76 69
23	N	Texas	55 56					89	A	Princeton	42 54	157	A	Drexel	56 52
												191	N	Ball St.	69 66
												241	H	Monmouth	67 38
												285	H	Richmond	65 48
												298	H	Fairfield	81 36
												302	H	Saint Peter's	90 45

LAST 12 Division I GAMES:															
191	N	Ball St.	69 66	298	H	Fairfield	81 36								
35	N	Missouri	51 65	19	H	UCF	45 47								
241	H	Monmouth	67 38	285	H	Richmond	65 48								
116	A	Marist	76 69	89	A	Princeton	42 54								
302	H	Saint Peter's	90 45	18	H	Central Mich.	52 67								
23	N	Texas	55 56	67	A	Harvard	72 67								

Non-Div I Games:

Qui nni pi ac

Average RPI Win:	232	WON-LOST	WINNING	LAST 10	STRENGTH OF	OPP. STRENGTH	TEAM	ADJ.	CONF.	ADJ CONF.
Average RPI Loss:	135	RECORD	PCT. RANK	GAMES	SCHEDULE	OF SCHEDULE	RPI	RPI	RPI	RPI
DIV. I ONLY	9- 6	112	7-3	196	254	149	149	28	28	
DIV. I NON-CONF.	5- 5	162	0- 0	141	188	142	142	29	29	

TOTALS	RPI 1-25	RPI 26-50	W-L RECORDS	RPI 51-100	RPI 101-150	RPI 150+				
9- 6	0- 1	0- 0	OVERALL	0- 2	1- 0	8- 3				
5- 1	0- 0	0- 0	HOME	0- 0	0- 0	5- 1				
3- 4	0- 1	0- 0	AWAY	0- 1	1- 0	2- 2				
1- 1	0- 0	0- 0	NEUTRAL	0- 1	0- 0	1- 0				
5- 5	0- 1	0- 0	NON-CONFERENCE	0- 2	1- 0	4- 2				
2- 1	0- 0	0- 0	HOME	0- 0	0- 0	2- 1				
2- 3	0- 1	0- 0	AWAY	0- 1	1- 0	1- 1				
1- 1	0- 0	0- 0	NEUTRAL	0- 1	0- 0	1- 0				
4- 1	0- 0	0- 0	CONFERENCE	0- 0	0- 0	4- 1				
3- 0	0- 0	0- 0	HOME	0- 0	0- 0	3- 0				
1- 1	0- 0	0- 0	AWAY	0- 0	0- 0	1- 1				
0- 0	0- 0	0- 0	NEUTRAL	0- 0	0- 0	0- 0				

RPI 1-25				RPI 26-50				RPI 51-100				RPI 101+				Team's RPI: 149
RPI	S	Opponent	Score	RPI	S	Opponent	Score	RPI	S	Opponent	Score	RPI	S	Opponent	Score	
8	A	NC State	58 75					75	A	Virginia Tech	44 55	111	A	Virginia	57 44	
								92	N	Nebraska	39 77	162	H	High Point	80 58	
												164	A	VCU	54 49	
												183	H	Morehead St.	72 79	
												201	H	UNC Asheville	60 46	
												220	A	Hampton	54 68	
												234	A	Mt. St. Mary's	77 89	
												250	N	Temple	56 50	
												270	H	ETSU	79 64	
												276	H	Winthrop	70 49	
												313	H	South Carolina St.	61 31	
												341	A	Charleston So.	67 41	
LAST 12 Division I GAMES:																
341	A	Charleston So.	67 41	234	A	Mt. St. Mary's	77 89	164	A	VCU	54 49	183	H	Morehead St.	72 79	
276	H	Winthrop	70 49	111	A	Virginia	57 44	75	A	Virginia Tech	44 55	250	N	Temple	56 50	
220	A	Hampton	54 68	92	N	Nebraska	39 77									
162	H	High Point	80 58													
201	H	UNC Asheville	60 46													

Non-Div I Games: Shepherd 60 46

Radford

Average RPI	Win:	230	WON-LOST	WINNING	LAST 10	STRENGTH OF	OPP. STRENGTH	TEAM	ADJ.	CONF.	ADJ CONF.
Average RPI	Loss:	110	RECORD	PCT. RANK	GAMES	SCHEDULE	OF SCHEDULE	RPI	RPI	RPI	RPI
DIV. I ONLY		6- 9		225	3-7	136	154	184	184	17	17
DIV. I NON-CONF.		5- 7		206	1- 0	75	180	153	153	17	17

TOTALS	RPI 1-25		RPI 26-50		W-L RECORDS	RPI 51-100		RPI 101-150		RPI 150+	
6- 9	0- 0		0- 2		OVERALL	0- 3		1- 2		5- 2	
3- 5	0- 0		0- 0		HOME	0- 2		1- 2		2- 1	
3- 4	0- 0		0- 2		AWAY	0- 1		0- 0		3- 1	
0- 0	0- 0		0- 0		NEUTRAL	0- 0		0- 0		0- 0	
5- 7	0- 0		0- 2		NON-CONFERENCE	0- 3		1- 1		4- 1	
3- 3	0- 0		0- 0		HOME	0- 2		1- 1		2- 0	
2- 4	0- 0		0- 2		AWAY	0- 1		0- 0		2- 1	
0- 0	0- 0		0- 0		NEUTRAL	0- 0		0- 0		0- 0	
1- 2	0- 0		0- 0		CONFERENCE	0- 0		0- 1		1- 1	
0- 2	0- 0		0- 0		HOME	0- 0		0- 1		0- 1	
1- 0	0- 0		0- 0		AWAY	0- 0		0- 0		1- 0	
0- 0	0- 0		0- 0		NEUTRAL	0- 0		0- 0		0- 0	

RPI 1-25				RPI 26-50				RPI 51-100				RPI 101+				Team's RPI: 184
RPI	S	Opponent	Score	RPI	S	Opponent	Score	RPI	S	Opponent	Score	RPI	S	Opponent	Score	
				30	A	Kentucky	52 75	67	H	Harvard	47 80	107	H	Hartford	51 65	
				44	A	Clemson	67 80	79	H	Boston College	64 88	108	H	Providence	72 65	
								97	A	Minnesota	71 91	128	H	Davidson	67 77	
												189	H	George Washington	59 64	
												193	H	North Dakota	77 63	
												238	H	Brown	72 67	
												247	A	Holy Cross	65 73	
												259	A	Robert Morris	46 41	
												285	A	Richmond	66 60	
												297	A	Vermont	61 58	

LAST 12 Division I GAMES:																
				238	H	Brown	72 67	97	A	Minnesota	71 91					
				128	H	Davidson	67 77	107	H	Hartford	51 65					
				189	H	George Washington	59 64	44	A	Clemson	67 80					
				285	A	Richmond	66 60	30	A	Kentucky	52 75					
				67	H	Harvard	47 80	108	H	Providence	72 65					
				247	A	Holy Cross	65 73	193	H	North Dakota	77 63					

Non-Div I Games:

Rhode Island

Average RPI Win:	233	WON-LOST	WINNING	LAST 10	STRENGTH OF	OPP. STRENGTH	TEAM	ADJ.	CONF.	ADJ CONF.
Average RPI Loss:	41	RECORD	PCT. RANK	GAMES	SCHEDULE	OF SCHEDULE	RPI	RPI	RPI	RPI
DIV. I ONLY	13- 3	30	9-1	323	80	117	117	16	16	
DIV. I NON-CONF.	9- 3	62	0- 0	319	64	133	133	19	19	

TOTALS	RPI 1-25	RPI 26-50	W-L RECORDS	RPI 51-100	RPI 101-150	RPI 150+				
13- 3	0- 0	0- 3	OVERALL	0- 0	1- 0	12- 0				
7- 0	0- 0	0- 0	HOME	0- 0	0- 0	7- 0				
5- 2	0- 0	0- 2	AWAY	0- 0	1- 0	4- 0				
1- 1	0- 0	0- 1	NEUTRAL	0- 0	0- 0	1- 0				
9- 3	0- 0	0- 3	NON-CONFERENCE	0- 0	1- 0	8- 0				
5- 0	0- 0	0- 0	HOME	0- 0	0- 0	5- 0				
3- 2	0- 0	0- 2	AWAY	0- 0	1- 0	2- 0				
1- 1	0- 0	0- 1	NEUTRAL	0- 0	0- 0	1- 0				
4- 0	0- 0	0- 0	CONFERENCE	0- 0	0- 0	4- 0				
2- 0	0- 0	0- 0	HOME	0- 0	0- 0	2- 0				
2- 0	0- 0	0- 0	AWAY	0- 0	0- 0	2- 0				
0- 0	0- 0	0- 0	NEUTRAL	0- 0	0- 0	0- 0				

RPI 1-25				RPI 26-50				RPI 51-100				RPI 101+ Team's RPI: 117			
RPI	S	Opponent	Score	RPI	S	Opponent	Score	RPI	S	Opponent	Score	RPI	S	Opponent	Score
				38	A	UCLA	50 59					129	A	Little Rock	79 65
				39	A	Texas A&M	54 65					151	A	Louisiana Tech	61 51
				47	N	North Carolina	50 71					185	H	Georgia St.	66 49
												192	A	Prairie View	68 58
												207	N	Coastal Caro.	56 52
												224	H	Texas Southern	76 71
												229	A	Southern Miss.	58 47
												233	H	SMU	66 52
												261	H	UTSA	85 54
												273	H	UTEP	76 42
												300	H	New Orleans	67 56
												305	A	Incarnate Word	74 63
												345	H	McNeese	93 65
LAST 12 Division I GAMES:															
				273	H	UTEP	76 42	207	N	Coastal Caro.	56 52				
				261	H	UTSA	85 54	47	N	North Carolina	50 71				
				151	A	Louisiana Tech	61 51	233	H	SMU	66 52				
				229	A	Southern Miss.	58 47	192	A	Prairie View	68 58				
				305	A	Incarnate Word	74 63	300	H	New Orleans	67 56				
				185	H	Georgia St.	66 49	345	H	McNeese	93 65				

Non-Div I Games:

Rice

Average RPI	Win: 267	WON-LOST	WINNING	LAST 10	STRENGTH OF	OPP. STRENGTH	TEAM	ADJ.	CONF.	ADJ CONF.
Average RPI	Loss: 134	RECORD	PCT. RANK	GAMES	SCHEDULE	OF SCHEDULE	RPI	RPI	RPI	RPI
DIV. I ONLY	3- 13	310	2-8	125	182	285	285	17	17	
DIV. I NON-CONF.	3- 10	278	0- 0	139	167	279	279	17	17	

TOTALS	RPI 1-25	RPI 26-50	W-L RECORDS	RPI 51-100	RPI 101-150	RPI 150+				
3- 13	0- 1	0- 0	OVERALL	0- 5	0- 1	3- 6				
3- 6	0- 0	0- 0	HOME	0- 2	0- 0	3- 4				
0- 6	0- 1	0- 0	AWAY	0- 2	0- 1	0- 2				
0- 1	0- 0	0- 0	NEUTRAL	0- 1	0- 0	0- 0				
3- 10	0- 1	0- 0	NON-CONFERENCE	0- 5	0- 0	3- 4				
3- 4	0- 0	0- 0	HOME	0- 2	0- 0	3- 2				
0- 5	0- 1	0- 0	AWAY	0- 2	0- 0	0- 2				
0- 1	0- 0	0- 0	NEUTRAL	0- 1	0- 0	0- 0				
0- 3	0- 0	0- 0	CONFERENCE	0- 0	0- 1	0- 2				
0- 2	0- 0	0- 0	HOME	0- 0	0- 0	0- 2				
0- 1	0- 0	0- 0	AWAY	0- 0	0- 1	0- 0				
0- 0	0- 0	0- 0	NEUTRAL	0- 0	0- 0	0- 0				

RPI	S	Opponent	Score	RPI	S	Opponent	Score	RPI	S	Opponent	Score	RPI	S	Opponent	Score	Team's RPI: 285
19	A	UCF	48 70					51	H	Ohio	58 109	103	A	Fordham	48 60	
								70	A	Quinnipiac	48 65	157	H	Drexel	35 58	
								75	N	Virginia Tech	57 85	164	H	VCU	43 68	
								91	A	Wake Forest	48 62	165	A	William & Mary	55 65	
								93	H	Georgetown	53 73	184	H	Rhode Island	60 66	
												226	H	Howard	67 60	
												251	H	UMES	57 55	
												275	A	Fla. Atlantic	55 69	
												298	H	Fairfield	40 58	
												323	H	UNC Greensboro	59 48	
LAST 12 Division I GAMES:																
164	H	VCU	43 68	51	H	Ohio	58 109									
103	A	Fordham	48 60	70	A	Quinnipiac	48 65									
184	H	Rhode Island	60 66	226	H	Howard	67 60									
323	H	UNC Greensboro	59 48	165	A	William & Mary	55 65									
157	H	Drexel	35 58	75	N	Virginia Tech	57 85									
275	A	Fla. Atlantic	55 69	19	A	UCF	48 70									

Non-Div I Games:

Ri chmond

Average RPI	Win:	270	WON-LOST	WINNING	LAST 10	STRENGTH OF	OPP. STRENGTH	TEAM	ADJ.	CONF.	ADJ CONF.
Average RPI	Loss:	153	RECORD	PCT. RANK	GAMES	SCHEDULE	OF SCHEDULE	RPI	RPI	RPI	RPI
DIV. I ONLY		7- 7		166	6-4	267	222	205	205	27	27
DIV. I NON-CONF.		4- 7		228	0- 1	244	202	258	258	28	28

TOTALS	RPI 1-25		RPI 26-50		W-L RECORDS	RPI 51-100		RPI 101-150		RPI 150+	
7- 7	0- 0		0- 0		OVERALL	0- 4		0- 0		7- 3	
3- 3	0- 0		0- 0		HOME	0- 2		0- 0		3- 1	
4- 3	0- 0		0- 0		AWAY	0- 1		0- 0		4- 2	
0- 1	0- 0		0- 0		NEUTRAL	0- 1		0- 0		0- 0	
4- 7	0- 0		0- 0		NON-CONFERENCE	0- 4		0- 0		4- 3	
2- 3	0- 0		0- 0		HOME	0- 2		0- 0		2- 1	
2- 3	0- 0		0- 0		AWAY	0- 1		0- 0		2- 2	
0- 1	0- 0		0- 0		NEUTRAL	0- 1		0- 0		0- 0	
3- 0	0- 0		0- 0		CONFERENCE	0- 0		0- 0		3- 0	
1- 0	0- 0		0- 0		HOME	0- 0		0- 0		1- 0	
2- 0	0- 0		0- 0		AWAY	0- 0		0- 0		2- 0	
0- 0	0- 0		0- 0		NEUTRAL	0- 0		0- 0		0- 0	

RPI 1-25				RPI 26-50				RPI 51-100				RPI 101+				Team's RPI: 205	
RPI	S	Opponent	Score	RPI	S	Opponent	Score	RPI	S	Opponent	Score	RPI	S	Opponent	Score		
								66	A	Bucknell I	59	80	203	H	Navy	60	66
								79	N	Boston College	61	112	234	H	Mt. St. Mary's	85	67
								89	H	Princeton	65	89	241	A	Monmouth	55	43
								93	H	Georgetown	49	79	243	A	Binghamton	62	57
												247	A	Holy Cross	61	71	
												281	A	Saint Joseph's	56	54	
												283	A	Siena	55	52	
												297	A	Vermont	49	54	
												298	H	Fairfield	62	59	
												310	H	NJIT	67	46	
LAST 12 Division I GAMES:																	
				79	N	Boston College	61	112	66	A	Bucknell I	59	80				
				283	A	Siena	55	52	243	A	Binghamton	62	57				
				241	A	Monmouth	55	43	203	H	Navy	60	66				
				298	H	Fairfield	62	59	310	H	NJIT	67	46				
				93	H	Georgetown	49	79	281	A	Saint Joseph's	56	54				
				247	A	Holy Cross	61	71	234	H	Mt. St. Mary's	85	67				

Non-Div I Games:

Ri der

Average RPI Win:	304	WON-LOST	WINNING	LAST 10	STRENGTH OF	OPP. STRENGTH	TEAM	ADJ.	CONF.	ADJ CONF.
Average RPI Loss:	125	RECORD	PCT. RANK	GAMES	SCHEDULE	OF SCHEDULE	RPI	RPI	RPI	RPI
DIV. I ONLY	6- 8	209	6-4	272	256	259	259	31	31	
DIV. I NON-CONF.	2- 8	293	0- 1	212	124	308	308	31	31	

TOTALS	RPI 1-25	RPI 26-50	W-L RECORDS	RPI 51-100	RPI 101-150	RPI 150+				
6- 8	0- 1	0- 1	OVERALL	0- 1	0- 2	6- 3				
4- 3	0- 0	0- 1	HOME	0- 1	0- 0	4- 1				
2- 4	0- 1	0- 0	AWAY	0- 0	0- 2	2- 1				
0- 1	0- 0	0- 0	NEUTRAL	0- 0	0- 0	0- 1				
2- 8	0- 1	0- 1	NON-CONFERENCE	0- 1	0- 2	2- 3				
2- 3	0- 0	0- 1	HOME	0- 1	0- 0	2- 1				
0- 4	0- 1	0- 0	AWAY	0- 0	0- 2	0- 1				
0- 1	0- 0	0- 0	NEUTRAL	0- 0	0- 0	0- 1				
4- 0	0- 0	0- 0	CONFERENCE	0- 0	0- 0	4- 0				
2- 0	0- 0	0- 0	HOME	0- 0	0- 0	2- 0				
2- 0	0- 0	0- 0	AWAY	0- 0	0- 0	2- 0				
0- 0	0- 0	0- 0	NEUTRAL	0- 0	0- 0	0- 0				

RPI 1-25				RPI 26-50				RPI 51-100				RPI 101+ Team's RPI: 259			
RPI	S	Opponent	Score	RPI	S	Opponent	Score	RPI	S	Opponent	Score	RPI	S	Opponent	Score
12	A	Iowa	63 92	46	H	James Madison	36 59	71	H	Kent St.	46 54	119	A	Youngstown St.	59 69
												126	A	Loyola Marymount	53 61
												184	H	Rhode Island	41 46
												206	A	Bowling Green	60 61
												233	N	SMU	55 60
												234	H	Mt. St. Mary's	70 58
												256	H	La Salle	67 39
												286	A	St. Francis Brooklyn	75 56
												346	H	Delaware St.	64 63
												349	H	Fairleigh Dickinson	71 49
												350	A	LIU Brooklyn	89 37
LAST 12 Division I GAMES:															
126	A	Loyola Marymount	53 61	46	H	James Madison	36 59	346	H	Delaware St.	64 63				
350	A	LIU Brooklyn	89 37					71	H	Kent St.	46 54				
286	A	St. Francis Brooklyn	75 56					12	A	Iowa	63 92				
349	H	Fairleigh Dickinson	71 49					233	N	SMU	55 60				
234	H	Mt. St. Mary's	70 58					206	A	Bowling Green	60 61				
184	H	Rhode Island	41 46												

Non-Div I Games: Pitt.-Johnstown 73 53

Robert Morris

Average RPI Win: 156

Average RPI Loss: 33

WON-LOST
RECORDWINNING
PCT. RANKLAST 10
GAMESSTRENGTH OF
SCHEDULEOPP. STRENGTH
OF SCHEDULETEAM
RPIADJ.
RPICONF.
RPIADJ CONF.
RPIDIV. I ONLY
DIV. I NON-CONF.

13- 3

30

9-1

49

64

20

20

4

4

8- 3

72

1- 1

97

124

61

61

5

5

TOTALS

RPI 1-25

RPI 26-50

W-L RECORDS

RPI 51-100

RPI 101-150

RPI 150+

13- 3

1- 2

1- 0

OVERALL

4- 1

2- 0

5- 0

8- 0

0- 0

1- 0

HOME

2- 0

1- 0

4- 0

4- 1

1- 0

0- 0

AWAY

2- 1

1- 0

0- 0

1- 2

0- 2

0- 0

NEUTRAL

0- 0

0- 0

1- 0

8- 3

0- 2

1- 0

NON-CONFERENCE

1- 1

1- 0

5- 0

6- 0

0- 0

1- 0

HOME

0- 0

1- 0

4- 0

1- 1

0- 0

0- 0

AWAY

1- 1

0- 0

0- 0

1- 2

0- 2

0- 0

NEUTRAL

0- 0

0- 0

1- 0

5- 0

1- 0

0- 0

CONFERENCE

3- 0

1- 0

0- 0

2- 0

0- 0

0- 0

HOME

2- 0

0- 0

0- 0

3- 0

1- 0

0- 0

AWAY

1- 0

1- 0

0- 0

0- 0

0- 0

0- 0

NEUTRAL

0- 0

0- 0

0- 0

RPI 1-25 Team's RPI: 20

RPI 26-50

RPI 51-100

RPI 101+

RPI	S	Opponent	Score
11	N	Gonzaga	40 57
14	N	Drake	59 69
22	A	Maryland	73 65

RPI	S	Opponent	Score
50	H	LSU	57 43

RPI	S	Opponent	Score
67	A	Harvard	60 49
75	A	Virginia Tech	51 67
81	H	Penn St.	74 61
92	A	Nebraska	62 56
94	H	Northwestern	45 41

RPI	S	Opponent	Score
134	H	Stony Brook	61 47
150	A	Illinois	71 60
231	H	Saint Francis (PA)	96 52
238	H	Brown	73 52
270	N	ETSU	68 44
296	H	Albany (NY)	65 39
304	H	Central Conn. St.	73 44

LAST 12 Division I GAMES:

270	N	ETSU	68	44	238	H	Brown	73	52
11	N	Gonzaga	40	57	22	A	Maryland	73	65
92	A	Nebraska	62	56	94	H	Northwestern	45	41
150	A	Illinois	71	60	50	H	LSU	57	43
81	H	Penn St.	74	61	67	A	Harvard	60	49
14	N	Drake	59	69	75	A	Virginia Tech	51	67

Non-Div I Games:

Rutgers

Average RPI Win:	204	WON-LOST	WINNING	LAST 10	STRENGTH OF	OPP. STRENGTH	TEAM	ADJ.	CONF.	ADJ CONF.
Average RPI Loss:	79	RECORD	PCT. RANK	GAMES	SCHEDULE	OF SCHEDULE	RPI	RPI	RPI	RPI
DIV. I ONLY	9- 3	53	8-2	105	250	52	52	26	26	
DIV. I NON-CONF.	6- 3	91	0- 1	69	210	57	57	22	22	

TOTALS	RPI 1-25	RPI 26-50	W-L RECORDS	RPI 51-100	RPI 101-150	RPI 150+				
9- 3	0- 0	0- 1	OVERALL	0- 1	3- 1	6- 0				
7- 0	0- 0	0- 0	HOME	0- 0	3- 0	4- 0				
1- 3	0- 0	0- 1	AWAY	0- 1	0- 1	1- 0				
1- 0	0- 0	0- 0	NEUTRAL	0- 0	0- 0	1- 0				
6- 3	0- 0	0- 1	NON-CONFERENCE	0- 1	3- 1	3- 0				
5- 0	0- 0	0- 0	HOME	0- 0	3- 0	2- 0				
0- 3	0- 0	0- 1	AWAY	0- 1	0- 1	0- 0				
1- 0	0- 0	0- 0	NEUTRAL	0- 0	0- 0	1- 0				
3- 0	0- 0	0- 0	CONFERENCE	0- 0	0- 0	3- 0				
2- 0	0- 0	0- 0	HOME	0- 0	0- 0	2- 0				
1- 0	0- 0	0- 0	AWAY	0- 0	0- 0	1- 0				
0- 0	0- 0	0- 0	NEUTRAL	0- 0	0- 0	0- 0				

S
F
A

RPI 1-25				RPI 26-50				RPI 51-100				Team's RPI : 52				RPI 101+			
RPI	S	Opponent	Score	RPI	S	Opponent	Score	RPI	S	Opponent	Score	RPI	S	Opponent	Score	RPI	S	Opponent	Score
				41	A	Mi ami (FL)	60 81					56	A	New Mexi co	33 74	110	H	Montana St.	60 53
																115	H	Yale	67 57
																127	H	Tul sa	76 34
																141	A	Texas Tech	69 77
																177	H	Nichol l s St.	70 62
																213	A	Southeastern La.	62 51
																220	N	Hampton	70 68
																224	H	Texas Southern	74 55
																322	H	Morgan St.	69 42
																329	H	Northwestern St.	84 56
LAST 12 Division I GAMES:																			
				56	A	New Mexico	33 74	220	N	Hampton	70 68								
				115	H	Yale	67 57	224	H	Texas Southern	74 55								
				329	H	Northwestern St.	84 56	110	H	Montana St.	60 53								
				177	H	Nichol l s St.	70 62	141	A	Texas Tech	69 77								
				213	A	Southeastern La.	62 51	127	H	Tul sa	76 34								
				41	A	Mi ami (FL)	60 81	322	H	Morgan St.	69 42								

S
F
A

Non-Div I Games: Wiley 97 38 Cameron 86 59 Our Lady of the Lake 77

SFA

S
I
U
E

S IUE		Through Games Of Jan. 15, 2019								
Average RPI	Win: 270	WON-LOST RECORD	WINNING PCT. RANK	LAST 10 GAMES	STRENGTH OF SCHEDULE	OPP. STRENGTH OF SCHEDULE	TEAM RPI	ADJ. RPI	CONF. RPI	ADJ CONF. RPI
Average RPI	Loss: 158									
DIV. I ONLY		6- 8	209	4-6	297	243	211	211	21	21
DIV. I NON-CONF.		4- 6	212	0- 0	325	250	254	254	20	20

TOTALS	RPI 1-25		RPI 26-50		W-L RECORDS		RPI 51-100		RPI 101-150	RPI 150+
6- 8	0- 0		0- 1		OVERALL	0- 0		0- 3		6- 4
1- 1	0- 0		0- 0		HOME	0- 0		0- 0		1- 1
5- 6	0- 0		0- 1		AWAY	0- 0		0- 2		5- 3
0- 1	0- 0		0- 0		NEUTRAL	0- 0		0- 1		0- 0
4- 6	0- 0		0- 1		NON-CONFERENCE	0- 0		0- 2		4- 3
1- 0	0- 0		0- 0		HOME	0- 0		0- 0		1- 0
3- 5	0- 0		0- 1		AWAY	0- 0		0- 1		3- 3
0- 1	0- 0		0- 0		NEUTRAL	0- 0		0- 1		0- 0
2- 2	0- 0		0- 0		CONFERENCE	0- 0		0- 1		2- 1
0- 1	0- 0		0- 0		HOME	0- 0		0- 0		0- 1
2- 1	0- 0		0- 0		AWAY	0- 0		0- 1		2- 0
0- 0	0- 0		0- 0		NEUTRAL	0- 0		0- 0		0- 0

S
I
U
E

RPI 1-25				RPI 26-50				RPI 51-100				RPI 101+ Team's RPI: 211			
RPI	S	Opponent	Score	RPI	S	Opponent	Score	RPI	S	Opponent	Score	RPI	S	Opponent	Score
				35	A	Missouri	36 59					105	A	Tennessee Tech	55 79
												138	N	Missouri St.	65 68
												150	A	Illinois	57 74
												178	H	Illinois St.	68 61
												179	A	UMKC	75 80
												194	A	Jacksonville St.	51 47
												197	A	Saint Louis	56 63
												222	H	Southeast Mo. St.	52 62
												223	A	Eastern Ill.	65 56
												237	A	Loyola Chicago	43 56
												336	A	Purdue Fort Wayne	57 49
												342	A	Chicago St.	82 66
												344	A	Evansville	54 45

LAST 12 Division I GAMES:															
				194	A	Jacksonville St.	51 47	179	A	UMKC	75 80				
				105	A	Tennessee Tech	55 79	150	A	Illinois	57 74				
				223	A	Eastern Ill.	65 56	342	A	Chicago St.	82 66				
				222	H	Southeast Mo. St.	52 62	237	A	Loyola Chicago	43 56				
				138	N	Missouri St.	65 68	197	A	Saint Louis	56 63				
				35	A	Missouri	36 59	336	A	Purdue Fort Wayne	57 49				

Non-Div I Games: McKendree 64 63

SIUE

Average RPI Win:	220	WON-LOST	WINNING	LAST 10	STRENGTH OF	OPP. STRENGTH	TEAM	ADJ.	CONF.	ADJ CONF.
Average RPI Loss:	132	RECORD	PCT. RANK	GAMES	SCHEDULE	OF SCHEDULE	RPI	RPI	RPI	RPI
DIV. I ONLY	3- 8	280	3-7	109	223	244	244	14	14	
DIV. I NON-CONF.	3- 4	199	1- 0	133	299	213	213	12	12	
<hr/>										
TOTALS	RPI 1-25	RPI 26-50	W-L RECORDS	RPI 51-100	RPI 101-150	RPI 150+				
3- 8	0- 0	0- 0	OVERALL	0- 2	1- 3	2- 3				
1- 4	0- 0	0- 0	HOME	0- 0	0- 2	1- 2				
0- 3	0- 0	0- 0	AWAY	0- 2	0- 1	0- 0				
2- 1	0- 0	0- 0	NEUTRAL	0- 0	1- 0	1- 1				
3- 4	0- 0	0- 0	NON-CONFERENCE	0- 1	1- 1	2- 2				
1- 2	0- 0	0- 0	HOME	0- 0	0- 1	1- 1				
0- 1	0- 0	0- 0	AWAY	0- 1	0- 0	0- 0				
2- 1	0- 0	0- 0	NEUTRAL	0- 0	1- 0	1- 1				
0- 4	0- 0	0- 0	CONFERENCE	0- 1	0- 2	0- 1				
0- 2	0- 0	0- 0	HOME	0- 0	0- 1	0- 1				
0- 2	0- 0	0- 0	AWAY	0- 1	0- 1	0- 0				
0- 0	0- 0	0- 0	NEUTRAL	0- 0	0- 0	0- 0				

RPI 1-25				RPI 26-50				RPI 51-100				RPI 101+				Team's RPI: 244
RPI	S	Opponent	Score	RPI	S	Opponent	Score	RPI	S	Opponent	Score	RPI	S	Opponent	Score	
								56	A	New Mexico	53 85	104	A	Idaho St.	43 73	
								80	A	Northern Colo.	69 82	110	H	Montana St.	53 69	
												139	H	UC Davi s	60 109	
												150	N	I l l i n o i s	109 107	
												154	H	Montana	86 88	
												168	N	Pepperdi ne	97 113	
												220	N	Hampton	65 61	
												245	H	San Franci sco	75 86	
												291	H	Cal Poly	88 85	
<hr/>																
LAST 12 Division I GAMES:																
				220	N	Hampton	65 61	56	A	New Mexico	53 85					
				104	A	Idaho St.	43 73	139	H	UC Davi s	60 109					
				110	H	Montana St.	53 69	245	H	San Franci sco	75 86					
				154	H	Montana	86 88	150	N	I l l i n o i s	109 107					
				80	A	Northern Colo.	69 82	168	N	Pepperdi ne	97 113					
								291	H	Cal Poly	88 85					

Non-Div I Games: Antelope Valley 86 80

Sacramento St.

Average RPI Win:	301	WON-LOST	WINNING	LAST 10	STRENGTH OF	OPP. STRENGTH	TEAM	ADJ.	CONF.	ADJ CONF.
Average RPI Loss:	156	RECORD	PCT. RANK	GAMES	SCHEDULE	OF SCHEDULE	RPI	RPI	RPI	RPI
DIV. I ONLY	8- 7	151	6-4	316	302	236	236	31	31	
DIV. I NON-CONF.	4- 7	228	0- 0	223	261	231	231	31	31	

TOTALS	RPI 1-25	RPI 26-50	W-L RECORDS	RPI 51-100	RPI 101-150	RPI 150+				
8- 7	0- 0	0- 1	OVERALL	0- 0	0- 3	8- 3				
4- 3	0- 0	0- 0	HOME	0- 0	0- 1	4- 2				
4- 4	0- 0	0- 1	AWAY	0- 0	0- 2	4- 1				
0- 0	0- 0	0- 0	NEUTRAL	0- 0	0- 0	0- 0				
4- 7	0- 0	0- 1	NON-CONFERENCE	0- 0	0- 3	4- 3				
1- 3	0- 0	0- 0	HOME	0- 0	0- 1	1- 2				
3- 4	0- 0	0- 1	AWAY	0- 0	0- 2	3- 1				
0- 0	0- 0	0- 0	NEUTRAL	0- 0	0- 0	0- 0				
4- 0	0- 0	0- 0	CONFERENCE	0- 0	0- 0	4- 0				
3- 0	0- 0	0- 0	HOME	0- 0	0- 0	3- 0				
1- 0	0- 0	0- 0	AWAY	0- 0	0- 0	1- 0				
0- 0	0- 0	0- 0	NEUTRAL	0- 0	0- 0	0- 0				

RPI 1-25				RPI 26-50				RPI 51-100				RPI 101+ Team's RPI: 236			
RPI	S	Opponent	Score	RPI	S	Opponent	Score	RPI	S	Opponent	Score	RPI	S	Opponent	Score
				30	A	Kentucky	43 71					108	A	Provi dence	52 62
												118	A	Lehi gh	66 70
												134	H	Stony Brook	58 73
												181	A	Massachusetts	61 78
												231	A	Hofstra	70 64
												241	H	Monmouth	50 55
												277	H	Bryant	49 48
												281	H	Sai nt Joseph' s	44 61
												283	H	Siena	72 50
												301	A	New Hampshi re	71 60
												304	H	Central Conn. St.	66 61
												325	A	Wagner	80 68
												340	A	Manhattan	74 46
												350	H	LIU Brookl yn	75 53
LAST 12 Divi sion I GAMES:															
277	H	Bryant	49 48	340	A	Manhattan	74 46								
325	A	Wagner	80 68	118	A	Lehigh	66 70								
350	H	LIU Brookl yn	75 53	134	H	Stony Brook	58 73								
304	H	Central Conn. St.	66 61	231	A	Hofstra	70 64								
30	A	Kentucky	43 71	241	H	Monmouth	50 55								
281	H	Saint Joseph' s	44 61	108	A	Provi dence	52 62								

Non-Div I Games:

Sacred Heart

Average RPI Win:	293	WON-LOST	WINNING	LAST 10	STRENGTH OF	OPP. STRENGTH	TEAM	ADJ.	CONF.	ADJ CONF.
Average RPI Loss:	121	RECORD	PCT. RANK	GAMES	SCHEDULE	OF SCHEDULE	RPI	RPI	RPI	RPI
DIV. I ONLY	5- 10	248	4-6	178	238	231	231	31	31	
DIV. I NON-CONF.	2- 9	297	0- 1	82	113	225	225	31	31	

TOTALS	RPI 1-25	RPI 26-50	W-L RECORDS	RPI 51-100	RPI 101-150	RPI 150+				
5- 10	0- 2	0- 0	OVERALL	0- 3	0- 2	5- 3				
3- 2	0- 0	0- 0	HOME	0- 1	0- 1	3- 0				
2- 6	0- 2	0- 0	AWAY	0- 1	0- 1	2- 2				
0- 2	0- 0	0- 0	NEUTRAL	0- 1	0- 0	0- 1				
2- 9	0- 2	0- 0	NON-CONFERENCE	0- 3	0- 2	2- 2				
1- 2	0- 0	0- 0	HOME	0- 1	0- 1	1- 0				
1- 5	0- 2	0- 0	AWAY	0- 1	0- 1	1- 1				
0- 2	0- 0	0- 0	NEUTRAL	0- 1	0- 0	0- 1				
3- 1	0- 0	0- 0	CONFERENCE	0- 0	0- 0	3- 1				
2- 0	0- 0	0- 0	HOME	0- 0	0- 0	2- 0				
1- 1	0- 0	0- 0	AWAY	0- 0	0- 0	1- 1				
0- 0	0- 0	0- 0	NEUTRAL	0- 0	0- 0	0- 0				

RPI 1-25				RPI 26-50				RPI 51-100				RPI 101+ Team's RPI: 231			
RPI	S	Opponent	Score	RPI	S	Opponent	Score	RPI	S	Opponent	Score	RPI	S	Opponent	Score
3	A	Baylor	58 116					58	N	Boise St.	64 78	119	A	Youngstown St.	56 80
20	A	Rutgers	52 96					82	H	FGCU	69 83	133	H	Duquesne	73 93
								84	A	Pittsburgh	75 78	154	N	Montana	77 79
												183	H	Morehead St.	89 83
												234	H	Mt. St. Mary's	68 66
												268	A	Liberty	53 82
												286	A	St. Francis Brooklyn	65 78
												347	A	Longwood	91 88
												349	H	Fairleigh Dickinson	75 64
												350	A	LIU Brooklyn	80 66

LAST 12 Division I GAMES:															
154	N	Montana	77 79	183	H	Morehead St.	89 83	58	N	Boise St.	64 78	119	A	Youngstown St.	56 80
286	A	St. Francis Brooklyn	65 78	58	N	Boise St.	64 78	82	H	FGCU	69 83	349	H	Fairleigh Dickinson	75 64
350	A	LIU Brooklyn	80 66	119	A	Youngstown St.	56 80	347	A	Longwood	91 88	133	H	Duquesne	73 93
234	H	Mt. St. Mary's	68 66	82	H	FGCU	69 83								
349	H	Fairleigh Dickinson	75 64	347	A	Longwood	91 88								
84	A	Pittsburgh	75 78	133	H	Duquesne	73 93								

Non-Div I Games: Seton Hill 86 74

Saint Francis (PA)

Average RPI Win:	250	WON-LOST	WINNING	LAST 10	STRENGTH OF	OPP. STRENGTH	TEAM	ADJ.	CONF.	ADJ CONF.
Average RPI Loss:	148	RECORD	PCT. RANK	GAMES	SCHEDULE	OF SCHEDULE	RPI	RPI	RPI	RPI
DIV. I ONLY	5- 11	259	3-7	211	213	281	281	17	17	
DIV. I NON-CONF.	4- 9	253	1- 0	201	222	276	276	17	17	

TOTALS	RPI 1-25	RPI 26-50	W-L RECORDS	RPI 51-100	RPI 101-150	RPI 150+				
5- 11	0- 0	0- 1	OVERALL	0- 3	0- 0	5- 7				
4- 6	0- 0	0- 1	HOME	0- 2	0- 0	4- 3				
1- 5	0- 0	0- 0	AWAY	0- 1	0- 0	1- 4				
0- 0	0- 0	0- 0	NEUTRAL	0- 0	0- 0	0- 0				
4- 9	0- 0	0- 1	NON-CONFERENCE	0- 3	0- 0	4- 5				
3- 5	0- 0	0- 1	HOME	0- 2	0- 0	3- 2				
1- 4	0- 0	0- 0	AWAY	0- 1	0- 0	1- 3				
0- 0	0- 0	0- 0	NEUTRAL	0- 0	0- 0	0- 0				
1- 2	0- 0	0- 0	CONFERENCE	0- 0	0- 0	1- 2				
1- 1	0- 0	0- 0	HOME	0- 0	0- 0	1- 1				
0- 1	0- 0	0- 0	AWAY	0- 0	0- 0	0- 1				
0- 0	0- 0	0- 0	NEUTRAL	0- 0	0- 0	0- 0				

RPI 1-25				RPI 26-50				RPI 51-100				RPI 101+ Team's RPI: 281			
RPI	S	Opponent	Score	RPI	S	Opponent	Score	RPI	S	Opponent	Score	RPI	S	Opponent	Score
				48	H	Auburn	70 81	53	H	Villanova	35 47	157	A	Drexel	34 51
								64	A	Penn	45 65	164	A	VCU	40 59
								90	H	Towson	52 73	196	A	Delaware	39 48
												197	H	Saint Louis	49 62
												203	A	Navy	48 49
												205	H	Rider	54 56
												214	H	St. Bonaventure	66 41
												230	H	Niagara	68 54
												236	A	Sacred Heart	61 44
												250	H	Temple	52 58
												255	H	Columbia	68 61
												314	H	Loyola Maryland	49 46
LAST 12 Division I GAMES:															
				314	H	Loyola Maryland	49 46	236	A	Sacred Heart	61 44				
				214	H	St. Bonaventure	66 41	90	H	Towson	52 73				
				197	H	Saint Louis	49 62	48	H	Auburn	70 81				
				164	A	VCU	40 59	53	H	Villanova	35 47				
				203	A	Navy	48 49	255	H	Columbia	68 61				
				196	A	Delaware	39 48	205	H	Rider	54 56				

Non-Div I Games:

Saint Joseph's

Average RPI Win:	228	WON-LOST	WINNING	LAST 10	STRENGTH OF	OPP. STRENGTH	TEAM	ADJ.	CONF.	ADJ CONF.
Average RPI Loss:	115	RECORD	PCT. RANK	GAMES	SCHEDULE	OF SCHEDULE	RPI	RPI	RPI	RPI
DIV. I ONLY	6- 10	238	4-6	172	105	197	197	17	17	
DIV. I NON-CONF.	5- 8	224	1- 0	181	63	209	209	17	17	

TOTALS	RPI 1-25	RPI 26-50	W-L RECORDS	RPI 51-100	RPI 101-150	RPI 150+				
6- 10	0- 1	0- 1	OVERALL	0- 0	1- 6	5- 2				
2- 5	0- 1	0- 1	HOME	0- 0	0- 3	2- 0				
4- 3	0- 0	0- 0	AWAY	0- 0	1- 1	3- 2				
0- 2	0- 0	0- 0	NEUTRAL	0- 0	0- 2	0- 0				
5- 8	0- 1	0- 1	NON-CONFERENCE	0- 0	1- 5	4- 1				
2- 4	0- 1	0- 1	HOME	0- 0	0- 2	2- 0				
3- 2	0- 0	0- 0	AWAY	0- 0	1- 1	2- 1				
0- 2	0- 0	0- 0	NEUTRAL	0- 0	0- 2	0- 0				
1- 2	0- 0	0- 0	CONFERENCE	0- 0	0- 1	1- 1				
0- 1	0- 0	0- 0	HOME	0- 0	0- 1	0- 0				
1- 1	0- 0	0- 0	AWAY	0- 0	0- 0	1- 1				
0- 0	0- 0	0- 0	NEUTRAL	0- 0	0- 0	0- 0				

RPI 1-25				RPI 26-50				RPI 51-100				RPI 101+ Team's RPI: 197			
RPI	S	Opponent	Score	RPI	S	Opponent	Score	RPI	S	Opponent	Score	RPI	S	Opponent	Score
7	H	UConn	42 98	35	H	Missouri	62 74					103	H	Fordham	53 56
												111	A	Virginia	67 65
												115	N	Yale	52 58
												127	A	Tulsa	75 86
												130	H	Cincinnati	50 51
												131	N	Chattanooga	61 71
												146	H	Indiana St.	56 60
												167	H	Southern Ill.	62 58
												178	A	Illinois St.	67 72
												181	A	Massachusetts	66 70
												211	H	SIUE	63 56
												275	A	Fla. Atlantic	93 61
												281	A	Saint Joseph's	62 49
												320	A	Eastern Ky.	70 43
LAST 12 Division I GAMES:															
275	A	Fla. Atlantic	93 61	35	H	Missouri	62 74	7	H	UConn	42 98	211	H	SIUE	63 56
103	H	Fordham	53 56					167	H	Southern Ill.	62 58	111	A	Virginia	67 65
281	A	Saint Joseph's	62 49					111	A	Virginia	67 65	131	N	Chattanooga	61 71
181	A	Massachusetts	66 70												
115	N	Yale	52 58												
178	A	Illinois St.	67 72												

Non-Div I Games:

Saint Louis

Average RPI Win: 171		WON-LOST RECORD	WINNING PCT. RANK	LAST 10 GAMES	STRENGTH OF SCHEDULE	OPP. STRENGTH OF SCHEDULE	TEAM RPI	ADJ. RPI	CONF. RPI	ADJ CONF. RPI
Div. I ONLY		9- 7	133	5-5	40	53	54	54	7	7
Div. I NON-CONF.		7- 4	109	1- 0	74	59	54	54	7	7
TOTALS		RPI 1-25	RPI 26-50	W-L RECORDS		RPI 51-100	RPI 101-150	RPI 150+		
9- 7	0- 3		0- 2	OVERALL		3- 1	2- 1	4- 0		
3- 3	0- 2		0- 1	HOME		1- 0	0- 0	2- 0		
4- 4	0- 1		0- 1	AWAY		1- 1	1- 1	2- 0		
2- 0	0- 0		0- 0	NEUTRAL		1- 0	1- 0	0- 0		
7- 4	0- 2		0- 1	NON-CONFERENCE		3- 0	1- 1	3- 0		
2- 2	0- 2		0- 0	HOME		1- 0	0- 0	1- 0		
3- 2	0- 0		0- 1	AWAY		1- 0	0- 1	2- 0		
2- 0	0- 0		0- 0	NEUTRAL		1- 0	1- 0	0- 0		
2- 3	0- 1		0- 1	CONFERENCE		0- 1	1- 0	1- 0		
1- 1	0- 0		0- 1	HOME		0- 0	0- 0	1- 0		
1- 2	0- 1		0- 0	AWAY		0- 1	1- 0	0- 0		
0- 0	0- 0		0- 0	NEUTRAL		0- 0	0- 0	0- 0		

RPI 1-25				RPI 26-50				RPI 51-100				Team's RPI : 54				RPI 101+			
RPI	S	Opponent	Score	RPI	S	Opponent	Score	RPI	S	Opponent	Score	RPI	S	Opponent	Score	RPI	S	Opponent	Score
5	H	Oregon	55 79	28	H	BYU	73 74	65	H	Wyomi ng	90 84	139	A	UC Davi s	74 76				
11	A	Gonzaga	62 74	33	A	Oregon St.	56 89	76	A	Paci fi c	67 76	143	A	Portl and	98 91				
24	H	Cal i forni a	78 81					78	N	Ol d Domi ni on	83 65	145	N	Texas St.	89 62				
								95	A	Washi ngton St.	70 64	182	H	Mi l waukee	73 71				
												227	H	San Di ego	74 60				
												291	A	Cal Poly	69 51				
												317	A	UC Santa Barbara	80 55				
LAST 12 Division I GAMES:																			
				78	N	Ol d Domi ni on	83 65	145	N	Texas St.	89 62								
				28	H	BYU	73 74	139	A	UC Davi s	74 76								
				227	H	San Di ego	74 60	24	H	Cal i forni a	78 81								
				143	A	Portl and	98 91	291	A	Cal Poly	69 51								
				11	A	Gonzaga	62 74	317	A	UC Santa Barbara	80 55								
				76	A	Paci fi c	67 76	5	H	Oregon	55 79								

Non-Div I Games:

Saint Mary's (CA)

Saint Peter's

Through Games Of Jan. 15, 2019

Average RPI Win: 327

Average RPI Loss: 194

WON-LOST
RECORDWINNING
PCT. RANKLAST 10
GAMESSTRENGTH OF
SCHEDULEOPP. STRENGTH
OF SCHEDULETEAM
RPIADJ.
RPICONF.
RPIADJ CONF.
RPIDIV. I ONLY
DIV. I NON-CONF.6- 10
5- 6238
1772-8
0- 0305
287343
348302
273302
27327
2827
28

TOTALS

RPI 1-25

RPI 26-50

W-L RECORDS

RPI 51-100

RPI 101-150

RPI 150+

6- 10

0- 0

0- 0

OVERALL

0- 3

0- 1

6- 6

4- 4

0- 0

0- 0

HOME

0- 0

0- 0

4- 4

2- 6

0- 0

0- 0

AWAY

0- 3

0- 1

2- 2

0- 0

0- 0

0- 0

NEUTRAL

0- 0

0- 0

0- 0

5- 6

0- 0

0- 0

NON-CONFERENCE

0- 2

0- 1

5- 3

4- 1

0- 0

0- 0

HOME

0- 0

0- 0

4- 1

1- 5

0- 0

0- 0

AWAY

0- 2

0- 1

1- 2

0- 0

0- 0

0- 0

NEUTRAL

0- 0

0- 0

0- 0

1- 4

0- 0

0- 0

CONFERENCE

0- 1

0- 0

1- 3

0- 3

0- 0

0- 0

HOME

0- 0

0- 0

0- 3

1- 1

0- 0

0- 0

AWAY

0- 1

0- 0

1- 0

0- 0

0- 0

0- 0

NEUTRAL

0- 0

0- 0

0- 0

RPI 1-25

RPI 26-50

RPI 51-100

RPI 101+



Team's RPI: 302



RPI S Opponent Score



RPI S Opponent Score



RPI S Opponent Score



RPI S Opponent Score



70  Qui nni pi ac 45  90



79  Boston Col lege 57  89



87  Seton Hal l 47  90



115  Yale 56  72


208  Cal St. Fullerton 45  69



230  Ni agara 66  75


280  UMass Lowel l 57  59


283  Si ena 57  84


286  St. Francis Brookl yn 70  74


298  Fai rfi el d 68 65


299  Cani si us 62  75

310  NJIT 70 57


325  Wagner 69 57



327  Lafayette 62 60



349  Fai rlei gh Di cki nson 75 58



350  LIU Brookl yn 86 59



LAST 12 Division I GAMES:


298  Fai rfi el d 68 65



299  Cani si us 62  75



230  Ni agara 66  75



70  Qui nni pi ac 45  90



283  Si ena 57  84


349  Fai rlei gh Di cki nson 75 58


286  St. Francis Brookl yn 70  74

208  Cal St. Fullerton 45  69

115  Yale 56  72

87  Seton Hal l 47  90

325  Wagner 69 57






327  Lafayette 62 60

Saint Peter's

Saint Peter's

Non-Div I Games:

Saint Peter's

 Loss,  Non-Conf,  S Site,  H Home  A Away N Neutral

Average RPI Win:	285	WON-LOST	WINNING	LAST 10	STRENGTH OF	OPP. STRENGTH	TEAM	ADJ.	CONF.	ADJ CONF.
Average RPI Loss:	134	RECORD	PCT. RANK	GAMES	SCHEDULE	OF SCHEDULE	RPI	RPI	RPI	RPI
DIV. I ONLY	4- 6	225	6-4	245	205	218	218	26	26	
DIV. I NON-CONF.	2- 5	264	0- 0	110	170	183	183	22	22	

TOTALS	RPI 1-25	RPI 26-50	W-L RECORDS	RPI 51-100	RPI 101-150	RPI 150+				
4- 6	0- 0	0- 1	OVERALL	0- 2	0- 0	4- 3				
1- 2	0- 0	0- 0	HOME	0- 0	0- 0	1- 2				
3- 3	0- 0	0- 1	AWAY	0- 1	0- 0	3- 1				
0- 1	0- 0	0- 0	NEUTRAL	0- 1	0- 0	0- 0				
2- 5	0- 0	0- 1	NON-CONFERENCE	0- 2	0- 0	2- 2				
0- 1	0- 0	0- 0	HOME	0- 0	0- 0	0- 1				
2- 3	0- 0	0- 1	AWAY	0- 1	0- 0	2- 1				
0- 1	0- 0	0- 0	NEUTRAL	0- 1	0- 0	0- 0				
2- 1	0- 0	0- 0	CONFERENCE	0- 0	0- 0	2- 1				
1- 1	0- 0	0- 0	HOME	0- 0	0- 0	1- 1				
1- 0	0- 0	0- 0	AWAY	0- 0	0- 0	1- 0				
0- 0	0- 0	0- 0	NEUTRAL	0- 0	0- 0	0- 0				

RPI	S	Opponent	Score	RPI	S	Opponent	Score	RPI	S	Opponent	Score	RPI	S	Opponent	Score	Team's RPI: 218
50	A	LSU	66	73	A	TCU	72	160	H	Oral Roberts	73	170	H	Abilene Christian	91	
				86	N	Troy	84	229	A	Southern Mi ss.	61	266	A	Wichi ta St.	63	
								278	A	Loui si ana	62	305	A	Incar nate Word	56	
								326	H	Central Ark.	62					
LAST 12 Division I GAMES:																
305	A	Incar nate Word	56	229	A	Southern Mi ss.	61	86	N	Troy	84	266	A	Wichi ta St.	63	
326	H	Central Ark.	62	50	A	LSU	66									
170	H	Abilene Christian	91													
73	A	TCU	72													
160	H	Oral Roberts	73													
278	A	Loui si ana	68													

Non-Div I Games: UNKNOWN 94 46 Wiley 101 63 Jarvis Christian 100 55

Sam Houston St.

Average RPI Win:	248	WON-LOST	WINNING	LAST 10	STRENGTH OF	OPP. STRENGTH	TEAM	ADJ.	CONF.	ADJ CONF.
Average RPI Loss:	154	RECORD	PCT. RANK	GAMES	SCHEDULE	OF SCHEDULE	RPI	RPI	RPI	RPI
DIV. I ONLY	3- 11	301	3-7	119	246	217	217	24	24	
DIV. I NON-CONF.	3- 10	278	0- 0	125	254	221	221	25	25	

TOTALS	RPI 1-25	RPI 26-50	W-L RECORDS	RPI 51-100	RPI 101-150	RPI 150+				
3- 11	0- 0	0- 1	OVERALL	0- 2	0- 2	3- 6				
1- 1	0- 0	0- 0	HOME	0- 0	0- 0	1- 1				
2- 10	0- 0	0- 1	AWAY	0- 2	0- 2	2- 5				
0- 0	0- 0	0- 0	NEUTRAL	0- 0	0- 0	0- 0				
3- 10	0- 0	0- 1	NON-CONFERENCE	0- 2	0- 2	3- 5				
1- 1	0- 0	0- 0	HOME	0- 0	0- 0	1- 1				
2- 9	0- 0	0- 1	AWAY	0- 2	0- 2	2- 4				
0- 0	0- 0	0- 0	NEUTRAL	0- 0	0- 0	0- 0				
0- 1	0- 0	0- 0	CONFERENCE	0- 0	0- 0	0- 1				
0- 0	0- 0	0- 0	HOME	0- 0	0- 0	0- 0				
0- 1	0- 0	0- 0	AWAY	0- 0	0- 0	0- 1				
0- 0	0- 0	0- 0	NEUTRAL	0- 0	0- 0	0- 0				

RPI 1-25				RPI 26-50				RPI 51-100				RPI 101+				Team's RPI: 217
RPI	S	Opponent	Score	RPI	S	Opponent	Score	RPI	S	Opponent	Score	RPI	S	Opponent	Score	
				48	A	Auburn	46 73	68	A	Oklahoma St.	62 82	123	A	Colorado	39 81	
								86	A	Troy	52 72	125	A	UT Martin	68 89	
												163	A	Denver	87 83	
												171	H	UAB	41 66	
												173	A	Vanderbilt	52 77	
												174	A	Mercer	68 76	
												220	A	Hampton	57 64	
												229	A	Southern Miss.	40 76	
												262	A	Alabama St.	60 51	
												272	A	Memphis	48 53	
												319	H	Presbyterian	75 54	
LAST 12 Division I GAMES:																
123	A	Colorado	39 81	174	A	Mercer	68 76									
163	A	Denver	87 83	173	A	Vanderbilt	52 77									
48	A	Auburn	46 73	220	A	Hampton	57 64									
272	A	Memphis	48 53	68	A	Oklahoma St.	62 82									
171	H	UAB	41 66	229	A	Southern Miss.	40 76									
319	H	Presbyterian	75 54	262	A	Alabama St.	60 51									

Non-Div I Games: Rhodes 71 54 Montevallo 73 47

Samford

Average RPI Win:	233	WON-LOST	WINNING	LAST 10	STRENGTH OF	OPP. STRENGTH	TEAM	ADJ.	CONF.	ADJ CONF.
Average RPI Loss:	139	RECORD	PCT. RANK	GAMES	SCHEDULE	OF SCHEDULE	RPI	RPI	RPI	RPI
DIV. I ONLY	7- 9	203	4-6	255	124	227	227	7	7	
DIV. I NON-CONF.	6- 4	125	0- 0	311	131	214	214	7	7	

TOTALS	RPI 1-25	RPI 26-50	W-L RECORDS	RPI 51-100	RPI 101-150	RPI 150+				
7- 9	0- 1	0- 0	OVERALL	0- 3	0- 1	7- 4				
5- 3	0- 1	0- 0	HOME	0- 0	0- 1	5- 1				
2- 6	0- 0	0- 0	AWAY	0- 3	0- 0	2- 3				
0- 0	0- 0	0- 0	NEUTRAL	0- 0	0- 0	0- 0				
6- 4	0- 1	0- 0	NON-CONFERENCE	0- 1	0- 0	6- 2				
5- 1	0- 1	0- 0	HOME	0- 0	0- 0	5- 0				
1- 3	0- 0	0- 0	AWAY	0- 1	0- 0	1- 2				
0- 0	0- 0	0- 0	NEUTRAL	0- 0	0- 0	0- 0				
1- 5	0- 0	0- 0	CONFERENCE	0- 2	0- 1	1- 2				
0- 2	0- 0	0- 0	HOME	0- 0	0- 1	0- 1				
1- 3	0- 0	0- 0	AWAY	0- 2	0- 0	1- 1				
0- 0	0- 0	0- 0	NEUTRAL	0- 0	0- 0	0- 0				

RPI 1-25				RPI 26-50				RPI 51-100				RPI 101+ Team's RPI: 227			
RPI	S	Opponent	Score	RPI	S	Opponent	Score	RPI	S	Opponent	Score	RPI	S	Opponent	Score
24	H	Cal i forni a	53 70					54	A	Saint Mary's (CA)	60 74	126	H	Loyol a Marymount	52 69
								76	A	Paci fi c	47 79	158	A	Santa Clara	57 49
								97	A	Mi nnesota	48 53	168	H	Pepperdi ne	55 74
												199	A	Southern Utah	59 69
												204	H	San Diego St.	72 71
												216	A	Long Beach St.	60 56
												225	H	Dartmouth	78 76
												245	A	San Franci sco	57 68
												260	H	Clevel and St.	83 82
												261	A	UTSA	77 87
												264	H	Hawai i	58 50
												307	H	San Jose St.	83 79
LAST 12 Division I GAMES:															
168	H	Pepperdi ne	55 74	76	A	Paci fi c	47 79	216	A	Long Beach St.	60 56	225	H	Dartmouth	78 76
126	H	Loyol a Marymount	52 69	54	A	Saint Mary's (CA)	60 74	204	H	San Diego St.	72 71	24	H	Cal i forni a	53 70
158	A	Santa Clara	57 49												
245	A	San Franci sco	57 68												
307	H	San Jose St.	83 79												
261	A	UTSA	77 87												

Non-Div I Games: Cal St. San B'di no 76 58

San Diego

Average RPI Win: 236

Average RPI Loss: 140

WON-LOST
RECORDWINNING
PCT. RANKLAST 10
GAMESSTRENGTH OF
SCHEDULEOPP. STRENGTH
OF SCHEDULETEAM
RPIADJ.
RPICONF.
RPIADJ CONF.
RPI

DIV. I ONLY	6- 8	209	3-7	169	230	204	204	12	12
DIV. I NON-CONF.	5- 6	177	0- 0	211	284	224	224	11	11
TOTALS	RPI 1-25	RPI 26-50	W-L RECORDS	RPI 51-100	RPI 101-150	RPI 150+			
6- 8	0- 0	0- 0	OVERALL	0- 4	1- 0	5- 4			
4- 4	0- 0	0- 0	HOME	0- 3	0- 0	4- 1			
2- 4	0- 0	0- 0	AWAY	0- 1	1- 0	1- 3			
0- 0	0- 0	0- 0	NEUTRAL	0- 0	0- 0	0- 0			
5- 6	0- 0	0- 0	NON-CONFERENCE	0- 2	1- 0	4- 4			
3- 3	0- 0	0- 0	HOME	0- 2	0- 0	3- 1			
2- 3	0- 0	0- 0	AWAY	0- 0	1- 0	1- 3			
0- 0	0- 0	0- 0	NEUTRAL	0- 0	0- 0	0- 0			
1- 2	0- 0	0- 0	CONFERENCE	0- 2	0- 0	1- 0			
1- 1	0- 0	0- 0	HOME	0- 1	0- 0	1- 0			
0- 1	0- 0	0- 0	AWAY	0- 1	0- 0	0- 0			
0- 0	0- 0	0- 0	NEUTRAL	0- 0	0- 0	0- 0			

RPI 1-25				RPI 26-50				RPI 51-100				RPI 101+ Team's RPI: 204			
RPI	S	Opponent	Score	RPI	S	Opponent	Score	RPI	S	Opponent	Score	RPI	S	Opponent	Score
								57	H	Ari zona	60 69	132	A	UC Irvi ne	78 70
								58	H	Boi se St.	66 69	158	A	Santa Clara	43 60
								65	A	Wyomi ng	45 87	161	A	CSUN	74 77
								73	H	TCU	64 81	208	A	Cal St. Fullerton	83 72
												215	H	Air Force	70 61
												227	A	San Diego	71 72
												264	H	Hawai i	58 57
												292	H	Cal i forni a Bapti st	83 67
												305	H	Incarnate Word	81 38
												317	H	UC Santa Barbara	58 63
LAST 12 Division I GAMES:															
				58	H	Boi se St.	66 69	215	H	Air Force	70 61				
				317	H	UC Santa Barbara	58 63	65	A	Wyomi ng	45 87				
				161	A	CSUN	74 77	73	H	TCU	64 81				
				132	A	UC Irvi ne	78 70	292	H	Cal i forni a Bapti st	83 67				
				57	H	Ari zona	60 69	305	H	Incarnate Word	81 38				
				227	A	San Di ego	71 72	208	A	Cal St. Fullerton	83 72				

Non-Div I Games:

San Diego St.

Average RPI Win:	278	WON-LOST	WINNING	LAST 10	STRENGTH OF	OPP. STRENGTH	TEAM	ADJ.	CONF.	ADJ CONF.
Average RPI Loss:	111	RECORD	PCT. RANK	GAMES	SCHEDULE	OF SCHEDULE	RPI	RPI	RPI	RPI
DIV. I ONLY	5- 11	259	3-7	180	157	245	245	7	7	
DIV. I NON-CONF.	4- 7	228	0- 0	247	137	256	256	7	7	

TOTALS	RPI 1-25	RPI 26-50	W-L RECORDS	RPI 51-100	RPI 101-150	RPI 150+				
5- 11	0- 1	0- 1	OVERALL	0- 2	0- 4	5- 3				
2- 5	0- 0	0- 1	HOME	0- 1	0- 2	2- 1				
1- 5	0- 1	0- 0	AWAY	0- 1	0- 2	1- 1				
2- 1	0- 0	0- 0	NEUTRAL	0- 0	0- 0	2- 1				
4- 7	0- 1	0- 0	NON-CONFERENCE	0- 2	0- 3	4- 1				
1- 3	0- 0	0- 0	HOME	0- 1	0- 2	1- 0				
1- 3	0- 1	0- 0	AWAY	0- 1	0- 1	1- 0				
2- 1	0- 0	0- 0	NEUTRAL	0- 0	0- 0	2- 1				
1- 4	0- 0	0- 1	CONFERENCE	0- 0	0- 1	1- 2				
1- 2	0- 0	0- 1	HOME	0- 0	0- 0	1- 1				
0- 2	0- 0	0- 0	AWAY	0- 0	0- 1	0- 1				
0- 0	0- 0	0- 0	NEUTRAL	0- 0	0- 0	0- 0				

RPI 1-25				RPI 26-50				RPI 51-100				RPI 101+ Team's RPI: 245			
RPI	S	Opponent	Score	RPI	S	Opponent	Score	RPI	S	Opponent	Score	RPI	S	Opponent	Score
2	A	Stanford	62 96	28	H	BYU	59 67	80	H	Northern Colo.	63 68	106	A	Idaho	63 70
								95	A	Washington St.	61 91	121	H	UT Arlington	73 80
												126	A	Loyola Marymount	58 66
												139	H	UC Davis	68 70
												158	H	Santa Clara	66 71
												168	A	Pepperdine	50 69
												193	N	North Dakota	97 100
												227	H	San Diego	68 57
												244	A	Sacramento St.	86 75
												291	N	Cal Poly	65 62
												307	H	San Jose St.	85 63
												321	N	North Dakota St.	75 42
LAST 12 Division I GAMES:															
158	H	Santa Clara	66 71	168	A	Pepperdine	50 69								
28	H	BYU	59 67	126	A	Loyola Marymount	58 66								
227	H	San Diego	68 57	244	A	Sacramento St.	86 75								
193	N	North Dakota	97 100	106	A	Idaho	63 70								
321	N	North Dakota St.	75 42	95	A	Washington St.	61 91								
139	H	UC Davis	68 70	121	H	UT Arlington	73 80								

Non-Div I Games:

San Francisco

Average RPI	Win:	290	WON-LOST	WINNING	LAST 10	STRENGTH OF	OPP. STRENGTH	TEAM	ADJ.	CONF.	ADJ CONF.
Average RPI	Loss:	147	RECORD	PCT. RANK	GAMES	SCHEDULE	OF SCHEDULE	RPI	RPI	RPI	RPI
DIV. I ONLY		1- 12		334	0-10	126	221	307	307	12	12
DIV. I NON-CONF.		1- 9		326	0- 0	142	223	314	314	11	11

TOTALS	RPI 1-25		RPI 26-50		W-L RECORDS	RPI 51-100		RPI 101-150		RPI 150+	
1- 12	0- 0		0- 0		OVERALL	0- 4		0- 3		1- 5	
1- 4	0- 0		0- 0		HOME	0- 1		0- 1		1- 2	
0- 8	0- 0		0- 0		AWAY	0- 3		0- 2		0- 3	
0- 0	0- 0		0- 0		NEUTRAL	0- 0		0- 0		0- 0	
1- 9	0- 0		0- 0		NON-CONFERENCE	0- 2		0- 3		1- 4	
1- 3	0- 0		0- 0		HOME	0- 1		0- 1		1- 1	
0- 6	0- 0		0- 0		AWAY	0- 1		0- 2		0- 3	
0- 0	0- 0		0- 0		NEUTRAL	0- 0		0- 0		0- 0	
0- 3	0- 0		0- 0		CONFERENCE	0- 2		0- 0		0- 1	
0- 1	0- 0		0- 0		HOME	0- 0		0- 0		0- 1	
0- 2	0- 0		0- 0		AWAY	0- 2		0- 0		0- 0	
0- 0	0- 0		0- 0		NEUTRAL	0- 0		0- 0		0- 0	

RPI 1-25				RPI 26-50				RPI 51-100				RPI 101+ Team's RPI: 307					
RPI	S	Opponent	Score	RPI	S	Opponent	Score	RPI	S	Opponent	Score	RPI	S	Opponent	Score		
								58	A	Boise St.	68	99	123	A	Col orado	64	76
								76	H	Paci fi c	67	91	132	H	UC I rvi ne	66	74
								92	A	Nebraska	63	96	148	A	Portl and St.	51	80
								96	A	Fresno St.	48	77	158	H	Santa Clara	56	62
													161	A	CSUN	40	76
													227	A	San Di ego	79	83
													245	A	San Franci sco	63	85
													253	H	Nevada	49	52
													290	H	CSU Bakersfi el d	82	72
LAST 12 Divi si on I GAMES:																	
				96	A	Fresno St.	48	77	58	A	Boise St.	68	99				
				227	A	San Di ego	79	83	253	H	Nevada	49	52				
				161	A	CSUN	40	76	132	H	UC I rvi ne	66	74				
				158	H	Santa Clara	56	62	76	H	Paci fi c	67	91				
				92	A	Nebraska	63	96	290	H	CSU Bakersfi el d	82	72				
				123	A	Col orado	64	76	148	A	Portl and St.	51	80				

Non-Div I Games: San Fran. St. 66 73

San Jose St.

Average RPI Win:	227	WON-LOST	WINNING	LAST 10	STRENGTH OF	OPP. STRENGTH	TEAM	ADJ.	CONF.	ADJ CONF.
Average RPI Loss:	111	RECORD	PCT. RANK	GAMES	SCHEDULE	OF SCHEDULE	RPI	RPI	RPI	RPI

DIV. I ONLY	8- 7	151	4-6	149	200	158	158	7	7
DIV. I NON-CONF.	6- 4	125	0- 0	186	197	135	135	7	7
TOTALS	RPI 1-25	RPI 26-50	W-L RECORDS	RPI 51-100	RPI 101-150	RPI 150+			
8- 7	0- 0	0- 2	OVERALL	0- 2	2- 0	6- 3			
4- 3	0- 0	0- 1	HOME	0- 0	1- 0	3- 2			
4- 4	0- 0	0- 1	AWAY	0- 2	1- 0	3- 1			
0- 0	0- 0	0- 0	NEUTRAL	0- 0	0- 0	0- 0			
6- 4	0- 0	0- 1	NON-CONFERENCE	0- 2	1- 0	5- 1			
4- 1	0- 0	0- 0	HOME	0- 0	1- 0	3- 1			
2- 3	0- 0	0- 1	AWAY	0- 2	0- 0	2- 0			
0- 0	0- 0	0- 0	NEUTRAL	0- 0	0- 0	0- 0			
2- 3	0- 0	0- 1	CONFERENCE	0- 0	1- 0	1- 2			
0- 2	0- 0	0- 1	HOME	0- 0	0- 0	0- 1			
2- 1	0- 0	0- 0	AWAY	0- 0	1- 0	1- 1			
0- 0	0- 0	0- 0	NEUTRAL	0- 0	0- 0	0- 0			

RPI S Opponent	Score	RPI S Opponent	Score	RPI S Opponent	Score	RPI S Opponent	Score	Team's RPI: 158
28 H BYU	44 54	61 A Southern Cal i forn i a	46 77	126 A Loyol a Marymount	83 75	138 H Mi ssouri St.	77 73	
33 A Oregon St.	31 82	96 A Fresno St.	53 80	161 H CSUN	38 53	168 A Pepperdi ne	48 74	
				204 H San Di ego St.	60 43	208 A Cal St. Fullerton	64 60	
				227 H San Di ego	49 57	245 A San Franci sco	71 66	
				253 H Nevada	56 48	307 A San Jose St.	62 56	
				333 H Grand Canyon	75 55			
LAST 12 Divi s i on I GAMES:								
245 A San Franci sco	71 66	126 A Loyol a Marymount	83 75	168 A Pepperdi ne	48 74			
227 H San Di ego	49 57	33 A Oregon St.	31 82	161 H CSUN	38 53			
28 H BYU	44 54	138 H Mi ssouri St.	77 73	208 A Cal St. Fullerton	64 60			
333 H Grand Canyon	75 55							
307 A San Jose St.	62 56							
96 A Fresno St.	53 80							

Non-Div I Games: Sonoma St. 98 38

Santa Clara

Average RPI Win:	313	WON-LOST	WINNING	LAST 10	STRENGTH OF	OPP. STRENGTH	TEAM	ADJ.	CONF.	ADJ CONF.
Average RPI Loss:	196	RECORD	PCT. RANK	GAMES	SCHEDULE	OF SCHEDULE	RPI	RPI	RPI	RPI
DIV. I ONLY	2- 8	306	2-8	351	134	338	338	32	32	
DIV. I NON-CONF.	0- 7	336	0- 0	305	103	346	346	32	32	

TOTALS	RPI 1-25	RPI 26-50	W-L RECORDS	RPI 51-100	RPI 101-150	RPI 150+				
2- 8	0- 0	0- 2	OVERALL	0- 0	0- 0	2- 6				
0- 3	0- 0	0- 0	HOME	0- 0	0- 0	0- 3				
2- 5	0- 0	0- 2	AWAY	0- 0	0- 0	2- 3				
0- 0	0- 0	0- 0	NEUTRAL	0- 0	0- 0	0- 0				
0- 7	0- 0	0- 2	NON-CONFERENCE	0- 0	0- 0	0- 5				
0- 3	0- 0	0- 0	HOME	0- 0	0- 0	0- 3				
0- 4	0- 0	0- 2	AWAY	0- 0	0- 0	0- 2				
0- 0	0- 0	0- 0	NEUTRAL	0- 0	0- 0	0- 0				
2- 1	0- 0	0- 0	CONFERENCE	0- 0	0- 0	2- 1				
0- 0	0- 0	0- 0	HOME	0- 0	0- 0	0- 0				
2- 1	0- 0	0- 0	AWAY	0- 0	0- 0	2- 1				
0- 0	0- 0	0- 0	NEUTRAL	0- 0	0- 0	0- 0				

RPI 1-25				RPI 26-50				RPI 51-100				RPI 101+ Team's RPI: 338			
RPI	S	Opponent	Score	RPI	S	Opponent	Score	RPI	S	Opponent	Score	RPI	S	Opponent	Score
				27	A	South Dakota St.	49 97					187	A	Ole Miss	51 74
				36	A	DePaul	61 124					221	H	Jacksonville	58 68
												224	H	Texas Southern	41 65
												266	A	Wichita St.	50 66
												282	H	Ga. Southern	71 82
												287	A	Coppin St.	76 70
												322	A	Morgan St.	47 63
												339	A	Florida A&M	54 50
LAST 12 Division I GAMES:															
				287	A	Coppin St.	76 70					339	A	Florida A&M	54 50
				266	A	Wichita St.	50 66					322	A	Morgan St.	47 63
				27	A	South Dakota St.	49 97					221	H	Jacksonville	58 68
				187	A	Ole Miss	51 74					282	H	Ga. Southern	71 82
				224	H	Texas Southern	41 65								
				36	A	DePaul	61 124								

Non-Div I Games: Carver 101 49 Wesleyan (GA) 155 26

Savannah St.

Average RPI Win:	0	WON-LOST	WINNING	LAST 10	STRENGTH OF	OPP. STRENGTH	TEAM	ADJ.	CONF.	ADJ CONF.
Average RPI Loss:	187	RECORD	PCT. RANK	GAMES	SCHEDULE	OF SCHEDULE	RPI	RPI	RPI	RPI
DIV. I ONLY	0- 16	347	0-10	167	309	335	335	30	30	
DIV. I NON-CONF.	0- 13	336	0- 0	101	279	320	320	30	30	

TOTALS	RPI 1-25	RPI 26-50	W-L RECORDS	RPI 51-100	RPI 101-150	RPI 150+				
0- 16	0- 0	0- 1	OVERALL	0- 3	0- 3	0- 9				
0- 8	0- 0	0- 0	HOME	0- 1	0- 0	0- 7				
0- 7	0- 0	0- 1	AWAY	0- 1	0- 3	0- 2				
0- 1	0- 0	0- 0	NEUTRAL	0- 1	0- 0	0- 0				
0- 13	0- 0	0- 1	NON-CONFERENCE	0- 3	0- 3	0- 6				
0- 5	0- 0	0- 0	HOME	0- 1	0- 0	0- 4				
0- 7	0- 0	0- 1	AWAY	0- 1	0- 3	0- 2				
0- 1	0- 0	0- 0	NEUTRAL	0- 1	0- 0	0- 0				
0- 3	0- 0	0- 0	CONFERENCE	0- 0	0- 0	0- 3				
0- 3	0- 0	0- 0	HOME	0- 0	0- 0	0- 3				
0- 0	0- 0	0- 0	AWAY	0- 0	0- 0	0- 0				
0- 0	0- 0	0- 0	NEUTRAL	0- 0	0- 0	0- 0				

RPI	S	Opponent	Score	RPI	S	Opponent	Score	RPI	S	Opponent	Score	RPI	S	Opponent	Score	Team's RPI: 335
43	A	Utah	62 89	57	N	Arizona	54 84	132	A	UC Irvine	60 65	139	A	UC Davis	59 76	
				76	A	Pacific	61 75	148	A	Portland St.	43 68	168	H	Pepperdine	64 78	
				100	H	Washington	58 69	208	H	Cal St. Fullerton	54 57	239	H	Northern Ariz.	58 65	
								253	A	Nevada	54 67	258	H	Utah Valley	55 58	
								264	A	Hawaii	51 67	290	H	CSU Bakersfield	60 70	
								291	H	Cal Poly	50 60	333	H	Grand Canyon	73 74	

LAST 12 Division I GAMES:																
253	A	Nevada	54 67	258	H	Utah Valley	55 58	333	H	Grand Canyon	73 74	290	H	CSU Bakersfield	60 70	
291	H	Cal Poly	50 60	132	A	UC Irvine	60 65	43	A	Utah	62 89	148	A	Portland St.	43 68	
139	A	UC Davis	59 76	76	A	Pacific	61 75									
76	A	Pacific	61 75													
168	H	Pepperdine	64 78													
100	H	Washington	58 69													

Non-Div I Games:

Seattle U

Average RPI Win:	222	WON-LOST	WINNING	LAST 10	STRENGTH OF	OPP. STRENGTH	TEAM	ADJ.	CONF.	ADJ CONF.
Average RPI Loss:	52	RECORD	PCT. RANK	GAMES	SCHEDULE	OF SCHEDULE	RPI	RPI	RPI	RPI
DIV. I ONLY	11- 5	82	6-4	146	119	87	87	5	5	
DIV. I NON-CONF.	8- 3	72	0- 0	254	174	115	115	4	4	

TOTALS	RPI 1-25	RPI 26-50	W-L RECORDS	RPI 51-100	RPI 101-150	RPI 150+				
11- 5	0- 2	0- 2	OVERALL	3- 0	1- 0	7- 1				
9- 0	0- 0	0- 0	HOME	2- 0	1- 0	6- 0				
1- 4	0- 2	0- 1	AWAY	1- 0	0- 0	0- 1				
1- 1	0- 0	0- 1	NEUTRAL	0- 0	0- 0	1- 0				
8- 3	0- 1	0- 2	NON-CONFERENCE	1- 0	0- 0	7- 0				
6- 0	0- 0	0- 0	HOME	0- 0	0- 0	6- 0				
1- 2	0- 1	0- 1	AWAY	1- 0	0- 0	0- 0				
1- 1	0- 0	0- 1	NEUTRAL	0- 0	0- 0	1- 0				
3- 2	0- 1	0- 0	CONFERENCE	2- 0	1- 0	0- 1				
3- 0	0- 0	0- 0	HOME	2- 0	1- 0	0- 0				
0- 2	0- 1	0- 0	AWAY	0- 0	0- 0	0- 1				
0- 0	0- 0	0- 0	NEUTRAL	0- 0	0- 0	0- 0				

RPI 1-25				RPI 26-50				RPI 51-100				Team's RPI : 87				RPI 101+			
RPI	S	Opponent	Score	RPI	S	Opponent	Score	RPI	S	Opponent	Score	RPI	S	Opponent	Score	RPI	S	Opponent	Score
7	A	UConn	61 99	34	N	Georgia Tech	73 84	74	H	Creighton	82 75	108	H	Providence	79 73				
17	A	Butler	59 62	38	A	UCLA	62 78	89	A	Princeton	70 66	166	A	Xavier	62 63				
								98	H	St. John's (NY)	77 67	261	H	UTSA	84 53				
												280	H	UMass Lowell	90 57				
												286	H	St. Francis Brooklyn	100 77				
												293	H	Kennesaw St.	102 80				
												302	H	Saint Peter's	90 47				
												323	N	UNC Greensboro	71 64				
												325	H	Wagner	95 40				
LAST 12 Division I GAMES:																			
				98	H	St. John's (NY)	77 67					108	H	Providence	79 73				
				323	N	UNC Greensboro	71 64					74	H	Creighton	82 75				
				34	N	Georgia Tech	73 84					166	A	Xavier	62 63				
				7	A	UConn	61 99					17	A	Butler	59 62				
				302	H	Saint Peter's	90 47					286	H	St. Francis Brooklyn	100 77				
				280	H	UMass Lowell	90 57					38	A	UCLA	62 78				

Non-Div I Games:

Seton Hall

Average RPI Win:	280	WON-LOST	WINNING	LAST 10	STRENGTH OF	OPP. STRENGTH	TEAM	ADJ.	CONF.	ADJ CONF.
Average RPI Loss:	181	RECORD	PCT. RANK	GAMES	SCHEDULE	OF SCHEDULE	RPI	RPI	RPI	RPI
DIV. I ONLY	7- 8	188	6-4	312	278	283	283	27	27	
DIV. I NON-CONF.	4- 7	228	1- 0	256	268	280	280	28	28	

TOTALS	RPI 1-25	RPI 26-50	W-L RECORDS	RPI 51-100	RPI 101-150	RPI 150+				
7- 8	0- 0	0- 0	OVERALL	0- 2	0- 0	7- 6				
4- 5	0- 0	0- 0	HOME	0- 2	0- 0	4- 3				
2- 2	0- 0	0- 0	AWAY	0- 0	0- 0	2- 2				
1- 1	0- 0	0- 0	NEUTRAL	0- 0	0- 0	1- 1				
4- 7	0- 0	0- 0	NON-CONFERENCE	0- 2	0- 0	4- 5				
2- 4	0- 0	0- 0	HOME	0- 2	0- 0	2- 2				
1- 2	0- 0	0- 0	AWAY	0- 0	0- 0	1- 2				
1- 1	0- 0	0- 0	NEUTRAL	0- 0	0- 0	1- 1				
3- 1	0- 0	0- 0	CONFERENCE	0- 0	0- 0	3- 1				
2- 1	0- 0	0- 0	HOME	0- 0	0- 0	2- 1				
1- 0	0- 0	0- 0	AWAY	0- 0	0- 0	1- 0				
0- 0	0- 0	0- 0	NEUTRAL	0- 0	0- 0	0- 0				

RPI 1-25				RPI 26-50				RPI 51-100				RPI 101+ Team's RPI: 283					
RPI	S	Opponent	Score	RPI	S	Opponent	Score	RPI	S	Opponent	Score	RPI	S	Opponent	Score		
								64	H	Penn	51	58	157	N	Drexel	39	51
								67	H	Harvard	54	73	181	H	Massachusetts	64	59
													205	H	Ri der	52	55
													214	A	St. Bonaventure	58	74
													226	A	Howard	86	81
													231	H	Hofstra	50	57
													236	A	Sacred Heart	50	72
													271	H	Col gate	55	53
													275	H	Fla. Atlantic	66	70
													302	A	Saint Peter's	84	57
													312	H	Iona	59	47
													325	N	Wagner	74	71
													340	H	Manhattan	62	56
LAST 12 Division I GAMES:																	
302	A	Saint Peter's	84	57	325	N	Wagner	74	71	205	H	Ri der	52	55			
231	H	Hofstra	50	57	340	H	Manhattan	62	56	312	H	Iona	59	47			
181	H	Massachusetts	64	59	157	N	Drexel	39	51	226	A	Howard	86	81			
214	A	St. Bonaventure	58	74													
275	H	Fla. Atlantic	66	70													
271	H	Col gate	55	53													

Non-Div I Games:

Siena

Average RPI		Winn: 239	WON-LOST RECORD	WINNING PCT. RANK	LAST 10 GAMES	STRENGTH OF SCHEDULE	OPP. STRENGTH OF SCHEDULE	TEAM RPI	ADJ. RPI	CONF. RPI	ADJ. CONF. RPI
DIV. I ONLY	Loss: 121		10- 3	47	7-3	343	70	176	176	15	15
DIV. I NON-CONF.			9- 0	1	1- 0	349	77	131	131	16	16
TOTALS		RPI 1-25		RPI 26-50	W-L RECORDS		RPI 51-100	RPI 101-150		RPI 150+	
10- 3	0- 0		0- 0	OVERALL		0- 0	1- 3	9- 0			
3- 2	0- 0		0- 0	HOME		0- 0	0- 2	3- 0			
6- 1	0- 0		0- 0	AWAY		0- 0	1- 1	5- 0			
1- 0	0- 0		0- 0	NEUTRAL		0- 0	0- 0	1- 0			
9- 0	0- 0		0- 0	NON-CONFERENCE		0- 0	1- 0	8- 0			
3- 0	0- 0		0- 0	HOME		0- 0	0- 0	3- 0			
5- 0	0- 0		0- 0	AWAY		0- 0	1- 0	4- 0			
1- 0	0- 0		0- 0	NEUTRAL		0- 0	0- 0	1- 0			
1- 3	0- 0		0- 0	CONFERENCE		0- 0	0- 3	1- 0			
0- 2	0- 0		0- 0	HOME		0- 0	0- 2	0- 0			
1- 1	0- 0		0- 0	AWAY		0- 0	0- 1	1- 0			
0- 0	0- 0		0- 0	NEUTRAL		0- 0	0- 0	0- 0			

RPI 1-25				RPI 26-50				RPI 51-100				RPI 101+ Team's RPI: 176			
RPI	S	Opponent	Score	RPI	S	Opponent	Score	RPI	S	Opponent	Score	RPI	S	Opponent	Score
												112	A	Appalachian St.	63 71
												113	A	Alabama	72 67
												122	H	Arkansas St.	64 77
												129	H	Little Rock	42 65
												169	A	Southern U.	53 49
												186	N	New Mexico St.	68 67
												207	A	Coastal Caro.	88 78
												229	H	Southern Miss.	77 68
												262	H	Alabama St.	77 65
												270	H	ETSU	81 74
												315	A	Tennessee St.	78 56
												316	A	FIU	84 77
												326	A	Central Ark.	58 50
LAST 12 Division I GAMES:															
												112	A	Appalachian St.	63 71
												186	N	New Mexico St.	68 67
												262	H	Alabama St.	77 65
												113	A	Alabama	72 67
												315	A	Tennessee St.	78 56
												270	H	ETSU	81 74
												316	A	FIU	84 77
												129	H	Little Rock	42 65
												122	H	Arkansas St.	64 77
												207	A	Coastal Caro.	88 78
												169	A	Southern U.	53 49
												326	A	Central Ark.	58 50

Non-Div I Games:	Faulkner	97	40	Spring Hill	75	57
------------------	----------	----	----	-------------	----	----

South Alabama

■ Loss, ■ Non-Conf, S Site, H Home A Away N Neutral

Average RPI Win: 141 WON-LOST WINNING LAST 10
Average RPI Loss: 18 RECORD PCT. RANK GAMES STRENGTH OF OPP. STRENGTH TEAM ADJ. CONF. ADJ CONF.
SCHEDULE OF SCHEDULE RPI RPI RPI RPI

DIV. I ONLY	12- 4	53	9-1	35	14	25	25	6	6
DIV. I NON-CONF.	8- 4	91	0- 1	32	19	48	48	6	6

TOTALS	RPI 1-25	RPI 26-50	W-L RECORDS	RPI 51-100	RPI 101-150	RPI 150+			
12- 4	0- 3	4- 1	OVERALL	1- 0	2- 0	5- 0			
7- 2	0- 2	1- 0	HOME	1- 0	2- 0	3- 0			
4- 0	0- 0	3- 0	AWAY	0- 0	0- 0	1- 0			
1- 2	0- 1	0- 1	NEUTRAL	0- 0	0- 0	1- 0			
8- 4	0- 3	2- 1	NON-CONFERENCE	1- 0	1- 0	4- 0			
5- 2	0- 2	1- 0	HOME	1- 0	1- 0	2- 0			
2- 0	0- 0	1- 0	AWAY	0- 0	0- 0	1- 0			
1- 2	0- 1	0- 1	NEUTRAL	0- 0	0- 0	1- 0			
4- 0	0- 0	2- 0	CONFERENCE	0- 0	1- 0	1- 0			
2- 0	0- 0	0- 0	HOME	0- 0	1- 0	1- 0			
2- 0	0- 0	2- 0	AWAY	0- 0	0- 0	0- 0			
0- 0	0- 0	0- 0	NEUTRAL	0- 0	0- 0	0- 0			

RPI	S	Opponent	Score	RPI	S	Opponent	Score	RPI	S	Opponent	Score	RPI	S	Opponent	Score
3	H	Bayl or	69 94	33	N	Oregon St.	68 70	99	H	Dayton	65 55	112	H	Appal achian St.	80 50
14	N	Drake	85 90	39	A	Texas A&M	60 57					113	H	Al abama	62 59
22	H	Maryl and	61 85	44	H	Cl emson	69 57					202	H	Fl ori da	71 40
				45	A	Purdue	82 73					209	H	Furman	66 53
				50	A	LSU	76 53					250	H	Temple	88 60
												262	A	Al abama St.	94 38
												270	N	ETSU	101 55

LAST 12 Division I GAMES:															
113	H	Al abama	62 59	14	N	Drake	85 90								
39	A	Texas A&M	60 57	33	N	Oregon St.	68 70								
209	H	Furman	66 53	50	A	LSU	76 53								
250	H	Temple	88 60	202	H	Fl ori da	71 40								
45	A	Purdue	82 73	3	H	Bayl or	69 94								
112	H	Appal achian St.	80 50	99	H	Dayton	65 55								

Non-Div I Games:

South Carolina

Average RPI Win:	304	WON-LOST	WINNING	LAST 10	STRENGTH OF	OPP. STRENGTH	TEAM	ADJ.	CONF.	ADJ CONF.
Average RPI Loss:	208	RECORD	PCT. RANK	GAMES	SCHEDULE	OF SCHEDULE	RPI	RPI	RPI	RPI

DIV. I ONLY	6- 9	225	5-5	347	258	313	313	32	32
DIV. I NON-CONF.	5- 7	206	1- 0	331	269	288	288	32	32

TOTALS	RPI 1-25	RPI 26-50	W-L RECORDS	RPI 51-100	RPI 101-150	RPI 150+			
6- 9	0- 0	0- 0	OVERALL	0- 2	0- 1	6- 6			
3- 2	0- 0	0- 0	HOME	0- 0	0- 0	3- 2			
3- 5	0- 0	0- 0	AWAY	0- 1	0- 1	3- 3			
0- 2	0- 0	0- 0	NEUTRAL	0- 1	0- 0	0- 1			
5- 7	0- 0	0- 0	NON-CONFERENCE	0- 2	0- 1	5- 4			
3- 1	0- 0	0- 0	HOME	0- 0	0- 0	3- 1			
2- 4	0- 0	0- 0	AWAY	0- 1	0- 1	2- 2			
0- 2	0- 0	0- 0	NEUTRAL	0- 1	0- 0	0- 1			
1- 2	0- 0	0- 0	CONFERENCE	0- 0	0- 0	1- 2			
0- 1	0- 0	0- 0	HOME	0- 0	0- 0	0- 1			
1- 1	0- 0	0- 0	AWAY	0- 0	0- 0	1- 1			
0- 0	0- 0	0- 0	NEUTRAL	0- 0	0- 0	0- 0			

RPI 1-25				RPI 26-50				RPI 51-100				RPI 101+ Team's RPI: 313			
RPI	S	Opponent	Score	RPI	S	Opponent	Score	RPI	S	Opponent	Score	RPI	S	Opponent	Score
								57	A	Arizona	32 73	149	A	Radford	31 61
								91	N	Wake Forest	44 58	198	N	East Carolina	63 71
												207	A	Coastal Caro.	44 57
												235	H	UNLV	58 49
												265	H	N. C. A&T	44 58
												276	H	Winthrop	50 58
												287	A	Coppin St.	75 59
												308	A	Col. of Charleston	51 75
												318	A	Western Caro.	54 39
												319	A	Presbyteri an	57 48
												322	A	Morgan St.	51 62
												324	H	USC Upstate	71 66
												341	H	Charleston So.	67 58
LAST 12 Division I GAMES:															
318	A	Western Caro.	54 39	235	H	UNLV	58 49	287	A	Coppin St.	75 59	322	A	Morgan St.	51 62
198	N	East Carolina	63 71	265	H	N. C. A&T	44 58	319	A	Presbyteri an	57 48	341	H	Charleston So.	67 58
91	N	Wake Forest	44 58	57	A	Arizona	32 73								
276	H	Winthrop	50 58												
324	H	USC Upstate	71 66												

Non-Div I Games: Voorhees 88 61 UNKNOWN 67 51

South Carolina St.

Average RPI Win:	155	WON-LOST	WINNING	LAST 10	STRENGTH OF	OPP. STRENGTH	TEAM	ADJ.	CONF.	ADJ CONF.
Average RPI Loss:	64	RECORD	PCT. RANK	GAMES	SCHEDULE	OF SCHEDULE	RPI	RPI	RPI	RPI

DIV. I ONLY	13- 3	30	8-2	100	39	21	21	18	18
DIV. I NON-CONF.	10- 2	37	0- 0	55	9	13	13	15	15

TOTALS	RPI 1-25	RPI 26-50	W-L RECORDS	RPI 51-100	RPI 101-150	RPI 150+
13- 3	1- 2	3- 0	OVERALL	1- 0	2- 0	6- 1
5- 0	1- 0	2- 0	HOME	0- 0	0- 0	2- 0
5- 2	0- 1	1- 0	AWAY	1- 0	1- 0	2- 1
3- 1	0- 1	0- 0	NEUTRAL	0- 0	1- 0	2- 0
10- 2	1- 2	2- 0	NON-CONFERENCE	1- 0	2- 0	4- 0
3- 0	1- 0	1- 0	HOME	0- 0	0- 0	1- 0
4- 1	0- 1	1- 0	AWAY	1- 0	1- 0	1- 0
3- 1	0- 1	0- 0	NEUTRAL	0- 0	1- 0	2- 0
3- 1	0- 0	1- 0	CONFERENCE	0- 0	0- 0	2- 1
2- 0	0- 0	1- 0	HOME	0- 0	0- 0	1- 0
1- 1	0- 0	0- 0	AWAY	0- 0	0- 0	1- 1
0- 0	0- 0	0- 0	NEUTRAL	0- 0	0- 0	0- 0

RPI 1-25	Team's RPI: 21	RPI 26-50	RPI 51-100	RPI 101+
RPI S Opponent Score		RPI S Opponent Score	RPI S Opponent Score	RPI S Opponent Score
10 H Iowa St. 64 59		27 H South Dakota St. 105 98	74 A Creighton 77 65	126 N Loyola Marymount 67 40
14 A Drake 64 76		35 A Missouri 74 61		138 A Missouri St. 85 74
16 N Indiana 60 68		42 H Green Bay 55 49		154 A Montana 64 41
				163 A Denver 99 104
				180 N Grambling 67 53
				266 N Wichita St. 73 64
				305 H Incarnate Word 96 43
				321 A North Dakota St. 67 41
				336 H Purdue Fort Wayne 69 51
LAST 12 Division I GAMES:				
16 N Indiana 60 68		336 H Purdue Fort Wayne 69 51		
126 N Loyola Marymount 67 40		27 H South Dakota St. 105 98		
180 N Grambling 67 53		163 A Denver 99 104		
35 A Missouri 74 61		321 A North Dakota St. 67 41		
138 A Missouri St. 85 74		10 H Iowa St. 64 59		
42 H Green Bay 55 49		154 A Montana 64 41		

Non-Div I Games: Bellevue 79 40 St. Mary (NE) 112 52

South Dakota

Average RPI Win:	141	WON-LOST	WINNING	LAST 10	STRENGTH OF	OPP. STRENGTH	TEAM	ADJ.	CONF.	ADJ CONF.
Average RPI Loss:	24	RECORD	PCT. RANK	GAMES	SCHEDULE	OF SCHEDULE	RPI	RPI	RPI	RPI

DIV. I ONLY	12- 6	86	7-3	30	24	27	27	18	18
DIV. I NON-CONF.	8- 5	120	0- 0	11	6	18	18	15	15

TOTALS	RPI 1-25	RPI 26-50	W-L RECORDS	RPI 51-100	RPI 101-150	RPI 150+			
12- 6	2- 4	1- 1	OVERALL	2- 1	2- 0	5- 0			
7- 1	1- 1	1- 0	HOME	2- 0	0- 0	3- 0			
5- 3	1- 2	0- 0	AWAY	0- 1	2- 0	2- 0			
0- 2	0- 1	0- 1	NEUTRAL	0- 0	0- 0	0- 0			
8- 5	2- 3	1- 1	NON-CONFERENCE	2- 1	2- 0	1- 0			
5- 1	1- 1	1- 0	HOME	2- 0	0- 0	1- 0			
3- 2	1- 1	0- 0	AWAY	0- 1	2- 0	0- 0			
0- 2	0- 1	0- 1	NEUTRAL	0- 0	0- 0	0- 0			
4- 1	0- 1	0- 0	CONFERENCE	0- 0	0- 0	4- 0			
2- 0	0- 0	0- 0	HOME	0- 0	0- 0	2- 0			
2- 1	0- 1	0- 0	AWAY	0- 0	0- 0	2- 0			
0- 0	0- 0	0- 0	NEUTRAL	0- 0	0- 0	0- 0			

RPI 1-25				RPI 26-50				Team's RPI: 27				RPI 51-100				RPI 101+			
RPI	S	Opponent	Score	RPI	S	Opponent	Score	RPI	S	Opponent	Score	RPI	S	Opponent	Score	RPI	S	Opponent	Score
3	N	Baylor	66 72	37	N	Buffalo	55 61	65	A	Wyoming	70 77	110	A	Montana St.	88 67				
5	H	Oregon	79 87	42	H	Green Bay	77 47	74	H	Creighton	74 48	131	A	Chattanooga	71 54				
13	A	Marquette	52 91					82	H	FGCU	80 62	160	H	Oral Roberts	68 55				
14	H	Drake	80 71									163	H	Denver	76 59				
18	A	Central Mich.	80 71									228	A	Western Ill.	93 84				
21	A	South Dakota	98 105									336	A	Purdue Fort Wayne	85 52				
												338	H	Savannah St.	97 49				
LAST 12 Division I GAMES:																			
228	A	Western Ill.	93 84	160	H	Oral Roberts	68 55												
65	A	Wyoming	70 77	163	H	Denver	76 59												
110	A	Montana St.	88 67	21	A	South Dakota	98 105												
338	H	Savannah St.	97 49	336	A	Purdue Fort Wayne	85 52												
5	H	Oregon	79 87	131	A	Chattanooga	71 54												
14	H	Drake	80 71	42	H	Green Bay	77 47												

Average RPI	Win: 206	WON-LOST	WINNING	LAST 10	STRENGTH OF	OPP. STRENGTH	TEAM	ADJ.	CONF.	ADJ CONF.
Average RPI	Loss: 48	RECORD	PCT. RANK	GAMES	SCHEDULE	OF SCHEDULE	RPI	RPI	RPI	RPI
DIV. I ONLY	10- 7	120	5-5	190	15	147	147	9	9	
DIV. I NON-CONF.	9- 5	105	0- 0	264	15	161	161	9	9	

TOTALS	RPI 1-25	RPI 26-50	W-L RECORDS	RPI 51-100	RPI 101-150	RPI 150+				
10- 7	0- 2	1- 3	OVERALL	0- 1	1- 1	8- 0				
7- 1	0- 1	0- 0	HOME	0- 0	0- 0	7- 0				
2- 2	0- 1	0- 1	AWAY	0- 0	1- 0	1- 0				
1- 4	0- 0	1- 2	NEUTRAL	0- 1	0- 1	0- 0				
9- 5	0- 0	1- 3	NON-CONFERENCE	0- 1	1- 1	7- 0				
7- 0	0- 0	0- 0	HOME	0- 0	0- 0	7- 0				
1- 1	0- 0	0- 1	AWAY	0- 0	1- 0	0- 0				
1- 4	0- 0	1- 2	NEUTRAL	0- 1	0- 1	0- 0				
1- 2	0- 2	0- 0	CONFERENCE	0- 0	0- 0	1- 0				
0- 1	0- 1	0- 0	HOME	0- 0	0- 0	0- 0				
1- 1	0- 1	0- 0	AWAY	0- 0	0- 0	1- 0				
0- 0	0- 0	0- 0	NEUTRAL	0- 0	0- 0	0- 0				

RPI 1-25				RPI 26-50				RPI 51-100				RPI 101+ Team's RPI: 147			
RPI	S	Opponent	Score	RPI	S	Opponent	Score	RPI	S	Opponent	Score	RPI	S	Opponent	Score
7	A	UConn	46 63	30	N	Kentucky	63 85	74	N	Creighton	76 83	102	A	Ohio St.	71 47
19	H	UCF	49 62	38	N	UCLA	60 56					111	N	Virginia	67 74
				47	N	North Carolina	69 71					153	H	Oklahoma	87 70
				50	A	LSU	49 78					180	H	Grambling	67 50
												189	H	George Washington	63 30
												249	H	Bethune-Cookman	88 39
												250	A	Temple	63 53
												296	H	Albany (NY)	74 37
												297	H	Vermont	102 55
												301	H	New Hampshire	79 36

LAST 12 Division I GAMES:															
111	N	Virginia	67 74	7	A	UConn	46 63	250	A	Temple	63 53				
74	N	Creighton	76 83	19	H	UCF	49 62	50	A	LSU	49 78				
297	H	Vermont	102 55	38	N	UCLA	60 56	47	N	North Carolina	69 71				
180	H	Grambling	67 50												
189	H	George Washington	63 30												
301	H	New Hampshire	79 36												

Non-Div I Games:

South Fla.

Average RPI		Win:	285	WON-LOST	WINNING	LAST 10	STRENGTH OF		OPP. STRENGTH	TEAM	ADJ.	CONF.	ADJ CONF.
Loss:		162		RECORD	PCT. RANK	GAMES	SCHEDULE		OF SCHEDULE	RPI	RPI	RPI	RPI
DIV. I ONLY			5- 8	233	6-4	191	333	222	222	21	21		
DIV. I NON-CONF.			3- 6	241	0- 0	155	306	212	212	20	20		
TOTALS		RPI 1-25		RPI 26-50		W-L RECORDS		RPI 51-100		RPI 101-150		RPI 150+	
5- 8	0- 1			0- 0		OVERALL		0- 0		0- 2		5- 5	
2- 3	0- 0			0- 0		HOME		0- 0		0- 2		2- 1	
3- 4	0- 1			0- 0		AWAY		0- 0		0- 0		3- 3	
0- 1	0- 0			0- 0		NEUTRAL		0- 0		0- 0		0- 1	
3- 6	0- 1			0- 0		NON-CONFERENCE		0- 0		0- 1		3- 4	
1- 1	0- 0			0- 0		HOME		0- 0		0- 1		1- 0	
2- 4	0- 1			0- 0		AWAY		0- 0		0- 0		2- 3	
0- 1	0- 0			0- 0		NEUTRAL		0- 0		0- 0		0- 1	
2- 2	0- 0			0- 0		CONFERENCE		0- 0		0- 1		2- 1	
1- 2	0- 0			0- 0		HOME		0- 0		0- 1		1- 1	
1- 0	0- 0			0- 0		AWAY		0- 0		0- 0		1- 0	
0- 0	0- 0			0- 0		NEUTRAL		0- 0		0- 0		0- 0	

RPI 1-25					
RPI	S	Opponent	Score		
9	A	Mississippi St.	53	88	
RPI 26-50					
RPI	S	Opponent	Score		
RPI 51-100					
RPI	S	Opponent	Score		
Team's RPI: 222					
RPI	S	Opponent	Score		
125	H	UT Martin	73	80	
146	H	Indiana St.	51	62	
156	N	North Ala.	67	80	
167	A	Southern Ill.	40	60	
172	A	Bradley	79	85	
211	A	SIUE	62	52	
228	H	Western Ill.	81	71	
252	H	Murray St.	59	64	
272	A	Memphis	57	69	
310	A	NJIT	68	58	
334	H	Austin Peay	64	54	
344	A	Evansville	54	50	
LAST 12 Division I GAMES:					
272	A	Memphis	57	69	
344	A	Evansville	54	50	
146	H	Indiana St.	51	62	
310	A	NJIT	68	58	
156	N	North Ala.	67	80	
228	H	Western Ill.	81	71	
252	H	Murray St.	59	64	
334	H	Austin Peay	64	54	
125	H	UT Martin	73	80	
211	A	SIUE	62	52	
167	A	Southern Ill.	40	60	
172	A	Bradley	79	85	

Non-Div I Games:	Ill.-Springfield	82	46	Harri s-Stowe	80	65
------------------	------------------	----	----	---------------	----	----

Southeast Mo. St.

■ Loss, ■ Non-Conf, S Site, H Home A Away N Neutral

Average RPI Win:	287	WON-LOST	WINNING	LAST 10	STRENGTH OF	OPP. STRENGTH	TEAM	ADJ.	CONF.	ADJ CONF.
Average RPI Loss:	142	RECORD	PCT. RANK	GAMES	SCHEDULE	OF SCHEDULE	RPI	RPI	RPI	RPI
DIV. I ONLY	6- 6	166	4-6	283	272	213	213	26	26	
DIV. I NON-CONF.	4- 5	190	0- 0	303	281	227	227	22	22	

TOTALS	RPI 1-25	RPI 26-50	W-L RECORDS	RPI 51-100	RPI 101-150	RPI 150+				
6- 6	0- 0	0- 1	OVERALL	0- 1	0- 1	6- 3				
3- 2	0- 0	0- 0	HOME	0- 1	0- 0	3- 1				
3- 4	0- 0	0- 1	AWAY	0- 0	0- 1	3- 2				
0- 0	0- 0	0- 0	NEUTRAL	0- 0	0- 0	0- 0				
4- 5	0- 0	0- 1	NON-CONFERENCE	0- 0	0- 1	4- 3				
1- 1	0- 0	0- 0	HOME	0- 0	0- 0	1- 1				
3- 4	0- 0	0- 1	AWAY	0- 0	0- 1	3- 2				
0- 0	0- 0	0- 0	NEUTRAL	0- 0	0- 0	0- 0				
2- 1	0- 0	0- 0	CONFERENCE	0- 1	0- 0	2- 0				
2- 1	0- 0	0- 0	HOME	0- 1	0- 0	2- 0				
0- 0	0- 0	0- 0	AWAY	0- 0	0- 0	0- 0				
0- 0	0- 0	0- 0	NEUTRAL	0- 0	0- 0	0- 0				

RPI 1-25				RPI 26-50				RPI 51-100				RPI 101+ Team's RPI: 213			
RPI	S	Opponent	Score	RPI	S	Opponent	Score	RPI	S	Opponent	Score	RPI	S	Opponent	Score
				50	A	LSU	52 72	52	H	SFA	51 62	113	A	Al abama	40 88
												151	A	Loui si ana Tech	53 72
												170	H	Abi lene Chri sti an	74 71
												229	H	Southern Mi ss.	52 59
												233	A	SMU	63 62
												254	A	Al abama A&M	48 51
												311	H	La. -Monroe	49 42
												326	H	Central Ark.	62 53
												331	A	Jackson St.	50 45
												351	A	Al corn	77 59
LAST 12 Division I GAMES:															
229	H	Southern Mi ss.	52 59	170	H	Abi lene Chri sti an	74 71	326	H	Central Ark.	62 53	52	H	SFA	51 62
311	H	La. -Monroe	49 42	50	A	LSU	52 72	351	A	Al corn	77 59	113	A	Al abama	40 88
254	A	Al abama A&M	48 51	50	A	LSU	52 72								
151	A	Loui si ana Tech	53 72	50	A	LSU	52 72								
331	A	Jackson St.	50 45	50	A	LSU	52 72								
233	A	SMU	63 62	50	A	LSU	52 72								

Non-Div I Games: Mobile 70 57 Xavier (LA) 47 59

Southeastern La.

Average RPI	Win:	191	WON-LOST	WINNING	LAST 10	STRENGTH OF	OPP. STRENGTH	TEAM	ADJ.	CONF.	ADJ CONF.
Average RPI	Loss:	24	RECORD	PCT. RANK	GAMES	SCHEDULE	OF SCHEDULE	RPI	RPI	RPI	RPI
DIV. I ONLY		10- 6		102	4-6	61	43	61	61	2	2
DIV. I NON-CONF.		10- 1		19	0- 0	198	153	34	34	2	2

TOTALS	RPI 1-25		RPI 26-50		W-L RECORDS	RPI 51-100		RPI 101-150		RPI 150+	
10- 6	0- 3		0- 3		OVERALL	1- 0		2- 0		7- 0	
5- 3	0- 1		0- 2		HOME	1- 0		0- 0		4- 0	
4- 3	0- 2		0- 1		AWAY	0- 0		1- 0		3- 0	
1- 0	0- 0		0- 0		NEUTRAL	0- 0		1- 0		0- 0	
10- 1	0- 0		0- 1		NON-CONFERENCE	1- 0		2- 0		7- 0	
5- 0	0- 0		0- 0		HOME	1- 0		0- 0		4- 0	
4- 1	0- 0		0- 1		AWAY	0- 0		1- 0		3- 0	
1- 0	0- 0		0- 0		NEUTRAL	0- 0		1- 0		0- 0	
0- 5	0- 3		0- 2		CONFERENCE	0- 0		0- 0		0- 0	
0- 3	0- 1		0- 2		HOME	0- 0		0- 0		0- 0	
0- 2	0- 2		0- 0		AWAY	0- 0		0- 0		0- 0	
0- 0	0- 0		0- 0		NEUTRAL	0- 0		0- 0		0- 0	

RPI	S	Opponent	Score	RPI	S	Opponent	Score	RPI	S	Opponent	Score	RPI	S	Opponent	Score
2	A	Stanford	64 72	33	H	Oregon St.	52 76	96	H	Fresno St.	62 61	121	A	UT Arlington	73 61
5	H	Oregon	53 93	38	H	UCLA	65 72					142	N	Utah St.	55 46
24	A	Cal i forni a	59 66	39	A	Texas A&M	51 71					158	H	Santa Clara	77 46
												161	H	CSUN	58 42
												210	H	UC Ri versi de	73 55
												216	A	Long Beach St.	86 50
												235	A	UNLV	86 72
												253	A	Nevada	72 51
												317	H	UC Santa Barbara	82 39

LAST 12 Division I GAMES:															
38	H	UCLA	65 72	33	H	Oregon St.	52 76					5	H	Oregon	53 93
121	A	UT Arlington	73 61					24	A	Cal i forni a	59 66				
39	A	Texas A&M	51 71					2	A	Stanford	64 72				
161	H	CSUN	58 42					253	A	Nevada	72 51				
235	A	UNLV	86 72					142	N	Utah St.	55 46				
96	H	Fresno St.	62 61												

Non-Di v I Games:

Southern Cal i forni a

Average RPI Win:	208	WON-LOST	WINNING	LAST 10	STRENGTH OF	OPP. STRENGTH	TEAM	ADJ.	CONF.	ADJ CONF.
Average RPI Loss:	120	RECORD	PCT. RANK	GAMES	SCHEDULE	OF SCHEDULE	RPI	RPI	RPI	RPI
DIV. I ONLY	8- 6	126	6-4	201	123	167	167	13	13	
DIV. I NON-CONF.	7- 4	109	0- 0	145	99	88	88	14	14	

TOTALS	RPI 1-25	RPI 26-50	W-L RECORDS	RPI 51-100	RPI 101-150	RPI 150+				
8- 6	0- 1	0- 0	OVERALL	0- 0	3- 4	5- 1				
6- 1	0- 0	0- 0	HOME	0- 0	2- 1	4- 0				
1- 4	0- 0	0- 0	AWAY	0- 0	0- 3	1- 1				
1- 1	0- 1	0- 0	NEUTRAL	0- 0	1- 0	0- 0				
7- 4	0- 1	0- 0	NON-CONFERENCE	0- 0	3- 2	4- 1				
5- 0	0- 0	0- 0	HOME	0- 0	2- 0	3- 0				
1- 3	0- 0	0- 0	AWAY	0- 0	0- 2	1- 1				
1- 1	0- 1	0- 0	NEUTRAL	0- 0	1- 0	0- 0				
1- 2	0- 0	0- 0	CONFERENCE	0- 0	0- 2	1- 0				
1- 1	0- 0	0- 0	HOME	0- 0	0- 1	1- 0				
0- 1	0- 0	0- 0	AWAY	0- 0	0- 1	0- 0				
0- 0	0- 0	0- 0	NEUTRAL	0- 0	0- 0	0- 0				

RPI 1-25				RPI 26-50				RPI 51-100				RPI 101+				Team's RPI: 167
RPI	S	Opponent	Score	RPI	S	Opponent	Score	RPI	S	Opponent	Score	RPI	S	Opponent	Score	
15	N	Arizona St.	38 82									101	A	Western Ky.	76 83	
												107	N	Hartford	72 50	
												114	H	Northern Ill.	82 73	
												125	A	UT Martin	94 95	
												137	H	IUPUI	78 73	
												138	A	Missouri St.	51 66	
												146	H	Indiana St.	58 61	
												197	A	Saint Louis	58 62	
												222	H	Southeast Mo. St.	60 40	
												223	H	Eastern Ill.	73 59	
												252	A	Murray St.	65 59	
												263	H	Marshall	58 49	
												344	H	Evansville	67 47	

LAST 12 Division I GAMES:																
252	A	Murray St.	65 59	138	A	Missouri St.	51 66									
223	H	Eastern Ill.	73 59	146	H	Indiana St.	58 61									
114	H	Northern Ill.	82 73	344	H	Evansville	67 47									
197	A	Saint Louis	58 62	137	H	IUPUI	78 73									
15	N	Arizona St.	38 82	101	A	Western Ky.	76 83									
107	N	Hartford	72 50	263	H	Marshall	58 49									

Non-Div I Games:

Southern Ill.

Average RPI	Win:	260	WON-LOST	WINNING	LAST 10	STRENGTH OF	OPP. STRENGTH	TEAM	ADJ.	CONF.	ADJ CONF.
Average RPI	Loss:	127	RECORD	PCT. RANK	GAMES	SCHEDULE	OF SCHEDULE	RPI	RPI	RPI	RPI
DIV. I ONLY		6- 9		225	3-7	130	321	229	229	16	16
DIV. I NON-CONF.		6- 5		143	0- 0	252	288	237	237	19	19

TOTALS	RPI 1-25		RPI 26-50		W-L RECORDS	RPI 51-100		RPI 101-150		RPI 150+	
6- 9	0- 1		0- 0		OVERALL	0- 2		0- 2		6- 4	
5- 5	0- 1		0- 0		HOME	0- 0		0- 2		5- 2	
1- 4	0- 0		0- 0		AWAY	0- 2		0- 0		1- 2	
0- 0	0- 0		0- 0		NEUTRAL	0- 0		0- 0		0- 0	
6- 5	0- 1		0- 0		NON-CONFERENCE	0- 1		0- 1		6- 2	
5- 3	0- 1		0- 0		HOME	0- 0		0- 1		5- 1	
1- 2	0- 0		0- 0		AWAY	0- 1		0- 0		1- 1	
0- 0	0- 0		0- 0		NEUTRAL	0- 0		0- 0		0- 0	
0- 4	0- 0		0- 0		CONFERENCE	0- 1		0- 1		0- 2	
0- 2	0- 0		0- 0		HOME	0- 0		0- 1		0- 1	
0- 2	0- 0		0- 0		AWAY	0- 1		0- 0		0- 1	
0- 0	0- 0		0- 0		NEUTRAL	0- 0		0- 0		0- 0	

RPI 1-25				RPI 26-50				RPI 51-100				RPI 101+ Team's RPI: 229			
RPI	S	Opponent	Score	RPI	S	Opponent	Score	RPI	S	Opponent	Score	RPI	S	Opponent	Score
9	H	Mississippi St.	42 86					59	A	Middle Tenn.	49 66	117	H	Rice	47 58
								72	A	Tulane	54 71	124	H	Houston	44 61
												171	A	UAB	60 71
												176	A	South Alabama	68 77
												180	H	Grambling	68 47
												200	H	North Texas	48 62
												213	A	Southeastern La.	59 52
												217	H	Samford	76 40
												218	H	Sam Houston St.	61 65
												269	H	Mississippi Val.	67 60
												329	H	Northwestern St.	69 54
												351	H	Alcorn	66 47
LAST 12 Division I GAMES:															
124	H	Houston	44 61	171	A	UAB	60 71								
213	A	Southeastern La.	59 52	59	A	Middle Tenn.	49 66								
9	H	Mississippi St.	42 86	200	H	North Texas	48 62								
351	H	Alcorn	66 47	117	H	Rice	47 58								
72	A	Tulane	54 71	218	H	Sam Houston St.	61 65								
329	H	Northwestern St.	69 54	269	H	Mississippi Val.	67 60								

Non-Div I Games: William Carey 74 48 Blue Mountain (MS) 84 38

Southern Miss.

Average RPI	Win:	245	WON-LOST	WINNING	LAST 10	STRENGTH OF	OPP. STRENGTH	TEAM	ADJ.	CONF.	ADJ CONF.
Average RPI	Loss:	86	RECORD	PCT. RANK	GAMES	SCHEDULE	OF SCHEDULE	RPI	RPI	RPI	RPI
DIV. I ONLY		3- 8		280	4-6	58	108	169	169	29	29
DIV. I NON-CONF.		0- 7		336	0- 0	2	50	166	166	26	26

TOTALS	RPI 1-25		RPI 26-50		W-L RECORDS	RPI 51-100		RPI 101-150		RPI 150+	
3- 8	0- 2		0- 1		OVERALL	0- 2		0- 1		3- 2	
1- 2	0- 0		0- 0		HOME	0- 0		0- 0		1- 2	
2- 6	0- 2		0- 1		AWAY	0- 2		0- 1		2- 0	
0- 0	0- 0		0- 0		NEUTRAL	0- 0		0- 0		0- 0	
0- 7	0- 2		0- 1		NON-CONFERENCE	0- 2		0- 1		0- 1	
0- 1	0- 0		0- 0		HOME	0- 0		0- 0		0- 1	
0- 6	0- 2		0- 1		AWAY	0- 2		0- 1		0- 0	
0- 0	0- 0		0- 0		NEUTRAL	0- 0		0- 0		0- 0	
3- 1	0- 0		0- 0		CONFERENCE	0- 0		0- 0		3- 1	
1- 1	0- 0		0- 0		HOME	0- 0		0- 0		1- 1	
2- 0	0- 0		0- 0		AWAY	0- 0		0- 0		2- 0	
0- 0	0- 0		0- 0		NEUTRAL	0- 0		0- 0		0- 0	

RPI 1-25				RPI 26-50				RPI 51-100				RPI 101+ Team's RPI: 169			
RPI	S	Opponent	Score	RPI	S	Opponent	Score	RPI	S	Opponent	Score	RPI	S	Opponent	Score
3	A	Baylor	49 94	30	A	Kentucky	41 91	60	A	Michigan	35 76	141	A	Texas Tech	58 76
15	A	Arizona St.	47 69					73	A	TCU	40 69	176	H	South Alabama	49 53
												180	A	Grambling	86 81
												192	H	Prairie View	54 55
												224	H	Texas Southern	63 61
												331	A	Jackson St.	76 74
LAST 12 Division I GAMES:															
60	A	Michigan	35 76	331	A	Jackson St.	76 74	141	A	Texas Tech	58 76	180	A	Grambling	86 81
73	A	TCU	40 69	224	H	Texas Southern	63 61	192	H	Prairie View	54 55	30	A	Kentucky	41 91
15	A	Arizona St.	47 69												
176	H	South Alabama	49 53												
3	A	Baylor	49 94												

Non-Div I Games: Dillard 61 63 Wiley 89 58 Louisiana Col. 77 53 Millsaps 71 36 Southern U.

Average RPI Win:	216	WON-LOST	WINNING	LAST 10	STRENGTH OF	OPP. STRENGTH	TEAM	ADJ.	CONF.	ADJ CONF.
Average RPI Loss:	137	RECORD	PCT. RANK	GAMES	SCHEDULE	OF SCHEDULE	RPI	RPI	RPI	RPI
DIV. I ONLY	5- 9	243	4-6	114	253	199	199	14	14	
DIV. I NON-CONF.	3- 6	241	0- 1	39	298	196	196	12	12	

TOTALS	RPI 1-25	RPI 26-50	W-L RECORDS	RPI 51-100	RPI 101-150	RPI 150+				
5- 9	0- 0	1- 0	OVERALL	0- 1	0- 4	4- 4				
4- 2	0- 0	1- 0	HOME	0- 0	0- 1	3- 1				
1- 7	0- 0	0- 0	AWAY	0- 1	0- 3	1- 3				
0- 0	0- 0	0- 0	NEUTRAL	0- 0	0- 0	0- 0				
3- 6	0- 0	1- 0	NON-CONFERENCE	0- 1	0- 2	2- 3				
3- 1	0- 0	1- 0	HOME	0- 0	0- 0	2- 1				
0- 5	0- 0	0- 0	AWAY	0- 1	0- 2	0- 2				
0- 0	0- 0	0- 0	NEUTRAL	0- 0	0- 0	0- 0				
2- 3	0- 0	0- 0	CONFERENCE	0- 0	0- 2	2- 1				
1- 1	0- 0	0- 0	HOME	0- 0	0- 1	1- 0				
1- 2	0- 0	0- 0	AWAY	0- 0	0- 1	1- 1				
0- 0	0- 0	0- 0	NEUTRAL	0- 0	0- 0	0- 0				

RPI 1-25				RPI 26-50				RPI 51-100				RPI 101+				Team's RPI: 199
RPI	S	Opponent	Score	RPI	S	Opponent	Score	RPI	S	Opponent	Score	RPI	S	Opponent	Score	
				28	H	BYU	67 64	58	A	Boise St.	53 88	104	H	Idaho St.	57 69	
												110	A	Montana St.	64 69	
												132	A	UC I rvi ne	58 75	
												139	A	UC Davi s	45 68	
												154	A	Montana	57 79	
												160	A	Oral Roberts	59 64	
												163	H	Denver	70 71	
												210	A	UC Ri versi de	50 56	
												227	H	San Diego	69 59	
												239	A	Northern Ari z.	82 76	
												258	H	Utah Val ley	60 59	
												330	H	Weber St.	84 79	
LAST 12 Division I GAMES:																
110	A	Montana St.	64 69	210	A	UC Ri versi de	50 56									
58	A	Boise St.	53 88	239	A	Northern Ari z.	82 76									
163	H	Denver	70 71	330	H	Weber St.	84 79									
258	H	Utah Val ley	60 59	104	H	Idaho St.	57 69									
160	A	Oral Roberts	59 64	154	A	Montana	57 79									
28	H	BYU	67 64	139	A	UC Davi s	45 68									

Non-Div I Games:

Southern Utah

Average RPI Win:	265	WON-LOST	WINNING	LAST 10	STRENGTH OF	OPP. STRENGTH	TEAM	ADJ.	CONF.	ADJ CONF.
Average RPI Loss:	129	RECORD	PCT. RANK	GAMES	SCHEDULE	OF SCHEDULE	RPI	RPI	RPI	RPI
DIV. I ONLY	4- 12	291	2-8	78	248	214	214	17	17	
DIV. I NON-CONF.	3- 10	278	0- 0	54	249	217	217	17	17	

TOTALS	RPI 1-25	RPI 26-50	W-L RECORDS	RPI 51-100	RPI 101-150	RPI 150+				
4- 12	0- 0	0- 1	OVERALL	0- 5	0- 1	4- 5				
2- 4	0- 0	0- 0	HOME	0- 2	0- 1	2- 1				
2- 7	0- 0	0- 1	AWAY	0- 2	0- 0	2- 4				
0- 1	0- 0	0- 0	NEUTRAL	0- 1	0- 0	0- 0				
3- 10	0- 0	0- 1	NON-CONFERENCE	0- 5	0- 0	3- 4				
2- 3	0- 0	0- 0	HOME	0- 2	0- 0	2- 1				
1- 6	0- 0	0- 1	AWAY	0- 2	0- 0	1- 3				
0- 1	0- 0	0- 0	NEUTRAL	0- 1	0- 0	0- 0				
1- 2	0- 0	0- 0	CONFERENCE	0- 0	0- 1	1- 1				
0- 1	0- 0	0- 0	HOME	0- 0	0- 1	0- 0				
1- 1	0- 0	0- 0	AWAY	0- 0	0- 0	1- 1				
0- 0	0- 0	0- 0	NEUTRAL	0- 0	0- 0	0- 0				

RPI	S	Opponent	Score	RPI	S	Opponent	Score	RPI	S	Opponent	Score	RPI	S	Opponent	Score	Team's RPI: 214
37	A	Buffal o	43 90	51	N	Oh i o	53 70	133	H	Duquesne	54 60	155	A	Akron	58 67	
				66	H	Bucknel l	46 77	163	A	Denver	62 76	195	A	Cornel l	44 58	
				71	H	Kent St.	64 76	230	A	Ni agara	76 48	231	H	Hofstra	59 67	
				81	A	Penn St.	65 80	246	A	George Mason	68 57	281	A	Sai nt Joseph' s	41 66	
				88	A	Georgi a	40 67	283	H	Si ena	74 58	299	H	Can i si us	100 94	

LAST 12 Di vi si on I GAMES:																
71	H	Kent St.	64 76	281	A	Sai nt Joseph' s	41 66									
81	A	Penn St.	65 80	246	A	George Mason	68 57									
283	H	Si ena	74 58	133	H	Duquesne	54 60									
155	A	Akron	58 67	195	A	Cornel l	44 58									
66	H	Bucknel l	46 77	37	A	Buffal o	43 90									
163	A	Denver	62 76	51	N	Oh i o	53 70									

Non-Di v I Games:

St. Bonaventure

Average RPI Win:	289	WON-LOST	WINNING	LAST 10	STRENGTH OF	OPP. STRENGTH	TEAM	ADJ.	CONF.	ADJ CONF.
Average RPI Loss:	211	RECORD	PCT. RANK	GAMES	SCHEDULE	OF SCHEDULE	RPI	RPI	RPI	RPI
DIV. I ONLY	8- 7	151	5-5	344	318	286	286	31	31	
DIV. I NON-CONF.	5- 6	177	0- 0	338	320	292	292	31	31	

TOTALS	RPI 1-25	RPI 26-50	W-L RECORDS	RPI 51-100	RPI 101-150	RPI 150+				
8- 7	0- 0	0- 0	OVERALL	0- 2	0- 1	8- 4				
4- 3	0- 0	0- 0	HOME	0- 1	0- 0	4- 2				
3- 3	0- 0	0- 0	AWAY	0- 1	0- 1	3- 1				
1- 1	0- 0	0- 0	NEUTRAL	0- 0	0- 0	1- 1				
5- 6	0- 0	0- 0	NON-CONFERENCE	0- 2	0- 1	5- 3				
2- 2	0- 0	0- 0	HOME	0- 1	0- 0	2- 1				
2- 3	0- 0	0- 0	AWAY	0- 1	0- 1	2- 1				
1- 1	0- 0	0- 0	NEUTRAL	0- 0	0- 0	1- 1				
3- 1	0- 0	0- 0	CONFERENCE	0- 0	0- 0	3- 1				
2- 1	0- 0	0- 0	HOME	0- 0	0- 0	2- 1				
1- 0	0- 0	0- 0	AWAY	0- 0	0- 0	1- 0				
0- 0	0- 0	0- 0	NEUTRAL	0- 0	0- 0	0- 0				

RPI 1-25				RPI 26-50				RPI 51-100				RPI 101+				Team's RPI: 286
RPI	S	Opponent	Score	RPI	S	Opponent	Score	RPI	S	Opponent	Score	RPI	S	Opponent	Score	
								87	A	Seton Hall	77 100	134	A	Stony Brook	67 74	
								89	H	Princeton	64 83	183	A	Morehead St.	101 94	
												231	H	Saint Francis (PA)	78 65	
												259	H	Robert Morris	56 75	
												277	A	Bryant	60 55	
												296	H	Albany (NY)	60 67	
												302	H	Saint Peter's	74 70	
												306	N	Valparaiso	76 78	
												309	A	Army West Point	57 69	
												314	A	Loyola Maryland	75 70	
												325	H	Wagner	76 61	
												340	H	Manhattan	73 65	
												342	N	Chicago St.	110 73	

LAST 12 Division I GAMES:																
								89	H	Princeton	64 83	231	H	Saint Francis (PA)	78 65	
								296	H	Albany (NY)	60 67	259	H	Robert Morris	56 75	
								302	H	Saint Peter's	74 70	277	A	Bryant	60 55	
								314	A	Loyola Maryland	75 70	325	H	Wagner	76 61	
								309	A	Army West Point	57 69	134	A	Stony Brook	67 74	
								87	A	Seton Hall	77 100	183	A	Morehead St.	101 94	

Non-Div I Games: Mercy 102 51

St. Francis Brooklyn

Average RPI Win: 217

Average RPI Loss: 57

WON-LOST
RECORDWINNING
PCT. RANKLAST 10
GAMESSTRENGTH OF
SCHEDULEOPP. STRENGTH
OF SCHEDULETEAM
RPIADJ.
RPICONF.
RPIADJ CONF.
RPIDIV. I ONLY
DIV. I NON-CONF.8- 8
7- 4166
1093-7
0- 068
13586
9198
8398
835
45
4

TOTALS

RPI 1-25

RPI 26-50

W-L RECORDS

RPI 51-100

RPI 101-150

RPI 150+

8- 8 0- 2

2- 3 0- 0

4- 4 0- 1

2- 1 0- 1

1- 2

0- 1

0- 1

1- 0

OVERALL

0- 3

HOME

0- 1

AWAY

0- 2

NEUTRAL

0- 0

1- 1

1- 1

0- 0

0- 0

6- 0

1- 0

4- 0

1- 0

7- 4 0- 1

2- 1 0- 0

3- 2 0- 0

2- 1 0- 1

1- 2

0- 1

0- 1

1- 0

NON-CONFERENCE

0- 1

HOME

0- 0

AWAY

0- 1

NEUTRAL

0- 0

1- 0

1- 0

0- 0

0- 0

5- 0

1- 0

3- 0

1- 0

1- 4 0- 1

0- 2 0- 0

1- 2 0- 1

0- 0 0- 0

0- 0

0- 0

0- 0

0- 0

CONFERENCE

0- 2

HOME

0- 1

AWAY

0- 1

NEUTRAL

0- 0

0- 1

0- 1

0- 0

0- 0

1- 0

0- 0

1- 0

0- 0

RPI 1-25

RPI 26-50

RPI 51-100

Team's RPI: 98

RPI 101+

RPI	S	Opponent	Score
7	N	UConn	55 65
17	A	Butler	45 66

RPI	S	Opponent	Score
26	H	Florida St.	53 57
45	N	Purdue	68 62
46	A	James Madison	51 64

RPI	S	Opponent	Score
74	H	Creighton	63 65
87	A	Seton Hall	67 77
91	A	Wake Forest	59 64

RPI	S	Opponent	Score
108	H	Providence	66 67
115	H	Yale	56 52
166	A	Xavier	76 57
187	N	Ole Miss	64 59
256	A	La Salle	83 57
309	A	Army West Point	60 49
312	A	Iona	61 35
346	H	Delaware St.	82 44

LAST 12 Division I GAMES:

46	A	James Madison	51	64	74	H	Creighton	63	65
256	A	La Salle	83	57	108	H	Providence	66	67
26	H	Florida St.	53	57	17	A	Butler	45	66
115	H	Yale	56	52	166	A	Xavier	76	57
91	A	Wake Forest	59	64	87	A	Seton Hall	67	77
346	H	Delaware St.	82	44	187	N	Ole Miss	64	59

Non-Div I Games:

St. John's (NY)

Average RPI		Win: 99	WON-LOST RECORD	WINNING PCT. RANK	LAST 10 GAMES	STRENGTH OF SCHEDULE	OPP. STRENGTH OF SCHEDULE	TEAM RPI	ADJ. RPI	CONF. RPI	ADJ. CONF. RPI
Loss: 11			14- 1	9	9-1	7	10	2	2	2	2
DIV. I ONLY											
DIV. I NON-CONF.			10- 1	19	0- 0	21	35	5	5	2	2
TOTALS		RPI 1-25		RPI 26-50		W-L RECORDS	RPI 51-100	RPI 101-150		RPI 150+	
14- 1	2- 1			3- 0		OVERALL	3- 0	3- 0		3- 0	
7- 0	1- 0			1- 0		HOME	1- 0	2- 0		2- 0	
5- 1	1- 1			2- 0		AWAY	1- 0	0- 0		1- 0	
2- 0	0- 0			0- 0		NEUTRAL	1- 0	1- 0		0- 0	
10- 1	1- 1			2- 0		NON-CONFERENCE	1- 0	3- 0		3- 0	
5- 0	1- 0			0- 0		HOME	0- 0	2- 0		2- 0	
3- 1	0- 1			2- 0		AWAY	0- 0	0- 0		1- 0	
2- 0	0- 0			0- 0		NEUTRAL	1- 0	1- 0		0- 0	
4- 0	1- 0			1- 0		CONFERENCE	2- 0	0- 0		0- 0	
2- 0	0- 0			1- 0		HOME	1- 0	0- 0		0- 0	
2- 0	1- 0			0- 0		AWAY	1- 0	0- 0		0- 0	
0- 0	0- 0			0- 0		NEUTRAL	0- 0	0- 0		0- 0	

RPI 1-25					
RPI	S	Opponent	Score		
3	H	Bayl or	68	63	
11	A	Gonzaga	73	79	
15	A	Ari zona St.	72	65	

RPI 26-50					
RPI	S	Opponent	Score		
31	A	Tennessee	95	85	
37	A	Buffal o	62	55	
38	H	UCLA	86	80	

RPI 51-100					
RPI	S	Opponent	Score		
57	A	Ari zona	78	48	
61	H	Southern Cal i forn i a	72	64	
82	N	FGCU	88	65	

RPI 101+					
RPI	S	Opponent	Score		
106	H	I daho	115	71	
139	H	UC Davi s	71	43	
144	N	Ameri can	71	49	
161	H	CSUN	69	43	
245	H	San Franci sco	96	62	
264	A	Hawai i	81	59	

LAST 12 Division I GAMES:					
37	A	Buffal o	62	55	
31	A	Tennessee	95	85	
3	H	Bayl or	68	63	
11	A	Gonzaga	73	79	
264	A	Hawai i	81	59	
144	N	Ameri can	71	49	
57	A	Ari zona	78	48	
15	A	Ari zona St.	72	65	
38	H	UCLA	86	80	
61	H	Southern Cal i forn i a	72	64	
161	H	CSUN	69	43	
82	N	FGCU	88	65	

Non-Div I Games:

Stanford

Stetson

Stetson

Stetson				Through Games Of Jan. 15, 2019												
Average RPI Win:		290	WON-LOST RECORD		WINNING PCT. RANK		LAST 10 GAMES		STRENGTH OF SCHEDULE		OPP. STRENGTH OF SCHEDULE		TEAM RPI	ADJ. RPI	CONF. RPI	ADJ CONF. RPI
Average RPI Loss:		108														
DIV. I ONLY			5- 10		248		6-4		163		192		240	240	25	25
DIV. I NON-CONF.			3- 9		271		0- 0		79		163		242	242	27	27

TOTALS		RPI 1-25		RPI 26-50		W-L RECORDS		RPI 51-100		RPI 101-150		RPI 150+				
5- 10		0- 2		0- 1		OVERALL		0- 2		0- 3		5- 2				
4- 2		0- 1		0- 0		HOME		0- 1		0- 0		4- 0				
1- 5		0- 1		0- 1		AWAY		0- 0		0- 2		1- 1				
0- 3		0- 0		0- 0		NEUTRAL		0- 1		0- 1		0- 1				
3- 9		0- 2		0- 1		NON-CONFERENCE		0- 2		0- 3		3- 1				
3- 2		0- 1		0- 0		HOME		0- 1		0- 0		3- 0				
0- 4		0- 1		0- 1		AWAY		0- 0		0- 2		0- 0				
0- 3		0- 0		0- 0		NEUTRAL		0- 1		0- 1		0- 1				
2- 1		0- 0		0- 0		CONFERENCE		0- 0		0- 0		2- 1				
1- 0		0- 0		0- 0		HOME		0- 0		0- 0		1- 0				
1- 1		0- 0		0- 0		AWAY		0- 0		0- 0		1- 1				
0- 0		0- 0		0- 0		NEUTRAL		0- 0		0- 0		0- 0				

RPI 1-25				RPI 26-50				RPI 51-100				RPI 101+ Team's RPI: 240				
RPI	S	Opponent	Score	RPI	S	Opponent	Score	RPI	S	Opponent	Score	RPI	S	Opponent	Score	
19	H	UCF	55 78	31	A	Tennessee	55 65	64	H	Penn	53 75	113	A	Al abama	47 59	
23	A	Texas	46 65					83	N	Wright St.	44 57	116	N	Mari st	69 76	

Non-Div I Games: Central St. (OH) 81 51 Webber Int'l 80 52

Stetson

Average RPI Win:	266	WON-LOST	WINNING	LAST 10	STRENGTH OF	OPP. STRENGTH	TEAM	ADJ.	CONF.	ADJ CONF.
Average RPI Loss:	79	RECORD	PCT. RANK	GAMES	SCHEDULE	OF SCHEDULE	RPI	RPI	RPI	RPI
DIV. I ONLY	13- 3	30	8-2	313	249	134	134	23	23	
DIV. I NON-CONF.	10- 2	37	0- 0	289	283	94	94	23	23	

TOTALS	RPI 1-25	RPI 26-50	W-L RECORDS	RPI 51-100	RPI 101-150	RPI 150+				
13- 3	0- 1	0- 0	OVERALL	1- 0	0- 2	12- 0				
7- 1	0- 0	0- 0	HOME	0- 0	0- 1	7- 0				
6- 2	0- 1	0- 0	AWAY	1- 0	0- 1	5- 0				
0- 0	0- 0	0- 0	NEUTRAL	0- 0	0- 0	0- 0				
10- 2	0- 1	0- 0	NON-CONFERENCE	1- 0	0- 1	9- 0				
6- 0	0- 0	0- 0	HOME	0- 0	0- 0	6- 0				
4- 2	0- 1	0- 0	AWAY	1- 0	0- 1	3- 0				
0- 0	0- 0	0- 0	NEUTRAL	0- 0	0- 0	0- 0				
3- 1	0- 0	0- 0	CONFERENCE	0- 0	0- 1	3- 0				
1- 1	0- 0	0- 0	HOME	0- 0	0- 1	1- 0				
2- 0	0- 0	0- 0	AWAY	0- 0	0- 0	2- 0				
0- 0	0- 0	0- 0	NEUTRAL	0- 0	0- 0	0- 0				

RPI 1-25				RPI 26-50				RPI 51-100				RPI 101+				Team's RPI: 134
RPI	S	Opponent	Score	RPI	S	Opponent	Score	RPI	S	Opponent	Score	RPI	S	Opponent	Score	
20	A	Rutgers	47 61					81	A	Penn St.	81 70	107	H	Hartford	36 64	
												109	A	Toledo	48 80	
												195	H	Cornell	63 61	
												231	H	Hofstra	77 49	
												236	A	Sacred Heart	73 58	
												243	A	Binghamton	65 56	
												280	H	UMass Lowell	76 56	
												282	H	Ga. Southern	72 43	
												286	H	St. Francis Brooklyn	74 67	
												301	A	New Hampshire	82 63	
												312	A	Iona	53 51	
												325	H	Wagner	70 45	
												340	A	Manhattan	79 48	
												349	H	Fairleigh Dickinson	63 49	
LAST 12 Division I GAMES:																
109	A	Toledo	48 80	301	A	New Hampshire	82 63									
325	H	Wagner	70 45	243	A	Binghamton	65 56									
312	A	Iona	53 51	280	H	UMass Lowell	76 56									
349	H	Fairleigh Dickinson	63 49	107	H	Hartford	36 64									
236	A	Sacred Heart	73 58	286	H	St. Francis Brooklyn	74 67									
195	H	Cornell	63 61	81	A	Penn St.	81 70									

Non-Div I Games: SUNY New Paltz 87 50

Stony Brook

Average RPI Win:	98	WON-LOST	WINNING	LAST 10	STRENGTH OF	OPP. STRENGTH	TEAM	ADJ.	CONF.	ADJ CONF.
Average RPI Loss:	51	RECORD	PCT. RANK	GAMES	SCHEDULE	OF SCHEDULE	RPI	RPI	RPI	RPI
DIV. I ONLY	14- 2	15	9-1	4	67	4	4	1	1	
DIV. I NON-CONF.	11- 2	33	0- 0	13	83	7	7	1	1	

TOTALS	RPI 1-25	RPI 26-50	W-L RECORDS	RPI 51-100	RPI 101-150	RPI 150+				
14- 2	1- 1	4- 0	OVERALL	5- 1	1- 0	3- 0				
7- 0	0- 0	2- 0	HOME	2- 0	0- 0	3- 0				
2- 2	0- 1	1- 0	AWAY	1- 1	0- 0	0- 0				
5- 0	1- 0	1- 0	NEUTRAL	2- 0	1- 0	0- 0				
11- 2	1- 1	2- 0	NON-CONFERENCE	4- 1	1- 0	3- 0				
6- 0	0- 0	1- 0	HOME	2- 0	0- 0	3- 0				
0- 2	0- 1	0- 0	AWAY	0- 1	0- 0	0- 0				
5- 0	1- 0	1- 0	NEUTRAL	2- 0	1- 0	0- 0				
3- 0	0- 0	2- 0	CONFERENCE	1- 0	0- 0	0- 0				
1- 0	0- 0	1- 0	HOME	0- 0	0- 0	0- 0				
2- 0	0- 0	1- 0	AWAY	1- 0	0- 0	0- 0				
0- 0	0- 0	0- 0	NEUTRAL	0- 0	0- 0	0- 0				

RPI	S	Opponent	Score	RPI	S	Opponent	Score	RPI	S	Opponent	Score	RPI	S	Opponent	Score
5	A	Oregon	73 75	36	N	DePaul	83 81	63	N	Kansas St.	70 61	133	N	Duquesne	87 71
19	N	UCF	57 52	39	H	Texas A&M	75 65	66	H	Bucknell	70 56	193	H	North Dakota	85 49
				44	A	Clemson	84 75	75	A	Virginia Tech	75 73	230	H	Niagara	94 45
				47	H	North Carolina	90 77	89	N	Princeton	92 61	251	H	UMES	96 51
								90	H	Towson	98 55				
								97	A	Minnesota	68 72				
LAST 12 Division I GAMES:															
230	H	Niagara	94 45	47	H	North Carolina	90 77	75	A	Virginia Tech	75 73				
251	H	UMES	96 51					44	A	Clemson	84 75				
90	H	Towson	98 55					19	N	UCF	57 52				
97	A	Minnesota	68 72	36	N	DePaul	83 81	133	N	Duquesne	87 71				
				89	N	Princeton	92 61	63	N	Kansas St.	70 61				

Non-Div I Games:

Syracuse

TCUTCU

TCU

Average RPI	Win:	299	WON-LOST	WINNING	LAST 10	STRENGTH OF	OPP. STRENGTH	TEAM	ADJ.	CONF.	ADJ CONF.
Average RPI	Loss:	98	RECORD	PCT. RANK	GAMES	SCHEDULE	OF SCHEDULE	RPI	RPI	RPI	RPI
DIV. I ONLY		4- 11		283	2-8	186	93	250	250	9	9
DIV. I NON-CONF.		4- 8		241	0- 0	233	73	232	232	9	9

TOTALS	RPI 1-25		RPI 26-50		W-L RECORDS	RPI 51-100		RPI 101-150		RPI 150+	
4- 11	0- 1		0- 2		OVERALL	0- 2		0- 5		4- 1	
3- 2	0- 0		0- 0		HOME	0- 1		0- 1		3- 0	
1- 8	0- 1		0- 2		AWAY	0- 1		0- 3		1- 1	
0- 1	0- 0		0- 0		NEUTRAL	0- 0		0- 1		0- 0	
4- 8	0- 1		0- 2		NON-CONFERENCE	0- 1		0- 3		4- 1	
3- 0	0- 0		0- 0		HOME	0- 0		0- 0		3- 0	
1- 7	0- 1		0- 2		AWAY	0- 1		0- 2		1- 1	
0- 1	0- 0		0- 0		NEUTRAL	0- 0		0- 1		0- 0	
0- 3	0- 0		0- 0		CONFERENCE	0- 1		0- 2		0- 0	
0- 2	0- 0		0- 0		HOME	0- 1		0- 1		0- 0	
0- 1	0- 0		0- 0		AWAY	0- 0		0- 1		0- 0	
0- 0	0- 0		0- 0		NEUTRAL	0- 0		0- 0		0- 0	

RPI 1-25				RPI 26-50				RPI 51-100				RPI 101+ Team's RPI: 250			
RPI	S	Opponent	Score	RPI	S	Opponent	Score	RPI	S	Opponent	Score	RPI	S	Opponent	Score
25	A	South Carolina	60 88	36	A	DePaul	88 102	53	A	Villanova	68 76	116	A	Marist	68 74
				41	A	Miami (FL)	61 73	72	H	Tulane	57 66	124	A	Houston	65 78
												133	A	Duquesne	53 54
												147	H	South Fla.	53 63
												149	N	Radford	50 56
												187	A	Ole Miss	55 62
												256	H	La Salle	75 47
												281	A	Saint Joseph's	58 52
												312	H	Iona	59 39
												346	H	Delaware St.	75 61

LAST 12 Division I GAMES:															
25	A	South Carolina	60 88	124	A	Houston	65 78								
53	A	Villanova	68 76	72	H	Tulane	57 66								
312	H	Iona	59 39	147	H	South Fla.	53 63								
36	A	DePaul	88 102	133	A	Duquesne	53 54								
41	A	Miami (FL)	61 73	256	H	La Salle	75 47								
149	N	Radford	50 56	116	A	Marist	68 74								

Non-Div I Games:

Temple

Average RPI Win:	170	WON-LOST	WINNING	LAST 10	STRENGTH OF	OPP. STRENGTH	TEAM	ADJ.	CONF.	ADJ CONF.
Average RPI Loss:	39	RECORD	PCT. RANK	GAMES	SCHEDULE	OF SCHEDULE	RPI	RPI	RPI	RPI
DIV. I ONLY	12- 4	53	6-4	29	112	31	31	6	6	
DIV. I NON-CONF.	11- 1	13	1- 0	95	120	22	22	6	6	

TOTALS	RPI 1-25	RPI 26-50	W-L RECORDS	RPI 51-100	RPI 101-150	RPI 150+				
12- 4	1- 1	2- 2	OVERALL	2- 1	0- 0	7- 0				
7- 3	0- 1	0- 2	HOME	1- 0	0- 0	6- 0				
3- 1	1- 0	1- 0	AWAY	1- 1	0- 0	0- 0				
2- 0	0- 0	1- 0	NEUTRAL	0- 0	0- 0	1- 0				
11- 1	1- 1	1- 0	NON-CONFERENCE	2- 0	0- 0	7- 0				
7- 1	0- 1	0- 0	HOME	1- 0	0- 0	6- 0				
2- 0	1- 0	0- 0	AWAY	1- 0	0- 0	0- 0				
2- 0	0- 0	1- 0	NEUTRAL	0- 0	0- 0	1- 0				
1- 3	0- 0	1- 2	CONFERENCE	0- 1	0- 0	0- 0				
0- 2	0- 0	0- 2	HOME	0- 0	0- 0	0- 0				
1- 1	0- 0	1- 0	AWAY	0- 1	0- 0	0- 0				
0- 0	0- 0	0- 0	NEUTRAL	0- 0	0- 0	0- 0				

RPI 1-25				RPI 26-50				Team's RPI: 31				RPI 51-100				RPI 101+			
RPI	S	Opponent	Score	RPI	S	Opponent	Score	RPI	S	Opponent	Score	RPI	S	Opponent	Score	RPI	S	Opponent	Score
2	H	Stanford	85 95	30	H	Kentucky	71 73	62	H	Belmont	84 76	171	N	UAB	73 69				
23	A	Texas	88 82	35	H	Missouri	64 66	68	A	Oklahoma St.	76 63	201	H	UNC Asheville	73 46				
				44	N	Clemson	78 66	88	A	Georgia	62 66	240	H	Stetson	65 55				
				48	A	Auburn	78 69					252	H	Murray St.	98 77				
												270	H	ETSU	80 61				
												319	H	Presbyterian	97 49				
												339	H	Florida A&M	96 31				

LAST 12 Division I GAMES:																			
62	H	Belmont	84 76	171	N	UAB	73 69												
252	H	Murray St.	98 77	88	A	Georgia	62 66												
270	H	ETSU	80 61	30	H	Kentucky	71 73												
2	H	Stanford	85 95	35	H	Missouri	64 66												
23	A	Texas	88 82	48	A	Auburn	78 69												
240	H	Stetson	65 55	68	A	Oklahoma St.	76 63												

Non-Div I Games:

Tennessee

Average RPI Win:	320	WON-LOST	WINNING	LAST 10	STRENGTH OF	OPP. STRENGTH	TEAM	ADJ.	CONF.	ADJ CONF.
Average RPI Loss:	152	RECORD	PCT. RANK	GAMES	SCHEDULE	OF SCHEDULE	RPI	RPI	RPI	RPI
DIV. I ONLY	1- 15	345	1-9	138	198	315	315	21	21	
DIV. I NON-CONF.	0- 12	336	0- 0	106	164	313	313	20	20	

TOTALS	RPI 1-25	RPI 26-50	W-L RECORDS	RPI 51-100	RPI 101-150	RPI 150+				
1- 15	0- 1	0- 1	OVERALL	0- 3	0- 1	1- 9				
1- 4	0- 0	0- 0	HOME	0- 0	0- 1	1- 3				
0- 8	0- 1	0- 1	AWAY	0- 1	0- 0	0- 5				
0- 3	0- 0	0- 0	NEUTRAL	0- 2	0- 0	0- 1				
0- 12	0- 1	0- 1	NON-CONFERENCE	0- 3	0- 0	0- 7				
0- 1	0- 0	0- 0	HOME	0- 0	0- 0	0- 1				
0- 8	0- 1	0- 1	AWAY	0- 1	0- 0	0- 5				
0- 3	0- 0	0- 0	NEUTRAL	0- 2	0- 0	0- 1				
1- 3	0- 0	0- 0	CONFERENCE	0- 0	0- 1	1- 2				
1- 3	0- 0	0- 0	HOME	0- 0	0- 1	1- 2				
0- 0	0- 0	0- 0	AWAY	0- 0	0- 0	0- 0				
0- 0	0- 0	0- 0	NEUTRAL	0- 0	0- 0	0- 0				

RPI 1-25				RPI 26-50				RPI 51-100				RPI 101+ Team's RPI: 315			
RPI	S	Opponent	Score	RPI	S	Opponent	Score	RPI	S	Opponent	Score	RPI	S	Opponent	Score
6	A	Louisville	52 107	36	A	DePaul	73 95	55	N	Arkansas	55 79	105	H	Tennessee Tech	59 69
								84	N	Pittsburgh	56 78	152	N	Wisconsin	53 58
								86	A	Troy	67 92	173	A	Vanderbilt	63 89
												176	H	South Alabama	56 78
												183	H	Morehead St.	62 85
												191	A	Ball St.	51 90
												194	H	Jacksonville St.	52 62
												254	A	Alabama A&M	57 67
												263	A	Marshall	59 80
												320	H	Eastern Ky.	60 38
												328	A	Lipscomb	62 64
LAST 12 Division I GAMES:															
				36	A	DePaul	73 95	183	H	Morehead St.	62 85				
				263	A	Marshall	59 80	320	H	Eastern Ky.	60 38				
				6	A	Louisville	52 107	194	H	Jacksonville St.	52 62				
				176	H	South Alabama	56 78	105	H	Tennessee Tech	59 69				
				84	N	Pittsburgh	56 78	191	A	Ball St.	51 90				
				152	N	Wisconsin	53 58	55	N	Arkansas	55 79				

Non-Div I Games:

Tennessee St.

Average RPI Win:	232	WON-LOST	WINNING	LAST 10	STRENGTH OF	OPP. STRENGTH	TEAM	ADJ.	CONF.	ADJ CONF.
Average RPI Loss:	100	RECORD	PCT. RANK	GAMES	SCHEDULE	OF SCHEDULE	RPI	RPI	RPI	RPI
DIV. I ONLY	10- 3	47	8-2	273	183	105	105	21	21	
DIV. I NON-CONF.	6- 3	91	0- 0	265	198	122	122	20	20	

TOTALS	RPI 1-25	RPI 26-50	W-L RECORDS	RPI 51-100	RPI 101-150	RPI 150+				
10- 3	0- 0	0- 0	OVERALL	2- 2	0- 0	8- 1				
5- 0	0- 0	0- 0	HOME	1- 0	0- 0	4- 0				
5- 2	0- 0	0- 0	AWAY	1- 1	0- 0	4- 1				
0- 1	0- 0	0- 0	NEUTRAL	0- 1	0- 0	0- 0				
6- 3	0- 0	0- 0	NON-CONFERENCE	1- 2	0- 0	5- 1				
3- 0	0- 0	0- 0	HOME	1- 0	0- 0	2- 0				
3- 2	0- 0	0- 0	AWAY	0- 1	0- 0	3- 1				
0- 1	0- 0	0- 0	NEUTRAL	0- 1	0- 0	0- 0				
4- 0	0- 0	0- 0	CONFERENCE	1- 0	0- 0	3- 0				
2- 0	0- 0	0- 0	HOME	0- 0	0- 0	2- 0				
2- 0	0- 0	0- 0	AWAY	1- 0	0- 0	1- 0				
0- 0	0- 0	0- 0	NEUTRAL	0- 0	0- 0	0- 0				

RPI 1-25				RPI 26-50				RPI 51-100				RPI 101+				Team's RPI: 105
RPI	S	Opponent	Score	RPI	S	Opponent	Score	RPI	S	Opponent	Score	RPI	S	Opponent	Score	
								55	A	Arkansas	42 65	166	A	Xavier	60 70	
								59	H	Middle Tenn.	68 64	201	H	UNC Asheville	60 53	
								62	A	Belmont	77 72	211	H	SIUE	79 55	
								78	N	Old Dominion	73 80	223	H	Eastern Ill.	99 88	
												266	A	Wichita St.	55 45	
												315	A	Tennessee St.	69 59	
												318	H	Western Caro.	77 58	
												328	A	Lipscomb	67 52	
												341	A	Charleston So.	77 55	

LAST 12 Division I GAMES:																
201	H	UNC Asheville	60 53	223	H	Eastern Ill.	99 88	55	A	Arkansas	42 65	211	H	SIUE	79 55	
266	A	Wichita St.	55 45	62	A	Belmont	77 72	78	N	Old Dominion	73 80	315	A	Tennessee St.	69 59	
341	A	Charleston So.	77 55	328	A	Lipscomb	67 52	77	H	Western Caro.	77 58	318	H	Western Caro.	77 58	
318	H	Western Caro.	77 58	59	H	Middle Tenn.	68 64									

Non-Div I Games: Tenn. Wesleyan 100 58 Cumberland (TN) 88 55

Tennessee Tech

Average RPI Win:	168	WON-LOST	WINNING	LAST 10	STRENGTH OF	OPP. STRENGTH	TEAM	ADJ.	CONF.	ADJ CONF.
Average RPI Loss:	20	RECORD	PCT. RANK	GAMES	SCHEDULE	OF SCHEDULE	RPI	RPI	RPI	RPI
DIV. I ONLY	14- 2	15	8-2	69	87	23	23	3	3	
DIV. I NON-CONF.	10- 2	37	2- 0	138	148	63	63	3	3	

TOTALS	RPI 1-25	RPI 26-50	W-L RECORDS	RPI 51-100	RPI 101-150	RPI 150+				
14- 2	1- 1	0- 1	OVERALL	3- 0	3- 0	7- 0				
7- 2	0- 1	0- 1	HOME	1- 0	1- 0	5- 0				
4- 0	1- 0	0- 0	AWAY	0- 0	1- 0	2- 0				
3- 0	0- 0	0- 0	NEUTRAL	2- 0	1- 0	0- 0				
10- 2	0- 1	0- 1	NON-CONFERENCE	2- 0	2- 0	6- 0				
5- 2	0- 1	0- 1	HOME	0- 0	1- 0	4- 0				
2- 0	0- 0	0- 0	AWAY	0- 0	0- 0	2- 0				
3- 0	0- 0	0- 0	NEUTRAL	2- 0	1- 0	0- 0				
4- 0	1- 0	0- 0	CONFERENCE	1- 0	1- 0	1- 0				
2- 0	0- 0	0- 0	HOME	1- 0	0- 0	1- 0				
2- 0	1- 0	0- 0	AWAY	0- 0	1- 0	0- 0				
0- 0	0- 0	0- 0	NEUTRAL	0- 0	0- 0	0- 0				

RPI	S	Opponent	Score	RPI	S	Opponent	Score	RPI	S	Opponent	Score	RPI	S	Opponent	Score
9	H	Mississippi St.	49 67	31	H	Tennessee	82 88	60	N	Michigan	69 52	103	N	Fordham	72 54
10	A	Iowa St.	64 62					68	H	Oklahoma St.	60 51	133	H	Duquesne	78 41
								70	N	Quinnipiac	56 55	135	A	West Virginia	70 58
												153	H	Oklahoma	73 63
												200	A	North Texas	64 54
												240	H	Stetson	65 46
												242	A	UTRGV	81 66
												261	H	UTSA	98 54
												329	H	Northwestern St.	104 66
												345	H	McNeese	96 40

LAST 12 Division I GAMES:															
68	H	Oklahoma St.	60 51	103	N	Fordham	72 54	60	N	Michigan	69 52	10	A	Iowa St.	64 62
329	H	Northwestern St.	104 66									153	H	Oklahoma	73 63
242	A	UTRGV	81 66									135	A	West Virginia	70 58
240	H	Stetson	65 46									261	H	UTSA	98 54
31	H	Tennessee	82 88												
9	H	Mississippi St.	49 67												

Non-Div I Games:

Texas

**T
e
x
a
s
A
&
M**

**T
e
x
a
s
A
&
M**

Texas A&M

Average RPI	Win:	257	WON-LOST	WINNING	LAST 10	STRENGTH OF	OPP. STRENGTH	TEAM	ADJ.	CONF.	ADJ CONF.
Average RPI	Loss:	142	RECORD	PCT. RANK	GAMES	SCHEDULE	OF SCHEDULE	RPI	RPI	RPI	RPI
DIV. I ONLY		3- 9		291	4-6	195	305	224	224	29	29
DIV. I NON-CONF.		2- 7		288	0- 0	44	319	178	178	26	26

TOTALS	RPI 1-25		RPI 26-50		W-L RECORDS	RPI 51-100		RPI 101-150		RPI 150+	
3- 9	0- 0		0- 1		OVERALL	0- 2		0- 2		3- 4	
0- 0	0- 0		0- 0		HOME	0- 0		0- 0		0- 0	
3- 7	0- 0		0- 1		AWAY	0- 2		0- 2		3- 2	
0- 2	0- 0		0- 0		NEUTRAL	0- 0		0- 0		0- 2	
2- 7	0- 0		0- 1		NON-CONFERENCE	0- 2		0- 2		2- 2	
0- 0	0- 0		0- 0		HOME	0- 0		0- 0		0- 0	
2- 5	0- 0		0- 1		AWAY	0- 2		0- 2		2- 0	
0- 2	0- 0		0- 0		NEUTRAL	0- 0		0- 0		0- 2	
1- 2	0- 0		0- 0		CONFERENCE	0- 0		0- 0		1- 2	
0- 0	0- 0		0- 0		HOME	0- 0		0- 0		0- 0	
1- 2	0- 0		0- 0		AWAY	0- 0		0- 0		1- 2	
0- 0	0- 0		0- 0		NEUTRAL	0- 0		0- 0		0- 0	

RPI 1-25				RPI 26-50				RPI 51-100				RPI 101+ Team's RPI: 224			
RPI	S	Opponent	Score	RPI	S	Opponent	Score	RPI	S	Opponent	Score	RPI	S	Opponent	Score
				32	A	Michigan St.	45 91	52	A	SFA	55 74	117	A	Rice	71 76
								72	A	Tulane	56 62	141	A	Texas Tech	55 75
												169	A	Southern U.	61 63
												170	N	Abilene Christian	39 81
												177	N	Nicholls St.	57 58
												192	A	Prairie View	52 44
												242	A	UTRGV	69 55
												338	A	Savannah St.	65 41
												351	A	Alcorn	52 53
LAST 12 Division I GAMES:															
				242	A	UTRGV	69 55	192	A	Prairie View	52 44				
				32	A	Michigan St.	45 91	169	A	Southern U.	61 63				
				338	A	Savannah St.	65 41	351	A	Alcorn	52 53				
				177	N	Nicholls St.	57 58	141	A	Texas Tech	55 75				
				170	N	Abilene Christian	39 81	52	A	SFA	55 74				
				117	A	Rice	71 76	72	A	Tulane	56 62				

Non-Div I Games: Huston-Tillotson 72 36 Paul Quinn 83 54

Texas Southern

Average RPI Win: 233

Average RPI Loss: 83

WON-LOST
RECORDWINNING
PCT. RANKLAST 10
GAMESSTRENGTH OF
SCHEDULEOPP. STRENGTH
OF SCHEDULETEAM
RPIADJ.
RPICONF.
RPIADJ CONF.
RPIDIV. I ONLY
DIV. I NON-CONF.6- 8
3- 7209
2565-5
0- 172
41175
178145
159145
15915
1615
16

TOTALS

RPI 1-25

RPI 26-50

W-L RECORDS

RPI 51-100

RPI 101-150

RPI 150+

6- 8

0- 0

0- 1

OVERALL

0- 4

0- 2

6- 1

2- 3

0- 0

0- 0

HOME

0- 0

0- 2

2- 1

4- 4

0- 0

0- 1

AWAY

0- 3

0- 0

4- 0

0- 1

0- 0

0- 0

NEUTRAL

0- 1

0- 0

0- 0

3- 7

0- 0

0- 1

NON-CONFERENCE

0- 4

0- 1

3- 1

1- 2

0- 0

0- 0

HOME

0- 0

0- 1

1- 1

2- 4

0- 0

0- 1

AWAY

0- 3

0- 0

2- 0

0- 1

0- 0

0- 0

NEUTRAL

0- 1

0- 0

0- 0

3- 1

0- 0

0- 0

CONFERENCE

0- 0

0- 1

3- 0

1- 1

0- 0

0- 0

HOME

0- 0

0- 1

1- 0

2- 0

0- 0

0- 0

AWAY

0- 0

0- 0

2- 0

0- 0

0- 0

0- 0

NEUTRAL

0- 0

0- 0

0- 0

RPI 1-25

RPI 26-50

RPI 51-100

RPI 101+

Team's RPI: 145

RPI S Opponent Score

RPI S Opponent Score

RPI S Opponent Score

RPI S Opponent Score

35 A Missouri 50 69

54 N Saint Mary's (CA) 62 89

110 H Montana St. 59 67

56 A New Mexico 51 82

112 H Appalachian St. 49 62

68 A Oklahoma St. 55 66

160 H Oral Roberts 64 81

72 A Tulane 61 67

177 H Nicholls St. 72 67

185 A Georgia St. 69 60

207 H Coastal Caro. 73 58

261 A UTSA 68 60

282 A Ga. Southern 64 52

288 A A&M-Corpus Christi 60 53

LAST 12 Division I GAMES:

185 A Georgia St. 69 60

72 A Tulane 61 67

282 A Ga. Southern 64 52

110 H Montana St. 59 67

54 N Saint Mary's (CA) 62 89

177 H Nicholls St. 72 67

35 A Missouri 50 69

112 H Appalachian St. 49 62

68 A Oklahoma St. 55 66

207 H Coastal Caro. 73 58

288 A A&M-Corpus Christi 60 53

160 H Oral Roberts 64 81

Non-Div I Games:

UNKNOWN

92 39

Tex. A&M Int'l

89 25

Texas St.

Loss, Non-Conf, S Site, H Home A Away N Neutral

Average RPI Win:	200	WON-LOST	WINNING	LAST 10	STRENGTH OF	OPP. STRENGTH	TEAM	ADJ.	CONF.	ADJ CONF.
Average RPI Loss:	106	RECORD	PCT. RANK	GAMES	SCHEDULE	OF SCHEDULE	RPI	RPI	RPI	RPI
DIV. I ONLY	10- 5	86	6-4	177	137	141	141	3	3	
DIV. I NON-CONF.	9- 2	43	0- 0	286	234	137	137	3	3	

TOTALS	RPI 1-25	RPI 26-50	W-L RECORDS	RPI 51-100	RPI 101-150	RPI 150+				
10- 5	0- 1	1- 0	OVERALL	1- 1	0- 1	8- 2				
9- 2	0- 1	1- 0	HOME	1- 0	0- 1	7- 0				
1- 3	0- 0	0- 0	AWAY	0- 1	0- 0	1- 2				
0- 0	0- 0	0- 0	NEUTRAL	0- 0	0- 0	0- 0				
9- 2	0- 0	0- 0	NON-CONFERENCE	1- 0	0- 1	8- 1				
8- 1	0- 0	0- 0	HOME	1- 0	0- 1	7- 0				
1- 1	0- 0	0- 0	AWAY	0- 0	0- 0	1- 1				
0- 0	0- 0	0- 0	NEUTRAL	0- 0	0- 0	0- 0				
1- 3	0- 1	1- 0	CONFERENCE	0- 1	0- 0	0- 1				
1- 1	0- 1	1- 0	HOME	0- 0	0- 0	0- 0				
0- 2	0- 0	0- 0	AWAY	0- 1	0- 0	0- 1				
0- 0	0- 0	0- 0	NEUTRAL	0- 0	0- 0	0- 0				

RPI 1-25				RPI 26-50				RPI 51-100				RPI 101+				Team's RPI: 141
RPI	S	Opponent	Score	RPI	S	Opponent	Score	RPI	S	Opponent	Score	RPI	S	Opponent	Score	
3	H	Bayl or	56 73	49	H	Kansas	69 66	52	H	SFA	77 69	106	H	Idaho	77 88	
								68	A	Okl ahoma St.	57 65	153	A	Okl ahoma	61 66	
												169	H	Southern U.	76 58	
												170	H	Abilene Christian	105 54	
												194	H	Jacksonville St.	71 58	
												202	A	Florida	67 72	
												224	H	Texas Southern	75 55	
												253	A	Nevada	86 67	
												288	H	A&M-Corpus Christi	78 61	
												289	H	Houston Baptist	82 76	
												311	H	La. -Monroe	86 42	
LAST 12 Division I GAMES:																
224	H	Texas Southern	75 55	68	A	Okl ahoma St.	57 65									
169	H	Southern U.	76 58	49	H	Kansas	69 66									
253	A	Nevada	86 67	3	H	Bayl or	56 73									
202	A	Florida	67 72	153	A	Okl ahoma	61 66									
52	H	SFA	77 69	170	H	Abilene Christian	105 54									
289	H	Houston Baptist	82 76	288	H	A&M-Corpus Christi	78 61									

Non-Div I Games:

Texas Tech

T
o
l
e
d
o

Toledo				Through Games Of Jan. 15, 2019							
Average RPI	Win:	222	WON-LOST	WINNING	LAST 10	STRENGTH OF	OPP. STRENGTH	TEAM	ADJ.	CONF.	ADJ CONF.
Average RPI	Loss:	79	RECORD	PCT. RANK	GAMES	SCHEDULE	OF SCHEDULE	RPI	RPI	RPI	RPI
DIV. I ONLY			9- 5	97	7-3	161	132	109	109	8	8
DIV. I NON-CONF.			8- 3	72	0- 0	197	117	82	82	8	8

TOTALS		RPI 1-25	RPI 26-50		W-L RECORDS		RPI 51-100	RPI 101-150	RPI 150+		
9- 5		0- 1	0- 0		OVERALL		1- 3	2- 1	6- 0		
5- 2		0- 1	0- 0		HOME		0- 1	2- 0	3- 0		
4- 3		0- 0	0- 0		AWAY		1- 2	0- 1	3- 0		
0- 0		0- 0	0- 0		NEUTRAL		0- 0	0- 0	0- 0		
8- 3		0- 1	0- 0		NON-CONFERENCE		1- 2	2- 0	5- 0		
4- 1		0- 1	0- 0		HOME		0- 0	2- 0	2- 0		
4- 2		0- 0	0- 0		AWAY		1- 2	0- 0	3- 0		
0- 0		0- 0	0- 0		NEUTRAL		0- 0	0- 0	0- 0		
1- 2		0- 0	0- 0		CONFERENCE		0- 1	0- 1	1- 0		
1- 1		0- 0	0- 0		HOME		0- 1	0- 0	1- 0		
0- 1		0- 0	0- 0		AWAY		0- 0	0- 1	0- 0		
0- 0		0- 0	0- 0		NEUTRAL		0- 0	0- 0	0- 0		

RPI 1-25				RPI 26-50				RPI 51-100				RPI 101+ Team's RPI: 109			
RPI	S	Opponent	Score	RPI	S	Opponent	Score	RPI	S	Opponent	Score	RPI	S	Opponent	Score
1	H	Notre Dame	56 72					62	A	Bel mont	78 69	133	H	Duquesne	65 52
								71	H	Kent St.	47 58	134	H	Stony Brook	80 48
								85	A	Main e	59 73	140	A	Mi ami (OH)	64 65
								99	A	Dayton	49 70	191	H	Ball St.	65 58
												260	A	Cleveland St.	65 60
												272	A	Memphi s	58 48
												306	A	Val parai so	65 59
												312	H	Iona	84 38
												332	H	Detroit Mercy	77 60

LAST 12 Division I GAMES:															
1	H	Notre Dame	56 72	71	H	Kent St.	47 58								
260	A	Cleveland St.	65 60	140	A	Mi ami (OH)	64 65								
272	A	Memphi s	58 48	191	H	Ball St.	65 58								
62	A	Bel mont	78 69	332	H	Detroit Mercy	77 60								
306	A	Val parai so	65 59	134	H	Stony Brook	80 48								
99	A	Dayton	49 70	133	H	Duquesne	65 52								

Non-Di v I Games:

Tol edo

T
o
l
e
d
o

Average RPI Win:	220	WON-LOST	WINNING	LAST 10	STRENGTH OF	OPP. STRENGTH	TEAM	ADJ.	CONF.	ADJ CONF.
Average RPI Loss:	131	RECORD	PCT. RANK	GAMES	SCHEDULE	OF SCHEDULE	RPI	RPI	RPI	RPI
DIV. I ONLY	10- 5	86	7-3	210	128	90	90	10	10	
DIV. I NON-CONF.	6- 5	143	0- 0	274	149	154	154	13	13	

TOTALS	RPI 1-25	RPI 26-50	W-L RECORDS	RPI 51-100	RPI 101-150	RPI 150+				
10- 5	0- 1	1- 0	OVERALL	0- 1	0- 1	9- 2				
5- 0	0- 0	1- 0	HOME	0- 0	0- 0	4- 0				
5- 5	0- 1	0- 0	AWAY	0- 1	0- 1	5- 2				
0- 0	0- 0	0- 0	NEUTRAL	0- 0	0- 0	0- 0				
6- 5	0- 1	0- 0	NON-CONFERENCE	0- 1	0- 1	6- 2				
3- 0	0- 0	0- 0	HOME	0- 0	0- 0	3- 0				
3- 5	0- 1	0- 0	AWAY	0- 1	0- 1	3- 2				
0- 0	0- 0	0- 0	NEUTRAL	0- 0	0- 0	0- 0				
4- 0	0- 0	1- 0	CONFERENCE	0- 0	0- 0	3- 0				
2- 0	0- 0	1- 0	HOME	0- 0	0- 0	1- 0				
2- 0	0- 0	0- 0	AWAY	0- 0	0- 0	2- 0				
0- 0	0- 0	0- 0	NEUTRAL	0- 0	0- 0	0- 0				

RPI	S	Opponent	Score	RPI	S	Opponent	Score	RPI	S	Opponent	Score	RPI	S	Opponent	Score
4	A	Syracuse	55 98	29	H	Northeastern	88 83	91	A	Wake Forest	53 60	135	A	West Virginia	43 90
												157	A	Drexel	55 54
												181	H	Massachusetts	78 53
												189	A	George Washington	63 76
												196	A	Delaware	56 48
												231	H	Hofstra	92 68
												234	A	Mt. St. Mary's	78 87
												256	H	La Salle	92 68
												263	A	Marshall	76 69
												281	A	Saint Joseph's	73 52
												295	A	UMBC	71 62
												314	H	Loyola Maryland	62 57

LAST 12 Division I GAMES:															
135	A	West Virginia	43 90	231	H	Hofstra	92 68								
281	A	Saint Joseph's	73 52	29	H	Northeastern	88 83								
314	H	Loyola Maryland	62 57	196	A	Delaware	56 48								
4	A	Syracuse	55 98	157	A	Drexel	55 54								
189	A	George Washington	63 76	263	A	Marshall	76 69								
234	A	Mt. St. Mary's	78 87	295	A	UMBC	71 62								

Non-Div I Games:

Towson

Average RPI	Win:	209	WON-LOST	WINNING	LAST 10	STRENGTH OF	OPP. STRENGTH	TEAM	ADJ.	CONF.	ADJ CONF.
Average RPI	Loss:	43	RECORD	PCT. RANK	GAMES	SCHEDULE	OF SCHEDULE	RPI	RPI	RPI	RPI
DIV. I ONLY		12- 2		22	9-1	284	85	86	86	15	15
DIV. I NON-CONF.		8- 2		51	0- 0	324	109	139	139	16	16

TOTALS	RPI 1-25		RPI 26-50		W-L RECORDS	RPI 51-100		RPI 101-150		RPI 150+	
12- 2	0- 0		0- 1		OVERALL	0- 1		3- 0		9- 0	
5- 1	0- 0		0- 0		HOME	0- 1		2- 0		3- 0	
5- 1	0- 0		0- 1		AWAY	0- 0		1- 0		4- 0	
2- 0	0- 0		0- 0		NEUTRAL	0- 0		0- 0		2- 0	
8- 2	0- 0		0- 1		NON-CONFERENCE	0- 1		0- 0		8- 0	
3- 1	0- 0		0- 0		HOME	0- 1		0- 0		3- 0	
3- 1	0- 0		0- 1		AWAY	0- 0		0- 0		3- 0	
2- 0	0- 0		0- 0		NEUTRAL	0- 0		0- 0		2- 0	
4- 0	0- 0		0- 0		CONFERENCE	0- 0		3- 0		1- 0	
2- 0	0- 0		0- 0		HOME	0- 0		2- 0		0- 0	
2- 0	0- 0		0- 0		AWAY	0- 0		1- 0		1- 0	
0- 0	0- 0		0- 0		NEUTRAL	0- 0		0- 0		0- 0	

RPI 1-25				RPI 26-50				RPI 51-100				Team's RPI: 86				RPI 101+			
RPI	S	Opponent	Score	RPI	S	Opponent	Score	RPI	S	Opponent	Score	RPI	S	Opponent	Score	RPI	S	Opponent	Score
				26	A	Florida St.	67 103					59	H	Middle Tenn.	64 67	112	A	Appalachian St.	83 72
																122	H	Arkansas St.	87 79
																129	H	Little Rock	71 66
																187	A	Ole Miss	71 54
																194	A	Jacksonville St.	89 63
																207	A	Coastal Caro.	82 81
																217	H	Samford	72 52
																218	N	Sam Houston St.	84 79
																262	H	Alabama St.	116 46
																269	N	Mississippi Val.	75 54
																270	A	ETSU	84 66
																315	H	Tennessee St.	92 67
LAST 12 Division I GAMES:																			
				187	A	Ole Miss	71 54					122	H	Arkansas St.	87 79				
				59	H	Middle Tenn.	64 67					129	H	Little Rock	71 66				
				262	H	Alabama St.	116 46					112	A	Appalachian St.	83 72				
				269	N	Mississippi Val.	75 54					207	A	Coastal Caro.	82 81				
				218	N	Sam Houston St.	84 79					194	A	Jacksonville St.	89 63				
				270	A	ETSU	84 66					315	H	Tennessee St.	92 67				

Non-Div I Games: Talladega 91 70

Troy

RPI 1-25				RPI 26-50				RPI 51-100				Team's RPI : 72				RPI 101+			
RPI	S	Opponent	Score	RPI	S	Opponent	Score	RPI	S	Opponent	Score	RPI	S	Opponent	Score	RPI	S	Opponent	Score
18	N	Central Mich.	68 57	50	A	LSU	56 54	78	H	Old Domini on	48 56	113	A	Al abama	58 69				
24	N	Cal i forni a	57 65					100	H	Washi ngton	63 51	145	H	Texas St.	67 61				
												177	H	Ni chol l s St.	71 46				
												198	H	East Carol i na	68 57				
												224	H	Texas Southern	62 56				
												229	H	Southern Mi ss.	71 54				
												233	A	SMU	61 43				
												250	A	Temple	66 57				
												260	N	Cleveland St.	81 72				
												275	H	Fl a. Atlantic	88 45				
												339	N	Fl ori da A&M	78 34				
LAST 12 Di vi si on I GAMES:																			
18	N	Central Mich.	68 57	145	H	Texas St.	67 61												
78	H	Old Domini on	48 56	233	A	SMU	61 43												
113	A	Al abama	58 69	250	A	Temple	66 57												
177	H	Ni chol l s St.	71 46	198	H	East Carol i na	68 57												
229	H	Southern Mi ss.	71 54	339	N	Fl ori da A&M	78 34												
275	H	Fl a. Atlantic	88 45	260	N	Cleveland St.	81 72												

Tulane

Average RPI	Win:	210	WON-LOST	WINNING	LAST 10	STRENGTH OF	OPP. STRENGTH	TEAM	ADJ.	CONF.	ADJ CONF.
Average RPI	Loss:	83	RECORD	PCT. RANK	GAMES	SCHEDULE	OF SCHEDULE	RPI	RPI	RPI	RPI
DIV. I ONLY		9- 7		133	6-4	133	91	127	127	9	9
DIV. I NON-CONF.		6- 7		172	0- 1	127	40	150	150	9	9
<hr/>											
TOTALS	RPI 1-25		RPI 26-50		W-L RECORDS	RPI 51-100		RPI 101-150		RPI 150+	
9- 7	0- 1		0- 0		OVERALL	0- 3		1- 3		8- 0	
6- 2	0- 0		0- 0		HOME	0- 1		0- 1		6- 0	
2- 5	0- 1		0- 0		AWAY	0- 2		0- 2		2- 0	
1- 0	0- 0		0- 0		NEUTRAL	0- 0		1- 0		0- 0	
6- 7	0- 1		0- 0		NON-CONFERENCE	0- 3		1- 3		5- 0	
4- 2	0- 0		0- 0		HOME	0- 1		0- 1		4- 0	
1- 5	0- 1		0- 0		AWAY	0- 2		0- 2		1- 0	
1- 0	0- 0		0- 0		NEUTRAL	0- 0		1- 0		0- 0	
3- 0	0- 0		0- 0		CONFERENCE	0- 0		0- 0		3- 0	
2- 0	0- 0		0- 0		HOME	0- 0		0- 0		2- 0	
1- 0	0- 0		0- 0		AWAY	0- 0		0- 0		1- 0	
0- 0	0- 0		0- 0		NEUTRAL	0- 0		0- 0		0- 0	

RPI	S	Opponent	Score	RPI	S	Opponent	Score	RPI	S	Opponent	Score	RPI	S	Opponent	Score
15	A	Arizona St.	52 70					52	A	SFA	34 76	113	N	Alabama	80 73
								55	H	Arkansas	59 61	122	A	Arkansas St.	60 73
								62	A	Bel mont	53 78	129	H	Little Rock	53 63
												144	A	Ameri can	52 68
												160	A	Oral Roberts	76 68
												170	H	Abilene Christian	75 63
												197	H	Saint Louis	86 75
												198	A	East Carolina	75 55
												240	H	Stetson	55 54
												266	H	Wi chi ta St.	63 49
												272	H	Memphi s	46 39
												273	H	UTEP	66 45
<hr/>															
LAST 12 Division I GAMES:															
55	H	Arkansas	59 61	15	A	Arizona St.	52 70	198	A	East Caroli na	75 55	272	H	Memphi s	46 39
129	H	Little Rock	53 63					266	H	Wi chi ta St.	63 49	273	H	UTEP	66 45
122	A	Arkansas St.	60 73					197	H	Saint Louis	86 75				
113	N	Alabama	80 73												
170	H	Abilene Christian	75 63												
52	A	SFA	34 76												

Non-Div I Games:

Tul sa

Average RPI Win:	250	WON-LOST	WINNING	LAST 10	STRENGTH OF	OPP. STRENGTH	TEAM	ADJ.	CONF.	ADJ CONF.
Average RPI Loss:	91	RECORD	PCT. RANK	GAMES	SCHEDULE	OF SCHEDULE	RPI	RPI	RPI	RPI
DIV. I ONLY	14- 2	15	9-1	349	140	171	171	16	16	
DIV. I NON-CONF.	11- 1	13	0- 1	342	161	140	140	19	19	

TOTALS	RPI 1-25	RPI 26-50	W-L RECORDS	RPI 51-100	RPI 101-150	RPI 150+				
14- 2	0- 0	0- 1	OVERALL	1- 0	1- 0	12- 1				
6- 1	0- 0	0- 0	HOME	0- 0	1- 0	5- 1				
6- 0	0- 0	0- 0	AWAY	1- 0	0- 0	5- 0				
2- 1	0- 0	0- 1	NEUTRAL	0- 0	0- 0	2- 0				
11- 1	0- 0	0- 1	NON-CONFERENCE	1- 0	1- 0	9- 0				
5- 0	0- 0	0- 0	HOME	0- 0	1- 0	4- 0				
4- 0	0- 0	0- 0	AWAY	1- 0	0- 0	3- 0				
2- 1	0- 0	0- 1	NEUTRAL	0- 0	0- 0	2- 0				
3- 1	0- 0	0- 0	CONFERENCE	0- 0	0- 0	3- 1				
1- 1	0- 0	0- 0	HOME	0- 0	0- 0	1- 1				
2- 0	0- 0	0- 0	AWAY	0- 0	0- 0	2- 0				
0- 0	0- 0	0- 0	NEUTRAL	0- 0	0- 0	0- 0				

U

U

A

A

B

B

RPI 1-25				RPI 26-50				RPI 51-100				RPI 101+				Team's RPI: 171
RPI	S	Opponent	Score	RPI	S	Opponent	Score	RPI	S	Opponent	Score	RPI	S	Opponent	Score	
				31	N	Tennessee	69 73	82	A	FGCU	62 60	112	H	Appalachian St.	80 61	
												151	H	Louisiana Tech	68 73	
												153	N	Oklahoma	89 84	
												217	A	Samford	66 41	
												229	H	Southern Miss.	71 60	
												254	H	Alabama A&M	82 47	
												262	A	Alabama St.	62 47	
												272	H	Memphis	85 54	
												275	A	Fla. Atlantic	89 64	
												287	N	Coppin St.	86 61	
												316	A	FIU	83 59	
												342	A	Chicago St.	90 45	
												345	H	McNeese	91 48	
												351	H	Alcorn	80 53	
LAST 12 Division I GAMES:																
				82	A	FGCU	62 60	31	N	Tennessee	69 73	229	H	Southern Miss.	71 60	
				287	N	Coppin St.	86 61	151	H	Louisiana Tech	68 73	316	A	FIU	83 59	
				262	A	Alabama St.	62 47	275	A	Fla. Atlantic	89 64	254	H	Alabama A&M	82 47	
				345	H	McNeese	91 48									
				217	A	Samford	66 41									
				351	H	Alcorn	80 53									

Non-Div I Games: Ala.-Huntsville 83 58

UAB

Average RPI Win:	204
Average RPI Loss:	128

DIV. I ONLY	8- 6	126	7-3	234	61	139	139	22	22
DIV. I NON-CONF.	7- 5	132	0- 1	205	44	109	109	21	21
TOTALS	RPI 1-25	RPI 26-50	W-L RECORDS	RPI 51-100	RPI 101-150	RPI 150+			
8- 6	0- 1	0- 0	OVERALL	2- 1	0- 2	6- 2			
3- 1	0- 0	0- 0	HOME	1- 1	0- 0	2- 0			
4- 5	0- 1	0- 0	AWAY	1- 0	0- 2	3- 2			
1- 0	0- 0	0- 0	NEUTRAL	0- 0	0- 0	1- 0			
7- 5	0- 1	0- 0	NON-CONFERENCE	2- 1	0- 2	5- 1			
3- 1	0- 0	0- 0	HOME	1- 1	0- 0	2- 0			
3- 4	0- 1	0- 0	AWAY	1- 0	0- 2	2- 1			
1- 0	0- 0	0- 0	NEUTRAL	0- 0	0- 0	1- 0			
1- 1	0- 0	0- 0	CONFERENCE	0- 0	0- 0	1- 1			
0- 0	0- 0	0- 0	HOME	0- 0	0- 0	0- 0			
1- 1	0- 0	0- 0	AWAY	0- 0	0- 0	1- 1			
0- 0	0- 0	0- 0	NEUTRAL	0- 0	0- 0	0- 0			

RPI 1-25				RPI 26-50				RPI 51-100				RPI 101+ Team's RPI: 139			
RPI	S	Opponent	Score	RPI	S	Opponent	Score	RPI	S	Opponent	Score	RPI	S	Opponent	Score
2	A	Stanford	43 71					54	H	Saint Mary's (CA)	76 74	126	A	Loyola Marymount	53 60
								76	H	Pacific	80 83	148	A	Portland St.	50 65
								95	A	Washington St.	75 62	154	A	Montana	56 62
												199	H	Southern Utah	68 45
												210	A	UC Riverside	67 59
												244	A	Sacramento St.	109 60
												245	A	San Francisco	70 68
												253	N	Nevada	84 68
												264	A	Hawaii	60 65
												335	H	Seattle U	76 59
Team's RPI: 139															
LAST 12 Division I GAMES:															
335	H	Seattle U	76 59	154	A	Montana	56 62								
244	A	Sacramento St.	109 60	264	A	Hawaii	60 65								
253	N	Nevada	84 68	210	A	UC Riverside	67 59								
126	A	Loyola Marymount	53 60	54	H	Saint Mary's (CA)	76 74								
199	H	Southern Utah	68 45	245	A	San Francisco	70 68								
95	A	Washington St.	75 62	148	A	Portland St.	50 65								

UC Davi s

UC Irvine				Through Games Of Jan. 15, 2019								
Average RPI	Win:	237	WON-LOST	WINNING	LAST 10		STRENGTH OF	OPP. STRENGTH	TEAM	ADJ.	CONF.	ADJ. CONF.
Average RPI	Loss:	105	RECORD	PCT. RANK	GAMES		SCHEDULE	OF SCHEDULE	RPI	RPI	RPI	RPI
DIV. I ONLY			11- 2	23	8-2		325	160	132	132	22	22
DIV. I NON-CONF.			9- 2	43	0- 0		316	151	130	130	21	21

TOTALS	RPI 1-25			RPI 26-50		W-L RECORDS		RPI 51-100		RPI 101-150		RPI 150+
11- 2	0- 1			0- 0		OVERALL		0- 0		3- 0		8- 1
5- 1	0- 0			0- 0		HOME		0- 0		0- 0		5- 1
4- 1	0- 1			0- 0		AWAY		0- 0		2- 0		2- 0
2- 0	0- 0			0- 0		NEUTRAL		0- 0		1- 0		1- 0
9- 2	0- 1			0- 0		NON-CONFERENCE		0- 0		3- 0		6- 1
4- 1	0- 0			0- 0		HOME		0- 0		0- 0		4- 1
3- 1	0- 1			0- 0		AWAY		0- 0		2- 0		1- 0
2- 0	0- 0			0- 0		NEUTRAL		0- 0		1- 0		1- 0
2- 0	0- 0			0- 0		CONFERENCE		0- 0		0- 0		2- 0
1- 0	0- 0			0- 0		HOME		0- 0		0- 0		1- 0
1- 0	0- 0			0- 0		AWAY		0- 0		0- 0		1- 0
0- 0	0- 0			0- 0		NEUTRAL		0- 0		0- 0		0- 0

RPI 1-25				RPI 26-50				RPI 51-100				RPI 101+ Team's RPI: 132			
RPI	S	Opponent	Score	RPI	S	Opponent	Score	RPI	S	Opponent	Score	RPI	S	Opponent	Score
5	A	Oregon	69 115									143	A	Portland	84 69
												146	N	Indiana St.	77 61
												148	A	Portland St.	73 68
												161	H	CSUN	65 61
												199	H	Southern Utah	75 58
												204	H	San Diego St.	70 78
												235	H	UNLV	57 55
												290	H	CSU Bakersfield	85 78
												291	A	Cal Poly	75 59
												307	A	San Jose St.	74 66
												335	H	Seattle U	65 60
												350	N	LIU Brooklyn	84 71

LAST 12 Division I GAMES:															
143	A	Portland	84 69	161	H	CSUN	65 61								
204	H	San Diego St.	70 78	291	A	Cal Poly	75 59								
307	A	San Jose St.	74 66	335	H	Seattle U	65 60								
290	H	CSU Bakersfield	85 78	5	A	Oregon	69 115								
146	N	Indiana St.	77 61	148	A	Portland St.	73 68								
350	N	LIU Brooklyn	84 71	199	H	Southern Utah	75 58								

Non-Div I Games: LIFE Pacific 105 31

Average RPI Win:	234	WON-LOST	WINNING	LAST 10	STRENGTH OF	OPP. STRENGTH	TEAM	ADJ.	CONF.	ADJ CONF.
Average RPI Loss:	129	RECORD	PCT. RANK	GAMES	SCHEDULE	OF SCHEDULE	RPI	RPI	RPI	RPI
DIV. I ONLY	6- 10	238	4-6	199	147	210	210	22	22	
DIV. I NON-CONF.	6- 8	199	1- 0	169	140	185	185	21	21	

TOTALS	RPI 1-25	RPI 26-50	W-L RECORDS	RPI 51-100	RPI 101-150	RPI 150+				
6- 10	0- 1	0- 2	OVERALL	0- 2	0- 1	6- 4				
3- 2	0- 0	0- 0	HOME	0- 0	0- 1	3- 1				
2- 5	0- 0	0- 1	AWAY	0- 2	0- 0	2- 2				
1- 3	0- 1	0- 1	NEUTRAL	0- 0	0- 0	1- 1				
6- 8	0- 1	0- 2	NON-CONFERENCE	0- 2	0- 0	6- 3				
3- 0	0- 0	0- 0	HOME	0- 0	0- 0	3- 0				
2- 5	0- 0	0- 1	AWAY	0- 2	0- 0	2- 2				
1- 3	0- 1	0- 1	NEUTRAL	0- 0	0- 0	1- 1				
0- 2	0- 0	0- 0	CONFERENCE	0- 0	0- 1	0- 1				
0- 2	0- 0	0- 0	HOME	0- 0	0- 1	0- 1				
0- 0	0- 0	0- 0	AWAY	0- 0	0- 0	0- 0				
0- 0	0- 0	0- 0	NEUTRAL	0- 0	0- 0	0- 0				

RPI 1-25				RPI 26-50				RPI 51-100				RPI 101+ Team's RPI: 210			
RPI	S	Opponent	Score	RPI	S	Opponent	Score	RPI	S	Opponent	Score	RPI	S	Opponent	Score
5	N	Oregon	44 94	28	A	BYU	70 72	61	A	Southern California	55 73	139	H	UC Davis	59 67
				39	N	Texas A&M	63 70	68	A	Oklahoma St.	51 76	182	N	Milwaukee	54 56
												186	H	New Mexico St.	65 64
												190	N	Eastern Wash.	57 45
												199	H	Southern Utah	56 50
												207	H	Coastal Caro.	62 43
												216	H	Long Beach St.	45 63
												258	A	Utah Valley	53 56
												290	A	CSU Bakersfield	79 67
												292	A	California Baptist	57 65
												330	A	Weber St.	71 39

LAST 12 Division I GAMES:															
				258	A	Utah Valley	53 56	199	H	Southern Utah	56 50				
				330	A	Weber St.	71 39	216	H	Long Beach St.	45 63				
				190	N	Eastern Wash.	57 45	139	H	UC Davis	59 67				
				39	N	Texas A&M	63 70	290	A	CSU Bakersfield	79 67				
				292	A	California Baptist	57 65	186	H	New Mexico St.	65 64				
				182	N	Milwaukee	54 56	5	N	Oregon	44 94				

Non-Div I Games:

UC Riverside

UC Santa Barbara				Through Games Of Jan. 15, 2019								
Average RPI	Win:	254	WON-LOST	WINNING	LAST 10	STRENGTH OF	OPP. STRENGTH	TEAM	ADJ.	CONF.	ADJ CONF.	
Average RPI	Loss:	171	RECORD	PCT. RANK	GAMES	SCHEDULE	OF SCHEDULE	RPI	RPI	RPI	RPI	
DIV. I ONLY		3- 12		306	3-7	274	179	317	317	22	22	
DIV. I NON-CONF.		3- 10		278	1- 0	254	182	297	297	21	21	

TOTALS		RPI 1-25		RPI 26-50		W-L RECORDS		RPI 51-100		RPI 101-150		RPI 150+
3- 12		0- 1		0- 0		OVERALL		0- 3		0- 1		3- 7
1- 5		0- 0		0- 0		HOME		0- 1		0- 1		1- 3
1- 7		0- 1		0- 0		AWAY		0- 2		0- 0		1- 4
1- 0		0- 0		0- 0		NEUTRAL		0- 0		0- 0		1- 0
3- 10		0- 1		0- 0		NON-CONFERENCE		0- 3		0- 1		3- 5
1- 5		0- 0		0- 0		HOME		0- 1		0- 1		1- 3
1- 5		0- 1		0- 0		AWAY		0- 2		0- 0		1- 2
1- 0		0- 0		0- 0		NEUTRAL		0- 0		0- 0		1- 0
0- 2		0- 0		0- 0		CONFERENCE		0- 0		0- 0		0- 2
0- 0		0- 0		0- 0		HOME		0- 0		0- 0		0- 0
0- 2		0- 0		0- 0		AWAY		0- 0		0- 0		0- 2
0- 0		0- 0		0- 0		NEUTRAL		0- 0		0- 0		0- 0

RPI 1-25				RPI 26-50				RPI 51-100				RPI 101+ Team's RPI: 317			
RPI	S	Opponent	Score	RPI	S	Opponent	Score	RPI	S	Opponent	Score	RPI	S	Opponent	Score
24	A	Cal i forn i a	45 69					54	H	Saint Mary's (CA)	55 80	126	H	Loyol a Marymount	57 70
								61	A	Southern Cal i forn i a	39 82	161	A	CSUN	65 73
								76	A	Paci fi c	53 69	186	H	New Mexico St.	73 81
												204	A	San Diego St.	63 58
												225	N	Dartmouth	62 56
												235	A	UNLV	51 69
												258	A	Utah Valley	54 63
												290	H	CSU Bakersfi el d	48 56
												291	A	Cal Poly	67 75
												292	H	Cal i forn i a Bapti st	64 76
												333	H	Grand Canyon	66 55

LAST 12 Divi s i on I GAMES:															
292	H	Cal i forn i a Bapti st	64 76	225	N	Dartmouth	62 56								
24	A	Cal i forn i a	45 69	291	A	Cal Poly	67 75								
76	A	Paci fi c	53 69	161	A	CSUN	65 73								
333	H	Grand Canyon	66 55	186	H	New Mexico St.	73 81								
54	H	Saint Mary's (CA)	55 80	204	A	San Diego St.	63 58								
235	A	UNLV	51 69	126	H	Loyol a Marymount	57 70								

Non-Di v I Games:

Average RPI Win:	161	WON-LOST	WINNING	LAST 10	STRENGTH OF	OPP. STRENGTH	TEAM	ADJ.	CONF.	ADJ CONF.
Average RPI Loss:	11	RECORD	PCT. RANK	GAMES	SCHEDULE	OF SCHEDULE	RPI	RPI	RPI	RPI
DIV. I ONLY	14- 2	15	9-1	113	30	19	19	9	9	
DIV. I NON-CONF.	11- 2	33	0- 0	124	11	20	20	9	9	

TOTALS	RPI 1-25	RPI 26-50	W-L RECORDS	RPI 51-100	RPI 101-150	RPI 150+				
14- 2	0- 2	0- 0	OVERALL	4- 0	4- 0	6- 0				
5- 0	0- 0	0- 0	HOME	2- 0	2- 0	1- 0				
8- 1	0- 1	0- 0	AWAY	2- 0	2- 0	4- 0				
1- 1	0- 1	0- 0	NEUTRAL	0- 0	0- 0	1- 0				
11- 2	0- 2	0- 0	NON-CONFERENCE	4- 0	2- 0	5- 0				
4- 0	0- 0	0- 0	HOME	2- 0	1- 0	1- 0				
6- 1	0- 1	0- 0	AWAY	2- 0	1- 0	3- 0				
1- 1	0- 1	0- 0	NEUTRAL	0- 0	0- 0	1- 0				
3- 0	0- 0	0- 0	CONFERENCE	0- 0	2- 0	1- 0				
1- 0	0- 0	0- 0	HOME	0- 0	1- 0	0- 0				
2- 0	0- 0	0- 0	AWAY	0- 0	1- 0	1- 0				
0- 0	0- 0	0- 0	NEUTRAL	0- 0	0- 0	0- 0				

RPI	S	Opponent	Score	RPI	S	Opponent	Score	RPI	S	Opponent	Score	RPI	S	Opponent	Score
4	N	Syracuse	52 57					53	H	Villanova	71 56	130	H	Cincinnati	56 55
18	A	Central Mich.	68 75					70	A	Quinnipiac	47 45	131	H	Chattanooga	75 37
								76	H	Pacific	64 57	133	A	Duquesne	71 63
								84	A	Pittsburgh	61 58	147	A	South Fla.	62 49
												174	A	Mercer	76 42
												196	A	Delaware	71 60
												240	A	Stetson	78 55
												268	N	Liberty	53 45
												272	A	Memphis	68 55
												285	H	Richmond	70 48

LAST 12 Division I GAMES:															
268	N	Liberty	53 45	130	H	Cincinnati	56 55								
76	H	Pacific	64 57	147	A	South Fla.	62 49								
133	A	Duquesne	71 63	272	A	Memphis	68 55								
196	A	Delaware	71 60	70	A	Quinnipiac	47 45								
131	H	Chattanooga	75 37	4	N	Syracuse	52 57								
53	H	Villanova	71 56	285	H	Richmond	70 48								

Non-Div I Games:

UCF

Average RPI	Win:	130	WON-LOST	WINNING	LAST 10	STRENGTH OF	OPP. STRENGTH	TEAM	ADJ.	CONF.	ADJ CONF.
Average RPI	Loss:	51	RECORD	PCT. RANK	GAMES	SCHEDULE	OF SCHEDULE	RPI	RPI	RPI	RPI
DIV. I ONLY		9- 8		161	6-4	3	78	38	38	2	2
DIV. I NON-CONF.		7- 5		132	0- 0	23	175	72	72	2	2

TOTALS	RPI 1-25		RPI 26-50		W-L RECORDS	RPI 51-100		RPI 101-150		RPI 150+	
9- 8	1- 3		0- 3		OVERALL	5- 0		1- 2		2- 0	
6- 3	0- 2		0- 1		HOME	4- 0		1- 0		1- 0	
3- 2	1- 1		0- 0		AWAY	1- 0		0- 1		1- 0	
0- 3	0- 0		0- 2		NEUTRAL	0- 0		0- 1		0- 0	
7- 5	0- 1		0- 2		NON-CONFERENCE	4- 0		1- 2		2- 0	
6- 1	0- 1		0- 0		HOME	4- 0		1- 0		1- 0	
1- 1	0- 0		0- 0		AWAY	0- 0		0- 1		1- 0	
0- 3	0- 0		0- 2		NEUTRAL	0- 0		0- 1		0- 0	
2- 3	1- 2		0- 1		CONFERENCE	1- 0		0- 0		0- 0	
0- 2	0- 1		0- 1		HOME	0- 0		0- 0		0- 0	
2- 1	1- 1		0- 0		AWAY	1- 0		0- 0		0- 0	
0- 0	0- 0		0- 0		NEUTRAL	0- 0		0- 0		0- 0	

RPI 1-25				RPI 26-50				RPI 51-100				RPI 101+			
RPI	S	Opponent	Score	RPI	S	Opponent	Score	RPI	S	Opponent	Score	RPI	S	Opponent	Score
2	A	Stanford	80 86	30	N	Kentucky	74 75	61	A	Southern Cal i forni a	72 65	117	H	Ri ce	59 50
5	H	Oregon	52 72	33	H	Oregon St.	73 83	68	H	Okla homa St.	71 59	126	A	Loyol a Marymount	63 69
16	H	I ndi ana	65 67	47	N	North Carol i na	49 83	87	H	Seton Hall	78 62	147	N	South Fla.	56 60
24	A	Cal i forni a	84 79					88	H	Georgia	80 69	291	H	Cal Poly	81 35
								96	H	Fresno St.	89 80	337	A	UIC	78 47

LAST 12 Division I GAMES:															
291	H	Cal Poly	81 35	5	H	Oregon	52 72	33	H	Oregon St.	73 83				
337	A	UIC	78 47	2	A	Stanford	80 86	24	A	Cal i forni a	84 79				
68	H	Okla homa St.	71 59	61	A	Southern Cal i forni a	72 65	30	N	Kentucky	74 75				
96	H	Fresno St.	89 80												
16	H	I ndi ana	65 67												
147	N	South Fla.	56 60												

Non-Div I Games:

UCLA

Average RPI Win: 107
Average RPI Loss: 3

WON-LOST
RECORD

WINNING
PCT. RANK

LAST 10
GAMES

STRENGTH OF
SCHEDULE

OPP. STRENGTH
OF SCHEDULE

TEAM
RPI

ADJ.
RPI

CONF.
RPI

ADJ CONF.
RPI

DIV. I ONLY	14- 1	9	9-1	32	1	7	7	9	9
DIV. I NON-CONF.	11- 1	13	0- 0	29	2	3	3	9	9

TOTALS	RPI 1-25	RPI 26-50	W-L RECORDS	RPI 51-100	RPI 101-150	RPI 150+			
14- 1	2- 1	2- 0	OVERALL	2- 0	4- 0	4- 0			
5- 0	0- 0	1- 0	HOME	1- 0	3- 0	0- 0			
5- 1	2- 1	0- 0	AWAY	0- 0	1- 0	2- 0			
4- 0	0- 0	1- 0	NEUTRAL	1- 0	0- 0	2- 0			
11- 1	2- 1	2- 0	NON-CONFERENCE	2- 0	1- 0	4- 0			
3- 0	0- 0	1- 0	HOME	1- 0	1- 0	0- 0			
4- 1	2- 1	0- 0	AWAY	0- 0	0- 0	2- 0			
4- 0	0- 0	1- 0	NEUTRAL	1- 0	0- 0	2- 0			
3- 0	0- 0	0- 0	CONFERENCE	0- 0	3- 0	0- 0			
2- 0	0- 0	0- 0	HOME	0- 0	2- 0	0- 0			
1- 0	0- 0	0- 0	AWAY	0- 0	1- 0	0- 0			
0- 0	0- 0	0- 0	NEUTRAL	0- 0	0- 0	0- 0			

RPI	S	Opponent	Score	RPI	S	Opponent	Score	RPI	S	Opponent	Score	RPI	S	Opponent	Score
1	A	Notre Dame	89 71	36	H	DePaul	99 63	87	H	Seton Hall	99 61	102	H	Ohio St.	85 53
3	A	Baylor	57 68	45	N	Purdue	86 40	98	N	St. John's (NY)	65 55	124	A	Houston	81 61
24	A	Cal i forni a	76 66									130	H	Ci nci nati	82 38
												147	H	South Fla.	63 46
												153	A	Okl ahoma	72 63
												173	N	Vanderbi l t	80 42
												187	N	Ole Miss	90 50
												197	A	Saint Louis	98 42

LAST 12 Division I GAMES:															
153	A	Okl ahoma	72 63	147	H	South Fla.	63 46	130	H	Ci nci nati	82 38	124	A	Houston	81 61
87	H	Seton Hall	99 61	98	N	St. John's (NY)	65 55	3	A	Baylor	57 68	24	A	Cal i forni a	76 66
197	A	Saint Louis	98 42												
1	A	Notre Dame	89 71												
36	H	DePaul	99 63												
45	N	Purdue	86 40												

Non-Div I Games:

UConn

UIC		Average RPI Win: 311	WON-LOST RECORD	WINNING PCT. RANK	LAST 10 GAMES	STRENGTH OF SCHEDULE	OPP. STRENGTH OF SCHEDULE	TEAM RPI	ADJ. RPI	CONF. RPI	ADJ CONF. RPI
		Average RPI Loss: 184									
DIV. I ONLY		3- 14	315	1-9	324	201	337	337	19	19	
DIV. I NON-CONF.		2- 9	297	0- 0	283	208	327	327	18	18	

TOTALS	RPI 1-25		RPI 26-50		W-L RECORDS	RPI 51-100		RPI 101-150		RPI 150+	
3- 14	0- 1		0- 1		OVERALL	0- 2		0- 3		3- 7	
2- 6	0- 0		0- 1		HOME	0- 1		0- 1		2- 3	
1- 6	0- 1		0- 0		AWAY	0- 1		0- 2		1- 2	
0- 2	0- 0		0- 0		NEUTRAL	0- 0		0- 0		0- 2	
2- 9	0- 1		0- 1		NON-CONFERENCE	0- 1		0- 2		2- 4	
1- 3	0- 0		0- 1		HOME	0- 0		0- 1		1- 1	
1- 4	0- 1		0- 0		AWAY	0- 1		0- 1		1- 1	
0- 2	0- 0		0- 0		NEUTRAL	0- 0		0- 0		0- 2	
1- 5	0- 0		0- 0		CONFERENCE	0- 1		0- 1		1- 3	
1- 3	0- 0		0- 0		HOME	0- 1		0- 0		1- 2	
0- 2	0- 0		0- 0		AWAY	0- 0		0- 1		0- 1	
0- 0	0- 0		0- 0		NEUTRAL	0- 0		0- 0		0- 0	

RPI 1-25				RPI 26-50				RPI 51-100				RPI 101+ Team's RPI: 337			
RPI	S	Opponent	Score	RPI	S	Opponent	Score	RPI	S	Opponent	Score	RPI	S	Opponent	Score
13	A	Marquette	32 96	38	H	UCLA	47 78	83	H	Wright St.	46 79	119	A	Youngstown St.	29 81
								94	A	Northwestern	44 87	140	H	Miami (OH)	56 65
												146	A	Indiana St.	53 60
												219	A	Eastern Mich.	38 52
												237	H	Loyola Chicago	60 75
												260	A	Cleveland St.	53 71
												267	H	Northern Ky.	49 67
												284	H	Oakland	69 65
												298	N	Fairfield	60 68
												306	H	Valparaiso	75 65
												331	N	Jackson St.	57 72
												332	H	Detroit Mercy	36 42
												344	A	Evansville	62 54

LAST 12 Division I GAMES:															
267	H	Northern Ky.	49 67	332	H	Detroit Mercy	36 42								
331	N	Jackson St.	57 72	284	H	Oakland	69 65								
298	N	Fairfield	60 68	260	A	Cleveland St.	53 71								
38	H	UCLA	47 78	119	A	Youngstown St.	29 81								
146	A	Indiana St.	53 60	83	H	Wright St.	46 79								
344	A	Evansville	62 54	140	H	Miami (OH)	56 65								

Non-Div I Games:

UIC

UMBC				Through Games Of Jan. 15, 2019																	
Average RPI Win:		291		WON-LOST		WINNING		LAST 10		STRENGTH OF		OPP. STRENGTH		TEAM		ADJ.		CONF.		ADJ CONF.	
Average RPI Loss:		160		RECORD		PCT. RANK		GAMES		SCHEDULE		OF SCHEDULE		RPI		RPI		RPI		RPI	
DIV. I ONLY		4- 9		264		1-9		306		196		295		295		23		23			
DIV. I NON-CONF.		4- 6		212		0- 0		322		209		287		287		23		23			
TOTALS		RPI 1-25		RPI 26-50		W-L RECORDS		RPI 51-100		RPI 101-150		RPI 150+									
4- 9		0- 1		0- 0		OVERALL		0- 2		0- 2		4- 4									
0- 6		0- 0		0- 0		HOME		0- 1		0- 1		0- 4									
2- 3		0- 1		0- 0		AWAY		0- 1		0- 1		2- 0									
2- 0		0- 0		0- 0		NEUTRAL		0- 0		0- 0		2- 0									
4- 6		0- 1		0- 0		NON-CONFERENCE		0- 1		0- 1		4- 3									
0- 4		0- 0		0- 0		HOME		0- 1		0- 0		0- 3									
2- 2		0- 1		0- 0		AWAY		0- 0		0- 1		2- 0									
2- 0		0- 0		0- 0		NEUTRAL		0- 0		0- 0		2- 0									
0- 3		0- 0		0- 0		CONFERENCE		0- 1		0- 1		0- 1									
0- 2		0- 0		0- 0		HOME		0- 0		0- 1		0- 1									
0- 1		0- 0		0- 0		AWAY		0- 1		0- 0		0- 0									
0- 0		0- 0		0- 0		NEUTRAL		0- 0		0- 0		0- 0									
RPI 1-25		RPI 26-50		RPI 51-100		RPI 101+		Team's RPI: 295													
RPI	S	Opponent	Score	RPI	S	Opponent	Score	RPI	S	Opponent	Score	RPI	S	Opponent	Score						
22	A	Maryland	61 92					85	A	Maine	44 84	107	H	Hartford	52 66						
								90	H	Towson	62 71	144	A	American	42 64						
												231	H	Hofstra	42 45						
												234	H	Mt. St. Mary's	52 65						
												251	H	UMES	67 73						
												261	N	UTSA	72 58						
												280	H	UMass Lowell	55 67						
												287	A	Coppin St.	57 52						
												293	N	Kennesaw St.	57 53						
												322	A	Morgan St.	73 68						
LAST 12 Division I GAMES:																					
231	H	Hofstra	42 45	280	H	UMass Lowell	55 67														
234	H	Mt. St. Mary's	52 65	107	H	Hartford	52 66														
22	A	Maryland	61 92	85	A	Maine	44 84														
144	A	American	42 64	251	H	UMES	67 73														
90	H	Towson	62 71	322	A	Morgan St.	73 68														
287	A	Coppin St.	57 52	293	N	Kennesaw St.	57 53														
Non-Div I Games:																					
Notre Dame (MD)																	81 43 Eastern 81 42 Gettysburg 65 51 UMBC				
Loss, Non-Conf, S Site, H Home A Away N Neutral																	Page 307				

UMES				Through Games Of Jan. 15, 2019							
Average RPI Win:		285	WON-LOST RECORD	WINNING PCT. RANK	LAST 10 GAMES	STRENGTH OF SCHEDULE	OPP. STRENGTH OF SCHEDULE	TEAM RPI	ADJ. RPI	CONF. RPI	ADJ CONF. RPI
Average RPI Loss:		161									
DIV. I ONLY		5- 10		248	5-5	262	216	251	251	32	32
DIV. I NON-CONF.		2- 9		297	0- 0	206	115	252	252	32	32

TOTALS		RPI 1-25		RPI 26-50	W-L RECORDS		RPI 51-100		RPI 101-150		RPI 150+
5- 10		0- 1		0- 2	OVERALL		0- 2		0- 0		5- 5
2- 2		0- 0		0- 1	HOME		0- 0		0- 0		2- 1
3- 8		0- 1		0- 1	AWAY		0- 2		0- 0		3- 4
0- 0		0- 0		0- 0	NEUTRAL		0- 0		0- 0		0- 0
2- 9		0- 1		0- 2	NON-CONFERENCE		0- 2		0- 0		2- 4
0- 1		0- 0		0- 1	HOME		0- 0		0- 0		0- 0
2- 8		0- 1		0- 1	AWAY		0- 2		0- 0		2- 4
0- 0		0- 0		0- 0	NEUTRAL		0- 0		0- 0		0- 0
3- 1		0- 0		0- 0	CONFERENCE		0- 0		0- 0		3- 1
2- 1		0- 0		0- 0	HOME		0- 0		0- 0		2- 1
1- 0		0- 0		0- 0	AWAY		0- 0		0- 0		1- 0
0- 0		0- 0		0- 0	NEUTRAL		0- 0		0- 0		0- 0

RPI 1-25				RPI 26-50				RPI 51-100				RPI 101+ Team's RPI: 251			
RPI	S	Opponent	Score	RPI	S	Opponent	Score	RPI	S	Opponent	Score	RPI	S	Opponent	Score
4	A	Syracuse	51 96	37	H	Buffalo	63 69	91	A	Wake Forest	67 78	198	A	East Carolina	69 84
				41	A	Miami (FL)	53 71	93	A	Georgetown	55 74	226	H	Howard	80 72
												234	A	Mt. St. Mary's	86 73
												246	A	George Mason	49 70
												265	H	N. C. A&T	49 51
												285	A	Richmond	55 57
												295	A	UMBC	73 67
												322	A	Morgan St.	73 68
												347	A	Longwood	71 83
												348	H	N. C. Central	59 49

LAST 12 Division I GAMES:															
246	A	George Mason	49 70	265	H	N. C. A&T	49 51								
234	A	Mt. St. Mary's	86 73	348	H	N. C. Central	59 49								
41	A	Miami (FL)	53 71	226	H	Howard	80 72								
91	A	Wake Forest	67 78	322	A	Morgan St.	73 68								
4	A	Syracuse	51 96	295	A	UMBC	73 67								
347	A	Longwood	71 83	285	A	Richmond	55 57								

Non-Div I Games: Regent 72 16 Cheyney 88 39

UMES

Loss, **Non-Conf**, **S Site**, **H Home** **A Away** **N Neutral**

U
M
K
C

UMKC				Through Games Of Jan. 15, 2019															
Average RPI Win: 259		WON-LOST RECORD		WINNING PCT. RANK		LAST 10 GAMES		STRENGTH OF SCHEDULE		OPP. STRENGTH OF SCHEDULE		TEAM RPI		ADJ. RPI		CONF. RPI		ADJ CONF. RPI	
Average RPI Loss: 128																			
DIV. I ONLY		6- 7		195		8-2		198		275		179		179		30		30	
DIV. I NON-CONF.		4- 7		228		0- 0		112		265		191		191		30		30	
TOTALS		RPI 1-25		RPI 26-50		W-L RECORDS		RPI 51-100		RPI 101-150		RPI 150+							
6- 7		0- 0		0- 2		OVERALL		0- 1		0- 0		6- 4							
2- 2		0- 0		0- 0		HOME		0- 0		0- 0		2- 2							
4- 5		0- 0		0- 2		AWAY		0- 1		0- 0		4- 2							
0- 0		0- 0		0- 0		NEUTRAL		0- 0		0- 0		0- 0							
4- 7		0- 0		0- 2		NON-CONFERENCE		0- 1		0- 0		4- 4							
2- 2		0- 0		0- 0		HOME		0- 0		0- 0		2- 2							
2- 5		0- 0		0- 2		AWAY		0- 1		0- 0		2- 2							
0- 0		0- 0		0- 0		NEUTRAL		0- 0		0- 0		0- 0							
2- 0		0- 0		0- 0		CONFERENCE		0- 0		0- 0		2- 0							
0- 0		0- 0		0- 0		HOME		0- 0		0- 0		0- 0							
2- 0		0- 0		0- 0		AWAY		0- 0		0- 0		2- 0							
0- 0		0- 0		0- 0		NEUTRAL		0- 0		0- 0		0- 0							

U
M
K
C

RPI 1-25				RPI 26-50				RPI 51-100				RPI 101+				Team's RPI: 179	
RPI	S	Opponent	Score	RPI	S	Opponent	Score	RPI	S	Opponent	Score	RPI	S	Opponent	Score		
35	A	Missouri	59 66	49	A	Kansas	55 67	63	A	Kansas St.	50 61	151	H	Louisiana Tech	80 70		
												160	A	Oral Roberts	64 75		
												163	A	Denver	75 92		
												178	H	Illinois St.	55 62		
												211	H	SIUE	80 75		
												237	A	Loyola Chicago	88 74		
												246	H	George Mason	84 91		
												292	A	California Baptist	78 74		
												321	A	North Dakota St.	69 59		
												342	A	Chicago St.	111 58		
LAST 12 Division I GAMES:																	
237	A	Loyola Chicago	88 74	292	A	California Baptist	78 74										
35	A	Missouri	59 66	342	A	Chicago St.	111 58										
321	A	North Dakota St.	69 59	178	H	Illinois St.	55 62										
246	H	George Mason	84 91	151	H	Louisiana Tech	80 70										
160	A	Oral Roberts	64 75	211	H	SIUE	80 75										
63	A	Kansas St.	50 61	163	A	Denver	75 92										

Non-Div I Games:

Peru St.

98 62

Mo.-St. Louis

92 63

UMKC

Loss,

Non-Conf,S Site,

Home

A Away

N Neutral

Page 309

Loss,
Non-Conf,
S Site,
H Home
A Away
N Neutral

Average RPI Win:	285	WON-LOST	WINNING	LAST 10	STRENGTH OF	OPP. STRENGTH	TEAM	ADJ.	CONF.	ADJ CONF.
Average RPI Loss:	199	RECORD	PCT. RANK	GAMES	SCHEDULE	OF SCHEDULE	RPI	RPI	RPI	RPI
DIV. I ONLY	5- 11	259	3-7	257	331	280	280	23	23	
DIV. I NON-CONF.	3- 9	271	0- 0	235	327	284	284	23	23	

TOTALS	RPI 1-25	RPI 26-50	W-L RECORDS	RPI 51-100	RPI 101-150	RPI 150+				
5- 11	0- 1	0- 0	OVERALL	0- 1	0- 2	5- 7				
2- 4	0- 0	0- 0	HOME	0- 0	0- 1	2- 3				
3- 7	0- 1	0- 0	AWAY	0- 1	0- 1	3- 4				
0- 0	0- 0	0- 0	NEUTRAL	0- 0	0- 0	0- 0				
3- 9	0- 1	0- 0	NON-CONFERENCE	0- 1	0- 1	3- 6				
1- 3	0- 0	0- 0	HOME	0- 0	0- 1	1- 2				
2- 6	0- 1	0- 0	AWAY	0- 1	0- 0	2- 4				
0- 0	0- 0	0- 0	NEUTRAL	0- 0	0- 0	0- 0				
2- 2	0- 0	0- 0	CONFERENCE	0- 0	0- 1	2- 1				
1- 1	0- 0	0- 0	HOME	0- 0	0- 0	1- 1				
1- 1	0- 0	0- 0	AWAY	0- 0	0- 1	1- 0				
0- 0	0- 0	0- 0	NEUTRAL	0- 0	0- 0	0- 0				

RPI 1-25				RPI 26-50				RPI 51-100				RPI 101+ Team's RPI: 280			
RPI	S	Opponent	Score	RPI	S	Opponent	Score	RPI	S	Opponent	Score	RPI	S	Opponent	Score
17	A	Butler	36 89					87	A	Seton Hall	57 90	108	H	Providence	47 71
												134	A	Stony Brook	56 76
												181	A	Massachusetts	62 59
												195	A	Cornell	54 63
												225	A	Dartmouth	54 70
												247	A	Holy Cross	54 63
												271	H	Colgate	52 61
												277	H	Bryant	57 58
												295	A	UMBC	67 55
												297	H	Vermont	54 51
												301	H	New Hampshire	53 56
												302	H	Saint Peter's	59 57
												322	A	Morgan St.	49 61
												350	A	LIU Brooklyn	69 64
LAST 12 Division I GAMES:															
181	A	Massachusetts	62 59	295	A	UMBC	67 55								
225	A	Dartmouth	54 70	301	H	New Hampshire	53 56								
108	H	Providence	47 71	134	A	Stony Brook	56 76								
271	H	Colgate	52 61	297	H	Vermont	54 51								
247	A	Holy Cross	54 63	322	A	Morgan St.	49 61								
350	A	LIU Brooklyn	69 64	87	A	Seton Hall	57 90								

Non-Div I Games: Fisher 79 45

UMass Lowell

Average RPI Win:	258	WON-LOST	WINNING	LAST 10	STRENGTH OF	OPP. STRENGTH	TEAM	ADJ.	CONF.	ADJ CONF.
Average RPI Loss:	144	RECORD	PCT. RANK	GAMES	SCHEDULE	OF SCHEDULE	RPI	RPI	RPI	RPI
DIV. I ONLY	6- 9	225	4-6	160	289	201	201	28	28	
DIV. I NON-CONF.	4- 6	212	0- 0	123	231	195	195	29	29	
<hr/>										
TOTALS	RPI 1-25	RPI 26-50	W-L RECORDS	RPI 51-100	RPI 101-150	RPI 150+				
6- 9	0- 0	0- 1	OVERALL	0- 1	1- 3	5- 4				
5- 1	0- 0	0- 0	HOME	0- 0	1- 0	4- 1				
1- 8	0- 0	0- 1	AWAY	0- 1	0- 3	1- 3				
0- 0	0- 0	0- 0	NEUTRAL	0- 0	0- 0	0- 0				
4- 6	0- 0	0- 1	NON-CONFERENCE	0- 1	1- 2	3- 2				
4- 0	0- 0	0- 0	HOME	0- 0	1- 0	3- 0				
0- 6	0- 0	0- 1	AWAY	0- 1	0- 2	0- 2				
0- 0	0- 0	0- 0	NEUTRAL	0- 0	0- 0	0- 0				
2- 3	0- 0	0- 0	CONFERENCE	0- 0	0- 1	2- 2				
1- 1	0- 0	0- 0	HOME	0- 0	0- 0	1- 1				
1- 2	0- 0	0- 0	AWAY	0- 0	0- 1	1- 1				
0- 0	0- 0	0- 0	NEUTRAL	0- 0	0- 0	0- 0				

RPI	S	Opponent	Score	RPI	S	Opponent	Score	RPI	S	Opponent	Score	RPI	S	Opponent	Score
31	A	Tennessee	46 73	59	A	Middle Tenn.	46 67	105	A	Tennessee Tech	53 60	128	H	Davidson	69 56
								136	A	Charlotte	53 70	149	A	Radford	46 60
								174	A	Mercer	47 61	209	A	Furman	47 58
								212	A	Gardner-Webb	59 69	220	H	Hampton	58 61
								248	H	Wofford	60 46	257	H	Campbell	60 52
								270	H	ETSU	56 55	318	H	Western Caro.	74 49
								324	A	USC Upstate	93 86				
LAST 12 Division I GAMES:															
174	A	Mercer	47 61	324	A	USC Upstate	93 86								
59	A	Middle Tenn.	46 67	257	H	Campbell	60 52								
105	A	Tennessee Tech	53 60	212	A	Gardner-Webb	59 69								
270	H	ETSU	56 55	220	H	Hampton	58 61								
209	A	Furman	47 58	149	A	Radford	46 60								
248	H	Wofford	60 46	128	H	Davidson	69 56								

Non-Div I Games: Warren Wilson 92 31

UNC Asheville

Average RPI Win:	244	WON-LOST	WINNING	LAST 10	STRENGTH OF	OPP. STRENGTH	TEAM	ADJ.	CONF.	ADJ CONF.
Average RPI Loss:	195	RECORD	PCT. RANK	GAMES	SCHEDULE	OF SCHEDULE	RPI	RPI	RPI	RPI

DIV. I ONLY	2- 11	319	3-7	251	281	323	323	24	24
DIV. I NON-CONF.	2- 9	297	0- 0	281	236	324	324	25	25

TOTALS	RPI 1-25	RPI 26-50	W-L RECORDS	RPI 51-100	RPI 101-150	RPI 150+			
2- 11	0- 0	0- 1	OVERALL	0- 1	0- 1	2- 8			
1- 1	0- 0	0- 0	HOME	0- 0	0- 0	1- 1			
0- 9	0- 0	0- 1	AWAY	0- 0	0- 1	0- 7			
1- 1	0- 0	0- 0	NEUTRAL	0- 1	0- 0	1- 0			
2- 9	0- 0	0- 1	NON-CONFERENCE	0- 1	0- 1	2- 6			
1- 1	0- 0	0- 0	HOME	0- 0	0- 0	1- 1			
0- 7	0- 0	0- 1	AWAY	0- 0	0- 1	0- 5			
1- 1	0- 0	0- 0	NEUTRAL	0- 1	0- 0	1- 0			
0- 2	0- 0	0- 0	CONFERENCE	0- 0	0- 0	0- 2			
0- 0	0- 0	0- 0	HOME	0- 0	0- 0	0- 0			
0- 2	0- 0	0- 0	AWAY	0- 0	0- 0	0- 2			
0- 0	0- 0	0- 0	NEUTRAL	0- 0	0- 0	0- 0			

RPI 1-25				RPI 26-50				RPI 51-100				RPI 101+ Team's RPI: 323			
RPI	S	Opponent	Score	RPI	S	Opponent	Score	RPI	S	Opponent	Score	RPI	S	Opponent	Score
				47	A	North Carolina	62 83	87	N	Seton Hall	64 71	112	A	Appalachian St.	65 68
												162	A	High Point	75 82
												185	A	Georgia St.	63 70
												207	H	Coastal Caro.	71 78
												209	A	Furman	61 64
												219	N	Eastern Mi ch.	49 44
												248	A	Wofford	66 93
												257	A	Campbell	49 53
												268	H	Liberty	48 45
												285	A	Richmond	48 59
												348	A	N. C. Central	57 66

LAST 12 Division I GAMES:															
				219	N	Eastern Mi ch.	49 44	248	A	Wofford	66 93				
				268	H	Liberty	48 45	209	A	Furman	61 64				
				348	A	N. C. Central	57 66	285	A	Richmond	48 59				
				47	A	North Carolina	62 83	207	H	Coastal Caro.	71 78				
				162	A	High Point	75 82	87	N	Seton Hall	64 71				
				257	A	Campbell	49 53	112	A	Appalachian St.	65 68				

Non-Div I Games: Pfeiffer 92 23 UNC Pembroke 72 32 Lees-McRae 92 36 Young Harris 62 29
 UNC Greensboro

Average RPI	Win:	292	WON-LOST	WINNING	LAST 10	STRENGTH OF	OPP. STRENGTH	TEAM	ADJ.	CONF.	ADJ CONF.
Average RPI	Loss:	102	RECORD	PCT. RANK	GAMES	SCHEDULE	OF SCHEDULE	RPI	RPI	RPI	RPI
DIV. I ONLY		7- 5		125	6-4	238	296	159	159	10	10
DIV. I NON-CONF.		5- 4		139	0- 0	259	300	167	167	13	13
<hr/>											
TOTALS	RPI 1-25		RPI 26-50		W-L RECORDS	RPI 51-100		RPI 101-150		RPI 150+	
7- 5	0- 0		0- 1		OVERALL	0- 2		0- 0		7- 2	
4- 0	0- 0		0- 0		HOME	0- 0		0- 0		4- 0	
3- 5	0- 0		0- 1		AWAY	0- 2		0- 0		3- 2	
0- 0	0- 0		0- 0		NEUTRAL	0- 0		0- 0		0- 0	
5- 4	0- 0		0- 1		NON-CONFERENCE	0- 2		0- 0		5- 1	
3- 0	0- 0		0- 0		HOME	0- 0		0- 0		3- 0	
2- 4	0- 0		0- 1		AWAY	0- 2		0- 0		2- 1	
0- 0	0- 0		0- 0		NEUTRAL	0- 0		0- 0		0- 0	
2- 1	0- 0		0- 0		CONFERENCE	0- 0		0- 0		2- 1	
1- 0	0- 0		0- 0		HOME	0- 0		0- 0		1- 0	
1- 1	0- 0		0- 0		AWAY	0- 0		0- 0		1- 1	
0- 0	0- 0		0- 0		NEUTRAL	0- 0		0- 0		0- 0	

RPI 1-25				RPI 26-50				RPI 51-100				RPI 101+				Team's RPI: 159	
RPI	S	Opponent	Score	RPI	S	Opponent	Score	RPI	S	Opponent	Score	RPI	S	Opponent	Score		
				47	A	North Carolina	55 82	51	A	Ohio	72 95	164	A	VCU	47 58		
								84	A	Pittsburgh	56 60	165	A	William & Mary	64 70		
												188	A	Elon	75 70		
												198	A	East Carolina	71 68		
												308	H	Col. of Charleston	71 49		
												319	H	Presbyterian	63 48		
												333	H	Grand Canyon	77 55		
												347	H	Longwood	35 33		
												348	A	N.C. Central	89 82		
LAST 12 Division I GAMES:																	
				84	A	Pittsburgh	56 60	188	A	Elon	75 70						
				47	A	North Carolina	55 82	165	A	William & Mary	64 70						
				164	A	VCU	47 58	308	H	Col. of Charleston	71 49						
				348	A	N.C. Central	89 82	198	A	East Carolina	71 68						
				333	H	Grand Canyon	77 55	347	H	Longwood	35 33						
				319	H	Presbyterian	63 48	51	A	Ohio	72 95						

Non-Div I Games: Fayetteville St. 72 54 Belmont Abbey 74 58

UNCW

Loss, Non-Conf, S Site, H Home A Away N Neutral

UNI		Through Games Of Jan. 15, 2019									
Average RPI	Win:	204	WON-LOST	WINNING	LAST 10	STRENGTH OF	OPP. STRENGTH	TEAM	ADJ.	CONF.	ADJ CONF.
Average RPI	Loss:	73	RECORD	PCT. RANK	GAMES	SCHEDULE	OF SCHEDULE	RPI	RPI	RPI	RPI
DIV. I ONLY			9- 6	112	7-3	76	158	69	69	13	13
DIV. I NON-CONF.			6- 5	143	0- 1	86	45	74	74	14	14

TOTALS		RPI 1-25	RPI 26-50		W-L RECORDS		RPI 51-100		RPI 101-150		RPI 150+
9- 6	0- 2	0- 0		OVERALL		1- 2	1- 1		7- 1		
6- 0	0- 0	0- 0		HOME		1- 0	0- 0		5- 0		
3- 5	0- 2	0- 0		AWAY		0- 1	1- 1		2- 1		
0- 1	0- 0	0- 0		NEUTRAL		0- 1	0- 0		0- 0		
6- 5	0- 2	0- 0		NON-CONFERENCE		1- 2	1- 1		4- 0		
4- 0	0- 0	0- 0		HOME		1- 0	0- 0		3- 0		
2- 4	0- 2	0- 0		AWAY		0- 1	1- 1		1- 0		
0- 1	0- 0	0- 0		NEUTRAL		0- 1	0- 0		0- 0		
3- 1	0- 0	0- 0		CONFERENCE		0- 0	0- 0		3- 1		
2- 0	0- 0	0- 0		HOME		0- 0	0- 0		2- 0		
1- 1	0- 0	0- 0		AWAY		0- 0	0- 0		1- 1		
0- 0	0- 0	0- 0		NEUTRAL		0- 0	0- 0		0- 0		

RPI 1-25				RPI 26-50				RPI 51-100 Team's RPI: 69				RPI 101+			
RPI	S	Opponent	Score	RPI	S	Opponent	Score	RPI	S	Opponent	Score	RPI	S	Opponent	Score
12	A	Iowa	57 83					58	N	Boise St.	60 61	114	A	Northern Ill.	59 70
13	A	Marquette	61 102					63	A	Kansas St.	62 72	137	A	IUPUI	53 40
								74	H	Creighton	65 55	172	A	Bradley	81 78
												178	A	Illinois St.	64 66
												193	H	North Dakota	64 60
												196	H	Delaware	79 67
												216	A	Long Beach St.	71 64
												237	H	Loyol a Chi cago	64 52
												303	H	Omaha	79 50
												306	H	Val parai so	71 52

LAST 12 Division I GAMES:															
178	A	Illinois St.	64 66	114	A	Northern Ill.	59 70								
63	A	Kansas St.	62 72	13	A	Marquette	61 102								
303	H	Omaha	79 50	237	H	Loyol a Chi cago	64 52								
12	A	Iowa	57 83	306	H	Val parai so	71 52								
193	H	North Dakota	64 60	172	A	Bradley	81 78								
137	A	IUPUI	53 40	58	N	Boise St.	60 61								

Non-Div I Games: Minnesota St. 73 56

UNI

Average RPI Win:	192	WON-LOST	WINNING	LAST 10	STRENGTH OF	OPP. STRENGTH	TEAM	ADJ.	CONF.	ADJ CONF.
Average RPI Loss:	123	RECORD	PCT. RANK	GAMES	SCHEDULE	OF SCHEDULE	RPI	RPI	RPI	RPI
DIV. I ONLY	3- 11	301	2-8	52	166	235	235	12	12	
DIV. I NON-CONF.	2- 9	297	0- 1	76	207	264	264	11	11	

TOTALS	RPI 1-25	RPI 26-50	W-L RECORDS	RPI 51-100	RPI 101-150	RPI 150+				
3- 11	0- 1	0- 1	OVERALL	1- 4	0- 2	2- 3				
3- 5	0- 1	0- 0	HOME	1- 3	0- 0	2- 1				
0- 6	0- 0	0- 1	AWAY	0- 1	0- 2	0- 2				
0- 0	0- 0	0- 0	NEUTRAL	0- 0	0- 0	0- 0				
2- 9	0- 1	0- 1	NON-CONFERENCE	0- 3	0- 2	2- 2				
2- 5	0- 1	0- 0	HOME	0- 3	0- 0	2- 1				
0- 4	0- 0	0- 1	AWAY	0- 0	0- 2	0- 1				
0- 0	0- 0	0- 0	NEUTRAL	0- 0	0- 0	0- 0				
1- 2	0- 0	0- 0	CONFERENCE	1- 1	0- 0	0- 1				
1- 0	0- 0	0- 0	HOME	1- 0	0- 0	0- 0				
0- 2	0- 0	0- 0	AWAY	0- 1	0- 0	0- 1				
0- 0	0- 0	0- 0	NEUTRAL	0- 0	0- 0	0- 0				

RPI 1-25				RPI 26-50				RPI 51-100				RPI 101+				Team's RPI: 235
RPI	S	Opponent	Score	RPI	S	Opponent	Score	RPI	S	Opponent	Score	RPI	S	Opponent	Score	
11	H	Gonzaga	59 70	40	A	Duke	38 66	56	H	New Mexico	66 57	132	A	UC Irvine	55 57	
								59	H	Middle Tenn.	62 66	148	A	Portland St.	49 58	
								61	H	Southern California	72 86	175	A	Colorado St.	49 52	
								65	A	Wyoming	62 90	202	H	Florida	56 53	
								83	H	Wright St.	52 68	264	H	Hawaii	61 66	
												313	A	South Carolina St.	49 58	
												317	H	UC Santa Barbara	69 51	

LAST 12 Division I GAMES:																
175	A	Colorado St.	49 52	313	A	South Carolina St.	49 58									
264	H	Hawaii	61 66	202	H	Florida	56 53									
148	A	Portland St.	49 58	59	H	Middle Tenn.	62 66									
40	A	Duke	38 66	56	H	New Mexico	66 57									
61	H	Southern California	72 86	65	A	Wyoming	62 90									
317	H	UC Santa Barbara	69 51	11	H	Gonzaga	59 70									

Non-Div I Games:

UNLV

Average RPI Win: 312

Average RPI Loss: 219

WON-LOST
RECORDWINNING
PCT. RANKLAST 10
GAMESSTRENGTH OF
SCHEDULEOPP. STRENGTH
OF SCHEDULETEAM
RPIADJ.
RPICONF.
RPIADJ CONF.
RPIDIV. I ONLY
DIV. I NON-CONF.2- 10
1- 7318
3194-6
0- 0309
307338
337324
333324
33328
2928
29

TOTALS

RPI 1-25

RPI 26-50

W-L RECORDS

RPI 51-100

RPI 101-150

RPI 150+

2- 10

0- 0

0- 0

OVERALL

0- 2

0- 0

2- 8

0- 2

0- 0

0- 0

HOME

0- 0

0- 0

0- 2

2- 8

0- 0

0- 0

AWAY

0- 2

0- 0

2- 6

0- 0

0- 0

0- 0

NEUTRAL

0- 0

0- 0

0- 0

1- 7

0- 0

0- 0

NON-CONFERENCE

0- 2

0- 0

1- 5

0- 0

0- 0

0- 0

HOME

0- 0

0- 0

0- 0

1- 7

0- 0

0- 0

AWAY

0- 2

0- 0

1- 5

0- 0

0- 0

0- 0

NEUTRAL

0- 0

0- 0

0- 0

1- 3

0- 0

0- 0

CONFERENCE

0- 0

0- 0

1- 3

0- 2

0- 0

0- 0

HOME

0- 0

0- 0

0- 2

1- 1

0- 0

0- 0

AWAY

0- 0

0- 0

1- 1

0- 0

0- 0

0- 0

NEUTRAL

0- 0

0- 0

0- 0

RPI 1-25

RPI 26-50

RPI 51-100

RPI 101+

Team's RPI: 324

RPI S Opponent Score

RPI S Opponent Score

RPI S Opponent Score

RPI S Opponent Score

75 A Virginia Tech 45 96

92 A Nebraska 64 87

162 H High Point 61 87

198 A East Carolina 53 63

201 H UNC Asheville 86 93

209 A Furman 67 78

276 A Winthrop 76 50

303 A Omaha 69 96

313 A South Carolina St. 66 71

318 A Western Caro. 64 68

319 A Presbyterian 54 70

348 A N.C. Central 82 63

LAST 12 Division I GAMES:

318 A Western Caro. 64 68 201 H UNC Asheville 86 93

313 A South Carolina St. 66 71 319 A Presbyterian 54 70

348 A N.C. Central 82 63 276 A Winthrop 76 50

209 A Furman 67 78 162 H High Point 61 87

92 A Nebraska 64 87 198 A East Carolina 53 63

303 A Omaha 69 96 75 A Virginia Tech 45 96

U
S
C
U
p
s
t
a
t
eU
S
C
U
p
s
t
a
t
e

Non-Div I Games:

Brevard

71 53

Converse

69 51

UNKNOWN

101 53

USC Upstate

Loss, Non-Conf, S Site, H Home A Away N Neutral

Average RPI	Win:	222	WON-LOST	WINNING	LAST 10	STRENGTH OF	OPP. STRENGTH	TEAM	ADJ.	CONF.	ADJ CONF.
Average RPI	Loss:	99	RECORD	PCT. RANK	GAMES	SCHEDULE	OF SCHEDULE	RPI	RPI	RPI	RPI
DIV. I ONLY		11- 4		62	8-2	243	164	121	121	15	15
DIV. I NON-CONF.		8- 3		72	0- 0	266	162	123	123	16	16

TOTALS	RPI 1-25		RPI 26-50		W-L RECORDS	RPI 51-100		RPI 101-150		RPI 150+	
11- 4	0- 0		0- 0		OVERALL	0- 3		2- 0		9- 1	
5- 2	0- 0		0- 0		HOME	0- 2		1- 0		4- 0	
6- 2	0- 0		0- 0		AWAY	0- 1		1- 0		5- 1	
0- 0	0- 0		0- 0		NEUTRAL	0- 0		0- 0		0- 0	
8- 3	0- 0		0- 0		NON-CONFERENCE	0- 3		1- 0		7- 0	
3- 2	0- 0		0- 0		HOME	0- 2		0- 0		3- 0	
5- 1	0- 0		0- 0		AWAY	0- 1		1- 0		4- 0	
0- 0	0- 0		0- 0		NEUTRAL	0- 0		0- 0		0- 0	
3- 1	0- 0		0- 0		CONFERENCE	0- 0		1- 0		2- 1	
2- 0	0- 0		0- 0		HOME	0- 0		1- 0		1- 0	
1- 1	0- 0		0- 0		AWAY	0- 0		0- 0		1- 1	
0- 0	0- 0		0- 0		NEUTRAL	0- 0		0- 0		0- 0	

RPI 1-25				RPI 26-50				RPI 51-100				RPI 101+				Team's RPI: 121
RPI	S	Opponent	Score	RPI	S	Opponent	Score	RPI	S	Opponent	Score	RPI	S	Opponent	Score	
								55	H	Arkansas	65 66	112	H	Appalachian St.	99 94	
								61	H	Southern California	61 73	124	A	Houston	65 61	
								96	A	Fresno St.	61 70	160	A	Oral Roberts	80 62	
												180	H	Grambling	78 54	
												185	A	Georgia St.	48 50	
												207	H	Coastal Caro.	79 53	
												233	A	SMU	66 41	
												245	A	San Francisco	80 73	
												261	H	UTSA	53 48	
												282	A	Ga. Southern	74 53	
												305	A	Incarnate Word	97 49	
												331	H	Jackson St.	99 63	

LAST 12 Division I GAMES:																
				61	H	Southern California	61 73	207	H	Coastal Caro.	79 53					
				261	H	UTSA	53 48	112	H	Appalachian St.	99 94					
				124	A	Houston	65 61	282	A	Ga. Southern	74 53					
				160	A	Oral Roberts	80 62	185	A	Georgia St.	48 50					
				305	A	Incarnate Word	97 49	233	A	SMU	66 41					
				245	A	San Francisco	80 73	96	A	Fresno St.	61 70					

Non-Div I Games:

UT Arlington

Average RPI	Win:	227	WON-LOST	WINNING	LAST 10	STRENGTH OF	OPP. STRENGTH	TEAM	ADJ.	CONF.	ADJ CONF.
Average RPI	Loss:	115	RECORD	PCT. RANK	GAMES	SCHEDULE	OF SCHEDULE	RPI	RPI	RPI	RPI
DIV. I ONLY		9- 4		78	7-3	279	113	125	125	21	21
DIV. I NON-CONF.		6- 3		91	0- 0	240	43	89	89	20	20
<hr/>											
TOTALS	RPI 1-25		RPI 26-50		W-L RECORDS	RPI 51-100		RPI 101-150		RPI 150+	
9- 4	0- 1		0- 0		OVERALL	0- 1		2- 1		7- 1	
6- 0	0- 0		0- 0		HOME	0- 0		1- 0		5- 0	
3- 4	0- 1		0- 0		AWAY	0- 1		1- 1		2- 1	
0- 0	0- 0		0- 0		NEUTRAL	0- 0		0- 0		0- 0	
6- 3	0- 1		0- 0		NON-CONFERENCE	0- 1		2- 1		4- 0	
4- 0	0- 0		0- 0		HOME	0- 0		1- 0		3- 0	
2- 3	0- 1		0- 0		AWAY	0- 1		1- 1		1- 0	
0- 0	0- 0		0- 0		NEUTRAL	0- 0		0- 0		0- 0	
3- 1	0- 0		0- 0		CONFERENCE	0- 0		0- 0		3- 1	
2- 0	0- 0		0- 0		HOME	0- 0		0- 0		2- 0	
1- 1	0- 0		0- 0		AWAY	0- 0		0- 0		1- 1	
0- 0	0- 0		0- 0		NEUTRAL	0- 0		0- 0		0- 0	

RPI 1-25				RPI 26-50				RPI 51-100				RPI 101+				Team's RPI: 125
RPI	S	Opponent	Score	RPI	S	Opponent	Score	RPI	S	Opponent	Score	RPI	S	Opponent	Score	
6	A	Louisville	62 102					94	A	Northwestern	64 90	122	H	Arkansas St.	97 91	
												131	A	Chattanooga	81 79	
												137	A	IUPUI	72 73	
												167	H	Southern Ill.	95 94	
												217	H	Samford	89 68	
												222	A	Southeast Mo. St.	80 73	
												223	A	Eastern Ill.	71 77	
												252	H	Murray St.	75 67	
												269	H	Mississippi Val.	110 51	
												328	A	Lipscomb	62 53	
												334	H	Austin Peay	74 65	
<hr/>																
LAST 12 Division I GAMES:																
328	A	Lipscomb	62 53	334	H	Austin Peay	74 65									
6	A	Louisville	62 102	252	H	Murray St.	75 67									
131	A	Chattanooga	81 79	222	A	Southeast Mo. St.	80 73									
94	A	Northwestern	64 90	223	A	Eastern Ill.	71 77									
122	H	Arkansas St.	97 91	269	H	Mississippi Val.	110 51									
137	A	IUPUI	72 73	167	H	Southern Ill.	95 94									

Non-Div I Games: Ala.-Huntsville 100 69 Christian Bros. 108 82

UT Martin

U
T
E
P

UTEP				Through Games Of Jan. 15, 2019						
Average RPI Win: 283		WON-LOST RECORD	WINNING PCT. RANK	LAST 10 GAMES	STRENGTH OF SCHEDULE	OPP. STRENGTH OF SCHEDULE	TEAM RPI	ADJ. RPI	CONF. RPI	ADJ CONF. RPI
Average RPI Loss: 154										
DIV. I ONLY		4- 12	291	2-8	155	320	273	273	16	16
DIV. I NON-CONF.		3- 10	278	0- 0	171	315	302	302	19	19

TOTALS		RPI 1-25	RPI 26-50	W-L RECORDS	RPI 51-100	RPI 101-150	RPI 150+			
4- 12	0- 0		0- 0	OVERALL	0- 2	0- 4	4- 6			
2- 5	0- 0		0- 0	HOME	0- 0	0- 2	2- 3			
1- 6	0- 0		0- 0	AWAY	0- 2	0- 2	1- 2			
1- 1	0- 0		0- 0	NEUTRAL	0- 0	0- 0	1- 1			
3- 10	0- 0		0- 0	NON-CONFERENCE	0- 2	0- 3	3- 5			
2- 5	0- 0		0- 0	HOME	0- 0	0- 2	2- 3			
0- 4	0- 0		0- 0	AWAY	0- 2	0- 1	0- 1			
1- 1	0- 0		0- 0	NEUTRAL	0- 0	0- 0	1- 1			
1- 2	0- 0		0- 0	CONFERENCE	0- 0	0- 1	1- 1			
0- 0	0- 0		0- 0	HOME	0- 0	0- 0	0- 0			
1- 2	0- 0		0- 0	AWAY	0- 0	0- 1	1- 1			
0- 0	0- 0		0- 0	NEUTRAL	0- 0	0- 0	0- 0			

U
T
E
P

RPI 1-25				RPI 26-50				RPI 51-100				RPI 101+ Team's RPI: 273			
RPI	S	Opponent	Score	RPI	S	Opponent	Score	RPI	S	Opponent	Score	RPI	S	Opponent	Score
								56	A	New Mexico	51 69	117	A	Rice	42 76
								57	A	Arizona	40 62	122	H	Arkansas St.	66 67
												127	A	Tulsa	45 66
												148	H	Portland St.	61 89
												155	N	Akron	57 64
												170	H	Abilene Christian	69 70
												177	H	Nicholls St.	56 58
												186	H	New Mexico St.	65 69
												200	A	North Texas	51 70
												228	N	Western Ill.	84 72
												261	A	UTSA	73 60
												290	H	CSU Bakersfield	53 47
												330	A	Weber St.	63 68
												351	H	Alcorn	77 51

LAST 12 Division I GAMES:															
				228	N	Western Ill.	84 72	117	A	Rice	42 76				
				57	A	Arizona	40 62	200	A	North Texas	51 70				
				148	H	Portland St.	61 89	261	A	UTSA	73 60				
				56	A	New Mexico	51 69	127	A	Tulsa	45 66				
				122	H	Arkansas St.	66 67	155	N	Akron	57 64				
				330	A	Weber St.	63 68	170	H	Abilene Christian	69 70				

Non-Div I Games:

UTEP

Average RPI Win: 280
Average RPI Loss: 164

WON-LOST
RECORD

WINNING
PCT. RANK

LAST 10
GAMES

STRENGTH OF
SCHEDULE

OPP. STRENGTH
OF SCHEDULE

TEAM
RPI

ADJ.
RPI

CONF.
RPI

ADJ CONF.
RPI

DIV. I ONLY	6- 8	209	5-5	264	266	242	242	30	30
DIV. I NON-CONF.	4- 7	228	0- 0	214	212	236	236	30	30

TOTALS	RPI 1-25	RPI 26-50	W-L RECORDS	RPI 51-100	RPI 101-150	RPI 150+			
6- 8	0- 2	0- 1	OVERALL	0- 0	0- 0	6- 5			
3- 3	0- 1	0- 0	HOME	0- 0	0- 0	3- 2			
3- 5	0- 1	0- 1	AWAY	0- 0	0- 0	3- 3			
0- 0	0- 0	0- 0	NEUTRAL	0- 0	0- 0	0- 0			
4- 7	0- 2	0- 1	NON-CONFERENCE	0- 0	0- 0	4- 4			
2- 3	0- 1	0- 0	HOME	0- 0	0- 0	2- 2			
2- 4	0- 1	0- 1	AWAY	0- 0	0- 0	2- 2			
0- 0	0- 0	0- 0	NEUTRAL	0- 0	0- 0	0- 0			
2- 1	0- 0	0- 0	CONFERENCE	0- 0	0- 0	2- 1			
1- 0	0- 0	0- 0	HOME	0- 0	0- 0	1- 0			
1- 1	0- 0	0- 0	AWAY	0- 0	0- 0	1- 1			
0- 0	0- 0	0- 0	NEUTRAL	0- 0	0- 0	0- 0			

RPI 1-25				RPI 26-50				RPI 51-100				RPI 101+ Team's RPI: 242			
RPI	S	Opponent	Score	RPI	S	Opponent	Score	RPI	S	Opponent	Score	RPI	S	Opponent	Score
3	A	Baylor	37 98	39	A	Texas A&M	61 84					181	A	Massachusetts	70 74
23	H	Texas	66 81									192	H	Prairie View	57 50
												224	H	Texas Southern	55 69
												261	A	UTSA	58 61
												278	H	Louisiana	75 60
												288	A	A&M-Corpus Christi	70 57
												288	H	A&M-Corpus Christi	49 59
												290	A	CSU Bakersfield	63 68
												292	H	California Baptist	60 56
												299	A	Canisius	57 53
												333	A	Grand Canyon	66 50
LAST 12 Division I GAMES:															
23	H	Texas	66 81	333	A	Grand Canyon	66 50								
224	H	Texas Southern	55 69	290	A	CSU Bakersfield	63 68								
288	A	A&M-Corpus Christi	70 57	292	H	California Baptist	60 56								
278	H	Louisiana	75 60	3	A	Baylor	37 98								
192	H	Prairie View	57 50	39	A	Texas A&M	61 84								
181	A	Massachusetts	70 74	299	A	Canisius	57 53								

Non-Div I Games: Texas Lutheran 82 38 UNKNOWN 74 43

UTRGV

Loss, Non-Conf, S Site, H Home A Away N Neutral

Average RPI	Win:	178	WON-LOST	WINNING	LAST 10	STRENGTH OF	OPP. STRENGTH	TEAM	ADJ.	CONF.	ADJ CONF.
Average RPI	Loss:	15	RECORD	PCT. RANK	GAMES	SCHEDULE	OF SCHEDULE	RPI	RPI	RPI	RPI
DIV. I ONLY		15- 1	5	9-1	227	40	43	43	2	2	
DIV. I NON-CONF.		11- 0	1	1- 0	327	98	70	70	2	2	

TOTALS	RPI 1-25		RPI 26-50		W-L RECORDS		RPI 51-100		RPI 101-150		RPI 150+
15- 1	0- 1		1- 0		OVERALL		3- 0		3- 0		8- 0
8- 1	0- 1		1- 0		HOME		1- 0		2- 0		4- 0
5- 0	0- 0		0- 0		AWAY		2- 0		1- 0		2- 0
2- 0	0- 0		0- 0		NEUTRAL		0- 0		0- 0		2- 0
11- 0	0- 0		1- 0		NON-CONFERENCE		0- 0		2- 0		8- 0
7- 0	0- 0		1- 0		HOME		0- 0		2- 0		4- 0
2- 0	0- 0		0- 0		AWAY		0- 0		0- 0		2- 0
2- 0	0- 0		0- 0		NEUTRAL		0- 0		0- 0		2- 0
4- 1	0- 1		0- 0		CONFERENCE		3- 0		1- 0		0- 0
1- 1	0- 1		0- 0		HOME		1- 0		0- 0		0- 0
3- 0	0- 0		0- 0		AWAY		2- 0		1- 0		0- 0
0- 0	0- 0		0- 0		NEUTRAL		0- 0		0- 0		0- 0

RPI	S	Opponent	Score	RPI	S	Opponent	Score	Team's RPI: 43	RPI	S	Opponent	Score	RPI	S	Opponent	Score
15	H	Arizona St.	63 65	28	H	BYU	78 67		57	H	Arizona	80 64	104	H	Idaho St.	74 60
									95	A	Washington St.	72 68	113	H	Alabama	72 62
									100	A	Washington	58 43	123	A	Colorado	76 61
													190	A	Eastern Wash.	95 51
													202	N	Florida	74 58
													216	H	Long Beach St.	82 59
													253	A	Nevada	74 52
													258	H	Utah Valley	85 47
													264	N	Hawaii	73 48
													330	H	Weber St.	77 56
													335	H	Seattle U	89 62

LAST 12 Division I GAMES:																
123	A	Colorado	76 61	264	N	Hawaii	73 48		100	A	Washington	58 43				
202	N	Florida	74 58						95	A	Washington St.	72 68				
330	H	Weber St.	77 56						57	H	Arizona	80 64				
28	H	BYU	78 67						15	H	Arizona St.	63 65				
258	H	Utah Valley	85 47						190	A	Eastern Wash.	95 51				
335	H	Seattle U	89 62													

Non-Div I Games:

Utah

Average RPI Win:	192	WON-LOST	WINNING	LAST 10	STRENGTH OF	OPP. STRENGTH	TEAM	ADJ.	CONF.	ADJ CONF.
Average RPI Loss:	96	RECORD	PCT. RANK	GAMES	SCHEDULE	OF SCHEDULE	RPI	RPI	RPI	RPI
DIV. I ONLY	7- 7	166	6-4	122	68	142	142	12	12	
DIV. I NON-CONF.	4- 6	212	0- 0	108	48	162	162	11	11	

TOTALS	RPI 1-25	RPI 26-50	W-L RECORDS	RPI 51-100	RPI 101-150	RPI 150+				
7- 7	0- 1	0- 1	OVERALL	2- 2	0- 2	5- 1				
3- 3	0- 1	0- 1	HOME	1- 0	0- 0	2- 1				
4- 2	0- 0	0- 0	AWAY	1- 1	0- 1	3- 0				
0- 2	0- 0	0- 0	NEUTRAL	0- 1	0- 1	0- 0				
4- 6	0- 1	0- 1	NON-CONFERENCE	1- 1	0- 2	3- 1				
1- 3	0- 1	0- 1	HOME	0- 0	0- 0	1- 1				
3- 1	0- 0	0- 0	AWAY	1- 0	0- 1	2- 0				
0- 2	0- 0	0- 0	NEUTRAL	0- 1	0- 1	0- 0				
3- 1	0- 0	0- 0	CONFERENCE	1- 1	0- 0	2- 0				
2- 0	0- 0	0- 0	HOME	1- 0	0- 0	1- 0				
1- 1	0- 0	0- 0	AWAY	0- 1	0- 0	1- 0				
0- 0	0- 0	0- 0	NEUTRAL	0- 0	0- 0	0- 0				

RPI 1-25				RPI 26-50				RPI 51-100				RPI 101+				Team's RPI: 142
RPI	S	Opponent	Score	RPI	S	Opponent	Score	RPI	S	Opponent	Score	RPI	S	Opponent	Score	
5	H	Oregon	58 88	28	H	BYU	57 62	61	N	Southern Cal i forni a	46 55	123	N	Colorado	68 78	
								65	H	Wyomi ng	50 42	143	A	Portl and	54 61	
								95	A	Washington St.	72 61	200	A	North Texas	57 41	
								96	A	Fresno St.	59 70	215	A	Air Force	48 44	
												216	H	Long Beach St.	48 50	
												253	H	Nevada	79 76	
												258	H	Utah Valley	67 62	
												261	A	UTSA	62 56	

LAST 12 Division I GAMES:																
258	H	Utah Valley	67 62	65	H	Wyomi ng	50 42	96	A	Fresno St.	59 70	215	A	Air Force	48 44	
200	A	North Texas	57 41	28	H	BYU	57 62	61	N	Southern Cal i forni a	46 55	123	N	Colorado	68 78	
261	A	UTSA	62 56					95	A	Washington St.	72 61	200	A	North Texas	57 41	
143	A	Portl and	54 61					65	H	Wyomi ng	50 42	216	H	Long Beach St.	48 50	
123	N	Colorado	68 78					61	N	Southern Cal i forni a	46 55	253	H	Nevada	79 76	
61	N	Southern Cal i forni a	46 55					96	A	Fresno St.	59 70	258	H	Utah Valley	67 62	
								28	H	BYU	57 62	261	A	UTSA	62 56	

Non-Div I Games: Northern N.M. 106 35

Utah St.

Average RPI Win:	303	WON-LOST	WINNING	LAST 10	STRENGTH OF	OPP. STRENGTH	TEAM	ADJ.	CONF.	ADJ CONF.
Average RPI Loss:	124	RECORD	PCT. RANK	GAMES	SCHEDULE	OF SCHEDULE	RPI	RPI	RPI	RPI
DIV. I ONLY	6- 7	195	5-5	289	242	258	258	30	30	
DIV. I NON-CONF.	3- 7	256	0- 0	194	211	277	277	30	30	

TOTALS	RPI 1-25	RPI 26-50	W-L RECORDS	RPI 51-100	RPI 101-150	RPI 150+				
6- 7	0- 0	0- 2	OVERALL	0- 0	0- 3	6- 2				
5- 2	0- 0	0- 1	HOME	0- 0	0- 1	5- 0				
1- 5	0- 0	0- 1	AWAY	0- 0	0- 2	1- 2				
0- 0	0- 0	0- 0	NEUTRAL	0- 0	0- 0	0- 0				
3- 7	0- 0	0- 2	NON-CONFERENCE	0- 0	0- 3	3- 2				
3- 2	0- 0	0- 1	HOME	0- 0	0- 1	3- 0				
0- 5	0- 0	0- 1	AWAY	0- 0	0- 2	0- 2				
0- 0	0- 0	0- 0	NEUTRAL	0- 0	0- 0	0- 0				
3- 0	0- 0	0- 0	CONFERENCE	0- 0	0- 0	3- 0				
2- 0	0- 0	0- 0	HOME	0- 0	0- 0	2- 0				
1- 0	0- 0	0- 0	AWAY	0- 0	0- 0	1- 0				
0- 0	0- 0	0- 0	NEUTRAL	0- 0	0- 0	0- 0				

RPI 1-25				RPI 26-50				RPI 51-100				RPI 101+ Team's RPI: 258			
RPI	S	Opponent	Score	RPI	S	Opponent	Score	RPI	S	Opponent	Score	RPI	S	Opponent	Score
				28	H	BYU	51 77					104	A	Idaho St.	68 80
				43	A	Utah	47 85					142	A	Utah St.	62 67
												143	H	Portland	60 65
												199	A	Southern Utah	59 60
												208	A	Cal St. Fullerton	55 56
												210	H	UC Riverside	56 53
												290	H	CSU Bakersfield	78 70
												317	H	UC Santa Barbara	63 54
												330	H	Weber St.	65 59
												333	H	Grand Canyon	57 46
												335	A	Seattle U	58 55
LAST 12 Division I GAMES:															
				330	H	Weber St.	65 59	335	A	Seattle U	58 55				
				142	A	Utah St.	62 67	290	H	CSU Bakersfield	78 70				
				104	A	Idaho St.	68 80	333	H	Grand Canyon	57 46				
				199	A	Southern Utah	59 60	208	A	Cal St. Fullerton	55 56				
				43	A	Utah	47 85	210	H	UC Riverside	56 53				
				28	H	BYU	51 77	143	H	Portland	60 65				

Non-Div I Games: Ottawa (AZ) 90 61 La Verne 86 79 Arizona Christian 76 68

Utah Valley

Loss, Non-Conf, S Site, H Home A Away N Neutral

Average RPI Win:	238	WON-LOST	WINNING	LAST 10	STRENGTH OF	OPP. STRENGTH	TEAM	ADJ.	CONF.	ADJ CONF.
Average RPI Loss:	108	RECORD	PCT. RANK	GAMES	SCHEDULE	OF SCHEDULE	RPI	RPI	RPI	RPI
DIV. I ONLY	11- 5	82	7-3	303	148	164	164	17	17	
DIV. I NON-CONF.	8- 5	120	0- 0	256	155	151	151	17	17	

TOTALS	RPI 1-25	RPI 26-50	W-L RECORDS	RPI 51-100	RPI 101-150	RPI 150+				
11- 5	0- 0	0- 1	OVERALL	2- 1	0- 3	9- 0				
6- 1	0- 0	0- 0	HOME	1- 0	0- 1	5- 0				
4- 3	0- 0	0- 1	AWAY	1- 1	0- 1	3- 0				
1- 1	0- 0	0- 0	NEUTRAL	0- 0	0- 1	1- 0				
8- 5	0- 0	0- 1	NON-CONFERENCE	2- 1	0- 3	6- 0				
4- 1	0- 0	0- 0	HOME	1- 0	0- 1	3- 0				
3- 3	0- 0	0- 1	AWAY	1- 1	0- 1	2- 0				
1- 1	0- 0	0- 0	NEUTRAL	0- 0	0- 1	1- 0				
3- 0	0- 0	0- 0	CONFERENCE	0- 0	0- 0	3- 0				
2- 0	0- 0	0- 0	HOME	0- 0	0- 0	2- 0				
1- 0	0- 0	0- 0	AWAY	0- 0	0- 0	1- 0				
0- 0	0- 0	0- 0	NEUTRAL	0- 0	0- 0	0- 0				

RPI 1-25				RPI 26-50				RPI 51-100				RPI 101+				Team's RPI: 164	
RPI	S	Opponent	Score	RPI	S	Opponent	Score	RPI	S	Opponent	Score	RPI	S	Opponent	Score		
				47	A	North Carolina	47 59	78	A	Old Dominion	57 60	130	A	Cincinnati	54 66		
								91	H	Wake Forest	53 40	137	N	IUPUI	61 63		
								93	A	Georgetown	47 45	149	H	Radford	49 54		
												159	H	UNCW	58 47		
												165	A	William & Mary	72 55		
												256	H	La Salle	68 38		
												265	A	N.C. A&T	54 48		
												281	H	Saint Joseph's	59 40		
												285	A	Richmond	68 43		
												330	N	Weber St.	64 36		
												346	H	Delaware St.	97 55		
												347	H	Longwood	84 55		
LAST 12 Division I GAMES:																	
				149	H	Radford	49 54	285	A	Richmond	68 43						
				78	A	Old Dominion	57 60	256	H	La Salle	68 38						
				130	A	Cincinnati	54 66	281	H	Saint Joseph's	59 40						
				93	A	Georgetown	47 45	346	H	Delaware St.	97 55						
				159	H	UNCW	58 47	265	A	N.C. A&T	54 48						
				137	N	IUPUI	61 63	330	N	Weber St.	64 36						

Non-Div I Games:

VCU

Average RPI	Win:	297	WON-LOST	WINNING	LAST 10	STRENGTH OF	OPP. STRENGTH	TEAM	ADJ.	CONF.	ADJ CONF.
Average RPI	Loss:	178	RECORD	PCT. RANK	GAMES	SCHEDULE	OF SCHEDULE	RPI	RPI	RPI	RPI
DIV. I ONLY	4- 11	283	3-7	292	286	306	306	13	13		
DIV. I NON-CONF.	4- 8	241	0- 0	328	332	325	325	14	14		

TOTALS	RPI 1-25	RPI 26-50	W-L RECORDS	RPI 51-100	RPI 101-150	RPI 150+					
4- 11	0- 1	0- 0	OVERALL	0- 1	0- 3	4- 6					
1- 5	0- 0	0- 0	HOME	0- 0	0- 2	1- 3					
2- 6	0- 1	0- 0	AWAY	0- 1	0- 1	2- 3					
1- 0	0- 0	0- 0	NEUTRAL	0- 0	0- 0	1- 0					
4- 8	0- 0	0- 0	NON-CONFERENCE	0- 0	0- 3	4- 5					
1- 5	0- 0	0- 0	HOME	0- 0	0- 2	1- 3					
2- 3	0- 0	0- 0	AWAY	0- 0	0- 1	2- 2					
1- 0	0- 0	0- 0	NEUTRAL	0- 0	0- 0	1- 0					
0- 3	0- 1	0- 0	CONFERENCE	0- 1	0- 0	0- 1					
0- 0	0- 0	0- 0	HOME	0- 0	0- 0	0- 0					
0- 3	0- 1	0- 0	AWAY	0- 1	0- 0	0- 1					
0- 0	0- 0	0- 0	NEUTRAL	0- 0	0- 0	0- 0					

RPI	S	Opponent	Score	RPI	S	Opponent	Score	RPI	S	Opponent	Score	RPI	S	Opponent	Score	Team's RPI: 306
14	A	Drake	53 84					69	A	UNI	52 71	109	H	Toledo	59 65	
												140	H	Miami (OH)	47 68	
												150	A	Illinois	54 73	
												183	A	Morehead St.	62 68	
												193	H	North Dakota	56 62	
												206	H	Bowling Green	72 79	
												223	H	Eastern Ill.	62 60	
												237	A	Loyola Chicago	54 80	
												286	N	St. Francis Brooklyn	78 76	
												321	H	North Dakota St.	48 51	
												336	A	Purdue Fort Wayne	68 64	
												337	A	UIC	65 75	
												342	A	Chicago St.	76 70	
LAST 12 Division I GAMES:																
321	H	North Dakota St.	48 51	14	A	Drake	53 84									
140	H	Miami (OH)	47 68	69	A	UNI	52 71									
223	H	Eastern Ill.	62 60	237	A	Loyola Chicago	54 80									
342	A	Chicago St.	76 70	206	H	Bowling Green	72 79									
109	H	Toledo	59 65	336	A	Purdue Fort Wayne	68 64									
286	N	St. Francis Brooklyn	78 76	183	A	Morehead St.	62 68									

Non-Div I Games:

Val parai so

Average RPI Win:	275	WON-LOST	WINNING	LAST 10	STRENGTH OF	OPP. STRENGTH	TEAM	ADJ.	CONF.	ADJ CONF.
Average RPI Loss:	53	RECORD	PCT. RANK	GAMES	SCHEDULE	OF SCHEDULE	RPI	RPI	RPI	RPI
DIV. I ONLY	5- 12	270	2-8	27	95	173	173	6	6	
DIV. I NON-CONF.	5- 8	224	0- 0	66	100	177	177	6	6	

TOTALS	RPI 1-25	RPI 26-50	W-L RECORDS	RPI 51-100	RPI 101-150	RPI 150+				
5- 12	0- 3	0- 3	OVERALL	0- 5	0- 0	5- 1				
4- 4	0- 1	0- 1	HOME	0- 1	0- 0	4- 1				
1- 5	0- 1	0- 1	AWAY	0- 3	0- 0	1- 0				
0- 3	0- 1	0- 1	NEUTRAL	0- 1	0- 0	0- 0				
5- 8	0- 3	0- 1	NON-CONFERENCE	0- 3	0- 0	5- 1				
4- 2	0- 1	0- 0	HOME	0- 0	0- 0	4- 1				
1- 3	0- 1	0- 0	AWAY	0- 2	0- 0	1- 0				
0- 3	0- 1	0- 1	NEUTRAL	0- 1	0- 0	0- 0				
0- 4	0- 0	0- 2	CONFERENCE	0- 2	0- 0	0- 0				
0- 2	0- 0	0- 1	HOME	0- 1	0- 0	0- 0				
0- 2	0- 0	0- 1	AWAY	0- 1	0- 0	0- 0				
0- 0	0- 0	0- 0	NEUTRAL	0- 0	0- 0	0- 0				

RPI 1-25				RPI 26-50				RPI 51-100				RPI 101+ Team's RPI: 173			
RPI	S	Opponent	Score	RPI	S	Opponent	Score	RPI	S	Opponent	Score	RPI	S	Opponent	Score
7	N	UConn	42 80	30	A	Kentucky	55 77	55	A	Arkansas	62 83	156	H	North Ala.	71 74
8	A	NC State	54 74	39	H	Texas A&M	43 50	59	A	Middle Tenn.	58 65	191	A	Ball St.	60 43
18	H	Central Mich.	57 66	41	N	Miami (FL)	65 90	63	A	Kansas St.	61 72	217	H	Samford	77 52
								74	N	Creighton	55 75	315	H	Tennessee St.	89 63
								88	H	Georgia	64 71	319	H	Presbyterian	78 43
												334	H	Austin Peay	99 70

LAST 12 Division I GAMES:															
74	N	Creighton	55 75	55	A	Arkansas	62 83								
41	N	Miami (FL)	65 90	39	H	Texas A&M	43 50								
18	H	Central Mich.	57 66	88	H	Georgia	64 71								
191	A	Ball St.	60 43	30	A	Kentucky	55 77								
63	A	Kansas St.	61 72	217	H	Samford	77 52								
319	H	Presbyterian	78 43	315	H	Tennessee St.	89 63								

Non-Div I Games:

Vanderbilt

Average RPI Win:	284	WON-LOST	WINNING	LAST 10	STRENGTH OF	OPP. STRENGTH	TEAM	ADJ.	CONF.	ADJ CONF.
Average RPI Loss:	172	RECORD	PCT. RANK	GAMES	SCHEDULE	OF SCHEDULE	RPI	RPI	RPI	RPI

DIV. I ONLY	4- 11	283	2-8	205	313	297	297	23	23
DIV. I NON-CONF.	3- 8	267	0- 1	182	331	290	290	23	23
TOTALS	RPI 1-25	RPI 26-50	W-L RECORDS	RPI 51-100	RPI 101-150	RPI 150+			
4- 11	0- 0	0- 1	OVERALL	0- 1	0- 3	4- 6			
3- 6	0- 0	0- 0	HOME	0- 1	0- 1	3- 4			
1- 5	0- 0	0- 1	AWAY	0- 0	0- 2	1- 2			
0- 0	0- 0	0- 0	NEUTRAL	0- 0	0- 0	0- 0			
3- 8	0- 0	0- 1	NON-CONFERENCE	0- 0	0- 2	3- 5			
2- 5	0- 0	0- 0	HOME	0- 0	0- 1	2- 4			
1- 3	0- 0	0- 1	AWAY	0- 0	0- 1	1- 1			
0- 0	0- 0	0- 0	NEUTRAL	0- 0	0- 0	0- 0			
1- 3	0- 0	0- 0	CONFERENCE	0- 1	0- 1	1- 1			
1- 1	0- 0	0- 0	HOME	0- 1	0- 0	1- 0			
0- 2	0- 0	0- 0	AWAY	0- 0	0- 1	0- 1			
0- 0	0- 0	0- 0	NEUTRAL	0- 0	0- 0	0- 0			

RPI 1-25	RPI 26-50	RPI 51-100	RPI 101+	Team's RPI: 297
RPI S Opponent Score	RPI S Opponent Score	RPI S Opponent Score	RPI S Opponent Score	
	49 A Kansas 36 77	85 H Maine 51 63	107 A Hartford 32 61	
			115 H Yale 55 58	
			147 A South Fla. 55 102	
			157 H Drexel 44 60	
			184 H Rhode Island 58 61	
			205 H Rider 54 49	
			225 H Dartmouth 42 66	
			247 H Holy Cross 40 65	
			280 A UMass Lowell 51 54	
			296 H Albany (NY) 52 39	
			299 A Canisius 46 67	
			310 A NJIT 71 63	
			325 H Wagner 56 54	
LAST 12 Division I GAMES:				
49 A Kansas 36 77	157 H Drexel 44 60			
299 A Canisius 46 67	107 A Hartford 32 61			
147 A South Fla. 55 102	85 H Maine 51 63			
115 H Yale 55 58	296 H Albany (NY) 52 39			
310 A NJIT 71 63	280 A UMass Lowell 51 54			
247 H Holy Cross 40 65	325 H Wagner 56 54			

Non-Div I Games: Norwich 78 28

Vermont

Average RPI Win:	162	WON-LOST	WINNING	LAST 10	STRENGTH OF	OPP. STRENGTH	TEAM	ADJ.	CONF.	ADJ CONF.
Average RPI Loss:	45	RECORD	PCT. RANK	GAMES	SCHEDULE	OF SCHEDULE	RPI	RPI	RPI	RPI
DIV. I ONLY	10- 6	102	6-4	37	57	53	53	5	5	
DIV. I NON-CONF.	8- 2	51	0- 0	102	102	32	32	4	4	

TOTALS	RPI 1-25	RPI 26-50	W-L RECORDS	RPI 51-100	RPI 101-150	RPI 150+				
10- 6	0- 3	0- 1	OVERALL	3- 1	2- 1	5- 0				
6- 3	0- 2	0- 1	HOME	2- 0	1- 0	3- 0				
4- 2	0- 1	0- 0	AWAY	1- 0	1- 1	2- 0				
0- 1	0- 0	0- 0	NEUTRAL	0- 1	0- 0	0- 0				
8- 2	0- 1	0- 0	NON-CONFERENCE	2- 1	2- 0	4- 0				
5- 0	0- 0	0- 0	HOME	2- 0	1- 0	2- 0				
3- 1	0- 1	0- 0	AWAY	0- 0	1- 0	2- 0				
0- 1	0- 0	0- 0	NEUTRAL	0- 1	0- 0	0- 0				
2- 4	0- 2	0- 1	CONFERENCE	1- 0	0- 1	1- 0				
1- 3	0- 2	0- 1	HOME	0- 0	0- 0	1- 0				
1- 1	0- 0	0- 0	AWAY	1- 0	0- 1	0- 0				
0- 0	0- 0	0- 0	NEUTRAL	0- 0	0- 0	0- 0				

RPI 1-25				RPI 26-50				RPI 51-100				Team's RPI : 53				RPI 101+			
RPI	S	Opponent	Score	RPI	S	Opponent	Score	RPI	S	Opponent	Score	RPI	S	Opponent	Score	RPI	S	Opponent	Score
13	H	Marquette	55 91	36	H	DePaul	59 66	74	A	Creighton	54 52	107	H	Hartford	59 41				
17	H	Butler	55 63					75	N	Virginia Tech	59 61	108	A	Providence	61 67				
19	A	UCF	56 71					88	H	Georgia	62 56	118	A	Lehigh	70 48				
								89	H	Princeton	67 46	166	H	Xavier	75 71				
												189	A	George Washington	60 45				
												250	H	Temple	76 68				
												256	H	La Salle	81 68				
												281	A	Saint Joseph's	47 35				

LAST 12 Division I GAMES:																			
17	H	Butler	55 63	36	H	DePaul	59 66	13	H	Marquette	55 91								
88	H	Georgia	62 56					108	A	Providence	61 67								
250	H	Temple	76 68					74	A	Creighton	54 52								
189	A	George Washington	60 45					166	H	Xavier	75 71								
281	A	Saint Joseph's	47 35					19	A	UCF	56 71								
89	H	Princeton	67 46																

Non-Div I Games:

Villanova

Average RPI Win: 162
Average RPI Loss: 63

Average RPI Win:	162	WON-LOST	WINNING	LAST 10	STRENGTH OF	OPP. STRENGTH	TEAM	ADJ.	CONF.	ADJ CONF.
Average RPI Loss:	63	RECORD	PCT. RANK	GAMES	SCHEDULE	OF SCHEDULE	RPI	RPI	RPI	RPI
DIV. I ONLY		7- 10	221	5-5	11	54	111	111	1	1
DIV. I NON-CONF.		6- 7	172	0- 0	49	67	134	134	1	1
TOTALS	RPI 1-25		RPI 26-50	W-L RECORDS		RPI 51-100	RPI 101-150		RPI 150+	
7- 10	0- 3		0- 4	OVERALL		2- 0	3- 2		2- 1	
5- 6	0- 3		0- 1	HOME		1- 0	2- 1		2- 1	
1- 3	0- 0		0- 3	AWAY		1- 0	0- 0		0- 0	
1- 1	0- 0		0- 0	NEUTRAL		0- 0	1- 1		0- 0	
6- 7	0- 2		0- 2	NON-CONFERENCE		1- 0	3- 2		2- 1	
4- 4	0- 2		0- 0	HOME		0- 0	2- 1		2- 1	
1- 2	0- 0		0- 2	AWAY		1- 0	0- 0		0- 0	
1- 1	0- 0		0- 0	NEUTRAL		0- 0	1- 1		0- 0	
1- 3	0- 1		0- 2	CONFERENCE		1- 0	0- 0		0- 0	
1- 2	0- 1		0- 1	HOME		1- 0	0- 0		0- 0	
0- 1	0- 0		0- 1	AWAY		0- 0	0- 0		0- 0	
0- 0	0- 0		0- 0	NEUTRAL		0- 0	0- 0		0- 0	

RPI 1-25					
RPI	S	Opponent	Score		
8	H	NC State	38	66	
9	H	Mississippi St.	44	72	
18	H	Central Mich.	61	74	

RPI 26-50					
RPI	S	Opponent	Score		
26	H	Florida St.	61	63	
30	A	Kentucky	51	63	
32	A	Michigan St.	66	91	
44	A	Clemson	65	71	

RPI 51-100					
RPI	S	Opponent	Score		
75	H	Virginia Tech	62	58	
78	A	Old Dominion	73	67	

RPI 101+					
RPI	S	Opponent	Team's RPI:	Score	
113	N	Alabama	52	64	
136	H	Charlotte	65	61	
144	H	American	57	54	
147	N	South Fla.	74	67	
149	H	Radford	44	57	
197	H	Saint Louis	65	67	
265	H	N.C. A&T	67	57	
287	H	Coppin St.	55	41	

LAST 12 Division I GAMES:					
147	N	South Fla.	74	67	
113	N	Alabama	52	64	
149	H	Radford	44	57	
144	H	American	57	54	
287	H	Coppin St.	55	41	
32	A	Michigan St.	66	91	
8	H	NC State	38	66	
75	H	Virginia Tech	62	58	
44	A	Clemson	65	71	
26	H	Florida St.	61	63	
136	H	Charlotte	65	61	
197	H	Saint Louis	65	67	

Non-Div I Games:

Vi rgi ni a

■ Loss, ■ Non-Conf, S Site, H Home A Away N Neutral

Average RPI Win:	195	WON-LOST	WINNING	LAST 10	STRENGTH OF	OPP. STRENGTH	TEAM	ADJ.	CONF.	ADJ CONF.
Average RPI Loss:	52	RECORD	PCT. RANK	GAMES	SCHEDULE	OF SCHEDULE	RPI	RPI	RPI	RPI
DIV. I ONLY	13- 3	30	7-3	229	44	75	75	1	1	
DIV. I NON-CONF.	13- 0	1	0- 0	296	86	49	49	1	1	

TOTALS	RPI 1-25	RPI 26-50	W-L RECORDS	RPI 51-100	RPI 101-150	RPI 150+				
13- 3	1- 1	0- 1	OVERALL	2- 0	3- 1	7- 0				
8- 1	1- 1	0- 0	HOME	0- 0	2- 0	5- 0				
1- 2	0- 0	0- 1	AWAY	0- 0	0- 1	1- 0				
4- 0	0- 0	0- 0	NEUTRAL	2- 0	1- 0	1- 0				
13- 0	1- 0	0- 0	NON-CONFERENCE	2- 0	3- 0	7- 0				
8- 0	1- 0	0- 0	HOME	0- 0	2- 0	5- 0				
1- 0	0- 0	0- 0	AWAY	0- 0	0- 0	1- 0				
4- 0	0- 0	0- 0	NEUTRAL	2- 0	1- 0	1- 0				
0- 3	0- 1	0- 1	CONFERENCE	0- 0	0- 1	0- 0				
0- 1	0- 1	0- 0	HOME	0- 0	0- 0	0- 0				
0- 2	0- 0	0- 1	AWAY	0- 0	0- 1	0- 0				
0- 0	0- 0	0- 0	NEUTRAL	0- 0	0- 0	0- 0				

RPI 1-25				RPI 26-50				RPI 51-100				Team's RPI : 75				RPI 101+			
RPI	S	Opponent	Score	RPI	S	Opponent	Score	RPI	S	Opponent	Score	RPI	S	Opponent	Score	RPI	S	Opponent	Score
4	H	Syracuse	73 75	41	A	Mi ami (FL)	61 68	53	N	Vi l lanova	61 59	102	N	Ohio St.	81 73				
20	H	Rutgers	67 51					99	N	Dayton	69 57	111	A	Vir gini a	58 62				
												131	H	Chattanooga	74 59				
												149	H	Radford	55 44				
												234	H	Mt. St. Mary' s	83 51				
												241	H	Monmouth	82 49				
												268	A	Li berty	72 61				
												282	H	Ga. Southern	78 49				
												285	N	Ri chmond	85 57				
												324	H	USC Upstate	96 45				
												347	H	Longwood	93 39				
LAST 12 Di vi si on I GAMES:																			
				99	N	Dayton	69 57	111	A	Vir gini a	58 62								
				234	H	Mt. St. Mary' s	83 51	4	H	Syracuse	73 75								
				149	H	Radford	55 44	41	A	Mi ami (FL)	61 68								
				20	H	Rutgers	67 51	347	H	Longwood	93 39								
				285	N	Ri chmond	85 57	102	N	Ohio St.	81 73								
				53	N	Vi l lanova	61 59	131	H	Chattanooga	74 59								

Non-Div I Games:

Virginia Tech

Average RPI Win: 333

Average RPI Loss: 225

WON-LOST
RECORDWINNING
PCT. RANKLAST 10
GAMESSTRENGTH OF
SCHEDULEOPP. STRENGTH
OF SCHEDULETEAM
RPIADJ.
RPICONF.
RPIADJ CONF.
RPIDIV. I ONLY
DIV. I NON-CONF.3- 11
1- 9301
3263-7
0- 1287
258350
344325
334325
33431
3131
31

TOTALS

RPI 1-25

RPI 26-50

W-L RECORDS

RPI 51-100

RPI 101-150

RPI 150+

3- 11

0- 0

0- 0

OVERALL

0- 1

0- 3

3- 7

1- 4

0- 0

0- 0

HOME

0- 0

0- 1

1- 3

2- 6

0- 0

0- 0

AWAY

0- 1

0- 2

2- 3

0- 1

0- 0

0- 0

NEUTRAL

0- 0

0- 0

0- 1

1- 9

0- 0

0- 0

NON-CONFERENCE

0- 1

0- 3

1- 5

0- 3

0- 0

0- 0

HOME

0- 0

0- 1

0- 2

1- 5

0- 0

0- 0

AWAY

0- 1

0- 2

1- 2

0- 1

0- 0

0- 0

NEUTRAL

0- 0

0- 0

0- 1

2- 2

0- 0

0- 0

CONFERENCE

0- 0

0- 0

2- 2

1- 1

0- 0

0- 0

HOME

0- 0

0- 0

1- 1

1- 1

0- 0

0- 0

AWAY

0- 0

0- 0

1- 1

0- 0

0- 0

0- 0

NEUTRAL

0- 0

0- 0

0- 0

RPI 1-25

RPI 26-50

RPI 51-100

RPI 101+

Team's RPI: 325

RPI S Opponent Score

RPI S Opponent Score

RPI S Opponent Score

RPI S Opponent Score

87 A Seton Hall 40 95

103 A Fordham 59 80

115 H Yale 41 74

134 A Stony Brook 45 70

236 H Sacred Heart 68 80

283 N Siena 71 74

286 A St. Francis Brooklyn 61 76

297 A Vermont 54 56

302 A Saint Peter's 57 69

304 A Central Conn. St. 75 63

309 H Army West Point 46 61

327 H Lafayette 43 66

347 A Longwood 86 60

349 H Fairleigh Dickinson 71 59

LAST 12 Division I GAMES:

134 A Stony Brook 45 70 283 N Siena 71 74

309 H Army West Point 46 61 349 H Fairleigh Dickinson 71 59

302 A Saint Peter's 57 69 236 H Sacred Heart 68 80

115 H Yale 41 74 304 A Central Conn. St. 75 63

297 A Vermont 54 56 286 A St. Francis Brooklyn 61 76

327 H Lafayette 43 66 347 A Longwood 86 60

Non-Div I Games: Staten Island 86 59

Wagner

Loss, Non-Conf, S Site, H Home A Away N Neutral

Average RPI	Win: 186	WON-LOST	WINNING	LAST 10	STRENGTH OF	OPP. STRENGTH	TEAM	ADJ.	CONF.	ADJ CONF.
Average RPI	Loss: 95	RECORD	PCT. RANK	GAMES	SCHEDULE	OF SCHEDULE	RPI	RPI	RPI	RPI
DIV. I ONLY	9- 7	133	6-4	21	184	91	91	1	1	
DIV. I NON-CONF.	9- 4	85	0- 0	58	287	77	77	1	1	

TOTALS	RPI 1-25	RPI 26-50	W-L RECORDS	RPI 51-100	RPI 101-150	RPI 150+				
9- 7	0- 2	1- 1	OVERALL	2- 1	1- 0	5- 3				
7- 4	0- 1	1- 1	HOME	2- 1	0- 0	4- 1				
1- 3	0- 1	0- 0	AWAY	0- 0	1- 0	0- 2				
1- 0	0- 0	0- 0	NEUTRAL	0- 0	0- 0	1- 0				
9- 4	0- 1	1- 0	NON-CONFERENCE	2- 0	1- 0	5- 3				
7- 2	0- 1	1- 0	HOME	2- 0	0- 0	4- 1				
1- 2	0- 0	0- 0	AWAY	0- 0	1- 0	0- 2				
1- 0	0- 0	0- 0	NEUTRAL	0- 0	0- 0	1- 0				
0- 3	0- 1	0- 1	CONFERENCE	0- 1	0- 0	0- 0				
0- 2	0- 0	0- 1	HOME	0- 1	0- 0	0- 0				
0- 1	0- 1	0- 0	AWAY	0- 0	0- 0	0- 0				
0- 0	0- 0	0- 0	NEUTRAL	0- 0	0- 0	0- 0				

RPI 1-25				RPI 26-50				RPI 51-100				RPI 101+			
RPI	S	Opponent	Score	RPI	S	Opponent	Score	RPI	S	Opponent	Score	RPI	S	Opponent	Score
1	A	Notre Dame	48 78	41	H	Miami (FL)	57 72	79	H	Boston College	64 65	136	A	Charlotte	69 43
16	H	Indiana	73 87	46	H	James Madison	50 49	90	H	Towson	60 53	164	A	VCU	40 53
								98	H	St. John's (NY)	64 59	166	H	Xavier	50 62
												174	H	Mercer	69 54
												198	A	East Carolina	61 70
												251	H	UMES	78 67
												279	H	Norfolk St.	63 61
												285	H	Richmond	62 48
												313	N	South Carolina St.	58 44

LAST 12 Division I GAMES:															
46	H	James Madison	50 49	1	A	Notre Dame	48 78	79	H	Boston College	64 65	41	H	Miami (FL)	57 72
251	H	UMES	78 67	279	H	Norfolk St.	63 61	313	N	South Carolina St.	58 44	166	H	Xavier	50 62
136	A	Charlotte	69 43												
98	H	St. John's (NY)	64 59												
16	H	Indiana	73 87												
198	A	East Carolina	61 70												

Non-Div I Games:

Wake Forest

Average RPI Win:	181	WON-LOST	WINNING	LAST 10	STRENGTH OF	OPP. STRENGTH	TEAM	ADJ.	CONF.	ADJ CONF.
Average RPI Loss:	53	RECORD	PCT. RANK	GAMES	SCHEDULE	OF SCHEDULE	RPI	RPI	RPI	RPI
DIV. I ONLY	8- 9	186	4-6	16	94	100	100	2	2	
DIV. I NON-CONF.	7- 5	132	0- 1	56	132	98	98	2	2	

TOTALS	RPI 1-25	RPI 26-50	W-L RECORDS	RPI 51-100	RPI 101-150	RPI 150+				
8- 9	0- 2	1- 2	OVERALL	0- 4	2- 1	5- 0				
6- 4	0- 1	0- 1	HOME	0- 2	2- 0	4- 0				
1- 3	0- 1	0- 1	AWAY	0- 1	0- 0	1- 0				
1- 2	0- 0	1- 0	NEUTRAL	0- 1	0- 1	0- 0				
7- 5	0- 1	1- 0	NON-CONFERENCE	0- 3	1- 1	5- 0				
5- 2	0- 1	0- 0	HOME	0- 1	1- 0	4- 0				
1- 1	0- 0	0- 0	AWAY	0- 1	0- 0	1- 0				
1- 2	0- 0	1- 0	NEUTRAL	0- 1	0- 1	0- 0				
1- 4	0- 1	0- 2	CONFERENCE	0- 1	1- 0	0- 0				
1- 2	0- 0	0- 1	HOME	0- 1	1- 0	0- 0				
0- 2	0- 1	0- 1	AWAY	0- 0	0- 0	0- 0				
0- 0	0- 0	0- 0	NEUTRAL	0- 0	0- 0	0- 0				

RPI 1-25				RPI 26-50				RPI 51-100				Team's RPI: 100				RPI 101+			
RPI	S	Opponent	Score	RPI	S	Opponent	Score	RPI	S	Opponent	Score	RPI	S	Opponent	Score	RPI	S	Opponent	Score
5	A	Oregon	71 84	33	A	Oregon St.	67 78	58	H	Boise St.	69 73	102	H	Ohio St.	69 59				
9	H	Mississippi St.	56 103	40	N	Duke	71 64	60	N	Michigan	73 80	103	N	Fordham	57 65				
				43	H	Utah	43 58	72	A	Tulane	51 63	123	H	Colorado	68 58				
								95	H	Washington St.	76 79	154	H	Montana	69 54				
												208	H	Cal St. Fullerton	83 74				
												239	H	Northern Ariz.	81 59				
												246	H	George Mason	81 52				
												335	A	Seattle U	69 58				
LAST 12 Division I GAMES:																			
				33	A	Oregon St.	67 78	58	H	Boise St.	69 73								
				5	A	Oregon	71 84	60	N	Michigan	73 80								
				95	H	Washington St.	76 79	103	N	Fordham	57 65								
				9	H	Mississippi St.	56 103	43	H	Utah	43 58								
				154	H	Montana	69 54	123	H	Colorado	68 58								
				102	H	Ohio St.	69 59	246	H	George Mason	81 52								

Non-Div I Games:

Washington

Average RPI Win:	154	WON-LOST	WINNING	LAST 10	STRENGTH OF	OPP. STRENGTH	TEAM	ADJ.	CONF.	ADJ CONF.
Average RPI Loss:	71	RECORD	PCT. RANK	GAMES	SCHEDULE	OF SCHEDULE	RPI	RPI	RPI	RPI
DIV. I ONLY	7- 9	203	5-5	15	77	95	95	2	2	
DIV. I NON-CONF.	5- 6	177	1- 0	64	93	160	160	2	2	

TOTALS	RPI 1-25	RPI 26-50	W-L RECORDS	RPI 51-100	RPI 101-150	RPI 150+				
7- 9	0- 2	0- 3	OVERALL	3- 1	1- 2	3- 1				
4- 4	0- 0	0- 1	HOME	2- 1	1- 2	1- 0				
1- 4	0- 2	0- 1	AWAY	1- 0	0- 0	0- 1				
2- 1	0- 0	0- 1	NEUTRAL	0- 0	0- 0	2- 0				
5- 6	0- 1	0- 1	NON-CONFERENCE	2- 1	0- 2	3- 1				
3- 3	0- 0	0- 0	HOME	2- 1	0- 2	1- 0				
0- 2	0- 1	0- 0	AWAY	0- 0	0- 0	0- 1				
2- 1	0- 0	0- 1	NEUTRAL	0- 0	0- 0	2- 0				
2- 3	0- 1	0- 2	CONFERENCE	1- 0	1- 0	0- 0				
1- 1	0- 0	0- 1	HOME	0- 0	1- 0	0- 0				
1- 2	0- 1	0- 1	AWAY	1- 0	0- 0	0- 0				
0- 0	0- 0	0- 0	NEUTRAL	0- 0	0- 0	0- 0				

RPI 1-25				RPI 26-50				RPI 51-100				RPI 101+			
RPI	S	Opponent	Score	RPI	S	Opponent	Score	RPI	S	Opponent	Score	RPI	S	Opponent	Score
5	A	Oregon	58 98	33	A	Oregon St.	69 76	54	H	Saint Mary's (CA)	64 70	123	H	Colorado	74 48
11	A	Gonzaga	53 76	43	H	Utah	68 72	58	H	Boise St.	95 71	139	H	UC Davis	62 75
				49	N	Kansas	63 71	92	H	Nebraska	87 84	142	H	Utah St.	61 72
								100	A	Washington	79 76	161	A	CSUN	52 65
												194	N	Jacksonville St.	64 51
												245	H	San Francisco	91 61
												266	N	Wichita St.	85 59

LAST 12 Division I GAMES:															
33	A	Oregon St.	69 76	266	N	Wichita St.	85 59	100	A	Washington	79 76	194	N	Jacksonville St.	64 51
49	N	Kansas	63 71	123	H	Colorado	74 48	49	N	Kansas	63 71	43	H	Utah	68 72
11	A	Gonzaga	53 76	58	H	Boise St.	95 71	5	A	Oregon	58 98	5	A	Oregon	58 98
58	H	Boise St.	95 71	245	H	San Francisco	91 61	161	A	CSUN	52 65	161	A	CSUN	52 65

Non-Div I Games:

Washington St.

Average RPI Win:	289	WON-LOST	WINNING	LAST 10	STRENGTH OF	OPP. STRENGTH	TEAM	ADJ.	CONF.	ADJ CONF.
Average RPI Loss:	172	RECORD	PCT. RANK	GAMES	SCHEDULE	OF SCHEDULE	RPI	RPI	RPI	RPI
DIV. I ONLY	2- 13	326	0-10	269	209	330	330	14	14	
DIV. I NON-CONF.	2- 7	288	0- 0	275	253	312	312	12	12	

TOTALS	RPI 1-25	RPI 26-50	W-L RECORDS	RPI 51-100	RPI 101-150	RPI 150+				
2- 13	0- 0	0- 1	OVERALL	0- 0	0- 4	2- 8				
1- 6	0- 0	0- 0	HOME	0- 0	0- 4	1- 2				
1- 6	0- 0	0- 1	AWAY	0- 0	0- 0	1- 5				
0- 1	0- 0	0- 0	NEUTRAL	0- 0	0- 0	0- 1				
2- 7	0- 0	0- 1	NON-CONFERENCE	0- 0	0- 1	2- 5				
1- 2	0- 0	0- 0	HOME	0- 0	0- 1	1- 1				
1- 4	0- 0	0- 1	AWAY	0- 0	0- 0	1- 3				
0- 1	0- 0	0- 0	NEUTRAL	0- 0	0- 0	0- 1				
0- 6	0- 0	0- 0	CONFERENCE	0- 0	0- 3	0- 3				
0- 4	0- 0	0- 0	HOME	0- 0	0- 3	0- 1				
0- 2	0- 0	0- 0	AWAY	0- 0	0- 0	0- 2				
0- 0	0- 0	0- 0	NEUTRAL	0- 0	0- 0	0- 0				

RPI 1-25				RPI 26-50				RPI 51-100				RPI 101+				Team's RPI: 330
RPI	S	Opponent	Score	RPI	S	Opponent	Score	RPI	S	Opponent	Score	RPI	S	Opponent	Score	
				43	A	Utah	56 77					104	H	Idaho St.	57 70	
												106	H	Idaho	74 79	
												143	H	Portland	73 89	
												148	H	Portland St.	59 77	
												164	N	VCU	36 64	
												168	A	Pepperdine	47 68	
												190	H	Eastern Wash.	58 64	
												199	A	Southern Utah	79 84	
												210	H	UC Riverside	39 71	
												239	A	Northern Ariz.	64 74	
												258	A	Utah Valley	59 65	
												261	A	UTSA	59 66	
												273	H	UTEP	68 63	
												305	A	Incarnate Word	72 64	
LAST 12 Division I GAMES:																
190	H	Eastern Wash.	58 64	148	H	Portland St.	59 77									
210	H	UC Riverside	39 71	104	H	Idaho St.	57 70									
258	A	Utah Valley	59 65	199	A	Southern Utah	79 84									
43	A	Utah	56 77	239	A	Northern Ariz.	64 74									
168	A	Pepperdine	47 68	106	H	Idaho	74 79									
273	H	UTEP	68 63	261	A	UTSA	59 66									

Non-Div I Games: La Verne 105 43

Weber St.

Average RPI	Win: 224	WON-LOST	WINNING	LAST 10	STRENGTH OF	OPP. STRENGTH	TEAM	ADJ.	CONF.	ADJ CONF.
Average RPI	Loss: 36	RECORD	PCT. RANK	GAMES	SCHEDULE	OF SCHEDULE	RPI	RPI	RPI	RPI
DIV. I ONLY	11- 4	62	7-3	235	65	135	135	3	3	
DIV. I NON-CONF.	9- 2	43	1- 0	332	89	174	174	3	3	

TOTALS	RPI 1-25	RPI 26-50	W-L RECORDS	RPI 51-100	RPI 101-150	RPI 150+				
11- 4	0- 2	0- 1	OVERALL	3- 1	0- 0	8- 0				
8- 2	0- 1	0- 1	HOME	2- 0	0- 0	6- 0				
2- 1	0- 0	0- 0	AWAY	1- 1	0- 0	1- 0				
1- 1	0- 1	0- 0	NEUTRAL	0- 0	0- 0	1- 0				
9- 2	0- 1	0- 1	NON-CONFERENCE	2- 0	0- 0	7- 0				
7- 1	0- 0	0- 1	HOME	1- 0	0- 0	6- 0				
1- 0	0- 0	0- 0	AWAY	1- 0	0- 0	0- 0				
1- 1	0- 1	0- 0	NEUTRAL	0- 0	0- 0	1- 0				
2- 2	0- 1	0- 0	CONFERENCE	1- 1	0- 0	1- 0				
1- 1	0- 1	0- 0	HOME	1- 0	0- 0	0- 0				
1- 1	0- 0	0- 0	AWAY	0- 1	0- 0	1- 0				
0- 0	0- 0	0- 0	NEUTRAL	0- 0	0- 0	0- 0				

RPI 1-25				RPI 26-50				RPI 51-100				RPI 101+				Team's RPI: 135
RPI	S	Opponent	Score	RPI	S	Opponent	Score	RPI	S	Opponent	Score	RPI	S	Opponent	Score	
12	N	Iowa	81 84	35	H	Missouri	51 68	68	H	Oklahoma St.	67 58	153	A	Oklahoma	66 55	
23	H	Texas	58 70					73	A	TCU	48 62	230	H	Niagara	84 32	
								84	A	Pittsburgh	77 43	277	H	Bryant	94 48	
								90	H	Towson	90 43	287	H	Coppin St.	78 37	
												310	H	NJIT	95 50	
												320	H	Eastern Ky.	78 29	
												320	N	Eastern Ky.	81 39	
												322	H	Morgan St.	72 37	

LAST 12 Division I GAMES:																
230	H	Niagara	84 32	320	N	Eastern Ky.	81 39	153	A	Oklahoma	66 55					
90	H	Towson	90 43					68	H	Oklahoma St.	67 58					
322	H	Morgan St.	72 37					23	H	Texas	58 70					
320	H	Eastern Ky.	78 29					73	A	TCU	48 62					
84	A	Pittsburgh	77 43					12	N	Iowa	81 84					
35	H	Missouri	51 68													

Non-Div I Games:

West Virginia

Average RPI Win:	300	WON-LOST	WINNING	LAST 10	STRENGTH OF	OPP. STRENGTH	TEAM	ADJ.	CONF.	ADJ CONF.
Average RPI Loss:	196	RECORD	PCT. RANK	GAMES	SCHEDULE	OF SCHEDULE	RPI	RPI	RPI	RPI
DIV. I ONLY	2- 13	326	2-8	181	345	318	318	24	24	
DIV. I NON-CONF.	2- 11	316	0- 0	183	340	318	318	25	25	

TOTALS	RPI 1-25	RPI 26-50	W-L RECORDS	RPI 51-100	RPI 101-150	RPI 150+				
2- 13	0- 0	0- 2	OVERALL	0- 0	0- 1	2- 10				
1- 5	0- 0	0- 0	HOME	0- 0	0- 0	1- 5				
1- 8	0- 0	0- 2	AWAY	0- 0	0- 1	1- 5				
0- 0	0- 0	0- 0	NEUTRAL	0- 0	0- 0	0- 0				
2- 11	0- 0	0- 2	NON-CONFERENCE	0- 0	0- 1	2- 8				
1- 5	0- 0	0- 0	HOME	0- 0	0- 0	1- 5				
1- 6	0- 0	0- 2	AWAY	0- 0	0- 1	1- 3				
0- 0	0- 0	0- 0	NEUTRAL	0- 0	0- 0	0- 0				
0- 2	0- 0	0- 0	CONFERENCE	0- 0	0- 0	0- 2				
0- 0	0- 0	0- 0	HOME	0- 0	0- 0	0- 0				
0- 2	0- 0	0- 0	AWAY	0- 0	0- 0	0- 2				
0- 0	0- 0	0- 0	NEUTRAL	0- 0	0- 0	0- 0				

RPI 1-25				RPI 26-50				RPI 51-100				RPI 101+ Team's RPI: 318			
RPI	S	Opponent	Score	RPI	S	Opponent	Score	RPI	S	Opponent	Score	RPI	S	Opponent	Score
				30	A	Kentucky	39 99					105	A	Tennessee Tech	58 77
				34	A	Georgia Tech	49 84					156	H	North Ala.	66 89
												201	A	UNC Asheville	49 74
												207	A	Coastal Caro.	59 77
												209	A	Furman	55 65
												212	H	Gardner-Webb	52 62
												248	A	Wofford	65 91
												257	H	Campbell	37 63
												265	H	N. C. A&T	51 69
												276	A	Winthrop	65 57
												310	A	NJIT	71 79
												313	H	South Carolina St.	39 54
												324	H	USC Upstate	68 64

LAST 12 Division I GAMES:															
				30	A	Kentucky	39 99	209	A	Furman	55 65				
				324	H	USC Upstate	68 64	248	A	Wofford	65 91				
				265	H	N. C. A&T	51 69	212	H	Gardner-Webb	52 62				
				156	H	North Ala.	66 89	313	H	South Carolina St.	39 54				
				310	A	NJIT	71 79	276	A	Winthrop	65 57				
				105	A	Tennessee Tech	58 77	201	A	UNC Asheville	49 74				

Non-Div I Games: Young Harris 63 54

Western Caro.

Average RPI Win:	225	WON-LOST	WINNING	LAST 10	STRENGTH OF	OPP. STRENGTH	TEAM	ADJ.	CONF.	ADJ CONF.
Average RPI Loss:	135	RECORD	PCT. RANK	GAMES	SCHEDULE	OF SCHEDULE	RPI	RPI	RPI	RPI
DIV. I ONLY	4- 12	291	3-7	94	191	228	228	18	18	
DIV. I NON-CONF.	2- 9	297	0- 0	65	186	245	245	15	15	

TOTALS	RPI 1-25	RPI 26-50	W-L RECORDS	RPI 51-100	RPI 101-150	RPI 150+				
4- 12	0- 2	0- 3	OVERALL	0- 0	0- 1	4- 6				
2- 3	0- 1	0- 2	HOME	0- 0	0- 0	2- 0				
1- 6	0- 1	0- 1	AWAY	0- 0	0- 0	1- 4				
1- 3	0- 0	0- 0	NEUTRAL	0- 0	0- 1	1- 2				
2- 9	0- 2	0- 2	NON-CONFERENCE	0- 0	0- 1	2- 4				
1- 2	0- 1	0- 1	HOME	0- 0	0- 0	1- 0				
0- 4	0- 1	0- 1	AWAY	0- 0	0- 0	0- 2				
1- 3	0- 0	0- 0	NEUTRAL	0- 0	0- 1	1- 2				
2- 3	0- 0	0- 1	CONFERENCE	0- 0	0- 0	2- 2				
1- 1	0- 0	0- 1	HOME	0- 0	0- 0	1- 0				
1- 2	0- 0	0- 0	AWAY	0- 0	0- 0	1- 2				
0- 0	0- 0	0- 0	NEUTRAL	0- 0	0- 0	0- 0				

RPI 1-25				RPI 26-50				RPI 51-100				RPI 101+ Team's RPI: 228			
RPI	S	Opponent	Score	RPI	S	Opponent	Score	RPI	S	Opponent	Score	RPI	S	Opponent	Score
14	H	Drake	71 98	27	H	South Dakota St.	84 93					114	N	Northern Ill.	61 86
17	A	Butler	51 92	35	H	Missouri	64 89					160	A	Oral Roberts	64 68
				45	A	Purdue	60 81					163	H	Denver	87 78
												172	A	Bradley	68 82
												193	A	North Dakota	92 80
												209	N	Furman	85 78
												222	A	Southeast Mo. St.	71 81
												223	N	Eastern Ill.	62 64
												273	N	UTEP	72 84
												321	A	North Dakota St.	60 68
												334	H	Austin Peay	77 72
LAST 12 Division I GAMES:															
209	N	Furman	85 78	193	A	North Dakota	92 80								
273	N	UTEP	72 84	321	A	North Dakota St.	60 68								
114	N	Northern Ill.	61 86	160	A	Oral Roberts	64 68								
223	N	Eastern Ill.	62 64	163	H	Denver	87 78								
172	A	Bradley	68 82	27	H	South Dakota St.	84 93								
334	H	Austin Peay	77 72	222	A	Southeast Mo. St.	71 81								

Non-Div I Games: MacMurray 136 39 William Woods 81 73

Western III.

Average RPI Win: 195

Average RPI Loss: 53

WON-LOST
RECORDWINNING
PCT. RANKLAST 10
GAMESSTRENGTH OF
SCHEDULEOPP. STRENGTH
OF SCHEDULETEAM
RPIADJ.
RPICONF.
RPIADJ CONF.
RPIDIV. I ONLY
DIV. I NON-CONF.7- 8
4- 8188
2417-3
0- 131
3613
5101
129101
12916
1916
19

TOTALS

RPI 1-25

RPI 26-50

W-L RECORDS

RPI 51-100

RPI 101-150

RPI 150+

7- 8
5- 3
1- 3
1- 20- 5
0- 2
0- 2
0- 10- 1
0- 0
0- 0
0- 1OVERALL
HOME
AWAY
NEUTRAL1- 0
1- 0
0- 0
0- 02- 0
1- 0
1- 0
0- 04- 2
3- 1
0- 1
1- 04- 8
2- 3
1- 3
1- 20- 5
0- 2
0- 2
0- 10- 1
0- 0
0- 0
0- 1NON-CONFERENCE
HOME
AWAY
NEUTRAL0- 0
0- 0
0- 0
0- 01- 0
0- 0
1- 0
0- 03- 2
2- 1
0- 1
1- 03- 0
3- 0
0- 0
0- 00- 0
0- 0
0- 0
0- 00- 0
0- 0
0- 0
0- 0CONFERENCE
HOME
AWAY
NEUTRAL1- 0
1- 0
0- 0
0- 01- 0
1- 0
0- 0
0- 01- 0
1- 0
0- 0
0- 0

RPI 1-25

RPI 26-50

RPI 51-100

RPI 101+

Team's RPI: 101

RPI	S	Opponent	Score
1	A	Notre Dame	53 94
6	H	Louisville	80 102
11	N	Gonzaga	55 76
12	H	Iowa	67 104
18	A	Central Mich.	90 108

RPI	S	Opponent	Score
33	N	Oregon St.	60 74

RPI	S	Opponent	Score
78	H	Old Domini on	75 60

RPI	S	Opponent	Score
129	A	Little Rock	68 56
136	H	Charlotte	76 58
153	A	Oklahoma	83 90
167	H	Southern Ill.	83 76
191	H	Ball St.	83 86
263	H	Marshall	85 55
270	N	ETSU	82 68
322	H	Morgan St.	90 43

LAST 12 Division I GAMES:

1	A	Notre Dame	53 94	11	N	Gonzaga	55 76
191	H	Ball St.	83 86	270	N	ETSU	82 68
129	A	Little Rock	68 56	263	H	Marshall	85 55
322	H	Morgan St.	90 43	78	H	Old Domini on	75 60
33	N	Oregon St.	60 74	136	H	Charlotte	76 58
167	H	Southern Ill.	83 76	18	A	Central Mich.	90 108

Non-Div I Games:

Union (TN)

77 65

Bel larmi ne

95 57

Western Ky.

Loss, Non-Conf, S Site, H Home A Away N Neutral

Average RPI Win: 301
Average RPI Loss: 177

WON-LOST
RECORD

WINNING
PCT. RANK

LAST 10
GAMES

STRENGTH OF
SCHEDULE

OPP. STRENGTH
OF SCHEDULE

TEAM
RPI

ADJ.
RPI

CONF.
RPI

ADJ CONF.
RPI

DIV. I ONLY	6- 7	195	6-4	342	267	294	294	8	8
DIV. I NON-CONF.	5- 5	162	0- 0	350	237	331	331	8	8

TOTALS	RPI 1-25	RPI 26-50	W-L RECORDS	RPI 51-100	RPI 101-150	RPI 150+			
6- 7	0- 0	0- 0	OVERALL	0- 1	0- 0	6- 6			
2- 4	0- 0	0- 0	HOME	0- 1	0- 0	2- 3			
3- 2	0- 0	0- 0	AWAY	0- 0	0- 0	3- 2			
1- 1	0- 0	0- 0	NEUTRAL	0- 0	0- 0	1- 1			
5- 5	0- 0	0- 0	NON-CONFERENCE	0- 1	0- 0	5- 4			
2- 3	0- 0	0- 0	HOME	0- 1	0- 0	2- 2			
2- 1	0- 0	0- 0	AWAY	0- 0	0- 0	2- 1			
1- 1	0- 0	0- 0	NEUTRAL	0- 0	0- 0	1- 1			
1- 2	0- 0	0- 0	CONFERENCE	0- 0	0- 0	1- 2			
0- 1	0- 0	0- 0	HOME	0- 0	0- 0	0- 1			
1- 1	0- 0	0- 0	AWAY	0- 0	0- 0	1- 1			
0- 0	0- 0	0- 0	NEUTRAL	0- 0	0- 0	0- 0			

RPI 1-25				RPI 26-50				RPI 51-100				RPI 101+ Team's RPI: 294					
RPI	S	Opponent	Score	RPI	S	Opponent	Score	RPI	S	Opponent	Score	RPI	S	Opponent	Score		
								60	H	Michigan	42	79	155	H	Akron	59	72
												186	H	New Mexico St.	54	66	
												187	A	Ole Miss	66	69	
												193	N	North Dakota	50	62	
												206	A	Bowling Green	84	82	
												219	A	Eastern Mich.	61	64	
												237	H	Loyola Chicago	53	64	
												275	A	Fla. Atlantic	69	59	
												320	H	Eastern Ky.	64	53	
												332	A	Detroit Mercy	54	44	
												336	H	Purdue Fort Wayne	69	61	
												339	N	Florida A&M	69	50	
LAST 12 Division I GAMES:																	
275	A	Fla. Atlantic	69	59	219	A	Eastern Mich.	61	64	155	H	Akron	59	72			
332	A	Detroit Mercy	54	44	186	H	New Mexico St.	54	66	206	A	Bowling Green	84	82			
237	H	Loyola Chicago	53	64	339	N	Florida A&M	69	50	193	N	North Dakota	50	62			
320	H	Eastern Ky.	64	53	187	A	Ole Miss	66	69	186	H	New Mexico St.	54	66			
187	A	Ole Miss	66	69	60	H	Michigan	42	79								

Non-Div I Games: Saginaw Valley 75 51

Western Mich.

Loss, Non-Conf, S Site, H Home A Away N Neutral

Average RPI Win:	237	WON-LOST	WINNING	LAST 10	STRENGTH OF	OPP. STRENGTH	TEAM	ADJ.	CONF.	ADJ CONF.
Average RPI Loss:	129	RECORD	PCT. RANK	GAMES	SCHEDULE	OF SCHEDULE	RPI	RPI	RPI	RPI
DIV. I ONLY	7- 10	221	2-8	221	168	266	266	9	9	
DIV. I NON-CONF.	7- 6	153	0- 1	225	145	244	244	9	9	

TOTALS	RPI 1-25	RPI 26-50	W-L RECORDS	RPI 51-100	RPI 101-150	RPI 150+				
7- 10	0- 1	0- 0	OVERALL	0- 4	1- 2	6- 3				
7- 4	0- 0	0- 0	HOME	0- 2	1- 1	6- 1				
0- 3	0- 0	0- 0	AWAY	0- 0	0- 1	0- 2				
0- 3	0- 1	0- 0	NEUTRAL	0- 2	0- 0	0- 0				
7- 6	0- 1	0- 0	NON-CONFERENCE	0- 4	1- 1	6- 0				
7- 3	0- 0	0- 0	HOME	0- 2	1- 1	6- 0				
0- 0	0- 0	0- 0	AWAY	0- 0	0- 0	0- 0				
0- 3	0- 1	0- 0	NEUTRAL	0- 2	0- 0	0- 0				
0- 4	0- 0	0- 0	CONFERENCE	0- 0	0- 1	0- 3				
0- 1	0- 0	0- 0	HOME	0- 0	0- 0	0- 1				
0- 3	0- 0	0- 0	AWAY	0- 0	0- 1	0- 2				
0- 0	0- 0	0- 0	NEUTRAL	0- 0	0- 0	0- 0				

RPI 1-25				RPI 26-50				RPI 51-100				RPI 101+ Team's RPI: 266			
RPI	S	Opponent	Score	RPI	S	Opponent	Score	RPI	S	Opponent	Score	RPI	S	Opponent	Score
21	N	South Dakota	64 73					68	H	Oklahoma St.	47 60	105	H	Tennessee Tech	45 55
								74	H	Creighton	71 83	127	A	Tulsa	49 63
								94	N	Northwestern	43 65	138	H	Missouri St.	63 60
								95	N	Washington St.	59 85	151	H	Louisiana Tech	70 56
												180	H	Grambling	70 61
												198	A	East Carolina	56 78
												218	H	Sam Houston St.	63 55
												233	A	SMU	50 78
												272	H	Memphis	50 71
												289	H	Houston Baptist	68 50
												338	H	Savannah St.	66 50
												343	H	Ark.-Pine Bluff	76 39

LAST 12 Division I GAMES:															
338	H	Savannah St.	66 50	95	N	Washington St.	59 85	233	A	SMU	50 78				
94	N	Northwestern	43 65	272	H	Memphis	50 71	198	A	East Carolina	56 78				
180	H	Grambling	70 61	127	A	Tulsa	49 63	151	H	Louisiana Tech	70 56				
74	H	Creighton	71 83												
105	H	Tennessee Tech	45 55												
68	H	Oklahoma St.	47 60												

Non-Div I Games:

Wichita St.

Average RPI	Win: 242	WON-LOST	WINNING	LAST 10	STRENGTH OF	OPP. STRENGTH	TEAM	ADJ.	CONF.	ADJ CONF.
Average RPI	Loss: 136	RECORD	PCT. RANK	GAMES	SCHEDULE	OF SCHEDULE	RPI	RPI	RPI	RPI
DIV. I ONLY	9- 6	112	6-4	217	241	165	165	10	10	
DIV. I NON-CONF.	7- 4	109	0- 0	245	252	147	147	13	13	

TOTALS	RPI 1-25	RPI 26-50	W-L RECORDS	RPI 51-100	RPI 101-150	RPI 150+				
9- 6	0- 0	0- 1	OVERALL	0- 1	0- 2	9- 2				
5- 2	0- 0	0- 0	HOME	0- 0	0- 0	5- 2				
4- 4	0- 0	0- 1	AWAY	0- 1	0- 2	4- 0				
0- 0	0- 0	0- 0	NEUTRAL	0- 0	0- 0	0- 0				
7- 4	0- 0	0- 0	NON-CONFERENCE	0- 1	0- 2	7- 1				
4- 1	0- 0	0- 0	HOME	0- 0	0- 0	4- 1				
3- 3	0- 0	0- 0	AWAY	0- 1	0- 2	3- 0				
0- 0	0- 0	0- 0	NEUTRAL	0- 0	0- 0	0- 0				
2- 2	0- 0	0- 1	CONFERENCE	0- 0	0- 0	2- 1				
1- 1	0- 0	0- 0	HOME	0- 0	0- 0	1- 1				
1- 1	0- 0	0- 1	AWAY	0- 0	0- 0	1- 0				
0- 0	0- 0	0- 0	NEUTRAL	0- 0	0- 0	0- 0				

RPI 1-25				RPI 26-50				RPI 51-100				RPI 101+				Team's RPI: 165	
RPI	S	Opponent	Score	RPI	S	Opponent	Score	RPI	S	Opponent	Score	RPI	S	Opponent	Score		
				29	A	Northeastern	74 88										
								78	A	Old Domini on	69 83	107	A	Hartford	45 50		
												128	A	Davi dson	65 76		
												159	H	UNCW	70 64		
												164	H	VCU	55 72		
												189	H	George Washi ngton	73 59		
												198	H	East Carol ina	63 43		
												226	H	Howard	88 75		
												231	A	Hofstra	60 55		
												279	A	Norfol k St.	55 44		
												285	H	Ri chmond	65 55		
												298	A	Fai rfi eld	60 54		
												308	H	Col . of Charleston	54 66		
												314	A	Loyol a Maryl and	65 49		
LAST 12 Divi si on I GAMES:																	
				279	A	Norfol k St.	55 44					308	H	Col . of Charl eston	54 66		
				78	A	Old Domini on	69 83					159	H	UNCW	70 64		
				285	H	Ri chmond	65 55					29	A	Northeastern	74 88		
				298	A	Fai rfi eld	60 54					231	A	Hofstra	60 55		
				107	A	Hartford	45 50					189	H	George Washi ngton	73 59		
				198	H	East Carol ina	63 43					128	A	Davi dson	65 76		

Non-Di v I Games:

William & Mary

Average RPI Win:	300	WON-LOST	WINNING	LAST 10	STRENGTH OF	OPP. STRENGTH	TEAM	ADJ.	CONF.	ADJ CONF.
Average RPI Loss:	201	RECORD	PCT. RANK	GAMES	SCHEDULE	OF SCHEDULE	RPI	RPI	RPI	RPI
DIV. I ONLY	7- 8	188	6-4	335	337	276	276	28	28	
DIV. I NON-CONF.	4- 6	212	0- 0	291	333	261	261	29	29	

TOTALS	RPI 1-25	RPI 26-50	W-L RECORDS	RPI 51-100	RPI 101-150	RPI 150+				
7- 8	0- 0	0- 1	OVERALL	0- 1	0- 1	7- 5				
4- 2	0- 0	0- 0	HOME	0- 0	0- 0	4- 2				
3- 6	0- 0	0- 1	AWAY	0- 1	0- 1	3- 3				
0- 0	0- 0	0- 0	NEUTRAL	0- 0	0- 0	0- 0				
4- 6	0- 0	0- 1	NON-CONFERENCE	0- 1	0- 0	4- 4				
2- 1	0- 0	0- 0	HOME	0- 0	0- 0	2- 1				
2- 5	0- 0	0- 1	AWAY	0- 1	0- 0	2- 3				
0- 0	0- 0	0- 0	NEUTRAL	0- 0	0- 0	0- 0				
3- 2	0- 0	0- 0	CONFERENCE	0- 0	0- 1	3- 1				
2- 1	0- 0	0- 0	HOME	0- 0	0- 0	2- 1				
1- 1	0- 0	0- 0	AWAY	0- 0	0- 1	1- 0				
0- 0	0- 0	0- 0	NEUTRAL	0- 0	0- 0	0- 0				

RPI	S	Opponent	Score	RPI	S	Opponent	Score	RPI	S	Opponent	Score	RPI	S	Opponent	Score	Team's RPI: 276
46	A	James Madison	39 56	88	A	Georgia	39 85	149	A	Radford	49 70	152	A	Wisconsin	41 76	
								188	H	Elon	58 57	248	A	Wofford	53 70	
								257	A	Campbell	59 46	282	A	Ga. Southern	55 64	
								308	A	Col. of Charleston	71 64	313	A	South Carolina St.	58 50	
								318	H	Western Caro.	57 65	324	H	USC Upstate	50 76	
								341	H	Charleston So.	57 52	347	H	Longwood	77 69	
								348	H	N.C. Central	66 41					
LAST 12 Division I GAMES:																
318	H	Western Caro.	57 65	257	A	Campbell	59 46									
282	A	Ga. Southern	55 64	149	A	Radford	49 70									
188	H	Elon	58 57	324	H	USC Upstate	50 76									
313	A	South Carolina St.	58 50	341	H	Charleston So.	57 52									
308	A	Col. of Charleston	71 64	347	H	Longwood	77 69									
46	A	James Madison	39 56	248	A	Wofford	53 70									

Non-Div I Games: Newberry

63 67

Winthrop

W
i
s
c
o
n
s
i
nW
i
s
c
o
n
s
i
n

Wi sconsi n

Average RPI Win:	295	WON-LOST	WINNING	LAST 10	STRENGTH OF	OPP. STRENGTH	TEAM	ADJ.	CONF.	ADJ CONF.
Average RPI Loss:	171	RECORD	PCT. RANK	GAMES	SCHEDULE	OF SCHEDULE	RPI	RPI	RPI	RPI
DIV. I ONLY	7- 7	166	7-3	338	265	248	248	24	24	
DIV. I NON-CONF.	5- 7	206	0- 0	308	271	251	251	25	25	

TOTALS	RPI 1-25	RPI 26-50	W-L RECORDS	RPI 51-100	RPI 101-150	RPI 150+				
7- 7	0- 0	0- 2	OVERALL	0- 0	0- 2	7- 3				
5- 0	0- 0	0- 0	HOME	0- 0	0- 0	5- 0				
2- 7	0- 0	0- 2	AWAY	0- 0	0- 2	2- 3				
0- 0	0- 0	0- 0	NEUTRAL	0- 0	0- 0	0- 0				
5- 7	0- 0	0- 2	NON-CONFERENCE	0- 0	0- 2	5- 3				
3- 0	0- 0	0- 0	HOME	0- 0	0- 0	3- 0				
2- 7	0- 0	0- 2	AWAY	0- 0	0- 2	2- 3				
0- 0	0- 0	0- 0	NEUTRAL	0- 0	0- 0	0- 0				
2- 0	0- 0	0- 0	CONFERENCE	0- 0	0- 0	2- 0				
2- 0	0- 0	0- 0	HOME	0- 0	0- 0	2- 0				
0- 0	0- 0	0- 0	AWAY	0- 0	0- 0	0- 0				
0- 0	0- 0	0- 0	NEUTRAL	0- 0	0- 0	0- 0				

RPI 1-25				RPI 26-50				RPI 51-100				RPI 101+ Team's RPI: 248			
RPI	S	Opponent	Score	RPI	S	Opponent	Score	RPI	S	Opponent	Score	RPI	S	Opponent	Score
				34	A	Georgi a Tech	40 81					112	A	Appal achian St.	70 94
				44	A	Cl emson	77 85					136	A	Charlotte	63 85
												201	A	UNC Asheville	46 60
												212	H	Gardner-Webb	59 53
												276	H	Winthrop	70 53
												282	A	Ga. Southern	81 65
												308	H	Col. of Charleston	78 58
												318	H	Western Caro.	91 65
												319	A	Presbyteri an	50 61
												323	H	UNC Greensboro	93 66
												347	A	Longwood	101 72
												348	A	N. C. Central	59 66
LAST 12 Division I GAMES:															
				347	A	Longwood	101 72					323	H	UNC Greensboro	93 66
				212	H	Gardner-Webb	59 53					318	H	Western Caro.	91 65
				201	A	UNC Asheville	46 60					34	A	Georgi a Tech	40 81
				276	H	Winthrop	70 53					112	A	Appal achian St.	70 94
				308	H	Col. of Charleston	78 58					348	A	N. C. Central	59 66
				319	A	Presbyteri an	50 61					136	A	Charlotte	63 85

Non-Div I Games: Warren Wilson 107 30 Southern Wesleyan 110 47 Brevard 106 52

Wofford

Average RPI Win: 196		WON-LOST	WINNING	LAST 10	STRENGTH OF		OPP. STRENGTH	TEAM	ADJ.	CONF.	ADJ. CONF.
Loss: 130		RECORD	PCT. RANK	GAMES	SCHEDULE		OF SCHEDULE	RPI	RPI	RPI	RPI
DIV. I ONLY		12- 4	53	9-1	216		151	83	83	19	19
DIV. I NON-CONF.		7- 4	109	0- 0	165		160	92	92	18	18
TOTALS		RPI 1-25	RPI 26-50		W-L RECORDS		RPI 51-100	RPI 101-150	RPI 150+		
12- 4	0- 0	1- 1		OVERALL		1- 1	2- 1	8- 1			
3- 1	0- 0	1- 0		HOME		1- 1	0- 0	1- 0			
5- 3	0- 0	0- 1		AWAY		0- 0	1- 1	4- 1			
4- 0	0- 0	0- 0		NEUTRAL		0- 0	1- 0	3- 0			
7- 4	0- 0	0- 1		NON-CONFERENCE		1- 1	1- 1	5- 1			
1- 1	0- 0	0- 0		HOME		1- 1	0- 0	0- 0			
2- 3	0- 0	0- 1		AWAY		0- 0	0- 1	2- 1			
4- 0	0- 0	0- 0		NEUTRAL		0- 0	1- 0	3- 0			
5- 0	0- 0	1- 0		CONFERENCE		0- 0	1- 0	3- 0			
2- 0	0- 0	1- 0		HOME		0- 0	0- 0	1- 0			
3- 0	0- 0	0- 0		AWAY		0- 0	1- 0	2- 0			
0- 0	0- 0	0- 0		NEUTRAL		0- 0	0- 0	0- 0			

RPI 1-25				RPI 26-50				RPI 51-100				RPI 101+			
RPI	S	Opponent	Score	RPI	S	Opponent	Score	RPI	S	Opponent	Score	RPI	S	Opponent	Score
				32	A	Michigan St.	68 84	62	H	Belmont	63 79	116	N	Marist	76 60
				42	H	Green Bay	85 67	71	H	Kent St.	61 55	136	A	Charlotte	85 88
												137	A	IUPUI	78 75
												157	N	Drexel	71 63
												182	H	Milwaukee	61 57
												231	N	Hofstra	93 64
												235	A	UNLV	68 52
												240	N	Stetson	57 44
												267	A	Northern Ky.	61 55
												290	A	CSU Bakersfield	74 76
												337	A	UIC	79 46
												340	A	Manhattan	60 44
LAST 12 Division I GAMES:															
				136	A	Charlotte	85 88	267	A	Northern Ky.	61 55				
				340	A	Manhattan	60 44	182	H	Milwaukee	61 57				
				157	N	Drexel	71 63	42	H	Green Bay	85 67				
				71	H	Kent St.	61 55	337	A	UIC	79 46				
				116	N	Marist	76 60	137	A	IUPUI	78 75				
				240	N	Stetson	57 44	231	N	Hofstra	93 64				

Non-Div I Games:	Kentucky St.	83	53
------------------	--------------	----	----

Wright St.

Loss, Non-Conf, S Site, H Home A Away N Neutral

W
Y
o
m
i
n
g

Wyoming

Average RPI Win: 149

Average RPI Loss: 83

WON-LOST
RECORD

7- 4

5- 2

WINNING
PCT. RANK

100

82

LAST 10
GAMES

7-3

0- 0

STRENGTH OF
SCHEDULE

75

43

OPP. STRENGTH
OF SCHEDULE

81

66

TEAM
RPI

65

24

ADJ.
RPI

65

24

CONF.
RPI

12

11

ADJ CONF.
RPI

12

11

DIV. I ONLY

7- 4

100

7-3

75

81

65

65

12

12

DIV. I NON-CONF.

5- 2

82

0- 0

43

66

24

24

11

11

TOTALS

RPI 1-25

RPI 26-50

W-L RECORDS

RPI 51-100

RPI 101-150

RPI 150+

7- 4

0- 0

1- 0

OVERALL

0- 3

2- 1

4- 0

6- 0

0- 0

1- 0

HOME

0- 0

2- 0

3- 0

0- 4

0- 0

0- 0

AWAY

0- 3

0- 1

0- 0

1- 0

0- 0

0- 0

NEUTRAL

0- 0

0- 0

1- 0

5- 2

0- 0

1- 0

NON-CONFERENCE

0- 2

2- 0

2- 0

4- 0

0- 0

1- 0

HOME

0- 0

2- 0

1- 0

0- 2

0- 0

0- 0

AWAY

0- 2

0- 0

0- 0

1- 0

0- 0

0- 0

NEUTRAL

0- 0

0- 0

1- 0

2- 2

0- 0

0- 0

CONFERENCE

0- 1

0- 1

2- 0

2- 0

0- 0

0- 0

HOME

0- 0

0- 0

2- 0

0- 2

0- 0

0- 0

AWAY

0- 1

0- 1

0- 0

0- 0

0- 0

0- 0

NEUTRAL

0- 0

0- 0

0- 0

RPI 1-25

RPI 26-50

RPI 51-100

Team's RPI: 65

RPI 101+

RPI S Opponent Score

RPI S Opponent Score

RPI S Opponent Score

RPI S Opponent Score

RPI S Opponent Score

27 H South Dakota St. 77 70

54 A Saint Mary's (CA) 84 90

58 A Boise St. 64 72

76 A Pacific 64 70

106 H Idaho 64 61

110 H Montana St. 66 58

142 A Utah St. 42 50

163 H Denver 78 74

200 N North Texas 53 49

204 H San Diego St. 87 45

235 H UNLV 90 62

LAST 12 Division I GAMES:

106 H Idaho 64 61

142 A Utah St. 42 50

163 H Denver 78 74

204 H San Diego St. 87 45

110 H Montana St. 66 58

235 H UNLV 90 62

76 A Pacific 64 70

58 A Boise St. 64 72

200 N North Texas 53 49

27 H South Dakota St. 77 70

54 A Saint Mary's (CA) 84 90

Non-Div I Games:

Chadron St. 80 33

UC-Col o. Springs 98 37

Wyoming

Loss, Non-Conf, S Site, H Home A Away N Neutral

Page 348

Average RPI Win: 219

Average RPI Loss: 81

WON-LOST
RECORDWINNING
PCT. RANKLAST 10
GAMESSTRENGTH OF
SCHEDULEOPP. STRENGTH
OF SCHEDULETEAM
RPIADJ.
RPICONF.
RPIADJ CONF.
RPIDIV. I ONLY
DIV. I NON-CONF.10- 6
9- 2102
435-5
0- 0176
280136
239166
125166
1255
45
4

TOTALS

RPI 1-25

RPI 26-50

W-L RECORDS

RPI 51-100

RPI 101-150

RPI 150+

10- 6

0- 1

0- 0

OVERALL

2- 4

1- 1

7- 0

9- 3

0- 1

0- 0

HOME

1- 2

1- 0

7- 0

1- 3

0- 0

0- 0

AWAY

1- 2

0- 1

0- 0

0- 0

0- 0

0- 0

NEUTRAL

0- 0

0- 0

0- 0

9- 2

0- 0

0- 0

NON-CONFERENCE

1- 1

1- 1

7- 0

8- 1

0- 0

0- 0

HOME

0- 1

1- 0

7- 0

1- 1

0- 0

0- 0

AWAY

1- 0

0- 1

0- 0

0- 0

0- 0

0- 0

NEUTRAL

0- 0

0- 0

0- 0

1- 4

0- 1

0- 0

CONFERENCE

1- 3

0- 0

0- 0

1- 2

0- 1

0- 0

HOME

1- 1

0- 0

0- 0

0- 2

0- 0

0- 0

AWAY

0- 2

0- 0

0- 0

0- 0

0- 0

0- 0

NEUTRAL

0- 0

0- 0

0- 0

RPI 1-25

RPI 26-50

RPI 51-100

RPI 101+

Team's RPI: 166

RPI S Opponent
17 H ButlerScore
41 63

RPI S Opponent

Score

RPI S Opponent
53 A VillanovaScore
71 75

87 H Seton Hall

63 62

91 A Wake Forest

62 50

93 A Georgetown

61 68

97 H Minnesota

53 78

98 H St. John's (NY)

57 76

RPI S Opponent
105 H Tennessee TechScore
70 60

130 A Cincinnati

61 79

156 H North Ala.

94 81

206 H Bowling Green

65 49

262 H Alabama St.

87 58

298 H Fairfield

48 35

300 H New Orleans

61 45

342 H Chicago St.

91 57

346 H Delaware St.

80 59

LAST 12 Division I GAMES:

262 H Alabama St.

87 58

17 H Butler

41 63

130 A Cincinnati

61 79

87 H Seton Hall

63 62

346 H Delaware St.

80 59

98 H St. John's (NY)

57 76

156 H North Ala.

94 81

53 A Villanova

71 75

206 H Bowling Green

65 49

93 A Georgetown

61 68

91 A Wake Forest

62 50

300 H New Orleans

61 45

X
a
v
i
e
rX
a
v
i
e
r

Non-Div I Games:

Xavier

Average RPI Win:	262	WON-LOST	WINNING	LAST 10	STRENGTH OF	OPP. STRENGTH	TEAM	ADJ.	CONF.	ADJ CONF.
Average RPI Loss:	100	RECORD	PCT. RANK	GAMES	SCHEDULE	OF SCHEDULE	RPI	RPI	RPI	RPI
DIV. I ONLY	10- 5	86	8-2	237	264	115	115	11	11	
DIV. I NON-CONF.	10- 5	91	1- 0	253	272	108	108	10	10	

TOTALS	RPI 1-25	RPI 26-50	W-L RECORDS	RPI 51-100	RPI 101-150	RPI 150+				
10- 5	0- 0	0- 0	OVERALL	0- 2	1- 3	9- 0				
3- 0	0- 0	0- 0	HOME	0- 0	0- 0	3- 0				
4- 5	0- 0	0- 0	AWAY	0- 2	1- 3	3- 0				
3- 0	0- 0	0- 0	NEUTRAL	0- 0	0- 0	3- 0				
10- 5	0- 0	0- 0	NON-CONFERENCE	0- 2	1- 3	9- 0				
3- 0	0- 0	0- 0	HOME	0- 0	0- 0	3- 0				
4- 5	0- 0	0- 0	AWAY	0- 2	1- 3	3- 0				
3- 0	0- 0	0- 0	NEUTRAL	0- 0	0- 0	3- 0				
0- 0	0- 0	0- 0	CONFERENCE	0- 0	0- 0	0- 0				
0- 0	0- 0	0- 0	HOME	0- 0	0- 0	0- 0				
0- 0	0- 0	0- 0	AWAY	0- 0	0- 0	0- 0				
0- 0	0- 0	0- 0	NEUTRAL	0- 0	0- 0	0- 0				

RPI 1-25				RPI 26-50				RPI 51-100				RPI 101+ Team's RPI: 115			
RPI	S	Opponent	Score	RPI	S	Opponent	Score	RPI	S	Opponent	Score	RPI	S	Opponent	Score
								52	A	SFA	57 67	108	A	Providence	42 59
								98	A	St. John's (NY)	52 56	114	A	Northern Ill.	80 89
												119	A	Youngstown St.	58 56
												130	A	Cincinnati	52 66
												197	N	Saint Louis	58 52
												230	N	Niagara	67 64
												265	N	N.C. A&T	59 49
												271	H	Colgate	80 61
												297	A	Vermont	58 55
												302	H	Saint Peter's	72 56
												304	H	Central Conn. St.	58 46
												309	A	Army West Point	62 51
												325	A	Wagner	74 41

LAST 12 Division I GAMES:															
297	A	Vermont	58 55	265	N	N.C. A&T	59 49	52	A	SFA	57 67	230	N	Niagara	67 64
98	A	St. John's (NY)	52 56	197	N	Saint Louis	58 52	304	H	Central Conn. St.	58 46	309	A	Army West Point	62 51
302	H	Saint Peter's	72 56												
108	A	Providence	42 59												
325	A	Wagner	74 41												
119	A	Youngstown St.	58 56												

Non-Div I Games:

Yale

Average RPI	Win: 236	WON-LOST	WINNING	LAST 10	STRENGTH OF	OPP. STRENGTH	TEAM	ADJ.	CONF.	ADJ CONF.
Average RPI	Loss: 95	RECORD	PCT. RANK	GAMES	SCHEDULE	OF SCHEDULE	RPI	RPI	RPI	RPI
DIV. I ONLY	10- 5	86	7-3	202	225	119	119	19	19	
DIV. I NON-CONF.	6- 3	91	0- 0	70	274	69	69	18	18	
<hr/>										
TOTALS	RPI 1-25	RPI 26-50	W-L RECORDS	RPI 51-100	RPI 101-150	RPI 150+				
10- 5	0- 0	0- 1	OVERALL	1- 2	1- 1	8- 1				
6- 1	0- 0	0- 0	HOME	0- 0	1- 1	5- 0				
4- 4	0- 0	0- 1	AWAY	1- 2	0- 0	3- 1				
0- 0	0- 0	0- 0	NEUTRAL	0- 0	0- 0	0- 0				
6- 3	0- 0	0- 0	NON-CONFERENCE	1- 2	0- 1	5- 0				
4- 1	0- 0	0- 0	HOME	0- 0	0- 1	4- 0				
2- 2	0- 0	0- 0	AWAY	1- 2	0- 0	1- 0				
0- 0	0- 0	0- 0	NEUTRAL	0- 0	0- 0	0- 0				
4- 2	0- 0	0- 1	CONFERENCE	0- 0	1- 0	3- 1				
2- 0	0- 0	0- 0	HOME	0- 0	1- 0	1- 0				
2- 2	0- 0	0- 1	AWAY	0- 0	0- 0	2- 1				
0- 0	0- 0	0- 0	NEUTRAL	0- 0	0- 0	0- 0				

RPI	S	Opponent	Score	RPI	S	Opponent	Score	RPI	S	Opponent	Score	RPI	S	Opponent	Score	Team's RPI: 119
42	A	Green Bay	42 60	66	A	Bucknell	68 73	115	H	Yale	56 58	137	H	IUPUI	70 52	
				71	A	Kent St.	34 62	155	H	Akron	72 61	182	A	Milwaukee	68 71	
				84	A	Pittsburgh	64 55	231	H	Saint Francis (PA)	80 56	237	H	Loyola Chicago	74 63	
								259	H	Robert Morris	69 59	284	A	Oakland	69 55	
								299	A	Canisius	62 36	332	A	Detroit Mercy	85 59	
								337	H	UIC	81 29					
<hr/>																
LAST 12 Division I GAMES:																
66	A	Bucknell	68 73	42	A	Green Bay	42 60	182	A	Milwaukee	68 71	137	H	IUPUI	70 52	
231	H	Saint Francis (PA)	80 56	284	A	Oakland	69 55	337	H	UIC	81 29					
299	A	Canisius	62 36	332	A	Detroit Mercy	85 59									
155	H	Akron	72 61													
115	H	Yale	56 58													
71	A	Kent St.	34 62													

Non-Div I Games: Thiel 76 53 Carlow 90 31

Youngstown St.