

Average RPI Win:	268	WON-LOST	WINNING	LAST 10	STRENGTH OF	OPP. STRENGTH	TEAM	ADJ.	CONF.	ADJ CONF.
Average RPI Loss:	184	RECORD	PCT. RANK	GAMES	SCHEDULE	OF SCHEDULE	RPI	RPI	RPI	RPI
DIV. I ONLY	3- 11	304	2- 8	150	347	302	302	27	27	
DIV. I NON-CONF.	1- 7	313	0- 5	75	347	300	300	26	26	
TOTALS	RPI 1-25	RPI 26-50	W-L RECORDS	RPI 51-100	RPI 101-150	RPI 150+				
3- 11	0- 0	0- 1	OVERALL	0- 1	0- 1	3- 8				
3- 3	0- 0	0- 0	HOME	0- 0	0- 1	3- 2				
0- 7	0- 0	0- 1	AWAY	0- 1	0- 0	0- 5				
0- 1	0- 0	0- 0	NEUTRAL	0- 0	0- 0	0- 1				
1- 7	0- 0	0- 1	NON-CONFERENCE	0- 0	0- 1	1- 5				
1- 2	0- 0	0- 0	HOME	0- 0	0- 1	1- 1				
0- 4	0- 0	0- 1	AWAY	0- 0	0- 0	0- 3				
0- 1	0- 0	0- 0	NEUTRAL	0- 0	0- 0	0- 1				
2- 4	0- 0	0- 0	CONFERENCE	0- 1	0- 0	2- 3				
2- 1	0- 0	0- 0	HOME	0- 0	0- 0	2- 1				
0- 3	0- 0	0- 0	AWAY	0- 1	0- 0	0- 2				
0- 0	0- 0	0- 0	NEUTRAL	0- 0	0- 0	0- 0				

RPI	S	Opponent	Score	RPI	S	Opponent	Score	RPI	S	Opponent	Score	RPI	S	Opponent	Score	Team's RPI: 302
27	A	Texas A&M	55 84	74	A	SFA	56 64	109	H	Toledo	60 76	156	H	Central Ark.	41 49	
								163	A	Rice	36 70	177	H	Texas Southern	64 61	
								210	A	New Orleans	54 75	218	A	Texas St.	50 57	
								248	A	UTRGV	46 55	248	H	UTRGV	65 68	
								259	N	UC Santa Barbara	60 66	301	H	Northwestern St.	60 51	
								313	A	Nicholls St.	54 74	325	H	Southeastern La.	77 61	
LAST 12 Division I GAMES:																
156	H	Central Ark.	41 49	248	A	UTRGV	46 55									
325	H	Southeastern La.	77 61	259	N	UC Santa Barbara	60 66									
301	H	Northwestern St.	60 51	163	A	Rice	36 70									
74	A	SFA	56 64	27	A	Texas A&M	55 84									
313	A	Nicholls St.	54 74	248	H	UTRGV	65 68									
210	A	New Orleans	54 75	218	A	Texas St.	50 57									

Non-Div I Games: Schreiner 73 44 Okla. Panhandle 66 40 Montana Tech 83 50

A&M-Corpus Christi

Loss, Non-Conf, S Site, H Home A Away N Neutral

Average RPI Win: 210	WON-LOST	WINNING	LAST 10	STRENGTH OF	OPP. STRENGTH	TEAM	ADJ.	CONF.	ADJ CONF.
Average RPI Loss: 119	RECORD	PCT. RANK	GAMES	SCHEDULE	OF SCHEDULE	RPI	RPI	RPI	RPI
DIV. I ONLY	7- 7	160	5- 3	76	254	136	136	27	27
DIV. I NON-CONF.	3- 6	230	1- 4	91	204	190	190	26	26
TOTALS	RPI 1-25	RPI 26-50	W-L RECORDS	RPI 51-100	RPI 101-150	RPI 150+			
7- 7	0- 1	0- 1	OVERALL	0- 2	1- 0	6- 3			
5- 2	0- 0	0- 0	HOME	0- 1	1- 0	4- 1			
1- 5	0- 1	0- 1	AWAY	0- 1	0- 0	1- 2			
1- 0	0- 0	0- 0	NEUTRAL	0- 0	0- 0	1- 0			
3- 6	0- 1	0- 1	NON-CONFERENCE	0- 1	0- 0	3- 3			
2- 1	0- 0	0- 0	HOME	0- 0	0- 0	2- 1			
0- 5	0- 1	0- 1	AWAY	0- 1	0- 0	0- 2			
1- 0	0- 0	0- 0	NEUTRAL	0- 0	0- 0	1- 0			
4- 1	0- 0	0- 0	CONFERENCE	0- 1	1- 0	3- 0			
3- 1	0- 0	0- 0	HOME	0- 1	1- 0	2- 0			
1- 0	0- 0	0- 0	AWAY	0- 0	0- 0	1- 0			
0- 0	0- 0	0- 0	NEUTRAL	0- 0	0- 0	0- 0			

RPI 1-25				RPI 26-50				RPI 51-100				RPI 101+ Team's RPI: 136			
RPI	S	Opponent	Score	RPI	S	Opponent	Score	RPI	S	Opponent	Score	RPI	S	Opponent	Score
9	A	Baylor	34 79	27	A	Texas A&M	45 71	56	A	Missouri	46 52	126	H	Lamar University	77 59
								74	H	SFA	61 70	156	H	Central Ark.	83 76
												160	A	UTSA	68 71
												162	H	Omaha	73 66
												208	A	Wichita St.	62 81
												210	H	New Orleans	68 55
												246	N	Murray St.	81 57
												248	H	UTRGV	70 54
												300	H	UMKC	68 71
												325	A	Southeastern La.	82 57
LAST 12 Division I GAMES:															
126	H	Lamar University	77 59	208	A	Wichita St.	62 81	300	H	UMKC	68 71				
74	H	SFA	61 70					9	A	Baylor	34 79				
156	H	Central Ark.	83 76					160	A	UTSA	68 71				
210	H	New Orleans	68 55					27	A	Texas A&M	45 71				
325	A	Southeastern La.	82 57					248	H	UTRGV	70 54				
246	N	Murray St.	81 57												

Non-Div I Games: Harding 74 62 Sul Ross St. 106 58 Howard Payne 87 52

Abilene Christian

Loss, Non-Conf, S Site, H Home A Away N Neutral

Average RPI Win:	336	WON-LOST	WINNING	LAST 10	STRENGTH OF	OPP. STRENGTH	TEAM	ADJ.	CONF.	ADJ CONF.
Average RPI Loss:	172	RECORD	PCT. RANK	GAMES	SCHEDULE	OF SCHEDULE	RPI	RPI	RPI	RPI
DIV. I ONLY	2- 13	324	1- 9	191	317	314	314	13	13	
DIV. I NON-CONF.	2- 8	288	2- 5	240	336	318	318	15	15	
TOTALS	RPI 1-25	RPI 26-50	W-L RECORDS	RPI 51-100	RPI 101-150	RPI 150+				
2- 13	0- 0	0- 0	OVERALL	0- 2	0- 5	2- 6				
1- 6	0- 0	0- 0	HOME	0- 1	0- 4	1- 1				
1- 7	0- 0	0- 0	AWAY	0- 1	0- 1	1- 5				
0- 0	0- 0	0- 0	NEUTRAL	0- 0	0- 0	0- 0				
2- 8	0- 0	0- 0	NON-CONFERENCE	0- 1	0- 3	2- 4				
1- 4	0- 0	0- 0	HOME	0- 0	0- 3	1- 1				
1- 4	0- 0	0- 0	AWAY	0- 1	0- 0	1- 3				
0- 0	0- 0	0- 0	NEUTRAL	0- 0	0- 0	0- 0				
0- 5	0- 0	0- 0	CONFERENCE	0- 1	0- 2	0- 2				
0- 2	0- 0	0- 0	HOME	0- 1	0- 1	0- 0				
0- 3	0- 0	0- 0	AWAY	0- 0	0- 1	0- 2				
0- 0	0- 0	0- 0	NEUTRAL	0- 0	0- 0	0- 0				

RPI 1-25				RPI 26-50				RPI 51-100				RPI 101+				Team's RPI: 314	
RPI	S	Opponent	Score	RPI	S	Opponent	Score	RPI	S	Opponent	Score	RPI	S	Opponent	Score		
								85	A	Colorado	68	95	103	H	Colorado St.	35	72
								94	H	Wyoming	54	66	110	H	Northern Colo.	44	71
												115	H	Vanderbilt	49	75	
												118	H	Navy	46	64	
												150	A	Fresno St.	40	63	
												176	A	Army West Point	47	75	
												222	A	San Jose St.	74	86	
												225	A	Utah St.	62	65	
												254	H	Weber St.	61	76	
												273	A	Eastern Mich.	44	65	
												309	A	Denver	52	65	
												326	H	Utah Valley	64	53	
												346	A	Fairleigh Dickinson	56	48	
LAST 12 Division I GAMES:																	
222	A	San Jose St.	74	86	110	H	Northern Colo.	44	71								
150	A	Fresno St.	40	63	326	H	Utah Valley	64	53								
103	H	Colorado St.	35	72	115	H	Vanderbilt	49	75								
225	A	Utah St.	62	65	118	H	Navy	46	64								
94	H	Wyoming	54	66	346	A	Fairleigh Dickinson	56	48								
273	A	Eastern Mich.	44	65	176	A	Army West Point	47	75								

Non-Div I Games:

Air Force

■ Loss,
 ■ Non-Conf,
 ■ S Site,
 ■ H Home
 ■ A Away
 N Neutral

Average RPI Win: 298	WON-LOST	WINNING	LAST 10	STRENGTH OF	OPP. STRENGTH	TEAM	ADJ.	CONF.	ADJ CONF.
Average RPI Loss: 111	RECORD	PCT. RANK	GAMES	SCHEDULE	OF SCHEDULE	RPI	RPI	RPI	RPI
DIV. I ONLY	5- 9	239	2- 7	182	230	200	200	10	10
DIV. I NON-CONF.	5- 4	144	4- 2	283	201	181	181	11	11
TOTALS	RPI 1-25	RPI 26-50	W-L RECORDS	RPI 51-100	RPI 101-150	RPI 150+			
5- 9	0- 1	0- 0	OVERALL	0- 4	0- 2	5- 2			
0- 4	0- 0	0- 0	HOME	0- 2	0- 1	0- 1			
5- 4	0- 0	0- 0	AWAY	0- 2	0- 1	5- 1			
0- 1	0- 1	0- 0	NEUTRAL	0- 0	0- 0	0- 0			
5- 4	0- 1	0- 0	NON-CONFERENCE	0- 2	0- 1	5- 0			
0- 2	0- 0	0- 0	HOME	0- 1	0- 1	0- 0			
5- 1	0- 0	0- 0	AWAY	0- 1	0- 0	5- 0			
0- 1	0- 1	0- 0	NEUTRAL	0- 0	0- 0	0- 0			
0- 5	0- 0	0- 0	CONFERENCE	0- 2	0- 1	0- 2			
0- 2	0- 0	0- 0	HOME	0- 1	0- 0	0- 1			
0- 3	0- 0	0- 0	AWAY	0- 1	0- 1	0- 1			
0- 0	0- 0	0- 0	NEUTRAL	0- 0	0- 0	0- 0			

RPI 1-25				RPI 26-50				RPI 51-100				RPI 101+ Team's RPI: 200			
RPI	S	Opponent	Score	RPI	S	Opponent	Score	RPI	S	Opponent	Score	RPI	S	Opponent	Score
22	N	Elon	62 65					61	H	Bucknell	47 61	129	H	Duquesne	57 67
								87	H	Ohio	69 85	146	A	Ball St.	70 80
								91	A	Central Mich.	62 89	154	A	Western Mich.	60 73
								93	A	Penn St.	71 84	220	H	Bowling Green	58 62
												253	A	Canisius	73 64
												281	A	Georgia St.	78 66
												305	A	Eastern Ky.	63 57
												324	A	Winthrop	80 59
												329	A	Youngstown St.	76 74
LAST 12 Division I GAMES:															
				146	A	Ball St.	70 80					281	A	Georgia St.	78 66
				87	H	Ohio	69 85					129	H	Duquesne	57 67
				220	H	Bowling Green	58 62					305	A	Eastern Ky.	63 57
				91	A	Central Mich.	62 89					329	A	Youngstown St.	76 74
				154	A	Western Mich.	60 73					324	A	Winthrop	80 59
				22	N	Elon	62 65					61	H	Bucknell	47 61

Non-Div I Games: Ohio Christian 69 52 Malone 63 52

Akron

■ Loss,
 ■ Non-Conf, S Site,
 ■ Home
 ■ Away
 N Neutral

Alabama

Through Games Of Jan. 15, 2017

Average RPI Win:	231	WON-LOST	WINNING	LAST 10	STRENGTH OF	OPP. STRENGTH	TEAM	ADJ.	CONF.	ADJ CONF.
Average RPI Loss:	41	RECORD	PCT. RANK	GAMES	SCHEDULE	OF SCHEDULE	RPI	RPI	RPI	RPI
DIV. I ONLY	14- 4	31	7- 3	270	104	124	124	3	3	
DIV. I NON-CONF.	12- 1	7	6- 1	347	224	146	146	2	2	
TOTALS	RPI 1-25	RPI 26-50	W-L RECORDS	RPI 51-100	RPI 101-150	RPI 150+				
14- 4	0- 2	1- 1	OVERALL	2- 1	1- 0	10- 0				
11- 2	0- 1	1- 0	HOME	1- 1	1- 0	8- 0				
1- 2	0- 1	0- 1	AWAY	1- 0	0- 0	0- 0				
2- 0	0- 0	0- 0	NEUTRAL	0- 0	0- 0	2- 0				
12- 1	0- 0	1- 1	NON-CONFERENCE	0- 0	1- 0	10- 0				
10- 0	0- 0	1- 0	HOME	0- 0	1- 0	8- 0				
0- 1	0- 0	0- 1	AWAY	0- 0	0- 0	0- 0				
2- 0	0- 0	0- 0	NEUTRAL	0- 0	0- 0	2- 0				
2- 3	0- 2	0- 0	CONFERENCE	2- 1	0- 0	0- 0				
1- 2	0- 1	0- 0	HOME	1- 1	0- 0	0- 0				
1- 1	0- 1	0- 0	AWAY	1- 0	0- 0	0- 0				
0- 0	0- 0	0- 0	NEUTRAL	0- 0	0- 0	0- 0				

RPI 1-25				RPI 26-50				RPI 51-100				RPI 101+ Team's RPI: 124			
RPI	S	Opponent	Score	RPI	S	Opponent	Score	RPI	S	Opponent	Score	RPI	S	Opponent	Score
3	A	South Carolina	45 93	45	A	Georgetown	59 70	56	A	Missouri	59 58	119	H	Kansas	71 65
17	H	Kentucky	54 71	49	H	Georgia Tech	67 65	97	H	Arkansas	50 68	210	H	New Orleans	78 57
								99	H	Ole Miss	90 80	255	N	McNeese	84 63
												281	H	Georgia St.	80 57
												282	N	UTEP	78 60
												285	H	Mississippi Val.	93 44
												294	H	Lipscomb	82 35
												295	H	Alcorn	93 43
												306	H	Ga. Southern	66 48
												348	H	Alabama A&M	97 29
												349	H	Florida A&M	81 46
LAST 12 Division I GAMES:															
97	H	Arkansas	50 68	282	N	UTEP	78 60								
17	H	Kentucky	54 71	255	N	McNeese	84 63								
56	A	Missouri	59 58	49	H	Georgia Tech	67 65								
99	H	Ole Miss	90 80	281	H	Georgia St.	80 57								
3	A	South Carolina	45 93	45	A	Georgetown	59 70								
349	H	Florida A&M	81 46	119	H	Kansas	71 65								

Non-Div I Games:

Alabama

■ Loss,
 ■ Non-Conf, S Site,
 ■ Home
 ■ Away
 N Neutral

Average RPI Win:	0	WON-LOST	WINNING	LAST 10	STRENGTH OF	OPP. STRENGTH	TEAM	ADJ.	CONF.	ADJ CONF.
Average RPI Loss:	227	RECORD	PCT. RANK	GAMES	SCHEDULE	OF SCHEDULE	RPI	RPI	RPI	RPI
DIV. I ONLY	0- 12	345	0- 9	318	335	348	348	30	30	
DIV. I NON-CONF.	0- 7	335	0- 5	116	307	326	326	28	28	
TOTALS	RPI 1-25	RPI 26-50	W-L RECORDS	RPI 51-100	RPI 101-150	RPI 150+				
0- 12	0- 0	0- 0	OVERALL	0- 2	0- 1	0- 9				
0- 3	0- 0	0- 0	HOME	0- 0	0- 0	0- 3				
0- 9	0- 0	0- 0	AWAY	0- 0	0- 0	0- 2				
0- 0	0- 0	0- 0	NEUTRAL	0- 0	0- 0	0- 0				
0- 7	0- 0	0- 0	NON-CONFERENCE	0- 2	0- 1	0- 4				
0- 0	0- 0	0- 0	HOME	0- 0	0- 0	0- 0				
0- 7	0- 0	0- 0	AWAY	0- 2	0- 1	0- 4				
0- 0	0- 0	0- 0	NEUTRAL	0- 0	0- 0	0- 0				
0- 5	0- 0	0- 0	CONFERENCE	0- 0	0- 0	0- 5				
0- 3	0- 0	0- 0	HOME	0- 0	0- 0	0- 3				
0- 2	0- 0	0- 0	AWAY	0- 0	0- 0	0- 2				
0- 0	0- 0	0- 0	NEUTRAL	0- 0	0- 0	0- 0				

RPI 1-25				RPI 26-50				RPI 51-100				RPI 101+				Team's RPI: 348	
RPI	S	Opponent	Score	RPI	S	Opponent	Score	RPI	S	Opponent	Score	RPI	S	Opponent	Score		
								62	A	North Carolina	35	80	124	A	Alabama	29	97
								96	A	Western Ky.	32	96	221	H	Alabama St.	37	52
												227	A	Samford	37	61	
												246	A	Murray St.	49	81	
												256	H	Grambling	53	68	
												258	A	Evansville	54	63	
												276	A	Southeast Mo. St.	47	75	
												285	A	Mississippi Val.	58	60	
												330	A	Ark.-Pine Bluff	57	61	
												341	H	Jackson St.	54	64	
LAST 12 Division I GAMES:																	
221	H	Alabama St.	37	52	276	A	Southeast Mo. St.	47	75								
330	A	Ark.-Pine Bluff	57	61	227	A	Samford	37	61								
285	A	Mississippi Val.	58	60	124	A	Alabama	29	97								
256	H	Grambling	53	68	62	A	North Carolina	35	80								
341	H	Jackson St.	54	64	246	A	Murray St.	49	81								
258	A	Evansville	54	63	96	A	Western Ky.	32	96								

Non-Div I Games: Oakwood 68 65 Concordia (AL) 61 58

Alabama A&M

Loss, Non-Conf, S Site, H Home A Away N Neutral

Average RPI Win:	326	WON-LOST	WINNING	LAST 10	STRENGTH OF	OPP. STRENGTH	TEAM	ADJ.	CONF.	ADJ CONF.
Average RPI Loss:	118	RECORD	PCT. RANK	GAMES	SCHEDULE	OF SCHEDULE	RPI	RPI	RPI	RPI
DIV. I ONLY	4- 10	272	4- 6	210	180	221	221	30	30	
DIV. I NON-CONF.	0- 9	335	0- 6	23	23	242	242	28	28	
TOTALS	RPI 1-25	RPI 26-50	W-L RECORDS	RPI 51-100	RPI 101-150	RPI 150+				
4- 10	0- 2	0- 2	OVERALL	0- 2	0- 1	4- 3				
1- 1	0- 0	0- 0	HOME	0- 0	0- 0	1- 1				
3- 9	0- 0	0- 0	AWAY	0- 1	0- 1	3- 1				
0- 0	0- 0	0- 0	NEUTRAL	0- 0	0- 0	0- 0				
0- 9	0- 2	0- 2	NON-CONFERENCE	0- 2	0- 1	0- 2				
0- 0	0- 0	0- 0	HOME	0- 0	0- 0	0- 0				
0- 9	0- 2	0- 2	AWAY	0- 2	0- 1	0- 2				
0- 0	0- 0	0- 0	NEUTRAL	0- 0	0- 0	0- 0				
4- 1	0- 0	0- 0	CONFERENCE	0- 0	0- 0	4- 1				
1- 1	0- 0	0- 0	HOME	0- 0	0- 0	1- 1				
3- 0	0- 0	0- 0	AWAY	0- 0	0- 0	3- 0				
0- 0	0- 0	0- 0	NEUTRAL	0- 0	0- 0	0- 0				

RPI 1-25				RPI 26-50				RPI 51-100				RPI 101+ Team's RPI: 221			
RPI	S	Opponent	Score	RPI	S	Opponent	Score	RPI	S	Opponent	Score	RPI	S	Opponent	Score
4	A	Mississippi St.	47 90	30	A	Ohio St.	61 118	62	A	North Carolina	54 84	128	A	Southern Miss.	43 70
18	A	LSU	40 93	49	A	Georgia Tech	48 70	83	A	Troy	66 95	227	A	Samford	49 63
												256	H	Grambling	45 60
												285	A	Mississippi Val.	79 73
												321	A	Savannah St.	39 54
												330	A	Ark.-Pine Bluff	74 62
												341	H	Jackson St.	73 64
												348	A	Alabama A&M	52 37
LAST 12 Division I GAMES:															
348	A	Alabama A&M	52 37	4	A	Mississippi St.	47 90	30	A	Ohio St.	61 118	83	A	Troy	66 95
285	A	Mississippi Val.	79 73	49	A	Georgia Tech	48 70	62	A	North Carolina	54 84	128	A	Southern Miss.	43 70
330	A	Ark.-Pine Bluff	74 62					83	A	Troy	66 95	227	A	Samford	49 63
341	H	Jackson St.	73 64					83	A	Troy	66 95	227	A	Samford	49 63
256	H	Grambling	45 60					83	A	Troy	66 95	227	A	Samford	49 63
18	A	LSU	40 93					83	A	Troy	66 95	227	A	Samford	49 63

Non-Div I Games: Mobile 84 45

Alabama St.

■ Loss,
 ■ Non-Conf,
 ■ S Site,
 ■ H Home
 ■ A Away
 N Neutral

Average RPI Win: 249	WON-LOST	WINNING	LAST 10	STRENGTH OF	OPP. STRENGTH	TEAM	ADJ.	CONF.	ADJ CONF.
Average RPI Loss: 112	RECORD	PCT. RANK	GAMES	SCHEDULE	OF SCHEDULE	RPI	RPI	RPI	RPI
DIV. I ONLY	7- 8	187	4- 5	174	206	171	171	20	20
DIV. I NON-CONF.	5- 7	204	3- 5	164	173	182	182	20	20
TOTALS	RPI 1-25	RPI 26-50	W-L RECORDS	RPI 51-100	RPI 101-150	RPI 150+			
7- 8	0- 2	0- 0	OVERALL	0- 2	0- 2	7- 2			
6- 0	0- 0	0- 0	HOME	0- 0	0- 0	6- 0			
1- 7	0- 1	0- 0	AWAY	0- 2	0- 2	1- 2			
0- 1	0- 1	0- 0	NEUTRAL	0- 0	0- 0	0- 0			
5- 7	0- 2	0- 0	NON-CONFERENCE	0- 2	0- 1	5- 2			
4- 0	0- 0	0- 0	HOME	0- 0	0- 0	4- 0			
1- 6	0- 1	0- 0	AWAY	0- 2	0- 1	1- 2			
0- 1	0- 1	0- 0	NEUTRAL	0- 0	0- 0	0- 0			
2- 1	0- 0	0- 0	CONFERENCE	0- 0	0- 1	2- 0			
2- 0	0- 0	0- 0	HOME	0- 0	0- 0	2- 0			
0- 1	0- 0	0- 0	AWAY	0- 0	0- 1	0- 0			
0- 0	0- 0	0- 0	NEUTRAL	0- 0	0- 0	0- 0			

RPI 1-25				RPI 26-50				RPI 51-100				RPI 101+ Team's RPI: 171			
RPI	S	Opponent	Score	RPI	S	Opponent	Score	RPI	S	Opponent	Score	RPI	S	Opponent	Score
16	N	Miami (FL)	53 77					68	A	St. John's (NY)	36 54	102	A	New Hampshire	58 71
17	A	Kentucky	46 70					95	A	Fordham	82 89	143	A	Yale	53 64
												176	H	Army West Point	65 59
												190	H	Fairfield	59 45
												207	H	Stony Brook	64 54
												217	A	Dartmouth	61 69
												224	H	Siena	88 86
												235	A	St. Bonaventure	59 67
												265	H	Boston U.	69 54
												337	H	UMass Lowell	93 69
												344	A	Wagner	75 50
LAST 12 Division I GAMES:															
102	A	New Hampshire	58 71	190	H	Fairfield	59 45								
207	H	Stony Brook	64 54	143	A	Yale	53 64								
337	H	UMass Lowell	93 69	68	A	St. John's (NY)	36 54								
217	A	Dartmouth	61 69	224	H	Siena	88 86								
235	A	St. Bonaventure	59 67	95	A	Fordham	82 89								
344	A	Wagner	75 50	265	H	Boston U.	69 54								

Non-Div I Games: Post 85 61

Albany (NY)

■ Loss,
 ■ Non-Conf,
 ■ S Site,
 ■ H Home
 ■ A Away
 N Neutral







































































A

l
c
o
r
n

l
c
o
r
n





Non-Div I Games:

Average RPI Win: 253	WON-LOST	WINNING	LAST 10	STRENGTH OF	OPP. STRENGTH	TEAM	ADJ.	CONF.	ADJ CONF.
Average RPI Loss: 136	RECORD	PCT. RANK	GAMES	SCHEDULE	OF SCHEDULE	RPI	RPI	RPI	RPI
DIV. I ONLY	7- 10	220	5- 5	146	267	201	201	25	25
DIV. I NON-CONF.	3- 8	262	2- 4	137	235	244	244	25	25
TOTALS	RPI 1-25	RPI 26-50	W-L RECORDS	RPI 51-100	RPI 101-150	RPI 150+			
7- 10	0- 0	0- 1	OVERALL	1- 2	0- 4	6- 3			
5- 2	0- 0	0- 0	HOME	1- 0	0- 2	4- 0			
2- 6	0- 0	0- 1	AWAY	0- 2	0- 1	2- 2			
0- 2	0- 0	0- 0	NEUTRAL	0- 0	0- 1	0- 1			
3- 8	0- 0	0- 1	NON-CONFERENCE	1- 1	0- 4	2- 2			
2- 2	0- 0	0- 0	HOME	1- 0	0- 2	1- 0			
1- 4	0- 0	0- 1	AWAY	0- 1	0- 1	1- 1			
0- 2	0- 0	0- 0	NEUTRAL	0- 0	0- 1	0- 1			
4- 2	0- 0	0- 0	CONFERENCE	0- 1	0- 0	4- 1			
3- 0	0- 0	0- 0	HOME	0- 0	0- 0	3- 0			
1- 2	0- 0	0- 0	AWAY	0- 1	0- 0	1- 1			
0- 0	0- 0	0- 0	NEUTRAL	0- 0	0- 0	0- 0			

RPI S	Opponent	Score	RPI S	Opponent	Score	RPI S	Opponent	Score	RPI S	Opponent	Score	Team's RPI: 201
			32   Michigan	33  82		61   Bucknell	67  73		101   William & Mary	34  48		
						75   George Washington	66 61		135   Delaware	55  56		
						93   Penn St.	65  70		142   Hofstra	67  72		
									147 N VCU	62  68		
									176   Army West Point	51  53		
									191   La Salle	59  63		
									244   Loyola Maryland	60 45		
									257   Colgate	68 57		
									265   Boston U.	73 62		
									281 N Georgia St.	58  59		
									290   UMBC	70 53		
									311   Lehigh	68 51		
									329   Youngstown St.	77 64		
LAST 12 Division I GAMES:												
176   Army West Point	51  53	32   Michigan	33  82									
265   Boston U.	73 62	93   Penn St.	65  70									
311   Lehigh	68 51	142   Hofstra	67  72									
61   Bucknell	67  73	75   George Washington	66 61									
257   Colgate	68 57	101   William & Mary	34  48									
244   Loyola Maryland	60 45	290   UMBC	70 53									

Non-Div I Games:

American

 Loss,
  Non-Conf,
 S Site,
  Home
  Away
 N Neutral

Appalachian St.

Through Games Of Jan. 15, 2017

Average RPI Win:	258	WON-LOST	WINNING	LAST 10	STRENGTH OF	OPP. STRENGTH	TEAM	ADJ.	CONF.	ADJ CONF.
Average RPI Loss:	102	RECORD	PCT. RANK	GAMES	SCHEDULE	OF SCHEDULE	RPI	RPI	RPI	RPI
DIV. I ONLY	7- 9	203	4- 6	177	158	175	175	19	19	
DIV. I NON-CONF.	5- 6	186	3- 4	170	148	169	169	19	19	
TOTALS	RPI 1-25	RPI 26-50	W-L RECORDS	RPI 51-100	RPI 101-150	RPI 150+				
7- 9	0- 2	0- 1	OVERALL	0- 3	0- 0	7- 3				
3- 3	0- 0	0- 0	HOME	0- 2	0- 0	3- 1				
3- 6	0- 2	0- 1	AWAY	0- 1	0- 0	3- 2				
1- 0	0- 0	0- 0	NEUTRAL	0- 0	0- 0	1- 0				
5- 6	0- 2	0- 1	NON-CONFERENCE	0- 1	0- 0	5- 2				
2- 2	0- 0	0- 0	HOME	0- 1	0- 0	2- 1				
2- 4	0- 2	0- 1	AWAY	0- 0	0- 0	2- 1				
1- 0	0- 0	0- 0	NEUTRAL	0- 0	0- 0	1- 0				
2- 3	0- 0	0- 0	CONFERENCE	0- 2	0- 0	2- 1				
1- 1	0- 0	0- 0	HOME	0- 1	0- 0	1- 0				
1- 2	0- 0	0- 0	AWAY	0- 1	0- 0	1- 1				
0- 0	0- 0	0- 0	NEUTRAL	0- 0	0- 0	0- 0				

RPI 1-25				RPI 26-50				RPI 51-100				RPI 101+ Team's RPI: 175			
RPI	S	Opponent	Score	RPI	S	Opponent	Score	RPI	S	Opponent	Score	RPI	S	Opponent	Score
15	A	DePaul	58 99	49	A	Georgia Tech	52 81	52	A	UT Arlington	63 74	167	H	Col. of Charleston	62 65
19	A	Tennessee	66 92					58	H	Little Rock	69 77	199	H	UNC Asheville	81 51
								92	H	Radford	54 57	214	A	Richmond	46 55
												216	A	ETSU	71 68
												218	A	Texas St.	66 64
												243	N	Gardner-Webb	72 67
												250	A	Coastal Caro.	55 60
												304	H	N.C. A&T	71 58
												312	A	Liberty	66 57
												317	H	Arkansas St.	76 50
LAST 12 Division I GAMES:															
250	A	Coastal Caro.	55 60	19	A	Tennessee	66 92	52	A	Georgia Tech	52 81	167	H	Col. of Charleston	62 65
58	H	Little Rock	69 77	49	A	Georgia Tech	52 81	92	H	Radford	54 57	216	A	ETSU	71 68
317	H	Arkansas St.	76 50					58	H	N.C. A&T	71 58				
218	A	Texas St.	66 64					63	A	UT Arlington	63 74				
52	A	UT Arlington	63 74					167	H	Col. of Charleston	62 65				
199	H	UNC Asheville	81 51												

Non-Div I Games:

Appalachian St.

■ Loss,
 ■ Non-Conf, S Site,
 ■ Home
 ■ Away
 N Neutral

Average RPI Win:	198	WON-LOST	WINNING	LAST 10	STRENGTH OF	OPP. STRENGTH	TEAM	ADJ.	CONF.	ADJ CONF.
Average RPI Loss:	84	RECORD	PCT. RANK	GAMES	SCHEDULE	OF SCHEDULE	RPI	RPI	RPI	RPI
DIV. I ONLY	11- 6	101	5- 5	134	85	111	111	1	1	
DIV. I NON-CONF.	9- 2	37	5- 1	318	238	139	139	1	1	
TOTALS	RPI 1-25	RPI 26-50	W-L RECORDS	RPI 51-100	RPI 101-150	RPI 150+				
11- 6	0- 2	0- 1	OVERALL	2- 1	1- 1	8- 1				
7- 4	0- 2	0- 1	HOME	1- 0	0- 0	6- 1				
4- 2	0- 0	0- 0	AWAY	1- 1	1- 1	2- 0				
0- 0	0- 0	0- 0	NEUTRAL	0- 0	0- 0	0- 0				
9- 2	0- 0	0- 0	NON-CONFERENCE	0- 0	1- 1	8- 1				
6- 1	0- 0	0- 0	HOME	0- 0	0- 0	6- 1				
3- 1	0- 0	0- 0	AWAY	0- 0	1- 1	2- 0				
0- 0	0- 0	0- 0	NEUTRAL	0- 0	0- 0	0- 0				
2- 4	0- 2	0- 1	CONFERENCE	2- 1	0- 0	0- 0				
1- 3	0- 2	0- 1	HOME	1- 0	0- 0	0- 0				
1- 1	0- 0	0- 0	AWAY	1- 1	0- 0	0- 0				
0- 0	0- 0	0- 0	NEUTRAL	0- 0	0- 0	0- 0				

RPI 1-25				RPI 26-50				RPI 51-100				RPI 101+ Team's RPI: 111			
RPI	S	Opponent	Score	RPI	S	Opponent	Score	RPI	S	Opponent	Score	RPI	S	Opponent	Score
5	H	Washington	73 90	43	H	California	64 74	51	A	Utah	81 70	119	A	Kansas	51 75
11	H	Stanford	55 77					60	H	Washington St.	56 55	122	A	George Mason	81 70
								85	A	Colorado	56 65	181	A	New Mexico St.	74 63
												213	H	Portland St.	75 52
												219	H	San Diego	76 59
												225	H	Utah St.	61 57
												239	H	North Texas	58 62
												242	A	Southern Utah	77 65
												256	H	Grambling	73 46
												295	H	Alcorn	74 59
												318	H	Fla. Atlantic	77 67
LAST 12 Division I GAMES:															
60	H	Washington St.	56 55	213	H	Portland St.	75 52								
5	H	Washington	73 90	225	H	Utah St.	61 57								
51	A	Utah	81 70	119	A	Kansas	51 75								
85	A	Colorado	56 65	256	H	Grambling	73 46								
11	H	Stanford	55 77	219	H	San Diego	76 59								
43	H	California	64 74	181	A	New Mexico St.	74 63								

Non-Div I Games:

Arizona

Loss, Non-Conf, S Site, H Home A Away N Neutral

Average RPI Win:	129	WON-LOST	WINNING	LAST 10	STRENGTH OF	OPP. STRENGTH	TEAM	ADJ.	CONF.	ADJ CONF.
Average RPI Loss:	20	RECORD	PCT. RANK	GAMES	SCHEDULE	OF SCHEDULE	RPI	RPI	RPI	RPI
DIV. I ONLY	13- 4	43	8- 2	24	11	24	24	1	1	
DIV. I NON-CONF.	9- 2	37	6- 0	95	33	34	34	1	1	
TOTALS	RPI 1-25	RPI 26-50	W-L RECORDS	RPI 51-100	RPI 101-150	RPI 150+				
13- 4	1- 2	1- 2	OVERALL	6- 0	1- 0	4- 0				
8- 2	0- 2	1- 0	HOME	2- 0	1- 0	4- 0				
4- 1	1- 0	0- 1	AWAY	3- 0	0- 0	0- 0				
1- 1	0- 0	0- 1	NEUTRAL	1- 0	0- 0	0- 0				
9- 2	1- 0	0- 2	NON-CONFERENCE	3- 0	1- 0	4- 0				
6- 0	0- 0	0- 0	HOME	1- 0	1- 0	4- 0				
2- 1	1- 0	0- 1	AWAY	1- 0	0- 0	0- 0				
1- 1	0- 0	0- 1	NEUTRAL	1- 0	0- 0	0- 0				
4- 2	0- 2	1- 0	CONFERENCE	3- 0	0- 0	0- 0				
2- 2	0- 2	1- 0	HOME	1- 0	0- 0	0- 0				
2- 0	0- 0	0- 0	AWAY	2- 0	0- 0	0- 0				
0- 0	0- 0	0- 0	NEUTRAL	0- 0	0- 0	0- 0				

RPI 1-25				RPI 26-50				RPI 51-100				RPI 101+			
RPI	S	Opponent	Score	RPI	S	Opponent	Score	RPI	S	Opponent	Score	RPI	S	Opponent	Score
5	H	Washington	54 65	26	N	Maryland	42 83	51	A	Utah	66 44	105	H	Oral Roberts	79 52
11	H	Stanford	57 64	37	A	Marquette	63 75	60	H	Washington St.	68 49	222	H	San Jose St.	82 37
17	A	Kentucky	73 71	43	H	California	72 62	68	N	St. John's (NY)	54 41	265	H	Boston U.	71 42
								70	H	Florida	69 63	299	H	Illinois St.	76 40
								71	A	Middle Tenn.	69 48	315	H	Holy Cross	63 33
								85	A	Colorado	71 52				
LAST 12 Division I GAMES:															
5	H	Washington	54 65	315	H	Holy Cross	63 33								
60	H	Washington St.	68 49	105	H	Oral Roberts	79 52								
85	A	Colorado	71 52	71	A	Middle Tenn.	69 48								
51	A	Utah	66 44	17	A	Kentucky	73 71								
43	H	California	72 62	70	H	Florida	69 63								
11	H	Stanford	57 64	265	H	Boston U.	71 42								

Non-Div I Games:

Arizona St.

Average RPI Win:	347	WON-LOST	WINNING	LAST 10	STRENGTH OF	OPP. STRENGTH	TEAM	ADJ.	CONF.	ADJ CONF.
Average RPI Loss:	167	RECORD	PCT. RANK	GAMES	SCHEDULE	OF SCHEDULE	RPI	RPI	RPI	RPI
DIV. I ONLY	2- 11	318	2- 6	263	264	330	330	30	30	
DIV. I NON-CONF.	1- 8	314	1- 5	94	252	271	271	28	28	
TOTALS	RPI 1-25	RPI 26-50	W-L RECORDS	RPI 51-100	RPI 101-150	RPI 150+				
2- 11	0- 1	0- 1	OVERALL	0- 0	0- 2	2- 7				
1- 3	0- 0	0- 0	HOME	0- 0	0- 0	1- 3				
0- 7	0- 1	0- 1	AWAY	0- 0	0- 2	0- 3				
1- 1	0- 0	0- 0	NEUTRAL	0- 0	0- 0	1- 1				
1- 8	0- 1	0- 1	NON-CONFERENCE	0- 0	0- 2	1- 4				
0- 1	0- 0	0- 0	HOME	0- 0	0- 0	0- 1				
0- 6	0- 1	0- 1	AWAY	0- 0	0- 2	0- 2				
1- 1	0- 0	0- 0	NEUTRAL	0- 0	0- 0	1- 1				
1- 3	0- 0	0- 0	CONFERENCE	0- 0	0- 0	1- 3				
1- 2	0- 0	0- 0	HOME	0- 0	0- 0	1- 2				
0- 1	0- 0	0- 0	AWAY	0- 0	0- 0	0- 1				
0- 0	0- 0	0- 0	NEUTRAL	0- 0	0- 0	0- 0				

RPI 1-25				RPI 26-50				RPI 51-100				RPI 101+ Team's RPI: 330			
RPI	S	Opponent	Score	RPI	S	Opponent	Score	RPI	S	Opponent	Score	RPI	S	Opponent	Score
7	A	Oregon St.	40 73	41	A	South Dakota St.	45 103					137	A	Xavier	41 62
												146	A	Ball St.	60 88
												161	A	Cincinnati	42 72
												178	A	Southern U.	50 67
												182	A	Illinois	58 70
												212	N	Campbell	31 51
												221	H	Alabama St.	62 74
												272	H	Austin Peay	55 69
												285	H	Mississippi Val.	63 73
												345	N	Morgan St.	53 44
												348	H	Alabama A&M	61 57
LAST 12 Division I GAMES:															
178	A	Southern U.	50 67	212	N	Campbell	31 51								
348	H	Alabama A&M	61 57	41	A	South Dakota St.	45 103								
221	H	Alabama St.	62 74	161	A	Cincinnati	42 72								
285	H	Mississippi Val.	63 73	137	A	Xavier	41 62								
7	A	Oregon St.	40 73	272	H	Austin Peay	55 69								
345	N	Morgan St.	53 44	182	A	Illinois	58 70								

Non-Div I Games: Philander Smith 88 65 Tougaloo 71 60

Ark.-Pine Bluff

■ Loss,
 ■ Non-Conf,
 ■ S Site,
 ■ H Home
 ■ A Away
 N Neutral

Arkansas

Through Games Of Jan. 15, 2017

Average RPI Win: 199	WON-LOST	WINNING	LAST 10	STRENGTH OF	OPP. STRENGTH	TEAM	ADJ.	CONF.	ADJ CONF.
Average RPI Loss: 67	RECORD	PCT. RANK	GAMES	SCHEDULE	OF SCHEDULE	RPI	RPI	RPI	RPI
DIV. I ONLY	12- 6	89	4- 6	97	141	97	97	3	3
DIV. I NON-CONF.	11- 2	25	5- 2	280	211	103	103	2	2
TOTALS	RPI 1-25	RPI 26-50	W-L RECORDS	RPI 51-100	RPI 101-150	RPI 150+			
12- 6	0- 2	2- 1	OVERALL	0- 1	2- 2	8- 0			
8- 3	0- 2	2- 0	HOME	0- 0	0- 1	6- 0			
2- 3	0- 0	0- 1	AWAY	0- 1	1- 1	1- 0			
2- 0	0- 0	0- 0	NEUTRAL	0- 0	1- 0	1- 0			
11- 2	0- 0	2- 0	NON-CONFERENCE	0- 0	1- 2	8- 0			
8- 1	0- 0	2- 0	HOME	0- 0	0- 1	6- 0			
1- 1	0- 0	0- 0	AWAY	0- 0	0- 1	1- 0			
2- 0	0- 0	0- 0	NEUTRAL	0- 0	1- 0	1- 0			
1- 4	0- 2	0- 1	CONFERENCE	0- 1	1- 0	0- 0			
0- 2	0- 2	0- 0	HOME	0- 0	0- 0	0- 0			
1- 2	0- 0	0- 1	AWAY	0- 1	1- 0	0- 0			
0- 0	0- 0	0- 0	NEUTRAL	0- 0	0- 0	0- 0			

RPI 1-25				RPI 26-50				RPI 51-100				Team's RPI: 97	RPI 101+			
RPI	S	Opponent	Score	RPI	S	Opponent	Score	RPI	S	Opponent	Score		RPI	S	Opponent	Score
4	H	Mississippi St.	51 59	27	A	Texas A&M	65 90	99	A	Ole Miss	64 73		105	H	Oral Roberts	60 70
18	H	LSU	52 53	28	H	Texas Tech	66 60						118	N	Navy	70 67
				42	H	South Dakota	70 67						124	A	Alabama	68 50
													149	A	Missouri St.	62 64
													166	A	Tulsa	57 50
													188	H	Stetson	79 62
													195	H	Butler	68 50
													211	N	Memphis	91 61
													301	H	Northwestern St.	65 36
													333	H	Houston Baptist	101 40
													339	H	La.-Monroe	92 46
													343	H	Sam Houston St.	71 39
LAST 12 Division I GAMES:																
124	A	Alabama	68 50	105	H	Oral Roberts	60 70									
27	A	Texas A&M	65 90	301	H	Northwestern St.	65 36									
18	H	LSU	52 53	149	A	Missouri St.	62 64									
4	H	Mississippi St.	51 59	195	H	Butler	68 50									
99	A	Ole Miss	64 73	28	H	Texas Tech	66 60									
333	H	Houston Baptist	101 40	166	A	Tulsa	57 50									

Non-Div I Games:

Arkansas

■ Loss,
■ Non-Conf, S Site,
■ Home
■ Away
N Neutral

Average RPI Win:	276	WON-LOST	WINNING	LAST 10	STRENGTH OF	OPP. STRENGTH	TEAM	ADJ.	CONF.	ADJ CONF.
Average RPI Loss:	155	RECORD	PCT. RANK	GAMES	SCHEDULE	OF SCHEDULE	RPI	RPI	RPI	RPI
DIV. I ONLY	3- 14	316	2- 8	261	123	317	317	19	19	
DIV. I NON-CONF.	2- 10	305	2- 5	274	55	317	317	19	19	
TOTALS	RPI 1-25	RPI 26-50	W-L RECORDS	RPI 51-100	RPI 101-150	RPI 150+				
3- 14	0- 1	0- 2	OVERALL	0- 2	0- 1	3- 8				
2- 3	0- 1	0- 0	HOME	0- 1	0- 0	2- 1				
0- 9	0- 0	0- 1	AWAY	0- 1	0- 1	0- 6				
1- 2	0- 0	0- 1	NEUTRAL	0- 0	0- 0	1- 1				
2- 10	0- 1	0- 2	NON-CONFERENCE	0- 1	0- 1	2- 5				
1- 2	0- 1	0- 0	HOME	0- 1	0- 0	1- 0				
0- 6	0- 0	0- 1	AWAY	0- 0	0- 1	0- 4				
1- 2	0- 0	0- 1	NEUTRAL	0- 0	0- 0	1- 1				
1- 4	0- 0	0- 0	CONFERENCE	0- 1	0- 0	1- 3				
1- 1	0- 0	0- 0	HOME	0- 0	0- 0	1- 1				
0- 3	0- 0	0- 0	AWAY	0- 1	0- 0	0- 2				
0- 0	0- 0	0- 0	NEUTRAL	0- 0	0- 0	0- 0				

RPI 1-25				RPI 26-50				RPI 51-100				RPI 101+ Team's RPI: 317			
RPI	S	Opponent	Score	RPI	S	Opponent	Score	RPI	S	Opponent	Score	RPI	S	Opponent	Score
20	H	South Fla.	59 78	39	A	Oklahoma St.	34 76	58	A	Little Rock	59 73	114	A	Iowa St.	53 105
				43	N	California	55 80	70	H	Florida	60 71	166	H	Tulsa	83 80
												175	A	Appalachian St.	50 76
												179	H	Louisiana	72 80
												208	A	Wichita St.	51 69
												209	A	Tennessee St.	66 76
												250	A	Coastal Caro.	55 57
												264	N	Northern Ky.	78 83
												270	A	UT Martin	63 68
												272	A	Austin Peay	55 62
												322	N	Kennesaw St.	70 67
												339	H	La.-Monroe	71 56
LAST 12 Division I GAMES:															
58	A	Little Rock	59 73	264	N	Northern Ky.	78 83								
250	A	Coastal Caro.	55 57	322	N	Kennesaw St.	70 67								
175	A	Appalachian St.	50 76	270	A	UT Martin	63 68								
179	H	Louisiana	72 80	20	H	South Fla.	59 78								
339	H	La.-Monroe	71 56	166	H	Tulsa	83 80								
43	N	California	55 80	208	A	Wichita St.	51 69								

Non-Div I Games:

Arkansas St.

■ Loss,
 ■ Non-Conf,
 ■ S Site,
 ■ H Home
 ■ A Away
 N Neutral

Army West Point

Through Games Of Jan. 15, 2017

Average RPI Win:	266	WON-LOST	WINNING	LAST 10	STRENGTH OF	OPP. STRENGTH	TEAM	ADJ.	CONF.	ADJ CONF.
Average RPI Loss:	131	RECORD	PCT. RANK	GAMES	SCHEDULE	OF SCHEDULE	RPI	RPI	RPI	RPI
DIV. I ONLY	12- 4	52	6- 3	337	229	176	176	25	25	
DIV. I NON-CONF.	8- 2	49	4- 1	341	241	165	165	25	25	
TOTALS	RPI 1-25	RPI 26-50	W-L RECORDS	RPI 51-100	RPI 101-150	RPI 150+				
12- 4	0- 0	0- 1	OVERALL	0- 1	2- 0	10- 2				
7- 1	0- 0	0- 0	HOME	0- 1	1- 0	6- 0				
5- 3	0- 0	0- 1	AWAY	0- 0	1- 0	4- 2				
0- 0	0- 0	0- 0	NEUTRAL	0- 0	0- 0	0- 0				
8- 2	0- 0	0- 1	NON-CONFERENCE	0- 0	2- 0	6- 1				
5- 0	0- 0	0- 0	HOME	0- 0	1- 0	4- 0				
3- 2	0- 0	0- 1	AWAY	0- 0	1- 0	2- 1				
0- 0	0- 0	0- 0	NEUTRAL	0- 0	0- 0	0- 0				
4- 2	0- 0	0- 0	CONFERENCE	0- 1	0- 0	4- 1				
2- 1	0- 0	0- 0	HOME	0- 1	0- 0	2- 0				
2- 1	0- 0	0- 0	AWAY	0- 0	0- 0	2- 1				
0- 0	0- 0	0- 0	NEUTRAL	0- 0	0- 0	0- 0				

RPI S	Opponent	Score	RPI S	Opponent	Score	RPI S	Opponent	Score	RPI S	Opponent	Score	Team's RPI: 176
46	A Minnesota	52 70	61	H Bucknell	56 60	135	A Delaware	61 47	143	H Yale	59 55	
						171	A Albany (NY)	59 65	201	H American	53 51	
						217	A Dartmouth	68 60	244	A Loyola Maryland	62 71	
						257	A Colgate	76 69	279	H St. Francis Brooklyn	69 46	
						310	H Lafayette	76 73	311	A Lehigh	75 71	
						314	H Air Force	75 47	334	A LIU Brooklyn	68 47	
						344	H Wagner	85 40	346	H Fairleigh Dickinson	86 58	
LAST 12 Division I GAMES:												
201	H American	53 51	135	A Delaware	61 47							
257	A Colgate	76 69	46	A Minnesota	52 70							
244	A Loyola Maryland	62 71	344	H Wagner	85 40							
310	H Lafayette	76 73	279	H St. Francis Brooklyn	69 46							
61	H Bucknell	56 60	346	H Fairleigh Dickinson	86 58							
311	A Lehigh	75 71	217	A Dartmouth	68 60							

Non-Div I Games: Mercy 90 48

Army West Point

Loss, Non-Conf, S Site, H Home A Away N Neutral

Average RPI Win: 139		WON-LOST	WINNING	LAST 10	STRENGTH OF	OPP. STRENGTH	TEAM	ADJ.	CONF.	ADJ CONF.
Average RPI Loss: 29		RECORD	PCT. RANK	GAMES	SCHEDULE	OF SCHEDULE	RPI	RPI	RPI	RPI
DIV. I ONLY		13- 5	67	7- 3	14	61	21	21	3	3
DIV. I NON-CONF.		10- 4	80	5- 3	26	67	23	23	2	2
TOTALS		RPI 1-25	RPI 26-50		W-L RECORDS		RPI 51-100	RPI 101-150	RPI 150+	
13- 5	0- 3	1- 1		OVERALL		6- 1	2- 0	4- 0		
5- 2	0- 2	0- 0		HOME		4- 0	0- 0	1- 0		
5- 2	0- 1	0- 1		AWAY		2- 0	1- 0	2- 0		
3- 1	0- 0	1- 0		NEUTRAL		0- 1	1- 0	1- 0		
10- 4	0- 2	1- 1		NON-CONFERENCE		4- 1	1- 0	4- 0		
4- 1	0- 1	0- 0		HOME		3- 0	0- 0	1- 0		
3- 2	0- 1	0- 1		AWAY		1- 0	0- 0	2- 0		
3- 1	0- 0	1- 0		NEUTRAL		0- 1	1- 0	1- 0		
3- 1	0- 1	0- 0		CONFERENCE		2- 0	1- 0	0- 0		
1- 1	0- 1	0- 0		HOME		1- 0	0- 0	0- 0		
2- 0	0- 0	0- 0		AWAY		1- 0	1- 0	0- 0		
0- 0	0- 0	0- 0		NEUTRAL		0- 0	0- 0	0- 0		

RPI	S	Opponent	Score	RPI	S	Opponent	Score	RPI	S	Opponent	Score	RPI	S	Opponent	Score
3	H	South Carolina	47 73	34	A	Tulane	59 61	57	H	Jacksonville	53 41	115	A	Vanderbilt	64 59
12	A	Kansas St.	66 71	35	N	Drake	85 80	65	H	Indiana	71 67	146	N	Ball St.	54 40
25	H	Virginia Tech	87 92					69	N	West Virginia	52 56	198	A	Louisiana Tech	76 66
								70	A	Florida	82 75	240	N	Marist	52 51
								73	A	East Carolina	61 52	304	A	N.C. A&T	68 36
								83	H	Troy	61 52	321	H	Savannah St.	75 46
								99	H	Ole Miss	83 60				
LAST 12 Division I GAMES:															
115	A	Vanderbilt	64 59	35	N	Drake	85 80	25	H	Virginia Tech	87 92	198	A	Louisiana Tech	76 66
99	H	Ole Miss	83 60	57	H	Jacksonville	53 41	12	A	Kansas St.	66 71	321	H	Savannah St.	75 46
3	H	South Carolina	47 73	65	H	Indiana	71 67								
70	A	Florida	82 75												
57	H	Jacksonville	53 41												
34	A	Tulane	59 61												

Non-Div I Games:

Auburn

■ Loss,
 ■ Non-Conf,
 ■ S Site,
 ■ H Home
 ■ A Away
 N Neutral

Average RPI Win:	292	WON-LOST	WINNING	LAST 10	STRENGTH OF	OPP. STRENGTH	TEAM	ADJ.	CONF.	ADJ CONF.
Average RPI Loss:	172	RECORD	PCT. RANK	GAMES	SCHEDULE	OF SCHEDULE	RPI	RPI	RPI	RPI
DIV. I ONLY	7- 10	220	4- 6	298	278	272	272	26	26	
DIV. I NON-CONF.	4- 7	224	2- 4	307	223	291	291	29	29	
TOTALS	RPI 1-25	RPI 26-50	W-L RECORDS	RPI 51-100	RPI 101-150	RPI 150+				
7- 10	0- 0	0- 0	OVERALL	0- 4	0- 1	7- 5				
4- 4	0- 0	0- 0	HOME	0- 2	0- 0	4- 2				
3- 5	0- 0	0- 0	AWAY	0- 2	0- 1	3- 2				
0- 1	0- 0	0- 0	NEUTRAL	0- 0	0- 0	0- 1				
4- 7	0- 0	0- 0	NON-CONFERENCE	0- 3	0- 1	4- 3				
3- 2	0- 0	0- 0	HOME	0- 1	0- 0	3- 1				
1- 4	0- 0	0- 0	AWAY	0- 2	0- 1	1- 1				
0- 1	0- 0	0- 0	NEUTRAL	0- 0	0- 0	0- 1				
3- 3	0- 0	0- 0	CONFERENCE	0- 1	0- 0	3- 2				
1- 2	0- 0	0- 0	HOME	0- 1	0- 0	1- 1				
2- 1	0- 0	0- 0	AWAY	0- 0	0- 0	2- 1				
0- 0	0- 0	0- 0	NEUTRAL	0- 0	0- 0	0- 0				

RPI 1-25				RPI 26-50				RPI 51-100				RPI 101+ Team's RPI: 272			
RPI	S	Opponent	Score	RPI	S	Opponent	Score	RPI	S	Opponent	Score	RPI	S	Opponent	Score
								71	A	Middle Tenn.	51 82	112	A	UCF	43 61
								96	H	Western Ky.	65 85	216	H	ETSU	77 74
								98	H	Belmont	71 80	223	H	Miami (OH)	58 73
								99	A	Ole Miss	38 66	226	H	Morehead St.	71 81
												235	N	St. Bonaventure	57 58
												258	A	Evansville	54 68
												262	H	SIUE	85 62
												293	A	Tennessee Tech	87 84
												297	A	Jacksonville St.	45 65
												303	A	Eastern Ill.	69 59
												317	H	Arkansas St.	62 55
												322	H	Kennesaw St.	68 49
												330	A	Ark.-Pine Bluff	69 55
LAST 12 Division I GAMES:															
303	A	Eastern Ill.	69 59	99	A	Ole Miss	38 66								
262	H	SIUE	85 62	71	A	Middle Tenn.	51 82								
297	A	Jacksonville St.	45 65	322	H	Kennesaw St.	68 49								
293	A	Tennessee Tech	87 84	258	A	Evansville	54 68								
98	H	Belmont	71 80	96	H	Western Ky.	65 85								
226	H	Morehead St.	71 81	216	H	ETSU	77 74								

Non-Div I Games: Trevecca Nazarene 69 51 Christian Bros. 76 57

Austin Peay

■ Loss,
■ Non-Conf,
■ S Site,
■ H Home
■ A Away
N Neutral

Average RPI Win:	194	WON-LOST	WINNING	LAST 10	STRENGTH OF	OPP. STRENGTH	TEAM	ADJ.	CONF.	ADJ CONF.
Average RPI Loss:	61	RECORD	PCT. RANK	GAMES	SCHEDULE	OF SCHEDULE	RPI	RPI	RPI	RPI
DIV. I ONLY	10- 7	133	6- 4	84	65	80	80	14	14	
DIV. I NON-CONF.	6- 5	149	3- 3	41	24	71	71	12	12	
TOTALS	RPI 1-25	RPI 26-50	W-L RECORDS	RPI 51-100	RPI 101-150	RPI 150+				
10- 7	0- 3	0- 0	OVERALL	1- 2	2- 2	7- 0				
4- 2	0- 2	0- 0	HOME	0- 0	1- 0	3- 0				
3- 4	0- 0	0- 0	AWAY	0- 2	0- 2	3- 0				
3- 1	0- 1	0- 0	NEUTRAL	1- 0	1- 0	1- 0				
6- 5	0- 3	0- 0	NON-CONFERENCE	1- 2	1- 0	4- 0				
1- 2	0- 2	0- 0	HOME	0- 0	0- 0	1- 0				
2- 2	0- 0	0- 0	AWAY	0- 2	0- 0	2- 0				
3- 1	0- 1	0- 0	NEUTRAL	1- 0	1- 0	1- 0				
4- 2	0- 0	0- 0	CONFERENCE	0- 0	1- 2	3- 0				
3- 0	0- 0	0- 0	HOME	0- 0	1- 0	2- 0				
1- 2	0- 0	0- 0	AWAY	0- 0	0- 2	1- 0				
0- 0	0- 0	0- 0	NEUTRAL	0- 0	0- 0	0- 0				

RPI 1-25				RPI 26-50				RPI 51-100 Team's RPI: 80				RPI 101+			
RPI	S	Opponent	Score	RPI	S	Opponent	Score	RPI	S	Opponent	Score	RPI	S	Opponent	Score
5	H	Washington	70 82					51	A	Utah	60 77	121	A	Santa Clara	63 64
7	N	Oregon St.	56 65					55	N	UNLV	63 54	133	A	San Francisco	63 70
23	H	Oklahoma	61 68					90	A	Georgia	51 81	140	H	St. Mary's (CA)	70 65
												148	N	Saint Joseph's	71 56
												166	N	Tulsa	71 56
												172	A	Pacific	68 55
												219	H	San Diego	81 63
												225	A	Utah St.	60 40
												236	H	Loyola Marymount	76 59
												254	H	Weber St.	73 64
												326	A	Utah Valley	68 50
LAST 12 Division I GAMES:															
219	H	San Diego	81 63	5	H	Washington	70 82								
133	A	San Francisco	63 70	225	A	Utah St.	60 40								
172	A	Pacific	68 55	51	A	Utah	60 77								
140	H	St. Mary's (CA)	70 65	254	H	Weber St.	73 64								
236	H	Loyola Marymount	76 59	7	N	Oregon St.	56 65								
121	A	Santa Clara	63 64	55	N	UNLV	63 54								

Non-Div I Games:

BYU

Average RPI Win:	221	WON-LOST	WINNING	LAST 10	STRENGTH OF	OPP. STRENGTH	TEAM	ADJ.	CONF.	ADJ CONF.
Average RPI Loss:	114	RECORD	PCT. RANK	GAMES	SCHEDULE	OF SCHEDULE	RPI	RPI	RPI	RPI
DIV. I ONLY	10- 6	117	5- 4	214	143	146	146	10	10	
DIV. I NON-CONF.	6- 5	149	3- 3	327	77	241	241	11	11	
TOTALS	RPI 1-25	RPI 26-50	W-L RECORDS	RPI 51-100	RPI 101-150	RPI 150+				
10- 6	0- 1	0- 0	OVERALL	0- 3	2- 1	8- 1				
6- 2	0- 0	0- 0	HOME	0- 0	1- 1	5- 1				
3- 2	0- 0	0- 0	AWAY	0- 2	1- 0	2- 0				
1- 2	0- 1	0- 0	NEUTRAL	0- 1	0- 0	1- 0				
6- 5	0- 1	0- 0	NON-CONFERENCE	0- 2	0- 1	6- 1				
3- 2	0- 0	0- 0	HOME	0- 0	0- 1	3- 1				
2- 1	0- 0	0- 0	AWAY	0- 1	0- 0	2- 0				
1- 2	0- 1	0- 0	NEUTRAL	0- 1	0- 0	1- 0				
4- 1	0- 0	0- 0	CONFERENCE	0- 1	2- 0	2- 0				
3- 0	0- 0	0- 0	HOME	0- 0	1- 0	2- 0				
1- 1	0- 0	0- 0	AWAY	0- 1	1- 0	0- 0				
0- 0	0- 0	0- 0	NEUTRAL	0- 0	0- 0	0- 0				

RPI 1-25			RPI 26-50			RPI 51-100			RPI 101+			Team's RPI: 146
RPI	S	Opponent	Score	RPI	S	Opponent	Score	RPI	S	Opponent	Score	
21	N	Auburn	40 54					73	N	East Carolina	69 82	107 H Purdue 42 58
								91 A Central Mich.	92 101	109 A Toledo	51 45	
								96 A Western Ky.	61 68	144 H Kent St.	71 47	
										154 H Western Mich.	61 56	
										185 A Oakland	66 59	
										195 A Butler	74 50	
										200 H Akron	80 70	
										258 H Evansville	84 49	
										294 H Lipscomb	74 78	
										304 N N.C. A&T	76 57	
										327 H Chicago St.	88 53	
										330 H Ark.-Pine Bluff	88 60	
LAST 12 Division I GAMES:												
200	H	Akron	80 70	294	H	Lipscomb	74 78					
91	A	Central Mich.	92 101	185	A	Oakland	66 59					
154	H	Western Mich.	61 56	107	H	Purdue	42 58					
144	H	Kent St.	71 47	195	A	Butler	74 50					
109	A	Toledo	51 45	327	H	Chicago St.	88 53					
96	A	Western Ky.	61 68	73	N	East Carolina	69 82					

Non-Div I Games: Urbana 93 49

Ball St.

■ Loss,
 ■ Non-Conf,
 ■ S Site,
 ■ H Home
 ■ A Away
 N Neutral

BaylorB
a
y
l
o
r

Baylor

Page 22

Belmont

Through Games Of Jan. 15, 2017

Average RPI Win:	248	WON-LOST	WINNING	LAST 10	STRENGTH OF	OPP. STRENGTH	TEAM	ADJ.	CONF.	ADJ CONF.
Average RPI Loss:	64	RECORD	PCT. RANK	GAMES	SCHEDULE	OF SCHEDULE	RPI	RPI	RPI	RPI
DIV. I ONLY	13- 5	67	9- 1	220	193	98	98	26	26	
DIV. I NON-CONF.	7- 5	138	4- 1	179	71	102	102	29	29	
TOTALS	RPI 1-25	RPI 26-50	W-L RECORDS	RPI 51-100	RPI 101-150	RPI 150+				
13- 5	0- 1	0- 2	OVERALL	1- 1	0- 1	12- 0				
5- 1	0- 0	0- 1	HOME	1- 0	0- 0	4- 0				
8- 3	0- 1	0- 1	AWAY	0- 1	0- 0	8- 0				
0- 1	0- 0	0- 0	NEUTRAL	0- 0	0- 1	0- 0				
7- 5	0- 1	0- 2	NON-CONFERENCE	1- 1	0- 1	6- 0				
2- 1	0- 0	0- 1	HOME	1- 0	0- 0	1- 0				
5- 3	0- 1	0- 1	AWAY	0- 1	0- 0	5- 0				
0- 1	0- 0	0- 0	NEUTRAL	0- 0	0- 1	0- 0				
6- 0	0- 0	0- 0	CONFERENCE	0- 0	0- 0	6- 0				
3- 0	0- 0	0- 0	HOME	0- 0	0- 0	3- 0				
3- 0	0- 0	0- 0	AWAY	0- 0	0- 0	3- 0				
0- 0	0- 0	0- 0	NEUTRAL	0- 0	0- 0	0- 0				

RPI 1-25				RPI 26-50				RPI 51-100 Team's RPI: 98				RPI 101+			
RPI	S	Opponent	Score	RPI	S	Opponent	Score	RPI	S	Opponent	Score	RPI	S	Opponent	Score
13	A	Louisville	50 73	29	H	Green Bay	53 62	83	A	Troy	74 91	150	N	Fresno St.	53 62
				46	A	Minnesota	74 75	89	H	IUPUI	78 72	169	A	UAB	72 58
												226	A	Morehead St.	91 59
												227	A	Samford	73 54
												234	A	Presbyterian	83 58
												236	A	Loyola Marymount	79 72
												270	H	UT Martin	71 66
												272	A	Austin Peay	80 71
												276	H	Southeast Mo. St.	89 77
												294	H	Lipscomb	100 62
												303	A	Eastern Ill.	77 58
												305	H	Eastern Ky.	74 58
												323	A	Fort Wayne	85 59
LAST 12 Division I GAMES:															
226	A	Morehead St.	91 59	234	A	Presbyterian	83 58								
305	H	Eastern Ky.	74 58	89	H	IUPUI	78 72								
276	H	Southeast Mo. St.	89 77	46	A	Minnesota	74 75								
270	H	UT Martin	71 66	227	A	Samford	73 54								
272	A	Austin Peay	80 71	294	H	Lipscomb	100 62								
303	A	Eastern Ill.	77 58	236	A	Loyola Marymount	79 72								

Non-Div I Games: Trevecca Nazarene 87 56

Belmont

Loss, Non-Conf, S Site, H Home A Away N Neutral

Average RPI Win:	301	WON-LOST	WINNING	LAST 10	STRENGTH OF	OPP. STRENGTH	TEAM	ADJ.	CONF.	ADJ CONF.
Average RPI Loss:	179	RECORD	PCT. RANK	GAMES	SCHEDULE	OF SCHEDULE	RPI	RPI	RPI	RPI
DIV. I ONLY	6- 8	212	6- 3	341	247	284	284	31	31	
DIV. I NON-CONF.	2- 8	288	2- 5	290	200	315	315	31	31	
TOTALS	RPI 1-25	RPI 26-50	W-L RECORDS	RPI 51-100	RPI 101-150	RPI 150+				
6- 8	0- 0	0- 0	OVERALL	0- 1	0- 2	6- 5				
3- 0	0- 0	0- 0	HOME	0- 0	0- 0	3- 0				
2- 7	0- 0	0- 0	AWAY	0- 1	0- 2	2- 4				
1- 1	0- 0	0- 0	NEUTRAL	0- 0	0- 0	1- 1				
2- 8	0- 0	0- 0	NON-CONFERENCE	0- 1	0- 2	2- 5				
1- 0	0- 0	0- 0	HOME	0- 0	0- 0	1- 0				
0- 7	0- 0	0- 0	AWAY	0- 1	0- 2	0- 4				
1- 1	0- 0	0- 0	NEUTRAL	0- 0	0- 0	1- 1				
4- 0	0- 0	0- 0	CONFERENCE	0- 0	0- 0	4- 0				
2- 0	0- 0	0- 0	HOME	0- 0	0- 0	2- 0				
2- 0	0- 0	0- 0	AWAY	0- 0	0- 0	2- 0				
0- 0	0- 0	0- 0	NEUTRAL	0- 0	0- 0	0- 0				

RPI 1-25			RPI 26-50			RPI 51-100			RPI 101+			Team's RPI: 284
RPI	S	Opponent	Score	RPI	S	Opponent	Score	RPI	S	Opponent	Score	
						57 A Jacksonville	63 69			112 A UCF	43 70	
										131 A Clemson	38 59	
										178 A Southern U.	59 61	
										188 A Stetson	60 63	
										209 N Tennessee St.	60 69	
										228 A Prairie View	64 66	
										249 H North Florida	52 50	
										262 N SIUE	83 78	
										288 H Coppin St.	71 52	
										321 A Savannah St.	38 31	
										325 A Southeastern La.	63 75	
										340 A South Carolina St.	64 34	
										345 H Morgan St.	50 48	
LAST 12 Division I GAMES:												
340	A	South Carolina St.	64 34	209	N	Tennessee St.	60 69					
288	H	Coppin St.	71 52	249	H	North Florida	52 50					
345	H	Morgan St.	50 48	112	A	UCF	43 70					
321	A	Savannah St.	38 31	325	A	Southeastern La.	63 75					
131	A	Clemson	38 59	178	A	Southern U.	59 61					
262	N	SIUE	83 78	228	A	Prairie View	64 66					

Non-Div I Games: Edward Waters 55 45 Flagler 76 53

Bethune-Cookman

Loss, Non-Conf, S Site, H Home A Away N Neutral

Average RPI Win:	287	WON-LOST	WINNING	LAST 10	STRENGTH OF	OPP. STRENGTH	TEAM	ADJ.	CONF.	ADJ CONF.
Average RPI Loss:	131	RECORD	PCT. RANK	GAMES	SCHEDULE	OF SCHEDULE	RPI	RPI	RPI	RPI
DIV. I ONLY	6- 9	224	4- 4	120	338	192	192	20	20	
DIV. I NON-CONF.	3- 8	262	2- 4	51	343	196	196	20	20	
TOTALS	RPI 1-25	RPI 26-50	W-L RECORDS	RPI 51-100	RPI 101-150	RPI 150+				
6- 9	0- 0	0- 0	OVERALL	0- 2	1- 4	5- 3				
1- 6	0- 0	0- 0	HOME	0- 1	0- 2	1- 3				
5- 3	0- 0	0- 0	AWAY	0- 1	1- 2	4- 0				
0- 0	0- 0	0- 0	NEUTRAL	0- 0	0- 0	0- 0				
3- 8	0- 0	0- 0	NON-CONFERENCE	0- 2	1- 3	2- 3				
0- 5	0- 0	0- 0	HOME	0- 1	0- 1	0- 3				
3- 3	0- 0	0- 0	AWAY	0- 1	1- 2	2- 0				
0- 0	0- 0	0- 0	NEUTRAL	0- 0	0- 0	0- 0				
3- 1	0- 0	0- 0	CONFERENCE	0- 0	0- 1	3- 0				
1- 1	0- 0	0- 0	HOME	0- 0	0- 1	1- 0				
2- 0	0- 0	0- 0	AWAY	0- 0	0- 0	2- 0				
0- 0	0- 0	0- 0	NEUTRAL	0- 0	0- 0	0- 0				

RPI S	Opponent	Score	RPI S	Opponent	Score	RPI S	Opponent	Score	RPI S	Opponent	Score	Team's RPI: 192
						61	H Bucknell	57 67	102	H New Hampshire	62 70	
						87	A Ohio	55 63	106	H Cornell	51 54	
									141	A Penn	61 48	
									143	A Yale	48 57	
									145	A Providence	58 71	
									152	H Columbia	65 75	
									180	H Sacred Heart	69 77	
									203	H Brown	72 83	
									290	H UMBC	69 62	
									291	A Vermont	64 55	
									319	A NJIT	68 44	
									337	A UMass Lowell	58 48	
									346	A Fairleigh Dickinson	80 69	
LAST 12 Division I GAMES:												
102	H New Hampshire	62 70	152	H Columbia	65 75							
291	A Vermont	64 55	319	A NJIT	68 44							
337	A UMass Lowell	58 48	346	A Fairleigh Dickinson	80 69							
290	H UMBC	69 62	203	H Brown	72 83							
106	H Cornell	51 54	180	H Sacred Heart	69 77							
87	A Ohio	55 63	145	A Providence	58 71							

Non-Div I Games: Georgian Court 74 53 Misericordia 77 54

Binghamton

Loss, Non-Conf, S Site, H Home A Away N Neutral

Average RPI Win:	167	WON-LOST	WINNING	LAST 10	STRENGTH OF	OPP. STRENGTH	TEAM	ADJ.	CONF.	ADJ CONF.
Average RPI Loss:	98	RECORD	PCT. RANK	GAMES	SCHEDULE	OF SCHEDULE	RPI	RPI	RPI	RPI
DIV. I ONLY	11- 3	29	6- 3	124	92	54	54	13	13	
DIV. I NON-CONF.	8- 1	23	5- 1	161	54	32	32	15	15	
TOTALS	RPI 1-25	RPI 26-50	W-L RECORDS	RPI 51-100	RPI 101-150	RPI 150+				
11- 3	0- 1	0- 0	OVERALL	2- 1	4- 0	5- 1				
7- 1	0- 0	0- 0	HOME	0- 1	2- 0	5- 0				
3- 2	0- 1	0- 0	AWAY	1- 0	2- 0	0- 1				
1- 0	0- 0	0- 0	NEUTRAL	1- 0	0- 0	0- 0				
8- 1	0- 1	0- 0	NON-CONFERENCE	2- 0	2- 0	4- 0				
5- 0	0- 0	0- 0	HOME	0- 0	1- 0	4- 0				
2- 1	0- 1	0- 0	AWAY	1- 0	1- 0	0- 0				
1- 0	0- 0	0- 0	NEUTRAL	1- 0	0- 0	0- 0				
3- 2	0- 0	0- 0	CONFERENCE	0- 1	2- 0	1- 1				
2- 1	0- 0	0- 0	HOME	0- 1	1- 0	1- 0				
1- 1	0- 0	0- 0	AWAY	0- 0	1- 0	0- 1				
0- 0	0- 0	0- 0	NEUTRAL	0- 0	0- 0	0- 0				

RPI 1-25				RPI 26-50				RPI 51-100 Team's RPI: 54				RPI 101+			
RPI	S	Opponent	Score	RPI	S	Opponent	Score	RPI	S	Opponent	Score	RPI	S	Opponent	Score
5	A	Washington	66 92					55	H	UNLV	55 58	103	A	Colorado St.	51 45
								59	N	Charlotte	68 65	117	H	Eastern Wash.	67 64
								60	A	Washington St.	77 73	140	A	St. Mary's (CA)	83 78
												150	H	Fresno St.	67 66
												213	H	Portland St.	94 76
												225	H	Utah St.	76 56
												233	A	San Diego St.	77 84
												241	H	Hawaii	61 49
												251	H	Portland	74 60
												274	H	Seattle U	73 68
LAST 12 Division I GAMES:															
150	H	Fresno St.	67 66	251	H	Portland	74 60								
233	A	San Diego St.	77 84	5	A	Washington	66 92								
55	H	UNLV	55 58	60	A	Washington St.	77 73								
103	A	Colorado St.	51 45	117	H	Eastern Wash.	67 64								
225	H	Utah St.	76 56	59	N	Charlotte	68 65								
241	H	Hawaii	61 49	140	A	St. Mary's (CA)	83 78								

Non-Div I Games: Southern Ore. 89 45 Concordia Portland 71 40

Boise St.

■ Loss,
 ■ Non-Conf, S Site,
 ■ Home
 ■ Away
 N Neutral

Boston College

Through Games Of Jan. 15, 2017

Average RPI Win:	197	WON-LOST	WINNING	LAST 10	STRENGTH OF	OPP. STRENGTH	TEAM	ADJ.	CONF.	ADJ CONF.
Average RPI Loss:	103	RECORD	PCT. RANK	GAMES	SCHEDULE	OF SCHEDULE	RPI	RPI	RPI	RPI
DIV. I ONLY	8- 10	196	6- 4	77	142	153	153	2	2	
DIV. I NON-CONF.	7- 6	158	5- 2	152	217	167	167	3	3	
TOTALS	RPI 1-25	RPI 26-50	W-L RECORDS	RPI 51-100	RPI 101-150	RPI 150+				
8- 10	0- 0	0- 2	OVERALL	0- 4	4- 3	4- 1				
6- 3	0- 0	0- 1	HOME	0- 1	3- 1	3- 0				
1- 6	0- 0	0- 1	AWAY	0- 2	1- 2	0- 1				
1- 1	0- 0	0- 0	NEUTRAL	0- 1	0- 0	1- 0				
7- 6	0- 0	0- 0	NON-CONFERENCE	0- 3	3- 2	4- 1				
5- 2	0- 0	0- 0	HOME	0- 1	2- 1	3- 0				
1- 3	0- 0	0- 0	AWAY	0- 1	1- 1	0- 1				
1- 1	0- 0	0- 0	NEUTRAL	0- 1	0- 0	1- 0				
1- 4	0- 0	0- 2	CONFERENCE	0- 1	1- 1	0- 0				
1- 1	0- 0	0- 1	HOME	0- 0	1- 0	0- 0				
0- 3	0- 0	0- 1	AWAY	0- 1	0- 1	0- 0				
0- 0	0- 0	0- 0	NEUTRAL	0- 0	0- 0	0- 0				

RPI 1-25				RPI 26-50				RPI 51-100				RPI 101+ Team's RPI: 153			
RPI	S	Opponent	Score	RPI	S	Opponent	Score	RPI	S	Opponent	Score	RPI	S	Opponent	Score
				44	A	Syracuse	52 79	82	N	SMU	64 72	120	H	Maine	64 53
				49	H	Georgia Tech	67 71	84	A	Virginia	55 62	127	A	Pittsburgh	43 56
								93	H	Penn St.	56 60	130	A	Hartford	56 65
								95	A	Fordham	49 56	131	H	Clemson	60 48
												140	H	St. Mary's (CA)	54 62
												143	A	Yale	71 64
												145	H	Providence	57 53
												186	A	Seton Hall	66 71
												217	H	Dartmouth	65 53
												265	H	Boston U.	67 49
												277	H	Central Conn. St.	66 46
												279	N	St. Francis Brooklyn	73 58
LAST 12 Division I GAMES:															
				84	A	Virginia	55 62	217	H	Dartmouth	65 53				
				49	H	Georgia Tech	67 71	277	H	Central Conn. St.	66 46				
				44	A	Syracuse	52 79	145	H	Providence	57 53				
				127	A	Pittsburgh	43 56	143	A	Yale	71 64				
				131	H	Clemson	60 48	95	A	Fordham	49 56				
				120	H	Maine	64 53	93	H	Penn St.	56 60				

Non-Div I Games:

Boston College

Loss, Non-Conf, S Site, H Home A Away N Neutral

Season 01				Through Games of Jan. 15, 1917						
Average RPI Win:	293	WON-LOST	WINNING	LAST 10	STRENGTH OF	OPP. STRENGTH	TEAM	ADJ.	CONF.	ADJ CONF.
Average RPI Loss:	135	RECORD	PCT. RANK	GAMES	SCHEDULE	OF SCHEDULE	RPI	RPI	RPI	RPI
DIV. I ONLY	6- 11	245	5- 5	251	217	265	265	25	25	
DIV. I NON-CONF.	2- 9	293	1- 5	159	175	298	298	25	25	
TOTALS	RPI 1-25		RPI 26-50	W-L RECORDS		RPI 51-100	RPI 101-150		RPI 150+	
6- 11	0- 1		0- 1	OVERALL		0- 1	0- 2		6- 6	
4- 4	0- 0		0- 1	HOME		0- 0	0- 2		4- 1	
2- 6	0- 1		0- 0	AWAY		0- 0	0- 0		2- 5	
0- 1	0- 0		0- 0	NEUTRAL		0- 1	0- 0		0- 0	
2- 9	0- 1		0- 1	NON-CONFERENCE		0- 1	0- 1		2- 5	
2- 3	0- 0		0- 1	HOME		0- 0	0- 1		2- 1	
0- 5	0- 1		0- 0	AWAY		0- 0	0- 0		0- 4	
0- 1	0- 0		0- 0	NEUTRAL		0- 1	0- 0		0- 0	
4- 2	0- 0		0- 0	CONFERENCE		0- 0	0- 1		4- 1	
2- 1	0- 0		0- 0	HOME		0- 0	0- 1		2- 0	
2- 1	0- 0		0- 0	AWAY		0- 0	0- 0		2- 1	
0- 0	0- 0		0- 0	NEUTRAL		0- 0	0- 0		0- 0	

RPI 1-25					
RPI	S	Opponent	Score		
24	A	Arizona St.	42	71	
RPI 26-50					
RPI	S	Opponent	Score		
31	H	Harvard	52	65	
RPI 51-100					
RPI	S	Opponent	Score		
76	N	Long Beach St.	48	61	
RPI 101+					
RPI	S	Opponent	Score		
102	H	New Hampshire	51	59	
118	H	Navy	59	62	
153	A	Boston College	49	67	
155	A	Northeastern	59	78	
171	A	Albany (NY)	54	69	
201	A	American	62	73	
217	H	Dartmouth	49	61	
238	H	Massachusetts	64	60	
240	A	Marist	57	76	
244	H	Loyola Maryland	61	58	
310	H	Lafayette	68	50	
311	A	Lehigh	69	64	
315	A	Holy Cross	66	49	
337	H	UMass Lowell	66	56	
Team's RPI: 265					
LAST 12 Division I GAMES:					
244	H	Loyola Maryland	61	58	
201	A	American	62	73	
310	H	Lafayette	68	50	
118	H	Navy	59	62	
311	A	Lehigh	69	64	
315	A	Holy Cross	66	49	
238	H	Massachusetts	64	60	
240	A	Marist	57	76	
217	H	Dartmouth	49	61	
76	N	Long Beach St.	48	61	
24	A	Arizona St.	42	71	
102	H	New Hampshire	51	59	

Non-Div I Games:

Boston U.

■ Loss, ■ Non-Conf, S Site, H Home A Away N Neutral

Bowling Green

Through Games Of Jan. 15, 2017

Average RPI Win:	264	WON-LOST	WINNING	LAST 10	STRENGTH OF	OPP. STRENGTH	TEAM	ADJ.	CONF.	ADJ CONF.
Average RPI Loss:	116	RECORD	PCT. RANK	GAMES	SCHEDULE	OF SCHEDULE	RPI	RPI	RPI	RPI
DIV. I ONLY	3- 11	304	1- 7	54	250	220	220	10	10	
DIV. I NON-CONF.	2- 7	284	1- 3	138	203	258	258	11	11	
TOTALS	RPI 1-25	RPI 26-50	W-L RECORDS	RPI 51-100	RPI 101-150	RPI 150+				
3- 11	0- 2	0- 0	OVERALL	0- 5	0- 0	3- 4				
0- 6	0- 0	0- 0	HOME	0- 4	0- 0	0- 2				
1- 4	0- 2	0- 0	AWAY	0- 0	0- 0	1- 2				
2- 1	0- 0	0- 0	NEUTRAL	0- 1	0- 0	2- 0				
2- 7	0- 2	0- 0	NON-CONFERENCE	0- 2	0- 0	2- 3				
0- 3	0- 0	0- 0	HOME	0- 1	0- 0	0- 2				
0- 3	0- 2	0- 0	AWAY	0- 0	0- 0	0- 1				
2- 1	0- 0	0- 0	NEUTRAL	0- 1	0- 0	2- 0				
1- 4	0- 0	0- 0	CONFERENCE	0- 3	0- 0	1- 1				
0- 3	0- 0	0- 0	HOME	0- 3	0- 0	0- 0				
1- 1	0- 0	0- 0	AWAY	0- 0	0- 0	1- 1				
0- 0	0- 0	0- 0	NEUTRAL	0- 0	0- 0	0- 0				

RPI 1-25				RPI 26-50				RPI 51-100				RPI 101+ Team's RPI: 220			
RPI	S	Opponent	Score	RPI	S	Opponent	Score	RPI	S	Opponent	Score	RPI	S	Opponent	Score
13	A	Louisville	58 83					81	H	Northern Ill.	76 89	154	A	Western Mich.	58 75
25	A	Virginia Tech	51 98					84	H	Virginia	47 67	161	H	Cincinnati	58 68
								87	H	Ohio	58 69	173	H	Cleveland St.	56 64
								91	H	Central Mich.	65 76	200	A	Akron	62 58
								100	N	Chattanooga	49 54	283	N	Saint Peter's	73 68
												305	A	Eastern Ky.	55 57
												310	N	Lafayette	69 42
LAST 12 Division I GAMES:															
91	H	Central Mich.	65 76	25	A	Virginia Tech	51 98	84	H	Virginia	47 67				
154	A	Western Mich.	58 75					283	N	Saint Peter's	73 68				
200	A	Akron	62 58					310	N	Lafayette	69 42				
81	H	Northern Ill.	76 89					100	N	Chattanooga	49 54				
87	H	Ohio	58 69					13	A	Louisville	58 83				
173	H	Cleveland St.	56 64												

Non-Div I Games: Davis & Elkins 73 46 Ohio Valley 82 46 Malone 65 78

Bowling Green

Loss, Non-Conf, S Site, H Home A Away N Neutral

Bradley

Through Games Of Jan. 15, 2017

Average RPI Win:	275	WON-LOST	WINNING	LAST 10	STRENGTH OF	OPP. STRENGTH	TEAM	ADJ.	CONF.	ADJ CONF.
Average RPI Loss:	128	RECORD	PCT. RANK	GAMES	SCHEDULE	OF SCHEDULE	RPI	RPI	RPI	RPI
DIV. I ONLY	4- 11	280	3- 7	135	261	230	230	16	16	
DIV. I NON-CONF.	3- 7	250	2- 4	114	298	208	208	14	14	
TOTALS	RPI 1-25	RPI 26-50	W-L RECORDS	RPI 51-100	RPI 101-150	RPI 150+				
4- 11	0- 0	0- 2	OVERALL	0- 2	0- 3	4- 4				
1- 5	0- 0	0- 2	HOME	0- 2	0- 1	1- 0				
3- 6	0- 0	0- 0	AWAY	0- 0	0- 2	3- 4				
0- 0	0- 0	0- 0	NEUTRAL	0- 0	0- 0	0- 0				
3- 7	0- 0	0- 1	NON-CONFERENCE	0- 1	0- 3	3- 2				
1- 3	0- 0	0- 1	HOME	0- 1	0- 1	1- 0				
2- 4	0- 0	0- 0	AWAY	0- 0	0- 2	2- 2				
0- 0	0- 0	0- 0	NEUTRAL	0- 0	0- 0	0- 0				
1- 4	0- 0	0- 1	CONFERENCE	0- 1	0- 0	1- 2				
0- 2	0- 0	0- 1	HOME	0- 1	0- 0	0- 0				
1- 2	0- 0	0- 0	AWAY	0- 0	0- 0	1- 2				
0- 0	0- 0	0- 0	NEUTRAL	0- 0	0- 0	0- 0				

RPI S	Opponent	Score	RPI S	Opponent	Score	RPI S	Opponent	Score	RPI S	Opponent	Score	Team's RPI: 230
29	H Green Bay	43 68	53	H UNI	53 72	116	A Western Ill.	77 91				
35	H Drake	60 93	81	H Northern Ill.	51 81	139	H Saint Louis	58 68				
						144	A Kent St.	52 77				
						154	A Western Mich.	64 83				
						164	A Indiana St.	51 58				
						189	H Detroit	70 60				
						195	A Butler	56 58				
						287	A Loyola Chicago	60 53				
						299	A Illinois St.	63 71				
						308	A Ill.-Chicago	65 56				
						316	A Valparaiso	67 56				
LAST 12 Division I GAMES:												
53	H UNI	53 72	316	A Valparaiso	67 56							
35	H Drake	60 93	154	A Western Mich.	64 83							
287	A Loyola Chicago	60 53	116	A Western Ill.	77 91							
164	A Indiana St.	51 58	81	H Northern Ill.	51 81							
299	A Illinois St.	63 71	29	H Green Bay	43 68							
308	A Ill.-Chicago	65 56	139	H Saint Louis	58 68							

Non-Div I Games: Eureka 103 59

Bradley

■ Loss,
■ Non-Conf,
■ S Site,
■ H Home
■ A Away
N Neutral

Average RPI Win: 240		WON-LOST	WINNING	LAST 10	STRENGTH OF	OPP. STRENGTH	TEAM	ADJ.	CONF.	ADJ CONF.
Average RPI Loss: 209		RECORD	PCT. RANK	GAMES	SCHEDULE	OF SCHEDULE	RPI	RPI	RPI	RPI
DIV. I ONLY		9- 5	109	7- 2	330	240	203	203	9	9
DIV. I NON-CONF.		8- 4	96	6- 3	339	245	224	224	9	9
TOTALS	RPI 1-25	RPI 26-50		W-L RECORDS		RPI 51-100	RPI 101-150	RPI 150+		
9- 5	0- 0	0- 0		OVERALL		0- 0	1- 2	8- 3		
4- 2	0- 0	0- 0		HOME		0- 0	1- 0	3- 2		
5- 3	0- 0	0- 0		AWAY		0- 0	0- 2	5- 1		
0- 0	0- 0	0- 0		NEUTRAL		0- 0	0- 0	0- 0		
8- 4	0- 0	0- 0		NON-CONFERENCE		0- 0	1- 1	7- 3		
4- 2	0- 0	0- 0		HOME		0- 0	1- 0	3- 2		
4- 2	0- 0	0- 0		AWAY		0- 0	0- 1	4- 1		
0- 0	0- 0	0- 0		NEUTRAL		0- 0	0- 0	0- 0		
1- 1	0- 0	0- 0		CONFERENCE		0- 0	0- 1	1- 0		
0- 0	0- 0	0- 0		HOME		0- 0	0- 0	0- 0		
1- 1	0- 0	0- 0		AWAY		0- 0	0- 1	1- 0		
0- 0	0- 0	0- 0		NEUTRAL		0- 0	0- 0	0- 0		

RPI 1-25				RPI 26-50				RPI 51-100				RPI 101+				Team's RPI: 203	
RPI	S	Opponent	Score	RPI	S	Opponent	Score	RPI	S	Opponent	Score	RPI	S	Opponent	Score		
												141	A	Penn	60	86	
												145	H	Providence	77	70	
												147	A	VCU	72	85	
												180	A	Sacred Heart	80	66	
												192	A	Binghamton	83	72	
												205	A	Princeton	98	88	
												232	H	Manhattan	57	58	
												245	H	Howard	83	78	
												257	H	Colgate	62	67	
												268	A	Bryant	67	70	
												271	H	Rhode Island	76	65	
												283	H	Saint Peter's	80	71	
												291	A	Vermont	62	50	
												345	A	Morgan St.	68	51	
LAST 12 Division I GAMES:																	
				141	A	Penn	60	86				145	H	Providence	77	70	
				205	A	Princeton	98	88				271	H	Rhode Island	76	65	
				345	A	Morgan St.	68	51				192	A	Binghamton	83	72	
				147	A	VCU	72	85				232	H	Manhattan	57	58	
				283	H	Saint Peter's	80	71				257	H	Colgate	62	67	
				291	A	Vermont	62	50				268	A	Bryant	67	70	

Non-Div I Games: Rhode Island Col. 90 44

Brown

■ Loss, ■ Non-Conf, S Site, H Home A Away N Neutral

Average RPI Win: 304		WON-LOST	WINNING	LAST 10	STRENGTH OF	OPP. STRENGTH	TEAM	ADJ.	CONF.	ADJ CONF.
Average RPI Loss: 170		RECORD	PCT. RANK	GAMES	SCHEDULE	OF SCHEDULE	RPI	RPI	RPI	RPI
DIV. I ONLY		8- 8	160	5- 5	333	290	268	268	32	32
DIV. I NON-CONF.		5- 6	186	2- 5	303	249	249	249	32	32
TOTALS		RPI 1-25	RPI 26-50	W-L RECORDS	RPI 51-100	RPI 101-150	RPI 150+			
8- 8	0- 0		0- 0	OVERALL	0- 0	0- 4	8- 4			
4- 2	0- 0		0- 0	HOME	0- 0	0- 1	4- 1			
3- 5	0- 0		0- 0	AWAY	0- 0	0- 2	3- 3			
1- 1	0- 0		0- 0	NEUTRAL	0- 0	0- 1	1- 0			
5- 6	0- 0		0- 0	NON-CONFERENCE	0- 0	0- 4	5- 2			
3- 1	0- 0		0- 0	HOME	0- 0	0- 1	3- 0			
1- 4	0- 0		0- 0	AWAY	0- 0	0- 2	1- 2			
1- 1	0- 0		0- 0	NEUTRAL	0- 0	0- 1	1- 0			
3- 2	0- 0		0- 0	CONFERENCE	0- 0	0- 0	3- 2			
1- 1	0- 0		0- 0	HOME	0- 0	0- 0	1- 1			
2- 1	0- 0		0- 0	AWAY	0- 0	0- 0	2- 1			
0- 0	0- 0		0- 0	NEUTRAL	0- 0	0- 0	0- 0			

RPI 1-25				RPI 26-50				RPI 51-100				RPI 101+ Team's RPI: 268			
RPI	S	Opponent	Score	RPI	S	Opponent	Score	RPI	S	Opponent	Score	RPI	S	Opponent	Score
												102	A	New Hampshire	60 62
												120	H	Maine	52 77
												127	A	Pittsburgh	60 76
												145	N	Providence	51 62
												168	A	Rutgers	42 50
												180	H	Sacred Heart	53 65
												203	H	Brown	70 67
												238	A	Massachusetts	62 68
												271	N	Rhode Island	62 56
												279	A	St. Francis Brooklyn	47 63
												291	A	Vermont	63 57
												315	H	Holy Cross	76 74
												334	A	LIU Brooklyn	62 53
												337	H	UMass Lowell	73 62
												338	H	Mt. St. Mary's	78 62
												346	A	Fairleigh Dickinson	56 48
LAST 12 Division I GAMES:															
				180	H	Sacred Heart	53 65	120	H	Maine	52 77				
				346	A	Fairleigh Dickinson	56 48	238	A	Massachusetts	62 68				
				338	H	Mt. St. Mary's	78 62	127	A	Pittsburgh	60 76				
				334	A	LIU Brooklyn	62 53	271	N	Rhode Island	62 56				
				279	A	St. Francis Brooklyn	47 63	145	N	Providence	51 62				
				337	H	UMass Lowell	73 62	168	A	Rutgers	42 50				

Non-Div I Games:

Bryant

Loss, Non-Conf, S Site, H Home A Away N Neutral

Average RPI Win:	210	WON-LOST	WINNING	LAST 10	STRENGTH OF	OPP. STRENGTH	TEAM	ADJ.	CONF.	ADJ CONF.
Average RPI Loss:	84	RECORD	PCT. RANK	GAMES	SCHEDULE	OF SCHEDULE	RPI	RPI	RPI	RPI
DIV. I ONLY	14- 3	18	9- 1	197	189	61	61	25	25	
DIV. I NON-CONF.	8- 3	67	5- 1	202	91	67	67	25	25	
TOTALS	RPI 1-25	RPI 26-50	W-L RECORDS	RPI 51-100	RPI 101-150	RPI 150+				
14- 3	0- 1	0- 0	OVERALL	1- 1	2- 0	11- 1				
8- 0	0- 0	0- 0	HOME	1- 0	1- 0	6- 0				
6- 3	0- 0	0- 0	AWAY	0- 0	1- 0	5- 0				
0- 0	0- 0	0- 0	NEUTRAL	0- 0	0- 0	0- 0				
8- 3	0- 1	0- 0	NON-CONFERENCE	1- 1	1- 0	6- 1				
4- 0	0- 0	0- 0	HOME	1- 0	0- 0	3- 0				
4- 3	0- 1	0- 0	AWAY	0- 1	1- 0	3- 1				
0- 0	0- 0	0- 0	NEUTRAL	0- 0	0- 0	0- 0				
6- 0	0- 0	0- 0	CONFERENCE	0- 0	1- 0	5- 0				
4- 0	0- 0	0- 0	HOME	0- 0	1- 0	3- 0				
2- 0	0- 0	0- 0	AWAY	0- 0	0- 0	2- 0				
0- 0	0- 0	0- 0	NEUTRAL	0- 0	0- 0	0- 0				

RPI 1-25				RPI 26-50				RPI 51-100 Team's RPI: 61				RPI 101+			
RPI	S	Opponent	Score	RPI	S	Opponent	Score	RPI	S	Opponent	Score	RPI	S	Opponent	Score
22	A	Elon	58 64					62	A	North Carolina	50 65	118	H	Navy	67 64
								64	H	Drexel	78 66	148	A	Saint Joseph's	64 61
												168	A	Rutgers	53 57
												173	H	Cleveland St.	77 66
												176	A	Army West Point	60 56
												192	A	Binghamton	67 57
												200	A	Akron	61 47
												201	H	American	73 67
												232	H	Manhattan	69 64
												235	A	St. Bonaventure	57 35
												257	H	Colgate	79 56
												311	A	Lehigh	77 58
												315	H	Holy Cross	77 48
												319	H	NJIT	67 36
LAST 12 Division I GAMES:															
257	H	Colgate	79 56	232	H	Manhattan	69 64								
311	A	Lehigh	77 58	173	H	Cleveland St.	77 66								
315	H	Holy Cross	77 48	235	A	St. Bonaventure	57 35								
201	H	American	73 67	168	A	Rutgers	53 57								
176	A	Army West Point	60 56	200	A	Akron	61 47								
118	H	Navy	67 64	64	H	Drexel	78 66								

Non-Div I Games:

Bucknell

■ Loss,
 ■ Non-Conf, S Site,
 ■ Home
 ■ Away
 N Neutral

Buffalo

B
u
f
f
a
l
o

Buffalo

Page 34

Average RPI Win:	208	WON-LOST	WINNING	LAST 10	STRENGTH OF	OPP. STRENGTH	TEAM	ADJ.	CONF.	ADJ CONF.
Average RPI Loss:	96	RECORD	PCT. RANK	GAMES	SCHEDULE	OF SCHEDULE	RPI	RPI	RPI	RPI
DIV. I ONLY	5- 13	277	3- 7	56	96	195	195	7	7	
DIV. I NON-CONF.	3- 8	262	1- 4	109	172	255	255	7	7	
TOTALS	RPI 1-25	RPI 26-50	W-L RECORDS	RPI 51-100	RPI 101-150	RPI 150+				
5- 13	0- 2	0- 3	OVERALL	0- 2	1- 4	4- 2				
4- 5	0- 1	0- 0	HOME	0- 1	0- 2	4- 1				
1- 8	0- 1	0- 3	AWAY	0- 1	1- 2	0- 1				
0- 0	0- 0	0- 0	NEUTRAL	0- 0	0- 0	0- 0				
3- 8	0- 1	0- 1	NON-CONFERENCE	0- 1	0- 3	3- 2				
3- 4	0- 1	0- 0	HOME	0- 0	0- 2	3- 1				
0- 4	0- 0	0- 1	AWAY	0- 1	0- 1	0- 1				
0- 0	0- 0	0- 0	NEUTRAL	0- 0	0- 0	0- 0				
2- 5	0- 1	0- 2	CONFERENCE	0- 1	1- 1	1- 0				
1- 1	0- 0	0- 0	HOME	0- 1	0- 0	1- 0				
1- 4	0- 1	0- 2	AWAY	0- 0	1- 1	0- 0				
0- 0	0- 0	0- 0	NEUTRAL	0- 0	0- 0	0- 0				

RPI 1-25				RPI 26-50				RPI 51-100				RPI 101+ Team's RPI: 195			
RPI	S	Opponent	Score	RPI	S	Opponent	Score	RPI	S	Opponent	Score	RPI	S	Opponent	Score
15	A	DePaul	69 100	29	A	Green Bay	34 61	68	H	St. John's (NY)	41 62	112	H	UCF	59 66
20	H	South Fla.	59 74	37	A	Marquette	53 91	97	A	Arkansas	50 68	125	A	TCU	47 73
				38	A	Creighton	52 67					137	A	Xavier	65 62
												145	A	Providence	51 68
												146	H	Ball St.	50 74
												164	H	Indiana St.	66 48
												186	H	Seton Hall	79 58
												197	A	Wisconsin	55 60
												216	H	ETSU	59 68
												230	H	Bradley	58 56
												323	H	Fort Wayne	70 64
LAST 12 Division I GAMES:															
37	A	Marquette	53 91	38	A	Creighton	52 67								
15	A	DePaul	69 100	29	A	Green Bay	34 61								
137	A	Xavier	65 62	164	H	Indiana St.	66 48								
68	H	St. John's (NY)	41 62	97	A	Arkansas	50 68								
186	H	Seton Hall	79 58	146	H	Ball St.	50 74								
145	A	Providence	51 68	20	H	South Fla.	59 74								

Non-Div I Games:

Butler

■ Loss,
 ■ Non-Conf,
 ■ S Site,
 ■ H Home
 ■ A Away
 N Neutral

CSU Bakersfield

Through Games Of Jan. 15, 2017

Average RPI Win:	270	WON-LOST	WINNING	LAST 10	STRENGTH OF	OPP. STRENGTH	TEAM	ADJ.	CONF.	ADJ CONF.
Average RPI Loss:	160	RECORD	PCT. RANK	GAMES	SCHEDULE	OF SCHEDULE	RPI	RPI	RPI	RPI
DIV. I ONLY	4- 11	280	3- 5	235	198	292	292	29	29	
DIV. I NON-CONF.	3- 9	275	2- 5	260	111	295	295	30	30	
TOTALS	RPI 1-25	RPI 26-50	W-L RECORDS	RPI 51-100	RPI 101-150	RPI 150+				
4- 11	0- 1	0- 3	OVERALL	0- 0	0- 0	4- 7				
3- 5	0- 1	0- 1	HOME	0- 0	0- 0	3- 3				
1- 6	0- 0	0- 2	AWAY	0- 0	0- 0	1- 4				
0- 0	0- 0	0- 0	NEUTRAL	0- 0	0- 0	0- 0				
3- 9	0- 1	0- 3	NON-CONFERENCE	0- 0	0- 0	3- 5				
2- 4	0- 1	0- 1	HOME	0- 0	0- 0	2- 2				
1- 5	0- 0	0- 2	AWAY	0- 0	0- 0	1- 3				
0- 0	0- 0	0- 0	NEUTRAL	0- 0	0- 0	0- 0				
1- 2	0- 0	0- 0	CONFERENCE	0- 0	0- 0	1- 2				
1- 1	0- 0	0- 0	HOME	0- 0	0- 0	1- 1				
0- 1	0- 0	0- 0	AWAY	0- 0	0- 0	0- 1				
0- 0	0- 0	0- 0	NEUTRAL	0- 0	0- 0	0- 0				

RPI 1-25				RPI 26-50				RPI 51-100				RPI 101+ Team's RPI: 292			
RPI	S	Opponent	Score	RPI	S	Opponent	Score	RPI	S	Opponent	Score	RPI	S	Opponent	Score
11	H	Stanford	56 77	42	H	South Dakota	60 75					165	H	UC Riverside	66 71
				43	A	California	63 86					172	A	Pacific	61 91
				47	A	Oregon	62 77					181	H	New Mexico St.	55 64
												241	H	Hawaii	58 51
												242	H	Southern Utah	59 65
												248	H	UTRGV	74 46
												263	H	Cal Poly	57 49
												274	A	Seattle U	47 54
												282	A	UTEP	61 74
												297	A	Pepperdine	57 62
												328	A	UC Irvine	86 66
LAST 12 Division I GAMES:															
181	H	New Mexico St.	55 64	328	A	UC Irvine	86 66								
248	H	UTRGV	74 46	165	H	UC Riverside	66 71								
274	A	Seattle U	47 54	172	A	Pacific	61 91								
263	H	Cal Poly	57 49	11	H	Stanford	56 77								
282	A	UTEP	61 74	42	H	South Dakota	60 75								
297	A	Pepperdine	57 62	43	A	California	63 86								

Non-Div I Games: Stanislaus St. 78 51 Fresno Pacific 84 61

CSU Bakersfield

Loss, Non-Conf, S Site, H Home A Away N Neutral

Average RPI Win:	232	WON-LOST	WINNING	LAST 10	STRENGTH OF	OPP. STRENGTH	TEAM	ADJ.	CONF.	ADJ CONF.
Average RPI Loss:	145	RECORD	PCT. RANK	GAMES	SCHEDULE	OF SCHEDULE	RPI	RPI	RPI	RPI
DIV. I ONLY	8- 10	196	4- 6	196	225	196	196	24	24	
DIV. I NON-CONF.	7- 7	166	4- 4	120	198	147	147	23	23	
TOTALS	RPI 1-25	RPI 26-50	W-L RECORDS	RPI 51-100	RPI 101-150	RPI 150+				
8- 10	0- 2	0- 1	OVERALL	0- 1	2- 2	6- 4				
3- 5	0- 0	0- 1	HOME	0- 0	0- 2	3- 2				
5- 5	0- 2	0- 0	AWAY	0- 1	2- 0	3- 2				
0- 0	0- 0	0- 0	NEUTRAL	0- 0	0- 0	0- 0				
7- 7	0- 2	0- 1	NON-CONFERENCE	0- 0	2- 2	5- 2				
2- 5	0- 0	0- 1	HOME	0- 0	0- 2	2- 2				
5- 2	0- 2	0- 0	AWAY	0- 0	2- 0	3- 0				
0- 0	0- 0	0- 0	NEUTRAL	0- 0	0- 0	0- 0				
1- 3	0- 0	0- 0	CONFERENCE	0- 1	0- 0	1- 2				
1- 0	0- 0	0- 0	HOME	0- 0	0- 0	1- 0				
0- 3	0- 0	0- 0	AWAY	0- 1	0- 0	0- 2				
0- 0	0- 0	0- 0	NEUTRAL	0- 0	0- 0	0- 0				

RPI 1-25				RPI 26-50				RPI 51-100				RPI 101+ Team's RPI: 196			
RPI	S	Opponent	Score	RPI	S	Opponent	Score	RPI	S	Opponent	Score	RPI	S	Opponent	Score
5	A	Washington	44 101	40	H	Michigan St.	59 63	88	A	UC Davis	65 81	117	H	Eastern Wash.	57 71
11	A	Stanford	54 88									140	A	St. Mary's (CA)	73 61
												141	H	Penn	36 47
												150	A	Fresno St.	61 57
												189	H	Detroit	76 67
												213	H	Portland St.	99 72
												219	H	San Diego	67 76
												242	H	Southern Utah	71 77
												254	A	Weber St.	89 78
												263	A	Cal Poly	68 79
												274	A	Seattle U	68 64
												286	A	Northern Ariz.	83 79
												328	A	UC Irvine	52 77
												347	H	Cal St. Fullerton	58 41
LAST 12 Division I GAMES:															
88	A	UC Davis	65 81	242	H	Southern Utah	71 77								
328	A	UC Irvine	52 77	140	A	St. Mary's (CA)	73 61								
263	A	Cal Poly	68 79	254	A	Weber St.	89 78								
347	H	Cal St. Fullerton	58 41	5	A	Washington	44 101								
141	H	Penn	36 47	117	H	Eastern Wash.	57 71								
274	A	Seattle U	68 64	286	A	Northern Ariz.	83 79								

Non-Div I Games:

CSUN

■ Loss,
 ■ Non-Conf,
 ■ S Site,
 ■ H Home
 ■ A Away
 N Neutral

Average RPI Win:	272	WON-LOST	WINNING	LAST 10	STRENGTH OF	OPP. STRENGTH	TEAM	ADJ.	CONF.	ADJ CONF.
Average RPI Loss:	138	RECORD	PCT. RANK	GAMES	SCHEDULE	OF SCHEDULE	RPI	RPI	RPI	RPI
DIV. I ONLY	6- 10	232	3- 7	231	188	263	263	24	24	
DIV. I NON-CONF.	4- 8	230	3- 5	269	183	292	292	23	23	
TOTALS	RPI 1-25	RPI 26-50	W-L RECORDS	RPI 51-100	RPI 101-150	RPI 150+				
6- 10	0- 2	0- 0	OVERALL	0- 2	0- 2	6- 4				
6- 2	0- 0	0- 0	HOME	0- 0	0- 2	6- 0				
0- 8	0- 2	0- 0	AWAY	0- 2	0- 0	0- 4				
0- 0	0- 0	0- 0	NEUTRAL	0- 0	0- 0	0- 0				
4- 8	0- 2	0- 0	NON-CONFERENCE	0- 1	0- 2	4- 3				
4- 2	0- 0	0- 0	HOME	0- 0	0- 2	4- 0				
0- 6	0- 2	0- 0	AWAY	0- 1	0- 0	0- 3				
0- 0	0- 0	0- 0	NEUTRAL	0- 0	0- 0	0- 0				
2- 2	0- 0	0- 0	CONFERENCE	0- 1	0- 0	2- 1				
2- 0	0- 0	0- 0	HOME	0- 0	0- 0	2- 0				
0- 2	0- 0	0- 0	AWAY	0- 1	0- 0	0- 1				
0- 0	0- 0	0- 0	NEUTRAL	0- 0	0- 0	0- 0				

RPI	S	Opponent	Score	RPI	S	Opponent	Score	RPI	S	Opponent	Score	RPI	S	Opponent	Score	Team's RPI: 263
10	A	UCLA	64 80					76	A	Long Beach St.	80 83	133	H	San Francisco	67 73	
11	A	Stanford	55 83					79	A	Montana St.	52 71	140	H	St. Mary's (CA)	71 79	
												165	A	UC Riverside	59 68	
												194	A	Grand Canyon	59 64	
												196	H	CSUN	79 68	
												259	H	UC Santa Barbara	78 67	
												267	H	North Dakota St.	73 46	
												280	A	Sacramento St.	96 97	
												286	H	Northern Ariz.	58 53	
												292	A	CSU Bakersfield	49 57	
												297	H	Pepperdine	62 52	
												326	H	Utah Valley	77 65	
LAST 12 Division I GAMES:																
76	A	Long Beach St.	80 83	133	H	San Francisco	67 73									
165	A	UC Riverside	59 68	194	A	Grand Canyon	59 64									
196	H	CSUN	79 68	297	H	Pepperdine	62 52									
259	H	UC Santa Barbara	78 67	140	H	St. Mary's (CA)	71 79									
292	A	CSU Bakersfield	49 57	326	H	Utah Valley	77 65									
79	A	Montana St.	52 71	267	H	North Dakota St.	73 46									

Non-Div I Games:

Cal Poly

■ Loss,
■ Non-Conf,
■ S Site,
■ H Home
■ A Away
N Neutral

Average RPI Win:	330	WON-LOST	WINNING	LAST 10	STRENGTH OF	OPP. STRENGTH	TEAM	ADJ.	CONF.	ADJ CONF.
Average RPI Loss:	208	RECORD	PCT. RANK	GAMES	SCHEDULE	OF SCHEDULE	RPI	RPI	RPI	RPI
DIV. I ONLY	2- 13	324	1- 8	331	285	347	347	24	24	
DIV. I NON-CONF.	1- 10	325	1- 6	321	293	346	346	23	23	
TOTALS	RPI 1-25	RPI 26-50	W-L RECORDS	RPI 51-100	RPI 101-150	RPI 150+				
2- 13	0- 0	0- 0	OVERALL	0- 1	0- 2	2- 10				
2- 6	0- 0	0- 0	HOME	0- 0	0- 1	2- 5				
0- 7	0- 0	0- 0	AWAY	0- 1	0- 1	0- 5				
0- 0	0- 0	0- 0	NEUTRAL	0- 0	0- 0	0- 0				
1- 10	0- 0	0- 0	NON-CONFERENCE	0- 1	0- 2	1- 7				
1- 5	0- 0	0- 0	HOME	0- 0	0- 1	1- 4				
0- 5	0- 0	0- 0	AWAY	0- 1	0- 1	0- 3				
0- 0	0- 0	0- 0	NEUTRAL	0- 0	0- 0	0- 0				
1- 3	0- 0	0- 0	CONFERENCE	0- 0	0- 0	1- 3				
1- 1	0- 0	0- 0	HOME	0- 0	0- 0	1- 1				
0- 2	0- 0	0- 0	AWAY	0- 0	0- 0	0- 2				
0- 0	0- 0	0- 0	NEUTRAL	0- 0	0- 0	0- 0				

RPI S	Opponent	Score	RPI S	Opponent	Score	RPI S	Opponent	Score	RPI S	Opponent	Score	Team's RPI: 347
						94	A Wyoming	26 61	117	A Eastern Wash.	67 84	
									132	H Idaho	86 88	
									152	H Columbia	46 61	
									196	A CSUN	41 58	
									213	A Portland St.	73 81	
									219	A San Diego	50 103	
									233	H San Diego St.	61 71	
									236	H Loyola Marymount	62 77	
									241	A Hawaii	50 60	
									259	H UC Santa Barbara	49 56	
									297	H Pepperdine	58 69	
									309	A Denver	58 77	
									328	H UC Irvine	64 53	
									331	H Montana	72 56	
LAST 12 Division I GAMES:												
328	H UC Irvine	64 53	297	H Pepperdine	58 69							
241	A Hawaii	50 60	213	A Portland St.	73 81							
259	H UC Santa Barbara	49 56	117	A Eastern Wash.	67 84							
196	A CSUN	41 58	236	H Loyola Marymount	62 77							
152	H Columbia	46 61	331	H Montana	72 56							
233	H San Diego St.	61 71	309	A Denver	58 77							

Non-Div I Games: Antelope Valley 64 56 Whittier 97 49

Cal St. Fullerton

Loss, Non-Conf, S Site, H Home A Away N Neutral

California

Through Games Of Jan. 15, 2017

Average RPI Win: 170		WON-LOST	WINNING	LAST 10	STRENGTH OF	OPP. STRENGTH	TEAM	ADJ.	CONF.	ADJ CONF.
Average RPI Loss: 32		RECORD	PCT. RANK	GAMES	SCHEDULE	OF SCHEDULE	RPI	RPI	RPI	RPI
DIV. I ONLY		14- 4	31	6- 4	85	51	43	43	1	1
DIV. I NON-CONF.		12- 0	1	6- 0	242	104	39	39	1	1
TOTALS		RPI 1-25	RPI 26-50		W-L RECORDS		RPI 51-100	RPI 101-150	RPI 150+	
14- 4	1- 2	0- 1		OVERALL		1- 1	6- 0	6- 0		
7- 2	0- 1	0- 1		HOME		0- 0	3- 0	4- 0		
4- 2	0- 1	0- 0		AWAY		1- 1	2- 0	1- 0		
3- 0	1- 0	0- 0		NEUTRAL		0- 0	1- 0	1- 0		
12- 0	1- 0	0- 0		NON-CONFERENCE		0- 0	5- 0	6- 0		
7- 0	0- 0	0- 0		HOME		0- 0	3- 0	4- 0		
2- 0	0- 0	0- 0		AWAY		0- 0	1- 0	1- 0		
3- 0	1- 0	0- 0		NEUTRAL		0- 0	1- 0	1- 0		
2- 4	0- 2	0- 1		CONFERENCE		1- 1	1- 0	0- 0		
0- 2	0- 1	0- 1		HOME		0- 0	0- 0	0- 0		
2- 2	0- 1	0- 0		AWAY		1- 1	1- 0	0- 0		
0- 0	0- 0	0- 0		NEUTRAL		0- 0	0- 0	0- 0		

RPI 1-25				RPI 26-50				Team's RPI: 43	RPI 51-100				RPI 101+			
RPI	S	Opponent	Score	RPI	S	Opponent	Score		RPI	S	Opponent	Score	RPI	S	Opponent	Score
7	H	Oregon St.	56 66	47	H	Oregon	66 69		51	A	Utah	57 63	111	A	Arizona	74 64
23	N	Oklahoma	82 74						85	A	Colorado	65 53	121	H	Santa Clara	73 58
24	A	Arizona St.	62 72										128	N	Southern Miss.	71 51
													129	H	Duquesne	86 66
													133	H	San Francisco	75 52
													140	A	St. Mary's (CA)	74 67
													151	A	Nebraska	86 65
													165	H	UC Riverside	71 56
													280	H	Sacramento St.	97 73
													292	H	CSU Bakersfield	86 63
													311	H	Lehigh	96 63
													317	N	Arkansas St.	80 55
LAST 12 Division I GAMES:																
51	A	Utah	57 63	317	N	Arkansas St.	80 55									
85	A	Colorado	65 53	23	N	Oklahoma	82 74									
47	H	Oregon	66 69	128	N	Southern Miss.	71 51									
7	H	Oregon St.	56 66	311	H	Lehigh	96 63									
24	A	Arizona St.	62 72	280	H	Sacramento St.	97 73									
111	A	Arizona	74 64	151	A	Nebraska	86 65									

Non-Div I Games:

California

■ Loss,
■ Non-Conf, S Site,
■ Home
■ Away
N Neutral

Average RPI Win:	289	WON-LOST	WINNING	LAST 10	STRENGTH OF	OPP. STRENGTH	TEAM	ADJ.	CONF.	ADJ CONF.
Average RPI Loss:	145	RECORD	PCT. RANK	GAMES	SCHEDULE	OF SCHEDULE	RPI	RPI	RPI	RPI
DIV. I ONLY	8- 4	89	6- 2	319	334	212	212	28	28	
DIV. I NON-CONF.	5- 3	121	5- 1	342	324	268	268	27	27	
TOTALS	RPI 1-25	RPI 26-50	W-L RECORDS	RPI 51-100	RPI 101-150	RPI 150+				
8- 4	0- 0	0- 0	OVERALL	0- 1	0- 2	8- 1				
2- 3	0- 0	0- 0	HOME	0- 1	0- 1	2- 1				
4- 1	0- 0	0- 0	AWAY	0- 0	0- 1	4- 0				
2- 0	0- 0	0- 0	NEUTRAL	0- 0	0- 0	2- 0				
5- 3	0- 0	0- 0	NON-CONFERENCE	0- 0	0- 2	5- 1				
1- 2	0- 0	0- 0	HOME	0- 0	0- 1	1- 1				
2- 1	0- 0	0- 0	AWAY	0- 0	0- 1	2- 0				
2- 0	0- 0	0- 0	NEUTRAL	0- 0	0- 0	2- 0				
3- 1	0- 0	0- 0	CONFERENCE	0- 1	0- 0	3- 0				
1- 1	0- 0	0- 0	HOME	0- 1	0- 0	1- 0				
2- 0	0- 0	0- 0	AWAY	0- 0	0- 0	2- 0				
0- 0	0- 0	0- 0	NEUTRAL	0- 0	0- 0	0- 0				

RPI	S	Opponent	Score	RPI	S	Opponent	Score	RPI	S	Opponent	Score	RPI	S	Opponent	Score	Team's RPI: 212
								92	H	Radford	42	61				
												123	A	Mercer	60	76
												147	H	VCU	53	66
												199	A	UNC Asheville	61	55
												216	H	ETSU	55	56
												234	A	Presbyterian	49	39
												252	A	USC Upstate	56	41
												296	A	Western Caro.	50	48
												320	H	Charleston So.	54	37
												330	N	Ark.-Pine Bluff	51	31
												336	H	N.C. Central	61	30
												345	N	Morgan St.	62	51
LAST 12 Division I GAMES:																
234	A	Presbyterian	49	39	252	A	USC Upstate	56	41							
92	H	Radford	42	61	216	H	ETSU	55	56							
320	H	Charleston So.	54	37	296	A	Western Caro.	50	48							
199	A	UNC Asheville	61	55	336	H	N.C. Central	61	30							
345	N	Morgan St.	62	51	147	H	VCU	53	66							
330	N	Ark.-Pine Bluff	51	31	123	A	Mercer	60	76							

Non-Div I Games: Columbia (SC) 73 32 Saint Augustine's 69 33 St. Andrews 94 39

Campbell

Loss, Non-Conf, S Site, H Home A Away N Neutral

Average RPI Win:	254	WON-LOST	WINNING	LAST 10	STRENGTH OF	OPP. STRENGTH	TEAM	ADJ.	CONF.	ADJ CONF.
Average RPI Loss:	157	RECORD	PCT. RANK	GAMES	SCHEDULE	OF SCHEDULE	RPI	RPI	RPI	RPI
DIV. I ONLY	4- 13	296	2- 8	137	281	253	253	18	18	
DIV. I NON-CONF.	1- 8	314	0- 4	111	227	273	273	17	17	
TOTALS	RPI 1-25	RPI 26-50	W-L RECORDS	RPI 51-100	RPI 101-150	RPI 150+				
4- 13	0- 0	0- 2	OVERALL	0- 1	0- 3	4- 7				
1- 7	0- 0	0- 1	HOME	0- 1	0- 2	1- 3				
3- 6	0- 0	0- 1	AWAY	0- 0	0- 1	3- 4				
0- 0	0- 0	0- 0	NEUTRAL	0- 0	0- 0	0- 0				
1- 8	0- 0	0- 1	NON-CONFERENCE	0- 1	0- 2	1- 4				
0- 4	0- 0	0- 0	HOME	0- 1	0- 1	0- 2				
1- 4	0- 0	0- 1	AWAY	0- 0	0- 1	1- 2				
0- 0	0- 0	0- 0	NEUTRAL	0- 0	0- 0	0- 0				
3- 5	0- 0	0- 1	CONFERENCE	0- 0	0- 1	3- 3				
1- 3	0- 0	0- 1	HOME	0- 0	0- 1	1- 1				
2- 2	0- 0	0- 0	AWAY	0- 0	0- 0	2- 2				
0- 0	0- 0	0- 0	NEUTRAL	0- 0	0- 0	0- 0				

RPI 1-25				RPI 26-50				RPI 51-100				RPI 101+ Team's RPI: 253			
RPI	S	Opponent	Score	RPI	S	Opponent	Score	RPI	S	Opponent	Score	RPI	S	Opponent	Score
				30	A	Ohio St.	56 89	63	H	Buffalo	52 65	106	A	Cornell	43 60
				48	H	Quinnipiac	53 64					126	H	Lamar University	51 65
												138	H	Rider	70 71
												155	H	Northeastern	59 83
												200	H	Akron	64 73
												215	A	Iona	52 55
												226	A	Morehead St.	68 77
												231	A	Saint Francis (PA)	74 95
												232	A	Manhattan	62 57
												235	A	St. Bonaventure	74 57
												240	H	Marist	74 85
												266	A	Monmouth	53 55
												266	H	Monmouth	74 54
												283	A	Saint Peter's	59 54
LAST 12 Division I GAMES:															
266	A	Monmouth	53 55	106	A	Cornell	43 60								
283	A	Saint Peter's	59 54	226	A	Morehead St.	68 77								
48	H	Quinnipiac	53 64	30	A	Ohio St.	56 89								
240	H	Marist	74 85	63	H	Buffalo	52 65								
232	A	Manhattan	62 57	266	H	Monmouth	74 54								
215	A	Iona	52 55	138	H	Rider	70 71								

Non-Div I Games:

Canisius

■ Loss,
 ■ Non-Conf,
 ■ S Site,
 ■ H Home
 ■ A Away
 N Neutral

Central Ark.

Through Games Of Jan. 15, 2017

Average RPI Win:	285	WON-LOST	WINNING	LAST 10	STRENGTH OF	OPP. STRENGTH	TEAM	ADJ.	CONF.	ADJ CONF.
Average RPI Loss:	79	RECORD	PCT. RANK	GAMES	SCHEDULE	OF SCHEDULE	RPI	RPI	RPI	RPI
DIV. I ONLY	7- 4	113	5- 3	313	152	156	156	27	27	
DIV. I NON-CONF.	4- 2	96	3- 1	287	56	107	107	26	26	
TOTALS	RPI 1-25	RPI 26-50	W-L RECORDS	RPI 51-100	RPI 101-150	RPI 150+				
7- 4	0- 0	0- 2	OVERALL	0- 0	0- 2	7- 0				
2- 1	0- 0	0- 0	HOME	0- 0	0- 1	2- 0				
3- 3	0- 0	0- 1	AWAY	0- 0	0- 0	3- 0				
2- 0	0- 0	0- 0	NEUTRAL	0- 0	0- 0	2- 0				
4- 2	0- 0	0- 2	NON-CONFERENCE	0- 0	0- 0	4- 0				
1- 0	0- 0	0- 0	HOME	0- 0	0- 0	1- 0				
1- 2	0- 0	0- 2	AWAY	0- 0	0- 0	1- 0				
2- 0	0- 0	0- 0	NEUTRAL	0- 0	0- 0	2- 0				
3- 2	0- 0	0- 0	CONFERENCE	0- 0	0- 2	3- 0				
1- 1	0- 0	0- 0	HOME	0- 0	0- 1	1- 0				
2- 1	0- 0	0- 0	AWAY	0- 0	0- 1	2- 0				
0- 0	0- 0	0- 0	NEUTRAL	0- 0	0- 0	0- 0				

RPI S	Opponent	Score	RPI S	Opponent	Score	RPI S	Opponent	Score	RPI S	Opponent	Score	Team's RPI: 156
27	A Texas A&M	49 74	28	A Texas Tech	45 79				126	H Lamar University	56 70	
									136	A Abilene Christian	76 83	
									158	N Houston	69 55	
									295	A Alcorn	71 57	
									295	H Alcorn	59 45	
									301	H Northwestern St.	76 43	
									302	A A&M-Corpus Christi	49 41	
									312	N Liberty	61 41	
									333	A Houston Baptist	80 49	
LAST 12 Division I GAMES:												
302	A A&M-Corpus Christi	49 41	312	N Liberty	61 41							
333	A Houston Baptist	80 49	28	A Texas Tech	45 79							
136	A Abilene Christian	76 83	295	H Alcorn	59 45							
301	H Northwestern St.	76 43	295	A Alcorn	71 57							
126	H Lamar University	56 70	27	A Texas A&M	49 74							
158	N Houston	69 55										

Non-Div I Games: Crowley's Ridge 102 31 Williams Baptist 82 32 Central Baptist 94 47 Hendrix 71 39
Central Ark.

Loss, Non-Conf, S Site, H Home A Away N Neutral

Average RPI Win:	296	WON-LOST	WINNING	LAST 10	STRENGTH OF	OPP. STRENGTH	TEAM	ADJ.	CONF.	ADJ CONF.
Average RPI Loss:	154	RECORD	PCT. RANK	GAMES	SCHEDULE	OF SCHEDULE	RPI	RPI	RPI	RPI
DIV. I ONLY	6- 10	232	5- 5	282	263	277	277	32	32	
DIV. I NON-CONF.	1- 10	325	0- 7	146	210	310	310	32	32	
TOTALS	RPI 1-25	RPI 26-50	W-L RECORDS	RPI 51-100	RPI 101-150	RPI 150+				
6- 10	0- 1	0- 1	OVERALL	0- 0	0- 2	6- 6				
5- 2	0- 0	0- 0	HOME	0- 0	0- 1	5- 1				
1- 7	0- 1	0- 1	AWAY	0- 0	0- 1	1- 4				
0- 1	0- 0	0- 0	NEUTRAL	0- 0	0- 0	0- 1				
1- 10	0- 1	0- 1	NON-CONFERENCE	0- 0	0- 2	1- 6				
1- 2	0- 0	0- 0	HOME	0- 0	0- 1	1- 1				
0- 7	0- 1	0- 1	AWAY	0- 0	0- 1	0- 4				
0- 1	0- 0	0- 0	NEUTRAL	0- 0	0- 0	0- 1				
5- 0	0- 0	0- 0	CONFERENCE	0- 0	0- 0	5- 0				
4- 0	0- 0	0- 0	HOME	0- 0	0- 0	4- 0				
1- 0	0- 0	0- 0	AWAY	0- 0	0- 0	1- 0				
0- 0	0- 0	0- 0	NEUTRAL	0- 0	0- 0	0- 0				

RPI 1-25				RPI 26-50				RPI 51-100				RPI 101+ Team's RPI: 277			
RPI	S	Opponent	Score	RPI	S	Opponent	Score	RPI	S	Opponent	Score	RPI	S	Opponent	Score
25	A	Virginia Tech	47 81	44	A	Syracuse	63 95					102	A	New Hampshire	52 56
												130	H	Hartford	58 68
												153	A	Boston College	46 66
												180	H	Sacred Heart	67 50
												186	A	Seton Hall	70 78
												207	H	Stony Brook	59 64
												217	A	Dartmouth	51 61
												233	N	San Diego St.	62 80
												238	A	Massachusetts	37 76
												279	A	St. Francis Brooklyn	61 53
												291	H	Vermont	78 76
												338	H	Mt. St. Mary's	68 58
												344	H	Wagner	66 53
												346	H	Fairleigh Dickinson	68 49
LAST 12 Division I GAMES:															
338	H	Mt. St. Mary's	68 58	346	H	Fairleigh Dickinson	68 49								
180	H	Sacred Heart	67 50	207	H	Stony Brook	59 64								
279	A	St. Francis Brooklyn	61 53	25	A	Virginia Tech	47 81								
344	H	Wagner	66 53	44	A	Syracuse	63 95								
102	A	New Hampshire	52 56	233	N	San Diego St.	62 80								
153	A	Boston College	46 66	186	A	Seton Hall	70 78								

Non-Div I Games:

Central Conn. St.

Average RPI Win:	209	WON-LOST	WINNING	LAST 10	STRENGTH OF	OPP. STRENGTH	TEAM	ADJ.	CONF.	ADJ CONF.
Average RPI Loss:	51	RECORD	PCT. RANK	GAMES	SCHEDULE	OF SCHEDULE	RPI	RPI	RPI	RPI
DIV. I ONLY	13- 4	43	8- 2	224	54	91	91	10	10	
DIV. I NON-CONF.	8- 4	96	5- 2	271	31	145	145	11	11	
TOTALS	RPI 1-25	RPI 26-50	W-L RECORDS	RPI 51-100	RPI 101-150	RPI 150+				
13- 4	0- 2	0- 0	OVERALL	1- 1	3- 1	9- 0				
9- 1	0- 1	0- 0	HOME	1- 0	2- 0	6- 0				
2- 3	0- 1	0- 0	AWAY	0- 1	1- 1	1- 0				
2- 0	0- 0	0- 0	NEUTRAL	0- 0	0- 0	2- 0				
8- 4	0- 2	0- 0	NON-CONFERENCE	0- 1	1- 1	7- 0				
6- 1	0- 1	0- 0	HOME	0- 0	1- 0	5- 0				
0- 3	0- 1	0- 0	AWAY	0- 1	0- 1	0- 0				
2- 0	0- 0	0- 0	NEUTRAL	0- 0	0- 0	2- 0				
5- 0	0- 0	0- 0	CONFERENCE	1- 0	2- 0	2- 0				
3- 0	0- 0	0- 0	HOME	1- 0	1- 0	1- 0				
2- 0	0- 0	0- 0	AWAY	0- 0	1- 0	1- 0				
0- 0	0- 0	0- 0	NEUTRAL	0- 0	0- 0	0- 0				

RPI 1-25				RPI 26-50				RPI 51-100 Team's RPI: 91				RPI 101+			
RPI	S	Opponent	Score	RPI	S	Opponent	Score	RPI	S	Opponent	Score	RPI	S	Opponent	Score
2	A	Notre Dame	47 107					63	H	Buffalo	88 71	107	A	Purdue	51 62
22	H	Elon	57 71					71	A	Middle Tenn.	69 79	144	A	Kent St.	91 78
												146	H	Ball St.	101 92
												148	H	Saint Joseph's	73 71
												182	H	Illinois	82 51
												185	H	Oakland	70 67
												200	H	Akron	89 62
												220	A	Bowling Green	76 65
												247	H	Furman	81 71
												267	N	North Dakota St.	77 55
												287	H	Loyola Chicago	95 57
												308	H	Ill.-Chicago	77 55
												326	N	Utah Valley	71 62
LAST 12 Division I GAMES:															
146	H	Ball St.	101 92	220	A	Bowling Green	76 65	148	H	Saint Joseph's	73 71	107	A	Purdue	51 62
63	H	Buffalo	88 71	148	H	Saint Joseph's	73 71	308	H	Ill.-Chicago	77 55	287	H	Loyola Chicago	95 57
200	H	Akron	89 62	107	A	Purdue	51 62	287	H	Loyola Chicago	95 57	267	N	North Dakota St.	77 55
144	A	Kent St.	91 78	308	H	Ill.-Chicago	77 55								
71	A	Middle Tenn.	69 79	287	H	Loyola Chicago	95 57								
182	H	Illinois	82 51	267	N	North Dakota St.	77 55								

Non-Div I Games:

Central Mich.

Charleston So.

Through Games Of Jan. 15, 2017

Average RPI Win:	320	WON-LOST	WINNING	LAST 10	STRENGTH OF	OPP. STRENGTH	TEAM	ADJ.	CONF.	ADJ CONF.
Average RPI Loss:	189	RECORD	PCT. RANK	GAMES	SCHEDULE	OF SCHEDULE	RPI	RPI	RPI	RPI
DIV. I ONLY	5- 7	216	4- 5	346	268	320	320	28	28	
DIV. I NON-CONF.	3- 5	223	3- 4	331	232	311	311	27	27	
TOTALS	RPI 1-25	RPI 26-50	W-L RECORDS	RPI 51-100	RPI 101-150	RPI 150+				
5- 7	0- 0	0- 0	OVERALL	0- 2	0- 0	5- 5				
3- 3	0- 0	0- 0	HOME	0- 0	0- 0	3- 3				
2- 4	0- 0	0- 0	AWAY	0- 2	0- 0	2- 2				
0- 0	0- 0	0- 0	NEUTRAL	0- 0	0- 0	0- 0				
3- 5	0- 0	0- 0	NON-CONFERENCE	0- 2	0- 0	3- 3				
2- 2	0- 0	0- 0	HOME	0- 0	0- 0	2- 2				
1- 3	0- 0	0- 0	AWAY	0- 2	0- 0	1- 1				
0- 0	0- 0	0- 0	NEUTRAL	0- 0	0- 0	0- 0				
2- 2	0- 0	0- 0	CONFERENCE	0- 0	0- 0	2- 2				
1- 1	0- 0	0- 0	HOME	0- 0	0- 0	1- 1				
1- 1	0- 0	0- 0	AWAY	0- 0	0- 0	1- 1				
0- 0	0- 0	0- 0	NEUTRAL	0- 0	0- 0	0- 0				

RPI 1-25				RPI 26-50				RPI 51-100				RPI 101+				Team's RPI: 320	
RPI	S	Opponent	Score	RPI	S	Opponent	Score	RPI	S	Opponent	Score	RPI	S	Opponent	Score		
								62	A	North Carolina	77	93	167	H	Col. of Charleston	76	79
								69	A	West Virginia	38	88	206	H	Wofford	45	59
													212	A	Campbell	37	54
													294	A	Lipscomb	67	52
													296	A	Western Caro.	53	58
													306	H	Ga. Southern	55	54
													312	H	Liberty	72	81
													324	H	Winthrop	71	52
													335	A	High Point	74	68
													340	H	South Carolina St.	67	62
LAST 12 Division I GAMES:																	
				335	A	High Point	74	68					324	H	Winthrop	71	52
				212	A	Campbell	37	54					306	H	Ga. Southern	55	54
				312	H	Liberty	72	81					340	H	South Carolina St.	67	62
				296	A	Western Caro.	53	58					294	A	Lipscomb	67	52
				167	H	Col. of Charleston	76	79					62	A	North Carolina	77	93
				206	H	Wofford	45	59					69	A	West Virginia	38	88

Non-Div I Games: Southern Wesleyan 80 57 Montreat 79 50 Paine 75 67

Charleston So.

Loss, Non-Conf, S Site, H Home A Away N Neutral

Average RPI Win:	182	WON-LOST	WINNING	LAST 10	STRENGTH OF	OPP. STRENGTH	TEAM	ADJ.	CONF.	ADJ CONF.
Average RPI Loss:	80	RECORD	PCT. RANK	GAMES	SCHEDULE	OF SCHEDULE	RPI	RPI	RPI	RPI
DIV. I ONLY	13- 4	43	9- 1	155	84	59	59	15	15	
DIV. I NON-CONF.	8- 3	67	5- 1	220	13	90	90	16	16	
TOTALS	RPI 1-25	RPI 26-50	W-L RECORDS	RPI 51-100	RPI 101-150	RPI 150+				
13- 4	0- 1	0- 0	OVERALL	2- 2	3- 0	8- 1				
7- 0	0- 0	0- 0	HOME	2- 0	0- 0	5- 0				
6- 2	0- 1	0- 0	AWAY	0- 0	3- 0	3- 1				
0- 2	0- 0	0- 0	NEUTRAL	0- 2	0- 0	0- 0				
8- 3	0- 1	0- 0	NON-CONFERENCE	1- 2	2- 0	5- 0				
5- 0	0- 0	0- 0	HOME	1- 0	0- 0	4- 0				
3- 1	0- 1	0- 0	AWAY	0- 0	2- 0	1- 0				
0- 2	0- 0	0- 0	NEUTRAL	0- 2	0- 0	0- 0				
5- 1	0- 0	0- 0	CONFERENCE	1- 0	1- 0	3- 1				
2- 0	0- 0	0- 0	HOME	1- 0	0- 0	1- 0				
3- 1	0- 0	0- 0	AWAY	0- 0	1- 0	2- 1				
0- 0	0- 0	0- 0	NEUTRAL	0- 0	0- 0	0- 0				

RPI 1-25				RPI 26-50				RPI 51-100				Team's RPI: 59	RPI 101+			
RPI	S	Opponent	Score	RPI	S	Opponent	Score	RPI	S	Opponent	Score		RPI	S	Opponent	Score
16	A	Miami (FL)	46 80					51	N	Utah	68 81		127	A	Pittsburgh	70 63
								54	N	Boise St.	65 68		128	A	Southern Miss.	78 61
								73	H	East Carolina	79 64		129	A	Duquesne	77 63
								96	H	Western Ky.	89 85		163	A	Rice	69 51
													167	A	Col. of Charleston	62 49
													197	H	Wisconsin	63 48
													198	A	Louisiana Tech	54 80
													229	H	Marshall	93 77
													234	H	Presbyterian	71 63
													239	A	North Texas	78 63
													275	H	Davidson	93 79
													307	H	Longwood	66 41
LAST 12 Division I GAMES:																
198	A	Louisiana Tech	54 80	128	A	Southern Miss.	78 61									
229	H	Marshall	93 77	307	H	Longwood	66 41									
96	H	Western Ky.	89 85	129	A	Duquesne	77 63									
163	A	Rice	69 51	127	A	Pittsburgh	70 63									
239	A	North Texas	78 63	73	H	East Carolina	79 64									
275	H	Davidson	93 79	54	N	Boise St.	65 68									

Non-Div I Games:

Charlotte

■ Loss,
 ■ Non-Conf, S Site,
 ■ Home
 ■ Away
 N Neutral

Chattanooga

Through Games Of Jan. 15, 2017

Average RPI Win:	217	WON-LOST	WINNING	LAST 10	STRENGTH OF	OPP. STRENGTH	TEAM	ADJ.	CONF.	ADJ CONF.
Average RPI Loss:	51	RECORD	PCT. RANK	GAMES	SCHEDULE	OF SCHEDULE	RPI	RPI	RPI	RPI
DIV. I ONLY	9- 8	152	6- 4	91	33	100	100	21	21	
DIV. I NON-CONF.	6- 8	202	3- 6	103	5	132	132	22	22	
TOTALS	RPI 1-25	RPI 26-50	W-L RECORDS	RPI 51-100	RPI 101-150	RPI 150+				
9- 8	0- 3	0- 1	OVERALL	0- 2	1- 2	8- 0				
2- 4	0- 1	0- 1	HOME	0- 2	0- 0	2- 0				
5- 3	0- 2	0- 0	AWAY	0- 0	1- 1	4- 0				
2- 1	0- 0	0- 0	NEUTRAL	0- 0	0- 1	2- 0				
6- 8	0- 3	0- 1	NON-CONFERENCE	0- 2	0- 2	6- 0				
1- 4	0- 1	0- 1	HOME	0- 2	0- 0	1- 0				
3- 3	0- 2	0- 0	AWAY	0- 0	0- 1	3- 0				
2- 1	0- 0	0- 0	NEUTRAL	0- 0	0- 1	2- 0				
3- 0	0- 0	0- 0	CONFERENCE	0- 0	1- 0	2- 0				
1- 0	0- 0	0- 0	HOME	0- 0	0- 0	1- 0				
2- 0	0- 0	0- 0	AWAY	0- 0	1- 0	1- 0				
0- 0	0- 0	0- 0	NEUTRAL	0- 0	0- 0	0- 0				

RPI 1-25				RPI 26-50				RPI 51-100				Team's RPI: 100				RPI 101+			
RPI	S	Opponent	Score	RPI	S	Opponent	Score	RPI	S	Opponent	Score	RPI	S	Opponent	Score	RPI	S	Opponent	Score
1	A	UConn	43 80	29	H	Green Bay	55 71	65	H	Indiana	76 79	108	A	FGCU	55 68				
2	H	Notre Dame	58 79					70	H	Florida	61 72	120	N	Maine	39 49				
13	A	Louisville	47 63									123	A	Mercer	74 56				
												168	A	Rutgers	66 53				
												188	H	Stetson	66 55				
												216	H	ETSU	60 45				
												220	N	Bowling Green	54 49				
												227	A	Samford	77 61				
												234	A	Presbyterian	56 48				
												270	A	UT Martin	80 60				
												310	N	Lafayette	68 43				
LAST 12 Division I GAMES:																			
123	A	Mercer	74 56	216	H	ETSU	60 45	270	A	UT Martin	80 60	1	A	UConn	43 80				
227	A	Samford	77 61					120	N	Maine	39 49	29	H	Green Bay	55 71				
234	A	Presbyterian	56 48					13	A	Louisville	47 63								
2	H	Notre Dame	58 79																
108	A	FGCU	55 68																
188	H	Stetson	66 55																

Non-Div I Games:

Chattanooga

■ Loss,
 ■ Non-Conf,
 ■ S Site,
 ■ H Home
 ■ A Away
 N Neutral

Average RPI Win:	0	WON-LOST	WINNING	LAST 10	STRENGTH OF	OPP. STRENGTH	TEAM	ADJ.	CONF.	ADJ CONF.
Average RPI Loss:	190	RECORD	PCT. RANK	GAMES	SCHEDULE	OF SCHEDULE	RPI	RPI	RPI	RPI
DIV. I ONLY	0- 18	345	0- 10	98	345	327	327	29	29	
DIV. I NON-CONF.	0- 14	335	0- 8	50	338	309	309	30	30	
TOTALS	RPI 1-25	RPI 26-50	W-L RECORDS	RPI 51-100	RPI 101-150	RPI 150+				
0- 18	0- 1	0- 1	OVERALL	0- 1	0- 2	0- 13				
0- 8	0- 0	0- 0	HOME	0- 0	0- 1	0- 7				
0- 10	0- 1	0- 1	AWAY	0- 1	0- 1	0- 6				
0- 0	0- 0	0- 0	NEUTRAL	0- 0	0- 0	0- 0				
0- 14	0- 1	0- 1	NON-CONFERENCE	0- 1	0- 2	0- 9				
0- 6	0- 0	0- 0	HOME	0- 0	0- 1	0- 5				
0- 8	0- 1	0- 1	AWAY	0- 1	0- 1	0- 4				
0- 0	0- 0	0- 0	NEUTRAL	0- 0	0- 0	0- 0				
0- 4	0- 0	0- 0	CONFERENCE	0- 0	0- 0	0- 4				
0- 2	0- 0	0- 0	HOME	0- 0	0- 0	0- 2				
0- 2	0- 0	0- 0	AWAY	0- 0	0- 0	0- 2				
0- 0	0- 0	0- 0	NEUTRAL	0- 0	0- 0	0- 0				

RPI 1-25				RPI 26-50				RPI 51-100				RPI 101+ Team's RPI: 327			
RPI	S	Opponent	Score	RPI	S	Opponent	Score	RPI	S	Opponent	Score	RPI	S	Opponent	Score
12	A	Kansas St.	33 83	50	A	Northwestern	42 75	81	A	Northern Ill.	85 94	116	H	Western Ill.	50 54
												146	A	Ball St.	53 88
												154	H	Western Mich.	51 64
												159	H	Wright St.	65 71
												161	A	Cincinnati	53 81
												181	A	New Mexico St.	63 100
												184	A	Milwaukee	49 71
												185	H	Oakland	60 80
												226	A	Morehead St.	55 63
												248	A	UTRGV	43 71
												274	H	Seattle U	51 64
												287	A	Loyola Chicago	54 59
												316	H	Valparaiso	51 53
												319	H	NJIT	42 57
												326	H	Utah Valley	59 62
LAST 12 Division I GAMES:															
326	H	Utah Valley	59 62	274	H	Seattle U	51 64								
181	A	New Mexico St.	63 100	116	H	Western Ill.	50 54								
248	A	UTRGV	43 71	184	A	Milwaukee	49 71								
319	H	NJIT	42 57	287	A	Loyola Chicago	54 59								
161	A	Cincinnati	53 81	50	A	Northwestern	42 75								
154	H	Western Mich.	51 64	146	A	Ball St.	53 88								

Non-Div I Games:

Chicago St.

Average RPI Win:	245	WON-LOST	WINNING	LAST 10	STRENGTH OF	OPP. STRENGTH	TEAM	ADJ.	CONF.	ADJ CONF.
Average RPI Loss:	101	RECORD	PCT. RANK	GAMES	SCHEDULE	OF SCHEDULE	RPI	RPI	RPI	RPI
DIV. I ONLY	11- 5	83	5- 4	292	150	161	161	5	5	
DIV. I NON-CONF.	8- 4	96	4- 3	328	185	221	221	5	5	
TOTALS	RPI 1-25	RPI 26-50	W-L RECORDS	RPI 51-100	RPI 101-150	RPI 150+				
11- 5	0- 0	0- 1	OVERALL	0- 2	1- 1	10- 1				
7- 3	0- 0	0- 0	HOME	0- 1	1- 1	6- 1				
4- 2	0- 0	0- 1	AWAY	0- 1	0- 0	4- 0				
0- 0	0- 0	0- 0	NEUTRAL	0- 0	0- 0	0- 0				
8- 4	0- 0	0- 1	NON-CONFERENCE	0- 1	0- 1	8- 1				
5- 3	0- 0	0- 0	HOME	0- 1	0- 1	5- 1				
3- 1	0- 0	0- 1	AWAY	0- 0	0- 0	3- 0				
0- 0	0- 0	0- 0	NEUTRAL	0- 0	0- 0	0- 0				
3- 1	0- 0	0- 0	CONFERENCE	0- 1	1- 0	2- 0				
2- 0	0- 0	0- 0	HOME	0- 0	1- 0	1- 0				
1- 1	0- 0	0- 0	AWAY	0- 1	0- 0	1- 0				
0- 0	0- 0	0- 0	NEUTRAL	0- 0	0- 0	0- 0				

RPI 1-25				RPI 26-50				RPI 51-100				RPI 101+				Team's RPI: 161	
RPI	S	Opponent	Score	RPI	S	Opponent	Score	RPI	S	Opponent	Score	RPI	S	Opponent	Score		
				30	A	Ohio St.	38 80	82	A	SMU	47 64	112	H	UCF	63 57		
								90	H	Georgia	48 51	137	H	Xavier	61 72		
												158	H	Houston	85 64		
												164	H	Indiana St.	55 63		
												211	A	Memphis	66 59		
												220	A	Bowling Green	68 58		
												223	A	Miami (OH)	49 43		
												245	H	Howard	66 56		
												276	A	Southeast Mo. St.	83 75		
												293	H	Tennessee Tech	60 38		
												303	H	Eastern Ill.	78 64		
												327	H	Chicago St.	81 53		
												330	H	Ark.-Pine Bluff	72 42		
LAST 12 Division I GAMES:																	
				158	H	Houston	85 64	211	A	Memphis	66 59						
				112	H	UCF	63 57	137	H	Xavier	61 72						
				82	A	SMU	47 64	30	A	Ohio St.	38 80						
				327	H	Chicago St.	81 53	293	H	Tennessee Tech	60 38						
				303	H	Eastern Ill.	78 64	330	H	Ark.-Pine Bluff	72 42						
				90	H	Georgia	48 51	245	H	Howard	66 56						

Non-Div I Games: Clarion 92 54

Cincinnati

■ Loss,
■ Non-Conf,
■ S Site,
■ H Home
■ A Away
N Neutral

Average RPI Win: 277		WON-LOST	WINNING	LAST 10	STRENGTH OF	OPP. STRENGTH	TEAM	ADJ.	CONF.	ADJ CONF.
Average RPI Loss: 108		RECORD	PCT. RANK	GAMES	SCHEDULE	OF SCHEDULE	RPI	RPI	RPI	RPI
DIV. I ONLY		8- 6	139	7- 2	279	207	173	173	22	22
DIV. I NON-CONF.		4- 5	197	3- 2	162	138	151	151	21	21
TOTALS		RPI 1-25	RPI 26-50	W-L RECORDS	RPI 51-100	RPI 101-150	RPI 150+			
8- 6	0- 0		0- 1	OVERALL	0- 1	0- 2	8- 2			
3- 2	0- 0		0- 0	HOME	0- 0	0- 1	3- 1			
4- 4	0- 0		0- 1	AWAY	0- 1	0- 1	4- 1			
1- 0	0- 0		0- 0	NEUTRAL	0- 0	0- 0	1- 0			
4- 5	0- 0		0- 1	NON-CONFERENCE	0- 1	0- 2	4- 1			
0- 2	0- 0		0- 0	HOME	0- 0	0- 1	0- 1			
3- 3	0- 0		0- 1	AWAY	0- 1	0- 1	3- 0			
1- 0	0- 0		0- 0	NEUTRAL	0- 0	0- 0	1- 0			
4- 1	0- 0		0- 0	CONFERENCE	0- 0	0- 0	4- 1			
3- 0	0- 0		0- 0	HOME	0- 0	0- 0	3- 0			
1- 1	0- 0		0- 0	AWAY	0- 0	0- 0	1- 1			
0- 0	0- 0		0- 0	NEUTRAL	0- 0	0- 0	0- 0			

RPI 1-25				RPI 26-50				RPI 51-100				RPI 101+				Team's RPI: 173	
RPI	S	Opponent	Score	RPI	S	Opponent	Score	RPI	S	Opponent	Score	RPI	S	Opponent	Score		
				30	A	Ohio St.	78 96	61	A	Bucknell	66 77	109	H	Toledo	59 92		
												118	A	Navy	63 88		
												159	A	Wright St.	63 84		
												170	H	Niagara	49 67		
												214	N	Richmond	69 65		
												220	A	Bowling Green	64 56		
												258	A	Evansville	66 62		
												264	A	Northern Ky.	58 54		
												303	A	Eastern Ill.	66 56		
												308	H	Ill.-Chicago	77 59		
												316	H	Valparaiso	71 60		
												329	H	Youngstown St.	71 68		
LAST 12 Division I GAMES:																	
				316	H	Valparaiso	71 60	308	H	Ill.-Chicago	77 59						
				159	A	Wright St.	63 84	303	A	Eastern Ill.	66 56						
				264	A	Northern Ky.	58 54	214	N	Richmond	69 65						
				329	H	Youngstown St.	71 68	118	A	Navy	63 88						
				220	A	Bowling Green	64 56	170	H	Niagara	49 67						
				61	A	Bucknell	66 77	109	H	Toledo	59 92						

Non-Div I Games:	Notre Dame (OH)	51	66	Lake Erie	65	42
------------------	-----------------	----	----	-----------	----	----

Cleveland St.

Loss, Non-Conf, S Site, H Home A Away N Neutral

Average RPI Win:	276	WON-LOST	WINNING	LAST 10	STRENGTH OF	OPP. STRENGTH	TEAM	ADJ.	CONF.	ADJ CONF.
Average RPI Loss:	161	RECORD	PCT. RANK	GAMES	SCHEDULE	OF SCHEDULE	RPI	RPI	RPI	RPI
DIV. I ONLY	6- 7	193	4- 5	310	282	250	250	19	19	
DIV. I NON-CONF.	4- 4	166	3- 2	335	332	262	262	19	19	
TOTALS	RPI 1-25	RPI 26-50	W-L RECORDS	RPI 51-100	RPI 101-150	RPI 150+				
6- 7	0- 0	0- 0	OVERALL	0- 2	0- 1	6- 4				
3- 2	0- 0	0- 0	HOME	0- 1	0- 0	3- 1				
2- 5	0- 0	0- 0	AWAY	0- 1	0- 1	2- 3				
1- 0	0- 0	0- 0	NEUTRAL	0- 0	0- 0	1- 0				
4- 4	0- 0	0- 0	NON-CONFERENCE	0- 0	0- 1	4- 3				
1- 1	0- 0	0- 0	HOME	0- 0	0- 0	1- 1				
2- 3	0- 0	0- 0	AWAY	0- 0	0- 1	2- 2				
1- 0	0- 0	0- 0	NEUTRAL	0- 0	0- 0	1- 0				
2- 3	0- 0	0- 0	CONFERENCE	0- 2	0- 0	2- 1				
2- 1	0- 0	0- 0	HOME	0- 1	0- 0	2- 0				
0- 2	0- 0	0- 0	AWAY	0- 1	0- 0	0- 1				
0- 0	0- 0	0- 0	NEUTRAL	0- 0	0- 0	0- 0				

RPI 1-25			RPI 26-50			RPI 51-100			RPI 101+			Team's RPI: 250
RPI	S	Opponent	Score	RPI	S	Opponent	Score	RPI	S	Opponent	Score	
						52 A UT Arlington	58 60	131 A Clemson		57 64		
						58 H Little Rock	66 74	167 A Col. of Charleston		79 72		
								175 H Appalachian St.		60 55		
								206 A Wofford		62 67		
								218 A Texas St.		62 83		
								229 A Marshall		66 84		
								231 H Saint Francis (PA)		59 70		
								317 H Arkansas St.		57 55		
								323 A Fort Wayne		72 57		
								336 H N.C. Central		66 50		
								340 N South Carolina St.		63 54		
LAST 12 Division I GAMES:												
317	H	Arkansas St.	57 55	175	H	Appalachian St.	60 55					
58	H	Little Rock	66 74	231	H	Saint Francis (PA)	59 70					
52	A	UT Arlington	58 60	206	A	Wofford	62 67					
218	A	Texas St.	62 83	323	A	Fort Wayne	72 57					
167	A	Col. of Charleston	79 72	229	A	Marshall	66 84					
340	N	South Carolina St.	63 54	336	H	N.C. Central	66 50					

Non-Div I Games: Pfeiffer

91 49

Catawba

58 63

Coastal Caro.

Average RPI Win:	231	WON-LOST	WINNING	LAST 10	STRENGTH OF	OPP. STRENGTH	TEAM	ADJ.	CONF.	ADJ CONF.
Average RPI Loss:	101	RECORD	PCT. RANK	GAMES	SCHEDULE	OF SCHEDULE	RPI	RPI	RPI	RPI
DIV. I ONLY	5- 11	257	3- 7	61	137	167	167	8	8	
DIV. I NON-CONF.	3- 8	262	2- 5	110	177	195	195	8	8	
TOTALS	RPI 1-25	RPI 26-50	W-L RECORDS	RPI 51-100	RPI 101-150	RPI 150+				
5- 11	0- 4	0- 1	OVERALL	0- 2	1- 0	4- 4				
2- 5	0- 2	0- 0	HOME	0- 1	1- 0	1- 2				
3- 6	0- 2	0- 1	AWAY	0- 1	0- 0	3- 2				
0- 0	0- 0	0- 0	NEUTRAL	0- 0	0- 0	0- 0				
3- 8	0- 2	0- 1	NON-CONFERENCE	0- 2	0- 0	3- 3				
0- 4	0- 1	0- 0	HOME	0- 1	0- 0	0- 2				
3- 4	0- 1	0- 1	AWAY	0- 1	0- 0	3- 1				
0- 0	0- 0	0- 0	NEUTRAL	0- 0	0- 0	0- 0				
2- 3	0- 2	0- 0	CONFERENCE	0- 0	1- 0	1- 1				
2- 1	0- 1	0- 0	HOME	0- 0	1- 0	1- 0				
0- 2	0- 1	0- 0	AWAY	0- 0	0- 0	0- 1				
0- 0	0- 0	0- 0	NEUTRAL	0- 0	0- 0	0- 0				


















































RPI 1-25				RPI 26-50				RPI 51-100				RPI 101+ Team's RPI: 167			
RPI	S	Opponent	Score	RPI	S	Opponent	Score	RPI	S	Opponent	Score	RPI	S	Opponent	Score
13	A	Louisville	58 86	36	A	North Carolina St.	47 91	59	H	Charlotte	49 62	101	H	William & Mary	70 60
22	A	Elon	57 70					96	A	Western Ky.	76 89	158	A	Houston	63 79
22	H	Elon	56 84									175	A	Appalachian St.	65 62
25	H	Virginia Tech	61 71									183	A	Towson	59 61
												237	H	UNCW	76 37
												249	H	North Florida	47 60
												250	H	Coastal Caro.	72 79
												320	A	Charleston So.	79 76
												324	A	Winthrop	95 64
LAST 12 Division I GAMES:															
22	H	Elon	56 84	183	A	Towson	59 61								
237	H	UNCW	76 37	96	A	Western Ky.	76 89								
101	H	William & Mary	70 60	13	A	Louisville	58 86								
22	A	Elon	57 70	158	A	Houston	63 79								
320	A	Charleston So.	79 76	249	H	North Florida	47 60								
250	H	Coastal Caro.	72 79	175	A	Appalachian St.	65 62								

Non-Div I Games:

Col. of Charleston





■ Loss,
■ Non-Conf, S Site,
■ Home
■ Away
N Neutral

Average RPI Win: 269	WON-LOST	WINNING	LAST 10	STRENGTH OF	OPP. STRENGTH	TEAM	ADJ.	CONF.	ADJ CONF.
Average RPI Loss: 164	RECORD	PCT. RANK	GAMES	SCHEDULE	OF SCHEDULE	RPI	RPI	RPI	RPI
DIV. I ONLY	5- 12	265	4- 6	193	294	257	257	25	25
DIV. I NON-CONF.	3- 8	262	2- 4	209	285	261	261	25	25
TOTALS	RPI 1-25	RPI 26-50	W-L RECORDS	RPI 51-100	RPI 101-150	RPI 150+			
5- 12	0- 0	0- 0	OVERALL	0- 1	0- 5	5- 6			
3- 3	0- 0	0- 0	HOME	0- 0	0- 2	3- 1			
2- 9	0- 0	0- 0	AWAY	0- 1	0- 3	2- 5			
0- 0	0- 0	0- 0	NEUTRAL	0- 0	0- 0	0- 0			
3- 8	0- 0	0- 0	NON-CONFERENCE	0- 0	0- 4	3- 4			
2- 1	0- 0	0- 0	HOME	0- 0	0- 1	2- 0			
1- 7	0- 0	0- 0	AWAY	0- 0	0- 3	1- 4			
0- 0	0- 0	0- 0	NEUTRAL	0- 0	0- 0	0- 0			
2- 4	0- 0	0- 0	CONFERENCE	0- 1	0- 1	2- 2			
1- 2	0- 0	0- 0	HOME	0- 0	0- 1	1- 1			
1- 2	0- 0	0- 0	AWAY	0- 1	0- 0	1- 1			
0- 0	0- 0	0- 0	NEUTRAL	0- 0	0- 0	0- 0			

RPI 1-25			RPI 26-50			RPI 51-100			RPI 101+			Team's RPI: 257
RPI	S	Opponent	Score	RPI	S	Opponent	Score	RPI	S	Opponent	Score	
						61  Bucknell	56  79			104  Gonzaga	42  72	
										106  Cornell	57  70	
										107  Purdue	51  71	
										118  Navy	67  80	
										145  Providence	85  92	
										152  Columbia	67  75	
										176  Army West Point	69  76	
										183  Towson	76 71	
										201  American	57  68	
										203  Brown	67 62	
										224  Siena	63  71	
										235  St. Bonaventure	57  70	
										310  Lafayette	76 69	
										315  Holy Cross	62 54	
										334  LIU Brooklyn	76 61	
										337  UMass Lowell	77  82	
LAST 12 Division I GAMES:												
176		Army West Point	69  76	61		Bucknell	56  79					
118		Navy	67  80	337		UMass Lowell	77  82					
315		Holy Cross	62 54	334		LIU Brooklyn	76 61					
201		American	57  68	183		Towson	76 71					
310		Lafayette	76 69	107		Purdue	51  71					
104		Gonzaga	42  72	152		Columbia	67  75					

Non-Div I Games:

Colgate

 Loss,
  Non-Conf,
 S Site,
  Home
  Away
 N Neutral

Colorado

Through Games Of Jan. 15, 2017

Average RPI Win:	189	WON-LOST	WINNING	LAST 10	STRENGTH OF	OPP. STRENGTH	TEAM	ADJ.	CONF.	ADJ CONF.
Average RPI Loss:	43	RECORD	PCT. RANK	GAMES	SCHEDULE	OF SCHEDULE	RPI	RPI	RPI	RPI
DIV. I ONLY	11- 6	101	4- 6	62	81	85	85	1	1	
DIV. I NON-CONF.	10- 1	18	5- 1	206	205	64	64	1	1	
TOTALS	RPI 1-25	RPI 26-50	W-L RECORDS	RPI 51-100	RPI 101-150	RPI 150+				
11- 6	1- 3	0- 1	OVERALL	1- 2	3- 0	6- 0				
8- 4	1- 2	0- 1	HOME	1- 1	2- 0	4- 0				
3- 2	0- 1	0- 0	AWAY	0- 1	1- 0	2- 0				
0- 0	0- 0	0- 0	NEUTRAL	0- 0	0- 0	0- 0				
10- 1	1- 0	0- 0	NON-CONFERENCE	1- 1	2- 0	6- 0				
7- 1	1- 0	0- 0	HOME	1- 1	1- 0	4- 0				
3- 0	0- 0	0- 0	AWAY	0- 0	1- 0	2- 0				
0- 0	0- 0	0- 0	NEUTRAL	0- 0	0- 0	0- 0				
1- 5	0- 3	0- 1	CONFERENCE	0- 1	1- 0	0- 0				
1- 3	0- 2	0- 1	HOME	0- 0	1- 0	0- 0				
0- 2	0- 1	0- 0	AWAY	0- 1	0- 0	0- 0				
0- 0	0- 0	0- 0	NEUTRAL	0- 0	0- 0	0- 0				

RPI S	Opponent	Score	RPI S	Opponent	Score	RPI S	Opponent	Score	RPI S	Opponent	Score
10	A UCLA	74 87	43	H California	53 65	78	A Southern California	54 79	103	H Colorado St.	74 56
11	H Stanford	70 84				82	H SMU	67 50	110	A Northern Colo.	83 62
17	H Kentucky	79 69				94	H Wyoming	75 82	111	H Arizona	65 56
24	H Arizona St.	52 71							187	H Idaho St.	85 56
									267	A North Dakota St.	76 59
									279	H St. Francis Brooklyn	81 54
									285	A Mississippi Val.	76 64
									314	H Air Force	95 68
									325	H Southeastern La.	112 54
LAST 12 Division I GAMES:											
43	H California	53 65	11	H Stanford	70 84						
24	H Arizona St.	52 71	285	A Mississippi Val.	76 64						
111	H Arizona	65 56	103	H Colorado St.	74 56						
10	A UCLA	74 87	187	H Idaho St.	85 56						
78	A Southern California	54 79	325	H Southeastern La.	112 54						
94	H Wyoming	75 82	82	H SMU	67 50						

Non-Div I Games:

Colorado

■ Loss,
 ■ Non-Conf, S Site,
 ■ Home
 ■ Away
 N Neutral

Average RPI Win:	228	WON-LOST	WINNING	LAST 10	STRENGTH OF	OPP. STRENGTH	TEAM	ADJ.	CONF.	ADJ CONF.
Average RPI Loss:	64	RECORD	PCT. RANK	GAMES	SCHEDULE	OF SCHEDULE	RPI	RPI	RPI	RPI
DIV. I ONLY	10- 5	89	7- 2	205	90	103	103	13	13	
DIV. I NON-CONF.	6- 4	126	5- 1	243	81	137	137	15	15	
TOTALS	RPI 1-25	RPI 26-50	W-L RECORDS	RPI 51-100	RPI 101-150	RPI 150+				
10- 5	0- 2	0- 0	OVERALL	1- 2	1- 0	8- 1				
6- 1	0- 0	0- 0	HOME	0- 1	1- 0	5- 0				
4- 4	0- 1	0- 0	AWAY	1- 1	0- 0	3- 1				
0- 0	0- 0	0- 0	NEUTRAL	0- 0	0- 0	0- 0				
6- 4	0- 2	0- 0	NON-CONFERENCE	0- 1	1- 0	5- 1				
5- 0	0- 0	0- 0	HOME	0- 0	1- 0	4- 0				
1- 4	0- 2	0- 0	AWAY	0- 1	0- 0	1- 1				
0- 0	0- 0	0- 0	NEUTRAL	0- 0	0- 0	0- 0				
4- 1	0- 0	0- 0	CONFERENCE	1- 1	0- 0	3- 0				
1- 1	0- 0	0- 0	HOME	0- 1	0- 0	1- 0				
3- 0	0- 0	0- 0	AWAY	1- 0	0- 0	2- 0				
0- 0	0- 0	0- 0	NEUTRAL	0- 0	0- 0	0- 0				

RPI 1-25				RPI 26-50				RPI 51-100				RPI 101+ Team's RPI: 103			
RPI	S	Opponent	Score	RPI	S	Opponent	Score	RPI	S	Opponent	Score	RPI	S	Opponent	Score
5	A	Washington	68 101					54	H	Boise St.	45 51	110	H	Northern Colo.	58 47
23	A	Oklahoma	55 70					55	A	UNLV	57 37	151	A	Nebraska	59 62
								85	A	Colorado	56 74	162	H	Omaha	69 42
												174	A	New Mexico	78 63
												222	H	San Jose St.	70 67
												274	H	Seattle U	66 62
												309	H	Denver	76 49
												314	A	Air Force	72 35
												325	H	Southeastern La.	77 31
												331	A	Montana	63 49
LAST 12 Division I GAMES:															
314	A	Air Force	72 35	174	A	New Mexico	78 63	85	A	Colorado	56 74	110	H	Northern Colo.	58 47
222	H	San Jose St.	70 67	54	H	Boise St.	45 51	325	H	Southeastern La.	77 31	309	H	Denver	76 49
54	H	Boise St.	45 51	55	A	UNLV	57 37	309	H	Denver	76 49	23	A	Oklahoma	55 70
55	A	UNLV	57 37	331	A	Montana	63 49								
331	A	Montana	63 49	274	H	Seattle U	66 62								

Non-Div I Games: N.M. Highlands 96 31 Adams St. 76 29

Colorado St.

Average RPI Win:	262	WON-LOST	WINNING	LAST 10	STRENGTH OF	OPP. STRENGTH	TEAM	ADJ.	CONF.	ADJ CONF.
Average RPI Loss:	170	RECORD	PCT. RANK	GAMES	SCHEDULE	OF SCHEDULE	RPI	RPI	RPI	RPI
DIV. I ONLY	10- 4	71	8- 2	316	308	152	152	9	9	
DIV. I NON-CONF.	10- 3	54	9- 2	330	313	162	162	9	9	
TOTALS	RPI 1-25	RPI 26-50	W-L RECORDS	RPI 51-100	RPI 101-150	RPI 150+				
10- 4	0- 0	0- 0	OVERALL	0- 1	1- 1	9- 2				
4- 1	0- 0	0- 0	HOME	0- 0	1- 0	3- 1				
6- 3	0- 0	0- 0	AWAY	0- 1	0- 1	6- 1				
0- 0	0- 0	0- 0	NEUTRAL	0- 0	0- 0	0- 0				
10- 3	0- 0	0- 0	NON-CONFERENCE	0- 1	1- 0	9- 2				
4- 1	0- 0	0- 0	HOME	0- 0	1- 0	3- 1				
6- 2	0- 0	0- 0	AWAY	0- 1	0- 0	6- 1				
0- 0	0- 0	0- 0	NEUTRAL	0- 0	0- 0	0- 0				
0- 1	0- 0	0- 0	CONFERENCE	0- 0	0- 1	0- 0				
0- 0	0- 0	0- 0	HOME	0- 0	0- 0	0- 0				
0- 1	0- 0	0- 0	AWAY	0- 0	0- 1	0- 0				
0- 0	0- 0	0- 0	NEUTRAL	0- 0	0- 0	0- 0				

RPI	S	Opponent	Score	RPI	S	Opponent	Score	RPI	S	Opponent	Score	RPI	S	Opponent	Score	Team's RPI: 152
76	A	Long Beach St.	60	73	106	A	Cornell	70	77	145	H	Providence	66	64		
					192	A	Binghamton	75	65	207	A	Stony Brook	53	55		
					214	A	Richmond	65	58	231	A	Saint Francis (PA)	84	77		
					244	A	Loyola Maryland	65	53	257	H	Colgate	75	67		
					290	H	UMBC	56	67	319	A	NJIT	65	51		
					334	H	LIU Brooklyn	66	57	337	H	UMass Lowell	76	57		
					347	A	Cal St. Fullerton	61	46							
LAST 12 Division I GAMES:																
319	A	NJIT	65	51	106	A	Cornell	70	77							
76	A	Long Beach St.	60	73	337	H	UMass Lowell	76	57							
347	A	Cal St. Fullerton	61	46	244	A	Loyola Maryland	65	53							
334	H	LIU Brooklyn	66	57	257	H	Colgate	75	67							
192	A	Binghamton	75	65	207	A	Stony Brook	53	55							
145	H	Providence	66	64	231	A	Saint Francis (PA)	84	77							

Non-Div I Games:

Columbia

Average RPI Win: 331	WON-LOST	WINNING	LAST 10	STRENGTH OF	OPP. STRENGTH	TEAM	ADJ.	CONF.	ADJ CONF.
Average RPI Loss: 145	RECORD	PCT. RANK	GAMES	SCHEDULE	OF SCHEDULE	RPI	RPI	RPI	RPI
DIV. I ONLY	3- 13	311	3- 7	199	252	288	288	31	31
DIV. I NON-CONF.	0- 12	335	0- 8	64	163	294	294	31	31
TOTALS	RPI 1-25	RPI 26-50	W-L RECORDS	RPI 51-100	RPI 101-150	RPI 150+			
3- 13	0- 1	0- 1	OVERALL	0- 5	0- 1	3- 5			
2- 1	0- 0	0- 0	HOME	0- 1	0- 0	2- 0			
1- 11	0- 1	0- 1	AWAY	0- 4	0- 1	1- 4			
0- 1	0- 0	0- 0	NEUTRAL	0- 0	0- 0	0- 1			
0- 12	0- 1	0- 1	NON-CONFERENCE	0- 5	0- 1	0- 4			
0- 1	0- 0	0- 0	HOME	0- 1	0- 0	0- 0			
0- 10	0- 1	0- 1	AWAY	0- 4	0- 1	0- 3			
0- 1	0- 0	0- 0	NEUTRAL	0- 0	0- 0	0- 1			
3- 1	0- 0	0- 0	CONFERENCE	0- 0	0- 0	3- 1			
2- 0	0- 0	0- 0	HOME	0- 0	0- 0	2- 0			
1- 1	0- 0	0- 0	AWAY	0- 0	0- 0	1- 1			
0- 0	0- 0	0- 0	NEUTRAL	0- 0	0- 0	0- 0			

RPI 1-25				RPI 26-50				RPI 51-100				RPI 101+ Team's RPI: 288			
RPI	S	Opponent	Score	RPI	S	Opponent	Score	RPI	S	Opponent	Score	RPI	S	Opponent	Score
16	A	Miami (FL)	35 75	44	A	Syracuse	30 76	62	A	North Carolina	55 90	147	A	VCU	44 73
								69	A	West Virginia	39 69	183	A	Towson	65 69
								74	H	SFA	57 72	216	N	ETSU	58 70
								75	A	George Washington	46 77	284	A	Bethune-Cookman	52 71
								84	A	Virginia	40 103	290	A	UMBC	63 73
												304	H	N.C. A&T	65 57
												338	A	Mt. St. Mary's	48 54
												340	H	South Carolina St.	70 54
												349	A	Florida A&M	70 62
LAST 12 Division I GAMES:															
284	A	Bethune-Cookman	52 71	304	H	N.C. A&T	65 57								
349	A	Florida A&M	70 62	16	A	Miami (FL)	35 75								
340	H	South Carolina St.	70 54	44	A	Syracuse	30 76								
290	A	UMBC	63 73	183	A	Towson	65 69								
62	A	North Carolina	55 90	338	A	Mt. St. Mary's	48 54								
216	N	ETSU	58 70	74	H	SFA	57 72								

Non-Div I Games:

Coppin St.

■ Loss,
■ Non-Conf,
■ S Site,
■ H Home
■ A Away
N Neutral

Average RPI Win: 234	WON-LOST	WINNING	LAST 10	STRENGTH OF	OPP. STRENGTH	TEAM	ADJ.	CONF.	ADJ CONF.
Average RPI Loss: 145	RECORD	PCT. RANK	GAMES	SCHEDULE	OF SCHEDULE	RPI	RPI	RPI	RPI
DIV. I ONLY	10- 4	71	7- 3	208	292	106	106	9	9
DIV. I NON-CONF.	9- 4	85	7- 4	253	282	125	125	9	9
TOTALS	RPI 1-25	RPI 26-50	W-L RECORDS	RPI 51-100	RPI 101-150	RPI 150+			
10- 4	0- 0	0- 0	OVERALL	0- 1	1- 1	9- 2			
5- 1	0- 0	0- 0	HOME	0- 1	1- 0	4- 0			
5- 3	0- 0	0- 0	AWAY	0- 0	0- 1	5- 2			
0- 0	0- 0	0- 0	NEUTRAL	0- 0	0- 0	0- 0			
9- 4	0- 0	0- 0	NON-CONFERENCE	0- 1	1- 1	8- 2			
4- 1	0- 0	0- 0	HOME	0- 1	1- 0	3- 0			
5- 3	0- 0	0- 0	AWAY	0- 0	0- 1	5- 2			
0- 0	0- 0	0- 0	NEUTRAL	0- 0	0- 0	0- 0			
1- 0	0- 0	0- 0	CONFERENCE	0- 0	0- 0	1- 0			
1- 0	0- 0	0- 0	HOME	0- 0	0- 0	1- 0			
0- 0	0- 0	0- 0	AWAY	0- 0	0- 0	0- 0			
0- 0	0- 0	0- 0	NEUTRAL	0- 0	0- 0	0- 0			

RPI 1-25				RPI 26-50				RPI 51-100				RPI 101+				Team's RPI: 106	
RPI	S	Opponent	Score	RPI	S	Opponent	Score	RPI	S	Opponent	Score	RPI	S	Opponent	Score		
								64	H	Drexel	53	63	102	H	New Hampshire	61	56
													127	A	Pittsburgh	44	56
													152	H	Columbia	77	70
													183	A	Towson	63	68
													192	A	Binghamton	54	51
													207	A	Stony Brook	65	66
													231	A	Saint Francis (PA)	78	72
													244	H	Loyola Maryland	58	50
													245	H	Howard	67	55
													253	H	Canisius	60	43
													257	A	Colgate	70	57
													329	A	Youngstown St.	80	75
													332	A	Delaware St.	72	51
LAST 12 Division I GAMES:																	
332	A	Delaware St.	72	51	152	H	Columbia	77	70								
192	A	Binghamton	54	51	231	A	Saint Francis (PA)	78	72								
207	A	Stony Brook	65	66	127	A	Pittsburgh	44	56								
253	H	Canisius	60	43	245	H	Howard	67	55								
329	A	Youngstown St.	80	75	183	A	Towson	63	68								
64	H	Drexel	53	63	257	A	Colgate	70	57								

Non-Div I Games:

Cornell

■ Loss,
 ■ Non-Conf,
 ■ S Site,
 ■ H Home
 ■ A Away
 N Neutral

Average RPI Win:	119	WON-LOST	WINNING	LAST 10	STRENGTH OF	OPP. STRENGTH	TEAM	ADJ.	CONF.	ADJ CONF.
Average RPI Loss:	75	RECORD	PCT. RANK	GAMES	SCHEDULE	OF SCHEDULE	RPI	RPI	RPI	RPI
DIV. I ONLY	12- 5	75	8- 2	65	9	38	38	7	7	
DIV. I NON-CONF.	6- 4	126	4- 1	99	15	79	79	7	7	
TOTALS	RPI 1-25	RPI 26-50	W-L RECORDS	RPI 51-100	RPI 101-150	RPI 150+				
12- 5	0- 1	3- 1	OVERALL	2- 2	3- 0	4- 1				
8- 0	0- 0	2- 0	HOME	1- 0	2- 0	3- 0				
3- 4	0- 1	1- 1	AWAY	0- 1	1- 0	1- 1				
1- 1	0- 0	0- 0	NEUTRAL	1- 1	0- 0	0- 0				
6- 4	0- 0	1- 1	NON-CONFERENCE	1- 2	1- 0	3- 1				
4- 0	0- 0	1- 0	HOME	0- 0	1- 0	2- 0				
1- 3	0- 0	0- 1	AWAY	0- 1	0- 0	1- 1				
1- 1	0- 0	0- 0	NEUTRAL	1- 1	0- 0	0- 0				
6- 1	0- 1	2- 0	CONFERENCE	1- 0	2- 0	1- 0				
4- 0	0- 0	1- 0	HOME	1- 0	1- 0	1- 0				
2- 1	0- 1	1- 0	AWAY	0- 0	1- 0	0- 0				
0- 0	0- 0	0- 0	NEUTRAL	0- 0	0- 0	0- 0				

RPI S	Opponent	Score	RPI S	Opponent	Score	Team's RPI: 38	RPI S	Opponent	Score	RPI S	Opponent	Score	RPI S	Opponent	Score
15	A DePaul	65 79	35	H Drake	80 77		53	A UNI	49 50	119	H Kansas	69 49			
			37	A Marquette	83 63		56	N Missouri	63 72	137	H Xavier	63 52			
			41	A South Dakota St.	56 63		72	N Dayton	56 53	145	A Providence	58 51			
			45	H Georgetown	70 68		86	H Villanova	60 46	151	H Nebraska	80 64			
										162	H Omaha	82 45			
										195	H Butler	67 52			
										208	A Wichita St.	54 62			
										240	A Marist	72 50			
LAST 12 Division I GAMES:															
			86	H Villanova	60 46		145	A Providence	58 51						
			45	H Georgetown	70 68		240	A Marist	72 50						
			15	A DePaul	65 79		151	H Nebraska	80 64						
			37	A Marquette	83 63		53	A UNI	49 50						
			137	H Xavier	63 52		162	H Omaha	82 45						
			195	H Butler	67 52		119	H Kansas	69 49						

Non-Div I Games:

Creighton

■ Loss,
 ■ Non-Conf, S Site,
 ■ Home
 ■ Away
 N Neutral

Average RPI Win:	260	WON-LOST	WINNING	LAST 10	STRENGTH OF	OPP. STRENGTH	TEAM	ADJ.	CONF.	ADJ CONF.
Average RPI Loss:	150	RECORD	PCT. RANK	GAMES	SCHEDULE	OF SCHEDULE	RPI	RPI	RPI	RPI
DIV. I ONLY	5- 9	239	3- 7	168	274	217	217	9	9	
DIV. I NON-CONF.	5- 8	218	4- 7	233	291	230	230	9	9	
TOTALS	RPI 1-25	RPI 26-50	W-L RECORDS	RPI 51-100	RPI 101-150	RPI 150+				
5- 9	0- 0	0- 1	OVERALL	0- 0	0- 4	5- 4				
3- 2	0- 0	0- 0	HOME	0- 0	0- 0	3- 2				
2- 7	0- 0	0- 1	AWAY	0- 0	0- 4	2- 2				
0- 0	0- 0	0- 0	NEUTRAL	0- 0	0- 0	0- 0				
5- 8	0- 0	0- 0	NON-CONFERENCE	0- 0	0- 4	5- 4				
3- 2	0- 0	0- 0	HOME	0- 0	0- 0	3- 2				
2- 6	0- 0	0- 0	AWAY	0- 0	0- 4	2- 2				
0- 0	0- 0	0- 0	NEUTRAL	0- 0	0- 0	0- 0				
0- 1	0- 0	0- 1	CONFERENCE	0- 0	0- 0	0- 0				
0- 0	0- 0	0- 0	HOME	0- 0	0- 0	0- 0				
0- 1	0- 0	0- 1	AWAY	0- 0	0- 0	0- 0				
0- 0	0- 0	0- 0	NEUTRAL	0- 0	0- 0	0- 0				

RPI 1-25			RPI 26-50			RPI 51-100			RPI 101+			Team's RPI: 217
RPI	S	Opponent	Score	RPI	S	Opponent	Score	RPI	S	Opponent	Score	
				31	A	Harvard	65 70					
								101	A	William & Mary	50 63	
								102	A	New Hampshire	47 64	
								120	A	Maine	55 60	
								134	A	Old Dominion	56 82	
								153	A	Boston College	53 65	
								171	H	Albany (NY)	69 61	
								176	H	Army West Point	60 68	
								240	H	Marist	61 66	
								265	A	Boston U.	61 49	
								271	A	Rhode Island	62 52	
								277	H	Central Conn. St.	61 51	
								291	A	Vermont	54 59	
								315	H	Holy Cross	53 49	
LAST 12 Division I GAMES:												
102	A	New Hampshire	47 64	31	A	Harvard	65 70					
171	H	Albany (NY)	69 61	265	A	Boston U.	61 49					
153	A	Boston College	53 65	101	A	William & Mary	50 63					
271	A	Rhode Island	62 52	134	A	Old Dominion	56 82					
240	H	Marist	61 66	176	H	Army West Point	60 68					
120	A	Maine	55 60	315	H	Holy Cross	53 49					

Non-Div I Games:

Dartmouth

■ Loss,
■ Non-Conf,
■ S Site,
■ H Home
■ A Away
N Neutral

Average RPI Win: 291	WON-LOST	WINNING	LAST 10	STRENGTH OF	OPP. STRENGTH	TEAM	ADJ.	CONF.	ADJ CONF.
Average RPI Loss: 134	RECORD	PCT. RANK	GAMES	SCHEDULE	OF SCHEDULE	RPI	RPI	RPI	RPI
DIV. I ONLY	2- 15	336	2- 8	50	303	275	275	12	12
DIV. I NON-CONF.	2- 10	305	2- 5	61	318	274	274	13	13
TOTALS	RPI 1-25	RPI 26-50	W-L RECORDS	RPI 51-100	RPI 101-150	RPI 150+			
2- 15	0- 0	0- 1	OVERALL	0- 4	0- 5	2- 5			
2- 6	0- 0	0- 0	HOME	0- 1	0- 3	2- 2			
0- 7	0- 0	0- 1	AWAY	0- 3	0- 1	0- 2			
0- 2	0- 0	0- 0	NEUTRAL	0- 0	0- 1	0- 1			
2- 10	0- 0	0- 1	NON-CONFERENCE	0- 2	0- 3	2- 4			
2- 4	0- 0	0- 0	HOME	0- 1	0- 2	2- 1			
0- 4	0- 0	0- 1	AWAY	0- 1	0- 0	0- 2			
0- 2	0- 0	0- 0	NEUTRAL	0- 0	0- 1	0- 1			
0- 5	0- 0	0- 0	CONFERENCE	0- 2	0- 2	0- 1			
0- 2	0- 0	0- 0	HOME	0- 0	0- 1	0- 1			
0- 3	0- 0	0- 0	AWAY	0- 2	0- 1	0- 0			
0- 0	0- 0	0- 0	NEUTRAL	0- 0	0- 0	0- 0			

RPI 1-25				RPI 26-50				RPI 51-100				RPI 101+				Team's RPI: 275	
RPI	S	Opponent	Score	RPI	S	Opponent	Score	RPI	S	Opponent	Score	RPI	S	Opponent	Score		
				40	A	Michigan St.	34 70	59	A	Charlotte	79 93	109	N	Toledo	41 76		
								75	A	George Washington	62 76	112	H	UCF	38 57		
								92	H	Radford	40 44	123	H	Mercer	60 67		
								95	A	Fordham	72 85	129	A	Duquesne	51 73		
												139	H	Saint Louis	69 106		
												154	A	Western Mich.	63 76		
												187	N	Idaho St.	58 70		
												216	A	ETSU	56 76		
												237	H	UNCW	58 67		
												238	H	Massachusetts	60 61		
												247	H	Furman	71 61		
												335	H	High Point	82 72		
LAST 12 Division I GAMES:																	
238	H	Massachusetts	60 61	75	A	George Washington	62 76										
129	A	Duquesne	51 73	247	H	Furman	71 61										
95	A	Fordham	72 85	335	H	High Point	82 72										
139	H	Saint Louis	69 106	216	A	ETSU	56 76										
123	H	Mercer	60 67	237	H	UNCW	58 67										
59	A	Charlotte	79 93	187	N	Idaho St.	58 70										

Non-Div I Games:

Davidson

■ Loss,
 ■ Non-Conf,
 S Site,
 ■ Home
 ■ Away
 N Neutral

Average RPI Win:	185	WON-LOST	WINNING	LAST 10	STRENGTH OF	OPP. STRENGTH	TEAM	ADJ.	CONF.	ADJ CONF.
Average RPI Loss:	74	RECORD	PCT. RANK	GAMES	SCHEDULE	OF SCHEDULE	RPI	RPI	RPI	RPI
DIV. I ONLY	11- 7	126	8- 2	52	105	72	72	12	12	
DIV. I NON-CONF.	6- 6	166	4- 2	43	44	92	92	13	13	
TOTALS	RPI 1-25	RPI 26-50	W-L RECORDS	RPI 51-100	RPI 101-150	RPI 150+				
11- 7	0- 1	1- 3	OVERALL	1- 1	3- 1	6- 1				
3- 3	0- 0	0- 1	HOME	1- 0	0- 1	2- 1				
5- 2	0- 1	0- 0	AWAY	0- 1	2- 0	3- 0				
3- 2	0- 0	1- 2	NEUTRAL	0- 0	1- 0	1- 0				
6- 6	0- 1	1- 3	NON-CONFERENCE	0- 1	1- 1	4- 0				
1- 2	0- 0	0- 1	HOME	0- 0	0- 1	1- 0				
2- 2	0- 1	0- 0	AWAY	0- 1	0- 0	2- 0				
3- 2	0- 0	1- 2	NEUTRAL	0- 0	1- 0	1- 0				
5- 1	0- 0	0- 0	CONFERENCE	1- 0	2- 0	2- 1				
2- 1	0- 0	0- 0	HOME	1- 0	0- 0	1- 1				
3- 0	0- 0	0- 0	AWAY	0- 0	2- 0	1- 0				
0- 0	0- 0	0- 0	NEUTRAL	0- 0	0- 0	0- 0				

RPI 1-25				RPI 26-50				RPI 51-100 Team's RPI: 72				RPI 101+			
RPI	S	Opponent	Score	RPI	S	Opponent	Score	RPI	S	Opponent	Score	RPI	S	Opponent	Score
1	A	UConn	65 98	27	N	Texas A&M	74 57	75	H	George Washington	50 48	109	H	Toledo	72 76
				38	N	Creighton	53 56	84	A	Virginia	56 66	129	A	Duquesne	75 64
				48	H	Quinnipiac	60 63					134	N	Old Dominion	77 69
				49	N	Georgia Tech	68 81					139	A	Saint Louis	78 67
												191	H	La Salle	51 54
												197	A	Wisconsin	83 64
												205	A	Princeton	62 56
												235	A	St. Bonaventure	62 60
												238	H	Massachusetts	77 65
												312	N	Liberty	82 53
												345	H	Morgan St.	61 42
LAST 12 Division I GAMES:															
129	A	Duquesne	75 64	139	A	Saint Louis	78 67								
75	H	George Washington	50 48	134	N	Old Dominion	77 69								
235	A	St. Bonaventure	62 60	27	N	Texas A&M	74 57								
238	H	Massachusetts	77 65	109	H	Toledo	72 76								
84	A	Virginia	56 66	191	H	La Salle	51 54								
312	N	Liberty	82 53	345	H	Morgan St.	61 42								

Non-Div I Games:

Dayton

■ Loss,
■ Non-Conf,
■ S Site,
■ H Home
■ A Away
N Neutral

Average RPI Win:	139	WON-LOST	WINNING	LAST 10	STRENGTH OF	OPP. STRENGTH	TEAM	ADJ.	CONF.	ADJ CONF.
Average RPI Loss:	11	RECORD	PCT. RANK	GAMES	SCHEDULE	OF SCHEDULE	RPI	RPI	RPI	RPI
DIV. I ONLY	16- 4	24	10- 0	33	10	15	15	7	7	
DIV. I NON-CONF.	8- 4	96	2- 2	15	7	24	24	7	7	
TOTALS	RPI 1-25	RPI 26-50	W-L RECORDS	RPI 51-100	RPI 101-150	RPI 150+				
16- 4	0- 3	4- 1	OVERALL	3- 0	2- 0	7- 0				
9- 1	0- 1	2- 0	HOME	0- 0	2- 0	5- 0				
5- 2	0- 1	1- 1	AWAY	2- 0	0- 0	2- 0				
2- 1	0- 1	1- 0	NEUTRAL	1- 0	0- 0	0- 0				
8- 4	0- 3	2- 1	NON-CONFERENCE	1- 0	0- 0	5- 0				
5- 1	0- 1	1- 0	HOME	0- 0	0- 0	4- 0				
1- 2	0- 1	0- 1	AWAY	0- 0	0- 0	1- 0				
2- 1	0- 1	1- 0	NEUTRAL	1- 0	0- 0	0- 0				
8- 0	0- 0	2- 0	CONFERENCE	2- 0	2- 0	2- 0				
4- 0	0- 0	1- 0	HOME	0- 0	2- 0	1- 0				
4- 0	0- 0	1- 0	AWAY	2- 0	0- 0	1- 0				
0- 0	0- 0	0- 0	NEUTRAL	0- 0	0- 0	0- 0				

RPI 1-25				RPI 26-50				RPI 51-100				RPI 101+			
RPI	S	Opponent	Score	RPI	S	Opponent	Score	RPI	S	Opponent	Score	RPI	S	Opponent	Score
1	A	UConn	46 91	33	A	Temple	74 84	68	A	St. John's (NY)	78 66	137	H	Xavier	85 69
2	H	Notre Dame	61 75	38	H	Creighton	79 65	86	A	Villanova	80 50	145	H	Providence	61 56
9	N	Baylor	72 104	44	N	Syracuse	108 84	96	N	Western Ky.	77 69	169	H	UAB	90 80
				45	A	Georgetown	76 53					175	H	Appalachian St.	99 58
				50	H	Northwestern	89 66					186	A	Seton Hall	96 65
												195	H	Butler	100 69
												228	H	Prairie View	94 62
												270	H	UT Martin	100 68
												287	A	Loyola Chicago	107 46
LAST 12 Division I GAMES:															
195	H	Butler	100 69	137	H	Xavier	85 69								
68	A	St. John's (NY)	78 66	45	A	Georgetown	76 53								
186	A	Seton Hall	96 65	270	H	UT Martin	100 68								
38	H	Creighton	79 65	287	A	Loyola Chicago	107 46								
145	H	Providence	61 56	33	A	Temple	74 84								
86	A	Villanova	80 50	2	H	Notre Dame	61 75								

Non-Div I Games:

DePaul

Delaware

Through Games Of Jan. 15, 2017

Average RPI Win:	208	WON-LOST	WINNING	LAST 10	STRENGTH OF	OPP. STRENGTH	TEAM	ADJ.	CONF.	ADJ CONF.
Average RPI Loss:	98	RECORD	PCT. RANK	GAMES	SCHEDULE	OF SCHEDULE	RPI	RPI	RPI	RPI
DIV. I ONLY	8- 8	160	4- 6	68	201	135	135	8	8	
DIV. I NON-CONF.	6- 5	149	2- 5	112	242	164	164	8	8	
TOTALS	RPI 1-25	RPI 26-50	W-L RECORDS	RPI 51-100	RPI 101-150	RPI 150+				
8- 8	0- 1	0- 2	OVERALL	0- 1	2- 2	6- 2				
4- 5	0- 0	0- 1	HOME	0- 1	1- 2	3- 1				
4- 1	0- 1	0- 0	AWAY	0- 0	1- 0	3- 0				
0- 2	0- 0	0- 1	NEUTRAL	0- 0	0- 0	0- 1				
6- 5	0- 0	0- 2	NON-CONFERENCE	0- 0	1- 1	5- 2				
4- 3	0- 0	0- 1	HOME	0- 0	1- 1	3- 1				
2- 0	0- 0	0- 0	AWAY	0- 0	0- 0	2- 0				
0- 2	0- 0	0- 1	NEUTRAL	0- 0	0- 0	0- 1				
2- 3	0- 1	0- 0	CONFERENCE	0- 1	1- 1	1- 0				
0- 2	0- 0	0- 0	HOME	0- 1	0- 1	0- 0				
2- 1	0- 1	0- 0	AWAY	0- 0	1- 0	1- 0				
0- 0	0- 0	0- 0	NEUTRAL	0- 0	0- 0	0- 0				

RPI	S	Opponent	Score	RPI	S	Opponent	Score	RPI	S	Opponent	Score	RPI	S	Opponent	Score	Team's RPI: 135
22	A	Elon	42 69	40	N	Michigan St.	64 81	77	H	James Madison	51 66	101	H	William & Mary	49 60	
				45	H	Georgetown	46 54					122	H	George Mason	67 51	
												130	H	Hartford	66 67	
												142	A	Hofstra	73 56	
												176	H	Army West Point	47 61	
												189	N	Detroit	64 66	
												201	A	American	56 55	
												205	H	Princeton	66 62	
												235	H	St. Bonaventure	43 40	
												237	A	UNCW	63 52	
												244	A	Loyola Maryland	47 45	
												278	H	Robert Morris	67 65	
LAST 12 Division I GAMES:																
77	H	James Madison	51 66	142	A	Hofstra	73 56									
22	A	Elon	42 69	244	A	Loyola Maryland	47 45									
237	A	UNCW	63 52	45	H	Georgetown	46 54									
101	H	William & Mary	49 60	278	H	Robert Morris	67 65									
130	H	Hartford	66 67	189	N	Detroit	64 66									
176	H	Army West Point	47 61	40	N	Michigan St.	64 81									

Non-Div I Games:

Delaware

Loss, Non-Conf, S Site, H Home A Away N Neutral

Average RPI Win:	344	WON-LOST	WINNING	LAST 10	STRENGTH OF	OPP. STRENGTH	TEAM	ADJ.	CONF.	ADJ CONF.
Average RPI Loss:	184	RECORD	PCT. RANK	GAMES	SCHEDULE	OF SCHEDULE	RPI	RPI	RPI	RPI
DIV. I ONLY	1- 15	343	0- 10	256	286	332	332	31	31	
DIV. I NON-CONF.	1- 12	332	0- 9	199	289	316	316	31	31	
TOTALS	RPI 1-25	RPI 26-50	W-L RECORDS	RPI 51-100	RPI 101-150	RPI 150+				
1- 15	0- 1	0- 0	OVERALL	0- 1	0- 6	1- 7				
0- 4	0- 0	0- 0	HOME	0- 0	0- 2	0- 2				
1- 11	0- 1	0- 0	AWAY	0- 1	0- 4	1- 5				
0- 0	0- 0	0- 0	NEUTRAL	0- 0	0- 0	0- 0				
1- 12	0- 1	0- 0	NON-CONFERENCE	0- 1	0- 5	1- 5				
0- 3	0- 0	0- 0	HOME	0- 0	0- 1	0- 2				
1- 9	0- 1	0- 0	AWAY	0- 1	0- 4	1- 3				
0- 0	0- 0	0- 0	NEUTRAL	0- 0	0- 0	0- 0				
0- 3	0- 0	0- 0	CONFERENCE	0- 0	0- 1	0- 2				
0- 1	0- 0	0- 0	HOME	0- 0	0- 1	0- 0				
0- 2	0- 0	0- 0	AWAY	0- 0	0- 0	0- 2				
0- 0	0- 0	0- 0	NEUTRAL	0- 0	0- 0	0- 0				

RPI 1-25				RPI 26-50				RPI 51-100				RPI 101+				Team's RPI: 332
RPI	S	Opponent	Score	RPI	S	Opponent	Score	RPI	S	Opponent	Score	RPI	S	Opponent	Score	
25	A	Virginia Tech	48 88					64	A	Drexel	44 69	101	A	William & Mary	48 82	
												106	H	Cornell	51 72	
												113	H	Hampton	52 83	
												114	A	Iowa St.	57 88	
												137	A	Xavier	53 86	
												142	A	Hofstra	44 64	
												189	H	Detroit	71 90	
												191	A	La Salle	38 78	
												304	A	N.C. A&T	44 83	
												307	A	Longwood	77 88	
												311	A	Lehigh	80 91	
												319	H	NJIT	43 57	
												336	A	N.C. Central	63 68	
												344	A	Wagner	61 49	
LAST 12 Division I GAMES:																
336	A	N.C. Central	63 68	113	H	Hampton	52 83									
304	A	N.C. A&T	44 83	114	A	Iowa St.	57 88									
106	H	Cornell	51 72	319	H	NJIT	43 57									
25	A	Virginia Tech	48 88	137	A	Xavier	53 86									
307	A	Longwood	77 88	101	A	William & Mary	48 82									
191	A	La Salle	38 78	142	A	Hofstra	44 64									

Non-Div I Games:

Delaware St.

■ Loss,
 ■ Non-Conf,
 ■ S Site,
 ■ H Home
 ■ A Away
 N Neutral

Average RPI Win:	320	WON-LOST	WINNING	LAST 10	STRENGTH OF	OPP. STRENGTH	TEAM	ADJ.	CONF.	ADJ CONF.
Average RPI Loss:	164	RECORD	PCT. RANK	GAMES	SCHEDULE	OF SCHEDULE	RPI	RPI	RPI	RPI
DIV. I ONLY	4- 14	301	2- 8	249	307	309	309	11	11	
DIV. I NON-CONF.	3- 10	280	1- 6	279	327	334	334	10	10	
TOTALS	RPI 1-25	RPI 26-50	W-L RECORDS	RPI 51-100	RPI 101-150	RPI 150+				
4- 14	0- 0	0- 1	OVERALL	0- 3	0- 3	4- 7				
3- 3	0- 0	0- 0	HOME	0- 0	0- 0	3- 3				
1- 10	0- 0	0- 0	AWAY	0- 0	0- 3	1- 1				
0- 1	0- 0	0- 0	NEUTRAL	0- 1	0- 0	0- 0				
3- 10	0- 0	0- 0	NON-CONFERENCE	0- 2	0- 2	3- 6				
3- 2	0- 0	0- 0	HOME	0- 0	0- 0	3- 2				
0- 7	0- 0	0- 0	AWAY	0- 1	0- 2	0- 4				
0- 1	0- 0	0- 0	NEUTRAL	0- 1	0- 0	0- 0				
1- 4	0- 0	0- 1	CONFERENCE	0- 1	0- 1	1- 1				
0- 1	0- 0	0- 0	HOME	0- 0	0- 0	0- 1				
1- 3	0- 0	0- 1	AWAY	0- 1	0- 1	1- 0				
0- 0	0- 0	0- 0	NEUTRAL	0- 0	0- 0	0- 0				

D
e
n
v
e
rD
e
n
v
e
r

RPI 1-25				RPI 26-50				RPI 51-100				RPI 101+				Team's RPI: 309	
RPI	S	Opponent	Score	RPI	S	Opponent	Score	RPI	S	Opponent	Score	RPI	S	Opponent	Score		
				42	A	South Dakota	64 70	53	N	UNI	68 79	103	A	Colorado St.	49 76		
								89	A	IUPUI	49 71	110	A	Northern Colo.	48 68		
								94	A	Wyoming	49 59	116	A	Western Ill.	62 87		
												155	H	Northeastern	69 72		
												187	A	Idaho St.	64 65		
												194	A	Grand Canyon	70 73		
												267	H	North Dakota St.	80 86		
												274	H	Seattle U	72 75		
												286	A	Northern Ariz.	67 82		
												297	H	Pepperdine	75 67		
												314	H	Air Force	65 52		
												323	A	Fort Wayne	78 72		
												326	A	Utah Valley	58 72		
												347	H	Cal St. Fullerton	77 58		
LAST 12 Division I GAMES:																	
				323	A	Fort Wayne	78 72					89	A	IUPUI	49 71		
				116	A	Western Ill.	62 87					187	A	Idaho St.	64 65		
				267	H	North Dakota St.	80 86					326	A	Utah Valley	58 72		
				42	A	South Dakota	64 70					297	H	Pepperdine	75 67		
				155	H	Northeastern	69 72					286	A	Northern Ariz.	67 82		
				274	H	Seattle U	72 75					103	A	Colorado St.	49 76		

Non-Div I Games:

Denver

Average RPI Win: 242	WON-LOST	WINNING	LAST 10	STRENGTH OF	OPP. STRENGTH	TEAM	ADJ.	CONF.	ADJ CONF.
Average RPI Loss: 127	RECORD	PCT. RANK	GAMES	SCHEDULE	OF SCHEDULE	RPI	RPI	RPI	RPI
DIV. I ONLY	7- 9	203	4- 6	221	151	189	189	22	22
DIV. I NON-CONF.	4- 7	224	2- 5	244	94	211	211	21	21
TOTALS	RPI 1-25	RPI 26-50	W-L RECORDS	RPI 51-100	RPI 101-150	RPI 150+			
7- 9	0- 0	0- 2	OVERALL	0- 1	2- 2	5- 4			
3- 2	0- 0	0- 0	HOME	0- 0	1- 1	2- 1			
3- 7	0- 0	0- 2	AWAY	0- 1	0- 1	3- 3			
1- 0	0- 0	0- 0	NEUTRAL	0- 0	1- 0	0- 0			
4- 7	0- 0	0- 1	NON-CONFERENCE	0- 1	2- 2	2- 3			
1- 2	0- 0	0- 0	HOME	0- 0	1- 1	0- 1			
2- 5	0- 0	0- 1	AWAY	0- 1	0- 1	2- 2			
1- 0	0- 0	0- 0	NEUTRAL	0- 0	1- 0	0- 0			
3- 2	0- 0	0- 1	CONFERENCE	0- 0	0- 0	3- 1			
2- 0	0- 0	0- 0	HOME	0- 0	0- 0	2- 0			
1- 2	0- 0	0- 1	AWAY	0- 0	0- 0	1- 1			
0- 0	0- 0	0- 0	NEUTRAL	0- 0	0- 0	0- 0			

RPI S	Opponent	Score	RPI S	Opponent	Score	RPI S	Opponent	Score	RPI S	Opponent	Score
29	A Green Bay	55 60	73	A East Carolina	81 83	109	A Toledo	66 72			
46	A Minnesota	91 111				122	H George Mason	54 55			
						135	N Delaware	66 64			
						144	H Kent St.	73 52			
						154	H Western Mich.	65 75			
						184	A Milwaukee	69 81			
						185	A Oakland	80 71			
						196	A CSUN	67 76			
						230	A Bradley	60 70			
						273	A Eastern Mich.	77 64			
						308	H Ill.-Chicago	98 76			
						316	H Valparaiso	85 60			
						332	A Delaware St.	90 71			
LAST 12 Division I GAMES:											
29	A Green Bay	55 60	184	A Milwaukee	69 81						
185	A Oakland	80 71	273	A Eastern Mich.	77 64						
308	H Ill.-Chicago	98 76	46	A Minnesota	91 111						
316	H Valparaiso	85 60	122	H George Mason	54 55						
109	A Toledo	66 72	135	N Delaware	66 64						
154	H Western Mich.	65 75	196	A CSUN	67 76						

Non-Div I Games:

Detroit

Drake

Through Games Of Jan. 15, 2017

Average RPI Win:	168	WON-LOST	WINNING	LAST 10	STRENGTH OF	OPP. STRENGTH	TEAM	ADJ.	CONF.	ADJ CONF.
Average RPI Loss:	51	RECORD	PCT. RANK	GAMES	SCHEDULE	OF SCHEDULE	RPI	RPI	RPI	RPI
DIV. I ONLY	12- 4	52	8- 1	86	73	35	35	16	16	
DIV. I NON-CONF.	6- 4	126	3- 2	7	20	16	16	14	14	
TOTALS	RPI 1-25	RPI 26-50	W-L RECORDS	RPI 51-100	RPI 101-150	RPI 150+				
12- 4	0- 1	0- 2	OVERALL	3- 0	2- 1	7- 0				
5- 0	0- 0	0- 0	HOME	3- 0	0- 0	2- 0				
6- 3	0- 0	0- 2	AWAY	0- 0	1- 1	5- 0				
1- 1	0- 1	0- 0	NEUTRAL	0- 0	1- 0	0- 0				
6- 4	0- 1	0- 2	NON-CONFERENCE	3- 0	1- 1	2- 0				
3- 0	0- 0	0- 0	HOME	3- 0	0- 0	0- 0				
2- 3	0- 0	0- 2	AWAY	0- 0	0- 1	2- 0				
1- 1	0- 1	0- 0	NEUTRAL	0- 0	1- 0	0- 0				
6- 0	0- 0	0- 0	CONFERENCE	0- 0	1- 0	5- 0				
2- 0	0- 0	0- 0	HOME	0- 0	0- 0	2- 0				
4- 0	0- 0	0- 0	AWAY	0- 0	1- 0	3- 0				
0- 0	0- 0	0- 0	NEUTRAL	0- 0	0- 0	0- 0				

RPI 1-25				RPI 26-50				Team's RPI: 35				RPI 51-100				RPI 101+			
RPI	S	Opponent	Score	RPI	S	Opponent	Score	RPI	S	Opponent	Score	RPI	S	Opponent	Score	RPI	S	Opponent	Score
21	N	Auburn	80 85	29	A	Green Bay	48 71	67	H	Iowa	81 76	114	A	Iowa St.	67 75				
				38	A	Creighton	77 80	81	H	Northern Ill.	95 86	117	N	Eastern Wash.	93 78				
								94	H	Wyoming	63 50	149	A	Missouri St.	90 64				
												151	A	Nebraska	84 70				
												157	A	North Dakota	99 91				
												204	H	Southern Ill.	75 59				
												208	A	Wichita St.	83 78				
												230	A	Bradley	93 60				
												258	H	Evansville	82 65				
												299	A	Illinois St.	87 36				
LAST 12 Division I GAMES:																			
230	A	Bradley	93 60	299	A	Illinois St.	87 36												
204	H	Southern Ill.	75 59	21	N	Auburn	80 85												
258	H	Evansville	82 65	67	H	Iowa	81 76												
149	A	Missouri St.	90 64	151	A	Nebraska	84 70												
208	A	Wichita St.	83 78	29	A	Green Bay	48 71												
117	N	Eastern Wash.	93 78	81	H	Northern Ill.	95 86												

Non-Div I Games: Clarke 118 43

Drake

■ Loss,
 ■ Non-Conf,
 ■ S Site,
 ■ H Home
 ■ A Away
 N Neutral

Average RPI Win:	178	WON-LOST	WINNING	LAST 10	STRENGTH OF	OPP. STRENGTH	TEAM	ADJ.	CONF.	ADJ CONF.
Average RPI Loss:	55	RECORD	PCT. RANK	GAMES	SCHEDULE	OF SCHEDULE	RPI	RPI	RPI	RPI
DIV. I ONLY	12- 4	52	8- 2	161	78	64	64	8	8	
DIV. I NON-CONF.	9- 2	37	6- 1	201	97	56	56	8	8	
TOTALS	RPI 1-25	RPI 26-50	W-L RECORDS	RPI 51-100	RPI 101-150	RPI 150+				
12- 4	0- 2	1- 0	OVERALL	1- 1	3- 1	7- 0				
6- 1	0- 1	1- 0	HOME	1- 0	1- 0	3- 0				
4- 3	0- 1	0- 0	AWAY	0- 1	1- 1	3- 0				
2- 0	0- 0	0- 0	NEUTRAL	0- 0	1- 0	1- 0				
9- 2	0- 0	1- 0	NON-CONFERENCE	1- 1	3- 1	4- 0				
5- 0	0- 0	1- 0	HOME	1- 0	1- 0	2- 0				
2- 2	0- 0	0- 0	AWAY	0- 1	1- 1	1- 0				
2- 0	0- 0	0- 0	NEUTRAL	0- 0	1- 0	1- 0				
3- 2	0- 2	0- 0	CONFERENCE	0- 0	0- 0	3- 0				
1- 1	0- 1	0- 0	HOME	0- 0	0- 0	1- 0				
2- 1	0- 1	0- 0	AWAY	0- 0	0- 0	2- 0				
0- 0	0- 0	0- 0	NEUTRAL	0- 0	0- 0	0- 0				

RPI 1-25				RPI 26-50				RPI 51-100 Team's RPI: 64				RPI 101+			
RPI	S	Opponent	Score	RPI	S	Opponent	Score	RPI	S	Opponent	Score	RPI	S	Opponent	Score
22	A	Elon	65 75	44	H	Syracuse	62 61	61	A	Bucknell	66 78	106	A	Cornell	63 53
22	H	Elon	45 48					93	H	Penn St.	83 60	115	A	Vanderbilt	63 73
												122	N	George Mason	82 71
												148	H	Saint Joseph's	60 49
												155	A	Northeastern	63 33
												170	H	Niagara	69 57
												183	H	Towson	58 48
												237	A	UNCW	71 38
												238	N	Massachusetts	65 47
												310	A	Lafayette	81 39
												332	H	Delaware St.	69 44
LAST 12 Division I GAMES:															
237	A	UNCW	71 38	22	A	Elon	65 75								
155	A	Northeastern	63 33	310	A	Lafayette	81 39								
22	H	Elon	45 48	148	H	Saint Joseph's	60 49								
183	H	Towson	58 48	170	H	Niagara	69 57								
238	N	Massachusetts	65 47	106	A	Cornell	63 53								
122	N	George Mason	82 71	61	A	Bucknell	66 78								

Non-Div I Games:

Drexel

Average RPI Win:	125	WON-LOST	WINNING	LAST 10	STRENGTH OF	OPP. STRENGTH	TEAM	ADJ.	CONF.	ADJ CONF.
Average RPI Loss:	52	RECORD	PCT. RANK	GAMES	SCHEDULE	OF SCHEDULE	RPI	RPI	RPI	RPI
DIV. I ONLY	15- 3	16	8- 2	25	12	8	8	2	2	
DIV. I NON-CONF.	12- 1	7	7- 0	90	34	7	7	3	3	
TOTALS	RPI 1-25	RPI 26-50	W-L RECORDS	RPI 51-100	RPI 101-150	RPI 150+				
15- 3	4- 1	1- 1	OVERALL	3- 0	2- 1	5- 0				
10- 0	4- 0	0- 0	HOME	2- 0	2- 0	2- 0				
5- 3	0- 1	1- 1	AWAY	1- 0	0- 1	3- 0				
0- 0	0- 0	0- 0	NEUTRAL	0- 0	0- 0	0- 0				
12- 1	3- 0	0- 0	NON-CONFERENCE	2- 0	2- 1	5- 0				
8- 0	3- 0	0- 0	HOME	1- 0	2- 0	2- 0				
4- 1	0- 0	0- 0	AWAY	1- 0	0- 1	3- 0				
0- 0	0- 0	0- 0	NEUTRAL	0- 0	0- 0	0- 0				
3- 2	1- 1	1- 1	CONFERENCE	1- 0	0- 0	0- 0				
2- 0	1- 0	0- 0	HOME	1- 0	0- 0	0- 0				
1- 2	0- 1	1- 1	AWAY	0- 0	0- 0	0- 0				
0- 0	0- 0	0- 0	NEUTRAL	0- 0	0- 0	0- 0				

RPI	S	Opponent	Score	RPI	S	Opponent	Score	RPI	S	Opponent	Score	RPI	S	Opponent	Score
3	H	South Carolina	74 63	36	A	North Carolina St.	52 55	62	H	North Carolina	70 58	115	A	Vanderbilt	73 77
6	A	Florida St.	45 69	49	A	Georgia Tech	75 68	76	A	Long Beach St.	83 46	134	H	Old Dominion	92 64
13	H	Louisville	58 55					86	H	Villanova	68 50	141	H	Penn	68 55
17	H	Kentucky	69 54									168	A	Rutgers	68 32
22	H	Elon	68 61									194	H	Grand Canyon	90 47
												297	A	Pepperdine	99 65
												307	H	Longwood	105 48
												312	A	Liberty	98 38
LAST 12 Division I GAMES:															
62	H	North Carolina	70 58	36	A	North Carolina St.	52 55	22	H	Elon	68 61	3	H	South Carolina	74 63
6	A	Florida St.	45 69					168	A	Rutgers	68 32	297	A	Pepperdine	99 65
49	A	Georgia Tech	75 68					76	A	Long Beach St.	83 46				
13	H	Louisville	58 55												
17	H	Kentucky	69 54												
86	H	Villanova	68 50												

Non-Div I Games:

Duke

■ Loss,
 ■ Non-Conf, S Site,
 ■ Home
 ■ Away
 N Neutral

Average RPI Win:	221	WON-LOST	WINNING	LAST 10	STRENGTH OF	OPP. STRENGTH	TEAM	ADJ.	CONF.	ADJ CONF.
Average RPI Loss:	79	RECORD	PCT. RANK	GAMES	SCHEDULE	OF SCHEDULE	RPI	RPI	RPI	RPI
DIV. I ONLY	9- 10	178	0- 1	75	124	129	129	12	12	
DIV. I NON-CONF.	7- 6	158	0- 1	56	128	98	98	13	13	
TOTALS	RPI 1-25	RPI 26-50	W-L RECORDS	RPI 51-100	RPI 101-150	RPI 150+				
9- 10	0- 0	0- 3	OVERALL	1- 6	1- 0	7- 1				
4- 5	0- 0	0- 1	HOME	0- 4	1- 0	3- 0				
4- 5	0- 0	0- 2	AWAY	1- 2	0- 0	3- 1				
1- 0	0- 0	0- 0	NEUTRAL	0- 0	0- 0	1- 0				
7- 6	0- 0	0- 3	NON-CONFERENCE	1- 3	1- 0	5- 0				
3- 3	0- 0	0- 1	HOME	0- 2	1- 0	2- 0				
3- 3	0- 0	0- 2	AWAY	1- 1	0- 0	2- 0				
1- 0	0- 0	0- 0	NEUTRAL	0- 0	0- 0	1- 0				
2- 4	0- 0	0- 0	CONFERENCE	0- 3	0- 0	2- 1				
1- 2	0- 0	0- 0	HOME	0- 2	0- 0	1- 0				
1- 2	0- 0	0- 0	AWAY	0- 1	0- 0	1- 1				
0- 0	0- 0	0- 0	NEUTRAL	0- 0	0- 0	0- 0				

RPI	S	Opponent	Score	RPI	S	Opponent	Score	RPI	S	Opponent	Score	RPI	S	Opponent	Score	Team's RPI: 129
26	H	Maryland	57	77	59	H	Charlotte	63	77	127	H	Pittsburgh	63	54		
30	A	Ohio St.	69	89	63	H	Buffalo	69	71	191	A	La Salle	76	68		
43	A	California	66	86	68	A	St. John's (NY)	71	65	200	A	Akron	67	57		
					72	H	Dayton	64	75	215	A	Iona	61	58		
					75	H	George Washington	40	75	238	A	Massachusetts	67	75		
					87	A	Ohio	46	64	275	H	Davidson	73	51		
					95	A	Fordham	51	64	296	N	Western Caro.	65	50		
										310	H	Lafayette	67	52		
										311	H	Lehigh	63	49		
LAST 12 Division I GAMES:																
238	A	Massachusetts	67	75	43	A	California	66	86							
72	H	Dayton	64	75	26	H	Maryland	57	77							
275	H	Davidson	73	51	200	A	Akron	67	57							
191	A	La Salle	76	68	310	H	Lafayette	67	52							
75	H	George Washington	40	75	59	H	Charlotte	63	77							
127	H	Pittsburgh	63	54	87	A	Ohio	46	64							

Non-Div I Games:

Duquesne

■ Loss,
 ■ Non-Conf,
 ■ S Site,
 ■ H Home
 ■ A Away
 N Neutral

Average RPI Win:	244	WON-LOST	WINNING	LAST 10	STRENGTH OF	OPP. STRENGTH	TEAM	ADJ.	CONF.	ADJ CONF.
Average RPI Loss:	134	RECORD	PCT. RANK	GAMES	SCHEDULE	OF SCHEDULE	RPI	RPI	RPI	RPI
DIV. I ONLY	9- 9	160	5- 5	284	133	216	216	21	21	
DIV. I NON-CONF.	8- 7	165	5- 4	311	122	228	228	22	22	
TOTALS	RPI 1-25	RPI 26-50	W-L RECORDS	RPI 51-100	RPI 101-150	RPI 150+				
9- 9	0- 2	0- 0	OVERALL	0- 1	1- 3	8- 3				
4- 4	0- 2	0- 0	HOME	0- 0	1- 1	3- 1				
4- 4	0- 0	0- 0	AWAY	0- 1	0- 1	4- 2				
1- 1	0- 0	0- 0	NEUTRAL	0- 0	0- 1	1- 0				
8- 7	0- 2	0- 0	NON-CONFERENCE	0- 0	1- 2	7- 3				
4- 4	0- 2	0- 0	HOME	0- 0	1- 1	3- 1				
3- 2	0- 0	0- 0	AWAY	0- 0	0- 0	3- 2				
1- 1	0- 0	0- 0	NEUTRAL	0- 0	0- 1	1- 0				
1- 2	0- 0	0- 0	CONFERENCE	0- 1	0- 1	1- 0				
0- 0	0- 0	0- 0	HOME	0- 0	0- 0	0- 0				
1- 2	0- 0	0- 0	AWAY	0- 1	0- 1	1- 0				
0- 0	0- 0	0- 0	NEUTRAL	0- 0	0- 0	0- 0				

RPI 1-25				RPI 26-50				RPI 51-100				RPI 101+ Team's RPI: 216			
RPI	S	Opponent	Score	RPI	S	Opponent	Score	RPI	S	Opponent	Score	RPI	S	Opponent	Score
19	H	Tennessee	58 83					100	A	Chattanooga	45 60	115	H	Vanderbilt	72 80
22	H	Elon	51 79									120	N	Maine	48 61
												123	A	Mercer	55 72
												134	H	Old Dominion	70 60
												175	H	Appalachian St.	68 71
												195	A	Butler	68 59
												212	A	Campbell	56 55
												227	A	Samford	69 57
												246	H	Murray St.	79 60
												264	A	Northern Ky.	56 62
												272	A	Austin Peay	74 77
												275	H	Davidson	76 56
												288	N	Coppin St.	70 58
												293	A	Tennessee Tech	82 76
												324	H	Winthrop	62 45
LAST 12 Division I GAMES:															
227	A	Samford	69 57	100	A	Chattanooga	45 60								
123	A	Mercer	55 72	293	A	Tennessee Tech	82 76								
134	H	Old Dominion	70 60	115	H	Vanderbilt	72 80								
288	N	Coppin St.	70 58	212	A	Campbell	56 55								
120	N	Maine	48 61	275	H	Davidson	76 56								
22	H	Elon	51 79	272	A	Austin Peay	74 77								

Non-Div I Games:

ETSU

■ Loss,
■ Non-Conf,
■ S Site,
■ H Home
■ A Away
N Neutral

East Carolina

Through Games Of Jan. 15, 2017

Average RPI Win:	190	WON-LOST	WINNING	LAST 10	STRENGTH OF	OPP. STRENGTH	TEAM	ADJ.	CONF.	ADJ CONF.
Average RPI Loss:	42	RECORD	PCT. RANK	GAMES	SCHEDULE	OF SCHEDULE	RPI	RPI	RPI	RPI
DIV. I ONLY	9- 8	152	4- 6	21	95	73	73	5	5	
DIV. I NON-CONF.	8- 4	96	5- 2	79	230	85	85	5	5	
TOTALS	RPI 1-25	RPI 26-50	W-L RECORDS	RPI 51-100	RPI 101-150	RPI 150+				
9- 8	0- 3	0- 2	OVERALL	1- 2	1- 1	7- 0				
6- 2	0- 1	0- 1	HOME	1- 0	0- 0	5- 0				
1- 5	0- 2	0- 1	AWAY	0- 1	0- 1	1- 0				
2- 1	0- 0	0- 0	NEUTRAL	0- 1	1- 0	1- 0				
8- 4	0- 1	0- 0	NON-CONFERENCE	0- 2	1- 1	7- 0				
5- 1	0- 1	0- 0	HOME	0- 0	0- 0	5- 0				
1- 2	0- 0	0- 0	AWAY	0- 1	0- 1	1- 0				
2- 1	0- 0	0- 0	NEUTRAL	0- 1	1- 0	1- 0				
1- 4	0- 2	0- 2	CONFERENCE	1- 0	0- 0	0- 0				
1- 1	0- 0	0- 1	HOME	1- 0	0- 0	0- 0				
0- 3	0- 2	0- 1	AWAY	0- 0	0- 0	0- 0				
0- 0	0- 0	0- 0	NEUTRAL	0- 0	0- 0	0- 0				

RPI 1-25				RPI 26-50				RPI 51-100				Team's RPI: 73	RPI 101+			
RPI	S	Opponent	Score	RPI	S	Opponent	Score	RPI	S	Opponent	Score		RPI	S	Opponent	Score
1	A	UConn	45 90	33	A	Temple	47 78	59	A	Charlotte	64 79		101	A	William & Mary	72 82
20	A	South Fla.	48 79	34	H	Tulane	45 61	69	N	West Virginia	47 79		146	N	Ball St.	82 69
21	H	Auburn	52 61					82	H	SMU	58 57		178	H	Southern U.	62 55
													189	H	Detroit	83 81
													193	H	UMES	66 58
													214	A	Richmond	71 60
													234	H	Presbyterian	54 46
													237	H	UNCW	75 65
													240	N	Marist	70 68
LAST 12 Division I GAMES:																
33	A	Temple	47 78	20	A	South Fla.	48 79									
82	H	SMU	58 57	214	A	Richmond	71 60									
1	A	UConn	45 90	193	H	UMES	66 58									
34	H	Tulane	45 61	59	A	Charlotte	64 79									
101	A	William & Mary	72 82	234	H	Presbyterian	54 46									
178	H	Southern U.	62 55	146	N	Ball St.	82 69									

Non-Div I Games: Greensboro 107 40

East Carolina

■ Loss,
 ■ Non-Conf,
 ■ S Site,
 ■ H Home
 ■ A Away
 N Neutral

Average RPI Win:	301	WON-LOST	WINNING	LAST 10	STRENGTH OF	OPP. STRENGTH	TEAM	ADJ.	CONF.	ADJ CONF.
Average RPI Loss:	209	RECORD	PCT. RANK	GAMES	SCHEDULE	OF SCHEDULE	RPI	RPI	RPI	RPI
DIV. I ONLY	3- 13	311	1- 9	190	349	303	303	26	26	
DIV. I NON-CONF.	2- 8	288	0- 6	235	349	306	306	29	29	
TOTALS	RPI 1-25	RPI 26-50	W-L RECORDS	RPI 51-100	RPI 101-150	RPI 150+				
3- 13	0- 0	0- 0	OVERALL	0- 1	0- 1	3- 11				
1- 5	0- 0	0- 0	HOME	0- 1	0- 0	1- 4				
2- 8	0- 0	0- 0	AWAY	0- 0	0- 1	2- 7				
0- 0	0- 0	0- 0	NEUTRAL	0- 0	0- 0	0- 0				
2- 8	0- 0	0- 0	NON-CONFERENCE	0- 0	0- 1	2- 7				
0- 3	0- 0	0- 0	HOME	0- 0	0- 0	0- 3				
2- 5	0- 0	0- 0	AWAY	0- 0	0- 1	2- 4				
0- 0	0- 0	0- 0	NEUTRAL	0- 0	0- 0	0- 0				
1- 5	0- 0	0- 0	CONFERENCE	0- 1	0- 0	1- 4				
1- 2	0- 0	0- 0	HOME	0- 1	0- 0	1- 1				
0- 3	0- 0	0- 0	AWAY	0- 0	0- 0	0- 3				
0- 0	0- 0	0- 0	NEUTRAL	0- 0	0- 0	0- 0				

RPI 1-25				RPI 26-50				RPI 51-100				RPI 101+ Team's RPI: 303					
RPI	S	Opponent	Score	RPI	S	Opponent	Score	RPI	S	Opponent	Score	RPI	S	Opponent	Score		
								98	H	Belmont	58	77	116	A	Western Ill.	62	83
													159	H	Wright St.	61	71
													161	A	Cincinnati	64	78
													164	H	Indiana St.	61	88
													173	H	Cleveland St.	56	66
													188	A	Stetson	55	72
													226	A	Morehead St.	62	66
													246	A	Murray St.	74	92
													258	A	Evansville	73	63
													272	H	Austin Peay	59	69
													297	H	Jacksonville St.	71	67
													299	A	Illinois St.	49	60
													305	A	Eastern Ky.	85	88
													316	A	Valparaiso	68	73
													349	A	Florida A&M	66	50
LAST 12 Division I GAMES:																	
246	A	Murray St.	74	92	272	H	Austin Peay	59	69								
305	A	Eastern Ky.	85	88	116	A	Western Ill.	62	83								
226	A	Morehead St.	62	66	173	H	Cleveland St.	56	66								
297	H	Jacksonville St.	71	67	316	A	Valparaiso	68	73								
98	H	Belmont	58	77	299	A	Illinois St.	49	60								
161	A	Cincinnati	64	78	164	H	Indiana St.	61	88								

Non-Div I Games: Ill.-Springfield 74 60 Millikin 97 54

Eastern Ill.

Average RPI Win:	269	WON-LOST	WINNING	LAST 10	STRENGTH OF	OPP. STRENGTH	TEAM	ADJ.	CONF.	ADJ CONF.
Average RPI Loss:	191	RECORD	PCT. RANK	GAMES	SCHEDULE	OF SCHEDULE	RPI	RPI	RPI	RPI
DIV. I ONLY	6- 11	245	4- 5	311	291	305	305	26	26	
DIV. I NON-CONF.	2- 10	305	0- 6	314	308	344	344	29	29	
TOTALS	RPI 1-25	RPI 26-50	W-L RECORDS	RPI 51-100	RPI 101-150	RPI 150+				
6- 11	0- 0	0- 0	OVERALL	0- 2	0- 2	6- 7				
4- 3	0- 0	0- 0	HOME	0- 1	0- 0	4- 2				
1- 5	0- 0	0- 0	AWAY	0- 1	0- 2	1- 2				
1- 3	0- 0	0- 0	NEUTRAL	0- 0	0- 0	1- 3				
2- 10	0- 0	0- 0	NON-CONFERENCE	0- 1	0- 2	2- 7				
1- 3	0- 0	0- 0	HOME	0- 1	0- 0	1- 2				
0- 4	0- 0	0- 0	AWAY	0- 0	0- 2	0- 2				
1- 3	0- 0	0- 0	NEUTRAL	0- 0	0- 0	1- 3				
4- 1	0- 0	0- 0	CONFERENCE	0- 1	0- 0	4- 0				
3- 0	0- 0	0- 0	HOME	0- 0	0- 0	3- 0				
1- 1	0- 0	0- 0	AWAY	0- 1	0- 0	1- 0				
0- 0	0- 0	0- 0	NEUTRAL	0- 0	0- 0	0- 0				

RPI 1-25				RPI 26-50				RPI 51-100				RPI 101+ Team's RPI: 305					
RPI	S	Opponent	Score	RPI	S	Opponent	Score	RPI	S	Opponent	Score	RPI	S	Opponent	Score		
								96	H	Western Ky.	63	90	139	A	Saint Louis	51	78
								98	A	Belmont	58	74	144	A	Kent St.	67	80
													154	N	Western Mich.	59	74
													159	A	Wright St.	73	85
													200	H	Akron	57	63
													209	H	Tennessee St.	66	62
													220	H	Bowling Green	57	55
													223	N	Miami (OH)	54	65
													262	H	SIUE	75	63
													269	A	UNCG	66	81
													276	A	Southeast Mo. St.	74	63
													296	H	Western Caro.	61	72
													303	H	Eastern Ill.	88	85
													323	N	Fort Wayne	59	68
													345	N	Morgan St.	66	58
LAST 12 Division I GAMES:																	
				98	A	Belmont	58	74	209	H	Tennessee St.	66	62				
				303	H	Eastern Ill.	88	85	223	N	Miami (OH)	54	65				
				262	H	SIUE	75	63	159	A	Wright St.	73	85				
				276	A	Southeast Mo. St.	74	63	200	H	Akron	57	63				
				269	A	UNCG	66	81	139	A	Saint Louis	51	78				
				323	N	Fort Wayne	59	68	96	H	Western Ky.	63	90				

Non-Div I Games: Ohio Valley 88 30

Eastern Ky.

■ Loss,
■ Non-Conf,
■ S Site,
■ H Home
■ A Away
N Neutral

Average RPI Win:	293	WON-LOST	WINNING	LAST 10	STRENGTH OF	OPP. STRENGTH	TEAM	ADJ.	CONF.	ADJ CONF.
Average RPI Loss:	142	RECORD	PCT. RANK	GAMES	SCHEDULE	OF SCHEDULE	RPI	RPI	RPI	RPI
DIV. I ONLY	4- 12	288	2- 8	156	288	273	273	10	10	
DIV. I NON-CONF.	4- 7	224	3- 4	230	303	260	260	11	11	
TOTALS	RPI 1-25	RPI 26-50	W-L RECORDS	RPI 51-100	RPI 101-150	RPI 150+				
4- 12	0- 0	0- 1	OVERALL	0- 2	0- 4	4- 5				
2- 5	0- 0	0- 0	HOME	0- 0	0- 2	2- 3				
1- 5	0- 0	0- 0	AWAY	0- 2	0- 1	1- 2				
1- 2	0- 0	0- 1	NEUTRAL	0- 0	0- 1	1- 0				
4- 7	0- 0	0- 1	NON-CONFERENCE	0- 1	0- 2	4- 3				
2- 2	0- 0	0- 0	HOME	0- 0	0- 0	2- 2				
1- 3	0- 0	0- 0	AWAY	0- 1	0- 1	1- 1				
1- 2	0- 0	0- 1	NEUTRAL	0- 0	0- 1	1- 0				
0- 5	0- 0	0- 0	CONFERENCE	0- 1	0- 2	0- 2				
0- 3	0- 0	0- 0	HOME	0- 0	0- 2	0- 1				
0- 2	0- 0	0- 0	AWAY	0- 1	0- 0	0- 1				
0- 0	0- 0	0- 0	NEUTRAL	0- 0	0- 0	0- 0				

RPI 1-25				RPI 26-50				RPI 51-100				RPI 101+				Team's RPI: 273	
RPI	S	Opponent	Score	RPI	S	Opponent	Score	RPI	S	Opponent	Score	RPI	S	Opponent	Score		
				34	N	Tulane	50 62	66	A	Wake Forest	61 89	107	A	Purdue	50 77		
								81	A	Northern Ill.	73 85	109	H	Toledo	49 66		
												110	N	Northern Colo.	57 58		
												144	H	Kent St.	67 86		
												154	H	Western Mich.	67 76		
												189	H	Detroit	64 77		
												223	A	Miami (OH)	61 72		
												226	A	Morehead St.	73 78		
												235	H	St. Bonaventure	75 56		
												266	H	Monmouth	68 75		
												281	N	Georgia St.	69 59		
												314	H	Air Force	65 44		
												342	A	Incarinate Word	66 47		
LAST 12 Division I GAMES:																	
				223	A	Miami (OH)	61 72	154	H	Western Mich.	67 76						
				144	H	Kent St.	67 86	266	H	Monmouth	68 75						
				109	H	Toledo	49 66	235	H	St. Bonaventure	75 56						
				81	A	Northern Ill.	73 85	189	H	Detroit	64 77						
				314	H	Air Force	65 44	342	A	Incarinate Word	66 47						
				107	A	Purdue	50 77	110	N	Northern Colo.	57 58						

Non-Div I Games: Ferris St. 68 50

Eastern Mich.

Average RPI Win:	253	WON-LOST	WINNING	LAST 10	STRENGTH OF	OPP. STRENGTH	TEAM	ADJ.	CONF.	ADJ CONF.
Average RPI Loss:	48	RECORD	PCT. RANK	GAMES	SCHEDULE	OF SCHEDULE	RPI	RPI	RPI	RPI
DIV. I ONLY	8- 7	147	6- 4	115	186	117	117	17	17	
DIV. I NON-CONF.	4- 6	208	2- 4	44	169	117	117	18	18	
TOTALS	RPI 1-25	RPI 26-50	W-L RECORDS	RPI 51-100	RPI 101-150	RPI 150+				
8- 7	0- 2	0- 2	OVERALL	0- 2	1- 1	7- 0				
4- 1	0- 0	0- 0	HOME	0- 0	1- 1	3- 0				
3- 4	0- 1	0- 1	AWAY	0- 2	0- 0	3- 0				
1- 2	0- 1	0- 1	NEUTRAL	0- 0	0- 0	1- 0				
4- 6	0- 2	0- 2	NON-CONFERENCE	0- 1	0- 1	4- 0				
1- 1	0- 0	0- 0	HOME	0- 0	0- 1	1- 0				
2- 3	0- 1	0- 1	AWAY	0- 1	0- 0	2- 0				
1- 2	0- 1	0- 1	NEUTRAL	0- 0	0- 0	1- 0				
4- 1	0- 0	0- 0	CONFERENCE	0- 1	1- 0	3- 0				
3- 0	0- 0	0- 0	HOME	0- 0	1- 0	2- 0				
1- 1	0- 0	0- 0	AWAY	0- 1	0- 0	1- 0				
0- 0	0- 0	0- 0	NEUTRAL	0- 0	0- 0	0- 0				

RPI 1-25				RPI 26-50				RPI 51-100				RPI 101+ Team's RPI: 117			
RPI	S	Opponent	Score	RPI	S	Opponent	Score	RPI	S	Opponent	Score	RPI	S	Opponent	Score
5	A	Washington	52 100	34	A	Tulane	51 63	54	A	Boise St.	64 67	104	H	Gonzaga	54 73
22	N	Elon	55 76	35	N	Drake	78 93	79	A	Montana St.	83 88	132	H	Idaho	67 57
												187	H	Idaho St.	58 41
												196	A	CSUN	71 57
												247	N	Furman	68 56
												254	H	Weber St.	99 85
												326	A	Utah Valley	83 50
												331	A	Montana	60 46
												347	H	Cal St. Fullerton	84 67
LAST 12 Division I GAMES:															
				187	H	Idaho St.	58 41					254	H	Weber St.	99 85
				331	A	Montana	60 46					104	H	Gonzaga	54 73
				79	A	Montana St.	83 88					347	H	Cal St. Fullerton	84 67
				132	H	Idaho	67 57					196	A	CSUN	71 57
				35	N	Drake	78 93					54	A	Boise St.	64 67
				34	A	Tulane	51 63					326	A	Utah Valley	83 50

Non-Div I Games: Multnomah 88 30

Eastern Wash.

■ Loss,
 ■ Non-Conf,
 ■ S Site,
 ■ Home
 ■ A Away
 N Neutral

Average RPI Win: 144	WON-LOST	WINNING	LAST 10	STRENGTH OF	OPP. STRENGTH	TEAM	ADJ.	CONF.	ADJ CONF.
Average RPI Loss: 41	RECORD	PCT. RANK	GAMES	SCHEDULE	OF SCHEDULE	RPI	RPI	RPI	RPI
DIV. I ONLY	12- 4	52	2- 0	34	71	22	22	8	8
DIV. I NON-CONF.	7- 4	114	2- 0	27	69	35	35	8	8
TOTALS	RPI 1-25	RPI 26-50	W-L RECORDS	RPI 51-100	RPI 101-150	RPI 150+			
12- 4	0- 1	0- 1	OVERALL	4- 2	2- 0	6- 0			
5- 1	0- 0	0- 0	HOME	2- 1	1- 0	2- 0			
5- 3	0- 1	0- 1	AWAY	2- 1	0- 0	3- 0			
2- 0	0- 0	0- 0	NEUTRAL	0- 0	1- 0	1- 0			
7- 4	0- 1	0- 1	NON-CONFERENCE	2- 2	1- 0	4- 0			
2- 1	0- 0	0- 0	HOME	1- 1	0- 0	1- 0			
3- 3	0- 1	0- 1	AWAY	1- 1	0- 0	2- 0			
2- 0	0- 0	0- 0	NEUTRAL	0- 0	1- 0	1- 0			
5- 0	0- 0	0- 0	CONFERENCE	2- 0	1- 0	2- 0			
3- 0	0- 0	0- 0	HOME	1- 0	1- 0	1- 0			
2- 0	0- 0	0- 0	AWAY	1- 0	0- 0	1- 0			
0- 0	0- 0	0- 0	NEUTRAL	0- 0	0- 0	0- 0			

RPI	S	Opponent	Score	RPI	S	Opponent	Score	RPI	S	Opponent	Score	RPI	S	Opponent	Score
8	A	Duke	61 68	29	A	Green Bay	56 71	61	H	Bucknell	64 58	117	N	Eastern Wash.	76 55
								62	A	North Carolina	73 78	135	H	Delaware	69 42
								64	A	Drexel	48 45	167	A	Col. of Charleston	84 56
								64	H	Drexel	75 65	167	H	Col. of Charleston	70 57
								66	H	Wake Forest	68 78	168	H	Rutgers	66 54
								91	A	Central Mich.	71 57	200	N	Akron	65 62
												216	A	ETSU	79 51
												281	A	Georgia St.	84 67
LAST 12 Division I GAMES:															
117	N	Eastern Wash.	76 55	91	A	Central Mich.	71 57								
64	H	Drexel	75 65	281	A	Georgia St.	84 67								
167	A	Col. of Charleston	84 56	200	N	Akron	65 62								
135	H	Delaware	69 42	216	A	ETSU	79 51								
64	A	Drexel	48 45	8	A	Duke	61 68								
167	H	Col. of Charleston	70 57	62	A	North Carolina	73 78								

Non-Div I Games: King (TN) 93 47

Elon

Average RPI Win: 272	WON-LOST	WINNING	LAST 10	STRENGTH OF	OPP. STRENGTH	TEAM	ADJ.	CONF.	ADJ CONF.
Average RPI Loss: 141	RECORD	PCT. RANK	GAMES	SCHEDULE	OF SCHEDULE	RPI	RPI	RPI	RPI
DIV. I ONLY	6- 10	232	4- 5	219	249	258	258	16	16
DIV. I NON-CONF.	4- 6	208	4- 1	257	315	259	259	14	14
TOTALS	RPI 1-25	RPI 26-50	W-L RECORDS	RPI 51-100	RPI 101-150	RPI 150+			
6- 10	0- 1	0- 2	OVERALL	0- 1	0- 2	6- 4			
4- 5	0- 0	0- 0	HOME	0- 0	0- 1	4- 4			
2- 5	0- 0	0- 1	AWAY	0- 0	0- 0	2- 0			
0- 0	0- 0	0- 0	NEUTRAL	0- 0	0- 0	0- 0			
4- 6	0- 1	0- 1	NON-CONFERENCE	0- 0	0- 1	4- 3			
2- 3	0- 0	0- 0	HOME	0- 0	0- 0	2- 3			
2- 3	0- 1	0- 1	AWAY	0- 0	0- 1	2- 0			
0- 0	0- 0	0- 0	NEUTRAL	0- 0	0- 0	0- 0			
2- 4	0- 0	0- 1	CONFERENCE	0- 1	0- 1	2- 1			
2- 2	0- 0	0- 0	HOME	0- 0	0- 1	2- 1			
0- 2	0- 0	0- 1	AWAY	0- 1	0- 0	0- 0			
0- 0	0- 0	0- 0	NEUTRAL	0- 0	0- 0	0- 0			

RPI 1-25				RPI 26-50				RPI 51-100				RPI 101+ Team's RPI: 258			
RPI	S	Opponent	Score	RPI	S	Opponent	Score	RPI	S	Opponent	Score	RPI	S	Opponent	Score
13	A	Louisville	47 89	35	A	Drake	65 82	53	A	UNI	40 54	146	A	Ball St.	49 84
				50	A	Northwestern	66 88					149	H	Missouri St.	41 77
												164	H	Indiana St.	57 41
												173	H	Cleveland St.	62 66
												208	H	Wichita St.	67 74
												246	A	Murray St.	82 77
												272	H	Austin Peay	68 54
												276	H	Southeast Mo. St.	74 76
												287	H	Loyola Chicago	67 36
												303	H	Eastern Ill.	63 73
												316	A	Valparaiso	70 65
												348	H	Alabama A&M	63 54
LAST 12 Division I GAMES:															
149	H	Missouri St.	41 77	208	H	Wichita St.	67 74	13	A	Louisville	47 89				
53	A	UNI	40 54	272	H	Austin Peay	68 54	246	A	Murray St.	82 77				
35	A	Drake	65 82	316	A	Valparaiso	70 65	50	A	Northwestern	66 88				
287	H	Loyola Chicago	67 36												
164	H	Indiana St.	57 41												
348	H	Alabama A&M	63 54												

Non-Div I Games: Oakland City 108 68

Evansville

■ Loss,
 ■ Non-Conf, S Site,
 ■ Home
 ■ Away
 N Neutral

Average RPI Win:	220	WON-LOST	WINNING	LAST 10	STRENGTH OF	OPP. STRENGTH	TEAM	ADJ.	CONF.	ADJ CONF.
Average RPI Loss:	98	RECORD	PCT. RANK	GAMES	SCHEDULE	OF SCHEDULE	RPI	RPI	RPI	RPI
DIV. I ONLY	11- 6	101	0- 1	181	139	108	108	23	23	
DIV. I NON-CONF.	9- 6	126	0- 1	167	127	130	130	24	24	
TOTALS	RPI 1-25	RPI 26-50	W-L RECORDS	RPI 51-100	RPI 101-150	RPI 150+				
11- 6	0- 0	0- 2	OVERALL	1- 1	2- 2	8- 1				
7- 0	0- 0	0- 0	HOME	1- 0	1- 0	5- 0				
4- 3	0- 0	0- 1	AWAY	0- 0	1- 1	3- 1				
0- 3	0- 0	0- 1	NEUTRAL	0- 1	0- 1	0- 0				
9- 6	0- 0	0- 2	NON-CONFERENCE	1- 1	2- 2	6- 1				
7- 0	0- 0	0- 0	HOME	1- 0	1- 0	5- 0				
2- 3	0- 0	0- 1	AWAY	0- 0	1- 1	1- 1				
0- 3	0- 0	0- 1	NEUTRAL	0- 1	0- 1	0- 0				
2- 0	0- 0	0- 0	CONFERENCE	0- 0	0- 0	2- 0				
0- 0	0- 0	0- 0	HOME	0- 0	0- 0	0- 0				
2- 0	0- 0	0- 0	AWAY	0- 0	0- 0	2- 0				
0- 0	0- 0	0- 0	NEUTRAL	0- 0	0- 0	0- 0				

RPI 1-25			RPI 26-50			RPI 51-100			RPI 101+			Team's RPI: 108
RPI	S	Opponent	Score	RPI	S	Opponent	Score	RPI	S	Opponent	Score	
30	N	Ohio St.	66 79	75	N	George Washington	47 76	110	A	Northern Colo.	74 77	
48	A	Quinnipiac	56 66	100	H	Chattanooga	68 55	113	H	Hampton	60 49	
								130	A	Hartford	70 63	
								144	N	Kent St.	64 77	
								165	H	UC Riverside	60 45	
								182	A	Illinois	73 82	
								188	A	Stetson	84 71	
								224	H	Siena	66 42	
								260	H	FIU	89 42	
								294	A	Lipscomb	90 63	
								304	H	N.C. A&T	67 41	
								318	A	Fla. Atlantic	65 50	
								321	H	Savannah St.	89 40	
LAST 12 Division I GAMES:												
294	A	Lipscomb	90 63	75	N	George Washington	47 76					
188	A	Stetson	84 71	182	A	Illinois	73 82					
321	H	Savannah St.	89 40	304	H	N.C. A&T	67 41					
165	H	UC Riverside	60 45	318	A	Fla. Atlantic	65 50					
113	H	Hampton	60 49	224	H	Siena	66 42					
100	H	Chattanooga	68 55	144	N	Kent St.	64 77					

Non-Div I Games: St. Thomas (FL) 71 48 Ave Maria 101 34

FGCU

Loss, Non-Conf, S Site, H Home A Away N Neutral

Average RPI Win:	279	WON-LOST	WINNING	LAST 10	STRENGTH OF	OPP. STRENGTH	TEAM	ADJ.	CONF.	ADJ CONF.
Average RPI Loss:	116	RECORD	PCT. RANK	GAMES	SCHEDULE	OF SCHEDULE	RPI	RPI	RPI	RPI
DIV. I ONLY	4- 12	288	3- 7	83	227	260	260	15	15	
DIV. I NON-CONF.	2- 9	293	2- 5	34	216	245	245	16	16	
TOTALS	RPI 1-25	RPI 26-50	W-L RECORDS	RPI 51-100	RPI 101-150	RPI 150+				
4- 12	0- 2	0- 1	OVERALL	0- 2	0- 3	4- 4				
4- 8	0- 1	0- 1	HOME	0- 1	0- 2	4- 3				
0- 4	0- 1	0- 0	AWAY	0- 1	0- 1	0- 1				
0- 0	0- 0	0- 0	NEUTRAL	0- 0	0- 0	0- 0				
2- 9	0- 2	0- 1	NON-CONFERENCE	0- 1	0- 3	2- 2				
2- 7	0- 1	0- 1	HOME	0- 1	0- 2	2- 2				
0- 2	0- 1	0- 0	AWAY	0- 0	0- 1	0- 0				
0- 0	0- 0	0- 0	NEUTRAL	0- 0	0- 0	0- 0				
2- 3	0- 0	0- 0	CONFERENCE	0- 1	0- 0	2- 2				
2- 1	0- 0	0- 0	HOME	0- 0	0- 0	2- 1				
0- 2	0- 0	0- 0	AWAY	0- 1	0- 0	0- 1				
0- 0	0- 0	0- 0	NEUTRAL	0- 0	0- 0	0- 0				

RPI 1-25			RPI 26-50			RPI 51-100			RPI 101+			Team's RPI: 260
RPI	S	Opponent	Score	RPI	S	Opponent	Score	RPI	S	Opponent	Score	
16	H	Miami (FL)	49 69	45	H	Georgetown	53 66	57	H	Jacksonville	56 71	108 A FGCU 42 89
20	A	South Fla.	41 91					96	A	Western Ky.	38 90	112 H UCF 52 69
												122 H George Mason 51 67
												160 H UTSA 61 70
												177 H Texas Southern 62 70
												229 A Marshall 52 70
												238 H Massachusetts 58 57
												254 H Weber St. 61 64
												278 H Robert Morris 59 57
												282 H UTEP 88 87
												318 H Fla. Atlantic 74 65
LAST 12 Division I GAMES:												
282	H	UTEP	88 87	160	H	UTSA	61 70					
318	H	Fla. Atlantic	74 65	177	H	Texas Southern	62 70					
96	A	Western Ky.	38 90	16	H	Miami (FL)	49 69					
229	A	Marshall	52 70	57	H	Jacksonville	56 71					
122	H	George Mason	51 67	20	A	South Fla.	41 91					
238	H	Massachusetts	58 57	278	H	Robert Morris	59 57					

Non-Div I Games:

FIU

Average RPI Win:	249	WON-LOST	WINNING	LAST 10	STRENGTH OF	OPP. STRENGTH	TEAM	ADJ.	CONF.	ADJ CONF.
Average RPI Loss:	168	RECORD	PCT. RANK	GAMES	SCHEDULE	OF SCHEDULE	RPI	RPI	RPI	RPI
DIV. I ONLY	8- 8	160	5- 5	246	271	190	190	18	18	
DIV. I NON-CONF.	3- 6	230	0- 5	264	256	253	253	17	17	
TOTALS	RPI 1-25	RPI 26-50	W-L RECORDS	RPI 51-100	RPI 101-150	RPI 150+				
8- 8	0- 0	0- 2	OVERALL	0- 0	1- 0	7- 6				
4- 2	0- 0	0- 0	HOME	0- 0	0- 0	4- 2				
4- 6	0- 0	0- 2	AWAY	0- 0	1- 0	3- 4				
0- 0	0- 0	0- 0	NEUTRAL	0- 0	0- 0	0- 0				
3- 6	0- 0	0- 2	NON-CONFERENCE	0- 0	0- 0	3- 4				
1- 2	0- 0	0- 0	HOME	0- 0	0- 0	1- 2				
2- 4	0- 0	0- 2	AWAY	0- 0	0- 0	2- 2				
0- 0	0- 0	0- 0	NEUTRAL	0- 0	0- 0	0- 0				
5- 2	0- 0	0- 0	CONFERENCE	0- 0	1- 0	4- 2				
3- 0	0- 0	0- 0	HOME	0- 0	0- 0	3- 0				
2- 2	0- 0	0- 0	AWAY	0- 0	1- 0	1- 2				
0- 0	0- 0	0- 0	NEUTRAL	0- 0	0- 0	0- 0				

RPI S	Opponent	Score	RPI S	Opponent	Score	RPI S	Opponent	Score	RPI S	Opponent	Score	Team's RPI: 190
			31	A Harvard	44 58				138	A Rider	68 67	
			33	A Temple	59 73				171	A Albany (NY)	45 59	
									180	H Sacred Heart	44 56	
									191	A La Salle	61 68	
									215	H Iona	68 59	
									224	A Siena	52 67	
									224	H Siena	61 57	
									232	H Manhattan	71 56	
									240	A Marist	55 71	
									244	H Loyola Maryland	58 57	
									266	A Monmouth	71 68	
									271	H Rhode Island	65 72	
									337	A UMass Lowell	65 41	
									338	A Mt. St. Mary's	70 57	
LAST 12 Division I GAMES:												
			232	H Manhattan	71 56				138	A Rider	68 67	
			224	H Siena	61 57				171	A Albany (NY)	45 59	
			266	A Monmouth	71 68				215	H Iona	68 59	
			240	A Marist	55 71				224	A Siena	52 67	
			33	A Temple	59 73				31	A Harvard	44 58	
			191	A La Salle	61 68				271	H Rhode Island	65 72	

Non-Div I Games:

Fairfield

Ralphie Brown				Through Games of Jan. 15, 1917						
Average RPI Win:	323	WON-LOST	WINNING	LAST 10	STRENGTH OF	OPP. STRENGTH	TEAM	ADJ.	CONF.	ADJ CONF.
Average RPI Loss:	253	RECORD	PCT. RANK	GAMES	SCHEDULE	OF SCHEDULE	RPI	RPI	RPI	RPI
DIV. I ONLY	3- 12	307	1- 9	347	346	346	346	346	32	32
DIV. I NON-CONF.	2- 8	288	0- 7	345	334	347	347	347	32	32

TOTALS	RPI 1-25	RPI 26-50		W-L RECORDS		RPI 51-100	RPI 101-150		RPI 150+	
3- 12	0- 0	0- 0		OVERALL		0- 0	0- 0		3- 12	
1- 6	0- 0	0- 0		HOME		0- 0	0- 0		1- 6	
2- 6	0- 0	0- 0		AWAY		0- 0	0- 0		2- 6	
0- 0	0- 0	0- 0		NEUTRAL		0- 0	0- 0		0- 0	
2- 8	0- 0	0- 0		NON-CONFERENCE		0- 0	0- 0		2- 8	
1- 3	0- 0	0- 0		HOME		0- 0	0- 0		1- 3	
1- 5	0- 0	0- 0		AWAY		0- 0	0- 0		1- 5	
0- 0	0- 0	0- 0		NEUTRAL		0- 0	0- 0		0- 0	
1- 4	0- 0	0- 0		CONFERENCE		0- 0	0- 0		1- 4	
0- 3	0- 0	0- 0		HOME		0- 0	0- 0		0- 3	
1- 1	0- 0	0- 0		AWAY		0- 0	0- 0		1- 1	
0- 0	0- 0	0- 0		NEUTRAL		0- 0	0- 0		0- 0	

RPI 1-25				RPI 26-50				RPI 51-100				RPI 101+ Team's RPI: 346			
RPI	S	Opponent	Score	RPI	S	Opponent	Score	RPI	S	Opponent	Score	RPI	S	Opponent	Score
												174	A	New Mexico	56 83
												176	A	Army West Point	58 86
												192	H	Binghamton	69 80
												231	H	Saint Francis (PA)	79 82
												245	H	Howard	68 71
												266	A	Monmouth	63 72
												268	H	Bryant	48 56
												277	A	Central Conn. St.	49 68
												278	H	Robert Morris	64 66
												283	A	Saint Peter's	43 65
												307	H	Longwood	75 59
												314	H	Air Force	48 56
												319	A	NJIT	66 61
												337	A	UMass Lowell	55 61
												344	A	Wagner	59 53
LAST 12 Division I GAMES:															
				268	H	Bryant	48 56	277	A	Central Conn. St.	49 68				
				344	A	Wagner	59 53	266	A	Monmouth	63 72				
				278	H	Robert Morris	64 66	337	A	UMass Lowell	55 61				
				231	H	Saint Francis (PA)	79 82	192	H	Binghamton	69 80				
				245	H	Howard	68 71	176	A	Army West Point	58 86				
				283	A	Saint Peter's	43 65	314	H	Air Force	48 56				

Non-Div I Games: Queens (NY)

54 70

Fairleigh Dickinson

Loss, Non-Conf, S Site, H Home A Away N Neutral

Average RPI Win:	267	WON-LOST	WINNING	LAST 10	STRENGTH OF	OPP. STRENGTH	TEAM	ADJ.	CONF.	ADJ CONF.
Average RPI Loss:	185	RECORD	PCT. RANK	GAMES	SCHEDULE	OF SCHEDULE	RPI	RPI	RPI	RPI
DIV. I ONLY	3- 12	307	1- 9	194	333	318	318	15	15	
DIV. I NON-CONF.	3- 7	250	2- 5	155	346	290	290	16	16	
TOTALS	RPI 1-25	RPI 26-50	W-L RECORDS	RPI 51-100	RPI 101-150	RPI 150+				
3- 12	0- 0	0- 0	OVERALL	0- 1	0- 3	3- 8				
3- 5	0- 0	0- 0	HOME	0- 0	0- 1	3- 4				
0- 7	0- 0	0- 0	AWAY	0- 1	0- 2	0- 4				
0- 0	0- 0	0- 0	NEUTRAL	0- 0	0- 0	0- 0				
3- 7	0- 0	0- 0	NON-CONFERENCE	0- 0	0- 3	3- 4				
3- 3	0- 0	0- 0	HOME	0- 0	0- 1	3- 2				
0- 4	0- 0	0- 0	AWAY	0- 0	0- 2	0- 2				
0- 0	0- 0	0- 0	NEUTRAL	0- 0	0- 0	0- 0				
0- 5	0- 0	0- 0	CONFERENCE	0- 1	0- 0	0- 4				
0- 2	0- 0	0- 0	HOME	0- 0	0- 0	0- 2				
0- 3	0- 0	0- 0	AWAY	0- 1	0- 0	0- 2				
0- 0	0- 0	0- 0	NEUTRAL	0- 0	0- 0	0- 0				

RPI S	Opponent	Score	RPI S	Opponent	Score	RPI S	Opponent	Score	RPI S	Opponent	Score	Team's RPI: 318
						96	A Western Ky.	55 76	108	H FGCU	50 65	
									111	A Arizona	67 77	
									123	A Mercer	57 74	
									160	H UTSA	62 72	
									164	H Indiana St.	70 67	
									193	H UMES	59 76	
									194	A Grand Canyon	60 81	
									214	H Richmond	67 77	
									229	A Marshall	53 76	
									249	A North Florida	88 95	
									260	A FIU	65 74	
									282	H UTEP	50 51	
									297	H Jacksonville St.	63 55	
									341	H Jackson St.	67 58	
LAST 12 Division I GAMES:												
160	H UTSA	62 72	282	H UTEP	50 51							
260	A FIU	65 74	108	H FGCU	50 65							
229	A Marshall	53 76	194	A Grand Canyon	60 81							
96	A Western Ky.	55 76	111	A Arizona	67 77							
193	H UMES	59 76	214	H Richmond	67 77							
341	H Jackson St.	67 58	297	H Jacksonville St.	63 55							

Non-Div I Games: Fla. Memorial 84 64

Fla. Atlantic

Average RPI Win:	212	WON-LOST	WINNING	LAST 10	STRENGTH OF	OPP. STRENGTH	TEAM	ADJ.	CONF.	ADJ CONF.
Average RPI Loss:	24	RECORD	PCT. RANK	GAMES	SCHEDULE	OF SCHEDULE	RPI	RPI	RPI	RPI
DIV. I ONLY	9- 9	160	3- 7	32	55	70	70	3	3	
DIV. I NON-CONF.	9- 4	85	4- 3	133	152	61	61	2	2	
TOTALS	RPI 1-25	RPI 26-50	W-L RECORDS	RPI 51-100	RPI 101-150	RPI 150+				
9- 9	0- 6	1- 2	OVERALL	2- 1	0- 0	6- 0				
1- 3	0- 2	0- 1	HOME	0- 0	0- 0	1- 0				
2- 5	0- 4	0- 1	AWAY	1- 0	0- 0	1- 0				
6- 1	0- 0	1- 0	NEUTRAL	1- 1	0- 0	4- 0				
9- 4	0- 2	1- 1	NON-CONFERENCE	2- 1	0- 0	6- 0				
1- 0	0- 0	0- 0	HOME	0- 0	0- 0	1- 0				
2- 3	0- 2	0- 1	AWAY	1- 0	0- 0	1- 0				
6- 1	0- 0	1- 0	NEUTRAL	1- 1	0- 0	4- 0				
0- 5	0- 4	0- 1	CONFERENCE	0- 0	0- 0	0- 0				
0- 3	0- 2	0- 1	HOME	0- 0	0- 0	0- 0				
0- 2	0- 2	0- 0	AWAY	0- 0	0- 0	0- 0				
0- 0	0- 0	0- 0	NEUTRAL	0- 0	0- 0	0- 0				

RPI 1-25				RPI 26-50				RPI 51-100				RPI 101+			
RPI	S	Opponent	Score	RPI	S	Opponent	Score	RPI	S	Opponent	Score	RPI	S	Opponent	Score
3	H	South Carolina	62 81	27	H	Texas A&M	59 67	65	N	Indiana	88 102	202	N	South Ala.	85 33
4	A	Mississippi St.	49 82	33	N	Temple	83 76	76	N	Long Beach St.	83 53	206	N	Wofford	74 51
6	A	Florida St.	58 83	50	A	Northwestern	68 73	100	A	Chattanooga	72 61	304	N	N.C. A&T	67 38
18	A	LSU	67 78									317	A	Arkansas St.	71 60
21	H	Auburn	75 82									325	H	Southeastern La.	102 51
24	A	Arizona St.	63 69									349	N	Florida A&M	78 65
LAST 12 Division I GAMES:															
4	A	Mississippi St.	49 82	27	H	Texas A&M	59 67	65	N	Indiana	88 102	304	N	N.C. A&T	67 38
3	H	South Carolina	62 81					6	A	Florida St.	58 83	24	A	Arizona St.	63 69
18	A	LSU	67 78					76	N	Long Beach St.	83 53				
21	H	Auburn	75 82												
325	H	Southeastern La.	102 51												
349	N	Florida A&M	78 65												

Non-Div I Games:

Florida

■ Loss,
 ■ Non-Conf,
 ■ S Site,
 ■ H Home
 ■ A Away
 N Neutral

Average RPI Win:	345	WON-LOST	WINNING	LAST 10	STRENGTH OF	OPP. STRENGTH	TEAM	ADJ.	CONF.	ADJ CONF.
Average RPI Loss:	231	RECORD	PCT. RANK	GAMES	SCHEDULE	OF SCHEDULE	RPI	RPI	RPI	RPI
DIV. I ONLY	1- 14	339	1- 8	335	318	349	349	31	31	
DIV. I NON-CONF.	0- 11	335	0- 6	288	317	348	348	31	31	
TOTALS	RPI 1-25	RPI 26-50	W-L RECORDS	RPI 51-100	RPI 101-150	RPI 150+				
1- 14	0- 0	0- 0	OVERALL	0- 1	0- 1	1- 12				
1- 5	0- 0	0- 0	HOME	0- 0	0- 0	1- 5				
0- 5	0- 0	0- 0	AWAY	0- 0	0- 1	0- 4				
0- 4	0- 0	0- 0	NEUTRAL	0- 1	0- 0	0- 3				
0- 11	0- 0	0- 0	NON-CONFERENCE	0- 1	0- 1	0- 9				
0- 4	0- 0	0- 0	HOME	0- 0	0- 0	0- 4				
0- 3	0- 0	0- 0	AWAY	0- 0	0- 1	0- 2				
0- 4	0- 0	0- 0	NEUTRAL	0- 1	0- 0	0- 3				
1- 3	0- 0	0- 0	CONFERENCE	0- 0	0- 0	1- 3				
1- 1	0- 0	0- 0	HOME	0- 0	0- 0	1- 1				
0- 2	0- 0	0- 0	AWAY	0- 0	0- 0	0- 2				
0- 0	0- 0	0- 0	NEUTRAL	0- 0	0- 0	0- 0				

RPI 1-25			RPI 26-50			RPI 51-100			RPI 101+			Team's RPI: 349
RPI	S	Opponent	Score	RPI	S	Opponent	Score	RPI	S	Opponent	Score	
						70 N Florida	65 78	124 A		Alabama	46 81	
								162 H		Omaha	50 70	
								207 N		Stony Brook	49 80	
								214 N		Richmond	51 64	
								226 H		Morehead St.	48 53	
								229 A		Marshall	67 77	
								245 A		Howard	58 72	
								249 A		North Florida	60 71	
								288 H		Coppin St.	62 70	
								296 H		Western Caro.	61 62	
								297 N		Jacksonville St.	54 66	
								303 H		Eastern Ill.	50 66	
								321 A		Savannah St.	52 56	
								345 H		Morgan St.	51 48	
LAST 12 Division I GAMES:												
345 H		Morgan St.	51 48	321 A		Savannah St.	52 56					
288 H		Coppin St.	62 70	162 H		Omaha	50 70					
245 A		Howard	58 72	226 H		Morehead St.	48 53					
124 A		Alabama	46 81	296 H		Western Caro.	61 62					
70 N		Florida	65 78	297 N		Jacksonville St.	54 66					
207 N		Stony Brook	49 80	214 N		Richmond	51 64					

Non-Div I Games: Thomas (GA) 74 65 Stillman 69 59

Florida A&M

Average RPI Win:	122	WON-LOST	WINNING	LAST 10	STRENGTH OF	OPP. STRENGTH	TEAM	ADJ.	CONF.	ADJ CONF.
Average RPI Loss:	19	RECORD	PCT. RANK	GAMES	SCHEDULE	OF SCHEDULE	RPI	RPI	RPI	RPI
DIV. I ONLY	17- 2	9	9- 1	12	28	6	6	2	2	
DIV. I NON-CONF.	12- 1	7	6- 0	48	60	8	8	3	3	
TOTALS	RPI 1-25	RPI 26-50	W-L RECORDS	RPI 51-100	RPI 101-150	RPI 150+				
17- 2	3- 1	2- 1	OVERALL	4- 0	3- 0	5- 0				
8- 2	2- 1	0- 1	HOME	3- 0	0- 0	3- 0				
6- 0	1- 0	1- 0	AWAY	1- 0	2- 0	1- 0				
3- 0	0- 0	1- 0	NEUTRAL	0- 0	1- 0	1- 0				
12- 1	0- 1	2- 0	NON-CONFERENCE	3- 0	2- 0	5- 0				
6- 1	0- 1	0- 0	HOME	3- 0	0- 0	3- 0				
3- 0	0- 0	1- 0	AWAY	0- 0	1- 0	1- 0				
3- 0	0- 0	1- 0	NEUTRAL	0- 0	1- 0	1- 0				
5- 1	3- 0	0- 1	CONFERENCE	1- 0	1- 0	0- 0				
2- 1	2- 0	0- 1	HOME	0- 0	0- 0	0- 0				
3- 0	1- 0	0- 0	AWAY	1- 0	1- 0	0- 0				
0- 0	0- 0	0- 0	NEUTRAL	0- 0	0- 0	0- 0				

RPI 1-25				Team's RPI: 6		RPI 26-50				RPI 51-100				RPI 101+					
RPI	S	Opponent	Score		RPI	S	Opponent	Score		RPI	S	Opponent	Score		RPI	S	Opponent	Score	
1	H	UConn	76	78	32	N	Michigan	76	62	57	H	Jacksonville	90	47	104	N	Gonzaga	87	69
8	H	Duke	69	45	36	H	North Carolina St.	61	70	62	A	North Carolina	90	77	123	A	Mercer	83	40
13	H	Louisville	72	65	46	A	Minnesota	75	61	70	H	Florida	83	58	131	A	Clemson	86	27
16	A	Miami (FL)	81	66						77	H	James Madison	84	64	169	A	UAB	93	47
															249	H	North Florida	95	39
															296	H	Western Caro.	90	41
															297	H	Jacksonville St.	73	62
															324	N	Winthrop	98	35
LAST 12 Division I GAMES:																			
13	H	Louisville	72	65	131	A	Clemson	86	27										
8	H	Duke	69	45	249	H	North Florida	95	39										
62	A	North Carolina	90	77	169	A	UAB	93	47										
36	H	North Carolina St.	61	70	70	H	Florida	83	58										
16	A	Miami (FL)	81	66	296	H	Western Caro.	90	41										
123	A	Mercer	83	40	46	A	Minnesota	75	61										

Non-Div I Games:

Florida St.

■ Loss,
 ■ Non-Conf, S Site,
 ■ Home
 ■ Away
 N Neutral

Average RPI Win:	196	WON-LOST	WINNING	LAST 10	STRENGTH OF	OPP. STRENGTH	TEAM	ADJ.	CONF.	ADJ CONF.
Average RPI Loss:	75	RECORD	PCT. RANK	GAMES	SCHEDULE	OF SCHEDULE	RPI	RPI	RPI	RPI
DIV. I ONLY	15- 5	52	8- 2	185	70	95	95	12	12	
DIV. I NON-CONF.	9- 5	112	4- 3	115	50	113	113	13	13	
TOTALS	RPI 1-25	RPI 26-50	W-L RECORDS	RPI 51-100	RPI 101-150	RPI 150+				
15- 5	0- 1	0- 1	OVERALL	1- 2	2- 0	12- 1				
11- 2	0- 0	0- 0	HOME	1- 2	1- 0	9- 0				
3- 2	0- 1	0- 0	AWAY	0- 0	1- 0	2- 0				
1- 1	0- 0	0- 1	NEUTRAL	0- 0	0- 0	1- 0				
9- 5	0- 1	0- 1	NON-CONFERENCE	1- 2	0- 0	8- 1				
8- 2	0- 0	0- 0	HOME	1- 2	0- 0	7- 0				
0- 2	0- 1	0- 0	AWAY	0- 0	0- 0	0- 1				
1- 1	0- 0	0- 1	NEUTRAL	0- 0	0- 0	1- 0				
6- 0	0- 0	0- 0	CONFERENCE	0- 0	2- 0	4- 0				
3- 0	0- 0	0- 0	HOME	0- 0	1- 0	2- 0				
3- 0	0- 0	0- 0	AWAY	0- 0	1- 0	2- 0				
0- 0	0- 0	0- 0	NEUTRAL	0- 0	0- 0	0- 0				

RPI 1-25				RPI 26-50				RPI 51-100 Team's RPI: 95				RPI 101+			
RPI	S	Opponent	Score	RPI	S	Opponent	Score	RPI	S	Opponent	Score	RPI	S	Opponent	Score
2	A	Notre Dame	36 67	28	N	Texas Tech	50 59	58	H	Little Rock	65 43	122	A	George Mason	53 49
								63	H	Buffalo	54 58	129	H	Duquesne	64 51
								68	H	St. John's (NY)	45 59	153	H	Boston College	56 49
												170	H	Niagara	92 69
												171	H	Albany (NY)	89 82
												199	H	UNC Asheville	55 42
												205	H	Princeton	57 55
												214	H	Richmond	67 41
												215	A	Iona	46 55
												232	H	Manhattan	63 60
												235	A	St. Bonaventure	60 44
												247	H	Furman	60 47
												256	N	Grambling	59 53
												271	A	Rhode Island	74 69
												275	H	Davidson	85 72
LAST 12 Division I GAMES:															
214	H	Richmond	67 41	235	A	St. Bonaventure	60 44								
122	A	George Mason	53 49	170	H	Niagara	92 69								
275	H	Davidson	85 72	232	H	Manhattan	63 60								
271	A	Rhode Island	74 69	68	H	St. John's (NY)	45 59								
199	H	UNC Asheville	55 42	205	H	Princeton	57 55								
63	H	Buffalo	54 58	215	A	Iona	46 55								

Non-Div I Games:

Fordham

Average RPI Win:	307	WON-LOST	WINNING	LAST 10	STRENGTH OF	OPP. STRENGTH	TEAM	ADJ.	CONF.	ADJ CONF.
Average RPI Loss:	173	RECORD	PCT. RANK	GAMES	SCHEDULE	OF SCHEDULE	RPI	RPI	RPI	RPI
DIV. I ONLY	2- 14	328	2- 8	255	244	323	323	11	11	
DIV. I NON-CONF.	2- 9	293	2- 5	275	270	314	314	10	10	
TOTALS	RPI 1-25	RPI 26-50	W-L RECORDS	RPI 51-100	RPI 101-150	RPI 150+				
2- 14	0- 0	0- 1	OVERALL	0- 1	0- 3	2- 9				
0- 5	0- 0	0- 0	HOME	0- 1	0- 1	0- 3				
1- 8	0- 0	0- 1	AWAY	0- 0	0- 2	1- 5				
1- 1	0- 0	0- 0	NEUTRAL	0- 0	0- 0	1- 1				
2- 9	0- 0	0- 0	NON-CONFERENCE	0- 1	0- 1	2- 7				
0- 3	0- 0	0- 0	HOME	0- 1	0- 0	0- 2				
1- 5	0- 0	0- 0	AWAY	0- 0	0- 1	1- 4				
1- 1	0- 0	0- 0	NEUTRAL	0- 0	0- 0	1- 1				
0- 5	0- 0	0- 1	CONFERENCE	0- 0	0- 2	0- 2				
0- 2	0- 0	0- 0	HOME	0- 0	0- 1	0- 1				
0- 3	0- 0	0- 1	AWAY	0- 0	0- 1	0- 1				
0- 0	0- 0	0- 0	NEUTRAL	0- 0	0- 0	0- 0				

RPI 1-25			RPI 26-50			RPI 51-100			RPI 101+			Team's RPI: 323
RPI	S	Opponent	Score	RPI	S	Opponent	Score	RPI	S	Opponent	Score	
				41	A	South Dakota St.	51 73	98	H	Belmont	59 85	
								105	A	Oral Roberts	56 82	
								116	H	Western Ill.	53 75	
								144	A	Kent St.	55 66	
								154	A	Western Mich.	35 61	
								159	A	Wright St.	51 62	
								182	A	Illinois	33 56	
								185	H	Oakland	61 82	
								195	A	Butler	64 70	
								223	N	Miami (OH)	47 69	
								250	H	Coastal Caro.	57 72	
								267	A	North Dakota St.	56 68	
								305	N	Eastern Ky.	68 59	
								308	A	Ill.-Chicago	61 55	
								309	H	Denver	72 78	
LAST 12 Division I GAMES:												
267	A	North Dakota St.	56 68	309	H	Denver	72 78					
41	A	South Dakota St.	51 73	223	N	Miami (OH)	47 69					
105	A	Oral Roberts	56 82	308	A	Ill.-Chicago	61 55					
116	H	Western Ill.	53 75	154	A	Western Mich.	35 61					
305	N	Eastern Ky.	68 59	182	A	Illinois	33 56					
159	A	Wright St.	51 62	144	A	Kent St.	55 66					

Non-Div I Games: Defiance 76 58 Trine 71 80

Fort Wayne

Loss, Non-Conf, S Site, H Home A Away N Neutral

Average RPI Win:	226	WON-LOST	WINNING	LAST 10	STRENGTH OF	OPP. STRENGTH	TEAM	ADJ.	CONF.	ADJ CONF.
Average RPI Loss:	119	RECORD	PCT. RANK	GAMES	SCHEDULE	OF SCHEDULE	RPI	RPI	RPI	RPI
DIV. I ONLY	8- 7	147	5- 4	148	213	150	150	13	13	
DIV. I NON-CONF.	5- 4	144	3- 2	117	209	135	135	15	15	
TOTALS	RPI 1-25	RPI 26-50	W-L RECORDS	RPI 51-100	RPI 101-150	RPI 150+				
8- 7	0- 1	0- 0	OVERALL	1- 3	1- 0	6- 3				
3- 4	0- 0	0- 0	HOME	0- 1	1- 0	2- 3				
3- 3	0- 1	0- 0	AWAY	0- 2	0- 0	3- 0				
2- 0	0- 0	0- 0	NEUTRAL	1- 0	0- 0	1- 0				
5- 4	0- 1	0- 0	NON-CONFERENCE	1- 1	1- 0	3- 2				
1- 3	0- 0	0- 0	HOME	0- 1	1- 0	0- 2				
2- 1	0- 1	0- 0	AWAY	0- 0	0- 0	2- 0				
2- 0	0- 0	0- 0	NEUTRAL	1- 0	0- 0	1- 0				
3- 3	0- 0	0- 0	CONFERENCE	0- 2	0- 0	3- 1				
2- 1	0- 0	0- 0	HOME	0- 0	0- 0	2- 1				
1- 2	0- 0	0- 0	AWAY	0- 2	0- 0	1- 0				
0- 0	0- 0	0- 0	NEUTRAL	0- 0	0- 0	0- 0				

RPI 1-25				RPI 26-50				RPI 51-100				RPI 101+ Team's RPI: 150			
RPI	S	Opponent	Score	RPI	S	Opponent	Score	RPI	S	Opponent	Score	RPI	S	Opponent	Score
5	A	Washington	54 85					51	H	Utah	55 65	133	H	San Francisco	61 48
								54	A	Boise St.	66 67	172	A	Pacific	74 67
								94	A	Wyoming	48 70	174	H	New Mexico	54 80
								98	N	Belmont	62 53	196	H	CSUN	57 61
												222	H	San Jose St.	88 74
												254	A	Weber St.	60 57
												259	H	UC Santa Barbara	49 50
												289	A	Nevada	71 70
												314	H	Air Force	63 40
												328	N	UC Irvine	63 45
LAST 12 Division I GAMES:															
314	H	Air Force	63 40	54	A	Boise St.	66 67								
222	H	San Jose St.	88 74	259	H	UC Santa Barbara	49 50								
94	A	Wyoming	48 70	172	A	Pacific	74 67								
289	A	Nevada	71 70	5	A	Washington	54 85								
174	H	New Mexico	54 80	133	H	San Francisco	61 48								
254	A	Weber St.	60 57	328	N	UC Irvine	63 45								

Non-Div I Games: Biola 71 50 Cal St. Dom. Hills 73 60

Fresno St.

Loss, Non-Conf, S Site, H Home A Away N Neutral

Average RPI Win:	257	WON-LOST	WINNING	LAST 10	STRENGTH OF	OPP. STRENGTH	TEAM	ADJ.	CONF.	ADJ CONF.
Average RPI Loss:	148	RECORD	PCT. RANK	GAMES	SCHEDULE	OF SCHEDULE	RPI	RPI	RPI	RPI
DIV. I ONLY	7- 9	203	0- 1	258	210	247	247	21	21	
DIV. I NON-CONF.	4- 9	248	0- 1	266	158	301	301	22	22	
TOTALS	RPI 1-25	RPI 26-50	W-L RECORDS	RPI 51-100	RPI 101-150	RPI 150+				
7- 9	0- 0	0- 0	OVERALL	0- 4	0- 2	7- 3				
6- 2	0- 0	0- 0	HOME	0- 0	0- 1	6- 1				
1- 6	0- 0	0- 0	AWAY	0- 1	0- 0	1- 0				
0- 1	0- 0	0- 0	NEUTRAL	0- 0	0- 1	0- 0				
4- 9	0- 0	0- 0	NON-CONFERENCE	0- 4	0- 2	4- 3				
4- 2	0- 0	0- 0	HOME	0- 0	0- 1	4- 1				
0- 6	0- 0	0- 0	AWAY	0- 4	0- 0	0- 2				
0- 1	0- 0	0- 0	NEUTRAL	0- 0	0- 1	0- 0				
3- 0	0- 0	0- 0	CONFERENCE	0- 0	0- 0	3- 0				
2- 0	0- 0	0- 0	HOME	0- 0	0- 0	2- 0				
1- 0	0- 0	0- 0	AWAY	0- 0	0- 0	1- 0				
0- 0	0- 0	0- 0	NEUTRAL	0- 0	0- 0	0- 0				

RPI 1-25			RPI 26-50			RPI 51-100			RPI 101+			Team's RPI: 247
RPI	S	Opponent	Score	RPI	S	Opponent	Score	RPI	S	Opponent	Score	
						66 A Wake Forest	52 59	117 N Eastern Wash.		56 68		
						90 A Georgia	62 67	147 H VCU		61 75		
						91 A Central Mich.	71 81	199 H UNC Asheville		63 51		
						95 A Fordham	47 60	206 A Wofford		69 49		
								214 H Richmond		48 54		
								237 A UNCW		52 56		
								243 H Gardner-Webb		84 62		
								252 H USC Upstate		57 37		
								269 H UNCG		65 55		
								275 A Davidson		61 71		
								296 H Western Caro.		73 44		
								336 H N.C. Central		60 40		
LAST 12 Division I GAMES:												
206 A Wofford			69 49	91 A Central Mich.			71 81					
296 H Western Caro.			73 44	275 A Davidson			61 71					
269 H UNCG			65 55	237 A UNCW			52 56					
336 H N.C. Central			60 40	147 H VCU			61 75					
243 H Gardner-Webb			84 62	90 A Georgia			62 67					
214 H Richmond			48 54	199 H UNC Asheville			63 51					

Non-Div I Games: Bob Jones 95 45 Mars Hill 81 46 Newberry 67 41

Furman

Average RPI Win:	326	WON-LOST	WINNING	LAST 10	STRENGTH OF	OPP. STRENGTH	TEAM	ADJ.	CONF.	ADJ CONF.
Average RPI Loss:	176	RECORD	PCT. RANK	GAMES	SCHEDULE	OF SCHEDULE	RPI	RPI	RPI	RPI
DIV. I ONLY	4- 11	280	3- 7	273	329	306	306	19	19	
DIV. I NON-CONF.	3- 7	250	2- 5	250	330	289	289	19	19	
TOTALS	RPI 1-25	RPI 26-50	W-L RECORDS	RPI 51-100	RPI 101-150	RPI 150+				
4- 11	0- 0	0- 0	OVERALL	0- 2	0- 4	4- 5				
2- 5	0- 0	0- 0	HOME	0- 1	0- 2	2- 2				
2- 6	0- 0	0- 0	AWAY	0- 1	0- 2	2- 3				
0- 0	0- 0	0- 0	NEUTRAL	0- 0	0- 0	0- 0				
3- 7	0- 0	0- 0	NON-CONFERENCE	0- 1	0- 4	3- 2				
2- 2	0- 0	0- 0	HOME	0- 0	0- 2	2- 0				
1- 5	0- 0	0- 0	AWAY	0- 1	0- 2	1- 2				
0- 0	0- 0	0- 0	NEUTRAL	0- 0	0- 0	0- 0				
1- 4	0- 0	0- 0	CONFERENCE	0- 1	0- 0	1- 3				
0- 3	0- 0	0- 0	HOME	0- 1	0- 0	0- 2				
1- 1	0- 0	0- 0	AWAY	0- 0	0- 0	1- 1				
0- 0	0- 0	0- 0	NEUTRAL	0- 0	0- 0	0- 0				

RPI 1-25				RPI 26-50				RPI 51-100				RPI 101+				Team's RPI: 306	
RPI	S	Opponent	Score	RPI	S	Opponent	Score	RPI	S	Opponent	Score	RPI	S	Opponent	Score		
								83	H	Troy	86	89	112	H	UCF	54	74
								89	A	IUPUI	57	83	123	H	Mercer	56	77
												124	A	Alabama	48	66	
												131	A	Clemson	47	58	
												179	A	Louisiana	52	79	
												202	H	South Ala.	46	55	
												281	H	Georgia St.	54	58	
												297	A	Jacksonville St.	55	67	
												304	H	N.C. A&T	65	50	
												320	A	Charleston So.	54	55	
												321	A	Savannah St.	50	45	
												339	A	La.-Monroe	65	44	
												340	H	South Carolina St.	74	58	
LAST 12 Division I GAMES:																	
339	A	La.-Monroe	65	44	179	A	Louisiana	52	79								
83	H	Troy	86	89	320	A	Charleston So.	54	55								
202	H	South Ala.	46	55	321	A	Savannah St.	50	45								
281	H	Georgia St.	54	58	123	H	Mercer	56	77								
340	H	South Carolina St.	74	58	89	A	IUPUI	57	83								
112	H	UCF	54	74	124	A	Alabama	48	66								

Non-Div I Games: Thomas (GA) 106 43

Ga. Southern

■ Loss,
 ■ Non-Conf, S Site,
 ■ Home
 ■ Away
 N Neutral

Average RPI Win:	292	WON-LOST	WINNING	LAST 10	STRENGTH OF	OPP. STRENGTH	TEAM	ADJ.	CONF.	ADJ CONF.
Average RPI Loss:	158	RECORD	PCT. RANK	GAMES	SCHEDULE	OF SCHEDULE	RPI	RPI	RPI	RPI
DIV. I ONLY	4- 8	250	4- 5	253	265	243	243	28	28	
DIV. I NON-CONF.	2- 6	275	2- 4	168	262	212	212	27	27	
TOTALS	RPI 1-25	RPI 26-50	W-L RECORDS	RPI 51-100	RPI 101-150	RPI 150+				
4- 8	0- 1	0- 0	OVERALL	0- 1	0- 1	4- 5				
1- 1	0- 0	0- 0	HOME	0- 0	0- 0	1- 1				
3- 5	0- 1	0- 0	AWAY	0- 1	0- 0	3- 1				
0- 2	0- 0	0- 0	NEUTRAL	0- 0	0- 0	0- 2				
2- 6	0- 1	0- 0	NON-CONFERENCE	0- 0	0- 1	2- 4				
0- 0	0- 0	0- 0	HOME	0- 0	0- 0	0- 0				
2- 4	0- 1	0- 0	AWAY	0- 0	0- 1	2- 2				
0- 2	0- 0	0- 0	NEUTRAL	0- 0	0- 0	0- 2				
2- 2	0- 0	0- 0	CONFERENCE	0- 1	0- 0	2- 1				
1- 1	0- 0	0- 0	HOME	0- 0	0- 0	1- 1				
1- 1	0- 0	0- 0	AWAY	0- 1	0- 0	1- 0				
0- 0	0- 0	0- 0	NEUTRAL	0- 0	0- 0	0- 0				

RPI 1-25				RPI 26-50				RPI 51-100				RPI 101+ Team's RPI: 243			
RPI	S	Opponent	Score	RPI	S	Opponent	Score	RPI	S	Opponent	Score	RPI	S	Opponent	Score
25	A	Virginia Tech	42 76					92	A	Radford	57 67	112	A	UCF	52 66
												169	N	UAB	49 59
												175	N	Appalachian St.	67 72
												206	A	Wofford	66 75
												234	H	Presbyterian	55 56
												247	A	Furman	62 84
												252	A	USC Upstate	57 53
												296	A	Western Caro.	68 60
												307	A	Longwood	77 43
												312	H	Liberty	84 82
LAST 12 Division I GAMES:															
307	A	Longwood	77 43	312	H	Liberty	84 82	25	A	Virginia Tech	42 76				
234	H	Presbyterian	55 56	252	A	USC Upstate	57 53	206	A	Wofford	66 75				
92	A	Radford	57 67	175	N	Appalachian St.	67 72	169	N	UAB	49 59				
247	A	Furman	62 84												
296	A	Western Caro.	68 60												
112	A	UCF	52 66												

Non-Div I Games: Montreat 92 45 Southern Wesleyan 86 62 Converse 68 38

Gardner-Webb

George Mason

Through Games Of Jan. 15, 2017

Average RPI Win:	217	WON-LOST	WINNING	LAST 10	STRENGTH OF	OPP. STRENGTH	TEAM	ADJ.	CONF.	ADJ CONF.
Average RPI Loss:	102	RECORD	PCT. RANK	GAMES	SCHEDULE	OF SCHEDULE	RPI	RPI	RPI	RPI
DIV. I ONLY	10- 9	159	5- 5	88	233	122	122	12	12	
DIV. I NON-CONF.	7- 6	158	4- 2	113	237	123	123	13	13	
TOTALS	RPI 1-25	RPI 26-50	W-L RECORDS	RPI 51-100	RPI 101-150	RPI 150+				
10- 9	0- 0	0- 1	OVERALL	1- 4	2- 3	7- 1				
5- 4	0- 0	0- 0	HOME	1- 3	2- 1	2- 0				
5- 4	0- 0	0- 1	AWAY	0- 0	0- 2	5- 1				
0- 1	0- 0	0- 0	NEUTRAL	0- 1	0- 0	0- 0				
7- 6	0- 0	0- 1	NON-CONFERENCE	1- 2	1- 2	5- 1				
3- 2	0- 0	0- 0	HOME	1- 1	1- 1	1- 0				
4- 3	0- 0	0- 1	AWAY	0- 0	0- 1	4- 1				
0- 1	0- 0	0- 0	NEUTRAL	0- 1	0- 0	0- 0				
3- 3	0- 0	0- 0	CONFERENCE	0- 2	1- 1	2- 0				
2- 2	0- 0	0- 0	HOME	0- 2	1- 0	1- 0				
1- 1	0- 0	0- 0	AWAY	0- 0	0- 1	1- 0				
0- 0	0- 0	0- 0	NEUTRAL	0- 0	0- 0	0- 0				

RPI 1-25				RPI 26-50				RPI 51-100				RPI 101+ Team's RPI: 122			
RPI	S	Opponent	Score	RPI	S	Opponent	Score	RPI	S	Opponent	Score	RPI	S	Opponent	Score
				45	A	Georgetown	56 69	64	N	Drexel	71 82	111	H	Arizona	70 81
								74	H	SFA	76 77	118	H	Navy	68 64
								75	H	George Washington	71 79	135	A	Delaware	51 67
								92	H	Radford	70 56	139	A	Saint Louis	50 89
								95	H	Fordham	49 53	147	H	VCU	70 59
												183	A	Towson	75 79
												189	A	Detroit	55 54
												235	H	St. Bonaventure	52 49
												238	A	Massachusetts	66 55
												260	A	FIU	67 51
												261	H	Norfolk St.	60 33
												299	A	Illinois St.	72 46
												334	A	LIU Brooklyn	64 48
LAST 12 Division I GAMES:															
				75	H	George Washington	71 79	147	H	VCU	70 59				
				95	H	Fordham	49 53	118	H	Navy	68 64				
				139	A	Saint Louis	50 89	299	A	Illinois St.	72 46				
				235	H	St. Bonaventure	52 49	45	A	Georgetown	56 69				
				260	A	FIU	67 51	238	A	Massachusetts	66 55				
				64	N	Drexel	71 82	189	A	Detroit	55 54				

Non-Div I Games:

George Mason

■ Loss,
 ■ Non-Conf,
 ■ S Site,
 ■ H Home
 ■ A Away
 N Neutral

George Washington

Through Games Of Jan. 15, 2017

Average RPI Win:	169	WON-LOST	WINNING	LAST 10	STRENGTH OF	OPP. STRENGTH	TEAM	ADJ.	CONF.	ADJ CONF.
Average RPI Loss:	69	RECORD	PCT. RANK	GAMES	SCHEDULE	OF SCHEDULE	RPI	RPI	RPI	RPI
DIV. I ONLY	12- 6	89	6- 4	129	27	75	75	12	12	
DIV. I NON-CONF.	7- 5	138	3- 3	83	32	88	88	13	13	
TOTALS	RPI 1-25	RPI 26-50	W-L RECORDS	RPI 51-100	RPI 101-150	RPI 150+				
12- 6	0- 1	0- 3	OVERALL	2- 1	5- 0	5- 1				
7- 1	0- 1	0- 0	HOME	0- 0	2- 0	5- 0				
3- 4	0- 0	0- 2	AWAY	1- 1	2- 0	0- 1				
2- 1	0- 0	0- 1	NEUTRAL	1- 0	1- 0	0- 0				
7- 5	0- 1	0- 3	NON-CONFERENCE	2- 0	1- 0	4- 1				
4- 1	0- 1	0- 0	HOME	0- 0	0- 0	4- 0				
1- 3	0- 0	0- 2	AWAY	1- 0	0- 0	0- 1				
2- 1	0- 0	0- 1	NEUTRAL	1- 0	1- 0	0- 0				
5- 1	0- 0	0- 0	CONFERENCE	0- 1	4- 0	1- 0				
3- 0	0- 0	0- 0	HOME	0- 0	2- 0	1- 0				
2- 1	0- 0	0- 0	AWAY	0- 1	2- 0	0- 0				
0- 0	0- 0	0- 0	NEUTRAL	0- 0	0- 0	0- 0				

RPI 1-25				RPI 26-50				RPI 51-100 Team's RPI: 75				RPI 101+			
RPI	S	Opponent	Score	RPI	S	Opponent	Score	RPI	S	Opponent	Score	RPI	S	Opponent	Score
11	H	Stanford	52 71	41	A	South Dakota St.	55 60	72	A	Dayton	48 50	108	N	FGCU	76 47
				44	N	Syracuse	71 74	86	A	Villanova	72 69	122	A	George Mason	79 71
				45	A	Georgetown	57 72	96	N	Western Ky.	68 49	129	A	Duquesne	75 40
												147	H	VCU	81 67
												148	H	Saint Joseph's	53 44
												182	H	Illinois	72 56
												201	A	American	61 66
												205	H	Princeton	56 45
												244	H	Loyola Maryland	74 64
												275	H	Davidson	76 62
												288	H	Coppin St.	77 46
LAST 12 Division I GAMES:															
122	A	George Mason	79 71	275	H	Davidson	76 62								
72	A	Dayton	48 50	41	A	South Dakota St.	55 60								
148	H	Saint Joseph's	53 44	201	A	American	61 66								
129	A	Duquesne	75 40	182	H	Illinois	72 56								
244	H	Loyola Maryland	74 64	147	H	VCU	81 67								
11	H	Stanford	52 71	96	N	Western Ky.	68 49								

Non-Div I Games:

George Washington

■ Loss,
 ■ Non-Conf, S Site,
 ■ Home
 ■ Away
 N Neutral

Average RPI Win:	148	WON-LOST	WINNING	LAST 10	STRENGTH OF	OPP. STRENGTH	TEAM	ADJ.	CONF.	ADJ CONF.
Average RPI Loss:	45	RECORD	PCT. RANK	GAMES	SCHEDULE	OF SCHEDULE	RPI	RPI	RPI	RPI
DIV. I ONLY	10- 7	133	5- 5	20	50	45	45	7	7	
DIV. I NON-CONF.	8- 2	49	5- 0	17	86	6	6	7	7	
TOTALS	RPI 1-25	RPI 26-50	W-L RECORDS	RPI 51-100	RPI 101-150	RPI 150+				
10- 7	0- 2	0- 3	OVERALL	2- 2	4- 0	4- 0				
4- 3	0- 1	0- 1	HOME	1- 1	2- 0	1- 0				
4- 4	0- 1	0- 2	AWAY	0- 1	2- 0	2- 0				
2- 0	0- 0	0- 0	NEUTRAL	1- 0	0- 0	1- 0				
8- 2	0- 1	0- 1	NON-CONFERENCE	2- 0	3- 0	3- 0				
3- 0	0- 0	0- 0	HOME	1- 0	2- 0	0- 0				
3- 2	0- 1	0- 1	AWAY	0- 0	1- 0	2- 0				
2- 0	0- 0	0- 0	NEUTRAL	1- 0	0- 0	1- 0				
2- 5	0- 1	0- 2	CONFERENCE	0- 2	1- 0	1- 0				
1- 3	0- 1	0- 1	HOME	0- 1	0- 0	1- 0				
1- 2	0- 0	0- 1	AWAY	0- 1	1- 0	0- 0				
0- 0	0- 0	0- 0	NEUTRAL	0- 0	0- 0	0- 0				

RPI 1-25				RPI 26-50				Team's RPI: 45	RPI 51-100				RPI 101+			
RPI	S	Opponent	Score	RPI	S	Opponent	Score		RPI	S	Opponent	Score	RPI	S	Opponent	Score
15	H	DePaul	53 76	37	H	Marquette	77 84		68	H	St. John's (NY)	66 71	122	H	George Mason	69 56
25	A	Virginia Tech	63 73	38	A	Creighton	68 70		75	H	George Washington	72 57	124	H	Alabama	70 59
				46	A	Minnesota	60 68		86	A	Villanova	50 71	135	A	Delaware	54 46
									93	N	Penn St.	68 54	145	A	Providence	71 39
													159	N	Wright St.	67 60
													183	A	Towson	75 59
													186	H	Seton Hall	77 58
													260	A	FIU	66 53
LAST 12 Division I GAMES:																
68	H	St. John's (NY)	66 71	186	H	Seton Hall	77 58		124	H	Alabama	70 59				
145	A	Providence	71 39	122	H	George Mason	69 56		135	A	Delaware	54 46				
38	A	Creighton	68 70	183	A	Towson	75 59		93	N	Penn St.	68 54				
86	A	Villanova	50 71													
37	H	Marquette	77 84													
15	H	DePaul	53 76													

Non-Div I Games:

Georgetown

■ Loss,
 ■ Non-Conf, S Site,
 ■ Home
 ■ Away
 N Neutral

Average RPI Win:	176	WON-LOST	WINNING	LAST 10	STRENGTH OF	OPP. STRENGTH	TEAM	ADJ.	CONF.	ADJ CONF.
Average RPI Loss:	62	RECORD	PCT. RANK	GAMES	SCHEDULE	OF SCHEDULE	RPI	RPI	RPI	RPI
DIV. I ONLY	10- 8	143	5- 5	45	67	90	90	3	3	
DIV. I NON-CONF.	8- 5	124	4- 3	105	166	119	119	2	2	
TOTALS	RPI 1-25	RPI 26-50	W-L RECORDS	RPI 51-100	RPI 101-150	RPI 150+				
10- 8	0- 3	2- 2	OVERALL	1- 2	2- 0	5- 1				
8- 2	0- 0	1- 0	HOME	1- 1	2- 0	4- 1				
1- 5	0- 2	0- 2	AWAY	0- 1	0- 0	1- 0				
1- 1	0- 1	1- 0	NEUTRAL	0- 0	0- 0	0- 0				
8- 5	0- 1	1- 2	NON-CONFERENCE	1- 1	1- 0	5- 1				
6- 2	0- 0	0- 0	HOME	1- 1	1- 0	4- 1				
1- 2	0- 0	0- 2	AWAY	0- 0	0- 0	1- 0				
1- 1	0- 1	1- 0	NEUTRAL	0- 0	0- 0	0- 0				
2- 3	0- 2	1- 0	CONFERENCE	0- 1	1- 0	0- 0				
2- 0	0- 0	1- 0	HOME	0- 0	1- 0	0- 0				
0- 3	0- 2	0- 0	AWAY	0- 1	0- 0	0- 0				
0- 0	0- 0	0- 0	NEUTRAL	0- 0	0- 0	0- 0				

RPI 1-25				RPI 26-50				RPI 51-100				Team's RPI: 90	RPI 101+			
RPI	S	Opponent	Score	RPI	S	Opponent	Score	RPI	S	Opponent	Score		RPI	S	Opponent	Score
3	A	South Carolina	63 66	27	H	Texas A&M	69 59	56	A	Missouri	45 63		115	H	Vanderbilt	70 68
17	A	Kentucky	61 82	39	A	Oklahoma St.	51 71	80	H	BYU	81 51		123	H	Mercer	72 64
20	N	South Fla.	65 81	46	N	Minnesota	70 58	84	H	Virginia	43 66		161	A	Cincinnati	51 48
				49	A	Georgia Tech	45 52						227	H	Samford	59 65
													247	H	Furman	67 62
													296	H	Western Caro.	78 43
													322	H	Kennesaw St.	82 40
													340	H	South Carolina St.	64 50
LAST 12 Division I GAMES:																
3	A	South Carolina	63 66	17	A	Kentucky	61 82									
115	H	Vanderbilt	70 68	84	H	Virginia	43 66									
27	H	Texas A&M	69 59	161	A	Cincinnati	51 48									
56	A	Missouri	45 63	247	H	Furman	67 62									
296	H	Western Caro.	78 43	39	A	Oklahoma St.	51 71									
227	H	Samford	59 65	322	H	Kennesaw St.	82 40									

Non-Div I Games:

Georgia

Average RPI Win:	264	WON-LOST	WINNING	LAST 10	STRENGTH OF	OPP. STRENGTH	TEAM	ADJ.	CONF.	ADJ CONF.
Average RPI Loss:	164	RECORD	PCT. RANK	GAMES	SCHEDULE	OF SCHEDULE	RPI	RPI	RPI	RPI
DIV. I ONLY	4- 11	280	2- 8	225	241	281	281	19	19	
DIV. I NON-CONF.	3- 7	250	2- 5	189	191	252	252	19	19	
TOTALS	RPI 1-25	RPI 26-50	W-L RECORDS	RPI 51-100	RPI 101-150	RPI 150+				
4- 11	0- 1	0- 1	OVERALL	0- 2	0- 1	4- 6				
1- 5	0- 1	0- 0	HOME	0- 1	0- 0	1- 3				
2- 4	0- 0	0- 1	AWAY	0- 0	0- 1	2- 2				
1- 2	0- 0	0- 0	NEUTRAL	0- 1	0- 0	1- 1				
3- 7	0- 1	0- 1	NON-CONFERENCE	0- 1	0- 1	3- 3				
1- 3	0- 1	0- 0	HOME	0- 0	0- 0	1- 2				
1- 2	0- 0	0- 1	AWAY	0- 0	0- 1	1- 0				
1- 2	0- 0	0- 0	NEUTRAL	0- 1	0- 0	1- 1				
1- 4	0- 0	0- 0	CONFERENCE	0- 1	0- 0	1- 3				
0- 2	0- 0	0- 0	HOME	0- 1	0- 0	0- 1				
1- 2	0- 0	0- 0	AWAY	0- 0	0- 0	1- 2				
0- 0	0- 0	0- 0	NEUTRAL	0- 0	0- 0	0- 0				

RPI 1-25				RPI 26-50				RPI 51-100				RPI 101+ Team's RPI: 281			
RPI	S	Opponent	Score	RPI	S	Opponent	Score	RPI	S	Opponent	Score	RPI	S	Opponent	Score
22	H	Elon	67 84	49	A	Georgia Tech	42 73	83	H	Troy	69 87	124	A	Alabama	57 80
								93	N	Penn St.	42 69	179	A	Louisiana	65 72
												200	H	Akron	66 78
												201	N	American	59 58
												202	H	South Ala.	47 77
												226	A	Morehead St.	68 50
												237	H	UNCW	66 72
												273	N	Eastern Mich.	59 69
												306	A	Ga. Southern	58 54
												322	H	Kennesaw St.	62 59
												339	A	La.-Monroe	63 72
LAST 12 Division I GAMES:															
179	A	Louisiana	65 72	339	A	La.-Monroe	63 72								
202	H	South Ala.	47 77	124	A	Alabama	57 80								
83	H	Troy	69 87	49	A	Georgia Tech	42 73								
306	A	Ga. Southern	58 54	201	N	American	59 58								
22	H	Elon	67 84	93	N	Penn St.	42 69								
200	H	Akron	66 78	322	H	Kennesaw St.	62 59								

Non-Div I Games: Allen 96 58

Georgia St.

■ Loss,
 ■ Non-Conf,
 ■ S Site,
 ■ H Home
 ■ A Away
 N Neutral

Average RPI Win:	157	WON-LOST	WINNING	LAST 10	STRENGTH OF	OPP. STRENGTH	TEAM	ADJ.	CONF.	ADJ CONF.
Average RPI Loss:	42	RECORD	PCT. RANK	GAMES	SCHEDULE	OF SCHEDULE	RPI	RPI	RPI	RPI
DIV. I ONLY	13- 4	43	7- 3	55	53	49	49	2	2	
DIV. I NON-CONF.	11- 2	25	6- 2	119	123	47	47	3	3	
TOTALS	RPI 1-25	RPI 26-50	W-L RECORDS	RPI 51-100	RPI 101-150	RPI 150+				
13- 4	0- 2	1- 1	OVERALL	4- 0	1- 1	7- 0				
8- 3	0- 2	1- 1	HOME	1- 0	1- 0	5- 0				
3- 1	0- 0	0- 0	AWAY	1- 0	0- 1	2- 0				
2- 0	0- 0	0- 0	NEUTRAL	2- 0	0- 0	0- 0				
11- 2	0- 0	0- 1	NON-CONFERENCE	4- 0	1- 1	6- 0				
7- 1	0- 0	0- 1	HOME	1- 0	1- 0	5- 0				
2- 1	0- 0	0- 0	AWAY	1- 0	0- 1	1- 0				
2- 0	0- 0	0- 0	NEUTRAL	2- 0	0- 0	0- 0				
2- 2	0- 2	1- 0	CONFERENCE	0- 0	0- 0	1- 0				
1- 2	0- 2	1- 0	HOME	0- 0	0- 0	0- 0				
1- 0	0- 0	0- 0	AWAY	0- 0	0- 0	1- 0				
0- 0	0- 0	0- 0	NEUTRAL	0- 0	0- 0	0- 0				

RPI 1-25				RPI 26-50				Team's RPI: 49				RPI 51-100				RPI 101+			
RPI	S	Opponent	Score	RPI	S	Opponent	Score	RPI	S	Opponent	Score	RPI	S	Opponent	Score	RPI	S	Opponent	Score
2	H	Notre Dame	38 55	32	H	Michigan	52 92	56	N	Missouri	72 70	123	H	Mercer	70 50				
8	H	Duke	68 75	44	H	Syracuse	75 66	71	A	Middle Tenn.	61 60	124	A	Alabama	65 67				

Non-Div I Games:

Georgia Tech

■ Loss,
 ■ Non-Conf, S Site,
 ■ Home
 ■ Away
 N Neutral

Gonzaga

Through Games Of Jan. 15, 2017

Average RPI Win:	189	WON-LOST	WINNING	LAST 10	STRENGTH OF	OPP. STRENGTH	TEAM	ADJ.	CONF.	ADJ CONF.
Average RPI Loss:	127	RECORD	PCT. RANK	GAMES	SCHEDULE	OF SCHEDULE	RPI	RPI	RPI	RPI
DIV. I ONLY	13- 4	43	8- 2	237	82	104	104	14	14	
DIV. I NON-CONF.	9- 2	37	6- 0	176	41	62	62	12	12	
TOTALS	RPI 1-25	RPI 26-50	W-L RECORDS	RPI 51-100	RPI 101-150	RPI 150+				
13- 4	1- 1	1- 1	OVERALL	1- 0	3- 0	7- 2				
8- 1	0- 0	1- 0	HOME	1- 0	1- 0	5- 1				
4- 1	1- 0	0- 0	AWAY	0- 0	2- 0	1- 1				
1- 2	0- 1	0- 1	NEUTRAL	0- 0	0- 0	1- 0				
9- 2	1- 1	1- 1	NON-CONFERENCE	1- 0	1- 0	5- 0				
6- 0	0- 0	1- 0	HOME	1- 0	0- 0	4- 0				
2- 0	1- 0	0- 0	AWAY	0- 0	1- 0	0- 0				
1- 2	0- 1	0- 1	NEUTRAL	0- 0	0- 0	1- 0				
4- 2	0- 0	0- 0	CONFERENCE	0- 0	2- 0	2- 2				
2- 1	0- 0	0- 0	HOME	0- 0	1- 0	1- 1				
2- 1	0- 0	0- 0	AWAY	0- 0	1- 0	1- 1				
0- 0	0- 0	0- 0	NEUTRAL	0- 0	0- 0	0- 0				

RPI S	Opponent	Score	RPI S	Opponent	Score	RPI S	Opponent	Score	RPI S	Opponent	Score	Team's RPI: 104
6 N	Florida St.	69 87	32 N	Michigan	66 78	60 H	Washington St.	79 61	117 A	Eastern Wash.	73 54	
11 A	Stanford	68 63	50 H	Northwestern	67 56				133 H	San Francisco	61 46	
									140 A	St. Mary's (CA)	79 75	
									172 H	Pacific	63 65	
									234 H	Presbyterian	79 39	
									236 A	Loyola Marymount	80 56	
									251 H	Portland	67 55	
									257 H	Colgate	72 42	
									297 A	Pepperdine	69 79	
									313 H	Nicholls St.	78 46	
									324 N	Winthrop	71 41	
									328 H	UC Irvine	102 38	
LAST 12 Division I GAMES:												
236 A	Loyola Marymount	80 56	140 A	St. Mary's (CA)	79 75							
251 H	Portland	67 55	50 H	Northwestern	67 56							
133 H	San Francisco	61 46	117 A	Eastern Wash.	73 54							
172 H	Pacific	63 65	60 H	Washington St.	79 61							
297 A	Pepperdine	69 79	234 H	Presbyterian	79 39							
257 H	Colgate	72 42	324 N	Winthrop	71 41							

Non-Div I Games:

Gonzaga

■ Loss,
 ■ Non-Conf, S Site,
 ■ Home
 ■ Away
 N Neutral

Average RPI Win:	306	WON-LOST	WINNING	LAST 10	STRENGTH OF	OPP. STRENGTH	TEAM	ADJ.	CONF.	ADJ CONF.
Average RPI Loss:	128	RECORD	PCT. RANK	GAMES	SCHEDULE	OF SCHEDULE	RPI	RPI	RPI	RPI
DIV. I ONLY	5- 11	257	4- 6	289	179	256	256	30	30	
DIV. I NON-CONF.	2- 9	293	1- 6	208	95	251	251	28	28	
TOTALS	RPI 1-25	RPI 26-50	W-L RECORDS	RPI 51-100	RPI 101-150	RPI 150+				
5- 11	0- 1	0- 1	OVERALL	0- 3	0- 2	5- 4				
1- 2	0- 0	0- 0	HOME	0- 0	0- 0	1- 2				
4- 7	0- 0	0- 0	AWAY	0- 0	0- 0	4- 0				
0- 2	0- 0	0- 0	NEUTRAL	0- 2	0- 0	0- 0				
2- 9	0- 1	0- 1	NON-CONFERENCE	0- 3	0- 2	2- 2				
0- 1	0- 0	0- 0	HOME	0- 0	0- 0	0- 1				
2- 6	0- 1	0- 1	AWAY	0- 1	0- 2	2- 1				
0- 2	0- 0	0- 0	NEUTRAL	0- 2	0- 0	0- 0				
3- 2	0- 0	0- 0	CONFERENCE	0- 0	0- 0	3- 2				
1- 1	0- 0	0- 0	HOME	0- 0	0- 0	1- 1				
2- 1	0- 0	0- 0	AWAY	0- 0	0- 0	2- 1				
0- 0	0- 0	0- 0	NEUTRAL	0- 0	0- 0	0- 0				

RPI 1-25				RPI 26-50				RPI 51-100				RPI 101+ Team's RPI: 256			
RPI	S	Opponent	Score	RPI	S	Opponent	Score	RPI	S	Opponent	Score	RPI	S	Opponent	Score
16	A	Miami (FL)	61 89	34	A	Tulane	56 79	78	A	Southern California	64 75	111	A	Arizona	46 73
								82	N	SMU	36 56	125	A	TCU	47 83
								95	N	Fordham	53 59	177	A	Texas Southern	61 69
												178	H	Southern U.	68 71
												198	A	Louisiana Tech	55 69
												221	A	Alabama St.	60 45
												295	H	Alcorn	86 63
												313	H	Nicholls St.	60 71
												325	A	Southeastern La.	87 71
												339	A	La.-Monroe	59 54
												348	A	Alabama A&M	68 53
LAST 12 Division I GAMES:															
295	H	Alcorn	86 63	177	A	Texas Southern	61 69								
178	H	Southern U.	68 71	78	A	Southern California	64 75								
348	A	Alabama A&M	68 53	111	A	Arizona	46 73								
221	A	Alabama St.	60 45	313	H	Nicholls St.	60 71								
325	A	Southeastern La.	87 71	95	N	Fordham	53 59								
82	N	SMU	36 56	16	A	Miami (FL)	61 89								

Non-Div I Games:

Grambling

■ Loss,
 ■ Non-Conf,
 ■ S Site,
 ■ Home
 ■ A Away
 N Neutral

Grand Canyon

Through Games Of Jan. 15, 2017

Average RPI Win:	269	WON-LOST	WINNING	LAST 10	STRENGTH OF	OPP. STRENGTH	TEAM	ADJ.	CONF.	ADJ CONF.
Average RPI Loss:	127	RECORD	PCT. RANK	GAMES	SCHEDULE	OF SCHEDULE	RPI	RPI	RPI	RPI
DIV. I ONLY	9- 6	129	6- 3	285	236	194	194	29	29	
DIV. I NON-CONF.	7- 5	138	5- 3	296	154	198	198	30	30	
TOTALS	RPI 1-25	RPI 26-50	W-L RECORDS	RPI 51-100	RPI 101-150	RPI 150+				
9- 6	0- 2	0- 0	OVERALL	0- 0	1- 0	8- 4				
7- 2	0- 1	0- 0	HOME	0- 0	1- 0	6- 1				
2- 4	0- 1	0- 0	AWAY	0- 0	0- 0	2- 3				
0- 0	0- 0	0- 0	NEUTRAL	0- 0	0- 0	0- 0				
7- 5	0- 2	0- 0	NON-CONFERENCE	0- 0	1- 0	6- 3				
6- 1	0- 1	0- 0	HOME	0- 0	1- 0	5- 0				
1- 4	0- 1	0- 0	AWAY	0- 0	0- 0	1- 3				
0- 0	0- 0	0- 0	NEUTRAL	0- 0	0- 0	0- 0				
2- 1	0- 0	0- 0	CONFERENCE	0- 0	0- 0	2- 1				
1- 1	0- 0	0- 0	HOME	0- 0	0- 0	1- 1				
1- 0	0- 0	0- 0	AWAY	0- 0	0- 0	1- 0				
0- 0	0- 0	0- 0	NEUTRAL	0- 0	0- 0	0- 0				

RPI 1-25				RPI 26-50				RPI 51-100				RPI 101+ Team's RPI: 194			
RPI	S	Opponent	Score	RPI	S	Opponent	Score	RPI	S	Opponent	Score	RPI	S	Opponent	Score
5	H	Washington	66 101									132	H	Idaho	64 60
8	A	Duke	47 90									163	A	Rice	50 64
												165	A	UC Riverside	64 77
												181	H	New Mexico St.	65 81
												241	A	Hawaii	47 51
												242	A	Southern Utah	76 73
												248	H	UTRGV	60 59
												263	H	Cal Poly	64 59
												286	H	Northern Ariz.	76 65
												295	H	Alcorn	77 44
												309	H	Denver	73 70
												318	H	Fla. Atlantic	81 60
												326	A	Utah Valley	62 46
LAST 12 Division I GAMES:															
181	H	New Mexico St.	65 81	248	H	UTRGV	60 59								
326	A	Utah Valley	62 46	318	H	Fla. Atlantic	81 60								
241	A	Hawaii	47 51	5	H	Washington	66 101								
286	H	Northern Ariz.	76 65	165	A	UC Riverside	64 77								
242	A	Southern Utah	76 73	132	H	Idaho	64 60								
263	H	Cal Poly	64 59	309	H	Denver	73 70								

Non-Div I Games: Chaminade 85 55

Grand Canyon

Loss, Non-Conf, S Site, H Home A Away N Neutral

Average RPI Win:	149	WON-LOST	WINNING	LAST 10	STRENGTH OF	OPP. STRENGTH	TEAM	ADJ.	CONF.	ADJ CONF.
Average RPI Loss:	100	RECORD	PCT. RANK	GAMES	SCHEDULE	OF SCHEDULE	RPI	RPI	RPI	RPI
DIV. I ONLY	15- 2	12	0- 1	92	68	29	29	22	22	
DIV. I NON-CONF.	9- 2	37	0- 1	18	6	5	5	21	21	
TOTALS	RPI 1-25	RPI 26-50	W-L RECORDS	RPI 51-100	RPI 101-150	RPI 150+				
15- 2	1- 1	3- 0	OVERALL	3- 0	0- 0	8- 1				
8- 1	1- 0	1- 0	HOME	1- 0	0- 0	5- 1				
7- 1	0- 1	2- 0	AWAY	2- 0	0- 0	3- 0				
0- 0	0- 0	0- 0	NEUTRAL	0- 0	0- 0	0- 0				
9- 2	1- 1	3- 0	NON-CONFERENCE	3- 0	0- 0	2- 1				
4- 1	1- 0	1- 0	HOME	1- 0	0- 0	1- 1				
5- 1	0- 1	2- 0	AWAY	2- 0	0- 0	1- 0				
0- 0	0- 0	0- 0	NEUTRAL	0- 0	0- 0	0- 0				
6- 0	0- 0	0- 0	CONFERENCE	0- 0	0- 0	6- 0				
4- 0	0- 0	0- 0	HOME	0- 0	0- 0	4- 0				
2- 0	0- 0	0- 0	AWAY	0- 0	0- 0	2- 0				
0- 0	0- 0	0- 0	NEUTRAL	0- 0	0- 0	0- 0				

RPI 1-25				RPI 26-50				Team's RPI: 29				RPI 51-100				RPI 101+			
RPI	S	Opponent	Score	RPI	S	Opponent	Score	RPI	S	Opponent	Score	RPI	S	Opponent	Score	RPI	S	Opponent	Score
2	A	Notre Dame	67 71	35	H	Drake	71 48	58	H	Little Rock	57 31	159	H	Wright St.	62 41				
22	H	Elon	71 56	37	A	Marquette	78 63	98	A	Belmont	62 53	185	H	Oakland	89 47				
				41	A	South Dakota St.	67 43	100	A	Chattanooga	71 55	189	H	Detroit	60 55				
												195	H	Butler	61 34				
												197	H	Wisconsin	53 54				
												230	A	Bradley	68 43				
												264	H	Northern Ky.	70 39				
												308	A	Ill.-Chicago	79 65				
												316	A	Valparaiso	75 36				
LAST 12 Division I GAMES:																			
185	H	Oakland	89 47	2	A	Notre Dame	67 71	195	H	Butler	61 34	37	A	Marquette	78 63	35	H	Drake	71 48
189	H	Detroit	60 55	41	A	South Dakota St.	67 43	197	H	Wisconsin	53 54								
308	A	Ill.-Chicago	79 65																
316	A	Valparaiso	75 36																
159	H	Wright St.	62 41																
264	H	Northern Ky.	70 39																

Non-Div I Games:

Green Bay

■ Loss,
 ■ Non-Conf, S Site,
 ■ Home
 ■ Away
 N Neutral

Average RPI Win:	238	WON-LOST	WINNING	LAST 10	STRENGTH OF	OPP. STRENGTH	TEAM	ADJ.	CONF.	ADJ CONF.
Average RPI Loss:	68	RECORD	PCT. RANK	GAMES	SCHEDULE	OF SCHEDULE	RPI	RPI	RPI	RPI
DIV. I ONLY	9- 7	140	6- 3	192	93	113	113	31	31	
DIV. I NON-CONF.	6- 7	182	5- 3	82	49	96	96	31	31	
TOTALS	RPI 1-25	RPI 26-50	W-L RECORDS	RPI 51-100	RPI 101-150	RPI 150+				
9- 7	0- 1	1- 2	OVERALL	0- 2	1- 2	7- 0				
4- 0	0- 0	1- 0	HOME	0- 0	0- 0	3- 0				
1- 7	0- 1	0- 2	AWAY	0- 2	0- 2	1- 0				
4- 0	0- 0	0- 0	NEUTRAL	0- 0	1- 0	3- 0				
6- 7	0- 1	1- 2	NON-CONFERENCE	0- 2	1- 2	4- 0				
2- 0	0- 0	1- 0	HOME	0- 0	0- 0	1- 0				
0- 7	0- 1	0- 2	AWAY	0- 2	0- 2	0- 0				
4- 0	0- 0	0- 0	NEUTRAL	0- 0	1- 0	3- 0				
3- 0	0- 0	0- 0	CONFERENCE	0- 0	0- 0	3- 0				
2- 0	0- 0	0- 0	HOME	0- 0	0- 0	2- 0				
1- 0	0- 0	0- 0	AWAY	0- 0	0- 0	1- 0				
0- 0	0- 0	0- 0	NEUTRAL	0- 0	0- 0	0- 0				

RPI 1-25				RPI 26-50				RPI 51-100				RPI 101+ Team's RPI: 113			
RPI	S	Opponent	Score	RPI	S	Opponent	Score	RPI	S	Opponent	Score	RPI	S	Opponent	Score
3	A	South Carolina	38 92	33	H	Temple	71 65	67	A	Iowa	51 84	108	A	FGCU	49 60
				36	A	North Carolina St.	56 81	77	A	James Madison	50 71	120	N	Maine	58 49
				50	A	Northwestern	48 67					134	A	Old Dominion	58 61
												214	H	Richmond	72 45
												227	N	Samford	63 57
												283	N	Saint Peter's	71 42
												304	H	N.C. A&T	64 57
												310	N	Lafayette	58 55
												321	H	Savannah St.	75 46
												332	A	Delaware St.	83 52
LAST 12 Division I GAMES:															
				321	H	Savannah St.	75 46	332	A	Delaware St.	83 52				
				304	H	N.C. A&T	64 57	33	H	Temple	71 65				
				227	N	Samford	63 57	77	A	James Madison	50 71				
				108	A	FGCU	49 60	310	N	Lafayette	58 55				
				134	A	Old Dominion	58 61	120	N	Maine	58 49				
				214	H	Richmond	72 45	283	N	Saint Peter's	71 42				

Non-Div I Games:

Hampton

■ Loss,
 ■ Non-Conf,
 S Site,
 ■ Home
 ■ Away
 N Neutral

Average RPI Win:	233	WON-LOST	WINNING	LAST 10	STRENGTH OF	OPP. STRENGTH	TEAM	ADJ.	CONF.	ADJ CONF.
Average RPI Loss:	118	RECORD	PCT. RANK	GAMES	SCHEDULE	OF SCHEDULE	RPI	RPI	RPI	RPI
DIV. I ONLY	12- 4	52	8- 2	247	231	130	130	20	20	
DIV. I NON-CONF.	9- 4	85	6- 3	178	226	111	111	20	20	
TOTALS	RPI 1-25	RPI 26-50	W-L RECORDS	RPI 51-100	RPI 101-150	RPI 150+				
12- 4	0- 0	0- 1	OVERALL	0- 0	2- 2	10- 1				
5- 3	0- 0	0- 1	HOME	0- 0	0- 2	5- 0				
5- 1	0- 0	0- 0	AWAY	0- 0	2- 0	3- 1				
2- 0	0- 0	0- 0	NEUTRAL	0- 0	0- 0	2- 0				
9- 4	0- 0	0- 1	NON-CONFERENCE	0- 0	2- 2	7- 1				
3- 3	0- 0	0- 1	HOME	0- 0	0- 2	3- 0				
4- 1	0- 0	0- 0	AWAY	0- 0	2- 0	2- 1				
2- 0	0- 0	0- 0	NEUTRAL	0- 0	0- 0	2- 0				
3- 0	0- 0	0- 0	CONFERENCE	0- 0	0- 0	3- 0				
2- 0	0- 0	0- 0	HOME	0- 0	0- 0	2- 0				
1- 0	0- 0	0- 0	AWAY	0- 0	0- 0	1- 0				
0- 0	0- 0	0- 0	NEUTRAL	0- 0	0- 0	0- 0				

RPI 1-25			RPI 26-50			RPI 51-100			RPI 101+ Team's RPI: 130		
RPI	S	Opponent	Score	RPI	S	Opponent	Score	RPI	S	Opponent	Score
				48	H	Quinnipiac	59 82	108	H	FGCU	63 70
								135	A	Delaware	67 66
								142	A	Hofstra	69 67
								145	H	Providence	65 77
								153	H	Boston College	65 56
								170	A	Niagara	62 75
								180	H	Sacred Heart	81 64
								224	A	Siena	80 76
								238	H	Massachusetts	75 56
								261	N	Norfolk St.	61 51
								266	N	Monmouth	75 72
								277	A	Central Conn. St.	68 58
								290	A	UMBC	80 73
								291	H	Vermont	68 55
								337	H	UMass Lowell	80 59
LAST 12 Division I GAMES:											
290	A	UMBC	80 73	337	H	UMass Lowell	80 59				
291	H	Vermont	68 55	180	H	Sacred Heart	81 64				
142	A	Hofstra	69 67	238	H	Massachusetts	75 56				
135	A	Delaware	67 66	261	N	Norfolk St.	61 51				
48	H	Quinnipiac	59 82	266	N	Monmouth	75 72				
170	A	Niagara	62 75	145	H	Providence	65 77				

Non-Div I Games:

Hartford

■ Loss,
■ Non-Conf,
■ S Site,
■ H Home
■ A Away
N Neutral

Average RPI Win:	181	WON-LOST	WINNING	LAST 10	STRENGTH OF	OPP. STRENGTH	TEAM	ADJ.	CONF.	ADJ CONF.
Average RPI Loss:	46	RECORD	PCT. RANK	GAMES	SCHEDULE	OF SCHEDULE	RPI	RPI	RPI	RPI
DIV. I ONLY	13- 1	7	10- 0	149	145	31	31	9	9	
DIV. I NON-CONF.	12- 1	7	11- 0	140	160	22	22	9	9	
TOTALS	RPI 1-25	RPI 26-50	W-L RECORDS	RPI 51-100	RPI 101-150	RPI 150+				
13- 1	0- 0	1- 1	OVERALL	1- 0	2- 0	9- 0				
6- 0	0- 0	1- 0	HOME	0- 0	1- 0	4- 0				
5- 1	0- 0	0- 1	AWAY	0- 0	1- 0	4- 0				
2- 0	0- 0	0- 0	NEUTRAL	1- 0	0- 0	1- 0				
12- 1	0- 0	1- 1	NON-CONFERENCE	1- 0	2- 0	8- 0				
5- 0	0- 0	1- 0	HOME	0- 0	1- 0	3- 0				
5- 1	0- 0	0- 1	AWAY	0- 0	1- 0	4- 0				
2- 0	0- 0	0- 0	NEUTRAL	1- 0	0- 0	1- 0				
1- 0	0- 0	0- 0	CONFERENCE	0- 0	0- 0	1- 0				
1- 0	0- 0	0- 0	HOME	0- 0	0- 0	1- 0				
0- 0	0- 0	0- 0	AWAY	0- 0	0- 0	0- 0				
0- 0	0- 0	0- 0	NEUTRAL	0- 0	0- 0	0- 0				

RPI 1-25			RPI 26-50			Team's RPI: 31	RPI 51-100			RPI 101+		
RPI S	Opponent	Score	RPI S	Opponent	Score		RPI S	Opponent	Score	RPI S	Opponent	Score
			33 H	Temple	73 62		63 N	Buffalo	74 62	119 A	Kansas	69 59
			46 A	Minnesota	87 103					120 H	Maine	69 62
										180 A	Sacred Heart	68 60
										190 H	Fairfield	58 44
										191 A	La Salle	66 64
										199 N	UNC Asheville	79 62
										217 H	Dartmouth	70 65
										224 A	Siena	65 58
										227 H	Samford	57 52
										265 A	Boston U.	65 52
										319 H	NJIT	59 38
LAST 12 Division I GAMES:												
			217 H	Dartmouth	70 65		191 A	La Salle	66 64			
			63 N	Buffalo	74 62		33 H	Temple	73 62			
			199 N	UNC Asheville	79 62		180 A	Sacred Heart	68 60			
			224 A	Siena	65 58		190 H	Fairfield	58 44			
			119 A	Kansas	69 59		265 A	Boston U.	65 52			
			319 H	NJIT	59 38		227 H	Samford	57 52			

Non-Div I Games:

Harvard

Average RPI Win:	263	WON-LOST	WINNING	LAST 10	STRENGTH OF	OPP. STRENGTH	TEAM	ADJ.	CONF.	ADJ CONF.
Average RPI Loss:	116	RECORD	PCT. RANK	GAMES	SCHEDULE	OF SCHEDULE	RPI	RPI	RPI	RPI
DIV. I ONLY	4- 10	272	2- 7	102	172	241	241	24	24	
DIV. I NON-CONF.	3- 8	262	2- 6	86	165	232	232	23	23	
TOTALS	RPI 1-25	RPI 26-50	W-L RECORDS	RPI 51-100	RPI 101-150	RPI 150+				
4- 10	0- 2	0- 1	OVERALL	0- 4	0- 0	4- 3				
4- 3	0- 1	0- 1	HOME	0- 0	0- 0	4- 1				
0- 7	0- 1	0- 0	AWAY	0- 4	0- 0	0- 2				
0- 0	0- 0	0- 0	NEUTRAL	0- 0	0- 0	0- 0				
3- 8	0- 2	0- 1	NON-CONFERENCE	0- 2	0- 0	3- 3				
3- 3	0- 1	0- 1	HOME	0- 0	0- 0	3- 1				
0- 5	0- 1	0- 0	AWAY	0- 2	0- 0	0- 2				
0- 0	0- 0	0- 0	NEUTRAL	0- 0	0- 0	0- 0				
1- 2	0- 0	0- 0	CONFERENCE	0- 2	0- 0	1- 0				
1- 0	0- 0	0- 0	HOME	0- 0	0- 0	1- 0				
0- 2	0- 0	0- 0	AWAY	0- 2	0- 0	0- 0				
0- 0	0- 0	0- 0	NEUTRAL	0- 0	0- 0	0- 0				

RPI 1-25				RPI 26-50				RPI 51-100				RPI 101+ Team's RPI: 241			
RPI	S	Opponent	Score	RPI	S	Opponent	Score	RPI	S	Opponent	Score	RPI	S	Opponent	Score
4	H	Mississippi St.	41 66	47	H	Oregon	49 86	54	A	Boise St.	49 61	181	H	New Mexico St.	56 53
10	A	UCLA	49 72					76	A	Long Beach St.	57 68	194	H	Grand Canyon	51 47
								78	A	Southern California	44 76	222	H	San Jose St.	61 77
								88	A	UC Davis	55 70	289	A	Nevada	59 67
												292	A	CSU Bakersfield	51 58
												329	H	Youngstown St.	72 50
												347	H	Cal St. Fullerton	60 50
LAST 12 Division I GAMES:															
88	A	UC Davis	55 70	347	H	Cal St. Fullerton	60 50	4	H	Mississippi St.	41 66				
76	A	Long Beach St.	57 68	47	H	Oregon	49 86	222	H	San Jose St.	61 77				
194	H	Grand Canyon	51 47	54	A	Boise St.	49 61	181	H	New Mexico St.	56 53				
54	A	Boise St.	49 61	289	A	Nevada	59 67	329	H	Youngstown St.	72 50				
289	A	Nevada	59 67	10	A	UCLA	49 72								

Non-Div I Games: Hawaii Pacific 88 54

Hawaii

■ Loss,
 ■ Non-Conf, S Site,
 ■ Home
 ■ Away
 N Neutral

Average RPI Win:	262	WON-LOST	WINNING	LAST 10	STRENGTH OF	OPP. STRENGTH	TEAM	ADJ.	CONF.	ADJ CONF.
Average RPI Loss:	213	RECORD	PCT. RANK	GAMES	SCHEDULE	OF SCHEDULE	RPI	RPI	RPI	RPI
DIV. I ONLY	2- 11	318	2- 7	301	302	335	335	28	28	
DIV. I NON-CONF.	0- 9	335	0- 7	214	278	340	340	27	27	
TOTALS	RPI 1-25	RPI 26-50	W-L RECORDS	RPI 51-100	RPI 101-150	RPI 150+				
2- 11	0- 0	0- 0	OVERALL	0- 3	0- 0	2- 8				
1- 5	0- 0	0- 0	HOME	0- 1	0- 0	1- 4				
1- 6	0- 0	0- 0	AWAY	0- 0	0- 0	1- 0				
0- 0	0- 0	0- 0	NEUTRAL	0- 0	0- 0	0- 0				
0- 9	0- 0	0- 0	NON-CONFERENCE	0- 3	0- 0	0- 6				
0- 4	0- 0	0- 0	HOME	0- 1	0- 0	0- 3				
0- 5	0- 0	0- 0	AWAY	0- 2	0- 0	0- 3				
0- 0	0- 0	0- 0	NEUTRAL	0- 0	0- 0	0- 0				
2- 2	0- 0	0- 0	CONFERENCE	0- 0	0- 0	2- 2				
1- 1	0- 0	0- 0	HOME	0- 0	0- 0	1- 1				
1- 1	0- 0	0- 0	AWAY	0- 0	0- 0	1- 1				
0- 0	0- 0	0- 0	NEUTRAL	0- 0	0- 0	0- 0				

RPI 1-25				RPI 26-50				RPI 51-100				RPI 101+				Team's RPI: 335	
RPI	S	Opponent	Score	RPI	S	Opponent	Score	RPI	S	Opponent	Score	RPI	S	Opponent	Score		
								69	A	West Virginia	59	82	169	A	UAB	66	75
								87	H	Ohio	48	76	188	H	Stetson	47	81
								99	A	Ole Miss	62	73	199	A	UNC Asheville	76	60
													261	H	Norfolk St.	60	63
													269	H	UNCG	67	69
													275	A	Davidson	72	82
													296	A	Western Caro.	64	73
													312	A	Liberty	74	81
													320	H	Charleston So.	68	74
													324	H	Winthrop	88	43
LAST 12 Division I GAMES:																	
320	H	Charleston So.	68	74	199	A	UNC Asheville	76	60								
312	A	Liberty	74	81	188	H	Stetson	47	81								
324	H	Winthrop	88	43	261	H	Norfolk St.	60	63								
269	H	UNCG	67	69	69	A	West Virginia	59	82								
296	A	Western Caro.	64	73	169	A	UAB	66	75								
275	A	Davidson	72	82	99	A	Ole Miss	62	73								

Non-Div I Games: Spring Hill 74 58 Brevard 89 42

High Point

Loss, Non-Conf, S Site, H Home A Away N Neutral

Average RPI Win:	205	WON-LOST	WINNING	LAST 10	STRENGTH OF	OPP. STRENGTH	TEAM	ADJ.	CONF.	ADJ CONF.
Average RPI Loss:	137	RECORD	PCT. RANK	GAMES	SCHEDULE	OF SCHEDULE	RPI	RPI	RPI	RPI
DIV. I ONLY	8- 7	147	5- 5	164	203	142	142	8	8	
DIV. I NON-CONF.	7- 4	114	5- 3	175	257	109	109	8	8	
TOTALS	RPI 1-25	RPI 26-50	W-L RECORDS	RPI 51-100	RPI 101-150	RPI 150+				
8- 7	0- 0	0- 0	OVERALL	1- 2	1- 3	6- 2				
4- 3	0- 0	0- 0	HOME	0- 0	0- 2	4- 1				
4- 4	0- 0	0- 0	AWAY	1- 2	1- 1	2- 1				
0- 0	0- 0	0- 0	NEUTRAL	0- 0	0- 0	0- 0				
7- 4	0- 0	0- 0	NON-CONFERENCE	1- 1	1- 2	5- 1				
4- 1	0- 0	0- 0	HOME	0- 0	0- 1	4- 0				
3- 3	0- 0	0- 0	AWAY	1- 1	1- 1	1- 1				
0- 0	0- 0	0- 0	NEUTRAL	0- 0	0- 0	0- 0				
1- 3	0- 0	0- 0	CONFERENCE	0- 1	0- 1	1- 1				
0- 2	0- 0	0- 0	HOME	0- 0	0- 1	0- 1				
1- 1	0- 0	0- 0	AWAY	0- 1	0- 0	1- 0				
0- 0	0- 0	0- 0	NEUTRAL	0- 0	0- 0	0- 0				

RPI 1-25				RPI 26-50				RPI 51-100				RPI 101+ Team's RPI: 142			
RPI	S	Opponent	Score	RPI	S	Opponent	Score	RPI	S	Opponent	Score	RPI	S	Opponent	Score
								63	A	Buffalo	50 74	118	A	Navy	69 78
								77	A	James Madison	57 93	130	H	Hartford	67 69
								88	A	UC Davis	64 60	135	H	Delaware	56 73
												148	A	Saint Joseph's	75 64
												155	H	Northeastern	51 53
												183	A	Towson	70 61
												201	H	American	72 67
												207	A	Stony Brook	67 64
												238	H	Massachusetts	71 55
												240	H	Marist	62 42
												280	A	Sacramento St.	85 97
												332	H	Delaware St.	64 44
LAST 12 Division I GAMES:															
				183	A	Towson	70 61					135	H	Delaware	56 73
				77	A	James Madison	57 93					238	H	Massachusetts	71 55
				155	H	Northeastern	51 53					63	A	Buffalo	50 74
				130	H	Hartford	67 69					88	A	UC Davis	64 60
				148	A	Saint Joseph's	75 64					280	A	Sacramento St.	85 97
				201	H	American	72 67					332	H	Delaware St.	64 44

Non-Div I Games:

Hofstra

Holy Cross

Through Games Of Jan. 15, 2017

Average RPI Win:	300	WON-LOST	WINNING	LAST 10	STRENGTH OF	OPP. STRENGTH	TEAM	ADJ.	CONF.	ADJ CONF.
Average RPI Loss:	173	RECORD	PCT. RANK	GAMES	SCHEDULE	OF SCHEDULE	RPI	RPI	RPI	RPI
DIV. I ONLY	4- 13	296	3- 7	276	253	315	315	25	25	
DIV. I NON-CONF.	2- 9	293	1- 5	247	255	328	328	25	25	
TOTALS	RPI 1-25	RPI 26-50	W-L RECORDS	RPI 51-100	RPI 101-150	RPI 150+				
4- 13	0- 1	0- 1	OVERALL	0- 2	0- 2	4- 7				
3- 5	0- 0	0- 1	HOME	0- 1	0- 1	3- 2				
1- 8	0- 1	0- 0	AWAY	0- 1	0- 1	1- 5				
0- 0	0- 0	0- 0	NEUTRAL	0- 0	0- 0	0- 0				
2- 9	0- 1	0- 1	NON-CONFERENCE	0- 1	0- 1	2- 5				
2- 3	0- 0	0- 1	HOME	0- 1	0- 1	2- 0				
0- 6	0- 1	0- 0	AWAY	0- 0	0- 0	0- 5				
0- 0	0- 0	0- 0	NEUTRAL	0- 0	0- 0	0- 0				
2- 4	0- 0	0- 0	CONFERENCE	0- 1	0- 1	2- 2				
1- 2	0- 0	0- 0	HOME	0- 0	0- 0	1- 2				
1- 2	0- 0	0- 0	AWAY	0- 1	0- 1	1- 0				
0- 0	0- 0	0- 0	NEUTRAL	0- 0	0- 0	0- 0				

RPI 1-25				RPI 26-50				RPI 51-100				RPI 101+ Team's RPI: 315			
RPI	S	Opponent	Score	RPI	S	Opponent	Score	RPI	S	Opponent	Score	RPI	S	Opponent	Score
24	A	Arizona St.	33 63	48	H	Quinnipiac	55 78	61	A	Bucknell	48 77	118	A	Navy	56 57
								93	H	Penn St.	48 84	143	H	Yale	70 71
												217	A	Dartmouth	49 53
												232	A	Manhattan	56 60
												238	A	Massachusetts	66 69
												240	H	Marist	50 46
												257	H	Colgate	54 62
												265	H	Boston U.	49 66
												268	A	Bryant	74 76
												291	A	Vermont	52 63
												310	A	Lafayette	67 61
												311	H	Lehigh	65 47
												337	H	UMass Lowell	62 47
LAST 12 Division I GAMES:															
310	A	Lafayette	67 61	311	H	Lehigh	65 47								
61	A	Bucknell	48 77	238	A	Massachusetts	66 69								
257	H	Colgate	54 62	337	H	UMass Lowell	62 47								
118	A	Navy	56 57	93	H	Penn St.	48 84								
265	H	Boston U.	49 66	291	A	Vermont	52 63								
24	A	Arizona St.	33 63	143	H	Yale	70 71								

Non-Div I Games:

Holy Cross

■ Loss,
■ Non-Conf, S Site,
■ Home
■ Away
N Neutral

Average RPI Win:	214	WON-LOST	WINNING	LAST 10	STRENGTH OF	OPP. STRENGTH	TEAM	ADJ.	CONF.	ADJ CONF.
Average RPI Loss:	107	RECORD	PCT. RANK	GAMES	SCHEDULE	OF SCHEDULE	RPI	RPI	RPI	RPI
DIV. I ONLY	8- 9	181	5- 5	136	148	158	158	5	5	
DIV. I NON-CONF.	7- 6	158	6- 2	172	199	153	153	5	5	
TOTALS	RPI 1-25	RPI 26-50	W-L RECORDS	RPI 51-100	RPI 101-150	RPI 150+				
8- 9	0- 0	0- 2	OVERALL	0- 2	0- 2	8- 3				
5- 3	0- 0	0- 0	HOME	0- 0	0- 2	5- 1				
3- 5	0- 0	0- 2	AWAY	0- 2	0- 0	3- 1				
0- 1	0- 0	0- 0	NEUTRAL	0- 0	0- 0	0- 1				
7- 6	0- 0	0- 1	NON-CONFERENCE	0- 2	0- 1	7- 2				
4- 2	0- 0	0- 0	HOME	0- 0	0- 1	4- 1				
3- 3	0- 0	0- 1	AWAY	0- 2	0- 0	3- 0				
0- 1	0- 0	0- 0	NEUTRAL	0- 0	0- 0	0- 1				
1- 3	0- 0	0- 1	CONFERENCE	0- 0	0- 1	1- 1				
1- 1	0- 0	0- 0	HOME	0- 0	0- 1	1- 0				
0- 2	0- 0	0- 1	AWAY	0- 0	0- 0	0- 1				
0- 0	0- 0	0- 0	NEUTRAL	0- 0	0- 0	0- 0				

RPI	S	Opponent	Score	RPI	S	Opponent	Score	RPI	S	Opponent	Score	RPI	S	Opponent	Score	Team's RPI: 158
28	A	Texas Tech	60 84	55	A	UNLV	53 64	112	H	UCF	48 62	123	H	Mercer	60 64	
34	A	Tulane	56 82	76	A	Long Beach St.	55 65	156	N	Central Ark.	55 69	160	A	UTSA	56 49	
LAST 12 Division I GAMES:																
112	H	UCF	48 62	34	A	Tulane	56 82	161	A	Cincinnati	64 85	166	H	Tulsa	71 66	
161	A	Cincinnati	64 85	179	A	Louisiana	69 64	218	H	Texas St.	56 61	248	A	UTRGV	68 52	
166	H	Tulsa	71 66	168	H	Rutgers	53 51	295	H	Alcorn	85 70	325	H	Southeastern La.	83 80	
295	H	Alcorn	85 70	28	A	Texas Tech	60 84									
156	N	Central Ark.	55 69	167	H	Col. of Charleston	79 63									
160	A	UTSA	56 49	248	A	UTRGV	68 52									

Non-Div I Games:

Houston

■ Loss,
 ■ Non-Conf,
 ■ S Site,
 ■ H Home
 ■ A Away
 N Neutral

Houston Baptist

Through Games Of Jan. 15, 2017

Average RPI Win:	343	WON-LOST	WINNING	LAST 10	STRENGTH OF	OPP. STRENGTH	TEAM	ADJ.	CONF.	ADJ CONF.
Average RPI Loss:	166	RECORD	PCT. RANK	GAMES	SCHEDULE	OF SCHEDULE	RPI	RPI	RPI	RPI
DIV. I ONLY	2- 12	322	2- 7	254	297	333	333	27	27	
DIV. I NON-CONF.	0- 8	335	0- 5	118	202	321	321	26	26	
TOTALS	RPI 1-25	RPI 26-50	W-L RECORDS	RPI 51-100	RPI 101-150	RPI 150+				
2- 12	0- 2	0- 0	OVERALL	0- 2	0- 1	2- 7				
2- 6	0- 0	0- 0	HOME	0- 0	0- 1	2- 5				
0- 6	0- 0	0- 0	AWAY	0- 0	0- 0	0- 0				
0- 0	0- 0	0- 0	NEUTRAL	0- 0	0- 0	0- 0				
0- 8	0- 2	0- 0	NON-CONFERENCE	0- 1	0- 1	0- 4				
0- 4	0- 0	0- 0	HOME	0- 0	0- 1	0- 3				
0- 4	0- 2	0- 0	AWAY	0- 1	0- 0	0- 1				
0- 0	0- 0	0- 0	NEUTRAL	0- 0	0- 0	0- 0				
2- 4	0- 0	0- 0	CONFERENCE	0- 1	0- 0	2- 3				
2- 2	0- 0	0- 0	HOME	0- 0	0- 0	2- 2				
0- 2	0- 0	0- 0	AWAY	0- 1	0- 0	0- 1				
0- 0	0- 0	0- 0	NEUTRAL	0- 0	0- 0	0- 0				









































RPI 1-25				RPI 26-50				RPI 51-100				RPI 101+ Team's RPI: 333			
RPI	S	Opponent	Score	RPI	S	Opponent	Score	RPI	S	Opponent	Score	RPI	S	Opponent	Score
9	A	Baylor	43 118					74	A	SFA	49 86	105	H	Oral Roberts	65 75
14	A	Texas	46 98					97	A	Arkansas	40 101	156	H	Central Ark.	49 80
												163	H	Rice	53 79
												177	H	Texas Southern	34 50
												255	A	McNeese	53 68
												282	A	UTEP	45 75
												325	H	Southeastern La.	71 87
												339	H	La.-Monroe	65 77
												342	H	Incarnate Word	68 51
												343	H	Sam Houston St.	61 51
LAST 12 Division I GAMES:															
156	H	Central Ark.	49 80	342	H	Incarnate Word	68 51								
255	A	McNeese	53 68	339	H	La.-Monroe	65 77								
325	H	Southeastern La.	71 87	177	H	Texas Southern	34 50								
343	H	Sam Houston St.	61 51	282	A	UTEP	45 75								
74	A	SFA	49 86	105	H	Oral Roberts	65 75								
97	A	Arkansas	40 101	163	H	Rice	53 79								

Non-Div I Games: S'western Assemblie71 52 Arlington Baptist 75 55

Houston Baptist

Loss, Non-Conf, S Site, H Home A Away N Neutral

Average RPI Win: 299	WON-LOST	WINNING	LAST 10	STRENGTH OF	OPP. STRENGTH	TEAM	ADJ.	CONF.	ADJ CONF.
Average RPI Loss: 185	RECORD	PCT. RANK	GAMES	SCHEDULE	OF SCHEDULE	RPI	RPI	RPI	RPI
DIV. I ONLY	6- 8	212	6- 4	296	344	245	245	31	31
DIV. I NON-CONF.	4- 8	230	4- 6	267	341	264	264	31	31
TOTALS	RPI 1-25	RPI 26-50	W-L RECORDS	RPI 51-100	RPI 101-150	RPI 150+			
6- 8	0- 0	0- 1	OVERALL	0- 1	0- 1	6- 5			
3- 1	0- 0	0- 0	HOME	0- 0	0- 0	3- 1			
3- 7	0- 0	0- 1	AWAY	0- 1	0- 1	3- 4			
0- 0	0- 0	0- 0	NEUTRAL	0- 0	0- 0	0- 0			
4- 8	0- 0	0- 1	NON-CONFERENCE	0- 1	0- 1	4- 5			
2- 1	0- 0	0- 0	HOME	0- 0	0- 0	2- 1			
2- 7	0- 0	0- 1	AWAY	0- 1	0- 1	2- 4			
0- 0	0- 0	0- 0	NEUTRAL	0- 0	0- 0	0- 0			
2- 0	0- 0	0- 0	CONFERENCE	0- 0	0- 0	2- 0			
1- 0	0- 0	0- 0	HOME	0- 0	0- 0	1- 0			
1- 0	0- 0	0- 0	AWAY	0- 0	0- 0	1- 0			
0- 0	0- 0	0- 0	NEUTRAL	0- 0	0- 0	0- 0			

RPI S	Opponent	Score	RPI S	Opponent	Score	RPI S	Opponent	Score	RPI S	Opponent	Score	Team's RPI: 245
			32  Michigan	41  109		69  West Virginia	49  95		106  Cornell	55  67		
									161  Cincinnati	56  66		
									193  UMES	72 71		
									203  Brown	78  83		
									278  Robert Morris	42  59		
									279  St. Francis Brooklyn	78 63		
									291  Vermont	64 57		
									308  Ill.-Chicago	63  70		
									319  NJIT	55  70		
									338  Mt. St. Mary's	95 62		
									346  Fairleigh Dickinson	71 68		
									349  Florida A&M	72 58		
LAST 12 Division I GAMES:												
349  Florida A&M	72 58	193  UMES	72 71									
291  Vermont	64 57	278  Robert Morris	42  59									
346  Fairleigh Dickinson	71 68	279  St. Francis Brooklyn	78 63									
308  Ill.-Chicago	63  70	161  Cincinnati	56  66									
319  NJIT	55  70	106  Cornell	55  67									
338  Mt. St. Mary's	95 62	32  Michigan	41  109									

Non-Div I Games:

Howard

Average RPI Win:	203	WON-LOST	WINNING	LAST 10	STRENGTH OF	OPP. STRENGTH	TEAM	ADJ.	CONF.	ADJ CONF.
Average RPI Loss:	81	RECORD	PCT. RANK	GAMES	SCHEDULE	OF SCHEDULE	RPI	RPI	RPI	RPI
DIV. I ONLY	10- 6	117	4- 5	101	209	89	89	11	11	
DIV. I NON-CONF.	8- 3	67	4- 2	144	213	86	86	10	10	
TOTALS	RPI 1-25	RPI 26-50	W-L RECORDS	RPI 51-100	RPI 101-150	RPI 150+				
10- 6	0- 0	0- 2	OVERALL	1- 3	3- 0	6- 1				
5- 2	0- 0	0- 0	HOME	1- 2	1- 0	3- 0				
5- 4	0- 0	0- 2	AWAY	0- 1	2- 0	3- 1				
0- 0	0- 0	0- 0	NEUTRAL	0- 0	0- 0	0- 0				
8- 3	0- 0	0- 0	NON-CONFERENCE	1- 3	2- 0	5- 0				
3- 2	0- 0	0- 0	HOME	1- 2	0- 0	2- 0				
5- 1	0- 0	0- 0	AWAY	0- 1	2- 0	3- 0				
0- 0	0- 0	0- 0	NEUTRAL	0- 0	0- 0	0- 0				
2- 3	0- 0	0- 2	CONFERENCE	0- 0	1- 0	1- 1				
2- 0	0- 0	0- 0	HOME	0- 0	1- 0	1- 0				
0- 3	0- 0	0- 2	AWAY	0- 0	0- 0	0- 1				
0- 0	0- 0	0- 0	NEUTRAL	0- 0	0- 0	0- 0				

RPI 1-25				RPI 26-50				RPI 51-100				Team's RPI: 89		RPI 101+			
RPI	S	Opponent	Score	RPI	S	Opponent	Score	RPI	S	Opponent	Score			RPI	S	Opponent	Score
				41	A	South Dakota St.	49 68	53	H	UNI	62 69			107	A	Purdue	67 62
				42	A	South Dakota	62 75	56	H	Missouri	73 45			116	H	Western Ill.	66 52
								87	H	Ohio	65 71			147	A	VCU	71 62
								98	A	Belmont	72 78			162	A	Omaha	44 64
														164	A	Indiana St.	45 35
														223	A	Miami (OH)	65 53
														293	H	Tennessee Tech	77 63
														306	H	Ga. Southern	83 57
														308	A	Ill.-Chicago	67 57
														309	H	Denver	71 49
LAST 12 Division I GAMES:																	
				41	A	South Dakota St.	49 68	309	H	Denver	71 49						
				42	A	South Dakota	62 75	293	H	Tennessee Tech	77 63						
				162	A	Omaha	44 64	87	H	Ohio	65 71						
				116	H	Western Ill.	66 52	223	A	Miami (OH)	65 53						
				107	A	Purdue	67 62	56	H	Missouri	73 45						
				98	A	Belmont	72 78	164	A	Indiana St.	45 35						

Non-Div I Games: Oakland City 95 62 Ind.-Northwest 89 36

IUPUI

Loss, Non-Conf, S Site, H Home A Away N Neutral

Average RPI Win:	260	WON-LOST	WINNING	LAST 10	STRENGTH OF	OPP. STRENGTH	TEAM	ADJ.	CONF.	ADJ CONF.
Average RPI Loss:	83	RECORD	PCT. RANK	GAMES	SCHEDULE	OF SCHEDULE	RPI	RPI	RPI	RPI
DIV. I ONLY	5- 9	239	3- 5	67	173	132	132	17	17	
DIV. I NON-CONF.	3- 6	230	1- 4	16	121	84	84	18	18	
TOTALS	RPI 1-25	RPI 26-50	W-L RECORDS	RPI 51-100	RPI 101-150	RPI 150+				
5- 9	0- 2	0- 1	OVERALL	1- 3	0- 1	4- 2				
1- 1	0- 0	0- 0	HOME	0- 0	0- 0	1- 1				
4- 5	0- 0	0- 0	AWAY	1- 0	0- 0	3- 0				
0- 3	0- 1	0- 0	NEUTRAL	0- 2	0- 0	0- 0				
3- 6	0- 2	0- 1	NON-CONFERENCE	1- 2	0- 0	2- 1				
0- 0	0- 0	0- 0	HOME	0- 0	0- 0	0- 0				
3- 3	0- 1	0- 1	AWAY	1- 0	0- 0	2- 1				
0- 3	0- 1	0- 0	NEUTRAL	0- 2	0- 0	0- 0				
2- 3	0- 0	0- 0	CONFERENCE	0- 1	0- 1	2- 1				
1- 1	0- 0	0- 0	HOME	0- 0	0- 0	1- 1				
1- 2	0- 0	0- 0	AWAY	0- 1	0- 1	1- 0				
0- 0	0- 0	0- 0	NEUTRAL	0- 0	0- 0	0- 0				

RPI 1-25				RPI 26-50				RPI 51-100				RPI 101+ Team's RPI: 132			
RPI	S	Opponent	Score	RPI	S	Opponent	Score	RPI	S	Opponent	Score	RPI	S	Opponent	Score
5	A	Washington	53 105	47	A	Oregon	70 73	53	N	UNI	74 76	117	A	Eastern Wash.	57 67
7	N	Oregon St.	49 60					55	N	UNLV	61 73	187	H	Idaho St.	60 67
								79	A	Montana St.	64 80	194	A	Grand Canyon	60 64
								94	A	Wyoming	74 71	254	H	Weber St.	95 77
												274	A	Seattle U	68 64
												331	A	Montana	86 59
												347	A	Cal St. Fullerton	88 86
LAST 12 Division I GAMES:															
254	H	Weber St.	95 77	187	H	Idaho St.	60 67	55	N	UNLV	61 73	7	N	Oregon St.	49 60
79	A	Montana St.	64 80	53	N	UNI	74 76	194	A	Grand Canyon	60 64	53	N	Washington	53 105
331	A	Montana	86 59	47	A	Oregon	70 73	5	A	Washington	53 105				
117	A	Eastern Wash.	57 67	94	A	Wyoming	74 71								

Non-Div I Games: Lewis-Clark St. 85 49 Central Wash. 79 45

Idaho

Loss, Non-Conf, S Site, H Home A Away N Neutral

Average RPI Win:	247	WON-LOST	WINNING	LAST 10	STRENGTH OF	OPP. STRENGTH	TEAM	ADJ.	CONF.	ADJ CONF.
Average RPI Loss:	127	RECORD	PCT. RANK	GAMES	SCHEDULE	OF SCHEDULE	RPI	RPI	RPI	RPI
DIV. I ONLY	8- 7	147	6- 3	300	125	187	187	17	17	
DIV. I NON-CONF.	5- 5	166	4- 2	298	116	202	202	18	18	
TOTALS	RPI 1-25	RPI 26-50	W-L RECORDS	RPI 51-100	RPI 101-150	RPI 150+				
8- 7	0- 1	0- 0	OVERALL	1- 2	1- 2	6- 2				
5- 0	0- 0	0- 0	HOME	1- 0	0- 0	4- 0				
2- 6	0- 0	0- 0	AWAY	0- 0	1- 0	1- 0				
1- 1	0- 0	0- 0	NEUTRAL	0- 1	0- 0	1- 0				
5- 5	0- 1	0- 0	NON-CONFERENCE	0- 2	0- 1	5- 1				
3- 0	0- 0	0- 0	HOME	0- 0	0- 0	3- 0				
1- 4	0- 1	0- 0	AWAY	0- 1	0- 1	1- 1				
1- 1	0- 0	0- 0	NEUTRAL	0- 1	0- 0	1- 0				
3- 2	0- 0	0- 0	CONFERENCE	1- 0	1- 1	1- 1				
2- 0	0- 0	0- 0	HOME	1- 0	0- 0	1- 0				
1- 2	0- 0	0- 0	AWAY	0- 0	1- 1	0- 1				
0- 0	0- 0	0- 0	NEUTRAL	0- 0	0- 0	0- 0				

RPI 1-25				RPI 26-50				RPI 51-100				RPI 101+ Team's RPI: 187			
RPI	S	Opponent	Score	RPI	S	Opponent	Score	RPI	S	Opponent	Score	RPI	S	Opponent	Score
7	A	Oregon St.	38 61					77	N	James Madison	53 83	117	A	Eastern Wash.	41 58
								79	H	Montana St.	67 59	121	A	Santa Clara	78 82
								85	A	Colorado	56 85	132	A	Idaho	67 60
												197	A	Wisconsin	42 35
												225	A	Utah St.	56 69
												254	A	Weber St.	43 50
												275	N	Davidson	70 58
												309	H	Denver	65 64
												326	H	Utah Valley	61 56
												328	H	UC Irvine	65 54
												331	H	Montana	61 43
LAST 12 Division I GAMES:															
117	A	Eastern Wash.	41 58	132	A	Idaho	67 60								
254	A	Weber St.	43 50	197	A	Wisconsin	42 35								
79	H	Montana St.	67 59	85	A	Colorado	56 85								
331	H	Montana	61 43	225	A	Utah St.	56 69								
326	H	Utah Valley	61 56	275	N	Davidson	70 58								
309	H	Denver	65 64	77	N	James Madison	53 83								

Non-Div I Games: Montana Tech 77 55

Idaho St.

■ Loss,
■ Non-Conf,
■ S Site,
■ H Home
■ A Away
N Neutral

Average RPI Win:	245	WON-LOST	WINNING	LAST 10	STRENGTH OF	OPP. STRENGTH	TEAM	ADJ.	CONF.	ADJ CONF.
Average RPI Loss:	169	RECORD	PCT. RANK	GAMES	SCHEDULE	OF SCHEDULE	RPI	RPI	RPI	RPI
DIV. I ONLY	1- 14	339	1- 9	145	284	308	308	22	22	
DIV. I NON-CONF.	1- 8	314	1- 5	182	240	305	305	21	21	
TOTALS	RPI 1-25	RPI 26-50	W-L RECORDS	RPI 51-100	RPI 101-150	RPI 150+				
1- 14	0- 0	0- 2	OVERALL	0- 3	0- 1	1- 8				
0- 6	0- 0	0- 1	HOME	0- 1	0- 0	0- 4				
1- 8	0- 0	0- 1	AWAY	0- 2	0- 1	1- 4				
0- 0	0- 0	0- 0	NEUTRAL	0- 0	0- 0	0- 0				
1- 8	0- 0	0- 1	NON-CONFERENCE	0- 3	0- 1	1- 3				
0- 4	0- 0	0- 0	HOME	0- 1	0- 0	0- 3				
1- 4	0- 0	0- 1	AWAY	0- 2	0- 1	1- 0				
0- 0	0- 0	0- 0	NEUTRAL	0- 0	0- 0	0- 0				
0- 6	0- 0	0- 1	CONFERENCE	0- 0	0- 0	0- 5				
0- 2	0- 0	0- 1	HOME	0- 0	0- 0	0- 1				
0- 4	0- 0	0- 0	AWAY	0- 0	0- 0	0- 4				
0- 0	0- 0	0- 0	NEUTRAL	0- 0	0- 0	0- 0				

RPI 1-25				RPI 26-50				RPI 51-100				RPI 101+				Team's RPI: 308	
RPI	S	Opponent	Score	RPI	S	Opponent	Score	RPI	S	Opponent	Score	RPI	S	Opponent	Score		
				29	H	Green Bay	65 79	84	A	Virginia	39 76	109	A	Toledo	51 79		
				50	A	Northwestern	44 88	89	H	IUPUI	57 67	173	A	Cleveland St.	59 77		
								91	A	Central Mich.	55 77	184	H	Milwaukee	65 88		
												185	A	Oakland	58 81		
												189	A	Detroit	76 98		
												230	H	Bradley	56 65		
												245	A	Howard	70 63		
												299	H	Illinois St.	52 59		
												323	H	Fort Wayne	55 61		
												329	A	Youngstown St.	54 70		
LAST 12 Division I GAMES:																	
				329	A	Youngstown St.	54 70	173	A	Cleveland St.	59 77						
				29	H	Green Bay	65 79	245	A	Howard	70 63						
				184	H	Milwaukee	65 88	84	A	Virginia	39 76						
				189	A	Detroit	76 98	50	A	Northwestern	44 88						
				185	A	Oakland	58 81	323	H	Fort Wayne	55 61						
				230	H	Bradley	56 65	91	A	Central Mich.	55 77						

Non-Div I Games: Lake Forest 84 48 Robert Morris (IL) 106 58

Ill.-Chicago

Loss, Non-Conf, S Site, H Home A Away N Neutral

Average RPI Win:	195	WON-LOST	WINNING	LAST 10	STRENGTH OF	OPP. STRENGTH	TEAM	ADJ.	CONF.	ADJ CONF.
Average RPI Loss:	103	RECORD	PCT. RANK	GAMES	SCHEDULE	OF SCHEDULE	RPI	RPI	RPI	RPI
DIV. I ONLY	8- 10	196	5- 5	82	138	182	182	6	6	
DIV. I NON-CONF.	5- 8	218	3- 4	71	288	209	209	6	6	
TOTALS	RPI 1-25	RPI 26-50	W-L RECORDS	RPI 51-100	RPI 101-150	RPI 150+				
8- 10	0- 0	0- 2	OVERALL	1- 5	1- 1	6- 2				
8- 4	0- 0	0- 0	HOME	1- 1	1- 1	6- 2				
0- 6	0- 0	0- 2	AWAY	0- 4	0- 0	0- 0				
0- 0	0- 0	0- 0	NEUTRAL	0- 0	0- 0	0- 0				
5- 8	0- 0	0- 1	NON-CONFERENCE	0- 4	1- 1	4- 2				
5- 4	0- 0	0- 0	HOME	0- 1	1- 1	4- 2				
0- 4	0- 0	0- 1	AWAY	0- 3	0- 0	0- 0				
0- 0	0- 0	0- 0	NEUTRAL	0- 0	0- 0	0- 0				
3- 2	0- 0	0- 1	CONFERENCE	1- 1	0- 0	2- 0				
3- 0	0- 0	0- 0	HOME	1- 0	0- 0	2- 0				
0- 2	0- 0	0- 1	AWAY	0- 1	0- 0	0- 0				
0- 0	0- 0	0- 0	NEUTRAL	0- 0	0- 0	0- 0				

RPI S	Opponent	Score	RPI S	Opponent	Score	RPI S	Opponent	Score	RPI S	Opponent	Score	Team's RPI: 182
40	A Michigan St.	47 71	42	A South Dakota	68 77	66	H Wake Forest	70 79	108	H FGCU	82 73	
						67	A Iowa	58 78	123	H Mercer	33 51	
						67	H Iowa	70 65	151	H Nebraska	79 59	
						75	A George Washington	56 72	159	H Wright St.	76 72	
						87	A Ohio	68 80	168	H Rutgers	78 41	
						91	A Central Mich.	51 82	211	H Memphis	54 64	
									229	H Marshall	53 55	
									252	H USC Upstate	77 57	
									323	H Fort Wayne	56 33	
									330	H Ark.-Pine Bluff	70 58	
LAST 12 Division I GAMES:												
67	A Iowa	58 78	151	H Nebraska	79 59							
168	H Rutgers	78 41	108	H FGCU	82 73							
40	A Michigan St.	47 71	159	H Wright St.	76 72							
67	H Iowa	70 65	42	A South Dakota	68 77							
87	A Ohio	68 80	75	A George Washington	56 72							
91	A Central Mich.	51 82	323	H Fort Wayne	56 33							

Non-Div I Games:

Illinois

■ Loss,
 ■ Non-Conf,
 ■ S Site,
 ■ H Home
 ■ A Away
 N Neutral

Average RPI Win:	289	WON-LOST	WINNING	LAST 10	STRENGTH OF	OPP. STRENGTH	TEAM	ADJ.	CONF.	ADJ CONF.
Average RPI Loss:	139	RECORD	PCT. RANK	GAMES	SCHEDULE	OF SCHEDULE	RPI	RPI	RPI	RPI
DIV. I ONLY	4- 12	288	1- 9	229	191	299	299	16	16	
DIV. I NON-CONF.	3- 8	262	1- 6	262	225	304	304	14	14	
TOTALS	RPI 1-25	RPI 26-50	W-L RECORDS	RPI 51-100	RPI 101-150	RPI 150+				
4- 12	0- 1	0- 1	OVERALL	0- 2	0- 3	4- 5				
3- 6	0- 0	0- 1	HOME	0- 1	0- 2	3- 2				
1- 6	0- 1	0- 0	AWAY	0- 1	0- 1	1- 3				
0- 0	0- 0	0- 0	NEUTRAL	0- 0	0- 0	0- 0				
3- 8	0- 1	0- 0	NON-CONFERENCE	0- 1	0- 3	3- 3				
2- 4	0- 0	0- 0	HOME	0- 0	0- 2	2- 2				
1- 4	0- 1	0- 0	AWAY	0- 1	0- 1	1- 1				
0- 0	0- 0	0- 0	NEUTRAL	0- 0	0- 0	0- 0				
1- 4	0- 0	0- 1	CONFERENCE	0- 1	0- 0	1- 2				
1- 2	0- 0	0- 1	HOME	0- 1	0- 0	1- 0				
0- 2	0- 0	0- 0	AWAY	0- 0	0- 0	0- 2				
0- 0	0- 0	0- 0	NEUTRAL	0- 0	0- 0	0- 0				

RPI 1-25				RPI 26-50				RPI 51-100				RPI 101+				Team's RPI: 299
RPI	S	Opponent	Score	RPI	S	Opponent	Score	RPI	S	Opponent	Score	RPI	S	Opponent	Score	
24	A	Arizona St.	40 76	35	H	Drake	36 87	53	H	UNI	40 78	116	A	Western Ill.	50 80	
								81	A	Northern Ill.	66 108	122	H	George Mason	46 72	
												143	H	Yale	45 59	
												164	A	Indiana St.	49 63	
												184	H	Milwaukee	60 68	
												197	H	Wisconsin	46 64	
												230	H	Bradley	71 63	
												262	A	SIUE	80 92	
												287	A	Loyola Chicago	61 64	
												303	H	Eastern Ill.	60 49	
												308	A	Ill.-Chicago	59 52	
												316	H	Valparaiso	77 56	
LAST 12 Division I GAMES:																
				53	H	UNI	40 78	35	H	Drake	36 87					
				164	A	Indiana St.	49 63	122	H	George Mason	46 72					
				287	A	Loyola Chicago	61 64	184	H	Milwaukee	60 68					
				230	H	Bradley	71 63	197	H	Wisconsin	46 64					
				262	A	SIUE	80 92	303	H	Eastern Ill.	60 49					
				116	A	Western Ill.	50 80	81	A	Northern Ill.	66 108					

Non-Div I Games:

Illinois St.

Incarinate Record				Through Games Of Jan. 15, 1917						
Average RPI Win:	319	WON-LOST	WINNING	LAST 10	STRENGTH OF	OPP. STRENGTH	TEAM	ADJ.	CONF.	ADJ CONF.
Average RPI Loss:	231	RECORD	PCT. RANK	GAMES	SCHEDULE	OF SCHEDULE	RPI	RPI	RPI	RPI
DIV. I ONLY	2- 13	324	2- 6	338	312	342	342	27	27	
DIV. I NON-CONF.	0- 9	335	0- 4	329	275	349	349	26	26	

TOTALS	RPI 1-25	RPI 26-50		W-L RECORDS		RPI 51-100	RPI 101-150		RPI 150+	
2- 13	0- 0	0- 0		OVERALL		0- 0	0- 2		2- 11	
0- 4	0- 0	0- 0		HOME		0- 0	0- 0		0- 4	
2- 7	0- 0	0- 0		AWAY		0- 0	0- 0		2- 0	
0- 2	0- 0	0- 0		NEUTRAL		0- 0	0- 0		0- 2	
0- 9	0- 0	0- 0		NON-CONFERENCE		0- 0	0- 1		0- 8	
0- 2	0- 0	0- 0		HOME		0- 0	0- 0		0- 2	
0- 5	0- 0	0- 0		AWAY		0- 0	0- 1		0- 4	
0- 2	0- 0	0- 0		NEUTRAL		0- 0	0- 0		0- 2	
2- 4	0- 0	0- 0		CONFERENCE		0- 0	0- 1		2- 3	
0- 2	0- 0	0- 0		HOME		0- 0	0- 0		0- 2	
2- 2	0- 0	0- 0		AWAY		0- 0	0- 1		2- 1	
0- 0	0- 0	0- 0		NEUTRAL		0- 0	0- 0		0- 0	

RPI 1-25				RPI 26-50				RPI 51-100				RPI 101+				Team's RPI: 342	
RPI	S	Opponent	Score	RPI	S	Opponent	Score	RPI	S	Opponent	Score	RPI	S	Opponent	Score		
												125	A	TCU	40	88	
												126	A	Lamar University	54	83	
												163	H	Rice	43	60	
												208	A	Wichita St.	63	73	
												210	H	New Orleans	67	71	
												218	A	Texas St.	50	67	
												225	N	Utah St.	46	79	
												239	A	North Texas	61	84	
												246	N	Murray St.	68	72	
												273	H	Eastern Mich.	47	66	
												301	H	Northwestern St.	74	76	
												313	A	Nicholls St.	78	52	
												325	A	Southeastern La.	85	76	
												331	A	Montana	56	61	
												333	A	Houston Baptist	51	68	
LAST 12 Division I GAMES:																	
				126	A	Lamar University	54	83	333	A	Houston Baptist	51	68				
				210	H	New Orleans	67	71	246	N	Murray St.	68	72				
				301	H	Northwestern St.	74	76	239	A	North Texas	61	84				
				325	A	Southeastern La.	85	76	163	H	Rice	43	60				
				313	A	Nicholls St.	78	52	273	H	Eastern Mich.	47	66				
				208	A	Wichita St.	63	73	225	N	Utah St.	46	79				

Non-Div I Games: LSU-Alexandria 106 79 Tex. A&M-Kingsville 79 66

Incarnate Word

Loss, Non-Conf, S Site, H Home A Away N Neutral

Indiana

Through Games Of Jan. 15, 2017

Average RPI Win:	184	WON-LOST	WINNING	LAST 10	STRENGTH OF	OPP. STRENGTH	TEAM	ADJ.	CONF.	ADJ CONF.
Average RPI Loss:	44	RECORD	PCT. RANK	GAMES	SCHEDULE	OF SCHEDULE	RPI	RPI	RPI	RPI
DIV. I ONLY	12- 6	89	7- 3	108	56	65	65	6	6	
DIV. I NON-CONF.	10- 3	54	6- 1	226	92	73	73	6	6	
TOTALS	RPI 1-25	RPI 26-50	W-L RECORDS	RPI 51-100	RPI 101-150	RPI 150+				
12- 6	0- 1	1- 4	OVERALL	3- 1	1- 0	7- 0				
7- 1	0- 0	1- 1	HOME	0- 0	1- 0	5- 0				
3- 5	0- 1	0- 3	AWAY	2- 1	0- 0	1- 0				
2- 0	0- 0	0- 0	NEUTRAL	1- 0	0- 0	1- 0				
10- 3	0- 1	0- 1	NON-CONFERENCE	2- 1	1- 0	7- 0				
6- 0	0- 0	0- 0	HOME	0- 0	1- 0	5- 0				
2- 3	0- 1	0- 1	AWAY	1- 1	0- 0	1- 0				
2- 0	0- 0	0- 0	NEUTRAL	1- 0	0- 0	1- 0				
2- 3	0- 0	1- 3	CONFERENCE	1- 0	0- 0	0- 0				
1- 1	0- 0	1- 1	HOME	0- 0	0- 0	0- 0				
1- 2	0- 0	0- 2	AWAY	1- 0	0- 0	0- 0				
0- 0	0- 0	0- 0	NEUTRAL	0- 0	0- 0	0- 0				

RPI 1-25				RPI 26-50				RPI 51-100 Team's RPI: 65				RPI 101+			
RPI	S	Opponent	Score	RPI	S	Opponent	Score	RPI	S	Opponent	Score	RPI	S	Opponent	Score
21	A	Auburn	67 71	30	H	Ohio St.	82 92	70	N	Florida	102 88	115	H	Vanderbilt	94 61
				32	A	Michigan	74 78	93	A	Penn St.	89 70	185	H	Oakland	84 59
				36	A	North Carolina St.	70 84	96	A	Western Ky.	74 85	207	N	Stony Brook	74 60
				46	H	Minnesota	78 62	100	A	Chattanooga	79 76	234	H	Presbyterian	71 37
				50	A	Northwestern	67 80					239	A	North Texas	94 64
												264	H	Northern Ky.	100 49
												316	H	Valparaiso	87 58
												337	H	UMass Lowell	79 45
LAST 12 Division I GAMES:															
				32	A	Michigan	74 78	50	A	Northwestern	67 80				
				46	H	Minnesota	78 62	185	H	Oakland	84 59				
				30	H	Ohio St.	82 92	316	H	Valparaiso	87 58				
				93	A	Penn St.	89 70	264	H	Northern Ky.	100 49				
				207	N	Stony Brook	74 60	239	A	North Texas	94 64				
				70	N	Florida	102 88	36	A	North Carolina St.	70 84				

Non-Div I Games:

Indiana

■ Loss,
 ■ Non-Conf, S Site,
 ■ Home
 ■ Away
 N Neutral

Indiana St.

Through Games Of Jan. 15, 2017

Average RPI Win:	228	WON-LOST	WINNING	LAST 10	STRENGTH OF	OPP. STRENGTH	TEAM	ADJ.	CONF.	ADJ CONF.
Average RPI Loss:	180	RECORD	PCT. RANK	GAMES	SCHEDULE	OF SCHEDULE	RPI	RPI	RPI	RPI
DIV. I ONLY	10- 6	117	7- 3	326	117	164	164	16	16	
DIV. I NON-CONF.	6- 5	149	4- 3	297	102	170	170	14	14	
TOTALS	RPI 1-25	RPI 26-50	W-L RECORDS	RPI 51-100	RPI 101-150	RPI 150+				
10- 6	0- 0	0- 0	OVERALL	0- 2	1- 0	9- 4				
4- 1	0- 0	0- 0	HOME	0- 1	0- 0	4- 0				
6- 5	0- 0	0- 0	AWAY	0- 1	1- 0	5- 4				
0- 0	0- 0	0- 0	NEUTRAL	0- 0	0- 0	0- 0				
6- 5	0- 0	0- 0	NON-CONFERENCE	0- 2	1- 0	5- 3				
2- 1	0- 0	0- 0	HOME	0- 1	0- 0	2- 0				
4- 4	0- 0	0- 0	AWAY	0- 1	1- 0	3- 3				
0- 0	0- 0	0- 0	NEUTRAL	0- 0	0- 0	0- 0				
4- 1	0- 0	0- 0	CONFERENCE	0- 0	0- 0	4- 1				
2- 0	0- 0	0- 0	HOME	0- 0	0- 0	2- 0				
2- 1	0- 0	0- 0	AWAY	0- 0	0- 0	2- 1				
0- 0	0- 0	0- 0	NEUTRAL	0- 0	0- 0	0- 0				

RPI 1-25			RPI 26-50			RPI 51-100			RPI 101+			Team's RPI: 164
RPI	S	Opponent	Score	RPI	S	Opponent	Score	RPI	S	Opponent	Score	
						56	A Missouri	48	77	139	A Saint Louis	70 67
						89	H IUPUI	35	45	161	A Cincinnati	63 55
										162	A Omaha	45 72
										166	H Tulsa	72 68
										195	A Butler	48 66
										204	A Southern Ill.	68 53
										223	A Miami (OH)	62 54
										230	H Bradley	58 51
										258	A Evansville	41 57
										264	H Northern Ky.	58 38
										287	A Loyola Chicago	48 38
										299	H Illinois St.	63 49
										303	A Eastern Ill.	88 61
										318	A Fla. Atlantic	67 70
LAST 12 Division I GAMES:												
299	H	Illinois St.	63 49	287	A	Loyola Chicago	48 38					
230	H	Bradley	58 51	139	A	Saint Louis	70 67					
204	A	Southern Ill.	68 53	223	A	Miami (OH)	62 54					
258	A	Evansville	41 57	89	H	IUPUI	35 45					
166	H	Tulsa	72 68	303	A	Eastern Ill.	88 61					
195	A	Butler	48 66	162	A	Omaha	45 72					

Non-Div I Games:

Indiana St.

■ Loss,
■ Non-Conf,
■ S Site,
■ H Home
■ A Away
N Neutral

Average RPI Win:	202	WON-LOST	WINNING	LAST 10	STRENGTH OF	OPP. STRENGTH	TEAM	ADJ.	CONF.	ADJ CONF.
Average RPI Loss:	171	RECORD	PCT. RANK	GAMES	SCHEDULE	OF SCHEDULE	RPI	RPI	RPI	RPI
DIV. I ONLY	9- 8	152	5- 5	269	160	215	215	18	18	
DIV. I NON-CONF.	5- 4	144	3- 1	171	150	150	150	17	17	
TOTALS	RPI 1-25	RPI 26-50	W-L RECORDS	RPI 51-100	RPI 101-150	RPI 150+				
9- 8	0- 0	0- 0	OVERALL	1- 1	2- 3	6- 4				
7- 3	0- 0	0- 0	HOME	1- 0	1- 1	5- 2				
2- 5	0- 0	0- 0	AWAY	0- 1	1- 2	1- 2				
0- 0	0- 0	0- 0	NEUTRAL	0- 0	0- 0	0- 0				
5- 4	0- 0	0- 0	NON-CONFERENCE	1- 1	2- 2	2- 1				
4- 1	0- 0	0- 0	HOME	1- 0	1- 1	2- 0				
1- 3	0- 0	0- 0	AWAY	0- 1	1- 1	0- 1				
0- 0	0- 0	0- 0	NEUTRAL	0- 0	0- 0	0- 0				
4- 4	0- 0	0- 0	CONFERENCE	0- 0	0- 1	4- 3				
3- 2	0- 0	0- 0	HOME	0- 0	0- 0	3- 2				
1- 2	0- 0	0- 0	AWAY	0- 0	0- 1	1- 1				
0- 0	0- 0	0- 0	NEUTRAL	0- 0	0- 0	0- 0				

RPI 1-25				RPI 26-50				RPI 51-100				RPI 101+				Team's RPI: 215	
RPI	S	Opponent	Score	RPI	S	Opponent	Score	RPI	S	Opponent	Score	RPI	S	Opponent	Score		
								93	A	Penn St.	67	80	118	A	Navy	68	73
								95	H	Fordham	55	46	129	H	Duquesne	58	61
													138	A	Rider	65	85
													147	A	VCU	59	57
													148	H	Saint Joseph's	58	57
													170	H	Niagara	68	61
													190	A	Fairfield	59	68
													207	H	Stony Brook	57	46
													224	H	Siena	46	58
													232	H	Manhattan	70	53
													239	A	North Texas	55	66
													240	H	Marist	62	68
													253	H	Canisius	55	52
													279	H	St. Francis Brooklyn	62	46
													283	A	Saint Peter's	66	58
LAST 12 Division I GAMES:																	
170	H	Niagara	68	61	240	H	Marist	62	68								
224	H	Siena	46	58	279	H	St. Francis Brooklyn	62	46								
283	A	Saint Peter's	66	58	95	H	Fordham	55	46								
138	A	Rider	65	85	190	A	Fairfield	59	68								
253	H	Canisius	55	52	232	H	Manhattan	70	53								
93	A	Penn St.	67	80	147	A	VCU	59	57								

Non-Div I Games:

Iona

Average RPI Win:	147	WON-LOST	WINNING	LAST 10	STRENGTH OF	OPP. STRENGTH	TEAM	ADJ.	CONF.	ADJ CONF.
Average RPI Loss:	56	RECORD	PCT. RANK	GAMES	SCHEDULE	OF SCHEDULE	RPI	RPI	RPI	RPI
DIV. I ONLY	11- 7	126	6- 4	23	62	67	67	6	6	
DIV. I NON-CONF.	9- 4	85	5- 2	11	72	42	42	6	6	
TOTALS	RPI 1-25	RPI 26-50	W-L RECORDS	RPI 51-100	RPI 101-150	RPI 150+				
11- 7	0- 2	0- 3	OVERALL	2- 1	4- 0	5- 1				
9- 3	0- 1	0- 2	HOME	1- 0	4- 0	4- 0				
1- 3	0- 0	0- 1	AWAY	0- 1	0- 0	1- 1				
1- 1	0- 1	0- 0	NEUTRAL	1- 0	0- 0	0- 0				
9- 4	0- 2	0- 2	NON-CONFERENCE	2- 0	4- 0	3- 0				
7- 2	0- 1	0- 1	HOME	1- 0	4- 0	2- 0				
1- 1	0- 0	0- 1	AWAY	0- 0	0- 0	1- 0				
1- 1	0- 1	0- 0	NEUTRAL	1- 0	0- 0	0- 0				
2- 3	0- 0	0- 1	CONFERENCE	0- 1	0- 0	2- 1				
2- 1	0- 0	0- 1	HOME	0- 0	0- 0	2- 0				
0- 2	0- 0	0- 0	AWAY	0- 1	0- 0	0- 1				
0- 0	0- 0	0- 0	NEUTRAL	0- 0	0- 0	0- 0				

RPI 1-25				RPI 26-50				RPI 51-100 Team's RPI: 67				RPI 101+			
RPI	S	Opponent	Score	RPI	S	Opponent	Score	RPI	S	Opponent	Score	RPI	S	Opponent	Score
2	H	Notre Dame	58 73	26	H	Maryland	82 98	53	H	UNI	88 39	105	H	Oral Roberts	96 76
10	N	UCLA	65 78	35	A	Drake	76 81	77	N	James Madison	90 75	113	H	Hampton	84 51
				41	H	South Dakota St.	64 66	93	A	Penn St.	58 71	114	H	Iowa St.	88 76
												144	H	Kent St.	83 48
												151	H	Nebraska	75 72
												157	A	North Dakota	75 60
												182	A	Illinois	65 70
												182	H	Illinois	78 58
												238	H	Massachusetts	71 30
												278	H	Robert Morris	81 60
LAST 12 Division I GAMES:															
182	H	Illinois	78 58	26	H	Maryland	82 98	278	H	Robert Morris	81 60	114	H	Iowa St.	88 76
93	A	Penn St.	58 71	53	H	UNI	88 39	2	H	Notre Dame	58 73	53	H	UNI	88 39
151	H	Nebraska	75 72	77	N	James Madison	90 75								
182	A	Illinois	65 70												
144	H	Kent St.	83 48												
35	A	Drake	76 81												

Non-Div I Games:

Iowa

Average RPI Win:	191	WON-LOST	WINNING	LAST 10	STRENGTH OF	OPP. STRENGTH	TEAM	ADJ.	CONF.	ADJ CONF.
Average RPI Loss:	43	RECORD	PCT. RANK	GAMES	SCHEDULE	OF SCHEDULE	RPI	RPI	RPI	RPI
DIV. I ONLY	10- 7	133	4- 6	73	40	114	114	4	4	
DIV. I NON-CONF.	9- 2	37	4- 2	134	180	75	75	4	4	
TOTALS	RPI 1-25	RPI 26-50	W-L RECORDS	RPI 51-100	RPI 101-150	RPI 150+				
10- 7	0- 3	1- 2	OVERALL	2- 1	1- 1	6- 0				
10- 3	0- 3	1- 0	HOME	2- 0	1- 0	6- 0				
0- 4	0- 0	0- 2	AWAY	0- 1	0- 1	0- 0				
0- 0	0- 0	0- 0	NEUTRAL	0- 0	0- 0	0- 0				
9- 2	0- 1	1- 0	NON-CONFERENCE	2- 1	0- 0	6- 0				
9- 1	0- 1	1- 0	HOME	2- 0	0- 0	6- 0				
0- 1	0- 0	0- 0	AWAY	0- 1	0- 0	0- 0				
0- 0	0- 0	0- 0	NEUTRAL	0- 0	0- 0	0- 0				
1- 5	0- 2	0- 2	CONFERENCE	0- 0	1- 1	0- 0				
1- 2	0- 2	0- 0	HOME	0- 0	1- 0	0- 0				
0- 3	0- 0	0- 2	AWAY	0- 0	0- 1	0- 0				
0- 0	0- 0	0- 0	NEUTRAL	0- 0	0- 0	0- 0				

RPI S	Opponent	Score	RPI S	Opponent	Score	RPI S	Opponent	Score	RPI S	Opponent	Score	Team's RPI: 114
4	H Mississippi St.	81 85	28	A Texas Tech	66 75	53	H UNI	76 68	119	H Kansas	87 58	
14	H Texas	68 75	35	H Drake	75 67	67	A Iowa	76 88	125	A TCU	75 80	
23	H Oklahoma	57 67	39	A Oklahoma St.	59 71	81	H Northern Ill.	97 89	180	H Sacred Heart	76 56	
									210	H New Orleans	100 63	
									259	H UC Santa Barbara	77 60	
									317	H Arkansas St.	105 53	
									321	H Savannah St.	74 51	
									332	H Delaware St.	88 57	
LAST 12 Division I GAMES:												
23	H Oklahoma	57 67	125	A TCU	75 80							
119	H Kansas	87 58	332	H Delaware St.	88 57							
28	A Texas Tech	66 75	81	H Northern Ill.	97 89							
14	H Texas	68 75	67	A Iowa	76 88							
39	A Oklahoma St.	59 71	210	H New Orleans	100 63							
180	H Sacred Heart	76 56	4	H Mississippi St.	81 85							

Non-Div I Games:

Iowa St.

■ Loss,
■ Non-Conf, S Site,
■ Home
■ Away
N Neutral

Average RPI Win:	301	WON-LOST	WINNING	LAST 10	STRENGTH OF	OPP. STRENGTH	TEAM	ADJ.	CONF.	ADJ CONF.
Average RPI Loss:	244	RECORD	PCT. RANK	GAMES	SCHEDULE	OF SCHEDULE	RPI	RPI	RPI	RPI
DIV. I ONLY	3- 8	279	3- 6	349	322	341	341	30	30	
DIV. I NON-CONF.	2- 4	230	2- 4	338	340	325	325	28	28	
TOTALS	RPI 1-25	RPI 26-50	W-L RECORDS	RPI 51-100	RPI 101-150	RPI 150+				
3- 8	0- 0	0- 0	OVERALL	0- 1	0- 0	3- 7				
1- 2	0- 0	0- 0	HOME	0- 0	0- 0	1- 2				
1- 6	0- 0	0- 0	AWAY	0- 0	0- 0	1- 2				
1- 0	0- 0	0- 0	NEUTRAL	0- 0	0- 0	1- 0				
2- 4	0- 0	0- 0	NON-CONFERENCE	0- 1	0- 0	2- 3				
1- 0	0- 0	0- 0	HOME	0- 0	0- 0	1- 0				
0- 4	0- 0	0- 0	AWAY	0- 1	0- 0	0- 3				
1- 0	0- 0	0- 0	NEUTRAL	0- 0	0- 0	1- 0				
1- 4	0- 0	0- 0	CONFERENCE	0- 0	0- 0	1- 4				
0- 2	0- 0	0- 0	HOME	0- 0	0- 0	0- 2				
1- 2	0- 0	0- 0	AWAY	0- 0	0- 0	1- 2				
0- 0	0- 0	0- 0	NEUTRAL	0- 0	0- 0	0- 0				

RPI 1-25			RPI 26-50			RPI 51-100			RPI 101+			Team's RPI: 341
RPI	S	Opponent	Score	RPI	S	Opponent	Score	RPI	S	Opponent	Score	
						99 A Ole Miss	41 89			178 H Southern U.	56 85	
										221 A Alabama St.	64 73	
										228 A Prairie View	63 73	
										231 N Saint Francis (PA)	88 84	
										295 H Alcorn	53 70	
										301 A Northwestern St.	65 83	
										313 A Nicholls St.	76 83	
										318 A Fla. Atlantic	58 67	
										325 H Southeastern La.	83 66	
										348 A Alabama A&M	64 54	
LAST 12 Division I GAMES:												
						178 H Southern U.	56 85			228 A Prairie View	63 73	
						295 H Alcorn	53 70			325 H Southeastern La.	83 66	
						221 A Alabama St.	64 73			301 A Northwestern St.	65 83	
						348 A Alabama A&M	64 54			99 A Ole Miss	41 89	
						231 N Saint Francis (PA)	88 84			313 A Nicholls St.	76 83	
						318 A Fla. Atlantic	58 67					

Non-Div I Games: Blue Mountain 86 54 LeMoyne-Owen 88 67 Lane 57 52 Fisk 93 54 Jackson St.

Jacksonville

Through Games Of Jan. 15, 2017

Average RPI Win: 226	WON-LOST	WINNING	LAST 10	STRENGTH OF	OPP. STRENGTH	TEAM	ADJ.	CONF.	ADJ CONF.
Average RPI Loss: 27	RECORD	PCT. RANK	GAMES	SCHEDULE	OF SCHEDULE	RPI	RPI	RPI	RPI
DIV. I ONLY	10- 4	71	6- 2	99	157	57	57	23	23
DIV. I NON-CONF.	8- 4	96	6- 2	63	162	53	53	24	24
TOTALS	RPI 1-25	RPI 26-50	W-L RECORDS	RPI 51-100	RPI 101-150	RPI 150+			
10- 4	0- 3	0- 0	OVERALL	2- 1	0- 0	8- 0			
5- 0	0- 0	0- 0	HOME	1- 0	0- 0	4- 0			
3- 3	0- 3	0- 0	AWAY	0- 0	0- 0	3- 0			
2- 1	0- 0	0- 0	NEUTRAL	1- 1	0- 0	1- 0			
8- 4	0- 3	0- 0	NON-CONFERENCE	2- 1	0- 0	6- 0			
4- 0	0- 0	0- 0	HOME	1- 0	0- 0	3- 0			
2- 3	0- 3	0- 0	AWAY	0- 0	0- 0	2- 0			
2- 1	0- 0	0- 0	NEUTRAL	1- 1	0- 0	1- 0			
2- 0	0- 0	0- 0	CONFERENCE	0- 0	0- 0	2- 0			
1- 0	0- 0	0- 0	HOME	0- 0	0- 0	1- 0			
1- 0	0- 0	0- 0	AWAY	0- 0	0- 0	1- 0			
0- 0	0- 0	0- 0	NEUTRAL	0- 0	0- 0	0- 0			

RPI 1-25				RPI 26-50				RPI 51-100 Team's RPI: 57				RPI 101+			
RPI	S	Opponent	Score	RPI	S	Opponent	Score	RPI	S	Opponent	Score	RPI	S	Opponent	Score
6	A	Florida St.	47 90					62	N	North Carolina	57 87	202	H	South Ala.	62 55
20	A	South Fla.	52 64					83	H	Troy	77 70	206	N	Wofford	66 60
21	A	Auburn	41 53					88	N	UC Davis	61 54	249	H	North Florida	68 58
												252	A	USC Upstate	65 47
												260	A	FIU	71 56
												284	H	Bethune-Cookman	69 63
												313	H	Nicholls St.	76 71
												321	A	Savannah St.	55 40
LAST 12 Division I GAMES:															
206	N	Wofford	66 60	252	A	USC Upstate	65 47	249	H	North Florida	68 58	202	H	South Ala.	62 55
88	N	UC Davis	61 54	321	A	Savannah St.	55 40	313	H	Nicholls St.	76 71	20	A	South Fla.	52 64
21	A	Auburn	41 53												
62	N	North Carolina	57 87												
83	H	Troy	77 70												
260	A	FIU	71 56												

Non-Div I Games: Thomas (GA) 100 43 Johnson & Wales (FI110 31 Fla. Memorial 76 51

Jacksonville

Loss, Non-Conf, S Site, H Home A Away N Neutral

Average RPI Win:	311	WON-LOST	WINNING	LAST 10	STRENGTH OF	OPP. STRENGTH	TEAM	ADJ.	CONF.	ADJ CONF.
Average RPI Loss:	208	RECORD	PCT. RANK	GAMES	SCHEDULE	OF SCHEDULE	RPI	RPI	RPI	RPI
DIV. I ONLY	7- 9	203	4- 5	339	300	297	297	26	26	
DIV. I NON-CONF.	6- 5	149	4- 2	337	271	254	254	29	29	
TOTALS	RPI 1-25	RPI 26-50	W-L RECORDS	RPI 51-100	RPI 101-150	RPI 150+				
7- 9	0- 1	0- 0	OVERALL	0- 1	0- 1	7- 6				
3- 3	0- 0	0- 0	HOME	0- 0	0- 1	3- 2				
3- 6	0- 1	0- 0	AWAY	0- 1	0- 0	3- 4				
1- 0	0- 0	0- 0	NEUTRAL	0- 0	0- 0	1- 0				
6- 5	0- 1	0- 0	NON-CONFERENCE	0- 1	0- 1	6- 2				
2- 2	0- 0	0- 0	HOME	0- 0	0- 1	2- 1				
3- 3	0- 1	0- 0	AWAY	0- 1	0- 0	3- 1				
1- 0	0- 0	0- 0	NEUTRAL	0- 0	0- 0	1- 0				
1- 4	0- 0	0- 0	CONFERENCE	0- 0	0- 0	1- 4				
1- 1	0- 0	0- 0	HOME	0- 0	0- 0	1- 1				
0- 3	0- 0	0- 0	AWAY	0- 0	0- 0	0- 3				
0- 0	0- 0	0- 0	NEUTRAL	0- 0	0- 0	0- 0				

RPI 1-25				RPI 26-50				RPI 51-100				RPI 101+ Team's RPI: 297			
RPI	S	Opponent	Score	RPI	S	Opponent	Score	RPI	S	Opponent	Score	RPI	S	Opponent	Score
6	A	Florida St.	62 73					99	A	Ole Miss	50 68	131	H	Clemson	63 69
												210	H	New Orleans	79 81
												246	H	Murray St.	64 71
												270	A	UT Martin	83 94
												272	H	Austin Peay	65 45
												293	A	Tennessee Tech	54 56
												295	A	Alcorn	70 66
												303	A	Eastern Ill.	67 71
												306	H	Ga. Southern	67 55
												313	H	Nicholls St.	75 52
												318	A	Fla. Atlantic	55 63
												321	A	Savannah St.	64 57
												322	A	Kennesaw St.	65 59
												349	N	Florida A&M	66 54
LAST 12 Division I GAMES:															
246	H	Murray St.	64 71	293	A	Tennessee Tech	54 56								
303	A	Eastern Ill.	67 71	272	H	Austin Peay	65 45								
270	A	UT Martin	83 94	321	A	Savannah St.	64 57								
131	H	Clemson	63 69	349	N	Florida A&M	66 54								
313	H	Nicholls St.	75 52	318	A	Fla. Atlantic	55 63								
295	A	Alcorn	70 66	210	H	New Orleans	79 81								

Non-Div I Games: Brewton Parker 89 26

Jacksonville St.

■ Loss,
 ■ Non-Conf, S Site,
 ■ Home
 ■ Away
 N Neutral

Average RPI Win:	177	WON-LOST	WINNING	LAST 10	STRENGTH OF	OPP. STRENGTH	TEAM	ADJ.	CONF.	ADJ CONF.
Average RPI Loss:	69	RECORD	PCT. RANK	GAMES	SCHEDULE	OF SCHEDULE	RPI	RPI	RPI	RPI
DIV. I ONLY	11- 5	83	8- 2	152	36	77	77	8	8	
DIV. I NON-CONF.	7- 4	114	5- 2	121	17	76	76	8	8	
TOTALS	RPI 1-25	RPI 26-50	W-L RECORDS	RPI 51-100	RPI 101-150	RPI 150+				
11- 5	0- 2	0- 0	OVERALL	1- 2	4- 0	6- 1				
6- 1	0- 1	0- 0	HOME	1- 0	2- 0	3- 0				
4- 3	0- 1	0- 0	AWAY	0- 1	2- 0	2- 1				
1- 1	0- 0	0- 0	NEUTRAL	0- 1	0- 0	1- 0				
7- 4	0- 2	0- 0	NON-CONFERENCE	1- 2	2- 0	4- 0				
3- 1	0- 1	0- 0	HOME	1- 0	1- 0	1- 0				
3- 2	0- 1	0- 0	AWAY	0- 1	1- 0	2- 0				
1- 1	0- 0	0- 0	NEUTRAL	0- 1	0- 0	1- 0				
4- 1	0- 0	0- 0	CONFERENCE	0- 0	2- 0	2- 1				
3- 0	0- 0	0- 0	HOME	0- 0	1- 0	2- 0				
1- 1	0- 0	0- 0	AWAY	0- 0	1- 0	0- 1				
0- 0	0- 0	0- 0	NEUTRAL	0- 0	0- 0	0- 0				

RPI 1-25				RPI 26-50				RPI 51-100 Team's RPI: 77				RPI 101+			
RPI	S	Opponent	Score	RPI	S	Opponent	Score	RPI	S	Opponent	Score	RPI	S	Opponent	Score
6	A	Florida St.	64 84					66	H	Wake Forest	83 76	113	H	Hampton	71 50
19	H	Tennessee	69 81					67	N	Iowa	75 90	135	A	Delaware	66 51
								68	A	St. John's (NY)	63 74	142	H	Hofstra	93 57
												148	A	Saint Joseph's	85 72
												155	H	Northeastern	74 54
												168	A	Rutgers	82 76
												183	A	Towson	51 54
												187	N	Idaho St.	83 53
												237	H	UNCW	73 51
												279	H	St. Francis Brooklyn	83 57
												312	A	Liberty	62 48
LAST 12 Division I GAMES:															
183	A	Towson	51 54	155	H	Northeastern	74 54								
142	H	Hofstra	93 57	135	A	Delaware	66 51								
237	H	UNCW	73 51	168	A	Rutgers	82 76								
66	H	Wake Forest	83 76	113	H	Hampton	71 50								
148	A	Saint Joseph's	85 72	67	N	Iowa	75 90								
68	A	St. John's (NY)	63 74	187	N	Idaho St.	83 53								

Non-Div I Games:

James Madison

■ Loss,
■ Non-Conf,
■ S Site,
■ H Home
■ A Away
N Neutral

Kansas

Through Games Of Jan. 15, 2017

Average RPI Win:	170	WON-LOST	WINNING	LAST 10	STRENGTH OF	OPP. STRENGTH	TEAM	ADJ.	CONF.	ADJ CONF.
Average RPI Loss:	55	RECORD	PCT. RANK	GAMES	SCHEDULE	OF SCHEDULE	RPI	RPI	RPI	RPI
DIV. I ONLY	6- 11	245	3- 7	8	49	119	119	4	4	
DIV. I NON-CONF.	6- 5	149	3- 3	53	132	124	124	4	4	
TOTALS	RPI 1-25	RPI 26-50	W-L RECORDS	RPI 51-100	RPI 101-150	RPI 150+				
6- 11	0- 5	0- 2	OVERALL	0- 1	2- 3	4- 0				
5- 6	0- 3	0- 1	HOME	0- 1	2- 1	3- 0				
1- 5	0- 2	0- 1	AWAY	0- 0	0- 2	1- 0				
0- 0	0- 0	0- 0	NEUTRAL	0- 0	0- 0	0- 0				
6- 5	0- 0	0- 2	NON-CONFERENCE	0- 1	2- 2	4- 0				
5- 3	0- 0	0- 1	HOME	0- 1	2- 1	3- 0				
1- 2	0- 0	0- 1	AWAY	0- 0	0- 1	1- 0				
0- 0	0- 0	0- 0	NEUTRAL	0- 0	0- 0	0- 0				
0- 6	0- 5	0- 0	CONFERENCE	0- 0	0- 1	0- 0				
0- 3	0- 3	0- 0	HOME	0- 0	0- 0	0- 0				
0- 3	0- 2	0- 0	AWAY	0- 0	0- 1	0- 0				
0- 0	0- 0	0- 0	NEUTRAL	0- 0	0- 0	0- 0				

RPI	S	Opponent	Score	RPI	S	Opponent	Score	RPI	S	Opponent	Score	RPI	S	Opponent	Score	Team's RPI: 119
9	A	Baylor	43 90	31	H	Harvard	59 69	82	H	SMU	63 75	105	H	Oral Roberts	64 56	
9	H	Baylor	43 92	38	A	Creighton	49 69					111	H	Arizona	75 51	
12	A	Kansas St.	60 73									114	A	Iowa St.	58 87	
14	H	Texas	54 66									124	A	Alabama	65 71	
23	H	Oklahoma	54 84									149	H	Missouri St.	64 87	
												157	H	North Dakota	76 71	
												165	H	UC Riverside	90 84	
												211	A	Memphis	68 58	
												271	H	Rhode Island	72 36	
LAST 12 Division I GAMES:																
114	A	Iowa St.	58 87	9	H	Baylor	43 92									
14	H	Texas	54 66	12	A	Kansas St.	60 73									
9	A	Baylor	43 90	271	H	Rhode Island	72 36									
23	H	Oklahoma	54 84	31	H	Harvard	59 69									
165	H	UC Riverside	90 84	124	A	Alabama	65 71									
111	H	Arizona	75 51	38	A	Creighton	49 69									

Non-Div I Games:

Kansas

Loss, Non-Conf, S Site, H Home A Away N Neutral

Average RPI Win:	118	WON-LOST	WINNING	LAST 10	STRENGTH OF	OPP. STRENGTH	TEAM	ADJ.	CONF.	ADJ CONF.
Average RPI Loss:	22	RECORD	PCT. RANK	GAMES	SCHEDULE	OF SCHEDULE	RPI	RPI	RPI	RPI
DIV. I ONLY	14- 4	31	6- 4	18	2	12	12	4	4	
DIV. I NON-CONF.	10- 2	33	4- 2	47	3	13	13	4	4	
TOTALS	RPI 1-25	RPI 26-50	W-L RECORDS	RPI 51-100	RPI 101-150	RPI 150+				
14- 4	2- 3	3- 0	OVERALL	2- 1	2- 0	5- 0				
9- 1	1- 1	1- 0	HOME	2- 0	2- 0	3- 0				
2- 3	0- 2	1- 0	AWAY	0- 1	0- 0	1- 0				
3- 0	1- 0	1- 0	NEUTRAL	0- 0	0- 0	1- 0				
10- 2	2- 1	1- 0	NON-CONFERENCE	1- 1	1- 0	5- 0				
6- 1	1- 1	0- 0	HOME	1- 0	1- 0	3- 0				
1- 1	0- 0	0- 0	AWAY	0- 1	0- 0	1- 0				
3- 0	1- 0	1- 0	NEUTRAL	0- 0	0- 0	1- 0				
4- 2	0- 2	2- 0	CONFERENCE	1- 0	1- 0	0- 0				
3- 0	0- 0	1- 0	HOME	1- 0	1- 0	0- 0				
1- 2	0- 2	1- 0	AWAY	0- 0	0- 0	0- 0				
0- 0	0- 0	0- 0	NEUTRAL	0- 0	0- 0	0- 0				

RPI 1-25				RPI 26-50				RPI 51-100				RPI 101+			
RPI	S	Opponent	Score	RPI	S	Opponent	Score	RPI	S	Opponent	Score	RPI	S	Opponent	Score
1	H	UConn	58 75	28	H	Texas Tech	68 54	52	H	UT Arlington	62 49	119	H	Kansas	73 60
9	A	Baylor	57 87	36	N	North Carolina St.	67 50	53	A	UNI	59 67	126	H	Lamar University	68 43
18	N	LSU	69 54	39	A	Oklahoma St.	63 43	69	H	West Virginia	86 71	162	A	Omaha	70 57
21	H	Auburn	71 66									166	H	Tulsa	82 62
23	A	Oklahoma	80 85									205	H	Princeton	60 42
												282	N	UTEP	61 40
												327	H	Chicago St.	83 33
LAST 12 Division I GAMES:															
28	H	Texas Tech	68 54	39	A	Oklahoma St.	63 43	1	H	UConn	58 75				
23	A	Oklahoma	80 85	119	H	Kansas	73 60	52	H	UT Arlington	62 49				
69	H	West Virginia	86 71					162	A	Omaha	70 57				
9	A	Baylor	57 87					21	H	Auburn	71 66				
53	A	UNI	59 67												
205	H	Princeton	60 42												

Non-Div I Games:

Kansas St.

Average RPI Win:	308	WON-LOST	WINNING	LAST 10	STRENGTH OF	OPP. STRENGTH	TEAM	ADJ.	CONF.	ADJ CONF.
Average RPI Loss:	182	RECORD	PCT. RANK	GAMES	SCHEDULE	OF SCHEDULE	RPI	RPI	RPI	RPI
DIV. I ONLY	2- 14	328	1- 9	204	305	322	322	23	23	
DIV. I NON-CONF.	1- 13	334	1- 9	200	311	337	337	24	24	
TOTALS	RPI 1-25	RPI 26-50	W-L RECORDS	RPI 51-100	RPI 101-150	RPI 150+				
2- 14	0- 0	0- 2	OVERALL	0- 1	0- 3	2- 8				
1- 6	0- 0	0- 2	HOME	0- 0	0- 0	1- 4				
1- 5	0- 0	0- 0	AWAY	0- 0	0- 0	1- 0				
0- 3	0- 0	0- 0	NEUTRAL	0- 0	0- 1	0- 2				
1- 13	0- 0	0- 2	NON-CONFERENCE	0- 1	0- 3	1- 7				
1- 5	0- 0	0- 2	HOME	0- 0	0- 0	1- 3				
0- 5	0- 0	0- 0	AWAY	0- 1	0- 2	0- 2				
0- 3	0- 0	0- 0	NEUTRAL	0- 0	0- 1	0- 2				
1- 1	0- 0	0- 0	CONFERENCE	0- 0	0- 0	1- 1				
0- 1	0- 0	0- 0	HOME	0- 0	0- 0	0- 1				
1- 0	0- 0	0- 0	AWAY	0- 0	0- 0	1- 0				
0- 0	0- 0	0- 0	NEUTRAL	0- 0	0- 0	0- 0				

RPI	S	Opponent	Score	RPI	S	Opponent	Score	RPI	S	Opponent	Score	RPI	S	Opponent	Score	Team's RPI: 322
33	H	Temple	38 79	90	A	Georgia	40 82	115	A	Vanderbilt	54 86	123	A	Mercer	46 61	
49	H	Georgia Tech	49 86					137	N	Xavier	52 75	188	H	Stetson	56 65	
								206	H	Wofford	49 78	213	N	Portland St.	61 71	
								226	H	Morehead St.	50 71	272	A	Austin Peay	49 68	
								281	A	Georgia St.	59 62	294	A	Lipscomb	70 55	
								297	H	Jacksonville St.	59 65	317	N	Arkansas St.	67 70	
								321	H	Savannah St.	72 60					
LAST 12 Division I GAMES:																
33	H	Temple	38 79	188	H	Stetson	56 65									
206	H	Wofford	49 78	294	A	Lipscomb	70 55									
137	N	Xavier	52 75	272	A	Austin Peay	49 68									
213	N	Portland St.	61 71	123	A	Mercer	46 61									
317	N	Arkansas St.	67 70	90	A	Georgia	40 82									
226	H	Morehead St.	50 71	321	H	Savannah St.	72 60									

Non-Div I Games:

Kennesaw St.

■ Loss,
 ■ Non-Conf,
 ■ S Site,
 ■ H Home
 ■ A Away
 N Neutral

Average RPI Win:	227	WON-LOST	WINNING	LAST 10	STRENGTH OF	OPP. STRENGTH	TEAM	ADJ.	CONF.	ADJ CONF.
Average RPI Loss:	111	RECORD	PCT. RANK	GAMES	SCHEDULE	OF SCHEDULE	RPI	RPI	RPI	RPI
DIV. I ONLY	8- 9	181	5- 5	94	238	144	144	10	10	
DIV. I NON-CONF.	6- 6	166	4- 3	157	244	174	174	11	11	
TOTALS	RPI 1-25	RPI 26-50	W-L RECORDS	RPI 51-100	RPI 101-150	RPI 150+				
8- 9	0- 1	0- 1	OVERALL	1- 4	1- 1	6- 2				
4- 3	0- 0	0- 0	HOME	0- 2	0- 0	4- 1				
3- 4	0- 0	0- 1	AWAY	1- 1	0- 1	2- 1				
1- 2	0- 1	0- 0	NEUTRAL	0- 1	1- 0	0- 0				
6- 6	0- 1	0- 1	NON-CONFERENCE	0- 2	1- 0	5- 2				
4- 1	0- 0	0- 0	HOME	0- 0	0- 0	4- 1				
1- 3	0- 0	0- 1	AWAY	0- 1	0- 0	1- 1				
1- 2	0- 1	0- 0	NEUTRAL	0- 1	1- 0	0- 0				
2- 3	0- 0	0- 0	CONFERENCE	1- 2	0- 1	1- 0				
0- 2	0- 0	0- 0	HOME	0- 2	0- 0	0- 0				
2- 1	0- 0	0- 0	AWAY	1- 0	0- 1	1- 0				
0- 0	0- 0	0- 0	NEUTRAL	0- 0	0- 0	0- 0				

RPI 1-25				RPI 26-50				RPI 51-100				RPI 101+ Team's RPI: 144			
RPI	S	Opponent	Score	RPI	S	Opponent	Score	RPI	S	Opponent	Score	RPI	S	Opponent	Score
9	N	Baylor	42 84	46	A	Minnesota	62 92	67	A	Iowa	48 83	108	N	FGCU	77 64
								81	H	Northern Ill.	97 98	146	A	Ball St.	47 71
								87	A	Ohio	68 65	159	A	Wright St.	79 69
								91	H	Central Mich.	78 91	189	A	Detroit	52 73
								96	N	Western Ky.	73 79	230	H	Bradley	77 52
												273	A	Eastern Mich.	86 67
												278	H	Robert Morris	65 68
												305	H	Eastern Ky.	80 67
												323	H	Fort Wayne	66 55
												329	H	Youngstown St.	75 60
LAST 12 Division I GAMES:															
273	A	Eastern Mich.	86 67	87	A	Ohio	68 65								
146	A	Ball St.	47 71	81	H	Northern Ill.	97 98								
91	H	Central Mich.	78 91	159	A	Wright St.	79 69								
46	A	Minnesota	62 92	323	H	Fort Wayne	66 55								
67	A	Iowa	48 83	108	N	FGCU	77 64								
329	H	Youngstown St.	75 60	96	N	Western Ky.	73 79								

Non-Div I Games:

Kent St.

■ Loss,
■ Non-Conf, S Site,
■ Home
■ Away
N Neutral

Kentucky

Through Games Of Jan. 15, 2017

Average RPI Win:	105	WON-LOST	WINNING	LAST 10	STRENGTH OF	OPP. STRENGTH	TEAM	ADJ.	CONF.	ADJ CONF.
Average RPI Loss:	29	RECORD	PCT. RANK	GAMES	SCHEDULE	OF SCHEDULE	RPI	RPI	RPI	RPI
DIV. I ONLY	12- 6	89	6- 4	4	15	17	17	3	3	
DIV. I NON-CONF.	9- 4	85	4- 3	4	27	9	9	2	2	
TOTALS	RPI 1-25	RPI 26-50	W-L RECORDS	RPI 51-100	RPI 101-150	RPI 150+				
12- 6	2- 4	0- 1	OVERALL	5- 1	2- 0	3- 0				
11- 2	2- 1	0- 1	HOME	5- 0	1- 0	3- 0				
1- 4	0- 3	0- 0	AWAY	0- 1	1- 0	0- 0				
0- 0	0- 0	0- 0	NEUTRAL	0- 0	0- 0	0- 0				
9- 4	2- 3	0- 0	NON-CONFERENCE	3- 1	1- 0	3- 0				
9- 1	2- 1	0- 0	HOME	3- 0	1- 0	3- 0				
0- 3	0- 2	0- 0	AWAY	0- 1	0- 0	0- 0				
0- 0	0- 0	0- 0	NEUTRAL	0- 0	0- 0	0- 0				
3- 2	0- 1	0- 1	CONFERENCE	2- 0	1- 0	0- 0				
2- 1	0- 0	0- 1	HOME	2- 0	0- 0	0- 0				
1- 1	0- 1	0- 0	AWAY	0- 0	1- 0	0- 0				
0- 0	0- 0	0- 0	NEUTRAL	0- 0	0- 0	0- 0				

RPI	S	Opponent	Score	RPI	S	Opponent	Score	RPI	S	Opponent	Score	RPI	S	Opponent	Score
8	A	Duke	54 69	27	H	Texas A&M	68 77	56	H	Missouri	64 62	102	H	New Hampshire	92 43
13	A	Louisville	67 69					60	H	Washington St.	69 67	124	A	Alabama	71 54
16	H	Miami (FL)	82 66					71	H	Middle Tenn.	61 48	171	H	Albany (NY)	70 46
19	A	Tennessee	65 72					85	A	Colorado	69 79	226	H	Morehead St.	74 47
23	H	Oklahoma	82 68					90	H	Georgia	82 61	227	H	Samford	80 57
24	H	Arizona St.	71 73					92	H	Radford	59 36				
LAST 12 Division I GAMES:															
27	H	Texas A&M	68 77	90	H	Georgia	82 61								
56	H	Missouri	64 62	124	A	Alabama	71 54								
19	A	Tennessee	65 72	24	H	Arizona St.	71 73								
8	A	Duke	54 69	71	H	Middle Tenn.	61 48								
60	H	Washington St.	69 67	13	A	Louisville	67 69								
92	H	Radford	59 36	23	H	Oklahoma	82 68								

Non-Div I Games:

Kentucky

■ Loss,
 ■ Non-Conf, S Site,
 ■ Home
 ■ Away
 N Neutral

Average RPI Win:	273	WON-LOST	WINNING	LAST 10	STRENGTH OF	OPP. STRENGTH	TEAM	ADJ.	CONF.	ADJ CONF.
Average RPI Loss:	208	RECORD	PCT. RANK	GAMES	SCHEDULE	OF SCHEDULE	RPI	RPI	RPI	RPI
DIV. I ONLY	2- 14	328	0- 1	216	341	334	334	32	32	
DIV. I NON-CONF.	1- 10	325	0- 1	139	326	323	323	32	32	
TOTALS	RPI 1-25	RPI 26-50	W-L RECORDS	RPI 51-100	RPI 101-150	RPI 150+				
2- 14	0- 0	0- 1	OVERALL	0- 0	0- 2	2- 11				
2- 6	0- 0	0- 0	HOME	0- 0	0- 2	2- 4				
0- 6	0- 0	0- 1	AWAY	0- 0	0- 0	0- 5				
0- 2	0- 0	0- 0	NEUTRAL	0- 0	0- 0	0- 2				
1- 10	0- 0	0- 1	NON-CONFERENCE	0- 0	0- 2	1- 7				
1- 4	0- 0	0- 0	HOME	0- 0	0- 2	1- 2				
0- 4	0- 0	0- 1	AWAY	0- 0	0- 0	0- 3				
0- 2	0- 0	0- 0	NEUTRAL	0- 0	0- 0	0- 2				
1- 4	0- 0	0- 0	CONFERENCE	0- 0	0- 0	1- 4				
1- 2	0- 0	0- 0	HOME	0- 0	0- 0	1- 2				
0- 2	0- 0	0- 0	AWAY	0- 0	0- 0	0- 2				
0- 0	0- 0	0- 0	NEUTRAL	0- 0	0- 0	0- 0				

RPI S	Opponent	Score	RPI S	Opponent	Score	RPI S	Opponent	Score	RPI S	Opponent	Score	Team's RPI: 334
			30 A	Ohio St.	54 113				122 H	George Mason	48 64	
									143 H	Yale	44 75	
									152 A	Columbia	57 66	
									176 H	Army West Point	47 68	
									184 N	Milwaukee	50 88	
									186 A	Seton Hall	59 77	
									207 H	Stony Brook	58 48	
									231 A	Saint Francis (PA)	52 66	
									257 A	Colgate	61 76	
									268 H	Bryant	53 62	
									278 A	Robert Morris	42 83	
									279 H	St. Francis Brooklyn	54 56	
									290 H	UMBC	45 57	
									319 N	NJIT	48 50	
									338 H	Mt. St. Mary's	63 60	
LAST 12 Division I GAMES:												
278 A	Robert Morris	42 83	319 N	NJIT	48 50							
231 A	Saint Francis (PA)	52 66	279 H	St. Francis Brooklyn	54 56							
268 H	Bryant	53 62	257 A	Colgate	61 76							
338 H	Mt. St. Mary's	63 60	186 A	Seton Hall	59 77							
290 H	UMBC	45 57	207 H	Stony Brook	58 48							
152 A	Columbia	57 66	143 H	Yale	44 75							

Non-Div I Games:

LIU Brooklyn

■ Loss,
 ■ Non-Conf,
 S Site,
 ■ Home
 ■ Away
 N Neutral

Average RPI Win:	129	WON-LOST	WINNING	LAST 10	STRENGTH OF	OPP. STRENGTH	TEAM	ADJ.	CONF.	ADJ CONF.
Average RPI Loss:	5	RECORD	PCT. RANK	GAMES	SCHEDULE	OF SCHEDULE	RPI	RPI	RPI	RPI
DIV. I ONLY	14- 4	31	8- 2	17	6	18	18	3	3	
DIV. I NON-CONF.	11- 2	25	7- 0	54	11	21	21	2	2	
TOTALS	RPI 1-25	RPI 26-50	W-L RECORDS	RPI 51-100	RPI 101-150	RPI 150+				
14- 4	0- 4	2- 0	OVERALL	6- 0	1- 0	5- 0				
9- 2	0- 2	1- 0	HOME	4- 0	1- 0	3- 0				
2- 1	0- 0	0- 0	AWAY	1- 0	0- 0	1- 0				
3- 1	0- 1	1- 0	NEUTRAL	1- 0	0- 0	1- 0				
11- 2	0- 2	2- 0	NON-CONFERENCE	3- 0	1- 0	5- 0				
7- 1	0- 1	1- 0	HOME	2- 0	1- 0	3- 0				
1- 0	0- 0	0- 0	AWAY	0- 0	0- 0	1- 0				
3- 1	0- 1	1- 0	NEUTRAL	1- 0	0- 0	1- 0				
3- 2	0- 2	0- 0	CONFERENCE	3- 0	0- 0	0- 0				
2- 1	0- 1	0- 0	HOME	2- 0	0- 0	0- 0				
1- 1	0- 1	0- 0	AWAY	1- 0	0- 0	0- 0				
0- 0	0- 0	0- 0	NEUTRAL	0- 0	0- 0	0- 0				

RPI	S	Opponent	Score	RPI	S	Opponent	Score	RPI	S	Opponent	Score	RPI	S	Opponent	Score
1	H	UConn	53 76	34	H	Tulane	69 51	56	H	Missouri	80 71	125	H	TCU	67 61
3	H	South Carolina	61 84	36	N	North Carolina St.	59 58	58	H	Little Rock	69 49	163	H	Rice	66 55
4	A	Mississippi St.	48 74					62	N	North Carolina	70 43	198	A	Louisiana Tech	77 73
12	N	Kansas St.	54 69					66	H	Wake Forest	60 57	221	H	Alabama St.	93 40
								70	H	Florida	78 67	282	N	UTEP	78 45
								97	A	Arkansas	53 52	343	H	Sam Houston St.	89 41
LAST 12 Division I GAMES:															
				97	A	Arkansas	53 52	3	H	South Carolina	61 84				
				70	H	Florida	78 67	56	H	Missouri	80 71				
				4	A	Mississippi St.	48 74	343	H	Sam Houston St.	89 41				
				221	H	Alabama St.	93 40	34	H	Tulane	69 51				
				58	H	Little Rock	69 49	125	H	TCU	67 61				
				62	N	North Carolina	70 43	36	N	North Carolina St.	59 58				

Non-Div I Games:

LSU

■ Loss,
 ■ Non-Conf,
 ■ S Site,
 ■ Home
 ■ A Away
 N Neutral

Average RPI Win:	219	WON-LOST	WINNING	LAST 10	STRENGTH OF	OPP. STRENGTH	TEAM	ADJ.	CONF.	ADJ CONF.
Average RPI Loss:	128	RECORD	PCT. RANK	GAMES	SCHEDULE	OF SCHEDULE	RPI	RPI	RPI	RPI
DIV. I ONLY	9- 8	152	6- 4	248	113	191	191	12	12	
DIV. I NON-CONF.	7- 5	138	5- 2	236	189	171	171	13	13	
TOTALS	RPI 1-25	RPI 26-50	W-L RECORDS	RPI 51-100	RPI 101-150	RPI 150+				
9- 8	0- 0	0- 2	OVERALL	1- 1	1- 4	7- 1				
5- 4	0- 0	0- 1	HOME	0- 0	0- 2	5- 1				
3- 4	0- 0	0- 1	AWAY	1- 1	1- 2	1- 0				
1- 0	0- 0	0- 0	NEUTRAL	0- 0	0- 0	1- 0				
7- 5	0- 0	0- 2	NON-CONFERENCE	0- 1	1- 1	6- 1				
4- 2	0- 0	0- 1	HOME	0- 0	0- 0	4- 1				
2- 3	0- 0	0- 1	AWAY	0- 1	1- 1	1- 0				
1- 0	0- 0	0- 0	NEUTRAL	0- 0	0- 0	1- 0				
2- 3	0- 0	0- 0	CONFERENCE	1- 0	0- 3	1- 0				
1- 2	0- 0	0- 0	HOME	0- 0	0- 2	1- 0				
1- 1	0- 0	0- 0	AWAY	1- 0	0- 1	0- 0				
0- 0	0- 0	0- 0	NEUTRAL	0- 0	0- 0	0- 0				

RPI 1-25				RPI 26-50				RPI 51-100				RPI 101+				Team's RPI: 191	
RPI	S	Opponent	Score	RPI	S	Opponent	Score	RPI	S	Opponent	Score	RPI	S	Opponent	Score		
				31	H	Harvard	64 66	72	A	Dayton	54 51	129	H	Duquesne	68 76		
				33	A	Temple	70 86	86	A	Villanova	49 52	138	A	Rider	61 74		
												141	A	Penn	58 56		
												147	A	VCU	56 61		
												148	H	Saint Joseph's	55 75		
												190	H	Fairfield	68 61		
												201	H	American	63 59		
												223	N	Miami (OH)	79 70		
												237	A	UNCW	64 48		
												271	H	Rhode Island	70 51		
												300	H	UMKC	64 59		
												310	H	Lafayette	49 56		
												332	H	Delaware St.	78 38		
LAST 12 Division I GAMES:																	
				271	H	Rhode Island	70 51	148	H	Saint Joseph's	55 75						
				129	H	Duquesne	68 76	31	H	Harvard	64 66						
				147	A	VCU	56 61	141	A	Penn	58 56						
				300	H	UMKC	64 59	72	A	Dayton	54 51						
				332	H	Delaware St.	78 38	86	A	Villanova	49 52						
				190	H	Fairfield	68 61	237	A	UNCW	64 48						

Non-Div I Games:

La Salle

Average RPI Win:	307	WON-LOST	WINNING	LAST 10	STRENGTH OF	OPP. STRENGTH	TEAM	ADJ.	CONF.	ADJ CONF.
Average RPI Loss:	212	RECORD	PCT. RANK	GAMES	SCHEDULE	OF SCHEDULE	RPI	RPI	RPI	RPI
DIV. I ONLY	2- 12	322	2- 8	314	316	339	339	19	19	
DIV. I NON-CONF.	1- 8	314	1- 5	305	329	341	341	19	19	
TOTALS	RPI 1-25	RPI 26-50	W-L RECORDS	RPI 51-100	RPI 101-150	RPI 150+				
2- 12	0- 0	0- 0	OVERALL	0- 3	0- 0	2- 9				
1- 5	0- 0	0- 0	HOME	0- 0	0- 0	1- 5				
1- 7	0- 0	0- 0	AWAY	0- 3	0- 0	1- 4				
0- 0	0- 0	0- 0	NEUTRAL	0- 0	0- 0	0- 0				
1- 8	0- 0	0- 0	NON-CONFERENCE	0- 2	0- 0	1- 6				
0- 4	0- 0	0- 0	HOME	0- 0	0- 0	0- 4				
1- 4	0- 0	0- 0	AWAY	0- 2	0- 0	1- 2				
0- 0	0- 0	0- 0	NEUTRAL	0- 0	0- 0	0- 0				
1- 4	0- 0	0- 0	CONFERENCE	0- 1	0- 0	1- 3				
1- 1	0- 0	0- 0	HOME	0- 0	0- 0	1- 1				
0- 3	0- 0	0- 0	AWAY	0- 1	0- 0	0- 2				
0- 0	0- 0	0- 0	NEUTRAL	0- 0	0- 0	0- 0				

RPI 1-25				RPI 26-50				RPI 51-100				RPI 101+				Team's RPI: 339	
RPI	S	Opponent	Score	RPI	S	Opponent	Score	RPI	S	Opponent	Score	RPI	S	Opponent	Score		
								58	A	Little Rock	34	78	163	H	Rice	50	93
								97	A	Arkansas	46	92	179	A	Louisiana	57	67
								99	A	Ole Miss	40	97	198	H	Louisiana Tech	53	73
												255	H	McNeese	52	78	
												256	H	Grambling	54	59	
												281	H	Georgia St.	72	63	
												301	A	Northwestern St.	65	67	
												306	H	Ga. Southern	44	65	
												313	A	Nicholls St.	54	73	
												317	A	Arkansas St.	56	71	
												333	A	Houston Baptist	77	65	
LAST 12 Division I GAMES:																	
179	A	Louisiana	57	67	281	H	Georgia St.	72	63								
58	A	Little Rock	34	78	306	H	Ga. Southern	44	65								
317	A	Arkansas St.	56	71	99	A	Ole Miss	40	97								
333	A	Houston Baptist	77	65	301	A	Northwestern St.	65	67								
163	H	Rice	50	93	198	H	Louisiana Tech	53	73								
255	H	McNeese	52	78	313	A	Nicholls St.	54	73								

Non-Div I Games: Centenary (LA) 83 39 LSU-Alexandria 73 61

La.-Monroe

■ Loss,
 ■ Non-Conf,
 ■ S Site,
 ■ H Home
 ■ A Away
 N Neutral

Average RPI Win:	191	WON-LOST	WINNING	LAST 10	STRENGTH OF	OPP. STRENGTH	TEAM	ADJ.	CONF.	ADJ CONF.
Average RPI Loss:	167	RECORD	PCT. RANK	GAMES	SCHEDULE	OF SCHEDULE	RPI	RPI	RPI	RPI
DIV. I ONLY	1- 17	344	0- 10	158	242	310	310	25	25	
DIV. I NON-CONF.	1- 11	330	0- 6	96	179	272	272	25	25	
TOTALS	RPI 1-25	RPI 26-50	W-L RECORDS	RPI 51-100	RPI 101-150	RPI 150+				
1- 17	0- 1	0- 0	OVERALL	0- 3	0- 5	1- 8				
0- 5	0- 0	0- 0	HOME	0- 1	0- 1	0- 3				
1- 9	0- 1	0- 0	AWAY	0- 1	0- 3	1- 4				
0- 3	0- 0	0- 0	NEUTRAL	0- 1	0- 1	0- 1				
1- 11	0- 1	0- 0	NON-CONFERENCE	0- 3	0- 4	1- 3				
0- 3	0- 0	0- 0	HOME	0- 1	0- 1	0- 1				
1- 5	0- 1	0- 0	AWAY	0- 1	0- 2	1- 1				
0- 3	0- 0	0- 0	NEUTRAL	0- 1	0- 1	0- 1				
0- 6	0- 0	0- 0	CONFERENCE	0- 0	0- 1	0- 5				
0- 2	0- 0	0- 0	HOME	0- 0	0- 0	0- 2				
0- 4	0- 0	0- 0	AWAY	0- 0	0- 1	0- 3				
0- 0	0- 0	0- 0	NEUTRAL	0- 0	0- 0	0- 0				

RPI 1-25				RPI 26-50				RPI 51-100				RPI 101+ Team's RPI: 310			
RPI	S	Opponent	Score	RPI	S	Opponent	Score	RPI	S	Opponent	Score	RPI	S	Opponent	Score
13	A	Louisville	48 92					64	H	Drexel	39 81	113	N	Hampton	55 58
								68	A	St. John's (NY)	46 64	118	A	Navy	41 76
								100	N	Chattanooga	43 68	129	A	Duquesne	52 67
												138	A	Rider	58 76
												141	H	Penn	47 64
												176	A	Army West Point	73 76
												191	A	La Salle	56 49
												205	A	Princeton	27 65
												220	N	Bowling Green	42 69
												244	H	Loyola Maryland	55 60
												257	A	Colgate	69 76
												265	A	Boston U.	50 68
												278	H	Robert Morris	51 62
												315	H	Holy Cross	61 67
LAST 12 Division I GAMES:															
265	A	Boston U.	50 68	118	A	Navy	41 76								
176	A	Army West Point	73 76	315	H	Holy Cross	61 67								
244	H	Loyola Maryland	55 60	205	A	Princeton	27 65								
257	A	Colgate	69 76	68	A	St. John's (NY)	46 64								
64	H	Drexel	39 81	141	H	Penn	47 64								
129	A	Duquesne	52 67	113	N	Hampton	55 58								

Non-Div I Games:

Lafayette

■ Loss,
■ Non-Conf,
■ S Site,
■ H Home
■ A Away
N Neutral













































































Average RPI Win:	266	WON-LOST	WINNING	LAST 10	STRENGTH OF	OPP. STRENGTH	TEAM	ADJ.	CONF.	ADJ CONF.
Average RPI Loss:	51	RECORD	PCT. RANK	GAMES	SCHEDULE	OF SCHEDULE	RPI	RPI	RPI	RPI
DIV. I ONLY	7- 4	113	6- 1	257	130	126	126	27	27	
DIV. I NON-CONF.	3- 3	166	3- 1	174	9	108	108	26	26	
TOTALS	RPI 1-25	RPI 26-50	W-L RECORDS	RPI 51-100	RPI 101-150	RPI 150+				
7- 4	0- 2	0- 1	OVERALL	0- 0	0- 1	7- 0				
5- 0	0- 0	0- 0	HOME	0- 0	0- 0	5- 0				
2- 4	0- 2	0- 1	AWAY	0- 0	0- 1	2- 0				
0- 0	0- 0	0- 0	NEUTRAL	0- 0	0- 0	0- 0				
3- 3	0- 2	0- 1	NON-CONFERENCE	0- 0	0- 0	3- 0				
2- 0	0- 0	0- 0	HOME	0- 0	0- 0	2- 0				
1- 3	0- 2	0- 1	AWAY	0- 0	0- 0	1- 0				
0- 0	0- 0	0- 0	NEUTRAL	0- 0	0- 0	0- 0				
4- 1	0- 0	0- 0	CONFERENCE	0- 0	0- 1	4- 0				
3- 0	0- 0	0- 0	HOME	0- 0	0- 0	3- 0				
1- 1	0- 0	0- 0	AWAY	0- 0	0- 1	1- 0				
0- 0	0- 0	0- 0	NEUTRAL	0- 0	0- 0	0- 0				

RPI 1-25				RPI 26-50				RPI 51-100				RPI 101+ Team's RPI: 126			
RPI	S	Opponent	Score	RPI	S	Opponent	Score	RPI	S	Opponent	Score	RPI	S	Opponent	Score
7	A	Oregon St.	56 88	47	A	Oregon	67 84					136	A	Abilene Christian	59 77
12	A	Kansas St.	43 68									156	A	Central Ark.	70 56
												210	H	New Orleans	73 42
												253	A	Canisius	65 51
												286	H	Northern Ariz.	75 60
												287	H	Loyola Chicago	76 50
												325	H	Southeastern La.	86 68
												342	H	Incarnate Word	83 54
LAST 12 Division I GAMES:															
325	H	Southeastern La.	86 68	136	A	Abilene Christian	59 77								
210	H	New Orleans	73 42	342	H	Incarnate Word	83 54								
156	A	Central Ark.	70 56	12	A	Kansas St.	43 68								
287	H	Loyola Chicago	76 50	47	A	Oregon	67 84								
253	A	Canisius	65 51	7	A	Oregon St.	56 88								
286	H	Northern Ariz.	75 60												

Non-Div I Games: St. Thomas (TX) 95 49 Louisiana Col. 94 55 Howard Payne 93 56 Southwestern (TX) 87 41
Lamar University






Loss, Non-Conf, S Site, H Home A Away N Neutral

Average RPI Win: 292	WON-LOST	WINNING	LAST 10	STRENGTH OF	OPP. STRENGTH	TEAM	ADJ.	CONF.	ADJ CONF.
Average RPI Loss: 182	RECORD	PCT. RANK	GAMES	SCHEDULE	OF SCHEDULE	RPI	RPI	RPI	RPI
DIV. I ONLY	4- 12	288	1- 9	250	313	311	311	25	25
DIV. I NON-CONF.	4- 6	208	1- 5	276	312	283	283	25	25
TOTALS	RPI 1-25	RPI 26-50	W-L RECORDS	RPI 51-100	RPI 101-150	RPI 150+			
4- 12	0- 0	0- 1	OVERALL	0- 2	0- 2	4- 7			
3- 6	0- 0	0- 0	HOME	0- 1	0- 1	3- 4			
1- 6	0- 0	0- 1	AWAY	0- 1	0- 1	1- 3			
0- 0	0- 0	0- 0	NEUTRAL	0- 0	0- 0	0- 0			
4- 6	0- 0	0- 1	NON-CONFERENCE	0- 1	0- 2	4- 2			
3- 3	0- 0	0- 0	HOME	0- 0	0- 1	3- 2			
1- 3	0- 0	0- 1	AWAY	0- 1	0- 1	1- 0			
0- 0	0- 0	0- 0	NEUTRAL	0- 0	0- 0	0- 0			
0- 6	0- 0	0- 0	CONFERENCE	0- 1	0- 0	0- 5			
0- 3	0- 0	0- 0	HOME	0- 1	0- 0	0- 2			
0- 3	0- 0	0- 0	AWAY	0- 0	0- 0	0- 3			
0- 0	0- 0	0- 0	NEUTRAL	0- 0	0- 0	0- 0			

RPI S	Opponent	Score	RPI S	Opponent	Score	RPI S	Opponent	Score	RPI S	Opponent	Score	Team's RPI: 311
			43   California	63   96		61  Bucknell	58   77		129   Duquesne	49   63		
						86  Villanova	37   59		138  Rider	68   75		
									176  Army West Point	71   75		
									180  Sacred Heart	68 62		
									201  American	51   68		
									244  Loyola Maryland	58   62		
									261  Norfolk St.	57   81		
									265  Boston U.	64   69		
									266  Monmouth	62   73		
									315  Holy Cross	47   65		
									319  NJIT	84 52		
									332  Delaware St.	91 80		
									338  Mt. St. Mary's	74 57		
LAST 12 Division I GAMES:												
244  Loyola Maryland	58   62	315  Holy Cross	47   65									
265  Boston U.	64   69	61  Bucknell	58   77									
176  Army West Point	71   75	201  American	51   68									
43  California	63   96	319  NJIT	84 52									
138  Rider	68   75	266  Monmouth	62   73									
86  Villanova	37   59	261  Norfolk St.	57   81									

Non-Div I Games: East Stroudsburg 78 72

Lehigh

 Loss,
  Non-Conf,
  S Site,
  Home
  Away
 N Neutral

Liberty

Through Games Of Jan. 15, 2017

Average RPI Win: 296	WON-LOST	WINNING	LAST 10	STRENGTH OF	OPP. STRENGTH	TEAM	ADJ.	CONF.	ADJ CONF.
Average RPI Loss: 166	RECORD	PCT. RANK	GAMES	SCHEDULE	OF SCHEDULE	RPI	RPI	RPI	RPI
DIV. I ONLY	3- 11	304	3- 6	252	279	312	312	28	28
DIV. I NON-CONF.	0- 10	335	0- 7	156	231	333	333	27	27
TOTALS	RPI 1-25	RPI 26-50	W-L RECORDS	RPI 51-100	RPI 101-150	RPI 150+			
3- 11	0- 1	0- 0	OVERALL	0- 2	0- 1	3- 7			
2- 3	0- 1	0- 0	HOME	0- 1	0- 0	2- 1			
1- 4	0- 0	0- 0	AWAY	0- 0	0- 1	1- 3			
0- 4	0- 0	0- 0	NEUTRAL	0- 1	0- 0	0- 3			
0- 10	0- 1	0- 0	NON-CONFERENCE	0- 2	0- 1	0- 6			
0- 3	0- 1	0- 0	HOME	0- 1	0- 0	0- 1			
0- 3	0- 0	0- 0	AWAY	0- 0	0- 1	0- 2			
0- 4	0- 0	0- 0	NEUTRAL	0- 1	0- 0	0- 3			
3- 1	0- 0	0- 0	CONFERENCE	0- 0	0- 0	3- 1			
2- 0	0- 0	0- 0	HOME	0- 0	0- 0	2- 0			
1- 1	0- 0	0- 0	AWAY	0- 0	0- 0	1- 1			
0- 0	0- 0	0- 0	NEUTRAL	0- 0	0- 0	0- 0			

RPI 1-25				RPI 26-50				RPI 51-100				RPI 101+ Team's RPI: 312			
RPI	S	Opponent	Score	RPI	S	Opponent	Score	RPI	S	Opponent	Score	RPI	S	Opponent	Score
8	H	Duke	38 98					72	N	Dayton	53 82	118	A	Navy	66 67
								77	H	James Madison	48 62	156	N	Central Ark.	41 61
												160	A	UTSA	64 80
												175	H	Appalachian St.	57 66
												214	N	Richmond	54 63
												234	H	Presbyterian	68 60
												243	A	Gardner-Webb	82 84
												290	N	UMBC	51 62
												316	A	Valparaiso	68 70
												320	A	Charleston So.	81 72
												335	H	High Point	81 74
LAST 12 Division I GAMES:															
320	A	Charleston So.	81 72	243	A	Gardner-Webb	82 84								
290	N	UMBC	51 62	234	H	Presbyterian	68 60								
72	N	Dayton	53 82	335	H	High Point	81 74								
160	A	UTSA	64 80	214	N	Richmond	54 63								
156	N	Central Ark.	41 61	316	A	Valparaiso	68 70								
118	A	Navy	66 67	175	H	Appalachian St.	57 66								

Non-Div I Games: West Liberty 64 38

Liberty

Loss, Non-Conf, S Site, H Home A Away N Neutral

Average RPI Win:	220	WON-LOST	WINNING	LAST 10	STRENGTH OF	OPP. STRENGTH	TEAM	ADJ.	CONF.	ADJ CONF.
Average RPI Loss:	194	RECORD	PCT. RANK	GAMES	SCHEDULE	OF SCHEDULE	RPI	RPI	RPI	RPI
DIV. I ONLY	2- 14	328	2- 8	116	340	294	294	23	23	
DIV. I NON-CONF.	2- 12	310	2- 8	84	345	277	277	24	24	
TOTALS	RPI 1-25	RPI 26-50	W-L RECORDS	RPI 51-100	RPI 101-150	RPI 150+				
2- 14	0- 0	0- 0	OVERALL	0- 3	1- 3	1- 8				
1- 6	0- 0	0- 0	HOME	0- 0	0- 2	1- 4				
1- 8	0- 0	0- 0	AWAY	0- 0	1- 0	0- 0				
0- 0	0- 0	0- 0	NEUTRAL	0- 0	0- 0	0- 0				
2- 12	0- 0	0- 0	NON-CONFERENCE	0- 3	1- 2	1- 7				
1- 4	0- 0	0- 0	HOME	0- 0	0- 1	1- 3				
1- 8	0- 0	0- 0	AWAY	0- 3	1- 1	0- 4				
0- 0	0- 0	0- 0	NEUTRAL	0- 0	0- 0	0- 0				
0- 2	0- 0	0- 0	CONFERENCE	0- 0	0- 1	0- 1				
0- 2	0- 0	0- 0	HOME	0- 0	0- 1	0- 1				
0- 0	0- 0	0- 0	AWAY	0- 0	0- 0	0- 0				
0- 0	0- 0	0- 0	NEUTRAL	0- 0	0- 0	0- 0				

RPI 1-25				RPI 26-50				RPI 51-100				RPI 101+				Team's RPI: 294	
RPI	S	Opponent	Score	RPI	S	Opponent	Score	RPI	S	Opponent	Score	RPI	S	Opponent	Score		
								96	A	Western Ky.	35	87	108	H	FGCU	63	90
								98	A	Belmont	62	100	124	A	Alabama	35	82
								99	A	Ole Miss	49	76	139	H	Saint Louis	38	83
													146	A	Ball St.	78	74
													205	H	Princeton	43	71
													209	H	Tennessee St.	71	77
													226	A	Morehead St.	53	73
													244	A	Loyola Maryland	30	74
													246	A	Murray St.	59	79
													276	A	Southeast Mo. St.	63	79
													293	H	Tennessee Tech	71	69
													320	H	Charleston So.	52	67
													322	H	Kennesaw St.	55	70
LAST 12 Division I GAMES:																	
139	H	Saint Louis	38	83	108	H	FGCU	63	90								
293	H	Tennessee Tech	71	69	322	H	Kennesaw St.	55	70								
146	A	Ball St.	78	74	205	H	Princeton	43	71								
96	A	Western Ky.	35	87	226	A	Morehead St.	53	73								
209	H	Tennessee St.	71	77	98	A	Belmont	62	100								
276	A	Southeast Mo. St.	63	79	320	H	Charleston So.	52	67								

Non-Div I Games: Anderson (SC) 66 59

Lipscomb

■ Loss,
 ■ Non-Conf,
 ■ S Site,
 ■ H Home
 ■ A Away
 N Neutral

Little Rock

Through Games Of Jan. 15, 2017

Average RPI Win:	206	WON-LOST	WINNING	LAST 10	STRENGTH OF	OPP. STRENGTH	TEAM	ADJ.	CONF.	ADJ CONF.
Average RPI Loss:	33	RECORD	PCT. RANK	GAMES	SCHEDULE	OF SCHEDULE	RPI	RPI	RPI	RPI
DIV. I ONLY	11- 6	101	0- 1	51	134	58	58	19	19	
DIV. I NON-CONF.	6- 6	166	0- 1	10	40	50	50	19	19	
TOTALS	RPI 1-25	RPI 26-50	W-L RECORDS	RPI 51-100	RPI 101-150	RPI 150+				
11- 6	0- 3	0- 2	OVERALL	0- 1	3- 0	8- 0				
6- 2	0- 1	0- 1	HOME	0- 0	2- 0	4- 0				
5- 4	0- 2	0- 1	AWAY	0- 1	1- 0	4- 0				
0- 0	0- 0	0- 0	NEUTRAL	0- 0	0- 0	0- 0				
6- 6	0- 3	0- 2	NON-CONFERENCE	0- 1	3- 0	3- 0				
3- 2	0- 1	0- 1	HOME	0- 0	2- 0	1- 0				
3- 4	0- 2	0- 1	AWAY	0- 1	1- 0	2- 0				
0- 0	0- 0	0- 0	NEUTRAL	0- 0	0- 0	0- 0				
5- 0	0- 0	0- 0	CONFERENCE	0- 0	0- 0	5- 0				
3- 0	0- 0	0- 0	HOME	0- 0	0- 0	3- 0				
2- 0	0- 0	0- 0	AWAY	0- 0	0- 0	2- 0				
0- 0	0- 0	0- 0	NEUTRAL	0- 0	0- 0	0- 0				

RPI 1-25				RPI 26-50				RPI 51-100 Team's RPI: 58				RPI 101+			
RPI	S	Opponent	Score	RPI	S	Opponent	Score	RPI	S	Opponent	Score	RPI	S	Opponent	Score
4	H	Mississippi St.	44 58	27	H	Texas A&M	37 55	95	A	Fordham	43 65	105	H	Oral Roberts	56 50
18	A	LSU	49 69	29	A	Green Bay	31 57					139	H	Saint Louis	56 43
23	A	Oklahoma	58 68									149	A	Missouri St.	58 47
												166	A	Tulsa	63 58
												175	A	Appalachian St.	77 69
												179	H	Louisiana	64 60
												211	A	Memphis	54 44
												239	H	North Texas	55 44
												250	A	Coastal Caro.	74 66
												317	H	Arkansas St.	73 59
												339	H	La.-Monroe	78 34
LAST 12 Division I GAMES:															
250	A	Coastal Caro.	74 66	95	A	Fordham	43 65								
339	H	La.-Monroe	78 34	317	H	Arkansas St.	73 59								
179	H	Louisiana	64 60	175	A	Appalachian St.	77 69								
18	A	LSU	49 69	211	A	Memphis	54 44								
166	A	Tulsa	63 58	105	H	Oral Roberts	56 50								
4	H	Mississippi St.	44 58	149	A	Missouri St.	58 47								

Non-Div I Games:

Little Rock

Loss, Non-Conf, S Site, H Home A Away N Neutral

Average RPI Win:	198	WON-LOST	WINNING	LAST 10	STRENGTH OF	OPP. STRENGTH	TEAM	ADJ.	CONF.	ADJ CONF.
Average RPI Loss:	63	RECORD	PCT. RANK	GAMES	SCHEDULE	OF SCHEDULE	RPI	RPI	RPI	RPI
DIV. I ONLY	11- 6	101	7- 2	80	114	76	76	24	24	
DIV. I NON-CONF.	8- 6	142	5- 3	65	113	89	89	23	23	
TOTALS	RPI 1-25	RPI 26-50	W-L RECORDS	RPI 51-100	RPI 101-150	RPI 150+				
11- 6	1- 1	0- 2	OVERALL	1- 2	0- 1	9- 0				
5- 1	0- 1	0- 0	HOME	0- 0	0- 0	5- 0				
4- 2	0- 0	0- 0	AWAY	1- 1	0- 1	3- 0				
2- 3	1- 0	0- 2	NEUTRAL	0- 1	0- 0	1- 0				
8- 6	1- 1	0- 2	NON-CONFERENCE	0- 2	0- 1	7- 0				
3- 1	0- 1	0- 0	HOME	0- 0	0- 0	3- 0				
3- 2	0- 0	0- 0	AWAY	0- 1	0- 1	3- 0				
2- 3	1- 0	0- 2	NEUTRAL	0- 1	0- 0	1- 0				
3- 0	0- 0	0- 0	CONFERENCE	1- 0	0- 0	2- 0				
2- 0	0- 0	0- 0	HOME	0- 0	0- 0	2- 0				
1- 0	0- 0	0- 0	AWAY	1- 0	0- 0	0- 0				
0- 0	0- 0	0- 0	NEUTRAL	0- 0	0- 0	0- 0				

RPI 1-25				RPI 26-50				RPI 51-100 Team's RPI: 76				RPI 101+			
RPI	S	Opponent	Score	RPI	S	Opponent	Score	RPI	S	Opponent	Score	RPI	S	Opponent	Score
8	H	Duke	46 83	39	N	Oklahoma St.	57 63	70	N	Florida	53 83	133	A	San Francisco	71 73
20	N	South Fla.	73 68	48	N	Quinnipiac	60 63	78	A	Southern California	74 82	152	H	Columbia	73 60
								88	A	UC Davis	64 51	158	H	Houston	65 55
												172	H	Pacific	66 58
												236	A	Loyola Marymount	81 78
												241	H	Hawaii	68 57
												263	H	Cal Poly	83 80
												265	N	Boston U.	61 48
												289	A	Nevada	97 93
												297	A	Pepperdine	44 41
LAST 12 Division I GAMES:															
152	H	Columbia	73 60	263	H	Cal Poly	83 80								
48	N	Quinnipiac	60 63	88	A	UC Davis	64 51								
39	N	Oklahoma St.	57 63	241	H	Hawaii	68 57								
20	N	South Fla.	73 68	265	N	Boston U.	61 48								
236	A	Loyola Marymount	81 78	70	N	Florida	53 83								
172	H	Pacific	66 58	78	A	Southern California	74 82								

Non-Div I Games: Biola 76 48

Long Beach St.

■ Loss,
 ■ Non-Conf,
 ■ S Site,
 ■ H Home
 ■ A Away
 N Neutral

Average RPI Win:	335	WON-LOST	WINNING	LAST 10	STRENGTH OF	OPP. STRENGTH	TEAM	ADJ.	CONF.	ADJ CONF.
Average RPI Loss:	162	RECORD	PCT. RANK	GAMES	SCHEDULE	OF SCHEDULE	RPI	RPI	RPI	RPI
DIV. I ONLY	2- 11	318	1- 8	206	296	307	307	28	28	
DIV. I NON-CONF.	2- 7	284	2- 4	185	304	265	265	27	27	
TOTALS	RPI 1-25	RPI 26-50	W-L RECORDS	RPI 51-100	RPI 101-150	RPI 150+				
2- 11	0- 1	0- 1	OVERALL	0- 3	0- 0	2- 6				
1- 3	0- 0	0- 0	HOME	0- 0	0- 0	1- 3				
1- 8	0- 0	0- 0	AWAY	0- 2	0- 0	1- 0				
0- 0	0- 0	0- 0	NEUTRAL	0- 0	0- 0	0- 0				
2- 7	0- 1	0- 1	NON-CONFERENCE	0- 2	0- 0	2- 3				
1- 1	0- 0	0- 0	HOME	0- 0	0- 0	1- 1				
1- 6	0- 1	0- 1	AWAY	0- 2	0- 0	1- 2				
0- 0	0- 0	0- 0	NEUTRAL	0- 0	0- 0	0- 0				
0- 4	0- 0	0- 0	CONFERENCE	0- 1	0- 0	0- 3				
0- 2	0- 0	0- 0	HOME	0- 0	0- 0	0- 2				
0- 2	0- 0	0- 0	AWAY	0- 1	0- 0	0- 1				
0- 0	0- 0	0- 0	NEUTRAL	0- 0	0- 0	0- 0				

RPI 1-25				RPI 26-50				RPI 51-100				RPI 101+				Team's RPI: 307	
RPI	S	Opponent	Score	RPI	S	Opponent	Score	RPI	S	Opponent	Score	RPI	S	Opponent	Score		
8	A	Duke	48 105	37	A	Marquette	37 87	59	A	Charlotte	41 66	199	H	UNC Asheville	53 80		
								69	A	West Virginia	40 107	229	A	Marshall	50 70		
								92	A	Radford	55 73	234	A	Presbyterian	55 65		
												243	H	Gardner-Webb	43 77		
												261	H	Norfolk St.	56 85		
												332	H	Delaware St.	88 77		
												337	A	UMass Lowell	72 59		
												346	A	Fairleigh Dickinson	59 75		
LAST 12 Division I GAMES:																	
234	A	Presbyterian	55 65	92	A	Radford	55 73										
332	H	Delaware St.	88 77	243	H	Gardner-Webb	43 77										
229	A	Marshall	50 70	199	H	UNC Asheville	53 80										
69	A	West Virginia	40 107	337	A	UMass Lowell	72 59										
59	A	Charlotte	41 66	346	A	Fairleigh Dickinson	59 75										
261	H	Norfolk St.	56 85	8	A	Duke	48 105										

Non-Div I Games: West Va. Tech 58 76 Milligan 71 47

Longwood

Loss, Non-Conf, S Site, H Home A Away N Neutral

Average RPI Win:	287	WON-LOST	WINNING	LAST 10	STRENGTH OF	OPP. STRENGTH	TEAM	ADJ.	CONF.	ADJ CONF.
Average RPI Loss:	87	RECORD	PCT. RANK	GAMES	SCHEDULE	OF SCHEDULE	RPI	RPI	RPI	RPI
DIV. I ONLY	8- 4	89	6- 2	308	197	179	179	19	19	
DIV. I NON-CONF.	4- 3	142	3- 2	216	126	163	163	19	19	
TOTALS	RPI 1-25	RPI 26-50	W-L RECORDS	RPI 51-100	RPI 101-150	RPI 150+				
8- 4	0- 1	0- 0	OVERALL	0- 1	0- 1	8- 1				
5- 1	0- 0	0- 0	HOME	0- 0	0- 0	5- 1				
2- 2	0- 0	0- 0	AWAY	0- 1	0- 1	2- 0				
1- 1	0- 1	0- 0	NEUTRAL	0- 0	0- 0	1- 0				
4- 3	0- 1	0- 0	NON-CONFERENCE	0- 0	0- 1	4- 1				
2- 1	0- 0	0- 0	HOME	0- 0	0- 0	2- 1				
1- 1	0- 0	0- 0	AWAY	0- 0	0- 1	1- 0				
1- 1	0- 1	0- 0	NEUTRAL	0- 0	0- 0	1- 0				
4- 1	0- 0	0- 0	CONFERENCE	0- 1	0- 0	4- 0				
3- 0	0- 0	0- 0	HOME	0- 0	0- 0	3- 0				
1- 1	0- 0	0- 0	AWAY	0- 1	0- 0	1- 0				
0- 0	0- 0	0- 0	NEUTRAL	0- 0	0- 0	0- 0				

RPI 1-25			RPI 26-50			RPI 51-100			RPI 101+			Team's RPI: 179
RPI	S	Opponent	Score	RPI	S	Opponent	Score	RPI	S	Opponent	Score	
2	N	Notre Dame	51 91					58	A	Little Rock	60 64	
								128	A	Southern Miss.	49 71	
								158	H	Houston	64 69	
								198	H	Louisiana Tech	80 72	
								255	A	McNeese	77 70	
								276	N	Southeast Mo. St.	82 78	
								281	H	Georgia St.	72 65	
								306	H	Ga. Southern	79 52	
								317	A	Arkansas St.	80 72	
								325	H	Southeastern La.	86 77	
								339	H	La.-Monroe	67 57	
LAST 12 Division I GAMES:												
317	A	Arkansas St.	80 72	306	H	Ga. Southern	79 52					
58	A	Little Rock	60 64	281	H	Georgia St.	72 65					
198	H	Louisiana Tech	80 72	339	H	La.-Monroe	67 57					
325	H	Southeastern La.	86 77	276	N	Southeast Mo. St.	82 78					
158	H	Houston	64 69	2	N	Notre Dame	51 91					
128	A	Southern Miss.	49 71	255	A	McNeese	77 70					

Non-Div I Games: Xavier (LA) 74 55 Southern-N.O. 87 57

Louisiana

Loss, Non-Conf, S Site, H Home A Away N Neutral

Louisiana Tech

Through Games Of Jan. 15, 2017

Average RPI Win:	225	WON-LOST	WINNING	LAST 10	STRENGTH OF	OPP. STRENGTH	TEAM	ADJ.	CONF.	ADJ CONF.
Average RPI Loss:	134	RECORD	PCT. RANK	GAMES	SCHEDULE	OF SCHEDULE	RPI	RPI	RPI	RPI
DIV. I ONLY	6- 9	224	3- 7	127	220	198	198	15	15	
DIV. I NON-CONF.	4- 6	208	3- 4	135	261	191	191	16	16	
TOTALS	RPI 1-25	RPI 26-50	W-L RECORDS	RPI 51-100	RPI 101-150	RPI 150+				
6- 9	0- 2	0- 0	OVERALL	1- 1	1- 2	4- 4				
4- 4	0- 2	0- 0	HOME	1- 1	1- 1	2- 0				
2- 5	0- 0	0- 0	AWAY	0- 0	0- 1	2- 4				
0- 0	0- 0	0- 0	NEUTRAL	0- 0	0- 0	0- 0				
4- 6	0- 2	0- 0	NON-CONFERENCE	0- 1	0- 1	4- 2				
2- 3	0- 2	0- 0	HOME	0- 1	0- 0	2- 0				
2- 3	0- 0	0- 0	AWAY	0- 0	0- 1	2- 2				
0- 0	0- 0	0- 0	NEUTRAL	0- 0	0- 0	0- 0				
2- 3	0- 0	0- 0	CONFERENCE	1- 0	1- 1	0- 2				
2- 1	0- 0	0- 0	HOME	1- 0	1- 1	0- 0				
0- 2	0- 0	0- 0	AWAY	0- 0	0- 0	0- 2				
0- 0	0- 0	0- 0	NEUTRAL	0- 0	0- 0	0- 0				

RPI 1-25				RPI 26-50				RPI 51-100				RPI 101+ Team's RPI: 198			
RPI	S	Opponent	Score	RPI	S	Opponent	Score	RPI	S	Opponent	Score	RPI	S	Opponent	Score
18	H	LSU	73 77					59	H	Charlotte	80 54	128	H	Southern Miss.	72 61
21	H	Auburn	66 76					74	H	SFA	58 60	131	A	Clemson	67 78
												134	H	Old Dominion	64 69
												160	A	UTSA	61 63
												179	A	Louisiana	72 80
												211	A	Memphis	54 56
												255	A	McNeese	66 56
												256	H	Grambling	69 55
												282	A	UTEP	62 69
												313	H	Nicholls St.	68 52
												339	A	La.-Monroe	73 53
LAST 12 Division I GAMES:															
282	A	UTEP	62 69	134	H	Old Dominion	64 69								
128	H	Southern Miss.	72 61	59	H	Charlotte	80 54								
179	A	Louisiana	72 80	160	A	UTSA	61 63								
211	A	Memphis	54 56	74	H	SFA	58 60								
21	H	Auburn	66 76	255	A	McNeese	66 56								
313	H	Nicholls St.	68 52	339	A	La.-Monroe	73 53								

Non-Div I Games: LSU-Alexandria 103 63

Louisiana Tech

■ Loss,
 ■ Non-Conf, S Site,
 ■ Home
 ■ Away
 N Neutral

Louisville

Through Games Of Jan. 15, 2017

Average RPI Win: 127		WON-LOST	WINNING	LAST 10	STRENGTH OF	OPP. STRENGTH	TEAM	ADJ.	CONF.	ADJ CONF.
Average RPI Loss: 11		RECORD	PCT. RANK	GAMES	SCHEDULE	OF SCHEDULE	RPI	RPI	RPI	RPI
DIV. I ONLY		16- 4	24	8- 2	19	14	13	13	2	2
DIV. I NON-CONF.		12- 2	24	6- 0	68	25	25	25	3	3
TOTALS		RPI 1-25	RPI 26-50		W-L RECORDS		RPI 51-100	RPI 101-150	RPI 150+	
16- 4	2- 3	2- 1		OVERALL		5- 0	2- 0	5- 0		
12- 1	2- 0	2- 1		HOME		3- 0	1- 0	4- 0		
4- 2	0- 2	0- 0		AWAY		2- 0	1- 0	1- 0		
0- 1	0- 1	0- 0		NEUTRAL		0- 0	0- 0	0- 0		
12- 2	1- 1	1- 1		NON-CONFERENCE		4- 0	1- 0	5- 0		
9- 1	1- 0	1- 1		HOME		3- 0	0- 0	4- 0		
3- 0	0- 0	0- 0		AWAY		1- 0	1- 0	1- 0		
0- 1	0- 1	0- 0		NEUTRAL		0- 0	0- 0	0- 0		
4- 2	1- 2	1- 0		CONFERENCE		1- 0	1- 0	0- 0		
3- 0	1- 0	1- 0		HOME		0- 0	1- 0	0- 0		
1- 2	0- 2	0- 0		AWAY		1- 0	0- 0	0- 0		
0- 0	0- 0	0- 0		NEUTRAL		0- 0	0- 0	0- 0		

RPI	S	Opponent	Score	RPI	S	Opponent	Score	RPI	S	Opponent	Score	RPI	S	Opponent	Score
3	N	South Carolina	59 83	26	H	Maryland	72 78	71	A	Middle Tenn.	91 72	115	A	Vanderbilt	78 66
6	A	Florida St.	65 72	41	H	South Dakota St.	83 30	84	A	Virginia	86 81	127	H	Pittsburgh	73 52
8	A	Duke	55 58	44	H	Syracuse	91 76	96	H	Western Ky.	68 61	167	H	Col. of Charleston	86 58
16	H	Miami (FL)	63 59					98	H	Belmont	73 50	220	H	Bowling Green	83 58
17	H	Kentucky	69 67					100	H	Chattanooga	63 47	258	H	Evansville	89 47
LAST 12 Division I GAMES:															
84	A	Virginia	86 81	16	H	Miami (FL)	63 59					270	A	UT Martin	100 57
8	A	Duke	55 58	6	A	Florida St.	65 72					310	H	Lafayette	92 48
44	H	Syracuse	91 76	127	H	Pittsburgh	73 52								
115	A	Vanderbilt	78 66	41	H	South Dakota St.	83 30								
258	H	Evansville	89 47	96	H	Western Ky.	68 61								
167	H	Col. of Charleston	86 58	17	H	Kentucky	69 67								

Non-Div I Games:

Louisville

■ Loss,
■ Non-Conf, S Site,
■ Home
■ Away
N Neutral

Average RPI Win:	313	WON-LOST	WINNING	LAST 10	STRENGTH OF	OPP. STRENGTH	TEAM	ADJ.	CONF.	ADJ CONF.
Average RPI Loss:	133	RECORD	PCT. RANK	GAMES	SCHEDULE	OF SCHEDULE	RPI	RPI	RPI	RPI
DIV. I ONLY	2- 14	328	2- 8	87	234	287	287	16	16	
DIV. I NON-CONF.	1- 10	325	1- 6	19	220	229	229	14	14	
TOTALS	RPI 1-25	RPI 26-50	W-L RECORDS	RPI 51-100	RPI 101-150	RPI 150+				
2- 14	0- 2	0- 0	OVERALL	0- 3	0- 3	2- 6				
2- 5	0- 1	0- 0	HOME	0- 1	0- 0	2- 3				
0- 7	0- 1	0- 0	AWAY	0- 1	0- 2	0- 3				
0- 2	0- 0	0- 0	NEUTRAL	0- 1	0- 1	0- 0				
1- 10	0- 2	0- 0	NON-CONFERENCE	0- 3	0- 3	1- 2				
1- 3	0- 1	0- 0	HOME	0- 1	0- 0	1- 1				
0- 5	0- 1	0- 0	AWAY	0- 1	0- 2	0- 1				
0- 2	0- 0	0- 0	NEUTRAL	0- 1	0- 1	0- 0				
1- 4	0- 0	0- 0	CONFERENCE	0- 0	0- 0	1- 4				
1- 2	0- 0	0- 0	HOME	0- 0	0- 0	1- 2				
0- 2	0- 0	0- 0	AWAY	0- 0	0- 0	0- 2				
0- 0	0- 0	0- 0	NEUTRAL	0- 0	0- 0	0- 0				

RPI 1-25				RPI 26-50				RPI 51-100				RPI 101+ Team's RPI: 287			
RPI	S	Opponent	Score	RPI	S	Opponent	Score	RPI	S	Opponent	Score	RPI	S	Opponent	Score
15	H	DePaul	46 107					81	H	Northern Ill.	70 90	126	A	Lamar University	50 76
16	A	Miami (FL)	43 81					83	N	Troy	67 91	127	A	Pittsburgh	35 59
								91	A	Central Mich.	57 95	131	N	Clemson	40 61
												154	A	Western Mich.	53 65
												164	H	Indiana St.	38 48
												184	H	Milwaukee	46 73
												204	A	Southern Ill.	57 73
												230	H	Bradley	53 60
												258	A	Evansville	36 67
												299	H	Illinois St.	64 61
												327	H	Chicago St.	59 54
LAST 12 Division I GAMES:															
258	A	Evansville	36 67	164	H	Indiana St.	38 48								
204	A	Southern Ill.	57 73	230	H	Bradley	53 60								
126	A	Lamar University	50 76	299	H	Illinois St.	64 61								
15	H	DePaul	46 107	154	A	Western Mich.	53 65								
327	H	Chicago St.	59 54	91	A	Central Mich.	57 95								
16	A	Miami (FL)	43 81	83	N	Troy	67 91								

Non-Div I Games:

Loyola Chicago

■ Loss,
■ Non-Conf,
■ S Site,
■ H Home
■ A Away
N Neutral

Average RPI Win:	285	WON-LOST	WINNING	LAST 10	STRENGTH OF	OPP. STRENGTH	TEAM	ADJ.	CONF.	ADJ CONF.
Average RPI Loss:	140	RECORD	PCT. RANK	GAMES	SCHEDULE	OF SCHEDULE	RPI	RPI	RPI	RPI
DIV. I ONLY	7- 10	220	4- 6	215	273	244	244	25	25	
DIV. I NON-CONF.	4- 7	224	2- 4	177	247	237	237	25	25	
TOTALS	RPI 1-25	RPI 26-50	W-L RECORDS	RPI 51-100	RPI 101-150	RPI 150+				
7- 10	0- 0	0- 1	OVERALL	0- 1	0- 4	7- 4				
5- 4	0- 0	0- 1	HOME	0- 0	0- 1	5- 2				
2- 6	0- 0	0- 0	AWAY	0- 1	0- 3	2- 2				
0- 0	0- 0	0- 0	NEUTRAL	0- 0	0- 0	0- 0				
4- 7	0- 0	0- 1	NON-CONFERENCE	0- 1	0- 3	4- 2				
3- 3	0- 0	0- 1	HOME	0- 0	0- 1	3- 1				
1- 4	0- 0	0- 0	AWAY	0- 1	0- 2	1- 1				
0- 0	0- 0	0- 0	NEUTRAL	0- 0	0- 0	0- 0				
3- 3	0- 0	0- 0	CONFERENCE	0- 0	0- 1	3- 2				
2- 1	0- 0	0- 0	HOME	0- 0	0- 0	2- 1				
1- 2	0- 0	0- 0	AWAY	0- 0	0- 1	1- 1				
0- 0	0- 0	0- 0	NEUTRAL	0- 0	0- 0	0- 0				

RPI 1-25			RPI 26-50			RPI 51-100			RPI 101+			Team's RPI: 244
RPI	S	Opponent	Score	RPI	S	Opponent	Score	RPI	S	Opponent	Score	
				26	H	Maryland	60 79	75	A	George Washington	64 74	
								106	A	Cornell	50 58	
								118	A	Navy	51 77	
								127	A	Pittsburgh	44 74	
								135	H	Delaware	45 47	
								152	H	Columbia	53 65	
								176	H	Army West Point	71 62	
								190	A	Fairfield	57 58	
								201	H	American	45 60	
								265	A	Boston U.	58 61	
								279	H	St. Francis Brooklyn	69 60	
								290	A	UMBC	70 65	
								294	H	Lipscomb	74 30	
								310	A	Lafayette	60 55	
								311	H	Lehigh	62 58	
								338	H	Mt. St. Mary's	58 53	
LAST 12 Division I GAMES:												
				311	H	Lehigh	62 58	265	A	Boston U.	58 61	
				310	A	Lafayette	60 55	118	A	Navy	51 77	
				201	H	American	45 60	176	H	Army West Point	71 62	
				75	A	George Washington	64 74	135	H	Delaware	45 47	
				26	H	Maryland	60 79	338	H	Mt. St. Mary's	58 53	
				290	A	UMBC	70 65	152	H	Columbia	53 65	

Non-Div I Games:

Loyola Maryland

■ Loss,
 ■ Non-Conf,
 S Site,
 ■ Home
 ■ Away
 N Neutral

Average RPI Win:	284	WON-LOST	WINNING	LAST 10	STRENGTH OF	OPP. STRENGTH	TEAM	ADJ.	CONF.	ADJ CONF.
Average RPI Loss:	102	RECORD	PCT. RANK	GAMES	SCHEDULE	OF SCHEDULE	RPI	RPI	RPI	RPI
DIV. I ONLY	7- 10	220	4- 6	228	178	236	236	14	14	
DIV. I NON-CONF.	5- 6	186	3- 3	231	236	214	214	12	12	
TOTALS	RPI 1-25	RPI 26-50	W-L RECORDS	RPI 51-100	RPI 101-150	RPI 150+				
7- 10	0- 0	0- 1	OVERALL	0- 4	0- 4	7- 1				
4- 5	0- 0	0- 0	HOME	0- 2	0- 2	4- 1				
3- 5	0- 0	0- 1	AWAY	0- 0	0- 1	3- 0				
0- 0	0- 0	0- 0	NEUTRAL	0- 0	0- 0	0- 0				
5- 6	0- 0	0- 1	NON-CONFERENCE	0- 3	0- 1	5- 1				
2- 4	0- 0	0- 0	HOME	0- 2	0- 1	2- 1				
3- 2	0- 0	0- 1	AWAY	0- 1	0- 0	3- 0				
0- 0	0- 0	0- 0	NEUTRAL	0- 0	0- 0	0- 0				
2- 4	0- 0	0- 0	CONFERENCE	0- 1	0- 3	2- 0				
2- 1	0- 0	0- 0	HOME	0- 0	0- 1	2- 0				
0- 3	0- 0	0- 0	AWAY	0- 1	0- 2	0- 0				
0- 0	0- 0	0- 0	NEUTRAL	0- 0	0- 0	0- 0				

RPI 1-25				RPI 26-50				RPI 51-100				RPI 101+				Team's RPI: 236	
RPI	S	Opponent	Score	RPI	S	Opponent	Score	RPI	S	Opponent	Score	RPI	S	Opponent	Score		
				39	A	Oklahoma St.	58 66	60	A	Washington St.	45 92	104	H	Gonzaga	56 80		
								76	H	Long Beach St.	78 81	121	A	Santa Clara	64 71		
								80	A	BYU	59 76	139	H	Saint Louis	76 90		
								98	H	Belmont	72 79	140	A	St. Mary's (CA)	59 74		
												165	H	UC Riverside	72 75		
												233	A	San Diego St.	60 53		
												251	H	Portland	69 54		
												259	H	UC Santa Barbara	57 55		
												274	A	Seattle U	62 59		
												297	H	Pepperdine	72 60		
												328	H	UC Irvine	58 39		
												347	A	Cal St. Fullerton	77 62		
LAST 12 Division I GAMES:																	
				297	H	Pepperdine	72 60	251	H	Portland	69 54						
				80	A	BYU	59 76	104	H	Gonzaga	56 80						
				140	A	St. Mary's (CA)	59 74	121	A	Santa Clara	64 71						
				165	H	UC Riverside	72 75	259	H	UC Santa Barbara	57 55						
				76	H	Long Beach St.	78 81	274	A	Seattle U	62 59						
				347	A	Cal St. Fullerton	77 62	98	H	Belmont	72 79						

Non-Div I Games:

Loyola Marymount

■ Loss,
■ Non-Conf,
■ S Site,
■ H Home
■ A Away
N Neutral

Average RPI Win:	219	WON-LOST	WINNING	LAST 10	STRENGTH OF	OPP. STRENGTH	TEAM	ADJ.	CONF.	ADJ CONF.
Average RPI Loss:	98	RECORD	PCT. RANK	GAMES	SCHEDULE	OF SCHEDULE	RPI	RPI	RPI	RPI
DIV. I ONLY	9- 10	178	5- 5	112	107	120	120	20	20	
DIV. I NON-CONF.	7- 8	181	4- 4	31	57	87	87	20	20	
TOTALS	RPI 1-25	RPI 26-50	W-L RECORDS	RPI 51-100	RPI 101-150	RPI 150+				
9- 10	0- 3	0- 2	OVERALL	1- 0	1- 2	7- 3				
4- 1	0- 1	0- 0	HOME	0- 0	1- 0	3- 0				
2- 8	0- 2	0- 2	AWAY	0- 0	0- 1	2- 3				
3- 1	0- 0	0- 0	NEUTRAL	1- 0	0- 1	2- 0				
7- 8	0- 3	0- 2	NON-CONFERENCE	1- 0	1- 2	5- 1				
3- 1	0- 1	0- 0	HOME	0- 0	1- 0	2- 0				
1- 6	0- 2	0- 2	AWAY	0- 0	0- 1	1- 1				
3- 1	0- 0	0- 0	NEUTRAL	1- 0	0- 1	2- 0				
2- 2	0- 0	0- 0	CONFERENCE	0- 0	0- 0	2- 2				
1- 0	0- 0	0- 0	HOME	0- 0	0- 0	1- 0				
1- 2	0- 0	0- 0	AWAY	0- 0	0- 0	1- 2				
0- 0	0- 0	0- 0	NEUTRAL	0- 0	0- 0	0- 0				

RPI 1-25				RPI 26-50				RPI 51-100				RPI 101+ Team's RPI: 120			
RPI	S	Opponent	Score	RPI	S	Opponent	Score	RPI	S	Opponent	Score	RPI	S	Opponent	Score
3	A	South Carolina	42 79	31	A	Harvard	62 69	100	N	Chattanooga	49 39	107	H	Purdue	67 47
4	H	Mississippi St.	43 87	34	A	Tulane	62 77					113	N	Hampton	49 58
16	A	Miami (FL)	51 76									131	A	Clemson	61 69
												153	A	Boston College	53 64
												155	H	Northeastern	68 49
												207	A	Stony Brook	41 55
												216	N	ETSU	61 48
												217	H	Dartmouth	60 55
												268	A	Bryant	77 52
												283	N	Saint Peter's	59 43
												290	H	UMBC	72 40
												291	A	Vermont	52 55
												337	A	UMass Lowell	65 44
LAST 12 Division I GAMES:															
291	A	Vermont	52 55	207	A	Stony Brook	41 55								
153	A	Boston College	53 64	337	A	UMass Lowell	65 44								
34	A	Tulane	62 77	290	H	UMBC	72 40								
16	A	Miami (FL)	51 76	217	H	Dartmouth	60 55								
216	N	ETSU	61 48	155	H	Northeastern	68 49								
268	A	Bryant	77 52	131	A	Clemson	61 69								

Non-Div I Games:

Maine

 Loss,
 Non-Conf,
 S Site,
 H Home
 A Away
N Neutral

Average RPI Win: 233	WON-LOST	WINNING	LAST 10	STRENGTH OF	OPP. STRENGTH	TEAM	ADJ.	CONF.	ADJ CONF.
Average RPI Loss: 149	RECORD	PCT. RANK	GAMES	SCHEDULE	OF SCHEDULE	RPI	RPI	RPI	RPI
DIV. I ONLY	5- 12	265	2- 8	110	277	232	232	18	18
DIV. I NON-CONF.	4- 5	197	1- 3	33	316	121	121	17	17
TOTALS	RPI 1-25	RPI 26-50	W-L RECORDS	RPI 51-100	RPI 101-150	RPI 150+			
5- 12	0- 0	0- 1	OVERALL	0- 3	1- 2	4- 6			
3- 6	0- 0	0- 0	HOME	0- 0	1- 2	2- 4			
2- 6	0- 0	0- 1	AWAY	0- 1	0- 0	2- 0			
0- 0	0- 0	0- 0	NEUTRAL	0- 0	0- 0	0- 0			
4- 5	0- 0	0- 0	NON-CONFERENCE	0- 3	1- 1	3- 1			
2- 2	0- 0	0- 0	HOME	0- 0	1- 1	1- 1			
2- 3	0- 0	0- 0	AWAY	0- 3	0- 0	2- 0			
0- 0	0- 0	0- 0	NEUTRAL	0- 0	0- 0	0- 0			
1- 7	0- 0	0- 1	CONFERENCE	0- 0	0- 1	1- 5			
1- 4	0- 0	0- 0	HOME	0- 0	0- 1	1- 3			
0- 3	0- 0	0- 1	AWAY	0- 0	0- 0	0- 2			
0- 0	0- 0	0- 0	NEUTRAL	0- 0	0- 0	0- 0			

RPI 1-25				RPI 26-50				RPI 51-100				RPI 101+				Team's RPI: 232	
RPI	S	Opponent	Score	RPI	S	Opponent	Score	RPI	S	Opponent	Score	RPI	S	Opponent	Score		
				48	A	Quinnipiac	38 81	61	A	Bucknell	64 69	102	H	New Hampshire	42 59		
								63	A	Buffalo	39 73	138	H	Rider	36 53		
								95	A	Fordham	60 63	143	H	Yale	63 57		
												170	H	Niagara	59 62		
												190	A	Fairfield	56 71		
												203	A	Brown	58 57		
												207	H	Stony Brook	50 55		
												215	A	Iona	53 70		
												224	H	Siena	68 66		
												240	H	Marist	47 62		
												253	H	Canisius	57 62		
												279	A	St. Francis Brooklyn	55 52		
												315	H	Holy Cross	60 56		
LAST 12 Division I GAMES:																	
138	H	Rider	36 53	170	H	Niagara	59 62										
253	H	Canisius	57 62	48	A	Quinnipiac	38 81										
224	H	Siena	68 66	190	A	Fairfield	56 71										
102	H	New Hampshire	42 59	279	A	St. Francis Brooklyn	55 52										
61	A	Bucknell	64 69	215	A	Iona	53 70										
95	A	Fordham	60 63	240	H	Marist	47 62										

Non-Div I Games:

Manhattan

■ Loss,
■ Non-Conf,
■ S Site,
■ H Home
■ A Away
N Neutral

Average RPI Win: 231	WON-LOST	WINNING	LAST 10	STRENGTH OF	OPP. STRENGTH	TEAM	ADJ.	CONF.	ADJ CONF.
Average RPI Loss: 173	RECORD	PCT. RANK	GAMES	SCHEDULE	OF SCHEDULE	RPI	RPI	RPI	RPI
DIV. I ONLY	8- 10	196	6- 4	303	166	240	240	18	18
DIV. I NON-CONF.	3- 7	250	3- 1	300	100	287	287	17	17
TOTALS	RPI 1-25	RPI 26-50	W-L RECORDS	RPI 51-100	RPI 101-150	RPI 150+			
8- 10	0- 1	0- 1	OVERALL	0- 1	0- 2	8- 5			
2- 4	0- 0	0- 1	HOME	0- 0	0- 1	2- 2			
5- 4	0- 0	0- 0	AWAY	0- 0	0- 1	5- 3			
1- 2	0- 1	0- 0	NEUTRAL	0- 1	0- 0	1- 0			
3- 7	0- 1	0- 1	NON-CONFERENCE	0- 1	0- 1	3- 3			
1- 2	0- 0	0- 1	HOME	0- 0	0- 0	1- 1			
1- 3	0- 0	0- 0	AWAY	0- 0	0- 1	1- 2			
1- 2	0- 1	0- 0	NEUTRAL	0- 1	0- 0	1- 0			
5- 3	0- 0	0- 0	CONFERENCE	0- 0	0- 1	5- 2			
1- 2	0- 0	0- 0	HOME	0- 0	0- 1	1- 1			
4- 1	0- 0	0- 0	AWAY	0- 0	0- 0	4- 1			
0- 0	0- 0	0- 0	NEUTRAL	0- 0	0- 0	0- 0			

RPI 1-25				RPI 26-50				RPI 51-100				RPI 101+ Team's RPI: 240			
RPI	S	Opponent	Score	RPI	S	Opponent	Score	RPI	S	Opponent	Score	RPI	S	Opponent	Score
21	N	Auburn	51 52	38	H	Creighton	50 72	73	N	East Carolina	68 70	138	H	Rider	56 69
												142	A	Hofstra	42 62
												170	A	Niagara	60 58
												186	H	Seton Hall	63 76
												190	H	Fairfield	71 55
												215	A	Iona	68 62
												217	A	Dartmouth	66 61
												232	A	Manhattan	62 47
												253	A	Canisius	85 74
												265	H	Boston U.	76 57
												266	A	Monmouth	69 79
												271	A	Rhode Island	61 82
												283	H	Saint Peter's	69 73
												304	N	N.C. A&T	69 64
												315	A	Holy Cross	46 50
LAST 12 Division I GAMES:															
253	A	Canisius	85 74	215	A	Iona	68 62								
266	A	Monmouth	69 79	138	H	Rider	56 69								
190	H	Fairfield	71 55	170	A	Niagara	60 58								
38	H	Creighton	50 72	283	H	Saint Peter's	69 73								
217	A	Dartmouth	66 61	232	A	Manhattan	62 47								
265	H	Boston U.	76 57	304	N	N.C. A&T	69 64								

Non-Div I Games:

Marist

■ Loss,
 ■ Non-Conf,
 S Site,
 ■ Home
 ■ Away
 N Neutral

Average RPI Win: 147		WON-LOST	WINNING	LAST 10	STRENGTH OF	OPP. STRENGTH	TEAM	ADJ.	CONF.	ADJ CONF.
Average RPI Loss: 64		RECORD	PCT. RANK	GAMES	SCHEDULE	OF SCHEDULE	RPI	RPI	RPI	RPI
DIV. I ONLY		15- 4	27	8- 2	57	66	37	37	7	7
DIV. I NON-CONF.		9- 2	37	3- 1	37	117	29	29	7	7
<hr/>										
TOTALS	RPI 1-25		RPI 26-50		W-L RECORDS	RPI 51-100	RPI 101-150		RPI 150+	
15- 4	2- 0		1- 2		OVERALL	1- 1	3- 1		8- 0	
9- 2	1- 0		0- 2		HOME	0- 0	3- 0		5- 0	
6- 1	1- 0		1- 0		AWAY	1- 1	0- 0		3- 0	
0- 1	0- 0		0- 0		NEUTRAL	0- 0	0- 1		0- 0	
9- 2	2- 0		0- 1		NON-CONFERENCE	0- 0	1- 1		6- 0	
6- 1	1- 0		0- 1		HOME	0- 0	1- 0		4- 0	
3- 0	1- 0		0- 0		AWAY	0- 0	0- 0		2- 0	
0- 1	0- 0		0- 0		NEUTRAL	0- 0	0- 1		0- 0	
6- 2	0- 0		1- 1		CONFERENCE	1- 1	2- 0		2- 0	
3- 1	0- 0		0- 1		HOME	0- 0	2- 0		1- 0	
3- 1	0- 0		1- 0		AWAY	1- 1	0- 0		1- 0	
0- 0	0- 0		0- 0		NEUTRAL	0- 0	0- 0		0- 0	

RPI 1-25				RPI 26-50				Team's RPI: 37	RPI 51-100				RPI 101+			
RPI	S	Opponent	Score	RPI	S	Opponent	Score		RPI	S	Opponent	Score	RPI	S	Opponent	Score
7	A	Oregon St.	74 73	29	H	Green Bay	63 78		68	A	St. John's (NY)	64 70	116	H	Western Ill.	77 61
24	H	Arizona St.	75 63	38	H	Creighton	63 83		86	A	Villanova	77 71	121	N	Santa Clara	62 65
				45	A	Georgetown	84 77						137	H	Xavier	85 61
													145	H	Providence	79 74
													172	A	Pacific	89 75
													174	H	New Mexico	62 52
													184	H	Milwaukee	85 74
													186	A	Seton Hall	83 77
													195	H	Butler	91 53
													197	A	Wisconsin	81 75
													231	H	Saint Francis (PA)	104 91
													307	H	Longwood	87 37
LAST 12 Division I GAMES:																
				68	A	St. John's (NY)	64 70		195	H	Butler	91 53				
				145	H	Providence	79 74		137	H	Xavier	85 61				
				38	H	Creighton	63 83		186	A	Seton Hall	83 77				
				45	A	Georgetown	84 77		184	H	Milwaukee	85 74				
				86	A	Villanova	77 71		197	A	Wisconsin	81 75				
				174	H	New Mexico	62 52		29	H	Green Bay	63 78				

Non-Div I Games:

Marquette

Average RPI Win:	280	WON-LOST	WINNING	LAST 10	STRENGTH OF	OPP. STRENGTH	TEAM	ADJ.	CONF.	ADJ CONF.
Average RPI Loss:	108	RECORD	PCT. RANK	GAMES	SCHEDULE	OF SCHEDULE	RPI	RPI	RPI	RPI
DIV. I ONLY	9- 6	129	4- 4	329	168	229	229	15	15	
DIV. I NON-CONF.	6- 3	96	2- 2	346	274	240	240	16	16	
TOTALS	RPI 1-25	RPI 26-50	W-L RECORDS	RPI 51-100	RPI 101-150	RPI 150+				
9- 6	0- 0	0- 0	OVERALL	0- 4	0- 1	9- 1				
7- 1	0- 0	0- 0	HOME	0- 1	0- 0	7- 0				
1- 4	0- 0	0- 0	AWAY	0- 3	0- 1	1- 0				
1- 1	0- 0	0- 0	NEUTRAL	0- 0	0- 0	1- 1				
6- 3	0- 0	0- 0	NON-CONFERENCE	0- 2	0- 0	6- 1				
4- 0	0- 0	0- 0	HOME	0- 0	0- 0	4- 0				
1- 2	0- 0	0- 0	AWAY	0- 2	0- 0	1- 0				
1- 1	0- 0	0- 0	NEUTRAL	0- 0	0- 0	1- 1				
3- 3	0- 0	0- 0	CONFERENCE	0- 2	0- 1	3- 0				
3- 1	0- 0	0- 0	HOME	0- 1	0- 0	3- 0				
0- 2	0- 0	0- 0	AWAY	0- 1	0- 1	0- 0				
0- 0	0- 0	0- 0	NEUTRAL	0- 0	0- 0	0- 0				

RPI 1-25				RPI 26-50				RPI 51-100				RPI 101+				Team's RPI: 229	
RPI	S	Opponent	Score	RPI	S	Opponent	Score	RPI	S	Opponent	Score	RPI	S	Opponent	Score		
								59	A	Charlotte	77	93	134	A	Old Dominion	69	73
								62	A	North Carolina	53	75	169	H	UAB	61	58
								71	H	Middle Tenn.	63	72	182	A	Illinois	55	53
								93	A	Penn St.	80	82	228	N	Prairie View	68	78
													250	H	Coastal Caro.	84	66
													260	H	FIU	70	52
													307	H	Longwood	70	50
													318	H	Fla. Atlantic	76	53
													343	N	Sam Houston St.	73	50
													345	H	Morgan St.	62	43
													349	H	Florida A&M	77	67
LAST 12 Division I GAMES:																	
				134	A	Old Dominion	69	73		169	H	UAB	61	58			
				318	H	Fla. Atlantic	76	53		71	H	Middle Tenn.	63	72			
				260	H	FIU	70	52		59	A	Charlotte	77	93			
				307	H	Longwood	70	50		345	H	Morgan St.	62	43			
				62	A	North Carolina	53	75		228	N	Prairie View	68	78			
				93	A	Penn St.	80	82		343	N	Sam Houston St.	73	50			

Non-Div I Games: Me.-Fort Kent 136 62 Bluefield Col. 77 35

Marshall

Loss, Non-Conf, S Site, H Home A Away N Neutral

Maryland

Through Games Of Jan. 15, 2017

Average RPI Win:	157	WON-LOST	WINNING	LAST 10	STRENGTH OF	OPP. STRENGTH	TEAM	ADJ.	CONF.	ADJ CONF.
Average RPI Loss:	1	RECORD	PCT. RANK	GAMES	SCHEDULE	OF SCHEDULE	RPI	RPI	RPI	RPI
DIV. I ONLY	17- 1	3	9- 1	128	20	26	26	6	6	
DIV. I NON-CONF.	12- 1	7	6- 1	203	45	46	46	6	6	
TOTALS	RPI 1-25	RPI 26-50	W-L RECORDS	RPI 51-100	RPI 101-150	RPI 150+				
17- 1	2- 1	2- 0	OVERALL	3- 0	1- 0	9- 0				
8- 1	0- 1	1- 0	HOME	1- 0	0- 0	6- 0				
7- 0	1- 0	1- 0	AWAY	1- 0	1- 0	3- 0				
2- 0	1- 0	0- 0	NEUTRAL	1- 0	0- 0	0- 0				
12- 1	2- 1	0- 0	NON-CONFERENCE	1- 0	1- 0	8- 0				
6- 1	0- 1	0- 0	HOME	0- 0	0- 0	6- 0				
4- 0	1- 0	0- 0	AWAY	0- 0	1- 0	2- 0				
2- 0	1- 0	0- 0	NEUTRAL	1- 0	0- 0	0- 0				
5- 0	0- 0	2- 0	CONFERENCE	2- 0	0- 0	1- 0				
2- 0	0- 0	1- 0	HOME	1- 0	0- 0	0- 0				
3- 0	0- 0	1- 0	AWAY	1- 0	0- 0	1- 0				
0- 0	0- 0	0- 0	NEUTRAL	0- 0	0- 0	0- 0				

RPI 1-25				RPI 26-50				Team's RPI: 26				RPI 51-100				RPI 101+			
RPI	S	Opponent	Score	RPI	S	Opponent	Score	RPI	S	Opponent	Score	RPI	S	Opponent	Score	RPI	S	Opponent	Score
1	H	UConn	81 87	46	A	Minnesota	83 72	60	N	Washington St.	79 69	129	A	Duquesne	77 57				
13	A	Louisville	78 72	50	H	Northwestern	96 65	67	A	Iowa	98 82	151	A	Nebraska	93 49				
24	N	Arizona St.	83 42					93	H	Penn St.	89 83	170	A	Niagara	96 64				
												183	H	Towson	97 63				
												193	H	UMES	106 61				
												244	A	Loyola Maryland	79 60				
												283	H	Saint Peter's	101 49				
												290	H	UMBC	92 42				
												337	H	UMass Lowell	100 44				
												338	H	Mt. St. Mary's	106 42				
LAST 12 Division I GAMES:																			
151	A	Nebraska	93 49	67	A	Iowa	98 82												
46	A	Minnesota	83 72	93	H	Penn St.	89 83												
1	H	UConn	81 87	50	H	Northwestern	96 65												
129	A	Duquesne	77 57	183	H	Towson	97 63												
244	A	Loyola Maryland	79 60	290	H	UMBC	92 42												
283	H	Saint Peter's	101 49	13	A	Louisville	78 72												

Non-Div I Games:

Maryland

Loss, Non-Conf, S Site, H Home A Away N Neutral

Massachusetts

Through Games Of Jan. 15, 2017

Average RPI Win:	267	WON-LOST	WINNING	LAST 10	STRENGTH OF	OPP. STRENGTH	TEAM	ADJ.	CONF.	ADJ CONF.
Average RPI Loss:	133	RECORD	PCT. RANK	GAMES	SCHEDULE	OF SCHEDULE	RPI	RPI	RPI	RPI
DIV. I ONLY	8- 10	196	1- 0	297	112	238	238	12	12	
DIV. I NON-CONF.	5- 7	204	1- 0	277	222	246	246	13	13	
TOTALS	RPI 1-25	RPI 26-50	W-L RECORDS	RPI 51-100	RPI 101-150	RPI 150+				
8- 10	0- 0	0- 0	OVERALL	0- 4	1- 4	7- 2				
6- 1	0- 0	0- 0	HOME	0- 0	1- 1	5- 0				
1- 8	0- 0	0- 0	AWAY	0- 0	0- 1	1- 2				
1- 1	0- 0	0- 0	NEUTRAL	0- 1	0- 0	1- 0				
5- 7	0- 0	0- 0	NON-CONFERENCE	0- 3	0- 2	5- 2				
4- 0	0- 0	0- 0	HOME	0- 0	0- 0	4- 0				
0- 6	0- 0	0- 0	AWAY	0- 2	0- 2	0- 2				
1- 1	0- 0	0- 0	NEUTRAL	0- 1	0- 0	1- 0				
3- 3	0- 0	0- 0	CONFERENCE	0- 1	1- 2	2- 0				
2- 1	0- 0	0- 0	HOME	0- 0	1- 1	1- 0				
1- 2	0- 0	0- 0	AWAY	0- 1	0- 1	1- 0				
0- 0	0- 0	0- 0	NEUTRAL	0- 0	0- 0	0- 0				

RPI S	Opponent	Score	RPI S	Opponent	Score	RPI S	Opponent	Score	RPI S	Opponent	Score	Team's RPI: 238
						63	A Buffalo	47 61	122	H George Mason	55 66	
						64	N Drexel	47 65	129	H Duquesne	75 67	
						67	A Iowa	30 71	130	A Hartford	56 75	
						72	A Dayton	65 77	142	A Hofstra	55 71	
									148	A Saint Joseph's	50 81	
									260	A FIU	57 58	
									265	A Boston U.	60 64	
									267	H North Dakota St.	70 58	
									268	H Bryant	68 62	
									271	H Rhode Island	68 67	
									275	A Davidson	61 60	
									277	H Central Conn. St.	76 37	
									315	H Holy Cross	69 66	
									331	N Montana	59 58	
LAST 12 Division I GAMES:												
			148	A Saint Joseph's	50 81	331	N Montana	59 58				
			271	H Rhode Island	68 67	129	H Duquesne	75 67				
			72	A Dayton	65 77	275	A Davidson	61 60				
			64	N Drexel	47 65	265	A Boston U.	60 64				
			260	A FIU	57 58	268	H Bryant	68 62				
			315	H Holy Cross	69 66	142	A Hofstra	55 71				

Non-Div I Games: Merrimack 73 44

Massachusetts

Loss, Non-Conf, S Site, H Home A Away N Neutral

Average RPI Win: 328	WON-LOST	WINNING	LAST 10	STRENGTH OF	OPP. STRENGTH	TEAM	ADJ.	CONF.	ADJ CONF.
Average RPI Loss: 123	RECORD	PCT. RANK	GAMES	SCHEDULE	OF SCHEDULE	RPI	RPI	RPI	RPI
DIV. I ONLY	5- 7	216	5- 5	283	270	255	255	27	27
DIV. I NON-CONF.	1- 6	310	1- 5	142	181	269	269	26	26
TOTALS	RPI 1-25	RPI 26-50	W-L RECORDS	RPI 51-100	RPI 101-150	RPI 150+			
5- 7	0- 0	0- 1	OVERALL	0- 1	0- 3	5- 2			
2- 3	0- 0	0- 0	HOME	0- 1	0- 0	2- 2			
3- 2	0- 0	0- 1	AWAY	0- 0	0- 1	3- 0			
0- 2	0- 0	0- 0	NEUTRAL	0- 0	0- 2	0- 0			
1- 6	0- 0	0- 1	NON-CONFERENCE	0- 0	0- 3	1- 2			
0- 2	0- 0	0- 0	HOME	0- 0	0- 0	0- 2			
1- 2	0- 0	0- 1	AWAY	0- 0	0- 1	1- 0			
0- 2	0- 0	0- 0	NEUTRAL	0- 0	0- 2	0- 0			
4- 1	0- 0	0- 0	CONFERENCE	0- 1	0- 0	4- 0			
2- 1	0- 0	0- 0	HOME	0- 1	0- 0	2- 0			
2- 0	0- 0	0- 0	AWAY	0- 0	0- 0	2- 0			
0- 0	0- 0	0- 0	NEUTRAL	0- 0	0- 0	0- 0			

RPI 1-25				RPI 26-50				RPI 51-100				RPI 101+ Team's RPI: 255			
RPI	S	Opponent	Score	RPI	S	Opponent	Score	RPI	S	Opponent	Score	RPI	S	Opponent	Score
				34	A	Tulane	65 82	74	H	SFA	65 96	124	N	Alabama	63 84
												125	A	TCU	70 74
												127	N	Pittsburgh	65 71
												179	H	Louisiana	70 77
												198	H	Louisiana Tech	56 66
												301	A	Northwestern St.	68 63
												325	A	Southeastern La.	86 83
												333	H	Houston Baptist	68 53
												339	A	La.-Monroe	78 52
												343	H	Sam Houston St.	79 56
LAST 12 Division I GAMES:															
				74	H	SFA	65 96	325	A	Southeastern La.	86 83				
				301	A	Northwestern St.	68 63	333	H	Houston Baptist	68 53				
				127	N	Pittsburgh	65 71	343	H	Sam Houston St.	79 56				
				124	N	Alabama	63 84	198	H	Louisiana Tech	56 66				
				339	A	La.-Monroe	78 52	34	A	Tulane	65 82				
				125	A	TCU	70 74	179	H	Louisiana	70 77				

Non-Div I Games: LSU-Alexandria 100 66 Louisiana Col. 88 47 Southern-N.O. 94 65 Wiley 72 56
McNeese

Average RPI Win:	206	WON-LOST	WINNING	LAST 10	STRENGTH OF	OPP. STRENGTH	TEAM	ADJ.	CONF.	ADJ CONF.
Average RPI Loss:	150	RECORD	PCT. RANK	GAMES	SCHEDULE	OF SCHEDULE	RPI	RPI	RPI	RPI
DIV. I ONLY	8- 9	181	5- 5	201	145	211	211	5	5	
DIV. I NON-CONF.	7- 6	158	5- 3	278	171	220	220	5	5	
TOTALS	RPI 1-25	RPI 26-50	W-L RECORDS	RPI 51-100	RPI 101-150	RPI 150+				
8- 9	0- 0	0- 1	OVERALL	0- 2	3- 1	5- 5				
6- 4	0- 0	0- 1	HOME	0- 1	2- 1	4- 1				
2- 4	0- 0	0- 0	AWAY	0- 0	1- 0	1- 4				
0- 1	0- 0	0- 0	NEUTRAL	0- 1	0- 0	0- 0				
7- 6	0- 0	0- 0	NON-CONFERENCE	0- 2	2- 1	5- 3				
6- 2	0- 0	0- 0	HOME	0- 1	2- 1	4- 0				
1- 3	0- 0	0- 0	AWAY	0- 0	0- 0	1- 3				
0- 1	0- 0	0- 0	NEUTRAL	0- 1	0- 0	0- 0				
1- 3	0- 0	0- 1	CONFERENCE	0- 0	1- 0	0- 2				
0- 2	0- 0	0- 1	HOME	0- 0	0- 0	0- 1				
1- 1	0- 0	0- 0	AWAY	0- 0	1- 0	0- 1				
0- 0	0- 0	0- 0	NEUTRAL	0- 0	0- 0	0- 0				

RPI S	Opponent	Score	RPI S	Opponent	Score	RPI S	Opponent	Score	RPI S	Opponent	Score	Team's RPI: 211
33	H Temple	67 73	58	H Little Rock	44 54	112	A UCF	65 62				
			97	N Arkansas	61 91	115	H Vanderbilt	75 59				
						119	H Kansas	58 68				
						149	H Missouri St.	69 60				
						161	H Cincinnati	59 66				
						166	A Tulsa	52 57				
						182	A Illinois	64 54				
						198	H Louisiana Tech	56 54				
						204	A Southern Ill.	61 69				
						227	A Samford	42 48				
						276	H Southeast Mo. St.	65 63				
						289	A Nevada	67 75				
						301	H Northwestern St.	54 38				
						313	H Nicholls St.	73 62				
LAST 12 Division I GAMES:												
33	H Temple	67 73	161	H Cincinnati	59 66							
115	H Vanderbilt	75 59	112	A UCF	65 62							
313	H Nicholls St.	73 62	166	A Tulsa	52 57							
198	H Louisiana Tech	56 54	58	H Little Rock	44 54							
276	H Southeast Mo. St.	65 63	301	H Northwestern St.	54 38							
204	A Southern Ill.	61 69	289	A Nevada	67 75							

Non-Div I Games:

Memphis

■ Loss,
 ■ Non-Conf,
 ■ S Site,
 ■ H Home
 ■ A Away
 N Neutral

Average RPI Win:	262	WON-LOST	WINNING	LAST 10	STRENGTH OF	OPP. STRENGTH	TEAM	ADJ.	CONF.	ADJ CONF.
Average RPI Loss:	61	RECORD	PCT. RANK	GAMES	SCHEDULE	OF SCHEDULE	RPI	RPI	RPI	RPI
DIV. I ONLY	11- 4	65	5- 3	294	128	123	123	21	21	
DIV. I NON-CONF.	8- 3	67	4- 2	292	79	116	116	22	22	
TOTALS	RPI 1-25	RPI 26-50	W-L RECORDS	RPI 51-100	RPI 101-150	RPI 150+				
11- 4	0- 1	0- 1	OVERALL	0- 2	0- 0	11- 0				
4- 2	0- 1	0- 0	HOME	0- 1	0- 0	4- 0				
7- 2	0- 0	0- 1	AWAY	0- 1	0- 0	7- 0				
0- 0	0- 0	0- 0	NEUTRAL	0- 0	0- 0	0- 0				
8- 3	0- 1	0- 1	NON-CONFERENCE	0- 1	0- 0	8- 0				
3- 1	0- 1	0- 0	HOME	0- 0	0- 0	3- 0				
5- 2	0- 0	0- 1	AWAY	0- 1	0- 0	5- 0				
0- 0	0- 0	0- 0	NEUTRAL	0- 0	0- 0	0- 0				
3- 1	0- 0	0- 0	CONFERENCE	0- 1	0- 0	3- 0				
1- 1	0- 0	0- 0	HOME	0- 1	0- 0	1- 0				
2- 0	0- 0	0- 0	AWAY	0- 0	0- 0	2- 0				
0- 0	0- 0	0- 0	NEUTRAL	0- 0	0- 0	0- 0				

RPI S	Opponent	Score	RPI S	Opponent	Score	RPI S	Opponent	Score	RPI S	Opponent	Score	Team's RPI: 123
6	H Florida St.	40 83	49	A Georgia Tech	50 70	90	A Georgia	64 72	158	A Houston	64 60	
						100	H Chattanooga	56 74	182	A Illinois	51 33	
									212	H Campbell	76 60	
									216	H ETSU	72 55	
									269	A UNCG	77 64	
									275	A Davidson	67 60	
									296	A Western Caro.	59 57	
									306	A Ga. Southern	77 56	
									318	H Fla. Atlantic	74 57	
									322	H Kennesaw St.	61 46	
									324	A Winthrop	71 48	
LAST 12 Division I GAMES:												
216	H ETSU	72 55	296	A Western Caro.	59 57							
275	A Davidson	67 60	269	A UNCG	77 64							
6	H Florida St.	40 83	100	H Chattanooga	56 74							
324	A Winthrop	71 48	306	A Ga. Southern	77 56							
49	A Georgia Tech	50 70	158	A Houston	64 60							
322	H Kennesaw St.	61 46	182	A Illinois	51 33							

Non-Div I Games: West Ga. 67 36 Paine 93 50 Emmanuel (GA) 84 70

Mercer

Loss, Non-Conf, S Site, H Home A Away N Neutral

Average RPI Win: 135		WON-LOST	WINNING	LAST 10	STRENGTH OF	OPP. STRENGTH	TEAM	ADJ.	CONF.	ADJ CONF.
Average RPI Loss: 10		RECORD	PCT. RANK	GAMES	SCHEDULE	OF SCHEDULE	RPI	RPI	RPI	RPI
DIV. I ONLY		14- 4	31	7- 3	30	5	16	16	2	2
DIV. I NON-CONF.		11- 1	14	6- 0	158	18	19	19	3	3
TOTALS		RPI 1-25	RPI 26-50		W-L RECORDS		RPI 51-100	RPI 101-150	RPI 150+	
14- 4		1- 4	3- 0		OVERALL		2- 0	3- 0	5- 0	
8- 2		1- 2	1- 0		HOME		1- 0	2- 0	3- 0	
5- 2		0- 2	2- 0		AWAY		1- 0	1- 0	1- 0	
1- 0		0- 0	0- 0		NEUTRAL		0- 0	0- 0	1- 0	
11- 1		0- 1	2- 0		NON-CONFERENCE		2- 0	2- 0	5- 0	
7- 0		0- 0	1- 0		HOME		1- 0	2- 0	3- 0	
3- 1		0- 1	1- 0		AWAY		1- 0	0- 0	1- 0	
1- 0		0- 0	0- 0		NEUTRAL		0- 0	0- 0	1- 0	
3- 3		1- 3	1- 0		CONFERENCE		0- 0	1- 0	0- 0	
1- 2		1- 2	0- 0		HOME		0- 0	0- 0	0- 0	
2- 1		0- 1	1- 0		AWAY		0- 0	1- 0	0- 0	
0- 0		0- 0	0- 0		NEUTRAL		0- 0	0- 0	0- 0	

RPI S	Opponent	Score	RPI S	Opponent	Score	RPI S	Opponent	Score	RPI S	Opponent	Score
2	H Notre Dame	55 67	28	H Texas Tech	74 56	59	H Charlotte	80 46	120	H Maine	76 51
6	H Florida St.	66 81	30	A Ohio St.	94 89	68	A St. John's (NY)	62 50	127	A Pittsburgh	82 50
13	A Louisville	59 63	36	A North Carolina St.	67 64				134	H Old Dominion	66 56
17	A Kentucky	66 82							171	N Albany (NY)	77 53
25	H Virginia Tech	82 75							256	H Grambling	89 61
									260	A FIU	69 49
									287	H Loyola Chicago	81 43
									288	H Coppin St.	75 35
LAST 12 Division I GAMES:											
36	A North Carolina St.	67 64	13	A Louisville	59 63						
127	A Pittsburgh	82 50	25	H Virginia Tech	82 75						
6	H Florida St.	66 81	2	H Notre Dame	55 67						
120	H Maine	76 51	287	H Loyola Chicago	81 43						
288	H Coppin St.	75 35	134	H Old Dominion	66 56						
260	A FIU	69 49	30	A Ohio St.	94 89						

Non-Div I Games:

Miami (FL)

■ Loss,
 ■ Non-Conf, S Site,
 ■ Home
 ■ Away
 N Neutral

Average RPI Win:	287	WON-LOST	WINNING	LAST 10	STRENGTH OF	OPP. STRENGTH	TEAM	ADJ.	CONF.	ADJ CONF.
Average RPI Loss:	139	RECORD	PCT. RANK	GAMES	SCHEDULE	OF SCHEDULE	RPI	RPI	RPI	RPI
DIV. I ONLY	5- 11	257	3- 5	105	324	223	223	10	10	
DIV. I NON-CONF.	4- 7	224	2- 3	194	335	233	233	11	11	
TOTALS	RPI 1-25	RPI 26-50	W-L RECORDS	RPI 51-100	RPI 101-150	RPI 150+				
5- 11	0- 0	0- 0	OVERALL	0- 3	0- 2	5- 6				
1- 5	0- 0	0- 0	HOME	0- 2	0- 0	1- 3				
2- 4	0- 0	0- 0	AWAY	0- 1	0- 1	2- 2				
2- 2	0- 0	0- 0	NEUTRAL	0- 0	0- 1	2- 1				
4- 7	0- 0	0- 0	NON-CONFERENCE	0- 1	0- 1	4- 5				
0- 3	0- 0	0- 0	HOME	0- 1	0- 0	0- 2				
2- 2	0- 0	0- 0	AWAY	0- 0	0- 0	2- 2				
2- 2	0- 0	0- 0	NEUTRAL	0- 0	0- 1	2- 1				
1- 4	0- 0	0- 0	CONFERENCE	0- 2	0- 1	1- 1				
1- 2	0- 0	0- 0	HOME	0- 1	0- 0	1- 1				
0- 2	0- 0	0- 0	AWAY	0- 1	0- 1	0- 0				
0- 0	0- 0	0- 0	NEUTRAL	0- 0	0- 0	0- 0				

RPI S	Opponent	Score	RPI S	Opponent	Score	RPI S	Opponent	Score	RPI S	Opponent	Score	Team's RPI: 223
						63 A	Buffalo	45 71	109 A	Toledo	50 64	
						63 H	Buffalo	51 68	145 N	Providence	59 75	
						89 H	IUPUI	53 65	154 H	Western Mich.	60 85	
									159 A	Wright St.	57 65	
									161 H	Cincinnati	43 49	
									164 H	Indiana St.	54 62	
									191 N	La Salle	70 79	
									226 A	Morehead St.	43 77	
									264 A	Northern Ky.	60 50	
									272 A	Austin Peay	73 58	
									273 H	Eastern Mich.	72 61	
									305 N	Eastern Ky.	65 54	
									323 N	Fort Wayne	69 47	
LAST 12 Division I GAMES:												
154 H	Western Mich.	60 85	63 H	Buffalo	51 68							
63 A	Buffalo	45 71	273 H	Eastern Mich.	72 61							
159 A	Wright St.	57 65	109 A	Toledo	50 64							
305 N	Eastern Ky.	65 54	164 H	Indiana St.	54 62							
323 N	Fort Wayne	69 47	145 N	Providence	59 75							
89 H	IUPUI	53 65	191 N	La Salle	70 79							

Non-Div I Games: Cedarville 70 57 Northwood 64 49

Miami (OH)

Loss, Non-Conf, S Site, H Home A Away N Neutral

Average RPI Win: 168		WON-LOST	WINNING	LAST 10	STRENGTH OF	OPP. STRENGTH	TEAM	ADJ.	CONF.	ADJ CONF.
Average RPI Loss: 46		RECORD	PCT. RANK	GAMES	SCHEDULE	OF SCHEDULE	RPI	RPI	RPI	RPI
DIV. I ONLY		15- 4	27	8- 2	78	72	32	32	6	6
DIV. I NON-CONF.		11- 3	53	5- 2	78	145	40	40	6	6
TOTALS		RPI 1-25	RPI 26-50		W-L RECORDS		RPI 51-100	RPI 101-150	RPI 150+	
15- 4	0- 2	2- 1		OVERALL		2- 0	1- 1	10- 0		
10- 0	0- 0	1- 0		HOME		2- 0	0- 0	7- 0		
3- 3	0- 1	1- 1		AWAY		0- 0	0- 1	2- 0		
2- 1	0- 1	0- 0		NEUTRAL		0- 0	1- 0	1- 0		
11- 3	0- 2	1- 0		NON-CONFERENCE		1- 0	1- 1	8- 0		
7- 0	0- 0	0- 0		HOME		1- 0	0- 0	6- 0		
2- 2	0- 1	1- 0		AWAY		0- 0	0- 1	1- 0		
2- 1	0- 1	0- 0		NEUTRAL		0- 0	1- 0	1- 0		
4- 1	0- 0	1- 1		CONFERENCE		1- 0	0- 0	2- 0		
3- 0	0- 0	1- 0		HOME		1- 0	0- 0	1- 0		
1- 1	0- 0	0- 1		AWAY		0- 0	0- 0	1- 0		
0- 0	0- 0	0- 0		NEUTRAL		0- 0	0- 0	0- 0		

RPI 1-25				RPI 26-50				Team's RPI: 32	RPI 51-100				RPI 101+			
RPI	S	Opponent	Score	RPI	S	Opponent	Score		RPI	S	Opponent	Score	RPI	S	Opponent	Score
6	N	Florida St.	62 76	30	A	Ohio St.	87 96		65	H	Indiana	78 74	104	N	Gonzaga	78 66
10	A	UCLA	64 84	46	H	Minnesota	84 69		87	H	Ohio	69 46	137	A	Xavier	58 61
				49	A	Georgia Tech	92 52						154	H	Western Mich.	66 40
													168	H	Rutgers	63 50
													170	H	Niagara	107 35
													185	H	Oakland	101 63
													197	A	Wisconsin	73 56
													201	H	American	82 33
													233	A	San Diego St.	92 57
													245	H	Howard	109 41
													291	H	Vermont	78 56
													324	N	Winthrop	76 39
LAST 12 Division I GAMES:																
197	A	Wisconsin	73 56	46	H	Minnesota	84 69		65	H	Indiana	78 74				
168	H	Rutgers	63 50	30	A	Ohio St.	87 96		87	H	Ohio	69 46				
201	H	American	82 33	233	A	San Diego St.	92 57		137	A	Xavier	58 61				
291	H	Vermont	78 56	49	A	Georgia Tech	92 52									
87	H	Ohio	69 46													
10	A	UCLA	64 84													

Non-Div I Games:

Michigan

■ Loss,
 ■ Non-Conf, S Site,
 ■ Home
 ■ Away
 N Neutral

Average RPI Win:	158	WON-LOST	WINNING	LAST 10	STRENGTH OF	OPP. STRENGTH	TEAM	ADJ.	CONF.	ADJ CONF.
Average RPI Loss:	74	RECORD	PCT. RANK	GAMES	SCHEDULE	OF SCHEDULE	RPI	RPI	RPI	RPI
DIV. I ONLY	13- 5	67	7- 3	79	34	40	40	6	6	
DIV. I NON-CONF.	10- 3	54	5- 2	52	63	27	27	6	6	
TOTALS	RPI 1-25	RPI 26-50	W-L RECORDS	RPI 51-100	RPI 101-150	RPI 150+				
13- 5	0- 1	2- 2	OVERALL	1- 0	1- 1	9- 1				
8- 1	0- 1	1- 0	HOME	1- 0	0- 0	6- 0				
4- 4	0- 0	1- 2	AWAY	0- 0	0- 1	3- 1				
1- 0	0- 0	0- 0	NEUTRAL	0- 0	1- 0	0- 0				
10- 3	0- 1	1- 2	NON-CONFERENCE	1- 0	1- 0	7- 0				
5- 1	0- 1	0- 0	HOME	1- 0	0- 0	4- 0				
4- 2	0- 0	1- 2	AWAY	0- 0	0- 0	3- 0				
1- 0	0- 0	0- 0	NEUTRAL	0- 0	1- 0	0- 0				
3- 2	0- 0	1- 0	CONFERENCE	0- 0	0- 1	2- 1				
3- 0	0- 0	1- 0	HOME	0- 0	0- 0	2- 0				
0- 2	0- 0	0- 0	AWAY	0- 0	0- 1	0- 1				
0- 0	0- 0	0- 0	NEUTRAL	0- 0	0- 0	0- 0				

RPI 1-25				RPI 26-50				Team's RPI: 40				RPI 51-100				RPI 101+			
RPI	S	Opponent	Score	RPI	S	Opponent	Score	RPI	S	Opponent	Score	RPI	S	Opponent	Score	RPI	S	Opponent	Score
2	H	Notre Dame	61 79	30	H	Ohio St.	94 75	94	H	Wyoming	63 51	107	A	Purdue	54 66				
				44	A	Syracuse	64 75					135	N	Delaware	81 64				
				47	A	Oregon	55 88					151	H	Nebraska	93 73				
				48	A	Quinnipiac	71 54					154	A	Western Mich.	68 64				
												155	H	Northeastern	78 44				
												168	A	Rutgers	58 62				
												178	H	Southern U.	70 55				
												182	H	Illinois	71 47				
												185	H	Oakland	81 74				
												196	A	CSUN	63 59				
												271	A	Rhode Island	85 48				
												275	H	Davidson	70 34				
LAST 12 Division I GAMES:																			
107	A	Purdue	54 66	168	A	Rutgers	58 62												
182	H	Illinois	71 47	30	H	Ohio St.	94 75												
2	H	Notre Dame	61 79	151	H	Nebraska	93 73												
155	H	Northeastern	78 44	185	H	Oakland	81 74												
271	A	Rhode Island	85 48	44	A	Syracuse	64 75												
48	A	Quinnipiac	71 54	196	A	CSUN	63 59												

Non-Div I Games:

Michigan St.

Average RPI Win:	182	WON-LOST	WINNING	LAST 10	STRENGTH OF	OPP. STRENGTH	TEAM	ADJ.	CONF.	ADJ CONF.
Average RPI Loss:	53	RECORD	PCT. RANK	GAMES	SCHEDULE	OF SCHEDULE	RPI	RPI	RPI	RPI
DIV. I ONLY	9- 7	140	7- 3	28	103	71	71	15	15	
DIV. I NON-CONF.	5- 6	186	4- 3	14	35	93	93	16	16	
TOTALS	RPI 1-25	RPI 26-50	W-L RECORDS	RPI 51-100	RPI 101-150	RPI 150+				
9- 7	0- 3	1- 1	OVERALL	1- 3	1- 0	6- 0				
5- 4	0- 2	1- 1	HOME	1- 1	0- 0	3- 0				
4- 3	0- 1	0- 0	AWAY	0- 2	1- 0	3- 0				
0- 0	0- 0	0- 0	NEUTRAL	0- 0	0- 0	0- 0				
5- 6	0- 3	1- 1	NON-CONFERENCE	1- 2	1- 0	2- 0				
3- 4	0- 2	1- 1	HOME	1- 1	0- 0	1- 0				
2- 2	0- 1	0- 0	AWAY	0- 1	1- 0	1- 0				
0- 0	0- 0	0- 0	NEUTRAL	0- 0	0- 0	0- 0				
4- 1	0- 0	0- 0	CONFERENCE	0- 1	0- 0	4- 0				
2- 0	0- 0	0- 0	HOME	0- 0	0- 0	2- 0				
2- 1	0- 0	0- 0	AWAY	0- 1	0- 0	2- 0				
0- 0	0- 0	0- 0	NEUTRAL	0- 0	0- 0	0- 0				

RPI 1-25				RPI 26-50				RPI 51-100 Team's RPI: 71				RPI 101+			
RPI	S	Opponent	Score	RPI	S	Opponent	Score	RPI	S	Opponent	Score	RPI	S	Opponent	Score
13	H	Louisville	72 91	34	H	Tulane	62 59	84	A	Virginia	51 63	149	A	Missouri St.	71 52
17	A	Kentucky	48 61	49	H	Georgia Tech	60 61	87	H	Ohio	52 73	163	H	Rice	71 61
24	H	Arizona St.	48 69					91	H	Central Mich.	79 69	169	A	UAB	64 61
								96	A	Western Ky.	51 66	229	A	Marshall	72 63
												239	H	North Texas	60 52
												272	H	Austin Peay	82 51
												293	A	Tennessee Tech	73 62
LAST 12 Division I GAMES:															
163	H	Rice	71 61	96	A	Western Ky.	51 66	229	A	Marshall	72 63				
169	A	UAB	64 61	239	H	North Texas	60 52	24	H	Arizona St.	48 69				
91	H	Central Mich.	79 69	49	H	Georgia Tech	60 61	17	A	Kentucky	48 61				
49	H	Georgia Tech	60 61	149	A	Missouri St.	71 52	34	H	Tulane	62 59				
272	H	Austin Peay	82 51												

Non-Div I Games:

Middle Tenn.

■ Loss,
 ■ Non-Conf, S Site,
 ■ Home
 ■ Away
 N Neutral

Average RPI Win:	266	WON-LOST	WINNING	LAST 10	STRENGTH OF	OPP. STRENGTH	TEAM	ADJ.	CONF.	ADJ CONF.
Average RPI Loss:	102	RECORD	PCT. RANK	GAMES	SCHEDULE	OF SCHEDULE	RPI	RPI	RPI	RPI
DIV. I ONLY	12- 5	75	1- 0	322	183	184	184	22	22	
DIV. I NON-CONF.	8- 3	67	1- 0	319	144	148	148	21	21	
TOTALS	RPI 1-25	RPI 26-50	W-L RECORDS	RPI 51-100	RPI 101-150	RPI 150+				
12- 5	0- 0	0- 2	OVERALL	0- 1	1- 0	11- 2				
6- 3	0- 0	0- 1	HOME	0- 0	1- 0	5- 2				
5- 2	0- 0	0- 1	AWAY	0- 1	0- 0	5- 0				
1- 0	0- 0	0- 0	NEUTRAL	0- 0	0- 0	1- 0				
8- 3	0- 0	0- 2	NON-CONFERENCE	0- 1	1- 0	7- 0				
4- 1	0- 0	0- 1	HOME	0- 0	1- 0	3- 0				
3- 2	0- 0	0- 1	AWAY	0- 1	0- 0	3- 0				
1- 0	0- 0	0- 0	NEUTRAL	0- 0	0- 0	1- 0				
4- 2	0- 0	0- 0	CONFERENCE	0- 0	0- 0	4- 2				
2- 2	0- 0	0- 0	HOME	0- 0	0- 0	2- 2				
2- 0	0- 0	0- 0	AWAY	0- 0	0- 0	2- 0				
0- 0	0- 0	0- 0	NEUTRAL	0- 0	0- 0	0- 0				

RPI S	Opponent	Score	RPI S	Opponent	Score	RPI S	Opponent	Score	RPI S	Opponent	Score	Team's RPI: 184
37	A Marquette	74 85	50	H Northwestern	63 65	81	A Northern Ill.	104 114	116	H Western Ill.	76 68	
									159	H Wright St.	51 69	
									185	H Oakland	73 75	
									189	H Detroit	81 69	
									197	H Wisconsin	80 63	
									264	H Northern Ky.	72 44	
									267	H North Dakota St.	79 74	
									287	A Loyola Chicago	73 46	
									291	A Vermont	68 44	
									299	A Illinois St.	68 60	
									308	A Ill.-Chicago	88 65	
									316	A Valparaiso	85 74	
									327	H Chicago St.	71 49	
									334	N LIU Brooklyn	88 50	
LAST 12 Division I GAMES:												
316	A Valparaiso	85 74	291	A Vermont	68 44							
308	A Ill.-Chicago	88 65	189	H Detroit	81 69							
264	H Northern Ky.	72 44	185	H Oakland	73 75							
159	H Wright St.	51 69	50	H Northwestern	63 65							
37	A Marquette	74 85	299	A Illinois St.	68 60							
327	H Chicago St.	71 49	267	H North Dakota St.	79 74							

Non-Div I Games:

Milwaukee

■ Loss,
 ■ Non-Conf, S Site,
 ■ Home
 ■ Away
 N Neutral

through games of Jan. 15, 1917.

Average RPI Win:	139	WON-LOST	WINNING	LAST 10	STRENGTH OF	OPP. STRENGTH	TEAM	ADJ.	CONF.	ADJ CONF.
Average RPI Loss:	39	RECORD	PCT. RANK	GAMES	SCHEDULE	OF SCHEDULE	RPI	RPI	RPI	RPI
DIV. I ONLY	10- 8	143	5- 5	6	48	46	46	6	6	
DIV. I NON-CONF.	9- 4	85	5- 2	6	48	20	20	6	6	
TOTALS	RPI 1-25	RPI 26-50	W-L RECORDS	RPI 51-100	RPI 101-150	RPI 150+				
10- 8	0- 2	2- 3	OVERALL	1- 3	2- 0	5- 0				
8- 2	0- 1	2- 1	HOME	1- 0	1- 0	4- 0				
2- 4	0- 1	0- 2	AWAY	0- 1	1- 0	1- 0				
0- 2	0- 0	0- 0	NEUTRAL	0- 2	0- 0	0- 0				
9- 4	0- 2	2- 0	NON-CONFERENCE	1- 2	2- 0	4- 0				
7- 1	0- 1	2- 0	HOME	1- 0	1- 0	3- 0				
2- 1	0- 1	0- 0	AWAY	0- 0	1- 0	1- 0				
0- 2	0- 0	0- 0	NEUTRAL	0- 2	0- 0	0- 0				
1- 4	0- 0	0- 3	CONFERENCE	0- 1	0- 0	1- 0				
1- 1	0- 0	0- 1	HOME	0- 0	0- 0	1- 0				
0- 3	0- 0	0- 2	AWAY	0- 1	0- 0	0- 0				
0- 0	0- 0	0- 0	NEUTRAL	0- 0	0- 0	0- 0				

RPI	S	Opponent	Score	RPI	S	Opponent	Score	Team's RPI: 46	RPI	S	Opponent	Score	RPI	S	Opponent	Score
3	A	South Carolina	58 98	26	H	Maryland	72 83		62	N	North Carolina	77 91	144	H	Kent St.	92 62
6	H	Florida St.	61 75	30	A	Ohio St.	62 87		65	A	Indiana	62 78	147	A	VCU	79 69
				31	H	Harvard	103 87		90	N	Georgia	58 70	174	A	New Mexico	69 65
				32	A	Michigan	69 84		98	H	Belmont	75 74	176	H	Army West Point	70 52
				45	H	Georgetown	68 60						186	H	Seton Hall	90 57
													189	H	Detroit	111 91
													197	H	Wisconsin	88 60
LAST 12 Division I GAMES:																
				26	H	Maryland	72 83		32	A	Michigan	69 84				
				30	A	Ohio St.	62 87		197	H	Wisconsin	88 60				
				144	H	Kent St.	92 62		65	A	Indiana	62 78				
				98	H	Belmont	75 74		174	A	New Mexico	69 65				
				3	A	South Carolina	58 98		189	H	Detroit	111 91				
				176	H	Army West Point	70 52		6	H	Florida St.	61 75				

Non-Div I Games:

Minnesota

■ Loss,
■ Non-Conf, S Site,
■ Home
■ Away
N Neutral

Average RPI Win:	108	WON-LOST	WINNING	LAST 10	STRENGTH OF	OPP. STRENGTH	TEAM	ADJ.	CONF.	ADJ CONF.
Average RPI Loss:	0	RECORD	PCT. RANK	GAMES	SCHEDULE	OF SCHEDULE	RPI	RPI	RPI	RPI
DIV. I ONLY	18- 0	1	10- 0	49	7	4	4	3	3	
DIV. I NON-CONF.	14- 0	1	8- 0	85	19	4	4	2	2	
TOTALS	RPI 1-25		RPI 26-50	W-L RECORDS	RPI 51-100	RPI 101-150	RPI 150+			
18- 0	3- 0		2- 0	OVERALL	6- 0	3- 0	4- 0			
5- 0	2- 0		0- 0	HOME	1- 0	0- 0	2- 0			
8- 0	1- 0		0- 0	AWAY	3- 0	3- 0	1- 0			
5- 0	0- 0		2- 0	NEUTRAL	2- 0	0- 0	1- 0			
14- 0	1- 0		2- 0	NON-CONFERENCE	4- 0	3- 0	4- 0			
3- 0	1- 0		0- 0	HOME	0- 0	0- 0	2- 0			
6- 0	0- 0		0- 0	AWAY	2- 0	3- 0	1- 0			
5- 0	0- 0		2- 0	NEUTRAL	2- 0	0- 0	1- 0			
4- 0	2- 0		0- 0	CONFERENCE	2- 0	0- 0	0- 0			
2- 0	1- 0		0- 0	HOME	1- 0	0- 0	0- 0			
2- 0	1- 0		0- 0	AWAY	1- 0	0- 0	0- 0			
0- 0	0- 0		0- 0	NEUTRAL	0- 0	0- 0	0- 0			

RPI 1-25				RPI 26-50				RPI 51-100				RPI 101+			
RPI	S	Opponent	Score	RPI	S	Opponent	Score	RPI	S	Opponent	Score	RPI	S	Opponent	Score
14	H	Texas	79 68	34	N	Tulane	66 49	58	A	Little Rock	58 44	114	A	Iowa St.	85 81
18	H	LSU	74 48	47	N	Oregon	75 63	70	H	Florida	82 49	120	A	Maine	87 43
19	A	Tennessee	74 64					78	A	Southern California	76 72	128	A	Southern Miss.	72 50
								82	N	SMU	91 42	221	H	Alabama St.	90 47
								86	N	Villanova	108 62	222	N	San Jose St.	88 51
								97	A	Arkansas	59 51	241	A	Hawaii	66 41
												301	H	Northwestern St.	106 30
LAST 12 Division I GAMES:															
18	H	LSU	74 48	70	H	Florida	82 49								
301	H	Northwestern St.	106 30	19	A	Tennessee	74 64								
221	H	Alabama St.	90 47	97	A	Arkansas	59 51								
78	A	Southern California	76 72	128	A	Southern Miss.	72 50								
82	N	SMU	91 42	114	A	Iowa St.	85 81								
58	A	Little Rock	58 44	241	A	Hawaii	66 41								

Non-Div I Games:

Mississippi St.

■ Loss,
 ■ Non-Conf, S Site,
 ■ Home
 ■ Away
 N Neutral

Average RPI Win:	326	WON-LOST	WINNING	LAST 10	STRENGTH OF	OPP. STRENGTH	TEAM	ADJ.	CONF.	ADJ CONF.
Average RPI Loss:	157	RECORD	PCT. RANK	GAMES	SCHEDULE	OF SCHEDULE	RPI	RPI	RPI	RPI
DIV. I ONLY	3- 10	300	2- 7	236	275	285	285	30	30	
DIV. I NON-CONF.	1- 8	314	1- 6	36	251	218	218	28	28	
TOTALS	RPI 1-25	RPI 26-50	W-L RECORDS	RPI 51-100	RPI 101-150	RPI 150+				
3- 10	0- 1	0- 0	OVERALL	0- 2	0- 2	3- 5				
1- 3	0- 0	0- 0	HOME	0- 1	0- 0	1- 2				
2- 7	0- 0	0- 0	AWAY	0- 0	0- 1	2- 0				
0- 0	0- 0	0- 0	NEUTRAL	0- 0	0- 0	0- 0				
1- 8	0- 1	0- 0	NON-CONFERENCE	0- 2	0- 2	1- 3				
0- 2	0- 0	0- 0	HOME	0- 1	0- 0	0- 1				
1- 6	0- 1	0- 0	AWAY	0- 1	0- 2	1- 2				
0- 0	0- 0	0- 0	NEUTRAL	0- 0	0- 0	0- 0				
2- 2	0- 0	0- 0	CONFERENCE	0- 0	0- 0	2- 2				
1- 1	0- 0	0- 0	HOME	0- 0	0- 0	1- 1				
1- 1	0- 0	0- 0	AWAY	0- 0	0- 0	1- 1				
0- 0	0- 0	0- 0	NEUTRAL	0- 0	0- 0	0- 0				

RPI	S	Opponent	Score	RPI	S	Opponent	Score	RPI	S	Opponent	Score	RPI	S	Opponent	Score	Team's RPI: 285
9	A	Baylor	36 101					85	H	Colorado	64 76	124	A	Alabama	44 93	
								99	A	Ole Miss	30 67	128	A	Southern Miss.	55 83	
												169	A	UAB	46 80	
												197	A	Wisconsin	61 103	
												221	H	Alabama St.	73 79	
												246	H	Murray St.	62 80	
												295	A	Alcorn	49 69	
												301	A	Northwestern St.	68 64	
												330	A	Ark.-Pine Bluff	73 63	
												348	H	Alabama A&M	60 58	
LAST 12 Division I GAMES:																
330	A	Ark.-Pine Bluff	73 63	295	A	Alcorn	49 69									
99	A	Ole Miss	30 67	221	H	Alabama St.	73 79									
246	H	Murray St.	62 80	348	H	Alabama A&M	60 58									
85	H	Colorado	64 76	169	A	UAB	46 80									
197	A	Wisconsin	61 103	301	A	Northwestern St.	68 64									
128	A	Southern Miss.	55 83	9	A	Baylor	36 101									

Non-Div I Games: Tougaloo 99 55 Blue Mountain 66 40

Mississippi Val.

Loss, Non-Conf, S Site, H Home A Away N Neutral

Average RPI Win:	155	WON-LOST	WINNING	LAST 10	STRENGTH OF	OPP. STRENGTH	TEAM	ADJ.	CONF.	ADJ CONF.
Average RPI Loss:	63	RECORD	PCT. RANK	GAMES	SCHEDULE	OF SCHEDULE	RPI	RPI	RPI	RPI
DIV. I ONLY	12- 7	115	6- 4	39	69	56	56	3	3	
DIV. I NON-CONF.	10- 4	80	5- 2	70	108	54	54	2	2	
TOTALS	RPI 1-25	RPI 26-50	W-L RECORDS	RPI 51-100	RPI 101-150	RPI 150+				
12- 7	0- 3	1- 1	OVERALL	1- 1	4- 2	6- 0				
9- 1	0- 0	0- 0	HOME	1- 0	3- 1	5- 0				
2- 5	0- 1	0- 0	AWAY	0- 0	1- 0	1- 0				
1- 1	0- 0	1- 1	NEUTRAL	0- 0	0- 0	0- 0				
10- 4	0- 1	1- 1	NON-CONFERENCE	0- 1	3- 1	6- 0				
8- 0	0- 0	0- 0	HOME	0- 0	3- 0	5- 0				
1- 3	0- 1	0- 0	AWAY	0- 1	0- 1	1- 0				
1- 1	0- 0	1- 1	NEUTRAL	0- 0	0- 0	0- 0				
2- 3	0- 2	0- 0	CONFERENCE	1- 0	1- 1	0- 0				
1- 1	0- 0	0- 0	HOME	1- 0	0- 1	0- 0				
1- 2	0- 2	0- 0	AWAY	0- 0	1- 0	0- 0				
0- 0	0- 0	0- 0	NEUTRAL	0- 0	0- 0	0- 0				

RPI 1-25				RPI 26-50				RPI 51-100				RPI 101+			
RPI	S	Opponent	Score	RPI	S	Opponent	Score	RPI	S	Opponent	Score	RPI	S	Opponent	Score
5	A	Washington	66 79	38	N	Creighton	72 63	89	A	IUPUI	45 73	115	A	Vanderbilt	74 68
17	A	Kentucky	62 64	49	N	Georgia Tech	70 72	90	H	Georgia	63 45	116	H	Western Ill.	71 68
18	A	LSU	71 80									124	H	Alabama	58 59
												136	H	Abilene Christian	52 46
												139	A	Saint Louis	61 72
												149	H	Missouri St.	73 49
												151	A	Nebraska	55 35
												164	H	Indiana St.	77 48
												165	H	UC Riverside	68 62
												208	H	Wichita St.	64 57
												262	H	SIUE	72 60
												270	H	UT Martin	80 69
LAST 12 Division I GAMES:															
17	A	Kentucky	62 64	115	A	Vanderbilt	74 68								
90	H	Georgia	63 45	18	A	LSU	71 80								
139	A	Saint Louis	61 72	124	H	Alabama	58 59								
165	H	UC Riverside	68 62	262	H	SIUE	72 60								
270	H	UT Martin	80 69	89	A	IUPUI	45 73								
208	H	Wichita St.	64 57	149	H	Missouri St.	73 49								

Non-Div I Games:

Missouri

Average RPI Win:	188	WON-LOST	WINNING	LAST 10	STRENGTH OF	OPP. STRENGTH	TEAM	ADJ.	CONF.	ADJ CONF.
Average RPI Loss:	80	RECORD	PCT. RANK	GAMES	SCHEDULE	OF SCHEDULE	RPI	RPI	RPI	RPI
DIV. I ONLY	6- 9	224	5- 5	96	43	149	149	16	16	
DIV. I NON-CONF.	3- 7	250	2- 4	102	10	187	187	14	14	
TOTALS	RPI 1-25	RPI 26-50	W-L RECORDS	RPI 51-100	RPI 101-150	RPI 150+				
6- 9	0- 0	0- 2	OVERALL	1- 5	1- 1	4- 1				
3- 4	0- 0	0- 1	HOME	1- 3	0- 0	2- 0				
3- 4	0- 0	0- 1	AWAY	0- 1	1- 1	2- 1				
0- 1	0- 0	0- 0	NEUTRAL	0- 1	0- 0	0- 0				
3- 7	0- 0	0- 1	NON-CONFERENCE	1- 4	1- 1	1- 1				
2- 2	0- 0	0- 0	HOME	1- 2	0- 0	1- 0				
1- 4	0- 0	0- 1	AWAY	0- 1	1- 1	0- 1				
0- 1	0- 0	0- 0	NEUTRAL	0- 1	0- 0	0- 0				
3- 2	0- 0	0- 1	CONFERENCE	0- 1	0- 0	3- 0				
1- 2	0- 0	0- 1	HOME	0- 1	0- 0	1- 0				
2- 0	0- 0	0- 0	AWAY	0- 0	0- 0	2- 0				
0- 0	0- 0	0- 0	NEUTRAL	0- 0	0- 0	0- 0				

RPI 1-25				RPI 26-50				RPI 51-100				RPI 101+				Team's RPI: 149	
RPI	S	Opponent	Score	RPI	S	Opponent	Score	RPI	S	Opponent	Score	RPI	S	Opponent	Score		
				35	H	Drake	64 90	53	H	UNI	54 61	105	A	Oral Roberts	56 78		
				50	A	Northwestern	52 75	56	A	Missouri	49 73	119	A	Kansas	87 64		
								58	H	Little Rock	47 58	204	A	Southern Ill.	78 60		
								71	H	Middle Tenn.	52 71	208	H	Wichita St.	73 62		
								78	N	Southern California	67 89	211	A	Memphis	60 69		
								97	H	Arkansas	64 62	239	H	North Texas	63 54		
												258	A	Evansville	77 41		
LAST 12 Division I GAMES:																	
				35	H	Drake	64 90	204	A	Southern Ill.	78 60						
				53	H	UNI	54 61	258	A	Evansville	77 41						
				71	H	Middle Tenn.	52 71	208	H	Wichita St.	73 62						
				239	H	North Texas	63 54	56	A	Missouri	49 73						
				97	H	Arkansas	64 62	58	H	Little Rock	47 58						
				105	A	Oral Roberts	56 78	78	N	Southern California	67 89						

Non-Div I Games: Alas. Anchorage 65 58

Missouri St.

RPI 1-25				RPI 26-50				RPI 51-100				RPI 101+ Team's RPI: 266			
RPI	S	Opponent	Score	RPI	S	Opponent	Score	RPI	S	Opponent	Score	RPI	S	Opponent	Score
												130	N	Hartford	72 75
												131	H	Clemson	47 60
												145	H	Providence	58 62
												170	A	Niagara	45 66
												180	A	Sacred Heart	65 54
												190	H	Fairfield	68 71
												224	A	Siena	76 85
												240	H	Marist	79 69
												253	A	Canisius	54 74
												253	H	Canisius	55 53
												273	A	Eastern Mich.	75 68
												278	A	Robert Morris	69 56
												279	A	St. Francis Brooklyn	78 87
												283	H	Saint Peter's	76 59
												311	A	Lehigh	73 62
												346	H	Fairleigh Dickinson	72 63
LAST 12 Division I GAMES:															
				190	H	Fairfield	68 71	253	H	Canisius	55 53				
				240	H	Marist	79 69	224	A	Siena	76 85				
				145	H	Providence	58 62	283	H	Saint Peter's	76 59				
				273	A	Eastern Mich.	75 68	253	A	Canisius	54 74				
				346	H	Fairleigh Dickinson	72 63	170	A	Niagara	45 66				
				180	A	Sacred Heart	65 54	311	A	Lehigh	73 62				

Non-Div I Games:

Montana

Through Games Of Jan. 15, 2017

Average RPI Win:	342	WON-LOST	WINNING	LAST 10	STRENGTH OF	OPP. STRENGTH	TEAM	ADJ.	CONF.	ADJ CONF.
Average RPI Loss:	168	RECORD	PCT. RANK	GAMES	SCHEDULE	OF SCHEDULE	RPI	RPI	RPI	RPI
DIV. I ONLY	1- 14	339	0- 9	180	326	331	331	17	17	
DIV. I NON-CONF.	1- 8	314	0- 5	198	339	335	335	18	18	
TOTALS	RPI 1-25	RPI 26-50	W-L RECORDS	RPI 51-100	RPI 101-150	RPI 150+				
1- 14	0- 0	0- 1	OVERALL	0- 2	0- 4	1- 7				
1- 5	0- 0	0- 0	HOME	0- 1	0- 3	1- 1				
0- 7	0- 0	0- 0	AWAY	0- 1	0- 1	0- 5				
0- 2	0- 0	0- 1	NEUTRAL	0- 0	0- 0	0- 1				
1- 8	0- 0	0- 1	NON-CONFERENCE	0- 2	0- 1	1- 4				
1- 3	0- 0	0- 0	HOME	0- 1	0- 1	1- 1				
0- 3	0- 0	0- 0	AWAY	0- 1	0- 0	0- 2				
0- 2	0- 0	0- 1	NEUTRAL	0- 0	0- 0	0- 1				
0- 6	0- 0	0- 0	CONFERENCE	0- 0	0- 3	0- 3				
0- 2	0- 0	0- 0	HOME	0- 0	0- 2	0- 0				
0- 4	0- 0	0- 0	AWAY	0- 0	0- 1	0- 3				
0- 0	0- 0	0- 0	NEUTRAL	0- 0	0- 0	0- 0				

RPI S	Opponent	Score	RPI S	Opponent	Score	RPI S	Opponent	Score	RPI S	Opponent	Score
			41 N	South Dakota St.	43 84	74 A	SFA	46 54	103 H	Colorado St.	49 63
						94 H	Wyoming	42 67	110 A	Northern Colo.	46 65
									117 H	Eastern Wash.	46 60
									132 H	Idaho	59 86
									157 A	North Dakota	63 73
									187 A	Idaho St.	43 61
									225 H	Utah St.	47 65
									238 N	Massachusetts	58 59
									254 A	Weber St.	58 74
									274 A	Seattle U	44 60
									342 H	Incarnate Word	61 56
									347 A	Cal St. Fullerton	56 72
LAST 12 Division I GAMES:											
132 H	Idaho	59 86	157 A	North Dakota	63 73						
254 A	Weber St.	58 74	110 A	Northern Colo.	46 65						
187 A	Idaho St.	43 61	117 H	Eastern Wash.	46 60						
103 H	Colorado St.	49 63	274 A	Seattle U	44 60						
94 H	Wyoming	42 67	347 A	Cal St. Fullerton	56 72						
74 A	SFA	46 54	225 H	Utah St.	47 65						

Non-Div I Games: Rocky Mountain 64 56 Great Falls 66 55

Montana

Loss, Non-Conf, S Site, H Home A Away N Neutral

Average RPI Win:	193	WON-LOST	WINNING	LAST 10	STRENGTH OF	OPP. STRENGTH	TEAM	ADJ.	CONF.	ADJ CONF.
Average RPI Loss:	132	RECORD	PCT. RANK	GAMES	SCHEDULE	OF SCHEDULE	RPI	RPI	RPI	RPI
DIV. I ONLY	9- 5	109	7- 2	163	184	79	79	17	17	
DIV. I NON-CONF.	5- 3	121	5- 0	232	124	101	101	18	18	
TOTALS	RPI 1-25	RPI 26-50	W-L RECORDS	RPI 51-100	RPI 101-150	RPI 150+				
9- 5	0- 0	0- 0	OVERALL	0- 2	3- 1	6- 2				
4- 0	0- 0	0- 0	HOME	0- 0	2- 0	2- 0				
4- 5	0- 0	0- 0	AWAY	0- 2	0- 1	4- 2				
1- 0	0- 0	0- 0	NEUTRAL	0- 0	1- 0	0- 0				
5- 3	0- 0	0- 0	NON-CONFERENCE	0- 2	1- 0	4- 1				
2- 0	0- 0	0- 0	HOME	0- 0	0- 0	2- 0				
2- 3	0- 0	0- 0	AWAY	0- 2	0- 0	2- 1				
1- 0	0- 0	0- 0	NEUTRAL	0- 0	1- 0	0- 0				
4- 2	0- 0	0- 0	CONFERENCE	0- 0	2- 1	2- 1				
2- 0	0- 0	0- 0	HOME	0- 0	2- 0	0- 0				
2- 2	0- 0	0- 0	AWAY	0- 0	0- 1	2- 1				
0- 0	0- 0	0- 0	NEUTRAL	0- 0	0- 0	0- 0				

RPI S	Opponent	Score	RPI S	Opponent	Score	RPI S	Opponent	Score	RPI S	Opponent	Score
						51	A Utah	64 74	110	A Northern Colo.	58 66
						88	A UC Davis	62 70	117	H Eastern Wash.	88 83
									121	N Santa Clara	77 50
									132	H Idaho	80 64
									157	A North Dakota	74 71
									172	A Pacific	72 66
									187	A Idaho St.	59 67
									225	A Utah St.	56 64
									251	A Portland	70 66
									254	A Weber St.	83 68
									263	H Cal Poly	71 52
									274	H Seattle U	75 56
LAST 12 Division I GAMES:											
117	H Eastern Wash.	88 83	110	A Northern Colo.	58 66						
187	A Idaho St.	59 67	157	A North Dakota	74 71						
254	A Weber St.	83 68	132	H Idaho	80 64						
263	H Cal Poly	71 52	121	N Santa Clara	77 50						
251	A Portland	70 66	172	A Pacific	72 66						
274	H Seattle U	75 56	88	A UC Davis	62 70						

Non-Div I Games: Carroll (MT) 75 44 Great Falls 75 42

Montana St.

Loss, Non-Conf, S Site, H Home A Away N Neutral

Average RPI Win:	283	WON-LOST	WINNING	LAST 10	STRENGTH OF	OPP. STRENGTH	TEAM	ADJ.	CONF.	ADJ CONF.
Average RPI Loss:	135	RECORD	PCT. RANK	GAMES	SCHEDULE	OF SCHEDULE	RPI	RPI	RPI	RPI
DIV. I ONLY	12- 5	75	8- 2	348	156	226	226	26	26	
DIV. I NON-CONF.	8- 3	67	5- 1	349	120	231	231	29	29	
TOTALS	RPI 1-25	RPI 26-50	W-L RECORDS	RPI 51-100	RPI 101-150	RPI 150+				
12- 5	0- 1	0- 0	OVERALL	0- 2	0- 0	12- 2				
7- 2	0- 0	0- 0	HOME	0- 1	0- 0	7- 1				
5- 3	0- 1	0- 0	AWAY	0- 1	0- 0	5- 1				
0- 0	0- 0	0- 0	NEUTRAL	0- 0	0- 0	0- 0				
8- 3	0- 1	0- 0	NON-CONFERENCE	0- 1	0- 0	8- 1				
5- 1	0- 0	0- 0	HOME	0- 0	0- 0	5- 1				
3- 2	0- 1	0- 0	AWAY	0- 1	0- 0	3- 0				
0- 0	0- 0	0- 0	NEUTRAL	0- 0	0- 0	0- 0				
4- 2	0- 0	0- 0	CONFERENCE	0- 1	0- 0	4- 1				
2- 1	0- 0	0- 0	HOME	0- 1	0- 0	2- 0				
2- 1	0- 0	0- 0	AWAY	0- 0	0- 0	2- 1				
0- 0	0- 0	0- 0	NEUTRAL	0- 0	0- 0	0- 0				

RPI 1-25				RPI 26-50				RPI 51-100				RPI 101+ Team's RPI: 226			
RPI	S	Opponent	Score	RPI	S	Opponent	Score	RPI	S	Opponent	Score	RPI	S	Opponent	Score
17	A	Kentucky	47 74					69	A	West Virginia	53 94	209	A	Tennessee St.	66 69
								98	H	Belmont	59 91	223	H	Miami (OH)	77 43
												249	A	North Florida	84 65
												253	H	Canisius	77 68
												262	H	SIUE	69 66
												270	A	UT Martin	89 68
												272	A	Austin Peay	81 71
												273	H	Eastern Mich.	78 73
												281	H	Georgia St.	50 68
												294	H	Lipscomb	73 53
												303	H	Eastern Ill.	66 62
												322	A	Kennesaw St.	71 50
												327	H	Chicago St.	63 55
												349	A	Florida A&M	53 48
LAST 12 Division I GAMES:															
303	H	Eastern Ill.	66 62	98	H	Belmont	59 91								
270	A	UT Martin	89 68	209	A	Tennessee St.	66 69								
272	A	Austin Peay	81 71	262	H	SIUE	69 66								
253	H	Canisius	77 68	349	A	Florida A&M	53 48								
322	A	Kennesaw St.	71 50	294	H	Lipscomb	73 53								
249	A	North Florida	84 65	69	A	West Virginia	53 94								

Non-Div I Games: Ky. Christian 100 52 Alice Lloyd 92 42

Morehead St.

Loss, Non-Conf, S Site, H Home A Away N Neutral

Average RPI Win:	290	WON-LOST	WINNING	LAST 10	STRENGTH OF	OPP. STRENGTH	TEAM	ADJ.	CONF.	ADJ CONF.
Average RPI Loss:	251	RECORD	PCT. RANK	GAMES	SCHEDULE	OF SCHEDULE	RPI	RPI	RPI	RPI
DIV. I ONLY	1- 14	339	1- 9	315	348	345	345	31	31	
DIV. I NON-CONF.	1- 11	330	1- 8	281	348	345	345	31	31	
TOTALS	RPI 1-25	RPI 26-50	W-L RECORDS	RPI 51-100	RPI 101-150	RPI 150+				
1- 14	0- 0	0- 0	OVERALL	0- 1	0- 1	1- 12				
0- 3	0- 0	0- 0	HOME	0- 0	0- 0	0- 3				
1- 8	0- 0	0- 0	AWAY	0- 1	0- 1	1- 6				
0- 3	0- 0	0- 0	NEUTRAL	0- 0	0- 0	0- 3				
1- 11	0- 0	0- 0	NON-CONFERENCE	0- 1	0- 1	1- 9				
0- 2	0- 0	0- 0	HOME	0- 0	0- 0	0- 2				
1- 6	0- 0	0- 0	AWAY	0- 1	0- 1	1- 4				
0- 3	0- 0	0- 0	NEUTRAL	0- 0	0- 0	0- 3				
0- 3	0- 0	0- 0	CONFERENCE	0- 0	0- 0	0- 3				
0- 1	0- 0	0- 0	HOME	0- 0	0- 0	0- 1				
0- 2	0- 0	0- 0	AWAY	0- 0	0- 0	0- 2				
0- 0	0- 0	0- 0	NEUTRAL	0- 0	0- 0	0- 0				

RPI S	Opponent	Score	RPI S	Opponent	Score	RPI S	Opponent	Score	RPI S	Opponent	Score	Team's RPI: 345
						72	A Dayton	42 61	139	A Saint Louis	43 71	
									203	H Brown	51 68	
									212	N Campbell	51 62	
									214	A Richmond	37 54	
									229	A Marshall	43 62	
									261	H Norfolk St.	47 56	
									278	H Robert Morris	44 58	
									284	A Bethune-Cookman	48 50	
									290	A UMBC	69 61	
									300	A UMKC	56 64	
									305	N Eastern Ky.	58 66	
									330	N Ark.-Pine Bluff	44 53	
									338	A Mt. St. Mary's	50 65	
									349	A Florida A&M	48 51	
LAST 12 Division I GAMES:												
203	H Brown	51 68	349	A Florida A&M	48 51							
214	A Richmond	37 54	284	A Bethune-Cookman	48 50							
330	N Ark.-Pine Bluff	44 53	261	H Norfolk St.	47 56							
212	N Campbell	51 62	72	A Dayton	42 61							
278	H Robert Morris	44 58	229	A Marshall	43 62							
290	A UMBC	69 61	300	A UMKC	56 64							

Non-Div I Games: Washington Adventis79 28

Morgan St.

■ Loss,
 ■ Non-Conf,
 ■ S Site,
 ■ H Home
 ■ A Away
 N Neutral

Average RPI Win: 326		WON-LOST	WINNING	LAST 10	STRENGTH OF	OPP. STRENGTH	TEAM	ADJ.	CONF.	ADJ CONF.
Average RPI Loss: 201		RECORD	PCT. RANK	GAMES	SCHEDULE	OF SCHEDULE	RPI	RPI	RPI	RPI
DIV. I ONLY		3- 13	311	1- 9	307	321	338	338	32	32
DIV. I NON-CONF.		2- 9	293	1- 6	217	305	322	322	32	32
TOTALS		RPI 1-25	RPI 26-50	W-L RECORDS	RPI 51-100	RPI 101-150	RPI 150+			
3- 13	0- 0		0- 1	OVERALL	0- 1	0- 2	3- 9			
3- 4	0- 0		0- 0	HOME	0- 0	0- 0	3- 4			
0- 9	0- 0		0- 1	AWAY	0- 1	0- 2	0- 5			
0- 0	0- 0		0- 0	NEUTRAL	0- 0	0- 0	0- 0			
2- 9	0- 0		0- 1	NON-CONFERENCE	0- 1	0- 2	2- 5			
2- 3	0- 0		0- 0	HOME	0- 0	0- 0	2- 3			
0- 6	0- 0		0- 1	AWAY	0- 1	0- 2	0- 2			
0- 0	0- 0		0- 0	NEUTRAL	0- 0	0- 0	0- 0			
1- 4	0- 0		0- 0	CONFERENCE	0- 0	0- 0	1- 4			
1- 1	0- 0		0- 0	HOME	0- 0	0- 0	1- 1			
0- 3	0- 0		0- 0	AWAY	0- 0	0- 0	0- 3			
0- 0	0- 0		0- 0	NEUTRAL	0- 0	0- 0	0- 0			

RPI 1-25				RPI 26-50				RPI 51-100				RPI 101+				Team's RPI: 338	
RPI	S	Opponent	Score	RPI	S	Opponent	Score	RPI	S	Opponent	Score	RPI	S	Opponent	Score		
				26	A	Maryland	42 106	69	A	West Virginia	45 77	101	A	William & Mary	46 68		
												127	A	Pittsburgh	54 89		
												190	H	Fairfield	57 70		
												193	H	UMES	52 63		
												231	H	Saint Francis (PA)	88 97		
												244	A	Loyola Maryland	53 58		
												245	A	Howard	62 95		
												268	A	Bryant	62 78		
												277	A	Central Conn. St.	58 68		
												288	H	Coppin St.	54 48		
												311	H	Lehigh	57 74		
												334	A	LIU Brooklyn	60 63		
												344	H	Wagner	66 47		
												345	H	Morgan St.	65 50		
LAST 12 Division I GAMES:																	
				344	H	Wagner	66 47	231	H	Saint Francis (PA)	88 97						
				334	A	LIU Brooklyn	60 63	277	A	Central Conn. St.	58 68						
				69	A	West Virginia	45 77	268	A	Bryant	62 78						
				101	A	William & Mary	46 68	244	A	Loyola Maryland	53 58						
				245	A	Howard	62 95	288	H	Coppin St.	54 48						
				193	H	UMES	52 63	311	H	Lehigh	57 74						

Non-Div I Games:

Mt. St. Mary's

■ Loss, ■ Non-Conf, S Site, H Home A Away N Neutral

Average RPI Win:	287	WON-LOST	WINNING	LAST 10	STRENGTH OF	OPP. STRENGTH	TEAM	ADJ.	CONF.	ADJ CONF.
Average RPI Loss:	199	RECORD	PCT. RANK	GAMES	SCHEDULE	OF SCHEDULE	RPI	RPI	RPI	RPI
DIV. I ONLY	10- 6	117	7- 2	344	298	246	246	26	26	
DIV. I NON-CONF.	6- 5	149	3- 3	344	296	279	279	29	29	
TOTALS	RPI 1-25	RPI 26-50	W-L RECORDS	RPI 51-100	RPI 101-150	RPI 150+				
10- 6	0- 0	0- 0	OVERALL	0- 1	0- 1	10- 4				
5- 1	0- 0	0- 0	HOME	0- 0	0- 0	5- 1				
4- 4	0- 0	0- 0	AWAY	0- 1	0- 0	4- 3				
1- 1	0- 0	0- 0	NEUTRAL	0- 0	0- 1	1- 0				
6- 5	0- 0	0- 0	NON-CONFERENCE	0- 1	0- 1	6- 3				
3- 1	0- 0	0- 0	HOME	0- 0	0- 0	3- 1				
2- 3	0- 0	0- 0	AWAY	0- 1	0- 0	2- 2				
1- 1	0- 0	0- 0	NEUTRAL	0- 0	0- 1	1- 0				
4- 1	0- 0	0- 0	CONFERENCE	0- 0	0- 0	4- 1				
2- 0	0- 0	0- 0	HOME	0- 0	0- 0	2- 0				
2- 1	0- 0	0- 0	AWAY	0- 0	0- 0	2- 1				
0- 0	0- 0	0- 0	NEUTRAL	0- 0	0- 0	0- 0				

RPI S	Opponent	Score	RPI S	Opponent	Score	RPI S	Opponent	Score	RPI S	Opponent	Score	Team's RPI: 246
						87 A	Ohio	70 79	136 N	Abilene Christian	57 81	
									204 A	Southern Ill.	63 70	
									209 H	Tennessee St.	80 72	
									216 A	ETSU	60 79	
									258 H	Evansville	77 82	
									262 A	SIUE	84 77	
									264 A	Northern Ky.	72 69	
									269 H	UNCG	81 70	
									285 A	Mississippi Val.	80 62	
									293 A	Tennessee Tech	54 72	
									294 H	Lipscomb	79 59	
									297 A	Jacksonville St.	71 64	
									303 H	Eastern Ill.	92 74	
									342 N	Incarinate Word	72 68	
									348 H	Alabama A&M	81 49	
LAST 12 Division I GAMES:												
297 A	Jacksonville St.	71 64	262 A	SIUE	84 77							
209 H	Tennessee St.	80 72	303 H	Eastern Ill.	92 74							
285 A	Mississippi Val.	80 62	293 A	Tennessee Tech	54 72							
136 N	Abilene Christian	57 81	258 H	Evansville	77 82							
342 N	Incarinate Word	72 68	216 A	ETSU	60 79							
264 A	Northern Ky.	72 69	87 A	Ohio	70 79							

Non-Div I Games: Eureka 101 59 MacMurray 93 37

Murray St.

Loss, Non-Conf, S Site, H Home A Away N Neutral

Average RPI Win:	230	WON-LOST	WINNING	LAST 10	STRENGTH OF	OPP. STRENGTH	TEAM	ADJ.	CONF.	ADJ CONF.
Average RPI Loss:	145	RECORD	PCT. RANK	GAMES	SCHEDULE	OF SCHEDULE	RPI	RPI	RPI	RPI
DIV. I ONLY	3- 12	307	2- 6	202	154	304	304	31	31	
DIV. I NON-CONF.	2- 9	293	1- 5	97	98	267	267	31	31	
TOTALS	RPI 1-25	RPI 26-50	W-L RECORDS	RPI 51-100	RPI 101-150	RPI 150+				
3- 12	0- 2	0- 0	OVERALL	1- 2	0- 3	2- 5				
3- 3	0- 2	0- 0	HOME	1- 0	0- 0	2- 1				
0- 5	0- 0	0- 0	AWAY	0- 0	0- 2	0- 3				
0- 4	0- 0	0- 0	NEUTRAL	0- 2	0- 1	0- 1				
2- 9	0- 2	0- 0	NON-CONFERENCE	1- 2	0- 2	1- 3				
2- 2	0- 2	0- 0	HOME	1- 0	0- 0	1- 0				
0- 3	0- 0	0- 0	AWAY	0- 0	0- 1	0- 2				
0- 4	0- 0	0- 0	NEUTRAL	0- 2	0- 1	0- 1				
1- 3	0- 0	0- 0	CONFERENCE	0- 0	0- 1	1- 2				
1- 1	0- 0	0- 0	HOME	0- 0	0- 0	1- 1				
0- 2	0- 0	0- 0	AWAY	0- 0	0- 1	0- 1				
0- 0	0- 0	0- 0	NEUTRAL	0- 0	0- 0	0- 0				

RPI	S	Opponent	Score	RPI	S	Opponent	Score	RPI	S	Opponent	Score	RPI	S	Opponent	Score	Team's RPI: 304
10	H	UCLA	42 83					69	N	West Virginia	64 80	108	A	FGCU	41 67	
21	H	Auburn	36 68					70	N	Florida	38 67	113	A	Hampton	57 64	
								87	H	Ohio	63 57	146	N	Ball St.	57 76	
												175	A	Appalachian St.	58 71	
												193	H	UMES	57 60	
												240	N	Marist	64 69	
												270	H	UT Martin	74 59	
												288	A	Coppin St.	57 65	
												306	A	Ga. Southern	50 65	
												332	H	Delaware St.	83 44	
LAST 12 Division I GAMES:																
113	A	Hampton	57 64	288	A	Coppin St.	57 65									
87	H	Ohio	63 57	193	H	UMES	57 60									
10	H	UCLA	42 83	332	H	Delaware St.	83 44									
108	A	FGCU	41 67	240	N	Marist	64 69									
70	N	Florida	38 67	146	N	Ball St.	57 76									
175	A	Appalachian St.	58 71	69	N	West Virginia	64 80									

Non-Div I Games: Francis Marion 72 65 Slippery Rock 70 59

N.C. A&T

Loss, Non-Conf, S Site, H Home A Away N Neutral

Average RPI Win:	263	WON-LOST	WINNING	LAST 10	STRENGTH OF	OPP. STRENGTH	TEAM	ADJ.	CONF.	ADJ CONF.
Average RPI Loss:	201	RECORD	PCT. RANK	GAMES	SCHEDULE	OF SCHEDULE	RPI	RPI	RPI	RPI
DIV. I ONLY	2- 11	318	2- 8	267	309	336	336	31	31	
DIV. I NON-CONF.	0- 10	335	0- 9	222	272	343	343	31	31	
TOTALS	RPI 1-25	RPI 26-50	W-L RECORDS	RPI 51-100	RPI 101-150	RPI 150+				
2- 11	0- 0	0- 1	OVERALL	0- 0	0- 2	2- 8				
2- 4	0- 0	0- 0	HOME	0- 0	0- 0	2- 4				
0- 7	0- 0	0- 1	AWAY	0- 0	0- 2	0- 4				
0- 0	0- 0	0- 0	NEUTRAL	0- 0	0- 0	0- 0				
0- 10	0- 0	0- 1	NON-CONFERENCE	0- 0	0- 2	0- 7				
0- 4	0- 0	0- 0	HOME	0- 0	0- 0	0- 4				
0- 6	0- 0	0- 1	AWAY	0- 0	0- 2	0- 3				
0- 0	0- 0	0- 0	NEUTRAL	0- 0	0- 0	0- 0				
2- 1	0- 0	0- 0	CONFERENCE	0- 0	0- 0	2- 1				
2- 0	0- 0	0- 0	HOME	0- 0	0- 0	2- 0				
0- 1	0- 0	0- 0	AWAY	0- 0	0- 0	0- 1				
0- 0	0- 0	0- 0	NEUTRAL	0- 0	0- 0	0- 0				

RPI 1-25			RPI 26-50			RPI 51-100			RPI 101+			Team's RPI: 336
RPI	S	Opponent	Score	RPI	S	Opponent	Score	RPI	S	Opponent	Score	
				36	A	North Carolina St.	33 83					
								107	A	Purdue	27 61	
								134	A	Old Dominion	52 83	
								193	H	UMES	68 59	
								206	H	Wofford	54 64	
								212	A	Campbell	30 61	
								234	H	Presbyterian	63 72	
								247	A	Furman	40 60	
								250	A	Coastal Caro.	50 66	
								252	H	USC Upstate	58 68	
								261	A	Norfolk St.	40 71	
								269	H	UNCG	51 64	
								332	H	Delaware St.	68 63	
LAST 12 Division I GAMES:												
252	H	USC Upstate	58 68	261	A	Norfolk St.	40 71					
247	A	Furman	40 60	332	H	Delaware St.	68 63					
234	H	Presbyterian	63 72	193	H	UMES	68 59					
269	H	UNCG	51 64	206	H	Wofford	54 64					
36	A	North Carolina St.	33 83	134	A	Old Dominion	52 83					
107	A	Purdue	27 61	212	A	Campbell	30 61					

Non-Div I Games: Johnson & Wales (NC75 38 Pfeiffer 47 50

N.C. Central

Average RPI Win:	305	WON-LOST	WINNING	LAST 10	STRENGTH OF	OPP. STRENGTH	TEAM	ADJ.	CONF.	ADJ CONF.
Average RPI Loss:	198	RECORD	PCT. RANK	GAMES	SCHEDULE	OF SCHEDULE	RPI	RPI	RPI	RPI
DIV. I ONLY	6- 9	224	4- 5	345	268	319	319	23	23	
DIV. I NON-CONF.	5- 8	218	4- 5	343	282	324	324	24	24	
TOTALS	RPI 1-25	RPI 26-50	W-L RECORDS	RPI 51-100	RPI 101-150	RPI 150+				
6- 9	0- 0	0- 1	OVERALL	0- 1	0- 1	6- 6				
3- 3	0- 0	0- 0	HOME	0- 0	0- 0	3- 3				
2- 6	0- 0	0- 1	AWAY	0- 1	0- 1	2- 3				
1- 0	0- 0	0- 0	NEUTRAL	0- 0	0- 0	1- 0				
5- 8	0- 0	0- 1	NON-CONFERENCE	0- 1	0- 1	5- 5				
2- 3	0- 0	0- 0	HOME	0- 0	0- 0	2- 3				
2- 5	0- 0	0- 1	AWAY	0- 1	0- 1	2- 2				
1- 0	0- 0	0- 0	NEUTRAL	0- 0	0- 0	1- 0				
1- 1	0- 0	0- 0	CONFERENCE	0- 0	0- 0	1- 1				
1- 0	0- 0	0- 0	HOME	0- 0	0- 0	1- 0				
0- 1	0- 0	0- 0	AWAY	0- 0	0- 0	0- 1				
0- 0	0- 0	0- 0	NEUTRAL	0- 0	0- 0	0- 0				

RPI 1-25				RPI 26-50				RPI 51-100				RPI 101+ Team's RPI: 319			
RPI	S	Opponent	Score	RPI	S	Opponent	Score	RPI	S	Opponent	Score	RPI	S	Opponent	Score
				31	A	Harvard	38 59	61	A	Bucknell	36 67	148	A	Saint Joseph's	36 75
												152	H	Columbia	51 65
												192	H	Binghamton	44 68
												245	H	Howard	70 55
												249	H	North Florida	64 62
												252	A	USC Upstate	58 75
												291	A	Vermont	42 64
												311	A	Lehigh	52 84
												327	A	Chicago St.	57 42
												332	A	Delaware St.	57 43
												334	N	LIU Brooklyn	50 48
												344	H	Wagner	68 45
												346	H	Fairleigh Dickinson	61 66
LAST 12 Division I GAMES:															
				327	A	Chicago St.	57 42	249	H	North Florida	64 62				
				245	H	Howard	70 55	252	A	USC Upstate	58 75				
				148	A	Saint Joseph's	36 75	152	H	Columbia	51 65				
				332	A	Delaware St.	57 43	311	A	Lehigh	52 84				
				192	H	Binghamton	44 68	334	N	LIU Brooklyn	50 48				
				31	A	Harvard	38 59	291	A	Vermont	42 64				

Non-Div I Games: St. Joseph's (Brkln87 53 Rutgers-Newark 83 52

NJIT

Loss, Non-Conf, S Site, H Home A Away N Neutral

Average RPI Win:	258	WON-LOST	WINNING	LAST 10	STRENGTH OF	OPP. STRENGTH	TEAM	ADJ.	CONF.	ADJ CONF.
Average RPI Loss:	73	RECORD	PCT. RANK	GAMES	SCHEDULE	OF SCHEDULE	RPI	RPI	RPI	RPI
DIV. I ONLY	11- 5	83	7- 2	260	177	118	118	25	25	
DIV. I NON-CONF.	6- 4	126	3- 2	207	129	120	120	25	25	
TOTALS	RPI 1-25	RPI 26-50	W-L RECORDS	RPI 51-100	RPI 101-150	RPI 150+				
11- 5	0- 1	0- 0	OVERALL	0- 3	1- 1	10- 0				
7- 0	0- 0	0- 0	HOME	0- 0	1- 0	6- 0				
4- 4	0- 1	0- 0	AWAY	0- 2	0- 1	4- 0				
0- 1	0- 0	0- 0	NEUTRAL	0- 1	0- 0	0- 0				
6- 4	0- 1	0- 0	NON-CONFERENCE	0- 2	1- 1	5- 0				
4- 0	0- 0	0- 0	HOME	0- 0	1- 0	3- 0				
2- 3	0- 1	0- 0	AWAY	0- 1	0- 1	2- 0				
0- 1	0- 0	0- 0	NEUTRAL	0- 1	0- 0	0- 0				
5- 1	0- 0	0- 0	CONFERENCE	0- 1	0- 0	5- 0				
3- 0	0- 0	0- 0	HOME	0- 0	0- 0	3- 0				
2- 1	0- 0	0- 0	AWAY	0- 1	0- 0	2- 0				
0- 0	0- 0	0- 0	NEUTRAL	0- 0	0- 0	0- 0				

RPI 1-25				RPI 26-50				RPI 51-100				RPI 101+ Team's RPI: 118			
RPI	S	Opponent	Score	RPI	S	Opponent	Score	RPI	S	Opponent	Score	RPI	S	Opponent	Score
19	A	Tennessee	55 85					61	A	Bucknell	64 67	122	A	George Mason	64 68
								66	A	Wake Forest	65 75	142	H	Hofstra	78 69
								97	N	Arkansas	67 70	173	H	Cleveland St.	88 63
												215	H	Iona	73 68
												244	H	Loyola Maryland	77 51
												257	A	Colgate	80 67
												265	A	Boston U.	62 59
												289	A	Nevada	79 62
												310	H	Lafayette	76 41
												312	H	Liberty	67 66
												314	A	Air Force	64 46
												315	H	Holy Cross	57 56
LAST 12 Division I GAMES:															
265	A	Boston U.	62 59	310	H	Lafayette	76 41								
315	H	Holy Cross	57 56	244	H	Loyola Maryland	77 51								
61	A	Bucknell	64 67	257	A	Colgate	80 67								
122	A	George Mason	64 68	314	A	Air Force	64 46								
312	H	Liberty	67 66	97	N	Arkansas	67 70								
173	H	Cleveland St.	88 63	289	A	Nevada	79 62								

Non-Div I Games: Goucher 93 40

Navy

Nebraska

Through Games Of Jan. 15, 2017

Average RPI Win:	181	WON-LOST	WINNING	LAST 10	STRENGTH OF	OPP. STRENGTH	TEAM	ADJ.	CONF.	ADJ CONF.
Average RPI Loss:	54	RECORD	PCT. RANK	GAMES	SCHEDULE	OF SCHEDULE	RPI	RPI	RPI	RPI
DIV. I ONLY	5- 13	277	2- 8	10	21	151	151	6	6	
DIV. I NON-CONF.	4- 8	230	1- 5	9	21	143	143	6	6	
TOTALS	RPI 1-25	RPI 26-50	W-L RECORDS	RPI 51-100	RPI 101-150	RPI 150+				
5- 13	0- 2	0- 6	OVERALL	0- 4	1- 0	4- 1				
5- 6	0- 1	0- 4	HOME	0- 1	1- 0	4- 0				
0- 5	0- 1	0- 2	AWAY	0- 1	0- 0	0- 1				
0- 2	0- 0	0- 0	NEUTRAL	0- 2	0- 0	0- 0				
4- 8	0- 2	0- 3	NON-CONFERENCE	0- 3	1- 0	3- 0				
4- 4	0- 1	0- 2	HOME	0- 1	1- 0	3- 0				
0- 2	0- 1	0- 1	AWAY	0- 0	0- 0	0- 0				
0- 2	0- 0	0- 0	NEUTRAL	0- 2	0- 0	0- 0				
1- 5	0- 0	0- 3	CONFERENCE	0- 1	0- 0	1- 1				
1- 2	0- 0	0- 2	HOME	0- 0	0- 0	1- 0				
0- 3	0- 0	0- 1	AWAY	0- 1	0- 0	0- 1				
0- 0	0- 0	0- 0	NEUTRAL	0- 0	0- 0	0- 0				

RPI 1-25				RPI 26-50				RPI 51-100				RPI 101+ Team's RPI: 151			
RPI	S	Opponent	Score	RPI	S	Opponent	Score	RPI	S	Opponent	Score	RPI	S	Opponent	Score
1	H	UConn	41 84	26	H	Maryland	49 93	56	H	Missouri	35 55	103	H	Colorado St.	62 59
25	A	Virginia Tech	67 76	35	H	Drake	70 84	60	N	Washington St.	65 79	162	H	Omaha	66 58
				38	A	Creighton	64 80	67	A	Iowa	72 75	168	H	Rutgers	62 58
				40	A	Michigan St.	73 93	84	N	Virginia	51 73	182	A	Illinois	59 79
				43	H	California	65 86					222	H	San Jose St.	83 61
				50	H	Northwestern	58 62					248	H	UTRGV	71 53
LAST 12 Division I GAMES:															
				26	H	Maryland	49 93	182	A	Illinois	59 79				
				67	A	Iowa	72 75	168	H	Rutgers	62 58				
				50	H	Northwestern	58 62	40	A	Michigan St.	73 93				
				1	H	UConn	41 84	35	H	Drake	70 84				
				38	A	Creighton	64 80	43	H	California	65 86				
				222	H	San Jose St.	83 61	25	A	Virginia Tech	67 76				

Non-Div I Games:

Nebraska

■ Loss,
 ■ Non-Conf, S Site,
 ■ Home
 ■ Away
 N Neutral

Nevada

Through Games Of Jan. 15, 2017

Average RPI Win: 256	WON-LOST	WINNING	LAST 10	STRENGTH OF	OPP. STRENGTH	TEAM	ADJ.	CONF.	ADJ CONF.
Average RPI Loss: 167	RECORD	PCT. RANK	GAMES	SCHEDULE	OF SCHEDULE	RPI	RPI	RPI	RPI
DIV. I ONLY	5- 10	250	1- 8	277	182	289	289	13	13
DIV. I NON-CONF.	5- 5	166	2- 4	295	197	257	257	15	15
TOTALS	RPI 1-25	RPI 26-50	W-L RECORDS	RPI 51-100	RPI 101-150	RPI 150+			
5- 10	0- 0	0- 0	OVERALL	0- 3	0- 2	5- 5			
3- 7	0- 0	0- 0	HOME	0- 3	0- 2	3- 2			
2- 3	0- 0	0- 0	AWAY	0- 0	0- 0	2- 3			
0- 0	0- 0	0- 0	NEUTRAL	0- 0	0- 0	0- 0			
5- 5	0- 0	0- 0	NON-CONFERENCE	0- 2	0- 1	5- 2			
3- 4	0- 0	0- 0	HOME	0- 2	0- 1	3- 1			
2- 1	0- 0	0- 0	AWAY	0- 0	0- 0	2- 1			
0- 0	0- 0	0- 0	NEUTRAL	0- 0	0- 0	0- 0			
0- 5	0- 0	0- 0	CONFERENCE	0- 1	0- 1	0- 3			
0- 3	0- 0	0- 0	HOME	0- 1	0- 1	0- 1			
0- 2	0- 0	0- 0	AWAY	0- 0	0- 0	0- 2			
0- 0	0- 0	0- 0	NEUTRAL	0- 0	0- 0	0- 0			

RPI 1-25				RPI 26-50				RPI 51-100				RPI 101+				Team's RPI: 289	
RPI	S	Opponent	Score	RPI	S	Opponent	Score	RPI	S	Opponent	Score	RPI	S	Opponent	Score		
								51	H	Utah	50	80	118	H	Navy	62	79
								76	H	Long Beach St.	93	97	150	H	Fresno St.	70	71
								94	H	Wyoming	59	72	174	H	New Mexico	63	69
													211	H	Memphis	75	67
													219	A	San Diego	54	70
													222	A	San Jose St.	84	107
													233	A	San Diego St.	78	83
													241	H	Hawaii	67	59
													251	H	Portland	72	59
													280	A	Sacramento St.	99	95
													297	A	Pepperdine	69	60
													328	H	UC Irvine	59	72
LAST 12 Division I GAMES:																	
150	H	Fresno St.	70	71	94	H	Wyoming	59	72								
222	A	San Jose St.	84	107	174	H	New Mexico	63	69								
241	H	Hawaii	67	59	233	A	San Diego St.	78	83								
219	A	San Diego	54	70	211	H	Memphis	75	67								
51	H	Utah	50	80	118	H	Navy	62	79								
328	H	UC Irvine	59	72	297	A	Pepperdine	69	60								

Non-Div I Games: Holy Names 70 42

Nevada

■ Loss,
 ■ Non-Conf,
 ■ S Site,
 ■ H Home
 ■ A Away
 N Neutral

New Hampshire

Through Games Of Jan. 15, 2017

Average RPI Win:	228	WON-LOST	WINNING	LAST 10	STRENGTH OF	OPP. STRENGTH	TEAM	ADJ.	CONF.	ADJ CONF.
Average RPI Loss:	89	RECORD	PCT. RANK	GAMES	SCHEDULE	OF SCHEDULE	RPI	RPI	RPI	RPI
DIV. I ONLY	12- 3	24	9- 1	271	187	102	102	20	20	
DIV. I NON-CONF.	9- 3	62	8- 1	284	206	126	126	20	20	
TOTALS	RPI 1-25	RPI 26-50	W-L RECORDS	RPI 51-100	RPI 101-150	RPI 150+				
12- 3	0- 1	0- 0	OVERALL	0- 0	0- 2	12- 0				
7- 1	0- 0	0- 0	HOME	0- 0	0- 1	7- 0				
5- 2	0- 1	0- 0	AWAY	0- 0	0- 1	5- 0				
0- 0	0- 0	0- 0	NEUTRAL	0- 0	0- 0	0- 0				
9- 3	0- 1	0- 0	NON-CONFERENCE	0- 0	0- 2	9- 0				
5- 1	0- 0	0- 0	HOME	0- 0	0- 1	5- 0				
4- 2	0- 1	0- 0	AWAY	0- 0	0- 1	4- 0				
0- 0	0- 0	0- 0	NEUTRAL	0- 0	0- 0	0- 0				
3- 0	0- 0	0- 0	CONFERENCE	0- 0	0- 0	3- 0				
2- 0	0- 0	0- 0	HOME	0- 0	0- 0	2- 0				
1- 0	0- 0	0- 0	AWAY	0- 0	0- 0	1- 0				
0- 0	0- 0	0- 0	NEUTRAL	0- 0	0- 0	0- 0				

RPI 1-25				RPI 26-50				RPI 51-100				RPI 101+ Team's RPI: 102			
RPI	S	Opponent	Score	RPI	S	Opponent	Score	RPI	S	Opponent	Score	RPI	S	Opponent	Score
17	A	Kentucky	43 92									106	A	Cornell	56 61
												143	H	Yale	58 64
												155	A	Northeastern	66 63
												171	H	Albany (NY)	71 58
												180	H	Sacred Heart	71 43
												192	A	Binghamton	70 62
												207	H	Stony Brook	49 46
												217	H	Dartmouth	64 47
												224	A	Siena	77 67
												232	A	Manhattan	59 42
												265	A	Boston U.	59 51
												268	H	Bryant	62 60
												277	H	Central Conn. St.	56 52
												344	H	Wagner	73 40
LAST 12 Division I GAMES:															
217	H	Dartmouth	64 47	192	A	Binghamton	70 62								
232	A	Manhattan	59 42	171	H	Albany (NY)	71 58								
277	H	Central Conn. St.	56 52	207	H	Stony Brook	49 46								
180	H	Sacred Heart	71 43	155	A	Northeastern	66 63								
143	H	Yale	58 64	265	A	Boston U.	59 51								
224	A	Siena	77 67	344	H	Wagner	73 40								

Non-Div I Games: New England Col. 58 38

New Hampshire

Loss, Non-Conf, S Site, H Home A Away N Neutral

Average RPI Win:	224	WON-LOST	WINNING	LAST 10	STRENGTH OF	OPP. STRENGTH	TEAM	ADJ.	CONF.	ADJ CONF.
Average RPI Loss:	96	RECORD	PCT. RANK	GAMES	SCHEDULE	OF SCHEDULE	RPI	RPI	RPI	RPI
DIV. I ONLY	8- 8	160	6- 4	162	108	174	174	13	13	
DIV. I NON-CONF.	4- 6	208	2- 4	197	59	243	243	15	15	
TOTALS	RPI 1-25	RPI 26-50	W-L RECORDS	RPI 51-100	RPI 101-150	RPI 150+				
8- 8	0- 0	0- 3	OVERALL	1- 1	1- 2	6- 2				
6- 4	0- 0	0- 1	HOME	1- 0	0- 2	5- 1				
2- 4	0- 0	0- 2	AWAY	0- 1	1- 0	1- 1				
0- 0	0- 0	0- 0	NEUTRAL	0- 0	0- 0	0- 0				
4- 6	0- 0	0- 3	NON-CONFERENCE	1- 0	0- 1	3- 2				
4- 3	0- 0	0- 1	HOME	1- 0	0- 1	3- 1				
0- 3	0- 0	0- 2	AWAY	0- 0	0- 0	0- 1				
0- 0	0- 0	0- 0	NEUTRAL	0- 0	0- 0	0- 0				
4- 2	0- 0	0- 0	CONFERENCE	0- 1	1- 1	3- 0				
2- 1	0- 0	0- 0	HOME	0- 0	0- 1	2- 0				
2- 1	0- 0	0- 0	AWAY	0- 1	1- 0	1- 0				
0- 0	0- 0	0- 0	NEUTRAL	0- 0	0- 0	0- 0				

RPI 1-25				RPI 26-50				RPI 51-100				RPI 101+ Team's RPI: 174			
RPI	S	Opponent	Score	RPI	S	Opponent	Score	RPI	S	Opponent	Score	RPI	S	Opponent	Score
				28	A	Texas Tech	58 69	55	A	UNLV	42 56	103	H	Colorado St.	63 78
				37	A	Marquette	52 62	82	H	SMU	64 49	148	H	Saint Joseph's	67 79
				46	H	Minnesota	65 69					150	A	Fresno St.	80 54
												166	H	Tulsa	64 67
												181	A	New Mexico St.	70 77
												181	H	New Mexico St.	84 55
												225	H	Utah St.	78 67
												233	H	San Diego St.	85 42
												282	H	UTEP	79 66
												289	A	Nevada	69 63
												346	H	Fairleigh Dickinson	83 56
LAST 12 Division I GAMES:															
				225	H	Utah St.	78 67	103	H	Colorado St.	63 78				
				233	H	San Diego St.	85 42	55	A	UNLV	42 56				
				150	A	Fresno St.	80 54	289	A	Nevada	69 63				
				37	A	Marquette	52 62	82	H	SMU	64 49				
				282	H	UTEP	79 66	181	A	New Mexico St.	70 77				
				46	H	Minnesota	65 69	148	H	Saint Joseph's	67 79				

Non-Div I Games:

New Mexico

■ Loss,
 ■ Non-Conf,
 ■ S Site,
 ■ H Home
 ■ A Away
 N Neutral

Non-Conference Totals				Through Games of Jan. 15, 1917						
Average RPI Win:	265	WON-LOST	WINNING	LAST 10	STRENGTH OF	OPP. STRENGTH	TEAM	ADJ.	CONF.	ADJ CONF.
Average RPI Loss:	125	RECORD	PCT. RANK	GAMES	SCHEDULE	OF SCHEDULE	RPI	RPI	RPI	RPI
DIV. I ONLY	10- 6	117	6- 3	302	170	181	181	29	29	
DIV. I NON-CONF.	6- 6	166	3- 4	256	147	201	201	30	30	

TOTALS	RPI 1-25		RPI 26-50		W-L RECORDS		RPI 51-100		RPI 101-150	RPI 150+
10- 6	0- 0		0- 1		OVERALL		0- 1		0- 2	10- 2
5- 1	0- 0		0- 0		HOME		0- 0		0- 1	5- 0
4- 2	0- 0		0- 0		AWAY		0- 0		0- 0	4- 2
1- 3	0- 0		0- 1		NEUTRAL		0- 1		0- 1	1- 0
6- 6	0- 0		0- 1		NON-CONFERENCE		0- 1		0- 2	6- 2
3- 1	0- 0		0- 0		HOME		0- 0		0- 1	3- 0
2- 2	0- 0		0- 0		AWAY		0- 0		0- 0	2- 2
1- 3	0- 0		0- 1		NEUTRAL		0- 1		0- 1	1- 0
4- 0	0- 0		0- 0		CONFERENCE		0- 0		0- 0	4- 0
2- 0	0- 0		0- 0		HOME		0- 0		0- 0	2- 0
2- 0	0- 0		0- 0		AWAY		0- 0		0- 0	2- 0
0- 0	0- 0		0- 0		NEUTRAL		0- 0		0- 0	0- 0

RPI 1-25				RPI 26-50				RPI 51-100				RPI 101+				Team's RPI: 181	
RPI	S	Opponent	Score	RPI	S	Opponent	Score	RPI	S	Opponent	Score	RPI	S	Opponent	Score		
				48	N	Quinnipiac	46 49	55	N	UNLV	47 52	111	H	Arizona	63 74		
												121	N	Santa Clara	46 60		
												174	A	New Mexico	55 84		
												174	H	New Mexico	77 70		
												194	A	Grand Canyon	81 65		
												222	H	San Jose St.	66 55		
												241	A	Hawaii	53 56		
												280	N	Sacramento St.	99 73		
												282	A	UTEP	67 59		
												286	A	Northern Ariz.	79 68		
												292	A	CSU Bakersfield	64 55		
												297	H	Pepperdine	75 66		
												300	H	UMKC	78 72		
												327	H	Chicago St.	100 63		
LAST 12 Division I GAMES:																	
				300	H	UMKC	78 72	292	A	CSU Bakersfield	64 55						
				121	N	Santa Clara	46 60	194	A	Grand Canyon	81 65						
				55	N	UNLV	47 52	327	H	Chicago St.	100 63						
				48	N	Quinnipiac	46 49	111	H	Arizona	63 74						
				282	A	UTEP	67 59	174	H	New Mexico	77 70						
				286	A	Northern Ariz.	79 68	297	H	Pepperdine	75 66						

Non-Div I Games:	N.M. Highlands	94	37	Western N.M.	85	28
------------------	----------------	----	----	--------------	----	----

New Mexico St.

Loss, Non-Conf, S Site, H Home A Away N Neutral

New Orleans

Through Games Of Jan. 15, 2017

Average RPI Win:	292	WON-LOST	WINNING	LAST 10	STRENGTH OF	OPP. STRENGTH	TEAM	ADJ.	CONF.	ADJ CONF.
Average RPI Loss:	121	RECORD	PCT. RANK	GAMES	SCHEDULE	OF SCHEDULE	RPI	RPI	RPI	RPI
DIV. I ONLY	5- 7	216	4- 4	222	272	210	210	27	27	
DIV. I NON-CONF.	2- 5	259	2- 3	42	254	168	168	26	26	
TOTALS	RPI 1-25	RPI 26-50	W-L RECORDS	RPI 51-100	RPI 101-150	RPI 150+				
5- 7	0- 1	0- 0	OVERALL	0- 0	0- 5	5- 1				
3- 1	0- 0	0- 0	HOME	0- 0	0- 0	3- 1				
2- 6	0- 1	0- 0	AWAY	0- 0	0- 5	2- 0				
0- 0	0- 0	0- 0	NEUTRAL	0- 0	0- 0	0- 0				
2- 5	0- 1	0- 0	NON-CONFERENCE	0- 0	0- 3	2- 1				
1- 1	0- 0	0- 0	HOME	0- 0	0- 0	1- 1				
1- 4	0- 1	0- 0	AWAY	0- 0	0- 3	1- 0				
0- 0	0- 0	0- 0	NEUTRAL	0- 0	0- 0	0- 0				
3- 2	0- 0	0- 0	CONFERENCE	0- 0	0- 2	3- 0				
2- 0	0- 0	0- 0	HOME	0- 0	0- 0	2- 0				
1- 2	0- 0	0- 0	AWAY	0- 0	0- 2	1- 0				
0- 0	0- 0	0- 0	NEUTRAL	0- 0	0- 0	0- 0				

RPI 1-25				RPI 26-50				RPI 51-100				RPI 101+ Team's RPI: 210			
RPI	S	Opponent	Score	RPI	S	Opponent	Score	RPI	S	Opponent	Score	RPI	S	Opponent	Score
14	A	Texas	48 80									114	A	Iowa St.	63 100
												124	A	Alabama	57 78
												126	A	Lamar University	42 73
												128	A	Southern Miss.	53 78
												136	A	Abilene Christian	55 68
												177	H	Texas Southern	63 57
												202	H	South Ala.	62 65
												297	A	Jacksonville St.	81 79
												302	H	A&M-Corpus Christi	75 54
												342	A	Incarnate Word	71 67
												343	H	Sam Houston St.	78 49
LAST 12 Division I GAMES:															
136	A	Abilene Christian	55 68	343	H	Sam Houston St.	78 49								
302	H	A&M-Corpus Christi	75 54	342	A	Incarnate Word	71 67								
14	A	Texas	48 80	126	A	Lamar University	42 73								
114	A	Iowa St.	63 100	202	H	South Ala.	62 65								
177	H	Texas Southern	63 57	128	A	Southern Miss.	53 78								
297	A	Jacksonville St.	81 79	124	A	Alabama	57 78								

Non-Div I Games: Blue Mountain 75 37 Crowley's Ridge 123 33 Trinity Baptist 100 35

New Orleans

Loss, Non-Conf, S Site, H Home A Away N Neutral

Niagara

Through Games Of Jan. 15, 2017

Average RPI Win:	207	WON-LOST	WINNING	LAST 10	STRENGTH OF	OPP. STRENGTH	TEAM	ADJ.	CONF.	ADJ CONF.
Average RPI Loss:	123	RECORD	PCT. RANK	GAMES	SCHEDULE	OF SCHEDULE	RPI	RPI	RPI	RPI
DIV. I ONLY	5- 12	265	2- 8	44	216	170	170	18	18	
DIV. I NON-CONF.	3- 6	230	1- 3	3	140	70	70	17	17	
TOTALS	RPI 1-25	RPI 26-50	W-L RECORDS	RPI 51-100	RPI 101-150	RPI 150+				
5- 12	0- 0	0- 4	OVERALL	0- 3	1- 1	4- 4				
3- 4	0- 0	0- 2	HOME	0- 0	1- 1	2- 1				
2- 8	0- 0	0- 2	AWAY	0- 3	0- 0	2- 3				
0- 0	0- 0	0- 0	NEUTRAL	0- 0	0- 0	0- 0				
3- 6	0- 0	0- 3	NON-CONFERENCE	0- 3	1- 0	2- 0				
2- 1	0- 0	0- 1	HOME	0- 0	1- 0	1- 0				
1- 5	0- 0	0- 2	AWAY	0- 3	0- 0	1- 0				
0- 0	0- 0	0- 0	NEUTRAL	0- 0	0- 0	0- 0				
2- 6	0- 0	0- 1	CONFERENCE	0- 0	0- 1	2- 4				
1- 3	0- 0	0- 1	HOME	0- 0	0- 1	1- 1				
1- 3	0- 0	0- 0	AWAY	0- 0	0- 0	1- 3				
0- 0	0- 0	0- 0	NEUTRAL	0- 0	0- 0	0- 0				

RPI S	Opponent	Score	RPI S	Opponent	Score	RPI S	Opponent	Score	RPI S	Opponent	Score	Team's RPI: 170
			26	H Maryland	64 96	63	A Buffalo	63 73	130	H Hartford	75 62	
			32	A Michigan	35 107	64	A Drexel	57 69	138	H Rider	58 78	
			44	A Syracuse	60 109	95	A Fordham	69 92	173	A Cleveland St.	67 49	
			48	H Quinnipiac	64 71				215	A Iona	61 68	
									224	A Siena	53 71	
									232	A Manhattan	62 59	
									235	H St. Bonaventure	65 43	
									240	H Marist	58 60	
									266	H Monmouth	66 45	
									283	A Saint Peter's	66 78	
LAST 12 Division I GAMES:												
			48	H Quinnipiac	64 71	232	A Manhattan	62 59				
			224	A Siena	53 71	215	A Iona	61 68				
			283	A Saint Peter's	66 78	240	H Marist	58 60				
			95	A Fordham	69 92	130	H Hartford	75 62				
			64	A Drexel	57 69	138	H Rider	58 78				
			44	A Syracuse	60 109	266	H Monmouth	66 45				

Non-Div I Games:

Niagara

■ Loss,
 ■ Non-Conf,
 ■ S Site,
 ■ H Home
 ■ A Away
 N Neutral

Average RPI Win:	316	WON-LOST	WINNING	LAST 10	STRENGTH OF	OPP. STRENGTH	TEAM	ADJ.	CONF.	ADJ CONF.
Average RPI Loss:	195	RECORD	PCT. RANK	GAMES	SCHEDULE	OF SCHEDULE	RPI	RPI	RPI	RPI
DIV. I ONLY	5- 11	257	3- 7	321	336	313	313	27	27	
DIV. I NON-CONF.	3- 8	262	1- 6	285	328	308	308	26	26	
TOTALS	RPI 1-25	RPI 26-50	W-L RECORDS	RPI 51-100	RPI 101-150	RPI 150+				
5- 11	0- 0	0- 0	OVERALL	0- 3	0- 1	5- 7				
3- 2	0- 0	0- 0	HOME	0- 1	0- 0	3- 1				
2- 8	0- 0	0- 0	AWAY	0- 0	0- 0	2- 1				
0- 1	0- 0	0- 0	NEUTRAL	0- 0	0- 0	0- 1				
3- 8	0- 0	0- 0	NON-CONFERENCE	0- 2	0- 1	3- 5				
2- 1	0- 0	0- 0	HOME	0- 1	0- 0	2- 0				
1- 6	0- 0	0- 0	AWAY	0- 1	0- 1	1- 4				
0- 1	0- 0	0- 0	NEUTRAL	0- 0	0- 0	0- 1				
2- 3	0- 0	0- 0	CONFERENCE	0- 1	0- 0	2- 2				
1- 1	0- 0	0- 0	HOME	0- 0	0- 0	1- 1				
1- 2	0- 0	0- 0	AWAY	0- 1	0- 0	1- 1				
0- 0	0- 0	0- 0	NEUTRAL	0- 0	0- 0	0- 0				

RPI 1-25				RPI 26-50				RPI 51-100				RPI 101+				Team's RPI: 313	
RPI	S	Opponent	Score	RPI	S	Opponent	Score	RPI	S	Opponent	Score	RPI	S	Opponent	Score		
								57	A	Jacksonville	71	76	104	A	Gonzaga	46	78
								74	A	SFA	55	80	198	A	Louisiana Tech	52	68
								83	H	Troy	75	100	211	A	Memphis	62	73
													228	A	Prairie View	67	69
													249	N	North Florida	74	77
													256	A	Grambling	71	60
													297	A	Jacksonville St.	52	75
													301	A	Northwestern St.	58	75
													302	H	A&M-Corpus Christi	74	54
													339	H	La.-Monroe	73	54
													341	H	Jackson St.	83	76
													342	H	Incarnate Word	52	78
													343	A	Sam Houston St.	66	59
LAST 12 Division I GAMES:																	
302	H	A&M-Corpus Christi	74	54	74	A	SFA	55	80								
342	H	Incarnate Word	52	78	301	A	Northwestern St.	58	75								
211	A	Memphis	62	73	343	A	Sam Houston St.	66	59								
297	A	Jacksonville St.	52	75	256	A	Grambling	71	60								
83	H	Troy	75	100	249	N	North Florida	74	77								
198	A	Louisiana Tech	52	68	57	A	Jacksonville	71	76								

Non-Div I Games:

Nicholls St.

■ Loss,
■ Non-Conf,
■ S Site,
■ H Home
■ A Away
N Neutral

Average RPI Win:	326	WON-LOST	WINNING	LAST 10	STRENGTH OF	OPP. STRENGTH	TEAM	ADJ.	CONF.	ADJ CONF.
Average RPI Loss:	168	RECORD	PCT. RANK	GAMES	SCHEDULE	OF SCHEDULE	RPI	RPI	RPI	RPI
DIV. I ONLY	6- 7	193	5- 3	336	289	261	261	31	31	
DIV. I NON-CONF.	3- 7	250	3- 4	289	267	256	256	31	31	
TOTALS	RPI 1-25	RPI 26-50	W-L RECORDS	RPI 51-100	RPI 101-150	RPI 150+				
6- 7	0- 0	0- 0	OVERALL	0- 0	0- 4	6- 3				
2- 1	0- 0	0- 0	HOME	0- 0	0- 1	2- 0				
4- 5	0- 0	0- 0	AWAY	0- 0	0- 2	4- 3				
0- 1	0- 0	0- 0	NEUTRAL	0- 0	0- 1	0- 0				
3- 7	0- 0	0- 0	NON-CONFERENCE	0- 0	0- 4	3- 3				
0- 1	0- 0	0- 0	HOME	0- 0	0- 1	0- 0				
3- 5	0- 0	0- 0	AWAY	0- 0	0- 2	3- 3				
0- 1	0- 0	0- 0	NEUTRAL	0- 0	0- 1	0- 0				
3- 0	0- 0	0- 0	CONFERENCE	0- 0	0- 0	3- 0				
2- 0	0- 0	0- 0	HOME	0- 0	0- 0	2- 0				
1- 0	0- 0	0- 0	AWAY	0- 0	0- 0	1- 0				
0- 0	0- 0	0- 0	NEUTRAL	0- 0	0- 0	0- 0				

RPI 1-25			RPI 26-50			RPI 51-100			RPI 101+			Team's RPI: 261
RPI	S	Opponent	Score	RPI	S	Opponent	Score	RPI	S	Opponent	Score	
								101	H	William & Mary	52	65
								122	A	George Mason	33	60
								130	N	Hartford	51	61
								134	A	Old Dominion	54	65
								183	A	Towson	58	61
								237	A	UNCW	56	64
								269	A	UNCG	52	59
								307	A	Longwood	85	56
								311	A	Lehigh	81	57
								321	H	Savannah St.	61	55
								335	A	High Point	63	60
								336	H	N.C. Central	71	40
								345	A	Morgan St.	56	47
LAST 12 Division I GAMES:												
183	A	Towson	58	61	336	H	N.C. Central	71	40			
269	A	UNCG	52	59	321	H	Savannah St.	61	55			
101	H	William & Mary	52	65	345	A	Morgan St.	56	47			
307	A	Longwood	85	56	311	A	Lehigh	81	57			
335	A	High Point	63	60	122	A	George Mason	33	60			
130	N	Hartford	51	61	134	A	Old Dominion	54	65			

Non-Div I Games: Lincoln (PA) 62 28 Saint Augustine's 99 59

Norfolk St.

■ Loss,
 ■ Non-Conf,
 ■ S Site,
 ■ H Home
 ■ A Away
 N Neutral

North Carolina

Through Games Of Jan. 15, 2017

Average RPI Win:	184	WON-LOST	WINNING	LAST 10	STRENGTH OF	OPP. STRENGTH	TEAM	ADJ.	CONF.	ADJ CONF.
Average RPI Loss:	34	RECORD	PCT. RANK	GAMES	SCHEDULE	OF SCHEDULE	RPI	RPI	RPI	RPI
DIV. I ONLY	12- 6	89	1- 0	43	109	62	62	2	2	
DIV. I NON-CONF.	11- 2	25	1- 0	148	187	60	60	3	3	
TOTALS	RPI 1-25	RPI 26-50	W-L RECORDS	RPI 51-100	RPI 101-150	RPI 150+				
12- 6	1- 5	1- 0	OVERALL	3- 0	0- 1	7- 0				
9- 1	1- 1	0- 0	HOME	2- 0	0- 0	6- 0				
1- 3	0- 2	0- 0	AWAY	0- 0	0- 1	1- 0				
2- 2	0- 2	1- 0	NEUTRAL	1- 0	0- 0	0- 0				
11- 2	1- 2	1- 0	NON-CONFERENCE	2- 0	0- 0	7- 0				
8- 0	1- 0	0- 0	HOME	1- 0	0- 0	6- 0				
1- 0	0- 0	0- 0	AWAY	0- 0	0- 0	1- 0				
2- 2	0- 2	1- 0	NEUTRAL	1- 0	0- 0	0- 0				
1- 4	0- 3	0- 0	CONFERENCE	1- 0	0- 1	0- 0				
1- 1	0- 1	0- 0	HOME	1- 0	0- 0	0- 0				
0- 3	0- 2	0- 0	AWAY	0- 0	0- 1	0- 0				
0- 0	0- 0	0- 0	NEUTRAL	0- 0	0- 0	0- 0				

RPI S	Opponent	Score	RPI S	Opponent	Score	RPI S	Opponent	Score	RPI S	Opponent	Score
6	H Florida St.	77 90	46	N Minnesota	91 77	57	N Jacksonville	87 57	127	A Pittsburgh	48 68
8	A Duke	58 70				61	H Bucknell	65 50	197	A Wisconsin	72 59
18	N LSU	43 70				84	H Virginia	67 58	221	H Alabama St.	84 54
20	N South Fla.	55 83							229	H Marshall	75 53
22	H Elon	78 73							288	H Coppin St.	90 55
25	A Virginia Tech	68 76							320	H Charleston So.	93 77
									340	H South Carolina St.	82 49
									348	H Alabama A&M	80 35
LAST 12 Division I GAMES:											
84	H Virginia	67 58	46	N Minnesota	91 77						
6	H Florida St.	77 90	127	A Pittsburgh	48 68						
25	A Virginia Tech	68 76	8	A Duke	58 70						
340	H South Carolina St.	82 49	18	N LSU	43 70						
288	H Coppin St.	90 55	229	H Marshall	75 53						
57	N Jacksonville	87 57	22	H Elon	78 73						

Non-Div I Games:

North Carolina

Loss, Non-Conf, S Site, H Home A Away N Neutral

Average RPI Win:	152	WON-LOST	WINNING	LAST 10	STRENGTH OF	OPP. STRENGTH	TEAM	ADJ.	CONF.	ADJ CONF.
Average RPI Loss:	25	RECORD	PCT. RANK	GAMES	SCHEDULE	OF SCHEDULE	RPI	RPI	RPI	RPI
DIV. I ONLY	14- 5	64	7- 3	42	24	36	36	2	2	
DIV. I NON-CONF.	10- 3	54	5- 1	188	109	91	91	3	3	
TOTALS	RPI 1-25	RPI 26-50	W-L RECORDS	RPI 51-100	RPI 101-150	RPI 150+				
14- 5	3- 3	0- 2	OVERALL	2- 0	1- 0	8- 0				
10- 1	2- 1	0- 0	HOME	1- 0	1- 0	6- 0				
3- 2	1- 0	0- 2	AWAY	1- 0	0- 0	1- 0				
1- 2	0- 2	0- 0	NEUTRAL	0- 0	0- 0	1- 0				
10- 3	0- 2	0- 1	NON-CONFERENCE	1- 0	1- 0	8- 0				
8- 0	0- 0	0- 0	HOME	1- 0	1- 0	6- 0				
1- 1	0- 0	0- 1	AWAY	0- 0	0- 0	1- 0				
1- 2	0- 2	0- 0	NEUTRAL	0- 0	0- 0	1- 0				
4- 2	3- 1	0- 1	CONFERENCE	1- 0	0- 0	0- 0				
2- 1	2- 1	0- 0	HOME	0- 0	0- 0	0- 0				
2- 1	1- 0	0- 1	AWAY	1- 0	0- 0	0- 0				
0- 0	0- 0	0- 0	NEUTRAL	0- 0	0- 0	0- 0				

RPI 1-25				RPI 26-50				Team's RPI: 36	RPI 51-100				RPI 101+			
RPI	S	Opponent	Score	RPI	S	Opponent	Score		RPI	S	Opponent	Score	RPI	S	Opponent	Score
2	H	Notre Dame	70 62	34	A	Tulane	58 63		65	H	Indiana	84 70	113	H	Hampton	81 56
6	A	Florida St.	70 61	44	A	Syracuse	75 85		66	A	Wake Forest	65 50	167	H	Col. of Charleston	91 47
8	H	Duke	55 52										193	H	UMES	77 58
12	N	Kansas St.	50 67										202	A	South Ala.	74 31
16	H	Miami (FL)	64 67										206	H	Wofford	80 40
18	N	LSU	58 59										237	H	UNCW	86 54
													249	H	North Florida	78 52
													282	N	UTEP	71 55
													336	H	N.C. Central	83 33
LAST 12 Division I GAMES:																
16	H	Miami (FL)	64 67	8	H	Duke	55 52		44	A	Syracuse	75 85				
6	A	Florida St.	70 61	66	A	Wake Forest	65 50		237	H	UNCW	86 54				
2	H	Notre Dame	70 62	202	A	South Ala.	74 31		249	H	North Florida	78 52				
34	A	Tulane	58 63	336	H	N.C. Central	83 33		65	H	Indiana	84 70				

Non-Div I Games:

North Carolina St.

■ Loss,
 ■ Non-Conf, S Site,
 ■ Home
 ■ Away
 N Neutral

North Dakota

Through Games Of Jan. 15, 2017

Average RPI Win:	246	WON-LOST	WINNING	LAST 10	STRENGTH OF	OPP. STRENGTH	TEAM	ADJ.	CONF.	ADJ CONF.
Average RPI Loss:	60	RECORD	PCT. RANK	GAMES	SCHEDULE	OF SCHEDULE	RPI	RPI	RPI	RPI
DIV. I ONLY	8- 7	147	7- 2	198	91	157	157	17	17	
DIV. I NON-CONF.	3- 6	230	3- 2	79	12	152	152	18	18	
TOTALS	RPI 1-25	RPI 26-50	W-L RECORDS	RPI 51-100	RPI 101-150	RPI 150+				
8- 7	0- 0	0- 3	OVERALL	0- 3	1- 1	7- 0				
4- 4	0- 0	0- 2	HOME	0- 2	1- 0	3- 0				
4- 3	0- 0	0- 1	AWAY	0- 1	0- 1	4- 0				
0- 0	0- 0	0- 0	NEUTRAL	0- 0	0- 0	0- 0				
3- 6	0- 0	0- 3	NON-CONFERENCE	0- 2	1- 1	2- 0				
1- 3	0- 0	0- 2	HOME	0- 1	1- 0	0- 0				
2- 3	0- 0	0- 1	AWAY	0- 1	0- 1	2- 0				
0- 0	0- 0	0- 0	NEUTRAL	0- 0	0- 0	0- 0				
5- 1	0- 0	0- 0	CONFERENCE	0- 1	0- 0	5- 0				
3- 1	0- 0	0- 0	HOME	0- 1	0- 0	3- 0				
2- 0	0- 0	0- 0	AWAY	0- 0	0- 0	2- 0				
0- 0	0- 0	0- 0	NEUTRAL	0- 0	0- 0	0- 0				

RPI 1-25				RPI 26-50				RPI 51-100				RPI 101+ Team's RPI: 157			
RPI	S	Opponent	Score	RPI	S	Opponent	Score	RPI	S	Opponent	Score	RPI	S	Opponent	Score
				28	A	Texas Tech	80 90	53	A	UNI	53 74	119	A	Kansas	71 76
				35	H	Drake	91 99	67	H	Iowa	60 75	133	H	San Francisco	71 63
				41	H	South Dakota St.	72 83	79	H	Montana St.	71 74	213	H	Portland St.	65 61
												219	A	San Diego	65 61
												242	A	Southern Utah	68 65
												267	A	North Dakota St.	76 55
												280	H	Sacramento St.	94 71
												286	A	Northern Ariz.	80 78
												331	H	Montana	73 63
LAST 12 Division I GAMES:															
				286	A	Northern Ariz.	80 78	331	H	Montana	73 63				
				280	H	Sacramento St.	94 71	79	H	Montana St.	71 74				
				213	H	Portland St.	65 61	242	A	Southern Utah	68 65				
				219	A	San Diego	65 61	41	H	South Dakota St.	72 83				
				53	A	UNI	53 74	133	H	San Francisco	71 63				
				267	A	North Dakota St.	76 55	119	A	Kansas	71 76				

Non-Div I Games: Mayville St. 70 43 Mary 79 67

North Dakota

Loss, Non-Conf, S Site, H Home A Away N Neutral

Average RPI Win:	225	WON-LOST	WINNING	LAST 10	STRENGTH OF	OPP. STRENGTH	TEAM	ADJ.	CONF.	ADJ CONF.
Average RPI Loss:	167	RECORD	PCT. RANK	GAMES	SCHEDULE	OF SCHEDULE	RPI	RPI	RPI	RPI
DIV. I ONLY	3- 13	311	3- 6	95	330	267	267	11	11	
DIV. I NON-CONF.	0- 11	335	0- 6	104	337	330	330	10	10	
TOTALS	RPI 1-25	RPI 26-50	W-L RECORDS	RPI 51-100	RPI 101-150	RPI 150+				
3- 13	0- 0	1- 1	OVERALL	0- 2	0- 2	2- 8				
2- 4	0- 0	1- 1	HOME	0- 1	0- 0	1- 2				
1- 7	0- 0	0- 0	AWAY	0- 0	0- 2	1- 5				
0- 2	0- 0	0- 0	NEUTRAL	0- 1	0- 0	0- 1				
0- 11	0- 0	0- 0	NON-CONFERENCE	0- 2	0- 1	0- 8				
0- 3	0- 0	0- 0	HOME	0- 1	0- 0	0- 2				
0- 6	0- 0	0- 0	AWAY	0- 0	0- 1	0- 5				
0- 2	0- 0	0- 0	NEUTRAL	0- 1	0- 0	0- 1				
3- 2	0- 0	1- 1	CONFERENCE	0- 0	0- 1	2- 0				
2- 1	0- 0	1- 1	HOME	0- 0	0- 0	1- 0				
1- 1	0- 0	0- 0	AWAY	0- 0	0- 1	1- 0				
0- 0	0- 0	0- 0	NEUTRAL	0- 0	0- 0	0- 0				

RPI 1-25				RPI 26-50				RPI 51-100				RPI 101+				Team's RPI: 267	
RPI	S	Opponent	Score	RPI	S	Opponent	Score	RPI	S	Opponent	Score	RPI	S	Opponent	Score		
				41	H	South Dakota St.	66 69	85	H	Colorado	59 76	116	A	Western Ill.	81 110		
				42	H	South Dakota	83 73	91	N	Central Mich.	55 77	145	A	Providence	63 86		
												154	H	Western Mich.	63 68		
												157	H	North Dakota	55 76		
												184	A	Milwaukee	74 79		
												185	A	Oakland	66 95		
												238	A	Massachusetts	58 70		
												248	A	UTRGV	67 81		
												259	N	UC Santa Barbara	59 66		
												263	A	Cal Poly	46 73		
												309	A	Denver	86 80		
												323	H	Fort Wayne	68 56		
LAST 12 Division I GAMES:																	
				309	A	Denver	86 80					116	A	Western Ill.	81 110		
				41	H	South Dakota St.	66 69					323	H	Fort Wayne	68 56		
				259	N	UC Santa Barbara	59 66					42	H	South Dakota	83 73		
				248	A	UTRGV	67 81					184	A	Milwaukee	74 79		
				157	H	North Dakota	55 76					154	H	Western Mich.	63 68		
				185	A	Oakland	66 95					91	N	Central Mich.	55 77		

Non-Div I Games: Mayville St. 93 44 Dickinson St. 70 63

North Dakota St.

■ Loss,
 ■ Non-Conf, S Site,
 ■ Home
 ■ Away
 N Neutral

North Florida

Through Games Of Jan. 15, 2017

Average RPI Win:	287	WON-LOST	WINNING	LAST 10	STRENGTH OF	OPP. STRENGTH	TEAM	ADJ.	CONF.	ADJ CONF.
Average RPI Loss:	149	RECORD	PCT. RANK	GAMES	SCHEDULE	OF SCHEDULE	RPI	RPI	RPI	RPI
DIV. I ONLY	4- 10	272	1- 7	167	293	249	249	23	23	
DIV. I NON-CONF.	4- 8	230	2- 6	183	284	235	235	24	24	
TOTALS	RPI 1-25	RPI 26-50	W-L RECORDS	RPI 51-100	RPI 101-150	RPI 150+				
4- 10	0- 2	0- 1	OVERALL	0- 1	0- 1	4- 5				
2- 2	0- 0	0- 0	HOME	0- 0	0- 0	2- 2				
1- 7	0- 2	0- 1	AWAY	0- 1	0- 1	1- 2				
1- 1	0- 0	0- 0	NEUTRAL	0- 0	0- 0	1- 1				
4- 8	0- 2	0- 1	NON-CONFERENCE	0- 0	0- 1	4- 4				
2- 2	0- 0	0- 0	HOME	0- 0	0- 0	2- 2				
1- 5	0- 2	0- 1	AWAY	0- 0	0- 1	1- 1				
1- 1	0- 0	0- 0	NEUTRAL	0- 0	0- 0	1- 1				
0- 2	0- 0	0- 0	CONFERENCE	0- 1	0- 0	0- 1				
0- 0	0- 0	0- 0	HOME	0- 0	0- 0	0- 0				
0- 2	0- 0	0- 0	AWAY	0- 1	0- 0	0- 1				
0- 0	0- 0	0- 0	NEUTRAL	0- 0	0- 0	0- 0				

RPI 1-25				RPI 26-50				RPI 51-100				RPI 101+ Team's RPI: 249			
RPI	S	Opponent	Score	RPI	S	Opponent	Score	RPI	S	Opponent	Score	RPI	S	Opponent	Score
6	A	Florida St.	39 95	36	A	North Carolina St.	52 78	57	A	Jacksonville	58 68	137	A	Xavier	46 83
20	A	South Fla.	42 78									167	A	Col. of Charleston	60 47
												202	N	South Ala.	55 62
												206	H	Wofford	60 79
												226	H	Morehead St.	65 84
												284	A	Bethune-Cookman	50 52
												313	N	Nicholls St.	77 74
												318	H	Fla. Atlantic	95 88
												319	A	NJIT	62 64
												349	H	Florida A&M	71 60
LAST 12 Division I GAMES:															
6	A	Florida St.	39 95	319	A	NJIT	62 64								
284	A	Bethune-Cookman	50 52	57	A	Jacksonville	58 68								
226	H	Morehead St.	65 84	206	H	Wofford	60 79								
36	A	North Carolina St.	52 78	202	N	South Ala.	55 62								
167	A	Col. of Charleston	60 47	137	A	Xavier	46 83								
313	N	Nicholls St.	77 74	318	H	Fla. Atlantic	95 88								

Non-Div I Games: Warner 72 44 Webber Int'l 103 57 Edward Waters 70 50

North Florida

Loss, Non-Conf, S Site, H Home A Away N Neutral

North Texas

Through Games Of Jan. 15, 2017

Average RPI Win:	194	WON-LOST	WINNING	LAST 10	STRENGTH OF	OPP. STRENGTH	TEAM	ADJ.	CONF.	ADJ CONF.
Average RPI Loss:	131	RECORD	PCT. RANK	GAMES	SCHEDULE	OF SCHEDULE	RPI	RPI	RPI	RPI
DIV. I ONLY	5- 11	257	3- 7	172	136	239	239	15	15	
DIV. I NON-CONF.	3- 8	262	2- 5	234	184	280	280	16	16	
TOTALS	RPI 1-25	RPI 26-50	W-L RECORDS	RPI 51-100	RPI 101-150	RPI 150+				
5- 11	0- 0	0- 0	OVERALL	0- 5	2- 1	3- 5				
3- 4	0- 0	0- 0	HOME	0- 2	1- 0	2- 2				
2- 5	0- 0	0- 0	AWAY	0- 3	1- 1	1- 1				
0- 2	0- 0	0- 0	NEUTRAL	0- 0	0- 0	0- 2				
3- 8	0- 0	0- 0	NON-CONFERENCE	0- 3	1- 1	2- 4				
2- 2	0- 0	0- 0	HOME	0- 1	0- 0	2- 1				
1- 4	0- 0	0- 0	AWAY	0- 2	1- 1	0- 1				
0- 2	0- 0	0- 0	NEUTRAL	0- 0	0- 0	0- 2				
2- 3	0- 0	0- 0	CONFERENCE	0- 2	1- 0	1- 1				
1- 2	0- 0	0- 0	HOME	0- 1	1- 0	0- 1				
1- 1	0- 0	0- 0	AWAY	0- 1	0- 0	1- 0				
0- 0	0- 0	0- 0	NEUTRAL	0- 0	0- 0	0- 0				

RPI 1-25				RPI 26-50				RPI 51-100				RPI 101+ Team's RPI: 239			
RPI	S	Opponent	Score	RPI	S	Opponent	Score	RPI	S	Opponent	Score	RPI	S	Opponent	Score
								58	A	Little Rock	44 55	111	A	Arizona	62 58
								59	H	Charlotte	63 78	134	H	Old Dominion	65 55
								65	H	Indiana	64 94	149	A	Missouri St.	54 63
								71	A	Middle Tenn.	52 60	162	N	Omaha	57 85
								82	A	SMU	51 65	163	H	Rice	49 51
												166	A	Tulsa	58 63
												169	A	UAB	59 58
												215	H	Iona	66 55
												218	H	Texas St.	58 59
												248	N	UTRGV	69 74
												342	H	Incarnate Word	84 61
LAST 12 Division I GAMES:															
134	H	Old Dominion	65 55	163	H	Rice	49 51								
59	H	Charlotte	63 78	71	A	Middle Tenn.	52 60								
218	H	Texas St.	58 59	169	A	UAB	59 58								
149	A	Missouri St.	54 63	166	A	Tulsa	58 63								
342	H	Incarnate Word	84 61	82	A	SMU	51 65								
65	H	Indiana	64 94	215	H	Iona	66 55								

Non-Div I Games:

North Texas

■ Loss,
■ Non-Conf,
■ S Site,
■ H Home
■ A Away
N Neutral

Northeastern

Through Games Of Jan. 15, 2017

Average RPI Win:	229	WON-LOST	WINNING	LAST 10	STRENGTH OF	OPP. STRENGTH	TEAM	ADJ.	CONF.	ADJ CONF.
Average RPI Loss:	93	RECORD	PCT. RANK	GAMES	SCHEDULE	OF SCHEDULE	RPI	RPI	RPI	RPI
DIV. I ONLY	6- 11	245	4- 6	64	140	155	155	8	8	
DIV. I NON-CONF.	4- 8	230	2- 5	149	104	204	204	8	8	
TOTALS	RPI 1-25	RPI 26-50	W-L RECORDS	RPI 51-100	RPI 101-150	RPI 150+				
6- 11	0- 1	0- 2	OVERALL	0- 2	1- 5	5- 1				
3- 3	0- 0	0- 0	HOME	0- 1	0- 2	3- 0				
3- 5	0- 0	0- 2	AWAY	0- 1	1- 2	2- 0				
0- 3	0- 1	0- 0	NEUTRAL	0- 0	0- 1	0- 1				
4- 8	0- 1	0- 2	NON-CONFERENCE	0- 0	0- 4	4- 1				
2- 2	0- 0	0- 0	HOME	0- 0	0- 2	2- 0				
2- 3	0- 0	0- 2	AWAY	0- 0	0- 1	2- 0				
0- 3	0- 1	0- 0	NEUTRAL	0- 0	0- 1	0- 1				
2- 3	0- 0	0- 0	CONFERENCE	0- 2	1- 1	1- 0				
1- 1	0- 0	0- 0	HOME	0- 1	0- 0	1- 0				
1- 2	0- 0	0- 0	AWAY	0- 1	1- 1	0- 0				
0- 0	0- 0	0- 0	NEUTRAL	0- 0	0- 0	0- 0				

RPI 1-25				RPI 26-50				RPI 51-100				RPI 101+ Team's RPI: 155			
RPI	S	Opponent	Score	RPI	S	Opponent	Score	RPI	S	Opponent	Score	RPI	S	Opponent	Score
11	N	Stanford	45 74	40	A	Michigan St.	44 78	64	H	Drexel	33 63	101	A	William & Mary	58 60
				48	A	Quinnipiac	59 76	77	A	James Madison	54 74	102	H	New Hampshire	63 66
												107	N	Purdue	54 79
												120	A	Maine	49 68
												140	H	St. Mary's (CA)	53 77
												142	A	Hofstra	53 51
												183	H	Towson	72 64
												208	N	Wichita St.	73 87
												224	H	Siena	61 50
												253	A	Canisius	83 59
												265	H	Boston U.	78 59
												309	A	Denver	72 69
LAST 12 Division I GAMES:															
183	H	Towson	72 64	77	A	James Madison	54 74	101	A	William & Mary	58 60				
142	A	Hofstra	53 51	64	H	Drexel	33 63	102	H	New Hampshire	63 66				
224	H	Siena	61 50	208	N	Wichita St.	73 87	107	N	Purdue	54 79				
309	A	Denver	72 69	120	A	Maine	49 68								
40	A	Michigan St.	44 78												

Non-Div I Games:

Northeastern

■ Loss,
 ■ Non-Conf,
 ■ S Site,
 ■ H Home
 ■ A Away
 N Neutral

Average RPI Win:	291	WON-LOST	WINNING	LAST 10	STRENGTH OF	OPP. STRENGTH	TEAM	ADJ.	CONF.	ADJ CONF.
Average RPI Loss:	182	RECORD	PCT. RANK	GAMES	SCHEDULE	OF SCHEDULE	RPI	RPI	RPI	RPI
DIV. I ONLY	4- 10	272	2- 7	239	310	286	286	17	17	
DIV. I NON-CONF.	3- 7	250	2- 5	258	320	288	288	18	18	
TOTALS	RPI 1-25	RPI 26-50	W-L RECORDS	RPI 51-100	RPI 101-150	RPI 150+				
4- 10	0- 0	0- 0	OVERALL	0- 1	0- 2	4- 7				
2- 4	0- 0	0- 0	HOME	0- 0	0- 1	2- 3				
2- 6	0- 0	0- 0	AWAY	0- 1	0- 1	2- 4				
0- 0	0- 0	0- 0	NEUTRAL	0- 0	0- 0	0- 0				
3- 7	0- 0	0- 0	NON-CONFERENCE	0- 1	0- 1	3- 5				
2- 2	0- 0	0- 0	HOME	0- 0	0- 0	2- 2				
1- 5	0- 0	0- 0	AWAY	0- 1	0- 1	1- 3				
0- 0	0- 0	0- 0	NEUTRAL	0- 0	0- 0	0- 0				
1- 3	0- 0	0- 0	CONFERENCE	0- 0	0- 1	1- 2				
0- 2	0- 0	0- 0	HOME	0- 0	0- 1	0- 1				
1- 1	0- 0	0- 0	AWAY	0- 0	0- 0	1- 1				
0- 0	0- 0	0- 0	NEUTRAL	0- 0	0- 0	0- 0				

RPI S	Opponent	Score	RPI S	Opponent	Score	RPI S	Opponent	Score	RPI S	Opponent	Score	Team's RPI: 286
						51	A Utah	65 78	110	H Northern Colo.	66 69	
									126	A Lamar University	60 75	
									157	H North Dakota	78 80	
									181	H New Mexico St.	68 79	
									194	A Grand Canyon	65 76	
									196	H CSUN	79 83	
									242	A Southern Utah	77 68	
									259	A UC Santa Barbara	51 60	
									263	A Cal Poly	53 58	
									280	A Sacramento St.	76 82	
									282	A UTEP	65 51	
									309	H Denver	82 67	
									329	H Youngstown St.	70 49	
LAST 12 Division I GAMES:												
242	A Southern Utah	77 68	280	A Sacramento St.	76 82							
51	A Utah	65 78	110	H Northern Colo.	66 69							
194	A Grand Canyon	65 76	157	H North Dakota	78 80							
181	H New Mexico St.	68 79	329	H Youngstown St.	70 49							
309	H Denver	82 67	126	A Lamar University	60 75							
196	H CSUN	79 83	259	A UC Santa Barbara	51 60							

Non-Div I Games: Antelope Valley 109 60

Northern Ariz.

■ Loss,
 ■ Non-Conf,
 ■ S Site,
 ■ Home
 ■ A Away
 N Neutral

Average RPI Win:	230	WON-LOST	WINNING	LAST 10	STRENGTH OF	OPP. STRENGTH	TEAM	ADJ.	CONF.	ADJ CONF.
Average RPI Loss:	109	RECORD	PCT. RANK	GAMES	SCHEDULE	OF SCHEDULE	RPI	RPI	RPI	RPI
DIV. I ONLY	13- 3	21	8- 1	291	212	110	110	17	17	
DIV. I NON-CONF.	7- 3	83	3- 2	248	174	115	115	18	18	
TOTALS	RPI 1-25	RPI 26-50	W-L RECORDS	RPI 51-100	RPI 101-150	RPI 150+				
13- 3	0- 0	0- 0	OVERALL	1- 1	1- 2	11- 0				
7- 1	0- 0	0- 0	HOME	1- 1	1- 0	5- 0				
5- 2	0- 0	0- 0	AWAY	0- 0	0- 2	5- 0				
1- 0	0- 0	0- 0	NEUTRAL	0- 0	0- 0	1- 0				
7- 3	0- 0	0- 0	NON-CONFERENCE	0- 1	1- 2	6- 0				
3- 1	0- 0	0- 0	HOME	0- 1	1- 0	2- 0				
3- 2	0- 0	0- 0	AWAY	0- 0	0- 2	3- 0				
1- 0	0- 0	0- 0	NEUTRAL	0- 0	0- 0	1- 0				
6- 0	0- 0	0- 0	CONFERENCE	1- 0	0- 0	5- 0				
4- 0	0- 0	0- 0	HOME	1- 0	0- 0	3- 0				
2- 0	0- 0	0- 0	AWAY	0- 0	0- 0	2- 0				
0- 0	0- 0	0- 0	NEUTRAL	0- 0	0- 0	0- 0				

RPI 1-25				RPI 26-50				RPI 51-100				RPI 101+ Team's RPI: 110			
RPI	S	Opponent	Score	RPI	S	Opponent	Score	RPI	S	Opponent	Score	RPI	S	Opponent	Score
								79	H	Montana St.	66 58	103	A	Colorado St.	47 58
								85	H	Colorado	62 83	108	H	FGCU	77 74
												140	A	St. Mary's (CA)	65 75
												160	A	UTSA	73 66
												172	A	Pacific	60 56
												213	H	Portland St.	91 62
												219	H	San Diego	54 51
												242	A	Southern Utah	83 53
												273	N	Eastern Mich.	58 57
												280	H	Sacramento St.	95 88
												286	A	Northern Ariz.	69 66
												309	H	Denver	68 48
												314	A	Air Force	71 44
												331	H	Montana	65 46
LAST 12 Division I GAMES:															
				242	A	Southern Utah	83 53					79	H	Montana St.	66 58
				213	H	Portland St.	91 62					331	H	Montana	65 46
				280	H	Sacramento St.	95 88					286	A	Northern Ariz.	69 66
				172	A	Pacific	60 56					103	A	Colorado St.	47 58
				140	A	St. Mary's (CA)	65 75					273	N	Eastern Mich.	58 57
				314	A	Air Force	71 44					160	A	UTSA	73 66

Non-Div I Games: Colo. Christian 90 47

Northern Colo.

■ Loss,
 ■ Non-Conf,
 ■ S Site,
 ■ H Home
 ■ A Away
 N Neutral

Average RPI Win:	227	WON-LOST	WINNING	LAST 10	STRENGTH OF	OPP. STRENGTH	TEAM	ADJ.	CONF.	ADJ CONF.
Average RPI Loss:	77	RECORD	PCT. RANK	GAMES	SCHEDULE	OF SCHEDULE	RPI	RPI	RPI	RPI
DIV. I ONLY	12- 4	52	8- 2	223	155	81	81	10	10	
DIV. I NON-CONF.	7- 4	114	4- 3	273	190	140	140	11	11	
TOTALS	RPI 1-25	RPI 26-50	W-L RECORDS	RPI 51-100	RPI 101-150	RPI 150+				
12- 4	0- 0	0- 2	OVERALL	1- 0	2- 2	9- 0				
6- 0	0- 0	0- 0	HOME	1- 0	0- 0	5- 0				
6- 3	0- 0	0- 1	AWAY	0- 0	2- 1	4- 0				
0- 1	0- 0	0- 1	NEUTRAL	0- 0	0- 0	0- 0				
7- 4	0- 0	0- 2	NON-CONFERENCE	0- 0	0- 2	7- 0				
4- 0	0- 0	0- 0	HOME	0- 0	0- 0	4- 0				
3- 3	0- 0	0- 1	AWAY	0- 0	0- 2	3- 0				
0- 1	0- 0	0- 1	NEUTRAL	0- 0	0- 0	0- 0				
5- 0	0- 0	0- 0	CONFERENCE	1- 0	2- 0	2- 0				
2- 0	0- 0	0- 0	HOME	1- 0	0- 0	1- 0				
3- 0	0- 0	0- 0	AWAY	0- 0	2- 0	1- 0				
0- 0	0- 0	0- 0	NEUTRAL	0- 0	0- 0	0- 0				

RPI 1-25				RPI 26-50				RPI 51-100				Team's RPI: 81		RPI 101+			
RPI	S	Opponent	Score	RPI	S	Opponent	Score	RPI	S	Opponent	Score			RPI	S	Opponent	Score
				35	A	Drake	86 95	87	H	Ohio	88 80			109	A	Toledo	77 73
				42	N	South Dakota	83 97							114	A	Iowa St.	89 97
														116	A	Western Ill.	79 83
														144	A	Kent St.	98 97
														184	H	Milwaukee	114 104
														220	A	Bowling Green	89 76
														230	A	Bradley	81 51
														262	H	SIUE	97 78
														273	H	Eastern Mich.	85 73
														287	A	Loyola Chicago	90 70
														299	H	Illinois St.	108 66
														300	A	UMKC	86 75
														327	H	Chicago St.	94 85
LAST 12 Division I GAMES:																	
				220	A	Bowling Green	89 76					109	A	Toledo	77 73		
				273	H	Eastern Mich.	85 73					144	A	Kent St.	98 97		
				300	A	UMKC	86 75					87	H	Ohio	88 80		
				42	N	South Dakota	83 97					230	A	Bradley	81 51		
				262	H	SIUE	97 78					35	A	Drake	86 95		
				114	A	Iowa St.	89 97					299	H	Illinois St.	108 66		

Non-Div I Games:

Northern Ill.

Average RPI Win:	248	WON-LOST	WINNING	LAST 10	STRENGTH OF	OPP. STRENGTH	TEAM	ADJ.	CONF.	ADJ CONF.
Average RPI Loss:	169	RECORD	PCT. RANK	GAMES	SCHEDULE	OF SCHEDULE	RPI	RPI	RPI	RPI
DIV. I ONLY	4- 12	288	3- 7	107	337	264	264	22	22	
DIV. I NON-CONF.	3- 8	262	2- 5	165	333	278	278	21	21	
TOTALS	RPI 1-25	RPI 26-50	W-L RECORDS	RPI 51-100	RPI 101-150	RPI 150+				
4- 12	0- 0	0- 1	OVERALL	0- 2	1- 0	3- 9				
2- 5	0- 0	0- 0	HOME	0- 0	0- 0	2- 5				
0- 6	0- 0	0- 1	AWAY	0- 1	0- 0	0- 3				
2- 1	0- 0	0- 0	NEUTRAL	0- 0	1- 0	1- 1				
3- 8	0- 0	0- 0	NON-CONFERENCE	0- 2	1- 0	2- 6				
1- 3	0- 0	0- 0	HOME	0- 0	0- 0	1- 3				
0- 4	0- 0	0- 0	AWAY	0- 2	0- 0	0- 2				
2- 1	0- 0	0- 0	NEUTRAL	0- 0	1- 0	1- 1				
1- 4	0- 0	0- 1	CONFERENCE	0- 0	0- 0	1- 3				
1- 2	0- 0	0- 0	HOME	0- 0	0- 0	1- 2				
0- 2	0- 0	0- 1	AWAY	0- 0	0- 0	0- 1				
0- 0	0- 0	0- 0	NEUTRAL	0- 0	0- 0	0- 0				

RPI 1-25				RPI 26-50				RPI 51-100				RPI 101+				Team's RPI: 264	
RPI	S	Opponent	Score	RPI	S	Opponent	Score	RPI	S	Opponent	Score	RPI	S	Opponent	Score		
				29	A	Green Bay	39 70	65	A	Indiana	49 100	128	N	Southern Miss.	58 53		
								87	A	Ohio	41 58	159	H	Wright St.	63 70		
												164	A	Indiana St.	38 58		
												173	H	Cleveland St.	54 58		
												184	A	Milwaukee	44 72		
												188	H	Stetson	45 54		
												213	N	Portland St.	54 77		
												216	H	ETSU	62 56		
												223	H	Miami (OH)	50 60		
												246	H	Murray St.	69 72		
												293	A	Tennessee Tech	40 55		
												317	N	Arkansas St.	83 78		
												329	H	Youngstown St.	87 81		
LAST 12 Division I GAMES:																	
184	A	Milwaukee	44 72	159	H	Wright St.	63 70										
29	A	Green Bay	39 70	329	H	Youngstown St.	87 81										
128	N	Southern Miss.	58 53	173	H	Cleveland St.	54 58										
317	N	Arkansas St.	83 78	65	A	Indiana	49 100										
213	N	Portland St.	54 77	293	A	Tennessee Tech	40 55										
246	H	Murray St.	69 72	188	H	Stetson	45 54										

Non-Div I Games: Ind.-East

66 46

Northern Ky.

■ Loss,
 ■ Non-Conf,
 ■ S Site,
 ■ H Home
 ■ A Away
 N Neutral

Northwestern

Through Games Of Jan. 15, 2017

Average RPI Win:	165	WON-LOST	WINNING	LAST 10	STRENGTH OF	OPP. STRENGTH	TEAM	ADJ.	CONF.	ADJ CONF.
Average RPI Loss:	44	RECORD	PCT. RANK	GAMES	SCHEDULE	OF SCHEDULE	RPI	RPI	RPI	RPI
DIV. I ONLY	14- 4	31	7- 3	100	77	50	50	6	6	
DIV. I NON-CONF.	11- 2	25	6- 1	192	114	55	55	6	6	
TOTALS	RPI 1-25	RPI 26-50	W-L RECORDS	RPI 51-100	RPI 101-150	RPI 150+				
14- 4	0- 1	0- 2	OVERALL	3- 0	5- 1	6- 0				
11- 1	0- 0	0- 1	HOME	3- 0	4- 0	4- 0				
3- 3	0- 1	0- 1	AWAY	0- 0	1- 1	2- 0				
0- 0	0- 0	0- 0	NEUTRAL	0- 0	0- 0	0- 0				
11- 2	0- 1	0- 0	NON-CONFERENCE	2- 0	4- 1	5- 0				
9- 0	0- 0	0- 0	HOME	2- 0	3- 0	4- 0				
2- 2	0- 1	0- 0	AWAY	0- 0	1- 1	1- 0				
0- 0	0- 0	0- 0	NEUTRAL	0- 0	0- 0	0- 0				
3- 2	0- 0	0- 2	CONFERENCE	1- 0	1- 0	1- 0				
2- 1	0- 0	0- 1	HOME	1- 0	1- 0	0- 0				
1- 1	0- 0	0- 1	AWAY	0- 0	0- 0	1- 0				
0- 0	0- 0	0- 0	NEUTRAL	0- 0	0- 0	0- 0				

RPI 1-25				RPI 26-50				Team's RPI: 50	RPI 51-100				RPI 101+			
RPI	S	Opponent	Score	RPI	S	Opponent	Score		RPI	S	Opponent	Score	RPI	S	Opponent	Score
15	A	DePaul	66 89	26	A	Maryland	65 96		65	H	Indiana	80 67	104	A	Gonzaga	56 67
				30	H	Ohio St.	87 94		70	H	Florida	73 68	105	H	Oral Roberts	64 55
									84	H	Virginia	69 60	107	H	Purdue	76 60
													113	H	Hampton	67 48
													121	A	Santa Clara	87 75
													149	H	Missouri St.	75 52
													151	A	Nebraska	62 58
													184	A	Milwaukee	65 63
													258	H	Evansville	88 66
													270	H	UT Martin	82 59
													308	H	Ill.-Chicago	88 44
													327	H	Chicago St.	75 42
LAST 12 Division I GAMES:																
107	H	Purdue	76 60	65	H	Indiana	80 67									
151	A	Nebraska	62 58	26	A	Maryland	65 96									
270	H	UT Martin	82 59	30	H	Ohio St.	87 94									
104	A	Gonzaga	56 67	184	A	Milwaukee	65 63									
121	A	Santa Clara	87 75	327	H	Chicago St.	75 42									
308	H	Ill.-Chicago	88 44	84	H	Virginia	69 60									

Non-Div I Games:

Northwestern

■ Loss,
■ Non-Conf, S Site,
■ Home
■ Away
N Neutral

Average RPI Win:	336	WON-LOST	WINNING	LAST 10	STRENGTH OF	OPP. STRENGTH	TEAM	ADJ.	CONF.	ADJ CONF.
Average RPI Loss:	166	RECORD	PCT. RANK	GAMES	SCHEDULE	OF SCHEDULE	RPI	RPI	RPI	RPI
DIV. I ONLY	5- 8	231	4- 5	320	314	301	301	27	27	
DIV. I NON-CONF.	2- 5	259	2- 3	190	234	275	275	26	26	
TOTALS	RPI 1-25	RPI 26-50	W-L RECORDS	RPI 51-100	RPI 101-150	RPI 150+				
5- 8	0- 2	0- 0	OVERALL	0- 1	0- 0	5- 5				
4- 2	0- 0	0- 0	HOME	0- 0	0- 0	4- 2				
1- 6	0- 2	0- 0	AWAY	0- 1	0- 0	1- 3				
0- 0	0- 0	0- 0	NEUTRAL	0- 0	0- 0	0- 0				
2- 5	0- 2	0- 0	NON-CONFERENCE	0- 1	0- 0	2- 2				
2- 1	0- 0	0- 0	HOME	0- 0	0- 0	2- 1				
0- 4	0- 2	0- 0	AWAY	0- 1	0- 0	0- 1				
0- 0	0- 0	0- 0	NEUTRAL	0- 0	0- 0	0- 0				
3- 3	0- 0	0- 0	CONFERENCE	0- 0	0- 0	3- 3				
2- 1	0- 0	0- 0	HOME	0- 0	0- 0	2- 1				
1- 2	0- 0	0- 0	AWAY	0- 0	0- 0	1- 2				
0- 0	0- 0	0- 0	NEUTRAL	0- 0	0- 0	0- 0				

RPI 1-25				RPI 26-50				RPI 51-100				RPI 101+ Team's RPI: 301			
RPI	S	Opponent	Score	RPI	S	Opponent	Score	RPI	S	Opponent	Score	RPI	S	Opponent	Score
4	A	Mississippi St.	30 106					97	A	Arkansas	36 65	156	A	Central Ark.	43 76
14	A	Texas	39 86									211	A	Memphis	38 54
												255	H	McNeese	63 68
												285	H	Mississippi Val.	64 68
												302	A	A&M-Corpus Christi	51 60
												313	H	Nicholls St.	75 58
												339	H	La.-Monroe	67 65
												341	H	Jackson St.	83 65
												342	A	Incarnate Word	76 74
												343	H	Sam Houston St.	78 51
LAST 12 Division I GAMES:															
342	A	Incarnate Word	76 74	343	H	Sam Houston St.	78 51								
156	A	Central Ark.	43 76	313	H	Nicholls St.	75 58								
255	H	McNeese	63 68	302	A	A&M-Corpus Christi	51 60								
4	A	Mississippi St.	30 106	339	H	La.-Monroe	67 65								
97	A	Arkansas	36 65	211	A	Memphis	38 54								
341	H	Jackson St.	83 65	285	H	Mississippi Val.	64 68								

Non-Div I Games: LeTourneau 80 68 Louisiana Col. 113 65 LSU-Alexandria 97 76 Central Baptist 93 42 Northwestern St.

Average RPI Win:	89	WON-LOST	WINNING	LAST 10	STRENGTH OF	OPP. STRENGTH	TEAM	ADJ.	CONF.	ADJ CONF.
Average RPI Loss:	19	RECORD	PCT. RANK	GAMES	SCHEDULE	OF SCHEDULE	RPI	RPI	RPI	RPI
DIV. I ONLY	16- 2	10	8- 2	2	18	2	2	2	2	2
DIV. I NON-CONF.	12- 1	7	6- 1	2	30	2	2	3	3	3
TOTALS	RPI 1-25	RPI 26-50	W-L RECORDS	RPI 51-100	RPI 101-150	RPI 150+				
16- 2	3- 1	3- 1	OVERALL	5- 0	3- 0	2- 0				
8- 1	1- 1	1- 0	HOME	3- 0	2- 0	1- 0				
7- 1	2- 0	2- 1	AWAY	2- 0	1- 0	0- 0				
1- 0	0- 0	0- 0	NEUTRAL	0- 0	0- 0	1- 0				
12- 1	2- 1	2- 0	NON-CONFERENCE	4- 0	2- 0	2- 0				
6- 1	1- 1	1- 0	HOME	2- 0	1- 0	1- 0				
5- 0	1- 0	1- 0	AWAY	2- 0	1- 0	0- 0				
1- 0	0- 0	0- 0	NEUTRAL	0- 0	0- 0	1- 0				
4- 1	1- 0	1- 1	CONFERENCE	1- 0	1- 0	0- 0				
2- 0	0- 0	0- 0	HOME	1- 0	1- 0	0- 0				
2- 1	1- 0	1- 1	AWAY	0- 0	0- 0	0- 0				
0- 0	0- 0	0- 0	NEUTRAL	0- 0	0- 0	0- 0				

RPI	S	Opponent	Score	RPI	S	Opponent	Score	RPI	S	Opponent	Score	RPI	S	Opponent	Score
1	H	UConn	61 72	29	H	Green Bay	71 67	66	H	Wake Forest	92 72	109	A	Toledo	85 68
5	H	Washington	71 60	36	A	North Carolina St.	62 70	67	A	Iowa	73 58	125	H	TCU	92 59
15	A	DePaul	75 61	40	A	Michigan St.	79 61	91	H	Central Mich.	107 47	127	H	Pittsburgh	86 54
16	A	Miami (FL)	67 55	49	A	Georgia Tech	55 38	95	H	Fordham	67 36	179	N	Louisiana	91 51
								100	A	Chattanooga	79 58	316	H	Valparaiso	114 54
LAST 12 Division I GAMES:															
				49	A	Georgia Tech	55 38	127	H	Pittsburgh	86 54				
				36	A	North Carolina St.	62 70	16	A	Miami (FL)	67 55				
				100	A	Chattanooga	79 58	66	H	Wake Forest	92 72				
				40	A	Michigan St.	79 61	1	H	UConn	61 72				
				109	A	Toledo	85 68	316	H	Valparaiso	114 54				
				15	A	DePaul	75 61	67	A	Iowa	73 58				

Non-Div I Games:

Notre Dame

Average RPI Win: 288		WON-LOST	WINNING	LAST 10	STRENGTH OF	OPP. STRENGTH	TEAM	ADJ.	CONF.	ADJ CONF.
Average RPI Loss: 85		RECORD	PCT. RANK	GAMES	SCHEDULE	OF SCHEDULE	RPI	RPI	RPI	RPI
DIV. I ONLY		7- 7	160	5- 5	232	175	185	185	22	22
DIV. I NON-CONF.		4- 5	197	3- 3	249	125	189	189	21	21
TOTALS	RPI 1-25	RPI 26-50		W-L RECORDS		RPI 51-100	RPI 101-150		RPI 150+	
7- 7	0- 0	0- 3		OVERALL		0- 2	0- 1		7- 1	
4- 2	0- 0	0- 0		HOME		0- 0	0- 1		4- 1	
3- 5	0- 0	0- 3		AWAY		0- 2	0- 0		3- 0	
0- 0	0- 0	0- 0		NEUTRAL		0- 0	0- 0		0- 0	
4- 5	0- 0	0- 2		NON-CONFERENCE		0- 2	0- 1		4- 0	
2- 1	0- 0	0- 0		HOME		0- 0	0- 1		2- 0	
2- 4	0- 0	0- 2		AWAY		0- 2	0- 0		2- 0	
0- 0	0- 0	0- 0		NEUTRAL		0- 0	0- 0		0- 0	
3- 2	0- 0	0- 1		CONFERENCE		0- 0	0- 0		3- 1	
2- 1	0- 0	0- 0		HOME		0- 0	0- 0		2- 1	
1- 1	0- 0	0- 1		AWAY		0- 0	0- 0		1- 0	
0- 0	0- 0	0- 0		NEUTRAL		0- 0	0- 0		0- 0	

RPI 1-25				RPI 26-50				RPI 51-100				RPI 101+				Team's RPI: 185	
RPI	S	Opponent	Score	RPI	S	Opponent	Score	RPI	S	Opponent	Score	RPI	S	Opponent	Score		
				29	A	Green Bay	47 89	65	A	Indiana	59 84	146	H	Ball St.	59 66		
				32	A	Michigan	63 101	91	A	Central Mich.	67 70	184	A	Milwaukee	75 73		
				40	A	Michigan St.	74 81					189	H	Detroit	71 80		
												267	H	North Dakota St.	95 66		
												291	H	Vermont	79 55		
												308	H	Ill.-Chicago	81 58		
												316	H	Valparaiso	104 63		
												323	A	Fort Wayne	82 61		
												327	A	Chicago St.	80 60		
LAST 12 Division I GAMES:																	
				316	H	Valparaiso	104 63	29	A	Green Bay	47 89						
				308	H	Ill.-Chicago	81 58	184	A	Milwaukee	75 73						
				291	H	Vermont	79 55	189	H	Detroit	71 80						
				65	A	Indiana	59 84	40	A	Michigan St.	74 81						
				146	H	Ball St.	59 66	327	A	Chicago St.	80 60						
				267	H	North Dakota St.	95 66	91	A	Central Mich.	67 70						

Non-Div I Games:	Concordia (MI)	99	32	Marygrove	126	31
------------------	----------------	----	----	-----------	-----	----

Oakland

■ Loss, ■ Non-Conf, S Site, H Home A Away N Neutral

Average RPI Win:	188	WON-LOST	WINNING	LAST 10	STRENGTH OF	OPP. STRENGTH	TEAM	ADJ.	CONF.	ADJ CONF.
Average RPI Loss:	140	RECORD	PCT. RANK	GAMES	SCHEDULE	OF SCHEDULE	RPI	RPI	RPI	RPI
DIV. I ONLY	12- 4	52	6- 4	212	110	87	87	10	10	
DIV. I NON-CONF.	9- 2	37	5- 2	259	137	80	80	11	11	
TOTALS	RPI 1-25	RPI 26-50	W-L RECORDS	RPI 51-100	RPI 101-150	RPI 150+				
12- 4	0- 0	0- 1	OVERALL	3- 1	1- 1	8- 1				
7- 1	0- 0	0- 0	HOME	1- 0	1- 1	5- 0				
5- 3	0- 0	0- 1	AWAY	2- 1	0- 0	3- 1				
0- 0	0- 0	0- 0	NEUTRAL	0- 0	0- 0	0- 0				
9- 2	0- 0	0- 1	NON-CONFERENCE	2- 0	1- 0	6- 1				
6- 0	0- 0	0- 0	HOME	0- 0	1- 0	5- 0				
3- 2	0- 0	0- 1	AWAY	2- 0	0- 0	1- 1				
0- 0	0- 0	0- 0	NEUTRAL	0- 0	0- 0	0- 0				
3- 2	0- 0	0- 0	CONFERENCE	1- 1	0- 1	2- 0				
1- 1	0- 0	0- 0	HOME	1- 0	0- 1	0- 0				
2- 1	0- 0	0- 0	AWAY	0- 1	0- 0	2- 0				
0- 0	0- 0	0- 0	NEUTRAL	0- 0	0- 0	0- 0				

RPI S	Opponent	Score	RPI S	Opponent	Score	RPI S	Opponent	Score	RPI S	Opponent	Score
			32	A Michigan	46 69	63	H Buffalo	83 55	129	H Duquesne	64 46
						71	A Middle Tenn.	73 52	144	H Kent St.	65 68
						81	A Northern Ill.	80 88	182	H Illinois	80 68
						89	A IUPUI	71 65	192	H Binghamton	63 55
									200	A Akron	85 69
									220	A Bowling Green	69 58
									246	H Murray St.	79 70
									264	H Northern Ky.	58 41
									270	H UT Martin	72 55
									304	A N.C. A&T	57 63
									335	A High Point	76 48
LAST 12 Division I GAMES:											
			63	H Buffalo	83 55	144	H Kent St.	65 68			
			220	A Bowling Green	69 58	200	A Akron	85 69			
			304	A N.C. A&T	57 63	81	A Northern Ill.	80 88			
			182	H Illinois	80 68	89	A IUPUI	71 65			
			192	H Binghamton	63 55	129	H Duquesne	64 46			
			32	A Michigan	46 69	71	A Middle Tenn.	73 52			

Non-Div I Games:

Ohio

Average RPI Win: 148		WON-LOST	WINNING	LAST 10	STRENGTH OF	OPP. STRENGTH	TEAM	ADJ.	CONF.	ADJ CONF.
Average RPI Loss: 14		RECORD	PCT. RANK	GAMES	SCHEDULE	OF SCHEDULE	RPI	RPI	RPI	RPI
DIV. I ONLY		15- 5	52	8- 2	26	32	30	30	6	6
DIV. I NON-CONF.		10- 4	80	5- 1	60	42	69	69	6	6
<hr/>										
TOTALS	RPI 1-25		RPI 26-50		W-L RECORDS		RPI 51-100		RPI 101-150	RPI 150+
15- 5	0- 4		4- 1		OVERALL		1- 0		3- 0	7- 0
10- 2	0- 2		2- 0		HOME		0- 0		1- 0	7- 0
3- 2	0- 1		1- 1		AWAY		1- 0		1- 0	0- 0
2- 1	0- 1		1- 0		NEUTRAL		0- 0		1- 0	0- 0
10- 4	0- 4		1- 0		NON-CONFERENCE		0- 0		2- 0	7- 0
8- 2	0- 2		0- 0		HOME		0- 0		1- 0	7- 0
0- 1	0- 1		0- 0		AWAY		0- 0		0- 0	0- 0
2- 1	0- 1		1- 0		NEUTRAL		0- 0		1- 0	0- 0
5- 1	0- 0		3- 1		CONFERENCE		1- 0		1- 0	0- 0
2- 0	0- 0		2- 0		HOME		0- 0		0- 0	0- 0
3- 1	0- 0		1- 1		AWAY		1- 0		1- 0	0- 0
0- 0	0- 0		0- 0		NEUTRAL		0- 0		0- 0	0- 0

RPI S	Opponent	Score	RPI S	Opponent	Score	Team's RPI: 30	RPI S	Opponent	Score	RPI S	Opponent	Score
1	A UConn	63 82	32	H Michigan	96 87		65	A Indiana	92 82	107	A Purdue	61 56
3	H South Carolina	80 92	40	A Michigan St.	75 94					108	N FGCU	79 66
9	N Baylor	68 85	44	N Syracuse	77 72					129	H Duquesne	89 69
16	H Miami (FL)	89 94	46	H Minnesota	87 62					161	H Cincinnati	80 38
			50	A Northwestern	94 87					173	H Cleveland St.	96 78
										178	H Southern U.	108 73
										221	H Alabama St.	118 61
										253	H Canisius	89 56
										324	H Winthrop	88 48
										334	H LIU Brooklyn	113 54
LAST 12 Division I GAMES:												
50	A Northwestern	94 87	107	A Purdue	61 56							
65	A Indiana	92 82	40	A Michigan St.	75 94							
46	H Minnesota	87 62	32	H Michigan	96 87							
324	H Winthrop	88 48	253	H Canisius	89 56							
1	A UConn	63 82	178	H Southern U.	108 73							
221	H Alabama St.	118 61	161	H Cincinnati	80 38							

Non-Div I Games:

Ohio St.

■ Loss,
■ Non-Conf, S Site,
■ Home
■ Away
N Neutral

Average RPI Win:	118	WON-LOST	WINNING	LAST 10	STRENGTH OF	OPP. STRENGTH	TEAM	ADJ.	CONF.	ADJ CONF.
Average RPI Loss:	59	RECORD	PCT. RANK	GAMES	SCHEDULE	OF SCHEDULE	RPI	RPI	RPI	RPI
DIV. I ONLY	14- 4	31	8- 2	31	29	23	23	4	4	
DIV. I NON-CONF.	9- 3	62	4- 2	38	84	44	44	4	4	
TOTALS	RPI 1-25	RPI 26-50	W-L RECORDS	RPI 51-100	RPI 101-150	RPI 150+				
14- 4	1- 1	2- 1	OVERALL	2- 1	5- 1	4- 0				
9- 1	1- 0	2- 0	HOME	1- 0	2- 1	3- 0				
3- 2	0- 1	0- 0	AWAY	1- 1	2- 0	0- 0				
2- 1	0- 0	0- 1	NEUTRAL	0- 0	1- 0	1- 0				
9- 3	0- 1	1- 1	NON-CONFERENCE	2- 0	2- 1	4- 0				
6- 1	0- 0	1- 0	HOME	1- 0	1- 1	3- 0				
1- 1	0- 1	0- 0	AWAY	1- 0	0- 0	0- 0				
2- 1	0- 0	0- 1	NEUTRAL	0- 0	1- 0	1- 0				
5- 1	1- 0	1- 0	CONFERENCE	0- 1	3- 0	0- 0				
3- 0	1- 0	1- 0	HOME	0- 0	1- 0	0- 0				
2- 1	0- 0	0- 0	AWAY	0- 1	2- 0	0- 0				
0- 0	0- 0	0- 0	NEUTRAL	0- 0	0- 0	0- 0				

RPI 1-25				RPI 26-50				RPI 51-100				RPI 101+			
RPI	S	Opponent	Score	RPI	S	Opponent	Score	RPI	S	Opponent	Score	RPI	S	Opponent	Score
12	H	Kansas St.	85 80	28	H	Texas Tech	66 45	58	H	Little Rock	68 58	103	H	Colorado St.	70 55
17	A	Kentucky	68 82	41	H	South Dakota St.	74 60	69	A	West Virginia	73 83	105	H	Oral Roberts	67 74
				43	N	California	74 82	80	A	BYU	68 61	114	A	Iowa St.	67 57
												119	A	Kansas	84 54
												125	H	TCU	87 72
												137	N	Xavier	81 69
												166	H	Tulsa	85 68
												204	H	Southern Ill.	80 48
												213	N	Portland St.	74 60
												248	H	UTRGV	92 59
LAST 12 Division I GAMES:															
12	H	Kansas St.	85 80	28	H	Texas Tech	66 45								
125	H	TCU	87 72	114	A	Iowa St.	67 57								
119	A	Kansas	84 54	69	A	West Virginia	73 83								
213	N	Portland St.	74 60	166	H	Tulsa	85 68								
43	N	California	74 82	248	H	UTRGV	92 59								
137	N	Xavier	81 69	105	H	Oral Roberts	67 74								

Non-Div I Games:

Oklahoma

■ Loss,
■ Non-Conf, S Site,
■ Home
■ Away
N Neutral

Average RPI Win:	151	WON-LOST	WINNING	LAST 10	STRENGTH OF	OPP. STRENGTH	TEAM	ADJ.	CONF.	ADJ CONF.
Average RPI Loss:	14	RECORD	PCT. RANK	GAMES	SCHEDULE	OF SCHEDULE	RPI	RPI	RPI	RPI
DIV. I ONLY	12- 5	75	5- 5	27	37	39	39	4	4	
DIV. I NON-CONF.	10- 1	18	5- 1	67	118	12	12	4	4	
TOTALS	RPI 1-25	RPI 26-50	W-L RECORDS	RPI 51-100	RPI 101-150	RPI 150+				
12- 5	0- 4	0- 1	OVERALL	4- 0	3- 0	5- 0				
8- 2	0- 2	0- 0	HOME	2- 0	1- 0	5- 0				
2- 2	0- 1	0- 1	AWAY	1- 0	1- 0	0- 0				
2- 1	0- 1	0- 0	NEUTRAL	1- 0	1- 0	0- 0				
10- 1	0- 1	0- 0	NON-CONFERENCE	4- 0	1- 0	5- 0				
7- 0	0- 0	0- 0	HOME	2- 0	0- 0	5- 0				
1- 0	0- 0	0- 0	AWAY	1- 0	0- 0	0- 0				
2- 1	0- 1	0- 0	NEUTRAL	1- 0	1- 0	0- 0				
2- 4	0- 3	0- 1	CONFERENCE	0- 0	2- 0	0- 0				
1- 2	0- 2	0- 0	HOME	0- 0	1- 0	0- 0				
1- 2	0- 1	0- 1	AWAY	0- 0	1- 0	0- 0				
0- 0	0- 0	0- 0	NEUTRAL	0- 0	0- 0	0- 0				

RPI 1-25				RPI 26-50				Team's RPI: 39				RPI 51-100				RPI 101+			
RPI	S	Opponent	Score	RPI	S	Opponent	Score	RPI	S	Opponent	Score	RPI	S	Opponent	Score	RPI	S	Opponent	Score
7	N	Oregon St.	54 73	28	A	Texas Tech	65 70	53	H	UNI	81 57	114	H	Iowa St.	71 59				
9	H	Baylor	50 86					60	A	Washington St.	79 72	121	N	Santa Clara	67 53				
12	H	Kansas St.	43 63					76	N	Long Beach St.	63 57	125	A	TCU	82 67				
14	A	Texas	35 66					90	H	Georgia	71 51	163	H	Rice	65 51				
												209	H	Tennessee St.	86 48				
												236	H	Loyola Marymount	66 58				
												248	H	UTRGV	86 53				
												317	H	Arkansas St.	76 34				
LAST 12 Division I GAMES:																			
				125	A	TCU	82 67	12	H	Kansas St.	43 63								
				28	A	Texas Tech	65 70	14	A	Texas	35 66								
				114	H	Iowa St.	71 59	9	H	Baylor	50 86								
				7	N	Oregon St.	54 73	248	H	UTRGV	86 53								
				76	N	Long Beach St.	63 57	90	H	Georgia	71 51								
				121	N	Santa Clara	67 53	163	H	Rice	65 51								

Non-Div I Games:

Oklahoma St.

Average RPI Win:	208	WON-LOST	WINNING	LAST 10	STRENGTH OF	OPP. STRENGTH	TEAM	ADJ.	CONF.	ADJ CONF.
Average RPI Loss:	102	RECORD	PCT. RANK	GAMES	SCHEDULE	OF SCHEDULE	RPI	RPI	RPI	RPI
DIV. I ONLY	8- 9	181	4- 6	63	199	134	134	15	15	
DIV. I NON-CONF.	5- 6	186	2- 4	59	158	155	155	16	16	
TOTALS	RPI 1-25	RPI 26-50	W-L RECORDS	RPI 51-100	RPI 101-150	RPI 150+				
8- 9	0- 2	0- 1	OVERALL	0- 2	2- 2	6- 2				
6- 2	0- 0	0- 0	HOME	0- 1	2- 1	4- 0				
2- 5	0- 2	0- 0	AWAY	0- 0	0- 1	2- 2				
0- 2	0- 0	0- 1	NEUTRAL	0- 1	0- 0	0- 0				
5- 6	0- 2	0- 1	NON-CONFERENCE	0- 1	2- 1	3- 1				
5- 1	0- 0	0- 0	HOME	0- 0	2- 1	3- 0				
0- 3	0- 2	0- 0	AWAY	0- 0	0- 0	0- 1				
0- 2	0- 0	0- 1	NEUTRAL	0- 1	0- 0	0- 0				
3- 3	0- 0	0- 0	CONFERENCE	0- 1	0- 1	3- 1				
1- 1	0- 0	0- 0	HOME	0- 1	0- 0	1- 0				
2- 2	0- 0	0- 0	AWAY	0- 0	0- 1	2- 1				
0- 0	0- 0	0- 0	NEUTRAL	0- 0	0- 0	0- 0				

RPI 1-25				RPI 26-50				RPI 51-100				RPI 101+ Team's RPI: 134			
RPI	S	Opponent	Score	RPI	S	Opponent	Score	RPI	S	Opponent	Score	RPI	S	Opponent	Score
8	A	Duke	64 92	44	N	Syracuse	66 92	72	N	Dayton	69 77	101	H	William & Mary	58 69
16	A	Miami (FL)	56 66					96	H	Western Ky.	62 67	113	H	Hampton	61 58
												128	A	Southern Miss.	69 84
												147	H	VCU	70 60
												163	A	Rice	59 47
												198	A	Louisiana Tech	69 64
												216	A	ETSU	60 70
												217	H	Dartmouth	82 56
												229	H	Marshall	73 69
												239	A	North Texas	55 65
												261	H	Norfolk St.	65 54
												336	H	N.C. Central	83 52
LAST 12 Division I GAMES:															
229	H	Marshall	73 69	198	A	Louisiana Tech	69 64								
239	A	North Texas	55 65	128	A	Southern Miss.	69 84								
163	A	Rice	59 47	96	H	Western Ky.	62 67								
216	A	ETSU	60 70	113	H	Hampton	61 58								
72	N	Dayton	69 77	147	H	VCU	70 60								
44	N	Syracuse	66 92	16	A	Miami (FL)	56 66								

Non-Div I Games:

Old Dominion

Average RPI Win:	230	WON-LOST	WINNING	LAST 10	STRENGTH OF	OPP. STRENGTH	TEAM	ADJ.	CONF.	ADJ CONF.
Average RPI Loss:	67	RECORD	PCT. RANK	GAMES	SCHEDULE	OF SCHEDULE	RPI	RPI	RPI	RPI
DIV. I ONLY	13- 4	43	7- 3	226	176	99	99	3	3	
DIV. I NON-CONF.	11- 2	25	6- 2	325	277	134	134	2	2	
TOTALS	RPI 1-25	RPI 26-50	W-L RECORDS	RPI 51-100	RPI 101-150	RPI 150+				
13- 4	1- 1	1- 0	OVERALL	1- 2	1- 1	9- 0				
12- 0	1- 0	1- 0	HOME	1- 0	1- 0	8- 0				
0- 4	0- 1	0- 0	AWAY	0- 2	0- 1	0- 0				
1- 0	0- 0	0- 0	NEUTRAL	0- 0	0- 0	1- 0				
11- 2	0- 0	1- 0	NON-CONFERENCE	0- 2	1- 0	9- 0				
10- 0	0- 0	1- 0	HOME	0- 0	1- 0	8- 0				
0- 2	0- 0	0- 0	AWAY	0- 2	0- 0	0- 0				
1- 0	0- 0	0- 0	NEUTRAL	0- 0	0- 0	1- 0				
2- 2	1- 1	0- 0	CONFERENCE	1- 0	0- 1	0- 0				
2- 0	1- 0	0- 0	HOME	1- 0	0- 0	0- 0				
0- 2	0- 1	0- 0	AWAY	0- 0	0- 1	0- 0				
0- 0	0- 0	0- 0	NEUTRAL	0- 0	0- 0	0- 0				

RPI 1-25				RPI 26-50				RPI 51-100				RPI 101+			
RPI	S	Opponent	Score	RPI	S	Opponent	Score	RPI	S	Opponent	Score	RPI	S	Opponent	Score
19	H	Tennessee	67 62	47	H	Oregon	83 67	55	A	UNLV	57 64	124	A	Alabama	80 90
21	A	Auburn	60 83					69	A	West Virginia	61 66	147	H	VCU	77 57
								97	H	Arkansas	73 64	197	N	Wisconsin	69 44
												272	H	Austin Peay	66 38
												285	H	Mississippi Val.	67 30
												294	H	Lipscomb	76 49
												297	H	Jacksonville St.	68 50
												325	H	Southeastern La.	81 31
												335	H	High Point	73 62
												339	H	La.-Monroe	97 40
												341	H	Jackson St.	89 41
LAST 12 Division I GAMES:															
97	H	Arkansas	73 64	19	H	Tennessee	67 62								
285	H	Mississippi Val.	67 30	21	A	Auburn	60 83								
272	H	Austin Peay	66 38	124	A	Alabama	80 90								
147	H	VCU	77 57	69	A	West Virginia	61 66								
47	H	Oregon	83 67	341	H	Jackson St.	89 41								
339	H	La.-Monroe	97 40	55	A	UNLV	57 64								

Non-Div I Games:

Ole Miss

■ Loss,
 ■ Non-Conf, S Site,
 ■ Home
 ■ Away
 N Neutral

Average RPI Win:	225	WON-LOST	WINNING	LAST 10	STRENGTH OF	OPP. STRENGTH	TEAM	ADJ.	CONF.	ADJ CONF.
Average RPI Loss:	86	RECORD	PCT. RANK	GAMES	SCHEDULE	OF SCHEDULE	RPI	RPI	RPI	RPI
DIV. I ONLY	6- 10	232	1- 1	74	174	162	162	11	11	
DIV. I NON-CONF.	5- 6	186	1- 1	184	196	159	159	10	10	
TOTALS	RPI 1-25	RPI 26-50	W-L RECORDS	RPI 51-100	RPI 101-150	RPI 150+				
6- 10	0- 1	0- 3	OVERALL	1- 0	0- 5	5- 1				
3- 4	0- 1	0- 1	HOME	1- 0	0- 2	2- 0				
2- 6	0- 0	0- 2	AWAY	0- 0	0- 3	2- 1				
1- 0	0- 0	0- 0	NEUTRAL	0- 0	0- 0	1- 0				
5- 6	0- 1	0- 1	NON-CONFERENCE	0- 0	0- 3	5- 1				
2- 1	0- 1	0- 0	HOME	0- 0	0- 0	2- 0				
2- 5	0- 0	0- 1	AWAY	0- 0	0- 3	2- 1				
1- 0	0- 0	0- 0	NEUTRAL	0- 0	0- 0	1- 0				
1- 4	0- 0	0- 2	CONFERENCE	1- 0	0- 2	0- 0				
1- 3	0- 0	0- 1	HOME	1- 0	0- 2	0- 0				
0- 1	0- 0	0- 1	AWAY	0- 0	0- 0	0- 0				
0- 0	0- 0	0- 0	NEUTRAL	0- 0	0- 0	0- 0				

RPI S	Opponent	Score	RPI S	Opponent	Score	RPI S	Opponent	Score	RPI S	Opponent	Score	Team's RPI: 162
12	H Kansas St.	57 70	38	A Creighton	45 82	89	H IUPUI	64 44	103	A Colorado St.	42 69	
			41	A South Dakota St.	64 76				105	H Oral Roberts	65 67	
			42	H South Dakota	52 60				112	A UCF	41 81	
									116	H Western Ill.	74 78	
									136	A Abilene Christian	66 73	
									151	A Nebraska	58 66	
									164	H Indiana St.	72 45	
									206	H Wofford	89 64	
									239	N North Texas	85 57	
									300	A UMKC	80 57	
									349	A Florida A&M	70 50	
LAST 12 Division I GAMES:												
116	H Western Ill.	74 78	239	N North Texas	85 57							
41	A South Dakota St.	64 76	136	A Abilene Christian	66 73							
89	H IUPUI	64 44	42	H South Dakota	52 60							
105	H Oral Roberts	65 67	300	A UMKC	80 57							
112	A UCF	41 81	38	A Creighton	45 82							
349	A Florida A&M	70 50	12	H Kansas St.	57 70							

Non-Div I Games: Lincoln (MO) 98 49 York (NE) 106 37

Omaha

Loss, Non-Conf, S Site, H Home A Away N Neutral

Oral Roberts

Through Games Of Jan. 15, 2017

Average RPI Win:	190	WON-LOST	WINNING	LAST 10	STRENGTH OF	OPP. STRENGTH	TEAM	ADJ.	CONF.	ADJ CONF.
Average RPI Loss:	65	RECORD	PCT. RANK	GAMES	SCHEDULE	OF SCHEDULE	RPI	RPI	RPI	RPI
DIV. I ONLY	8- 8	160	5- 4	109	45	105	105	11	11	
DIV. I NON-CONF.	6- 5	149	4- 2	141	4	81	81	10	10	
TOTALS	RPI 1-25	RPI 26-50	W-L RECORDS	RPI 51-100	RPI 101-150	RPI 150+				
8- 8	1- 1	0- 3	OVERALL	1- 2	1- 2	5- 0				
4- 2	0- 0	0- 2	HOME	0- 0	1- 0	3- 0				
4- 6	1- 1	0- 1	AWAY	1- 2	0- 2	2- 0				
0- 0	0- 0	0- 0	NEUTRAL	0- 0	0- 0	0- 0				
6- 5	1- 1	0- 1	NON-CONFERENCE	1- 2	1- 1	3- 0				
3- 0	0- 0	0- 0	HOME	0- 0	1- 0	2- 0				
3- 5	1- 1	0- 1	AWAY	1- 2	0- 1	1- 0				
0- 0	0- 0	0- 0	NEUTRAL	0- 0	0- 0	0- 0				
2- 3	0- 0	0- 2	CONFERENCE	0- 0	0- 1	2- 0				
1- 2	0- 0	0- 2	HOME	0- 0	0- 0	1- 0				
1- 1	0- 0	0- 0	AWAY	0- 0	0- 1	1- 0				
0- 0	0- 0	0- 0	NEUTRAL	0- 0	0- 0	0- 0				

RPI 1-25				RPI 26-50				RPI 51-100				RPI 101+ Team's RPI: 105			
RPI	S	Opponent	Score	RPI	S	Opponent	Score	RPI	S	Opponent	Score	RPI	S	Opponent	Score
23	A	Oklahoma	74 67	41	H	South Dakota St.	57 78	58	A	Little Rock	50 56	116	A	Western Ill.	72 76
24	A	Arizona St.	52 79	42	H	South Dakota	47 69	67	A	Iowa	76 96	119	A	Kansas	56 64
				50	A	Northwestern	55 64	97	A	Arkansas	70 60	149	H	Missouri St.	78 56
												162	A	Omaha	67 65
												166	H	Tulsa	76 68
												270	H	UT Martin	82 53
												323	H	Fort Wayne	82 56
												333	A	Houston Baptist	75 65
LAST 12 Division I GAMES:															
323	H	Fort Wayne	82 56	41	H	South Dakota St.	57 78								
162	A	Omaha	67 65	42	H	South Dakota	47 69								
97	A	Arkansas	70 60	116	A	Western Ill.	72 76								
24	A	Arizona St.	52 79	23	A	Oklahoma	74 67								
270	H	UT Martin	82 53	58	A	Little Rock	50 56								
149	H	Missouri St.	78 56	333	A	Houston Baptist	75 65								

Non-Div I Games: Mid-Amer. Christian98 63 Okla. Sci. & Arts 67 35

Oral Roberts

Loss, Non-Conf, S Site, H Home A Away N Neutral

Average RPI Win:	161	WON-LOST	WINNING	LAST 10	STRENGTH OF	OPP. STRENGTH	TEAM	ADJ.	CONF.	ADJ CONF.
Average RPI Loss:	32	RECORD	PCT. RANK	GAMES	SCHEDULE	OF SCHEDULE	RPI	RPI	RPI	RPI
DIV. I ONLY	12- 6	89	5- 5	40	39	47	47	1	1	
DIV. I NON-CONF.	10- 2	33	5- 1	123	139	45	45	1	1	
TOTALS	RPI 1-25	RPI 26-50	W-L RECORDS	RPI 51-100	RPI 101-150	RPI 150+				
12- 6	0- 4	2- 0	OVERALL	1- 2	3- 0	6- 0				
6- 2	0- 1	1- 0	HOME	0- 1	2- 0	3- 0				
4- 3	0- 2	1- 0	AWAY	1- 1	1- 0	1- 0				
2- 1	0- 1	0- 0	NEUTRAL	0- 0	0- 0	2- 0				
10- 2	0- 1	1- 0	NON-CONFERENCE	0- 1	3- 0	6- 0				
6- 0	0- 0	1- 0	HOME	0- 0	2- 0	3- 0				
2- 1	0- 0	0- 0	AWAY	0- 1	1- 0	1- 0				
2- 1	0- 1	0- 0	NEUTRAL	0- 0	0- 0	2- 0				
2- 4	0- 3	1- 0	CONFERENCE	1- 1	0- 0	0- 0				
0- 2	0- 1	0- 0	HOME	0- 1	0- 0	0- 0				
2- 2	0- 2	1- 0	AWAY	1- 0	0- 0	0- 0				
0- 0	0- 0	0- 0	NEUTRAL	0- 0	0- 0	0- 0				

RPI S	Opponent	Score	RPI S	Opponent	Score	Team's RPI: 47	RPI S	Opponent	Score	RPI S	Opponent	Score
4 N	Mississippi St.	63 75	40 H	Michigan St.	88 55		60 H	Washington St.	59 75	126 H	Lamar University	84 67
5 H	Washington	77 99	43 A	California	69 66		78 A	Southern California	59 53	131 A	Clemson	87 59
10 A	UCLA	63 79					99 A	Ole Miss	67 83	132 H	Idaho	73 70
11 A	Stanford	60 81								160 H	UTSA	77 63
										213 N	Portland St.	90 46
										222 N	San Jose St.	91 62
										241 A	Hawaii	86 49
										251 H	Portland	81 41
										292 H	CSU Bakersfield	77 62
LAST 12 Division I GAMES:												
11 A	Stanford	60 81	10 A	UCLA	63 79							
60 H	Washington St.	59 75	78 A	Southern California	59 53							
5 H	Washington	77 99	43 A	California	69 66							
132 H	Idaho	73 70	131 A	Clemson	87 59							
213 N	Portland St.	90 46	251 H	Portland	81 41							
99 A	Ole Miss	67 83	222 N	San Jose St.	91 62							

Non-Div I Games:

Oregon

Average RPI Win:	111	WON-LOST	WINNING	LAST 10	STRENGTH OF	OPP. STRENGTH	TEAM	ADJ.	CONF.	ADJ CONF.
Average RPI Loss:	24	RECORD	PCT. RANK	GAMES	SCHEDULE	OF SCHEDULE	RPI	RPI	RPI	RPI
DIV. I ONLY	16- 2	10	9- 1	22	23	7	7	1	1	
DIV. I NON-CONF.	11- 1	14	6- 0	81	78	18	18	1	1	
TOTALS	RPI 1-25	RPI 26-50	W-L RECORDS	RPI 51-100	RPI 101-150	RPI 150+				
16- 2	2- 1	3- 1	OVERALL	5- 0	2- 0	4- 0				
8- 1	1- 0	0- 1	HOME	2- 0	1- 0	4- 0				
3- 1	1- 1	1- 0	AWAY	1- 0	0- 0	0- 0				
5- 0	0- 0	2- 0	NEUTRAL	2- 0	1- 0	0- 0				
11- 1	0- 0	2- 1	NON-CONFERENCE	3- 0	2- 0	4- 0				
6- 1	0- 0	0- 1	HOME	1- 0	1- 0	4- 0				
0- 0	0- 0	0- 0	AWAY	0- 0	0- 0	0- 0				
5- 0	0- 0	2- 0	NEUTRAL	2- 0	1- 0	0- 0				
5- 1	2- 1	1- 0	CONFERENCE	2- 0	0- 0	0- 0				
2- 0	1- 0	0- 0	HOME	1- 0	0- 0	0- 0				
3- 1	1- 1	1- 0	AWAY	1- 0	0- 0	0- 0				
0- 0	0- 0	0- 0	NEUTRAL	0- 0	0- 0	0- 0				

RPI	S	Opponent	Score	RPI	S	Opponent	Score	RPI	S	Opponent	Score	RPI	S	Opponent	Score
5	H	Washington	73 70	37	H	Marquette	73 74	55	N	UNLV	62 59	126	H	Lamar University	88 56
10	A	UCLA	56 66	39	N	Oklahoma St.	73 54	60	H	Washington St.	80 58	132	N	Idaho	60 49
11	A	Stanford	72 69	43	A	California	66 56	78	A	Southern California	74 60	187	H	Idaho St.	61 38
				48	N	Quinnipiac	75 60	80	N	BYU	65 56	242	H	Southern Utah	77 38
								88	H	UC Davis	93 52	251	H	Portland	62 45
												330	H	Ark.-Pine Bluff	73 40
LAST 12 Division I GAMES:															
43	A	California	66 56	78	A	Southern California	74 60								
5	H	Washington	73 70	10	A	UCLA	56 66								
60	H	Washington St.	80 58	11	A	Stanford	72 69								
330	H	Ark.-Pine Bluff	73 40	55	N	UNLV	62 59								
39	N	Oklahoma St.	73 54	88	H	UC Davis	93 52								
48	N	Quinnipiac	75 60	242	H	Southern Utah	77 38								

Non-Div I Games:

Oregon St.

Average RPI Win:	204	WON-LOST	WINNING	LAST 10	STRENGTH OF	OPP. STRENGTH	TEAM	ADJ.	CONF.	ADJ CONF.
Average RPI Loss:	103	RECORD	PCT. RANK	GAMES	SCHEDULE	OF SCHEDULE	RPI	RPI	RPI	RPI
DIV. I ONLY	6- 9	224	4- 5	89	131	172	172	14	14	
DIV. I NON-CONF.	2- 7	284	1- 4	39	90	200	200	12	12	
TOTALS	RPI 1-25	RPI 26-50	W-L RECORDS	RPI 51-100	RPI 101-150	RPI 150+				
6- 9	0- 1	0- 1	OVERALL	0- 4	2- 2	4- 1				
3- 6	0- 0	0- 1	HOME	0- 3	1- 2	2- 0				
3- 3	0- 1	0- 0	AWAY	0- 1	1- 0	2- 1				
0- 0	0- 0	0- 0	NEUTRAL	0- 0	0- 0	0- 0				
2- 7	0- 1	0- 1	NON-CONFERENCE	0- 3	0- 2	2- 0				
1- 5	0- 0	0- 1	HOME	0- 2	0- 2	1- 0				
1- 2	0- 1	0- 0	AWAY	0- 1	0- 0	1- 0				
0- 0	0- 0	0- 0	NEUTRAL	0- 0	0- 0	0- 0				
4- 2	0- 0	0- 0	CONFERENCE	0- 1	2- 0	2- 1				
2- 1	0- 0	0- 0	HOME	0- 1	1- 0	1- 0				
2- 1	0- 0	0- 0	AWAY	0- 0	1- 0	1- 1				
0- 0	0- 0	0- 0	NEUTRAL	0- 0	0- 0	0- 0				

RPI 1-25				RPI 26-50				RPI 51-100				RPI 101+ Team's RPI: 172			
RPI	S	Opponent	Score	RPI	S	Opponent	Score	RPI	S	Opponent	Score	RPI	S	Opponent	Score
10	A	UCLA	55 82	37	H	Marquette	75 89	76	A	Long Beach St.	58 66	104	A	Gonzaga	65 63
								79	H	Montana St.	66 72	110	H	Northern Colo.	56 60
								80	H	BYU	55 68	133	H	San Francisco	63 60
								88	H	UC Davis	87 95	150	H	Fresno St.	67 74
												219	H	San Diego	84 64
												222	A	San Jose St.	99 96
												251	A	Portland	84 74
												292	H	CSU Bakersfield	91 61
												297	A	Pepperdine	58 59
LAST 12 Division I GAMES:															
219	H	San Diego	84 64	133	H	San Francisco	63 60								
104	A	Gonzaga	65 63	297	A	Pepperdine	58 59								
251	A	Portland	84 74	80	H	BYU	55 68								
110	H	Northern Colo.	56 60	292	H	CSU Bakersfield	91 61								
150	H	Fresno St.	67 74	37	H	Marquette	75 89								
76	A	Long Beach St.	58 66	79	H	Montana St.	66 72								

Non-Div I Games: UC Merced 111 50 William Jessup 103 65

Pacific

Loss, Non-Conf, S Site, H Home A Away N Neutral

Average RPI Win:	228	WON-LOST	WINNING	LAST 10	STRENGTH OF	OPP. STRENGTH	TEAM	ADJ.	CONF.	ADJ CONF.
Average RPI Loss:	135	RECORD	PCT. RANK	GAMES	SCHEDULE	OF SCHEDULE	RPI	RPI	RPI	RPI
DIV. I ONLY	9- 4	81	8- 2	275	219	141	141	9	9	
DIV. I NON-CONF.	6- 4	126	6- 3	326	155	199	199	9	9	
TOTALS	RPI 1-25	RPI 26-50	W-L RECORDS	RPI 51-100	RPI 101-150	RPI 150+				
9- 4	0- 1	0- 0	OVERALL	0- 0	1- 1	8- 2				
2- 3	0- 0	0- 0	HOME	0- 0	1- 1	1- 2				
7- 1	0- 1	0- 0	AWAY	0- 0	0- 0	7- 0				
0- 0	0- 0	0- 0	NEUTRAL	0- 0	0- 0	0- 0				
6- 4	0- 1	0- 0	NON-CONFERENCE	0- 0	0- 1	6- 2				
0- 3	0- 0	0- 0	HOME	0- 0	0- 1	0- 2				
6- 1	0- 1	0- 0	AWAY	0- 0	0- 0	6- 0				
0- 0	0- 0	0- 0	NEUTRAL	0- 0	0- 0	0- 0				
3- 0	0- 0	0- 0	CONFERENCE	0- 0	1- 0	2- 0				
2- 0	0- 0	0- 0	HOME	0- 0	1- 0	1- 0				
1- 0	0- 0	0- 0	AWAY	0- 0	0- 0	1- 0				
0- 0	0- 0	0- 0	NEUTRAL	0- 0	0- 0	0- 0				

RPI	S	Opponent	Score	RPI	S	Opponent	Score	RPI	S	Opponent	Score	RPI	S	Opponent	Score	Team's RPI: 141
8	A	Duke	55 68									143	H	Yale	66 55	
												148	H	Saint Joseph's	53 57	
												165	A	UC Riverside	71 55	
												191	H	La Salle	56 58	
												192	H	Binghamton	48 61	
												196	A	CSUN	47 36	
												203	H	Brown	86 60	
												205	A	Princeton	62 57	
												214	A	Richmond	47 44	
												271	A	Rhode Island	75 43	
												310	A	Lafayette	64 47	
												344	A	Wagner	63 39	
LAST 12 Division I GAMES:																
165	A	UC Riverside	71 55	203	H	Brown	86 60									
196	A	CSUN	47 36	143	H	Yale	66 55									
214	A	Richmond	47 44	205	A	Princeton	62 57									
191	H	La Salle	56 58	148	H	Saint Joseph's	53 57									
344	A	Wagner	63 39	271	A	Rhode Island	75 43									
310	A	Lafayette	64 47	192	H	Binghamton	48 61									

Non-Div I Games:

Penn

Average RPI Win:	190	WON-LOST	WINNING	LAST 10	STRENGTH OF	OPP. STRENGTH	TEAM	ADJ.	CONF.	ADJ CONF.
Average RPI Loss:	79	RECORD	PCT. RANK	GAMES	SCHEDULE	OF SCHEDULE	RPI	RPI	RPI	RPI
DIV. I ONLY	11- 6	101	6- 4	121	83	93	93	6	6	
DIV. I NON-CONF.	10- 2	33	6- 1	205	130	66	66	6	6	
TOTALS	RPI 1-25	RPI 26-50	W-L RECORDS	RPI 51-100	RPI 101-150	RPI 150+				
11- 6	1- 0	0- 2	OVERALL	1- 2	1- 1	8- 1				
8- 1	1- 0	0- 0	HOME	1- 1	1- 0	5- 0				
2- 4	0- 0	0- 1	AWAY	0- 1	0- 1	2- 1				
1- 1	0- 0	0- 1	NEUTRAL	0- 0	0- 0	1- 0				
10- 2	1- 0	0- 1	NON-CONFERENCE	0- 1	1- 0	8- 0				
7- 0	1- 0	0- 0	HOME	0- 0	1- 0	5- 0				
2- 1	0- 0	0- 0	AWAY	0- 1	0- 0	2- 0				
1- 1	0- 0	0- 1	NEUTRAL	0- 0	0- 0	1- 0				
1- 4	0- 0	0- 1	CONFERENCE	1- 1	0- 1	0- 1				
1- 1	0- 0	0- 0	HOME	1- 1	0- 0	0- 0				
0- 3	0- 0	0- 1	AWAY	0- 0	0- 1	0- 1				
0- 0	0- 0	0- 0	NEUTRAL	0- 0	0- 0	0- 0				

RPI 1-25				RPI 26-50				RPI 51-100 Team's RPI: 93				RPI 101+			
RPI	S	Opponent	Score	RPI	S	Opponent	Score	RPI	S	Opponent	Score	RPI	S	Opponent	Score
19	H	Tennessee	70 56	26	A	Maryland	83 89	64	A	Drexel	60 83	107	A	Purdue	51 64
				45	N	Georgetown	54 68	65	H	Indiana	70 89	127	H	Pittsburgh	91 62
								67	H	Iowa	71 58	153	A	Boston College	60 56
												168	A	Rutgers	45 61
												200	H	Akron	84 71
												201	H	American	70 65
												215	H	Iona	80 67
												229	H	Marshall	82 80
												281	N	Georgia St.	69 42
												283	H	Saint Peter's	106 50
												315	A	Holy Cross	84 48
LAST 12 Division I GAMES:															
168	A	Rutgers	45 61	26	A	Maryland	83 89								
65	H	Indiana	70 89	107	A	Purdue	51 64								
215	H	Iona	80 67	67	H	Iowa	71 58								
201	H	American	70 65	229	H	Marshall	82 80								
127	H	Pittsburgh	91 62	153	A	Boston College	60 56								
315	A	Holy Cross	84 48	45	N	Georgetown	54 68								

Non-Div I Games:

Penn St.

Pepperdine

Through Games Of Jan. 15, 2017

Average RPI Win:	227	WON-LOST	WINNING	LAST 10	STRENGTH OF	OPP. STRENGTH	TEAM	ADJ.	CONF.	ADJ CONF.
Average RPI Loss:	198	RECORD	PCT. RANK	GAMES	SCHEDULE	OF SCHEDULE	RPI	RPI	RPI	RPI
DIV. I ONLY	5- 12	265	5- 5	288	237	297	297	14	14	
DIV. I NON-CONF.	2- 9	293	2- 4	304	294	336	336	12	12	
TOTALS	RPI 1-25	RPI 26-50	W-L RECORDS	RPI 51-100	RPI 101-150	RPI 150+				
5- 12	0- 1	0- 0	OVERALL	0- 2	1- 1	4- 8				
3- 5	0- 1	0- 0	HOME	0- 2	1- 0	2- 2				
2- 7	0- 0	0- 0	AWAY	0- 0	0- 1	2- 6				
0- 0	0- 0	0- 0	NEUTRAL	0- 0	0- 0	0- 0				
2- 9	0- 1	0- 0	NON-CONFERENCE	0- 2	0- 0	2- 6				
1- 4	0- 1	0- 0	HOME	0- 2	0- 0	1- 1				
1- 5	0- 0	0- 0	AWAY	0- 0	0- 0	1- 5				
0- 0	0- 0	0- 0	NEUTRAL	0- 0	0- 0	0- 0				
3- 3	0- 0	0- 0	CONFERENCE	0- 0	1- 1	2- 2				
2- 1	0- 0	0- 0	HOME	0- 0	1- 0	1- 1				
1- 2	0- 0	0- 0	AWAY	0- 0	0- 1	1- 1				
0- 0	0- 0	0- 0	NEUTRAL	0- 0	0- 0	0- 0				

RPI 1-25				RPI 26-50				RPI 51-100				RPI 101+ Team's RPI: 297			
RPI	S	Opponent	Score	RPI	S	Opponent	Score	RPI	S	Opponent	Score	RPI	S	Opponent	Score
8	H	Duke	65 99					55	H	UNLV	61 68	104	H	Gonzaga	79 69
								76	H	Long Beach St.	41 44	121	A	Santa Clara	40 61
												172	H	Pacific	59 58
												181	A	New Mexico St.	66 75
												219	A	San Diego	55 42
												236	A	Loyola Marymount	60 72
												251	H	Portland	61 71
												259	A	UC Santa Barbara	57 66
												263	A	Cal Poly	52 62
												289	H	Nevada	60 69
												292	H	CSU Bakersfield	62 57
												309	A	Denver	67 75
												326	A	Utah Valley	65 72
												347	A	Cal St. Fullerton	69 58
LAST 12 Division I GAMES:															
236	A	Loyola Marymount	60 72	121	A	Santa Clara	40 61								
251	H	Portland	61 71	172	H	Pacific	59 58								
104	H	Gonzaga	79 69	219	A	San Diego	55 42								
292	H	CSU Bakersfield	62 57	309	A	Denver	67 75								
347	A	Cal St. Fullerton	69 58	263	A	Cal Poly	52 62								
55	H	UNLV	61 68	326	A	Utah Valley	65 72								

Non-Div I Games:

Pepperdine

Loss, Non-Conf, S Site, H Home A Away N Neutral

Pittsburgh

Through Games Of Jan. 15, 2017

Average RPI Win:	232	WON-LOST	WINNING	LAST 10	STRENGTH OF	OPP. STRENGTH	TEAM	ADJ.	CONF.	ADJ CONF.
Average RPI Loss:	60	RECORD	PCT. RANK	GAMES	SCHEDULE	OF SCHEDULE	RPI	RPI	RPI	RPI
DIV. I ONLY	10- 7	133	5- 5	103	98	127	127	2	2	
DIV. I NON-CONF.	8- 4	96	3- 4	238	268	175	175	3	3	
TOTALS	RPI 1-25	RPI 26-50	W-L RECORDS	RPI 51-100	RPI 101-150	RPI 150+				
10- 7	0- 3	0- 0	OVERALL	1- 2	1- 2	8- 0				
8- 3	0- 1	0- 0	HOME	1- 1	1- 1	6- 0				
0- 4	0- 2	0- 0	AWAY	0- 1	0- 1	0- 0				
2- 0	0- 0	0- 0	NEUTRAL	0- 0	0- 0	2- 0				
8- 4	0- 0	0- 0	NON-CONFERENCE	0- 2	1- 2	7- 0				
6- 2	0- 0	0- 0	HOME	0- 1	1- 1	5- 0				
0- 2	0- 0	0- 0	AWAY	0- 1	0- 1	0- 0				
2- 0	0- 0	0- 0	NEUTRAL	0- 0	0- 0	2- 0				
2- 3	0- 3	0- 0	CONFERENCE	1- 0	0- 0	1- 0				
2- 1	0- 1	0- 0	HOME	1- 0	0- 0	1- 0				
0- 2	0- 2	0- 0	AWAY	0- 0	0- 0	0- 0				
0- 0	0- 0	0- 0	NEUTRAL	0- 0	0- 0	0- 0				

RPI S Opponent Score	RPI S Opponent Score	RPI S Opponent Score	RPI S Opponent Score
2 A Notre Dame 54 86		59 H Charlotte 63 70	106 H Cornell 56 44
13 A Louisville 52 73		62 H North Carolina 68 48	107 H Purdue 61 67
16 H Miami (FL) 50 82		93 A Penn St. 62 91	129 A Duquesne 54 63
			153 H Boston College 56 43
			244 H Loyola Maryland 74 44
			255 N McNeese 71 65
			268 H Bryant 76 60
			282 N UTEP 71 46
			287 H Loyola Chicago 59 35
			329 H Youngstown St. 63 50
			338 H Mt. St. Mary's 89 54
LAST 12 Division I GAMES:			
153 H Boston College 56 43	62 H North Carolina 68 48		
16 H Miami (FL) 50 82	2 A Notre Dame 54 86		
129 A Duquesne 54 63	13 A Louisville 52 73		
255 N McNeese 71 65	268 H Bryant 76 60		
282 N UTEP 71 46	59 H Charlotte 63 70		
93 A Penn St. 62 91	107 H Purdue 61 67		

Non-Div I Games: Slippery Rock 94 48

Pittsburgh

Loss, Non-Conf, S Site, H Home A Away N Neutral

Average RPI Win: 255	WON-LOST	WINNING	LAST 10	STRENGTH OF	OPP. STRENGTH	TEAM	ADJ.	CONF.	ADJ CONF.
Average RPI Loss: 120	RECORD	PCT. RANK	GAMES	SCHEDULE	OF SCHEDULE	RPI	RPI	RPI	RPI
DIV. I ONLY	2- 14	328	1- 9	72	121	251	251	14	14
DIV. I NON-CONF.	1- 9	323	1- 5	25	99	223	223	12	12
TOTALS	RPI 1-25	RPI 26-50	W-L RECORDS	RPI 51-100	RPI 101-150	RPI 150+			
2- 14	0- 2	0- 1	OVERALL	0- 4	0- 3	2- 4			
1- 4	0- 1	0- 0	HOME	0- 1	0- 1	1- 1			
1- 9	0- 1	0- 1	AWAY	0- 2	0- 2	1- 3			
0- 1	0- 0	0- 0	NEUTRAL	0- 1	0- 0	0- 0			
1- 9	0- 2	0- 1	NON-CONFERENCE	0- 4	0- 0	1- 2			
1- 2	0- 1	0- 0	HOME	0- 1	0- 0	1- 0			
0- 6	0- 1	0- 1	AWAY	0- 2	0- 0	0- 2			
0- 1	0- 0	0- 0	NEUTRAL	0- 1	0- 0	0- 0			
1- 5	0- 0	0- 0	CONFERENCE	0- 0	0- 3	1- 2			
0- 2	0- 0	0- 0	HOME	0- 0	0- 1	0- 1			
1- 3	0- 0	0- 0	AWAY	0- 0	0- 2	1- 1			
0- 0	0- 0	0- 0	NEUTRAL	0- 0	0- 0	0- 0			

RPI 1-25				RPI 26-50				RPI 51-100				RPI 101+ Team's RPI: 251			
RPI	S	Opponent	Score	RPI	S	Opponent	Score	RPI	S	Opponent	Score	RPI	S	Opponent	Score
5	H	Washington	53 83	47	A	Oregon	41 81	54	A	Boise St.	60 74	104	A	Gonzaga	55 67
7	A	Oregon St.	45 62					78	N	Southern California	54 67	121	H	Santa Clara	44 56
								79	H	Montana St.	66 70	140	A	St. Mary's (CA)	76 92
								88	A	UC Davis	52 66	172	H	Pacific	74 84
												213	H	Portland St.	79 68
												236	A	Loyola Marymount	54 69
												254	A	Weber St.	37 76
												289	A	Nevada	59 72
												297	A	Pepperdine	71 61
LAST 12 Division I GAMES:															
121	H	Santa Clara	44 56	236	A	Loyola Marymount	54 69								
297	A	Pepperdine	71 61	140	A	St. Mary's (CA)	76 92								
172	H	Pacific	74 84	104	A	Gonzaga	55 67								
54	A	Boise St.	60 74	254	A	Weber St.	37 76								
79	H	Montana St.	66 70	213	H	Portland St.	79 68								
47	A	Oregon	41 81	5	H	Washington	53 83								

Non-Div I Games: Alas. Anchorage 66 57

Portland

■ Loss,
 ■ Non-Conf, S Site,
 ■ Home
 ■ Away
 N Neutral

Average RPI Win:	294	WON-LOST	WINNING	LAST 10	STRENGTH OF	OPP. STRENGTH	TEAM	ADJ.	CONF.	ADJ CONF.
Average RPI Loss:	119	RECORD	PCT. RANK	GAMES	SCHEDULE	OF SCHEDULE	RPI	RPI	RPI	RPI
DIV. I ONLY	7- 8	187	4- 5	298	181	213	213	17	17	
DIV. I NON-CONF.	5- 6	186	4- 3	322	157	239	239	18	18	
TOTALS	RPI 1-25	RPI 26-50	W-L RECORDS	RPI 51-100	RPI 101-150	RPI 150+				
7- 8	0- 1	0- 1	OVERALL	0- 1	0- 2	7- 3				
3- 0	0- 0	0- 0	HOME	0- 0	0- 0	3- 0				
2- 6	0- 0	0- 0	AWAY	0- 0	0- 0	2- 0				
2- 2	0- 1	0- 1	NEUTRAL	0- 0	0- 0	2- 0				
5- 6	0- 1	0- 1	NON-CONFERENCE	0- 1	0- 1	5- 2				
2- 0	0- 0	0- 0	HOME	0- 0	0- 0	2- 0				
1- 4	0- 0	0- 0	AWAY	0- 1	0- 1	1- 2				
2- 2	0- 1	0- 1	NEUTRAL	0- 0	0- 0	2- 0				
2- 2	0- 0	0- 0	CONFERENCE	0- 0	0- 1	2- 1				
1- 0	0- 0	0- 0	HOME	0- 0	0- 0	1- 0				
1- 2	0- 0	0- 0	AWAY	0- 0	0- 1	1- 1				
0- 0	0- 0	0- 0	NEUTRAL	0- 0	0- 0	0- 0				

RPI 1-25				RPI 26-50				RPI 51-100				RPI 101+ Team's RPI: 213			
RPI	S	Opponent	Score	RPI	S	Opponent	Score	RPI	S	Opponent	Score	RPI	S	Opponent	Score
23	N	Oklahoma	60 74	47	N	Oregon	46 90	54	A	Boise St.	76 94	110	A	Northern Colo.	62 91
												111	A	Arizona	52 75
												157	A	North Dakota	61 65
												196	A	CSUN	72 99
												242	H	Southern Utah	81 74
												251	A	Portland	68 79
												264	N	Northern Ky.	77 54
												274	A	Seattle U	79 71
												280	A	Sacramento St.	88 86
												322	N	Kennesaw St.	71 61
												328	H	UC Irvine	79 73
												347	H	Cal St. Fullerton	81 73
LAST 12 Division I GAMES:															
157	A	North Dakota	61 65	242	H	Southern Utah	81 74								
111	A	Arizona	52 75	280	A	Sacramento St.	88 86								
23	N	Oklahoma	60 74	110	A	Northern Colo.	62 91								
322	N	Kennesaw St.	71 61	347	H	Cal St. Fullerton	81 73								
264	N	Northern Ky.	77 54	328	H	UC Irvine	79 73								
47	N	Oregon	46 90	251	A	Portland	68 79								

Non-Div I Games: Pacific Union 93 61

Portland St.

■ Loss,
 ■ Non-Conf,
 ■ S Site,
 ■ Home
 ■ A Away
 N Neutral

Average RPI Win:	288	WON-LOST	WINNING	LAST 10	STRENGTH OF	OPP. STRENGTH	TEAM	ADJ.	CONF.	ADJ CONF.
Average RPI Loss:	129	RECORD	PCT. RANK	GAMES	SCHEDULE	OF SCHEDULE	RPI	RPI	RPI	RPI
DIV. I ONLY	6- 10	232	3- 7	166	315	228	228	30	30	
DIV. I NON-CONF.	5- 7	204	3- 5	93	286	161	161	28	28	
TOTALS	RPI 1-25	RPI 26-50	W-L RECORDS	RPI 51-100	RPI 101-150	RPI 150+				
6- 10	0- 1	0- 2	OVERALL	0- 2	0- 0	6- 5				
5- 1	0- 0	0- 0	HOME	0- 0	0- 0	5- 1				
0- 9	0- 0	0- 0	AWAY	0- 0	0- 0	0- 1				
1- 0	0- 0	0- 0	NEUTRAL	0- 0	0- 0	1- 0				
5- 7	0- 1	0- 2	NON-CONFERENCE	0- 2	0- 0	5- 2				
4- 0	0- 0	0- 0	HOME	0- 0	0- 0	4- 0				
0- 7	0- 1	0- 2	AWAY	0- 2	0- 0	0- 2				
1- 0	0- 0	0- 0	NEUTRAL	0- 0	0- 0	1- 0				
1- 3	0- 0	0- 0	CONFERENCE	0- 0	0- 0	1- 3				
1- 1	0- 0	0- 0	HOME	0- 0	0- 0	1- 1				
0- 2	0- 0	0- 0	AWAY	0- 0	0- 0	0- 2				
0- 0	0- 0	0- 0	NEUTRAL	0- 0	0- 0	0- 0				

RPI 1-25				RPI 26-50				RPI 51-100				RPI 101+ Team's RPI: 228			
RPI	S	Opponent	Score	RPI	S	Opponent	Score	RPI	S	Opponent	Score	RPI	S	Opponent	Score
15	A	DePaul	62 94	27	A	Texas A&M	62 90	74	A	SFA	64 88	163	A	Rice	57 68
				28	A	Texas Tech	43 85	82	A	SMU	54 61	177	H	Texas Southern	62 70
												178	A	Southern U.	72 86
												218	H	Texas St.	64 60
												229	N	Marshall	78 68
												248	A	UTRGV	74 82
												284	H	Bethune-Cookman	66 64
												295	A	Alcorn	55 62
												313	H	Nicholls St.	69 67
												341	H	Jackson St.	73 63
												343	H	Sam Houston St.	75 65
LAST 12 Division I GAMES:															
178	A	Southern U.	72 86	341	H	Jackson St.	73 63								
27	A	Texas A&M	62 90	177	H	Texas Southern	62 70								
74	A	SFA	64 88	295	A	Alcorn	55 62								
218	H	Texas St.	64 60	28	A	Texas Tech	43 85								
15	A	DePaul	62 94	229	N	Marshall	78 68								
343	H	Sam Houston St.	75 65	248	A	UTRGV	74 82								

Non-Div I Games:

Prairie View

Loss, Non-Conf, S Site, H Home A Away N Neutral

Presbyterian

Through Games Of Jan. 15, 2017

Average RPI Win:	289	WON-LOST	WINNING	LAST 10	STRENGTH OF	OPP. STRENGTH	TEAM	ADJ.	CONF.	ADJ CONF.
Average RPI Loss:	134	RECORD	PCT. RANK	GAMES	SCHEDULE	OF SCHEDULE	RPI	RPI	RPI	RPI
DIV. I ONLY	4- 11	280	4- 6	151	256	234	234	28	28	
DIV. I NON-CONF.	2- 9	293	2- 6	61	229	205	205	27	27	
TOTALS	RPI 1-25	RPI 26-50	W-L RECORDS	RPI 51-100	RPI 101-150	RPI 150+				
4- 11	0- 1	0- 0	OVERALL	0- 5	0- 1	4- 4				
1- 4	0- 0	0- 0	HOME	0- 2	0- 0	1- 2				
3- 6	0- 1	0- 0	AWAY	0- 3	0- 1	3- 1				
0- 1	0- 0	0- 0	NEUTRAL	0- 0	0- 0	0- 1				
2- 9	0- 1	0- 0	NON-CONFERENCE	0- 5	0- 1	2- 2				
0- 3	0- 0	0- 0	HOME	0- 2	0- 0	0- 1				
2- 5	0- 1	0- 0	AWAY	0- 3	0- 1	2- 0				
0- 1	0- 0	0- 0	NEUTRAL	0- 0	0- 0	0- 1				
2- 2	0- 0	0- 0	CONFERENCE	0- 0	0- 0	2- 2				
1- 1	0- 0	0- 0	HOME	0- 0	0- 0	1- 1				
1- 1	0- 0	0- 0	AWAY	0- 0	0- 0	1- 1				
0- 0	0- 0	0- 0	NEUTRAL	0- 0	0- 0	0- 0				

RPI 1-25				RPI 26-50				RPI 51-100				RPI 101+ Team's RPI: 234			
RPI	S	Opponent	Score	RPI	S	Opponent	Score	RPI	S	Opponent	Score	RPI	S	Opponent	Score
25	A	Virginia Tech	36 67					59	A	Charlotte	63 71	104	A	Gonzaga	39 79
								65	A	Indiana	37 71	177	N	Texas Southern	62 74
								73	A	East Carolina	46 54	212	H	Campbell	39 49
								98	H	Belmont	58 83	243	A	Gardner-Webb	56 55
								100	H	Chattanooga	48 56	252	H	USC Upstate	48 55
												269	A	UNCG	69 62
												307	H	Longwood	65 55
												312	A	Liberty	60 68
												336	A	N.C. Central	72 63
LAST 12 Division I GAMES:															
307	H	Longwood	65 55	212	H	Campbell	39 49								
100	H	Chattanooga	48 56	312	A	Liberty	60 68								
98	H	Belmont	58 83	243	A	Gardner-Webb	56 55								
336	A	N.C. Central	72 63	73	A	East Carolina	46 54								
269	A	UNCG	69 62	177	N	Texas Southern	62 74								
104	A	Gonzaga	39 79	59	A	Charlotte	63 71								

Non-Div I Games:

Presbyterian

Loss, Non-Conf, S Site, H Home A Away N Neutral

Average RPI Win:	248	WON-LOST	WINNING	LAST 10	STRENGTH OF	OPP. STRENGTH	TEAM	ADJ.	CONF.	ADJ CONF.
Average RPI Loss:	102	RECORD	PCT. RANK	GAMES	SCHEDULE	OF SCHEDULE	RPI	RPI	RPI	RPI
DIV. I ONLY	7- 9	203	5- 5	178	162	205	205	9	9	
DIV. I NON-CONF.	6- 7	182	6- 3	241	87	197	197	9	9	
TOTALS	RPI 1-25	RPI 26-50	W-L RECORDS	RPI 51-100	RPI 101-150	RPI 150+				
7- 9	0- 1	0- 1	OVERALL	0- 3	1- 3	6- 1				
5- 4	0- 0	0- 0	HOME	0- 1	1- 2	4- 1				
2- 5	0- 1	0- 1	AWAY	0- 2	0- 1	2- 0				
0- 0	0- 0	0- 0	NEUTRAL	0- 0	0- 0	0- 0				
6- 7	0- 1	0- 1	NON-CONFERENCE	0- 3	0- 2	6- 0				
4- 2	0- 0	0- 0	HOME	0- 1	0- 1	4- 0				
2- 5	0- 1	0- 1	AWAY	0- 2	0- 1	2- 0				
0- 0	0- 0	0- 0	NEUTRAL	0- 0	0- 0	0- 0				
1- 2	0- 0	0- 0	CONFERENCE	0- 0	1- 1	0- 1				
1- 2	0- 0	0- 0	HOME	0- 0	1- 1	0- 1				
0- 0	0- 0	0- 0	AWAY	0- 0	0- 0	0- 0				
0- 0	0- 0	0- 0	NEUTRAL	0- 0	0- 0	0- 0				

RPI 1-25				RPI 26-50				RPI 51-100				RPI 101+ Team's RPI: 205			
RPI	S	Opponent	Score	RPI	S	Opponent	Score	RPI	S	Opponent	Score	RPI	S	Opponent	Score
12	A	Kansas St.	42 60	49	A	Georgia Tech	51 67	72	H	Dayton	56 62	135	A	Delaware	62 66
								75	A	George Washington	45 56	138	H	Rider	62 70
								95	A	Fordham	55 57	141	H	Penn	57 62
												143	H	Yale	74 62
												168	H	Rutgers	64 34
												186	H	Seton Hall	94 67
												203	H	Brown	88 98
												290	A	UMBC	69 58
												294	A	Lipscomb	71 43
												310	H	Lafayette	65 27
												344	H	Wagner	107 44
LAST 12 Division I GAMES:															
294	A	Lipscomb	71 43	143	H	Yale	74 62								
49	A	Georgia Tech	51 67	203	H	Brown	88 98								
344	H	Wagner	107 44	141	H	Penn	57 62								
12	A	Kansas St.	42 60	186	H	Seton Hall	94 67								
95	A	Fordham	55 57	290	A	UMBC	69 58								
310	H	Lafayette	65 27	168	H	Rutgers	64 34								

Non-Div I Games:

Princeton

Providence

Through Games Of Jan. 15, 2017

Average RPI Win:	226	WON-LOST	WINNING	LAST 10	STRENGTH OF	OPP. STRENGTH	TEAM	ADJ.	CONF.	ADJ CONF.
Average RPI Loss:	96	RECORD	PCT. RANK	GAMES	SCHEDULE	OF SCHEDULE	RPI	RPI	RPI	RPI
DIV. I ONLY	9- 9	160	2- 8	140	116	145	145	7	7	
DIV. I NON-CONF.	8- 3	67	2- 3	228	297	95	95	7	7	
TOTALS	RPI 1-25	RPI 26-50	W-L RECORDS	RPI 51-100	RPI 101-150	RPI 150+				
9- 9	0- 1	0- 3	OVERALL	0- 1	1- 1	8- 3				
4- 4	0- 0	0- 2	HOME	0- 1	0- 1	4- 0				
3- 5	0- 1	0- 1	AWAY	0- 0	1- 0	2- 3				
2- 0	0- 0	0- 0	NEUTRAL	0- 0	0- 0	2- 0				
8- 3	0- 0	0- 0	NON-CONFERENCE	0- 0	1- 0	7- 3				
3- 0	0- 0	0- 0	HOME	0- 0	0- 0	3- 0				
3- 3	0- 0	0- 0	AWAY	0- 0	1- 0	2- 3				
2- 0	0- 0	0- 0	NEUTRAL	0- 0	0- 0	2- 0				
1- 6	0- 1	0- 3	CONFERENCE	0- 1	0- 1	1- 0				
1- 4	0- 0	0- 2	HOME	0- 1	0- 1	1- 0				
0- 2	0- 1	0- 1	AWAY	0- 0	0- 0	0- 0				
0- 0	0- 0	0- 0	NEUTRAL	0- 0	0- 0	0- 0				

RPI S Opponent	Score	RPI S Opponent	Score	RPI S Opponent	Score	RPI S Opponent	Score	Team's RPI: 145
15 A DePaul	56 61	37 A Marquette	74 79	86 H Villanova	59 64	130 A Hartford	77 65	
		38 H Creighton	51 58			137 H Xavier	51 54	
		45 H Georgetown	39 71			152 A Columbia	64 66	
						153 A Boston College	53 57	
						192 H Binghamton	71 58	
						195 H Butler	68 51	
						203 A Brown	70 77	
						223 N Miami (OH)	75 59	
						237 A UNCW	65 49	
						257 H Colgate	92 85	
						266 A Monmouth	62 58	
						267 H North Dakota St.	86 63	
						268 N Bryant	62 51	
LAST 12 Division I GAMES:								
37 A Marquette	74 79	38 H Creighton	51 58					
15 A DePaul	56 61	45 H Georgetown	39 71					
195 H Butler	68 51	86 H Villanova	59 64					
137 H Xavier	51 54	152 A Columbia	64 66					
266 A Monmouth	62 58	203 A Brown	70 77					
153 A Boston College	53 57	268 N Bryant	62 51					

Non-Div I Games:

Providence

Loss, Non-Conf, S Site, H Home A Away N Neutral

Average RPI Win:	181	WON-LOST	WINNING	LAST 10	STRENGTH OF	OPP. STRENGTH	TEAM	ADJ.	CONF.	ADJ CONF.
Average RPI Loss:	84	RECORD	PCT. RANK	GAMES	SCHEDULE	OF SCHEDULE	RPI	RPI	RPI	RPI
DIV. I ONLY	12- 7	115	7- 3	122	75	107	107	6	6	
DIV. I NON-CONF.	9- 5	112	6- 1	212	88	142	142	6	6	
TOTALS	RPI 1-25	RPI 26-50	W-L RECORDS	RPI 51-100	RPI 101-150	RPI 150+				
12- 7	0- 1	1- 2	OVERALL	2- 2	2- 1	7- 1				
7- 3	0- 0	1- 1	HOME	2- 1	0- 0	4- 1				
3- 2	0- 0	0- 1	AWAY	0- 0	2- 1	1- 0				
2- 2	0- 1	0- 0	NEUTRAL	0- 1	0- 0	2- 0				
9- 5	0- 1	0- 0	NON-CONFERENCE	1- 2	2- 1	6- 1				
5- 2	0- 0	0- 0	HOME	1- 1	0- 0	4- 1				
2- 1	0- 0	0- 0	AWAY	0- 0	2- 1	0- 0				
2- 2	0- 1	0- 0	NEUTRAL	0- 1	0- 0	2- 0				
3- 2	0- 0	1- 2	CONFERENCE	1- 0	0- 0	1- 0				
2- 1	0- 0	1- 1	HOME	1- 0	0- 0	0- 0				
1- 1	0- 0	0- 1	AWAY	0- 0	0- 0	1- 0				
0- 0	0- 0	0- 0	NEUTRAL	0- 0	0- 0	0- 0				

RPI 1-25				RPI 26-50				RPI 51-100				RPI 101+				Team's RPI: 107	
RPI	S	Opponent	Score	RPI	S	Opponent	Score	RPI	S	Opponent	Score	RPI	S	Opponent	Score		
11	N	Stanford	69 78	30	H	Ohio St.	56 61	86	N	Villanova	44 58	120	A	Maine	47 67		
				40	H	Michigan St.	66 54	89	H	IUPUI	62 67	127	A	Pittsburgh	67 61		
				50	A	Northwestern	60 76	91	H	Central Mich.	62 51	146	A	Ball St.	58 42		
								93	H	Penn St.	64 51	155	N	Northeastern	79 54		
												197	A	Wisconsin	79 57		
												204	H	Southern Ill.	61 64		
												208	N	Wichita St.	86 49		
												252	H	USC Upstate	71 41		
												257	H	Colgate	71 51		
												273	H	Eastern Mich.	77 50		
												336	H	N.C. Central	61 27		
LAST 12 Division I GAMES:																	
				40	H	Michigan St.	66 54	30	H	Ohio St.	56 61						
				50	A	Northwestern	60 76	197	A	Wisconsin	79 57						
				89	H	IUPUI	62 67	93	H	Penn St.	64 51						
				273	H	Eastern Mich.	77 50	91	H	Central Mich.	62 51						
				336	H	N.C. Central	61 27	257	H	Colgate	71 51						
				146	A	Ball St.	58 42	127	A	Pittsburgh	67 61						

Non-Div I Games:

Purdue

■ Loss,
■ Non-Conf,
■ S Site,
■ H Home
■ A Away
N Neutral

Quinnipiac

Through Games Of Jan. 15, 2017

Average RPI Win:	187	WON-LOST	WINNING	LAST 10	STRENGTH OF	OPP. STRENGTH	TEAM	ADJ.	CONF.	ADJ CONF.
Average RPI Loss:	27	RECORD	PCT. RANK	GAMES	SCHEDULE	OF SCHEDULE	RPI	RPI	RPI	RPI
DIV. I ONLY	14- 3	18	8- 2	126	102	48	48	18	18	
DIV. I NON-CONF.	7- 3	83	3- 2	13	93	15	15	17	17	
TOTALS	RPI 1-25	RPI 26-50	W-L RECORDS	RPI 51-100	RPI 101-150	RPI 150+				
14- 3	0- 1	0- 2	OVERALL	2- 0	3- 0	9- 0				
5- 1	0- 0	0- 1	HOME	0- 0	1- 0	4- 0				
7- 1	0- 0	0- 0	AWAY	1- 0	2- 0	4- 0				
2- 1	0- 1	0- 0	NEUTRAL	1- 0	0- 0	1- 0				
7- 3	0- 1	0- 2	NON-CONFERENCE	2- 0	2- 0	3- 0				
2- 1	0- 0	0- 1	HOME	0- 0	1- 0	1- 0				
3- 1	0- 0	0- 1	AWAY	1- 0	1- 0	1- 0				
2- 1	0- 1	0- 0	NEUTRAL	1- 0	0- 0	1- 0				
7- 0	0- 0	0- 0	CONFERENCE	0- 0	1- 0	6- 0				
3- 0	0- 0	0- 0	HOME	0- 0	0- 0	3- 0				
4- 0	0- 0	0- 0	AWAY	0- 0	1- 0	3- 0				
0- 0	0- 0	0- 0	NEUTRAL	0- 0	0- 0	0- 0				

RPI 1-25				RPI 26-50				Team's RPI: 48		RPI 51-100				RPI 101+			
RPI	S	Opponent	Score	RPI	S	Opponent	Score	RPI	S	Opponent	Score	RPI	S	Opponent	Score		
7	N	Oregon St.	60 75	33	A	Temple	68 71	72	A	Dayton	63 60	108	H	FGCU	66 56		
				40	H	Michigan St.	54 71	76	N	Long Beach St.	63 60	130	A	Hartford	82 59		
												138	A	Rider	91 79		
												155	H	Northeastern	76 59		
												170	A	Niagara	71 64		
												181	N	New Mexico St.	49 46		
												224	H	Siena	73 47		
												232	H	Manhattan	81 38		
												253	A	Canisius	64 53		
												283	A	Saint Peter's	84 51		
												283	H	Saint Peter's	82 47		
												315	A	Holy Cross	78 55		
LAST 12 Division I GAMES:																	
283	H	Saint Peter's	82 47	232	H	Manhattan	81 38										
138	A	Rider	91 79	253	A	Canisius	64 53										
76	N	Long Beach St.	63 60	170	A	Niagara	71 64										
7	N	Oregon St.	60 75	40	H	Michigan St.	54 71										
181	N	New Mexico St.	49 46	224	H	Siena	73 47										
130	A	Hartford	82 59	283	A	Saint Peter's	84 51										

Non-Div I Games:

Quinnipiac

Loss, Non-Conf, S Site, H Home A Away N Neutral

Average RPI Win:	246	WON-LOST	WINNING	LAST 10	STRENGTH OF	OPP. STRENGTH	TEAM	ADJ.	CONF.	ADJ CONF.
Average RPI Loss:	55	RECORD	PCT. RANK	GAMES	SCHEDULE	OF SCHEDULE	RPI	RPI	RPI	RPI
DIV. I ONLY	10- 3	42	7- 2	287	135	92	92	28	28	
DIV. I NON-CONF.	6- 3	96	4- 2	213	62	74	74	27	27	
TOTALS	RPI 1-25	RPI 26-50	W-L RECORDS	RPI 51-100	RPI 101-150	RPI 150+				
10- 3	0- 2	0- 0	OVERALL	1- 0	0- 1	9- 0				
4- 0	0- 0	0- 0	HOME	0- 0	0- 0	4- 0				
6- 3	0- 1	0- 0	AWAY	1- 0	0- 0	5- 0				
0- 0	0- 0	0- 0	NEUTRAL	0- 0	0- 0	0- 0				
6- 3	0- 2	0- 0	NON-CONFERENCE	1- 0	0- 1	5- 0				
2- 0	0- 0	0- 0	HOME	0- 0	0- 0	2- 0				
4- 3	0- 2	0- 0	AWAY	1- 0	0- 1	3- 0				
0- 0	0- 0	0- 0	NEUTRAL	0- 0	0- 0	0- 0				
4- 0	0- 0	0- 0	CONFERENCE	0- 0	0- 0	4- 0				
2- 0	0- 0	0- 0	HOME	0- 0	0- 0	2- 0				
2- 0	0- 0	0- 0	AWAY	0- 0	0- 0	2- 0				
0- 0	0- 0	0- 0	NEUTRAL	0- 0	0- 0	0- 0				

RPI 1-25				RPI 26-50				RPI 51-100 Team's RPI: 92				RPI 101+			
RPI	S	Opponent	Score	RPI	S	Opponent	Score	RPI	S	Opponent	Score	RPI	S	Opponent	Score
17	A	Kentucky	36 59					66	A	Wake Forest	68 60	122	A	George Mason	56 70
25	A	Virginia Tech	52 71									175	A	Appalachian St.	57 54
												212	A	Campbell	61 42
												243	H	Gardner-Webb	67 57
												269	A	UNCG	70 54
												275	A	Davidson	44 40
												293	H	Tennessee Tech	79 46
												296	H	Western Caro.	67 39
												307	H	Longwood	73 55
												324	A	Winthrop	60 50
LAST 12 Division I GAMES:															
243	H	Gardner-Webb	67 57	307	H	Longwood	73 55								
25	A	Virginia Tech	52 71	212	A	Campbell	61 42								
17	A	Kentucky	36 59	324	A	Winthrop	60 50								
66	A	Wake Forest	68 60	269	A	UNCG	70 54								
296	H	Western Caro.	67 39	293	H	Tennessee Tech	79 46								
175	A	Appalachian St.	57 54	275	A	Davidson	44 40								

Non-Div I Games: Concord 78 51 Davis & Elkins 67 57

Radford

Rhode Island

Through Games Of Jan. 15, 2017

Average RPI Win:	249	WON-LOST	WINNING	LAST 10	STRENGTH OF	OPP. STRENGTH	TEAM	ADJ.	CONF.	ADJ CONF.
Average RPI Loss:	163	RECORD	PCT. RANK	GAMES	SCHEDULE	OF SCHEDULE	RPI	RPI	RPI	RPI
DIV. I ONLY	4- 13	296	0- 10	176	262	271	271	12	12	
DIV. I NON-CONF.	4- 8	230	2- 5	169	260	227	227	13	13	
TOTALS	RPI 1-25	RPI 26-50	W-L RECORDS	RPI 51-100	RPI 101-150	RPI 150+				
4- 13	0- 0	0- 2	OVERALL	0- 1	0- 3	4- 7				
2- 5	0- 0	0- 1	HOME	0- 1	0- 1	2- 2				
2- 7	0- 0	0- 1	AWAY	0- 0	0- 2	2- 4				
0- 1	0- 0	0- 0	NEUTRAL	0- 0	0- 0	0- 1				
4- 8	0- 0	0- 2	NON-CONFERENCE	0- 0	0- 3	4- 3				
2- 3	0- 0	0- 1	HOME	0- 0	0- 1	2- 1				
2- 4	0- 0	0- 1	AWAY	0- 0	0- 2	2- 1				
0- 1	0- 0	0- 0	NEUTRAL	0- 0	0- 0	0- 1				
0- 5	0- 0	0- 0	CONFERENCE	0- 1	0- 0	0- 4				
0- 2	0- 0	0- 0	HOME	0- 1	0- 0	0- 1				
0- 3	0- 0	0- 0	AWAY	0- 0	0- 0	0- 3				
0- 0	0- 0	0- 0	NEUTRAL	0- 0	0- 0	0- 0				

RPI	S	Opponent	Score	RPI	S	Opponent	Score	RPI	S	Opponent	Score	RPI	S	Opponent	Score	Team's RPI: 271
40	H	Michigan St.	48 85	95	H	Fordham	69 74	109	A	Toledo	50 65					
44	A	Syracuse	49 95					119	A	Kansas	36 72					
								141	H	Penn	43 75					
								190	A	Fairfield	72 65					
								191	A	La Salle	51 70					
								203	A	Brown	65 76					
								214	H	Richmond	53 58					
								217	H	Dartmouth	52 62					
								227	H	Samford	78 63					
								235	A	St. Bonaventure	69 78					
								238	A	Massachusetts	67 68					
								240	H	Marist	82 61					
								268	N	Bryant	56 62					
								337	A	UMass Lowell	64 57					
LAST 12 Division I GAMES:																
95	H	Fordham	69 74	214	H	Richmond	53 58									
235	A	St. Bonaventure	69 78	191	A	La Salle	51 70									
217	H	Dartmouth	52 62	238	A	Massachusetts	67 68									
119	A	Kansas	36 72	203	A	Brown	65 76									
40	H	Michigan St.	48 85	337	A	UMass Lowell	64 57									
268	N	Bryant	56 62	190	A	Fairfield	72 65									

Non-Div I Games:

Rhode Island

■ Loss,
■ Non-Conf,
■ S Site,
■ H Home
■ A Away
N Neutral

Average RPI Win:	277	WON-LOST	WINNING	LAST 10	STRENGTH OF	OPP. STRENGTH	TEAM	ADJ.	CONF.	ADJ CONF.
Average RPI Loss:	82	RECORD	PCT. RANK	GAMES	SCHEDULE	OF SCHEDULE	RPI	RPI	RPI	RPI
DIV. I ONLY	9- 6	129	5- 4	290	194	163	163	15	15	
DIV. I NON-CONF.	8- 2	49	5- 1	323	287	128	128	16	16	
TOTALS	RPI 1-25	RPI 26-50	W-L RECORDS	RPI 51-100	RPI 101-150	RPI 150+				
9- 6	0- 1	0- 1	OVERALL	0- 2	0- 1	9- 1				
4- 2	0- 0	0- 0	HOME	0- 1	0- 1	4- 0				
5- 4	0- 1	0- 1	AWAY	0- 1	0- 0	5- 1				
0- 0	0- 0	0- 0	NEUTRAL	0- 0	0- 0	0- 0				
8- 2	0- 1	0- 1	NON-CONFERENCE	0- 0	0- 0	8- 0				
4- 0	0- 0	0- 0	HOME	0- 0	0- 0	4- 0				
4- 2	0- 1	0- 1	AWAY	0- 0	0- 0	4- 0				
0- 0	0- 0	0- 0	NEUTRAL	0- 0	0- 0	0- 0				
1- 4	0- 0	0- 0	CONFERENCE	0- 2	0- 1	1- 1				
0- 2	0- 0	0- 0	HOME	0- 1	0- 1	0- 0				
1- 2	0- 0	0- 0	AWAY	0- 1	0- 0	1- 1				
0- 0	0- 0	0- 0	NEUTRAL	0- 0	0- 0	0- 0				

RPI 1-25				RPI 26-50				RPI 51-100				RPI 101+ Team's RPI: 163			
RPI	S	Opponent	Score	RPI	S	Opponent	Score	RPI	S	Opponent	Score	RPI	S	Opponent	Score
18	A	LSU	55 66	39	A	Oklahoma St.	51 65	59	H	Charlotte	51 69	134	H	Old Dominion	47 59
								71	A	Middle Tenn.	61 71	169	A	UAB	61 62
												177	A	Texas Southern	52 49
												194	H	Grand Canyon	64 50
												228	H	Prairie View	68 57
												239	A	North Texas	51 49
												302	H	A&M-Corpus Christi	70 36
												333	A	Houston Baptist	79 53
												339	A	La.-Monroe	93 50
												342	A	Incarnate Word	60 43
												343	H	Sam Houston St.	77 51
LAST 12 Division I GAMES:															
59	H	Charlotte	51 69	239	A	North Texas	51 49								
134	H	Old Dominion	47 59	169	A	UAB	61 62								
339	A	La.-Monroe	93 50	71	A	Middle Tenn.	61 71								
302	H	A&M-Corpus Christi	70 36	343	H	Sam Houston St.	77 51								
177	A	Texas Southern	52 49	39	A	Oklahoma St.	51 65								
342	A	Incarnate Word	60 43	194	H	Grand Canyon	64 50								

Non-Div I Games: Huston-Tillotson 96 62

Rice

Average RPI Win:	267	WON-LOST	WINNING	LAST 10	STRENGTH OF	OPP. STRENGTH	TEAM	ADJ.	CONF.	ADJ CONF.
Average RPI Loss:	120	RECORD	PCT. RANK	GAMES	SCHEDULE	OF SCHEDULE	RPI	RPI	RPI	RPI
DIV. I ONLY	9- 9	160	5- 5	240	260	214	214	12	12	
DIV. I NON-CONF.	6- 7	182	3- 4	237	319	234	234	13	13	
TOTALS	RPI 1-25	RPI 26-50	W-L RECORDS	RPI 51-100	RPI 101-150	RPI 150+				
9- 9	0- 0	0- 0	OVERALL	0- 3	1- 4	8- 2				
4- 4	0- 0	0- 0	HOME	0- 2	1- 1	3- 1				
3- 4	0- 0	0- 0	AWAY	0- 1	0- 3	3- 0				
2- 1	0- 0	0- 0	NEUTRAL	0- 0	0- 0	2- 1				
6- 7	0- 0	0- 0	NON-CONFERENCE	0- 2	0- 3	6- 2				
2- 4	0- 0	0- 0	HOME	0- 2	0- 1	2- 1				
2- 2	0- 0	0- 0	AWAY	0- 0	0- 2	2- 0				
2- 1	0- 0	0- 0	NEUTRAL	0- 0	0- 0	2- 1				
3- 2	0- 0	0- 0	CONFERENCE	0- 1	1- 1	2- 0				
2- 0	0- 0	0- 0	HOME	0- 0	1- 0	1- 0				
1- 2	0- 0	0- 0	AWAY	0- 1	0- 1	1- 0				
0- 0	0- 0	0- 0	NEUTRAL	0- 0	0- 0	0- 0				

RPI 1-25			RPI 26-50			RPI 51-100			RPI 101+ Team's RPI: 214		
RPI	S	Opponent	Score	RPI	S	Opponent	Score	RPI	S	Opponent	Score
						73 H East Carolina	60 71	101 A William & Mary	39 67		
						84 H Virginia	56 63	113 A Hampton	45 72		
						95 A Fordham	41 67	141 H Penn	44 47		
								147 A VCU	55 62		
								148 H Saint Joseph's	70 52		
								152 H Columbia	58 65		
								173 N Cleveland St.	65 69		
								175 H Appalachian St.	55 46		
								235 H St. Bonaventure	61 54		
								247 A Furman	54 48		
								271 A Rhode Island	58 53		
								312 N Liberty	63 54		
								318 A Fla. Atlantic	77 67		
								345 H Morgan St.	54 37		
								349 N Florida A&M	64 51		
LAST 12 Division I GAMES:											
147	A	VCU	55 62	271	A	Rhode Island	58 53				
148	H	Saint Joseph's	70 52	95	A	Fordham	41 67				
345	H	Morgan St.	54 37	235	H	St. Bonaventure	61 54				
247	A	Furman	54 48	141	H	Penn	44 47				
73	H	East Carolina	60 71	173	N	Cleveland St.	65 69				
113	A	Hampton	45 72	312	N	Liberty	63 54				

Non-Div I Games:

Richmond

■ Loss,
 ■ Non-Conf,
 ■ S Site,
 ■ H Home
 ■ A Away
 N Neutral

Average RPI Win:	234	WON-LOST	WINNING	LAST 10	STRENGTH OF	OPP. STRENGTH	TEAM	ADJ.	CONF.	ADJ CONF.
Average RPI Loss:	154	RECORD	PCT. RANK	GAMES	SCHEDULE	OF SCHEDULE	RPI	RPI	RPI	RPI
DIV. I ONLY	12- 5	75	7- 3	295	208	138	138	18	18	
DIV. I NON-CONF.	6- 3	96	3- 1	316	243	158	158	17	17	
TOTALS	RPI 1-25	RPI 26-50	W-L RECORDS	RPI 51-100	RPI 101-150	RPI 150+				
12- 5	0- 0	0- 1	OVERALL	0- 0	0- 1	12- 3				
4- 2	0- 0	0- 1	HOME	0- 0	0- 0	4- 1				
8- 2	0- 0	0- 0	AWAY	0- 0	0- 1	8- 1				
0- 1	0- 0	0- 0	NEUTRAL	0- 0	0- 0	0- 1				
6- 3	0- 0	0- 0	NON-CONFERENCE	0- 0	0- 1	6- 2				
3- 0	0- 0	0- 0	HOME	0- 0	0- 0	3- 0				
3- 2	0- 0	0- 0	AWAY	0- 0	0- 1	3- 1				
0- 1	0- 0	0- 0	NEUTRAL	0- 0	0- 0	0- 1				
6- 2	0- 0	0- 1	CONFERENCE	0- 0	0- 0	6- 1				
1- 2	0- 0	0- 1	HOME	0- 0	0- 0	1- 1				
5- 0	0- 0	0- 0	AWAY	0- 0	0- 0	5- 0				
0- 0	0- 0	0- 0	NEUTRAL	0- 0	0- 0	0- 0				

RPI S	Opponent	Score	RPI S	Opponent	Score	RPI S	Opponent	Score	RPI S	Opponent	Score	Team's RPI: 138
48	H Quinnipiac	79 91							112	A UCF	30 49	
									170	A Niagara	78 58	
									183	A Towson	79 75	
									186	A Seton Hall	81 89	
									190	H Fairfield	67 68	
									191	H La Salle	74 61	
									205	A Princeton	70 62	
									215	H Iona	85 65	
									224	A Siena	62 61	
									232	A Manhattan	53 36	
									235	N St. Bonaventure	47 60	
									240	A Marist	69 56	
									253	A Canisius	71 70	
									279	H St. Francis Brooklyn	77 60	
									310	H Lafayette	76 58	
									311	A Lehigh	75 68	
LAST 12 Division I GAMES:												
232	A Manhattan	53 36	190	H Fairfield	67 68							
215	H Iona	85 65	240	A Marist	69 56							
48	H Quinnipiac	79 91	224	A Siena	62 61							
279	H St. Francis Brooklyn	77 60	311	A Lehigh	75 68							
186	A Seton Hall	81 89	170	A Niagara	78 58							
183	A Towson	79 75	253	A Canisius	71 70							

Non-Div I Games:

Rider

■ Loss,
 ■ Non-Conf,
 S Site,
 ■ Home
 ■ Away
 N Neutral

Average RPI Win:	295	WON-LOST	WINNING	LAST 10	STRENGTH OF	OPP. STRENGTH	TEAM	ADJ.	CONF.	ADJ CONF.
Average RPI Loss:	186	RECORD	PCT. RANK	GAMES	SCHEDULE	OF SCHEDULE	RPI	RPI	RPI	RPI
DIV. I ONLY	7- 8	187	5- 5	342	258	278	278	32	32	
DIV. I NON-CONF.	4- 6	208	2- 5	320	218	247	247	32	32	
TOTALS	RPI 1-25	RPI 26-50	W-L RECORDS	RPI 51-100	RPI 101-150	RPI 150+				
7- 8	0- 0	0- 0	OVERALL	0- 1	1- 2	6- 5				
2- 2	0- 0	0- 0	HOME	0- 0	0- 0	2- 2				
5- 5	0- 0	0- 0	AWAY	0- 1	1- 2	4- 2				
0- 1	0- 0	0- 0	NEUTRAL	0- 0	0- 0	0- 1				
4- 6	0- 0	0- 0	NON-CONFERENCE	0- 1	1- 2	3- 3				
1- 1	0- 0	0- 0	HOME	0- 0	0- 0	1- 1				
3- 4	0- 0	0- 0	AWAY	0- 1	1- 2	2- 1				
0- 1	0- 0	0- 0	NEUTRAL	0- 0	0- 0	0- 1				
3- 2	0- 0	0- 0	CONFERENCE	0- 0	0- 0	3- 2				
1- 1	0- 0	0- 0	HOME	0- 0	0- 0	1- 1				
2- 1	0- 0	0- 0	AWAY	0- 0	0- 0	2- 1				
0- 0	0- 0	0- 0	NEUTRAL	0- 0	0- 0	0- 0				

RPI 1-25			RPI 26-50			RPI 51-100			RPI 101+			Team's RPI: 278
RPI	S	Opponent	Score	RPI	S	Opponent	Score	RPI	S	Opponent	Score	
						67 A Iowa	60 81			115 A Vanderbilt	59 75	
										135 A Delaware	65 67	
										144 A Kent St.	68 65	
										180 A Sacred Heart	59 69	
										188 N Stetson	60 68	
										245 H Howard	59 42	
										260 A FIU	57 59	
										266 H Monmouth	56 69	
										279 H St. Francis Brooklyn	49 56	
										310 A Lafayette	62 51	
										334 H LIU Brooklyn	83 42	
										344 A Wagner	82 63	
										345 A Morgan St.	58 44	
										346 A Fairleigh Dickinson	66 64	
LAST 12 Division I GAMES:												
346	A	Fairleigh Dickinson	66 64	344	A	Wagner	82 63					
180	A	Sacred Heart	59 69	334	H	LIU Brooklyn	83 42					
345	A	Morgan St.	58 44	279	H	St. Francis Brooklyn	49 56					
67	A	Iowa	60 81	260	A	FIU	57 59					
245	H	Howard	59 42	188	N	Stetson	60 68					
135	A	Delaware	65 67	115	A	Vanderbilt	59 75					

Non-Div I Games: Point Park 69 52

Robert Morris

Loss, Non-Conf, S Site, H Home A Away N Neutral

Average RPI Win:	141	WON-LOST	WINNING	LAST 10	STRENGTH OF	OPP. STRENGTH	TEAM	ADJ.	CONF.	ADJ CONF.
Average RPI Loss:	91	RECORD	PCT. RANK	GAMES	SCHEDULE	OF SCHEDULE	RPI	RPI	RPI	RPI
DIV. I ONLY	6- 13	256	4- 6	36	60	168	168	6	6	
DIV. I NON-CONF.	3- 10	280	2- 4	20	82	185	185	6	6	
TOTALS	RPI 1-25	RPI 26-50	W-L RECORDS	RPI 51-100	RPI 101-150	RPI 150+				
6- 13	0- 2	1- 2	OVERALL	2- 5	0- 0	3- 4				
6- 4	0- 1	1- 1	HOME	2- 2	0- 0	3- 0				
0- 9	0- 1	0- 1	AWAY	0- 3	0- 0	0- 4				
0- 0	0- 0	0- 0	NEUTRAL	0- 0	0- 0	0- 0				
3- 10	0- 2	0- 1	NON-CONFERENCE	1- 5	0- 0	2- 2				
3- 4	0- 1	0- 1	HOME	1- 2	0- 0	2- 0				
0- 6	0- 1	0- 0	AWAY	0- 3	0- 0	0- 2				
0- 0	0- 0	0- 0	NEUTRAL	0- 0	0- 0	0- 0				
3- 3	0- 0	1- 1	CONFERENCE	1- 0	0- 0	1- 2				
3- 0	0- 0	1- 0	HOME	1- 0	0- 0	1- 0				
0- 3	0- 0	0- 1	AWAY	0- 0	0- 0	0- 2				
0- 0	0- 0	0- 0	NEUTRAL	0- 0	0- 0	0- 0				

RPI	S	Opponent	Score	RPI	S	Opponent	Score	RPI	S	Opponent	Score	RPI	S	Opponent	Score	Team's RPI: 168
8	H	Duke	32 68	32	A	Michigan	50 63	61	H	Bucknell	57 53	151	A	Nebraska	58 62	
22	A	Elon	54 66	33	H	Temple	37 48	66	A	Wake Forest	43 55	158	A	Houston	51 53	
				40	H	Michigan St.	62 58	68	A	St. John's (NY)	39 65	182	A	Illinois	41 78	
								77	H	James Madison	76 82	186	H	Seton Hall	53 45	
								84	A	Virginia	54 62	197	H	Wisconsin	68 52	
								93	H	Penn St.	61 45	205	A	Princeton	34 64	
								100	H	Chattanooga	53 66	268	H	Bryant	50 42	
LAST 12 Division I GAMES:																
197	H	Wisconsin	68 52	40	H	Michigan St.	62 58	151	A	Nebraska	58 62					
93	H	Penn St.	61 45	182	A	Illinois	41 78	68	A	St. John's (NY)	39 65					
32	A	Michigan	50 63	77	H	James Madison	76 82	61	H	Bucknell	57 53					
33	H	Temple	37 48													
186	H	Seton Hall	53 45													
158	A	Houston	51 53													

Non-Div I Games:

Rutgers

■ Loss,
 ■ Non-Conf,
 S Site,
 ■ Home
 ■ Away
 N Neutral

Average RPI Win:	233	WON-LOST	WINNING	LAST 10	STRENGTH OF	OPP. STRENGTH	TEAM	ADJ.	CONF.	ADJ CONF.
Average RPI Loss:	35	RECORD	PCT. RANK	GAMES	SCHEDULE	OF SCHEDULE	RPI	RPI	RPI	RPI
DIV. I ONLY	11- 2	15	9- 0	265	153	74	74	27	27	
DIV. I NON-CONF.	6- 2	62	5- 0	173	75	52	52	26	26	
TOTALS	RPI 1-25	RPI 26-50	W-L RECORDS	RPI 51-100	RPI 101-150	RPI 150+				
11- 2	0- 0	0- 2	OVERALL	1- 0	2- 0	8- 0				
5- 0	0- 0	0- 0	HOME	0- 0	0- 0	5- 0				
6- 2	0- 0	0- 2	AWAY	1- 0	2- 0	3- 0				
0- 0	0- 0	0- 0	NEUTRAL	0- 0	0- 0	0- 0				
6- 2	0- 0	0- 2	NON-CONFERENCE	1- 0	1- 0	4- 0				
2- 0	0- 0	0- 0	HOME	0- 0	0- 0	2- 0				
4- 2	0- 0	0- 2	AWAY	1- 0	1- 0	2- 0				
0- 0	0- 0	0- 0	NEUTRAL	0- 0	0- 0	0- 0				
5- 0	0- 0	0- 0	CONFERENCE	0- 0	1- 0	4- 0				
3- 0	0- 0	0- 0	HOME	0- 0	0- 0	3- 0				
2- 0	0- 0	0- 0	AWAY	0- 0	1- 0	1- 0				
0- 0	0- 0	0- 0	NEUTRAL	0- 0	0- 0	0- 0				

RPI 1-25	RPI 26-50	RPI 51-100	Team's RPI: 74	RPI 101+
RPI S Opponent Score	RPI S Opponent Score	RPI S Opponent Score		RPI S Opponent Score
27 A Texas A&M 48 63	52 A UT Arlington 65 60	122 A George Mason 77 76		136 A Abilene Christian 70 61
42 A South Dakota 74 80		198 A Louisiana Tech 60 58		228 H Prairie View 88 64
		255 A McNeese 96 65		288 A Coppin St. 72 57
		302 H A&M-Corpus Christi 64 56		313 H Nicholls St. 80 55
		331 H Montana 54 46		333 H Houston Baptist 86 49
LAST 12 Division I GAMES:				
255 A McNeese 96 65	313 H Nicholls St. 80 55			
333 H Houston Baptist 86 49	136 A Abilene Christian 70 61			
228 H Prairie View 88 64	302 H A&M-Corpus Christi 64 56			
331 H Montana 54 46	288 A Coppin St. 72 57			
198 A Louisiana Tech 60 58	122 A George Mason 77 76			
52 A UT Arlington 65 60	27 A Texas A&M 48 63			

Non-Div I Games: Okla. Panhandle 77 43 Tex. Permian Basin 89 70 LSU-Shreveport 93 56

SFA

Loss, Non-Conf, S Site, H Home A Away N Neutral

Average RPI Win:	281	WON-LOST	WINNING	LAST 10	STRENGTH OF	OPP. STRENGTH	TEAM	ADJ.	CONF.	ADJ CONF.
Average RPI Loss:	162	RECORD	PCT. RANK	GAMES	SCHEDULE	OF SCHEDULE	RPI	RPI	RPI	RPI
DIV. I ONLY	4- 13	296	2- 7	93	339	262	262	26	26	
DIV. I NON-CONF.	3- 9	275	1- 5	49	314	222	222	29	29	
TOTALS	RPI 1-25	RPI 26-50	W-L RECORDS	RPI 51-100	RPI 101-150	RPI 150+				
4- 13	0- 0	0- 2	OVERALL	0- 2	0- 3	4- 6				
3- 2	0- 0	0- 0	HOME	0- 0	0- 1	3- 1				
0- 8	0- 0	0- 1	AWAY	0- 2	0- 1	0- 4				
1- 3	0- 0	0- 1	NEUTRAL	0- 0	0- 1	1- 1				
3- 9	0- 0	0- 2	NON-CONFERENCE	0- 2	0- 3	3- 2				
2- 1	0- 0	0- 0	HOME	0- 0	0- 1	2- 0				
0- 5	0- 0	0- 1	AWAY	0- 2	0- 1	0- 1				
1- 3	0- 0	0- 1	NEUTRAL	0- 0	0- 1	1- 1				
1- 4	0- 0	0- 0	CONFERENCE	0- 0	0- 0	1- 4				
1- 1	0- 0	0- 0	HOME	0- 0	0- 0	1- 1				
0- 3	0- 0	0- 0	AWAY	0- 0	0- 0	0- 3				
0- 0	0- 0	0- 0	NEUTRAL	0- 0	0- 0	0- 0				

RPI S	Opponent	Score	RPI S	Opponent	Score	RPI S	Opponent	Score	RPI S	Opponent	Score	Team's RPI: 262
41	A South Dakota St.	49 82	56	A Missouri	60 72	115	N Vanderbilt	63 73				
42	N South Dakota	68 75	81	A Northern Ill.	78 97	116	H Western Ill.	74 76				
						139	A Saint Louis	49 90				
						188	A Stetson	68 78				
						204	H Southern Ill.	60 59				
						226	A Morehead St.	66 69				
						246	H Murray St.	77 84				
						272	A Austin Peay	62 85				
						284	N Bethune-Cookman	78 83				
						293	H Tennessee Tech	60 49				
						299	H Illinois St.	92 80				
						305	A Eastern Ky.	63 75				
						326	N Utah Valley	71 64				
LAST 12 Division I GAMES:												
305	A Eastern Ky.	63 75	246	H Murray St.	77 84							
293	H Tennessee Tech	60 49	272	A Austin Peay	62 85							
299	H Illinois St.	92 80	226	A Morehead St.	66 69							
284	N Bethune-Cookman	78 83	56	A Missouri	60 72							
188	A Stetson	68 78	115	N Vanderbilt	63 73							
81	A Northern Ill.	78 97	326	N Utah Valley	71 64							

Non-Div I Games: Mo.-St. Louis 59 49

SIUE

■ Loss,
 ■ Non-Conf,
 ■ S Site,
 ■ Home
 ■ A Away
 N Neutral

Average RPI Win:	185	WON-LOST	WINNING	LAST 10	STRENGTH OF	OPP. STRENGTH	TEAM	ADJ.	CONF.	ADJ CONF.
Average RPI Loss:	71	RECORD	PCT. RANK	GAMES	SCHEDULE	OF SCHEDULE	RPI	RPI	RPI	RPI
DIV. I ONLY	10- 7	133	5- 5	58	58	82	82	5	5	
DIV. I NON-CONF.	9- 4	85	5- 3	124	115	72	72	5	5	
TOTALS	RPI 1-25	RPI 26-50	W-L RECORDS	RPI 51-100	RPI 101-150	RPI 150+				
10- 7	0- 2	1- 1	OVERALL	0- 2	1- 1	8- 1				
7- 2	0- 1	1- 1	HOME	0- 0	0- 0	6- 0				
1- 4	0- 0	0- 0	AWAY	0- 2	1- 1	0- 1				
2- 1	0- 1	0- 0	NEUTRAL	0- 0	0- 0	2- 0				
9- 4	0- 1	1- 0	NON-CONFERENCE	0- 1	1- 1	7- 1				
6- 0	0- 0	1- 0	HOME	0- 0	0- 0	5- 0				
1- 3	0- 0	0- 0	AWAY	0- 1	1- 1	0- 1				
2- 1	0- 1	0- 0	NEUTRAL	0- 0	0- 0	2- 0				
1- 3	0- 1	0- 1	CONFERENCE	0- 1	0- 0	1- 0				
1- 2	0- 1	0- 1	HOME	0- 0	0- 0	1- 0				
0- 1	0- 0	0- 0	AWAY	0- 1	0- 0	0- 0				
0- 0	0- 0	0- 0	NEUTRAL	0- 0	0- 0	0- 0				

RPI 1-25				RPI 26-50				RPI 51-100				RPI 101+			
RPI	S	Opponent	Score	RPI	S	Opponent	Score	RPI	S	Opponent	Score	RPI	S	Opponent	Score
1	H	UConn	48 88	27	H	Texas A&M	54 53	73	A	East Carolina	57 58	119	A	Kansas	75 63
4	N	Mississippi St.	42 91	34	H	Tulane	59 71	85	A	Colorado	50 67	125	A	TCU	67 76
												153	N	Boston College	72 64
												161	H	Cincinnati	64 47
												174	A	New Mexico	49 64
												177	H	Texas Southern	61 36
												218	H	Texas St.	64 56
												228	H	Prairie View	61 54
												239	H	North Texas	65 51
												256	N	Grambling	56 36
												274	H	Seattle U	77 43
LAST 12 Division I GAMES:															
161	H	Cincinnati	64 47	1	H	UConn	48 88	34	H	Tulane	59 71	73	A	East Carolina	57 58
274	H	Seattle U	77 43	174	A	New Mexico	49 64	239	H	North Texas	65 51	85	A	Colorado	50 67
177	H	Texas Southern	61 36	27	H	Texas A&M	54 53								
256	N	Grambling	56 36												
4	N	Mississippi St.	42 91												

Non-Div I Games:

SMU

■ Loss,
 ■ Non-Conf,
 ■ S Site,
 ■ H Home
 ■ A Away
 N Neutral

Sacramento St.

Through Games Of Jan. 15, 2017

Average RPI Win:	252	WON-LOST	WINNING	LAST 10	STRENGTH OF	OPP. STRENGTH	TEAM	ADJ.	CONF.	ADJ CONF.
Average RPI Loss:	162	RECORD	PCT. RANK	GAMES	SCHEDULE	OF SCHEDULE	RPI	RPI	RPI	RPI
DIV. I ONLY	5- 10	250	3- 6	213	276	280	280	17	17	
DIV. I NON-CONF.	3- 7	250	2- 4	221	258	285	285	18	18	
TOTALS	RPI 1-25	RPI 26-50	W-L RECORDS	RPI 51-100	RPI 101-150	RPI 150+				
5- 10	0- 0	0- 1	OVERALL	0- 2	1- 2	4- 5				
4- 4	0- 0	0- 0	HOME	0- 2	1- 0	3- 2				
1- 4	0- 0	0- 1	AWAY	0- 0	0- 2	1- 1				
0- 2	0- 0	0- 0	NEUTRAL	0- 0	0- 0	0- 2				
3- 7	0- 0	0- 1	NON-CONFERENCE	0- 2	1- 1	2- 3				
2- 3	0- 0	0- 0	HOME	0- 2	1- 0	1- 1				
1- 2	0- 0	0- 1	AWAY	0- 0	0- 1	1- 0				
0- 2	0- 0	0- 0	NEUTRAL	0- 0	0- 0	0- 2				
2- 3	0- 0	0- 0	CONFERENCE	0- 0	0- 1	2- 2				
2- 1	0- 0	0- 0	HOME	0- 0	0- 0	2- 1				
0- 2	0- 0	0- 0	AWAY	0- 0	0- 1	0- 1				
0- 0	0- 0	0- 0	NEUTRAL	0- 0	0- 0	0- 0				

RPI 1-25				RPI 26-50				RPI 51-100				RPI 101+				Team's RPI: 280
RPI	S	Opponent	Score	RPI	S	Opponent	Score	RPI	S	Opponent	Score	RPI	S	Opponent	Score	
				43	A	California	73 97	78	H	Southern California	95 111	110	A	Northern Colo.	88 95	
								88	H	UC Davis	78 110	133	A	San Francisco	80 91	
												142	H	Hofstra	97 85	
												157	A	North Dakota	71 94	
												181	N	New Mexico St.	73 99	
												213	H	Portland St.	86 88	
												242	H	Southern Utah	81 69	
												263	H	Cal Poly	97 96	
												286	H	Northern Ariz.	82 76	
												289	H	Nevada	95 99	
												328	A	UC Irvine	78 70	
												329	N	Youngstown St.	94 102	
LAST 12 Division I GAMES:																
				157	A	North Dakota	71 94	286	H	Northern Ariz.	82 76					
				110	A	Northern Colo.	88 95	242	H	Southern Utah	81 69					
				88	H	UC Davis	78 110	213	H	Portland St.	86 88					
				328	A	UC Irvine	78 70	142	H	Hofstra	97 85					
				43	A	California	73 97	329	N	Youngstown St.	94 102					
				78	H	Southern California	95 111	181	N	New Mexico St.	73 99					

Non-Div I Games: Stanislaus St. 102 72

Sacramento St.

■ Loss,
 ■ Non-Conf,
 ■ S Site,
 ■ Home
 ■ A Away
 N Neutral

Sacred Heart

Through Games Of Jan. 15, 2017

Average RPI Win:	247	WON-LOST	WINNING	LAST 10	STRENGTH OF	OPP. STRENGTH	TEAM	ADJ.	CONF.	ADJ CONF.
Average RPI Loss:	166	RECORD	PCT. RANK	GAMES	SCHEDULE	OF SCHEDULE	RPI	RPI	RPI	RPI
DIV. I ONLY	7- 9	203	5- 5	144	327	180	180	32	32	
DIV. I NON-CONF.	3- 8	262	1- 6	58	276	186	186	32	32	
TOTALS	RPI 1-25	RPI 26-50	W-L RECORDS	RPI 51-100	RPI 101-150	RPI 150+				
7- 9	0- 0	0- 1	OVERALL	0- 1	0- 3	7- 4				
3- 3	0- 0	0- 1	HOME	0- 0	0- 0	3- 2				
4- 6	0- 0	0- 0	AWAY	0- 1	0- 3	4- 2				
0- 0	0- 0	0- 0	NEUTRAL	0- 0	0- 0	0- 0				
3- 8	0- 0	0- 1	NON-CONFERENCE	0- 1	0- 3	3- 3				
1- 3	0- 0	0- 1	HOME	0- 0	0- 0	1- 2				
2- 5	0- 0	0- 0	AWAY	0- 1	0- 3	2- 1				
0- 0	0- 0	0- 0	NEUTRAL	0- 0	0- 0	0- 0				
4- 1	0- 0	0- 0	CONFERENCE	0- 0	0- 0	4- 1				
2- 0	0- 0	0- 0	HOME	0- 0	0- 0	2- 0				
2- 1	0- 0	0- 0	AWAY	0- 0	0- 0	2- 1				
0- 0	0- 0	0- 0	NEUTRAL	0- 0	0- 0	0- 0				

RPI S	Opponent	Score	RPI S	Opponent	Score	RPI S	Opponent	Score	RPI S	Opponent	Score	Team's RPI: 180
			31	H Harvard	60 68	63	A Buffalo	55 76	102	A New Hampshire	43 71	
									114	A Iowa St.	56 76	
									130	A Hartford	64 81	
									190	A Fairfield	56 44	
									192	A Binghamton	77 69	
									203	H Brown	66 80	
									224	H Siena	62 58	
									231	H Saint Francis (PA)	73 63	
									266	H Monmouth	54 65	
									268	A Bryant	65 53	
									277	A Central Conn. St.	50 67	
									278	H Robert Morris	69 59	
									311	A Lehigh	62 68	
									344	A Wagner	70 56	
LAST 12 Division I GAMES:												
			231	H Saint Francis (PA)	73 63	268	A Bryant	65 53				
			278	H Robert Morris	69 59	344	A Wagner	70 56				
			114	A Iowa St.	56 76	277	A Central Conn. St.	50 67				
			102	A New Hampshire	43 71	130	A Hartford	64 81				
			224	H Siena	62 58	31	H Harvard	60 68				
			266	H Monmouth	54 65	63	A Buffalo	55 76				

Non-Div I Games:

Sacred Heart

■ Loss,
 ■ Non-Conf,
 ■ S Site,
 ■ H Home
 ■ A Away
 N Neutral

Saint Francis (PA)

Through Games Of Jan. 15, 2017

Average RPI Win:	285	WON-LOST	WINNING	LAST 10	STRENGTH OF	OPP. STRENGTH	TEAM	ADJ.	CONF.	ADJ CONF.
Average RPI Loss:	162	RECORD	PCT. RANK	GAMES	SCHEDULE	OF SCHEDULE	RPI	RPI	RPI	RPI
DIV. I ONLY	7- 9	203	5- 5	259	332	231	231	32	32	
DIV. I NON-CONF.	3- 8	262	1- 6	130	321	225	225	32	32	
TOTALS	RPI 1-25	RPI 26-50	W-L RECORDS	RPI 51-100	RPI 101-150	RPI 150+				
7- 9	0- 1	0- 1	OVERALL	0- 0	0- 2	7- 5				
3- 2	0- 0	0- 0	HOME	0- 0	0- 1	3- 1				
4- 5	0- 1	0- 1	AWAY	0- 0	0- 1	4- 2				
0- 2	0- 0	0- 0	NEUTRAL	0- 0	0- 0	0- 2				
3- 8	0- 1	0- 1	NON-CONFERENCE	0- 0	0- 2	3- 4				
1- 2	0- 0	0- 0	HOME	0- 0	0- 1	1- 1				
2- 4	0- 1	0- 1	AWAY	0- 0	0- 1	2- 1				
0- 2	0- 0	0- 0	NEUTRAL	0- 0	0- 0	0- 2				
4- 1	0- 0	0- 0	CONFERENCE	0- 0	0- 0	4- 1				
2- 0	0- 0	0- 0	HOME	0- 0	0- 0	2- 0				
2- 1	0- 0	0- 0	AWAY	0- 0	0- 0	2- 1				
0- 0	0- 0	0- 0	NEUTRAL	0- 0	0- 0	0- 0				

RPI 1-25				RPI 26-50				RPI 51-100				RPI 101+ Team's RPI: 231			
RPI	S	Opponent	Score	RPI	S	Opponent	Score	RPI	S	Opponent	Score	RPI	S	Opponent	Score
20	A	South Fla.	80 129	37	A	Marquette	91 104					101	A	William & Mary	60 73
												106	H	Cornell	72 78
												152	H	Columbia	77 84
												180	A	Sacred Heart	63 73
												193	N	UMES	82 90
												197	A	Wisconsin	103 100
												250	A	Coastal Caro.	70 59
												253	H	Canisius	95 74
												279	H	St. Francis Brooklyn	79 62
												329	A	Youngstown St.	68 69
												334	H	LIU Brooklyn	66 52
												338	A	Mt. St. Mary's	97 88
												341	N	Jackson St.	84 88
												346	A	Fairleigh Dickinson	82 79
LAST 12 Division I GAMES:															
180	A	Sacred Heart	63 73	338	A	Mt. St. Mary's	97 88								
346	A	Fairleigh Dickinson	82 79	279	H	St. Francis Brooklyn	79 62								
101	A	William & Mary	60 73	334	H	LIU Brooklyn	66 52								
341	N	Jackson St.	84 88	250	A	Coastal Caro.	70 59								
193	N	UMES	82 90	329	A	Youngstown St.	68 69								
20	A	South Fla.	80 129	106	H	Cornell	72 78								

Non-Div I Games:

Saint Francis (PA)

■ Loss,
■ Non-Conf,
■ S Site,
■ Home
■ A Away
N Neutral

Saint Joseph's

Through Games Of Jan. 15, 2017

Average RPI Win:	202	WON-LOST	WINNING	LAST 10	STRENGTH OF	OPP. STRENGTH	TEAM	ADJ.	CONF.	ADJ CONF.
Average RPI Loss:	103	RECORD	PCT. RANK	GAMES	SCHEDULE	OF SCHEDULE	RPI	RPI	RPI	RPI
DIV. I ONLY	6- 11	245	4- 6	37	223	148	148	12	12	
DIV. I NON-CONF.	3- 9	275	2- 5	24	221	172	172	13	13	
TOTALS	RPI 1-25	RPI 26-50	W-L RECORDS	RPI 51-100	RPI 101-150	RPI 150+				
6- 11	0- 0	0- 1	OVERALL	0- 7	2- 1	4- 2				
3- 5	0- 0	0- 1	HOME	0- 3	1- 1	2- 0				
3- 5	0- 0	0- 0	AWAY	0- 1	1- 0	2- 0				
0- 1	0- 0	0- 0	NEUTRAL	0- 1	0- 0	0- 0				
3- 9	0- 0	0- 1	NON-CONFERENCE	0- 6	1- 1	2- 1				
1- 5	0- 0	0- 1	HOME	0- 3	0- 1	1- 0				
2- 3	0- 0	0- 0	AWAY	0- 2	1- 0	1- 1				
0- 1	0- 0	0- 0	NEUTRAL	0- 1	0- 0	0- 0				
3- 2	0- 0	0- 0	CONFERENCE	0- 1	1- 0	2- 1				
2- 0	0- 0	0- 0	HOME	0- 0	1- 0	1- 0				
1- 2	0- 0	0- 0	AWAY	0- 1	0- 0	1- 1				
0- 0	0- 0	0- 0	NEUTRAL	0- 0	0- 0	0- 0				

RPI 1-25				RPI 26-50				RPI 51-100				RPI 101+				Team's RPI: 148	
RPI	S	Opponent	Score	RPI	S	Opponent	Score	RPI	S	Opponent	Score	RPI	S	Opponent	Score		
				33	H	Temple	70 86	61	H	Bucknell	61 64	141	A	Penn	57 53		
								64	A	Drexel	49 60	142	H	Hofstra	64 75		
								75	A	George Washington	44 53	147	H	VCU	64 58		
								77	H	James Madison	72 85	174	A	New Mexico	79 67		
								80	N	BYU	56 71	191	A	La Salle	75 55		
								86	H	Villanova	54 62	214	A	Richmond	52 70		
								91	A	Central Mich.	71 73	215	A	Iona	57 58		
												238	H	Massachusetts	81 50		
												319	H	NJIT	75 36		
LAST 12 Division I GAMES:																	
				75	A	George Washington	44 53	191	A	La Salle	75 55						
				214	A	Richmond	52 70	147	H	VCU	64 58						
				77	H	James Madison	72 85	238	H	Massachusetts	81 50						
				142	H	Hofstra	64 75	91	A	Central Mich.	71 73						
				64	A	Drexel	49 60	86	H	Villanova	54 62						
				319	H	NJIT	75 36	174	A	New Mexico	79 67						

Non-Div I Games:

Saint Joseph's

■ Loss,
 ■ Non-Conf,
 ■ S Site,
 ■ H Home
 ■ A Away
 N Neutral

Average RPI Win:	227	WON-LOST	WINNING	LAST 10	STRENGTH OF	OPP. STRENGTH	TEAM	ADJ.	CONF.	ADJ CONF.
Average RPI Loss:	115	RECORD	PCT. RANK	GAMES	SCHEDULE	OF SCHEDULE	RPI	RPI	RPI	RPI
DIV. I ONLY	14- 4	31	7- 3	328	100	139	139	12	12	
DIV. I NON-CONF.	10- 3	54	5- 2	336	161	156	156	13	13	
TOTALS	RPI 1-25	RPI 26-50	W-L RECORDS	RPI 51-100	RPI 101-150	RPI 150+				
14- 4	0- 0	0- 0	OVERALL	2- 2	2- 0	10- 2				
7- 2	0- 0	0- 0	HOME	2- 1	1- 0	4- 1				
7- 2	0- 0	0- 0	AWAY	0- 1	1- 0	6- 1				
0- 0	0- 0	0- 0	NEUTRAL	0- 0	0- 0	0- 0				
10- 3	0- 0	0- 0	NON-CONFERENCE	2- 1	0- 0	8- 2				
5- 1	0- 0	0- 0	HOME	2- 0	0- 0	3- 1				
5- 2	0- 0	0- 0	AWAY	0- 1	0- 0	5- 1				
0- 0	0- 0	0- 0	NEUTRAL	0- 0	0- 0	0- 0				
4- 1	0- 0	0- 0	CONFERENCE	0- 1	2- 0	2- 0				
2- 1	0- 0	0- 0	HOME	0- 1	1- 0	1- 0				
2- 0	0- 0	0- 0	AWAY	0- 0	1- 0	1- 0				
0- 0	0- 0	0- 0	NEUTRAL	0- 0	0- 0	0- 0				

RPI 1-25			RPI 26-50			RPI 51-100			RPI 101+			Team's RPI: 139
RPI	S	Opponent	Score	RPI	S	Opponent	Score	RPI	S	Opponent	Score	
						56	H Missouri	72 61	122	H George Mason	89 50	
						58	A Little Rock	43 56	147	A VCU	62 48	
						60	H Washington St.	73 70	164	H Indiana St.	67 70	
						72	H Dayton	67 78	166	A Tulsa	64 70	
									230	A Bradley	68 58	
									235	H St. Bonaventure	64 49	
									236	A Loyola Marymount	90 76	
									262	H SIUE	90 49	
									275	A Davidson	106 69	
									276	A Southeast Mo. St.	89 50	
									294	A Lipscomb	83 38	
									305	H Eastern Ky.	78 51	
									328	A UC Irvine	79 69	
									345	H Morgan St.	71 43	
LAST 12 Division I GAMES:												
122	H	George Mason	89 50	72	H	Dayton	67 78					
275	A	Davidson	106 69	235	H	St. Bonaventure	64 49					
294	A	Lipscomb	83 38	147	A	VCU	62 48					
56	H	Missouri	72 61	164	H	Indiana St.	67 70					
60	H	Washington St.	73 70	305	H	Eastern Ky.	78 51					
166	A	Tulsa	64 70	276	A	Southeast Mo. St.	89 50					

Non-Div I Games:

Saint Louis

Saint Peter's

Through Games Of Jan. 15, 2017

Average RPI Win:	252	WON-LOST	WINNING	LAST 10	STRENGTH OF	OPP. STRENGTH	TEAM	ADJ.	CONF.	ADJ CONF.
Average RPI Loss:	151	RECORD	PCT. RANK	GAMES	SCHEDULE	OF SCHEDULE	RPI	RPI	RPI	RPI
DIV. I ONLY	3- 14	316	2- 8	160	211	283	283	18	18	
DIV. I NON-CONF.	1- 8	314	1- 3	132	208	303	303	17	17	
TOTALS	RPI 1-25	RPI 26-50	W-L RECORDS	RPI 51-100	RPI 101-150	RPI 150+				
3- 14	0- 1	0- 3	OVERALL	0- 1	0- 2	3- 7				
2- 3	0- 0	0- 1	HOME	0- 0	0- 0	2- 2				
1- 8	0- 0	0- 0	AWAY	0- 0	0- 0	1- 1				
0- 3	0- 0	0- 0	NEUTRAL	0- 0	0- 2	0- 1				
1- 8	0- 1	0- 1	NON-CONFERENCE	0- 1	0- 2	1- 3				
1- 0	0- 0	0- 0	HOME	0- 0	0- 0	1- 0				
0- 5	0- 1	0- 1	AWAY	0- 1	0- 0	0- 2				
0- 3	0- 0	0- 0	NEUTRAL	0- 0	0- 2	0- 1				
2- 6	0- 0	0- 2	CONFERENCE	0- 0	0- 0	2- 4				
1- 3	0- 0	0- 1	HOME	0- 0	0- 0	1- 2				
1- 3	0- 0	0- 1	AWAY	0- 0	0- 0	1- 2				
0- 0	0- 0	0- 0	NEUTRAL	0- 0	0- 0	0- 0				

RPI 1-25				RPI 26-50				RPI 51-100				RPI 101+ Team's RPI: 283			
RPI	S	Opponent	Score	RPI	S	Opponent	Score	RPI	S	Opponent	Score	RPI	S	Opponent	Score
3	A	South Carolina	38 93	26	A	Maryland	49 101	93	A	Penn St.	50 106	113	N	Hampton	42 71
				48	A	Quinnipiac	47 82					120	N	Maine	43 59
				48	H	Quinnipiac	51 84					170	H	Niagara	78 66
												203	A	Brown	71 80
												215	H	Iona	58 66
												220	N	Bowling Green	68 73
												224	A	Siena	55 80
												240	A	Marist	73 69
												253	H	Canisius	54 59
												266	A	Monmouth	59 76
												279	A	St. Francis Brooklyn	52 58
												346	H	Fairleigh Dickinson	65 43
LAST 12 Division I GAMES:															
215	H	Iona	58 66	224	A	Siena	55 80								
48	A	Quinnipiac	47 82	253	H	Canisius	54 59								
170	H	Niagara	78 66	266	A	Monmouth	59 76								
203	A	Brown	71 80	26	A	Maryland	49 101								
346	H	Fairleigh Dickinson	65 43	240	A	Marist	73 69								
279	A	St. Francis Brooklyn	52 58	48	H	Quinnipiac	51 84								

Non-Div I Games:

Saint Peter's

■ Loss,
 ■ Non-Conf,
 ■ S Site,
 ■ H Home
 ■ A Away
 N Neutral

Sam Houston St.

Through Games Of Jan. 15, 2017

Average RPI Win:	0	WON-LOST	WINNING	LAST 10	STRENGTH OF	OPP. STRENGTH	TEAM	ADJ.	CONF.	ADJ CONF.
Average RPI Loss:	213	RECORD	PCT. RANK	GAMES	SCHEDULE	OF SCHEDULE	RPI	RPI	RPI	RPI
DIV. I ONLY	0- 14	345	0- 10	262	325	343	343	27	27	
DIV. I NON-CONF.	0- 9	335	0- 7	129	299	329	329	26	26	
TOTALS	RPI 1-25	RPI 26-50	W-L RECORDS	RPI 51-100	RPI 101-150	RPI 150+				
0- 14	0- 1	0- 0	OVERALL	0- 1	0- 1	0- 11				
0- 2	0- 0	0- 0	HOME	0- 0	0- 0	0- 2				
0- 11	0- 1	0- 0	AWAY	0- 1	0- 1	0- 7				
0- 1	0- 0	0- 0	NEUTRAL	0- 0	0- 0	0- 1				
0- 9	0- 1	0- 0	NON-CONFERENCE	0- 1	0- 1	0- 6				
0- 1	0- 0	0- 0	HOME	0- 0	0- 0	0- 1				
0- 7	0- 1	0- 0	AWAY	0- 1	0- 1	0- 4				
0- 1	0- 0	0- 0	NEUTRAL	0- 0	0- 0	0- 1				
0- 5	0- 0	0- 0	CONFERENCE	0- 0	0- 0	0- 5				
0- 1	0- 0	0- 0	HOME	0- 0	0- 0	0- 1				
0- 4	0- 0	0- 0	AWAY	0- 0	0- 0	0- 4				
0- 0	0- 0	0- 0	NEUTRAL	0- 0	0- 0	0- 0				

RPI 1-25				RPI 26-50				RPI 51-100				RPI 101+ Team's RPI: 343			
RPI	S	Opponent	Score	RPI	S	Opponent	Score	RPI	S	Opponent	Score	RPI	S	Opponent	Score
18	A	LSU	41 89					97	A	Arkansas	39 71	125	A	TCU	37 81
												163	A	Rice	51 77
												210	A	New Orleans	49 78
												218	A	Texas St.	46 69
												228	A	Prairie View	65 75
												229	N	Marshall	50 73
												248	A	UTRGV	50 78
												248	H	UTRGV	45 69
												255	A	McNeese	56 79
												301	A	Northwestern St.	51 78
												313	H	Nicholls St.	59 66
												333	A	Houston Baptist	51 61
LAST 12 Division I GAMES:															
255	A	McNeese	56 79	301	A	Northwestern St.	51 78								
333	A	Houston Baptist	51 61	210	A	New Orleans	49 78								
218	A	Texas St.	46 69	313	H	Nicholls St.	59 66								
18	A	LSU	41 89	248	A	UTRGV	50 78								
228	A	Prairie View	65 75	229	N	Marshall	50 73								
163	A	Rice	51 77	248	H	UTRGV	45 69								

Non-Div I Games: Wiley 51 57

Sam Houston St.

Loss, Non-Conf, S Site, H Home A Away N Neutral

Average RPI Win: 229	WON-LOST	WINNING	LAST 10	STRENGTH OF	OPP. STRENGTH	TEAM	ADJ.	CONF.	ADJ CONF.
Average RPI Loss: 127	RECORD	PCT. RANK	GAMES	SCHEDULE	OF SCHEDULE	RPI	RPI	RPI	RPI
DIV. I ONLY	7- 11	230	3- 7	207	132	227	227	21	21
DIV. I NON-CONF.	6- 8	202	4- 4	181	96	194	194	22	22
TOTALS	RPI 1-25	RPI 26-50	W-L RECORDS	RPI 51-100	RPI 101-150	RPI 150+			
7- 11	0- 1	0- 2	OVERALL	1- 3	0- 1	6- 4			
5- 3	0- 0	0- 0	HOME	0- 2	0- 0	5- 1			
2- 6	0- 1	0- 2	AWAY	1- 1	0- 0	1- 2			
0- 2	0- 0	0- 0	NEUTRAL	0- 0	0- 1	0- 1			
6- 8	0- 1	0- 2	NON-CONFERENCE	1- 2	0- 1	5- 2			
5- 1	0- 0	0- 0	HOME	0- 1	0- 0	5- 0			
1- 5	0- 1	0- 2	AWAY	1- 1	0- 0	0- 1			
0- 2	0- 0	0- 0	NEUTRAL	0- 0	0- 1	0- 1			
1- 3	0- 0	0- 0	CONFERENCE	0- 1	0- 0	1- 2			
0- 2	0- 0	0- 0	HOME	0- 1	0- 0	0- 1			
1- 1	0- 0	0- 0	AWAY	0- 0	0- 0	1- 1			
0- 0	0- 0	0- 0	NEUTRAL	0- 0	0- 0	0- 0			

RPI 1-25				RPI 26-50				RPI 51-100				RPI 101+ Team's RPI: 227			
RPI	S	Opponent	Score	RPI	S	Opponent	Score	RPI	S	Opponent	Score	RPI	S	Opponent	Score
17	A	Kentucky	57 80	31	A	Harvard	52 57	66	A	Wake Forest	40 51	113	N	Hampton	57 63
				49	A	Georgia Tech	57 62	90	A	Georgia	65 59	165	N	UC Riverside	48 51
								98	H	Belmont	54 73	169	H	UAB	52 49
								100	H	Chattanooga	61 77	211	H	Memphis	48 42
												216	H	ETSU	57 69
												221	H	Alabama St.	63 49
												269	A	UNCG	40 64
												270	H	UT Martin	69 62
												271	A	Rhode Island	63 78
												296	A	Western Caro.	49 42
												348	H	Alabama A&M	61 37
LAST 12 Division I GAMES:															
100	H	Chattanooga	61 77	269	A	UNCG	40 64								
113	N	Hampton	57 63	296	A	Western Caro.	49 42								
165	N	UC Riverside	48 51	216	H	ETSU	57 69								
90	A	Georgia	65 59	98	H	Belmont	54 73								
66	A	Wake Forest	40 51	348	H	Alabama A&M	61 37								
169	H	UAB	52 49	221	H	Alabama St.	63 49								

Non-Div I Games:

Samford

 Loss,
 Non-Conf,
 S Site,
 H Home
 A Away
N Neutral

Average RPI Win:	232	WON-LOST	WINNING	LAST 10	STRENGTH OF	OPP. STRENGTH	TEAM	ADJ.	CONF.	ADJ CONF.
Average RPI Loss:	140	RECORD	PCT. RANK	GAMES	SCHEDULE	OF SCHEDULE	RPI	RPI	RPI	RPI
DIV. I ONLY	8- 8	160	4- 6	244	218	219	219	14	14	
DIV. I NON-CONF.	6- 4	126	3- 3	251	279	183	183	12	12	
TOTALS	RPI 1-25	RPI 26-50	W-L RECORDS	RPI 51-100	RPI 101-150	RPI 150+				
8- 8	0- 0	0- 0	OVERALL	0- 2	2- 3	6- 3				
6- 3	0- 0	0- 0	HOME	0- 0	1- 1	5- 2				
2- 5	0- 0	0- 0	AWAY	0- 0	1- 0	1- 0				
0- 0	0- 0	0- 0	NEUTRAL	0- 0	0- 0	0- 0				
6- 4	0- 0	0- 0	NON-CONFERENCE	0- 1	0- 2	6- 1				
5- 1	0- 0	0- 0	HOME	0- 0	0- 0	5- 1				
1- 3	0- 0	0- 0	AWAY	0- 1	0- 2	1- 0				
0- 0	0- 0	0- 0	NEUTRAL	0- 0	0- 0	0- 0				
2- 4	0- 0	0- 0	CONFERENCE	0- 1	2- 1	0- 2				
1- 2	0- 0	0- 0	HOME	0- 0	1- 1	0- 1				
1- 2	0- 0	0- 0	AWAY	0- 1	1- 0	0- 1				
0- 0	0- 0	0- 0	NEUTRAL	0- 0	0- 0	0- 0				

RPI	S	Opponent	Score	RPI	S	Opponent	Score	RPI	S	Opponent	Score	RPI	S	Opponent	Score	Team's RPI: 219
60	A	Washington St.	73	83	80	A	BYU	63	81	110	A	Northern Colo.	51	54		
										111	A	Arizona	59	76		
										121	A	Santa Clara	57	56		
										133	H	San Francisco	67	82		
										140	H	St. Mary's (CA)	73	71		
										157	H	North Dakota	61	65		
										172	A	Pacific	64	84		
										196	A	CSUN	76	67		
										233	H	San Diego St.	91	53		
										259	H	UC Santa Barbara	77	63		
										274	H	Seattle U	67	44		
										289	H	Nevada	70	54		
										297	H	Pepperdine	42	55		
										347	H	Cal St. Fullerton	103	50		
LAST 12 Division I GAMES:																
172	A	Pacific	64	84	80	A	BYU	63	81							
140	H	St. Mary's (CA)	73	71	121	A	Santa Clara	57	56							
133	H	San Francisco	67	82	297	H	Pepperdine	42	55							
157	H	North Dakota	61	65	111	A	Arizona	59	76							
274	H	Seattle U	67	44	60	A	Washington St.	73	83							
289	H	Nevada	70	54	259	H	UC Santa Barbara	77	63							

Non-Div I Games:

San Diego

■ Loss,
 ■ Non-Conf,
 ■ S Site,
 ■ H Home
 ■ A Away
 N Neutral

Average RPI Win:	245	WON-LOST	WINNING	LAST 10	STRENGTH OF	OPP. STRENGTH	TEAM	ADJ.	CONF.	ADJ CONF.
Average RPI Loss:	157	RECORD	PCT. RANK	GAMES	SCHEDULE	OF SCHEDULE	RPI	RPI	RPI	RPI
DIV. I ONLY	5- 9	239	4- 5	187	251	233	233	13	13	
DIV. I NON-CONF.	3- 6	230	3- 3	186	280	236	236	15	15	
TOTALS	RPI 1-25	RPI 26-50	W-L RECORDS	RPI 51-100	RPI 101-150	RPI 150+				
5- 9	0- 0	0- 1	OVERALL	1- 2	0- 0	4- 6				
3- 2	0- 0	0- 1	HOME	1- 0	0- 0	2- 1				
1- 6	0- 0	0- 0	AWAY	0- 1	0- 0	1- 5				
1- 1	0- 0	0- 0	NEUTRAL	0- 1	0- 0	1- 0				
3- 6	0- 0	0- 1	NON-CONFERENCE	0- 2	0- 0	3- 3				
1- 2	0- 0	0- 1	HOME	0- 0	0- 0	1- 1				
1- 3	0- 0	0- 0	AWAY	0- 1	0- 0	1- 2				
1- 1	0- 0	0- 0	NEUTRAL	0- 1	0- 0	1- 0				
2- 3	0- 0	0- 0	CONFERENCE	1- 0	0- 0	1- 3				
2- 0	0- 0	0- 0	HOME	1- 0	0- 0	1- 0				
0- 3	0- 0	0- 0	AWAY	0- 0	0- 0	0- 3				
0- 0	0- 0	0- 0	NEUTRAL	0- 0	0- 0	0- 0				

RPI 1-25				RPI 26-50				RPI 51-100				RPI 101+				Team's RPI: 233	
RPI	S	Opponent	Score	RPI	S	Opponent	Score	RPI	S	Opponent	Score	RPI	S	Opponent	Score		
				32	H	Michigan	57 92	52	N	UT Arlington	58 64	165	A	UC Riverside	44 72		
								54	H	Boise St.	84 77	174	A	New Mexico	42 85		
								88	A	UC Davis	55 75	219	A	San Diego	53 91		
												222	A	San Jose St.	80 81		
												225	A	Utah St.	47 53		
												236	H	Loyola Marymount	53 60		
												259	H	UC Santa Barbara	84 70		
												277	N	Central Conn. St.	80 62		
												289	H	Nevada	83 78		
												347	A	Cal St. Fullerton	71 61		
LAST 12 Division I GAMES:																	
				289	H	Nevada	83 78	225	A	Utah St.	47 53						
				174	A	New Mexico	42 85	222	A	San Jose St.	80 81						
				347	A	Cal St. Fullerton	71 61	54	H	Boise St.	84 77						
				259	H	UC Santa Barbara	84 70	277	N	Central Conn. St.	80 62						
				32	H	Michigan	57 92	52	N	UT Arlington	58 64						
				88	A	UC Davis	55 75	236	H	Loyola Marymount	53 60						

Non-Div I Games: Biola 63 48 San Diego Christian80 70

San Diego St.

San Francisco

Through Games Of Jan. 15, 2017

Average RPI Win:	203	WON-LOST	WINNING	LAST 10	STRENGTH OF	OPP. STRENGTH	TEAM	ADJ.	CONF.	ADJ CONF.
Average RPI Loss:	114	RECORD	PCT. RANK	GAMES	SCHEDULE	OF SCHEDULE	RPI	RPI	RPI	RPI
DIV. I ONLY	9- 8	152	5- 5	173	111	133	133	14	14	
DIV. I NON-CONF.	6- 5	149	3- 3	218	131	160	160	12	12	
TOTALS	RPI 1-25	RPI 26-50	W-L RECORDS	RPI 51-100	RPI 101-150	RPI 150+				
9- 8	0- 0	0- 1	OVERALL	2- 2	1- 3	6- 2				
6- 1	0- 0	0- 0	HOME	2- 1	1- 0	3- 0				
2- 7	0- 0	0- 1	AWAY	0- 1	0- 3	2- 2				
1- 0	0- 0	0- 0	NEUTRAL	0- 0	0- 0	1- 0				
6- 5	0- 0	0- 1	NON-CONFERENCE	1- 2	0- 1	5- 1				
4- 1	0- 0	0- 0	HOME	1- 1	0- 0	3- 0				
1- 4	0- 0	0- 1	AWAY	0- 1	0- 1	1- 1				
1- 0	0- 0	0- 0	NEUTRAL	0- 0	0- 0	1- 0				
3- 3	0- 0	0- 0	CONFERENCE	1- 0	1- 2	1- 1				
2- 0	0- 0	0- 0	HOME	1- 0	1- 0	0- 0				
1- 3	0- 0	0- 0	AWAY	0- 0	0- 2	1- 1				
0- 0	0- 0	0- 0	NEUTRAL	0- 0	0- 0	0- 0				

RPI	S	Opponent	Score	RPI	S	Opponent	Score	RPI	S	Opponent	Score	RPI	S	Opponent	Score	Team's RPI: 133
43	A	California	52	75	60	A	Washington St.	35	73	104	A	Gonzaga	46	61		
					76	H	Long Beach St.	73	71	121	H	Santa Clara	77	68		
					80	H	BYU	70	63	140	A	St. Mary's (CA)	72	75		
					88	H	UC Davis	58	78	150	A	Fresno St.	48	61		
										157	A	North Dakota	63	71		
										172	A	Pacific	60	63		
										219	A	San Diego	82	67		
										222	H	San Jose St.	79	71		
										263	A	Cal Poly	73	67		
										274	H	Seattle U	73	59		
										280	H	Sacramento St.	91	80		
										296	N	Western Caro.	73	52		
LAST 12 Division I GAMES:																
104	A	Gonzaga	46	61	172	A	Pacific	60	63							
121	H	Santa Clara	77	68	80	H	BYU	70	63							
219	A	San Diego	82	67	140	A	St. Mary's (CA)	72	75							
88	H	UC Davis	58	78	157	A	North Dakota	63	71							
263	A	Cal Poly	73	67	150	A	Fresno St.	48	61							
222	H	San Jose St.	79	71	296	N	Western Caro.	73	52							

Non-Div I Games:

San Francisco

 Loss,
 Non-Conf,
 S Site,
 H Home
 A Away
N Neutral

Average RPI Win:	240	WON-LOST	WINNING	LAST 10	STRENGTH OF	OPP. STRENGTH	TEAM	ADJ.	CONF.	ADJ CONF.
Average RPI Loss:	104	RECORD	PCT. RANK	GAMES	SCHEDULE	OF SCHEDULE	RPI	RPI	RPI	RPI
DIV. I ONLY	5- 11	257	3- 6	138	80	222	222	13	13	
DIV. I NON-CONF.	2- 9	293	0- 6	77	22	206	206	15	15	
TOTALS	RPI 1-25	RPI 26-50	W-L RECORDS	RPI 51-100	RPI 101-150	RPI 150+				
5- 11	0- 2	0- 2	OVERALL	0- 0	1- 4	4- 3				
4- 2	0- 0	0- 0	HOME	0- 0	1- 1	3- 1				
1- 7	0- 1	0- 1	AWAY	0- 0	0- 2	1- 2				
0- 2	0- 1	0- 1	NEUTRAL	0- 0	0- 0	0- 0				
2- 9	0- 2	0- 2	NON-CONFERENCE	0- 0	1- 2	1- 3				
1- 2	0- 0	0- 0	HOME	0- 0	1- 1	0- 1				
1- 5	0- 1	0- 1	AWAY	0- 0	0- 1	1- 2				
0- 2	0- 1	0- 1	NEUTRAL	0- 0	0- 0	0- 0				
3- 2	0- 0	0- 0	CONFERENCE	0- 0	0- 2	3- 0				
3- 0	0- 0	0- 0	HOME	0- 0	0- 0	3- 0				
0- 2	0- 0	0- 0	AWAY	0- 0	0- 2	0- 0				
0- 0	0- 0	0- 0	NEUTRAL	0- 0	0- 0	0- 0				

RPI 1-25				RPI 26-50				RPI 51-100				RPI 101+ Team's RPI: 222			
RPI	S	Opponent	Score	RPI	S	Opponent	Score	RPI	S	Opponent	Score	RPI	S	Opponent	Score
4	N	Mississippi St.	51 88	42	A	South Dakota	69 84					103	A	Colorado St.	67 70
24	A	Arizona St.	37 82	47	N	Oregon	62 91					121	H	Santa Clara	75 64
												133	A	San Francisco	71 79
												140	H	St. Mary's (CA)	64 85
												150	A	Fresno St.	74 88
												151	A	Nebraska	61 83
												172	H	Pacific	96 99
												181	A	New Mexico St.	55 66
												233	H	San Diego St.	81 80
												241	A	Hawaii	77 61
												289	H	Nevada	107 84
												314	H	Air Force	86 74
LAST 12 Division I GAMES:															
103	A	Colorado St.	67 70	314	H	Air Force	86 74								
289	H	Nevada	107 84	233	H	San Diego St.	81 80								
42	A	South Dakota	69 84	150	A	Fresno St.	74 88								
151	A	Nebraska	61 83	47	N	Oregon	62 91								
133	A	San Francisco	71 79	4	N	Mississippi St.	51 88								
140	H	St. Mary's (CA)	64 85	241	A	Hawaii	77 61								

Non-Div I Games: Stanislaus St. 90 85

San Jose St.

Santa Clara

Through Games Of Jan. 15, 2017

Average RPI Win:	191	WON-LOST	WINNING	LAST 10	STRENGTH OF	OPP. STRENGTH	TEAM	ADJ.	CONF.	ADJ CONF.
Average RPI Loss:	101	RECORD	PCT. RANK	GAMES	SCHEDULE	OF SCHEDULE	RPI	RPI	RPI	RPI
DIV. I ONLY	8- 8	160	0- 1	69	163	121	121	14	14	
DIV. I NON-CONF.	4- 6	208	0- 1	12	149	94	94	12	12	
TOTALS	RPI 1-25	RPI 26-50	W-L RECORDS	RPI 51-100	RPI 101-150	RPI 150+				
8- 8	0- 1	1- 3	OVERALL	1- 1	0- 1	6- 2				
4- 2	0- 0	0- 1	HOME	1- 0	0- 0	3- 1				
2- 3	0- 0	0- 0	AWAY	0- 0	0- 0	2- 0				
2- 3	0- 1	1- 1	NEUTRAL	0- 1	0- 0	1- 0				
4- 6	0- 1	1- 3	NON-CONFERENCE	0- 1	0- 0	3- 1				
1- 1	0- 0	0- 1	HOME	0- 0	0- 0	1- 0				
1- 2	0- 0	0- 1	AWAY	0- 0	0- 0	1- 1				
2- 3	0- 1	1- 1	NEUTRAL	0- 1	0- 0	1- 0				
4- 2	0- 0	0- 0	CONFERENCE	1- 0	0- 1	3- 1				
3- 1	0- 0	0- 0	HOME	1- 0	0- 0	2- 1				
1- 1	0- 0	0- 0	AWAY	0- 0	0- 1	1- 0				
0- 0	0- 0	0- 0	NEUTRAL	0- 0	0- 0	0- 0				

RPI 1-25			RPI 26-50			RPI 51-100			RPI 101+			Team's RPI: 121
RPI	S	Opponent	Score	RPI	S	Opponent	Score	RPI	S	Opponent	Score	Score
20	N	South Fla.	54 63	37	N	Marquette	65 62	79	N	Montana St.	50 77	133 A San Francisco 68 77
				39	N	Oklahoma St.	53 67	80	H	BYU	64 63	181 N New Mexico St. 60 46
				43	A	California	58 73					187 H Idaho St. 82 78
				50	H	Northwestern	75 87					219 H San Diego 56 57
												222 A San Jose St. 64 75
												236 H Loyola Marymount 71 64
												251 A Portland 56 44
												259 A UC Santa Barbara 69 58
												297 H Pepperdine 61 40
LAST 12 Division I GAMES:												
236	H	Loyola Marymount	71 64	20	N	South Fla.	54 63	297	H	Pepperdine	61 40	
251	A	Portland	56 44					219	H	San Diego	56 57	
133	A	San Francisco	68 77	80	H	BYU	64 63	50	H	Northwestern	75 87	
				181	N	New Mexico St.	60 46	259	A	UC Santa Barbara	69 58	
				39	N	Oklahoma St.	53 67	79	N	Montana St.	50 77	

Non-Div I Games: UC Santa Cruz 85 39

Santa Clara

Loss, Non-Conf, S Site, H Home A Away N Neutral

Average RPI Win:	285	WON-LOST	WINNING	LAST 10	STRENGTH OF	OPP. STRENGTH	TEAM	ADJ.	CONF.	ADJ CONF.
Average RPI Loss:	160	RECORD	PCT. RANK	GAMES	SCHEDULE	OF SCHEDULE	RPI	RPI	RPI	RPI
DIV. I ONLY	2- 13	324	1- 9	195	232	321	321	31	31	
DIV. I NON-CONF.	1- 10	325	0- 8	125	103	302	302	31	31	
TOTALS	RPI 1-25	RPI 26-50	W-L RECORDS	RPI 51-100	RPI 101-150	RPI 150+				
2- 13	0- 3	0- 0	OVERALL	0- 1	0- 3	2- 6				
2- 5	0- 1	0- 0	HOME	0- 1	0- 0	2- 3				
0- 8	0- 2	0- 0	AWAY	0- 0	0- 3	0- 3				
0- 0	0- 0	0- 0	NEUTRAL	0- 0	0- 0	0- 0				
1- 10	0- 3	0- 0	NON-CONFERENCE	0- 1	0- 2	1- 4				
1- 4	0- 1	0- 0	HOME	0- 1	0- 0	1- 2				
0- 6	0- 2	0- 0	AWAY	0- 0	0- 2	0- 2				
0- 0	0- 0	0- 0	NEUTRAL	0- 0	0- 0	0- 0				
1- 3	0- 0	0- 0	CONFERENCE	0- 0	0- 1	1- 2				
1- 1	0- 0	0- 0	HOME	0- 0	0- 0	1- 1				
0- 2	0- 0	0- 0	AWAY	0- 0	0- 1	0- 1				
0- 0	0- 0	0- 0	NEUTRAL	0- 0	0- 0	0- 0				

RPI 1-25				RPI 26-50				RPI 51-100				RPI 101+ Team's RPI: 321			
RPI	S	Opponent	Score	RPI	S	Opponent	Score	RPI	S	Opponent	Score	RPI	S	Opponent	Score
3	H	South Carolina	30 70					57	H	Jacksonville	40 55	108	A	FGCU	40 89
5	A	Washington	36 87									113	A	Hampton	46 75
21	A	Auburn	46 75									114	A	Iowa St.	51 74
												186	A	Seton Hall	60 74
												221	H	Alabama St.	54 39
												261	A	Norfolk St.	55 61
												284	H	Bethune-Cookman	31 38
												297	H	Jacksonville St.	57 64
												306	H	Ga. Southern	45 50
												322	A	Kennesaw St.	60 72
												349	H	Florida A&M	56 52
LAST 12 Division I GAMES:															
284	H	Bethune-Cookman	31 38	349	H	Florida A&M	56 52								
108	A	FGCU	40 89	113	A	Hampton	46 75								
3	H	South Carolina	30 70	261	A	Norfolk St.	55 61								
5	A	Washington	36 87	306	H	Ga. Southern	45 50								
21	A	Auburn	46 75	57	H	Jacksonville	40 55								
297	H	Jacksonville St.	57 64	322	A	Kennesaw St.	60 72								

Non-Div I Games: Columbia (SC) 68 52

Savannah St.

■ Loss,
 ■ Non-Conf,
 ■ S Site,
 ■ H Home
 ■ A Away
 N Neutral

Average RPI Win:	303	WON-LOST	WINNING	LAST 10	STRENGTH OF	OPP. STRENGTH	TEAM	ADJ.	CONF.	ADJ CONF.
Average RPI Loss:	135	RECORD	PCT. RANK	GAMES	SCHEDULE	OF SCHEDULE	RPI	RPI	RPI	RPI
DIV. I ONLY	6- 12	250	4- 6	278	205	274	274	29	29	
DIV. I NON-CONF.	3- 12	288	2- 7	210	214	296	296	30	30	
TOTALS	RPI 1-25	RPI 26-50	W-L RECORDS	RPI 51-100	RPI 101-150	RPI 150+				
6- 12	0- 1	0- 0	OVERALL	0- 3	0- 3	6- 5				
3- 5	0- 1	0- 0	HOME	0- 0	0- 1	3- 3				
3- 7	0- 0	0- 0	AWAY	0- 3	0- 2	3- 2				
0- 0	0- 0	0- 0	NEUTRAL	0- 0	0- 0	0- 0				
3- 12	0- 1	0- 0	NON-CONFERENCE	0- 3	0- 3	3- 5				
2- 5	0- 1	0- 0	HOME	0- 0	0- 1	2- 3				
1- 7	0- 0	0- 0	AWAY	0- 3	0- 2	1- 2				
0- 0	0- 0	0- 0	NEUTRAL	0- 0	0- 0	0- 0				
3- 0	0- 0	0- 0	CONFERENCE	0- 0	0- 0	3- 0				
1- 0	0- 0	0- 0	HOME	0- 0	0- 0	1- 0				
2- 0	0- 0	0- 0	AWAY	0- 0	0- 0	2- 0				
0- 0	0- 0	0- 0	NEUTRAL	0- 0	0- 0	0- 0				

RPI 1-25				RPI 26-50				RPI 51-100				RPI 101+ Team's RPI: 274			
RPI	S	Opponent	Score	RPI	S	Opponent	Score	RPI	S	Opponent	Score	RPI	S	Opponent	Score
5	H	Washington	64 94					54	A	Boise St.	68 73	103	A	Colorado St.	62 66
								79	A	Montana St.	56 75	132	H	Idaho	64 68
								82	A	SMU	43 77	133	A	San Francisco	59 73
												165	A	UC Riverside	54 58
												196	H	CSUN	64 68
												213	H	Portland St.	71 79
												219	A	San Diego	44 67
												236	H	Loyola Marymount	59 62
												259	H	UC Santa Barbara	58 53
												292	H	CSU Bakersfield	54 47
												300	A	UMKC	75 65
												309	A	Denver	75 72
												327	A	Chicago St.	64 51
												331	H	Montana	60 44
LAST 12 Division I GAMES:															
196	H	CSUN	64 68	327	A	Chicago St.	64 51								
82	A	SMU	43 77	300	A	UMKC	75 65								
103	A	Colorado St.	62 66	292	H	CSU Bakersfield	54 47								
309	A	Denver	75 72	79	A	Montana St.	56 75								
219	A	San Diego	44 67	331	H	Montana	60 44								
165	A	UC Riverside	54 58	236	H	Loyola Marymount	59 62								

Non-Div I Games:

Seattle U

■ Loss,
 ■ Non-Conf,
 ■ S Site,
 ■ H Home
 ■ A Away
 N Neutral

Average RPI Win:	200	WON-LOST	WINNING	LAST 10	STRENGTH OF	OPP. STRENGTH	TEAM	ADJ.	CONF.	ADJ CONF.
Average RPI Loss:	99	RECORD	PCT. RANK	GAMES	SCHEDULE	OF SCHEDULE	RPI	RPI	RPI	RPI
DIV. I ONLY	8- 10	196	3- 7	171	41	186	186	7	7	
DIV. I NON-CONF.	7- 4	114	3- 2	263	110	157	157	7	7	
TOTALS	RPI 1-25	RPI 26-50	W-L RECORDS	RPI 51-100	RPI 101-150	RPI 150+				
8- 10	0- 1	0- 3	OVERALL	2- 2	1- 1	5- 3				
7- 3	0- 1	0- 1	HOME	2- 1	1- 0	4- 0				
1- 7	0- 0	0- 2	AWAY	0- 1	0- 1	1- 3				
0- 0	0- 0	0- 0	NEUTRAL	0- 0	0- 0	0- 0				
7- 4	0- 0	0- 1	NON-CONFERENCE	1- 1	1- 0	5- 2				
6- 1	0- 0	0- 0	HOME	1- 1	1- 0	4- 0				
1- 3	0- 0	0- 1	AWAY	0- 0	0- 0	1- 2				
0- 0	0- 0	0- 0	NEUTRAL	0- 0	0- 0	0- 0				
1- 6	0- 1	0- 2	CONFERENCE	1- 1	0- 1	0- 1				
1- 2	0- 1	0- 1	HOME	1- 0	0- 0	0- 0				
0- 4	0- 0	0- 1	AWAY	0- 1	0- 1	0- 1				
0- 0	0- 0	0- 0	NEUTRAL	0- 0	0- 0	0- 0				

RPI 1-25				RPI 26-50				RPI 51-100				RPI 101+ Team's RPI: 186			
RPI	S	Opponent	Score	RPI	S	Opponent	Score	RPI	S	Opponent	Score	RPI	S	Opponent	Score
15	H	DePaul	65 96	37	H	Marquette	77 83	52	H	UT Arlington	61 86	137	A	Xavier	64 72
				45	A	Georgetown	58 77	66	H	Wake Forest	70 63	138	H	Rider	89 81
				46	A	Minnesota	57 90	68	H	St. John's (NY)	64 59	153	H	Boston College	71 66
								86	A	Villanova	52 69	168	A	Rutgers	45 53
												195	A	Butler	58 79
												205	A	Princeton	67 94
												240	A	Marist	76 63
												277	H	Central Conn. St.	78 70
												321	H	Savannah St.	74 60
												334	H	LIU Brooklyn	77 59
LAST 12 Division I GAMES:															
15	H	DePaul	65 96	45	A	Georgetown	58 77								
137	A	Xavier	64 72	86	A	Villanova	52 69								
195	A	Butler	58 79	37	H	Marquette	77 83								
68	H	St. John's (NY)	64 59	334	H	LIU Brooklyn	77 59								
138	H	Rider	89 81	66	H	Wake Forest	70 63								
168	A	Rutgers	45 53	205	A	Princeton	67 94								

Non-Div I Games:

Seton Hall

■ Loss,
■ Non-Conf,
■ S Site,
■ H Home
■ A Away
N Neutral

Average RPI Win: 230	WON-LOST	WINNING	LAST 10	STRENGTH OF	OPP. STRENGTH	TEAM	ADJ.	CONF.	ADJ CONF.
Average RPI Loss: 127	RECORD	PCT. RANK	GAMES	SCHEDULE	OF SCHEDULE	RPI	RPI	RPI	RPI
DIV. I ONLY	6- 12	250	4- 6	118	215	224	224	18	18
DIV. I NON-CONF.	1- 8	314	0- 5	57	164	266	266	17	17
TOTALS	RPI 1-25	RPI 26-50	W-L RECORDS	RPI 51-100	RPI 101-150	RPI 150+			
6- 12	0- 0	0- 3	OVERALL	0- 0	0- 4	6- 5			
5- 4	0- 0	0- 1	HOME	0- 0	0- 3	5- 0			
1- 8	0- 0	0- 2	AWAY	0- 0	0- 1	1- 5			
0- 0	0- 0	0- 0	NEUTRAL	0- 0	0- 0	0- 0			
1- 8	0- 0	0- 2	NON-CONFERENCE	0- 0	0- 3	1- 3			
1- 3	0- 0	0- 1	HOME	0- 0	0- 2	1- 0			
0- 5	0- 0	0- 1	AWAY	0- 0	0- 1	0- 3			
0- 0	0- 0	0- 0	NEUTRAL	0- 0	0- 0	0- 0			
5- 4	0- 0	0- 1	CONFERENCE	0- 0	0- 1	5- 2			
4- 1	0- 0	0- 0	HOME	0- 0	0- 1	4- 0			
1- 3	0- 0	0- 1	AWAY	0- 0	0- 0	1- 2			
0- 0	0- 0	0- 0	NEUTRAL	0- 0	0- 0	0- 0			

RPI S	Opponent	Score	RPI S	Opponent	Score	RPI S	Opponent	Score	RPI S	Opponent	Score	Team's RPI: 224
			31	H Harvard	58 65				102	H New Hampshire	67 77	
			44	A Syracuse	65 102				108	A FGCU	42 66	
			48	A Quinnipiac	47 73				130	H Hartford	76 80	
									138	H Rider	61 62	
									155	A Northeastern	50 61	
									170	H Niagara	71 53	
									171	A Albany (NY)	86 88	
									180	A Sacred Heart	58 62	
									190	A Fairfield	57 61	
									190	H Fairfield	67 52	
									215	A Iona	58 46	
									232	A Manhattan	66 68	
									257	H Colgate	71 63	
									266	H Monmouth	85 76	
									283	H Saint Peter's	80 55	
LAST 12 Division I GAMES:												
			138	H Rider	61 62				283	H Saint Peter's	80 55	
			190	A Fairfield	57 61				266	H Monmouth	85 76	
			170	H Niagara	71 53				215	A Iona	58 46	
			232	A Manhattan	66 68				180	A Sacred Heart	58 62	
			155	A Northeastern	50 61				108	A FGCU	42 66	
			31	H Harvard	58 65				102	H New Hampshire	67 77	

Non-Div I Games:

Siena

■ Loss,
 ■ Non-Conf,
 ■ S Site,
 ■ H Home
 ■ A Away
 N Neutral

Average RPI Win:	245	WON-LOST	WINNING	LAST 10	STRENGTH OF	OPP. STRENGTH	TEAM	ADJ.	CONF.	ADJ CONF.
Average RPI Loss:	103	RECORD	PCT. RANK	GAMES	SCHEDULE	OF SCHEDULE	RPI	RPI	RPI	RPI
DIV. I ONLY	5- 9	239	3- 6	154	127	202	202	19	19	
DIV. I NON-CONF.	3- 6	230	2- 4	128	70	188	188	19	19	
TOTALS	RPI 1-25	RPI 26-50	W-L RECORDS	RPI 51-100	RPI 101-150	RPI 150+				
5- 9	0- 0	0- 1	OVERALL	0- 4	0- 2	5- 2				
1- 5	0- 0	0- 1	HOME	0- 2	0- 1	1- 1				
3- 3	0- 0	0- 0	AWAY	0- 1	0- 1	3- 1				
1- 1	0- 0	0- 0	NEUTRAL	0- 1	0- 0	1- 0				
3- 6	0- 0	0- 1	NON-CONFERENCE	0- 2	0- 2	3- 1				
1- 2	0- 0	0- 1	HOME	0- 0	0- 1	1- 0				
1- 3	0- 0	0- 0	AWAY	0- 1	0- 1	1- 1				
1- 1	0- 0	0- 0	NEUTRAL	0- 1	0- 0	1- 0				
2- 3	0- 0	0- 0	CONFERENCE	0- 2	0- 0	2- 1				
0- 3	0- 0	0- 0	HOME	0- 2	0- 0	0- 1				
2- 0	0- 0	0- 0	AWAY	0- 0	0- 0	2- 0				
0- 0	0- 0	0- 0	NEUTRAL	0- 0	0- 0	0- 0				

RPI 1-25				RPI 26-50				RPI 51-100				RPI 101+				Team's RPI: 202	
RPI	S	Opponent	Score	RPI	S	Opponent	Score	RPI	S	Opponent	Score	RPI	S	Opponent	Score		
				36	H	North Carolina St.	31 74	52	H	UT Arlington	49 73	112	A	UCF	58 70		
								57	A	Jacksonville	55 62	128	H	Southern Miss.	48 57		
								70	N	Florida	33 85	169	A	UAB	41 66		
								83	H	Troy	57 73	178	H	Southern U.	55 48		
												210	A	New Orleans	65 62		
												218	H	Texas St.	44 57		
												249	N	North Florida	62 55		
												281	A	Georgia St.	77 47		
												306	A	Ga. Southern	55 46		
LAST 12 Division I GAMES:																	
				306	A	Ga. Southern	55 46	218	H	Texas St.	44 57						
				83	H	Troy	57 73	52	H	UT Arlington	49 73						
				169	A	UAB	41 66	281	A	Georgia St.	77 47						
				36	H	North Carolina St.	31 74	57	A	Jacksonville	55 62						
				178	H	Southern U.	55 48	249	N	North Florida	62 55						
				128	H	Southern Miss.	48 57	210	A	New Orleans	65 62						

Non-Div I Games: Spring Hill 38 33 William Carey 62 39

South Ala.

Loss, Non-Conf, S Site, H Home A Away N Neutral

South Carolina

Through Games Of Jan. 15, 2017

Average RPI Win:	94	WON-LOST	WINNING	LAST 10	STRENGTH OF	OPP. STRENGTH	TEAM	ADJ.	CONF.	ADJ CONF.
Average RPI Loss:	8	RECORD	PCT. RANK	GAMES	SCHEDULE	OF SCHEDULE	RPI	RPI	RPI	RPI
DIV. I ONLY	15- 1	5	9- 1	11	3	3	3	3	3	3
DIV. I NON-CONF.	10- 1	18	6- 1	28	2	3	3	2	2	2
TOTALS	RPI 1-25	RPI 26-50	W-L RECORDS	RPI 51-100	RPI 101-150	RPI 150+				
15- 1	5- 1	2- 0	OVERALL	2- 0	4- 0	2- 0				
8- 0	1- 0	1- 0	HOME	1- 0	4- 0	1- 0				
6- 1	3- 1	1- 0	AWAY	1- 0	0- 0	1- 0				
1- 0	1- 0	0- 0	NEUTRAL	0- 0	0- 0	0- 0				
10- 1	3- 1	2- 0	NON-CONFERENCE	0- 0	3- 0	2- 0				
6- 0	1- 0	1- 0	HOME	0- 0	3- 0	1- 0				
3- 1	1- 1	1- 0	AWAY	0- 0	0- 0	1- 0				
1- 0	1- 0	0- 0	NEUTRAL	0- 0	0- 0	0- 0				
5- 0	2- 0	0- 0	CONFERENCE	2- 0	1- 0	0- 0				
2- 0	0- 0	0- 0	HOME	1- 0	1- 0	0- 0				
3- 0	2- 0	0- 0	AWAY	1- 0	0- 0	0- 0				
0- 0	0- 0	0- 0	NEUTRAL	0- 0	0- 0	0- 0				

RPI 1-25				RPI 26-50				RPI 51-100				RPI 101+			
RPI	S	Opponent	Score	RPI	S	Opponent	Score	RPI	S	Opponent	Score	RPI	S	Opponent	Score
8	A	Duke	63 74	30	A	Ohio St.	92 80	70	A	Florida	81 62	113	H	Hampton	92 38
10	H	UCLA	66 57	46	H	Minnesota	98 58	90	H	Georgia	66 63	120	H	Maine	79 42
13	N	Louisville	83 59									124	H	Alabama	93 45
14	A	Texas	76 67									131	H	Clemson	83 61
18	A	LSU	84 61									283	H	Saint Peter's	93 38
21	A	Auburn	73 47									321	A	Savannah St.	70 30
LAST 12 Division I GAMES:															
21	A	Auburn	73 47	18	A	LSU	84 61	90	H	Georgia	66 63	70	A	Florida	81 62
124	H	Alabama	93 45	46	H	Minnesota	98 58	90	A	Florida	81 62	8	A	Duke	63 74
321	A	Savannah St.	70 30	10	H	UCLA	66 57	14	A	Texas	76 67	131	H	Clemson	83 59
10	H	UCLA	66 57	13	N	Louisville	83 59								
131	H	Clemson	83 61												
46	H	Minnesota	98 58												

Non-Div I Games:

South Carolina

Loss, Non-Conf, S Site, H Home A Away N Neutral

Average RPI Win:	324	WON-LOST	WINNING	LAST 10	STRENGTH OF	OPP. STRENGTH	TEAM	ADJ.	CONF.	ADJ CONF.
Average RPI Loss:	219	RECORD	PCT. RANK	GAMES	SCHEDULE	OF SCHEDULE	RPI	RPI	RPI	RPI
DIV. I ONLY	1- 10	338	0- 8	325	301	340	340	31	31	
DIV. I NON-CONF.	1- 8	314	0- 6	310	273	338	338	31	31	
TOTALS	RPI 1-25	RPI 26-50	W-L RECORDS	RPI 51-100	RPI 101-150	RPI 150+				
1- 10	0- 0	0- 0	OVERALL	0- 2	0- 1	1- 7				
0- 2	0- 0	0- 0	HOME	0- 0	0- 0	0- 2				
1- 7	0- 0	0- 0	AWAY	0- 2	0- 1	1- 4				
0- 1	0- 0	0- 0	NEUTRAL	0- 0	0- 0	0- 1				
1- 8	0- 0	0- 0	NON-CONFERENCE	0- 2	0- 1	1- 5				
0- 1	0- 0	0- 0	HOME	0- 0	0- 0	0- 1				
1- 6	0- 0	0- 0	AWAY	0- 2	0- 1	1- 3				
0- 1	0- 0	0- 0	NEUTRAL	0- 0	0- 0	0- 1				
0- 2	0- 0	0- 0	CONFERENCE	0- 0	0- 0	0- 2				
0- 1	0- 0	0- 0	HOME	0- 0	0- 0	0- 1				
0- 1	0- 0	0- 0	AWAY	0- 0	0- 0	0- 1				
0- 0	0- 0	0- 0	NEUTRAL	0- 0	0- 0	0- 0				

RPI 1-25			RPI 26-50			RPI 51-100			RPI 101+			Team's RPI: 340
RPI	S	Opponent	Score	RPI	S	Opponent	Score	RPI	S	Opponent	Score	
						62 A North Carolina	49 82	131 A Clemson		36 56		
						90 A Georgia	50 64	206 A Wofford		65 66		
								250 N Coastal Caro.		54 63		
								252 H USC Upstate		67 73		
								284 H Bethune-Cookman		34 64		
								288 A Coppin St.		54 70		
								306 A Ga. Southern		58 74		
								320 A Charleston So.		62 67		
								324 A Winthrop		63 55		
LAST 12 Division I GAMES:												
306 A		Ga. Southern	58 74	284 H		Bethune-Cookman	34 64					
131 A		Clemson	36 56	288 A		Coppin St.	54 70					
250 N		Coastal Caro.	54 63	62 A		North Carolina	49 82					
252 H		USC Upstate	67 73	324 A		Winthrop	63 55					
320 A		Charleston So.	62 67	90 A		Georgia	50 64					
206 A		Wofford	65 66									

Non-Div I Games: St. Andrews 72 35 Morris 85 57

South Carolina St.

Loss, Non-Conf, S Site, H Home A Away N Neutral

South Dakota

Through Games Of Jan. 15, 2017

Average RPI Win:	168	WON-LOST	WINNING	LAST 10	STRENGTH OF	OPP. STRENGTH	TEAM	ADJ.	CONF.	ADJ CONF.
Average RPI Loss:	153	RECORD	PCT. RANK	GAMES	SCHEDULE	OF SCHEDULE	RPI	RPI	RPI	RPI
DIV. I ONLY	14- 3	18	8- 1	157	119	42	42	11	11	
DIV. I NON-CONF.	9- 2	37	4- 1	131	167	38	38	10	10	
TOTALS	RPI 1-25	RPI 26-50	W-L RECORDS	RPI 51-100	RPI 101-150	RPI 150+				
14- 3	0- 0	1- 0	OVERALL	3- 2	1- 0	9- 1				
6- 0	0- 0	1- 0	HOME	2- 0	0- 0	3- 0				
5- 3	0- 0	0- 0	AWAY	0- 2	1- 0	4- 1				
3- 0	0- 0	0- 0	NEUTRAL	1- 0	0- 0	2- 0				
9- 2	0- 0	0- 0	NON-CONFERENCE	2- 2	0- 0	7- 0				
3- 0	0- 0	0- 0	HOME	1- 0	0- 0	2- 0				
3- 2	0- 0	0- 0	AWAY	0- 2	0- 0	3- 0				
3- 0	0- 0	0- 0	NEUTRAL	1- 0	0- 0	2- 0				
5- 1	0- 0	1- 0	CONFERENCE	1- 0	1- 0	2- 1				
3- 0	0- 0	1- 0	HOME	1- 0	0- 0	1- 0				
2- 1	0- 0	0- 0	AWAY	0- 0	1- 0	1- 1				
0- 0	0- 0	0- 0	NEUTRAL	0- 0	0- 0	0- 0				

RPI 1-25				RPI 26-50				Team's RPI: 42				RPI 51-100				RPI 101+			
RPI	S	Opponent	Score	RPI	S	Opponent	Score	RPI	S	Opponent	Score	RPI	S	Opponent	Score	RPI	S	Opponent	Score
				41	H	South Dakota St.	65 62					74	H	SFA	80 74	105	A	Oral Roberts	69 47
												81	N	Northern Ill.	97 83	162	A	Omaha	60 52
												89	H	IUPUI	75 62	165	A	UC Riverside	61 55
												94	A	Wyoming	62 69	166	A	Tulsa	71 68
												97	A	Arkansas	67 70	182	H	Illinois	77 68
																204	N	Southern Ill.	68 57
																222	H	San Jose St.	84 69
																262	N	SIUE	75 68
																267	A	North Dakota St.	73 83
																292	A	CSU Bakersfield	75 60
																309	H	Denver	70 64
LAST 12 Division I GAMES:																			
				41	H	South Dakota St.	65 62					162	A	Omaha	60 52				
				309	H	Denver	70 64					105	A	Oral Roberts	69 47				
				204	N	Southern Ill.	68 57					89	H	IUPUI	75 62				
				81	N	Northern Ill.	97 83					267	A	North Dakota St.	73 83				
				222	H	San Jose St.	84 69					94	A	Wyoming	62 69				
				182	H	Illinois	77 68					292	A	CSU Bakersfield	75 60				

Non-Div I Games: Concordia-St. Paul 83 58 Northwestern (IA) 100 57

South Dakota

Loss, Non-Conf, S Site, H Home A Away N Neutral

Average RPI Win:	176	WON-LOST	WINNING	LAST 10	STRENGTH OF	OPP. STRENGTH	TEAM	ADJ.	CONF.	ADJ CONF.
Average RPI Loss:	27	RECORD	PCT. RANK	GAMES	SCHEDULE	OF SCHEDULE	RPI	RPI	RPI	RPI
DIV. I ONLY	14- 4	31	7- 3	117	64	41	41	11	11	
DIV. I NON-CONF.	9- 3	62	4- 2	69	37	36	36	10	10	
TOTALS	RPI 1-25	RPI 26-50	W-L RECORDS	RPI 51-100	RPI 101-150	RPI 150+				
14- 4	0- 2	1- 2	OVERALL	4- 0	1- 0	8- 0				
7- 1	0- 0	1- 1	HOME	2- 0	0- 0	4- 0				
6- 3	0- 2	0- 1	AWAY	2- 0	1- 0	3- 0				
1- 0	0- 0	0- 0	NEUTRAL	0- 0	0- 0	1- 0				
9- 3	0- 2	1- 1	NON-CONFERENCE	3- 0	0- 0	5- 0				
4- 1	0- 0	1- 1	HOME	1- 0	0- 0	2- 0				
4- 2	0- 2	0- 0	AWAY	2- 0	0- 0	2- 0				
1- 0	0- 0	0- 0	NEUTRAL	0- 0	0- 0	1- 0				
5- 1	0- 0	0- 1	CONFERENCE	1- 0	1- 0	3- 0				
3- 0	0- 0	0- 0	HOME	1- 0	0- 0	2- 0				
2- 1	0- 0	0- 1	AWAY	0- 0	1- 0	1- 0				
0- 0	0- 0	0- 0	NEUTRAL	0- 0	0- 0	0- 0				

RPI 1-25				RPI 26-50				Team's RPI: 41	RPI 51-100				RPI 101+			
RPI	S	Opponent	Score	RPI	S	Opponent	Score		RPI	S	Opponent	Score	RPI	S	Opponent	Score
13	A	Louisville	30 83	29	H	Green Bay	43 67		53	A	UNI	61 50	105	A	Oral Roberts	78 57
23	A	Oklahoma	60 74	38	H	Creighton	63 56		67	A	Iowa	66 64	157	A	North Dakota	83 72
				42	A	South Dakota	62 65		75	H	George Washington	60 55	162	H	Omaha	76 64
									89	H	IUPUI	68 49	208	A	Wichita St.	78 58
													262	H	SIUE	82 49
													267	A	North Dakota St.	69 66
													323	H	Fort Wayne	73 51
													330	H	Ark.-Pine Bluff	103 45
													331	N	Montana	84 43
LAST 12 Division I GAMES:																
42	A	South Dakota	62 65	105	A	Oral Roberts	78 57									
267	A	North Dakota St.	69 66	89	H	IUPUI	68 49									
208	A	Wichita St.	78 58	162	H	Omaha	76 64									
13	A	Louisville	30 83	323	H	Fort Wayne	73 51									
75	H	George Washington	60 55	157	A	North Dakota	83 72									
29	H	Green Bay	43 67	330	H	Ark.-Pine Bluff	103 45									

Non-Div I Games:

South Dakota St.

■ Loss,
 ■ Non-Conf,
 ■ S Site,
 ■ H Home
 ■ A Away
 N Neutral

Average RPI Win:	150	WON-LOST	WINNING	LAST 10	STRENGTH OF	OPP. STRENGTH	TEAM	ADJ.	CONF.	ADJ CONF.
Average RPI Loss:	39	RECORD	PCT. RANK	GAMES	SCHEDULE	OF SCHEDULE	RPI	RPI	RPI	RPI
DIV. I ONLY	14- 2	13	8- 2	90	13	20	20	5	5	
DIV. I NON-CONF.	11- 1	14	7- 1	147	61	30	30	5	5	
TOTALS	RPI 1-25	RPI 26-50	W-L RECORDS	RPI 51-100	RPI 101-150	RPI 150+				
14- 2	0- 1	1- 0	OVERALL	5- 1	1- 0	7- 0				
7- 0	0- 0	0- 0	HOME	2- 0	0- 0	5- 0				
3- 1	0- 1	1- 0	AWAY	0- 0	0- 0	2- 0				
4- 1	0- 0	0- 0	NEUTRAL	3- 1	1- 0	0- 0				
11- 1	0- 0	0- 0	NON-CONFERENCE	4- 1	1- 0	6- 0				
5- 0	0- 0	0- 0	HOME	1- 0	0- 0	4- 0				
2- 0	0- 0	0- 0	AWAY	0- 0	0- 0	2- 0				
4- 1	0- 0	0- 0	NEUTRAL	3- 1	1- 0	0- 0				
3- 1	0- 1	1- 0	CONFERENCE	1- 0	0- 0	1- 0				
2- 0	0- 0	0- 0	HOME	1- 0	0- 0	1- 0				
1- 1	0- 1	1- 0	AWAY	0- 0	0- 0	0- 0				
0- 0	0- 0	0- 0	NEUTRAL	0- 0	0- 0	0- 0				

RPI	S	Opponent	Score	RPI	S	Opponent	Score	RPI	S	Opponent	Score	RPI	S	Opponent	Score
1	A	UConn	37 102	34	A	Tulane	62 53	55	N	UNLV	77 42	121	N	Santa Clara	63 54
								57	H	Jacksonville	64 52	166	H	Tulsa	84 68
								62	N	North Carolina	83 55	188	H	Stetson	74 60
								73	H	East Carolina	79 48	195	A	Butler	74 59
								76	N	Long Beach St.	68 73	231	H	Saint Francis (PA)	129 80
								90	N	Georgia	81 65	249	H	North Florida	78 42
												260	H	FIU	91 41
												317	A	Arkansas St.	78 59
LAST 12 Division I GAMES:															
188	H	Stetson	74 60	73	H	East Carolina	79 48								
55	N	UNLV	77 42	1	A	UConn	37 102								
121	N	Santa Clara	63 54	166	H	Tulsa	84 68								
76	N	Long Beach St.	68 73	34	A	Tulane	62 53								
231	H	Saint Francis (PA)	129 80	195	A	Butler	74 59								
317	A	Arkansas St.	78 59	260	H	FIU	91 41								

Non-Div I Games:

South Fla.

Average RPI Win:	279	WON-LOST	WINNING	LAST 10	STRENGTH OF	OPP. STRENGTH	TEAM	ADJ.	CONF.	ADJ CONF.
Average RPI Loss:	184	RECORD	PCT. RANK	GAMES	SCHEDULE	OF SCHEDULE	RPI	RPI	RPI	RPI
DIV. I ONLY	6- 10	232	4- 5	281	320	276	276	26	26	
DIV. I NON-CONF.	4- 7	224	3- 3	261	323	281	281	29	29	
TOTALS	RPI 1-25	RPI 26-50	W-L RECORDS	RPI 51-100	RPI 101-150	RPI 150+				
6- 10	0- 0	0- 0	OVERALL	0- 1	0- 3	6- 6				
2- 5	0- 0	0- 0	HOME	0- 0	0- 2	2- 3				
3- 4	0- 0	0- 0	AWAY	0- 1	0- 1	3- 2				
1- 1	0- 0	0- 0	NEUTRAL	0- 0	0- 0	1- 1				
4- 7	0- 0	0- 0	NON-CONFERENCE	0- 0	0- 3	4- 4				
2- 3	0- 0	0- 0	HOME	0- 0	0- 2	2- 1				
1- 3	0- 0	0- 0	AWAY	0- 0	0- 1	1- 2				
1- 1	0- 0	0- 0	NEUTRAL	0- 0	0- 0	1- 1				
2- 3	0- 0	0- 0	CONFERENCE	0- 1	0- 0	2- 2				
0- 2	0- 0	0- 0	HOME	0- 0	0- 0	0- 2				
2- 1	0- 0	0- 0	AWAY	0- 1	0- 0	2- 0				
0- 0	0- 0	0- 0	NEUTRAL	0- 0	0- 0	0- 0				

RPI S	Opponent	Score	RPI S	Opponent	Score	RPI S	Opponent	Score	RPI S	Opponent	Score	Team's RPI: 276
						98	A Belmont	77 89	116	H Western Ill.	87 100	
									137	A Xavier	48 54	
									139	H Saint Louis	50 89	
									161	H Cincinnati	75 83	
									179	N Louisiana	78 82	
									204	A Southern Ill.	70 77	
									209	A Tennessee St.	75 67	
									211	A Memphis	63 65	
									258	A Evansville	76 74	
									270	A UT Martin	82 79	
									293	H Tennessee Tech	63 74	
									294	H Lipscomb	79 63	
									295	N Alcorn	68 50	
									305	H Eastern Ky.	63 74	
									348	H Alabama A&M	75 47	
LAST 12 Division I GAMES:												
293	H	Tennessee Tech	63	74	270	A	UT Martin	82	79			
348	H	Alabama A&M	75	47	98	A	Belmont	77	89			
211	A	Memphis	63	65	209	A	Tennessee St.	75	67			
204	A	Southern Ill.	70	77	305	H	Eastern Ky.	63	74			
294	H	Lipscomb	79	63	295	N	Alcorn	68	50			
139	H	Saint Louis	50	89	179	N	Louisiana	78	82			

Non-Div I Games: Hannibal-La Grange 99 52 Stephens College 107 59

Southeast Mo. St.

Loss, Non-Conf, S Site, H Home A Away N Neutral

Average RPI Win:	309	WON-LOST	WINNING	LAST 10	STRENGTH OF	OPP. STRENGTH	TEAM	ADJ.	CONF.	ADJ CONF.
Average RPI Loss:	176	RECORD	PCT. RANK	GAMES	SCHEDULE	OF SCHEDULE	RPI	RPI	RPI	RPI
DIV. I ONLY	2- 14	328	1- 9	241	299	325	325	27	27	
DIV. I NON-CONF.	1- 9	323	0- 6	98	301	299	299	26	26	
TOTALS	RPI 1-25	RPI 26-50	W-L RECORDS	RPI 51-100	RPI 101-150	RPI 150+				
2- 14	0- 1	0- 0	OVERALL	0- 3	0- 3	2- 7				
1- 4	0- 0	0- 0	HOME	0- 0	0- 1	1- 3				
1- 10	0- 1	0- 0	AWAY	0- 3	0- 2	1- 4				
0- 0	0- 0	0- 0	NEUTRAL	0- 0	0- 0	0- 0				
1- 9	0- 1	0- 0	NON-CONFERENCE	0- 3	0- 1	1- 4				
1- 1	0- 0	0- 0	HOME	0- 0	0- 0	1- 1				
0- 8	0- 1	0- 0	AWAY	0- 3	0- 1	0- 3				
0- 0	0- 0	0- 0	NEUTRAL	0- 0	0- 0	0- 0				
1- 5	0- 0	0- 0	CONFERENCE	0- 0	0- 2	1- 3				
0- 3	0- 0	0- 0	HOME	0- 0	0- 1	0- 2				
1- 2	0- 0	0- 0	AWAY	0- 0	0- 1	1- 1				
0- 0	0- 0	0- 0	NEUTRAL	0- 0	0- 0	0- 0				

RPI 1-25				RPI 26-50				RPI 51-100				RPI 101+ Team's RPI: 325			
RPI	S	Opponent	Score	RPI	S	Opponent	Score	RPI	S	Opponent	Score	RPI	S	Opponent	Score
9	A	Baylor	38 109					70	A	Florida	51 102	103	A	Colorado St.	31 77
								85	A	Colorado	54 112	126	A	Lamar University	68 86
								99	A	Ole Miss	31 81	136	H	Abilene Christian	57 82
												158	A	Houston	80 83
												179	A	Louisiana	77 86
												255	H	McNeese	83 86
												256	H	Grambling	71 87
												284	H	Bethune-Cookman	75 63
												302	A	A&M-Corpus Christi	61 77
												333	A	Houston Baptist	87 71
												341	A	Jackson St.	66 83
												342	H	Incarinate Word	76 85
LAST 12 Division I GAMES:															
342	H	Incarinate Word	76 85	255	H	McNeese	83 86								
136	H	Abilene Christian	57 82	302	A	A&M-Corpus Christi	61 77								
70	A	Florida	51 102	126	A	Lamar University	68 86								
256	H	Grambling	71 87	333	A	Houston Baptist	87 71								
179	A	Louisiana	77 86	103	A	Colorado St.	31 77								
341	A	Jackson St.	66 83	85	A	Colorado	54 112								

Non-Div I Games: Mobile 67 52

Southeastern La.

■ Loss,
 ■ Non-Conf,
 ■ S Site,
 ■ H Home
 ■ A Away
 N Neutral

Average RPI Win:	186	WON-LOST	WINNING	LAST 10	STRENGTH OF	OPP. STRENGTH	TEAM	ADJ.	CONF.	ADJ CONF.
Average RPI Loss:	33	RECORD	PCT. RANK	GAMES	SCHEDULE	OF SCHEDULE	RPI	RPI	RPI	RPI
DIV. I ONLY	10- 7	133	4- 6	60	16	78	78	1	1	
DIV. I NON-CONF.	9- 2	37	5- 1	191	66	63	63	1	1	
TOTALS	RPI 1-25	RPI 26-50	W-L RECORDS	RPI 51-100	RPI 101-150	RPI 150+				
10- 7	0- 3	1- 1	OVERALL	2- 3	1- 0	6- 0				
5- 4	0- 2	0- 1	HOME	2- 1	0- 0	3- 0				
3- 3	0- 1	1- 0	AWAY	0- 2	0- 0	2- 0				
2- 0	0- 0	0- 0	NEUTRAL	0- 0	1- 0	1- 0				
9- 2	0- 1	1- 0	NON-CONFERENCE	1- 1	1- 0	6- 0				
4- 1	0- 1	0- 0	HOME	1- 0	0- 0	3- 0				
3- 1	0- 0	1- 0	AWAY	0- 1	0- 0	2- 0				
2- 0	0- 0	0- 0	NEUTRAL	0- 0	1- 0	1- 0				
1- 5	0- 2	0- 1	CONFERENCE	1- 2	0- 0	0- 0				
1- 3	0- 1	0- 1	HOME	1- 1	0- 0	0- 0				
0- 2	0- 1	0- 0	AWAY	0- 1	0- 0	0- 0				
0- 0	0- 0	0- 0	NEUTRAL	0- 0	0- 0	0- 0				

RPI 1-25				RPI 26-50				RPI 51-100 Team's RPI: 78				RPI 101+			
RPI	S	Opponent	Score	RPI	S	Opponent	Score	RPI	S	Opponent	Score	RPI	S	Opponent	Score
4	H	Mississippi St.	72 76	27	A	Texas A&M	66 62	51	H	Utah	53 58	149	N	Missouri St.	89 67
5	A	Washington	67 77	47	H	Oregon	53 59	55	A	UNLV	66 77	165	H	UC Riverside	67 49
7	H	Oregon St.	60 74					60	A	Washington St.	57 74	241	H	Hawaii	76 44
								76	H	Long Beach St.	82 74	251	N	Portland	67 54
								85	H	Colorado	79 54	256	H	Grambling	75 64
												280	A	Sacramento St.	111 95
												328	A	UC Irvine	83 45
LAST 12 Division I GAMES:															
51	H	Utah	53 58	7	H	Oregon St.	60 74								
85	H	Colorado	79 54	47	H	Oregon	53 59								
328	A	UC Irvine	83 45	60	A	Washington St.	57 74								
4	H	Mississippi St.	72 76	5	A	Washington	67 77								
256	H	Grambling	75 64	27	A	Texas A&M	66 62								
280	A	Sacramento St.	111 95	76	H	Long Beach St.	82 74								

Non-Div I Games:

Southern California

■ Loss,
■ Non-Conf,
■ S Site,
■ H Home
■ A Away
N Neutral

Average RPI Win:	234	WON-LOST	WINNING	LAST 10	STRENGTH OF	OPP. STRENGTH	TEAM	ADJ.	CONF.	ADJ CONF.
Average RPI Loss:	130	RECORD	PCT. RANK	GAMES	SCHEDULE	OF SCHEDULE	RPI	RPI	RPI	RPI
DIV. I ONLY	7- 9	203	5- 5	183	171	204	204	16	16	
DIV. I NON-CONF.	5- 5	166	3- 3	195	215	173	173	14	14	
TOTALS	RPI 1-25	RPI 26-50	W-L RECORDS	RPI 51-100	RPI 101-150	RPI 150+				
7- 9	0- 1	0- 2	OVERALL	0- 1	1- 1	6- 4				
5- 3	0- 0	0- 0	HOME	0- 0	0- 1	5- 2				
2- 5	0- 1	0- 1	AWAY	0- 1	1- 0	1- 2				
0- 1	0- 0	0- 1	NEUTRAL	0- 0	0- 0	0- 0				
5- 5	0- 1	0- 1	NON-CONFERENCE	0- 0	1- 0	4- 3				
3- 1	0- 0	0- 0	HOME	0- 0	0- 0	3- 1				
2- 3	0- 1	0- 0	AWAY	0- 0	1- 0	1- 2				
0- 1	0- 0	0- 1	NEUTRAL	0- 0	0- 0	0- 0				
2- 4	0- 0	0- 1	CONFERENCE	0- 1	0- 1	2- 1				
2- 2	0- 0	0- 0	HOME	0- 0	0- 1	2- 1				
0- 2	0- 0	0- 1	AWAY	0- 1	0- 0	0- 0				
0- 0	0- 0	0- 0	NEUTRAL	0- 0	0- 0	0- 0				

RPI 1-25				RPI 26-50				RPI 51-100				RPI 101+ Team's RPI: 204			
RPI	S	Opponent	Score	RPI	S	Opponent	Score	RPI	S	Opponent	Score	RPI	S	Opponent	Score
23	A	Oklahoma	48 80	35	A	Drake	59 75	53	A	UNI	49 79	107	A	Purdue	64 61
				42	N	South Dakota	57 68					149	H	Missouri St.	60 78
												164	H	Indiana St.	53 68
												169	H	UAB	49 64
												208	H	Wichita St.	77 54
												211	H	Memphis	69 61
												246	H	Murray St.	70 63
												262	A	SIUE	59 60
												270	A	UT Martin	68 76
												276	H	Southeast Mo. St.	77 70
												287	H	Loyola Chicago	73 57
												300	A	UMKC	77 69
LAST 12 Division I GAMES:															
164	H	Indiana St.	53 68	149	H	Missouri St.	60 78								
287	H	Loyola Chicago	73 57	208	H	Wichita St.	77 54								
42	N	South Dakota	57 68	35	A	Drake	59 75								
300	A	UMKC	77 69	53	A	UNI	49 79								
211	H	Memphis	69 61	169	H	UAB	49 64								
276	H	Southeast Mo. St.	77 70	270	A	UT Martin	68 76								

Non-Div I Games: Brescia 104 35

Southern Ill.

Average RPI Win:	211	WON-LOST	WINNING	LAST 10	STRENGTH OF	OPP. STRENGTH	TEAM	ADJ.	CONF.	ADJ CONF.
Average RPI Loss:	100	RECORD	PCT. RANK	GAMES	SCHEDULE	OF SCHEDULE	RPI	RPI	RPI	RPI
DIV. I ONLY	10- 6	117	5- 5	175	117	128	128	15	15	
DIV. I NON-CONF.	7- 4	114	4- 3	166	143	136	136	16	16	
TOTALS	RPI 1-25	RPI 26-50	W-L RECORDS	RPI 51-100	RPI 101-150	RPI 150+				
10- 6	0- 1	0- 2	OVERALL	0- 1	2- 0	8- 2				
6- 2	0- 1	0- 0	HOME	0- 1	1- 0	5- 0				
3- 2	0- 0	0- 0	AWAY	0- 0	0- 0	3- 0				
1- 2	0- 0	0- 1	NEUTRAL	0- 0	1- 0	0- 1				
7- 4	0- 1	0- 2	NON-CONFERENCE	0- 0	1- 0	6- 1				
5- 1	0- 1	0- 0	HOME	0- 0	0- 0	5- 0				
1- 1	0- 0	0- 1	AWAY	0- 0	0- 0	1- 0				
1- 2	0- 0	0- 1	NEUTRAL	0- 0	1- 0	0- 1				
3- 2	0- 0	0- 0	CONFERENCE	0- 1	1- 0	2- 1				
1- 1	0- 0	0- 0	HOME	0- 1	1- 0	0- 0				
2- 1	0- 0	0- 0	AWAY	0- 0	0- 0	2- 1				
0- 0	0- 0	0- 0	NEUTRAL	0- 0	0- 0	0- 0				

RPI	S	Opponent	Score	RPI	S	Opponent	Score	RPI	S	Opponent	Score	RPI	S	Opponent	Score	Team's RPI: 128
4	H	Mississippi St.	50 72	34	A	Tulane	67 86	59	H	Charlotte	61 78	134	H	Old Dominion	84 69	
				43	N	California	51 71					137	N	Xavier	73 59	
												160	A	UTSA	69 68	
												179	H	Louisiana	71 49	
												198	A	Louisiana Tech	61 72	
												202	A	South Ala.	57 48	
												210	H	New Orleans	78 53	
												221	H	Alabama St.	70 43	
												264	N	Northern Ky.	53 58	
												282	A	UTEP	79 68	
												285	H	Mississippi Val.	83 55	
												295	H	Alcorn	99 56	
LAST 12 Division I GAMES:																
198	A	Louisiana Tech	61 72	59	H	Charlotte	61 78									
264	N	Northern Ky.	53 58	134	H	Old Dominion	84 69									
137	N	Xavier	73 59	282	A	UTEP	79 68									
43	N	California	51 71	160	A	UTSA	69 68									
4	H	Mississippi St.	50 72	285	H	Mississippi Val.	83 55									
202	A	South Ala.	57 48	179	H	Louisiana	71 49									

Non-Div I Games: William Carey 92 39

Southern Miss.

■ Loss,
 ■ Non-Conf,
 ■ S Site,
 ■ H Home
 ■ A Away
 N Neutral

Average RPI Win:	288	WON-LOST	WINNING	LAST 10	STRENGTH OF	OPP. STRENGTH	TEAM	ADJ.	CONF.	ADJ CONF.
Average RPI Loss:	80	RECORD	PCT. RANK	GAMES	SCHEDULE	OF SCHEDULE	RPI	RPI	RPI	RPI
DIV. I ONLY	5- 7	216	5- 5	159	202	178	178	30	30	
DIV. I NON-CONF.	1- 6	310	1- 6	29	16	203	203	28	28	
TOTALS	RPI 1-25	RPI 26-50	W-L RECORDS	RPI 51-100	RPI 101-150	RPI 150+				
5- 7	0- 1	0- 3	OVERALL	0- 1	0- 0	5- 2				
3- 1	0- 0	0- 0	HOME	0- 0	0- 0	3- 1				
2- 5	0- 0	0- 0	AWAY	0- 0	0- 0	2- 0				
0- 1	0- 0	0- 1	NEUTRAL	0- 0	0- 0	0- 0				
1- 6	0- 1	0- 3	NON-CONFERENCE	0- 1	0- 0	1- 1				
1- 0	0- 0	0- 0	HOME	0- 0	0- 0	1- 0				
0- 5	0- 1	0- 2	AWAY	0- 1	0- 0	0- 1				
0- 1	0- 0	0- 1	NEUTRAL	0- 0	0- 0	0- 0				
4- 1	0- 0	0- 0	CONFERENCE	0- 0	0- 0	4- 1				
2- 1	0- 0	0- 0	HOME	0- 0	0- 0	2- 1				
2- 0	0- 0	0- 0	AWAY	0- 0	0- 0	2- 0				
0- 0	0- 0	0- 0	NEUTRAL	0- 0	0- 0	0- 0				

RPI 1-25				RPI 26-50				RPI 51-100				RPI 101+ Team's RPI: 178			
RPI	S	Opponent	Score	RPI	S	Opponent	Score	RPI	S	Opponent	Score	RPI	S	Opponent	Score
10	A	UCLA	47 95	27	N	Texas A&M	58 81	73	A	East Carolina	55 62	177	H	Texas Southern	71 77
				30	A	Ohio St.	73 108					202	A	South Ala.	48 55
				40	A	Michigan St.	55 70					228	H	Prairie View	86 72
												256	A	Grambling	71 68
												284	H	Bethune-Cookman	61 59
												330	H	Ark.-Pine Bluff	67 50
												341	A	Jackson St.	85 56
LAST 12 Division I GAMES:															
228	H	Prairie View	86 72	330	H	Ark.-Pine Bluff	67 50								
73	A	East Carolina	55 62	341	A	Jackson St.	85 56								
27	N	Texas A&M	58 81	256	A	Grambling	71 68								
202	A	South Ala.	48 55	177	H	Texas Southern	71 77								
30	A	Ohio St.	73 108	10	A	UCLA	47 95								
284	H	Bethune-Cookman	61 59	40	A	Michigan St.	55 70								

Non-Div I Games: Spring Hill 68 53

Southern U.

■ Loss,
 ■ Non-Conf,
 ■ S Site,
 ■ Home
 ■ A Away
 N Neutral

Southern Utah

Through Games Of Jan. 15, 2017

Average RPI Win:	260	WON-LOST	WINNING	LAST 10	STRENGTH OF	OPP. STRENGTH	TEAM	ADJ.	CONF.	ADJ CONF.
Average RPI Loss:	166	RECORD	PCT. RANK	GAMES	SCHEDULE	OF SCHEDULE	RPI	RPI	RPI	RPI
DIV. I ONLY	4- 11	280	2- 8	170	266	242	242	17	17	
DIV. I NON-CONF.	4- 6	208	2- 5	136	239	165	165	18	18	
TOTALS	RPI 1-25	RPI 26-50	W-L RECORDS	RPI 51-100	RPI 101-150	RPI 150+				
4- 11	0- 1	0- 0	OVERALL	0- 2	0- 2	4- 6				
0- 6	0- 0	0- 0	HOME	0- 0	0- 2	0- 4				
4- 5	0- 1	0- 0	AWAY	0- 2	0- 0	4- 2				
0- 0	0- 0	0- 0	NEUTRAL	0- 0	0- 0	0- 0				
4- 6	0- 1	0- 0	NON-CONFERENCE	0- 2	0- 1	4- 2				
0- 3	0- 0	0- 0	HOME	0- 0	0- 1	0- 2				
4- 3	0- 1	0- 0	AWAY	0- 2	0- 0	4- 0				
0- 0	0- 0	0- 0	NEUTRAL	0- 0	0- 0	0- 0				
0- 5	0- 0	0- 0	CONFERENCE	0- 0	0- 1	0- 4				
0- 3	0- 0	0- 0	HOME	0- 0	0- 1	0- 2				
0- 2	0- 0	0- 0	AWAY	0- 0	0- 0	0- 2				
0- 0	0- 0	0- 0	NEUTRAL	0- 0	0- 0	0- 0				

RPI 1-25				RPI 26-50				RPI 51-100				RPI 101+ Team's RPI: 242			
RPI	S	Opponent	Score	RPI	S	Opponent	Score	RPI	S	Opponent	Score	RPI	S	Opponent	Score
7	A	Oregon St.	38 77					51	A	Utah	43 69	110	H	Northern Colo.	53 83
								94	A	Wyoming	48 68	111	H	Arizona	65 77
												157	H	North Dakota	65 68
												194	H	Grand Canyon	73 76
												196	A	CSUN	77 71
												213	A	Portland St.	74 81
												225	A	Utah St.	70 54
												280	A	Sacramento St.	69 81
												286	H	Northern Ariz.	68 77
												292	A	CSU Bakersfield	65 59
												326	H	Utah Valley	64 70
												328	A	UC Irvine	70 58
LAST 12 Division I GAMES:															
286	H	Northern Ariz.	68 77	213	A	Portland St.	74 81								
196	A	CSUN	77 71	280	A	Sacramento St.	69 81								
328	A	UC Irvine	70 58	157	H	North Dakota	65 68								
194	H	Grand Canyon	73 76	110	H	Northern Colo.	53 83								
7	A	Oregon St.	38 77	94	A	Wyoming	48 68								
326	H	Utah Valley	64 70	51	A	Utah	43 69								

Non-Div I Games: Antelope Valley 89 76

Southern Utah

■ Loss,
 ■ Non-Conf,
 ■ S Site,
 ■ Home
 ■ A Away
 N Neutral

Average RPI Win:	219	WON-LOST	WINNING	LAST 10	STRENGTH OF	OPP. STRENGTH	TEAM	ADJ.	CONF.	ADJ CONF.
Average RPI Loss:	142	RECORD	PCT. RANK	GAMES	SCHEDULE	OF SCHEDULE	RPI	RPI	RPI	RPI
DIV. I ONLY	6- 12	250	2- 8	147	185	235	235	12	12	
DIV. I NON-CONF.	5- 7	204	2- 4	196	194	210	210	13	13	
TOTALS	RPI 1-25	RPI 26-50	W-L RECORDS	RPI 51-100	RPI 101-150	RPI 150+				
6- 12	0- 0	0- 0	OVERALL	0- 4	1- 4	5- 4				
4- 4	0- 0	0- 0	HOME	0- 3	0- 0	4- 1				
0- 8	0- 0	0- 0	AWAY	0- 1	0- 4	0- 3				
2- 0	0- 0	0- 0	NEUTRAL	0- 0	1- 0	1- 0				
5- 7	0- 0	0- 0	NON-CONFERENCE	0- 2	1- 2	4- 3				
3- 2	0- 0	0- 0	HOME	0- 1	0- 0	3- 1				
0- 5	0- 0	0- 0	AWAY	0- 1	0- 2	0- 2				
2- 0	0- 0	0- 0	NEUTRAL	0- 0	1- 0	1- 0				
1- 5	0- 0	0- 0	CONFERENCE	0- 2	0- 2	1- 1				
1- 2	0- 0	0- 0	HOME	0- 2	0- 0	1- 0				
0- 3	0- 0	0- 0	AWAY	0- 0	0- 2	0- 1				
0- 0	0- 0	0- 0	NEUTRAL	0- 0	0- 0	0- 0				

RPI 1-25				RPI 26-50				RPI 51-100				RPI 101+				Team's RPI: 235	
RPI	S	Opponent	Score	RPI	S	Opponent	Score	RPI	S	Opponent	Score	RPI	S	Opponent	Score		
								61	H	Bucknell	35	57	109	A	Toledo	50	74
								63	A	Buffalo	47	68	122	A	George Mason	49	52
								72	H	Dayton	60	62	135	A	Delaware	40	43
								95	H	Fordham	44	60	138	N	Rider	60	47
													139	A	Saint Louis	49	64
													170	A	Niagara	43	65
													171	H	Albany (NY)	67	59
													207	H	Stony Brook	51	37
													214	A	Richmond	54	61
													253	H	Canisius	57	74
													257	H	Colgate	70	57
													271	H	Rhode Island	78	69
													272	N	Austin Peay	58	57
													273	A	Eastern Mich.	56	75
LAST 12 Division I GAMES:																	
				122	A	George Mason	49	52	95	H	Fordham	44	60				
				271	H	Rhode Island	78	69	139	A	Saint Louis	49	64				
				63	A	Buffalo	47	68	214	A	Richmond	54	61				
				171	H	Albany (NY)	67	59	72	H	Dayton	60	62				
				109	A	Toledo	50	74	61	H	Bucknell	35	57				
				273	A	Eastern Mich.	56	75	207	H	Stony Brook	51	37				

Non-Div I Games:

St. Bonaventure

■ Loss, ■ Non-Conf, S Site, H Home A Away N Neutral

Average RPI Win:	286	WON-LOST	WINNING	LAST 10	STRENGTH OF	OPP. STRENGTH	TEAM	ADJ.	CONF.	ADJ CONF.
Average RPI Loss:	188	RECORD	PCT. RANK	GAMES	SCHEDULE	OF SCHEDULE	RPI	RPI	RPI	RPI
DIV. I ONLY	5- 11	257	0- 1	238	328	279	279	32	32	
DIV. I NON-CONF.	2- 9	293	0- 1	204	292	313	313	32	32	
TOTALS	RPI 1-25	RPI 26-50	W-L RECORDS	RPI 51-100	RPI 101-150	RPI 150+				
5- 11	0- 0	0- 0	OVERALL	0- 2	0- 1	5- 8				
3- 3	0- 0	0- 0	HOME	0- 0	0- 0	3- 3				
2- 7	0- 0	0- 0	AWAY	0- 2	0- 1	2- 4				
0- 1	0- 0	0- 0	NEUTRAL	0- 0	0- 0	0- 1				
2- 9	0- 0	0- 0	NON-CONFERENCE	0- 2	0- 1	2- 6				
2- 2	0- 0	0- 0	HOME	0- 0	0- 0	2- 2				
0- 6	0- 0	0- 0	AWAY	0- 2	0- 1	0- 3				
0- 1	0- 0	0- 0	NEUTRAL	0- 0	0- 0	0- 1				
3- 2	0- 0	0- 0	CONFERENCE	0- 0	0- 0	3- 2				
1- 1	0- 0	0- 0	HOME	0- 0	0- 0	1- 1				
2- 1	0- 0	0- 0	AWAY	0- 0	0- 0	2- 1				
0- 0	0- 0	0- 0	NEUTRAL	0- 0	0- 0	0- 0				

RPI 1-25				RPI 26-50				RPI 51-100				RPI 101+				Team's RPI: 279	
RPI	S	Opponent	Score	RPI	S	Opponent	Score	RPI	S	Opponent	Score	RPI	S	Opponent	Score		
								77	A	James Madison	57	83	138	A	Rider	60	77
								85	A	Colorado	54	81	153	N	Boston College	58	73
												176	A	Army West Point	46	69	
												215	A	Iona	46	62	
												231	A	Saint Francis (PA)	62	79	
												232	H	Manhattan	52	55	
												244	A	Loyola Maryland	60	69	
												245	H	Howard	63	78	
												266	H	Monmouth	87	78	
												268	H	Bryant	63	47	
												277	H	Central Conn. St.	53	61	
												278	A	Robert Morris	56	49	
												283	H	Saint Peter's	58	52	
												334	A	LIU Brooklyn	56	54	
LAST 12 Division I GAMES:																	
277	H	Central Conn. St.	53	61	153	N	Boston College	58	73								
268	H	Bryant	63	47	334	A	LIU Brooklyn	56	54								
138	A	Rider	60	77	231	A	Saint Francis (PA)	62	79								
215	A	Iona	46	62	278	A	Robert Morris	56	49								
283	H	Saint Peter's	58	52	176	A	Army West Point	46	69								
232	H	Manhattan	52	55	245	H	Howard	63	78								

Non-Div I Games:

St. Francis Brooklyn

Average RPI Win:	147	WON-LOST	WINNING	LAST 10	STRENGTH OF	OPP. STRENGTH	TEAM	ADJ.	CONF.	ADJ CONF.
Average RPI Loss:	76	RECORD	PCT. RANK	GAMES	SCHEDULE	OF SCHEDULE	RPI	RPI	RPI	RPI
DIV. I ONLY	12- 6	89	7- 3	71	47	68	68	7	7	
DIV. I NON-CONF.	8- 3	67	5- 0	92	89	82	82	7	7	
TOTALS	RPI 1-25	RPI 26-50	W-L RECORDS	RPI 51-100	RPI 101-150	RPI 150+				
12- 6	0- 3	2- 0	OVERALL	3- 1	2- 1	5- 1				
6- 3	0- 2	1- 0	HOME	1- 0	0- 1	4- 0				
5- 2	0- 0	1- 0	AWAY	1- 1	2- 0	1- 1				
1- 1	0- 1	0- 0	NEUTRAL	1- 0	0- 0	0- 0				
8- 3	0- 2	0- 0	NON-CONFERENCE	3- 0	1- 1	4- 0				
5- 2	0- 1	0- 0	HOME	1- 0	0- 1	4- 0				
2- 0	0- 0	0- 0	AWAY	1- 0	1- 0	0- 0				
1- 1	0- 1	0- 0	NEUTRAL	1- 0	0- 0	0- 0				
4- 3	0- 1	2- 0	CONFERENCE	0- 1	1- 0	1- 1				
1- 1	0- 1	1- 0	HOME	0- 0	0- 0	0- 0				
3- 2	0- 0	1- 0	AWAY	0- 1	1- 0	1- 1				
0- 0	0- 0	0- 0	NEUTRAL	0- 0	0- 0	0- 0				

RPI 1-25				RPI 26-50				RPI 51-100 Team's RPI: 68				RPI 101+			
RPI	S	Opponent	Score	RPI	S	Opponent	Score	RPI	S	Opponent	Score	RPI	S	Opponent	Score
15	H	DePaul	66 78	37	H	Marquette	70 64	77	H	James Madison	74 63	101	A	William & Mary	73 57
16	H	Miami (FL)	50 62	45	A	Georgetown	71 66	84	N	Virginia	66 55	129	H	Duquesne	65 71
24	N	Arizona St.	41 54					86	A	Villanova	50 55	137	A	Xavier	65 48
								95	A	Fordham	59 45	168	H	Rutgers	65 39
												171	H	Albany (NY)	54 36
												186	A	Seton Hall	59 64
												195	A	Butler	62 41
												310	H	Lafayette	64 46
												344	H	Wagner	62 34
LAST 12 Division I GAMES:															
195	A	Butler	62 41	86	A	Villanova	50 55								
137	A	Xavier	65 48	45	A	Georgetown	71 66								
186	A	Seton Hall	59 64	15	H	DePaul	66 78								
77	H	James Madison	74 63	37	H	Marquette	70 64								
344	H	Wagner	62 34	168	H	Rutgers	65 39								
95	A	Fordham	59 45	310	H	Lafayette	64 46								

Non-Div I Games:

St. John's (NY)

St. Mary's (CA)

Through Games Of Jan. 15, 2017

Average RPI Win:	190	WON-LOST	WINNING	LAST 10	STRENGTH OF	OPP. STRENGTH	TEAM	ADJ.	CONF.	ADJ CONF.
Average RPI Loss:	99	RECORD	PCT. RANK	GAMES	SCHEDULE	OF SCHEDULE	RPI	RPI	RPI	RPI
DIV. I ONLY	8- 9	181	5- 5	104	97	140	140	14	14	
DIV. I NON-CONF.	5- 6	186	3- 3	72	58	114	114	12	12	
TOTALS	RPI 1-25	RPI 26-50	W-L RECORDS	RPI 51-100	RPI 101-150	RPI 150+				
8- 9	0- 0	0- 1	OVERALL	0- 5	2- 1	6- 2				
4- 5	0- 0	0- 1	HOME	0- 2	2- 1	2- 1				
4- 4	0- 0	0- 0	AWAY	0- 3	0- 0	4- 1				
0- 0	0- 0	0- 0	NEUTRAL	0- 0	0- 0	0- 0				
5- 6	0- 0	0- 1	NON-CONFERENCE	0- 4	1- 0	4- 1				
1- 4	0- 0	0- 1	HOME	0- 2	1- 0	0- 1				
4- 2	0- 0	0- 0	AWAY	0- 2	0- 0	4- 0				
0- 0	0- 0	0- 0	NEUTRAL	0- 0	0- 0	0- 0				
3- 3	0- 0	0- 0	CONFERENCE	0- 1	1- 1	2- 1				
3- 1	0- 0	0- 0	HOME	0- 0	1- 1	2- 0				
0- 2	0- 0	0- 0	AWAY	0- 1	0- 0	0- 1				
0- 0	0- 0	0- 0	NEUTRAL	0- 0	0- 0	0- 0				

RPI S	Opponent	Score	RPI S	Opponent	Score	RPI S	Opponent	Score	RPI S	Opponent	Score	Team's RPI: 140
43	H California	67 74	51	H Utah	62 63	104	H Gonzaga	75 79				
			54	H Boise St.	78 83	110	H Northern Colo.	75 65				
			60	A Washington St.	69 85	133	H San Francisco	75 72				
			80	A BYU	65 70	153	A Boston College	62 54				
			88	A UC Davis	66 68	155	A Northeastern	77 53				
						196	H CSUN	61 73				
						219	A San Diego	71 73				
						222	A San Jose St.	85 64				
						236	H Loyola Marymount	74 59				
						251	H Portland	92 76				
						263	A Cal Poly	79 71				
LAST 12 Division I GAMES:												
219	A San Diego	71 73	104	H Gonzaga	75 79							
236	H Loyola Marymount	74 59	251	H Portland	92 76							
196	H CSUN	61 73	133	H San Francisco	75 72							
110	H Northern Colo.	75 65	80	A BYU	65 70							
88	A UC Davis	66 68	263	A Cal Poly	79 71							
222	A San Jose St.	85 64	51	H Utah	62 63							

Non-Div I Games:

St. Mary's (CA)

■ Loss,
 ■ Non-Conf,
 ■ S Site,
 ■ H Home
 ■ A Away
 N Neutral

Average RPI Win: 124		WON-LOST	WINNING	LAST 10	STRENGTH OF	OPP. STRENGTH	TEAM	ADJ.	CONF.	ADJ CONF.
Average RPI Loss: 43		RECORD	PCT. RANK	GAMES	SCHEDULE	OF SCHEDULE	RPI	RPI	RPI	RPI
DIV. I ONLY		15- 3	16	8- 2	16	46	11	11	1	1
DIV. I NON-CONF.		10- 2	33	5- 1	66	85	26	26	1	1
TOTALS		RPI 1-25	RPI 26-50		W-L RECORDS		RPI 51-100	RPI 101-150	RPI 150+	
15- 3	2- 2	1- 0		OVERALL		4- 0	3- 1	5- 0		
6- 2	1- 1	1- 0		HOME		1- 0	1- 1	2- 0		
6- 1	1- 1	0- 0		AWAY		3- 0	1- 0	1- 0		
3- 0	0- 0	0- 0		NEUTRAL		0- 0	1- 0	2- 0		
10- 2	1- 1	0- 0		NON-CONFERENCE		2- 0	2- 1	5- 0		
5- 1	1- 0	0- 0		HOME		1- 0	1- 1	2- 0		
2- 1	0- 1	0- 0		AWAY		1- 0	0- 0	1- 0		
3- 0	0- 0	0- 0		NEUTRAL		0- 0	1- 0	2- 0		
5- 1	1- 1	1- 0		CONFERENCE		2- 0	1- 0	0- 0		
1- 1	0- 1	1- 0		HOME		0- 0	0- 0	0- 0		
4- 0	1- 0	0- 0		AWAY		2- 0	1- 0	0- 0		
0- 0	0- 0	0- 0		NEUTRAL		0- 0	0- 0	0- 0		

RPI	S	Opponent	Score	RPI	S	Opponent	Score	RPI	S	Opponent	Score	RPI	S	Opponent	Score
7	H	Oregon St.	69 72	47	H	Oregon	81 60	51	A	Utah	77 58	104	H	Gonzaga	63 68
14	H	Texas	71 59					75	A	George Washington	71 52	107	N	Purdue	78 69
19	A	Tennessee	51 59					85	A	Colorado	84 70	111	A	Arizona	77 55
24	A	Arizona St.	64 57					88	H	UC Davis	68 42	143	H	Yale	102 44
												155	N	Northeastern	74 45
												196	H	CSUN	88 54
												208	N	Wichita St.	87 39
												263	H	Cal Poly	83 55
												292	A	CSU Bakersfield	77 56
LAST 12 Division I GAMES:															
111	A	Arizona	77 55	85	A	Colorado	84 70								
24	A	Arizona St.	64 57	51	A	Utah	77 58								
143	H	Yale	102 44	7	H	Oregon St.	69 72								
75	A	George Washington	71 52	47	H	Oregon	81 60								
19	A	Tennessee	51 59	292	A	CSU Bakersfield	77 56								
88	H	UC Davis	68 42	107	N	Purdue	78 69								

Non-Div I Games:

Stanford

Average RPI Win:	291	WON-LOST	WINNING	LAST 10	STRENGTH OF	OPP. STRENGTH	TEAM	ADJ.	CONF.	ADJ CONF.
Average RPI Loss:	107	RECORD	PCT. RANK	GAMES	SCHEDULE	OF SCHEDULE	RPI	RPI	RPI	RPI
DIV. I ONLY	9- 5	109	4- 4	309	280	188	188	23	23	
DIV. I NON-CONF.	8- 4	96	5- 3	309	295	176	176	24	24	
TOTALS	RPI 1-25	RPI 26-50	W-L RECORDS	RPI 51-100	RPI 101-150	RPI 150+				
9- 5	0- 1	0- 0	OVERALL	0- 2	0- 1	9- 1				
4- 2	0- 0	0- 0	HOME	0- 0	0- 1	4- 1				
3- 3	0- 1	0- 0	AWAY	0- 2	0- 0	3- 0				
2- 0	0- 0	0- 0	NEUTRAL	0- 0	0- 0	2- 0				
8- 4	0- 1	0- 0	NON-CONFERENCE	0- 2	0- 0	8- 1				
4- 1	0- 0	0- 0	HOME	0- 0	0- 0	4- 1				
2- 3	0- 1	0- 0	AWAY	0- 2	0- 0	2- 0				
2- 0	0- 0	0- 0	NEUTRAL	0- 0	0- 0	2- 0				
1- 1	0- 0	0- 0	CONFERENCE	0- 0	0- 1	1- 0				
0- 1	0- 0	0- 0	HOME	0- 0	0- 1	0- 0				
1- 0	0- 0	0- 0	AWAY	0- 0	0- 0	1- 0				
0- 0	0- 0	0- 0	NEUTRAL	0- 0	0- 0	0- 0				

RPI 1-25				RPI 26-50				RPI 51-100				RPI 101+ Team's RPI: 188			
RPI	S	Opponent	Score	RPI	S	Opponent	Score	RPI	S	Opponent	Score	RPI	S	Opponent	Score
20	A	South Fla.	60 74					97	A	Arkansas	62 79	108	H	FGCU	71 84
								100	A	Chattanooga	55 66	209	H	Tennessee St.	50 56
												254	N	Weber St.	70 68
												262	H	SIUE	78 68
												264	A	Northern Ky.	54 45
												278	N	Robert Morris	68 60
												284	H	Bethune-Cookman	63 60
												303	H	Eastern Ill.	72 55
												316	H	Valparaiso	87 75
												322	A	Kennesaw St.	65 56
												335	A	High Point	81 47
LAST 12 Division I GAMES:															
262	H	SIUE	78 68	322	A	Kennesaw St.	65 56								
100	A	Chattanooga	55 66	108	H	FGCU	71 84								
335	A	High Point	81 47	20	A	South Fla.	60 74								
264	A	Northern Ky.	54 45	209	H	Tennessee St.	50 56								
254	N	Weber St.	70 68	97	A	Arkansas	62 79								
278	N	Robert Morris	68 60	303	H	Eastern Ill.	72 55								

Non-Div I Games: Webber Int'l 92 54 Palm Beach Atl. 89 50 Warner 100 34

Stetson

Average RPI Win:	219	WON-LOST	WINNING	LAST 10	STRENGTH OF	OPP. STRENGTH	TEAM	ADJ.	CONF.	ADJ CONF.
Average RPI Loss:	164	RECORD	PCT. RANK	GAMES	SCHEDULE	OF SCHEDULE	RPI	RPI	RPI	RPI
DIV. I ONLY	7- 8	187	5- 4	217	248	207	207	20	20	
DIV. I NON-CONF.	6- 6	166	5- 3	270	263	217	217	20	20	
TOTALS	RPI 1-25	RPI 26-50	W-L RECORDS	RPI 51-100	RPI 101-150	RPI 150+				
7- 8	0- 0	0- 1	OVERALL	0- 1	2- 2	5- 4				
4- 2	0- 0	0- 1	HOME	0- 0	2- 1	2- 0				
2- 5	0- 0	0- 0	AWAY	0- 0	0- 1	2- 4				
1- 1	0- 0	0- 0	NEUTRAL	0- 1	0- 0	1- 0				
6- 6	0- 0	0- 1	NON-CONFERENCE	0- 1	1- 1	5- 3				
3- 2	0- 0	0- 1	HOME	0- 0	1- 1	2- 0				
2- 3	0- 0	0- 0	AWAY	0- 0	0- 0	2- 3				
1- 1	0- 0	0- 0	NEUTRAL	0- 1	0- 0	1- 0				
1- 2	0- 0	0- 0	CONFERENCE	0- 0	1- 1	0- 1				
1- 0	0- 0	0- 0	HOME	0- 0	1- 0	0- 0				
0- 2	0- 0	0- 0	AWAY	0- 0	0- 1	0- 1				
0- 0	0- 0	0- 0	NEUTRAL	0- 0	0- 0	0- 0				

RPI 1-25			RPI 26-50			RPI 51-100			RPI 101+			Team's RPI: 207
RPI	S	Opponent	Score	RPI	S	Opponent	Score	RPI	S	Opponent	Score	
				44	H	Syracuse	60 78	65	N	Indiana	60 74	
								102	A	New Hampshire	46 49	
								106	H	Cornell	66 65	
								120	H	Maine	55 41	
								142	H	Hofstra	64 67	
								152	H	Columbia	55 53	
								171	A	Albany (NY)	54 64	
								215	A	Iona	46 57	
								232	A	Manhattan	55 50	
								235	A	St. Bonaventure	37 51	
								277	A	Central Conn. St.	64 59	
								300	H	UMKC	57 55	
								334	A	LIU Brooklyn	48 58	
								349	N	Florida A&M	80 49	
LAST 12 Division I GAMES:												
				106	H	Cornell	66 65	120	H	Maine	55 41	
				65	N	Indiana	60 74	171	A	Albany (NY)	54 64	
				349	N	Florida A&M	80 49	102	A	New Hampshire	46 49	
				277	A	Central Conn. St.	64 59	300	H	UMKC	57 55	
				334	A	LIU Brooklyn	48 58	232	A	Manhattan	55 50	
				235	A	St. Bonaventure	37 51	152	H	Columbia	55 53	

Non-Div I Games: Molloy 62 53

Stony Brook

Average RPI Win:	161	WON-LOST	WINNING	LAST 10	STRENGTH OF	OPP. STRENGTH	TEAM	ADJ.	CONF.	ADJ CONF.
Average RPI Loss:	33	RECORD	PCT. RANK	GAMES	SCHEDULE	OF SCHEDULE	RPI	RPI	RPI	RPI
DIV. I ONLY	13- 6	88	7- 3	46	41	44	44	2	2	
DIV. I NON-CONF.	9- 4	85	5- 1	106	51	78	78	3	3	
TOTALS	RPI 1-25	RPI 26-50	W-L RECORDS	RPI 51-100	RPI 101-150	RPI 150+				
13- 6	0- 2	2- 3	OVERALL	2- 1	2- 0	7- 0				
9- 0	0- 0	2- 0	HOME	1- 0	0- 0	6- 0				
2- 3	0- 1	0- 1	AWAY	0- 1	1- 0	1- 0				
2- 3	0- 1	0- 2	NEUTRAL	1- 0	1- 0	0- 0				
9- 4	0- 1	1- 2	NON-CONFERENCE	1- 1	1- 0	6- 0				
6- 0	0- 0	1- 0	HOME	0- 0	0- 0	5- 0				
1- 1	0- 0	0- 0	AWAY	0- 1	0- 0	1- 0				
2- 3	0- 1	0- 2	NEUTRAL	1- 0	1- 0	0- 0				
4- 2	0- 1	1- 1	CONFERENCE	1- 0	1- 0	1- 0				
3- 0	0- 0	1- 0	HOME	1- 0	0- 0	1- 0				
1- 2	0- 1	0- 1	AWAY	0- 0	1- 0	0- 0				
0- 0	0- 0	0- 0	NEUTRAL	0- 0	0- 0	0- 0				

RPI 1-25				RPI 26-50				Team's RPI: 44				RPI 51-100				RPI 101+			
RPI	S	Opponent	Score	RPI	S	Opponent	Score	RPI	S	Opponent	Score	RPI	S	Opponent	Score	RPI	S	Opponent	Score
13	A	Louisville	76 91	27	N	Texas A&M	84 105	64	A	Drexel	61 62	131	A	Clemson	88 62				
15	N	DePaul	84 108	30	N	Ohio St.	72 77	75	N	George Washington	74 71	134	N	Old Dominion	92 66				
				36	H	North Carolina St.	85 75	84	H	Virginia	54 49	153	H	Boston College	79 52				
				40	H	Michigan St.	75 64					170	H	Niagara	109 60				
				49	A	Georgia Tech	66 75					207	A	Stony Brook	78 60				
												224	H	Siena	102 65				
												271	H	Rhode Island	95 49				
												277	H	Central Conn. St.	95 63				
												288	H	Coppin St.	76 30				
LAST 12 Division I GAMES:																			
84	H	Virginia	54 49	49	A	Georgia Tech	66 75												
13	A	Louisville	76 91	36	H	North Carolina St.	85 75												
27	N	Texas A&M	84 105	153	H	Boston College	79 52												
134	N	Old Dominion	92 66	131	A	Clemson	88 62												
170	H	Niagara	109 60	277	H	Central Conn. St.	95 63												
288	H	Coppin St.	76 30	40	H	Michigan St.	75 64												

Non-Div I Games:

Syracuse

Average RPI Win:	229	WON-LOST	WINNING	LAST 10	STRENGTH OF	OPP. STRENGTH	TEAM	ADJ.	CONF.	ADJ CONF.
Average RPI Loss:	25	RECORD	PCT. RANK	GAMES	SCHEDULE	OF SCHEDULE	RPI	RPI	RPI	RPI
DIV. I ONLY	9- 8	152	4- 6	59	59	125	125	4	4	
DIV. I NON-CONF.	8- 3	67	4- 2	224	141	133	133	4	4	
TOTALS	RPI 1-25	RPI 26-50	W-L RECORDS	RPI 51-100	RPI 101-150	RPI 150+				
9- 8	0- 5	0- 2	OVERALL	1- 1	1- 0	7- 0				
9- 3	0- 0	0- 2	HOME	1- 1	1- 0	7- 0				
0- 5	0- 5	0- 0	AWAY	0- 0	0- 0	0- 0				
0- 0	0- 0	0- 0	NEUTRAL	0- 0	0- 0	0- 0				
8- 3	0- 2	0- 1	NON-CONFERENCE	1- 0	0- 0	7- 0				
8- 1	0- 0	0- 1	HOME	1- 0	0- 0	7- 0				
0- 2	0- 2	0- 0	AWAY	0- 0	0- 0	0- 0				
0- 0	0- 0	0- 0	NEUTRAL	0- 0	0- 0	0- 0				
1- 5	0- 3	0- 1	CONFERENCE	0- 1	1- 0	0- 0				
1- 2	0- 0	0- 1	HOME	0- 1	1- 0	0- 0				
0- 3	0- 3	0- 0	AWAY	0- 0	0- 0	0- 0				
0- 0	0- 0	0- 0	NEUTRAL	0- 0	0- 0	0- 0				

RPI 1-25				RPI 26-50				RPI 51-100				RPI 101+ Team's RPI: 125			
RPI	S	Opponent	Score	RPI	S	Opponent	Score	RPI	S	Opponent	Score	RPI	S	Opponent	Score
2	A	Notre Dame	59 92	27	H	Texas A&M	67 75	69	H	West Virginia	61 83	114	H	Iowa St.	80 75
9	A	Baylor	54 77	39	H	Oklahoma St.	67 82	82	H	SMU	76 67	177	H	Texas Southern	77 48
14	A	Texas	54 83									195	H	Butler	73 47
18	A	LSU	61 67									255	H	McNeese	74 70
23	A	Oklahoma	72 87									256	H	Grambling	83 47
												295	H	Alcorn	95 39
												342	H	Incarnate Word	88 40
												343	H	Sam Houston St.	81 37
LAST 12 Division I GAMES:															
23	A	Oklahoma	72 87	114	H	Iowa St.	80 75								
69	H	West Virginia	61 83	9	A	Baylor	54 77								
295	H	Alcorn	95 39	14	A	Texas	54 83								
177	H	Texas Southern	77 48	39	H	Oklahoma St.	67 82								
255	H	McNeese	74 70	18	A	LSU	61 67								
27	H	Texas A&M	67 75	195	H	Butler	73 47								

Non-Div I Games:

TCU

■ Loss,
 ■ Non-Conf,
 ■ S Site,
 ■ H Home
 ■ A Away
 N Neutral

Average RPI Win:	149	WON-LOST	WINNING	LAST 10	STRENGTH OF	OPP. STRENGTH	TEAM	ADJ.	CONF.	ADJ CONF.
Average RPI Loss:	71	RECORD	PCT. RANK	GAMES	SCHEDULE	OF SCHEDULE	RPI	RPI	RPI	RPI
DIV. I ONLY	13- 3	21	9- 1	119	30	33	33	5	5	
DIV. I NON-CONF.	9- 3	62	6- 2	122	46	48	48	5	5	
TOTALS	RPI 1-25	RPI 26-50	W-L RECORDS	RPI 51-100	RPI 101-150	RPI 150+				
13- 3	1- 0	2- 1	OVERALL	2- 1	1- 1	7- 0				
7- 0	1- 0	2- 0	HOME	1- 0	0- 0	3- 0				
6- 2	0- 0	0- 1	AWAY	1- 0	1- 1	4- 0				
0- 1	0- 0	0- 0	NEUTRAL	0- 1	0- 0	0- 0				
9- 3	1- 0	1- 1	NON-CONFERENCE	1- 1	1- 1	5- 0				
5- 0	1- 0	1- 0	HOME	0- 0	0- 0	3- 0				
4- 2	0- 0	0- 1	AWAY	1- 0	1- 1	2- 0				
0- 1	0- 0	0- 0	NEUTRAL	0- 1	0- 0	0- 0				
4- 0	0- 0	1- 0	CONFERENCE	1- 0	0- 0	2- 0				
2- 0	0- 0	1- 0	HOME	1- 0	0- 0	0- 0				
2- 0	0- 0	0- 0	AWAY	0- 0	0- 0	2- 0				
0- 0	0- 0	0- 0	NEUTRAL	0- 0	0- 0	0- 0				

RPI 1-25				RPI 26-50				RPI 51-100				RPI 101+			
RPI	S	Opponent	Score	RPI	S	Opponent	Score	RPI	S	Opponent	Score	RPI	S	Opponent	Score
15	H	DePaul	84 74	31	A	Harvard	62 73	70	N	Florida	76 83	113	A	Hampton	65 71
				34	H	Tulane	86 71	73	H	East Carolina	78 47	148	A	Saint Joseph's	86 70
				48	H	Quinnipiac	71 68	86	A	Villanova	83 48	166	A	Tulsa	58 49
												168	A	Rutgers	48 37
												190	H	Fairfield	73 59
												191	H	La Salle	86 70
												211	A	Memphis	73 67
												291	H	Vermont	53 39
												322	A	Kennesaw St.	79 38
LAST 12 Division I GAMES:															
211	A	Memphis	73 67	166	A	Tulsa	58 49								
190	H	Fairfield	73 59	73	H	East Carolina	78 47								
168	A	Rutgers	48 37	34	H	Tulane	86 71								
15	H	DePaul	84 74	322	A	Kennesaw St.	79 38								
86	A	Villanova	83 48	291	H	Vermont	53 39								
113	A	Hampton	65 71	31	A	Harvard	62 73								

Non-Div I Games:

Temple

Tennessee

Through Games Of Jan. 15, 2017

Average RPI Win:	126	WON-LOST	WINNING	LAST 10	STRENGTH OF	OPP. STRENGTH	TEAM	ADJ.	CONF.	ADJ CONF.
Average RPI Loss:	41	RECORD	PCT. RANK	GAMES	SCHEDULE	OF SCHEDULE	RPI	RPI	RPI	RPI
DIV. I ONLY	10- 6	117	6- 4	3	76	19	19	3	3	
DIV. I NON-CONF.	8- 4	96	5- 3	5	107	14	14	2	2	
TOTALS	RPI 1-25	RPI 26-50	W-L RECORDS	RPI 51-100	RPI 101-150	RPI 150+				
10- 6	2- 4	0- 0	OVERALL	2- 2	2- 0	4- 0				
7- 2	2- 2	0- 0	HOME	1- 0	1- 0	3- 0				
3- 4	0- 2	0- 0	AWAY	1- 2	1- 0	1- 0				
0- 0	0- 0	0- 0	NEUTRAL	0- 0	0- 0	0- 0				
8- 4	1- 3	0- 0	NON-CONFERENCE	2- 1	1- 0	4- 0				
6- 1	1- 1	0- 0	HOME	1- 0	1- 0	3- 0				
2- 3	0- 2	0- 0	AWAY	1- 1	0- 0	1- 0				
0- 0	0- 0	0- 0	NEUTRAL	0- 0	0- 0	0- 0				
2- 2	1- 1	0- 0	CONFERENCE	0- 1	1- 0	0- 0				
1- 1	1- 1	0- 0	HOME	0- 0	0- 0	0- 0				
1- 1	0- 0	0- 0	AWAY	0- 1	1- 0	0- 0				
0- 0	0- 0	0- 0	NEUTRAL	0- 0	0- 0	0- 0				

RPI	S	Opponent	Score
4	H	Mississippi St.	64 74
9	H	Baylor	66 88
11	H	Stanford	59 51
14	A	Texas	67 72
17	H	Kentucky	72 65
25	A	Virginia Tech	63 67

RPI	S	Opponent	Score
-----	---	----------	-------

RPI	S	Opponent	Score
77	A	James Madison	81 69
83	H	Troy	110 84
93	A	Penn St.	56 70
99	A	Ole Miss	62 67

RPI	S	Opponent	Score
115	A	Vanderbilt	70 57
118	H	Navy	85 55
175	H	Appalachian St.	92 66
209	H	Tennessee St.	86 36
216	A	ETSU	83 58
237	H	UNCW	90 54

LAST 12 Division I GAMES:

237	H	UNCW	90 54	99	A	Ole Miss	62 67
83	H	Troy	110 84	4	H	Mississippi St.	64 74
11	H	Stanford	59 51	115	A	Vanderbilt	70 57
175	H	Appalachian St.	92 66	17	H	Kentucky	72 65
14	A	Texas	67 72	209	H	Tennessee St.	86 36
9	H	Baylor	66 88	25	A	Virginia Tech	63 67

Non-Div I Games:

Tennessee

■ Loss,
 ■ Non-Conf, S Site,
 ■ Home
 ■ Away
 N Neutral

Average RPI Win:	263	WON-LOST	WINNING	LAST 10	STRENGTH OF	OPP. STRENGTH	TEAM	ADJ.	CONF.	ADJ CONF.
Average RPI Loss:	159	RECORD	PCT. RANK	GAMES	SCHEDULE	OF SCHEDULE	RPI	RPI	RPI	RPI
DIV. I ONLY	6- 8	212	5- 4	227	246	209	209	26	26	
DIV. I NON-CONF.	4- 5	197	3- 3	229	83	154	154	29	29	
TOTALS	RPI 1-25	RPI 26-50	W-L RECORDS	RPI 51-100	RPI 101-150	RPI 150+				
6- 8	0- 1	0- 1	OVERALL	0- 1	0- 1	6- 4				
3- 1	0- 0	0- 0	HOME	0- 0	0- 0	3- 1				
2- 6	0- 1	0- 1	AWAY	0- 1	0- 1	2- 2				
1- 1	0- 0	0- 0	NEUTRAL	0- 0	0- 0	1- 1				
4- 5	0- 1	0- 1	NON-CONFERENCE	0- 1	0- 1	4- 1				
1- 0	0- 0	0- 0	HOME	0- 0	0- 0	1- 0				
2- 4	0- 1	0- 1	AWAY	0- 1	0- 1	2- 0				
1- 1	0- 0	0- 0	NEUTRAL	0- 0	0- 0	1- 1				
2- 3	0- 0	0- 0	CONFERENCE	0- 0	0- 0	2- 3				
2- 1	0- 0	0- 0	HOME	0- 0	0- 0	2- 1				
0- 2	0- 0	0- 0	AWAY	0- 0	0- 0	0- 2				
0- 0	0- 0	0- 0	NEUTRAL	0- 0	0- 0	0- 0				

RPI 1-25				RPI 26-50				RPI 51-100				RPI 101+ Team's RPI: 209			
RPI	S	Opponent	Score	RPI	S	Opponent	Score	RPI	S	Opponent	Score	RPI	S	Opponent	Score
19	A	Tennessee	36 86	39	A	Oklahoma St.	48 86	55	A	UNLV	48 69	137	A	Xavier	54 63
												188	A	Stetson	56 50
												197	N	Wisconsin	70 80
												226	H	Morehead St.	69 66
												246	A	Murray St.	72 80
												270	H	UT Martin	85 80
												276	H	Southeast Mo. St.	67 75
												284	N	Bethune-Cookman	69 60
												294	A	Lipscomb	77 71
												305	A	Eastern Ky.	62 66
												317	H	Arkansas St.	76 66
LAST 12 Division I GAMES:															
246	A	Murray St.	72 80	305	A	Eastern Ky.	62 66								
188	A	Stetson	56 50	226	H	Morehead St.	69 66								
284	N	Bethune-Cookman	69 60	270	H	UT Martin	85 80								
294	A	Lipscomb	77 71	276	H	Southeast Mo. St.	67 75								
19	A	Tennessee	36 86	55	A	UNLV	48 69								
197	N	Wisconsin	70 80	317	H	Arkansas St.	76 66								

Non-Div I Games: Fisk 97 41

Tennessee St.

■ Loss,
 ■ Non-Conf,
 ■ S Site,
 ■ Home
 ■ A Away
 N Neutral

Average RPI Win:	281	WON-LOST	WINNING	LAST 10	STRENGTH OF	OPP. STRENGTH	TEAM	ADJ.	CONF.	ADJ CONF.
Average RPI Loss:	183	RECORD	PCT. RANK	GAMES	SCHEDULE	OF SCHEDULE	RPI	RPI	RPI	RPI
DIV. I ONLY	5- 12	265	4- 6	266	287	293	293	26	26	
DIV. I NON-CONF.	2- 10	305	2- 5	265	228	319	319	29	29	
TOTALS	RPI 1-25	RPI 26-50	W-L RECORDS	RPI 51-100	RPI 101-150	RPI 150+				
5- 12	0- 0	0- 0	OVERALL	0- 3	0- 1	5- 8				
3- 5	0- 0	0- 0	HOME	0- 1	0- 0	3- 4				
2- 7	0- 0	0- 0	AWAY	0- 2	0- 1	2- 4				
0- 0	0- 0	0- 0	NEUTRAL	0- 0	0- 0	0- 0				
2- 10	0- 0	0- 0	NON-CONFERENCE	0- 3	0- 1	2- 6				
1- 4	0- 0	0- 0	HOME	0- 1	0- 0	1- 3				
1- 6	0- 0	0- 0	AWAY	0- 2	0- 1	1- 3				
0- 0	0- 0	0- 0	NEUTRAL	0- 0	0- 0	0- 0				
3- 2	0- 0	0- 0	CONFERENCE	0- 0	0- 0	3- 2				
2- 1	0- 0	0- 0	HOME	0- 0	0- 0	2- 1				
1- 1	0- 0	0- 0	AWAY	0- 0	0- 0	1- 1				
0- 0	0- 0	0- 0	NEUTRAL	0- 0	0- 0	0- 0				

RPI S	Opponent	Score	RPI S	Opponent	Score	RPI S	Opponent	Score	RPI S	Opponent	Score	Team's RPI: 293
						71	H Middle Tenn.	62 73	115	A Vanderbilt	57 89	
						89	A IUPUI	63 77	159	H Wright St.	54 65	
						92	A Radford	46 79	161	A Cincinnati	38 60	
									199	A UNC Asheville	65 77	
									216	H ETSU	76 82	
									246	H Murray St.	72 54	
									262	A SIUE	49 60	
									264	H Northern Ky.	55 40	
									269	H UNCG	59 65	
									272	H Austin Peay	84 87	
									276	A Southeast Mo. St.	74 63	
									294	A Lipscomb	69 71	
									297	H Jacksonville St.	56 54	
									324	A Winthrop	73 50	
LAST 12 Division I GAMES:												
276	A Southeast Mo. St.	74 63	297	H Jacksonville St.	56 54							
294	A Lipscomb	69 71	246	H Murray St.	72 54							
115	A Vanderbilt	57 89	272	H Austin Peay	84 87							
89	A IUPUI	63 77	262	A SIUE	49 60							
216	H ETSU	76 82	161	A Cincinnati	38 60							
264	H Northern Ky.	55 40	324	A Winthrop	73 50							

Non-Div I Games: Tenn. Wesleyan 54 41

Tennessee Tech

Average RPI Win:	147	WON-LOST	WINNING	LAST 10	STRENGTH OF	OPP. STRENGTH	TEAM	ADJ.	CONF.	ADJ CONF.
Average RPI Loss:	5	RECORD	PCT. RANK	GAMES	SCHEDULE	OF SCHEDULE	RPI	RPI	RPI	RPI
DIV. I ONLY	12- 4	52	10- 0	9	8	14	14	4	4	
DIV. I NON-CONF.	6- 4	126	4- 2	8	26	57	57	4	4	
TOTALS	RPI 1-25	RPI 26-50	W-L RECORDS	RPI 51-100	RPI 101-150	RPI 150+				
12- 4	1- 4	2- 0	OVERALL	1- 0	3- 0	5- 0				
9- 1	1- 1	2- 0	HOME	0- 0	1- 0	5- 0				
3- 2	0- 2	0- 0	AWAY	1- 0	2- 0	0- 0				
0- 1	0- 1	0- 0	NEUTRAL	0- 0	0- 0	0- 0				
6- 4	1- 4	0- 0	NON-CONFERENCE	0- 0	0- 0	5- 0				
6- 1	1- 1	0- 0	HOME	0- 0	0- 0	5- 0				
0- 2	0- 2	0- 0	AWAY	0- 0	0- 0	0- 0				
0- 1	0- 1	0- 0	NEUTRAL	0- 0	0- 0	0- 0				
6- 0	0- 0	2- 0	CONFERENCE	1- 0	3- 0	0- 0				
3- 0	0- 0	2- 0	HOME	0- 0	1- 0	0- 0				
3- 0	0- 0	0- 0	AWAY	1- 0	2- 0	0- 0				
0- 0	0- 0	0- 0	NEUTRAL	0- 0	0- 0	0- 0				

RPI	S	Opponent	Score	RPI	S	Opponent	Score	RPI	S	Opponent	Score	RPI	S	Opponent	Score
1	N	UConn	54 72	28	H	Texas Tech	67 47	69	A	West Virginia	73 63	114	A	Iowa St.	75 68
3	H	South Carolina	67 76	39	H	Oklahoma St.	66 35					119	A	Kansas	66 54
4	A	Mississippi St.	68 79									125	H	TCU	83 54
11	A	Stanford	59 71									160	H	UTSA	76 43
19	H	Tennessee	72 67									210	H	New Orleans	80 48
												248	H	UTRGV	85 61
												301	H	Northwestern St.	86 39
												333	H	Houston Baptist	98 46
LAST 12 Division I GAMES:															
114	A	Iowa St.	75 68	69	A	West Virginia	73 63								
28	H	Texas Tech	67 47	39	H	Oklahoma St.	66 35								
210	H	New Orleans	80 48	125	H	TCU	83 54								
160	H	UTSA	76 43	119	A	Kansas	66 54								
248	H	UTRGV	85 61	1	N	UConn	54 72								
19	H	Tennessee	72 67	3	H	South Carolina	67 76								

Non-Div I Games:

Texas

Average RPI Win:	116	WON-LOST	WINNING	LAST 10	STRENGTH OF	OPP. STRENGTH	TEAM	ADJ.	CONF.	ADJ CONF.
Average RPI Loss:	81	RECORD	PCT. RANK	GAMES	SCHEDULE	OF SCHEDULE	RPI	RPI	RPI	RPI
DIV. I ONLY	14- 4	31	8- 2	41	19	27	27	3	3	
DIV. I NON-CONF.	10- 3	54	5- 2	45	38	37	37	2	2	
TOTALS	RPI 1-25	RPI 26-50	W-L RECORDS	RPI 51-100	RPI 101-150	RPI 150+				
14- 4	1- 0	2- 0	OVERALL	4- 4	3- 0	4- 0				
8- 1	0- 0	1- 0	HOME	2- 1	2- 0	3- 0				
4- 2	1- 0	0- 0	AWAY	2- 2	1- 0	0- 0				
2- 1	0- 0	1- 0	NEUTRAL	0- 1	0- 0	1- 0				
10- 3	0- 0	2- 0	NON-CONFERENCE	2- 3	2- 0	4- 0				
6- 1	0- 0	1- 0	HOME	1- 1	1- 0	3- 0				
2- 1	0- 0	0- 0	AWAY	1- 1	1- 0	0- 0				
2- 1	0- 0	1- 0	NEUTRAL	0- 1	0- 0	1- 0				
4- 1	1- 0	0- 0	CONFERENCE	2- 1	1- 0	0- 0				
2- 0	0- 0	0- 0	HOME	1- 0	1- 0	0- 0				
2- 1	1- 0	0- 0	AWAY	1- 1	0- 0	0- 0				
0- 0	0- 0	0- 0	NEUTRAL	0- 0	0- 0	0- 0				

RPI 1-25				RPI 26-50				Team's RPI: 27				RPI 51-100				RPI 101+			
RPI	S	Opponent	Score	RPI	S	Opponent	Score	RPI	S	Opponent	Score	RPI	S	Opponent	Score	RPI	S	Opponent	Score
17	A	Kentucky	77 68	28	H	Texas Tech	98 90	58	A	Little Rock	55 37	115	H	Vanderbilt	77 72				
				44	N	Syracuse	105 84	70	A	Florida	67 59	125	A	TCU	75 67				
								72	N	Dayton	57 74	136	H	Abilene Christian	71 45				
								74	H	SFA	63 48	156	H	Central Ark.	74 49				
								78	H	Southern California	62 66	178	N	Southern U.	81 58				
								82	A	SMU	53 54	228	H	Prairie View	90 62				
								90	A	Georgia	59 69	302	H	A&M-Corpus Christi	84 55				
								97	H	Arkansas	90 65								
LAST 12 Division I GAMES:																			
				115	H	Vanderbilt	77 72	70	A	Florida	67 59								
				228	H	Prairie View	90 62	97	H	Arkansas	90 65								
				44	N	Syracuse	105 84	17	A	Kentucky	77 68								
				72	N	Dayton	57 74	90	A	Georgia	59 69								
				178	N	Southern U.	81 58	125	A	TCU	75 67								
				302	H	A&M-Corpus Christi	84 55	82	A	SMU	53 54								

Non-Div I Games:

Texas A&M

Texas Southern

Through Games Of Jan. 15, 2017

Average RPI Win:	254	WON-LOST	WINNING	LAST 10	STRENGTH OF	OPP. STRENGTH	TEAM	ADJ.	CONF.	ADJ CONF.
Average RPI Loss:	176	RECORD	PCT. RANK	GAMES	SCHEDULE	OF SCHEDULE	RPI	RPI	RPI	RPI
DIV. I ONLY	9- 5	109	6- 4	334	190	177	177	30	30	
DIV. I NON-CONF.	5- 5	166	3- 4	334	178	215	215	28	28	
TOTALS	RPI 1-25	RPI 26-50	W-L RECORDS	RPI 51-100	RPI 101-150	RPI 150+				
9- 5	0- 0	0- 0	OVERALL	0- 1	0- 1	9- 3				
1- 1	0- 0	0- 0	HOME	0- 0	0- 0	1- 1				
7- 4	0- 0	0- 0	AWAY	0- 1	0- 1	7- 2				
1- 0	0- 0	0- 0	NEUTRAL	0- 0	0- 0	1- 0				
5- 5	0- 0	0- 0	NON-CONFERENCE	0- 1	0- 1	5- 3				
0- 1	0- 0	0- 0	HOME	0- 0	0- 0	0- 1				
4- 4	0- 0	0- 0	AWAY	0- 1	0- 1	4- 2				
1- 0	0- 0	0- 0	NEUTRAL	0- 0	0- 0	1- 0				
4- 0	0- 0	0- 0	CONFERENCE	0- 0	0- 0	4- 0				
1- 0	0- 0	0- 0	HOME	0- 0	0- 0	1- 0				
3- 0	0- 0	0- 0	AWAY	0- 0	0- 0	3- 0				
0- 0	0- 0	0- 0	NEUTRAL	0- 0	0- 0	0- 0				

RPI 1-25			RPI 26-50			RPI 51-100			RPI 101+			Team's RPI: 177
RPI	S	Opponent	Score	RPI	S	Opponent	Score	RPI	S	Opponent	Score	
						82 A SMU	36 61	125 A TCU		48 77		
								163 H Rice		49 52		
								178 A Southern U.		77 71		
								210 A New Orleans		57 63		
								218 A Texas St.		66 53		
								228 A Prairie View		70 62		
								234 N Presbyterian		74 62		
								256 H Grambling		69 61		
								260 A FIU		70 62		
								282 A UTEP		89 68		
								295 A Alcorn		57 53		
								302 A A&M-Corpus Christi		61 64		
								333 A Houston Baptist		50 34		
LAST 12 Division I GAMES:												
260 A		FIU	70 62	256 H		Grambling	69 61					
82 A		SMU	36 61	228 A		Prairie View	70 62					
125 A		TCU	48 77	178 A		Southern U.	77 71					
163 H		Rice	49 52	295 A		Alcorn	57 53					
333 A		Houston Baptist	50 34	234 N		Presbyterian	74 62					
210 A		New Orleans	57 63	218 A		Texas St.	66 53					

Non-Div I Games: P.R.-Bayamon 64 58

Texas Southern

Loss, Non-Conf, S Site, H Home A Away N Neutral

Average RPI Win:	262	WON-LOST	WINNING	LAST 10	STRENGTH OF	OPP. STRENGTH	TEAM	ADJ.	CONF.	ADJ CONF.
Average RPI Loss:	121	RECORD	PCT. RANK	GAMES	SCHEDULE	OF SCHEDULE	RPI	RPI	RPI	RPI
DIV. I ONLY	7- 8	187	4- 5	243	228	218	218	19	19	
DIV. I NON-CONF.	5- 5	166	3- 3	306	253	219	219	19	19	
TOTALS	RPI 1-25	RPI 26-50	W-L RECORDS	RPI 51-100	RPI 101-150	RPI 150+				
7- 8	0- 1	0- 0	OVERALL	0- 3	0- 0	7- 4				
4- 3	0- 0	0- 0	HOME	0- 1	0- 0	4- 2				
3- 5	0- 1	0- 0	AWAY	0- 2	0- 0	3- 2				
0- 0	0- 0	0- 0	NEUTRAL	0- 0	0- 0	0- 0				
5- 5	0- 1	0- 0	NON-CONFERENCE	0- 1	0- 0	5- 3				
3- 1	0- 0	0- 0	HOME	0- 0	0- 0	3- 1				
2- 4	0- 1	0- 0	AWAY	0- 1	0- 0	2- 2				
0- 0	0- 0	0- 0	NEUTRAL	0- 0	0- 0	0- 0				
2- 3	0- 0	0- 0	CONFERENCE	0- 2	0- 0	2- 1				
1- 2	0- 0	0- 0	HOME	0- 1	0- 0	1- 1				
1- 1	0- 0	0- 0	AWAY	0- 1	0- 0	1- 0				
0- 0	0- 0	0- 0	NEUTRAL	0- 0	0- 0	0- 0				

RPI 1-25				RPI 26-50				RPI 51-100				RPI 101+ Team's RPI: 218			
RPI	S	Opponent	Score	RPI	S	Opponent	Score	RPI	S	Opponent	Score	RPI	S	Opponent	Score
9	A	Baylor	24 90					52	H	UT Arlington	39 61	158	A	Houston	61 56
								82	A	SMU	56 64	160	A	UTSA	47 72
								83	A	Troy	54 65	175	H	Appalachian St.	64 66
												177	H	Texas Southern	53 66
												202	A	South Ala.	57 44
												228	A	Prairie View	60 64
												239	A	North Texas	59 58
												250	H	Coastal Caro.	83 62
												302	H	A&M-Corpus Christi	57 50
												342	H	Incarnate Word	67 50
												343	H	Sam Houston St.	69 46
LAST 12 Division I GAMES:															
250	H	Coastal Caro.	83 62	202	A	South Ala.	57 44								
239	A	North Texas	59 58	83	A	Troy	54 65								
343	H	Sam Houston St.	69 46	52	H	UT Arlington	39 61								
228	A	Prairie View	60 64	175	H	Appalachian St.	64 66								
9	A	Baylor	24 90	158	A	Houston	61 56								
160	A	UTSA	47 72	177	H	Texas Southern	53 66								

Non-Div I Games: St. Edward's 51 65

Texas St.

Average RPI Win:	140	WON-LOST	WINNING	LAST 10	STRENGTH OF	OPP. STRENGTH	TEAM	ADJ.	CONF.	ADJ CONF.
Average RPI Loss:	32	RECORD	PCT. RANK	GAMES	SCHEDULE	OF SCHEDULE	RPI	RPI	RPI	RPI
DIV. I ONLY	11- 6	101	7- 3	7	31	28	28	4	4	
DIV. I NON-CONF.	8- 3	67	5- 1	32	106	31	31	4	4	
TOTALS	RPI 1-25	RPI 26-50	W-L RECORDS	RPI 51-100	RPI 101-150	RPI 150+				
11- 6	0- 4	1- 1	OVERALL	3- 1	1- 0	6- 0				
10- 0	0- 0	1- 0	HOME	2- 0	1- 0	6- 0				
0- 6	0- 4	0- 1	AWAY	0- 1	0- 0	0- 0				
1- 0	0- 0	0- 0	NEUTRAL	1- 0	0- 0	0- 0				
8- 3	0- 1	0- 1	NON-CONFERENCE	2- 1	0- 0	6- 0				
7- 0	0- 0	0- 0	HOME	1- 0	0- 0	6- 0				
0- 3	0- 1	0- 1	AWAY	0- 1	0- 0	0- 0				
1- 0	0- 0	0- 0	NEUTRAL	1- 0	0- 0	0- 0				
3- 3	0- 3	1- 0	CONFERENCE	1- 0	1- 0	0- 0				
3- 0	0- 0	1- 0	HOME	1- 0	1- 0	0- 0				
0- 3	0- 3	0- 0	AWAY	0- 0	0- 0	0- 0				
0- 0	0- 0	0- 0	NEUTRAL	0- 0	0- 0	0- 0				

RPI 1-25				RPI 26-50				Team's RPI: 28				RPI 51-100				RPI 101+			
RPI	S	Opponent	Score	RPI	S	Opponent	Score	RPI	S	Opponent	Score	RPI	S	Opponent	Score	RPI	S	Opponent	Score
12	A	Kansas St.	54 68	27	A	Texas A&M	90 98	52	H	UT Arlington	79 60	114	H	Iowa St.	75 66				
14	A	Texas	47 67	39	H	Oklahoma St.	70 65	69	H	West Virginia	75 66	156	H	Central Ark.	79 45				
16	A	Miami (FL)	56 74					95	N	Fordham	59 50	157	H	North Dakota	90 80				
23	A	Oklahoma	45 66					97	A	Arkansas	60 66	158	H	Houston	84 60				
												174	H	New Mexico	69 58				
												228	H	Prairie View	85 43				
												295	H	Alcorn	90 37				
LAST 12 Division I GAMES:																			
39	H	Oklahoma St.	70 65	23	A	Oklahoma	45 66												
14	A	Texas	47 67	69	H	West Virginia	75 66												
52	H	UT Arlington	79 60	12	A	Kansas St.	54 68												
295	H	Alcorn	90 37	114	H	Iowa St.	75 66												
156	H	Central Ark.	79 45	97	A	Arkansas	60 66												
158	H	Houston	84 60	228	H	Prairie View	85 43												

Non-Div I Games:

Texas Tech

■ Loss,
 ■ Non-Conf, S Site,
 ■ Home
 ■ Away
 N Neutral

Average RPI Win:	217	WON-LOST	WINNING	LAST 10	STRENGTH OF	OPP. STRENGTH	TEAM	ADJ.	CONF.	ADJ CONF.
Average RPI Loss:	60	RECORD	PCT. RANK	GAMES	SCHEDULE	OF SCHEDULE	RPI	RPI	RPI	RPI
DIV. I ONLY	11- 4	65	6- 3	203	73	109	109	10	10	
DIV. I NON-CONF.	8- 2	49	4- 2	272	28	100	100	11	11	
TOTALS	RPI 1-25	RPI 26-50	W-L RECORDS	RPI 51-100	RPI 101-150	RPI 150+				
11- 4	0- 2	0- 0	OVERALL	2- 1	0- 1	9- 0				
5- 3	0- 1	0- 0	HOME	0- 1	0- 1	5- 0				
5- 0	0- 0	0- 0	AWAY	2- 0	0- 0	3- 0				
1- 1	0- 1	0- 0	NEUTRAL	0- 0	0- 0	1- 0				
8- 2	0- 2	0- 0	NON-CONFERENCE	1- 0	0- 0	7- 0				
4- 1	0- 1	0- 0	HOME	0- 0	0- 0	4- 0				
3- 0	0- 0	0- 0	AWAY	1- 0	0- 0	2- 0				
1- 1	0- 1	0- 0	NEUTRAL	0- 0	0- 0	1- 0				
3- 2	0- 0	0- 0	CONFERENCE	1- 1	0- 1	2- 0				
1- 2	0- 0	0- 0	HOME	0- 1	0- 1	1- 0				
2- 0	0- 0	0- 0	AWAY	1- 0	0- 0	1- 0				
0- 0	0- 0	0- 0	NEUTRAL	0- 0	0- 0	0- 0				

RPI 1-25			RPI 26-50			RPI 51-100			RPI 101+			Team's RPI: 109
RPI	S	Opponent	Score	RPI	S	Opponent	Score	RPI	S	Opponent	Score	
2	H	Notre Dame	68 85					63	A	Buffalo	73 64	146 H Ball St. 45 51
10	N	UCLA	73 75					72	A	Dayton	76 72	173 A Cleveland St. 92 59
								81	H	Northern Ill.	73 77	189 H Detroit 72 66
												223 H Miami (OH) 64 50
												235 H St. Bonaventure 74 50
												271 H Rhode Island 65 50
												273 A Eastern Mich. 66 49
												275 N Davidson 76 41
												302 A A&M-Corpus Christi 76 60
												308 H Ill.-Chicago 79 51
LAST 12 Division I GAMES:												
146	H	Ball St.	45 51	81	H	Northern Ill.	73 77					
189	H	Detroit	72 66	63	A	Buffalo	73 64					
2	H	Notre Dame	68 85	223	H	Miami (OH)	64 50					
235	H	St. Bonaventure	74 50	273	A	Eastern Mich.	66 49					
72	A	Dayton	76 72	10	N	UCLA	73 75					
308	H	Ill.-Chicago	79 51	275	N	Davidson	76 41					

Non-Div I Games: Madonna 99 47

Toledo

Average RPI Win:	221	WON-LOST	WINNING	LAST 10	STRENGTH OF	OPP. STRENGTH	TEAM	ADJ.	CONF.	ADJ CONF.
Average RPI Loss:	118	RECORD	PCT. RANK	GAMES	SCHEDULE	OF SCHEDULE	RPI	RPI	RPI	RPI
DIV. I ONLY	9- 7	140	4- 6	209	200	183	183	8	8	
DIV. I NON-CONF.	7- 4	114	3- 4	255	265	179	179	8	8	
TOTALS	RPI 1-25	RPI 26-50	W-L RECORDS	RPI 51-100	RPI 101-150	RPI 150+				
9- 7	0- 0	0- 2	OVERALL	1- 1	2- 2	6- 2				
7- 3	0- 0	0- 1	HOME	1- 0	2- 2	4- 0				
2- 4	0- 0	0- 1	AWAY	0- 1	0- 0	2- 2				
0- 0	0- 0	0- 0	NEUTRAL	0- 0	0- 0	0- 0				
7- 4	0- 0	0- 2	NON-CONFERENCE	0- 0	2- 1	5- 1				
5- 2	0- 0	0- 1	HOME	0- 0	2- 1	3- 0				
2- 2	0- 0	0- 1	AWAY	0- 0	0- 0	2- 1				
0- 0	0- 0	0- 0	NEUTRAL	0- 0	0- 0	0- 0				
2- 3	0- 0	0- 0	CONFERENCE	1- 1	0- 1	1- 1				
2- 1	0- 0	0- 0	HOME	1- 0	0- 1	1- 0				
0- 2	0- 0	0- 0	AWAY	0- 1	0- 0	0- 1				
0- 0	0- 0	0- 0	NEUTRAL	0- 0	0- 0	0- 0				

RPI	S	Opponent	Score	RPI	S	Opponent	Score	RPI	S	Opponent	Score	RPI	S	Opponent	Score	Team's RPI: 183
26	A	Maryland	63 97	45	H	Georgetown	59 75	64	A	Drexel	48 58	106	H	Cornell	68 63	
								77	H	James Madison	54 51	122	H	George Mason	79 75	
												138	H	Rider	75 79	
												142	H	Hofstra	61 70	
												155	A	Northeastern	64 72	
												167	H	Col. of Charleston	61 59	
												257	A	Colgate	71 76	
												261	H	Norfolk St.	61 58	
												288	H	Coppin St.	69 65	
												290	A	UMBC	59 48	
												337	H	UMass Lowell	90 56	
												344	A	Wagner	69 40	
LAST 12 Division I GAMES:																
64	A	Drexel	48 58	167	H	Col. of Charleston	61 59									
261	H	Norfolk St.	61 58	142	H	Hofstra	61 70									
138	H	Rider	75 79	77	H	James Madison	54 51									
257	A	Colgate	71 76	155	A	Northeastern	64 72									
26	A	Maryland	63 97	45	H	Georgetown	59 75									
288	H	Coppin St.	69 65	122	H	George Mason	79 75									

Non-Div I Games:

Towson

Average RPI Win:	206	WON-LOST	WINNING	LAST 10	STRENGTH OF	OPP. STRENGTH	TEAM	ADJ.	CONF.	ADJ CONF.
Average RPI Loss:	67	RECORD	PCT. RANK	GAMES	SCHEDULE	OF SCHEDULE	RPI	RPI	RPI	RPI
DIV. I ONLY	10- 4	71	6- 3	200	89	83	83	19	19	
DIV. I NON-CONF.	5- 4	144	3- 3	180	29	118	118	19	19	
TOTALS	RPI 1-25	RPI 26-50	W-L RECORDS	RPI 51-100	RPI 101-150	RPI 150+				
10- 4	0- 2	0- 0	OVERALL	3- 1	0- 0	7- 1				
4- 1	0- 0	0- 0	HOME	2- 0	0- 0	2- 1				
4- 3	0- 0	0- 0	AWAY	0- 0	0- 0	4- 0				
2- 0	0- 0	0- 0	NEUTRAL	1- 0	0- 0	1- 0				
5- 4	0- 2	0- 0	NON-CONFERENCE	2- 1	0- 0	3- 1				
2- 1	0- 0	0- 0	HOME	1- 0	0- 0	1- 1				
1- 3	0- 2	0- 0	AWAY	0- 1	0- 0	1- 0				
2- 0	0- 0	0- 0	NEUTRAL	1- 0	0- 0	1- 0				
5- 0	0- 0	0- 0	CONFERENCE	1- 0	0- 0	4- 0				
2- 0	0- 0	0- 0	HOME	1- 0	0- 0	1- 0				
3- 0	0- 0	0- 0	AWAY	0- 0	0- 0	3- 0				
0- 0	0- 0	0- 0	NEUTRAL	0- 0	0- 0	0- 0				

RPI 1-25				RPI 26-50				RPI 51-100 Team's RPI: 83				RPI 101+			
RPI	S	Opponent	Score	RPI	S	Opponent	Score	RPI	S	Opponent	Score	RPI	S	Opponent	Score
19	A	Tennessee	84 110					52	H	UT Arlington	85 68	169	H	UAB	77 81
21	A	Auburn	52 61					57	A	Jacksonville	70 77	202	A	South Ala.	73 57
								86	N	Villanova	93 85	218	H	Texas St.	65 54
								98	H	Belmont	91 74	221	H	Alabama St.	95 66
												281	A	Georgia St.	87 69
												287	N	Loyola Chicago	91 67
												306	A	Ga. Southern	89 86
												313	A	Nicholls St.	100 75
LAST 12 Division I GAMES:															
202	A	South Ala.	73 57	52	H	UT Arlington	85 68								
19	A	Tennessee	84 110	218	H	Texas St.	65 54								
169	H	UAB	77 81	306	A	Ga. Southern	89 86								
313	A	Nicholls St.	100 75	281	A	Georgia St.	87 69								
57	A	Jacksonville	70 77	287	N	Loyola Chicago	91 67								
221	H	Alabama St.	95 66	86	N	Villanova	93 85								

Non-Div I Games: Armstrong St. 118 72 Thomas (GA) 110 55

Troy

Average RPI Win:	140	WON-LOST	WINNING	LAST 10	STRENGTH OF	OPP. STRENGTH	TEAM	ADJ.	CONF.	ADJ CONF.
Average RPI Loss:	44	RECORD	PCT. RANK	GAMES	SCHEDULE	OF SCHEDULE	RPI	RPI	RPI	RPI
DIV. I ONLY	12- 6	89	7- 3	29	35	34	34	5	5	
DIV. I NON-CONF.	9- 4	85	4- 3	40	39	43	43	5	5	
TOTALS	RPI 1-25	RPI 26-50	W-L RECORDS	RPI 51-100	RPI 101-150	RPI 150+				
12- 6	1- 3	1- 1	OVERALL	2- 1	3- 1	5- 0				
8- 1	1- 1	1- 0	HOME	0- 0	3- 0	3- 0				
3- 4	0- 1	0- 1	AWAY	2- 1	0- 1	1- 0				
1- 1	0- 1	0- 0	NEUTRAL	0- 0	0- 0	1- 0				
9- 4	1- 2	1- 0	NON-CONFERENCE	0- 1	3- 1	4- 0				
7- 0	1- 0	1- 0	HOME	0- 0	3- 0	2- 0				
1- 3	0- 1	0- 0	AWAY	0- 1	0- 1	1- 0				
1- 1	0- 1	0- 0	NEUTRAL	0- 0	0- 0	1- 0				
3- 2	0- 1	0- 1	CONFERENCE	2- 0	0- 0	1- 0				
1- 1	0- 1	0- 0	HOME	0- 0	0- 0	1- 0				
2- 1	0- 0	0- 1	AWAY	2- 0	0- 0	0- 0				
0- 0	0- 0	0- 0	NEUTRAL	0- 0	0- 0	0- 0				

RPI	S	Opponent	Score	RPI	S	Opponent	Score	RPI	S	Opponent	Score	RPI	S	Opponent	Score
4	N	Mississippi St.	49 66	33	A	Temple	71 86	71	A	Middle Tenn.	59 62	115	A	Vanderbilt	63 74
18	A	LSU	51 69	36	H	North Carolina St.	63 58	73	A	East Carolina	61 45	117	H	Eastern Wash.	63 51
20	H	South Fla.	53 62					82	A	SMU	71 59	120	H	Maine	77 62
21	H	Auburn	61 59									128	H	Southern Miss.	86 67
												158	H	Houston	82 56
												160	A	UTSA	75 66
												255	H	McNeese	82 65
												256	H	Grambling	79 56
												273	N	Eastern Mich.	62 50
LAST 12 Division I GAMES:															
73	A	East Carolina	61 45	158	H	Houston	82 56								
120	H	Maine	77 62	82	A	SMU	71 59								
21	H	Auburn	61 59	33	A	Temple	71 86								
117	H	Eastern Wash.	63 51	20	H	South Fla.	53 62								
36	H	North Carolina St.	63 58	115	A	Vanderbilt	63 74								
18	A	LSU	51 69	71	A	Middle Tenn.	59 62								

Non-Div I Games:

Tulane

 Loss,
 Non-Conf,
 S Site,
 H Home
 A Away
N Neutral

Average RPI Win:	213	WON-LOST	WINNING	LAST 10	STRENGTH OF	OPP. STRENGTH	TEAM	ADJ.	CONF.	ADJ CONF.
Average RPI Loss:	92	RECORD	PCT. RANK	GAMES	SCHEDULE	OF SCHEDULE	RPI	RPI	RPI	RPI
DIV. I ONLY	5- 12	265	3- 7	48	120	166	166	5	5	
DIV. I NON-CONF.	4- 9	248	2- 6	73	142	178	178	5	5	
TOTALS	RPI 1-25	RPI 26-50	W-L RECORDS	RPI 51-100	RPI 101-150	RPI 150+				
5- 12	0- 3	0- 2	OVERALL	0- 3	1- 1	4- 3				
3- 4	0- 0	0- 2	HOME	0- 2	1- 0	2- 0				
2- 7	0- 3	0- 0	AWAY	0- 0	0- 1	2- 3				
0- 1	0- 0	0- 0	NEUTRAL	0- 1	0- 0	0- 0				
4- 9	0- 2	0- 1	NON-CONFERENCE	0- 3	1- 1	3- 2				
2- 3	0- 0	0- 1	HOME	0- 2	1- 0	1- 0				
2- 5	0- 2	0- 0	AWAY	0- 0	0- 1	2- 2				
0- 1	0- 0	0- 0	NEUTRAL	0- 1	0- 0	0- 0				
1- 3	0- 1	0- 1	CONFERENCE	0- 0	0- 0	1- 1				
1- 1	0- 0	0- 1	HOME	0- 0	0- 0	1- 0				
0- 2	0- 1	0- 0	AWAY	0- 0	0- 0	0- 1				
0- 0	0- 0	0- 0	NEUTRAL	0- 0	0- 0	0- 0				

RPI S	Opponent	Score	RPI S	Opponent	Score	RPI S	Opponent	Score	RPI S	Opponent	Score	Team's RPI: 166
12	A Kansas St.	62 82	33	H Temple	49 58	58	H Little Rock	58 63	105	A Oral Roberts	68 76	
20	A South Fla.	68 84	42	H South Dakota	68 71	80	N BYU	56 71	139	H Saint Louis	70 64	
23	A Oklahoma	68 85				97	H Arkansas	50 57	158	A Houston	66 71	
									164	A Indiana St.	68 72	
									174	A New Mexico	67 64	
									211	H Memphis	57 52	
									239	H North Texas	63 58	
									300	A UMKC	80 70	
									317	A Arkansas St.	80 83	
LAST 12 Division I GAMES:												
164	A Indiana St.	68 72	33	H Temple	49 58							
58	H Little Rock	58 63	20	A South Fla.	68 84							
139	H Saint Louis	70 64	211	H Memphis	57 52							
23	A Oklahoma	68 85	158	A Houston	66 71							
317	A Arkansas St.	80 83	97	H Arkansas	50 57							
239	H North Texas	63 58	80	N BYU	56 71							

Non-Div I Games:

Tulsa

■ Loss,
■ Non-Conf,
■ S Site,
■ H Home
■ A Away
N Neutral

Average RPI Win:	216	WON-LOST	WINNING	LAST 10	STRENGTH OF	OPP. STRENGTH	TEAM	ADJ.	CONF.	ADJ CONF.
Average RPI Loss:	123	RECORD	PCT. RANK	GAMES	SCHEDULE	OF SCHEDULE	RPI	RPI	RPI	RPI
DIV. I ONLY	7- 8	187	3- 6	125	195	169	169	15	15	
DIV. I NON-CONF.	6- 4	126	4- 2	150	182	131	131	16	16	
TOTALS	RPI 1-25	RPI 26-50	W-L RECORDS	RPI 51-100	RPI 101-150	RPI 150+				
7- 8	0- 2	0- 0	OVERALL	1- 3	0- 0	6- 3				
4- 4	0- 1	0- 0	HOME	0- 2	0- 0	4- 1				
2- 4	0- 1	0- 0	AWAY	1- 1	0- 0	1- 2				
1- 0	0- 0	0- 0	NEUTRAL	0- 0	0- 0	1- 0				
6- 4	0- 2	0- 0	NON-CONFERENCE	1- 1	0- 0	5- 1				
3- 2	0- 1	0- 0	HOME	0- 1	0- 0	3- 0				
2- 2	0- 1	0- 0	AWAY	1- 0	0- 0	1- 1				
1- 0	0- 0	0- 0	NEUTRAL	0- 0	0- 0	1- 0				
1- 4	0- 0	0- 0	CONFERENCE	0- 2	0- 0	1- 2				
1- 2	0- 0	0- 0	HOME	0- 1	0- 0	1- 1				
0- 2	0- 0	0- 0	AWAY	0- 1	0- 0	0- 1				
0- 0	0- 0	0- 0	NEUTRAL	0- 0	0- 0	0- 0				

RPI 1-25				RPI 26-50				RPI 51-100				RPI 101+ Team's RPI: 169			
RPI	S	Opponent	Score	RPI	S	Opponent	Score	RPI	S	Opponent	Score	RPI	S	Opponent	Score
6	H	Florida St.	47 93					71	H	Middle Tenn.	61 64	163	H	Rice	62 61
15	A	DePaul	80 90					83	A	Troy	81 77	202	H	South Ala.	66 41
								96	A	Western Ky.	48 60	204	A	Southern Ill.	64 49
								98	H	Belmont	58 72	227	A	Samford	49 52
												229	A	Marshall	58 61
												239	H	North Texas	58 59
												243	N	Gardner-Webb	59 49
												285	H	Mississippi Val.	80 46
												335	H	High Point	75 66
LAST 12 Division I GAMES:															
71	H	Middle Tenn.	61 64	229	A	Marshall	58 61								
202	H	South Ala.	66 41	96	A	Western Ky.	48 60								
83	A	Troy	81 77	163	H	Rice	62 61								
6	H	Florida St.	47 93	239	H	North Texas	58 59								
227	A	Samford	49 52	285	H	Mississippi Val.	80 46								
204	A	Southern Ill.	64 49	335	H	High Point	75 66								

Non-Div I Games: Miles 106 48

UAB

Loss, Non-Conf, S Site, H Home A Away N Neutral

Average RPI Win:	197	WON-LOST	WINNING	LAST 10	STRENGTH OF	OPP. STRENGTH	TEAM	ADJ.	CONF.	ADJ CONF.
Average RPI Loss:	59	RECORD	PCT. RANK	GAMES	SCHEDULE	OF SCHEDULE	RPI	RPI	RPI	RPI
DIV. I ONLY	11- 5	83	7- 3	143	79	88	88	24	24	
DIV. I NON-CONF.	8- 4	96	5- 3	88	53	59	59	23	23	
TOTALS	RPI 1-25	RPI 26-50	W-L RECORDS	RPI 51-100	RPI 101-150	RPI 150+				
11- 5	0- 2	0- 0	OVERALL	1- 2	3- 1	7- 0				
6- 2	0- 0	0- 0	HOME	1- 1	1- 1	4- 0				
5- 2	0- 2	0- 0	AWAY	0- 0	2- 0	3- 0				
0- 1	0- 0	0- 0	NEUTRAL	0- 1	0- 0	0- 0				
8- 4	0- 2	0- 0	NON-CONFERENCE	1- 1	3- 1	4- 0				
4- 1	0- 0	0- 0	HOME	1- 0	1- 1	2- 0				
4- 2	0- 2	0- 0	AWAY	0- 0	2- 0	2- 0				
0- 1	0- 0	0- 0	NEUTRAL	0- 1	0- 0	0- 0				
3- 1	0- 0	0- 0	CONFERENCE	0- 1	0- 0	3- 0				
2- 1	0- 0	0- 0	HOME	0- 1	0- 0	2- 0				
1- 0	0- 0	0- 0	AWAY	0- 0	0- 0	1- 0				
0- 0	0- 0	0- 0	NEUTRAL	0- 0	0- 0	0- 0				

RPI 1-25				RPI 26-50				RPI 51-100 Team's RPI: 88				RPI 101+			
RPI	S	Opponent	Score	RPI	S	Opponent	Score	RPI	S	Opponent	Score	RPI	S	Opponent	Score
7	A	Oregon St.	52 93					57	N	Jacksonville	54 61	112	A	UCF	77 71
11	A	Stanford	42 68					76	H	Long Beach St.	51 64	133	A	San Francisco	78 58
								79	H	Montana St.	70 62	140	H	St. Mary's (CA)	68 66
												142	H	Hofstra	60 64
												172	A	Pacific	95 87
												196	H	CSUN	81 65
												233	H	San Diego St.	75 55
												241	H	Hawaii	70 55
												251	H	Portland	66 52
												280	A	Sacramento St.	110 78
												328	A	UC Irvine	89 48
LAST 12 Division I GAMES:															
57	N	Jacksonville	54 61	196	H	CSUN	81 65								
112	A	UCF	77 71	76	H	Long Beach St.	51 64								
133	A	San Francisco	78 58	241	H	Hawaii	70 55								
280	A	Sacramento St.	110 78	328	A	UC Irvine	89 48								
7	A	Oregon St.	52 93	11	A	Stanford	42 68								
140	H	St. Mary's (CA)	68 66	233	H	San Diego St.	75 55								

Non-Div I Games: Holy Names 91 51

UC Davis

Average RPI Win:	243	WON-LOST	WINNING	LAST 10	STRENGTH OF	OPP. STRENGTH	TEAM	ADJ.	CONF.	ADJ CONF.
Average RPI Loss:	187	RECORD	PCT. RANK	GAMES	SCHEDULE	OF SCHEDULE	RPI	RPI	RPI	RPI
DIV. I ONLY	2- 15	336	1- 8	233	283	328	328	24	24	
DIV. I NON-CONF.	1- 12	332	1- 6	227	281	331	331	23	23	
TOTALS	RPI 1-25	RPI 26-50	W-L RECORDS	RPI 51-100	RPI 101-150	RPI 150+				
2- 15	0- 0	0- 0	OVERALL	0- 3	0- 3	2- 9				
1- 7	0- 0	0- 0	HOME	0- 3	0- 1	1- 3				
1- 7	0- 0	0- 0	AWAY	0- 0	0- 1	1- 6				
0- 1	0- 0	0- 0	NEUTRAL	0- 0	0- 1	0- 0				
1- 12	0- 0	0- 0	NON-CONFERENCE	0- 2	0- 3	1- 7				
0- 6	0- 0	0- 0	HOME	0- 2	0- 1	0- 3				
1- 5	0- 0	0- 0	AWAY	0- 0	0- 1	1- 4				
0- 1	0- 0	0- 0	NEUTRAL	0- 0	0- 1	0- 0				
1- 3	0- 0	0- 0	CONFERENCE	0- 1	0- 0	1- 2				
1- 1	0- 0	0- 0	HOME	0- 1	0- 0	1- 0				
0- 2	0- 0	0- 0	AWAY	0- 0	0- 0	0- 2				
0- 0	0- 0	0- 0	NEUTRAL	0- 0	0- 0	0- 0				

RPI S	Opponent	Score	RPI S	Opponent	Score	RPI S	Opponent	Score	RPI S	Opponent	Score	Team's RPI: 328
						55	H UNLV	46 62	104	A Gonzaga	38 102	
						78	H Southern California	45 83	139	H Saint Louis	69 79	
						88	H UC Davis	48 89	150	N Fresno St.	45 63	
									165	A UC Riverside	58 76	
									187	A Idaho St.	54 65	
									196	H CSUN	77 52	
									213	A Portland St.	73 79	
									225	A Utah St.	52 66	
									236	A Loyola Marymount	39 58	
									242	H Southern Utah	58 70	
									280	H Sacramento St.	70 78	
									289	A Nevada	72 59	
									292	H CSU Bakersfield	66 86	
									347	A Cal St. Fullerton	53 64	
LAST 12 Division I GAMES:												
			78	H Southern California	45 83	347	A Cal St. Fullerton	53 64				
			242	H Southern Utah	58 70	196	H CSUN	77 52				
			292	H CSU Bakersfield	66 86	165	A UC Riverside	58 76				
			55	H UNLV	46 62	88	H UC Davis	48 89				
			280	H Sacramento St.	70 78	289	A Nevada	72 59				
			213	A Portland St.	73 79	150	N Fresno St.	45 63				

Non-Div I Games: Concordia (CA) 92 61

UC Irvine

■ Loss,
 ■ Non-Conf,
 ■ S Site,
 ■ H Home
 ■ A Away
 N Neutral

UC Riverside

Through Games Of Jan. 15, 2017

Average RPI Win:	256	WON-LOST	WINNING	LAST 10	STRENGTH OF	OPP. STRENGTH	TEAM	ADJ.	CONF.	ADJ CONF.
Average RPI Loss:	106	RECORD	PCT. RANK	GAMES	SCHEDULE	OF SCHEDULE	RPI	RPI	RPI	RPI
DIV. I ONLY	8- 8	160	5- 5	189	204	165	165	24	24	
DIV. I NON-CONF.	6- 7	182	5- 4	126	168	149	149	23	23	
TOTALS	RPI 1-25	RPI 26-50	W-L RECORDS	RPI 51-100	RPI 101-150	RPI 150+				
8- 8	0- 0	0- 2	OVERALL	0- 2	0- 3	8- 1				
5- 2	0- 0	0- 1	HOME	0- 0	0- 1	5- 0				
2- 6	0- 0	0- 1	AWAY	0- 2	0- 2	2- 1				
1- 0	0- 0	0- 0	NEUTRAL	0- 0	0- 0	1- 0				
6- 7	0- 0	0- 2	NON-CONFERENCE	0- 2	0- 3	6- 0				
3- 2	0- 0	0- 1	HOME	0- 0	0- 1	3- 0				
2- 5	0- 0	0- 1	AWAY	0- 2	0- 2	2- 0				
1- 0	0- 0	0- 0	NEUTRAL	0- 0	0- 0	1- 0				
2- 1	0- 0	0- 0	CONFERENCE	0- 0	0- 0	2- 1				
2- 0	0- 0	0- 0	HOME	0- 0	0- 0	2- 0				
0- 1	0- 0	0- 0	AWAY	0- 0	0- 0	0- 1				
0- 0	0- 0	0- 0	NEUTRAL	0- 0	0- 0	0- 0				

RPI S	Opponent	Score	RPI S	Opponent	Score	RPI S	Opponent	Score	RPI S	Opponent	Score	Team's RPI: 165
42	H South Dakota	55 61	56	A Missouri	62 68	108	A FGCU	45 60				
43	A California	56 71	78	A Southern California	49 67	119	A Kansas	84 90				
						141	H Penn	55 71				
						194	H Grand Canyon	77 64				
						227	N Samford	51 48				
						233	H San Diego St.	72 44				
						236	A Loyola Marymount	75 72				
						259	A UC Santa Barbara	54 58				
						263	H Cal Poly	68 59				
						274	H Seattle U	58 54				
						292	A CSU Bakersfield	71 66				
						328	H UC Irvine	76 58				
LAST 12 Division I GAMES:												
108	A FGCU	45 60	259	A UC Santa Barbara	54 58							
227	N Samford	51 48	263	H Cal Poly	68 59							
119	A Kansas	84 90	328	H UC Irvine	76 58							
56	A Missouri	62 68	141	H Penn	55 71							
236	A Loyola Marymount	75 72	274	H Seattle U	58 54							
292	A CSU Bakersfield	71 66	194	H Grand Canyon	77 64							

Non-Div I Games:

UC Riverside

■ Loss,
 ■ Non-Conf,
 ■ S Site,
 ■ Home
 ■ A Away
 N Neutral

Average RPI Win:	259	WON-LOST	WINNING	LAST 10	STRENGTH OF	OPP. STRENGTH	TEAM	ADJ.	CONF.	ADJ CONF.
Average RPI Loss:	179	RECORD	PCT. RANK	GAMES	SCHEDULE	OF SCHEDULE	RPI	RPI	RPI	RPI
DIV. I ONLY	7- 9	203	5- 5	312	222	259	259	24	24	
DIV. I NON-CONF.	5- 8	218	3- 6	299	186	270	270	23	23	
TOTALS	RPI 1-25	RPI 26-50	W-L RECORDS	RPI 51-100	RPI 101-150	RPI 150+				
7- 9	0- 1	0- 0	OVERALL	0- 0	1- 3	6- 5				
3- 3	0- 1	0- 0	HOME	0- 0	0- 2	3- 0				
2- 6	0- 0	0- 0	AWAY	0- 0	1- 1	1- 5				
2- 0	0- 0	0- 0	NEUTRAL	0- 0	0- 0	2- 0				
5- 8	0- 1	0- 0	NON-CONFERENCE	0- 0	1- 3	4- 4				
2- 3	0- 1	0- 0	HOME	0- 0	0- 2	2- 0				
1- 5	0- 0	0- 0	AWAY	0- 0	1- 1	0- 4				
2- 0	0- 0	0- 0	NEUTRAL	0- 0	0- 0	2- 0				
2- 1	0- 0	0- 0	CONFERENCE	0- 0	0- 0	2- 1				
1- 0	0- 0	0- 0	HOME	0- 0	0- 0	1- 0				
1- 1	0- 0	0- 0	AWAY	0- 0	0- 0	1- 1				
0- 0	0- 0	0- 0	NEUTRAL	0- 0	0- 0	0- 0				

RPI 1-25				RPI 26-50				RPI 51-100				RPI 101+ Team's RPI: 259			
RPI	S	Opponent	Score	RPI	S	Opponent	Score	RPI	S	Opponent	Score	RPI	S	Opponent	Score
10	H	UCLA	52 71									114	A	Iowa St.	60 77
												121	H	Santa Clara	58 69
												143	H	Yale	60 64
												150	A	Fresno St.	50 49
												165	H	UC Riverside	58 54
												219	A	San Diego	63 77
												233	A	San Diego St.	70 84
												236	A	Loyola Marymount	55 57
												263	A	Cal Poly	67 78
												267	N	North Dakota St.	66 59
												274	A	Seattle U	53 58
												286	H	Northern Ariz.	60 51
												297	H	Pepperdine	66 57
												302	N	A&M-Corpus Christi	66 60
												347	A	Cal St. Fullerton	56 49
LAST 12 Division I GAMES:															
267	N	North Dakota St.	66 59	165	H	UC Riverside	58 54								
302	N	A&M-Corpus Christi	66 60	347	A	Cal St. Fullerton	56 49								
150	A	Fresno St.	50 49	263	A	Cal Poly	67 78								
10	H	UCLA	52 71	143	H	Yale	60 64								
233	A	San Diego St.	70 84	121	H	Santa Clara	58 69								
236	A	Loyola Marymount	55 57	219	A	San Diego	63 77								

Non-Div I Games:

UC Santa Barbara

■ Loss,
■ Non-Conf,
■ S Site,
■ H Home
■ A Away
N Neutral

Average RPI Win:	227	WON-LOST	WINNING	LAST 10	STRENGTH OF	OPP. STRENGTH	TEAM	ADJ.	CONF.	ADJ CONF.
Average RPI Loss:	92	RECORD	PCT. RANK	GAMES	SCHEDULE	OF SCHEDULE	RPI	RPI	RPI	RPI
DIV. I ONLY	11- 6	101	5- 5	141	144	112	112	5	5	
DIV. I NON-CONF.	10- 3	54	6- 2	223	212	104	104	5	5	
TOTALS	RPI 1-25	RPI 26-50	W-L RECORDS	RPI 51-100	RPI 101-150	RPI 150+				
11- 6	0- 2	0- 0	OVERALL	0- 2	1- 0	10- 2				
6- 4	0- 2	0- 0	HOME	0- 1	1- 0	5- 1				
5- 2	0- 0	0- 0	AWAY	0- 1	0- 0	5- 1				
0- 0	0- 0	0- 0	NEUTRAL	0- 0	0- 0	0- 0				
10- 3	0- 1	0- 0	NON-CONFERENCE	0- 2	1- 0	9- 0				
6- 2	0- 1	0- 0	HOME	0- 1	1- 0	5- 0				
4- 1	0- 0	0- 0	AWAY	0- 1	0- 0	4- 0				
0- 0	0- 0	0- 0	NEUTRAL	0- 0	0- 0	0- 0				
1- 3	0- 1	0- 0	CONFERENCE	0- 0	0- 0	1- 2				
0- 2	0- 1	0- 0	HOME	0- 0	0- 0	0- 1				
1- 1	0- 0	0- 0	AWAY	0- 0	0- 0	1- 1				
0- 0	0- 0	0- 0	NEUTRAL	0- 0	0- 0	0- 0				

RPI 1-25				RPI 26-50				RPI 51-100				RPI 101+ Team's RPI: 112			
RPI	S	Opponent	Score	RPI	S	Opponent	Score	RPI	S	Opponent	Score	RPI	S	Opponent	Score
1	H	UConn	48 84					63	A	Buffalo	65 66	138	H	Rider	49 30
25	H	Virginia Tech	64 67					88	H	UC Davis	71 77	158	A	Houston	62 48
												161	A	Cincinnati	57 63
												162	H	Omaha	81 41
												195	A	Butler	66 59
												202	H	South Ala.	70 58
												211	H	Memphis	62 65
												243	H	Gardner-Webb	66 52
												260	A	FIU	69 52
												272	H	Austin Peay	61 43
												275	A	Davidson	57 38
												284	H	Bethune-Cookman	70 43
												306	A	Ga. Southern	74 54
LAST 12 Division I GAMES:															
88	H	UC Davis	71 77	158	A	Houston	62 48								
162	H	Omaha	81 41	211	H	Memphis	62 65								
306	A	Ga. Southern	74 54	161	A	Cincinnati	57 63								
243	H	Gardner-Webb	66 52	1	H	UConn	48 84								
284	H	Bethune-Cookman	70 43	272	H	Austin Peay	61 43								
63	A	Buffalo	65 66	138	H	Rider	49 30								

Non-Div I Games:

UCF

Average RPI Win:	140	WON-LOST	WINNING	LAST 10	STRENGTH OF	OPP. STRENGTH	TEAM	ADJ.	CONF.	ADJ CONF.
Average RPI Loss:	19	RECORD	PCT. RANK	GAMES	SCHEDULE	OF SCHEDULE	RPI	RPI	RPI	RPI
DIV. I ONLY	13- 4	43	7- 3	13	22	10	10	1	1	
DIV. I NON-CONF.	9- 2	37	5- 1	46	76	10	10	1	1	
TOTALS	RPI 1-25	RPI 26-50	W-L RECORDS	RPI 51-100	RPI 101-150	RPI 150+				
13- 4	1- 3	2- 0	OVERALL	3- 1	1- 0	6- 0				
9- 0	1- 0	2- 0	HOME	2- 0	0- 0	4- 0				
2- 4	0- 3	0- 0	AWAY	0- 1	0- 0	2- 0				
2- 0	0- 0	0- 0	NEUTRAL	1- 0	1- 0	0- 0				
9- 2	0- 2	1- 0	NON-CONFERENCE	1- 0	1- 0	6- 0				
5- 0	0- 0	1- 0	HOME	0- 0	0- 0	4- 0				
2- 2	0- 2	0- 0	AWAY	0- 0	0- 0	2- 0				
2- 0	0- 0	0- 0	NEUTRAL	1- 0	1- 0	0- 0				
4- 2	1- 1	1- 0	CONFERENCE	2- 1	0- 0	0- 0				
4- 0	1- 0	1- 0	HOME	2- 0	0- 0	0- 0				
0- 2	0- 1	0- 0	AWAY	0- 1	0- 0	0- 0				
0- 0	0- 0	0- 0	NEUTRAL	0- 0	0- 0	0- 0				

RPI 1-25				RPI 26-50				RPI 51-100				RPI 101+			
RPI	S	Opponent	Score	RPI	S	Opponent	Score	RPI	S	Opponent	Score	RPI	S	Opponent	Score
3	A	South Carolina	57 66	32	H	Michigan	84 64	51	H	Utah	67 56	109	N	Toledo	75 73
5	A	Washington	70 82	47	H	Oregon	79 63	60	A	Washington St.	73 82	172	H	Pacific	82 55
7	H	Oregon St.	66 56					67	N	Iowa	78 65	178	H	Southern U.	95 47
9	A	Baylor	70 84					85	H	Colorado	87 74	241	H	Hawaii	72 49
												259	A	UC Santa Barbara	71 52
												263	H	Cal Poly	80 64
												304	A	N.C. A&T	83 42
LAST 12 Division I GAMES:															
85	H	Colorado	87 74	47	H	Oregon	79 63								
51	H	Utah	67 56	7	H	Oregon St.	66 56								
304	A	N.C. A&T	83 42	5	A	Washington	70 82								
3	A	South Carolina	57 66	60	A	Washington St.	73 82								
259	A	UC Santa Barbara	71 52	241	H	Hawaii	72 49								
32	H	Michigan	84 64	109	N	Toledo	75 73								

Non-Div I Games:

UCLA

■ Loss,
■ Non-Conf,
■ S Site,
■ H Home
■ A Away
N Neutral

Average RPI Win:	46	WON-LOST	WINNING	LAST 10	STRENGTH OF	OPP. STRENGTH	TEAM	ADJ.	CONF.	ADJ CONF.
Average RPI Loss:	0	RECORD	PCT. RANK	GAMES	SCHEDULE	OF SCHEDULE	RPI	RPI	RPI	RPI
DIV. I ONLY	16- 0	1	10- 0	1	1	1	1	1	5	5
DIV. I NON-CONF.	12- 0	1	8- 0	1	1	1	1	1	5	5
TOTALS	RPI 1-25	RPI 26-50	W-L RECORDS	RPI 51-100	RPI 101-150	RPI 150+				
16- 0	8- 0	2- 0	OVERALL	4- 0	1- 0	1- 0				
7- 0	3- 0	1- 0	HOME	3- 0	0- 0	0- 0				
8- 0	4- 0	1- 0	AWAY	1- 0	1- 0	1- 0				
1- 0	1- 0	0- 0	NEUTRAL	0- 0	0- 0	0- 0				
12- 0	7- 0	2- 0	NON-CONFERENCE	2- 0	0- 0	1- 0				
5- 0	2- 0	1- 0	HOME	2- 0	0- 0	0- 0				
6- 0	4- 0	1- 0	AWAY	0- 0	0- 0	1- 0				
1- 0	1- 0	0- 0	NEUTRAL	0- 0	0- 0	0- 0				
4- 0	1- 0	0- 0	CONFERENCE	2- 0	1- 0	0- 0				
2- 0	1- 0	0- 0	HOME	1- 0	0- 0	0- 0				
2- 0	0- 0	0- 0	AWAY	1- 0	1- 0	0- 0				
0- 0	0- 0	0- 0	NEUTRAL	0- 0	0- 0	0- 0				

RPI	S	Opponent	Score	RPI	S	Opponent	Score	RPI	S	Opponent	Score	RPI	S	Opponent	Score
2	A	Notre Dame	72 61	26	A	Maryland	87 81	72	H	Dayton	98 65	112	A	UCF	84 48
6	A	Florida St.	78 76	30	H	Ohio St.	82 63	73	H	East Carolina	90 45	151	A	Nebraska	84 41
9	H	Baylor	72 61					82	A	SMU	88 48				
12	A	Kansas St.	75 58					100	H	Chattanooga	80 43				
14	N	Texas	72 54												
15	H	DePaul	91 46												
18	A	LSU	76 53												
20	H	South Fla.	102 37												
LAST 12 Division I GAMES:															
26	A	Maryland	87 81	82	A	SMU	88 48								
151	A	Nebraska	84 41	20	H	South Fla.	102 37								
30	H	Ohio St.	82 63	73	H	East Carolina	90 45								
12	A	Kansas St.	75 58	112	A	UCF	84 48								
2	A	Notre Dame	72 61	15	H	DePaul	91 46								
14	N	Texas	72 54	100	H	Chattanooga	80 43								

Non-Div I Games:

UConn

Average RPI Win:	292	WON-LOST	WINNING	LAST 10	STRENGTH OF	OPP. STRENGTH	TEAM	ADJ.	CONF.	ADJ CONF.
Average RPI Loss:	150	RECORD	PCT. RANK	GAMES	SCHEDULE	OF SCHEDULE	RPI	RPI	RPI	RPI
DIV. I ONLY	6- 7	193	5- 5	293	239	193	193	31	31	
DIV. I NON-CONF.	5- 5	166	5- 4	211	219	129	129	31	31	
TOTALS	RPI 1-25	RPI 26-50	W-L RECORDS	RPI 51-100	RPI 101-150	RPI 150+				
6- 7	0- 0	0- 2	OVERALL	0- 2	0- 0	6- 3				
1- 1	0- 0	0- 0	HOME	0- 0	0- 0	1- 1				
4- 6	0- 0	0- 2	AWAY	0- 2	0- 0	4- 2				
1- 0	0- 0	0- 0	NEUTRAL	0- 0	0- 0	1- 0				
5- 5	0- 0	0- 2	NON-CONFERENCE	0- 2	0- 0	5- 1				
1- 0	0- 0	0- 0	HOME	0- 0	0- 0	1- 0				
3- 5	0- 0	0- 2	AWAY	0- 2	0- 0	3- 1				
1- 0	0- 0	0- 0	NEUTRAL	0- 0	0- 0	1- 0				
1- 2	0- 0	0- 0	CONFERENCE	0- 0	0- 0	1- 2				
0- 1	0- 0	0- 0	HOME	0- 0	0- 0	0- 1				
1- 1	0- 0	0- 0	AWAY	0- 0	0- 0	1- 1				
0- 0	0- 0	0- 0	NEUTRAL	0- 0	0- 0	0- 0				

RPI S	Opponent	Score	RPI S	Opponent	Score	RPI S	Opponent	Score	RPI S	Opponent	Score	Team's RPI: 193
26	A Maryland	61 106	73	A East Carolina	58 66	231	N Saint Francis (PA)	90 82	245	H Howard	71 72	
36	A North Carolina St.	58 77	84	A Virginia	50 60	252	A USC Upstate	63 76	269	H UNCG	60 53	
						290	A UMBC	70 57	304	A N.C. A&T	60 57	
						318	A Fla. Atlantic	76 59	336	A N.C. Central	59 68	
						338	A Mt. St. Mary's	63 52				
LAST 12 Division I GAMES:												
84	A Virginia	50 60	245	H Howard	71 72							
318	A Fla. Atlantic	76 59	304	A N.C. A&T	60 57							
231	N Saint Francis (PA)	90 82	336	A N.C. Central	59 68							
338	A Mt. St. Mary's	63 52	252	A USC Upstate	63 76							
73	A East Carolina	58 66	36	A North Carolina St.	58 77							
269	H UNCG	60 53	290	A UMBC	70 57							

Non-Div I Games: Cheyney 75 38

UMES

■ Loss,
 ■ Non-Conf,
 ■ S Site,
 ■ Home
 ■ A Away
 N Neutral

Average RPI Win:	254	WON-LOST	WINNING	LAST 10	STRENGTH OF	OPP. STRENGTH	TEAM	ADJ.	CONF.	ADJ CONF.
Average RPI Loss:	180	RECORD	PCT. RANK	GAMES	SCHEDULE	OF SCHEDULE	RPI	RPI	RPI	RPI
DIV. I ONLY	4- 11	280	1- 8	230	319	300	300	29	29	
DIV. I NON-CONF.	3- 8	262	1- 5	219	266	284	284	30	30	
TOTALS	RPI 1-25	RPI 26-50	W-L RECORDS	RPI 51-100	RPI 101-150	RPI 150+				
4- 11	0- 0	0- 0	OVERALL	0- 1	1- 1	3- 9				
2- 7	0- 0	0- 0	HOME	0- 1	0- 1	2- 5				
2- 4	0- 0	0- 0	AWAY	0- 0	1- 0	1- 4				
0- 0	0- 0	0- 0	NEUTRAL	0- 0	0- 0	0- 0				
3- 8	0- 0	0- 0	NON-CONFERENCE	0- 1	1- 1	2- 6				
1- 6	0- 0	0- 0	HOME	0- 1	0- 1	1- 4				
2- 2	0- 0	0- 0	AWAY	0- 0	1- 0	1- 2				
0- 0	0- 0	0- 0	NEUTRAL	0- 0	0- 0	0- 0				
1- 3	0- 0	0- 0	CONFERENCE	0- 0	0- 0	1- 3				
1- 1	0- 0	0- 0	HOME	0- 0	0- 0	1- 1				
0- 2	0- 0	0- 0	AWAY	0- 0	0- 0	0- 2				
0- 0	0- 0	0- 0	NEUTRAL	0- 0	0- 0	0- 0				

RPI 1-25				RPI 26-50				RPI 51-100				RPI 101+				Team's RPI: 300	
RPI	S	Opponent	Score	RPI	S	Opponent	Score	RPI	S	Opponent	Score	RPI	S	Opponent	Score		
								81	H	Northern Ill.	75	86	116	H	Western Ill.	65	78
													136	A	Abilene Christian	71	68
													154	H	Western Mich.	54	66
													162	H	Omaha	57	80
													166	H	Tulsa	70	80
													181	A	New Mexico St.	72	78
													191	A	La Salle	59	64
													204	H	Southern Ill.	69	77
													207	A	Stony Brook	55	57
													208	A	Wichita St.	56	54
													248	A	UTRGV	39	74
													274	H	Seattle U	65	75
													326	H	Utah Valley	66	63
													345	H	Morgan St.	64	56
LAST 12 Division I GAMES:																	
				207	A	Stony Brook	55	57	326	H	Utah Valley	66	63				
				191	A	La Salle	59	64	274	H	Seattle U	65	75				
				81	H	Northern Ill.	75	86	248	A	UTRGV	39	74				
				204	H	Southern Ill.	69	77	181	A	New Mexico St.	72	78				
				162	H	Omaha	57	80	345	H	Morgan St.	64	56				
				136	A	Abilene Christian	71	68	154	H	Western Mich.	54	66				

Non-Div I Games: Cent. Christian (KS111 43 Mo.-St. Louis 60 45

UMKC

Loss, Non-Conf, S Site, H Home A Away N Neutral

Average RPI Win:	302	WON-LOST	WINNING	LAST 10	STRENGTH OF	OPP. STRENGTH	TEAM	ADJ.	CONF.	ADJ CONF.
Average RPI Loss:	190	RECORD	PCT. RANK	GAMES	SCHEDULE	OF SCHEDULE	RPI	RPI	RPI	RPI
DIV. I ONLY	2- 14	328	2- 7	264	295	337	337	20	20	
DIV. I NON-CONF.	2- 10	305	2- 5	292	325	342	342	20	20	
TOTALS	RPI 1-25	RPI 26-50	W-L RECORDS	RPI 51-100	RPI 101-150	RPI 150+				
2- 14	0- 0	0- 1	OVERALL	0- 1	0- 2	2- 10				
2- 5	0- 0	0- 0	HOME	0- 0	0- 1	2- 4				
0- 9	0- 0	0- 1	AWAY	0- 1	0- 1	0- 6				
0- 0	0- 0	0- 0	NEUTRAL	0- 0	0- 0	0- 0				
2- 10	0- 0	0- 1	NON-CONFERENCE	0- 1	0- 0	2- 8				
2- 3	0- 0	0- 0	HOME	0- 0	0- 0	2- 3				
0- 7	0- 0	0- 1	AWAY	0- 1	0- 0	0- 5				
0- 0	0- 0	0- 0	NEUTRAL	0- 0	0- 0	0- 0				
0- 4	0- 0	0- 0	CONFERENCE	0- 0	0- 2	0- 2				
0- 2	0- 0	0- 0	HOME	0- 0	0- 1	0- 1				
0- 2	0- 0	0- 0	AWAY	0- 0	0- 1	0- 1				
0- 0	0- 0	0- 0	NEUTRAL	0- 0	0- 0	0- 0				

RPI 1-25			RPI 26-50			RPI 51-100			RPI 101+			Team's RPI: 337
RPI	S	Opponent	Score	RPI	S	Opponent	Score	RPI	S	Opponent	Score	
				26	A	Maryland	44 100	65	A	Indiana	45 79	
								120	H	Maine	44 65	
								130	A	Hartford	59 80	
								152	A	Columbia	57 76	
								171	A	Albany (NY)	69 93	
								183	A	Towson	56 90	
								190	H	Fairfield	41 65	
								192	H	Binghamton	48 58	
								257	H	Colgate	82 77	
								265	A	Boston U.	56 66	
								268	A	Bryant	62 73	
								271	H	Rhode Island	57 64	
								307	H	Longwood	59 72	
								315	A	Holy Cross	47 62	
								346	H	Fairleigh Dickinson	61 55	
LAST 12 Division I GAMES:												
268	A	Bryant	62 73	130	A	Hartford	59 80					
257	H	Colgate	82 77	120	H	Maine	44 65					
315	A	Holy Cross	47 62	192	H	Binghamton	48 58					
346	H	Fairleigh Dickinson	61 55	171	A	Albany (NY)	69 93					
152	A	Columbia	57 76	265	A	Boston U.	56 66					
271	H	Rhode Island	57 64	65	A	Indiana	45 79					

Non-Div I Games: Keene St. 74 48

UMass Lowell

UNC Asheville

Through Games Of Jan. 15, 2017

Average RPI Win:	278	WON-LOST	WINNING	LAST 10	STRENGTH OF	OPP. STRENGTH	TEAM	ADJ.	CONF.	ADJ CONF.
Average RPI Loss:	160	RECORD	PCT. RANK	GAMES	SCHEDULE	OF SCHEDULE	RPI	RPI	RPI	RPI
DIV. I ONLY	7- 7	160	4- 6	245	304	199	199	28	28	
DIV. I NON-CONF.	5- 5	166	3- 4	101	300	122	122	27	27	
TOTALS	RPI 1-25	RPI 26-50	W-L RECORDS	RPI 51-100	RPI 101-150	RPI 150+				
7- 7	0- 1	0- 1	OVERALL	0- 1	0- 0	7- 4				
3- 2	0- 0	0- 0	HOME	0- 0	0- 0	3- 2				
4- 4	0- 1	0- 0	AWAY	0- 1	0- 0	4- 0				
0- 1	0- 0	0- 1	NEUTRAL	0- 0	0- 0	0- 0				
5- 5	0- 1	0- 1	NON-CONFERENCE	0- 1	0- 0	5- 2				
3- 0	0- 0	0- 0	HOME	0- 0	0- 0	3- 0				
2- 4	0- 1	0- 0	AWAY	0- 1	0- 0	2- 2				
0- 1	0- 0	0- 1	NEUTRAL	0- 0	0- 0	0- 0				
2- 2	0- 0	0- 0	CONFERENCE	0- 0	0- 0	2- 2				
0- 2	0- 0	0- 0	HOME	0- 0	0- 0	0- 2				
2- 0	0- 0	0- 0	AWAY	0- 0	0- 0	2- 0				
0- 0	0- 0	0- 0	NEUTRAL	0- 0	0- 0	0- 0				

RPI 1-25				RPI 26-50				RPI 51-100				RPI 101+ Team's RPI: 199			
RPI	S	Opponent	Score	RPI	S	Opponent	Score	RPI	S	Opponent	Score	RPI	S	Opponent	Score
25	A	Virginia Tech	52 71	31	N	Harvard	62 79	95	A	Fordham	42 55	175	A	Appalachian St.	51 81
												206	H	Wofford	84 65
												212	H	Campbell	55 61
												247	A	Furman	51 63
												252	A	USC Upstate	70 59
												269	A	UNCG	77 63
												293	H	Tennessee Tech	77 65
												296	H	Western Caro.	62 53
												307	A	Longwood	80 53
												324	A	Winthrop	68 53
												335	H	High Point	60 76
LAST 12 Division I GAMES:															
				95	A	Fordham	42 55	335	H	High Point	60 76				
				31	N	Harvard	62 79	324	A	Winthrop	68 53				
				175	A	Appalachian St.	51 81	307	A	Longwood	80 53				
				252	A	USC Upstate	70 59	212	H	Campbell	55 61				
				206	H	Wofford	84 65	293	H	Tennessee Tech	77 65				
				247	A	Furman	51 63	296	H	Western Caro.	62 53				

Non-Div I Games: Warren Wilson 113 51

UNC Asheville

■ Loss,
 ■ Non-Conf,
 ■ S Site,
 ■ H Home
 ■ A Away
 N Neutral

Average RPI Win:	293	WON-LOST	WINNING	LAST 10	STRENGTH OF	OPP. STRENGTH	TEAM	ADJ.	CONF.	ADJ CONF.
Average RPI Loss:	187	RECORD	PCT. RANK	GAMES	SCHEDULE	OF SCHEDULE	RPI	RPI	RPI	RPI
DIV. I ONLY	6- 9	224	5- 5	272	343	269	269	21	21	
DIV. I NON-CONF.	5- 6	186	4- 3	317	344	276	276	22	22	
TOTALS	RPI 1-25	RPI 26-50	W-L RECORDS	RPI 51-100	RPI 101-150	RPI 150+				
6- 9	0- 0	0- 0	OVERALL	0- 1	0- 2	6- 6				
3- 4	0- 0	0- 0	HOME	0- 1	0- 1	3- 2				
3- 5	0- 0	0- 0	AWAY	0- 0	0- 1	3- 4				
0- 0	0- 0	0- 0	NEUTRAL	0- 0	0- 0	0- 0				
5- 6	0- 0	0- 0	NON-CONFERENCE	0- 1	0- 1	5- 4				
2- 3	0- 0	0- 0	HOME	0- 1	0- 0	2- 2				
3- 3	0- 0	0- 0	AWAY	0- 0	0- 1	3- 2				
0- 0	0- 0	0- 0	NEUTRAL	0- 0	0- 0	0- 0				
1- 3	0- 0	0- 0	CONFERENCE	0- 0	0- 1	1- 2				
1- 1	0- 0	0- 0	HOME	0- 0	0- 1	1- 0				
0- 2	0- 0	0- 0	AWAY	0- 0	0- 0	0- 2				
0- 0	0- 0	0- 0	NEUTRAL	0- 0	0- 0	0- 0				

RPI 1-25				RPI 26-50				RPI 51-100				RPI 101+				Team's RPI: 269	
RPI	S	Opponent	Score	RPI	S	Opponent	Score	RPI	S	Opponent	Score	RPI	S	Opponent	Score		
								92	H	Radford	54	70	123	H	Mercer	64	77
													147	A	VCU	54	65
													193	A	UMES	53	60
													199	H	UNC Asheville	63	77
													206	A	Wofford	48	54
													227	H	Samford	64	40
													234	H	Presbyterian	62	69
													246	A	Murray St.	70	81
													247	A	Furman	55	65
													261	H	Norfolk St.	59	52
													293	A	Tennessee Tech	65	59
													305	H	Eastern Ky.	81	66
													335	A	High Point	69	67
													336	A	N.C. Central	64	51
LAST 12 Division I GAMES:																	
				335	A	High Point	69	67		227	H	Samford	64	40			
				305	H	Eastern Ky.	81	66		123	H	Mercer	64	77			
				261	H	Norfolk St.	59	52		206	A	Wofford	48	54			
				336	A	N.C. Central	64	51		247	A	Furman	55	65			
				234	H	Presbyterian	62	69		92	H	Radford	54	70			
				147	A	VCU	54	65		193	A	UMES	53	60			

Non-Div I Games: Barton 70 48 Greensboro 83 26 UNC Pembroke 72 69 Brevard 77 34
UNCG

Loss, Non-Conf, S Site, H Home A Away N Neutral

Average RPI Win:	266	WON-LOST	WINNING	LAST 10	STRENGTH OF	OPP. STRENGTH	TEAM	ADJ.	CONF.	ADJ CONF.
Average RPI Loss:	110	RECORD	PCT. RANK	GAMES	SCHEDULE	OF SCHEDULE	RPI	RPI	RPI	RPI
DIV. I ONLY	4- 11	280	1- 8	133	122	237	237	8	8	
DIV. I NON-CONF.	4- 6	208	2- 4	215	135	213	213	8	8	
TOTALS	RPI 1-25	RPI 26-50	W-L RECORDS	RPI 51-100	RPI 101-150	RPI 150+				
4- 11	0- 1	0- 1	OVERALL	0- 3	0- 3	4- 3				
2- 6	0- 0	0- 0	HOME	0- 1	0- 3	2- 2				
2- 5	0- 1	0- 1	AWAY	0- 2	0- 0	2- 1				
0- 0	0- 0	0- 0	NEUTRAL	0- 0	0- 0	0- 0				
4- 6	0- 1	0- 1	NON-CONFERENCE	0- 1	0- 1	4- 2				
2- 3	0- 0	0- 0	HOME	0- 0	0- 1	2- 2				
2- 3	0- 1	0- 1	AWAY	0- 1	0- 0	2- 0				
0- 0	0- 0	0- 0	NEUTRAL	0- 0	0- 0	0- 0				
0- 5	0- 0	0- 0	CONFERENCE	0- 2	0- 2	0- 1				
0- 3	0- 0	0- 0	HOME	0- 1	0- 2	0- 0				
0- 2	0- 0	0- 0	AWAY	0- 1	0- 0	0- 1				
0- 0	0- 0	0- 0	NEUTRAL	0- 0	0- 0	0- 0				

RPI 1-25				RPI 26-50				RPI 51-100				RPI 101+				Team's RPI: 237	
RPI	S	Opponent	Score	RPI	S	Opponent	Score	RPI	S	Opponent	Score	RPI	S	Opponent	Score		
19	A	Tennessee	54 90	36	A	North Carolina St.	54 86	64	H	Drexel	38 71	101	H	William & Mary	43 57		
								73	A	East Carolina	65 75	135	H	Delaware	52 63		
								77	A	James Madison	51 73	145	H	Providence	49 65		
												167	A	Col. of Charleston	37 76		
												191	H	La Salle	48 64		
												206	H	Wofford	67 71		
												247	H	Furman	56 52		
												261	H	Norfolk St.	64 56		
												275	A	Davidson	67 58		
												281	A	Georgia St.	72 66		
LAST 12 Division I GAMES:																	
77	A	James Madison	51 73	101	H	William & Mary	43 57										
19	A	Tennessee	54 90	64	H	Drexel	38 71										
206	H	Wofford	67 71	167	A	Col. of Charleston	37 76										
247	H	Furman	56 52	135	H	Delaware	52 63										
36	A	North Carolina St.	54 86	191	H	La Salle	48 64										
275	A	Davidson	67 58	145	H	Providence	49 65										

Non-Div I Games: Catawba 91 65

UNCW

■ Loss,
 ■ Non-Conf, S Site,
 ■ Home
 ■ Away
 N Neutral

Average RPI Win:	174	WON-LOST	WINNING	LAST 10	STRENGTH OF	OPP. STRENGTH	TEAM	ADJ.	CONF.	ADJ CONF.
Average RPI Loss:	65	RECORD	PCT. RANK	GAMES	SCHEDULE	OF SCHEDULE	RPI	RPI	RPI	RPI
DIV. I ONLY	12- 4	52	9- 1	131	63	53	53	16	16	
DIV. I NON-CONF.	6- 4	126	4- 2	30	14	49	49	14	14	
TOTALS	RPI 1-25	RPI 26-50	W-L RECORDS	RPI 51-100	RPI 101-150	RPI 150+				
12- 4	1- 0	1- 2	OVERALL	1- 1	2- 1	7- 0				
5- 1	1- 0	1- 1	HOME	0- 0	0- 0	3- 0				
5- 3	0- 0	0- 1	AWAY	1- 1	1- 1	3- 0				
2- 0	0- 0	0- 0	NEUTRAL	0- 0	1- 0	1- 0				
6- 4	1- 0	1- 2	NON-CONFERENCE	1- 1	1- 1	2- 0				
3- 1	1- 0	1- 1	HOME	0- 0	0- 0	1- 0				
1- 3	0- 0	0- 1	AWAY	1- 1	0- 1	0- 0				
2- 0	0- 0	0- 0	NEUTRAL	0- 0	1- 0	1- 0				
6- 0	0- 0	0- 0	CONFERENCE	0- 0	1- 0	5- 0				
2- 0	0- 0	0- 0	HOME	0- 0	0- 0	2- 0				
4- 0	0- 0	0- 0	AWAY	0- 0	1- 0	3- 0				
0- 0	0- 0	0- 0	NEUTRAL	0- 0	0- 0	0- 0				

RPI 1-25				RPI 26-50				RPI 51-100				Team's RPI: 53	RPI 101+			
RPI	S	Opponent	Score	RPI	S	Opponent	Score	RPI	S	Opponent	Score		RPI	S	Opponent	Score
12	H	Kansas St.	67 59	38	H	Creighton	50 49	67	A	Iowa	39 88		114	A	Iowa St.	68 76
				39	A	Oklahoma St.	57 81	89	A	IUPUI	69 62		132	N	Idaho	76 74
				41	H	South Dakota St.	50 61						149	A	Missouri St.	61 54
													157	H	North Dakota	74 53
													204	H	Southern Ill.	79 49
													208	A	Wichita St.	63 61
													230	A	Bradley	72 53
													258	H	Evansville	54 40
													299	A	Illinois St.	78 40
													309	N	Denver	79 68
LAST 12 Division I GAMES:																
				208	A	Wichita St.	63 61						230	A	Bradley	72 53
				149	A	Missouri St.	61 54						299	A	Illinois St.	78 40
				12	H	Kansas St.	67 59						258	H	Evansville	54 40
				157	H	North Dakota	74 53						204	H	Southern Ill.	79 49
				38	H	Creighton	50 49						41	H	South Dakota St.	50 61
				67	A	Iowa	39 88						309	N	Denver	79 68

Non-Div I Games: Wis.-Parkside 72 57

UNI

Loss, Non-Conf, S Site, H Home A Away N Neutral

Average RPI Win:	176	WON-LOST	WINNING	LAST 10	STRENGTH OF	OPP. STRENGTH	TEAM	ADJ.	CONF.	ADJ CONF.
Average RPI Loss:	61	RECORD	PCT. RANK	GAMES	SCHEDULE	OF SCHEDULE	RPI	RPI	RPI	RPI
DIV. I ONLY	11- 5	83	6- 4	38	167	55	55	13	13	
DIV. I NON-CONF.	8- 3	67	4- 3	74	146	58	58	15	15	
TOTALS	RPI 1-25	RPI 26-50	W-L RECORDS	RPI 51-100	RPI 101-150	RPI 150+				
11- 5	0- 2	0- 0	OVERALL	3- 2	1- 1	7- 0				
6- 1	0- 0	0- 0	HOME	2- 0	0- 1	4- 0				
3- 1	0- 0	0- 0	AWAY	1- 1	0- 0	2- 0				
2- 3	0- 2	0- 0	NEUTRAL	0- 1	1- 0	1- 0				
8- 3	0- 2	0- 0	NON-CONFERENCE	2- 1	1- 0	5- 0				
4- 0	0- 0	0- 0	HOME	2- 0	0- 0	2- 0				
2- 0	0- 0	0- 0	AWAY	0- 0	0- 0	2- 0				
2- 3	0- 2	0- 0	NEUTRAL	0- 1	1- 0	1- 0				
3- 2	0- 0	0- 0	CONFERENCE	1- 1	0- 1	2- 0				
2- 1	0- 0	0- 0	HOME	0- 0	0- 1	2- 0				
1- 1	0- 0	0- 0	AWAY	1- 1	0- 0	0- 0				
0- 0	0- 0	0- 0	NEUTRAL	0- 0	0- 0	0- 0				

RPI 1-25				RPI 26-50				RPI 51-100 Team's RPI: 55				RPI 101+			
RPI	S	Opponent	Score	RPI	S	Opponent	Score	RPI	S	Opponent	Score	RPI	S	Opponent	Score
7	N	Oregon St.	59 62					54	A	Boise St.	58 55	103	H	Colorado St.	37 57
20	N	South Fla.	42 77					78	H	Southern California	77 66	132	N	Idaho	73 61
								80	N	BYU	54 63	158	H	Houston	64 53
								94	A	Wyoming	57 79	174	H	New Mexico	56 42
								99	H	Ole Miss	64 57	181	N	New Mexico St.	52 47
												209	H	Tennessee St.	69 48
												225	H	Utah St.	55 53
												297	A	Pepperdine	68 61
												328	A	UC Irvine	62 46
LAST 12 Division I GAMES:															
103	H	Colorado St.	37 57	174	H	New Mexico	56 42								
20	N	South Fla.	42 77	225	H	Utah St.	55 53								
181	N	New Mexico St.	52 47	54	A	Boise St.	58 55								
7	N	Oregon St.	59 62	94	A	Wyoming	57 79								
328	A	UC Irvine	62 46	132	N	Idaho	73 61								
297	A	Pepperdine	68 61	80	N	BYU	54 63								

Non-Div I Games: Concordia (CA) 102 46

UNLV

Average RPI Win:	284	WON-LOST	WINNING	LAST 10	STRENGTH OF	OPP. STRENGTH	TEAM	ADJ.	CONF.	ADJ CONF.
Average RPI Loss:	157	RECORD	PCT. RANK	GAMES	SCHEDULE	OF SCHEDULE	RPI	RPI	RPI	RPI
DIV. I ONLY	5- 9	239	4- 5	211	311	252	252	23	23	
DIV. I NON-CONF.	4- 8	230	3- 5	246	310	263	263	24	24	
TOTALS	RPI 1-25	RPI 26-50	W-L RECORDS	RPI 51-100	RPI 101-150	RPI 150+				
5- 9	0- 0	0- 0	OVERALL	0- 2	0- 2	5- 5				
2- 5	0- 0	0- 0	HOME	0- 1	0- 1	2- 3				
3- 4	0- 0	0- 0	AWAY	0- 1	0- 1	3- 2				
0- 0	0- 0	0- 0	NEUTRAL	0- 0	0- 0	0- 0				
4- 8	0- 0	0- 0	NON-CONFERENCE	0- 1	0- 2	4- 5				
1- 4	0- 0	0- 0	HOME	0- 0	0- 1	1- 3				
3- 4	0- 0	0- 0	AWAY	0- 1	0- 1	3- 2				
0- 0	0- 0	0- 0	NEUTRAL	0- 0	0- 0	0- 0				
1- 1	0- 0	0- 0	CONFERENCE	0- 1	0- 0	1- 0				
1- 1	0- 0	0- 0	HOME	0- 1	0- 0	1- 0				
0- 0	0- 0	0- 0	AWAY	0- 0	0- 0	0- 0				
0- 0	0- 0	0- 0	NEUTRAL	0- 0	0- 0	0- 0				

RPI 1-25				RPI 26-50				RPI 51-100				RPI 101+ Team's RPI: 252			
RPI	S	Opponent	Score	RPI	S	Opponent	Score	RPI	S	Opponent	Score	RPI	S	Opponent	Score
								57	H	Jacksonville	47 65	101	H	William & Mary	46 49
								69	A	West Virginia	33 91	107	A	Purdue	41 71
												182	A	Illinois	57 77
												193	H	UMES	76 63
												199	H	UNC Asheville	59 70
												212	H	Campbell	41 56
												234	A	Presbyterian	55 48
												243	H	Gardner-Webb	53 57
												247	A	Furman	37 57
												319	H	NJIT	75 58
												336	A	N.C. Central	68 58
												340	A	South Carolina St.	73 67
LAST 12 Division I GAMES:															
199	H	UNC Asheville	59 70	57	H	Jacksonville	47 65								
212	H	Campbell	41 56	319	H	NJIT	75 58								
340	A	South Carolina St.	73 67	336	A	N.C. Central	68 58								
69	A	West Virginia	33 91	193	H	UMES	76 63								
247	A	Furman	37 57	101	H	William & Mary	46 49								
243	H	Gardner-Webb	53 57	182	A	Illinois	57 77								

Non-Div I Games: Bob Jones 92 50 Converse 93 35 Warren Wilson 91 53

USC Upstate

Loss, Non-Conf, S Site, H Home A Away N Neutral

Average RPI Win:	192	WON-LOST	WINNING	LAST 10	STRENGTH OF	OPP. STRENGTH	TEAM	ADJ.	CONF.	ADJ CONF.
Average RPI Loss:	49	RECORD	PCT. RANK	GAMES	SCHEDULE	OF SCHEDULE	RPI	RPI	RPI	RPI
DIV. I ONLY	9- 4	81	4- 4	66	145	52	52	19	19	
DIV. I NON-CONF.	5- 3	121	2- 3	35	68	51	51	19	19	
TOTALS	RPI 1-25	RPI 26-50	W-L RECORDS	RPI 51-100	RPI 101-150	RPI 150+				
9- 4	0- 1	0- 1	OVERALL	1- 2	0- 0	8- 0				
4- 1	0- 0	0- 0	HOME	0- 1	0- 0	4- 0				
4- 3	0- 1	0- 1	AWAY	1- 1	0- 0	3- 0				
1- 0	0- 0	0- 0	NEUTRAL	0- 0	0- 0	1- 0				
5- 3	0- 1	0- 1	NON-CONFERENCE	1- 1	0- 0	4- 0				
2- 1	0- 0	0- 0	HOME	0- 1	0- 0	2- 0				
2- 2	0- 1	0- 1	AWAY	1- 0	0- 0	1- 0				
1- 0	0- 0	0- 0	NEUTRAL	0- 0	0- 0	1- 0				
4- 1	0- 0	0- 0	CONFERENCE	0- 1	0- 0	4- 0				
2- 0	0- 0	0- 0	HOME	0- 0	0- 0	2- 0				
2- 1	0- 0	0- 0	AWAY	0- 1	0- 0	2- 0				
0- 0	0- 0	0- 0	NEUTRAL	0- 0	0- 0	0- 0				

RPI 1-25				RPI 26-50				RPI 51-100 Team's RPI: 52				RPI 101+			
RPI	S	Opponent	Score	RPI	S	Opponent	Score	RPI	S	Opponent	Score	RPI	S	Opponent	Score
12	A	Kansas St.	49 62	28	A	Texas Tech	60 79	74	H	SFA	60 65	160	H	UTSA	75 54
								83	A	Troy	68 85	175	H	Appalachian St.	74 63
								96	A	Western Ky.	71 68	186	A	Seton Hall	86 61
												202	A	South Ala.	73 49
												208	H	Wichita St.	74 70
												218	A	Texas St.	61 39
												233	N	San Diego St.	64 58
												250	H	Coastal Caro.	60 58
LAST 12 Division I GAMES:															
175	H	Appalachian St.	74 63	83	A	Troy	68 85								
28	A	Texas Tech	60 79	202	A	South Ala.	73 49								
12	A	Kansas St.	49 62	218	A	Texas St.	61 39								
74	H	SFA	60 65	250	H	Coastal Caro.	60 58								
186	A	Seton Hall	86 61	208	H	Wichita St.	74 70								
233	N	San Diego St.	64 58	96	A	Western Ky.	71 68								

Non-Div I Games: Tex. A&M-Commerce 80 50 Eastern N.M. 65 48

UT Arlington

Loss, Non-Conf, S Site, H Home A Away N Neutral

Average RPI Win:	279	WON-LOST	WINNING	LAST 10	STRENGTH OF	OPP. STRENGTH	TEAM	ADJ.	CONF.	ADJ CONF.
Average RPI Loss:	134	RECORD	PCT. RANK	GAMES	SCHEDULE	OF SCHEDULE	RPI	RPI	RPI	RPI
DIV. I ONLY	4- 14	301	2- 8	153	214	270	270	26	26	
DIV. I NON-CONF.	3- 10	280	2- 5	160	80	250	250	29	29	
TOTALS	RPI 1-25	RPI 26-50	W-L RECORDS	RPI 51-100	RPI 101-150	RPI 150+				
4- 14	0- 2	0- 1	OVERALL	0- 4	0- 2	4- 5				
3- 5	0- 1	0- 0	HOME	0- 1	0- 1	3- 2				
1- 9	0- 1	0- 1	AWAY	0- 3	0- 1	1- 3				
0- 0	0- 0	0- 0	NEUTRAL	0- 0	0- 0	0- 0				
3- 10	0- 2	0- 1	NON-CONFERENCE	0- 3	0- 2	3- 2				
2- 3	0- 1	0- 0	HOME	0- 1	0- 1	2- 0				
1- 7	0- 1	0- 1	AWAY	0- 2	0- 1	1- 2				
0- 0	0- 0	0- 0	NEUTRAL	0- 0	0- 0	0- 0				
1- 4	0- 0	0- 0	CONFERENCE	0- 1	0- 0	1- 3				
1- 2	0- 0	0- 0	HOME	0- 0	0- 0	1- 2				
0- 2	0- 0	0- 0	AWAY	0- 1	0- 0	0- 1				
0- 0	0- 0	0- 0	NEUTRAL	0- 0	0- 0	0- 0				

RPI 1-25				RPI 26-50				RPI 51-100				RPI 101+ Team's RPI: 270			
RPI	S	Opponent	Score	RPI	S	Opponent	Score	RPI	S	Opponent	Score	RPI	S	Opponent	Score
13	H	Louisville	57 100	50	A	Northwestern	59 82	56	A	Missouri	69 80	105	A	Oral Roberts	53 82
15	A	DePaul	68 100					87	A	Ohio	55 72	115	H	Vanderbilt	77 79
								98	A	Belmont	66 71	204	H	Southern Ill.	76 68
								100	H	Chattanooga	60 80	209	A	Tennessee St.	80 85
												226	H	Morehead St.	68 89
												227	A	Samford	62 69
												276	H	Southeast Mo. St.	79 82
												296	A	Western Caro.	84 72
												297	H	Jacksonville St.	94 83
												304	A	N.C. A&T	59 74
												317	H	Arkansas St.	68 63
LAST 12 Division I GAMES:															
297	H	Jacksonville St.	94 83	276	H	Southeast Mo. St.	79 82	209	A	Tennessee St.	80 85				
50	A	Northwestern	59 82					98	A	Belmont	66 71				
15	A	DePaul	68 100					226	H	Morehead St.	68 89				
56	A	Missouri	69 80					100	H	Chattanooga	60 80				
317	H	Arkansas St.	68 63					204	H	Southern Ill.	76 68				
105	A	Oral Roberts	53 82												

Non-Div I Games:

UT Martin

■ Loss,
■ Non-Conf, S Site,
■ Home
■ Away
N Neutral

UTEP				STRENGTH OF SCHEDULE	OPP. STRENGTH OF SCHEDULE	TEAM RPI	ADJ. RPI	CONF. RPI	ADJ CONF. RPI
Average RPI Win:	285	WON-LOST RECORD	WINNING PCT. RANK						
Average RPI Loss:	140		LAST 10 GAMES						
DIV. I ONLY	4- 12	288	3- 7	184	164	282	282	15	15
DIV. I NON-CONF.	2- 9	293	2- 5	107	188	282	282	16	16

TOTALS	RPI 1-25	RPI 26-50	W-L RECORDS	RPI 51-100	RPI 101-150	RPI 150+			
4- 12	0- 2	0- 1	OVERALL	0- 0	0- 3	4- 6			
3- 5	0- 0	0- 0	HOME	0- 0	0- 1	3- 4			
1- 2	0- 0	0- 0	AWAY	0- 0	0- 0	1- 2			
0- 5	0- 2	0- 1	NEUTRAL	0- 0	0- 2	0- 0			
2- 9	0- 2	0- 1	NON-CONFERENCE	0- 0	0- 2	2- 4			
2- 3	0- 0	0- 0	HOME	0- 0	0- 0	2- 3			
0- 1	0- 0	0- 0	AWAY	0- 0	0- 0	0- 1			
0- 5	0- 2	0- 1	NEUTRAL	0- 0	0- 2	0- 0			
2- 3	0- 0	0- 0	CONFERENCE	0- 0	0- 1	2- 2			
1- 2	0- 0	0- 0	HOME	0- 0	0- 1	1- 1			
1- 1	0- 0	0- 0	AWAY	0- 0	0- 0	1- 1			
0- 0	0- 0	0- 0	NEUTRAL	0- 0	0- 0	0- 0			

RPI 1-25				RPI 26-50				RPI 51-100				RPI 101+ Team's RPI: 282			
RPI	S	Opponent	Score	RPI	S	Opponent	Score	RPI	S	Opponent	Score	RPI	S	Opponent	Score
12	N	Kansas St.	40 61	36	N	North Carolina St.	55 71					124	N	Alabama	60 78
18	N	LSU	45 78									127	N	Pittsburgh	46 71
												128	H	Southern Miss.	68 79
												160	H	UTSA	81 83
												174	A	New Mexico	66 79
												177	H	Texas Southern	68 89
												181	H	New Mexico St.	59 67
												198	H	Louisiana Tech	69 62
												260	A	FIU	87 88
												286	H	Northern Ariz.	51 65
												292	H	CSU Bakersfield	74 61
												318	A	Fla. Atlantic	51 50
												333	H	Houston Baptist	75 45
LAST 12 Division I GAMES:															
160	H	UTSA	81 83	318	A	Fla. Atlantic	51 50								
292	H	CSU Bakersfield	74 61	260	A	FIU	87 88								
124	N	Alabama	60 78	128	H	Southern Miss.	68 79								
127	N	Pittsburgh	46 71	198	H	Louisiana Tech	69 62								
181	H	New Mexico St.	59 67	333	H	Houston Baptist	75 45								
174	A	New Mexico	66 79	12	N	Kansas St.	40 61								

Non-Div I Games: Western N.M. 93 46

UTEP

■ Loss,
 ■ Non-Conf, S Site,
 ■ Home
 ■ Away
 N Neutral

Average RPI Win:	295	WON-LOST	WINNING	LAST 10	STRENGTH OF	OPP. STRENGTH	TEAM	ADJ.	CONF.	ADJ CONF.
Average RPI Loss:	126	RECORD	PCT. RANK	GAMES	SCHEDULE	OF SCHEDULE	RPI	RPI	RPI	RPI
DIV. I ONLY	9- 8	152	1- 1	340	87	248	248	29	29	
DIV. I NON-CONF.	7- 6	158	1- 1	333	36	216	216	30	30	
TOTALS	RPI 1-25	RPI 26-50	W-L RECORDS	RPI 51-100	RPI 101-150	RPI 150+				
9- 8	0- 2	0- 1	OVERALL	0- 0	0- 1	9- 4				
6- 1	0- 0	0- 0	HOME	0- 0	0- 0	6- 1				
2- 7	0- 2	0- 1	AWAY	0- 0	0- 1	2- 3				
1- 0	0- 0	0- 0	NEUTRAL	0- 0	0- 0	1- 0				
7- 6	0- 2	0- 1	NON-CONFERENCE	0- 0	0- 1	7- 2				
4- 1	0- 0	0- 0	HOME	0- 0	0- 0	4- 1				
2- 5	0- 2	0- 1	AWAY	0- 0	0- 1	2- 1				
1- 0	0- 0	0- 0	NEUTRAL	0- 0	0- 0	1- 0				
2- 2	0- 0	0- 0	CONFERENCE	0- 0	0- 0	2- 2				
2- 0	0- 0	0- 0	HOME	0- 0	0- 0	2- 0				
0- 2	0- 0	0- 0	AWAY	0- 0	0- 0	0- 2				
0- 0	0- 0	0- 0	NEUTRAL	0- 0	0- 0	0- 0				

RPI 1-25				RPI 26-50				RPI 51-100				RPI 101+ Team's RPI: 248			
RPI	S	Opponent	Score	RPI	S	Opponent	Score	RPI	S	Opponent	Score	RPI	S	Opponent	Score
14	A	Texas	61 85	39	A	Oklahoma St.	53 86					136	A	Abilene Christian	54 70
23	A	Oklahoma	59 92									151	A	Nebraska	53 71
												158	H	Houston	52 68
												194	A	Grand Canyon	59 60
												228	H	Prairie View	82 74
												239	N	North Texas	74 69
												267	H	North Dakota St.	81 67
												292	A	CSU Bakersfield	46 74
												300	H	UMKC	74 39
												302	A	A&M-Corpus Christi	68 65
												302	H	A&M-Corpus Christi	55 46
												327	H	Chicago St.	71 43
												343	A	Sam Houston St.	69 45
												343	H	Sam Houston St.	78 50
LAST 12 Division I GAMES:															
300	H	UMKC	74 39	136	A	Abilene Christian	54 70								
327	H	Chicago St.	71 43	239	N	North Texas	74 69								
302	H	A&M-Corpus Christi	55 46	194	A	Grand Canyon	59 60								
267	H	North Dakota St.	81 67	292	A	CSU Bakersfield	46 74								
14	A	Texas	61 85	23	A	Oklahoma	59 92								
39	A	Oklahoma St.	53 86	302	A	A&M-Corpus Christi	68 65								

Non-Div I Games: St. Thomas (TX) 63 56 Texas Lutheran 68 52 Evangel 86 55

UTRGV

Loss, Non-Conf, S Site, H Home A Away N Neutral

Average RPI Win:	246	WON-LOST	WINNING	LAST 10	STRENGTH OF	OPP. STRENGTH	TEAM	ADJ.	CONF.	ADJ CONF.
Average RPI Loss:	78	RECORD	PCT. RANK	GAMES	SCHEDULE	OF SCHEDULE	RPI	RPI	RPI	RPI
DIV. I ONLY	7- 7	160	7- 3	169	86	160	160	15	15	
DIV. I NON-CONF.	3- 6	230	3- 4	55	52	192	192	16	16	
TOTALS	RPI 1-25	RPI 26-50	W-L RECORDS	RPI 51-100	RPI 101-150	RPI 150+				
7- 7	0- 1	0- 2	OVERALL	0- 1	1- 2	6- 1				
4- 4	0- 0	0- 1	HOME	0- 0	1- 2	3- 1				
3- 3	0- 1	0- 1	AWAY	0- 1	0- 0	3- 0				
0- 0	0- 0	0- 0	NEUTRAL	0- 0	0- 0	0- 0				
3- 6	0- 1	0- 2	NON-CONFERENCE	0- 1	1- 1	2- 1				
3- 3	0- 0	0- 1	HOME	0- 0	1- 1	2- 1				
0- 3	0- 1	0- 1	AWAY	0- 1	0- 0	0- 0				
0- 0	0- 0	0- 0	NEUTRAL	0- 0	0- 0	0- 0				
4- 1	0- 0	0- 0	CONFERENCE	0- 0	0- 1	4- 0				
1- 1	0- 0	0- 0	HOME	0- 0	0- 1	1- 0				
3- 0	0- 0	0- 0	AWAY	0- 0	0- 0	3- 0				
0- 0	0- 0	0- 0	NEUTRAL	0- 0	0- 0	0- 0				

RPI 1-25				RPI 26-50				RPI 51-100				RPI 101+ Team's RPI: 160			
RPI	S	Opponent	Score	RPI	S	Opponent	Score	RPI	S	Opponent	Score	RPI	S	Opponent	Score
14	A	Texas	43 76	34	H	Tulane	66 75	52	A	UT Arlington	54 75	110	H	Northern Colo.	66 73
				47	A	Oregon	63 77					128	H	Southern Miss.	68 69
												136	H	Abilene Christian	71 68
												158	H	Houston	49 56
												198	H	Louisiana Tech	63 61
												218	H	Texas St.	72 47
												260	A	FIU	70 61
												282	A	UTEP	83 81
												312	H	Liberty	80 64
												318	A	Fla. Atlantic	72 62
LAST 12 Division I GAMES:															
282	A	UTEP	83 81	260	A	FIU	70 61								
312	H	Liberty	80 64	318	A	Fla. Atlantic	72 62								
158	H	Houston	49 56	198	H	Louisiana Tech	63 61								
14	A	Texas	43 76	128	H	Southern Miss.	68 69								
218	H	Texas St.	72 47	34	H	Tulane	66 75								
136	H	Abilene Christian	71 68	110	H	Northern Colo.	66 73								

Non-Div I Games: Tex. A&M-Kingsville 70 44 Angelo St. 77 85

UTSA

Loss, Non-Conf, S Site, H Home A Away N Neutral

Average RPI Win:	173	WON-LOST	WINNING	LAST 10	STRENGTH OF	OPP. STRENGTH	TEAM	ADJ.	CONF.	ADJ CONF.
Average RPI Loss:	39	RECORD	PCT. RANK	GAMES	SCHEDULE	OF SCHEDULE	RPI	RPI	RPI	RPI
DIV. I ONLY	13- 4	43	6- 4	53	106	51	51	1	1	
DIV. I NON-CONF.	11- 0	1	6- 0	187	259	33	33	1	1	
TOTALS	RPI 1-25	RPI 26-50	W-L RECORDS	RPI 51-100	RPI 101-150	RPI 150+				
13- 4	0- 3	1- 0	OVERALL	4- 0	2- 1	6- 0				
8- 3	0- 2	1- 0	HOME	2- 0	0- 1	5- 0				
4- 1	0- 1	0- 0	AWAY	1- 0	2- 0	1- 0				
1- 0	0- 0	0- 0	NEUTRAL	1- 0	0- 0	0- 0				
11- 0	0- 0	0- 0	NON-CONFERENCE	3- 0	2- 0	6- 0				
7- 0	0- 0	0- 0	HOME	2- 0	0- 0	5- 0				
3- 0	0- 0	0- 0	AWAY	0- 0	2- 0	1- 0				
1- 0	0- 0	0- 0	NEUTRAL	1- 0	0- 0	0- 0				
2- 4	0- 3	1- 0	CONFERENCE	1- 0	0- 1	0- 0				
1- 3	0- 2	1- 0	HOME	0- 0	0- 1	0- 0				
1- 1	0- 1	0- 0	AWAY	1- 0	0- 0	0- 0				
0- 0	0- 0	0- 0	NEUTRAL	0- 0	0- 0	0- 0				

RPI 1-25				RPI 26-50				RPI 51-100 Team's RPI: 51				RPI 101+			
RPI	S	Opponent	Score	RPI	S	Opponent	Score	RPI	S	Opponent	Score	RPI	S	Opponent	Score
10	A	UCLA	56 67	43	H	California	63 57	59	N	Charlotte	81 68	111	H	Arizona	70 81
11	H	Stanford	58 77					78	A	Southern California	58 53	140	A	St. Mary's (CA)	63 62
24	H	Arizona St.	44 66					79	H	Montana St.	74 64	150	A	Fresno St.	65 55
								80	H	BYU	77 60	225	H	Utah St.	65 58
												242	H	Southern Utah	69 43
												254	H	Weber St.	71 52
												286	H	Northern Ariz.	78 65
												289	A	Nevada	80 50
												326	H	Utah Valley	100 52
LAST 12 Division I GAMES:															
78	A	Southern California	58 53	43	H	California	63 57								
10	A	UCLA	56 67	11	H	Stanford	58 77								
286	H	Northern Ariz.	78 65	111	H	Arizona	70 81								
254	H	Weber St.	71 52	24	H	Arizona St.	44 66								
80	H	BYU	77 60	225	H	Utah St.	65 58								
289	A	Nevada	80 50	242	H	Southern Utah	69 43								

Non-Div I Games:

Utah

Average RPI Win:	268	WON-LOST	WINNING	LAST 10	STRENGTH OF	OPP. STRENGTH	TEAM	ADJ.	CONF.	ADJ CONF.
Average RPI Loss:	108	RECORD	PCT. RANK	GAMES	SCHEDULE	OF SCHEDULE	RPI	RPI	RPI	RPI
DIV. I ONLY	8- 8	160	3- 7	242	221	225	225	13	13	
DIV. I NON-CONF.	6- 4	126	3- 3	315	264	226	226	15	15	
TOTALS	RPI 1-25	RPI 26-50	W-L RECORDS	RPI 51-100	RPI 101-150	RPI 150+				
8- 8	0- 0	0- 0	OVERALL	1- 5	0- 1	7- 2				
6- 3	0- 0	0- 0	HOME	1- 2	0- 0	5- 1				
1- 5	0- 0	0- 0	AWAY	0- 3	0- 1	1- 1				
1- 0	0- 0	0- 0	NEUTRAL	0- 0	0- 0	1- 0				
6- 4	0- 0	0- 0	NON-CONFERENCE	1- 2	0- 1	5- 1				
4- 2	0- 0	0- 0	HOME	1- 1	0- 0	3- 1				
1- 2	0- 0	0- 0	AWAY	0- 1	0- 1	1- 0				
1- 0	0- 0	0- 0	NEUTRAL	0- 0	0- 0	1- 0				
2- 4	0- 0	0- 0	CONFERENCE	0- 3	0- 0	2- 1				
2- 1	0- 0	0- 0	HOME	0- 1	0- 0	2- 0				
0- 3	0- 0	0- 0	AWAY	0- 2	0- 0	0- 1				
0- 0	0- 0	0- 0	NEUTRAL	0- 0	0- 0	0- 0				

RPI 1-25				RPI 26-50				RPI 51-100				RPI 101+ Team's RPI: 225			
RPI	S	Opponent	Score	RPI	S	Opponent	Score	RPI	S	Opponent	Score	RPI	S	Opponent	Score
								51	A	Utah	58 65	111	A	Arizona	57 61
								54	A	Boise St.	56 76	174	A	New Mexico	67 78
								55	A	UNLV	53 55	187	H	Idaho St.	69 56
								79	H	Montana St.	64 56	233	H	San Diego St.	53 47
								80	H	BYU	40 60	242	H	Southern Utah	54 70
								94	H	Wyoming	48 71	314	H	Air Force	65 62
												326	H	Utah Valley	56 45
												328	H	UC Irvine	66 52
												331	A	Montana	65 47
												342	N	Incarnate Word	79 46
LAST 12 Division I GAMES:															
314	H	Air Force	65 62	233	H	San Diego St.	53 47								
54	A	Boise St.	56 76	94	H	Wyoming	48 71								
111	A	Arizona	57 61	55	A	UNLV	53 55								
80	H	BYU	40 60	174	A	New Mexico	67 78								
326	H	Utah Valley	56 45	187	H	Idaho St.	69 56								
51	A	Utah	58 65	331	A	Montana	65 47								

Non-Div I Games: Westminster (UT) 72 49

Utah St.

Utah Valley

Through Games Of Jan. 15, 2017

Average RPI Win:	294	WON-LOST	WINNING	LAST 10	STRENGTH OF	OPP. STRENGTH	TEAM	ADJ.	CONF.	ADJ CONF.
Average RPI Loss:	195	RECORD	PCT. RANK	GAMES	SCHEDULE	OF SCHEDULE	RPI	RPI	RPI	RPI
DIV. I ONLY	4- 12	288	3- 5	323	235	326	326	29	29	
DIV. I NON-CONF.	3- 10	280	3- 4	308	246	327	327	30	30	
TOTALS	RPI 1-25	RPI 26-50	W-L RECORDS	RPI 51-100	RPI 101-150	RPI 150+				
4- 12	0- 0	0- 0	OVERALL	0- 3	0- 1	4- 8				
2- 4	0- 0	0- 0	HOME	0- 1	0- 1	2- 2				
2- 6	0- 0	0- 0	AWAY	0- 0	0- 0	2- 2				
0- 2	0- 0	0- 0	NEUTRAL	0- 1	0- 0	0- 1				
3- 10	0- 0	0- 0	NON-CONFERENCE	0- 3	0- 1	3- 6				
2- 3	0- 0	0- 0	HOME	0- 1	0- 1	2- 1				
1- 5	0- 0	0- 0	AWAY	0- 1	0- 0	1- 4				
0- 2	0- 0	0- 0	NEUTRAL	0- 1	0- 0	0- 1				
1- 2	0- 0	0- 0	CONFERENCE	0- 0	0- 0	1- 2				
0- 1	0- 0	0- 0	HOME	0- 0	0- 0	0- 1				
1- 1	0- 0	0- 0	AWAY	0- 0	0- 0	1- 1				
0- 0	0- 0	0- 0	NEUTRAL	0- 0	0- 0	0- 0				

RPI S	Opponent	Score	RPI S	Opponent	Score	RPI S	Opponent	Score	RPI S	Opponent	Score	Team's RPI: 326
						51	A Utah	52 100	117	H Eastern Wash.	50 83	
						80	H BYU	50 68	187	A Idaho St.	56 61	
						91	N Central Mich.	62 71	194	H Grand Canyon	46 62	
									225	A Utah St.	45 56	
									242	A Southern Utah	70 64	
									254	H Weber St.	61 64	
									262	N SIUE	64 71	
									263	A Cal Poly	65 77	
									297	H Pepperdine	72 65	
									300	A UMKC	63 66	
									309	H Denver	72 58	
									314	A Air Force	53 64	
									327	A Chicago St.	62 59	
LAST 12 Division I GAMES:												
225	A Utah St.	45 56	300	A UMKC	63 66							
309	H Denver	72 58	327	A Chicago St.	62 59							
242	A Southern Utah	70 64	194	H Grand Canyon	46 62							
314	A Air Force	53 64	187	A Idaho St.	56 61							
262	N SIUE	64 71	263	A Cal Poly	65 77							
297	H Pepperdine	72 65	91	N Central Mich.	62 71							

Non-Div I Games: Dixie St. 68 56 Antelope Valley 87 47

Utah Valley

Loss, Non-Conf, S Site, H Home A Away N Neutral

Average RPI Win:	212	WON-LOST	WINNING	LAST 10	STRENGTH OF	OPP. STRENGTH	TEAM	ADJ.	CONF.	ADJ CONF.
Average RPI Loss:	113	RECORD	PCT. RANK	GAMES	SCHEDULE	OF SCHEDULE	RPI	RPI	RPI	RPI
DIV. I ONLY	9- 10	178	4- 6	106	169	147	147	12	12	
DIV. I NON-CONF.	7- 6	158	3- 3	127	170	138	138	13	13	
TOTALS	RPI 1-25	RPI 26-50	W-L RECORDS	RPI 51-100	RPI 101-150	RPI 150+				
9- 10	0- 0	0- 1	OVERALL	1- 4	0- 4	8- 1				
5- 4	0- 0	0- 1	HOME	0- 1	0- 1	5- 1				
2- 6	0- 0	0- 0	AWAY	0- 0	0- 0	2- 0				
2- 0	0- 0	0- 0	NEUTRAL	1- 0	0- 0	1- 0				
7- 6	0- 0	0- 1	NON-CONFERENCE	1- 3	0- 1	6- 1				
3- 3	0- 0	0- 1	HOME	0- 1	0- 0	3- 1				
2- 3	0- 0	0- 0	AWAY	0- 2	0- 1	2- 0				
2- 0	0- 0	0- 0	NEUTRAL	1- 0	0- 0	1- 0				
2- 4	0- 0	0- 0	CONFERENCE	0- 1	0- 3	2- 0				
2- 1	0- 0	0- 0	HOME	0- 0	0- 1	2- 0				
0- 3	0- 0	0- 0	AWAY	0- 1	0- 2	0- 0				
0- 0	0- 0	0- 0	NEUTRAL	0- 0	0- 0	0- 0				

RPI S	Opponent	Score	RPI S	Opponent	Score	RPI S	Opponent	Score	RPI S	Opponent	Score	Team's RPI: 147
46	H Minnesota	69 79	66	A Wake Forest	54 60	122	A George Mason	59 70	134	A Old Dominion	60 70	
			75	A George Washington	67 81	139	H Saint Louis	48 62	148	A Saint Joseph's	58 64	
			86	N Villanova	68 66	191	H La Salle	61 56	201	N American	68 62	
			89	H IUPUI	62 71	203	H Brown	85 72	212	A Campbell	66 53	
			99	A Ole Miss	57 77	214	H Richmond	62 55	215	H Iona	57 59	
						247	A Furman	75 61	269	H UNCG	65 54	
						288	H Coppin St.	73 44				
LAST 12 Division I GAMES:												
191	H La Salle	61 56	122	A George Mason	59 70							
203	H Brown	85 72	148	A Saint Joseph's	58 64							
66	A Wake Forest	54 60	139	H Saint Louis	48 62							
99	A Ole Miss	57 77	214	H Richmond	62 55							
269	H UNCG	65 54	247	A Furman	75 61							
134	A Old Dominion	60 70	75	A George Washington	67 81							

Non-Div I Games:

VCU

■ Loss,
 ■ Non-Conf,
 ■ S Site,
 ■ H Home
 ■ A Away
 N Neutral

Valparaiso

Through Games Of Jan. 15, 2017

Average RPI Win:	314	WON-LOST	WINNING	LAST 10	STRENGTH OF	OPP. STRENGTH	TEAM	ADJ.	CONF.	ADJ CONF.
Average RPI Loss:	178	RECORD	PCT. RANK	GAMES	SCHEDULE	OF SCHEDULE	RPI	RPI	RPI	RPI
DIV. I ONLY	3- 12	307	0- 9	274	226	316	316	22	22	
DIV. I NON-CONF.	3- 6	230	1- 4	332	133	312	312	21	21	
TOTALS	RPI 1-25	RPI 26-50	W-L RECORDS	RPI 51-100	RPI 101-150	RPI 150+				
3- 12	0- 1	0- 1	OVERALL	0- 1	0- 0	3- 9				
2- 4	0- 0	0- 1	HOME	0- 0	0- 0	2- 3				
1- 8	0- 0	0- 0	AWAY	0- 0	0- 0	1- 0				
0- 0	0- 0	0- 0	NEUTRAL	0- 0	0- 0	0- 0				
3- 6	0- 1	0- 0	NON-CONFERENCE	0- 1	0- 0	3- 4				
2- 2	0- 0	0- 0	HOME	0- 0	0- 0	2- 2				
1- 4	0- 1	0- 0	AWAY	0- 1	0- 0	1- 2				
0- 0	0- 0	0- 0	NEUTRAL	0- 0	0- 0	0- 0				
0- 6	0- 0	0- 1	CONFERENCE	0- 0	0- 0	0- 5				
0- 2	0- 0	0- 1	HOME	0- 0	0- 0	0- 1				
0- 4	0- 0	0- 0	AWAY	0- 0	0- 0	0- 4				
0- 0	0- 0	0- 0	NEUTRAL	0- 0	0- 0	0- 0				

RPI	S	Opponent	Score	RPI	S	Opponent	Score	RPI	S	Opponent	Score	RPI	S	Opponent	Score	Team's RPI: 316
2	A	Notre Dame	54 114	29	H	Green Bay	36 75	65	A	Indiana	58 87	173	A	Cleveland St.	60 71	
												184	H	Milwaukee	74 85	
												185	A	Oakland	63 104	
												188	A	Stetson	75 87	
												189	A	Detroit	60 85	
												230	H	Bradley	56 67	
												258	H	Evansville	65 70	
												299	A	Illinois St.	56 77	
												303	H	Eastern Ill.	73 68	
												312	H	Liberty	70 68	
												327	A	Chicago St.	53 51	
												329	A	Youngstown St.	70 76	
LAST 12 Division I GAMES:																
185	A	Oakland	63 104	329	A	Youngstown St.	70 76									
189	A	Detroit	60 85	173	A	Cleveland St.	60 71									
230	H	Bradley	56 67	184	H	Milwaukee	74 85									
65	A	Indiana	58 87	29	H	Green Bay	36 75									
2	A	Notre Dame	54 114	258	H	Evansville	65 70									
303	H	Eastern Ill.	73 68	312	H	Liberty	70 68									

Non-Div I Games: Ind.-Kokomo 102 47 Grace (IN) 71 49

Valparaiso

Loss, Non-Conf, S Site, H Home A Away N Neutral

Vanderbilt

Through Games Of Jan. 15, 2017

Average RPI Win:	206	WON-LOST	WINNING	LAST 10	STRENGTH OF	OPP. STRENGTH	TEAM	ADJ.	CONF.	ADJ CONF.
Average RPI Loss:	63	RECORD	PCT. RANK	GAMES	SCHEDULE	OF SCHEDULE	RPI	RPI	RPI	RPI
DIV. I ONLY	10- 8	143	3- 7	114	52	115	115	3	3	
DIV. I NON-CONF.	10- 3	54	5- 2	193	151	83	83	2	2	
TOTALS	RPI 1-25	RPI 26-50	W-L RECORDS	RPI 51-100	RPI 101-150	RPI 150+				
10- 8	1- 3	1- 1	OVERALL	1- 3	0- 0	7- 1				
6- 4	1- 3	1- 0	HOME	1- 1	0- 0	3- 0				
3- 4	0- 0	0- 1	AWAY	0- 2	0- 0	3- 1				
1- 0	0- 0	0- 0	NEUTRAL	0- 0	0- 0	1- 0				
10- 3	1- 1	1- 0	NON-CONFERENCE	1- 1	0- 0	7- 1				
6- 1	1- 1	1- 0	HOME	1- 0	0- 0	3- 0				
3- 2	0- 0	0- 0	AWAY	0- 1	0- 0	3- 1				
1- 0	0- 0	0- 0	NEUTRAL	0- 0	0- 0	1- 0				
0- 5	0- 2	0- 1	CONFERENCE	0- 2	0- 0	0- 0				
0- 3	0- 2	0- 0	HOME	0- 1	0- 0	0- 0				
0- 2	0- 0	0- 1	AWAY	0- 1	0- 0	0- 0				
0- 0	0- 0	0- 0	NEUTRAL	0- 0	0- 0	0- 0				

RPI S	Opponent	Score	RPI S	Opponent	Score	RPI S	Opponent	Score	RPI S	Opponent	Score	Team's RPI: 115
8	H Duke	77 73	27	A Texas A&M	72 77	56	H Missouri	68 74	211	A Memphis	59 75	
13	H Louisville	66 78	34	H Tulane	74 63	64	H Drexel	73 63	216	A ETSU	80 72	
19	H Tennessee	57 70				65	A Indiana	61 94	262	N SIUE	73 63	
21	H Auburn	59 64				90	A Georgia	68 70	270	A UT Martin	79 77	
									278	H Robert Morris	75 59	
									293	H Tennessee Tech	89 57	
									314	A Air Force	75 49	
									322	H Kennesaw St.	86 54	
LAST 12 Division I GAMES:												
27	A Texas A&M	72 77	56	H Missouri	68 74							
211	A Memphis	59 75	21	H Auburn	59 64							
13	H Louisville	66 78	90	A Georgia	68 70							
293	H Tennessee Tech	89 57	19	H Tennessee	57 70							
216	A ETSU	80 72	262	N SIUE	73 63							
34	H Tulane	74 63	314	A Air Force	75 49							

Non-Div I Games:

Vanderbilt

Loss, Non-Conf, S Site, H Home A Away N Neutral

Vermont

Through Games Of Jan. 15, 2017

Average RPI Win:	243	WON-LOST	WINNING	LAST 10	STRENGTH OF	OPP. STRENGTH	TEAM	ADJ.	CONF.	ADJ CONF.
Average RPI Loss:	182	RECORD	PCT. RANK	GAMES	SCHEDULE	OF SCHEDULE	RPI	RPI	RPI	RPI
DIV. I ONLY	4- 12	288	2- 8	165	331	291	291	20	20	
DIV. I NON-CONF.	3- 9	275	2- 6	151	342	293	293	20	20	
TOTALS	RPI 1-25	RPI 26-50	W-L RECORDS	RPI 51-100	RPI 101-150	RPI 150+				
4- 12	0- 0	0- 2	OVERALL	0- 0	1- 2	3- 8				
4- 4	0- 0	0- 0	HOME	0- 0	1- 0	3- 4				
0- 8	0- 0	0- 2	AWAY	0- 0	0- 2	0- 4				
0- 0	0- 0	0- 0	NEUTRAL	0- 0	0- 0	0- 0				
3- 9	0- 0	0- 2	NON-CONFERENCE	0- 0	0- 1	3- 6				
3- 3	0- 0	0- 0	HOME	0- 0	0- 0	3- 3				
0- 6	0- 0	0- 2	AWAY	0- 0	0- 1	0- 3				
0- 0	0- 0	0- 0	NEUTRAL	0- 0	0- 0	0- 0				
1- 3	0- 0	0- 0	CONFERENCE	0- 0	1- 1	0- 2				
1- 1	0- 0	0- 0	HOME	0- 0	1- 0	0- 1				
0- 2	0- 0	0- 0	AWAY	0- 0	0- 1	0- 1				
0- 0	0- 0	0- 0	NEUTRAL	0- 0	0- 0	0- 0				

RPI S	Opponent	Score	RPI S	Opponent	Score	RPI S	Opponent	Score	RPI S	Opponent	Score	Team's RPI: 291
			32	A Michigan	56 78				120	H Maine	55 52	
			33	A Temple	39 53				130	A Hartford	55 68	
									143	A Yale	48 77	
									184	H Milwaukee	44 68	
									185	A Oakland	55 79	
									192	H Binghamton	55 64	
									203	H Brown	50 62	
									217	H Dartmouth	59 54	
									245	A Howard	57 64	
									268	H Bryant	57 63	
									277	A Central Conn. St.	76 78	
									290	A UMBC	66 69	
									315	H Holy Cross	63 52	
									319	H NJIT	64 42	
LAST 12 Division I GAMES:												
245	A Howard	57 64	290	A UMBC	66 69							
185	A Oakland	55 79	192	H Binghamton	55 64							
32	A Michigan	56 78	130	A Hartford	55 68							
203	H Brown	50 62	120	H Maine	55 52							
33	A Temple	39 53	184	H Milwaukee	44 68							
315	H Holy Cross	63 52	319	H NJIT	64 42							

Non-Div I Games:

Vermont

■ Loss,
 ■ Non-Conf,
 ■ S Site,
 ■ H Home
 ■ A Away
 N Neutral

Average RPI Win:	150	WON-LOST	WINNING	LAST 10	STRENGTH OF	OPP. STRENGTH	TEAM	ADJ.	CONF.	ADJ CONF.
Average RPI Loss:	49	RECORD	PCT. RANK	GAMES	SCHEDULE	OF SCHEDULE	RPI	RPI	RPI	RPI
DIV. I ONLY	8- 9	181	5- 5	15	44	86	86	7	7	
DIV. I NON-CONF.	4- 6	208	3- 2	21	64	110	110	7	7	
TOTALS	RPI 1-25	RPI 26-50	W-L RECORDS	RPI 51-100	RPI 101-150	RPI 150+				
8- 9	0- 3	1- 3	OVERALL	1- 2	3- 1	3- 0				
5- 4	0- 1	1- 2	HOME	1- 1	0- 0	3- 0				
2- 2	0- 1	0- 1	AWAY	0- 0	2- 0	0- 0				
1- 3	0- 1	0- 0	NEUTRAL	0- 1	1- 1	0- 0				
4- 6	0- 2	0- 1	NON-CONFERENCE	0- 2	2- 1	2- 0				
2- 2	0- 0	0- 1	HOME	0- 1	0- 0	2- 0				
1- 1	0- 1	0- 0	AWAY	0- 0	1- 0	0- 0				
1- 3	0- 1	0- 0	NEUTRAL	0- 1	1- 1	0- 0				
4- 3	0- 1	1- 2	CONFERENCE	1- 0	1- 0	1- 0				
3- 2	0- 1	1- 1	HOME	1- 0	0- 0	1- 0				
1- 1	0- 0	0- 1	AWAY	0- 0	1- 0	0- 0				
0- 0	0- 0	0- 0	NEUTRAL	0- 0	0- 0	0- 0				

RPI 1-25				RPI 26-50				RPI 51-100 Team's RPI: 86				RPI 101+			
RPI	S	Opponent	Score	RPI	S	Opponent	Score	RPI	S	Opponent	Score	RPI	S	Opponent	Score
4	N	Mississippi St.	62 108	33	H	Temple	48 83	68	H	St. John's (NY)	55 50	107	N	Purdue	58 44
8	A	Duke	50 68	37	H	Marquette	71 77	75	H	George Washington	69 72	145	A	Providence	64 59
15	H	DePaul	50 80	38	A	Creighton	46 60	83	N	Troy	85 93	147	N	VCU	66 68
				45	H	Georgetown	71 50					148	A	Saint Joseph's	62 54
												186	H	Seton Hall	69 52
												191	H	La Salle	52 49
												311	H	Lehigh	59 37
LAST 12 Division I GAMES:															
45	H	Georgetown	71 50	68	H	St. John's (NY)	55 50								
15	H	DePaul	50 80	186	H	Seton Hall	69 52								
37	H	Marquette	71 77	38	A	Creighton	46 60								
8	A	Duke	50 68	145	A	Providence	64 59								
33	H	Temple	48 83	148	A	Saint Joseph's	62 54								
311	H	Lehigh	59 37	191	H	La Salle	52 49								

Non-Div I Games:

Villanova

■ Loss,
 ■ Non-Conf, S Site,
 ■ Home
 ■ Away
 N Neutral

Average RPI Win:	185	WON-LOST	WINNING	LAST 10	STRENGTH OF	OPP. STRENGTH	TEAM	ADJ.	CONF.	ADJ CONF.
Average RPI Loss:	47	RECORD	PCT. RANK	GAMES	SCHEDULE	OF SCHEDULE	RPI	RPI	RPI	RPI
DIV. I ONLY	12- 5	75	7- 3	186	26	84	84	2	2	
DIV. I NON-CONF.	11- 2	25	7- 1	268	43	77	77	3	3	
TOTALS	RPI 1-25	RPI 26-50	W-L RECORDS	RPI 51-100	RPI 101-150	RPI 150+				
12- 5	0- 1	0- 2	OVERALL	3- 2	0- 0	9- 0				
8- 1	0- 1	0- 0	HOME	2- 0	0- 0	6- 0				
3- 3	0- 0	0- 2	AWAY	1- 1	0- 0	2- 0				
1- 1	0- 0	0- 0	NEUTRAL	0- 1	0- 0	1- 0				
11- 2	0- 0	0- 1	NON-CONFERENCE	3- 1	0- 0	8- 0				
7- 0	0- 0	0- 0	HOME	2- 0	0- 0	5- 0				
3- 1	0- 0	0- 1	AWAY	1- 0	0- 0	2- 0				
1- 1	0- 0	0- 0	NEUTRAL	0- 1	0- 0	1- 0				
1- 3	0- 1	0- 1	CONFERENCE	0- 1	0- 0	1- 0				
1- 1	0- 1	0- 0	HOME	0- 0	0- 0	1- 0				
0- 2	0- 0	0- 1	AWAY	0- 1	0- 0	0- 0				
0- 0	0- 0	0- 0	NEUTRAL	0- 0	0- 0	0- 0				

RPI S	Opponent	Score	RPI S	Opponent	Score	RPI S	Opponent	Score	RPI S	Opponent	Score
13	H Louisville	81 86	44	A Syracuse	49 54	62	A North Carolina	58 67	151	N Nebraska	73 51
			50	A Northwestern	60 69	68	N St. John's (NY)	55 66	153	H Boston College	62 55
						71	H Middle Tenn.	63 51	168	H Rutgers	62 54
						72	H Dayton	66 56	193	H UMES	60 50
						90	A Georgia	66 43	214	A Richmond	63 56
									220	A Bowling Green	67 47
									288	H Coppin St.	103 40
									290	H UMBC	56 30
									308	H Ill.-Chicago	76 39
LAST 12 Division I GAMES:											
72	H Dayton	66 56	153	H Boston College	62 55						
290	H UMBC	56 30	62	A North Carolina	58 67						
193	H UMES	60 50	13	H Louisville	81 86						
90	A Georgia	66 43	44	A Syracuse	49 54						
308	H Ill.-Chicago	76 39	50	A Northwestern	60 69						
220	A Bowling Green	67 47	151	N Nebraska	73 51						

Non-Div I Games:

Virginia

■ Loss,
■ Non-Conf, S Site,
■ Home
■ Away
N Neutral

Average RPI Win:	154	WON-LOST	WINNING	LAST 10	STRENGTH OF	OPP. STRENGTH	TEAM	ADJ.	CONF.	ADJ CONF.
Average RPI Loss:	16	RECORD	PCT. RANK	GAMES	SCHEDULE	OF SCHEDULE	RPI	RPI	RPI	RPI
DIV. I ONLY	15- 1	5	9- 1	139	38	25	25	2	2	
DIV. I NON-CONF.	13- 0	1	9- 0	225	47	28	28	3	3	
TOTALS	RPI 1-25	RPI 26-50	W-L RECORDS	RPI 51-100	RPI 101-150	RPI 150+				
15- 1	2- 1	1- 0	OVERALL	2- 0	2- 0	8- 0				
11- 0	1- 0	1- 0	HOME	2- 0	0- 0	7- 0				
4- 1	1- 0	0- 0	AWAY	0- 0	2- 0	1- 0				
0- 0	0- 0	0- 0	NEUTRAL	0- 0	0- 0	0- 0				
13- 0	2- 0	1- 0	NON-CONFERENCE	1- 0	1- 0	8- 0				
10- 0	1- 0	1- 0	HOME	1- 0	0- 0	7- 0				
3- 0	1- 0	0- 0	AWAY	0- 0	1- 0	1- 0				
0- 0	0- 0	0- 0	NEUTRAL	0- 0	0- 0	0- 0				
2- 1	0- 1	0- 0	CONFERENCE	1- 0	1- 0	0- 0				
1- 0	0- 0	0- 0	HOME	1- 0	0- 0	0- 0				
1- 1	0- 1	0- 0	AWAY	0- 0	1- 0	0- 0				
0- 0	0- 0	0- 0	NEUTRAL	0- 0	0- 0	0- 0				

RPI S	Opponent	Score	RPI S	Opponent	Score	RPI S	Opponent	Score	RPI S	Opponent	Score
16	A Miami (FL)	75 82	45	H Georgetown	73 63	62	H North Carolina	76 68	112	A UCF	67 64
19	H Tennessee	67 63				92	H Radford	71 52	131	A Clemson	78 69
21	A Auburn	92 87							151	H Nebraska	76 67
									167	A Col. of Charleston	71 61
									199	H UNC Asheville	71 52
									220	H Bowling Green	98 51
									234	H Presbyterian	67 36
									243	H Gardner-Webb	76 42
									277	H Central Conn. St.	81 47
									332	H Delaware St.	88 48
LAST 12 Division I GAMES:											
92	H Radford	71 52	16	A Miami (FL)	75 82	131	A Clemson	78 69			
21	A Auburn	92 87	62	H North Carolina	76 68	332	H Delaware St.	88 48			
220	H Bowling Green	98 51	19	H Tennessee	67 63	167	A Col. of Charleston	71 61			
277	H Central Conn. St.	81 47									
243	H Gardner-Webb	76 42									
151	H Nebraska	76 67									

Non-Div I Games:

Virginia Tech

Average RPI Win:	0	WON-LOST	WINNING	LAST 10	STRENGTH OF	OPP. STRENGTH	TEAM	ADJ.	CONF.	ADJ CONF.
Average RPI Loss:	217	RECORD	PCT. RANK	GAMES	SCHEDULE	OF SCHEDULE	RPI	RPI	RPI	RPI
DIV. I ONLY	0- 15	345	0- 10	267	342	344	344	32	32	
DIV. I NON-CONF.	0- 10	335	0- 7	154	331	339	339	32	32	
TOTALS	RPI 1-25	RPI 26-50	W-L RECORDS	RPI 51-100	RPI 101-150	RPI 150+				
0- 15	0- 0	0- 0	OVERALL	0- 1	0- 3	0- 11				
0- 8	0- 0	0- 0	HOME	0- 0	0- 2	0- 6				
0- 7	0- 0	0- 0	AWAY	0- 1	0- 1	0- 5				
0- 0	0- 0	0- 0	NEUTRAL	0- 0	0- 0	0- 0				
0- 10	0- 0	0- 0	NON-CONFERENCE	0- 1	0- 3	0- 6				
0- 5	0- 0	0- 0	HOME	0- 0	0- 2	0- 3				
0- 5	0- 0	0- 0	AWAY	0- 1	0- 1	0- 3				
0- 0	0- 0	0- 0	NEUTRAL	0- 0	0- 0	0- 0				
0- 5	0- 0	0- 0	CONFERENCE	0- 0	0- 0	0- 5				
0- 3	0- 0	0- 0	HOME	0- 0	0- 0	0- 3				
0- 2	0- 0	0- 0	AWAY	0- 0	0- 0	0- 2				
0- 0	0- 0	0- 0	NEUTRAL	0- 0	0- 0	0- 0				

RPI 1-25			RPI 26-50			RPI 51-100			RPI 101+			Team's RPI: 344
RPI	S	Opponent	Score	RPI	S	Opponent	Score	RPI	S	Opponent	Score	
						68 A St. John's (NY)	34 62	102 A New Hampshire		40 73		
								141 H Penn		39 63		
								143 H Yale		52 66		
								171 H Albany (NY)		50 75		
								176 A Army West Point		40 85		
								180 H Sacred Heart		56 70		
								183 H Towson		40 69		
								205 A Princeton		44 107		
								277 A Central Conn. St.		53 66		
								278 H Robert Morris		63 82		
								319 A NJIT		45 68		
								332 H Delaware St.		49 61		
								338 A Mt. St. Mary's		47 66		
								346 H Fairleigh Dickinson		53 59		
LAST 12 Division I GAMES:												
277	A	Central Conn. St.	53 66	278	H	Robert Morris	63 82					
205	A	Princeton	44 107	180	H	Sacred Heart	56 70					
68	A	St. John's (NY)	34 62	346	H	Fairleigh Dickinson	53 59					
171	H	Albany (NY)	50 75	338	A	Mt. St. Mary's	47 66					
176	A	Army West Point	40 85	143	H	Yale	52 66					
141	H	Penn	39 63	102	A	New Hampshire	40 73					

Non-Div I Games: Staten Island 62 60

Wagner

Wake Forest

Through Games Of Jan. 15, 2017

Average RPI Win:	165	WON-LOST	WINNING	LAST 10	STRENGTH OF	OPP. STRENGTH	TEAM	ADJ.	CONF.	ADJ CONF.
Average RPI Loss:	69	RECORD	PCT. RANK	GAMES	SCHEDULE	OF SCHEDULE	RPI	RPI	RPI	RPI
DIV. I ONLY	10- 6	117	5- 5	47	57	66	66	2	2	
DIV. I NON-CONF.	9- 4	85	6- 3	89	101	68	68	3	3	
TOTALS	RPI 1-25	RPI 26-50	W-L RECORDS	RPI 51-100	RPI 101-150	RPI 150+				
10- 6	1- 2	0- 1	OVERALL	0- 2	4- 0	5- 1				
8- 2	0- 0	0- 1	HOME	0- 1	4- 0	4- 0				
2- 4	1- 2	0- 0	AWAY	0- 1	0- 0	1- 1				
0- 0	0- 0	0- 0	NEUTRAL	0- 0	0- 0	0- 0				
9- 4	1- 1	0- 0	NON-CONFERENCE	0- 2	3- 0	5- 1				
7- 1	0- 0	0- 0	HOME	0- 1	3- 0	4- 0				
2- 3	1- 1	0- 0	AWAY	0- 1	0- 0	1- 1				
0- 0	0- 0	0- 0	NEUTRAL	0- 0	0- 0	0- 0				
1- 2	0- 1	0- 1	CONFERENCE	0- 0	1- 0	0- 0				
1- 1	0- 0	0- 1	HOME	0- 0	1- 0	0- 0				
0- 1	0- 1	0- 0	AWAY	0- 0	0- 0	0- 0				
0- 0	0- 0	0- 0	NEUTRAL	0- 0	0- 0	0- 0				

RPI 1-25				RPI 26-50				RPI 51-100				Team's RPI: 66	RPI 101+			
RPI	S	Opponent	Score	RPI	S	Opponent	Score	RPI	S	Opponent	Score		RPI	S	Opponent	Score
2	A	Notre Dame	72 92	36	H	North Carolina St.	50 65	77	A	James Madison	76 83		118	H	Navy	75 65
18	A	LSU	57 60					92	H	Radford	60 68		131	H	Clemson	68 56
22	A	Elon	78 68										137	H	Xavier	58 45
													147	H	VCU	60 54
													168	H	Rutgers	55 43
													182	A	Illinois	79 70
													186	A	Seton Hall	63 70
													227	H	Samford	51 40
													247	H	Furman	59 52
													273	H	Eastern Mich.	89 61
LAST 12 Division I GAMES:																
147	H	VCU	60 54	131	H	Clemson	68 56									
227	H	Samford	51 40	36	H	North Carolina St.	50 65									
92	H	Radford	60 68	2	A	Notre Dame	72 92									
137	H	Xavier	58 45	77	A	James Madison	76 83									
186	A	Seton Hall	63 70	22	A	Elon	78 68									
182	A	Illinois	79 70	247	H	Furman	59 52									

Non-Div I Games:

Wake Forest

■ Loss,
 ■ Non-Conf, S Site,
 ■ Home
 ■ Away
 N Neutral

Average RPI Win: 125		WON-LOST	WINNING	LAST 10	STRENGTH OF	OPP. STRENGTH	TEAM	ADJ.	CONF.	ADJ CONF.
Average RPI Loss: 5		RECORD	PCT. RANK	GAMES	SCHEDULE	OF SCHEDULE	RPI	RPI	RPI	RPI
DIV. I ONLY		18- 2	8	0- 1	35	17	5	5	1	1
DIV. I NON-CONF.		12- 1	7	0- 1	108	65	11	11	1	1
<hr/>										
TOTALS	RPI 1-25		RPI 26-50		W-L RECORDS	RPI 51-100	RPI 101-150		RPI 150+	
18- 2	2- 2		1- 0		OVERALL	5- 0	5- 0		5- 0	
11- 0	1- 0		0- 0		HOME	4- 0	4- 0		2- 0	
7- 2	1- 2		1- 0		AWAY	1- 0	1- 0		3- 0	
0- 0	0- 0		0- 0		NEUTRAL	0- 0	0- 0		0- 0	
12- 1	0- 1		0- 0		NON-CONFERENCE	3- 0	4- 0		5- 0	
8- 0	0- 0		0- 0		HOME	2- 0	4- 0		2- 0	
4- 1	0- 1		0- 0		AWAY	1- 0	0- 0		3- 0	
0- 0	0- 0		0- 0		NEUTRAL	0- 0	0- 0		0- 0	
6- 1	2- 1		1- 0		CONFERENCE	2- 0	1- 0		0- 0	
3- 0	1- 0		0- 0		HOME	2- 0	0- 0		0- 0	
3- 1	1- 1		1- 0		AWAY	0- 0	1- 0		0- 0	
0- 0	0- 0		0- 0		NEUTRAL	0- 0	0- 0		0- 0	

RPI	S	Opponent	Score	RPI	S	Opponent	Score	RPI	S	Opponent	Score	RPI	S	Opponent	Score
2	A	Notre Dame	60 71	47	A	Oregon	99 77	54	H	Boise St.	92 66	103	H	Colorado St.	101 68
7	A	Oregon St.	70 73					56	H	Missouri	79 66	111	A	Arizona	90 73
10	H	UCLA	82 70					60	H	Washington St.	94 63	117	H	Eastern Wash.	100 52
24	A	Arizona St.	65 54					78	H	Southern California	77 67	132	H	Idaho	105 53
								80	A	BYU	82 70	150	H	Fresno St.	85 54
												194	A	Grand Canyon	101 66
												196	H	CSUN	101 44
												251	A	Portland	83 53
												274	A	Seattle U	94 64
												321	H	Savannah St.	87 36
LAST 12 Division I GAMES:															
78	H	Southern California	77 67	2	A	Notre Dame	60 71								
7	A	Oregon St.	70 73	24	A	Arizona St.	65 54								
47	A	Oregon	99 77	111	A	Arizona	90 73								
60	H	Washington St.	94 63	10	H	UCLA	82 70								
80	A	BYU	82 70	54	H	Boise St.	92 66								
321	H	Savannah St.	87 36	196	H	CSUN	101 44								

Non-Div I Games:

Washington

■ Loss,
 ■ Non-Conf, S Site,
 ■ Home
 ■ Away
 N Neutral

Average RPI Win:	127	WON-LOST	WINNING	LAST 10	STRENGTH OF	OPP. STRENGTH	TEAM	ADJ.	CONF.	ADJ CONF.
Average RPI Loss:	53	RECORD	PCT. RANK	GAMES	SCHEDULE	OF SCHEDULE	RPI	RPI	RPI	RPI
DIV. I ONLY	8- 10	196	3- 7	5	25	60	60	1	1	
DIV. I NON-CONF.	5- 6	186	1- 4	22	73	105	105	1	1	
TOTALS	RPI 1-25	RPI 26-50	W-L RECORDS	RPI 51-100	RPI 101-150	RPI 150+				
8- 10	1- 4	1- 2	OVERALL	1- 1	2- 3	3- 0				
6- 2	1- 0	0- 1	HOME	1- 1	2- 0	2- 0				
1- 7	0- 4	1- 0	AWAY	0- 0	0- 3	0- 0				
1- 1	0- 0	0- 1	NEUTRAL	0- 0	0- 0	1- 0				
5- 6	0- 1	0- 2	NON-CONFERENCE	0- 1	2- 2	3- 0				
4- 2	0- 0	0- 1	HOME	0- 1	2- 0	2- 0				
0- 3	0- 1	0- 0	AWAY	0- 0	0- 2	0- 0				
1- 1	0- 0	0- 1	NEUTRAL	0- 0	0- 0	1- 0				
3- 4	1- 3	1- 0	CONFERENCE	1- 0	0- 1	0- 0				
2- 0	1- 0	0- 0	HOME	1- 0	0- 0	0- 0				
1- 4	0- 3	1- 0	AWAY	0- 0	0- 1	0- 0				
0- 0	0- 0	0- 0	NEUTRAL	0- 0	0- 0	0- 0				

RPI 1-25				RPI 26-50				RPI 51-100 Team's RPI: 60				RPI 101+			
RPI	S	Opponent	Score	RPI	S	Opponent	Score	RPI	S	Opponent	Score	RPI	S	Opponent	Score
5	A	Washington	63 94	26	N	Maryland	69 79	54	H	Boise St.	73 77	104	A	Gonzaga	61 79
7	A	Oregon St.	58 80	39	H	Oklahoma St.	72 79	78	H	Southern California	74 57	111	A	Arizona	55 56
10	H	UCLA	82 73	47	A	Oregon	75 59					133	H	San Francisco	73 35
17	A	Kentucky	67 69									139	A	Saint Louis	70 73
24	A	Arizona St.	49 68									140	H	St. Mary's (CA)	85 69
												151	N	Nebraska	79 65
												219	H	San Diego	83 73
												236	H	Loyola Marymount	92 45
LAST 12 Division I GAMES:															
47	A	Oregon	75 59	111	A	Arizona	55 56								
7	A	Oregon St.	58 80	24	A	Arizona St.	49 68								
5	A	Washington	63 94	78	H	Southern California	74 57								
17	A	Kentucky	67 69	10	H	UCLA	82 73								
139	A	Saint Louis	70 73	54	H	Boise St.	73 77								
104	A	Gonzaga	61 79	219	H	San Diego	83 73								

Non-Div I Games:

Washington St.

Average RPI Win:	278	WON-LOST	WINNING	LAST 10	STRENGTH OF	OPP. STRENGTH	TEAM	ADJ.	CONF.	ADJ CONF.
Average RPI Loss:	124	RECORD	PCT. RANK	GAMES	SCHEDULE	OF SCHEDULE	RPI	RPI	RPI	RPI
DIV. I ONLY	6- 8	212	3- 7	306	165	254	254	17	17	
DIV. I NON-CONF.	4- 5	197	2- 5	313	176	238	238	18	18	
TOTALS	RPI 1-25	RPI 26-50	W-L RECORDS	RPI 51-100	RPI 101-150	RPI 150+				
6- 8	0- 0	0- 0	OVERALL	0- 3	0- 3	6- 2				
3- 3	0- 0	0- 0	HOME	0- 1	0- 1	3- 1				
3- 4	0- 0	0- 0	AWAY	0- 2	0- 2	3- 0				
0- 1	0- 0	0- 0	NEUTRAL	0- 0	0- 0	0- 1				
4- 5	0- 0	0- 0	NON-CONFERENCE	0- 2	0- 1	4- 2				
1- 2	0- 0	0- 0	HOME	0- 0	0- 1	1- 1				
3- 2	0- 0	0- 0	AWAY	0- 2	0- 0	3- 0				
0- 1	0- 0	0- 0	NEUTRAL	0- 0	0- 0	0- 1				
2- 3	0- 0	0- 0	CONFERENCE	0- 1	0- 2	2- 0				
2- 1	0- 0	0- 0	HOME	0- 1	0- 0	2- 0				
0- 2	0- 0	0- 0	AWAY	0- 0	0- 2	0- 0				
0- 0	0- 0	0- 0	NEUTRAL	0- 0	0- 0	0- 0				

RPI 1-25				RPI 26-50				RPI 51-100				RPI 101+				Team's RPI: 254	
RPI	S	Opponent	Score	RPI	S	Opponent	Score	RPI	S	Opponent	Score	RPI	S	Opponent	Score		
								51	A	Utah	52	71	117	A	Eastern Wash.	85	99
								79	H	Montana St.	68	83	132	A	Idaho	77	95
								80	A	BYU	64	73	150	H	Fresno St.	57	60
													187	H	Idaho St.	50	43
													188	N	Stetson	68	70
													196	H	CSUN	78	89
													251	H	Portland	76	37
													260	A	FIU	64	61
													314	A	Air Force	76	61
													326	A	Utah Valley	64	61
													331	H	Montana	74	58
LAST 12 Division I GAMES:																	
				79	H	Montana St.	68	83					117	A	Eastern Wash.	85	99
				150	H	Fresno St.	57	60					132	A	Idaho	77	95
				51	A	Utah	52	71					187	H	Idaho St.	50	43
				196	H	CSUN	78	89					331	H	Montana	74	58
				80	A	BYU	64	73					188	N	Stetson	68	70
				251	H	Portland	76	37					260	A	FIU	64	61

Non-Div I Games: Cal St. San B'dino 75 69 Westminster (UT) 81 68

Weber St.

West Virginia

Through Games Of Jan. 15, 2017

Average RPI Win:	211	WON-LOST	WINNING	LAST 10	STRENGTH OF	OPP. STRENGTH	TEAM	ADJ.	CONF.	ADJ CONF.
Average RPI Loss:	16	RECORD	PCT. RANK	GAMES	SCHEDULE	OF SCHEDULE	RPI	RPI	RPI	RPI
DIV. I ONLY	14- 4	31	6- 4	113	126	69	69	4	4	
DIV. I NON-CONF.	12- 0	1	6- 0	282	309	65	65	4	4	
TOTALS	RPI 1-25	RPI 26-50	W-L RECORDS	RPI 51-100	RPI 101-150	RPI 150+				
14- 4	2- 3	0- 1	OVERALL	2- 0	1- 0	9- 0				
10- 2	1- 2	0- 0	HOME	1- 0	0- 0	8- 0				
1- 2	0- 1	0- 1	AWAY	0- 0	1- 0	0- 0				
3- 0	1- 0	0- 0	NEUTRAL	1- 0	0- 0	1- 0				
12- 0	1- 0	0- 0	NON-CONFERENCE	2- 0	0- 0	9- 0				
9- 0	0- 0	0- 0	HOME	1- 0	0- 0	8- 0				
0- 0	0- 0	0- 0	AWAY	0- 0	0- 0	0- 0				
3- 0	1- 0	0- 0	NEUTRAL	1- 0	0- 0	1- 0				
2- 4	1- 3	0- 1	CONFERENCE	0- 0	1- 0	0- 0				
1- 2	1- 2	0- 0	HOME	0- 0	0- 0	0- 0				
1- 2	0- 1	0- 1	AWAY	0- 0	1- 0	0- 0				
0- 0	0- 0	0- 0	NEUTRAL	0- 0	0- 0	0- 0				

RPI S	Opponent	Score	RPI S	Opponent	Score	RPI S	Opponent	Score	RPI S	Opponent	Score
9	H Baylor	56 91	28	A Texas Tech	66 75	73	N East Carolina	79 47	125	A TCU	83 61
12	A Kansas St.	71 86				99	H Ole Miss	66 61	226	H Morehead St.	94 53
14	H Texas	63 73							245	H Howard	95 49
21	N Auburn	56 52							252	H USC Upstate	91 33
23	H Oklahoma	83 73							288	H Coppin St.	69 39
									304	N N.C. A&T	80 64
									307	H Longwood	107 40
									320	H Charleston So.	88 38
									335	H High Point	82 59
									338	H Mt. St. Mary's	77 45
LAST 12 Division I GAMES:											
12	A Kansas St.	71 86	14	H Texas	63 73						
125	A TCU	83 61	28	A Texas Tech	66 75						
338	H Mt. St. Mary's	77 45	23	H Oklahoma	83 73						
307	H Longwood	107 40	9	H Baylor	56 91						
252	H USC Upstate	91 33	226	H Morehead St.	94 53						
99	H Ole Miss	66 61	335	H High Point	82 59						

Non-Div I Games:

West Virginia

■ Loss,
 ■ Non-Conf, S Site,
 ■ Home
 ■ Away
 N Neutral

Average RPI Win:	327	WON-LOST	WINNING	LAST 10	STRENGTH OF	OPP. STRENGTH	TEAM	ADJ.	CONF.	ADJ CONF.
Average RPI Loss:	165	RECORD	PCT. RANK	GAMES	SCHEDULE	OF SCHEDULE	RPI	RPI	RPI	RPI
DIV. I ONLY	4- 14	301	2- 8	218	306	296	296	21	21	
DIV. I NON-CONF.	4- 10	259	3- 5	252	290	286	286	22	22	
TOTALS	RPI 1-25	RPI 26-50	W-L RECORDS	RPI 51-100	RPI 101-150	RPI 150+				
4- 14	0- 1	0- 0	OVERALL	0- 2	0- 4	4- 7				
2- 5	0- 0	0- 0	HOME	0- 0	0- 1	2- 4				
2- 7	0- 1	0- 0	AWAY	0- 2	0- 1	2- 3				
0- 2	0- 0	0- 0	NEUTRAL	0- 0	0- 2	0- 0				
4- 10	0- 1	0- 0	NON-CONFERENCE	0- 2	0- 3	4- 4				
2- 3	0- 0	0- 0	HOME	0- 0	0- 0	2- 3				
2- 5	0- 1	0- 0	AWAY	0- 2	0- 1	2- 1				
0- 2	0- 0	0- 0	NEUTRAL	0- 0	0- 2	0- 0				
0- 4	0- 0	0- 0	CONFERENCE	0- 0	0- 1	0- 3				
0- 2	0- 0	0- 0	HOME	0- 0	0- 1	0- 1				
0- 2	0- 0	0- 0	AWAY	0- 0	0- 0	0- 2				
0- 0	0- 0	0- 0	NEUTRAL	0- 0	0- 0	0- 0				

RPI S	Opponent	Score	RPI S	Opponent	Score	RPI S	Opponent	Score	RPI S	Opponent	Score	Team's RPI: 296
6	A Florida St.	41 90				90	A Georgia	43 78	123	H Mercer	57 59	
						92	A Radford	39 67	129	N Duquesne	50 65	
									131	A Clemson	63 78	
									133	N San Francisco	52 73	
									199	A UNC Asheville	53 62	
									206	A Wofford	59 68	
									212	H Campbell	48 50	
									227	H Samford	42 49	
									243	H Gardner-Webb	60 68	
									247	A Furman	44 73	
									270	H UT Martin	72 84	
									305	A Eastern Ky.	72 61	
									320	H Charleston So.	58 53	
									335	H High Point	73 64	
									349	A Florida A&M	62 61	
LAST 12 Division I GAMES:												
320	H Charleston So.	58 53	123	H Mercer	57 59							
90	A Georgia	43 78	227	H Samford	42 49							
335	H High Point	73 64	247	A Furman	44 73							
243	H Gardner-Webb	60 68	206	A Wofford	59 68							
92	A Radford	39 67	349	A Florida A&M	62 61							
6	A Florida St.	41 90	212	H Campbell	48 50							

Non-Div I Games: North Greenville 95 48

Western Caro.

Loss, Non-Conf, S Site, H Home A Away N Neutral

Average RPI Win:	250	WON-LOST	WINNING	LAST 10	STRENGTH OF	OPP. STRENGTH	TEAM	ADJ.	CONF.	ADJ CONF.
Average RPI Loss:	92	RECORD	PCT. RANK	GAMES	SCHEDULE	OF SCHEDULE	RPI	RPI	RPI	RPI
DIV. I ONLY	13- 4	43	8- 1	317	161	116	116	11	11	
DIV. I NON-CONF.	8- 3	67	4- 1	301	195	112	112	10	10	
TOTALS	RPI 1-25	RPI 26-50	W-L RECORDS	RPI 51-100	RPI 101-150	RPI 150+				
13- 4	0- 0	0- 1	OVERALL	1- 2	1- 0	11- 1				
7- 0	0- 0	0- 0	HOME	1- 0	1- 0	5- 0				
6- 4	0- 0	0- 0	AWAY	0- 0	0- 0	6- 0				
0- 0	0- 0	0- 0	NEUTRAL	0- 0	0- 0	0- 0				
8- 3	0- 0	0- 1	NON-CONFERENCE	1- 1	0- 0	7- 1				
4- 0	0- 0	0- 0	HOME	1- 0	0- 0	3- 0				
4- 3	0- 0	0- 1	AWAY	0- 1	0- 0	4- 1				
0- 0	0- 0	0- 0	NEUTRAL	0- 0	0- 0	0- 0				
5- 1	0- 0	0- 0	CONFERENCE	0- 1	1- 0	4- 0				
3- 0	0- 0	0- 0	HOME	0- 0	1- 0	2- 0				
2- 1	0- 0	0- 0	AWAY	0- 1	0- 0	2- 0				
0- 0	0- 0	0- 0	NEUTRAL	0- 0	0- 0	0- 0				

RPI S	Opponent	Score	RPI S	Opponent	Score	RPI S	Opponent	Score	RPI S	Opponent	Score	Team's RPI: 116
			37 A	Marquette	61 77	56 A	Missouri	68 71	105 H	Oral Roberts	76 72	
						81 H	Northern Ill.	83 79	162 A	Omaha	78 74	
						89 A	IUPUI	52 66	184 A	Milwaukee	68 76	
									230 H	Bradley	91 77	
									262 A	SIUE	76 74	
									267 H	North Dakota St.	110 81	
									276 A	Southeast Mo. St.	100 87	
									299 H	Illinois St.	80 50	
									300 A	UMKC	78 65	
									303 H	Eastern Ill.	83 62	
									309 H	Denver	87 62	
									323 A	Fort Wayne	75 53	
									327 A	Chicago St.	54 50	
LAST 12 Division I GAMES:												
			89 A	IUPUI	52 66	267 H	North Dakota St.	110 81				
			323 A	Fort Wayne	75 53	162 A	Omaha	78 74				
			299 H	Illinois St.	80 50	105 H	Oral Roberts	76 72				
			327 A	Chicago St.	54 50	309 H	Denver	87 62				
			303 H	Eastern Ill.	83 62	37 A	Marquette	61 77				
			230 H	Bradley	91 77	56 A	Missouri	68 71				

Non-Div I Games: Graceland (IA) 118 40 Monmouth (IL) 113 29

Western Ill.

Loss, Non-Conf, S Site, H Home A Away N Neutral

Average RPI Win:	207	WON-LOST	WINNING	LAST 10	STRENGTH OF	OPP. STRENGTH	TEAM	ADJ.	CONF.	ADJ CONF.
Average RPI Loss:	43	RECORD	PCT. RANK	GAMES	SCHEDULE	OF SCHEDULE	RPI	RPI	RPI	RPI
DIV. I ONLY	13- 5	67	1- 0	179	88	96	96	15	15	
DIV. I NON-CONF.	8- 4	96	1- 0	163	112	106	106	16	16	
TOTALS	RPI 1-25	RPI 26-50	W-L RECORDS	RPI 51-100	RPI 101-150	RPI 150+				
13- 5	0- 2	0- 0	OVERALL	2- 3	3- 0	8- 0				
9- 1	0- 0	0- 0	HOME	2- 1	1- 0	6- 0				
3- 2	0- 1	0- 0	AWAY	0- 1	1- 0	2- 0				
1- 2	0- 1	0- 0	NEUTRAL	0- 1	1- 0	0- 0				
8- 4	0- 2	0- 0	NON-CONFERENCE	1- 2	2- 0	5- 0				
5- 1	0- 0	0- 0	HOME	1- 1	1- 0	3- 0				
2- 1	0- 1	0- 0	AWAY	0- 0	0- 0	2- 0				
1- 2	0- 1	0- 0	NEUTRAL	0- 1	1- 0	0- 0				
5- 1	0- 0	0- 0	CONFERENCE	1- 1	1- 0	3- 0				
4- 0	0- 0	0- 0	HOME	1- 0	0- 0	3- 0				
1- 1	0- 0	0- 0	AWAY	0- 1	1- 0	0- 0				
0- 0	0- 0	0- 0	NEUTRAL	0- 0	0- 0	0- 0				

RPI 1-25				RPI 26-50				RPI 51-100 Team's RPI: 96				RPI 101+			
RPI	S	Opponent	Score	RPI	S	Opponent	Score	RPI	S	Opponent	Score	RPI	S	Opponent	Score
13	A	Louisville	61 68					52	H	UT Arlington	68 71	134	A	Old Dominion	67 62
15	N	DePaul	69 77					59	A	Charlotte	85 89	144	N	Kent St.	79 73
								65	H	Indiana	85 74	146	H	Ball St.	68 61
								71	H	Middle Tenn.	66 51	167	H	Col. of Charleston	89 76
								75	N	George Washington	49 68	169	H	UAB	60 48
												260	H	FIU	90 38
												272	A	Austin Peay	85 65
												294	H	Lipscomb	87 35
												305	A	Eastern Ky.	90 63
												318	H	Fla. Atlantic	76 55
												348	H	Alabama A&M	96 32
LAST 12 Division I GAMES:															
59	A	Charlotte	85 89	144	N	Kent St.	79 73								
260	H	FIU	90 38	71	H	Middle Tenn.	66 51								
318	H	Fla. Atlantic	76 55	169	H	UAB	60 48								
146	H	Ball St.	68 61	134	A	Old Dominion	67 62								
167	H	Col. of Charleston	89 76	13	A	Louisville	61 68								
294	H	Lipscomb	87 35	272	A	Austin Peay	85 65								

Non-Div I Games:

Western Ky.

■ Loss,
■ Non-Conf,
■ S Site,
■ H Home
■ A Away
N Neutral

Average RPI Win:	263	WON-LOST	WINNING	LAST 10	STRENGTH OF	OPP. STRENGTH	TEAM	ADJ.	CONF.	ADJ CONF.
Average RPI Loss:	73	RECORD	PCT. RANK	GAMES	SCHEDULE	OF SCHEDULE	RPI	RPI	RPI	RPI
DIV. I ONLY	13- 3	21	9- 1	342	115	154	154	10	10	
DIV. I NON-CONF.	9- 2	37	7- 0	348	134	179	179	11	11	
TOTALS	RPI 1-25	RPI 26-50	W-L RECORDS	RPI 51-100	RPI 101-150	RPI 150+				
13- 3	0- 0	0- 2	OVERALL	0- 0	0- 1	13- 0				
6- 1	0- 0	0- 1	HOME	0- 0	0- 0	6- 0				
6- 2	0- 0	0- 0	AWAY	0- 0	0- 0	6- 0				
1- 0	0- 0	0- 0	NEUTRAL	0- 0	0- 0	1- 0				
9- 2	0- 0	0- 2	NON-CONFERENCE	0- 0	0- 0	9- 0				
4- 1	0- 0	0- 1	HOME	0- 0	0- 0	4- 0				
4- 1	0- 0	0- 1	AWAY	0- 0	0- 0	4- 0				
1- 0	0- 0	0- 0	NEUTRAL	0- 0	0- 0	1- 0				
4- 1	0- 0	0- 0	CONFERENCE	0- 0	0- 1	4- 0				
2- 0	0- 0	0- 0	HOME	0- 0	0- 0	2- 0				
2- 1	0- 0	0- 0	AWAY	0- 0	0- 1	2- 0				
0- 0	0- 0	0- 0	NEUTRAL	0- 0	0- 0	0- 0				

RPI S	Opponent	Score	RPI S	Opponent	Score	RPI S	Opponent	Score	RPI S	Opponent	Score	Team's RPI: 154
			32	A Michigan	40 66				146	A Ball St.	56 61	
			40	H Michigan St.	64 68				189	A Detroit	75 65	
									200	H Akron	73 60	
									220	H Bowling Green	75 58	
									223	A Miami (OH)	85 60	
									230	H Bradley	83 64	
									267	A North Dakota St.	68 63	
									273	A Eastern Mich.	76 67	
									275	H Davidson	76 63	
									287	H Loyola Chicago	65 53	
									300	A UMKC	66 54	
									305	N Eastern Ky.	74 59	
									323	H Fort Wayne	61 35	
									327	A Chicago St.	64 51	
LAST 12 Division I GAMES:												
			200	H Akron	73 60				273	A Eastern Mich.	76 67	
			327	A Chicago St.	64 51				220	H Bowling Green	75 58	
			230	H Bradley	83 64				146	A Ball St.	56 61	
			189	A Detroit	75 65				223	A Miami (OH)	85 60	
			323	H Fort Wayne	61 35				267	A North Dakota St.	68 63	
			287	H Loyola Chicago	65 53				305	N Eastern Ky.	74 59	

Non-Div I Games:

Western Mich.

■ Loss,
■ Non-Conf,
■ S Site,
■ H Home
■ A Away
N Neutral

Average RPI Win:	208	WON-LOST	WINNING	LAST 10	STRENGTH OF	OPP. STRENGTH	TEAM	ADJ.	CONF.	ADJ CONF.
Average RPI Loss:	101	RECORD	PCT. RANK	GAMES	SCHEDULE	OF SCHEDULE	RPI	RPI	RPI	RPI
DIV. I ONLY	6- 10	232	4- 6	130	94	208	208	16	16	
DIV. I NON-CONF.	5- 6	186	4- 3	143	73	193	193	14	14	
TOTALS	RPI 1-25	RPI 26-50	W-L RECORDS	RPI 51-100	RPI 101-150	RPI 150+				
6- 10	0- 1	1- 2	OVERALL	0- 3	1- 2	4- 2				
4- 4	0- 0	1- 2	HOME	0- 1	1- 0	2- 1				
1- 4	0- 0	0- 0	AWAY	0- 2	0- 1	1- 1				
1- 2	0- 1	0- 0	NEUTRAL	0- 0	0- 1	1- 0				
5- 6	0- 1	1- 1	NON-CONFERENCE	0- 2	1- 1	3- 1				
4- 2	0- 0	1- 1	HOME	0- 0	1- 0	2- 1				
0- 2	0- 0	0- 0	AWAY	0- 2	0- 0	0- 0				
1- 2	0- 1	0- 0	NEUTRAL	0- 0	0- 1	1- 0				
1- 4	0- 0	0- 1	CONFERENCE	0- 1	0- 1	1- 1				
0- 2	0- 0	0- 1	HOME	0- 1	0- 0	0- 0				
1- 2	0- 0	0- 0	AWAY	0- 0	0- 1	1- 1				
0- 0	0- 0	0- 0	NEUTRAL	0- 0	0- 0	0- 0				

RPI 1-25				RPI 26-50				RPI 51-100				RPI 101+ Team's RPI: 208			
RPI	S	Opponent	Score	RPI	S	Opponent	Score	RPI	S	Opponent	Score	RPI	S	Opponent	Score
11	N	Stanford	39 87	35	H	Drake	78 83	52	A	UT Arlington	70 74	107	N	Purdue	49 86
				38	H	Creighton	62 54	53	H	UNI	61 63	136	H	Abilene Christian	81 62
				41	H	South Dakota St.	58 78	56	A	Missouri	57 64	149	A	Missouri St.	62 73
												155	N	Northeastern	87 73
												204	A	Southern Ill.	54 77
												258	A	Evansville	74 67
												300	H	UMKC	54 56
												317	H	Arkansas St.	69 51
												342	H	Incarnate Word	73 63
LAST 12 Division I GAMES:															
				35	H	Drake	78 83	258	A	Evansville	74 67				
				41	H	South Dakota St.	58 78	204	A	Southern Ill.	54 77				
				342	H	Incarnate Word	73 63	149	A	Missouri St.	62 73				
				136	H	Abilene Christian	81 62	53	H	UNI	61 63				
				56	A	Missouri	57 64	155	N	Northeastern	87 73				
				317	H	Arkansas St.	69 51	11	N	Stanford	39 87				

Non-Div I Games:

Wichita St.

■ Loss,
■ Non-Conf,
■ S Site,
■ H Home
■ A Away
N Neutral

William & Mary

Through Games Of Jan. 15, 2017

Average RPI Win:	214	WON-LOST	WINNING	LAST 10	STRENGTH OF	OPP. STRENGTH	TEAM	ADJ.	CONF.	ADJ CONF.
Average RPI Loss:	118	RECORD	PCT. RANK	GAMES	SCHEDULE	OF SCHEDULE	RPI	RPI	RPI	RPI
DIV. I ONLY	13- 2	14	9- 1	305	149	101	101	8	8	
DIV. I NON-CONF.	10- 1	18	8- 0	286	233	97	97	8	8	
TOTALS	RPI 1-25	RPI 26-50	W-L RECORDS	RPI 51-100	RPI 101-150	RPI 150+				
13- 2	0- 0	0- 0	OVERALL	1- 1	2- 0	10- 1				
7- 1	0- 0	0- 0	HOME	1- 1	0- 0	6- 0				
6- 1	0- 0	0- 0	AWAY	0- 0	2- 0	4- 1				
0- 0	0- 0	0- 0	NEUTRAL	0- 0	0- 0	0- 0				
10- 1	0- 0	0- 0	NON-CONFERENCE	1- 1	1- 0	8- 0				
6- 1	0- 0	0- 0	HOME	1- 1	0- 0	5- 0				
4- 0	0- 0	0- 0	AWAY	0- 0	1- 0	3- 0				
0- 0	0- 0	0- 0	NEUTRAL	0- 0	0- 0	0- 0				
3- 1	0- 0	0- 0	CONFERENCE	0- 0	1- 0	2- 1				
1- 0	0- 0	0- 0	HOME	0- 0	0- 0	1- 0				
2- 1	0- 0	0- 0	AWAY	0- 0	1- 0	1- 1				
0- 0	0- 0	0- 0	NEUTRAL	0- 0	0- 0	0- 0				

RPI S	Opponent	Score	RPI S	Opponent	Score	RPI S	Opponent	Score	RPI S	Opponent	Score	Team's RPI: 101
						68	H St. John's (NY)	57 73	134	A Old Dominion	69 58	
						73	H East Carolina	82 72	135	A Delaware	60 49	
									155	H Northeastern	60 58	
									167	A Col. of Charleston	60 70	
									201	A American	48 34	
									214	H Richmond	67 39	
									217	H Dartmouth	63 50	
									231	H Saint Francis (PA)	73 60	
									237	A UNCW	57 43	
									252	A USC Upstate	49 46	
									261	A Norfolk St.	65 52	
									332	H Delaware St.	82 48	
									338	H Mt. St. Mary's	68 46	
LAST 12 Division I GAMES:												
			73	H East Carolina	82 72		237	A UNCW	57 43			
			231	H Saint Francis (PA)	73 60		155	H Northeastern	60 58			
			338	H Mt. St. Mary's	68 46		167	A Col. of Charleston	60 70			
			261	A Norfolk St.	65 52		135	A Delaware	60 49			
			201	A American	48 34		332	H Delaware St.	82 48			
			217	H Dartmouth	63 50		252	A USC Upstate	49 46			

Non-Div I Games:

William & Mary

Loss, Non-Conf, S Site, H Home A Away N Neutral

Winthrop

Through Games Of Jan. 15, 2017

Average RPI Win:	0	WON-LOST	WINNING	LAST 10	STRENGTH OF	OPP. STRENGTH	TEAM	ADJ.	CONF.	ADJ CONF.
Average RPI Loss:	164	RECORD	PCT. RANK	GAMES	SCHEDULE	OF SCHEDULE	RPI	RPI	RPI	RPI
DIV. I ONLY	0- 15	345	0- 9	132	243	324	324	28	28	
DIV. I NON-CONF.	0- 11	335	0- 7	87	156	307	307	27	27	
TOTALS	RPI 1-25	RPI 26-50	W-L RECORDS	RPI 51-100	RPI 101-150	RPI 150+				
0- 15	0- 2	0- 2	OVERALL	0- 1	0- 2	0- 8				
0- 7	0- 0	0- 0	HOME	0- 1	0- 1	0- 5				
0- 5	0- 1	0- 1	AWAY	0- 0	0- 0	0- 3				
0- 3	0- 1	0- 1	NEUTRAL	0- 0	0- 1	0- 0				
0- 11	0- 2	0- 2	NON-CONFERENCE	0- 0	0- 2	0- 5				
0- 5	0- 0	0- 0	HOME	0- 0	0- 1	0- 4				
0- 3	0- 1	0- 1	AWAY	0- 0	0- 0	0- 1				
0- 3	0- 1	0- 1	NEUTRAL	0- 0	0- 1	0- 0				
0- 4	0- 0	0- 0	CONFERENCE	0- 1	0- 0	0- 3				
0- 2	0- 0	0- 0	HOME	0- 1	0- 0	0- 1				
0- 2	0- 0	0- 0	AWAY	0- 0	0- 0	0- 2				
0- 0	0- 0	0- 0	NEUTRAL	0- 0	0- 0	0- 0				

RPI 1-25				RPI 26-50				RPI 51-100				RPI 101+ Team's RPI: 324			
RPI	S	Opponent	Score	RPI	S	Opponent	Score	RPI	S	Opponent	Score	RPI	S	Opponent	Score
6	N	Florida St.	35 98	30	A	Ohio St.	48 88	92	H	Radford	50 60	104	N	Gonzaga	41 71
9	A	Baylor	32 140	32	N	Michigan	39 76					123	H	Mercer	48 71
												167	H	Col. of Charleston	64 95
												199	H	UNC Asheville	53 68
												200	H	Akron	59 80
												216	A	ETSU	45 62
												293	H	Tennessee Tech	50 73
												320	A	Charleston So.	52 71
												335	A	High Point	43 88
												340	H	South Carolina St.	55 63
LAST 12 Division I GAMES:															
30	A	Ohio St.	48 88	320	A	Charleston So.	52 71								
123	H	Mercer	48 71	199	H	UNC Asheville	53 68								
9	A	Baylor	32 140	92	H	Radford	50 60								
200	H	Akron	59 80	335	A	High Point	43 88								
293	H	Tennessee Tech	50 73	32	N	Michigan	39 76								
104	N	Gonzaga	41 71	6	N	Florida St.	35 98								

Non-Div I Games: S.C. Aiken 64 **70** N.C. Wesleyan 89 40

Winthrop

■ Loss,
 ■ Non-Conf, S Site,
 ■ Home
 ■ Away
 N Neutral

Average RPI Win:	203	WON-LOST	WINNING	LAST 10	STRENGTH OF	OPP. STRENGTH	TEAM	ADJ.	CONF.	ADJ CONF.
Average RPI Loss:	107	RECORD	PCT. RANK	GAMES	SCHEDULE	OF SCHEDULE	RPI	RPI	RPI	RPI
DIV. I ONLY	5- 12	265	3- 7	70	99	197	197	6	6	
DIV. I NON-CONF.	5- 8	218	4- 4	76	191	177	177	6	6	
TOTALS	RPI 1-25	RPI 26-50	W-L RECORDS	RPI 51-100	RPI 101-150	RPI 150+				
5- 12	0- 0	1- 3	OVERALL	0- 4	0- 1	4- 4				
2- 7	0- 0	0- 2	HOME	0- 2	0- 1	2- 2				
2- 4	0- 0	1- 1	AWAY	0- 1	0- 0	1- 2				
1- 1	0- 0	0- 0	NEUTRAL	0- 1	0- 0	1- 0				
5- 8	0- 0	1- 1	NON-CONFERENCE	0- 4	0- 0	4- 3				
2- 5	0- 0	0- 1	HOME	0- 2	0- 0	2- 2				
2- 2	0- 0	1- 0	AWAY	0- 1	0- 0	1- 1				
1- 1	0- 0	0- 0	NEUTRAL	0- 1	0- 0	1- 0				
0- 4	0- 0	0- 2	CONFERENCE	0- 0	0- 1	0- 1				
0- 2	0- 0	0- 1	HOME	0- 0	0- 1	0- 0				
0- 2	0- 0	0- 1	AWAY	0- 0	0- 0	0- 1				
0- 0	0- 0	0- 0	NEUTRAL	0- 0	0- 0	0- 0				

RPI S	Opponent	Score	RPI S	Opponent	Score	RPI S	Opponent	Score	RPI S	Opponent	Score	Team's RPI: 197
29	A Green Bay	54 53	29	A Green Bay	54 53	59	A Charlotte	48 63	107	H Purdue	57 79	
32	H Michigan	56 73	32	H Michigan	56 73	62	H North Carolina	59 72	168	A Rutgers	52 68	
37	H Marquette	75 81	37	H Marquette	75 81	72	H Dayton	64 83	184	A Milwaukee	63 80	
46	A Minnesota	60 88	46	A Minnesota	60 88	99	N Ole Miss	44 69	187	H Idaho St.	35 42	
									195	H Butler	60 55	
									209	N Tennessee St.	80 70	
									231	H Saint Francis (PA)	100 103	
									285	H Mississippi Val.	103 61	
									299	A Illinois St.	64 46	
LAST 12 Division I GAMES:												
29	A Green Bay	54 53	107	H Purdue	57 79							
37	H Marquette	75 81	46	A Minnesota	60 88							
285	H Mississippi Val.	103 61	168	A Rutgers	52 68							
187	H Idaho St.	35 42	32	H Michigan	56 73							
299	A Illinois St.	64 46	209	N Tennessee St.	80 70							
62	H North Carolina	59 72	99	N Ole Miss	44 69							

Non-Div I Games:

Wisconsin

■ Loss,
 ■ Non-Conf,
 ■ S Site,
 ■ H Home
 ■ A Away
 N Neutral

Average RPI Win:	286	WON-LOST	WINNING	LAST 10	STRENGTH OF	OPP. STRENGTH	TEAM	ADJ.	CONF.	ADJ CONF.
Average RPI Loss:	129	RECORD	PCT. RANK	GAMES	SCHEDULE	OF SCHEDULE	RPI	RPI	RPI	RPI
DIV. I ONLY	10- 6	117	7- 3	327	255	206	206	21	21	
DIV. I NON-CONF.	8- 5	124	6- 3	324	248	184	184	22	22	
TOTALS	RPI 1-25	RPI 26-50	W-L RECORDS	RPI 51-100	RPI 101-150	RPI 150+				
10- 6	0- 0	0- 1	OVERALL	0- 2	0- 0	10- 3				
5- 1	0- 0	0- 0	HOME	0- 0	0- 0	5- 1				
5- 3	0- 0	0- 1	AWAY	0- 0	0- 0	5- 2				
0- 2	0- 0	0- 0	NEUTRAL	0- 2	0- 0	0- 0				
8- 5	0- 0	0- 1	NON-CONFERENCE	0- 2	0- 0	8- 2				
3- 0	0- 0	0- 0	HOME	0- 0	0- 0	3- 0				
5- 3	0- 0	0- 1	AWAY	0- 0	0- 0	5- 2				
0- 2	0- 0	0- 0	NEUTRAL	0- 2	0- 0	0- 0				
2- 1	0- 0	0- 0	CONFERENCE	0- 0	0- 0	2- 1				
2- 1	0- 0	0- 0	HOME	0- 0	0- 0	2- 1				
0- 0	0- 0	0- 0	AWAY	0- 0	0- 0	0- 0				
0- 0	0- 0	0- 0	NEUTRAL	0- 0	0- 0	0- 0				

RPI S	Opponent	Score	RPI S	Opponent	Score	RPI S	Opponent	Score	RPI S	Opponent	Score	Team's RPI: 206
36	A North Carolina St.	40 80	57	N Jacksonville	60 66	162	A Omaha	64 89	199	A UNC Asheville	65 84	
			70	N Florida	51 74	237	A UNCW	71 67	243	H Gardner-Webb	75 66	
						247	H Furman	49 69	249	A North Florida	79 60	
						250	H Coastal Caro.	67 62	269	H UNCG	54 48	
						296	H Western Caro.	68 59	320	A Charleston So.	59 45	
						322	A Kennesaw St.	78 49	336	A N.C. Central	64 54	
						340	H South Carolina St.	66 65				
LAST 12 Division I GAMES:												
57	N Jacksonville	60 66	247	H Furman	49 69							
249	A North Florida	79 60	269	H UNCG	54 48							
320	A Charleston So.	59 45	296	H Western Caro.	68 59							
237	A UNCW	71 67	322	A Kennesaw St.	78 49							
199	A UNC Asheville	65 84	336	A N.C. Central	64 54							
250	H Coastal Caro.	67 62	70	N Florida	51 74							

Non-Div I Games: Erskine 116 74

Wofford

RPI 1-25				RPI 26-50				RPI 51-100				RPI 101+				Team's RPI: 159	
RPI	S	Opponent	Score	RPI	S	Opponent	Score	RPI	S	Opponent	Score	RPI	S	Opponent	Score		
				29	A	Green Bay	41 62					131	N	Clemson	51 75		
				45	N	Georgetown	60 67					144	H	Kent St.	69 79		
												173	H	Cleveland St.	84 63		
												182	A	Illinois	72 76		
												184	A	Milwaukee	69 51		
												223	H	Miami (OH)	65 57		
												264	A	Northern Ky.	70 63		
												293	A	Tennessee Tech	65 54		
												303	A	Eastern Ill.	71 61		
												305	H	Eastern Ky.	85 73		
												323	H	Fort Wayne	62 51		
												327	A	Chicago St.	71 65		
												329	H	Youngstown St.	71 58		
LAST 12 Division I GAMES:																	
				184	A	Milwaukee	69 51					264	A	Northern Ky.	70 63		
				223	H	Miami (OH)	65 57					173	H	Cleveland St.	84 63		
				323	H	Fort Wayne	62 51					329	H	Youngstown St.	71 58		
				305	H	Eastern Ky.	85 73					29	A	Green Bay	41 62		
				182	A	Illinois	72 76					131	N	Clemson	51 75		
				144	H	Kent St.	69 79					45	N	Georgetown	60 67		

Non-Div I Games:	Grace (IN)	87	56	Cincinnati Christian	85	61
------------------	------------	----	----	----------------------	----	----

Page 345

Wyoming

Through Games Of Jan. 15, 2017

Average RPI Win:	217	WON-LOST	WINNING	LAST 10	STRENGTH OF	OPP. STRENGTH	TEAM	ADJ.	CONF.	ADJ CONF.
Average RPI Loss:	69	RECORD	PCT. RANK	GAMES	SCHEDULE	OF SCHEDULE	RPI	RPI	RPI	RPI
DIV. I ONLY	11- 3	29	9- 1	234	159	94	94	13	13	
DIV. I NON-CONF.	6- 3	96	4- 2	254	153	141	141	15	15	
TOTALS	RPI 1-25	RPI 26-50	W-L RECORDS	RPI 51-100	RPI 101-150	RPI 150+				
11- 3	0- 0	1- 2	OVERALL	2- 0	1- 1	7- 0				
6- 1	0- 0	1- 0	HOME	1- 0	1- 1	3- 0				
5- 2	0- 0	0- 2	AWAY	1- 0	0- 0	4- 0				
0- 0	0- 0	0- 0	NEUTRAL	0- 0	0- 0	0- 0				
6- 3	0- 0	1- 2	NON-CONFERENCE	1- 0	0- 1	4- 0				
4- 1	0- 0	1- 0	HOME	0- 0	0- 1	3- 0				
2- 2	0- 0	0- 2	AWAY	1- 0	0- 0	1- 0				
0- 0	0- 0	0- 0	NEUTRAL	0- 0	0- 0	0- 0				
5- 0	0- 0	0- 0	CONFERENCE	1- 0	1- 0	3- 0				
2- 0	0- 0	0- 0	HOME	1- 0	1- 0	0- 0				
3- 0	0- 0	0- 0	AWAY	0- 0	0- 0	3- 0				
0- 0	0- 0	0- 0	NEUTRAL	0- 0	0- 0	0- 0				

RPI 1-25				RPI 26-50				RPI 51-100				Team's RPI: 94		RPI 101+			
RPI	S	Opponent	Score	RPI	S	Opponent	Score	RPI	S	Opponent	Score			RPI	S	Opponent	Score
				35	A	Drake	50 63	55	H	UNLV	79 57			132	H	Idaho	71 74
				40	A	Michigan St.	51 63	85	A	Colorado	82 75			150	H	Fresno St.	70 48
				42	H	South Dakota	69 62							225	A	Utah St.	71 48
														242	H	Southern Utah	68 48
														289	A	Nevada	72 59
														309	H	Denver	59 49
														314	A	Air Force	66 54
														331	A	Montana	67 42
														347	H	Cal St. Fullerton	61 26
LAST 12 Division I GAMES:																	
				314	A	Air Force	66 54	289	A	Nevada	72 59						
				85	A	Colorado	82 75	225	A	Utah St.	71 48						
				331	A	Montana	67 42	150	H	Fresno St.	70 48						
				132	H	Idaho	71 74	55	H	UNLV	79 57						
				42	H	South Dakota	69 62	35	A	Drake	50 63						
				242	H	Southern Utah	68 48	347	H	Cal St. Fullerton	61 26						

Non-Div I Games: Adams St. 79 40 Chadron St. 74 50

Wyoming

■ Loss,
 ■ Non-Conf, S Site,
 ■ Home
 ■ Away
 N Neutral

Average RPI Win:	224	WON-LOST	WINNING	LAST 10	STRENGTH OF	OPP. STRENGTH	TEAM	ADJ.	CONF.	ADJ CONF.
Average RPI Loss:	71	RECORD	PCT. RANK	GAMES	SCHEDULE	OF SCHEDULE	RPI	RPI	RPI	RPI
DIV. I ONLY	10- 8	143	3- 7	142	101	137	137	7	7	
DIV. I NON-CONF.	8- 3	67	2- 3	239	207	127	127	7	7	
TOTALS	RPI 1-25	RPI 26-50	W-L RECORDS	RPI 51-100	RPI 101-150	RPI 150+				
10- 8	0- 2	1- 2	OVERALL	0- 2	1- 1	8- 1				
7- 2	0- 0	1- 0	HOME	0- 1	0- 0	6- 1				
2- 4	0- 1	0- 2	AWAY	0- 1	1- 0	1- 0				
1- 2	0- 1	0- 0	NEUTRAL	0- 0	0- 1	1- 0				
8- 3	0- 1	1- 0	NON-CONFERENCE	0- 1	0- 1	7- 0				
6- 0	0- 0	1- 0	HOME	0- 0	0- 0	5- 0				
1- 1	0- 0	0- 0	AWAY	0- 1	0- 0	1- 0				
1- 2	0- 1	0- 0	NEUTRAL	0- 0	0- 1	1- 0				
2- 5	0- 1	0- 2	CONFERENCE	0- 1	1- 0	1- 1				
1- 2	0- 0	0- 0	HOME	0- 1	0- 0	1- 1				
1- 3	0- 1	0- 2	AWAY	0- 0	1- 0	0- 0				
0- 0	0- 0	0- 0	NEUTRAL	0- 0	0- 0	0- 0				

RPI 1-25				RPI 26-50				RPI 51-100				RPI 101+ Team's RPI: 137			
RPI	S	Opponent	Score	RPI	S	Opponent	Score	RPI	S	Opponent	Score	RPI	S	Opponent	Score
15	A	DePaul	69 85	32	H	Michigan	61 58	66	A	Wake Forest	45 58	128	N	Southern Miss.	59 73
23	N	Oklahoma	69 81	37	A	Marquette	61 85	68	H	St. John's (NY)	48 65	145	A	Providence	54 51
				38	A	Creighton	52 63					161	A	Cincinnati	72 61
												186	H	Seton Hall	72 64
												195	H	Butler	62 65
												209	H	Tennessee St.	63 54
												249	H	North Florida	83 46
												276	H	Southeast Mo. St.	54 48
												322	N	Kennesaw St.	75 52
												330	H	Ark.-Pine Bluff	62 41
												332	H	Delaware St.	86 53
LAST 12 Division I GAMES:															
68	H	St. John's (NY)	48 65	15	A	DePaul	69 85								
38	A	Creighton	52 63	37	A	Marquette	61 85								
145	A	Providence	54 51	195	H	Butler	62 65								
322	N	Kennesaw St.	75 52	186	H	Seton Hall	72 64								
128	N	Southern Miss.	59 73	161	A	Cincinnati	72 61								
23	N	Oklahoma	69 81	66	A	Wake Forest	45 58								

Non-Div I Games:

Xavier

■ Loss,
■ Non-Conf,
■ S Site,
■ H Home
■ A Away
N Neutral

Average RPI Win:	256	WON-LOST	WINNING	LAST 10	STRENGTH OF	OPP. STRENGTH	TEAM	ADJ.	CONF.	ADJ CONF.
Average RPI Loss:	153	RECORD	PCT. RANK	GAMES	SCHEDULE	OF SCHEDULE	RPI	RPI	RPI	RPI
DIV. I ONLY	9- 6	129	6- 4	280	245	143	143	9	9	
DIV. I NON-CONF.	9- 4	85	8- 2	302	250	144	144	9	9	
TOTALS	RPI 1-25	RPI 26-50	W-L RECORDS	RPI 51-100	RPI 101-150	RPI 150+				
9- 6	0- 1	0- 0	OVERALL	0- 0	1- 1	8- 4				
3- 1	0- 0	0- 0	HOME	0- 0	0- 0	3- 1				
6- 5	0- 1	0- 0	AWAY	0- 0	1- 1	5- 3				
0- 0	0- 0	0- 0	NEUTRAL	0- 0	0- 0	0- 0				
9- 4	0- 1	0- 0	NON-CONFERENCE	0- 0	1- 0	8- 3				
3- 1	0- 0	0- 0	HOME	0- 0	0- 0	3- 1				
6- 3	0- 1	0- 0	AWAY	0- 0	1- 0	5- 2				
0- 0	0- 0	0- 0	NEUTRAL	0- 0	0- 0	0- 0				
0- 2	0- 0	0- 0	CONFERENCE	0- 0	0- 1	0- 1				
0- 0	0- 0	0- 0	HOME	0- 0	0- 0	0- 0				
0- 2	0- 0	0- 0	AWAY	0- 0	0- 1	0- 1				
0- 0	0- 0	0- 0	NEUTRAL	0- 0	0- 0	0- 0				

RPI 1-25				RPI 26-50				RPI 51-100				RPI 101+ Team's RPI: 143			
RPI	S	Opponent	Score	RPI	S	Opponent	Score	RPI	S	Opponent	Score	RPI	S	Opponent	Score
11	A	Stanford	44 102									102	A	New Hampshire	64 58
												141	A	Penn	55 66
												153	H	Boston College	64 71
												171	H	Albany (NY)	64 53
												176	A	Army West Point	55 59
												192	H	Binghamton	57 48
												205	A	Princeton	62 74
												232	A	Manhattan	57 63
												259	A	UC Santa Barbara	64 60
												291	H	Vermont	77 48
												299	A	Illinois St.	59 45
												315	A	Holy Cross	71 70
												334	A	LIU Brooklyn	75 44
												344	A	Wagner	66 52
LAST 12 Division I GAMES:															
102	A	New Hampshire	64 58	205	A	Princeton	62 74								
153	H	Boston College	64 71	141	A	Penn	55 66								
171	H	Albany (NY)	64 53	259	A	UC Santa Barbara	64 60								
334	A	LIU Brooklyn	75 44	11	A	Stanford	44 102								
344	A	Wagner	66 52	299	A	Illinois St.	59 45								
315	A	Holy Cross	71 70	291	H	Vermont	77 48								

Non-Div I Games:

Yale

■ Loss,
 ■ Non-Conf, S Site,
 ■ Home
 ■ Away
 N Neutral

Team Record				Through Games of Jan. 15, 1917						
Average RPI Win:	284	WON-LOST	WINNING	LAST 10	STRENGTH OF	OPP. STRENGTH	TEAM	ADJ.	CONF.	ADJ CONF.
Average RPI Loss:	190	RECORD	PCT. RANK	GAMES	SCHEDULE	OF SCHEDULE	RPI	RPI	RPI	RPI
DIV. I ONLY	4- 10	272	3- 6	324	224	329	329	22	22	
DIV. I NON-CONF.	2- 7	284	1- 4	312	193	332	332	21	21	

TOTALS	RPI 1-25		RPI 26-50	W-L RECORDS	RPI 51-100		RPI 101-150		RPI 150+	
4- 10	0- 0		0- 0	OVERALL	0- 0		0- 3		4- 7	
3- 3	0- 0		0- 0	HOME	0- 0		0- 1		3- 2	
0- 7	0- 0		0- 0	AWAY	0- 0		0- 2		0- 5	
1- 0	0- 0		0- 0	NEUTRAL	0- 0		0- 0		1- 0	
2- 7	0- 0		0- 0	NON-CONFERENCE	0- 0		0- 3		2- 4	
1- 3	0- 0		0- 0	HOME	0- 0		0- 1		1- 2	
0- 4	0- 0		0- 0	AWAY	0- 0		0- 2		0- 2	
1- 0	0- 0		0- 0	NEUTRAL	0- 0		0- 0		1- 0	
2- 3	0- 0		0- 0	CONFERENCE	0- 0		0- 0		2- 3	
2- 0	0- 0		0- 0	HOME	0- 0		0- 0		2- 0	
0- 3	0- 0		0- 0	AWAY	0- 0		0- 0		0- 3	
0- 0	0- 0		0- 0	NEUTRAL	0- 0		0- 0		0- 0	

RPI 1-25				RPI 26-50				RPI 51-100				RPI 101+				Team's RPI: 329	
RPI	S	Opponent	Score	RPI	S	Opponent	Score	RPI	S	Opponent	Score	RPI	S	Opponent	Score		
												106	H	Cornell	75	80	
												127	A	Pittsburgh	50	63	
												144	A	Kent St.	60	75	
												159	A	Wright St.	58	71	
												173	A	Cleveland St.	68	71	
												200	H	Akron	74	76	
												201	H	American	64	77	
												231	H	Saint Francis (PA)	69	68	
												241	A	Hawaii	50	72	
												264	A	Northern Ky.	81	87	
												280	N	Sacramento St.	102	94	
												286	A	Northern Ariz.	49	70	
												308	H	Ill.-Chicago	70	54	
												316	H	Valparaiso	76	70	
LAST 12 Division I GAMES:																	
				173	A	Cleveland St.	68	71		316	H	Valparaiso	76	70			
				106	H	Cornell	75	80		308	H	Ill.-Chicago	70	54			
				144	A	Kent St.	60	75		264	A	Northern Ky.	81	87			
				200	H	Akron	74	76		159	A	Wright St.	58	71			
				231	H	Saint Francis (PA)	69	68		280	N	Sacramento St.	102	94			
				286	A	Northern Ariz.	49	70		241	A	Hawaii	50	72			

Non-Div I Games:	Point Park	84	71	Tiffin	84	62
------------------	------------	----	----	--------	----	----

Youngstown St.

Loss, Non-Conf, S Site, H Home A Away N Neutral