

Average RPI Win: 293 WON-LOST WINNING LAST 10 STRENGTH OF OPP. STRENGTH TEAM ADJ. CONF. ADJ CONF.  
Average RPI Loss: 163 RECORD PCT. RANK GAMES SCHEDULE OF SCHEDULE RPI RPI RPI RPI

DIV. I ONLY	4- 6	224	6-4	327	249	289	289	26	26
DIV. I NON-CONF.	2- 5	264	0- 0	293	243	308	308	22	22
TOTALS	RPI 1-25	RPI 26-50	W-L RECORDS	RPI 51-100	RPI 101-150	RPI 150+			
4- 6	0- 0	0- 0	OVERALL	0- 1	0- 2	4- 3			
1- 3	0- 0	0- 0	HOME	0- 0	0- 1	1- 2			
2- 2	0- 0	0- 0	AWAY	0- 1	0- 1	2- 0			
1- 1	0- 0	0- 0	NEUTRAL	0- 0	0- 0	1- 1			
2- 5	0- 0	0- 0	NON-CONFERENCE	0- 0	0- 2	2- 3			
0- 3	0- 0	0- 0	HOME	0- 0	0- 1	0- 2			
1- 1	0- 0	0- 0	AWAY	0- 0	0- 1	1- 0			
1- 1	0- 0	0- 0	NEUTRAL	0- 0	0- 0	1- 1			
2- 1	0- 0	0- 0	CONFERENCE	0- 1	0- 0	2- 0			
1- 0	0- 0	0- 0	HOME	0- 0	0- 0	1- 0			
1- 1	0- 0	0- 0	AWAY	0- 1	0- 0	1- 0			
0- 0	0- 0	0- 0	NEUTRAL	0- 0	0- 0	0- 0			

RPI 1-25	RPI 26-50	RPI 51-100	RPI 101+	Team's RPI: 289
RPI S Opponent Score	RPI S Opponent Score	RPI S Opponent Score	RPI S Opponent Score	
		76 A Lamar Uni versi ty 58 76	140 A Texas Tech 61 78	
			144 H Texas St. 53 60	
			186 H New Mexico St. 65 67	
			193 N Prairie View 59 67	
			240 A UTRGV 59 49	
			240 H UTRGV 57 70	
			276 N Loui si ana 64 63	
			326 A Central Ark. 73 65	
			329 H Northwestern St. 79 55	
LAST 12 Division I GAMES:				
329 H Northwestern St. 79 55	276 N Loui si ana 64 63			
76 A Lamar Uni versi ty 58 76	144 H Texas St. 53 60			
326 A Central Ark. 73 65	140 A Texas Tech 61 78			
186 H New Mexico St. 65 67	240 A UTRGV 59 49			
240 H UTRGV 57 70				
193 N Prairie View 59 67				

Non-Div I Games: Schreiner 64 34 UNKNOWN 78 40 Tex. A&M Int'l 84 36 Texas Lutheran 73 49 A&M-Corpus Christi

Loss, Non-Conf, S Site, H Home A Away N Neutral

Average RPI Win:	256	WON-LOST	WINNING	LAST 10	STRENGTH OF	OPP. STRENGTH	TEAM	ADJ.	CONF.	ADJ CONF.
Average RPI Loss:	124	RECORD	PCT. RANK	GAMES	SCHEDULE	OF SCHEDULE	RPI	RPI	RPI	RPI

DIV. I ONLY	6- 5	145	5-5	256	229	169	169	26	26
DIV. I NON-CONF.	3- 4	199	0- 0	120	176	123	123	22	22
TOTALS	RPI 1-25	RPI 26-50	W-L RECORDS	RPI 51-100	RPI 101-150	RPI 150+			
6- 5	0- 0	0- 0	OVERALL	0- 2	0- 2	6- 1			
1- 1	0- 0	0- 0	HOME	0- 1	0- 0	1- 0			
4- 4	0- 0	0- 0	AWAY	0- 1	0- 2	4- 1			
1- 0	0- 0	0- 0	NEUTRAL	0- 0	0- 0	1- 0			
3- 4	0- 0	0- 0	NON-CONFERENCE	0- 2	0- 2	3- 0			
0- 1	0- 0	0- 0	HOME	0- 1	0- 0	0- 0			
2- 3	0- 0	0- 0	AWAY	0- 1	0- 2	2- 0			
1- 0	0- 0	0- 0	NEUTRAL	0- 0	0- 0	1- 0			
3- 1	0- 0	0- 0	CONFERENCE	0- 0	0- 0	3- 1			
1- 0	0- 0	0- 0	HOME	0- 0	0- 0	1- 0			
2- 1	0- 0	0- 0	AWAY	0- 0	0- 0	2- 1			
0- 0	0- 0	0- 0	NEUTRAL	0- 0	0- 0	0- 0			

RPI 1-25				RPI 26-50				RPI 51-100				RPI 101+				Team's RPI: 169	
RPI	S	Opponent	Score	RPI	S	Opponent	Score	RPI	S	Opponent	Score	RPI	S	Opponent	Score		
								55	H	Arkansas	68	80	121	A	Tulsa	63	75
								88	A	FGCU	65	81	140	A	Texas Tech	54	105
													186	A	New Mexico St.	58	46
													214	A	Sam Houston St.	91	79
													217	A	Southeastern La.	71	74
													221	N	Texas Southern	81	39
													270	A	UTEP	70	69
													298	A	New Orleans	59	52
													345	H	McNeese	109	52
LAST 12 Division I GAMES:																	
				214	A	Sam Houston St.	91	79	217	A	Southeastern La.	71	74				
				298	A	New Orleans	59	52	345	H	McNeese	109	52				
				140	A	Texas Tech	54	105	270	A	UTEP	70	69				
				88	A	FGCU	65	81	221	N	Texas Southern	81	39				
				55	H	Arkansas	68	80	186	A	New Mexico St.	58	46				
				121	A	Tulsa	63	75									

Non-Div I Games: Eastern N.M. 78 46 Southwest (NM) 90 47 Howard Payne 98 43 Schreiner 90 43 Abilene Christian

Average RPI Win:	229	WON-LOST	WINNING	LAST 10	STRENGTH OF	OPP. STRENGTH	TEAM	ADJ.	CONF.	ADJ CONF.
Average RPI Loss:	129	RECORD	PCT. RANK	GAMES	SCHEDULE	OF SCHEDULE	RPI	RPI	RPI	RPI
DIV. I ONLY	4- 10	271	2-8	90	201	213	213	12	12	
DIV. I NON-CONF.	3- 7	256	0- 0	96	253	210	210	11	11	
-----										
TOTALS	RPI 1-25	RPI 26-50	W-L RECORDS	RPI 51-100	RPI 101-150	RPI 150+				
4- 10	0- 1	0- 1	OVERALL	1- 2	0- 2	3- 4				
3- 3	0- 0	0- 0	HOME	1- 0	0- 1	2- 2				
1- 7	0- 1	0- 1	AWAY	0- 2	0- 1	1- 2				
0- 0	0- 0	0- 0	NEUTRAL	0- 0	0- 0	0- 0				
3- 7	0- 1	0- 1	NON-CONFERENCE	1- 1	0- 1	2- 3				
2- 2	0- 0	0- 0	HOME	1- 0	0- 0	1- 2				
1- 5	0- 1	0- 1	AWAY	0- 1	0- 1	1- 1				
0- 0	0- 0	0- 0	NEUTRAL	0- 0	0- 0	0- 0				
1- 3	0- 0	0- 0	CONFERENCE	0- 1	0- 1	1- 1				
1- 1	0- 0	0- 0	HOME	0- 0	0- 1	1- 0				
0- 2	0- 0	0- 0	AWAY	0- 1	0- 0	0- 1				
0- 0	0- 0	0- 0	NEUTRAL	0- 0	0- 0	0- 0				

RPI 1-25				RPI 26-50				RPI 51-100				RPI 101+				Team's RPI: 213
RPI	S	Opponent	Score	RPI	S	Opponent	Score	RPI	S	Opponent	Score	RPI	S	Opponent	Score	
5	A	Oregon	36 82	29	A	Northeastern	41 54	56	A	New Mexico	57 78	142	H	Utah St.	44 48	
								82	H	Northern Colo.	69 57	143	A	Portland	60 79	
								97	A	Minnesota	50 67	161	A	Denver	66 92	
												177	H	Colorado St.	63 48	
												201	H	Navy	47 54	
												203	A	San Diego St.	61 70	
												248	H	George Mason	71 78	
												308	A	Army West Point	71 60	
												349	H	Fairleigh Dickinson	85 37	
LAST 12 Division I GAMES:																
56	A	New Mexico	57 78	203	A	San Diego St.	61 70									
5	A	Oregon	36 82	177	H	Colorado St.	63 48									
143	A	Portland	60 79	142	H	Utah St.	44 48									
201	H	Navy	47 54	29	A	Northeastern	41 54									
97	A	Minnesota	50 67	308	A	Army West Point	71 60									
82	H	Northern Colo.	69 57	349	H	Fairleigh Dickinson	85 37									

Non-Div I Games: Western St. 72 54

Air Force

Loss, 
Non-Conf, S Site, 
H Home
A Away 
N Neutral

Average RPI Win: 275

Average RPI Loss: 51

WON-LOST  
RECORDWINNING  
PCT. RANKLAST 10  
GAMESSTRENGTH OF  
SCHEDULEOPP. STRENGTH  
OF SCHEDULETEAM  
RPIADJ.  
RPICONF.  
RPIADJ CONF.  
RPIDIV. I ONLY  
DIV. I NON-CONF.10- 3  
8- 247  
518-2  
0- 0315  
341206  
190155  
192155  
1928  
88  
8

TOTALS

RPI 1-25

RPI 26-50

W-L RECORDS

RPI 51-100

RPI 101-150

RPI 150+

10- 3

0- 2

0- 0

OVERALL

0- 0

0- 1

10- 0

4- 1

0- 1

0- 0

HOME

0- 0

0- 0

4- 0

2- 2

0- 1

0- 0

AWAY

0- 0

0- 1

2- 0

4- 0

0- 0

0- 0

NEUTRAL

0- 0

0- 0

4- 0

8- 2

0- 1

0- 0

NON-CONFERENCE

0- 0

0- 1

8- 0

3- 1

0- 1

0- 0

HOME

0- 0

0- 0

3- 0

1- 1

0- 0

0- 0

AWAY

0- 0

0- 1

1- 0

4- 0

0- 0

0- 0

NEUTRAL

0- 0

0- 0

4- 0

2- 1

0- 1

0- 0

CONFERENCE

0- 0

0- 0

2- 0

1- 0

0- 0

0- 0

HOME

0- 0

0- 0

1- 0

1- 1

0- 1

0- 0

AWAY

0- 0

0- 0

1- 0

0- 0

0- 0

0- 0

NEUTRAL

0- 0

0- 0

0- 0

RPI 1-25

RPI 26-50

RPI 51-100

RPI 101+

Team's RPI: 155

RPI	S	Opponent	Score
17	H	Butler	47 63
18	A	Central Mich.	71 94

RPI	S	Opponent	Score
-----	---	----------	-------

RPI	S	Opponent	Score
-----	---	----------	-------

RPI	S	Opponent	Score
119	A	Youngstown St.	61 72
206	H	Bowling Green	74 71
212	H	St. Bonaventure	67 58
266	A	N. C. A&T	49 36
267	N	Northern Ky.	77 60
270	N	UTEP	64 57
281	N	Oakland	85 65
295	A	Western Mich.	72 59
301	H	Canisius	62 53
322	H	Eastern Ky.	63 54
331	N	Jackson St.	74 57

LAST 12 Division I GAMES:

270	N	UTEP	64	57	206	H	Bowling Green	74	71
331	N	Jackson St.	74	57	295	A	Western Mich.	72	59
301	H	Canisius	62	53	18	A	Central Mich.	71	94
17	H	Butler	47	63	119	A	Youngstown St.	61	72
212	H	St. Bonaventure	67	58	267	N	Northern Ky.	77	60
322	H	Eastern Ky.	63	54	281	N	Oakland	85	65

Non-Div I Games:

Malone

63 44

Akron

Loss, 
 Non-Conf, S Site, 
 H Home
A Away 
 N Neutral

Average RPI Win:	180	WON-LOST	WINNING	LAST 10	STRENGTH OF	OPP. STRENGTH	TEAM	ADJ.	CONF.	ADJ CONF.
Average RPI Loss:	80	RECORD	PCT. RANK	GAMES	SCHEDULE	OF SCHEDULE	RPI	RPI	RPI	RPI
DIV. I ONLY	9- 8	161	4-6	42	118	114	114	6	6	
DIV. I NON-CONF.	8- 5	120	0- 1	73	171	96	96	6	6	
-----										
TOTALS	RPI 1-25	RPI 26-50	W-L RECORDS	RPI 51-100	RPI 101-150	RPI 150+				
9- 8	0- 1	1- 4	OVERALL	1- 0	1- 2	6- 1				
7- 2	0- 0	1- 1	HOME	1- 0	0- 0	5- 1				
1- 3	0- 1	0- 2	AWAY	0- 0	0- 0	1- 0				
1- 3	0- 0	0- 1	NEUTRAL	0- 0	1- 2	0- 0				
8- 5	0- 0	1- 2	NON-CONFERENCE	1- 0	1- 2	5- 1				
6- 1	0- 0	1- 0	HOME	1- 0	0- 0	4- 1				
1- 1	0- 0	0- 1	AWAY	0- 0	0- 0	1- 0				
1- 3	0- 0	0- 1	NEUTRAL	0- 0	1- 2	0- 0				
1- 3	0- 1	0- 2	CONFERENCE	0- 0	0- 0	1- 0				
1- 1	0- 0	0- 1	HOME	0- 0	0- 0	1- 0				
0- 2	0- 1	0- 1	AWAY	0- 0	0- 0	0- 0				
0- 0	0- 0	0- 0	NEUTRAL	0- 0	0- 0	0- 0				

RPI 1-25				RPI 26-50				RPI 51-100				RPI 101+				Team's RPI: 114
RPI	S	Opponent	Score	RPI	S	Opponent	Score	RPI	S	Opponent	Score	RPI	S	Opponent	Score	
25	A	South Carolina	59 62	38	A	Texas A&M	43 70	74	H	Tulane	69 58	113	N	Virginia	64 52	
				40	N	Miami (FL)	74 101					121	N	Tulsa	73 80	
				43	A	Utah	62 72					149	N	Louisiana Tech	62 79	
				44	H	Clemson	76 56					175	H	South Alabama	67 72	
				47	H	Auburn	56 66					180	H	Grambling	73 55	
												202	H	Florida	74 67	
												217	H	Southeastern La.	88 40	
												224	H	Stetson	59 47	
												239	A	SMU	62 61	
												329	H	Northwestern St.	87 73	
-----																
LAST 12 Division I GAMES:																
25	A	South Carolina	59 62	149	N	Louisiana Tech	62 79	38	A	Texas A&M	43 70	113	N	Virginia	64 52	
202	H	Florida	74 67	47	H	Auburn	56 66	74	H	Tulane	69 58	121	N	Tulsa	73 80	
40	N	Miami (FL)	74 101	175	H	South Alabama	67 72	224	H	Stetson	59 47	149	N	Louisiana Tech	62 79	
113	N	Virginia	64 52	121	N	Tulsa	73 80					175	H	South Alabama	67 72	
329	H	Northwestern St.	87 73									180	H	Grambling	73 55	
74	H	Tulane	69 58									202	H	Florida	74 67	

Non-Div I Games:

Alabama

Loss, 
Non-Conf, 
S Site, 
H Home
A Away
N Neutral

Average RPI Win:	278	WON-LOST	WINNING	LAST 10	STRENGTH OF	OPP. STRENGTH	TEAM	ADJ.	CONF.	ADJ CONF.
Average RPI Loss:	200	RECORD	PCT. RANK	GAMES	SCHEDULE	OF SCHEDULE	RPI	RPI	RPI	RPI
DIV. I ONLY	8- 7	151	7-3	330	323	255	255	29	29	
DIV. I NON-CONF.	5- 6	177	0- 0	269	329	239	239	26	26	
-----										
TOTALS	RPI 1-25	RPI 26-50	W-L RECORDS	RPI 51-100	RPI 101-150	RPI 150+				
8- 7	0- 0	0- 1	OVERALL	0- 0	0- 1	8- 5				
3- 3	0- 0	0- 0	HOME	0- 0	0- 0	3- 3				
4- 4	0- 0	0- 1	AWAY	0- 0	0- 1	4- 2				
1- 0	0- 0	0- 0	NEUTRAL	0- 0	0- 0	1- 0				
5- 6	0- 0	0- 1	NON-CONFERENCE	0- 0	0- 1	5- 4				
2- 2	0- 0	0- 0	HOME	0- 0	0- 0	2- 2				
2- 4	0- 0	0- 1	AWAY	0- 0	0- 1	2- 2				
1- 0	0- 0	0- 0	NEUTRAL	0- 0	0- 0	1- 0				
3- 1	0- 0	0- 0	CONFERENCE	0- 0	0- 0	3- 1				
1- 1	0- 0	0- 0	HOME	0- 0	0- 0	1- 1				
2- 0	0- 0	0- 0	AWAY	0- 0	0- 0	2- 0				
0- 0	0- 0	0- 0	NEUTRAL	0- 0	0- 0	0- 0				

RPI 1-25				RPI 26-50				RPI 51-100				RPI 101+ Team's RPI: 255			
RPI	S	Opponent	Score	RPI	S	Opponent	Score	RPI	S	Opponent	Score	RPI	S	Opponent	Score
				49	A	Kansas	54 65					150	A	Illinois	60 88
												170	A	UAB	47 82
												180	H	Grambling	51 63
												192	H	Jacksonville St.	48 55
												217	H	Southeastern La.	51 48
												218	N	Jacksonville	65 60
												249	A	Murray St.	59 53
												269	A	Mississippi Val.	80 60
												286	A	North Florida	63 62
												314	H	Tennessee St.	67 57
												324	H	Lipscomb	58 62
												331	H	Jackson St.	58 55
												334	A	Austin Peay	58 75
												341	A	Ark.-Pine Bluff	78 52
LAST 12 Division I GAMES:															
331	H	Jackson St.	58 55	341	A	Ark.-Pine Bluff	78 52								
218	N	Jacksonville	65 60	269	A	Mississippi Val.	80 60								
286	A	North Florida	63 62	180	H	Grambling	51 63								
217	H	Southeastern La.	51 48	249	A	Murray St.	59 53								
192	H	Jacksonville St.	48 55	170	A	UAB	47 82								
334	A	Austin Peay	58 75	49	A	Kansas	54 65								

Non-Div I Games:

Alabama A&amp;M

Average RPI Win:	336	WON-LOST	WINNING	LAST 10	STRENGTH OF	OPP. STRENGTH	TEAM	ADJ.	CONF.	ADJ CONF.
Average RPI Loss:	131	RECORD	PCT. RANK	GAMES	SCHEDULE	OF SCHEDULE	RPI	RPI	RPI	RPI
DIV. I ONLY	2- 12	322	3-7	81	276	263	263	29	29	
DIV. I NON-CONF.	0- 10	336	0- 0	3	273	219	219	26	26	
-----										
TOTALS	RPI 1-25	RPI 26-50	W-L RECORDS	RPI 51-100	RPI 101-150	RPI 150+				
2- 12	0- 1	0- 3	OVERALL	0- 1	0- 0	2- 7				
1- 4	0- 1	0- 0	HOME	0- 0	0- 0	1- 3				
1- 8	0- 0	0- 3	AWAY	0- 1	0- 0	1- 4				
0- 0	0- 0	0- 0	NEUTRAL	0- 0	0- 0	0- 0				
0- 10	0- 1	0- 3	NON-CONFERENCE	0- 1	0- 0	0- 5				
0- 3	0- 1	0- 0	HOME	0- 0	0- 0	0- 2				
0- 7	0- 0	0- 3	AWAY	0- 1	0- 0	0- 3				
0- 0	0- 0	0- 0	NEUTRAL	0- 0	0- 0	0- 0				
2- 2	0- 0	0- 0	CONFERENCE	0- 0	0- 0	2- 2				
1- 1	0- 0	0- 0	HOME	0- 0	0- 0	1- 1				
1- 1	0- 0	0- 0	AWAY	0- 0	0- 0	1- 1				
0- 0	0- 0	0- 0	NEUTRAL	0- 0	0- 0	0- 0				

RPI 1-25				RPI 26-50				RPI 51-100				RPI 101+ Team's RPI: 263			
RPI	S	Opponent	Score	RPI	S	Opponent	Score	RPI	S	Opponent	Score	RPI	S	Opponent	Score
25	H	South Carolina	38 94	31	A	Kentucky	35 87	86	A	Troy	46 116	165	A	Xavier	58 87
				33	A	Georgia Tech	42 69					170	H	UAB	47 62
				47	A	Auburn	50 83					172	A	North Ala.	42 68
												175	A	South Alabama	65 77
												180	H	Grambling	72 80
												216	H	Samford	51 60
												269	A	Mississippi Val.	62 64
												331	H	Jackson St.	74 67
												341	A	Ark.-Pine Bluff	58 56
-----															
LAST 12 Division I GAMES:															
180	H	Grambling	72 80	269	A	Mississippi Val.	62 64	341	A	Ark.-Pine Bluff	58 56	331	H	Jackson St.	74 67
47	A	Auburn	50 83					86	A	Troy	46 116				
165	A	Xavier	58 87					172	A	North Ala.	42 68				
170	H	UAB	47 62					216	H	Samford	51 60				
175	A	South Alabama	65 77												
33	A	Georgia Tech	42 69												

Non-Div I Games:

Mobile

69 63

Alabama St.

Loss, 
Non-Conf, S Site, 
H Home
A Away 
N Neutral

Average RPI Win:	281	WON-LOST	WINNING	LAST 10	STRENGTH OF	OPP. STRENGTH	TEAM	ADJ.	CONF.	ADJ CONF.
Average RPI Loss:	194	RECORD	PCT. RANK	GAMES	SCHEDULE	OF SCHEDULE	RPI	RPI	RPI	RPI
DIV. I ONLY	4- 12	292	3-7	252	309	296	296	23	23	
DIV. I NON-CONF.	3- 10	278	0- 0	236	331	293	293	23	23	
-----										
TOTALS	RPI 1-25	RPI 26-50	W-L RECORDS	RPI 51-100	RPI 101-150	RPI 150+				
4- 12	0- 1	0- 1	OVERALL	0- 1	0- 2	4- 7				
2- 4	0- 0	0- 0	HOME	0- 0	0- 1	2- 3				
2- 8	0- 1	0- 1	AWAY	0- 1	0- 1	2- 4				
0- 0	0- 0	0- 0	NEUTRAL	0- 0	0- 0	0- 0				
3- 10	0- 1	0- 1	NON-CONFERENCE	0- 0	0- 2	3- 6				
1- 4	0- 0	0- 0	HOME	0- 0	0- 1	1- 3				
2- 6	0- 1	0- 1	AWAY	0- 0	0- 1	2- 3				
0- 0	0- 0	0- 0	NEUTRAL	0- 0	0- 0	0- 0				
1- 2	0- 0	0- 0	CONFERENCE	0- 1	0- 0	1- 1				
1- 0	0- 0	0- 0	HOME	0- 0	0- 0	1- 0				
0- 2	0- 0	0- 0	AWAY	0- 1	0- 0	0- 1				
0- 0	0- 0	0- 0	NEUTRAL	0- 0	0- 0	0- 0				

RPI 1-25				RPI 26-50				RPI 51-100				RPI 101+ Team's RPI: 296			
RPI	S	Opponent	Score	RPI	S	Opponent	Score	RPI	S	Opponent	Score	RPI	S	Opponent	Score
20	A	Rutgers	39 65	45	A	Purdue	41 53	84	A	Maine	65 76	111	H	Marist	56 74
												147	A	South Fla.	37 74
												195	A	Cornell	34 48
												241	H	Binghamton	61 56
												245	H	Holy Cross	50 56
												246	A	Monmouth	56 64
												257	A	Columbia	62 58
												288	A	St. Francis Brooklyn	67 60
												297	A	Vermont	39 52
												301	H	Canisius	42 48
												303	H	Central Conn. St.	53 60
												328	A	Lafayette	66 67
												339	H	Manhattan	60 54
LAST 12 Division I GAMES:															
257	A	Columbia	62 58	84	A	Maine	65 76	297	A	Vermont	39 52	241	H	Binghamton	61 56
45	A	Purdue	41 53	245	H	Holy Cross	50 56	301	H	Canisius	42 48	246	A	Monmouth	56 64
288	A	St. Francis Brooklyn	67 60	246	A	Monmouth	56 64								
111	H	Marist	56 74												
303	H	Central Conn. St.	53 60												
328	A	Lafayette	66 67												

Non-Div I Games:

Albany (NY)

■ Loss, 
   Non-Conf, 
   S Site, 
 ■ Home 
   A Away 
 N Neutral



Average RPI Win: 221  
Average RPI Loss: 236

WON-LOST  
RECORD

WINNING  
PCT. RANK

LAST 10  
GAMES

STRENGTH OF  
SCHEDULE

OPP. STRENGTH  
OF SCHEDULE

TEAM  
RPI

ADJ.  
RPI

CONF.  
RPI

ADJ CONF.  
RPI

DIV. I ONLY	1- 12	335	2-8	347	287	351	351	29	29
DIV. I NON-CONF.	0- 9	336	0- 1	331	311	351	351	26	26
TOTALS	RPI 1-25	RPI 26-50	W-L RECORDS	RPI 51-100	RPI 101-150	RPI 150+			
1- 12	0- 0	0- 0	OVERALL	0- 1	0- 0	1- 11			
1- 3	0- 0	0- 0	HOME	0- 0	0- 0	1- 3			
0- 8	0- 0	0- 0	AWAY	0- 1	0- 0	0- 7			
0- 1	0- 0	0- 0	NEUTRAL	0- 0	0- 0	0- 1			
0- 9	0- 0	0- 0	NON-CONFERENCE	0- 1	0- 0	0- 8			
0- 2	0- 0	0- 0	HOME	0- 0	0- 0	0- 2			
0- 6	0- 0	0- 0	AWAY	0- 1	0- 0	0- 5			
0- 1	0- 0	0- 0	NEUTRAL	0- 0	0- 0	0- 1			
1- 3	0- 0	0- 0	CONFERENCE	0- 0	0- 0	1- 3			
1- 1	0- 0	0- 0	HOME	0- 0	0- 0	1- 1			
0- 2	0- 0	0- 0	AWAY	0- 0	0- 0	0- 2			
0- 0	0- 0	0- 0	NEUTRAL	0- 0	0- 0	0- 0			

RPI 1-25				RPI 26-50				RPI 51-100				RPI 101+ Team's RPI: 351					
RPI	S	Opponent	Score	RPI	S	Opponent	Score	RPI	S	Opponent	Score	RPI	S	Opponent	Score		
								77	A	TCU	31	88	170	A	UAB	53	80
												180	A	Grambling	56	61	
												186	N	New Mexico St.	64	82	
												193	H	Prairie View	61	82	
												217	H	Southeastern La.	59	77	
												221	H	Texas Southern	53	52	
												230	A	Southern Miss.	47	66	
												270	A	UTEP	51	77	
												317	A	FIU	40	75	
												326	H	Central Ark.	46	57	
												329	A	Northwestern St.	65	78	
												331	A	Jackson St.	66	88	
LAST 12 Division I GAMES:																	
193	H	Prairie View	61	82	186	N	New Mexico St.	64	82								
221	H	Texas Southern	53	52	180	A	Grambling	56	61								
77	A	TCU	31	88	331	A	Jackson St.	66	88								
317	A	FIU	40	75	326	H	Central Ark.	46	57								
230	A	Southern Miss.	47	66	329	A	Northwestern St.	65	78								
170	A	UAB	53	80	217	H	Southeastern La.	59	77								

Non-Div I Games:

Lane

58

70

Fisk

67

64

Rust

59

78

Alcorn

Loss, Non-Conf, S Site, H Home A Away N Neutral

Average RPI	Win:	244	WON-LOST	WINNING	LAST 10	STRENGTH OF	OPP. STRENGTH	TEAM	ADJ.	CONF.	ADJ CONF.
Average RPI	Loss:	90	RECORD	PCT. RANK	GAMES	SCHEDULE	OF SCHEDULE	RPI	RPI	RPI	RPI
DIV. I ONLY			7- 8	187	4-6	71	196	145	145	20	20
DIV. I NON-CONF.			4- 7	228	0- 0	65	136	168	168	24	24
-----											
TOTALS	RPI 1-25		RPI 26-50		W-L RECORDS	RPI 51-100		RPI 101-150		RPI 150+	
7- 8	0- 1		0- 0		OVERALL	0- 4		1- 1		6- 2	
5- 1	0- 0		0- 0		HOME	0- 1		1- 0		4- 0	
2- 5	0- 0		0- 0		AWAY	0- 2		0- 1		2- 2	
0- 2	0- 1		0- 0		NEUTRAL	0- 1		0- 0		0- 0	
4- 7	0- 1		0- 0		NON-CONFERENCE	0- 3		1- 1		3- 2	
3- 1	0- 0		0- 0		HOME	0- 1		1- 0		2- 0	
1- 4	0- 0		0- 0		AWAY	0- 1		0- 1		1- 2	
0- 2	0- 1		0- 0		NEUTRAL	0- 1		0- 0		0- 0	
3- 1	0- 0		0- 0		CONFERENCE	0- 1		0- 0		3- 0	
2- 0	0- 0		0- 0		HOME	0- 0		0- 0		2- 0	
1- 1	0- 0		0- 0		AWAY	0- 1		0- 0		1- 0	
0- 0	0- 0		0- 0		NEUTRAL	0- 0		0- 0		0- 0	

RPI	S	Opponent	Score	RPI	S	Opponent	Score	RPI	S	Opponent	Score	RPI	S	Opponent	Score	Team's RPI: 145
2	N	Stanford	49 <b>71</b>					51	H	Ohio	67 <b>77</b>	113	A	Virginia	54 <b>57</b>	
								63	A	Bucknell	56 <b>71</b>	121	H	Tulsa	68 52	
								80	A	Penn St.	59 <b>80</b>	161	A	Denver	54 <b>83</b>	
								88	N	FGCU	71 <b>90</b>	162	A	High Point	61 <b>66</b>	
												201	A	Navy	58 45	
												248	H	George Mason	86 71	
												265	A	Hawaii	69 57	
												272	H	Colgate	76 57	
												292	H	UMBC	64 42	
												308	H	Army West Point	61 51	
-----																
LAST 12 Division I GAMES:																
				63	A	Bucknell	56 <b>71</b>	308	H	Army West Point	61 51					
				51	H	Ohio	67 <b>77</b>	201	A	Navy	58 45					
				162	A	High Point	61 <b>66</b>	272	H	Colgate	76 57					
				80	A	Penn St.	59 <b>80</b>	88	N	FGCU	71 <b>90</b>					
				113	A	Virginia	54 <b>57</b>	2	N	Stanford	49 <b>71</b>					
				292	H	UMBC	64 42	265	A	Hawaii	69 57					

Non-Div I Games:

American

■ Loss, 
 ■ Non-Conf, 
 ■ S Site, 
 ■ Home 
 ■ A Away 
 N Neutral

Average RPI Win:	224	WON-LOST	WINNING	LAST 10	STRENGTH OF	OPP. STRENGTH	TEAM	ADJ.	CONF.	ADJ CONF.
Average RPI Loss:	108	RECORD	PCT. RANK	GAMES	SCHEDULE	OF SCHEDULE	RPI	RPI	RPI	RPI
DIV. I ONLY	8- 7	151	5-5	68	263	112	112	15	15	
DIV. I NON-CONF.	6- 5	143	0- 0	148	240	129	129	16	16	
-----										
TOTALS	RPI 1-25	RPI 26-50	W-L RECORDS	RPI 51-100	RPI 101-150	RPI 150+				
8- 7	0- 1	0- 2	OVERALL	0- 1	2- 1	6- 2				
6- 1	0- 0	0- 0	HOME	0- 1	0- 0	6- 0				
2- 6	0- 1	0- 2	AWAY	0- 0	2- 1	0- 2				
0- 0	0- 0	0- 0	NEUTRAL	0- 0	0- 0	0- 0				
6- 5	0- 1	0- 2	NON-CONFERENCE	0- 0	1- 0	5- 2				
5- 0	0- 0	0- 0	HOME	0- 0	0- 0	5- 0				
1- 5	0- 1	0- 2	AWAY	0- 0	1- 0	0- 2				
0- 0	0- 0	0- 0	NEUTRAL	0- 0	0- 0	0- 0				
2- 2	0- 0	0- 0	CONFERENCE	0- 1	1- 1	1- 0				
1- 1	0- 0	0- 0	HOME	0- 1	0- 0	1- 0				
1- 1	0- 0	0- 0	AWAY	0- 0	1- 1	0- 0				
0- 0	0- 0	0- 0	NEUTRAL	0- 0	0- 0	0- 0				

RPI 1-25				RPI 26-50				RPI 51-100				RPI 101+				Team's RPI: 112
RPI	S	Opponent	Score	RPI	S	Opponent	Score	RPI	S	Opponent	Score	RPI	S	Opponent	Score	
25	A	South Carolina	50 80	33	A	Georgia Tech	53 71	86	H	Troy	72 83	125	A	UT Arlington	94 99	
				44	A	Clemson	48 87					129	A	Davidson	81 78	
												144	A	Texas St.	62 49	
												170	A	UAB	61 80	
												175	H	South Alabama	71 63	
												194	H	Elon	65 62	
												254	H	Wofford	94 70	
												262	H	Marshall	74 52	
												271	A	ETSU	64 95	
												307	H	Col. of Charleston	80 66	
												325	H	UNC Greensboro	68 65	
LAST 12 Division I GAMES:																
175	H	South Alabama	71 63	144	A	Texas St.	62 49									
44	A	Clemson	48 87	125	A	UT Arlington	94 99									
254	H	Wofford	94 70	86	H	Troy	72 83									
25	A	South Carolina	50 80	262	H	Marshall	74 52									
307	H	Col. of Charleston	80 66	194	H	Elon	65 62									
271	A	ETSU	64 95	129	A	Davidson	81 78									

Non-Div I Games:

Appalachian St.

Average RPI Win:	188	WON-LOST	WINNING	LAST 10	STRENGTH OF	OPP. STRENGTH	TEAM	ADJ.	CONF.	ADJ CONF.
Average RPI Loss:	57	RECORD	PCT. RANK	GAMES	SCHEDULE	OF SCHEDULE	RPI	RPI	RPI	RPI
DIV. I ONLY	13- 3	30	8-2	145	75	56	56	2	2	
DIV. I NON-CONF.	10- 1	19	0- 0	328	170	122	122	2	2	
-----										
TOTALS	RPI 1-25	RPI 26-50	W-L RECORDS	RPI 51-100	RPI 101-150	RPI 150+				
13- 3	2- 1	0- 1	OVERALL	0- 0	3- 1	8- 0				
8- 2	2- 1	0- 0	HOME	0- 0	1- 1	5- 0				
3- 1	0- 0	0- 1	AWAY	0- 0	1- 0	2- 0				
2- 0	0- 0	0- 0	NEUTRAL	0- 0	1- 0	1- 0				
10- 1	0- 0	0- 0	NON-CONFERENCE	0- 0	2- 1	8- 0				
6- 1	0- 0	0- 0	HOME	0- 0	1- 1	5- 0				
2- 0	0- 0	0- 0	AWAY	0- 0	0- 0	2- 0				
2- 0	0- 0	0- 0	NEUTRAL	0- 0	1- 0	1- 0				
3- 2	2- 1	0- 1	CONFERENCE	0- 0	1- 0	0- 0				
2- 1	2- 1	0- 0	HOME	0- 0	0- 0	0- 0				
1- 1	0- 0	0- 1	AWAY	0- 0	1- 0	0- 0				
0- 0	0- 0	0- 0	NEUTRAL	0- 0	0- 0	0- 0				

RPI 1-25				RPI 26-50				RPI 51-100				Team's RPI: 56				RPI 101+			
RPI	S	Opponent	Score	RPI	S	Opponent	Score	RPI	S	Opponent	Score	RPI	S	Opponent	Score	RPI	S	Opponent	Score
2	H	Stanford	48 78	43	A	Utah	64 80					101	H	Idaho St.	71 46				
15	H	Ari zona St.	51 39									123	A	Col orado	69 67				
24	H	Cal i forni a	60 55									127	H	Loyol a Marymount	64 66				
												143	N	Portl and	92 70				
												154	H	Montana	100 51				
												203	A	San Diego St.	69 60				
												215	A	Long Beach St.	70 43				
												242	H	Northern Ari z.	71 47				
												270	H	UTEP	62 40				
												304	H	Incar nate Word	84 42				
												315	H	South Carolina St.	73 32				
												335	N	Seattle U	84 54				
LAST 12 Di vi si on I GAMES:																			
123	A	Colorado	69 67	2	H	Stanford	48 78												
15	H	Ari zona St.	51 39	24	H	Cal i forni a	60 55												
242	H	Northern Ari z.	71 47	43	A	Utah	64 80												
270	H	UTEP	62 40	203	A	San Diego St.	69 60												
215	A	Long Beach St.	70 43	304	H	Incar nate Word	84 42												
154	H	Montana	100 51	315	H	South Carolina St.	73 32												

Non-Di v I Games:

Ari zona

Average RPI Win:	124	WON-LOST	WINNING	LAST 10	STRENGTH OF	OPP. STRENGTH	TEAM	ADJ.	CONF.	ADJ CONF.
Average RPI Loss:	17	RECORD	PCT. RANK	GAMES	SCHEDULE	OF SCHEDULE	RPI	RPI	RPI	RPI

DIV. I ONLY	12- 4	53	8-2	5	25	15	15	2	2
DIV. I NON-CONF.	9- 2	43	1- 0	37	24	19	19	2	2
TOTALS	RPI 1-25	RPI 26-50	W-L RECORDS	RPI 51-100	RPI 101-150	RPI 150+			
12- 4	1- 3	1- 0	OVERALL	3- 1	3- 0	4- 0			
6- 2	1- 2	0- 0	HOME	1- 0	2- 0	2- 0			
4- 1	0- 0	1- 0	AWAY	1- 1	1- 0	1- 0			
2- 1	0- 1	0- 0	NEUTRAL	1- 0	0- 0	1- 0			
9- 2	0- 2	0- 0	NON-CONFERENCE	3- 0	2- 0	4- 0			
5- 1	0- 1	0- 0	HOME	1- 0	2- 0	2- 0			
2- 0	0- 0	0- 0	AWAY	1- 0	0- 0	1- 0			
2- 1	0- 1	0- 0	NEUTRAL	1- 0	0- 0	1- 0			
3- 2	1- 1	1- 0	CONFERENCE	0- 1	1- 0	0- 0			
1- 1	1- 1	0- 0	HOME	0- 0	0- 0	0- 0			
2- 1	0- 0	1- 0	AWAY	0- 1	1- 0	0- 0			
0- 0	0- 0	0- 0	NEUTRAL	0- 0	0- 0	0- 0			

RPI 1-25	Team's RPI: 15	RPI 26-50	RPI 51-100	RPI 101+
RPI S Opponent Score	RPI S Opponent Score	RPI S Opponent Score	RPI S Opponent Score	RPI S Opponent Score
2 H Stanford 65 72	43 A Utah 65 63	55 A Arkansas 88 85	121 H Tulsa 70 52	
3 H Baylor 59 65		56 A Ari zona 39 51	123 A Col orado 76 70	
6 N Loui sville 56 58		64 N Kansas St. 65 51	149 H Loui si ana Tech 80 44	
24 H Cal i fornia 62 61		96 H Fresno St. 68 52	166 N Southern III. 82 38	
			168 H Southern U. 69 47	
			177 A Col orado St. 70 39	
			304 H Incarnate Word 81 43	
LAST 12 Division I GAMES:				
123 A Col orado 76 70	121 H Tul sa 70 52			
43 A Utah 65 63	24 H Cal i fornia 62 61			
56 A Ari zona 39 51	2 H Stanford 65 72			
96 H Fresno St. 68 52	168 H Southern U. 69 47			
64 N Kansas St. 65 51	149 H Loui si ana Tech 80 44			
177 A Col orado St. 70 39	166 N Southern III. 82 38			

Non-Div I Games:

Ari zona St.

Average RPI	Win:	0	WON-LOST	WINNING	LAST 10	STRENGTH OF	OPP. STRENGTH	TEAM	ADJ.	CONF.	ADJ CONF.
Average RPI	Loss:	196	RECORD	PCT. RANK	GAMES	SCHEDULE	OF SCHEDULE	RPI	RPI	RPI	RPI
DIV. I ONLY		0- 6		347	3-7	237	239	341	341	29	29
DIV. I NON-CONF.		0- 3		336	0- 0	13	233	240	240	26	26
-----											
TOTALS	RPI 1-25		RPI 26-50		W-L RECORDS	RPI 51-100		RPI 101-150		RPI 150+	
0- 6	0- 0		0- 1		OVERALL	0- 1		0- 0		0- 4	
0- 3	0- 0		0- 0		HOME	0- 0		0- 0		0- 3	
0- 3	0- 0		0- 1		AWAY	0- 1		0- 0		0- 1	
0- 0	0- 0		0- 0		NEUTRAL	0- 0		0- 0		0- 0	
0- 3	0- 0		0- 1		NON-CONFERENCE	0- 1		0- 0		0- 1	
0- 0	0- 0		0- 0		HOME	0- 0		0- 0		0- 0	
0- 3	0- 0		0- 1		AWAY	0- 1		0- 0		0- 1	
0- 0	0- 0		0- 0		NEUTRAL	0- 0		0- 0		0- 0	
0- 3	0- 0		0- 0		CONFERENCE	0- 0		0- 0		0- 3	
0- 3	0- 0		0- 0		HOME	0- 0		0- 0		0- 3	
0- 0	0- 0		0- 0		AWAY	0- 0		0- 0		0- 0	
0- 0	0- 0		0- 0		NEUTRAL	0- 0		0- 0		0- 0	

RPI 1-25				RPI 26-50				RPI 51-100				RPI 101+ Team's RPI: 341			
RPI	S	Opponent	Score	RPI	S	Opponent	Score	RPI	S	Opponent	Score	RPI	S	Opponent	Score
				34	A	Oregon St.	33 89	97	A	Minnesota	42 84	255	H	Alabama A&M	52 78
												258	A	Wichita St.	39 76
												263	H	Alabama St.	56 58
												269	H	Mississippi Val.	56 62
-----															
LAST 12 Division I GAMES:															
				97	A	Minnesota	42 84	255	H	Alabama A&M	52 78				
				34	A	Oregon St.	33 89	263	H	Alabama St.	56 58				
				258	A	Wichita St.	39 76	269	H	Mississippi Val.	56 62				

Non-Div I Games: LeMoyne-Owen 52 43 Paul Quinn 68 52 Philander Smith 48 53 Tougaloo 68 60 Ark. -Pine Bluff

Average RPI Win:	189	WON-LOST	WINNING	LAST 10	STRENGTH OF	OPP. STRENGTH	TEAM	ADJ.	CONF.	ADJ CONF.
Average RPI Loss:	30	RECORD	PCT. RANK	GAMES	SCHEDULE	OF SCHEDULE	RPI	RPI	RPI	RPI
DIV. I ONLY	13- 5	67	8-2	99	51	55	55	6	6	
DIV. I NON-CONF.	11- 3	57	0- 0	136	81	52	52	6	6	
-----										
TOTALS	RPI 1-25	RPI 26-50	W-L RECORDS	RPI 51-100	RPI 101-150	RPI 150+				
13- 5	0- 3	0- 1	OVERALL	1- 1	3- 0	9- 0				
7- 2	0- 2	0- 0	HOME	1- 0	1- 0	5- 0				
4- 2	0- 1	0- 1	AWAY	0- 0	2- 0	2- 0				
2- 1	0- 0	0- 0	NEUTRAL	0- 1	0- 0	2- 0				
11- 3	0- 2	0- 0	NON-CONFERENCE	1- 1	3- 0	7- 0				
6- 1	0- 1	0- 0	HOME	1- 0	1- 0	4- 0				
3- 1	0- 1	0- 0	AWAY	0- 0	2- 0	1- 0				
2- 1	0- 0	0- 0	NEUTRAL	0- 1	0- 0	2- 0				
2- 2	0- 1	0- 1	CONFERENCE	0- 0	0- 0	2- 0				
1- 1	0- 1	0- 0	HOME	0- 0	0- 0	1- 0				
1- 1	0- 0	0- 1	AWAY	0- 0	0- 0	1- 0				
0- 0	0- 0	0- 0	NEUTRAL	0- 0	0- 0	0- 0				

RPI 1-25				RPI 26-50				RPI 51-100 Team's RPI: 55				RPI 101+			
RPI	S	Opponent	Score	RPI	S	Opponent	Score	RPI	S	Opponent	Score	RPI	S	Opponent	Score
9	H	Mississippi St.	69 93	35	A	Missouri	53 71	83	N	Pittsburgh	54 61	105	H	Tennessee Tech	65 42
10	A	Iowa St.	82 91					92	H	Nebraska	84 80	121	A	Tulsa	61 59
15	H	Arizona St.	85 88									125	A	UT Arlington	66 65
												152	N	Wisconsin	69 68
												159	H	Oral Roberts	74 61
												169	A	Abilene Christian	80 68
												173	H	Vanderbilt	83 62
												189	A	Ole Miss	85 55
												193	H	Prairie View	71 44
												314	N	Tennessee St.	79 55
												329	H	Northwestern St.	98 53
												331	H	Jackson St.	76 57
LAST 12 Division I GAMES:															
173	H	Vanderbilt	83 62	9	H	Mississippi St.	69 93	331	H	Jackson St.	76 57				
35	A	Missouri	53 71	121	A	Tulsa	61 59								
189	A	Ole Miss	85 55	92	H	Nebraska	84 80								
105	H	Tennessee Tech	65 42	193	H	Prairie View	71 44								
10	A	Iowa St.	82 91	169	A	Abilene Christian	80 68								
159	H	Oral Roberts	74 61												

Non-Div I Games:

Arkansas

Average RPI Win: 243		WON-LOST	WINNING	LAST 10	STRENGTH OF		OPP. STRENGTH	TEAM	ADJ.	CONF.	ADJ CONF.
Average RPI Loss: 80		RECORD	PCT. RANK	GAMES	SCHEDULE		OF SCHEDULE	RPI	RPI	RPI	RPI
DIV. I ONLY		8- 7	151	7-3	84		227	122	122	15	15
DIV. I NON-CONF.		5- 6	177	0- 0	126		127	163	163	16	16
-----											
TOTALS		RPI 1-25		RPI 26-50	W-L RECORDS		RPI 51-100	RPI 101-150		RPI 150+	
8- 7		0- 0		0- 2	OVERALL		0- 3	1- 2		7- 0	
6- 1		0- 0		0- 0	HOME		0- 0	1- 1		5- 0	
2- 6		0- 0		0- 2	AWAY		0- 3	0- 1		2- 0	
0- 0		0- 0		0- 0	NEUTRAL		0- 0	0- 0		0- 0	
5- 6		0- 0		0- 2	NON-CONFERENCE		0- 2	1- 2		4- 0	
4- 1		0- 0		0- 0	HOME		0- 0	1- 1		3- 0	
1- 5		0- 0		0- 2	AWAY		0- 2	0- 1		1- 0	
0- 0		0- 0		0- 0	NEUTRAL		0- 0	0- 0		0- 0	
3- 1		0- 0		0- 0	CONFERENCE		0- 1	0- 0		3- 0	
2- 0		0- 0		0- 0	HOME		0- 0	0- 0		2- 0	
1- 1		0- 0		0- 0	AWAY		0- 1	0- 0		1- 0	
0- 0		0- 0		0- 0	NEUTRAL		0- 0	0- 0		0- 0	

RPI 1-25				RPI 26-50				RPI 51-100				RPI 101+ Team's RPI: 122			
RPI	S	Opponent	Score	RPI	S	Opponent	Score	RPI	S	Opponent	Score	RPI	S	Opponent	Score
				35	A	Missouri	50 70	60	A	Belmont	55 74	121	H	Tulsa	73 60
				38	A	Texas A&M	56 97	68	A	Oklahoma St.	60 62	124	A	UT Martin	91 97
								86	A	Troy	79 87	149	H	Louisiana Tech	70 80
												175	A	South Alabama	77 64
												249	H	Murray St.	74 63
												268	H	Memphis	77 66
												269	H	Mississippi Val.	60 57
												270	A	UTEP	67 66
												276	H	Louisiana	87 75
												312	H	La.-Monroe	64 54
-----															
LAST 12 Division I GAMES:															
				86	A	Troy	79 87	276	H	Louisiana	87 75				
				175	A	South Alabama	77 64	35	A	Missouri	50 70				
				312	H	La.-Monroe	64 54	60	A	Belmont	55 74				
				249	H	Murray St.	74 63	269	H	Mississippi Val.	60 57				
				38	A	Texas A&M	56 97	121	H	Tulsa	73 60				
				149	H	Louisiana Tech	70 80	270	A	UTEP	67 66				

Non-Div I Games:

Arkansas St.



Average RPI Win:	325	WON-LOST	WINNING	LAST 10	STRENGTH OF	OPP. STRENGTH	TEAM	ADJ.	CONF.	ADJ CONF.
Average RPI Loss:	148	RECORD	PCT. RANK	GAMES	SCHEDULE	OF SCHEDULE	RPI	RPI	RPI	RPI
DIV. I ONLY	5- 9	240	5-5	326	255	308	308	20	20	
DIV. I NON-CONF.	4- 6	212	0- 0	337	315	318	318	24	24	
-----										
TOTALS	RPI 1-25	RPI 26-50	W-L RECORDS	RPI 51-100	RPI 101-150	RPI 150+				
5- 9	0- 0	0- 0	OVERALL	0- 3	0- 3	5- 3				
3- 4	0- 0	0- 0	HOME	0- 2	0- 1	3- 1				
2- 5	0- 0	0- 0	AWAY	0- 1	0- 2	2- 2				
0- 0	0- 0	0- 0	NEUTRAL	0- 0	0- 0	0- 0				
4- 6	0- 0	0- 0	NON-CONFERENCE	0- 2	0- 1	4- 3				
2- 3	0- 0	0- 0	HOME	0- 1	0- 1	2- 1				
2- 3	0- 0	0- 0	AWAY	0- 1	0- 0	2- 2				
0- 0	0- 0	0- 0	NEUTRAL	0- 0	0- 0	0- 0				
1- 3	0- 0	0- 0	CONFERENCE	0- 1	0- 2	1- 0				
1- 1	0- 0	0- 0	HOME	0- 1	0- 0	1- 0				
0- 2	0- 0	0- 0	AWAY	0- 0	0- 2	0- 0				
0- 0	0- 0	0- 0	NEUTRAL	0- 0	0- 0	0- 0				

RPI 1-25				RPI 26-50				RPI 51-100				RPI 101+				Team's RPI: 308	
RPI	S	Opponent	Score	RPI	S	Opponent	Score	RPI	S	Opponent	Score	RPI	S	Opponent	Score		
								63	H	Bucknell I	52	66	117	H	Yale	51	62
								77	A	TCU	38	63	120	A	Boston U.	51	63
								98	H	St. John's (NY)	49	60	145	A	American	51	61
													213	H	Air Force	60	71
													241	A	Binghamton	47	60
													257	A	Columbia	49	70
													288	H	St. Francis Brooklyn	69	57
													313	H	Loyola Maryland	69	57
													327	A	Wagner	61	46
													349	H	Fairleigh Dickinson	62	40
													350	A	LIU Brooklyn	57	42
-----																	
LAST 12 Division I GAMES:																	
				145	A	American	51	61	120	A	Boston U.	51	63				
				63	H	Bucknell I	52	66	117	H	Yale	51	62				
				313	H	Loyola Maryland	69	57	327	A	Wagner	61	46				
				241	A	Binghamton	47	60	349	H	Fairleigh Dickinson	62	40				
				213	H	Air Force	60	71	77	A	TCU	38	63				
				98	H	St. John's (NY)	49	60	288	H	St. Francis Brooklyn	69	57				

Non-Div I Games: Connecticut Col. 74 48

Army West Point

■ Loss, 
 ■ Non-Conf, 
 ■ S Site, 
 ■ H Home 
 ■ A Away 
 N Neutral

Average RPI Win: 182

Average RPI Loss: 16

WON-LOST  
RECORDWINNING  
PCT. RANKLAST 10  
GAMESSTRENGTH OF  
SCHEDULEOPP. STRENGTH  
OF SCHEDULETEAM  
RPIADJ.  
RPICONF.  
RPIADJ CONF.  
RPIDIV. I ONLY  
DIV. I NON-CONF.13- 3  
11- 130  
138-2  
1- 0153  
22830  
5747  
3647  
366  
66  
6

TOTALS

RPI 1-25

RPI 26-50

W-L RECORDS

RPI 51-100

RPI 101-150

RPI 150+

13- 3

0- 2

1- 1

OVERALL

1- 0

1- 0

10- 0

6- 2

0- 1

0- 1

HOME

0- 0

0- 0

6- 0

5- 1

0- 1

0- 0

AWAY

1- 0

1- 0

3- 0

2- 0

0- 0

1- 0

NEUTRAL

0- 0

0- 0

1- 0

11- 1

0- 1

1- 0

NON-CONFERENCE

1- 0

0- 0

9- 0

6- 0

0- 0

0- 0

HOME

0- 0

0- 0

6- 0

3- 1

0- 1

0- 0

AWAY

1- 0

0- 0

2- 0

2- 0

0- 0

1- 0

NEUTRAL

0- 0

0- 0

1- 0

2- 2

0- 1

0- 1

CONFERENCE

0- 0

1- 0

1- 0

0- 2

0- 1

0- 1

HOME

0- 0

0- 0

0- 0

2- 0

0- 0

0- 0

AWAY

0- 0

1- 0

1- 0

0- 0

0- 0

0- 0

NEUTRAL

0- 0

0- 0

0- 0

RPI 1-25

RPI 26-50

Team's RPI: 47

RPI 51-100

RPI 101+

RPI	S	Opponent	Score
9	H	Mississippi St.	59 85
10	A	Iowa St.	64 67

RPI	S	Opponent	Score
30	H	Tennessee	69 78
46	N	North Carolina	86 81

RPI	S	Opponent	Score
56	A	New Mexico	79 76

RPI	S	Opponent	Score
114	A	Alabama	66 56
153	H	Oklahoma	95 79
176	H	Nicholls St.	80 59
180	H	Grambling	97 48
194	A	Elon	96 44
202	A	Florida	64 56
207	N	Coastal Caro.	84 78
216	H	Samford	73 46
263	H	Alabama St.	83 50
276	H	Louisiana	71 59
279	A	Saint Joseph's	81 70

LAST 12 Division I GAMES:

56	A	New Mexico	79 76	114	A	Alabama	66 56
10	A	Iowa St.	64 67	202	A	Florida	64 56
9	H	Mississippi St.	59 85	30	H	Tennessee	69 78
207	N	Coastal Caro.	84 78	263	H	Alabama St.	83 50
216	H	Samford	73 46	194	A	Elon	96 44
279	A	Saint Joseph's	81 70	46	N	North Carolina	86 81

Non-Div I Games:

Xavier (LA)

77 58

Auburn

Loss, 
 Non-Conf, 
 S Site, 
 H Home 
 A Away 
 N Neutral

Average RPI Win: 270		WON-LOST RECORD	WINNING PCT. RANK	LAST 10 GAMES	STRENGTH OF SCHEDULE	OPP. STRENGTH OF SCHEDULE	TEAM RPI	ADJ. RPI	CONF. RPI	ADJ. CONF. RPI
Average RPI Loss: 209										
DIV. I ONLY		5- 8	231	5-5	349	231	334	334	21	21
DIV. I NON-CONF.		3- 6	241	0- 0	348	216	345	345	20	20
TOTALS		RPI 1-25	RPI 26-50	W-L RECORDS	RPI 51-100	RPI 101-150	RPI 150+			
5- 8	0- 0		0- 0	OVERALL	0- 0	0- 2	5- 6			
5- 1	0- 0		0- 0	HOME	0- 0	0- 0	5- 1			
0- 7	0- 0		0- 0	AWAY	0- 0	0- 2	0- 5			
0- 0	0- 0		0- 0	NEUTRAL	0- 0	0- 0	0- 0			
3- 6	0- 0		0- 0	NON-CONFERENCE	0- 0	0- 1	3- 5			
3- 1	0- 0		0- 0	HOME	0- 0	0- 0	3- 1			
0- 5	0- 0		0- 0	AWAY	0- 0	0- 1	0- 4			
0- 0	0- 0		0- 0	NEUTRAL	0- 0	0- 0	0- 0			
2- 2	0- 0		0- 0	CONFERENCE	0- 0	0- 1	2- 1			
2- 0	0- 0		0- 0	HOME	0- 0	0- 0	2- 0			
0- 2	0- 0		0- 0	AWAY	0- 0	0- 1	0- 1			
0- 0	0- 0		0- 0	NEUTRAL	0- 0	0- 0	0- 0			

RPI 1-25				RPI 26-50				RPI 51-100				RPI 101+				Team's RPI: 334	
RPI	S	Opponent	Score	RPI	S	Opponent	Score	RPI	S	Opponent	Score	RPI	S	Opponent	Score		
												124	A	UT Martin	65	74	
												130	A	Cincinnati	48	69	
												173	A	Vanderbilt	70	99	
												178	A	Illinois St.	49	61	
												183	H	Morehead St.	81	80	
												228	A	Southeast Mo. St.	54	64	
												229	A	Western Ill.	72	77	
												255	H	Alabama A&M	75	58	
												267	H	Northern Ky.	52	48	
												269	H	Mississippi Val.	89	95	
												322	H	Eastern Ky.	100	65	
												324	H	Lipscomb	70	58	
												344	A	Evansville	52	56	
LAST 12 Division I GAMES:																	
												124	A	UT Martin	65	74	
												228	A	Southeast Mo. St.	54	64	
												183	H	Morehead St.	81	80	
												267	H	Northern Ky.	52	48	
												269	H	Mississippi Val.	89	95	
												173	A	Vanderbilt	70	99	
												322	H	Eastern Ky.	100	65	
												344	A	Evansville	52	56	
												255	H	Alabama A&M	75	58	
												178	A	Illinois St.	49	61	
												229	A	Western Ill.	72	77	
												324	H	Lipscomb	70	58	

Non-Div I Games:	Christian Bros.	100	62	Trevecca Nazarene	90	78
------------------	-----------------	-----	----	-------------------	----	----

Austin Peay

■ Loss, ■ Non-Conf, S Site, H Home A Away N Neutral

Average RPI Win:	161	WON-LOST	WINNING	LAST 10	STRENGTH OF	OPP. STRENGTH	TEAM	ADJ.	CONF.	ADJ CONF.
Average RPI Loss:	89	RECORD	PCT. RANK	GAMES	SCHEDULE	OF SCHEDULE	RPI	RPI	RPI	RPI
DIV. I ONLY	14- 3	27	9-1	95	110	28	28	7	7	
DIV. I NON-CONF.	8- 3	72	0- 0	133	103	65	65	7	7	
-----										
TOTALS	RPI 1-25	RPI 26-50	W-L RECORDS	RPI 51-100	RPI 101-150	RPI 150+				
14- 3	0- 1	0- 1	OVERALL	4- 0	2- 0	8- 1				
6- 1	0- 1	0- 0	HOME	1- 0	1- 0	4- 0				
6- 2	0- 0	0- 1	AWAY	2- 0	1- 0	3- 1				
2- 0	0- 0	0- 0	NEUTRAL	1- 0	0- 0	1- 0				
8- 3	0- 1	0- 1	NON-CONFERENCE	2- 0	1- 0	5- 1				
4- 1	0- 1	0- 0	HOME	1- 0	0- 0	3- 0				
2- 2	0- 0	0- 1	AWAY	0- 0	1- 0	1- 1				
2- 0	0- 0	0- 0	NEUTRAL	1- 0	0- 0	1- 0				
6- 0	0- 0	0- 0	CONFERENCE	2- 0	1- 0	3- 0				
2- 0	0- 0	0- 0	HOME	0- 0	1- 0	1- 0				
4- 0	0- 0	0- 0	AWAY	2- 0	0- 0	2- 0				
0- 0	0- 0	0- 0	NEUTRAL	0- 0	0- 0	0- 0				

RPI 1-25				RPI 26-50				Team's RPI: 28				RPI 51-100				RPI 101+			
RPI	S	Opponent	Score	RPI	S	Opponent	Score	RPI	S	Opponent	Score	RPI	S	Opponent	Score	RPI	S	Opponent	Score
24	H	Cal i forni a	52 70	43	A	Utah	67 78	54	A	Sai nt Mary' s (CA)	74 73	127	H	Loyol a Marymount	55 44	177	H	Cal i forni a Bapti st	76 69
								75	A	Paci fi c	77 74	142	A	Utah St.	62 57				
								77	N	TCU	61 58	158	A	Santa Clara	54 44				
								82	H	Northern Colo.	70 50	167	H	Pepperdi ne	83 58				
												177	H	Colorado St.	51 42				
												188	H	Eastern Wash.	80 65				
												199	A	Southern Utah	64 67				
												209	H	UC Ri versi de	72 70				
												243	A	San Francis co	67 59				
												259	A	Utah Valley	77 51				
												294	N	Cal i forni a Bapti st	76 69				
LAST 12 Division I GAMES:																			
				54	A	Saint Mary' s (CA)	74 73					167	H	Pepperdi ne	83 58				
				75	A	Paci fi c	77 74					243	A	San Francis co	67 59				
				127	H	Loyol a Marymount	55 44					158	A	Santa Clara	54 44				
				259	A	Utah Valley	77 51					82	H	Northern Colo.	70 50				
				199	A	Southern Utah	64 67					177	H	Colorado St.	51 42				
				294	N	Cal i forni a Bapti st	76 69					43	A	Utah	67 78				

Non-Div I Games:

BYU

Average RPI Win:

202

Average RPI Loss:

83

WON-LOST  
RECORD

5- 9

WINNING  
PCT. RANK

240

LAST 10  
GAMES

4-5

STRENGTH OF  
SCHEDULE

93

OPP. STRENGTH  
OF SCHEDULE

47

TEAM  
RPI

190

ADJ.  
RPI

190

CONF.  
RPI

8

ADJ CONF.  
RPI

8

DIV. I ONLY  
DIV. I NON-CONF.

5- 9

240

4-5

93

47

190

190

8

8

4- 7

228

0- 1

154

16

206

206

8

8

TOTALS

RPI 1-25

RPI 26-50

W-L RECORDS

RPI 51-100

RPI 101-150

RPI 150+

5- 9

0- 1

0- 2

OVERALL

0- 2

2- 3

3- 1

4- 3

0- 0

0- 1

HOME

0- 1

1- 0

3- 1

1- 3

0- 1

0- 0

AWAY

0- 0

1- 2

0- 0

0- 3

0- 0

0- 1

NEUTRAL

0- 1

0- 1

0- 0

4- 7

0- 1

0- 2

NON-CONFERENCE

0- 1

2- 2

2- 1

3- 2

0- 0

0- 1

HOME

0- 0

1- 0

2- 1

1- 2

0- 1

0- 0

AWAY

0- 0

1- 1

0- 0

0- 3

0- 0

0- 1

NEUTRAL

0- 1

0- 1

0- 0

1- 2

0- 0

0- 0

CONFERENCE

0- 1

0- 1

1- 0

1- 1

0- 0

0- 0

HOME

0- 1

0- 0

1- 0

0- 1

0- 0

0- 0

AWAY

0- 0

0- 1

0- 0

0- 0

0- 0

0- 0

NEUTRAL

0- 0

0- 0

0- 0

RPI 1-25

RPI 26-50

RPI 51-100

RPI 101+

Team's RPI: 190

RPI	S	Opponent	Score
17	A	Butler	47 64

RPI	S	Opponent	Score
41	N	Duke	62 79
45	H	Purdue	38 80

RPI	S	Opponent	Score
51	H	Ohio	75 90
70	N	Quinnipiac	66 69

RPI	S	Opponent	Score
102	A	Western Ky.	86 83
103	N	Fordham	70 78
109	A	Toledo	58 65
130	H	Cincinnati	75 63
135	A	Missouri St.	54 74
173	H	Vanderbilt	43 60
206	H	Bowling Green	77 70
260	H	Cleveland St.	67 62
314	H	Tennessee St.	90 51

LAST 12 Division I GAMES:

70	N	Quinnipiac	66	69	206	H	Bowling Green	77	70
41	N	Duke	62	79	109	A	Toledo	58	65
51	H	Ohio	75	90	314	H	Tennessee St.	90	51
130	H	Cincinnati	75	63	102	A	Western Ky.	86	83
103	N	Fordham	70	78	173	H	Vanderbilt	43	60
135	A	Missouri St.	54	74	17	A	Butler	47	64

Non-Div I Games:

Urbana

0

0

Ball St.

Loss, 
 Non-Conf, 
 S Site, 
 H Home
A Away 
 N Neutral



Average RPI Win:	181	WON-LOST	WINNING	LAST 10	STRENGTH OF	OPP. STRENGTH	TEAM	ADJ.	CONF.	ADJ CONF.
Average RPI Loss:	59	RECORD	PCT. RANK	GAMES	SCHEDULE	OF SCHEDULE	RPI	RPI	RPI	RPI
DIV. I ONLY	10- 5	86	6-4	72	99	60	60	21	21	
DIV. I NON-CONF.	7- 4	109	0- 0	51	37	33	33	20	20	
-----										
TOTALS	RPI 1-25	RPI 26-50	W-L RECORDS	RPI 51-100	RPI 101-150	RPI 150+				
10- 5	0- 1	0- 2	OVERALL	2- 0	3- 2	5- 0				
6- 2	0- 0	0- 0	HOME	0- 0	2- 2	4- 0				
4- 3	0- 1	0- 2	AWAY	2- 0	1- 0	1- 0				
0- 0	0- 0	0- 0	NEUTRAL	0- 0	0- 0	0- 0				
7- 4	0- 1	0- 2	NON-CONFERENCE	2- 0	3- 1	2- 0				
3- 1	0- 0	0- 0	HOME	0- 0	2- 1	1- 0				
4- 3	0- 1	0- 2	AWAY	2- 0	1- 0	1- 0				
0- 0	0- 0	0- 0	NEUTRAL	0- 0	0- 0	0- 0				
3- 1	0- 0	0- 0	CONFERENCE	0- 0	0- 1	3- 0				
3- 1	0- 0	0- 0	HOME	0- 0	0- 1	3- 0				
0- 0	0- 0	0- 0	AWAY	0- 0	0- 0	0- 0				
0- 0	0- 0	0- 0	NEUTRAL	0- 0	0- 0	0- 0				

RPI 1-25				RPI 26-50				RPI 51-100				RPI 101+			
RPI	S	Opponent	Score	RPI	S	Opponent	Score	RPI	S	Opponent	Score	RPI	S	Opponent	Score
8	A	NC State	62 77	30	A	Tennessee	76 84	62	A	Middle Tenn.	45 38	105	H	Tennessee Tech	72 77
				44	A	Clemson	62 65	81	A	Wright St.	79 63	109	H	Toledo	69 78
												121	H	Tulsa	78 53
												122	H	Arkansas St.	74 55
												132	A	Chattanooga	67 51
												183	H	Morehead St.	77 50
												192	H	Jacksonville St.	66 52
												267	A	Northern Ky.	71 53
												322	H	Eastern Ky.	69 43
												324	H	Lipscomb	83 43
-----															
LAST 12 Division I GAMES:															
322	H	Eastern Ky.	69 43	192	H	Jacksonville St.	66 52	30	A	Tennessee	76 84	122	H	Arkansas St.	74 55
183	H	Morehead St.	77 50									132	A	Chattanooga	67 51
105	H	Tennessee Tech	72 77									324	H	Lipscomb	83 43
109	H	Toledo	69 78					44	A	Clemson	62 65				
267	A	Northern Ky.	71 53												
62	A	Middle Tenn.	45 38												

Non-Div I Games:

Belmont

■ Loss, 
 ■ Non-Conf, 
 ■ S Site, 
 ■ H Home 
 ■ A Away 
 N Neutral

Average RPI Win: 287

Average RPI Loss: 208

WON-LOST  
RECORDWINNING  
PCT. RANKLAST 10  
GAMESSTRENGTH OF  
SCHEDULEOPP. STRENGTH  
OF SCHEDULETEAM  
RPIADJ.  
RPICONF.  
RPIADJ CONF.  
RPI

DIV. I ONLY	6- 7	193	5-5	333	310	251	251	32	32
DIV. I NON-CONF.	5- 5	162	0- 0	332	236	245	245	32	32
-----									
TOTALS	RPI 1-25	RPI 26-50	W-L RECORDS	RPI 51-100	RPI 101-150	RPI 150+			
6- 7	0- 0	0- 0	OVERALL	0- 0	0- 2	6- 5			
3- 0	0- 0	0- 0	HOME	0- 0	0- 0	3- 0			
2- 7	0- 0	0- 0	AWAY	0- 0	0- 2	2- 5			
1- 0	0- 0	0- 0	NEUTRAL	0- 0	0- 0	1- 0			
5- 5	0- 0	0- 0	NON-CONFERENCE	0- 0	0- 2	5- 3			
3- 0	0- 0	0- 0	HOME	0- 0	0- 0	3- 0			
1- 5	0- 0	0- 0	AWAY	0- 0	0- 2	1- 3			
1- 0	0- 0	0- 0	NEUTRAL	0- 0	0- 0	1- 0			
1- 2	0- 0	0- 0	CONFERENCE	0- 0	0- 0	1- 2			
0- 0	0- 0	0- 0	HOME	0- 0	0- 0	0- 0			
1- 2	0- 0	0- 0	AWAY	0- 0	0- 0	1- 2			
0- 0	0- 0	0- 0	NEUTRAL	0- 0	0- 0	0- 0			

RPI 1-25				RPI 26-50				RPI 51-100				RPI 101+ Team's RPI: 251			
RPI	S	Opponent	Score	RPI	S	Opponent	Score	RPI	S	Opponent	Score	RPI	S	Opponent	Score
												141	A	Charlotte	69 73
												147	A	South Fla.	39 88
												184	A	Georgia St.	57 62
												202	A	Florida	53 64
												218	A	Jacksonville	58 56
												225	A	Howard	40 61
												273	N	Kennesaw St.	64 61
												277	A	Norfolk St.	50 57
												280	A	Ga. Southern	76 77
												282	H	Liberty	81 76
												286	H	North Florida	76 60
												317	H	FIU	68 57
												348	A	N. C. Central	67 50
LAST 12 Division I GAMES:															
277	A	Norfolk St.	50 57	141	A	Charlotte	69 73								
225	A	Howard	40 61	184	A	Georgia St.	57 62								
348	A	N. C. Central	67 50	273	N	Kennesaw St.	64 61								
280	A	Ga. Southern	76 77	286	H	North Florida	76 60								
317	H	FIU	68 57	202	A	Florida	53 64								
147	A	South Fla.	39 88	218	A	Jacksonville	58 56								

Non-Div I Games: Flagler 74 59 Edward Waters 73 46

Bethune-Cookman

Loss, 
Non-Conf, 
S Site, 
H Home
A Away 
N Neutral



Average RPI Win:	288	WON-LOST	WINNING	LAST 10	STRENGTH OF	OPP. STRENGTH	TEAM	ADJ.	CONF.	ADJ CONF.
Average RPI Loss:	160	RECORD	PCT. RANK	GAMES	SCHEDULE	OF SCHEDULE	RPI	RPI	RPI	RPI

DIV. I ONLY	4- 10	271	3-7	119	306	241	241	23	23
DIV. I NON-CONF.	3- 8	267	0- 0	78	301	241	241	23	23
-----									
TOTALS	RPI 1-25	RPI 26-50	W-L RECORDS	RPI 51-100	RPI 101-150	RPI 150+			
4- 10	0- 2	0- 0	OVERALL	0- 1	0- 2	4- 5			
3- 3	0- 0	0- 0	HOME	0- 0	0- 2	3- 1			
1- 7	0- 2	0- 0	AWAY	0- 1	0- 0	1- 4			
0- 0	0- 0	0- 0	NEUTRAL	0- 0	0- 0	0- 0			
3- 8	0- 2	0- 0	NON-CONFERENCE	0- 1	0- 1	3- 4			
3- 2	0- 0	0- 0	HOME	0- 0	0- 1	3- 1			
0- 6	0- 2	0- 0	AWAY	0- 1	0- 0	0- 3			
0- 0	0- 0	0- 0	NEUTRAL	0- 0	0- 0	0- 0			
1- 2	0- 0	0- 0	CONFERENCE	0- 0	0- 1	1- 1			
0- 1	0- 0	0- 0	HOME	0- 0	0- 1	0- 0			
1- 1	0- 0	0- 0	AWAY	0- 0	0- 0	1- 1			
0- 0	0- 0	0- 0	NEUTRAL	0- 0	0- 0	0- 0			

RPI 1-25				RPI 26-50				RPI 51-100				RPI 101+ Team's RPI: 241			
RPI	S	Opponent	Score	RPI	S	Opponent	Score	RPI	S	Opponent	Score	RPI	S	Opponent	Score
1	A	Notre Dame	53 103					51	A	Ohio	49 86	116	H	Lehigh	55 65
13	A	Marquette	40 93									133	H	Stony Brook	56 65
												195	H	Cornell	72 61
												205	H	Rider	57 62
												223	A	Dartmouth	39 63
												232	A	Niagara	72 79
												296	A	Albany (NY)	56 61
												299	A	New Hampshire	71 62
												308	H	Army West Point	60 47
												328	A	Lafayette	50 59
												349	H	Fairleigh Dickinson	73 54
-----															
LAST 12 Division I GAMES:															
133	H	Stony Brook	56 65	223	A	Dartmouth	39 63								
299	A	New Hampshire	71 62	13	A	Marquette	40 93								
296	A	Albany (NY)	56 61	1	A	Notre Dame	53 103								
308	H	Army West Point	60 47	205	H	Rider	57 62								
116	H	Lehigh	55 65	232	A	Niagara	72 79								
51	A	Ohio	49 86	349	H	Fairleigh Dickinson	73 54								

Non-Div I Games: Charleston (WV) 69 62 Caldwell 73 54

Binghamton

Average RPI	Win:	163	WON-LOST	WINNING	LAST 10	STRENGTH OF	OPP. STRENGTH	TEAM	ADJ.	CONF.	ADJ CONF.
Average RPI	Loss:	51	RECORD	PCT. RANK	GAMES	SCHEDULE	OF SCHEDULE	RPI	RPI	RPI	RPI
DIV. I ONLY		10- 2		24	9-1	217	12	58	58	12	12
DIV. I NON-CONF.		7- 2		59	1- 0	188	7	63	63	11	11
-----											
TOTALS	RPI 1-25		RPI 26-50		W-L RECORDS	RPI 51-100		RPI 101-150		RPI 150+	
10- 2	0- 1		0- 0		OVERALL	3- 1		1- 0		6- 0	
5- 1	0- 1		0- 0		HOME	1- 0		0- 0		4- 0	
2- 1	0- 0		0- 0		AWAY	1- 1		0- 0		1- 0	
3- 0	0- 0		0- 0		NEUTRAL	1- 0		1- 0		1- 0	
7- 2	0- 1		0- 0		NON-CONFERENCE	2- 1		1- 0		4- 0	
3- 1	0- 1		0- 0		HOME	0- 0		0- 0		3- 0	
1- 1	0- 0		0- 0		AWAY	1- 1		0- 0		0- 0	
3- 0	0- 0		0- 0		NEUTRAL	1- 0		1- 0		1- 0	
3- 0	0- 0		0- 0		CONFERENCE	1- 0		0- 0		2- 0	
2- 0	0- 0		0- 0		HOME	1- 0		0- 0		1- 0	
1- 0	0- 0		0- 0		AWAY	0- 0		0- 0		1- 0	
0- 0	0- 0		0- 0		NEUTRAL	0- 0		0- 0		0- 0	

RPI 1-25				RPI 26-50				RPI 51-100				RPI 101+			
RPI	S	Opponent	Score	RPI	S	Opponent	Score	RPI	S	Opponent	Score	RPI	S	Opponent	Score
6	H	Louisville	55 74					65	H	Wyoming	72 64	106	N	Idaho	91 85
								69	N	UNI	61 60	160	H	CSUN	74 63
								95	A	Washington St.	71 95	188	H	Eastern Wash.	67 55
								100	A	Washington	73 69	199	H	Southern Utah	88 53
												203	A	San Diego St.	69 66
												233	N	Saint Francis (PA)	78 64
												306	H	San Jose St.	99 68
-----															
LAST 12 Division I GAMES:															
100	A	Washington	73 69	65	H	Wyoming	72 64	199	H	Southern Utah	88 53	233	N	Saint Francis (PA)	78 64
306	H	San Jose St.	99 68	199	H	Southern Utah	88 53	188	H	Eastern Wash.	67 55	95	A	Washington St.	71 95
203	A	San Diego St.	69 66	233	N	Saint Francis (PA)	78 64	69	N	UNI	61 60				
106	N	Idaho	91 85												
6	H	Louisville	55 74												
160	H	CSUN	74 63												

Non-Div I Games: Southern Ore. 91 46 Northwest Chrst. 93 26

Boi se St.

Average RPI Win:	207	WON-LOST	WINNING	LAST 10	STRENGTH OF	OPP. STRENGTH	TEAM	ADJ.	CONF.	ADJ CONF.
Average RPI Loss:	62	RECORD	PCT. RANK	GAMES	SCHEDULE	OF SCHEDULE	RPI	RPI	RPI	RPI
DIV. I ONLY	13- 4	50	7-3	100	177	79	79	1	1	
DIV. I NON-CONF.	11- 2	33	1- 0	191	289	90	90	1	1	
-----										
TOTALS	RPI 1-25	RPI 26-50	W-L RECORDS	RPI 51-100	RPI 101-150	RPI 150+				
13- 4	0- 1	0- 1	OVERALL	2- 1	2- 1	9- 0				
7- 4	0- 1	0- 1	HOME	0- 1	1- 1	6- 0				
4- 0	0- 0	0- 0	AWAY	2- 0	1- 0	1- 0				
2- 0	0- 0	0- 0	NEUTRAL	0- 0	0- 0	2- 0				
11- 2	0- 0	0- 0	NON-CONFERENCE	0- 1	2- 1	9- 0				
7- 2	0- 0	0- 0	HOME	0- 1	1- 1	6- 0				
2- 0	0- 0	0- 0	AWAY	0- 0	1- 0	1- 0				
2- 0	0- 0	0- 0	NEUTRAL	0- 0	0- 0	2- 0				
2- 2	0- 1	0- 1	CONFERENCE	2- 0	0- 0	0- 0				
0- 2	0- 1	0- 1	HOME	0- 0	0- 0	0- 0				
2- 0	0- 0	0- 0	AWAY	2- 0	0- 0	0- 0				
0- 0	0- 0	0- 0	NEUTRAL	0- 0	0- 0	0- 0				

RPI	S	Opponent	Score	RPI	S	Opponent	Score	RPI	S	Opponent	Score	RPI	S	Opponent	Score
8	H	NC State	69 85	33	H	Georgia Tech	76 81	83	A	Pittsburgh	59 55	108	H	Providence	57 61
								91	A	Wake Forest	65 64	120	H	Boston U.	78 51
								97	H	Minnesota	69 77	126	A	Houston	64 57
												185	A	Rhode Island	88 64
												205	N	Rider	112 61
												223	H	Dartmouth	99 68
												244	H	Campbell	76 56
												245	H	Holy Cross	89 63
												257	H	Columbia	74 60
												275	H	Bryant	83 46
												313	N	Loyola Maryland	73 47
												319	H	Saint Peter's	89 57
-----															
LAST 12 Division I GAMES:															
205	N	Rider	112 61	8	H	NC State	69 85	83	A	Pittsburgh	59 55	33	H	Georgia Tech	76 81
91	A	Wake Forest	65 64	223	H	Dartmouth	99 68	97	H	Minnesota	69 77	120	H	Boston U.	78 51
275	H	Bryant	83 46	244	H	Campbell	76 56								
257	H	Columbia	74 60	120	H	Boston U.	78 51								
108	H	Providence	57 61	97	H	Minnesota	69 77								

Non-Div I Games:

Boston College

Average RPI Win:	226	WON-LOST	WINNING	LAST 10	STRENGTH OF	OPP. STRENGTH	TEAM	ADJ.	CONF.	ADJ CONF.
Average RPI Loss:	115	RECORD	PCT. RANK	GAMES	SCHEDULE	OF SCHEDULE	RPI	RPI	RPI	RPI
DIV. I ONLY	8- 6	125	6-4	155	203	120	120	20	20	
DIV. I NON-CONF.	4- 6	212	0- 0	153	186	204	204	24	24	
-----										
TOTALS	RPI 1-25	RPI 26-50	W-L RECORDS	RPI 51-100	RPI 101-150	RPI 150+				
8- 6	0- 0	0- 1	OVERALL	1- 2	1- 1	6- 2				
6- 0	0- 0	0- 0	HOME	0- 0	1- 0	5- 0				
2- 6	0- 0	0- 1	AWAY	1- 2	0- 1	1- 2				
0- 0	0- 0	0- 0	NEUTRAL	0- 0	0- 0	0- 0				
4- 6	0- 0	0- 1	NON-CONFERENCE	0- 2	0- 1	4- 2				
4- 0	0- 0	0- 0	HOME	0- 0	0- 0	4- 0				
0- 6	0- 0	0- 1	AWAY	0- 2	0- 1	0- 2				
0- 0	0- 0	0- 0	NEUTRAL	0- 0	0- 0	0- 0				
4- 0	0- 0	0- 0	CONFERENCE	1- 0	1- 0	2- 0				
2- 0	0- 0	0- 0	HOME	0- 0	1- 0	1- 0				
2- 0	0- 0	0- 0	AWAY	1- 0	0- 0	1- 0				
0- 0	0- 0	0- 0	NEUTRAL	0- 0	0- 0	0- 0				

RPI 1-25				RPI 26-50				RPI 51-100				RPI 101+				Team's RPI: 120
RPI	S	Opponent	Score	RPI	S	Opponent	Score	RPI	S	Opponent	Score	RPI	S	Opponent	Score	
				29	A	Northeastern	51 81	63	A	Bucknell	70 62	111	A	Marist	57 68	
								67	A	Harvard	47 67	116	H	Lehigh	58 45	
								79	A	Boston College	51 78	181	A	Massachusetts	55 66	
												198	H	Delaware	72 61	
												223	A	Dartmouth	44 64	
												238	H	Brown	72 51	
												275	H	Bryant	67 65	
												299	H	New Hampshire	60 39	
												308	H	Army West Point	63 51	
												313	A	Loyola Maryland	64 62	
LAST 12 Division I GAMES:																
116	H	Lehigh	58 45	308	H	Army West Point	63 51									
313	A	Loyola Maryland	64 62	67	A	Harvard	47 67									
63	A	Bucknell	70 62	79	A	Boston College	51 78									
299	H	New Hampshire	60 39	181	A	Massachusetts	55 66									
275	H	Bryant	67 65	223	A	Dartmouth	44 64									
111	A	Marist	57 68	198	H	Delaware	72 61									

Non-Div I Games:

Boston U.

Average RPI Win: 283

Average RPI Loss: 174

WON-LOST  
RECORDWINNING  
PCT. RANKLAST 10  
GAMESSTRENGTH OF  
SCHEDULEOPP. STRENGTH  
OF SCHEDULETEAM  
RPIADJ.  
RPICONF.  
RPIADJ CONF.  
RPI

DIV. I ONLY	6- 7	193	4-6	222	332	206	206	8	8
DIV. I NON-CONF.	6- 4	125	0- 0	241	323	170	170	8	8
<hr/>									
TOTALS	RPI 1-25	RPI 26-50	W-L RECORDS	RPI 51-100	RPI 101-150	RPI 150+			
6- 7	0- 0	0- 1	OVERALL	0- 0	0- 0	6- 6			
4- 1	0- 0	0- 0	HOME	0- 0	0- 0	4- 1			
2- 5	0- 0	0- 1	AWAY	0- 0	0- 0	2- 4			
0- 1	0- 0	0- 0	NEUTRAL	0- 0	0- 0	0- 1			
6- 4	0- 0	0- 1	NON-CONFERENCE	0- 0	0- 0	6- 3			
4- 0	0- 0	0- 0	HOME	0- 0	0- 0	4- 0			
2- 3	0- 0	0- 1	AWAY	0- 0	0- 0	2- 2			
0- 1	0- 0	0- 0	NEUTRAL	0- 0	0- 0	0- 1			
0- 3	0- 0	0- 0	CONFERENCE	0- 0	0- 0	0- 3			
0- 1	0- 0	0- 0	HOME	0- 0	0- 0	0- 1			
0- 2	0- 0	0- 0	AWAY	0- 0	0- 0	0- 2			
0- 0	0- 0	0- 0	NEUTRAL	0- 0	0- 0	0- 0			

RPI 1-25				RPI 26-50				RPI 51-100				RPI 101+ Team's RPI: 206			
RPI	S	Opponent	Score	RPI	S	Opponent	Score	RPI	S	Opponent	Score	RPI	S	Opponent	Score
				32	A	Michigan St.	69 99					155	A	Akron	71 74
												165	A	Xavier	49 65
												174	N	Mercer	63 76
												190	A	Ball St.	70 77
												207	A	Coastal Caro.	80 81
												236	H	Loyol a Chi cago	88 74
												262	H	Marshall I	99 76
												264	H	Robert Morris	61 60
												295	H	Western Mi ch.	82 84
												301	A	Canis us	74 53
												305	A	Valparai so	79 72
												332	H	Detroit Mercy	79 73
<hr/>															
LAST 12 Division I GAMES:															
				155	A	Akron	71 74	305	A	Valparai so	79 72				
				190	A	Ball St.	70 77	332	H	Detroit Mercy	79 73				
				295	H	Western Mi ch.	82 84	301	A	Canis us	74 53				
				236	H	Loyol a Chi cago	88 74	165	A	Xavier	49 65				
				264	H	Robert Morris	61 60	174	N	Mercer	63 76				
				262	H	Marshall I	99 76	207	A	Coastal Caro.	80 81				

Non-Div I Games: Davis &amp; Elkins 63 28

Bowling Green

Loss, 
Non-Conf, S Site, 
H Home
A Away 
N Neutral

Average RPI	Win: 257	WON-LOST	WINNING	LAST 10	STRENGTH OF	OPP. STRENGTH	TEAM	ADJ.	CONF.	ADJ CONF.
Average RPI	Loss: 43	RECORD	PCT. RANK	GAMES	SCHEDULE	OF SCHEDULE	RPI	RPI	RPI	RPI
DIV. I ONLY	11- 3	42	7-3	335	97	171	171	13	13	
DIV. I NON-CONF.	9- 1	31	1- 0	345	101	144	144	14	14	
-----										
TOTALS	RPI 1-25	RPI 26-50	W-L RECORDS	RPI 51-100	RPI 101-150	RPI 150+				
11- 3	0- 1	0- 1	OVERALL	0- 1	1- 0	10- 0				
5- 2	0- 1	0- 0	HOME	0- 1	0- 0	5- 0				
5- 1	0- 0	0- 1	AWAY	0- 0	1- 0	4- 0				
1- 0	0- 0	0- 0	NEUTRAL	0- 0	0- 0	1- 0				
9- 1	0- 0	0- 1	NON-CONFERENCE	0- 0	0- 0	9- 0				
5- 0	0- 0	0- 0	HOME	0- 0	0- 0	5- 0				
3- 1	0- 0	0- 1	AWAY	0- 0	0- 0	3- 0				
1- 0	0- 0	0- 0	NEUTRAL	0- 0	0- 0	1- 0				
2- 2	0- 1	0- 0	CONFERENCE	0- 1	1- 0	1- 0				
0- 2	0- 1	0- 0	HOME	0- 1	0- 0	0- 0				
2- 0	0- 0	0- 0	AWAY	0- 0	1- 0	1- 0				
0- 0	0- 0	0- 0	NEUTRAL	0- 0	0- 0	0- 0				

RPI 1-25				RPI 26-50				RPI 51-100				RPI 101+				Team's RPI: 171
RPI	S	Opponent	Score	RPI	S	Opponent	Score	RPI	S	Opponent	Score	RPI	S	Opponent	Score	
14	H	Drake	63 92	45	A	Purdue	61 74	69	H	UNI	78 81	146	A	Indiana St.	61 45	
												198	N	Delaware	59 47	
												220	H	Eastern Ill.	67 64	
												228	H	Southeast Mo. St.	85 79	
												229	H	Western Ill.	82 68	
												260	A	Cleveland St.	67 65	
												274	A	Fla. Atlantic	80 59	
												281	H	Oakland	73 64	
												300	A	Omaha	80 60	
												342	H	Chicago St.	89 59	
												344	A	Evansville	75 68	
-----																
LAST 12 Division I GAMES:																
274	A	Fla. Atlantic	80 59	69	H	UNI	78 81	14	H	Drake	63 92	342	H	Chicago St.	89 59	
146	A	Indiana St.	61 45	45	A	Purdue	61 74	260	A	Cleveland St.	67 65	300	A	Omaha	80 60	
344	A	Evansville	75 68	229	H	Western Ill.	82 68									
229	H	Western Ill.	82 68	281	H	Oakland	73 64									
281	H	Oakland	73 64	220	H	Eastern Ill.	67 64									
220	H	Eastern Ill.	67 64													

Non-Div I Games: Rockhurst 83 40

Bradley

Average RPI Win:	291	WON-LOST	WINNING	LAST 10	STRENGTH OF	OPP. STRENGTH	TEAM	ADJ.	CONF.	ADJ CONF.
Average RPI Loss:	130	RECORD	PCT. RANK	GAMES	SCHEDULE	OF SCHEDULE	RPI	RPI	RPI	RPI
DIV. I ONLY	6- 8	209	4-6	281	212	238	238	11	11	
DIV. I NON-CONF.	6- 8	199	0- 1	283	215	247	247	10	10	
-----										
TOTALS	RPI 1-25	RPI 26-50	W-L RECORDS	RPI 51-100	RPI 101-150	RPI 150+				
6- 8	0- 1	0- 0	OVERALL	0- 2	0- 2	6- 3				
3- 2	0- 0	0- 0	HOME	0- 1	0- 0	3- 1				
2- 6	0- 1	0- 0	AWAY	0- 1	0- 2	2- 2				
1- 0	0- 0	0- 0	NEUTRAL	0- 0	0- 0	1- 0				
6- 8	0- 1	0- 0	NON-CONFERENCE	0- 2	0- 2	6- 3				
3- 2	0- 0	0- 0	HOME	0- 1	0- 0	3- 1				
2- 6	0- 1	0- 0	AWAY	0- 1	0- 2	2- 2				
1- 0	0- 0	0- 0	NEUTRAL	0- 0	0- 0	1- 0				
0- 0	0- 0	0- 0	CONFERENCE	0- 0	0- 0	0- 0				
0- 0	0- 0	0- 0	HOME	0- 0	0- 0	0- 0				
0- 0	0- 0	0- 0	AWAY	0- 0	0- 0	0- 0				
0- 0	0- 0	0- 0	NEUTRAL	0- 0	0- 0	0- 0				

RPI	S	Opponent	Score	RPI	S	Opponent	Score	RPI	S	Opponent	Score	RPI	S	Opponent	Score	Team's RPI: 238
20	A	Rutgers	52 73					63	H	Bucknell	78 91	115	A	Northern Ill.	102 109	
								84	A	Maine	96 102	120	A	Boston U.	51 72	
												181	H	Massachusetts	61 90	
												185	A	Rhode Island	67 72	
												245	A	Holy Cross	89 85	
												275	A	Bryant	57 75	
												275	N	Bryant	84 68	
												284	H	Fairfield	68 49	
												299	H	New Hampshire	76 70	
												303	H	Central Conn. St.	68 63	
												342	A	Chicago St.	90 65	
LAST 12 Division I GAMES:																
185	A	Rhode Island	67 72	342	A	Chicago St.	90 65									
20	A	Rutgers	52 73	84	A	Maine	96 102									
115	A	Northern Ill.	102 109	275	N	Bryant	84 68									
245	A	Holy Cross	89 85	63	H	Bucknell	78 91									
299	H	New Hampshire	76 70	181	H	Massachusetts	61 90									
120	A	Boston U.	51 72	284	H	Fairfield	68 49									

Non-Div I Games: Johnson &amp; Wales (RI) 78 46 Adelphi 75 62

Brown

Average RPI Win: **276**  
 Average RPI Loss: **176**

WON-LOST  
RECORD

WINNING  
PCT. RANK

LAST 10  
GAMES

STRENGTH OF  
SCHEDULE

OPP. STRENGTH  
OF SCHEDULE

TEAM  
RPI

ADJ.  
RPI

CONF.  
RPI

ADJ CONF.  
RPI

DIV. I ONLY	4- 11	283	2-8	207	326	275	275	31	31
DIV. I NON-CONF.	2- 9	297	0- 1	150	256	278	278	31	31
<hr/>									
TOTALS	RPI 1-25	RPI 26-50	W-L RECORDS	RPI 51-100	RPI 101-150	RPI 150+			
4- 11	0- 0	0- 0	OVERALL	0- 2	0- 4	4- 5			
2- 3	0- 0	0- 0	HOME	0- 1	0- 0	2- 2			
2- 6	0- 0	0- 0	AWAY	0- 1	0- 3	2- 2			
0- 2	0- 0	0- 0	NEUTRAL	0- 0	0- 1	0- 1			
2- 9	0- 0	0- 0	NON-CONFERENCE	0- 2	0- 4	2- 3			
1- 2	0- 0	0- 0	HOME	0- 1	0- 0	1- 1			
1- 5	0- 0	0- 0	AWAY	0- 1	0- 3	1- 1			
0- 2	0- 0	0- 0	NEUTRAL	0- 0	0- 1	0- 1			
2- 2	0- 0	0- 0	CONFERENCE	0- 0	0- 0	2- 2			
1- 1	0- 0	0- 0	HOME	0- 0	0- 0	1- 1			
1- 1	0- 0	0- 0	AWAY	0- 0	0- 0	1- 1			
0- 0	0- 0	0- 0	NEUTRAL	0- 0	0- 0	0- 0			

RPI 1-25				RPI 26-50				RPI 51-100				RPI 101+ Team's RPI: 275					
RPI	S	Opponent	Score	RPI	S	Opponent	Score	RPI	S	Opponent	Score	RPI	S	Opponent	Score		
								79	A	Boston College	46	83	107	A	Hartford	57	67
								84	H	Maine	57	74	108	N	Providence	64	72
													120	A	Boston U.	65	67
													138	A	West Virginia	48	94
													235	A	Sacred Heart	48	49
													237	A	Mt. St. Mary's	73	68
													238	H	Brown	75	57
													238	N	Brown	68	84
													245	H	Holy Cross	62	81
													278	A	UMass Lowell	58	57
													288	H	St. Francis Brooklyn	55	60
													299	A	New Hampshire	74	79
													350	H	LIU Brooklyn	69	62
LAST 12 Division I GAMES:																	
108	N	Providence	64	72	288	H	St. Francis Brooklyn	55	60	350	H	LIU Brooklyn	69	62			
235	A	Sacred Heart	48	49	245	H	Holy Cross	62	81	107	A	Hartford	57	67			
237	A	Mt. St. Mary's	73	68	79	A	Boston College	46	83	238	N	Brown	68	84			
299	A	New Hampshire	74	79													
120	A	Boston U.	65	67													
138	A	West Virginia	48	94													

Bryant

Bryant

Non-Div I Games:

Bryant

Loss, Non-Conf, S Site, H Home A Away N Neutral



Average RPI Win:	221	WON-LOST	WINNING	LAST 10	STRENGTH OF	OPP. STRENGTH	TEAM	ADJ.	CONF.	ADJ CONF.
Average RPI Loss:	73	RECORD	PCT. RANK	GAMES	SCHEDULE	OF SCHEDULE	RPI	RPI	RPI	RPI
DIV. I ONLY	12- 4	53	8-2	160	161	63	63	20	20	
DIV. I NON-CONF.	9- 3	62	0- 0	139	86	41	41	24	24	
-----										
TOTALS	RPI 1-25	RPI 26-50	W-L RECORDS	RPI 51-100	RPI 101-150	RPI 150+				
12- 4	0- 2	0- 0	OVERALL	1- 0	2- 1	9- 1				
5- 1	0- 0	0- 0	HOME	1- 0	2- 1	2- 0				
5- 3	0- 2	0- 0	AWAY	0- 0	0- 0	5- 1				
2- 0	0- 0	0- 0	NEUTRAL	0- 0	0- 0	2- 0				
9- 3	0- 2	0- 0	NON-CONFERENCE	1- 0	1- 0	7- 1				
4- 0	0- 0	0- 0	HOME	1- 0	1- 0	2- 0				
3- 3	0- 2	0- 0	AWAY	0- 0	0- 0	3- 1				
2- 0	0- 0	0- 0	NEUTRAL	0- 0	0- 0	2- 0				
3- 1	0- 0	0- 0	CONFERENCE	0- 0	1- 1	2- 0				
1- 1	0- 0	0- 0	HOME	0- 0	1- 1	0- 0				
2- 0	0- 0	0- 0	AWAY	0- 0	0- 0	2- 0				
0- 0	0- 0	0- 0	NEUTRAL	0- 0	0- 0	0- 0				

RPI	S	Opponent	Score	RPI	S	Opponent	Score	RPI	S	Opponent	Score	RPI	S	Opponent	Score
4	A	Syracuse	56 70					70	H	Quinnipiac	75 58	119	H	Youngstown St.	73 68
10	A	Iowa St.	61 86									120	H	Boston U.	62 70
												145	H	American	71 56
												156	A	Drexel	42 64
												181	N	Massachusetts	77 58
												205	H	Rider	80 59
												212	A	St. Bonaventure	77 46
												238	A	Brown	91 78
												246	A	Monmouth	70 32
												284	N	Fairfield	77 54
												308	A	Army West Point	66 52
												311	H	Iona	81 43
												328	A	Lafayette	56 47
-----															
LAST 12 Division I GAMES:															
328	A	Lafayette	56 47	145	H	American	71 56								
308	A	Army West Point	66 52	10	A	Iowa St.	61 86								
120	H	Boston U.	62 70	119	H	Youngstown St.	73 68								
238	A	Brown	91 78	205	H	Rider	80 59								
284	N	Fairfield	77 54	311	H	Iona	81 43								
181	N	Massachusetts	77 58	212	A	St. Bonaventure	77 46								

Non-Div I Games:

Bucknell I

Average RPI	Win:	200	WON-LOST	WINNING	LAST 10	STRENGTH OF	OPP. STRENGTH	TEAM	ADJ.	CONF.	ADJ CONF.
Average RPI	Loss:	39	RECORD	PCT. RANK	GAMES	SCHEDULE	OF SCHEDULE	RPI	RPI	RPI	RPI
DIV. I ONLY		10- 4	69	7-3	60	136	37	37	8	8	
DIV. I NON-CONF.		8- 3	72	0- 0	130	71	46	46	8	8	
-----											
TOTALS	RPI 1-25		RPI 26-50		W-L RECORDS		RPI 51-100		RPI 101-150		RPI 150+
10- 4	0- 2		1- 0		OVERALL		1- 2		1- 0		7- 0
2- 2	0- 1		0- 0		HOME		0- 1		0- 0		2- 0
6- 2	0- 1		0- 0		AWAY		0- 1		1- 0		5- 0
2- 0	0- 0		1- 0		NEUTRAL		1- 0		0- 0		0- 0
8- 3	0- 2		1- 0		NON-CONFERENCE		1- 1		0- 0		6- 0
2- 1	0- 1		0- 0		HOME		0- 0		0- 0		2- 0
4- 2	0- 1		0- 0		AWAY		0- 1		0- 0		4- 0
2- 0	0- 0		1- 0		NEUTRAL		1- 0		0- 0		0- 0
2- 1	0- 0		0- 0		CONFERENCE		0- 1		1- 0		1- 0
0- 1	0- 0		0- 0		HOME		0- 1		0- 0		0- 0
2- 0	0- 0		0- 0		AWAY		0- 0		1- 0		1- 0
0- 0	0- 0		0- 0		NEUTRAL		0- 0		0- 0		0- 0

RPI 1-25				RPI 26-50				Team's RPI: 37				RPI 51-100				RPI 101+			
RPI	S	Opponent	Score	RPI	S	Opponent	Score	RPI	S	Opponent	Score	RPI	S	Opponent	Score	RPI	S	Opponent	Score
2	H	Stanford	55 62	27	N	South Dakota St.	61 55	51	H	Ohio	71 74	139	A	Miami (OH)	66 59				
5	A	Oregon	82 102					93	N	Georgetown	73 64	212	H	St. Bonaventure	90 43				
								99	A	Dayton	59 72	219	A	Eastern Mich.	91 84				
												223	A	Dartmouth	75 69				
												232	H	Niagara	88 61				
												250	A	UMES	69 63				
												301	A	Canisius	84 66				
												303	A	Central Conn. St.	82 69				
LAST 12 Division I GAMES:																			
139	A	Miami (OH)	66 59	212	H	St. Bonaventure	90 43												
219	A	Eastern Mich.	91 84	2	H	Stanford	55 62												
51	H	Ohio	71 74	223	A	Dartmouth	75 69												
27	N	South Dakota St.	61 55	99	A	Dayton	59 72												
93	N	Georgetown	73 64	301	A	Canisius	84 66												
5	A	Oregon	82 102	303	A	Central Conn. St.	82 69												

Non-Div I Games:

Buffalo

Average RPI Win: **164**  
 Average RPI Loss: **16**

WON-LOST  
RECORD

WINNING  
PCT. RANK

LAST 10  
GAMES

STRENGTH OF  
SCHEDULE

OPP. STRENGTH  
OF SCHEDULE

TEAM  
RPI

ADJ.  
RPI

CONF.  
RPI

ADJ CONF.  
RPI

DIV. I ONLY	15- 1	5	9-1	92	96	17	17	5	5
DIV. I NON-CONF.	10- 1	19	0- 0	151	159	30	30	4	4
TOTALS	RPI 1-25	RPI 26-50	W-L RECORDS	RPI 51-100	RPI 101-150	RPI 150+			
15- 1	0- 1	0- 0	OVERALL	4- 0	2- 0	9- 0			
9- 0	0- 0	0- 0	HOME	2- 0	1- 0	6- 0			
4- 1	0- 1	0- 0	AWAY	2- 0	0- 0	2- 0			
2- 0	0- 0	0- 0	NEUTRAL	0- 0	1- 0	1- 0			
10- 1	0- 1	0- 0	NON-CONFERENCE	0- 0	2- 0	8- 0			
7- 0	0- 0	0- 0	HOME	0- 0	1- 0	6- 0			
1- 1	0- 1	0- 0	AWAY	0- 0	0- 0	1- 0			
2- 0	0- 0	0- 0	NEUTRAL	0- 0	1- 0	1- 0			
5- 0	0- 0	0- 0	CONFERENCE	4- 0	0- 0	1- 0			
2- 0	0- 0	0- 0	HOME	2- 0	0- 0	0- 0			
3- 0	0- 0	0- 0	AWAY	2- 0	0- 0	1- 0			
0- 0	0- 0	0- 0	NEUTRAL	0- 0	0- 0	0- 0			

RPI	S	Opponent	Score	RPI	S	Opponent	Score	RPI	S	Opponent	Score	RPI	S	Opponent	Score
16	A	Indiana	46 66					52	A	Villanova	63 55	104	N	Ohio St.	66 53
								85	H	Seton Hall	62 59	146	H	Indiana St.	72 49
								93	A	Georgetown	59 50	155	A	Akron	63 47
								98	H	St. John's (NY)	66 45	165	A	Xavier	63 41
												178	H	Illinois St.	58 56
												190	H	Ball St.	64 47
												219	N	Eastern Mich.	73 63
												220	H	Eastern Ill.	72 37
												229	H	Western Ill.	92 51
												249	H	Murray St.	86 65
												278	H	UMass Lowell	89 36
LAST 12 Division I GAMES:															
165	A	Xavier	63 41	93	A	Georgetown	59 50								
98	H	St. John's (NY)	66 45	52	A	Villanova	63 55								
85	H	Seton Hall	62 59	219	N	Eastern Mich.	73 63								
16	A	Indiana	46 66	104	N	Ohio St.	66 53								
190	H	Ball St.	64 47	146	H	Indiana St.	72 49								
178	H	Illinois St.	58 56	155	A	Akron	63 47								

Non-Div I Games:

Butler

Average RPI		Win: 243	WON-LOST RECORD	WINNING PCT. RANK	LAST 10 GAMES	STRENGTH OF SCHEDULE	OPP. STRENGTH OF SCHEDULE	TEAM RPI	ADJ. RPI	CONF. RPI	ADJ. CONF. RPI
Loss: 213											
DIV. I ONLY		4- 11	283	2-8	283	312	291	291	30	30	
DIV. I NON-CONF.		2- 9	297	0- 0	254	307	307	307	30	30	
TOTALS		RPI 1-25	RPI 26-50	W-L RECORDS		RPI 51-100	RPI 101-150	RPI 150+			
4- 11	0- 0		0- 1	OVERALL		1- 0	0- 1	3- 9			
2- 2	0- 0		0- 0	HOME		1- 0	0- 0	1- 2			
2- 9	0- 0		0- 1	AWAY		0- 0	0- 1	2- 7			
0- 0	0- 0		0- 0	NEUTRAL		0- 0	0- 0	0- 0			
2- 9	0- 0		0- 1	NON-CONFERENCE		1- 0	0- 1	1- 7			
1- 1	0- 0		0- 0	HOME		1- 0	0- 0	0- 1			
1- 8	0- 0		0- 1	AWAY		0- 0	0- 1	1- 6			
0- 0	0- 0		0- 0	NEUTRAL		0- 0	0- 0	0- 0			
2- 2	0- 0		0- 0	CONFERENCE		0- 0	0- 0	2- 2			
1- 1	0- 0		0- 0	HOME		0- 0	0- 0	1- 1			
1- 1	0- 0		0- 0	AWAY		0- 0	0- 0	1- 1			
0- 0	0- 0		0- 0	NEUTRAL		0- 0	0- 0	0- 0			

RPI 1-25				RPI 26-50				RPI 51-100				RPI 101+				Team's RPI: 291	
RPI	S	Opponent	Score	RPI	S	Opponent	Score	RPI	S	Opponent	Score	RPI	S	Opponent	Score		
				34	A	Oregon St.	52 92	81	H	Wright St.	76 74	131	A	UC Irvine	78 85		
												186	H	New Mexico St.	59 61		
												200	A	North Texas	59 71		
												209	H	UC Riverside	67 79		
												211	A	Cal St. Fullerton	56 64		
												239	A	SMU	43 49		
												240	H	UTRGV	68 63		
												259	A	Utah Valley	70 78		
												270	A	UTEP	47 53		
												300	A	Omaha	46 53		
												306	A	San Jose St.	72 82		
												316	A	UC Santa Barbara	56 48		
												335	A	Seattle U	70 60		
LAST 12 Division I GAMES:																	
				186	H	New Mexico St.	59 61	335	A	Seattle U	70 60						
				240	H	UTRGV	68 63	209	H	UC Riverside	67 79						
				259	A	Utah Valley	70 78	34	A	Oregon St.	52 92						
				211	A	Cal St. Fullerton	56 64	200	A	North Texas	59 71						
				131	A	UC Irvine	78 85	239	A	SMU	43 49						
				306	A	San Jose St.	72 82	300	A	Omaha	46 53						

Non-Div I Games:	Whittier	74	46	Westcliff	91	37
------------------	----------	----	----	-----------	----	----

CSU Bakersfield

Loss, Non-Conf, S Site, H Home A Away N Neutral

Average RPI	Win:	239	WON-LOST	WINNING	LAST 10	STRENGTH OF	OPP. STRENGTH	TEAM	ADJ.	CONF.	ADJ CONF.
Average RPI	Loss:	66	RECORD	PCT. RANK	GAMES	SCHEDULE	OF SCHEDULE	RPI	RPI	RPI	RPI
DIV. I ONLY		7- 9		202	5-5	114	72	160	160	22	22
DIV. I NON-CONF.		6- 8		199	0- 1	119	28	146	146	21	21
-----											
TOTALS	RPI 1-25		RPI 26-50		W-L RECORDS	RPI 51-100		RPI 101-150		RPI 150+	
7- 9	0- 3		0- 0		OVERALL	1- 3		0- 3		6- 0	
5- 2	0- 0		0- 0		HOME	1- 1		0- 1		4- 0	
2- 7	0- 3		0- 0		AWAY	0- 2		0- 2		2- 0	
0- 0	0- 0		0- 0		NEUTRAL	0- 0		0- 0		0- 0	
6- 8	0- 3		0- 0		NON-CONFERENCE	1- 3		0- 2		5- 0	
4- 2	0- 0		0- 0		HOME	1- 1		0- 1		3- 0	
2- 6	0- 3		0- 0		AWAY	0- 2		0- 1		2- 0	
0- 0	0- 0		0- 0		NEUTRAL	0- 0		0- 0		0- 0	
1- 1	0- 0		0- 0		CONFERENCE	0- 0		0- 1		1- 0	
1- 0	0- 0		0- 0		HOME	0- 0		0- 0		1- 0	
0- 1	0- 0		0- 0		AWAY	0- 0		0- 1		0- 0	
0- 0	0- 0		0- 0		NEUTRAL	0- 0		0- 0		0- 0	

RPI	S	Opponent	Score	RPI	S	Opponent	Score	RPI	S	Opponent	Score	RPI	S	Opponent	Score	Team's RPI: 160
2	A	Stanford	43 69					58	A	Boise St.	63 74	106	A	Idaho	73 88	
14	A	Drake	63 73					61	A	Southern Cal i forni a	42 58	127	H	Loyol a Marymount	53 72	
24	A	Cal i forni a	42 67					67	H	Harvard	55 75	131	A	UC Irvi ne	61 65	
								95	H	Washi ngton St.	65 52	158	A	Santa Clara	53 38	
												203	H	San Diego St.	77 74	
												294	H	Cal i forni a Baptist	73 67	
												300	A	Omaha	64 52	
												306	H	San Jose St.	76 40	
												316	H	UC Santa Barbara	73 65	
-----																
LAST 12 Division I GAMES:																
67	H	Harvard	55 75	2	A	Stanford	43 69	306	H	San Jose St.	76 40	61	A	Southern Cal i forni a	42 58	
131	A	UC Irvine	61 65	24	A	Cal i forni a	42 67	127	H	Loyol a Marymount	53 72	203	H	San Diego St.	77 74	
316	H	UC Santa Barbara	73 65													
158	A	Santa Clara	53 38													
294	H	Cal i forni a Baptist	73 67													
95	H	Washi ngton St.	65 52													

Non-Div I Games:

CSUN

Average RPI Win: 280		WON-LOST RECORD	WINNING PCT. RANK	LAST 10 GAMES	STRENGTH OF SCHEDULE	OPP. STRENGTH OF SCHEDULE	TEAM RPI	ADJ. RPI	CONF. RPI	ADJ. CONF. RPI
Average RPI Loss: 129										
DIV. I ONLY		3- 9	292	3-7	247	130	293	293	22	22
DIV. I NON-CONF.		2- 8	293	0- 0	278	66	305	305	21	21
TOTALS		RPI 1-25	RPI 26-50	W-L RECORDS	RPI 51-100	RPI 101-150	RPI 150+			
3- 9	0- 0		0- 2	OVERALL	0- 2	0- 2	3- 3			
2- 4	0- 0		0- 0	HOME	0- 1	0- 2	2- 1			
1- 4	0- 0		0- 2	AWAY	0- 1	0- 0	1- 1			
0- 1	0- 0		0- 0	NEUTRAL	0- 0	0- 0	0- 1			
2- 8	0- 0		0- 2	NON-CONFERENCE	0- 2	0- 1	2- 3			
1- 3	0- 0		0- 0	HOME	0- 1	0- 1	1- 1			
1- 4	0- 0		0- 2	AWAY	0- 1	0- 0	1- 1			
0- 1	0- 0		0- 0	NEUTRAL	0- 0	0- 0	0- 1			
1- 1	0- 0		0- 0	CONFERENCE	0- 0	0- 1	1- 0			
1- 1	0- 0		0- 0	HOME	0- 0	0- 1	1- 0			
0- 0	0- 0		0- 0	AWAY	0- 0	0- 0	0- 0			
0- 0	0- 0		0- 0	NEUTRAL	0- 0	0- 0	0- 0			

RPI 1-25				RPI 26-50				RPI 51-100				RPI 101+				Team's RPI: 293	
RPI	S	Opponent	Score	RPI	S	Opponent	Score	RPI	S	Opponent	Score	RPI	S	Opponent	Score		
				34	A	Oregon St.	54 79	54	H	Saint Mary's (CA)	51 69	131	H	UC Irvine	59 75		
				39	A	UCLA	35 81	96	A	Fresno St.	58 76	150	H	Illinois	51 74		
												167	H	Pepperdine	63 70		
												188	H	Eastern Wash.	59 55		
												243	N	San Francisco	62 65		
												247	A	Sacramento St.	85 88		
												316	H	UC Santa Barbara	75 67		
												335	A	Seattle U	60 50		
LAST 12 Division I GAMES:																	
				316	H	UC Santa Barbara	75 67	335	A	Seattle U	60 50						
				131	H	UC Irvine	59 75	54	H	Saint Mary's (CA)	51 69						
				39	A	UCLA	35 81	188	H	Eastern Wash.	59 55						
				96	A	Fresno St.	58 76	167	H	Pepperdine	63 70						
				247	A	Sacramento St.	85 88	150	H	Illinois	51 74						
				34	A	Oregon St.	54 79	243	N	San Francisco	62 65						

Non-Div I Games:	Academy of Art	87	65
------------------	----------------	----	----

Cal Poly

■ Loss, ■ Non-Conf, S Site, H Home A Away N Neutral

Average RPI Win:	280	WON-LOST	WINNING	LAST 10	STRENGTH OF	OPP. STRENGTH	TEAM	ADJ.	CONF.	ADJ CONF.
Average RPI Loss:	136	RECORD	PCT. RANK	GAMES	SCHEDULE	OF SCHEDULE	RPI	RPI	RPI	RPI
DIV. I ONLY	8- 5	110	7-3	321	215	211	211	22	22	
DIV. I NON-CONF.	7- 5	132	0- 0	310	226	224	224	21	21	
-----										
TOTALS	RPI 1-25	RPI 26-50	W-L RECORDS	RPI 51-100	RPI 101-150	RPI 150+				
8- 5	0- 0	0- 0	OVERALL	0- 2	0- 1	8- 2				
4- 3	0- 0	0- 0	HOME	0- 1	0- 0	4- 2				
4- 2	0- 0	0- 0	AWAY	0- 1	0- 1	4- 0				
0- 0	0- 0	0- 0	NEUTRAL	0- 0	0- 0	0- 0				
7- 5	0- 0	0- 0	NON-CONFERENCE	0- 2	0- 1	7- 2				
3- 3	0- 0	0- 0	HOME	0- 1	0- 0	3- 2				
4- 2	0- 0	0- 0	AWAY	0- 1	0- 1	4- 0				
0- 0	0- 0	0- 0	NEUTRAL	0- 0	0- 0	0- 0				
1- 0	0- 0	0- 0	CONFERENCE	0- 0	0- 0	1- 0				
1- 0	0- 0	0- 0	HOME	0- 0	0- 0	1- 0				
0- 0	0- 0	0- 0	AWAY	0- 0	0- 0	0- 0				
0- 0	0- 0	0- 0	NEUTRAL	0- 0	0- 0	0- 0				

RPI 1-25				RPI 26-50				RPI 51-100				RPI 101+				Team's RPI: 211
RPI	S	Opponent	Score	RPI	S	Opponent	Score	RPI	S	Opponent	Score	RPI	S	Opponent	Score	
								75	H	Paci fi c	64	72				
								100	A	Washi ngton	74	83				
LAST 12 Division I GAMES:																
265	H	Hawai i	72	68	319	A	Saint Peter's	69	45							
259	H	Utah Valley	56	55	257	A	Col umbi a	61	58							
75	H	Paci fi c	64	72	291	H	CSU Bakersfi eld	64	56							
203	H	San Diego St.	72	83	223	H	Dartmouth	67	62							
294	A	Cal i forni a Baptist	79	65	143	A	Portl and	74	83							
100	A	Washing ton	74	83	158	H	Santa Clara	60	64							

Non-Div I Games: Antelope Valley 77 65

Cal St. Fullerton

Loss, 
Non-Conf, S Site, 
H Home
A Away 
N Neutral

Average RPI Win:	120	WON-LOST	WINNING	LAST 10	STRENGTH OF	OPP. STRENGTH	TEAM	ADJ.	CONF.	ADJ CONF.
Average RPI Loss:	37	RECORD	PCT. RANK	GAMES	SCHEDULE	OF SCHEDULE	RPI	RPI	RPI	RPI
DIV. I ONLY	10- 5	86	5-5	20	18	24	24	2	2	
DIV. I NON-CONF.	9- 2	43	0- 0	28	46	15	15	2	2	
-----										
TOTALS	RPI 1-25	RPI 26-50	W-L RECORDS	RPI 51-100	RPI 101-150	RPI 150+				
10- 5	0- 2	1- 1	OVERALL	5- 2	1- 0	3- 0				
4- 3	0- 1	0- 1	HOME	1- 1	1- 0	2- 0				
4- 2	0- 1	1- 0	AWAY	2- 1	0- 0	1- 0				
2- 0	0- 0	0- 0	NEUTRAL	2- 0	0- 0	0- 0				
9- 2	0- 1	1- 0	NON-CONFERENCE	4- 1	1- 0	3- 0				
3- 2	0- 1	0- 0	HOME	0- 1	1- 0	2- 0				
4- 0	0- 0	1- 0	AWAY	2- 0	0- 0	1- 0				
2- 0	0- 0	0- 0	NEUTRAL	2- 0	0- 0	0- 0				
1- 3	0- 1	0- 1	CONFERENCE	1- 1	0- 0	0- 0				
1- 1	0- 0	0- 1	HOME	1- 0	0- 0	0- 0				
0- 2	0- 1	0- 0	AWAY	0- 1	0- 0	0- 0				
0- 0	0- 0	0- 0	NEUTRAL	0- 0	0- 0	0- 0				

RPI	S	Opponent	Score	RPI	S	Opponent	Score	RPI	S	Opponent	Score	RPI	S	Opponent	Score
7	H	UConn	66 76	28	A	BYU	70 52	54	A	Saint Mary's (CA)	81 78	126	H	Houston	80 79
15	A	Ari zona St.	61 62	39	H	UCLA	79 84	56	A	Ari zona	55 60	160	H	CSUN	67 42
								61	H	Southern Cal i forni a	66 59	227	A	San Di ego	70 53
								67	H	Harvard	79 85	316	H	UC Santa Barbara	69 45
								74	N	Tul ane	65 57				
								75	N	Paci fi c	81 69				
								80	A	Penn St.	75 58				
LAST 12 Division I GAMES:															
15	A	Ari zona St.	61 62	39	H	UCLA	79 84	67	H	Harvard	79 85				
56	A	Ari zona	55 60					7	H	UConn	66 76				
61	H	Southern Cal i forni a	66 59					316	H	UC Santa Barbara	69 45				
227	A	San Di ego	70 53					54	A	Saint Mary's (CA)	81 78				
74	N	Tul ane	65 57					160	H	CSUN	67 42				
75	N	Paci fi c	81 69												

Non-Div I Games:

Cal i forni a



Average RPI Win:	271	WON-LOST	WINNING	LAST 10	STRENGTH OF	OPP. STRENGTH	TEAM	ADJ.	CONF.	ADJ CONF.
Average RPI Loss:	172	RECORD	PCT. RANK	GAMES	SCHEDULE	OF SCHEDULE	RPI	RPI	RPI	RPI

DIV. I ONLY	4- 9	263	6-4	300	235	294	294	30	30
DIV. I NON-CONF.	3- 6	241	0- 0	261	218	260	260	30	30
TOTALS	RPI 1-25	RPI 26-50	W-L RECORDS	RPI 51-100	RPI 101-150	RPI 150+			
4- 9	0- 0	0- 1	OVERALL	0- 0	0- 1	4- 7			
2- 3	0- 0	0- 0	HOME	0- 0	0- 1	2- 2			
2- 5	0- 0	0- 0	AWAY	0- 0	0- 0	2- 5			
0- 1	0- 0	0- 1	NEUTRAL	0- 0	0- 0	0- 0			
3- 6	0- 0	0- 1	NON-CONFERENCE	0- 0	0- 1	3- 4			
1- 2	0- 0	0- 0	HOME	0- 0	0- 1	1- 1			
2- 3	0- 0	0- 0	AWAY	0- 0	0- 0	2- 3			
0- 1	0- 0	0- 1	NEUTRAL	0- 0	0- 0	0- 0			
1- 3	0- 0	0- 0	CONFERENCE	0- 0	0- 0	1- 3			
1- 1	0- 0	0- 0	HOME	0- 0	0- 0	1- 1			
0- 2	0- 0	0- 0	AWAY	0- 0	0- 0	0- 2			
0- 0	0- 0	0- 0	NEUTRAL	0- 0	0- 0	0- 0			

RPI 1-25	RPI 26-50	RPI 51-100	RPI 101+	Team's RPI: 294
RPI S Opponent Score	RPI S Opponent Score	RPI S Opponent Score	RPI S Opponent Score	
	28 N <b>BYU</b> 69 <b>76</b>		101 <b>H</b> <b>Idaho St.</b> 57 <b>72</b>	
			160 <b>A</b> <b>CSUN</b> 67 <b>73</b>	
			179 <b>H</b> <b>UMKC</b> 74 <b>78</b>	
			186 <b>A</b> <b>New Mexico St.</b> 69 <b>76</b>	
			203 <b>A</b> <b>San Diego St.</b> 67 <b>83</b>	
			209 <b>H</b> <b>UC Ri versi de</b> 65 57	
			211 <b>H</b> <b>Cal St. Fullerton</b> 65 <b>79</b>	
			215 <b>A</b> <b>Long Beach St.</b> 85 83	
			240 <b>A</b> <b>UTRGV</b> 56 <b>60</b>	
			242 <b>A</b> <b>Northern Ari z.</b> 88 <b>91</b>	
			316 <b>A</b> <b>UC Santa Barbara</b> 76 64	
			342 <b>H</b> <b>Chicago St.</b> 89 52	
LAST 12 Division I GAMES:				
	342 <b>H</b> <b>Chicago St.</b> 89 52	186 <b>A</b> <b>New Mexico St.</b> 69 <b>76</b>		
	179 <b>H</b> <b>UMKC</b> 74 <b>78</b>	316 <b>A</b> <b>UC Santa Barbara</b> 76 64		
	240 <b>A</b> <b>UTRGV</b> 56 <b>60</b>	209 <b>H</b> <b>UC Ri versi de</b> 65 57		
	242 <b>A</b> <b>Northern Ari z.</b> 88 <b>91</b>	160 <b>A</b> <b>CSUN</b> 67 <b>73</b>		
	211 <b>H</b> <b>Cal St. Fullerton</b> 65 <b>79</b>	28 N <b>BYU</b> 69 <b>76</b>		
	215 <b>A</b> <b>Long Beach St.</b> 85 83	203 <b>A</b> <b>San Diego St.</b> 67 <b>83</b>		

Non-Div I Games: La Sierra 91 44 Notre Dame de Namur 80 47 Fresno Paci fic 93 71

Average RPI Win:	312	WON-LOST	WINNING	LAST 10	STRENGTH OF	OPP. STRENGTH	TEAM	ADJ.	CONF.	ADJ CONF.
Average RPI Loss:	165	RECORD	PCT. RANK	GAMES	SCHEDULE	OF SCHEDULE	RPI	RPI	RPI	RPI
DIV. I ONLY	8- 5	110	6-4	337	315	244	244	28	28	
DIV. I NON-CONF.	6- 3	91	1- 0	304	313	200	200	29	29	
<hr/>										
TOTALS	RPI 1-25	RPI 26-50	W-L RECORDS	RPI 51-100	RPI 101-150	RPI 150+				
8- 5	0- 0	0- 0	OVERALL	0- 2	0- 0	8- 3				
3- 3	0- 0	0- 0	HOME	0- 1	0- 0	3- 2				
4- 2	0- 0	0- 0	AWAY	0- 1	0- 0	4- 1				
1- 0	0- 0	0- 0	NEUTRAL	0- 0	0- 0	1- 0				
6- 3	0- 0	0- 0	NON-CONFERENCE	0- 2	0- 0	6- 1				
2- 2	0- 0	0- 0	HOME	0- 1	0- 0	2- 1				
3- 1	0- 0	0- 0	AWAY	0- 1	0- 0	3- 0				
1- 0	0- 0	0- 0	NEUTRAL	0- 0	0- 0	1- 0				
2- 2	0- 0	0- 0	CONFERENCE	0- 0	0- 0	2- 2				
1- 1	0- 0	0- 0	HOME	0- 0	0- 0	1- 1				
1- 1	0- 0	0- 0	AWAY	0- 0	0- 0	1- 1				
0- 0	0- 0	0- 0	NEUTRAL	0- 0	0- 0	0- 0				

RPI 1-25				RPI 26-50				RPI 51-100				RPI 101+				Team's RPI: 244
RPI	S	Opponent	Score	RPI	S	Opponent	Score	RPI	S	Opponent	Score	RPI	S	Opponent	Score	
								73	H	Old Dominion	59 83	222	A	UNC Asheville	52 60	
								79	A	Boston College	56 76	225	H	Howard	64 69	
												226	H	Gardner-Webb	38 52	
												277	A	Norfolk St.	57 49	
												300	N	Omaha	65 52	
												307	H	Col. of Charleston	66 65	
												309	H	Presbyteria n	51 46	
												317	A	FIU	59 54	
												320	A	Western Caro.	63 37	
												325	H	UNC Greensboro	53 49	
												343	A	Charleston So.	60 58	
<hr/>																
LAST 12 Division I GAMES:																
317	A	FIU	59 54	226	H	Gardner-Webb	38 52									
222	A	UNC Asheville	52 60	309	H	Presbyteria n	51 46									
343	A	Charleston So.	60 58	79	A	Boston College	56 76									
277	A	Norfolk St.	57 49	225	H	Howard	64 69									
307	H	Col. of Charleston	66 65	325	H	UNC Greensboro	53 49									
320	A	Western Caro.	63 37	300	N	Omaha	65 52									

Non-Div I Games: William Peace 65 36 Columbia (SC) 93 46

Campbell

Average RPI Win:	312	WON-LOST	WINNING	LAST 10	STRENGTH OF	OPP. STRENGTH	TEAM	ADJ.	CONF.	ADJ CONF.
Average RPI Loss:	177	RECORD	PCT. RANK	GAMES	SCHEDULE	OF SCHEDULE	RPI	RPI	RPI	RPI
DIV. I ONLY	5- 10	248	5-5	312	258	301	301	27	27	
DIV. I NON-CONF.	2- 9	297	0- 0	277	257	330	330	28	28	
-----										
TOTALS	RPI 1-25	RPI 26-50	W-L RECORDS	RPI 51-100	RPI 101-150	RPI 150+				
5- 10	0- 0	0- 1	OVERALL	0- 0	0- 3	5- 6				
2- 6	0- 0	0- 1	HOME	0- 0	0- 3	2- 2				
3- 4	0- 0	0- 0	AWAY	0- 0	0- 0	3- 4				
0- 0	0- 0	0- 0	NEUTRAL	0- 0	0- 0	0- 0				
2- 9	0- 0	0- 1	NON-CONFERENCE	0- 0	0- 2	2- 6				
1- 5	0- 0	0- 1	HOME	0- 0	0- 2	1- 2				
1- 4	0- 0	0- 0	AWAY	0- 0	0- 0	1- 4				
0- 0	0- 0	0- 0	NEUTRAL	0- 0	0- 0	0- 0				
3- 1	0- 0	0- 0	CONFERENCE	0- 0	0- 1	3- 0				
1- 1	0- 0	0- 0	HOME	0- 0	0- 1	1- 0				
2- 0	0- 0	0- 0	AWAY	0- 0	0- 0	2- 0				
0- 0	0- 0	0- 0	NEUTRAL	0- 0	0- 0	0- 0				

RPI 1-25				RPI 26-50				RPI 51-100				RPI 101+				Team's RPI: 301	
RPI	S	Opponent	Score	RPI	S	Opponent	Score	RPI	S	Opponent	Score	RPI	S	Opponent	Score		
				37	H	Buffal o	66 84					111	H	Marist	66 71		
												119	H	Youngstown St.	36 62		
												139	H	Mi ami (OH)	59 62		
												155	A	Akron	53 62		
												206	H	Bowling Green	53 74		
												212	A	St. Bonaventure	94 100		
												240	H	UTRGV	53 57		
												272	A	Col gate	53 67		
												281	A	Oakl and	60 71		
												296	A	Al bany (NY)	48 42		
												297	H	Vermont	67 46		
												311	A	I ona	48 40		
												319	A	Saint Peter's	75 62		
												339	H	Manhattan	47 44		
LAST 12 Division I GAMES:																	
				319	A	Saint Peter's	75 62					339	H	Manhattan	47 44		
				311	A	I ona	48 40					297	H	Vermont	67 46		
				111	H	Marist	66 71					155	A	Akron	53 62		
				296	A	Al bany (NY)	48 42					206	H	Bowling Green	53 74		
				281	A	Oakl and	60 71					37	H	Buffal o	66 84		
				272	A	Col gate	53 67					119	H	Youngstown St.	36 62		

Non-Div I Games:

Canisius

Average RPI Win:	351	WON-LOST	WINNING	LAST 10	STRENGTH OF	OPP. STRENGTH	TEAM	ADJ.	CONF.	ADJ CONF.
Average RPI Loss:	173	RECORD	PCT. RANK	GAMES	SCHEDULE	OF SCHEDULE	RPI	RPI	RPI	RPI
DIV. I ONLY	1- 9	333	3-7	267	286	326	326	26	26	
DIV. I NON-CONF.	1- 5	311	0- 0	271	249	299	299	22	22	
<hr/>										
TOTALS	RPI 1-25	RPI 26-50	W-L RECORDS	RPI 51-100	RPI 101-150	RPI 150+				
1- 9	0- 0	0- 1	OVERALL	0- 2	0- 0	1- 6				
0- 2	0- 0	0- 0	HOME	0- 0	0- 0	0- 2				
1- 7	0- 0	0- 1	AWAY	0- 2	0- 0	1- 4				
0- 0	0- 0	0- 0	NEUTRAL	0- 0	0- 0	0- 0				
1- 5	0- 0	0- 1	NON-CONFERENCE	0- 1	0- 0	1- 3				
0- 1	0- 0	0- 0	HOME	0- 0	0- 0	0- 1				
1- 4	0- 0	0- 1	AWAY	0- 1	0- 0	1- 2				
0- 0	0- 0	0- 0	NEUTRAL	0- 0	0- 0	0- 0				
0- 4	0- 0	0- 0	CONFERENCE	0- 1	0- 0	0- 3				
0- 1	0- 0	0- 0	HOME	0- 0	0- 0	0- 1				
0- 3	0- 0	0- 0	AWAY	0- 1	0- 0	0- 2				
0- 0	0- 0	0- 0	NEUTRAL	0- 0	0- 0	0- 0				

RPI	S	Opponent	Score	RPI	S	Opponent	Score	RPI	S	Opponent	Score	RPI	S	Opponent	Score	Team's RPI: 326
38	A	Texas A&M	27 84	64	A	Kansas St.	54 70	153	A	Oklahoma	52 65	175	H	South Alabama	50 58	
				76	A	Lamar University	37 57	214	A	Sam Houston St.	62 66	217	A	Southeastern La.	53 62	
								289	H	A&M-Corpus Christi	65 73	331	A	Jackson St.	56 65	
								351	A	Alcorn	57 46					
<hr/>																
LAST 12 Division I GAMES:																
76	A	Lamar University	37 57	289	H	A&M-Corpus Christi	65 73	153	A	Oklahoma	52 65	351	A	Alcorn	57 46	
214	A	Sam Houston St.	62 66	64	A	Kansas St.	54 70	175	H	South Alabama	50 58					
217	A	Southeastern La.	53 62	38	A	Texas A&M	27 84									
331	A	Jackson St.	56 65													

Non-Div I Games: Central Baptist 55 34 Crowley's Ridge 91 33 Williams Baptist 70 35 Hendrix 72 40 Central Ark.

Average RPI Win:	306	WON-LOST	WINNING	LAST 10	STRENGTH OF	OPP. STRENGTH	TEAM	ADJ.	CONF.	ADJ CONF.
Average RPI Loss:	179	RECORD	PCT. RANK	GAMES	SCHEDULE	OF SCHEDULE	RPI	RPI	RPI	RPI
DIV. I ONLY	3- 11	300	3-7	261	293	303	303	31	31	
DIV. I NON-CONF.	3- 7	256	0- 0	158	206	232	232	31	31	
-----										
TOTALS	RPI 1-25	RPI 26-50	W-L RECORDS	RPI 51-100	RPI 101-150	RPI 150+				
3- 11	0- 1	0- 1	OVERALL	0- 0	0- 3	3- 6				
1- 4	0- 0	0- 1	HOME	0- 0	0- 2	1- 1				
2- 7	0- 1	0- 0	AWAY	0- 0	0- 1	2- 5				
0- 0	0- 0	0- 0	NEUTRAL	0- 0	0- 0	0- 0				
3- 7	0- 1	0- 1	NON-CONFERENCE	0- 0	0- 3	3- 2				
1- 3	0- 0	0- 1	HOME	0- 0	0- 2	1- 0				
2- 4	0- 1	0- 0	AWAY	0- 0	0- 1	2- 2				
0- 0	0- 0	0- 0	NEUTRAL	0- 0	0- 0	0- 0				
0- 4	0- 0	0- 0	CONFERENCE	0- 0	0- 0	0- 4				
0- 1	0- 0	0- 0	HOME	0- 0	0- 0	0- 1				
0- 3	0- 0	0- 0	AWAY	0- 0	0- 0	0- 3				
0- 0	0- 0	0- 0	NEUTRAL	0- 0	0- 0	0- 0				

RPI 1-25				RPI 26-50				RPI 51-100				RPI 101+ Team's RPI: 303			
RPI	S	Opponent	Score	RPI	S	Opponent	Score	RPI	S	Opponent	Score	RPI	S	Opponent	Score
20	A	Rutgers	44 73	37	H	Buffal o	69 82					107	H	Hartford	52 54
												116	H	Lehi gh	62 88
												117	A	Yal e	46 58
												181	A	Massachusetts	59 74
												235	A	Sacred Heart	61 66
												237	A	Mt. St. Mary's	53 84
												238	A	Brown	63 68
												296	A	Al bany (NY)	60 53
												299	H	New Hampshi re	56 47
												323	A	Morgan St.	60 36
												327	H	Wagner	63 75
												349	A	Fai rlei gh Di cki nson	67 74
LAST 12 Division I GAMES:															
237	A	Mt. St. Mary's	53 84	117	A	Yal e	46 58								
349	A	Fai rlei gh Dickinson	67 74	299	H	New Hampshi re	56 47								
327	H	Wagner	63 75	296	A	Al bany (NY)	60 53								
235	A	Sacred Heart	61 66	37	H	Buffal o	69 82								
107	H	Hartford	52 54	323	A	Morgan St.	60 36								
20	A	Rutgers	44 73	181	A	Massachusetts	59 74								

Non-Div I Games:

Central Conn. St.

Average RPI Win:	130	WON-LOST	WINNING	LAST 10	STRENGTH OF	OPP. STRENGTH	TEAM	ADJ.	CONF.	ADJ CONF.
Average RPI Loss:	36	RECORD	PCT. RANK	GAMES	SCHEDULE	OF SCHEDULE	RPI	RPI	RPI	RPI
DIV. I ONLY	12- 3	39	8-2	34	21	18	18	8	8	
DIV. I NON-CONF.	9- 3	62	0- 0	97	4	37	37	8	8	
-----										
TOTALS	RPI 1-25	RPI 26-50	W-L RECORDS	RPI 51-100	RPI 101-150	RPI 150+				
12- 3	1- 1	1- 1	OVERALL	2- 1	4- 0	4- 0				
4- 2	1- 1	0- 1	HOME	0- 0	1- 0	2- 0				
7- 0	0- 0	1- 0	AWAY	2- 0	2- 0	2- 0				
1- 1	0- 0	0- 0	NEUTRAL	0- 1	1- 0	0- 0				
9- 3	1- 1	1- 1	NON-CONFERENCE	1- 1	3- 0	3- 0				
3- 2	1- 1	0- 1	HOME	0- 0	1- 0	1- 0				
5- 0	0- 0	1- 0	AWAY	1- 0	1- 0	2- 0				
1- 1	0- 0	0- 0	NEUTRAL	0- 1	1- 0	0- 0				
3- 0	0- 0	0- 0	CONFERENCE	1- 0	1- 0	1- 0				
1- 0	0- 0	0- 0	HOME	0- 0	0- 0	1- 0				
2- 0	0- 0	0- 0	AWAY	1- 0	1- 0	0- 0				
0- 0	0- 0	0- 0	NEUTRAL	0- 0	0- 0	0- 0				

RPI	S	Opponent	Score	RPI	S	Opponent	Score	RPI	S	Opponent	Score	RPI	S	Opponent	Score
6	H	Louisville	68 72	27	H	South Dakota St.	71 80	51	A	Ohio	88 70	102	H	Western Ky.	108 90
19	H	UCF	75 68	40	A	Miami (FL)	90 80	70	A	Quinnipiac	67 52	113	A	Virginia	74 61
								74	N	Tulane	57 68	115	A	Northern Ill.	89 66
												132	N	Chattanooga	73 50
												155	H	Akron	94 71
												173	A	Vanderbilt	66 57
												281	H	Oakland	104 61
												311	A	Iona	82 39
-----															
LAST 12 Division I GAMES:															
115	A	Northern Ill.	89 66	6	H	Louisville	68 72	173	A	Vanderbilt	66 57				
51	A	Ohio	88 70					70	A	Quinnipiac	67 52				
155	H	Akron	94 71					311	A	Iona	82 39				
40	A	Miami (FL)	90 80					132	N	Chattanooga	73 50				
74	N	Tulane	57 68					113	A	Virginia	74 61				
19	H	UCF	75 68												

Non-Div I Games:

Central Mich.

Average RPI Win: 347		WON-LOST RECORD	WINNING PCT. RANK	LAST 10 GAMES	STRENGTH OF SCHEDULE	OPP. STRENGTH OF SCHEDULE	TEAM RPI	ADJ. RPI	CONF. RPI	ADJ. CONF. RPI
Average RPI Loss: 218										
DIV. I ONLY		1- 11	334	3-7	301	341	343	343	28	28
DIV. I NON-CONF.		0- 8	336	0- 0	275	322	347	347	29	29
TOTALS		RPI 1-25	RPI 26-50	W-L RECORDS		RPI 51-100	RPI 101-150	RPI 150+		
1- 11	0- 0		0- 0	OVERALL		0- 1	0- 2	1- 8		
0- 5	0- 0		0- 0	HOME		0- 0	0- 2	0- 3		
1- 6	0- 0		0- 0	AWAY		0- 1	0- 0	1- 5		
0- 0	0- 0		0- 0	NEUTRAL		0- 0	0- 0	0- 0		
0- 8	0- 0		0- 0	NON-CONFERENCE		0- 1	0- 2	0- 5		
0- 3	0- 0		0- 0	HOME		0- 0	0- 2	0- 1		
0- 5	0- 0		0- 0	AWAY		0- 1	0- 0	0- 4		
0- 0	0- 0		0- 0	NEUTRAL		0- 0	0- 0	0- 0		
1- 3	0- 0		0- 0	CONFERENCE		0- 0	0- 0	1- 3		
0- 2	0- 0		0- 0	HOME		0- 0	0- 0	0- 2		
1- 1	0- 0		0- 0	AWAY		0- 0	0- 0	1- 1		
0- 0	0- 0		0- 0	NEUTRAL		0- 0	0- 0	0- 0		

RPI 1-25				RPI 26-50				RPI 51-100				RPI 101+				Team's RPI: 343	
RPI	S	Opponent	Score	RPI	S	Opponent	Score	RPI	S	Opponent	Score	RPI	S	Opponent	Score		
								87	A	Georgia	75	83					
												105	H	Tennessee Tech	55	77	
												129	H	Davidson	34	72	
												202	A	Florida	60	70	
												204	H	Hampton	66	74	
												218	H	Jacksonville	58	68	
												244	H	Campbell	58	60	
												286	A	North Florida	76	82	
												302	A	Winthrop	52	57	
												307	A	Col. of Charleston	52	79	
												315	A	South Carolina St.	58	67	
												347	A	Longwood	81	74	
LAST 12 Division I GAMES:																	
				347	A	Longwood	81	74	307	A	Col. of Charleston	52	79				
				244	H	Campbell	58	60	87	A	Georgia	75	83				
				302	A	Winthrop	52	57	286	A	North Florida	76	82				
				204	H	Hampton	66	74	218	H	Jacksonville	58	68				
				202	A	Florida	60	70	105	H	Tennessee Tech	55	77				
				129	H	Davidson	34	72	315	A	South Carolina St.	58	67				

Charleston So.

Average RPI Win:	212	WON-LOST	WINNING	LAST 10	STRENGTH OF	OPP. STRENGTH	TEAM	ADJ.	CONF.	ADJ CONF.
Average RPI Loss:	141	RECORD	PCT. RANK	GAMES	SCHEDULE	OF SCHEDULE	RPI	RPI	RPI	RPI
DIV. I ONLY	10- 6	102	5-5	188	181	141	141	16	16	
DIV. I NON-CONF.	8- 4	91	1- 0	103	213	81	81	19	19	
-----										
TOTALS	RPI 1-25	RPI 26-50	W-L RECORDS	RPI 51-100	RPI 101-150	RPI 150+				
10- 6	0- 0	0- 0	OVERALL	1- 1	2- 3	7- 2				
8- 1	0- 0	0- 0	HOME	1- 1	1- 0	6- 0				
1- 5	0- 0	0- 0	AWAY	0- 0	1- 3	0- 2				
1- 0	0- 0	0- 0	NEUTRAL	0- 0	0- 0	1- 0				
8- 4	0- 0	0- 0	NON-CONFERENCE	1- 1	2- 2	5- 1				
6- 1	0- 0	0- 0	HOME	1- 1	1- 0	4- 0				
1- 3	0- 0	0- 0	AWAY	0- 0	1- 2	0- 1				
1- 0	0- 0	0- 0	NEUTRAL	0- 0	0- 0	1- 0				
2- 2	0- 0	0- 0	CONFERENCE	0- 0	0- 1	2- 1				
2- 0	0- 0	0- 0	HOME	0- 0	0- 0	2- 0				
0- 2	0- 0	0- 0	AWAY	0- 0	0- 1	0- 1				
0- 0	0- 0	0- 0	NEUTRAL	0- 0	0- 0	0- 0				

RPI 1-25				RPI 26-50				RPI 51-100				RPI 101+				Team's RPI: 141
RPI	S	Opponent	Score	RPI	S	Opponent	Score	RPI	S	Opponent	Score	RPI	S	Opponent	Score	
								81	H	Wright St.	88 85	102	A	Western Ky.	58	76
								91	H	Wake Forest	43 69	103	A	Fordham	64	71
												113	A	Virginia	61	65
												116	A	Lehigh	62	60
												129	H	Davidson	78	66
												174	A	Mercer	40	57
												196	H	East Carolina	52	46
												222	H	UNC Asheville	70	53
												251	H	Bethune-Cookman	73	69
												254	H	Wofford	85	63
												262	A	Marshall	62	63
												274	H	Fla. Atlantic	68	47
												282	N	Liberty	63	61
												317	H	FIU	69	54
-----																
LAST 12 Division I GAMES:																
116	A	Lehigh	62 60	113	A	Virginia	61 65									
274	H	Fla. Atlantic	68 47	251	H	Bethune-Cookman	73 69									
317	H	FIU	69 54	129	H	Davidson	78 66									
262	A	Marshall	62 63	81	H	Wright St.	88 85									
102	A	Western Ky.	58 76	174	A	Mercer	40 57									
196	H	East Carolina	52 46	91	H	Wake Forest	43 69									

Non-Div I Games:

Charlotte



Average RPI	Win: 208	WON-LOST	WINNING	LAST 10	STRENGTH OF	OPP. STRENGTH	TEAM	ADJ.	CONF.	ADJ CONF.
Average RPI	Loss: 48	RECORD	PCT. RANK	GAMES	SCHEDULE	OF SCHEDULE	RPI	RPI	RPI	RPI
DIV. I ONLY	5- 10	248	2-8	14	83	132	132	24	24	
DIV. I NON-CONF.	4- 10	264	1- 0	7	77	107	107	25	25	
-----										
TOTALS	RPI 1-25	RPI 26-50	W-L RECORDS	RPI 51-100	RPI 101-150	RPI 150+				
5- 10	0- 4	0- 1	OVERALL	1- 4	0- 1	4- 0				
2- 5	0- 2	0- 1	HOME	0- 1	0- 1	2- 0				
1- 3	0- 1	0- 0	AWAY	0- 2	0- 0	1- 0				
2- 2	0- 1	0- 0	NEUTRAL	1- 1	0- 0	1- 0				
4- 10	0- 4	0- 1	NON-CONFERENCE	1- 4	0- 1	3- 0				
1- 5	0- 2	0- 1	HOME	0- 1	0- 1	1- 0				
1- 3	0- 1	0- 0	AWAY	0- 2	0- 0	1- 0				
2- 2	0- 1	0- 0	NEUTRAL	1- 1	0- 0	1- 0				
1- 0	0- 0	0- 0	CONFERENCE	0- 0	0- 0	1- 0				
1- 0	0- 0	0- 0	HOME	0- 0	0- 0	1- 0				
0- 0	0- 0	0- 0	AWAY	0- 0	0- 0	0- 0				
0- 0	0- 0	0- 0	NEUTRAL	0- 0	0- 0	0- 0				

RPI 1-25				RPI 26-50				RPI 51-100				RPI 101+ Team's RPI: 132			
RPI	S	Opponent	Score	RPI	S	Opponent	Score	RPI	S	Opponent	Score	RPI	S	Opponent	Score
6	H	Louisville	49 75	27	H	South Dakota St.	54 71	60	H	Belmont	51 67	124	H	UT Martin	79 81
8	H	NC State	58 78					62	N	Middle Tenn.	47 58	197	N	Saint Louis	71 61
18	N	Central Mich.	50 73					78	A	Virginia Tech	59 74	204	A	Hampton	58 50
19	A	UCF	37 75					82	A	Northern Colo.	65 68	271	H	ETSU	76 67
								84	N	Maine	66 61	282	H	Liberty	75 60
-----															
LAST 12 Division I GAMES:															
		84 N Maine	66 61			82 A Northern Colo.	65 68								
		271 H ETSU	76 67			27 H South Dakota St.	54 71								
		62 N Middle Tenn.	47 58			19 A UCF	37 75								
		8 H NC State	58 78			124 H UT Martin	79 81								
		60 H Belmont	51 67			18 N Central Mich.	50 73								
		282 H Liberty	75 60			197 N Saint Louis	71 61								

Non-Div I Games: Lee 61 55

Chattanooga

Average RPI Win:	0	WON-LOST	WINNING	LAST 10	STRENGTH OF	OPP. STRENGTH	TEAM	ADJ.	CONF.	ADJ CONF.
Average RPI Loss:	210	RECORD	PCT. RANK	GAMES	SCHEDULE	OF SCHEDULE	RPI	RPI	RPI	RPI
DIV. I ONLY	0- 15	347	0-10	205	339	342	342	30	30	
DIV. I NON-CONF.	0- 13	336	0- 0	162	342	340	340	30	30	
-----										
TOTALS	RPI 1-25	RPI 26-50	W-L RECORDS	RPI 51-100	RPI 101-150	RPI 150+				
0- 15	0- 0	0- 0	OVERALL	0- 1	0- 1	0- 13				
0- 6	0- 0	0- 0	HOME	0- 0	0- 0	0- 6				
0- 8	0- 0	0- 0	AWAY	0- 1	0- 1	0- 6				
0- 1	0- 0	0- 0	NEUTRAL	0- 0	0- 0	0- 1				
0- 13	0- 0	0- 0	NON-CONFERENCE	0- 1	0- 1	0- 11				
0- 5	0- 0	0- 0	HOME	0- 0	0- 0	0- 5				
0- 7	0- 0	0- 0	AWAY	0- 1	0- 1	0- 5				
0- 1	0- 0	0- 0	NEUTRAL	0- 0	0- 0	0- 1				
0- 2	0- 0	0- 0	CONFERENCE	0- 0	0- 0	0- 2				
0- 1	0- 0	0- 0	HOME	0- 0	0- 0	0- 1				
0- 1	0- 0	0- 0	AWAY	0- 0	0- 0	0- 1				
0- 0	0- 0	0- 0	NEUTRAL	0- 0	0- 0	0- 0				

RPI 1-25				RPI 26-50				RPI 51-100				RPI 101+ Team's RPI: 342			
RPI	S	Opponent	Score	RPI	S	Opponent	Score	RPI	S	Opponent	Score	RPI	S	Opponent	Score
								94	A	Northwestern	35	97			
												115	A	Northern Ill.	52
												152	A	Wisconsin	38
												165	A	Xavier	57
												170	H	UAB	45
												171	A	Bradley	59
												179	H	UMKC	58
												183	A	Morehead St.	68
												210	H	SIUE	66
												236	A	Loyola Chicago	40
												238	H	Brown	65
												288	N	St. Francis Brooklyn	73
												294	A	California Baptist	52
												305	H	Valparaiso	70
												344	H	Evansville	58
LAST 12 Division I GAMES:															
294	A	California Baptist	52	89	94	A	Northwestern	35	97	152	A	Wisconsin	38	85	
179	H	UMKC	58	111	210	H	SIUE	66	82	305	H	Valparaiso	70	76	
238	H	Brown	65	90	236	A	Loyola Chicago	40	76	238	H	Brown	65	90	
171	A	Bradley	59	89	115	A	Northern Ill.	52	114	236	A	Loyola Chicago	40	76	
115	A	Northern Ill.	52	114	183	A	Morehead St.	68	104	170	H	UAB	45	90	

Non-Div I Games:

Chicago St.

Average RPI Win:	226	WON-LOST	WINNING	LAST 10	STRENGTH OF	OPP. STRENGTH	TEAM	ADJ.	CONF.	ADJ CONF.
Average RPI Loss:	88	RECORD	PCT. RANK	GAMES	SCHEDULE	OF SCHEDULE	RPI	RPI	RPI	RPI
DIV. I ONLY	9- 7	132	5-5	117	168	130	130	9	9	
DIV. I NON-CONF.	8- 5	120	0- 0	192	210	150	150	9	9	
-----										
TOTALS	RPI 1-25	RPI 26-50	W-L RECORDS	RPI 51-100	RPI 101-150	RPI 150+				
9- 7	0- 2	0- 0	OVERALL	0- 2	1- 2	8- 1				
8- 1	0- 0	0- 0	HOME	0- 1	1- 0	7- 0				
1- 6	0- 2	0- 0	AWAY	0- 1	0- 2	1- 1				
0- 0	0- 0	0- 0	NEUTRAL	0- 0	0- 0	0- 0				
8- 5	0- 0	0- 0	NON-CONFERENCE	0- 2	1- 2	7- 1				
7- 1	0- 0	0- 0	HOME	0- 1	1- 0	6- 0				
1- 4	0- 0	0- 0	AWAY	0- 1	0- 2	1- 1				
0- 0	0- 0	0- 0	NEUTRAL	0- 0	0- 0	0- 0				
1- 2	0- 2	0- 0	CONFERENCE	0- 0	0- 0	1- 0				
1- 0	0- 0	0- 0	HOME	0- 0	0- 0	1- 0				
0- 2	0- 2	0- 0	AWAY	0- 0	0- 0	0- 0				
0- 0	0- 0	0- 0	NEUTRAL	0- 0	0- 0	0- 0				

RPI 1-25				RPI 26-50				RPI 51-100				RPI 101+				Team's RPI: 130
RPI	S	Opponent	Score	RPI	S	Opponent	Score	RPI	S	Opponent	Score	RPI	S	Opponent	Score	
7	A	UConn	38 82					73	H	Old Dominion	72 76	104	A	Ohio St.	56 69	
19	A	UCF	55 56					83	A	Pittsburgh	48 65	117	H	Yale	66 52	
												139	A	Miami (OH)	65 78	
												164	H	VCU	66 54	
												165	H	Xavier	79 61	
												190	A	Ball St.	63 75	
												197	A	Saint Louis	51 50	
												225	H	Howard	85 51	
												239	H	SMU	69 57	
												271	H	ETSU	77 64	
												324	H	Lipscomb	71 55	
												334	H	Austin Peay	69 48	
LAST 12 Division I GAMES:																
19	A	UCF	55 56	164	H	VCU	66 54	139	A	Miami (OH)	65 78					
7	A	UConn	38 82	104	A	Ohio St.	56 69	190	A	Ball St.	63 75					
239	H	SMU	69 57	324	H	Lipscomb	71 55	117	H	Yale	66 52					
225	H	Howard	85 51													
165	H	Xavier	79 61													
197	A	Saint Louis	51 50													

Non-Div I Games:

Cincinnati

C  
l  
e  
m  
s  
o  
n

Clemson				Through Games Of Jan. 14, 2019							
Average RPI	Win:	153	WON-LOST	WINNING	LAST 10	STRENGTH OF	OPP. STRENGTH	TEAM	ADJ.	CONF.	ADJ CONF.
Average RPI	Loss:	60	RECORD	PCT. RANK	GAMES	SCHEDULE	OF SCHEDULE	RPI	RPI	RPI	RPI
DIV. I ONLY			12- 5	72	8-2	41	42	44	44	1	1
DIV. I NON-CONF.			9- 4	85	1- 0	115	79	87	87	1	1
-----											
TOTALS		RPI 1-25	RPI 26-50		W-L RECORDS		RPI 51-100		RPI 101-150		RPI 150+
12- 5		0- 2	2- 1		OVERALL		1- 0		3- 2		6- 0
9- 2		0- 1	0- 0		HOME		1- 0		3- 1		5- 0
2- 2		0- 1	2- 0		AWAY		0- 0		0- 1		0- 0
1- 1		0- 0	0- 1		NEUTRAL		0- 0		0- 0		1- 0
9- 4		0- 1	0- 1		NON-CONFERENCE		1- 0		2- 2		6- 0
8- 1		0- 0	0- 0		HOME		1- 0		2- 1		5- 0
0- 2		0- 1	0- 0		AWAY		0- 0		0- 1		0- 0
1- 1		0- 0	0- 1		NEUTRAL		0- 0		0- 0		1- 0
3- 1		0- 1	2- 0		CONFERENCE		0- 0		1- 0		0- 0
1- 1		0- 1	0- 0		HOME		0- 0		1- 0		0- 0
2- 0		0- 0	2- 0		AWAY		0- 0		0- 0		0- 0
0- 0		0- 0	0- 0		NEUTRAL		0- 0		0- 0		0- 0

RPI 1-25				RPI 26-50				Team's RPI: 44				RPI 51-100				RPI 101+			
RPI	S	Opponent	Score	RPI	S	Opponent	Score	RPI	S	Opponent	Score	RPI	S	Opponent	Score	RPI	S	Opponent	Score
4	H	Syracuse	75 84	26	A	Florida St.	57 45	60	H	Belmont	65 62	112	H	Appalachian St.	87 48				
25	A	South Carolina	57 69	30	N	Tennessee	66 78					113	H	Virginia	71 65				
				40	A	Miami (FL)	76 67					114	A	Alabama	56 76				
												129	H	Davidson	80 90				
												150	H	Illinois	69 67				
												153	N	Oklahoma	74 62				
												162	H	High Point	83 64				
												185	H	Rhode Island	80 67				
												254	H	Wofford	85 77				
												262	H	Marshall	68 54				
												324	H	Lipscomb	68 26				
LAST 12 Division I GAMES:																			
				153	N	Oklahoma	74 62					112	H	Appalachian St.	87 48				
				26	A	Florida St.	57 45					262	H	Marshall	68 54				
				40	A	Miami (FL)	76 67					129	H	Davidson	80 90				
				113	H	Virginia	71 65					185	H	Rhode Island	80 67				
				4	H	Syracuse	75 84					162	H	High Point	83 64				
				150	H	Illinois	69 67					60	H	Belmont	65 62				

Non-Div I Games:

Clemson

C  
l  
e  
m  
s  
o  
n

Average RPI Win:	282	WON-LOST	WINNING	LAST 10	STRENGTH OF	OPP. STRENGTH	TEAM	ADJ.	CONF.	ADJ CONF.
Average RPI Loss:	151	RECORD	PCT. RANK	GAMES	SCHEDULE	OF SCHEDULE	RPI	RPI	RPI	RPI
DIV. I ONLY	4- 11	283	3-7	190	274	260	260	19	19	
DIV. I NON-CONF.	1- 8	322	0- 0	40	324	273	273	18	18	
-----										
TOTALS	RPI 1-25	RPI 26-50	W-L RECORDS	RPI 51-100	RPI 101-150	RPI 150+				
4- 11	0- 0	0- 1	OVERALL	0- 2	0- 2	4- 6				
2- 3	0- 0	0- 0	HOME	0- 0	0- 2	2- 1				
2- 7	0- 0	0- 1	AWAY	0- 1	0- 0	2- 5				
0- 1	0- 0	0- 0	NEUTRAL	0- 1	0- 0	0- 0				
1- 8	0- 0	0- 0	NON-CONFERENCE	0- 2	0- 1	1- 5				
1- 2	0- 0	0- 0	HOME	0- 0	0- 1	1- 1				
0- 5	0- 0	0- 0	AWAY	0- 1	0- 0	0- 4				
0- 1	0- 0	0- 0	NEUTRAL	0- 1	0- 0	0- 0				
3- 3	0- 0	0- 1	CONFERENCE	0- 0	0- 1	3- 1				
1- 1	0- 0	0- 0	HOME	0- 0	0- 1	1- 0				
2- 2	0- 0	0- 1	AWAY	0- 0	0- 0	2- 1				
0- 0	0- 0	0- 0	NEUTRAL	0- 0	0- 0	0- 0				

RPI	S	Opponent	Score	RPI	S	Opponent	Score	RPI	S	Opponent	Score	RPI	S	Opponent	Score	Team's RPI: 260
42	A	Green Bay	53 62	51	A	Ohio	54 72	109	H	Toledo	60 65	136	H	IUPUI	50 75	
				74	N	Tulane	72 81	171	H	Bradley	65 67	178	H	Illinois St.	67 63	
								182	A	Milwaukee	53 59	190	A	Ball St.	62 67	
								219	A	Eastern Mich.	63 69	227	A	San Diego	82 83	
								262	A	Marshall	64 86	281	A	Oakland	64 62	
								332	A	Detroit Mercy	67 49	338	H	UIC	71 53	
-----																
LAST 12 Division I GAMES:																
182	A	Milwaukee	53 59	281	A	Oakland	64 62	171	H	Bradley	65 67	262	A	Marshall	64 86	
42	A	Green Bay	53 62	109	H	Toledo	60 65	51	A	Ohio	54 72	74	N	Tulane	72 81	
338	H	UIC	71 53	54	A	Ohio	54 72	74	N	Tulane	72 81					
136	H	IUPUI	50 75	74	N	Tulane	72 81									
332	A	Detroit Mercy	67 49													
227	A	San Diego	82 83													

Non-Div I Games: Lake Erie 79 49 Salem (WV) 113 81

Cleveland and St.

■ Loss, 
 ■ Non-Conf, 
 ■ S Site, 
 ■ Home 
 ■ A Away 
 N Neutral

Average RPI Win:	297	WON-LOST	WINNING	LAST 10	STRENGTH OF	OPP. STRENGTH	TEAM	ADJ.	CONF.	ADJ CONF.
Average RPI Loss:	129	RECORD	PCT. RANK	GAMES	SCHEDULE	OF SCHEDULE	RPI	RPI	RPI	RPI
DIV. I ONLY	6- 7	193	4-6	181	336	207	207	15	15	
DIV. I NON-CONF.	6- 3	91	0- 0	296	338	198	198	16	16	
-----										
TOTALS	RPI 1-25	RPI 26-50	W-L RECORDS	RPI 51-100	RPI 101-150	RPI 150+				
6- 7	0- 0	0- 1	OVERALL	0- 1	0- 3	6- 2				
4- 2	0- 0	0- 0	HOME	0- 1	0- 0	4- 1				
2- 3	0- 0	0- 0	AWAY	0- 0	0- 2	2- 1				
0- 2	0- 0	0- 1	NEUTRAL	0- 0	0- 1	0- 0				
6- 3	0- 0	0- 1	NON-CONFERENCE	0- 0	0- 1	6- 1				
4- 0	0- 0	0- 0	HOME	0- 0	0- 0	4- 0				
2- 1	0- 0	0- 0	AWAY	0- 0	0- 0	2- 1				
0- 2	0- 0	0- 1	NEUTRAL	0- 0	0- 1	0- 0				
0- 4	0- 0	0- 0	CONFERENCE	0- 1	0- 2	0- 1				
0- 2	0- 0	0- 0	HOME	0- 1	0- 0	0- 1				
0- 2	0- 0	0- 0	AWAY	0- 0	0- 2	0- 0				
0- 0	0- 0	0- 0	NEUTRAL	0- 0	0- 0	0- 0				

RPI	S	Opponent	Score	RPI	S	Opponent	Score	RPI	S	Opponent	Score	RPI	S	Opponent	Score	Team's RPI: 207
47	N	Auburn	78 84	86	H	Troy	81 82	118	N	Rice	52 56	125	A	UT Arlington	53 79	
								144	A	Texas St.	58 73	175	H	South Alabama	78 88	
								206	H	Bowling Green	81 80	209	A	UC Riverside	43 62	
								268	H	Memphis	90 71	315	H	South Carolina St.	57 44	
								320	H	Western Caro.	77 59	325	A	UNC Greensboro	78 71	
								348	A	N.C. Central	89 66					
-----																
LAST 12 Division I GAMES:																
125	A	UT Arlington	53 79	118	N	Rice	52 56	47	N	Auburn	78 84	348	A	N.C. Central	89 66	
144	A	Texas St.	58 73	268	H	Memphis	90 71	206	H	Bowling Green	81 80	209	A	UC Riverside	43 62	
175	H	South Alabama	78 88	325	A	UNC Greensboro	78 71									
86	H	Troy	81 82	315	H	South Carolina St.	57 44									

Non-Div I Games: N.C. Wesleyan 126 65 Meredith 128 39

Coastal Caro.

Average RPI Win: 286		WON-LOST RECORD	WINNING PCT. RANK	LAST 10 GAMES	STRENGTH OF SCHEDULE	OPP. STRENGTH OF SCHEDULE	TEAM RPI	ADJ. RPI	CONF. RPI	ADJ. CONF. RPI
Average RPI Loss: 225										
DIV. I ONLY		4- 9	263	3-7	295	348	307	307	10	10
DIV. I NON-CONF.		3- 7	256	0- 0	320	351	337	337	13	13
TOTALS		RPI 1-25	RPI 26-50	W-L RECORDS	RPI 51-100	RPI 101-150	RPI 150+			
4- 9	0- 0		0- 0	OVERALL	0- 0	0- 1	4- 8			
2- 3	0- 0		0- 0	HOME	0- 0	0- 0	2- 3			
2- 6	0- 0		0- 0	AWAY	0- 0	0- 1	2- 5			
0- 0	0- 0		0- 0	NEUTRAL	0- 0	0- 0	0- 0			
3- 7	0- 0		0- 0	NON-CONFERENCE	0- 0	0- 1	3- 6			
2- 3	0- 0		0- 0	HOME	0- 0	0- 0	2- 3			
1- 4	0- 0		0- 0	AWAY	0- 0	0- 1	1- 3			
0- 0	0- 0		0- 0	NEUTRAL	0- 0	0- 0	0- 0			
1- 2	0- 0		0- 0	CONFERENCE	0- 0	0- 0	1- 2			
0- 0	0- 0		0- 0	HOME	0- 0	0- 0	0- 0			
1- 2	0- 0		0- 0	AWAY	0- 0	0- 0	1- 2			
0- 0	0- 0		0- 0	NEUTRAL	0- 0	0- 0	0- 0			

RPI 1-25				RPI 26-50				RPI 51-100				RPI 101+ Team's RPI: 307			
RPI	S	Opponent	Score	RPI	S	Opponent	Score	RPI	S	Opponent	Score	RPI	S	Opponent	Score
												112	A	Appalachian St.	66 80
												157	A	UNCW	49 71
												163	A	William & Mary	66 54
												194	A	Elon	68 76
												208	H	Furman	67 70
												244	A	Campbell	65 66
												248	A	George Mason	52 66
												254	A	Wofford	58 78
												302	H	Winthrop	64 71
												309	H	Presbyterian	65 71
												315	H	South Carolina St.	75 51
												324	A	Lipscomb	65 63
												343	H	Charleston So.	79 52
LAST 12 Division I GAMES:															
				163	A	William & Mary	66 54	343	H	Charleston So.	79 52				
				194	A	Elon	68 76	324	A	Lipscomb	65 63				
				157	A	UNCW	49 71	112	A	Appalachian St.	66 80				
				248	A	George Mason	52 66	302	H	Winthrop	64 71				
				309	H	Presbyterian	65 71	208	H	Furman	67 70				
				244	A	Campbell	65 66	254	A	Wofford	58 78				

Non-Div I Games:	North Greenville	95	62
------------------	------------------	----	----

Col. of Charleston

■ Loss, ■ Non-Conf, S Site, H Home A Away N Neutral

C  
o  
l  
g  
a  
t  
e

Colgate		Through Games Of Jan. 14, 2019									
Average RPI	Win: 293	WON-LOST	WINNING	LAST 10	STRENGTH OF	OPP. STRENGTH	TEAM	ADJ.	CONF.	ADJ CONF.	
Average RPI	Loss: 205	RECORD	PCT. RANK	GAMES	SCHEDULE	OF SCHEDULE	RPI	RPI	RPI	RPI	
DIV. I ONLY	6- 8	209	5-5	306	338	272	272	20	20		
DIV. I NON-CONF.	4- 6	212	0- 0	324	340	303	303	24	24		
-----											
TOTALS	RPI 1-25	RPI 26-50	W-L RECORDS	RPI 51-100	RPI 101-150	RPI 150+					
6- 8	0- 0	0- 0	OVERALL	0- 1	0- 2	6- 5					
4- 2	0- 0	0- 0	HOME	0- 0	0- 0	4- 2					
2- 6	0- 0	0- 0	AWAY	0- 1	0- 2	2- 3					
0- 0	0- 0	0- 0	NEUTRAL	0- 0	0- 0	0- 0					
4- 6	0- 0	0- 0	NON-CONFERENCE	0- 1	0- 1	4- 4					
3- 1	0- 0	0- 0	HOME	0- 0	0- 0	3- 1					
1- 5	0- 0	0- 0	AWAY	0- 1	0- 1	1- 3					
0- 0	0- 0	0- 0	NEUTRAL	0- 0	0- 0	0- 0					
2- 2	0- 0	0- 0	CONFERENCE	0- 0	0- 1	2- 1					
1- 1	0- 0	0- 0	HOME	0- 0	0- 0	1- 1					
1- 1	0- 0	0- 0	AWAY	0- 0	0- 1	1- 0					
0- 0	0- 0	0- 0	NEUTRAL	0- 0	0- 0	0- 0					

C  
o  
l  
g  
a  
t  
e

RPI 1-25				RPI 26-50				RPI 51-100				RPI 101+ Team's RPI: 272			
RPI	S	Opponent	Score	RPI	S	Opponent	Score	RPI	S	Opponent	Score	RPI	S	Opponent	Score
								99	A	Dayton	58 67	117	A	Yale	61 80
												145	A	Ameri can	57 76
												201	H	Navy	49 62
												232	A	Niagara	69 74
												245	A	Holy Cross	70 67
												248	A	George Mason	61 64
												257	H	Col umbi a	84 71
												278	A	UMass Lowell	61 52
												285	A	Siena	53 55
												301	H	Canis us	67 53
												310	H	NJIT	53 71
												328	H	Lafayette	60 49
												349	H	Fai rlei gh Dickinson	71 52
-----															
LAST 12 Division I GAMES:															
201	H	Navy	49 62	310	H	NJIT	53 71								
328	H	Lafayette	60 49	278	A	UMass Lowell	61 52								
145	A	American	57 76	349	H	Fai rlei gh Dickinson	71 52								
245	A	Holy Cross	70 67	285	A	Siena	53 55								
232	A	Niagara	69 74	257	H	Col umbi a	84 71								
248	A	George Mason	61 64	301	H	Canis us	67 53								

Non-Div I Games:

Colgate



Col orado				Through Games Of Jan. 14, 2019							
Average RPI	Win:	178	WON-LOST	WINNING	LAST 10	STRENGTH OF	OPP. STRENGTH	TEAM	ADJ.	CONF.	ADJ CONF.
Average RPI	Loss:	58	RECORD	PCT. RANK	GAMES	SCHEDULE	OF SCHEDULE	RPI	RPI	RPI	RPI
DIV. I ONLY			10- 6	102	4-6	133	36	123	123	2	2
DIV. I NON-CONF.			10- 1	19	0- 0	231	74	43	43	2	2
-----											
TOTALS		RPI 1-25		RPI 26-50		W-L RECORDS	RPI 51-100	RPI 101-150		RPI 150+	
10- 6		0- 1		1- 2		OVERALL	1- 3	1- 0		7- 0	
8- 3		0- 1		1- 1		HOME	1- 1	0- 0		6- 0	
1- 3		0- 0		0- 1		AWAY	0- 2	0- 0		1- 0	
1- 0		0- 0		0- 0		NEUTRAL	0- 0	1- 0		0- 0	
10- 1		0- 0		1- 1		NON-CONFERENCE	1- 0	1- 0		7- 0	
8- 0		0- 0		1- 0		HOME	1- 0	0- 0		6- 0	
1- 1		0- 0		0- 1		AWAY	0- 0	0- 0		1- 0	
1- 0		0- 0		0- 0		NEUTRAL	0- 0	1- 0		0- 0	
0- 5		0- 1		0- 1		CONFERENCE	0- 3	0- 0		0- 0	
0- 3		0- 1		0- 1		HOME	0- 1	0- 0		0- 0	
0- 2		0- 0		0- 0		AWAY	0- 2	0- 0		0- 0	
0- 0		0- 0		0- 0		NEUTRAL	0- 0	0- 0		0- 0	

RPI 1-25				RPI 26-50				RPI 51-100				RPI 101+ Team's RPI: 123			
RPI	S	Opponent	Score	RPI	S	Opponent	Score	RPI	S	Opponent	Score	RPI	S	Opponent	Score
15	H	Arizona St.	70 76	40	A	Miami (FL)	58 73	56	H	Arizona	67 69	142	N	Utah St.	78 68
				43	H	Utah	61 76	82	H	Northern Colo.	77 69	167	H	Pepperdine	80 65
				46	H	North Carolina	86 74	95	A	Washington St.	48 74	177	H	Colorado St.	59 40
								100	A	Washington	58 68	193	H	Prairie View	79 38
												201	H	Navy	59 43
												216	H	Samford	81 39
												252	A	Nevada	65 52
												306	H	San Jose St.	76 64
-----															
LAST 12 Division I GAMES:															
95	A	Washington St.	48 74	216	H	Samford	81 39								
100	A	Washington	58 68	193	H	Prairie View	79 38								
15	H	Arizona St.	70 76	201	H	Navy	59 43								
56	H	Arizona	67 69	306	H	San Jose St.	76 64								
43	H	Utah	61 76	40	A	Miami (FL)	58 73								
142	N	Utah St.	78 68	167	H	Pepperdine	80 65								

Non-Div I Games:

Average RPI Win:	224	WON-LOST	WINNING	LAST 10	STRENGTH OF	OPP. STRENGTH	TEAM	ADJ.	CONF.	ADJ CONF.
Average RPI Loss:	78	RECORD	PCT. RANK	GAMES	SCHEDULE	OF SCHEDULE	RPI	RPI	RPI	RPI
DIV. I ONLY	5- 8	231	5-5	44	128	177	177	12	12	
DIV. I NON-CONF.	4- 5	190	0- 0	25	132	121	121	11	11	
-----										
TOTALS	RPI 1-25	RPI 26-50	W-L RECORDS	RPI 51-100	RPI 101-150	RPI 150+				
5- 8	0- 2	0- 1	OVERALL	0- 3	0- 1	5- 1				
5- 3	0- 1	0- 0	HOME	0- 2	0- 0	5- 0				
0- 5	0- 1	0- 1	AWAY	0- 1	0- 1	0- 1				
0- 0	0- 0	0- 0	NEUTRAL	0- 0	0- 0	0- 0				
4- 5	0- 2	0- 1	NON-CONFERENCE	0- 1	0- 1	4- 0				
4- 2	0- 1	0- 0	HOME	0- 1	0- 0	4- 0				
0- 3	0- 1	0- 1	AWAY	0- 0	0- 1	0- 0				
0- 0	0- 0	0- 0	NEUTRAL	0- 0	0- 0	0- 0				
1- 3	0- 0	0- 0	CONFERENCE	0- 2	0- 0	1- 1				
1- 1	0- 0	0- 0	HOME	0- 1	0- 0	1- 0				
0- 2	0- 0	0- 0	AWAY	0- 1	0- 0	0- 1				
0- 0	0- 0	0- 0	NEUTRAL	0- 0	0- 0	0- 0				

RPI 1-25				RPI 26-50				RPI 51-100				RPI 101+ Team's RPI: 177			
RPI	S	Opponent	Score	RPI	S	Opponent	Score	RPI	S	Opponent	Score	RPI	S	Opponent	Score
11	A	Gonzaga	39 50	28	A	BYU	42 51	56	A	New Mexico	58 70	123	A	Colorado	40 59
15	H	Arizona St.	39 70					82	H	Northern Colo.	47 53	161	H	Denver	84 79
								96	H	Fresno St.	55 66	195	H	Cornell	56 53
												213	A	Air Force	48 63
												234	H	UNLV	52 49
												242	H	Northern Ariz.	65 54
												286	H	North Florida	61 59
-----															
LAST 12 Division I GAMES:															
56	A	New Mexico	58 70	28	A	BYU	42 51	15	H	Arizona St.	39 70	242	H	Northern Ariz.	65 54
213	A	Air Force	48 63					286	H	North Florida	61 59	11	A	Gonzaga	39 50
96	H	Fresno St.	55 66									195	H	Cornell	56 53
234	H	UNLV	52 49												
161	H	Denver	84 79												
82	H	Northern Colo.	47 53												

Non-Div I Games: Chadron St. 91 38 Eastern N.M. 72 46

Colorado St.

C  
o  
l  
u  
m  
b  
i  
a

C  
o  
l  
u  
m  
b  
i  
a

Col umbi a

Average RPI Win:	346	WON-LOST	WINNING	LAST 10	STRENGTH OF	OPP. STRENGTH	TEAM	ADJ.	CONF.	ADJ CONF.
Average RPI Loss:	165	RECORD	PCT. RANK	GAMES	SCHEDULE	OF SCHEDULE	RPI	RPI	RPI	RPI
DIV. I ONLY	1- 15	345	1-9	76	327	287	287	32	32	
DIV. I NON-CONF.	0- 12	336	0- 0	15	239	248	248	32	32	
-----										
TOTALS	RPI 1-25	RPI 26-50	W-L RECORDS	RPI 51-100	RPI 101-150	RPI 150+				
1- 15	0- 2	0- 0	OVERALL	0- 4	0- 2	1- 7				
0- 4	0- 0	0- 0	HOME	0- 0	0- 0	0- 4				
1- 10	0- 2	0- 0	AWAY	0- 4	0- 2	1- 2				
0- 1	0- 0	0- 0	NEUTRAL	0- 0	0- 0	0- 1				
0- 12	0- 2	0- 0	NON-CONFERENCE	0- 4	0- 2	0- 4				
0- 1	0- 0	0- 0	HOME	0- 0	0- 0	0- 1				
0- 10	0- 2	0- 0	AWAY	0- 4	0- 2	0- 2				
0- 1	0- 0	0- 0	NEUTRAL	0- 0	0- 0	0- 1				
1- 3	0- 0	0- 0	CONFERENCE	0- 0	0- 0	1- 3				
0- 3	0- 0	0- 0	HOME	0- 0	0- 0	0- 3				
1- 0	0- 0	0- 0	AWAY	0- 0	0- 0	1- 0				
0- 0	0- 0	0- 0	NEUTRAL	0- 0	0- 0	0- 0				

RPI 1-25				RPI 26-50				RPI 51-100				RPI 101+				Team's RPI: 287
RPI	S	Opponent	Score	RPI	S	Opponent	Score	RPI	S	Opponent	Score	RPI	S	Opponent	Score	
9	A	Mississippi St.	38 110					51	A	Ohio	62 87	113	A	Virginia	41 55	
23	A	Maryland	36 93					73	A	Old Dominion	51 81	138	A	West Virginia	37 78	
								88	A	FGCU	61 93	170	N	UAB	61 86	
								97	A	Minnesota	52 84	232	A	Niagara	69 71	
												262	A	Marshall	67 88	
												277	H	Norfolk St.	63 68	
												292	H	UMBC	52 57	
												315	H	South Carolina St.	59 75	
												337	H	Savannah St.	70 76	
												346	A	Delaware St.	71 57	
-----																
LAST 12 Division I GAMES:																
315	H	South Carolina St.	59 75	170	N	UAB	61 86									
277	H	Norfolk St.	63 68	88	A	FGCU	61 93									
346	A	Delaware St.	71 57	232	A	Niagara	69 71									
337	H	Savannah St.	70 76	97	A	Minnesota	52 84									
73	A	Old Dominion	51 81	51	A	Ohio	62 87									
262	A	Marshall	67 88	113	A	Virginia	41 55									

Non-Div I Games:

Coppin St.

Average RPI Win: 277

Average RPI Loss: 153

WON-LOST  
RECORDWINNING  
PCT. RANKLAST 10  
GAMESSTRENGTH OF  
SCHEDULEOPP. STRENGTH  
OF SCHEDULETEAM  
RPIADJ.  
RPICONF.  
RPIADJ CONF.  
RPIDIV. I ONLY  
DIV. I NON-CONF.6- 5  
6- 5145  
1436-4  
1- 0284  
284284  
287195  
205195  
20511  
1011  
10

TOTALS

RPI 1-25

RPI 26-50

W-L RECORDS

RPI 51-100

RPI 101-150

RPI 150+

6- 5

0- 0

0- 0

OVERALL

0- 1

0- 2

6- 2

5- 0

0- 0

0- 0

HOME

0- 0

0- 0

5- 0

1- 5

0- 0

0- 0

AWAY

0- 1

0- 2

1- 2

0- 0

0- 0

0- 0

NEUTRAL

0- 0

0- 0

0- 0

6- 5

0- 0

0- 0

NON-CONFERENCE

0- 1

0- 2

6- 2

5- 0

0- 0

0- 0

HOME

0- 0

0- 0

5- 0

1- 5

0- 0

0- 0

AWAY

0- 1

0- 2

1- 2

0- 0

0- 0

0- 0

NEUTRAL

0- 0

0- 0

0- 0

0- 0

0- 0

0- 0

CONFERENCE

0- 0

0- 0

0- 0

0- 0

0- 0

0- 0

HOME

0- 0

0- 0

0- 0

0- 0

0- 0

0- 0

AWAY

0- 0

0- 0

0- 0

0- 0

0- 0

0- 0

NEUTRAL

0- 0

0- 0

0- 0

RPI 1-25

RPI 26-50

RPI 51-100

RPI 101+

Team's RPI: 195

RPI S Opponent Score

RPI S Opponent Score

RPI S Opponent Score

RPI S Opponent Score

97 A Minnesota 45 65

116 A Lehigh 54 67

133 A Stony Brook 61 63

177 A Colorado St. 53 56

204 H Hampton 79 53

212 H St. Bonaventure 58 44

241 A Binghamton 61 72

278 H UMass Lowell 63 54

296 H Albany (NY) 48 34

328 A Lafayette 62 59

346 H Delaware St. 94 59

LAST 12 Division I GAMES:

212 H St. Bonaventure 58 44

204 H Hampton 79 53

328 A Lafayette 62 59

346 H Delaware St. 94 59

133 A Stony Brook 61 63

116 A Lehigh 54 67

177 A Colorado St. 53 56

97 A Minnesota 45 65

278 H UMass Lowell 63 54

296 H Albany (NY) 48 34

241 A Binghamton 61 72

C  
o  
r  
n  
e  
l  
lC  
o  
r  
n  
e  
l  
l

Non-Div I Games:

Cornell

Average RPI Win:	169	WON-LOST	WINNING	LAST 10	STRENGTH OF	OPP. STRENGTH	TEAM	ADJ.	CONF.	ADJ CONF.
Average RPI Loss:	38	RECORD	PCT. RANK	GAMES	SCHEDULE	OF SCHEDULE	RPI	RPI	RPI	RPI
DIV. I ONLY	9- 8	161	6-4	45	23	71	71	5	5	
DIV. I NON-CONF.	6- 5	143	0- 0	89	54	101	101	4	4	
<hr/>										
TOTALS	RPI 1-25	RPI 26-50	W-L RECORDS	RPI 51-100	RPI 101-150	RPI 150+				
9- 8	0- 3	1- 2	OVERALL	3- 3	1- 0	4- 0				
3- 4	0- 2	0- 1	HOME	2- 1	0- 0	1- 0				
4- 4	0- 1	1- 1	AWAY	1- 2	0- 0	2- 0				
2- 0	0- 0	0- 0	NEUTRAL	0- 0	1- 0	1- 0				
6- 5	0- 2	0- 2	NON-CONFERENCE	1- 1	1- 0	4- 0				
2- 3	0- 2	0- 1	HOME	1- 0	0- 0	1- 0				
2- 2	0- 0	0- 1	AWAY	0- 1	0- 0	2- 0				
2- 0	0- 0	0- 0	NEUTRAL	0- 0	1- 0	1- 0				
3- 3	0- 1	1- 0	CONFERENCE	2- 2	0- 0	0- 0				
1- 1	0- 0	0- 0	HOME	1- 1	0- 0	0- 0				
2- 2	0- 1	1- 0	AWAY	1- 1	0- 0	0- 0				
0- 0	0- 0	0- 0	NEUTRAL	0- 0	0- 0	0- 0				

RPI 1-25				RPI 26-50				RPI 51-100				Team's RPI : 71				RPI 101+			
RPI	S	Opponent	Score	RPI	S	Opponent	Score	RPI	S	Opponent	Score	RPI	S	Opponent	Score	RPI	S	Opponent	Score
13	A	Marquette	67 85	26	H	Florida St.	52 71	52	H	Villanova	52 54	147	N	South Fla.	83 76				
14	H	Drake	69 85	27	A	South Dakota St.	48 74	69	A	UNI	55 65	173	N	Vanderbilt	75 55				
21	H	South Dakota	65 77	36	A	DePaul	85 82	85	A	Seton Hall	75 82	258	A	Wichita St.	83 71				
								92	H	Nebraska	74 65	300	H	Omaha	66 51				
								93	H	Georgetown	65 38	321	A	North Dakota St.	86 51				
								98	A	St. John's (NY)	65 63								
LAST 12 Division I GAMES:																			
98	A	St. John's (NY)	65 63	173	N	Vanderbilt	75 55												
85	A	Seton Hall	75 82	147	N	South Fla.	83 76												
93	H	Georgetown	65 38	26	H	Florida St.	52 71												
52	H	Villanova	52 54	258	A	Wichita St.	83 71												
13	A	Marquette	67 85	300	H	Omaha	66 51												
36	A	DePaul	85 82	92	H	Nebraska	74 65												

Non-Div I Games:

Creighton

Average RPI	Win:	262	WON-LOST	WINNING	LAST 10	STRENGTH OF	OPP. STRENGTH	TEAM	ADJ.	CONF.	ADJ CONF.
Average RPI	Loss:	155	RECORD	PCT. RANK	GAMES	SCHEDULE	OF SCHEDULE	RPI	RPI	RPI	RPI
DIV. I ONLY		7- 6		147	5-5	302	213	223	223	11	11
DIV. I NON-CONF.		7- 6		153	0- 1	297	221	228	228	10	10
<hr/>											
TOTALS	RPI 1-25		RPI 26-50		W-L RECORDS	RPI 51-100		RPI 101-150		RPI 150+	
7- 6	0- 0		0- 1		OVERALL	0- 2		1- 0		6- 3	
5- 1	0- 0		0- 1		HOME	0- 0		1- 0		4- 0	
2- 3	0- 0		0- 0		AWAY	0- 1		0- 0		2- 2	
0- 2	0- 0		0- 0		NEUTRAL	0- 1		0- 0		0- 1	
7- 6	0- 0		0- 1		NON-CONFERENCE	0- 2		1- 0		6- 3	
5- 1	0- 0		0- 1		HOME	0- 0		1- 0		4- 0	
2- 3	0- 0		0- 0		AWAY	0- 1		0- 0		2- 2	
0- 2	0- 0		0- 0		NEUTRAL	0- 1		0- 0		0- 1	
0- 0	0- 0		0- 0		CONFERENCE	0- 0		0- 0		0- 0	
0- 0	0- 0		0- 0		HOME	0- 0		0- 0		0- 0	
0- 0	0- 0		0- 0		AWAY	0- 0		0- 0		0- 0	
0- 0	0- 0		0- 0		NEUTRAL	0- 0		0- 0		0- 0	

RPI	S	Opponent	Score	RPI	S	Opponent	Score	RPI	S	Opponent	Score	RPI	S	Opponent	Score	Team's RPI: 223
37	H	Buffalo	69 75	62	N	Middle Tenn.	58 70	120	H	Boston U.	64 44	211	A	Cal St. Fullerton	62 67	
				79	A	Boston College	68 99	227	A	San Diego	76 78	241	H	Binghamton	63 39	
								278	H	UMass Lowell	70 54	284	H	Fairfield	59 46	
								297	A	Vermont	66 42	299	A	New Hampshire	62 42	
								313	H	Loyola Maryland	54 41	316	N	UC Santa Barbara	56 62	
<hr/>																
LAST 12 Division I GAMES:																
316	N	UC Santa Barbara	56 62	284	H	Fairfield	59 46	120	H	Boston U.	64 44	227	A	San Diego	76 78	
241	H	Binghamton	63 39	79	A	Boston College	68 99	211	A	Cal St. Fullerton	62 67	62	N	Middle Tenn.	58 70	
299	A	New Hampshire	62 42	37	H	Buffalo	69 75	297	A	Vermont	66 42					
37	H	Buffalo	69 75													
278	H	UMass Lowell	70 54													

Non-Div I Games:

Dartmouth

Davidson				Through Games Of Jan. 14, 2019							
Average RPI	Win:	199	WON-LOST	WINNING	LAST 10	STRENGTH OF	OPP. STRENGTH	TEAM	ADJ.	CONF.	ADJ CONF.
Average RPI	Loss:	142	RECORD	PCT. RANK	GAMES	SCHEDULE	OF SCHEDULE	RPI	RPI	RPI	RPI
DIV. I ONLY			8- 7	151	6-4	161	179	129	129	17	17
DIV. I NON-CONF.			5- 7	206	0- 0	155	165	182	182	17	17
-----											
TOTALS		RPI 1-25		RPI 26-50	W-L RECORDS	RPI 51-100		RPI 101-150		RPI 150+	
8- 7		0- 1		1- 0	OVERALL	0- 1		1- 2		6- 3	
4- 1		0- 0		0- 0	HOME	0- 0		0- 1		4- 0	
4- 6		0- 1		1- 0	AWAY	0- 1		1- 1		2- 3	
0- 0		0- 0		0- 0	NEUTRAL	0- 0		0- 0		0- 0	
5- 7		0- 1		1- 0	NON-CONFERENCE	0- 1		0- 2		4- 3	
3- 1		0- 0		0- 0	HOME	0- 0		0- 1		3- 0	
2- 6		0- 1		1- 0	AWAY	0- 1		0- 1		1- 3	
0- 0		0- 0		0- 0	NEUTRAL	0- 0		0- 0		0- 0	
3- 0		0- 0		0- 0	CONFERENCE	0- 0		1- 0		2- 0	
1- 0		0- 0		0- 0	HOME	0- 0		0- 0		1- 0	
2- 0		0- 0		0- 0	AWAY	0- 0		1- 0		1- 0	
0- 0		0- 0		0- 0	NEUTRAL	0- 0		0- 0		0- 0	

RPI 1-25				RPI 26-50				RPI 51-100				RPI 101+ Team's RPI: 129			
RPI	S	Opponent	Score	RPI	S	Opponent	Score	RPI	S	Opponent	Score	RPI	S	Opponent	Score
8	A	NC State	45 75	44	A	Clemson	90 80	89	A	Princeton	57 65	112	H	Appalachian St.	78 81
												134	A	Duquesne	62 47
												141	A	Charlotte	66 78
												162	H	High Point	71 62
												163	H	William & Mary	76 65
												185	A	Rhode Island	77 67
												194	A	Elon	72 73
												222	A	UNC Asheville	56 69
												226	A	Gardner-Webb	49 54
												248	H	George Mason	67 59
												309	H	Presbyterian	83 56
												343	A	Charleston So.	72 34
LAST 12 Division I GAMES:															
185	A	Rhode Island	77 67	44	A	Clemson	90 80	194	A	Elon	72 73				
134	A	Duquesne	62 47	89	A	Princeton	57 65	162	H	High Point	71 62				
248	H	George Mason	67 59	163	H	William & Mary	76 65	222	A	UNC Asheville	56 69				
8	A	NC State	45 75												
141	A	Charlotte	66 78												
309	H	Presbyterian	83 56												

Non-Div I Games: Queens (NC) 80 47

Davidson



Average RPI Win: 176

Average RPI Loss: 62

WON-LOST  
RECORDWINNING  
PCT. RANKLAST 10  
GAMESSTRENGTH OF  
SCHEDULEOPP. STRENGTH  
OF SCHEDULETEAM  
RPIADJ.  
RPICONF.  
RPIADJ CONF.  
RPIDIV. I ONLY  
DIV. I NON-CONF.7- 7  
5- 6166  
1775-5  
0- 036  
10111  
11499  
7199  
7117  
1717  
17

TOTALS

RPI 1-25

RPI 26-50

W-L RECORDS

RPI 51-100

RPI 101-150

RPI 150+

7- 7  
6- 1  
0- 5  
1- 10- 2  
0- 0  
0- 2  
0- 02- 3  
1- 1  
0- 2  
1- 0OVERALL  
HOME  
AWAY  
NEUTRAL0- 1  
0- 0  
0- 0  
0- 11- 0  
1- 0  
0- 0  
0- 04- 1  
4- 0  
0- 1  
0- 05- 6  
4- 1  
0- 4  
1- 10- 2  
0- 0  
0- 2  
0- 02- 3  
1- 1  
0- 2  
1- 0NON-CONFERENCE  
HOME  
AWAY  
NEUTRAL0- 1  
0- 0  
0- 0  
0- 11- 0  
1- 0  
0- 0  
0- 02- 0  
2- 0  
0- 0  
0- 02- 1  
2- 0  
0- 1  
0- 00- 0  
0- 0  
0- 0  
0- 00- 0  
0- 0  
0- 0  
0- 0CONFERENCE  
HOME  
AWAY  
NEUTRAL0- 0  
0- 0  
0- 0  
0- 00- 0  
0- 0  
0- 0  
0- 02- 1  
2- 0  
0- 1  
0- 0

RPI 1-25

RPI 26-50

RPI 51-100

Team's RPI: 99

RPI 101+

RPI	S	Opponent	Score
23	A	Maryland	71 82
25	A	South Carolina	55 65

RPI	S	Opponent	Score
29	H	Northeastern	79 84
33	N	Georgia Tech	85 66
37	H	Buffalo	72 59
42	A	Green Bay	35 51
48	A	James Madison	55 68

RPI	S	Opponent	Score
78	N	Virginia Tech	57 69

RPI	S	Opponent	Score
109	H	Toledo	70 49
181	H	Massachusetts	75 47
187	A	George Washington	45 46
256	H	La Salle	84 45
272	H	Colgate	67 58
344	H	Evansville	69 30

LAST 12 Division I GAMES:

187	A	George Washington	45 46	37	H	Buffalo	72 59
181	H	Massachusetts	75 47	48	A	James Madison	55 68
256	H	La Salle	84 45	25	A	South Carolina	55 65
33	N	Georgia Tech	85 66	42	A	Green Bay	35 51
78	N	Virginia Tech	57 69	109	H	Toledo	70 49
344	H	Evansville	69 30	29	H	Northeastern	79 84

Non-Div I Games:

Dayton

■ Loss, 
 ■ Non-Conf, 
 ■ S Site, 
 ■ H Home 
 ■ A Away 
 N Neutral

DePaul

Non-Div I Games:

DePaul				Through Games Of Jan. 14, 2019															
Average RPI Win:		153	WON-LOST RECORD		WINNING PCT. RANK		LAST 10 GAMES		STRENGTH OF SCHEDULE		OPP. STRENGTH OF SCHEDULE		TEAM RPI	ADJ. RPI	CONF. RPI	ADJ CONF. RPI			
Average RPI Loss:		19																	
DIV. I ONLY		12- 5		72		8-2		63		7		36	36	5	5				
DIV. I NON-CONF.		9- 3		62		0- 0		95		14		40	40	4	4				
-----																			
TOTALS		RPI 1-25		RPI 26-50		W-L RECORDS		RPI 51-100		RPI 101-150		RPI 150+							
12- 5		0- 4		1- 0		OVERALL		5- 1		1- 0		5- 0							
6- 2		0- 1		1- 0		HOME		1- 1		1- 0		3- 0							
4- 2		0- 2		0- 0		AWAY		2- 0		0- 0		2- 0							
2- 1		0- 1		0- 0		NEUTRAL		2- 0		0- 0		0- 0							
9- 3		0- 3		1- 0		NON-CONFERENCE		3- 0		0- 0		5- 0							
5- 1		0- 1		1- 0		HOME		1- 0		0- 0		3- 0							
2- 1		0- 1		0- 0		AWAY		0- 0		0- 0		2- 0							
2- 1		0- 1		0- 0		NEUTRAL		2- 0		0- 0		0- 0							
3- 2		0- 1		0- 0		CONFERENCE		2- 1		1- 0		0- 0							
1- 1		0- 0		0- 0		HOME		0- 1		1- 0		0- 0							
2- 1		0- 1		0- 0		AWAY		2- 0		0- 0		0- 0							
0- 0		0- 0		0- 0		NEUTRAL		0- 0		0- 0		0- 0							
RPI 1-25				RPI 26-50				Team's RPI: 36				RPI 51-100				RPI 101+			
RPI	S	Opponent	Score	RPI	S	Opponent	Score	RPI	S	Opponent	Score	RPI	S	Opponent	Score				
1	H	Notre Dame	77 101	42	H	Green Bay	73 64	52	A	Villanova	66 59	108	H	Providence	88 62				
4	N	Syracuse	81 83					64	N	Kansas St.	79 59	153	A	Oklahoma	87 76				
7	A	UConn	63 99					71	H	Creighton	82 85	236	A	Loyola Chicago	102 76				
13	A	Marquette	63 96					89	N	Princeton	82 67	253	H	Temple	102 88				
								93	A	Georgetown	69 64	314	H	Tennessee St.	95 73				
								94	H	Northwestern	76 60	337	H	Savannah St.	124 61				
-----																			
LAST 12 Division I GAMES:																			
52	A	Villanova	66 59	314	H	Tennessee St.	95 73												
93	A	Georgetown	69 64	153	A	Oklahoma	87 76												
13	A	Marquette	63 96	94	H	Northwestern	76 60												
108	H	Providence	88 62	253	H	Temple	102 88												
71	H	Creighton	82 85	7	A	UConn	63 99												
236	A	Loyola Chicago	102 76	337	H	Savannah St.	124 61												

DePaul

DePaul

Delaware

Through Games Of Jan. 14, 2019										
Delaware		Average RPI	Win: 271	WON-LOST	WINNING	LAST 10	STRENGTH OF		OPP. STRENGTH	TEAM
		Average RPI	Loss: 105	RECORD	PCT. RANK	GAMES	SCHEDULE		OF SCHEDULE	RPI
DIV. I ONLY		5- 10	248	3-7	65	291	198	198	10	10
DIV. I NON-CONF.		5- 7	206	1- 0	112	308	194	194	13	13
-----										
TOTALS		RPI 1-25	RPI 26-50		W-L RECORDS		RPI 51-100	RPI 101-150	RPI 150+	
5- 10		0- 2	0- 1		OVERALL		0- 2	0- 2	5- 3	
2- 5		0- 2	0- 1		HOME		0- 1	0- 0	2- 1	
1- 3		0- 0	0- 0		AWAY		0- 1	0- 1	1- 1	
2- 2		0- 0	0- 0		NEUTRAL		0- 0	0- 1	2- 1	
5- 7		0- 2	0- 0		NON-CONFERENCE		0- 1	0- 2	5- 2	
2- 2		0- 2	0- 0		HOME		0- 0	0- 0	2- 0	
1- 3		0- 0	0- 0		AWAY		0- 1	0- 1	1- 1	
2- 2		0- 0	0- 0		NEUTRAL		0- 0	0- 1	2- 1	
0- 3		0- 0	0- 1		CONFERENCE		0- 1	0- 0	0- 1	
0- 3		0- 0	0- 1		HOME		0- 1	0- 0	0- 1	
0- 0		0- 0	0- 0		AWAY		0- 0	0- 0	0- 0	
0- 0		0- 0	0- 0		NEUTRAL		0- 0	0- 0	0- 0	

Delaware

RPI 1-25				RPI 26-50				RPI 51-100				RPI 101+ Team's RPI: 198			
RPI	S	Opponent	Score	RPI	S	Opponent	Score	RPI	S	Opponent	Score	RPI	S	Opponent	Score
19	H	UCF	60 71	48	H	James Madison	43 68	69	A	UNI	67 79	110	N	Montana St.	60 69
23	H	Maryland	53 77					90	H	Towson	48 56	120	A	Boston U.	61 72
												156	H	Drexel	40 57
												171	N	Bradley	47 59
												176	N	Nicholls St.	71 56
												226	H	Gardner-Webb	69 45
												248	A	George Mason	46 72
												279	H	Saint Joseph's	48 39
												328	N	Lafayette	65 47
												346	A	Delaware St.	85 77
-----															
LAST 12 Division I GAMES:															
328	N	Lafayette	65 47	23	H	Maryland	53 77	226	H	Gardner-Webb	69 45	19	H	UCF	60 71
176	N	Nicholls St.	71 56					248	A	George Mason	46 72	120	A	Boston U.	61 72
156	H	Drexel	40 57					120	A	Boston U.	61 72	171	N	Bradley	47 59
90	H	Towson	48 56												
48	H	James Madison	43 68												
279	H	Saint Joseph's	48 39												

Non-Div I Games:

Delaware

Average RPI Win:	348	WON-LOST	WINNING	LAST 10	STRENGTH OF	OPP. STRENGTH	TEAM	ADJ.	CONF.	ADJ CONF.
Average RPI Loss:	206	RECORD	PCT. RANK	GAMES	SCHEDULE	OF SCHEDULE	RPI	RPI	RPI	RPI
DIV. I ONLY	1- 12	335	2-8	313	300	346	346	32	32	
DIV. I NON-CONF.	0- 9	336	0- 0	202	255	339	339	32	32	
-----										
TOTALS	RPI 1-25	RPI 26-50	W-L RECORDS	RPI 51-100	RPI 101-150	RPI 150+				
1- 12	0- 0	0- 1	OVERALL	0- 1	0- 0	1- 10				
1- 4	0- 0	0- 1	HOME	0- 0	0- 0	1- 3				
0- 8	0- 0	0- 0	AWAY	0- 1	0- 0	0- 7				
0- 0	0- 0	0- 0	NEUTRAL	0- 0	0- 0	0- 0				
0- 9	0- 0	0- 1	NON-CONFERENCE	0- 1	0- 0	0- 7				
0- 2	0- 0	0- 1	HOME	0- 0	0- 0	0- 1				
0- 7	0- 0	0- 0	AWAY	0- 1	0- 0	0- 6				
0- 0	0- 0	0- 0	NEUTRAL	0- 0	0- 0	0- 0				
1- 3	0- 0	0- 0	CONFERENCE	0- 0	0- 0	1- 3				
1- 2	0- 0	0- 0	HOME	0- 0	0- 0	1- 2				
0- 1	0- 0	0- 0	AWAY	0- 0	0- 0	0- 1				
0- 0	0- 0	0- 0	NEUTRAL	0- 0	0- 0	0- 0				

RPI 1-25				RPI 26-50				RPI 51-100				RPI 101+ Team's RPI: 346			
RPI	S	Opponent	Score	RPI	S	Opponent	Score	RPI	S	Opponent	Score	RPI	S	Opponent	Score
				48	H	James Madison	57 103	98	A	St. John's (NY)	44 82	164	A	VCU	55 97
												165	A	Xavier	59 80
												195	A	Cornell	59 94
												198	H	Delaware	77 85
												253	A	Temple	61 75
												262	A	Marshall	63 75
												264	A	Robert Morris	63 64
												266	H	N. C. A&T	47 67
												277	A	Norfolk St.	50 63
												287	H	Coppin St.	57 71
												348	H	N. C. Central	71 61
LAST 12 Division I GAMES:															
348	H	N. C. Central	71 61	264	A	Robert Morris	63 64	195	A	Cornell	59 94	165	A	Xavier	59 80
266	H	N. C. A&T	47 67	98	A	St. John's (NY)	44 82	198	H	Delaware	77 85	262	A	Marshall	63 75
287	H	Coppin St.	57 71	48	H	James Madison	57 103	253	A	Temple	61 75	266	H	N. C. A&T	47 67
277	A	Norfolk St.	50 63					264	A	Robert Morris	63 64	277	A	Norfolk St.	50 63
164	A	VCU	55 97					287	H	Coppin St.	57 71	287	H	Coppin St.	57 71
262	A	Marshall	63 75					348	H	N. C. Central	71 61	348	H	N. C. Central	71 61

Non-Div I Games: Post 65 53 Cheyney 79 59

Delaware St.

Average RPI Win: **166**  
 Average RPI Loss: **134**

WON-LOST  
RECORD

WINNING  
PCT. RANK

LAST 10  
GAMES

STRENGTH OF  
SCHEDULE

OPP. STRENGTH  
OF SCHEDULE

TEAM  
RPI

ADJ.  
RPI

CONF.  
RPI

ADJ CONF.  
RPI

DIV. I ONLY	10- 8	142	4-6	220	69	161	161	18	18
DIV. I NON-CONF.	7- 6	153	0- 0	245	52	186	186	15	15
-----									
TOTALS	RPI 1-25	RPI 26-50	W-L RECORDS	RPI 51-100	RPI 101-150	RPI 150+			
10- 8	1- 0	0- 1	OVERALL	1- 3	2- 0	6- 4			
8- 1	1- 0	0- 0	HOME	1- 0	2- 0	4- 1			
2- 7	0- 0	0- 1	AWAY	0- 3	0- 0	2- 3			
0- 0	0- 0	0- 0	NEUTRAL	0- 0	0- 0	0- 0			
7- 6	0- 0	0- 0	NON-CONFERENCE	1- 3	2- 0	4- 3			
6- 1	0- 0	0- 0	HOME	1- 0	2- 0	3- 1			
1- 5	0- 0	0- 0	AWAY	0- 3	0- 0	1- 2			
0- 0	0- 0	0- 0	NEUTRAL	0- 0	0- 0	0- 0			
3- 2	1- 0	0- 1	CONFERENCE	0- 0	0- 0	2- 1			
2- 0	1- 0	0- 0	HOME	0- 0	0- 0	1- 0			
1- 2	0- 0	0- 1	AWAY	0- 0	0- 0	1- 1			
0- 0	0- 0	0- 0	NEUTRAL	0- 0	0- 0	0- 0			

RPI 1-25				RPI 26-50				RPI 51-100				RPI 101+ Team's RPI: 161			
RPI	S	Opponent	Score	RPI	S	Opponent	Score	RPI	S	Opponent	Score	RPI	S	Opponent	Score
21	H	South Dakota	104 99	27	A	South Dakota St.	59 <b>76</b>	65	A	Wyoming	74 <b>78</b>	127	H	Loyola Marymount	104 75
								76	H	Lamar University	117 110	145	H	American	83 54
								82	A	Northern Colo.	66 <b>74</b>	177	A	Colorado St.	79 <b>84</b>
								92	A	Nebraska	71 <b>96</b>	179	H	UMKC	92 75
												186	A	New Mexico St.	64 <b>66</b>
												191	H	North Dakota	87 66
												199	A	Southern Utah	71 70
												212	H	St. Bonaventure	76 62
												213	H	Air Force	92 66
												216	H	Samford	83 <b>87</b>
												229	A	Western Ill.	78 <b>87</b>
												300	A	Omaha	95 68
LAST 12 Division I GAMES:															
27	A	South Dakota St.	59 <b>76</b>	216	H	Samford	83 <b>87</b>	92	A	Nebraska	71 <b>96</b>	186	A	New Mexico St.	64 <b>66</b>
191	H	North Dakota	87 66	92	A	Nebraska	71 <b>96</b>	199	A	Southern Utah	71 70	65	A	Wyoming	74 <b>78</b>
21	H	South Dakota	104 99	186	A	New Mexico St.	64 <b>66</b>	65	A	Wyoming	74 <b>78</b>	127	H	Loyola Marymount	104 75
229	A	Western Ill.	78 <b>87</b>	199	A	Southern Utah	71 70								
300	A	Omaha	95 68	65	A	Wyoming	74 <b>78</b>								
177	A	Colorado St.	79 <b>84</b>	127	H	Loyola Marymount	104 75								

Non-Div I Games:

Denver

**Loss**, **Non-Conf**, **S Site**, **H Home** **A Away** **N Neutral**

Average RPI Win: 339 WON-LOST RECORD WINNING PCT. RANK LAST 10 GAMES STRENGTH OF SCHEDULE OPP. STRENGTH OF SCHEDULE TEAM RPI ADJ. RPI CONF. RPI ADJ CONF. RPI

DIV. I ONLY	2- 13	326	1-9	303	260	332	332	19	19
DIV. I NON-CONF.	1- 9	326	0- 0	249	286	328	328	18	18
TOTALS	RPI 1-25	RPI 26-50	W-L RECORDS	RPI 51-100	RPI 101-150	RPI 150+			
2- 13	0- 0	0- 0	OVERALL	0- 1	0- 5	2- 7			
0- 5	0- 0	0- 0	HOME	0- 0	0- 2	0- 3			
2- 8	0- 0	0- 0	AWAY	0- 1	0- 3	2- 4			
0- 0	0- 0	0- 0	NEUTRAL	0- 0	0- 0	0- 0			
1- 9	0- 0	0- 0	NON-CONFERENCE	0- 1	0- 3	1- 5			
0- 3	0- 0	0- 0	HOME	0- 0	0- 1	0- 2			
1- 6	0- 0	0- 0	AWAY	0- 1	0- 2	1- 3			
0- 0	0- 0	0- 0	NEUTRAL	0- 0	0- 0	0- 0			
1- 4	0- 0	0- 0	CONFERENCE	0- 0	0- 2	1- 2			
0- 2	0- 0	0- 0	HOME	0- 0	0- 1	0- 1			
1- 2	0- 0	0- 0	AWAY	0- 0	0- 1	1- 1			
0- 0	0- 0	0- 0	NEUTRAL	0- 0	0- 0	0- 0			

RPI S Opponent	Score	RPI S Opponent	Score	RPI S Opponent	Score	RPI S Opponent	Score	Team's RPI: 332
				59 A Mi chi gan	62 95	104 A Ohio St.	41 55	
						109 A Toledo	60 77	
						119 H Youngstown St.	59 85	
						136 A IUPUI	47 82	
						139 H Mi ami (OH)	59 78	
						206 A Bowling Green	73 79	
						219 A Eastern Mi ch.	53 60	
						236 A Loyol a Chi cago	43 52	
						260 H Clevel and St.	49 67	
						281 A Oakl and	67 74	
						295 H Western Mi ch.	44 54	
						300 H Omaha	42 51	
						338 A UIC	42 36	
						339 A Manhattan	58 56	
LAST 12 Division I GAMES:								
338 A UIC	42 36	206 A Bowl ing Green	73 79					
136 A IUPUI	47 82	295 H Western Mi ch.	44 54					
281 A Oakl and	67 74	219 A Eastern Mi ch.	53 60					
260 H Clevel and St.	49 67	300 H Omaha	42 51					
119 H Youngstown St.	59 85	339 A Manhattan	58 56					
109 A Toledo	60 77	59 A Mi chi gan	62 95					

Non-Div I Games: Mi ch. -Dearborn 68 60

Detroit Mercy

Average RPI Win: 137

Average RPI Loss: 13

WON-LOST  
RECORDWINNING  
PCT. RANKLAST 10  
GAMESSTRENGTH OF  
SCHEDULEOPP. STRENGTH  
OF SCHEDULETEAM  
RPIADJ.  
RPICONF.  
RPIADJ CONF.  
RPIDIV. I ONLY  
DIV. I NON-CONF.

11- 4

62

7-3

13

19

14

14

13

13

7- 4

109

1- 0

9

1

12

12

14

14

TOTALS

RPI 1-25

RPI 26-50

W-L RECORDS

RPI 51-100

RPI 101-150

RPI 150+

11- 4

3- 3

0- 1

OVERALL

2- 0

0- 0

6- 0

4- 1

1- 1

0- 0

HOME

0- 0

0- 0

3- 0

5- 2

0- 1

0- 1

AWAY

2- 0

0- 0

3- 0

2- 1

2- 1

0- 0

NEUTRAL

0- 0

0- 0

0- 0

7- 4

3- 3

0- 1

NON-CONFERENCE

2- 0

0- 0

2- 0

2- 1

1- 1

0- 0

HOME

0- 0

0- 0

1- 0

3- 2

0- 1

0- 1

AWAY

2- 0

0- 0

1- 0

2- 1

2- 1

0- 0

NEUTRAL

0- 0

0- 0

0- 0

4- 0

0- 0

0- 0

CONFERENCE

0- 0

0- 0

4- 0

2- 0

0- 0

0- 0

HOME

0- 0

0- 0

2- 0

2- 0

0- 0

0- 0

AWAY

0- 0

0- 0

2- 0

0- 0

0- 0

0- 0

NEUTRAL

0- 0

0- 0

0- 0

RPI 1-25

Team's RPI: 14

RPI 26-50

RPI 51-100

RPI 101+

RPI	S	Opponent	Score
1	N	Notre Dame	64 82
10	A	Iowa St.	81 86
12	H	Iowa	82 91
20	N	Rutgers	69 59
21	H	South Dakota	76 64
25	N	South Carolina	90 85

RPI	S	Opponent	Score
27	A	South Dakota St.	71 80

RPI	S	Opponent	Score
71	A	Creighton	85 69
92	A	Nebraska	83 77

RPI	S	Opponent	Score
160	H	CSUN	73 63
171	A	Bradley	92 63
178	A	Illinois St.	82 64
229	A	Western Ill.	98 71
236	H	Loyola Chicago	69 60
305	H	Valparaiso	84 53

LAST 12 Division I GAMES:

25	N	South Carolina	90 85
1	N	Notre Dame	64 82
305	H	Valparaiso	84 53
236	H	Loyola Chicago	69 60
178	A	Illinois St.	82 64
171	A	Bradley	92 63
12	H	Iowa	82 91
10	A	Iowa St.	81 86
27	A	South Dakota St.	71 80
71	A	Creighton	85 69
20	N	Rutgers	69 59
160	H	CSUN	73 63

Non-Div I Games:

Clarke

91 43

Drake

■ Loss, 
 ■ Non-Conf, 
 ■ S Site, 
 ■ Home 
 ■ Away 
 N Neutral

Average RPI	Win:	247	WON-LOST	WINNING	LAST 10	STRENGTH OF	OPP. STRENGTH	TEAM	ADJ.	CONF.	ADJ CONF.
Average RPI	Loss:	71	RECORD	PCT. RANK	GAMES	SCHEDULE	OF SCHEDULE	RPI	RPI	RPI	RPI
DIV. I ONLY		9- 5		97	6-4	195	202	156	156	10	10
DIV. I NON-CONF.		8- 3		72	1- 0	242	227	138	138	13	13
-----											
TOTALS	RPI 1-25		RPI 26-50		W-L RECORDS	RPI 51-100		RPI 101-150		RPI 150+	
9- 5	0- 0		0- 1		OVERALL	1- 4		0- 0		8- 0	
3- 4	0- 0		0- 1		HOME	1- 3		0- 0		2- 0	
5- 0	0- 0		0- 0		AWAY	0- 0		0- 0		5- 0	
1- 1	0- 0		0- 0		NEUTRAL	0- 1		0- 0		1- 0	
8- 3	0- 0		0- 0		NON-CONFERENCE	1- 3		0- 0		7- 0	
3- 2	0- 0		0- 0		HOME	1- 2		0- 0		2- 0	
4- 0	0- 0		0- 0		AWAY	0- 0		0- 0		4- 0	
1- 1	0- 0		0- 0		NEUTRAL	0- 1		0- 0		1- 0	
1- 2	0- 0		0- 1		CONFERENCE	0- 1		0- 0		1- 0	
0- 2	0- 0		0- 1		HOME	0- 1		0- 0		0- 0	
1- 0	0- 0		0- 0		AWAY	0- 0		0- 0		1- 0	
0- 0	0- 0		0- 0		NEUTRAL	0- 0		0- 0		0- 0	

RPI 1-25				RPI 26-50				RPI 51-100				RPI 101+				Team's RPI: 156
RPI	S	Opponent	Score	RPI	S	Opponent	Score	RPI	S	Opponent	Score	RPI	S	Opponent	Score	
				48	H	James Madison	35 51	63	H	Bucknell	64 42	198	A	Delaware	57 40	
								66	H	Penn	39 55	226	H	Gardner-Webb	65 48	
								70	H	Quinnipiac	52 56	256	A	La Salle	58 43	
								81	N	Wright St.	63 71	279	H	Saint Joseph's	51 34	
								90	H	Towson	54 55	283	A	Richmond	58 35	
												285	N	Siena	51 39	
												297	A	Vermont	60 44	
												339	A	Manhattan	53 39	
-----																
LAST 12 Division I GAMES:																
297	A	Vermont	60 44	226	H	Gardner-Webb	65 48									
198	A	Delaware	57 40	81	N	Wright St.	63 71									
48	H	James Madison	35 51	339	A	Manhattan	53 39									
90	H	Towson	54 55	256	A	La Salle	58 43									
283	A	Richmond	58 35	285	N	Siena	51 39									
66	H	Penn	39 55	63	H	Bucknell	64 42									

Non-Div I Games:

Drexel



Average RPI Win:	156	WON-LOST	WINNING	LAST 10	STRENGTH OF	OPP. STRENGTH	TEAM	ADJ.	CONF.	ADJ CONF.
Average RPI Loss:	44	RECORD	PCT. RANK	GAMES	SCHEDULE	OF SCHEDULE	RPI	RPI	RPI	RPI
DIV. I ONLY	8- 7	151	5-5	10	48	41	41	1	1	
DIV. I NON-CONF.	8- 4	91	0- 1	38	76	38	38	1	1	
-----										
TOTALS	RPI 1-25	RPI 26-50	W-L RECORDS	RPI 51-100	RPI 101-150	RPI 150+				
8- 7	0- 2	0- 3	OVERALL	2- 2	1- 0	5- 0				
5- 1	0- 1	0- 0	HOME	1- 0	1- 0	3- 0				
2- 4	0- 1	0- 2	AWAY	1- 1	0- 0	1- 0				
1- 2	0- 0	0- 1	NEUTRAL	0- 1	0- 0	1- 0				
8- 4	0- 0	0- 2	NON-CONFERENCE	2- 2	1- 0	5- 0				
5- 0	0- 0	0- 0	HOME	1- 0	1- 0	3- 0				
2- 2	0- 0	0- 1	AWAY	1- 1	0- 0	1- 0				
1- 2	0- 0	0- 1	NEUTRAL	0- 1	0- 0	1- 0				
0- 3	0- 2	0- 1	CONFERENCE	0- 0	0- 0	0- 0				
0- 1	0- 1	0- 0	HOME	0- 0	0- 0	0- 0				
0- 2	0- 1	0- 1	AWAY	0- 0	0- 0	0- 0				
0- 0	0- 0	0- 0	NEUTRAL	0- 0	0- 0	0- 0				

RPI 1-25				RPI 26-50				RPI 51-100				RPI 101+			
RPI	S	Opponent	Score	RPI	S	Opponent	Score	RPI	S	Opponent	Score	RPI	S	Opponent	Score
6	H	Louisville	51 73	33	A	Georgia Tech	64 70	84	A	Maine	66 63	111	H	Marist	64 56
8	A	NC State	51 63	34	A	Oregon St.	57 71	88	H	FGCU	57 41	152	A	Wisconsin	60 53
				35	N	Missouri	54 62	94	A	Northwestern	58 84	190	N	Ball St.	79 62
								100	N	Washington	64 71	194	H	Elon	81 64
												196	H	East Carolina	83 66
												234	H	UNLV	66 38
-----															
LAST 12 Division I GAMES:															
35	N	Missouri	54 62	196	H	East Carolina	83 66	34	A	Oregon St.	57 71	234	H	UNLV	66 38
190	N	Ball St.	79 62	88	H	FGCU	57 41	111	H	Marist	64 56	152	A	Wisconsin	60 53
33	A	Georgia Tech	64 70	94	A	Northwestern	58 84	100	N	Washington	64 71				
6	H	Louisville	51 73												
8	A	NC State	51 63												
88	H	FGCU	57 41												

Non-Div I Games:

Duke

D  
u  
q  
u  
e  
s  
n  
e

Duquesne				Through Games Of Jan. 14, 2019							
Average RPI	Win:	201	WON-LOST	WINNING	LAST 10	STRENGTH OF	OPP. STRENGTH	TEAM	ADJ.	CONF.	ADJ CONF.
Average RPI	Loss:	91	RECORD	PCT. RANK	GAMES	SCHEDULE	OF SCHEDULE	RPI	RPI	RPI	RPI
DIV. I ONLY			8- 8	166	5-5	124	78	134	134	17	17
DIV. I NON-CONF.			6- 7	172	0- 0	98	48	119	119	17	17
-----											
TOTALS		RPI 1-25		RPI 26-50	W-L RECORDS	RPI 51-100		RPI 101-150		RPI 150+	
8- 8		0- 3		0- 0	OVERALL	2- 2		0- 2		6- 1	
3- 3		0- 1		0- 0	HOME	0- 1		0- 1		3- 0	
5- 3		0- 1		0- 0	AWAY	2- 1		0- 1		3- 0	
0- 2		0- 1		0- 0	NEUTRAL	0- 0		0- 0		0- 1	
6- 7		0- 3		0- 0	NON-CONFERENCE	2- 2		0- 1		4- 1	
3- 2		0- 1		0- 0	HOME	0- 1		0- 0		3- 0	
3- 3		0- 1		0- 0	AWAY	2- 1		0- 1		1- 0	
0- 2		0- 1		0- 0	NEUTRAL	0- 0		0- 0		0- 1	
2- 1		0- 0		0- 0	CONFERENCE	0- 0		0- 1		2- 0	
0- 1		0- 0		0- 0	HOME	0- 0		0- 1		0- 0	
2- 0		0- 0		0- 0	AWAY	0- 0		0- 0		2- 0	
0- 0		0- 0		0- 0	NEUTRAL	0- 0		0- 0		0- 0	

RPI 1-25				RPI 26-50				RPI 51-100				RPI 101+ Team's RPI: 134			
RPI	S	Opponent	Score	RPI	S	Opponent	Score	RPI	S	Opponent	Score	RPI	S	Opponent	Score
4	N	Syracuse	71 87					71	A	Kent St.	77 72	109	A	Toledo	52 65
19	H	UCF	63 71					77	A	TCU	48 61	129	H	Davi dson	47 62
22	A	Texas	41 78					80	A	Penn St.	64 58	212	A	St. Bonaventure	60 54
								83	H	Pi ttsburgh	58 66	233	A	Saint Francis (PA)	93 73
												237	H	Mt. St. Mary's	73 64
												248	A	George Mason	60 57
												253	H	Temple	54 53
												271	H	ETSU	66 58
												282	N	Li berty	51 55
LAST 12 Di vi si on I GAMES:															
248	A	George Mason	60 57	4	N	Syracuse	71 87	271	H	ETSU	66 58				
129	H	Davi dson	47 62	19	H	UCF	63 71	80	A	Penn St.	64 58				
212	A	St. Bonaventure	60 54	71	A	Kent St.	77 72	233	A	Saint Francis (PA)	93 73				
253	H	Temple	54 53												
83	H	Pi ttsburgh	58 66												
282	N	Li berty	51 55												

Non-Div I Games:

Duquesne

D  
u  
q  
u  
e  
s  
n  
e

Average RPI Win:	189	WON-LOST	WINNING	LAST 10	STRENGTH OF	OPP. STRENGTH	TEAM	ADJ.	CONF.	ADJ CONF.
Average RPI Loss:	121	RECORD	PCT. RANK	GAMES	SCHEDULE	OF SCHEDULE	RPI	RPI	RPI	RPI
DIV. I ONLY	2- 15	332	2-8	85	92	271	271	24	24	
DIV. I NON-CONF.	2- 14	319	0- 2	83	109	271	271	25	25	
-----										
TOTALS	RPI 1-25	RPI 26-50	W-L RECORDS	RPI 51-100	RPI 101-150	RPI 150+				
2- 15	0- 2	0- 2	OVERALL	0- 1	1- 5	1- 5				
2- 4	0- 0	0- 0	HOME	0- 1	1- 1	1- 2				
0- 8	0- 0	0- 2	AWAY	0- 0	0- 3	0- 3				
0- 3	0- 2	0- 0	NEUTRAL	0- 0	0- 1	0- 0				
2- 14	0- 2	0- 2	NON-CONFERENCE	0- 1	1- 4	1- 5				
2- 4	0- 0	0- 0	HOME	0- 1	1- 1	1- 2				
0- 7	0- 0	0- 2	AWAY	0- 0	0- 2	0- 3				
0- 3	0- 2	0- 0	NEUTRAL	0- 0	0- 1	0- 0				
0- 1	0- 0	0- 0	CONFERENCE	0- 0	0- 1	0- 0				
0- 0	0- 0	0- 0	HOME	0- 0	0- 0	0- 0				
0- 1	0- 0	0- 0	AWAY	0- 0	0- 1	0- 0				
0- 0	0- 0	0- 0	NEUTRAL	0- 0	0- 0	0- 0				

RPI 1-25				RPI 26-50				RPI 51-100				RPI 101+ Team's RPI: 271			
RPI	S	Opponent	Score	RPI	S	Opponent	Score	RPI	S	Opponent	Score	RPI	S	Opponent	Score
20	N	Rutgers	44 68	30	A	Tennessee	61 80	86	H	Troy	66 84	102	N	Western Ky.	68 82
25	N	South Carolina	55 101	32	A	Michigan St.	53 75					112	H	Appalachian St.	95 64
												126	H	Houston	77 84
												130	A	Cincinnati	64 77
												132	A	Chattanooga	67 76
												134	A	Duquesne	58 66
												151	A	Radford	64 79
												162	H	High Point	65 73
												175	A	South Alabama	74 81
												222	A	UNC Asheville	55 56
												266	H	N.C. A&T	61 56
												282	H	Liberty	86 89
LAST 12 Division I GAMES:															
20	N	Rutgers	44 68	266	H	N.C. A&T	61 56	222	A	UNC Asheville	55 56	282	H	Liberty	86 89
102	N	Western Ky.	68 82	126	H	Houston	77 84	112	H	Appalachian St.	95 64	175	A	South Alabama	74 81
132	A	Chattanooga	67 76	134	A	Duquesne	58 66								

Non-Div I Games:

ETSU

Average RPI Win:	271	WON-LOST	WINNING	LAST 10	STRENGTH OF	OPP. STRENGTH	TEAM	ADJ.	CONF.	ADJ CONF.
Average RPI Loss:	116	RECORD	PCT. RANK	GAMES	SCHEDULE	OF SCHEDULE	RPI	RPI	RPI	RPI
DIV. I ONLY	10- 6	102	5-5	272	259	196	196	9	9	
DIV. I NON-CONF.	9- 4	85	0- 0	313	276	203	203	9	9	
-----										
TOTALS	RPI 1-25	RPI 26-50	W-L RECORDS	RPI 51-100	RPI 101-150	RPI 150+				
10- 6	0- 0	0- 1	OVERALL	1- 1	0- 2	9- 2				
8- 2	0- 0	0- 0	HOME	1- 0	0- 1	7- 1				
0- 4	0- 0	0- 1	AWAY	0- 1	0- 1	0- 1				
2- 0	0- 0	0- 0	NEUTRAL	0- 0	0- 0	2- 0				
9- 4	0- 0	0- 1	NON-CONFERENCE	1- 0	0- 1	8- 2				
7- 1	0- 0	0- 0	HOME	1- 0	0- 0	6- 1				
0- 3	0- 0	0- 1	AWAY	0- 0	0- 1	0- 1				
2- 0	0- 0	0- 0	NEUTRAL	0- 0	0- 0	2- 0				
1- 2	0- 0	0- 0	CONFERENCE	0- 1	0- 1	1- 0				
1- 1	0- 0	0- 0	HOME	0- 0	0- 1	1- 0				
0- 1	0- 0	0- 0	AWAY	0- 1	0- 0	0- 0				
0- 0	0- 0	0- 0	NEUTRAL	0- 0	0- 0	0- 0				

RPI	S	Opponent	Score	RPI	S	Opponent	Score	RPI	S	Opponent	Score	RPI	S	Opponent	Score
41	A	Duke	66 83	74	A	Tulane	57 68	91	H	Wake Forest	70 61	121	H	Tulsa	55 75
												141	A	Charlotte	46 52
												157	H	UNCW	68 71
												163	A	William & Mary	43 63
												246	H	Monmouth	73 67
												250	H	UMES	84 69
												258	H	Wichita St.	78 56
												273	H	Kennesaw St.	68 56
												282	H	Liberty	66 63
												315	N	South Carolina St.	71 63
												318	H	USC Upstate	63 53
												333	H	Grand Canyon	59 47
												347	N	Longwood	61 52
LAST 12 Division I GAMES:															
121	H	Tulsa	55 75	347	N	Longwood	61 52	318	H	USC Upstate	63 53	282	H	Liberty	66 63
258	H	Wichita St.	78 56	141	A	Charlotte	46 52	163	A	William & Mary	43 63	91	H	Wake Forest	70 61
74	A	Tulane	57 68												
157	H	UNCW	68 71												
41	A	Duke	66 83												
315	N	South Carolina St.	71 63												

Non-Div I Games:

East Carolina

Average RPI Win:	209	WON-LOST	WINNING	LAST 10	STRENGTH OF	OPP. STRENGTH	TEAM	ADJ.	CONF.	ADJ CONF.
Average RPI Loss:	160	RECORD	PCT. RANK	GAMES	SCHEDULE	OF SCHEDULE	RPI	RPI	RPI	RPI
DIV. I ONLY	4- 8	248	4-6	138	295	220	220	21	21	
DIV. I NON-CONF.	3- 5	227	0- 0	186	245	214	214	20	20	
-----										
TOTALS	RPI 1-25	RPI 26-50	W-L RECORDS	RPI 51-100	RPI 101-150	RPI 150+				
4- 8	0- 1	0- 0	OVERALL	0- 0	2- 2	2- 5				
3- 1	0- 0	0- 0	HOME	0- 0	2- 0	1- 1				
0- 7	0- 1	0- 0	AWAY	0- 0	0- 2	0- 4				
1- 0	0- 0	0- 0	NEUTRAL	0- 0	0- 0	1- 0				
3- 5	0- 1	0- 0	NON-CONFERENCE	0- 0	1- 1	2- 3				
2- 0	0- 0	0- 0	HOME	0- 0	1- 0	1- 0				
0- 5	0- 1	0- 0	AWAY	0- 0	0- 1	0- 3				
1- 0	0- 0	0- 0	NEUTRAL	0- 0	0- 0	1- 0				
1- 3	0- 0	0- 0	CONFERENCE	0- 0	1- 1	0- 2				
1- 1	0- 0	0- 0	HOME	0- 0	1- 0	0- 1				
0- 2	0- 0	0- 0	AWAY	0- 0	0- 1	0- 1				
0- 0	0- 0	0- 0	NEUTRAL	0- 0	0- 0	0- 0				

RPI 1-25				RPI 26-50				RPI 51-100				RPI 101+ Team's RPI: 220			
RPI	S	Opponent	Score	RPI	S	Opponent	Score	RPI	S	Opponent	Score	RPI	S	Opponent	Score
17	A	Butler	37 72									105	A	Tennessee Tech	88 99
												115	A	Northern Ill.	59 78
												124	H	UT Martin	77 71
												146	H	Indiana St.	63 39
												166	A	Southern Ill.	59 73
												171	A	Bradley	64 67
												192	A	Jacksonville St.	49 78
												210	H	SIUE	56 65
												229	N	Western Ill.	64 62
												305	A	Valparaiso	60 62
												336	H	Purdue Fort Wayne	72 63
-----															
LAST 12 Division I GAMES:															
105	A	Tennessee Tech	88 99	166	A	Southern Ill.	59 73								
192	A	Jacksonville St.	49 78	229	N	Western Ill.	64 62								
210	H	SIUE	56 65	305	A	Valparaiso	60 62								
124	H	UT Martin	77 71	171	A	Bradley	64 67								
146	H	Indiana St.	63 39	336	H	Purdue Fort Wayne	72 63								
115	A	Northern Ill.	59 78	17	A	Butler	37 72								

Non-Div I Games: Lincoln Christian 97 34 Eureka 104 48 Oakland City 102 43

Eastern III.

Average RPI Win:	0	WON-LOST	WINNING	LAST 10	STRENGTH OF	OPP. STRENGTH	TEAM	ADJ.	CONF.	ADJ CONF.
Average RPI Loss:	180	RECORD	PCT. RANK	GAMES	SCHEDULE	OF SCHEDULE	RPI	RPI	RPI	RPI
DIV. I ONLY	0- 13	347	2-8	98	322	322	322	21	21	
DIV. I NON-CONF.	0- 9	336	0- 1	20	336	269	269	20	20	
-----										
TOTALS	RPI 1-25	RPI 26-50	W-L RECORDS	RPI 51-100	RPI 101-150	RPI 150+				
0- 13	0- 0	0- 1	OVERALL	0- 2	0- 3	0- 7				
0- 2	0- 0	0- 0	HOME	0- 0	0- 0	0- 2				
0- 9	0- 0	0- 0	AWAY	0- 2	0- 2	0- 5				
0- 2	0- 0	0- 1	NEUTRAL	0- 0	0- 1	0- 0				
0- 9	0- 0	0- 1	NON-CONFERENCE	0- 1	0- 3	0- 4				
0- 2	0- 0	0- 0	HOME	0- 0	0- 0	0- 2				
0- 5	0- 0	0- 0	AWAY	0- 1	0- 2	0- 2				
0- 2	0- 0	0- 1	NEUTRAL	0- 0	0- 1	0- 0				
0- 4	0- 0	0- 0	CONFERENCE	0- 1	0- 0	0- 3				
0- 0	0- 0	0- 0	HOME	0- 0	0- 0	0- 0				
0- 4	0- 0	0- 0	AWAY	0- 1	0- 0	0- 3				
0- 0	0- 0	0- 0	NEUTRAL	0- 0	0- 0	0- 0				

RPI 1-25				RPI 26-50				RPI 51-100				RPI 101+				Team's RPI : 322	
RPI	S	Opponent	Score	RPI	S	Opponent	Score	RPI	S	Opponent	Score	RPI	S	Opponent	Score		
				26	N	Florida St.	45 62										
								51	A	Ohio	60 100	138	A	West Virginia	29 78		
								60	A	Belmont	43 69	138	N	West Virginia	39 81		
												139	A	Miami (OH)	44 60		
												155	A	Akron	54 63		
												197	H	Saint Louis	43 70		
												248	H	George Mason	75 91		
												249	A	Murray St.	63 81		
												295	A	Western Mich.	53 64		
												314	A	Tennessee St.	38 60		
												334	A	Austin Peay	65 100		
LAST 12 Division I GAMES:																	
				138	N	West Virginia	39 81					248	H	George Mason	75 91		
				60	A	Belmont	43 69					155	A	Akron	54 63		
				314	A	Tennessee St.	38 60					295	A	Western Mich.	53 64		
				249	A	Murray St.	63 81					26	N	Florida St.	45 62		
				334	A	Austin Peay	65 100					51	A	Ohio	60 100		
				138	A	West Virginia	29 78					139	A	Miami (OH)	44 60		

Non-Div I Games: Brescia 70 41 Ky. Christian 90 35

Eastern Ky.

Average RPI Win:	298	WON-LOST	WINNING	LAST 10	STRENGTH OF	OPP. STRENGTH	TEAM	ADJ.	CONF.	ADJ CONF.
Average RPI Loss:	102	RECORD	PCT. RANK	GAMES	SCHEDULE	OF SCHEDULE	RPI	RPI	RPI	RPI

DIV. I ONLY	7- 6	147	5-5	273	232	219	219	8	8
DIV. I NON-CONF.	6- 4	125	0- 0	329	246	238	238	8	8
TOTALS	RPI 1-25	RPI 26-50	W-L RECORDS	RPI 51-100	RPI 101-150	RPI 150+			
7- 6	0- 2	0- 1	OVERALL	0- 1	0- 1	7- 1			
5- 1	0- 0	0- 1	HOME	0- 0	0- 0	5- 0			
2- 2	0- 0	0- 0	AWAY	0- 1	0- 1	2- 0			
0- 3	0- 2	0- 0	NEUTRAL	0- 0	0- 0	0- 1			
6- 4	0- 2	0- 0	NON-CONFERENCE	0- 0	0- 1	6- 1			
4- 0	0- 0	0- 0	HOME	0- 0	0- 0	4- 0			
2- 1	0- 0	0- 0	AWAY	0- 0	0- 1	2- 0			
0- 3	0- 2	0- 0	NEUTRAL	0- 0	0- 0	0- 1			
1- 2	0- 0	0- 1	CONFERENCE	0- 1	0- 0	1- 0			
1- 1	0- 0	0- 1	HOME	0- 0	0- 0	1- 0			
0- 1	0- 0	0- 0	AWAY	0- 1	0- 0	0- 0			
0- 0	0- 0	0- 0	NEUTRAL	0- 0	0- 0	0- 0			

RPI S	Opponent	Score	RPI S	Opponent	Score	RPI S	Opponent	Score	RPI S	Opponent	Score	Team's RPI: 219
10 N	Iowa St.	59 85	37 H	Buffal o	84 91	71 A	Kent St.	64 71	150 A	Illinois	66 72	
17 N	Butler	63 73							178 H	Illinois St.	50 41	
									260 H	Cleveland St.	69 63	
									295 H	Western Mich.	64 61	
									325 N	UNC Greensboro	44 49	
									332 H	Detroit Mercy	60 53	
									336 A	Purdue Fort Wayne	87 72	
									338 H	UIC	52 38	
									347 A	Longwood	64 45	
LAST 12 Division I GAMES:												
295 H	Western Mich.	64 61	336 A	Purdue Fort Wayne	87 72							
37 H	Buffal o	84 91	332 H	Detroit Mercy	60 53							
71 A	Kent St.	64 71	150 A	Illinois	66 72							
17 N	Butler	63 73	338 H	UIC	52 38							
325 N	UNC Greensboro	44 49	10 N	Iowa St.	59 85							
347 A	Longwood	64 45	178 H	Illinois St.	50 41							

Non-Div I Games: Northwood 53 39

Eastern Mich.

Average RPI Win:	242	WON-LOST	WINNING	LAST 10	STRENGTH OF	OPP. STRENGTH	TEAM	ADJ.	CONF.	ADJ CONF.
Average RPI Loss:	96	RECORD	PCT. RANK	GAMES	SCHEDULE	OF SCHEDULE	RPI	RPI	RPI	RPI

DIV. I ONLY	2- 11	319	2-8	28	190	188	188	14	14
DIV. I NON-CONF.	0- 8	336	0- 0	4	204	216	216	12	12
-----									
TOTALS	RPI 1-25	RPI 26-50	W-L RECORDS	RPI 51-100	RPI 101-150	RPI 150+			
2- 11	0- 1	0- 3	OVERALL	0- 3	0- 2	2- 2			
0- 4	0- 1	0- 1	HOME	0- 2	0- 0	0- 0			
2- 5	0- 0	0- 1	AWAY	0- 1	0- 2	2- 1			
0- 2	0- 0	0- 1	NEUTRAL	0- 0	0- 0	0- 1			
0- 8	0- 1	0- 3	NON-CONFERENCE	0- 2	0- 0	0- 2			
0- 3	0- 1	0- 1	HOME	0- 1	0- 0	0- 0			
0- 3	0- 0	0- 1	AWAY	0- 1	0- 0	0- 1			
0- 2	0- 0	0- 1	NEUTRAL	0- 0	0- 0	0- 1			
2- 3	0- 0	0- 0	CONFERENCE	0- 1	0- 2	2- 0			
0- 1	0- 0	0- 0	HOME	0- 1	0- 0	0- 0			
2- 2	0- 0	0- 0	AWAY	0- 0	0- 2	2- 0			
0- 0	0- 0	0- 0	NEUTRAL	0- 0	0- 0	0- 0			

RPI	S	Opponent	Score	RPI	S	Opponent	Score	RPI	S	Opponent	Score	RPI	S	Opponent	Score	Team's RPI: 188
11	H	Gonzaga	51 63	28	A	BYU	65 80	58	A	Boise St.	55 67	101	A	Idaho St.	48 63	
				34	N	Oregon St.	45 93	82	H	Northern Colo.	62 67	106	A	Idaho	68 84	
				43	H	Utah	51 95	96	H	Fresno St.	58 68	154	A	Montana	68 62	
												209	N	UC Riverside	45 57	
												293	A	Cal Poly	55 59	
												330	A	Weber St.	64 58	
-----																
LAST 12 Division I GAMES:																
154	A	Montana	68 62	34	N	Oregon St.	45 93	58	A	Boise St.	55 67	293	A	Cal Poly	55 59	
82	H	Northern Colo.	62 67	58	A	Boise St.	55 67	43	H	Utah	51 95	28	A	BYU	65 80	
106	A	Idaho	68 84	96	H	Fresno St.	58 68									
101	A	Idaho St.	48 63													
330	A	Weber St.	64 58													
209	N	UC Riverside	45 57													

Non-Div I Games: Eastern Ore. 66 45

Eastern Wash.



# Elon

**E  
l  
o  
n**

88 74

El on

Average RPI Win:	338	WON-LOST	WINNING	LAST 10	STRENGTH OF	OPP. STRENGTH	TEAM	ADJ.	CONF.	ADJ CONF.
Average RPI Loss:	208	RECORD	PCT. RANK	GAMES	SCHEDULE	OF SCHEDULE	RPI	RPI	RPI	RPI
DIV. I ONLY	2- 13	326	1-9	320	324	344	344	13	13	
DIV. I NON-CONF.	2- 9	297	0- 0	343	326	348	348	14	14	
-----										
TOTALS	RPI 1-25	RPI 26-50	W-L RECORDS	RPI 51-100	RPI 101-150	RPI 150+				
2- 13	0- 0	0- 0	OVERALL	0- 1	0- 1	2- 11				
1- 6	0- 0	0- 0	HOME	0- 0	0- 0	1- 6				
1- 7	0- 0	0- 0	AWAY	0- 1	0- 1	1- 5				
0- 0	0- 0	0- 0	NEUTRAL	0- 0	0- 0	0- 0				
2- 9	0- 0	0- 0	NON-CONFERENCE	0- 1	0- 0	2- 8				
1- 4	0- 0	0- 0	HOME	0- 0	0- 0	1- 4				
1- 5	0- 0	0- 0	AWAY	0- 1	0- 0	1- 4				
0- 0	0- 0	0- 0	NEUTRAL	0- 0	0- 0	0- 0				
0- 4	0- 0	0- 0	CONFERENCE	0- 0	0- 1	0- 3				
0- 2	0- 0	0- 0	HOME	0- 0	0- 0	0- 2				
0- 2	0- 0	0- 0	AWAY	0- 0	0- 1	0- 1				
0- 0	0- 0	0- 0	NEUTRAL	0- 0	0- 0	0- 0				

RPI 1-25				RPI 26-50				RPI 51-100				RPI 101+				Team's RPI: 344
RPI	S	Opponent	Score	RPI	S	Opponent	Score	RPI	S	Opponent	Score	RPI	S	Opponent	Score	
								99	A	Dayton	30	69				
												135	A	Missouri St.	66	88
												152	A	Wisconsin	60	96
												166	A	Southern Ill.	47	67
												171	H	Bradley	68	75
												178	H	Illinois St.	61	72
												183	A	Morehead St.	63	85
												210	H	SIUE	45	54
												228	H	Southeast Mo. St.	50	54
												249	A	Murray St.	53	81
												262	A	Marshall	65	72
												334	H	Austin Peay	56	52
												336	H	Purdue Fort Wayne	66	72
												338	H	UIC	54	62
												342	A	Chicago St.	67	58
-----																
LAST 12 Division I GAMES:																
178	H	Illinois St.	61	72	99	A	Dayton	30	69	228	H	Southeast Mo. St.	50	54		
171	H	Bradley	68	75	338	H	UIC	54	62	183	A	Morehead St.	63	85		
135	A	Missouri St.	66	88	262	A	Marshall	65	72							
166	A	Southern Ill.	47	67	336	H	Purdue Fort Wayne	66	72							
152	A	Wisconsin	60	96												
334	H	Austin Peay	56	52												

Non-Div I Games:










































Average RPI Win:	228	WON-LOST	WINNING	LAST 10	STRENGTH OF	OPP. STRENGTH	TEAM	ADJ.	CONF.	ADJ CONF.
Average RPI Loss:	60	RECORD	PCT. RANK	GAMES	SCHEDULE	OF SCHEDULE	RPI	RPI	RPI	RPI
DIV. I ONLY	10- 4	69	8-2	174	135	88	88	25	25	
DIV. I NON-CONF.	7- 4	109	0- 0	159	63	103	103	27	27	
-----										
TOTALS	RPI 1-25	RPI 26-50	W-L RECORDS	RPI 51-100	RPI 101-150	RPI 150+				
10- 4	0- 1	0- 2	OVERALL	0- 0	2- 0	8- 1				
5- 1	0- 0	0- 0	HOME	0- 0	1- 0	4- 1				
4- 2	0- 0	0- 2	AWAY	0- 0	0- 0	4- 0				
1- 1	0- 1	0- 0	NEUTRAL	0- 0	1- 0	0- 0				
7- 4	0- 1	0- 2	NON-CONFERENCE	0- 0	2- 0	5- 1				
4- 1	0- 0	0- 0	HOME	0- 0	1- 0	3- 1				
2- 2	0- 0	0- 2	AWAY	0- 0	0- 0	2- 0				
1- 1	0- 1	0- 0	NEUTRAL	0- 0	1- 0	0- 0				
3- 0	0- 0	0- 0	CONFERENCE	0- 0	0- 0	3- 0				
1- 0	0- 0	0- 0	HOME	0- 0	0- 0	1- 0				
2- 0	0- 0	0- 0	AWAY	0- 0	0- 0	2- 0				
0- 0	0- 0	0- 0	NEUTRAL	0- 0	0- 0	0- 0				

RPI 1-25				RPI 26-50				RPI 51-100				Team's RPI: 88				RPI 101+			
RPI	S	Opponent	Score	RPI	S	Opponent	Score	RPI	S	Opponent	Score	RPI	S	Opponent	Score	RPI	S	Opponent	Score
2	N	Stanford	65 88	27	A	South Dakota St.	62 80					126	H	Houston	76 71				
				41	A	Duke	41 57					145	N	American	90 71				
												169	H	Abilene Christian	81 65				
												170	H	UAB	60 62				
												172	A	North Ala.	68 52				
												233	A	Saint Francis (PA)	83 69				
												265	A	Hawai i	73 67				
												282	H	Li berty	68 50				
												286	A	North Florida	105 66				
												287	H	Coppin St.	93 61				
												317	H	FIU	100 58				
LAST 12 Division I GAMES:																			
286	A	North Florida	105 66	169	H	Abilene Christian	81 65												
172	A	North Ala.	68 52	233	A	Saint Francis (PA)	83 69												
282	H	Liberty	68 50	126	H	Houston	76 71												
41	A	Duke	41 57	145	N	Ameri can	90 71												
170	H	UAB	60 62	265	A	Hawai i	73 67												
287	H	Coppin St.	93 61	2	N	Stanford	65 88												

Non-Div I Games: Fla. Memorial 99 68 Johnson &amp; Wales (FL) 109 64

FGCU

Average RPI Win:	338	WON-LOST	WINNING	LAST 10	STRENGTH OF	OPP. STRENGTH	TEAM	ADJ.	CONF.	ADJ CONF.
Average RPI Loss:	166	RECORD	PCT. RANK	GAMES	SCHEDULE	OF SCHEDULE	RPI	RPI	RPI	RPI
DIV. I ONLY	3- 13	311	2-8	147	340	317	317	16	16	
DIV. I NON-CONF.	3- 9	271	0- 1	266	347	336	336	19	19	
-----										
TOTALS	RPI 1-25	RPI 26-50	W-L RECORDS	RPI 51-100	RPI 101-150	RPI 150+				
3- 13	0- 0	0- 1	OVERALL	0- 3	0- 1	3- 8				
3- 8	0- 0	0- 1	HOME	0- 1	0- 0	3- 6				
0- 5	0- 0	0- 0	AWAY	0- 2	0- 1	0- 2				
0- 0	0- 0	0- 0	NEUTRAL	0- 0	0- 0	0- 0				
3- 9	0- 0	0- 1	NON-CONFERENCE	0- 1	0- 0	3- 7				
3- 6	0- 0	0- 1	HOME	0- 0	0- 0	3- 5				
0- 3	0- 0	0- 0	AWAY	0- 1	0- 0	0- 2				
0- 0	0- 0	0- 0	NEUTRAL	0- 0	0- 0	0- 0				
0- 4	0- 0	0- 0	CONFERENCE	0- 2	0- 1	0- 1				
0- 2	0- 0	0- 0	HOME	0- 1	0- 0	0- 1				
0- 2	0- 0	0- 0	AWAY	0- 1	0- 1	0- 0				
0- 0	0- 0	0- 0	NEUTRAL	0- 0	0- 0	0- 0				

RPI S Opponent	RPI S Opponent	RPI S Opponent	RPI S Opponent	Team's RPI: 317
RPI 1-25	RPI 26-50	RPI 51-100	RPI 101+	
Score	Score	Score	Score	
40  Miami (FL)	43  94	62  Middle Tenn.	43  49	141  Charlotte
		73  Old Dominion	68  95	170  UAB
		88  FGCU	58  100	175  South Alabama
				184  Georgia St.
				218  Jacksonville
				225  Howard
				244  Campbell
				251  Bethune-Cookman
				286  North Florida
				323  Morgan St.
				340  Florida A&M
				351  Alcorn
				75 40
LAST 12 Division I GAMES:				
175  South Alabama	77  84	218  Jacksonville	62  73	
244  Campbell	54  59	351  Alcorn	75 40	
73  Old Dominion	68  95	225  Howard	62  89	
141  Charlotte	54  69	286  North Florida	53  62	
170  UAB	59  83	323  Morgan St.	59 50	
62  Middle Tenn.	43  49	340  Florida A&M	77 54	

Non-Div I Games: Palm Beach Atl. 63  66

FIU

Average RPI Win: 324

Average RPI Loss: 151

WON-LOST  
RECORDWINNING  
PCT. RANKLAST 10  
GAMESSTRENGTH OF  
SCHEDULEOPP. STRENGTH  
OF SCHEDULETEAM  
RPIADJ.  
RPICONF.  
RPIADJ CONF.  
RPIDIV. I ONLY  
DIV. I NON-CONF.3- 11  
3- 8300  
2671-9  
0- 0185  
223301  
321284  
285284  
28527  
2827  
28

TOTALS

RPI 1-25

RPI 26-50

W-L RECORDS

RPI 51-100

RPI 101-150

RPI 150+

3- 11

0- 0

0- 1

OVERALL

0- 2

0- 1

3- 7

1- 3

0- 0

0- 1

HOME

0- 0

0- 1

1- 1

1- 5

0- 0

0- 0

AWAY

0- 1

0- 0

1- 4

1- 3

0- 0

0- 0

NEUTRAL

0- 1

0- 0

1- 2

3- 8

0- 0

0- 1

NON-CONFERENCE

0- 1

0- 0

3- 6

1- 2

0- 0

0- 1

HOME

0- 0

0- 0

1- 1

1- 3

0- 0

0- 0

AWAY

0- 0

0- 0

1- 3

1- 3

0- 0

0- 0

NEUTRAL

0- 1

0- 0

1- 2

0- 3

0- 0

0- 0

CONFERENCE

0- 1

0- 1

0- 1

0- 1

0- 0

0- 0

HOME

0- 0

0- 1

0- 0

0- 2

0- 0

0- 0

AWAY

0- 1

0- 0

0- 1

0- 0

0- 0

0- 0

NEUTRAL

0- 0

0- 0

0- 0

RPI 1-25

RPI 26-50

RPI 51-100

RPI 101+

Team's RPI: 284

RPI S Opponent Score

RPI S Opponent Score

RPI S Opponent Score

RPI S Opponent Score

29 H Northeastern 50 59

63 N Bucknell 54 77

70 A Quinnipiac 36 81

111 H Marist 46 56

163 H William &amp; Mary 54 60

165 A Xavier 35 48

181 N Massachusetts 49 59

205 A Rider 59 62

208 N Furman 70 77

223 A Dartmouth 46 59

238 A Brown 49 68

283 A Richmond 58 40

338 N UIC 68 60

350 H LIU Brooklyn 71 43

LAST 12 Division I GAMES:

111 H Marist 46 56

205 A Rider 59 62

70 A Quinnipiac 36 81

338 N UIC 68 60

208 N Furman 70 77

223 A Dartmouth 46 59

29 H Northeastern 50 59

163 H William &amp; Mary 54 60

181 N Massachusetts 49 59

63 N Bucknell 54 77

238 A Brown 49 68

165 A Xavier 35 48

Fairfield

Fairfield

Non-Div I Games:

Fairfield

Average RPI Win: 307  
Average RPI Loss: 260

WON-LOST  
RECORD

WINNING  
PCT. RANK

LAST 10  
GAMES

STRENGTH OF  
SCHEDULE

OPP. STRENGTH  
OF SCHEDULE

TEAM  
RPI

ADJ.  
RPI

CONF.  
RPI

ADJ CONF.  
RPI

DIV. I ONLY	2- 11	319	2-8	343	342	349	349	31	31
DIV. I NON-CONF.	1- 8	322	0- 0	326	345	349	349	31	31
-----									
TOTALS	RPI 1-25	RPI 26-50	W-L RECORDS	RPI 51-100	RPI 101-150	RPI 150+			
2- 11	0- 0	0- 0	OVERALL	0- 0	0- 1	2- 10			
2- 2	0- 0	0- 0	HOME	0- 0	0- 0	2- 2			
0- 9	0- 0	0- 0	AWAY	0- 0	0- 1	0- 8			
0- 0	0- 0	0- 0	NEUTRAL	0- 0	0- 0	0- 0			
1- 8	0- 0	0- 0	NON-CONFERENCE	0- 0	0- 1	1- 7			
1- 2	0- 0	0- 0	HOME	0- 0	0- 0	1- 2			
0- 6	0- 0	0- 0	AWAY	0- 0	0- 1	0- 5			
0- 0	0- 0	0- 0	NEUTRAL	0- 0	0- 0	0- 0			
1- 3	0- 0	0- 0	CONFERENCE	0- 0	0- 0	1- 3			
1- 0	0- 0	0- 0	HOME	0- 0	0- 0	1- 0			
0- 3	0- 0	0- 0	AWAY	0- 0	0- 0	0- 3			
0- 0	0- 0	0- 0	NEUTRAL	0- 0	0- 0	0- 0			

RPI 1-25				RPI 26-50				RPI 51-100				RPI 101+ Team's RPI: 349			
RPI	S	Opponent	Score	RPI	S	Opponent	Score	RPI	S	Opponent	Score	RPI	S	Opponent	Score
												133	A	Stony Brook	49 63
												213	A	Air Force	37 85
												225	H	Howard	58 79
												233	A	Saint Francis (PA)	64 75
												241	A	Binghamton	54 73
												264	A	Robert Morris	49 71
												272	A	Colgate	52 71
												303	H	Central Conn. St.	74 67
												308	A	Army West Point	40 62
												310	H	NJIT	64 43
												319	A	Saint Peter's	58 75
												327	A	Wagner	59 71
												328	H	Lafayette	57 63
LAST 12 Division I GAMES:															
				327	A	Wagner	59 71	308	A	Army West Point	40 62				
				303	H	Central Conn. St.	74 67	272	A	Colgate	52 71				
				264	A	Robert Morris	49 71	241	A	Binghamton	54 73				
				233	A	Saint Francis (PA)	64 75	225	H	Howard	58 79				
				319	A	Saint Peter's	58 75	310	H	NJIT	64 43				
				133	A	Stony Brook	49 63	213	A	Air Force	37 85				

Non-Div I Games: Georgian Court 70 45 Rutgers-Newark 97 51

Fairleigh Dickinson

Loss, Non-Conf, S Site, H Home A Away N Neutral

Average RPI Win:	299	WON-LOST	WINNING	LAST 10	STRENGTH OF	OPP. STRENGTH	TEAM	ADJ.	CONF.	ADJ CONF.
Average RPI Loss:	158	RECORD	PCT. RANK	GAMES	SCHEDULE	OF SCHEDULE	RPI	RPI	RPI	RPI
DIV. I ONLY	3- 14	316	1-9	87	329	274	274	16	16	
DIV. I NON-CONF.	3- 10	278	0- 1	175	333	301	301	19	19	
-----										
TOTALS	RPI 1-25	RPI 26-50	W-L RECORDS	RPI 51-100	RPI 101-150	RPI 150+				
3- 14	0- 0	0- 1	OVERALL	0- 3	0- 2	3- 8				
2- 8	0- 0	0- 0	HOME	0- 1	0- 0	2- 7				
1- 6	0- 0	0- 1	AWAY	0- 2	0- 2	1- 1				
0- 0	0- 0	0- 0	NEUTRAL	0- 0	0- 0	0- 0				
3- 10	0- 0	0- 1	NON-CONFERENCE	0- 1	0- 1	3- 7				
2- 6	0- 0	0- 0	HOME	0- 0	0- 0	2- 6				
1- 4	0- 0	0- 1	AWAY	0- 1	0- 1	1- 1				
0- 0	0- 0	0- 0	NEUTRAL	0- 0	0- 0	0- 0				
0- 4	0- 0	0- 0	CONFERENCE	0- 2	0- 1	0- 1				
0- 2	0- 0	0- 0	HOME	0- 1	0- 0	0- 1				
0- 2	0- 0	0- 0	AWAY	0- 1	0- 1	0- 0				
0- 0	0- 0	0- 0	NEUTRAL	0- 0	0- 0	0- 0				

RPI 1-25				RPI 26-50				RPI 51-100				RPI 101+				Team's RPI: 274	
RPI	S	Opponent	Score	RPI	S	Opponent	Score	RPI	S	Opponent	Score	RPI	S	Opponent	Score		
				32	A	Michigan St.	74 89	62	H	Middle Tenn.	55 74	128	A	Little Rock	38 61		
								73	A	Old Dominion	53 87	141	A	Charlotte	47 68		
								74	A	Tulane	45 88	170	H	UAB	64 89		
												171	H	Bradley	59 80		
												184	H	Georgia St.	59 75		
												197	H	Saint Louis	61 93		
												204	H	Hampton	68 72		
												208	A	Furman	57 73		
												266	H	N. C. A&T	65 67		
												283	H	Richmond	69 55		
												285	A	Siena	70 66		
												295	H	Western Mich.	59 69		
												328	H	Lafayette	53 49		
LAST 12 Division I GAMES:																	
				197	H	Saint Louis	61 93	266	H	N. C. A&T	65 67						
				171	H	Bradley	59 80	32	A	Michigan St.	74 89						
				141	A	Charlotte	47 68	295	H	Western Mich.	59 69						
				73	A	Old Dominion	53 87	208	A	Furman	57 73						
				62	H	Middle Tenn.	55 74	285	A	Siena	70 66						
				170	H	UAB	64 89	74	A	Tulane	45 88						

Non-Div I Games:

Fla. Atlantic

Average RPI Win:	222	WON-LOST	WINNING	LAST 10	STRENGTH OF	OPP. STRENGTH	TEAM	ADJ.	CONF.	ADJ CONF.
Average RPI Loss:	94	RECORD	PCT. RANK	GAMES	SCHEDULE	OF SCHEDULE	RPI	RPI	RPI	RPI
DIV. I ONLY	5- 12	269	4-6	64	104	202	202	6	6	
DIV. I NON-CONF.	4- 9	253	0- 1	131	155	256	256	6	6	
-----										
TOTALS	RPI 1-25	RPI 26-50	W-L RECORDS	RPI 51-100	RPI 101-150	RPI 150+				
5- 12	0- 2	1- 4	OVERALL	0- 1	1- 2	3- 3				
5- 4	0- 0	1- 2	HOME	0- 1	1- 0	3- 1				
0- 7	0- 2	0- 1	AWAY	0- 0	0- 2	0- 2				
0- 1	0- 0	0- 1	NEUTRAL	0- 0	0- 0	0- 0				
4- 9	0- 1	0- 3	NON-CONFERENCE	0- 1	1- 1	3- 3				
4- 3	0- 0	0- 1	HOME	0- 1	1- 0	3- 1				
0- 5	0- 1	0- 1	AWAY	0- 0	0- 1	0- 2				
0- 1	0- 0	0- 1	NEUTRAL	0- 0	0- 0	0- 0				
1- 3	0- 1	1- 1	CONFERENCE	0- 0	0- 1	0- 0				
1- 1	0- 0	1- 1	HOME	0- 0	0- 0	0- 0				
0- 2	0- 1	0- 0	AWAY	0- 0	0- 1	0- 0				
0- 0	0- 0	0- 0	NEUTRAL	0- 0	0- 0	0- 0				

RPI 1-25				RPI 26-50				RPI 51-100				RPI 101+ Team's RPI: 202			
RPI	S	Opponent	Score	RPI	S	Opponent	Score	RPI	S	Opponent	Score	RPI	S	Opponent	Score
16	A	Indiana	64 83	26	A	Florida St.	56 63	94	H	Northwestern	74 83	104	A	Ohio St.	41 46
25	A	South Carolina	40 71	29	H	Northeastern	66 79					114	A	Alabama	67 74
				35	H	Missouri	58 56					140	H	Texas Tech	72 67
				43	N	Utah	58 74					174	A	Mercer	82 92
				47	H	Auburn	56 64					226	H	Gardner-Webb	58 60
												234	A	UNLV	53 56
												251	H	Bethune-Cookman	64 53
												340	H	Florida A&M	62 38
												343	H	Charleston So.	70 60
-----															
LAST 12 Division I GAMES:															
234	A	UNLV	53 56	43	N	Utah	58 74	104	A	Ohio St.	41 46				
35	H	Missouri	58 56	340	H	Florida A&M	62 38	251	H	Bethune-Cookman	64 53				
25	A	South Carolina	40 71	140	H	Texas Tech	72 67	174	A	Mercer	82 92				
47	H	Auburn	56 64	29	H	Northeastern	66 79								
114	A	Alabama	67 74												
343	H	Charleston So.	70 60												

Non-Div I Games:

Florida



Average RPI Win:	139	WON-LOST	WINNING	LAST 10	STRENGTH OF	OPP. STRENGTH	TEAM	ADJ.	CONF.	ADJ CONF.
Average RPI Loss:	215	RECORD	PCT. RANK	GAMES	SCHEDULE	OF SCHEDULE	RPI	RPI	RPI	RPI
DIV. I ONLY	1- 13	339	2-8	250	313	340	340	32	32	
DIV. I NON-CONF.	1- 10	330	0- 1	220	231	333	333	32	32	
-----										
TOTALS	RPI 1-25	RPI 26-50	W-L RECORDS	RPI 51-100	RPI 101-150	RPI 150+				
1- 13	0- 0	0- 2	OVERALL	0- 1	1- 0	0- 10				
1- 2	0- 0	0- 0	HOME	0- 0	1- 0	0- 2				
0- 8	0- 0	0- 2	AWAY	0- 0	0- 0	0- 6				
0- 3	0- 0	0- 0	NEUTRAL	0- 1	0- 0	0- 2				
1- 10	0- 0	0- 2	NON-CONFERENCE	0- 1	1- 0	0- 7				
1- 1	0- 0	0- 0	HOME	0- 0	1- 0	0- 1				
0- 6	0- 0	0- 2	AWAY	0- 0	0- 0	0- 4				
0- 3	0- 0	0- 0	NEUTRAL	0- 1	0- 0	0- 2				
0- 3	0- 0	0- 0	CONFERENCE	0- 0	0- 0	0- 3				
0- 1	0- 0	0- 0	HOME	0- 0	0- 0	0- 1				
0- 2	0- 0	0- 0	AWAY	0- 0	0- 0	0- 2				
0- 0	0- 0	0- 0	NEUTRAL	0- 0	0- 0	0- 0				

RPI	S	Opponent	Score	RPI	S	Opponent	Score	RPI	S	Opponent	Score	RPI	S	Opponent	Score
30	A	Tennessee	31 96	74	N	Tulane	34 78	139	H	Miami (OH)	57 56	192	H	Jacksonville St.	31 62
40	A	Miami (FL)	54 103					202	A	Florida	38 62	224	A	Stetson	44 69
								225	A	Howard	68 74	277	A	Norfolk St.	58 60
								286	A	North Florida	53 64	295	N	Western Mich.	50 69
								300	N	Omaha	50 57	317	A	FIU	54 77
								337	H	Savannah St.	50 54				
LAST 12 Division I GAMES:															
300	N	Omaha	50 57	295	N	Western Mich.	50 69	224	A	Stetson	44 69	139	H	Miami (OH)	57 56
337	H	Savannah St.	50 54	202	A	Florida	38 62	317	A	FIU	54 77	300	N	Omaha	50 57
277	A	Norfolk St.	58 60	30	A	Tennessee	31 96								
225	A	Howard	68 74												
74	N	Tulane	34 78												
40	A	Miami (FL)	54 103												

Non-Div I Games: Edward Waters 70 64

Florida A&amp;M

Average RPI Win: 148

Average RPI Loss: 47

WON-LOST  
RECORDWINNING  
PCT. RANKLAST 10  
GAMESSTRENGTH OF  
SCHEDULEOPP. STRENGTH  
OF SCHEDULETEAM  
RPIADJ.  
RPICONF.  
RPIADJ CONF.  
RPIDIV. I ONLY  
DIV. I NON-CONF.14- 2  
12- 115  
109-1  
1- 0104  
12432  
7026  
2326  
231  
11  
1

TOTALS

RPI 1-25

RPI 26-50

W-L RECORDS

RPI 51-100

RPI 101-150

RPI 150+

14- 2

1- 0

1- 2

OVERALL

4- 0

1- 0

7- 0

6- 2

0- 0

0- 2

HOME

2- 0

0- 0

4- 0

6- 0

0- 0

1- 0

AWAY

2- 0

1- 0

2- 0

2- 0

1- 0

0- 0

NEUTRAL

0- 0

0- 0

1- 0

12- 1

1- 0

0- 1

NON-CONFERENCE

4- 0

0- 0

7- 0

6- 1

0- 0

0- 1

HOME

2- 0

0- 0

4- 0

4- 0

0- 0

0- 0

AWAY

2- 0

0- 0

2- 0

2- 0

1- 0

0- 0

NEUTRAL

0- 0

0- 0

1- 0

2- 1

0- 0

1- 1

CONFERENCE

0- 0

1- 0

0- 0

0- 1

0- 0

0- 1

HOME

0- 0

0- 0

0- 0

2- 0

0- 0

1- 0

AWAY

0- 0

1- 0

0- 0

0- 0

0- 0

0- 0

NEUTRAL

0- 0

0- 0

0- 0

RPI 1-25

RPI 26-50

Team's RPI: 26

RPI 51-100

RPI 101+

RPI	S	Opponent	Score
12	N	Iowa	71 67

RPI	S	Opponent	Score
44	H	Clemson	45 57
46	A	North Carolina	64 63
50	H	LSU	45 58

RPI	S	Opponent	Score
71	A	Creighton	71 52
80	H	Penn St.	87 58
86	H	Troy	103 67
98	A	St. John's (NY)	57 53

RPI	S	Opponent	Score
113	A	Virginia	63 61
174	A	Mercer	57 56
182	A	Milwaukee	87 62
184	H	Georgia St.	79 43
202	H	Florida	63 56
218	H	Jacksonville	79 46
286	H	North Florida	74 53
322	N	Eastern Ky.	62 45

LAST 12 Division I GAMES:

12	N	Iowa	71	67	71	A	Creighton	71	52
44	H	Clemson	45	57	98	A	St. John's (NY)	57	53
46	A	North Carolina	64	63	174	A	Mercer	57	56
113	A	Virginia	63	61	80	H	Penn St.	87	58
184	H	Georgia St.	79	43	322	N	Eastern Ky.	62	45
182	A	Milwaukee	87	62	50	H	LSU	45	58

Florida St.

Florida St.

Non-Div I Games:

Florida St.

■ Loss, ■ Non-Conf, S Site, ■ Home ■ Away N Neutral

Average RPI Win:	207	WON-LOST	WINNING	LAST 10	STRENGTH OF	OPP. STRENGTH	TEAM	ADJ.	CONF.	ADJ CONF.
Average RPI Loss:	61	RECORD	PCT. RANK	GAMES	SCHEDULE	OF SCHEDULE	RPI	RPI	RPI	RPI
DIV. I ONLY	12- 5	72	8-2	223	50	103	103	17	17	
DIV. I NON-CONF.	9- 5	105	1- 0	170	50	106	106	17	17	
-----										
TOTALS	RPI 1-25	RPI 26-50	W-L RECORDS	RPI 51-100	RPI 101-150	RPI 150+				
12- 5	0- 1	0- 1	OVERALL	3- 3	1- 0	8- 0				
7- 1	0- 0	0- 0	HOME	2- 1	1- 0	4- 0				
3- 3	0- 0	0- 1	AWAY	0- 2	0- 0	3- 0				
2- 1	0- 1	0- 0	NEUTRAL	1- 0	0- 0	1- 0				
9- 5	0- 1	0- 1	NON-CONFERENCE	3- 3	1- 0	5- 0				
6- 1	0- 0	0- 0	HOME	2- 1	1- 0	3- 0				
1- 3	0- 0	0- 1	AWAY	0- 2	0- 0	1- 0				
2- 1	0- 1	0- 0	NEUTRAL	1- 0	0- 0	1- 0				
3- 0	0- 0	0- 0	CONFERENCE	0- 0	0- 0	3- 0				
1- 0	0- 0	0- 0	HOME	0- 0	0- 0	1- 0				
2- 0	0- 0	0- 0	AWAY	0- 0	0- 0	2- 0				
0- 0	0- 0	0- 0	NEUTRAL	0- 0	0- 0	0- 0				

RPI 1-25				RPI 26-50				RPI 51-100				RPI 101+ Team's RPI: 103			
RPI	S	Opponent	Score	RPI	S	Opponent	Score	RPI	S	Opponent	Score	RPI	S	Opponent	Score
22	N	Texas	54 72	29	A	Northeastern	54 58	62	H	Middle Tenn.	61 49	141	H	Charlotte	71 64
								80	H	Penn St.	55 72	187	A	George Washington	50 38
								83	A	Pittsburgh	62 65	190	N	Ball St.	78 70
								84	H	Maine	72 64	197	A	Saint Louis	56 53
								93	A	Georgetown	38 58	257	H	Columbia	68 49
								100	N	Washington	65 57	283	H	Richmond	60 48
												311	A	Iona	57 40
												327	H	Wagner	80 59
												339	H	Manhattan	65 61
-----															
LAST 12 Division I GAMES:															
62	H	Middle Tenn.	61 49	84	H	Maine	72 64	311	A	Iona	57 40				
22	N	Texas	54 72	257	H	Columbia	68 49	83	A	Pittsburgh	62 65				
100	N	Washington	65 57	339	H	Manhattan	65 61	93	A	Georgetown	38 58				
197	A	Saint Louis	56 53												
283	H	Richmond	60 48												
187	A	George Washington	50 38												

Non-Div I Games:

Fordham

Average RPI Win:	203	WON-LOST	WINNING	LAST 10	STRENGTH OF	OPP. STRENGTH	TEAM	ADJ.	CONF.	ADJ CONF.
Average RPI Loss:	89	RECORD	PCT. RANK	GAMES	SCHEDULE	OF SCHEDULE	RPI	RPI	RPI	RPI

DIV. I ONLY	9- 4	77	8-2	255	37	96	96	12	12
DIV. I NON-CONF.	5- 4	139	0- 0	185	30	112	112	11	11
TOTALS	RPI 1-25	RPI 26-50	W-L RECORDS	RPI 51-100	RPI 101-150	RPI 150+			
9- 4	0- 1	0- 1	OVERALL	0- 1	2- 0	7- 1			
6- 0	0- 0	0- 0	HOME	0- 0	2- 0	4- 0			
3- 4	0- 1	0- 1	AWAY	0- 1	0- 0	3- 1			
0- 0	0- 0	0- 0	NEUTRAL	0- 0	0- 0	0- 0			
5- 4	0- 1	0- 1	NON-CONFERENCE	0- 1	1- 0	4- 1			
4- 0	0- 0	0- 0	HOME	0- 0	1- 0	3- 0			
1- 4	0- 1	0- 1	AWAY	0- 1	0- 0	1- 1			
0- 0	0- 0	0- 0	NEUTRAL	0- 0	0- 0	0- 0			
4- 0	0- 0	0- 0	CONFERENCE	0- 0	1- 0	3- 0			
2- 0	0- 0	0- 0	HOME	0- 0	1- 0	1- 0			
2- 0	0- 0	0- 0	AWAY	0- 0	0- 0	2- 0			
0- 0	0- 0	0- 0	NEUTRAL	0- 0	0- 0	0- 0			

RPI S Opponent Score	RPI S Opponent Score	RPI S Opponent Score	RPI S Opponent Score
15 A Arizona St. 52 68	39 A UCLA 80 89	61 A Southern California 61 62	125 H UT Arlington 70 61
			142 H Utah St. 70 59
			158 H Santa Clara 80 53
			177 A Colorado St. 66 55
			182 H Milwaukee 65 48
			188 A Eastern Wash. 68 58
			242 A Northern Ariz. 73 86
			252 A Nevada 79 63
			293 H Cal Poly 76 58
			306 H San Jose St. 77 48
LAST 12 Division I GAMES:			
252 A Nevada 79 63	39 A UCLA 80 89	188 A Eastern Wash. 68 58	
142 H Utah St. 70 59	61 A Southern California 61 62	125 H UT Arlington 70 61	
177 A Colorado St. 66 55	182 H Milwaukee 65 48	293 H Cal Poly 76 58	
306 H San Jose St. 77 48			
15 A Arizona St. 52 68			
158 H Santa Clara 80 53			

Non-Div I Games: Stanislaus St. 86 51 Fresno Pacific 90 51

Fresno St.

Average RPI Win: 287  
Average RPI Loss: 114

WON-LOST  
RECORD

WINNING  
PCT. RANK

LAST 10  
GAMES

STRENGTH OF  
SCHEDULE

OPP. STRENGTH  
OF SCHEDULE

TEAM  
RPI

ADJ.  
RPI

CONF.  
RPI

ADJ CONF.  
RPI

DIV. I ONLY	9- 6	113	6-4	317	184	208	208	24	24
DIV. I NON-CONF.	7- 6	153	0- 0	281	173	209	209	25	25
-----									
TOTALS	RPI 1-25	RPI 26-50	W-L RECORDS	RPI 51-100	RPI 101-150	RPI 150+			
9- 6	0- 2	0- 0	OVERALL	0- 2	0- 0	9- 2			
7- 1	0- 0	0- 0	HOME	0- 1	0- 0	7- 0			
1- 4	0- 2	0- 0	AWAY	0- 1	0- 0	1- 1			
1- 1	0- 0	0- 0	NEUTRAL	0- 0	0- 0	1- 1			
7- 6	0- 2	0- 0	NON-CONFERENCE	0- 2	0- 0	7- 2			
5- 1	0- 0	0- 0	HOME	0- 1	0- 0	5- 0			
1- 4	0- 2	0- 0	AWAY	0- 1	0- 0	1- 1			
1- 1	0- 0	0- 0	NEUTRAL	0- 0	0- 0	1- 1			
2- 0	0- 0	0- 0	CONFERENCE	0- 0	0- 0	2- 0			
2- 0	0- 0	0- 0	HOME	0- 0	0- 0	2- 0			
0- 0	0- 0	0- 0	AWAY	0- 0	0- 0	0- 0			
0- 0	0- 0	0- 0	NEUTRAL	0- 0	0- 0	0- 0			

RPI 1-25				RPI 26-50				RPI 51-100				RPI 101+ Team's RPI: 208			
RPI	S	Opponent	Score	RPI	S	Opponent	Score	RPI	S	Opponent	Score	RPI	S	Opponent	Score
9	A	Mississippi St.	41 106					62	H	Middle Tenn.	71 78	222	H	UNC Asheville	58 47
25	A	South Carolina	53 66					87	A	Georgia	38 61	226	H	Gardner-Webb	70 57
												229	N	Western Ill.	78 85
												273	A	Kennesaw St.	63 74
												274	H	Fla. Atlantic	73 57
												284	N	Fairfield	77 70
												307	A	Col. of Charleston	70 67
												309	H	Presbyterian	76 68
												318	H	USC Upstate	78 67
												320	H	Western Caro.	65 55
												325	H	UNC Greensboro	64 61
LAST 12 Division I GAMES:															
320	H	Western Caro.	65 55	274	H	Fla. Atlantic	73 57								
325	H	UNC Greensboro	64 61	226	H	Gardner-Webb	70 57								
309	H	Presbyterian	76 68	87	A	Georgia	38 61								
25	A	South Carolina	53 66	222	H	UNC Asheville	58 47								
229	N	Western Ill.	78 85	307	A	Col. of Charleston	70 67								
284	N	Fairfield	77 70	9	A	Mississippi St.	41 106								

Non-Div I Games:

Coker

71 42

North Greenville

74

78

Furman

Average RPI Win:	300	WON-LOST	WINNING	LAST 10	STRENGTH OF	OPP. STRENGTH	TEAM	ADJ.	CONF.	ADJ CONF.
Average RPI Loss:	186	RECORD	PCT. RANK	GAMES	SCHEDULE	OF SCHEDULE	RPI	RPI	RPI	RPI
DIV. I ONLY	4- 10	271	4-6	209	345	280	280	15	15	
DIV. I NON-CONF.	4- 6	212	0- 0	165	348	225	225	16	16	
-----										
TOTALS	RPI 1-25	RPI 26-50	W-L RECORDS	RPI 51-100	RPI 101-150	RPI 150+				
4- 10	0- 0	0- 0	OVERALL	0- 2	0- 3	4- 5				
2- 4	0- 0	0- 0	HOME	0- 0	0- 2	2- 2				
2- 6	0- 0	0- 0	AWAY	0- 2	0- 1	2- 3				
0- 0	0- 0	0- 0	NEUTRAL	0- 0	0- 0	0- 0				
4- 6	0- 0	0- 0	NON-CONFERENCE	0- 2	0- 1	4- 3				
2- 2	0- 0	0- 0	HOME	0- 0	0- 0	2- 2				
2- 4	0- 0	0- 0	AWAY	0- 2	0- 1	2- 1				
0- 0	0- 0	0- 0	NEUTRAL	0- 0	0- 0	0- 0				
0- 4	0- 0	0- 0	CONFERENCE	0- 0	0- 2	0- 2				
0- 2	0- 0	0- 0	HOME	0- 0	0- 2	0- 0				
0- 2	0- 0	0- 0	AWAY	0- 0	0- 0	0- 2				
0- 0	0- 0	0- 0	NEUTRAL	0- 0	0- 0	0- 0				

RPI 1-25				RPI 26-50				RPI 51-100				RPI 101+				Team's RPI: 280
RPI	S	Opponent	Score	RPI	S	Opponent	Score	RPI	S	Opponent	Score	RPI	S	Opponent	Score	
								78	A	Virginia Tech	49 78	125	H	UT Arlington	53 74	
								87	A	Georgia	38 81	133	A	Stony Brook	43 72	
												144	H	Texas St.	52 64	
												174	H	Mercer	72 79	
												251	H	Bethune-Cookman	77 76	
												254	H	Wofford	65 81	
												273	A	Kennesaw St.	59 78	
												276	A	Louisiana	48 59	
												302	H	Winthrop	64 55	
												309	A	Presbyterian	69 68	
												312	A	La.-Monroe	57 58	
												337	A	Savannah St.	82 71	
LAST 12 Division I GAMES:																
276	A	Louisiana	48 59	309	A	Presbyterian	69 68									
312	A	La.-Monroe	57 58	273	A	Kennesaw St.	59 78									
125	H	UT Arlington	53 74	251	H	Bethune-Cookman	77 76									
144	H	Texas St.	52 64	133	A	Stony Brook	43 72									
87	A	Georgia	38 81	337	A	Savannah St.	82 71									
302	H	Winthrop	64 55	174	H	Mercer	72 79									

Non-Div I Games: Coastal Ga. 68 46

Ga. Southern

Average RPI Win: 223		WON-LOST RECORD		WINNING PCT. RANK		LAST 10 GAMES		STRENGTH OF SCHEDULE		OPP. STRENGTH OF SCHEDULE		TEAM RPI		ADJ. RPI		CONF. RPI		ADJ. CONF. RPI	
Average RPI Loss: 200																			
DIV. I ONLY		5- 7		221		4-6		226		307		226		226		28		28	
DIV. I NON-CONF.		3- 6		241		0- 0		276		294		270		270		29		29	
TOTALS		RPI 1-25		RPI 26-50		W-L RECORDS		RPI 51-100		RPI 101-150		RPI 150+							
5- 7		0- 0		0- 0		OVERALL		0- 0		1- 0		4- 7							
2- 3		0- 0		0- 0		HOME		0- 0		1- 0		1- 3							
3- 4		0- 0		0- 0		AWAY		0- 0		0- 0		3- 4							
0- 0		0- 0		0- 0		NEUTRAL		0- 0		0- 0		0- 0							
3- 6		0- 0		0- 0		NON-CONFERENCE		0- 0		1- 0		2- 6							
1- 2		0- 0		0- 0		HOME		0- 0		1- 0		0- 2							
2- 4		0- 0		0- 0		AWAY		0- 0		0- 0		2- 4							
0- 0		0- 0		0- 0		NEUTRAL		0- 0		0- 0		0- 0							
2- 1		0- 0		0- 0		CONFERENCE		0- 0		0- 0		2- 1							
1- 1		0- 0		0- 0		HOME		0- 0		0- 0		1- 1							
1- 0		0- 0		0- 0		AWAY		0- 0		0- 0		1- 0							
0- 0		0- 0		0- 0		NEUTRAL		0- 0		0- 0		0- 0							

RPI 1-25				RPI 26-50				RPI 51-100				RPI 101+				Team's RPI: 226	
RPI	S	Opponent	Score	RPI	S	Opponent	Score	RPI	S	Opponent	Score	RPI	S	Opponent	Score		
												129	H	Davi dson	54	49	
												156	A	Drexel	48	65	
												162	H	Hi gh Point	61	78	
												183	H	Morehead St.	69	84	
												198	A	Del aware	45	69	
												202	A	Fl ori da	60	58	
												208	A	Furman	57	70	
												222	H	UNC Ashevi lle	69	59	
												237	H	Mt. St. Mary' s	62	69	
												244	A	Campbel l	52	38	
												254	A	Wofford	53	59	
												320	A	Western Caro.	62	52	
LAST 12 Division I GAMES:																	
				162	H	Hi gh Point	61	78	208	A	Furman	57	70				
				222	H	UNC Ashevi lle	69	59	237	H	Mt. St. Mary' s	62	69				
				244	A	Campbel l	52	38	254	A	Wofford	53	59				
				320	A	Western Caro.	62	52	129	H	Davi dson	54	49				
				198	A	Del aware	45	69	183	H	Morehead St.	69	84				
				156	A	Drexel	48	65	202	A	Fl ori da	60	58				

Gardner-Webb

Average RPI Win: 257

Average RPI Loss: 140

WON-LOST  
RECORDWINNING  
PCT. RANKLAST 10  
GAMESSTRENGTH OF  
SCHEDULEOPP. STRENGTH  
OF SCHEDULETEAM  
RPIADJ.  
RPICONF.  
RPIADJ CONF.  
RPIDIV. I ONLY  
DIV. I NON-CONF.8- 8  
8- 5166  
1204-6  
0- 0323  
318141  
158248  
197248  
19717  
1717  
17

TOTALS

RPI 1-25

RPI 26-50

W-L RECORDS

RPI 51-100

RPI 101-150

RPI 150+

8- 8

0- 0

0- 1

OVERALL

0- 1

0- 4

8- 2

5- 3

0- 0

0- 0

HOME

0- 0

0- 2

5- 1

3- 5

0- 0

0- 1

AWAY

0- 1

0- 2

3- 1

0- 0

0- 0

0- 0

NEUTRAL

0- 0

0- 0

0- 0

8- 5

0- 0

0- 1

NON-CONFERENCE

0- 1

0- 2

8- 1

5- 1

0- 0

0- 0

HOME

0- 0

0- 1

5- 0

3- 4

0- 0

0- 1

AWAY

0- 1

0- 1

3- 1

0- 0

0- 0

0- 0

NEUTRAL

0- 0

0- 0

0- 0

0- 3

0- 0

0- 0

CONFERENCE

0- 0

0- 2

0- 1

0- 2

0- 0

0- 0

HOME

0- 0

0- 1

0- 1

0- 1

0- 0

0- 0

AWAY

0- 0

0- 1

0- 0

0- 0

0- 0

0- 0

NEUTRAL

0- 0

0- 0

0- 0

RPI 1-25

RPI 26-50

RPI 51-100

RPI 101+

Team's RPI: 248

RPI S Opponent Score

RPI S Opponent Score

RPI S Opponent Score

RPI S Opponent Score

49 A Kansas 56 77

100 A Washington 52 81

126 H Houston 56 66

129 A Davidson 59 67

134 H Duquesne 57 60

145 A American 71 86

179 A UMKC 91 84

198 H Delaware 72 46

212 H St. Bonaventure 57 68

213 A Air Force 78 71

225 A Howard 59 73

250 H UMES 70 49

272 H Colgate 64 61

307 H Col. of Charleston 66 52

313 H Loyola Maryland 70 38

322 A Eastern Ky. 91 75

LAST 12 Division I GAMES:

134 H Duquesne 57 60

322 A Eastern Ky. 91 75

212 H St. Bonaventure 57 68

198 H Delaware 72 46

129 A Davidson 59 67

100 A Washington 52 81

307 H Col. of Charleston 66 52

225 A Howard 59 73

250 H UMES 70 49

179 A UMKC 91 84

126 H Houston 56 66

49 A Kansas 56 77

George Mason

George Mason

Non-Div I Games:

George Mason

Loss, Non-Conf, S Site, H Home A Away N Neutral



Average RPI	Win:	146	WON-LOST	WINNING	LAST 10	STRENGTH OF	OPP. STRENGTH	TEAM	ADJ.	CONF.	ADJ CONF.
Average RPI	Loss:	119	RECORD	PCT. RANK	GAMES	SCHEDULE	OF SCHEDULE	RPI	RPI	RPI	RPI
DIV. I ONLY		5- 11		259	4-6	55	108	187	187	17	17
DIV. I NON-CONF.		3- 10		278	0- 0	52	118	227	227	17	17
-----											
TOTALS	RPI 1-25		RPI 26-50		W-L RECORDS	RPI 51-100		RPI 101-150		RPI 150+	
5- 11	0- 2		0- 2		OVERALL	3- 1		0- 2		2- 4	
4- 5	0- 1		0- 0		HOME	3- 1		0- 1		1- 2	
1- 4	0- 0		0- 1		AWAY	0- 0		0- 1		1- 2	
0- 2	0- 1		0- 1		NEUTRAL	0- 0		0- 0		0- 0	
3- 10	0- 2		0- 2		NON-CONFERENCE	2- 1		0- 1		1- 4	
3- 4	0- 1		0- 0		HOME	2- 1		0- 0		1- 2	
0- 4	0- 0		0- 1		AWAY	0- 0		0- 1		0- 2	
0- 2	0- 1		0- 1		NEUTRAL	0- 0		0- 0		0- 0	
2- 1	0- 0		0- 0		CONFERENCE	1- 0		0- 1		1- 0	
1- 1	0- 0		0- 0		HOME	1- 0		0- 1		0- 0	
1- 0	0- 0		0- 0		AWAY	0- 0		0- 0		1- 0	
0- 0	0- 0		0- 0		NEUTRAL	0- 0		0- 0		0- 0	

RPI 1-25				RPI 26-50				RPI 51-100				RPI 101+				Team's RPI: 187
RPI	S	Opponent	Score	RPI	S	Opponent	Score	RPI	S	Opponent	Score	RPI	S	Opponent	Score	
8	N	NC State	61 69	33	N	Georgi a Tech	55 70	52	H	Villanova	45 60	103	H	Fordham	38 50	
23	H	Maryland	30 69	48	A	James Madi son	37 50	89	H	Princeton	64 49	147	A	South Fla.	30 63	
								90	H	Towson	76 63	163	A	William & Mary	59 73	
								99	H	Dayton	46 45	174	H	Mercer	53 61	
												185	A	Rhode Island	64 59	
												246	H	Monmouth	51 55	
												268	H	Memphi s	51 38	
												311	A	Iona	43 52	
-----																
LAST 12 Division I GAMES:																
				99	H	Dayton	46 45	147	A	South Fla.	30 63					
				185	A	Rhode Island	64 59	52	H	Villanova	45 60					
				103	H	Fordham	38 50	246	H	Monmouth	51 55					
				268	H	Memphi s	51 38	90	H	Towson	76 63					
				163	A	William & Mary	59 73	8	N	NC State	61 69					
				174	H	Mercer	53 61	33	N	Georgi a Tech	55 70					

Non-Div I Games:

George Washington

Average RPI Win:	189	WON-LOST	WINNING	LAST 10	STRENGTH OF	OPP. STRENGTH	TEAM	ADJ.	CONF.	ADJ CONF.
Average RPI Loss:	44	RECORD	PCT. RANK	GAMES	SCHEDULE	OF SCHEDULE	RPI	RPI	RPI	RPI
DIV. I ONLY	8- 9	185	4-6	19	59	93	93	5	5	
DIV. I NON-CONF.	6- 5	143	0- 0	43	96	92	92	4	4	
-----										
TOTALS	RPI 1-25	RPI 26-50	W-L RECORDS	RPI 51-100	RPI 101-150	RPI 150+				
8- 9	0- 4	0- 3	OVERALL	1- 1	2- 0	5- 1				
5- 5	0- 3	0- 1	HOME	1- 0	1- 0	3- 1				
3- 2	0- 0	0- 1	AWAY	0- 1	1- 0	2- 0				
0- 2	0- 1	0- 1	NEUTRAL	0- 0	0- 0	0- 0				
6- 5	0- 2	0- 2	NON-CONFERENCE	1- 0	1- 0	4- 1				
4- 2	0- 1	0- 0	HOME	1- 0	1- 0	2- 1				
2- 1	0- 0	0- 1	AWAY	0- 0	0- 0	2- 0				
0- 2	0- 1	0- 1	NEUTRAL	0- 0	0- 0	0- 0				
2- 4	0- 2	0- 1	CONFERENCE	0- 1	1- 0	1- 0				
1- 3	0- 2	0- 1	HOME	0- 0	0- 0	1- 0				
1- 1	0- 0	0- 0	AWAY	0- 1	1- 0	0- 0				
0- 0	0- 0	0- 0	NEUTRAL	0- 0	0- 0	0- 0				

RPI 1-25				RPI 26-50				RPI 51-100				Team's RPI : 93				RPI 101+			
RPI	S	Opponent	Score	RPI	S	Opponent	Score	RPI	S	Opponent	Score	RPI	S	Opponent	Score	RPI	S	Opponent	Score
3	N	Baylor	46 67	36	H	DePaul	64 69	71	A	Creighton	38 65	103	H	Fordham	58 38				
8	H	NC State	65 76	37	N	Buffalo	64 73	83	H	Pittsburgh	70 41	108	A	Providence	68 52				
13	H	Marquette	62 72	48	A	James Madison	57 69					164	H	VCU	45 47				
17	H	Butler	50 59									165	H	Xavier	68 61				
												205	A	Rider	79 49				
												250	H	UMES	74 55				
												283	A	Richmond	73 53				
												313	H	Loyola Maryland	45 30				
LAST 12 Division I GAMES:																			
				13	H	Marquette	62 72					205	A	Rider	79 49				
				36	H	DePaul	64 69					8	H	NC State	65 76				
				71	A	Creighton	38 65					164	H	VCU	45 47				
				108	A	Providence	68 52					103	H	Fordham	58 38				
				17	H	Butler	50 59					3	N	Baylor	46 67				
				165	H	Xavier	68 61					37	N	Buffalo	64 73				

Non-Div I Games:

Georgetown

Average RPI	Win: 227	WON-LOST	WINNING	LAST 10	STRENGTH OF	OPP. STRENGTH	TEAM	ADJ.	CONF.	ADJ CONF.
Average RPI	Loss: 31	RECORD	PCT. RANK	GAMES	SCHEDULE	OF SCHEDULE	RPI	RPI	RPI	RPI
DIV. I ONLY	12- 5	72	8-2	165	100	87	87	6	6	
DIV. I NON-CONF.	9- 4	85	0- 0	268	193	156	156	6	6	
-----										
TOTALS	RPI 1-25	RPI 26-50	W-L RECORDS	RPI 51-100	RPI 101-150	RPI 150+				
12- 5	0- 2	2- 2	OVERALL	0- 1	0- 0	10- 0				
10- 0	0- 0	2- 0	HOME	0- 0	0- 0	8- 0				
1- 4	0- 1	0- 2	AWAY	0- 1	0- 0	1- 0				
1- 1	0- 1	0- 0	NEUTRAL	0- 0	0- 0	1- 0				
9- 4	0- 1	0- 2	NON-CONFERENCE	0- 1	0- 0	9- 0				
8- 0	0- 0	0- 0	HOME	0- 0	0- 0	8- 0				
0- 3	0- 0	0- 2	AWAY	0- 1	0- 0	0- 0				
1- 1	0- 1	0- 0	NEUTRAL	0- 0	0- 0	1- 0				
3- 1	0- 1	2- 0	CONFERENCE	0- 0	0- 0	1- 0				
2- 0	0- 0	2- 0	HOME	0- 0	0- 0	0- 0				
1- 1	0- 1	0- 0	AWAY	0- 0	0- 0	1- 0				
0- 0	0- 0	0- 0	NEUTRAL	0- 0	0- 0	0- 0				

RPI 1-25				RPI 26-50				RPI 51-100 Team's RPI: 87				RPI 101+			
RPI	S	Opponent	Score	RPI	S	Opponent	Score	RPI	S	Opponent	Score	RPI	S	Opponent	Score
9	A	Mississippi St.	71 80	30	H	Tennessee	66 62	52	A	Villanova	56 62	173	A	Vanderbilt	71 64
23	N	Maryland	51 58	33	A	Georgia Tech	53 63					174	H	Mercer	67 60
				39	A	UCLA	69 80					208	H	Furman	61 38
				50	H	LSU	63 50					212	H	St. Bonaventure	67 40
												280	H	Ga. Southern	81 38
												302	H	Winthrop	85 39
												309	H	Presbyterian	83 59
												323	N	Morgan St.	60 33
												324	H	Lipscomb	77 45
												343	H	Charleston So.	83 75
LAST 12 Division I GAMES:															
30	H	Tennessee	66 62	324	H	Lipscomb	77 45								
9	A	Mississippi St.	71 80	52	A	Villanova	56 62								
173	A	Vanderbilt	71 64	208	H	Furman	61 38								
50	H	LSU	63 50	343	H	Charleston So.	83 75								
309	H	Presbyterian	83 59	174	H	Mercer	67 60								
280	H	Ga. Southern	81 38	23	N	Maryland	51 58								

Non-Div I Games:

Georgia

Average RPI Win:	278	WON-LOST	WINNING	LAST 10	STRENGTH OF	OPP. STRENGTH	TEAM	ADJ.	CONF.	ADJ CONF.
Average RPI Loss:	122	RECORD	PCT. RANK	GAMES	SCHEDULE	OF SCHEDULE	RPI	RPI	RPI	RPI
DIV. I ONLY	8- 7	151	5-5	232	282	184	184	15	15	
DIV. I NON-CONF.	6- 5	143	0- 0	234	268	189	189	16	16	
-----										
TOTALS	RPI 1-25	RPI 26-50	W-L RECORDS	RPI 51-100	RPI 101-150	RPI 150+				
8- 7	0- 0	0- 2	OVERALL	0- 1	1- 2	7- 2				
5- 2	0- 0	0- 1	HOME	0- 0	1- 1	4- 0				
3- 5	0- 0	0- 1	AWAY	0- 1	0- 1	3- 2				
0- 0	0- 0	0- 0	NEUTRAL	0- 0	0- 0	0- 0				
6- 5	0- 0	0- 2	NON-CONFERENCE	0- 1	0- 1	6- 1				
4- 1	0- 0	0- 1	HOME	0- 0	0- 0	4- 0				
2- 4	0- 0	0- 1	AWAY	0- 1	0- 1	2- 1				
0- 0	0- 0	0- 0	NEUTRAL	0- 0	0- 0	0- 0				
2- 2	0- 0	0- 0	CONFERENCE	0- 0	1- 1	1- 1				
1- 1	0- 0	0- 0	HOME	0- 0	1- 1	0- 0				
1- 1	0- 0	0- 0	AWAY	0- 0	0- 0	1- 1				
0- 0	0- 0	0- 0	NEUTRAL	0- 0	0- 0	0- 0				

RPI 1-25				RPI 26-50				RPI 51-100				RPI 101+				Team's RPI: 184	
RPI	S	Opponent	Score	RPI	S	Opponent	Score	RPI	S	Opponent	Score	RPI	S	Opponent	Score		
				26	A	Florida St.	43 79	62	A	Middle Tenn.	54 69	118	A	Rice	49 66		
				33	H	Georgia Tech	71 78					125	H	UT Arlington	50 48		
												144	H	Texas St.	60 69		
												192	A	Jacksonville St.	56 61		
												251	H	Bethune-Cookman	62 57		
												273	H	Kennesaw St.	79 73		
												274	A	Fla. Atlantic	75 59		
												276	A	Louisiana	54 57		
												312	A	La. -Monroe	56 41		
												317	A	FIU	67 61		
												325	H	UNC Greensboro	70 63		
												348	H	N. C. Central	65 54		
LAST 12 Division I GAMES:																	
				312	A	La. -Monroe	56 41	348	H	N. C. Central	65 54						
				276	A	Louisiana	54 57	192	A	Jacksonville St.	56 61						
				144	H	Texas St.	60 69	273	H	Kennesaw St.	79 73						
				125	H	UT Arlington	50 48	33	H	Georgia Tech	71 78						
				26	A	Florida St.	43 79	62	A	Middle Tenn.	54 69						
				251	H	Bethune-Cookman	62 57	118	A	Rice	49 66						

Non-Div I Games:

Georgia St.

Average RPI Win: 166

Average RPI Loss: 51

WON-LOST  
RECORDWINNING  
PCT. RANKLAST 10  
GAMESSTRENGTH OF  
SCHEDULEOPP. STRENGTH  
OF SCHEDULETEAM  
RPIADJ.  
RPICONF.  
RPIADJ CONF.  
RPIDIV. I ONLY  
DIV. I NON-CONF.12- 5  
10- 372  
607-3  
0- 051  
14741  
12833  
5933  
591  
11  
1

TOTALS

RPI 1-25

RPI 26-50

W-L RECORDS

RPI 51-100

RPI 101-150

RPI 150+

12- 5

0- 3

1- 0

OVERALL

3- 1

2- 1

6- 0

7- 1

0- 1

1- 0

HOME

1- 0

1- 0

4- 0

2- 3

0- 2

0- 0

AWAY

1- 0

0- 1

1- 0

3- 1

0- 0

0- 0

NEUTRAL

1- 1

1- 0

1- 0

10- 3

0- 1

0- 0

NON-CONFERENCE

2- 1

2- 1

6- 0

6- 0

0- 0

0- 0

HOME

1- 0

1- 0

4- 0

1- 2

0- 1

0- 0

AWAY

0- 0

0- 1

1- 0

3- 1

0- 0

0- 0

NEUTRAL

1- 1

1- 0

1- 0

2- 2

0- 2

1- 0

CONFERENCE

1- 0

0- 0

0- 0

1- 1

0- 1

1- 0

HOME

0- 0

0- 0

0- 0

1- 1

0- 1

0- 0

AWAY

1- 0

0- 0

0- 0

0- 0

0- 0

0- 0

NEUTRAL

0- 0

0- 0

0- 0

RPI 1-25

RPI 26-50

Team's RPI: 33

RPI 51-100

RPI 101+

RPI	S	Opponent	Score
1	H	Notre Dame	55 76
6	A	Louisville	44 61
23	A	Maryland	54 67

RPI	S	Opponent	Score
41	H	Duke	70 64

RPI	S	Opponent	Score
79	A	Boston College	81 76
85	N	Seton Hall	84 73
87	H	Georgia	63 53
99	N	Dayton	66 85

RPI	S	Opponent	Score
101	N	Idaho St.	74 51
112	H	Appalachian St.	71 53
126	A	Houston	89 95
184	A	Georgia St.	78 71
187	N	George Washington	70 55
254	H	Wofford	81 40
263	H	Alabama St.	69 42
273	H	Kennesaw St.	60 35
320	H	Western Caro.	84 49

LAST 12 Division I GAMES:

6	A	Louisville	44	61	85	N	Seton Hall	84	73
41	H	Duke	70	64	273	H	Kennesaw St.	60	35
1	H	Notre Dame	55	76	263	H	Alabama St.	69	42
79	A	Boston College	81	76	184	A	Georgia St.	78	71
254	H	Wofford	81	40	23	A	Maryland	54	67
99	N	Dayton	66	85	101	N	Idaho St.	74	51

Non-Div I Games:

Georgia Tech

Average RPI Win: 118

Average RPI Loss: 1

WON-LOST  
RECORDWINNING  
PCT. RANKLAST 10  
GAMESSTRENGTH OF  
SCHEDULEOPP. STRENGTH  
OF SCHEDULETEAM  
RPIADJ.  
RPICONF.  
RPIADJ CONF.  
RPIDIV. I ONLY  
DIV. I NON-CONF.16- 1  
11- 12  
1310-0  
1- 050  
673  
311  
1111  
117  
77  
7

TOTALS

RPI 1-25

RPI 26-50

W-L RECORDS

RPI 51-100

RPI 101-150

RPI 150+

16- 1

2- 1

0- 0

OVERALL

3- 0

6- 0

5- 0

9- 0

1- 0

0- 0

HOME

3- 0

3- 0

2- 0

5- 0

0- 0

0- 0

AWAY

0- 0

2- 0

3- 0

2- 1

1- 1

0- 0

NEUTRAL

0- 0

1- 0

0- 0

11- 1

2- 1

0- 0

NON-CONFERENCE

1- 0

4- 0

4- 0

6- 0

1- 0

0- 0

HOME

1- 0

2- 0

2- 0

3- 0

0- 0

0- 0

AWAY

0- 0

1- 0

2- 0

2- 1

1- 1

0- 0

NEUTRAL

0- 0

1- 0

0- 0

5- 0

0- 0

0- 0

CONFERENCE

2- 0

2- 0

1- 0

3- 0

0- 0

0- 0

HOME

2- 0

1- 0

0- 0

2- 0

0- 0

0- 0

AWAY

0- 0

1- 0

1- 0

0- 0

0- 0

0- 0

NEUTRAL

0- 0

0- 0

0- 0

RPI 1-25

Team's RPI: 11

RPI 26-50

RPI 51-100

RPI 101+

RPI	S	Opponent	Score
1	N	Notre Dame	65 81
2	H	Stanford	79 73
20	N	Rutgers	57 40

RPI	S	Opponent	Score
-----	---	----------	-------

RPI	S	Opponent	Score
54	H	Saint Mary's (CA)	74 62
75	H	Pacific	88 65
95	H	Washington St.	76 53

RPI	S	Opponent	Score
101	H	Idaho St.	70 51
102	N	Western Ky.	76 55
106	H	Idaho	88 51
127	A	Loyola Marymount	78 53
135	A	Missouri St.	70 67
143	H	Portland	97 71
154	H	Montana	76 52
167	A	Pepperdine	79 54
177	H	Colorado St.	50 39
188	A	Eastern Wash.	63 51
234	A	UNLV	70 59

LAST 12 Division I GAMES:

102	N	Western Ky.	76	55	127	A	Loyola Marymount	78	53
20	N	Rutgers	57	40	106	H	Idaho	88	51
143	H	Portland	97	71	135	A	Missouri St.	70	67
75	H	Pacific	88	65	95	H	Washington St.	76	53
54	H	Saint Mary's (CA)	74	62	2	H	Stanford	79	73
167	A	Pepperdine	79	54	177	H	Colorado St.	50	39

Average RPI Win:	226	WON-LOST	WINNING	LAST 10	STRENGTH OF	OPP. STRENGTH	TEAM	ADJ.	CONF.	ADJ CONF.
Average RPI Loss:	123	RECORD	PCT. RANK	GAMES	SCHEDULE	OF SCHEDULE	RPI	RPI	RPI	RPI
DIV. I ONLY	6- 10	235	5-5	151	172	180	180	29	29	
DIV. I NON-CONF.	3- 9	271	0- 0	41	123	171	171	26	26	
-----										
TOTALS	RPI 1-25	RPI 26-50	W-L RECORDS	RPI 51-100	RPI 101-150	RPI 150+				
6- 10	1- 1	0- 2	OVERALL	0- 1	1- 3	4- 3				
2- 1	0- 0	0- 0	HOME	0- 0	0- 0	2- 1				
2- 8	0- 0	0- 2	AWAY	0- 1	0- 3	2- 2				
2- 1	1- 1	0- 0	NEUTRAL	0- 0	1- 0	0- 0				
3- 9	1- 1	0- 2	NON-CONFERENCE	0- 1	1- 3	1- 2				
1- 0	0- 0	0- 0	HOME	0- 0	0- 0	1- 0				
0- 8	0- 0	0- 2	AWAY	0- 1	0- 3	0- 2				
2- 1	1- 1	0- 0	NEUTRAL	0- 0	1- 0	0- 0				
3- 1	0- 0	0- 0	CONFERENCE	0- 0	0- 0	3- 1				
1- 1	0- 0	0- 0	HOME	0- 0	0- 0	1- 1				
2- 0	0- 0	0- 0	AWAY	0- 0	0- 0	2- 0				
0- 0	0- 0	0- 0	NEUTRAL	0- 0	0- 0	0- 0				

RPI 1-25				RPI 26-50				RPI 51-100				RPI 101+				Team's RPI: 180
RPI	S	Opponent	Score	RPI	S	Opponent	Score	RPI	S	Opponent	Score	RPI	S	Opponent	Score	
16	N	Indiana	65 62	47	A	Auburn	48 97	68	A	Oklahoma St.	40 86	114	A	Alabama	55 73	
21	N	South Dakota	53 67	49	A	Kansas	45 76					125	A	UT Arlington	54 78	
												127	N	Loyola Marymount	62 61	
												147	A	South Fla.	50 67	
												168	H	Southern U.	81 86	
												230	A	Southern Miss.	47 68	
												255	A	Alabama A&M	63 51	
												258	A	Wichita St.	61 70	
												263	A	Alabama St.	80 72	
												345	H	McNeese	75 51	
												351	H	Alcorn	61 56	
LAST 12 Division I GAMES:																
351	H	Alcorn	61 56	16	N	Indiana	65 62									
168	H	Southern U.	81 86	21	N	South Dakota	53 67									
255	A	Alabama A&M	63 51	147	A	South Fla.	50 67									
263	A	Alabama St.	80 72	258	A	Wichita St.	61 70									
68	A	Oklahoma St.	40 86	49	A	Kansas	45 76									
127	N	Loyola Marymount	62 61	114	A	Alabama	55 73									

Non-Div I Games:

Grambling

## Grand Canyon

Through Games Of Jan. 14, 2019

Average RPI Win:	294	WON-LOST	WINNING	LAST 10	STRENGTH OF	OPP. STRENGTH	TEAM	ADJ.	CONF.	ADJ CONF.
Average RPI Loss:	199	RECORD	PCT. RANK	GAMES	SCHEDULE	OF SCHEDULE	RPI	RPI	RPI	RPI
DIV. I ONLY	4- 10	271	3-7	328	292	333	333	30	30	
DIV. I NON-CONF.	2- 8	293	0- 0	314	275	341	341	30	30	
-----										
TOTALS	RPI 1-25	RPI 26-50	W-L RECORDS	RPI 51-100	RPI 101-150	RPI 150+				
4- 10	0- 0	0- 0	OVERALL	0- 0	0- 2	4- 8				
3- 4	0- 0	0- 0	HOME	0- 0	0- 2	3- 2				
1- 6	0- 0	0- 0	AWAY	0- 0	0- 0	1- 6				
0- 0	0- 0	0- 0	NEUTRAL	0- 0	0- 0	0- 0				
2- 8	0- 0	0- 0	NON-CONFERENCE	0- 0	0- 2	2- 6				
2- 3	0- 0	0- 0	HOME	0- 0	0- 2	2- 1				
0- 5	0- 0	0- 0	AWAY	0- 0	0- 0	0- 5				
0- 0	0- 0	0- 0	NEUTRAL	0- 0	0- 0	0- 0				
2- 2	0- 0	0- 0	CONFERENCE	0- 0	0- 0	2- 2				
1- 1	0- 0	0- 0	HOME	0- 0	0- 0	1- 1				
1- 1	0- 0	0- 0	AWAY	0- 0	0- 0	1- 1				
0- 0	0- 0	0- 0	NEUTRAL	0- 0	0- 0	0- 0				

RPI 1-25				RPI 26-50				RPI 51-100				RPI 101+ Team's RPI : 333			
RPI	S	Opponent	Score	RPI	S	Opponent	Score	RPI	S	Opponent	Score	RPI	S	Opponent	Score
												146	H	Indiana St.	81 88
												148	H	Portland St.	55 60
												154	H	Montana	47 69
												157	A	UNCW	55 77
												158	A	Santa Clara	55 75
												186	H	New Mexico St.	54 51
												196	A	East Carolina	47 59
												215	A	Long Beach St.	50 57
												240	H	UTRGV	50 66
												259	A	Utah Valley	46 57
												304	H	Incarnate Word	74 63
												316	A	UC Santa Barbara	55 66
												335	A	Seattle U	74 73
												350	H	LIU Brooklyn	65 62
LAST 12 Division I GAMES:															
240	H	UTRGV	50 66	148	H	Portland St.	55 60								
186	H	New Mexico St.	54 51	154	H	Montana	47 69								
335	A	Seattle U	74 73	316	A	UC Santa Barbara	55 66								
259	A	Utah Valley	46 57	350	H	LIU Brooklyn	65 62								
158	A	Santa Clara	55 75	146	H	Indiana St.	81 88								
215	A	Long Beach St.	50 57	157	A	UNCW	55 77								

Non-Div I Games:

Grand Canyon

■ Loss, 
 ■ Non-Conf, S Site, 
 ■ Home 
 ■ Away 
 N Neutral



Average RPI	Win:	150	WON-LOST	WINNING	LAST 10	STRENGTH OF	OPP. STRENGTH	TEAM	ADJ.	CONF.	ADJ CONF.
Average RPI	Loss:	45	RECORD	PCT. RANK	GAMES	SCHEDULE	OF SCHEDULE	RPI	RPI	RPI	RPI
DIV. I ONLY		8- 6		125	6-4	33	45	42	42	19	19
DIV. I NON-CONF.		4- 5		190	0- 0	6	11	39	39	18	18
-----											
TOTALS	RPI 1-25		RPI 26-50		W-L RECORDS	RPI 51-100		RPI 101-150		RPI 150+	
8- 6	0- 2		1- 2		OVERALL	2- 2		1- 0		4- 0	
5- 1	0- 0		0- 0		HOME	2- 1		1- 0		2- 0	
3- 5	0- 2		1- 2		AWAY	0- 1		0- 0		2- 0	
0- 0	0- 0		0- 0		NEUTRAL	0- 0		0- 0		0- 0	
4- 5	0- 2		1- 2		NON-CONFERENCE	2- 1		0- 0		1- 0	
3- 1	0- 0		0- 0		HOME	2- 1		0- 0		1- 0	
1- 4	0- 2		1- 2		AWAY	0- 0		0- 0		0- 0	
0- 0	0- 0		0- 0		NEUTRAL	0- 0		0- 0		0- 0	
4- 1	0- 0		0- 0		CONFERENCE	0- 1		1- 0		3- 0	
2- 0	0- 0		0- 0		HOME	0- 0		1- 0		1- 0	
2- 1	0- 0		0- 0		AWAY	0- 1		0- 0		2- 0	
0- 0	0- 0		0- 0		NEUTRAL	0- 0		0- 0		0- 0	

RPI 1-25				RPI 26-50				Team's RPI: 42	RPI 51-100				RPI 101+			
RPI	S	Opponent	Score	RPI	S	Opponent	Score		RPI	S	Opponent	Score	RPI	S	Opponent	Score
13	A	Marquette	54 80	27	A	South Dakota St.	47 77		81	A	Wright St.	67 85	119	H	Youngstown St.	60 42
21	A	South Dakota	49 55	35	A	Missouri	56 49		84	H	Maine	70 39	152	H	Wisconsin	55 46
				36	A	DePaul	64 73		94	H	Northwestern	55 57	182	A	Milwaukee	76 62
									99	H	Dayton	51 35	260	H	Cleveland St.	62 53
													267	A	Northern Ky.	81 61
-----																
LAST 12 Division I GAMES:																
119	H	Youngstown St.	60 42	152	H	Wisconsin	55 46		21	A	South Dakota	49 55				
260	H	Cleveland St.	62 53	27	A	South Dakota St.	47 77		27	A	South Dakota St.	47 77				
267	A	Northern Ky.	81 61						99	H	Dayton	51 35				
81	A	Wright St.	67 85						84	H	Maine	70 39				
182	A	Milwaukee	76 62						35	A	Missouri	56 49				
13	A	Marquette	54 80													

Non-Div I Games: Wis.-Parkside 81 32

Green Bay

H  
a  
m  
p  
t  
o  
n

Hampton				Through Games Of Jan. 14, 2019						
Average RPI Win: 209		WON-LOST RECORD	WINNING PCT. RANK	LAST 10 GAMES	STRENGTH OF SCHEDULE	OPP. STRENGTH OF SCHEDULE	TEAM RPI	ADJ. RPI	CONF. RPI	ADJ CONF. RPI
Average RPI Loss: 155										
DIV. I ONLY		6- 7	193	4-6	260	119	204	204	28	28
DIV. I NON-CONF.		3- 7	256	0- 1	230	75	267	267	29	29
-----										
TOTALS		RPI 1-25	RPI 26-50	W-L RECORDS		RPI 51-100	RPI 101-150	RPI 150+		
6- 7		0- 1	1- 0	OVERALL		0- 1	0- 1	5- 4		
3- 2		0- 0	1- 0	HOME		0- 0	0- 1	2- 1		
3- 3		0- 1	0- 0	AWAY		0- 0	0- 0	3- 2		
0- 2		0- 0	0- 0	NEUTRAL		0- 1	0- 0	0- 1		
3- 7		0- 1	1- 0	NON-CONFERENCE		0- 1	0- 1	2- 4		
2- 2		0- 0	1- 0	HOME		0- 0	0- 1	1- 1		
1- 3		0- 1	0- 0	AWAY		0- 0	0- 0	1- 2		
0- 2		0- 0	0- 0	NEUTRAL		0- 1	0- 0	0- 1		
3- 0		0- 0	0- 0	CONFERENCE		0- 0	0- 0	3- 0		
1- 0		0- 0	0- 0	HOME		0- 0	0- 0	1- 0		
2- 0		0- 0	0- 0	AWAY		0- 0	0- 0	2- 0		
0- 0		0- 0	0- 0	NEUTRAL		0- 0	0- 0	0- 0		

H  
a  
m  
p  
t  
o  
n

RPI 1-25				RPI 26-50				RPI 51-100				RPI 101+				Team's RPI: 204
RPI	S	Opponent	Score	RPI	S	Opponent	Score	RPI	S	Opponent	Score	RPI	S	Opponent	Score	
8	A	NC State	51 83	48	H	James Madison	72 65	53	N	SFA	68 70	132	H	Chattanooga	50 58	
												151	H	Radford	68 54	
												194	H	Elon	62 77	
												195	A	Cornell	53 79	
												216	H	Samford	64 57	
												222	A	UNC Asheville	61 58	
												247	N	Sacramento St.	61 65	
												257	A	Columbia	63 88	
												274	A	Fla. Atlantic	72 68	
												343	A	Charleston So.	74 66	
-----																
LAST 12 Division I GAMES:																
247	N	Sacramento St.	61 65	53	N	SFA	68 70	8	A	NC State	51 83	194	H	Elon	62 77	
151	H	Radford	68 54									216	H	Samford	64 57	
222	A	UNC Asheville	61 58									48	H	James Madison	72 65	
343	A	Charleston So.	74 66									132	H	Chattanooga	50 58	
257	A	Columbia	63 88													
195	A	Cornell	53 79													

Non-Div I Games: Mid-Atlantic Christ.115 48

Hampton

Average RPI	Win:	235	WON-LOST	WINNING	LAST 10	STRENGTH OF	OPP. STRENGTH	TEAM	ADJ.	CONF.	ADJ CONF.
Average RPI	Loss:	63	RECORD	PCT. RANK	GAMES	SCHEDULE	OF SCHEDULE	RPI	RPI	RPI	RPI
DIV. I ONLY		10- 7		120	8-2	112	167	107	107	23	23
DIV. I NON-CONF.		7- 7		162	0- 1	111	105	127	127	23	23
-----											
TOTALS	RPI 1-25		RPI 26-50		W-L RECORDS	RPI 51-100		RPI 101-150		RPI 150+	
10- 7	0- 1		0- 2		OVERALL	1- 3		1- 0		8- 1	
5- 2	0- 0		0- 1		HOME	1- 1		0- 0		4- 0	
5- 3	0- 0		0- 1		AWAY	0- 2		1- 0		4- 0	
0- 2	0- 1		0- 0		NEUTRAL	0- 0		0- 0		0- 1	
7- 7	0- 1		0- 2		NON-CONFERENCE	1- 3		0- 0		6- 1	
4- 2	0- 0		0- 1		HOME	1- 1		0- 0		3- 0	
3- 3	0- 0		0- 1		AWAY	0- 2		0- 0		3- 0	
0- 2	0- 1		0- 0		NEUTRAL	0- 0		0- 0		0- 1	
3- 0	0- 0		0- 0		CONFERENCE	0- 0		1- 0		2- 0	
1- 0	0- 0		0- 0		HOME	0- 0		0- 0		1- 0	
2- 0	0- 0		0- 0		AWAY	0- 0		1- 0		1- 0	
0- 0	0- 0		0- 0		NEUTRAL	0- 0		0- 0		0- 0	

RPI	S	Opponent	Score	RPI	S	Opponent	Score	RPI	S	Opponent	Score	RPI	S	Opponent	Score	Team's RPI: 107
6	N	Louisville	69 86	32	H	Michigan St.	66 74	52	A	Villanova	41 59	133	A	Stony Brook	64 36	
				40	A	Miami (FL)	62 75	56	A	New Mexico	65 72	163	H	William & Mary	50 45	
								67	H	Harvard	73 60	166	N	Southern Ill.	50 72	
								89	H	Princeton	38 75	185	A	Rhode Island	65 51	
												275	H	Bryant	67 57	
												292	A	UMBC	66 52	
												297	H	Vermont	61 32	
												303	A	Central Conn. St.	54 52	
												310	A	NJIT	84 53	
												323	H	Morgan St.	80 59	
-----																
LAST 12 Division I GAMES:																
		56	A	New Mexico	65	72		303	A	Central Conn. St.	54	52				
		40	A	Miami (FL)	62	75		89	H	Princeton	38	75				
		297	H	Vermont	61	32		32	H	Michigan St.	66	74				
		292	A	UMBC	66	52		185	A	Rhode Island	65	51				
		133	A	Stony Brook	64	36		275	H	Bryant	67	57				
		310	A	NJIT	84	53		163	H	William & Mary	50	45				

Non-Div I Games:

Hartford

Average RPI Win:	175	WON-LOST	WINNING	LAST 10	STRENGTH OF	OPP. STRENGTH	TEAM	ADJ.	CONF.	ADJ CONF.
Average RPI Loss:	55	RECORD	PCT. RANK	GAMES	SCHEDULE	OF SCHEDULE	RPI	RPI	RPI	RPI
DIV. I ONLY	7- 6	147	6-4	43	34	67	67	11	11	
DIV. I NON-CONF.	7- 6	153	1- 0	50	31	66	66	10	10	
-----										
TOTALS	RPI 1-25	RPI 26-50	W-L RECORDS	RPI 51-100	RPI 101-150	RPI 150+				
7- 6	1- 2	0- 1	OVERALL	0- 2	1- 1	5- 0				
2- 3	0- 1	0- 0	HOME	0- 2	1- 0	1- 0				
4- 3	1- 1	0- 1	AWAY	0- 0	0- 1	3- 0				
1- 0	0- 0	0- 0	NEUTRAL	0- 0	0- 0	1- 0				
7- 6	1- 2	0- 1	NON-CONFERENCE	0- 2	1- 1	5- 0				
2- 3	0- 1	0- 0	HOME	0- 2	1- 0	1- 0				
4- 3	1- 1	0- 1	AWAY	0- 0	0- 1	3- 0				
1- 0	0- 0	0- 0	NEUTRAL	0- 0	0- 0	1- 0				
0- 0	0- 0	0- 0	CONFERENCE	0- 0	0- 0	0- 0				
0- 0	0- 0	0- 0	HOME	0- 0	0- 0	0- 0				
0- 0	0- 0	0- 0	AWAY	0- 0	0- 0	0- 0				
0- 0	0- 0	0- 0	NEUTRAL	0- 0	0- 0	0- 0				

RPI	S	Opponent	Score	RPI	S	Opponent	Score	RPI	S	Opponent	Score	RPI	S	Opponent	Score
1	A	Notre Dame	58 103	45	A	Purdue	65 66	70	H	Qui nni pi ac	67 72	107	A	Hartford	60 73
20	H	Rutgers	49 60					84	H	Mai ne	60 67	120	H	Boston U.	67 47
24	A	Cal i forni a	85 79									160	A	CSUN	75 55
												185	A	Rhode Isl and	80 47
												192	N	Jacksonville St.	69 62
												256	H	La Salle	88 43
												285	A	Si ena	73 54
-----															
LAST 12 Di vi si on I GAMES:															
160	A	CSUN	75 55	70	H	Qui nni pi ac	67 72	192	N	Jacksonville St.	69 62	107	A	Hartford	60 73
24	A	Cal i forni a	85 79									285	A	Si ena	73 54
185	A	Rhode Isl and	80 47									256	H	La Salle	88 43
120	H	Boston U.	67 47					45	A	Purdue	65 66				
20	H	Rutgers	49 60												
84	H	Mai ne	60 67												

Non-Di v I Games:

Harvard

Average RPI Win: 203  
Average RPI Loss: 148

WON-LOST  
RECORD

WINNING  
PCT. RANK

LAST 10  
GAMES

STRENGTH OF  
SCHEDULE

OPP. STRENGTH  
OF SCHEDULE

TEAM  
RPI

ADJ.  
RPI

CONF.  
RPI

ADJ CONF.  
RPI

DIV. I ONLY	4- 10	271	4-6	175	149	265	265	22	22
DIV. I NON-CONF.	3- 9	271	0- 1	209	90	280	280	21	21
<hr/>									
TOTALS	RPI 1-25	RPI 26-50	W-L RECORDS	RPI 51-100	RPI 101-150	RPI 150+			
4- 10	0- 1	0- 1	OVERALL	0- 1	2- 2	2- 5			
3- 5	0- 1	0- 0	HOME	0- 1	2- 2	1- 1			
1- 4	0- 0	0- 0	AWAY	0- 0	0- 0	1- 4			
0- 1	0- 0	0- 1	NEUTRAL	0- 0	0- 0	0- 0			
3- 9	0- 1	0- 1	NON-CONFERENCE	0- 1	1- 2	2- 4			
2- 5	0- 1	0- 0	HOME	0- 1	1- 2	1- 1			
1- 3	0- 0	0- 0	AWAY	0- 0	0- 0	1- 3			
0- 1	0- 0	0- 1	NEUTRAL	0- 0	0- 0	0- 0			
1- 1	0- 0	0- 0	CONFERENCE	0- 0	1- 0	0- 1			
1- 0	0- 0	0- 0	HOME	0- 0	1- 0	0- 0			
0- 1	0- 0	0- 0	AWAY	0- 0	0- 0	0- 1			
0- 0	0- 0	0- 0	NEUTRAL	0- 0	0- 0	0- 0			

RPI 1-25				RPI 26-50				RPI 51-100				RPI 101+ Team's RPI: 265			
RPI	S	Opponent	Score	RPI	S	Opponent	Score	RPI	S	Opponent	Score	RPI	S	Opponent	Score
2	H	Stanford	59 81	43	N	Utah	48 73	88	H	FGCU	67 73	106	H	Idaho	69 61
												137	H	UC Davis	65 60
												143	H	Portland	65 72
												145	H	American	57 69
												167	H	Pepperdine	64 65
												203	A	San Diego St.	57 58
												211	A	Cal St. Fullerton	68 72
												227	A	San Diego	50 58
												234	A	UNLV	66 61
												252	A	Nevada	78 79
												335	H	Seattle U	67 51
<hr/>															
LAST 12 Division I GAMES:															
				43	N	Utah	48 73	2	H	Stanford	59 81				
				137	H	UC Davis	65 60	88	H	FGCU	67 73				
				211	A	Cal St. Fullerton	68 72	145	H	American	57 69				
				252	A	Nevada	78 79	335	H	Seattle U	67 51				
				234	A	UNLV	66 61	143	H	Portland	65 72				
				106	H	Idaho	69 61	227	A	San Diego	50 58				

Non-Div I Games: Hawai i Paci fic 66 51

Hawai i

Loss, Non-Conf, S Site, H Home A Away N Neutral

Average RPI	Win:	277	WON-LOST	WINNING	LAST 10	STRENGTH OF	OPP. STRENGTH	TEAM	ADJ.	CONF.	ADJ CONF.
Average RPI	Loss:	99	RECORD	PCT. RANK	GAMES	SCHEDULE	OF SCHEDULE	RPI	RPI	RPI	RPI
DIV. I ONLY		8- 5		110	8-2	275	254	162	162	28	28
DIV. I NON-CONF.		5- 4		139	0- 0	240	223	172	172	29	29
-----											
TOTALS	RPI 1-25		RPI 26-50		W-L RECORDS	RPI 51-100		RPI 101-150		RPI 150+	
8- 5	0- 0		0- 2		OVERALL	0- 0		1- 2		7- 1	
5- 0	0- 0		0- 0		HOME	0- 0		1- 0		4- 0	
3- 5	0- 0		0- 2		AWAY	0- 0		0- 2		3- 1	
0- 0	0- 0		0- 0		NEUTRAL	0- 0		0- 0		0- 0	
5- 4	0- 0		0- 2		NON-CONFERENCE	0- 0		1- 2		4- 0	
4- 0	0- 0		0- 0		HOME	0- 0		1- 0		3- 0	
1- 4	0- 0		0- 2		AWAY	0- 0		0- 2		1- 0	
0- 0	0- 0		0- 0		NEUTRAL	0- 0		0- 0		0- 0	
3- 1	0- 0		0- 0		CONFERENCE	0- 0		0- 0		3- 1	
1- 0	0- 0		0- 0		HOME	0- 0		0- 0		1- 0	
2- 1	0- 0		0- 0		AWAY	0- 0		0- 0		2- 1	
0- 0	0- 0		0- 0		NEUTRAL	0- 0		0- 0		0- 0	

RPI	S	Opponent	Score	RPI	S	Opponent	Score	RPI	S	Opponent	Score	RPI	S	Opponent	Score	Team's RPI: 162
31	A	Kentucky	49	71	44	A	Clemson	64	83	129	A	Davidson	62	71		
										139	A	Miami (OH)	55	68		
										145	H	American	66	61		
										151	A	Radford	58	80		
										226	A	Gardner-Webb	78	61		
										271	A	ETSU	73	65		
										277	H	Norfolk St.	83	51		
										309	H	Presbyterian	79	40		
										318	A	USC Upstate	87	61		
										325	H	UNC Greensboro	82	75		
										348	H	N. C. Central	80	69		
-----																
LAST 12 Division I GAMES:																
226	A	Gardner-Webb	78	61	277	H	Norfolk St.	83	51	44	A	Clemson	64	83		
309	H	Presbyterian	79	40	325	H	UNC Greensboro	82	75	129	A	Davidson	62	71		
151	A	Radford	58	80	139	A	Miami (OH)	55	68	31	A	Kentucky	49	71		
318	A	USC Upstate	87	61												
271	A	ETSU	73	65												
145	H	American	66	61												

Non-Div I Games: Greensboro 102 50 Mars Hill 86 36

High Point

Loss, Non-Conf, S Site, H Home A Away N Neutral

H  
o  
f  
s  
t  
r  
a

Hofstra		Through Games Of Jan. 14, 2019								
Average RPI	Win:	265	WON-LOST	WINNING	LAST 10	STRENGTH OF	OPP. STRENGTH	TEAM	ADJ.	CONF.
Average RPI	Loss:	156	RECORD	PCT. RANK	GAMES	SCHEDULE	OF SCHEDULE	RPI	RPI	RPI
DIV. I ONLY		5- 10	248	4-6		173	302	231	231	10
DIV. I NON-CONF.		5- 6	177	0- 0		232	319	222	222	13
-----										
TOTALS	RPI 1-25		RPI 26-50		W-L RECORDS	RPI 51-100		RPI 101-150		RPI 150+
5- 10	0- 0		0- 1		OVERALL	0- 2		0- 2		5- 5
1- 4	0- 0		0- 0		HOME	0- 0		0- 0		1- 4
3- 4	0- 0		0- 1		AWAY	0- 1		0- 1		3- 1
1- 2	0- 0		0- 0		NEUTRAL	0- 1		0- 1		1- 0
5- 6	0- 0		0- 0		NON-CONFERENCE	0- 1		0- 2		5- 3
1- 2	0- 0		0- 0		HOME	0- 0		0- 0		1- 2
3- 2	0- 0		0- 0		AWAY	0- 0		0- 1		3- 1
1- 2	0- 0		0- 0		NEUTRAL	0- 1		0- 1		1- 0
0- 4	0- 0		0- 1		CONFERENCE	0- 1		0- 0		0- 2
0- 2	0- 0		0- 0		HOME	0- 0		0- 0		0- 2
0- 2	0- 0		0- 1		AWAY	0- 1		0- 0		0- 0
0- 0	0- 0		0- 0		NEUTRAL	0- 0		0- 0		0- 0

H  
o  
f  
s  
t  
r  
a

RPI 1-25				RPI 26-50				RPI 51-100				RPI 101+ Team's RPI: 231			
RPI	S	Opponent	Score	RPI	S	Opponent	Score	RPI	S	Opponent	Score	RPI	S	Opponent	Score
				48	A	James Madison	54 77	81	N	Wright St.	64 93	111	N	Marist	57 71
								90	A	Towson	68 92	133	A	Stony Brook	49 77
												163	H	William & Mary	55 60
												194	H	Elon	64 77
												212	A	St. Bonaventure	67 59
												224	N	Stetson	53 50
												235	H	Sacred Heart	64 70
												245	A	Holy Cross	66 72
												257	H	Columbia	63 65
												285	A	Siena	57 50
												292	A	UMBC	45 42
												311	H	Iona	74 49
LAST 12 Division I GAMES:															
				90	A	Towson	68 92	245	A	Holy Cross	66 72				
				48	A	James Madison	54 77	235	H	Sacred Heart	64 70				
				194	H	Elon	64 77	224	N	Stetson	53 50				
				163	H	William & Mary	55 60	111	N	Marist	57 71				
				285	A	Siena	57 50	81	N	Wright St.	64 93				
				292	A	UMBC	45 42	212	A	St. Bonaventure	67 59				

Non-Div I Games: Wilmington (DE) 77 56

Hofstra

Average RPI Win:	269	WON-LOST	WINNING	LAST 10	STRENGTH OF	OPP. STRENGTH	TEAM	ADJ.	CONF.	ADJ CONF.
Average RPI Loss:	222	RECORD	PCT. RANK	GAMES	SCHEDULE	OF SCHEDULE	RPI	RPI	RPI	RPI
DIV. I ONLY	9- 6	113	6-4	335	296	245	245	20	20	
DIV. I NON-CONF.	8- 3	72	0- 0	338	269	201	201	24	24	
-----										
TOTALS	RPI 1-25	RPI 26-50	W-L RECORDS	RPI 51-100	RPI 101-150	RPI 150+				
9- 6	0- 0	0- 0	OVERALL	0- 1	0- 1	9- 4				
6- 2	0- 0	0- 0	HOME	0- 0	0- 0	6- 2				
3- 4	0- 0	0- 0	AWAY	0- 1	0- 1	3- 2				
0- 0	0- 0	0- 0	NEUTRAL	0- 0	0- 0	0- 0				
8- 3	0- 0	0- 0	NON-CONFERENCE	0- 1	0- 0	8- 2				
5- 1	0- 0	0- 0	HOME	0- 0	0- 0	5- 1				
3- 2	0- 0	0- 0	AWAY	0- 1	0- 0	3- 1				
0- 0	0- 0	0- 0	NEUTRAL	0- 0	0- 0	0- 0				
1- 3	0- 0	0- 0	CONFERENCE	0- 0	0- 1	1- 2				
1- 1	0- 0	0- 0	HOME	0- 0	0- 0	1- 1				
0- 2	0- 0	0- 0	AWAY	0- 0	0- 1	0- 1				
0- 0	0- 0	0- 0	NEUTRAL	0- 0	0- 0	0- 0				

RPI 1-25				RPI 26-50				RPI 51-100				RPI 101+				Team's RPI: 245
RPI	S	Opponent	Score	RPI	S	Opponent	Score	RPI	S	Opponent	Score	RPI	S	Opponent	Score	
								79	A	Boston College	63 89	116	A	Lehigh	55 64	
												185	H	Rhode Island	73 65	
												205	H	Rider	71 61	
												231	H	Hofstra	72 66	
												238	H	Brown	85 89	
												272	H	Colgate	67 70	
												275	A	Bryant	81 62	
												278	H	UMass Lowell	63 54	
												296	A	Albany (NY)	56 50	
												297	A	Vermont	65 40	
												299	A	New Hampshire	62 74	
												313	H	Loyola Maryland	78 60	
												328	A	Lafayette	63 73	
												339	H	Manhattan	61 53	
LAST 12 Division I GAMES:																
313	H	Loyola Maryland	78 60	299	A	New Hampshire	62 74	231	H	Hofstra	72 66					
116	A	Lehigh	55 64	278	H	UMass Lowell	63 54	297	A	Vermont	65 40					
328	A	Lafayette	63 73	296	A	Albany (NY)	56 50	185	H	Rhode Island	73 65					
272	H	Colgate	67 70													
275	A	Bryant	81 62													
339	H	Manhattan	61 53													

Non-Div I Games:

Holy Cross



H  
o  
u  
s  
t  
o  
n

Houston				Through Games Of Jan. 14, 2019							
Average RPI	Win:	229	WON-LOST	WINNING	LAST 10	STRENGTH OF	OPP. STRENGTH	TEAM	ADJ.	CONF.	ADJ CONF.
Average RPI	Loss:	71	RECORD	PCT. RANK	GAMES	SCHEDULE	OF SCHEDULE	RPI	RPI	RPI	RPI
DIV. I ONLY			8- 8	166	5-5	89	101	126	126	9	9
DIV. I NON-CONF.			6- 7	172	0- 0	104	110	118	118	9	9
-----											
TOTALS		RPI 1-25	RPI 26-50		W-L RECORDS		RPI 51-100	RPI 101-150	RPI 150+		
8- 8		0- 2	1- 1		OVERALL		0- 3	0- 2	7- 0		
2- 5		0- 1	1- 1		HOME		0- 2	0- 1	1- 0		
6- 3		0- 1	0- 0		AWAY		0- 1	0- 1	6- 0		
0- 0		0- 0	0- 0		NEUTRAL		0- 0	0- 0	0- 0		
6- 7		0- 1	1- 1		NON-CONFERENCE		0- 3	0- 2	5- 0		
1- 4		0- 0	1- 1		HOME		0- 2	0- 1	0- 0		
5- 3		0- 1	0- 0		AWAY		0- 1	0- 1	5- 0		
0- 0		0- 0	0- 0		NEUTRAL		0- 0	0- 0	0- 0		
2- 1		0- 1	0- 0		CONFERENCE		0- 0	0- 0	2- 0		
1- 1		0- 1	0- 0		HOME		0- 0	0- 0	1- 0		
1- 0		0- 0	0- 0		AWAY		0- 0	0- 0	1- 0		
0- 0		0- 0	0- 0		NEUTRAL		0- 0	0- 0	0- 0		

RPI 1-25				RPI 26-50				RPI 51-100				RPI 101+ Team's RPI: 126			
RPI	S	Opponent	Score	RPI	S	Opponent	Score	RPI	S	Opponent	Score	RPI	S	Opponent	Score
7	H	UConn	61 81	33	H	Georgia Tech	95 89	56	H	New Mexico	84 89	125	H	UT Arlington	61 65
24	A	Cal i forni a	79 80	38	H	Texas A&M	52 68	79	H	Boston College	57 64	149	A	Loui si ana Tech	88 100
								88	A	FGCU	71 76	230	A	Southern Mi ss.	61 44
												239	A	SMU	72 61
												248	A	George Mason	66 56
												253	H	Templ e	78 65
												257	A	Col umbi a	83 72
												271	A	ETSU	84 77
												304	A	Incarnate Word	79 60
-----															
LAST 12 Di vi si on I GAMES:															
253	H	Templ e	78 65	38	H	Texas A&M	52 68	271	A	ETSU	84 77				
239	A	SMU	72 61					88	A	FGCU	71 76				
7	H	UConn	61 81					56	H	New Mexi co	84 89				
230	A	Southern Miss.	61 44					257	A	Col umbi a	83 72				
248	A	George Mason	66 56					79	H	Boston Col l ege	57 64				
125	H	UT Arlington	61 65												

Non-Div I Games:

Houston

H  
o  
u  
s  
t  
o  
n

Average RPI Win: 305		WON-LOST RECORD	WINNING PCT. RANK	LAST 10 GAMES	STRENGTH OF SCHEDULE	OPP. STRENGTH OF SCHEDULE	TEAM RPI	ADJ. RPI	CONF. RPI	ADJ CONF. RPI
DIV. I ONLY		2- 7	299	4-6	182	279	290	290	26	26
DIV. I NON-CONF.	Loss: 154	1- 5	311	0- 0	132	302	291	291	22	22
TOTALS		RPI 1-25	RPI 26-50	W-L RECORDS		RPI 51-100	RPI 101-150	RPI 150+		
2- 7	0- 0		0- 0	OVERALL		0- 2	0- 1	2- 4		
2- 1	0- 0		0- 0	HOME		0- 0	0- 0	2- 1		
0- 6	0- 0		0- 0	AWAY		0- 2	0- 1	0- 3		
0- 0	0- 0		0- 0	NEUTRAL		0- 0	0- 0	0- 0		
1- 5	0- 0		0- 0	NON-CONFERENCE		0- 1	0- 1	1- 3		
1- 1	0- 0		0- 0	HOME		0- 0	0- 0	1- 1		
0- 4	0- 0		0- 0	AWAY		0- 1	0- 1	0- 2		
0- 0	0- 0		0- 0	NEUTRAL		0- 0	0- 0	0- 0		
1- 2	0- 0		0- 0	CONFERENCE		0- 1	0- 0	1- 1		
1- 0	0- 0		0- 0	HOME		0- 0	0- 0	1- 0		
0- 2	0- 0		0- 0	AWAY		0- 1	0- 0	0- 1		
0- 0	0- 0		0- 0	NEUTRAL		0- 0	0- 0	0- 0		

RPI 1-25				RPI 26-50				RPI 51-100				RPI 101+				Team's RPI : 290	
RPI	S	Opponent	Score	RPI	S	Opponent	Score	RPI	S	Opponent	Score	RPI	S	Opponent	Score		
								68	A	Oklahoma St.	44	77	140	A	Texas Tech	76	82
								76	A	Lamar University	50	63	159	H	Oral Roberts	56	74
													176	A	Nicholls St.	54	77
													200	A	North Texas	75	100
													258	A	Wichita St.	50	68
													298	H	New Orleans	83	74
													312	H	La. -Monroe	68	60
LAST 12 Division I GAMES:																	
				176	A	Nicholls St.	54	77	200	A	North Texas	75	100				
				298	H	New Orleans	83	74	140	A	Texas Tech	76	82				
				76	A	Lamar University	50	63	258	A	Wichita St.	50	68				
				312	H	La. -Monroe	68	60									
				159	H	Oral Roberts	56	74									
				68	A	Oklahoma St.	44	77									

Non-Di v I Games:	Howard Payne	93	60	Tex. A&M Int'l	81	48	McMurry	92	41	Southwest (NM)	100	57	Houston Baptist
-------------------	--------------	----	----	----------------	----	----	---------	----	----	----------------	-----	----	-----------------

Average RPI Win: **283**  
 Average RPI Loss: **190**

WON-LOST  
RECORD

WINNING  
PCT. RANK

LAST 10  
GAMES

STRENGTH OF  
SCHEDULE

OPP. STRENGTH  
OF SCHEDULE

TEAM  
RPI

ADJ.  
RPI

CONF.  
RPI

ADJ CONF.  
RPI

DIV. I ONLY	9- 7	132	5-5	329	308	225	225	32	32
DIV. I NON-CONF.	7- 6	153	0- 0	308	282	213	213	32	32
-----									
TOTALS	RPI 1-25	RPI 26-50	W-L RECORDS	RPI 51-100	RPI 101-150	RPI 150+			
9- 7	0- 0	0- 1	OVERALL	0- 0	0- 1	9- 5			
4- 2	0- 0	0- 0	HOME	0- 0	0- 0	4- 2			
5- 5	0- 0	0- 1	AWAY	0- 0	0- 1	5- 3			
0- 0	0- 0	0- 0	NEUTRAL	0- 0	0- 0	0- 0			
7- 6	0- 0	0- 1	NON-CONFERENCE	0- 0	0- 1	7- 4			
2- 2	0- 0	0- 0	HOME	0- 0	0- 0	2- 2			
5- 4	0- 0	0- 1	AWAY	0- 0	0- 1	5- 2			
0- 0	0- 0	0- 0	NEUTRAL	0- 0	0- 0	0- 0			
2- 1	0- 0	0- 0	CONFERENCE	0- 0	0- 0	2- 1			
2- 0	0- 0	0- 0	HOME	0- 0	0- 0	2- 0			
0- 1	0- 0	0- 0	AWAY	0- 0	0- 0	0- 1			
0- 0	0- 0	0- 0	NEUTRAL	0- 0	0- 0	0- 0			

RPI	S	Opponent	Score	RPI	S	Opponent	Score	RPI	S	Opponent	Score	RPI	S	Opponent	Score
46	A	North Carolina	63 85									130	A	Cincinnati	51 85
												163	A	William & Mary	75 88
												174	H	Mercer	70 85
												232	A	Niagara	68 61
												244	A	Campbell	69 64
												248	H	George Mason	73 59
												250	A	UMES	72 80
												251	H	Bethune-Cookman	61 40
												256	A	La Salle	57 54
												283	A	Richmond	60 67
												285	H	Siena	81 86
												310	H	NJIT	77 57
												317	A	FIU	89 62
												340	H	Florida A&M	74 68
												349	A	Fairleigh Dickinson	79 58
LAST 12 Division I GAMES:															
46	A	North Carolina	63 85	251	H	Bethune-Cookman	61 40								
130	A	Cincinnati	51 85	250	A	UMES	72 80								
174	H	Mercer	70 85	340	H	Florida A&M	74 68								
317	A	FIU	89 62	232	A	Niagara	68 61								
244	A	Campbell	69 64	248	H	George Mason	73 59								
283	A	Richmond	60 67	349	A	Fairleigh Dickinson	79 58								

Howard

Howard

Non-Div I Games:

Howard

Loss, Non-Conf, S Site, H Home A Away N Neutral

IUPUI				Through Games Of Jan. 14, 2019																
Average RPI Win:		225	WON-LOST		WINNING		LAST 10		STRENGTH OF		OPP. STRENGTH		TEAM		ADJ.		CONF.		ADJ CONF.	
Average RPI Loss:		93	RECORD		PCT. RANK		GAMES		SCHEDULE		OF SCHEDULE		RPI		RPI		RPI		RPI	
DIV. I ONLY			9- 7		132		5-5		143		166		136		136		19		19	
DIV. I NON-CONF.			5- 5		162		0- 0		32		145		68		68		18		18	
TOTALS		RPI 1-25		RPI 26-50		W-L RECORDS		RPI 51-100		RPI 101-150		RPI 150+								
9- 7		0- 1		0- 0		OVERALL		0- 3		2- 1		7- 2								
4- 3		0- 0		0- 0		HOME		0- 3		1- 0		3- 0								
4- 4		0- 1		0- 0		AWAY		0- 0		1- 1		3- 2								
1- 0		0- 0		0- 0		NEUTRAL		0- 0		0- 0		1- 0								
5- 5		0- 1		0- 0		NON-CONFERENCE		0- 2		2- 0		3- 2								
1- 2		0- 0		0- 0		HOME		0- 2		1- 0		0- 0								
3- 3		0- 1		0- 0		AWAY		0- 0		1- 0		2- 2								
1- 0		0- 0		0- 0		NEUTRAL		0- 0		0- 0		1- 0								
4- 2		0- 0		0- 0		CONFERENCE		0- 1		0- 1		4- 0								
3- 1		0- 0		0- 0		HOME		0- 1		0- 0		3- 0								
1- 1		0- 0		0- 0		AWAY		0- 0		0- 1		1- 0								
0- 0		0- 0		0- 0		NEUTRAL		0- 0		0- 0		0- 0								

RPI 1-25				RPI 26-50				RPI 51-100				RPI 101+ Team's RPI: 136			
RPI	S	Opponent	Score	RPI	S	Opponent	Score	RPI	S	Opponent	Score	RPI	S	Opponent	Score
12	A	Iowa	58 72					51	H	Ohio	66 73	119	A	Youngstown St.	52 70
								69	H	UNI	40 53	124	H	UT Martin	73 72
								81	H	Wright St.	75 78	146	A	Indiana St.	64 59
												152	A	Wisconsin	64 65
												164	N	VCU	63 61
												166	A	Southern Ill.	73 78
												189	A	Ole Miss	66 58
												260	A	Cleveland St.	75 50
												261	A	UTSA	58 50
												267	H	Northern Ky.	70 48
												281	H	Oakland	82 53
												332	H	Detroit Mercy	82 47
LAST 12 Division I GAMES:															
260	A	Cleveland St.	75 50	281	H	Oakland	82 53								
267	H	Northern Ky.	70 48	332	H	Detroit Mercy	82 47								
81	H	Wright St.	75 78	119	A	Youngstown St.	52 70								
166	A	Southern Ill.	73 78	146	A	Indiana St.	64 59								
51	H	Ohio	66 73	69	H	UNI	40 53								
12	A	Iowa	58 72	164	N	VCU	63 61								

Non-Div I Games: Purdue Northwest 101 40

IUPUI

Average RPI Win:	182	WON-LOST	WINNING	LAST 10	STRENGTH OF	OPP. STRENGTH	TEAM	ADJ.	CONF.	ADJ CONF.
Average RPI Loss:	100	RECORD	PCT. RANK	GAMES	SCHEDULE	OF SCHEDULE	RPI	RPI	RPI	RPI
DIV. I ONLY	7- 7	166	5-5	110	74	106	106	14	14	
DIV. I NON-CONF.	3- 6	241	0- 0	58	56	126	126	12	12	
-----										
TOTALS	RPI 1-25	RPI 26-50	W-L RECORDS	RPI 51-100	RPI 101-150	RPI 150+				
7- 7	0- 2	0- 0	OVERALL	0- 3	3- 0	4- 2				
3- 1	0- 0	0- 0	HOME	0- 1	0- 0	3- 0				
4- 5	0- 2	0- 0	AWAY	0- 1	3- 0	1- 2				
0- 1	0- 0	0- 0	NEUTRAL	0- 1	0- 0	0- 0				
3- 6	0- 2	0- 0	NON-CONFERENCE	0- 2	1- 0	2- 2				
2- 0	0- 0	0- 0	HOME	0- 0	0- 0	2- 0				
1- 5	0- 2	0- 0	AWAY	0- 1	1- 0	0- 2				
0- 1	0- 0	0- 0	NEUTRAL	0- 1	0- 0	0- 0				
4- 1	0- 0	0- 0	CONFERENCE	0- 1	2- 0	2- 0				
1- 1	0- 0	0- 0	HOME	0- 1	0- 0	1- 0				
3- 0	0- 0	0- 0	AWAY	0- 0	2- 0	1- 0				
0- 0	0- 0	0- 0	NEUTRAL	0- 0	0- 0	0- 0				

RPI 1-25				RPI 26-50				RPI 51-100				RPI 101+				Team's RPI: 106
RPI	S	Opponent	Score	RPI	S	Opponent	Score	RPI	S	Opponent	Score	RPI	S	Opponent	Score	
2	A	Stanford	71 115					58	N	Boise St.	85 91	101	A	Idaho St.	86 72	
11	A	Gonzaga	51 88					65	A	Wyoming	61 64	110	A	Montana St.	82 66	
								82	H	Northern Colo.	72 86	140	A	Texas Tech	88 77	
												160	H	CSUN	88 73	
												188	H	Eastern Wash.	84 68	
												215	A	Long Beach St.	63 70	
												243	H	San Francisco	70 63	
												265	A	Hawaii	61 69	
												330	A	Weber St.	79 74	
-----																
LAST 12 Division I GAMES:																
330	A	Weber St.	79 74	110	A	Montana St.	82 66									
101	A	Idaho St.	86 72	82	H	Northern Colo.	72 86									
11	A	Gonzaga	51 88	188	H	Eastern Wash.	84 68									
65	A	Wyoming	61 64	215	A	Long Beach St.	63 70									
265	A	Hawaii	61 69	58	N	Boise St.	85 91									
243	H	San Francisco	70 63	140	A	Texas Tech	88 77									

Non-Div I Games:

Idaho

Average RPI Win:	244	WON-LOST	WINNING	LAST 10	STRENGTH OF	OPP. STRENGTH	TEAM	ADJ.	CONF.	ADJ CONF.
Average RPI Loss:	50	RECORD	PCT. RANK	GAMES	SCHEDULE	OF SCHEDULE	RPI	RPI	RPI	RPI
DIV. I ONLY	9- 5	97	8-2	164	176	101	101	14	14	
DIV. I NON-CONF.	4- 4	162	0- 0	19	228	51	51	12	12	
-----										
TOTALS	RPI 1-25	RPI 26-50	W-L RECORDS	RPI 51-100	RPI 101-150	RPI 150+				
9- 5	0- 1	0- 2	OVERALL	0- 1	0- 1	9- 0				
4- 1	0- 0	0- 0	HOME	0- 0	0- 1	4- 0				
4- 3	0- 1	0- 1	AWAY	0- 1	0- 0	4- 0				
1- 1	0- 0	0- 1	NEUTRAL	0- 0	0- 0	1- 0				
4- 4	0- 1	0- 2	NON-CONFERENCE	0- 1	0- 0	4- 0				
2- 0	0- 0	0- 0	HOME	0- 0	0- 0	2- 0				
1- 3	0- 1	0- 1	AWAY	0- 1	0- 0	1- 0				
1- 1	0- 0	0- 1	NEUTRAL	0- 0	0- 0	1- 0				
5- 1	0- 0	0- 0	CONFERENCE	0- 0	0- 1	5- 0				
2- 1	0- 0	0- 0	HOME	0- 0	0- 1	2- 0				
3- 0	0- 0	0- 0	AWAY	0- 0	0- 0	3- 0				
0- 0	0- 0	0- 0	NEUTRAL	0- 0	0- 0	0- 0				

RPI 1-25				RPI 26-50				RPI 51-100				RPI 101+				Team's RPI: 101
RPI	S	Opponent	Score	RPI	S	Opponent	Score	RPI	S	Opponent	Score	RPI	S	Opponent	Score	
11	A	Gonzaga	51 70	33	N	Georgia Tech	51 74	56	A	Arizona	46 71	106	H	Idaho	72 86	
				43	A	Utah	60 74					167	H	Pepperdine	65 63	
												188	H	Eastern Wash.	63 48	
												199	A	Southern Utah	69 57	
												242	A	Northern Ariz.	80 69	
												247	H	Sacramento St.	73 43	
												259	H	Utah Valley	80 68	
												273	N	Kennesaw St.	60 49	
												294	A	California Baptist	72 57	
												330	A	Weber St.	70 57	
LAST 12 Division I GAMES:																
199	A	Southern Utah	69 57	247	H	Sacramento St.	73 43									
188	H	Eastern Wash.	63 48	330	A	Weber St.	70 57									
106	H	Idaho	72 86	242	A	Northern Ariz.	80 69									
167	H	Pepperdine	65 63	273	N	Kennesaw St.	60 49									
259	H	Utah Valley	80 68	43	A	Utah	60 74									
33	N	Georgia Tech	51 74	11	A	Gonzaga	51 70									

Non-Div I Games: Benedictine Mesa 88 51

Idaho St.

Average RPI Win:	226	WON-LOST	WINNING	LAST 10	STRENGTH OF	OPP. STRENGTH	TEAM	ADJ.	CONF.	ADJ CONF.
Average RPI Loss:	77	RECORD	PCT. RANK	GAMES	SCHEDULE	OF SCHEDULE	RPI	RPI	RPI	RPI
DIV. I ONLY	9- 7	132	5-5	107	150	150	150	4	4	
DIV. I NON-CONF.	8- 3	72	0- 0	238	247	158	158	5	5	
-----										
TOTALS	RPI 1-25	RPI 26-50	W-L RECORDS	RPI 51-100	RPI 101-150	RPI 150+				
9- 7	0- 2	0- 2	OVERALL	1- 2	1- 0	7- 1				
7- 3	0- 2	0- 1	HOME	0- 0	1- 0	6- 0				
2- 3	0- 0	0- 1	AWAY	1- 2	0- 0	1- 0				
0- 1	0- 0	0- 0	NEUTRAL	0- 0	0- 0	0- 1				
8- 3	0- 0	0- 2	NON-CONFERENCE	0- 0	1- 0	7- 1				
7- 1	0- 0	0- 1	HOME	0- 0	1- 0	6- 0				
1- 1	0- 0	0- 1	AWAY	0- 0	0- 0	1- 0				
0- 1	0- 0	0- 0	NEUTRAL	0- 0	0- 0	0- 1				
1- 4	0- 2	0- 0	CONFERENCE	1- 2	0- 0	0- 0				
0- 2	0- 2	0- 0	HOME	0- 0	0- 0	0- 0				
1- 2	0- 0	0- 0	AWAY	1- 2	0- 0	0- 0				
0- 0	0- 0	0- 0	NEUTRAL	0- 0	0- 0	0- 0				

RPI 1-25				RPI 26-50				RPI 51-100				RPI 101+ Team's RPI: 150			
RPI	S	Opponent	Score	RPI	S	Opponent	Score	RPI	S	Opponent	Score	RPI	S	Opponent	Score
16	H	Indiana	83 85	35	H	Missouri	45 67	80	A	Penn St.	48 62	146	H	Indiana St.	75 57
20	H	Rutgers	60 71	44	A	Clemson	67 69	94	A	Northwestern	45 68	210	H	SIUE	74 57
								97	A	Minnesota	66 62	219	H	Eastern Mich.	72 66
												247	N	Sacramento St.	107 109
												249	H	Murray St.	84 52
												255	H	Alabama A&M	88 60
												257	H	Columbia	76 69
												293	A	Cal Poly	74 51
												305	H	Valparaiso	73 54
-----															
LAST 12 Division I GAMES:															
94	A	Northwestern	45 68	80	A	Penn St.	48 62	20	H	Rutgers	60 71	219	H	Eastern Mich.	72 66
16	H	Indiana	83 85	20	H	Rutgers	60 71	97	A	Minnesota	66 62	44	A	Clemson	67 69
35	H	Missouri	45 67	97	A	Minnesota	66 62	219	H	Eastern Mich.	72 66	247	N	Sacramento St.	107 109
210	H	SIUE	74 57	219	H	Eastern Mich.	72 66	44	A	Clemson	67 69				
249	H	Murray St.	84 52	44	A	Clemson	67 69								
146	H	Indiana St.	75 57	247	N	Sacramento St.	107 109								

Non-Div I Games:

Illinois

Average RPI Win:	233	WON-LOST	WINNING	LAST 10	STRENGTH OF	OPP. STRENGTH	TEAM	ADJ.	CONF.	ADJ CONF.
Average RPI Loss:	144	RECORD	PCT. RANK	GAMES	SCHEDULE	OF SCHEDULE	RPI	RPI	RPI	RPI
DIV. I ONLY	8- 6	125	8-2	270	199	178	178	13	13	
DIV. I NON-CONF.	6- 4	125	0- 0	302	259	187	187	14	14	
-----										
TOTALS	RPI 1-25	RPI 26-50	W-L RECORDS	RPI 51-100	RPI 101-150	RPI 150+				
8- 6	0- 2	0- 0	OVERALL	1- 0	0- 1	7- 3				
5- 1	0- 1	0- 0	HOME	1- 0	0- 0	4- 0				
3- 5	0- 1	0- 0	AWAY	0- 0	0- 1	3- 3				
0- 0	0- 0	0- 0	NEUTRAL	0- 0	0- 0	0- 0				
6- 4	0- 1	0- 0	NON-CONFERENCE	0- 0	0- 0	6- 3				
4- 0	0- 0	0- 0	HOME	0- 0	0- 0	4- 0				
2- 4	0- 1	0- 0	AWAY	0- 0	0- 0	2- 3				
0- 0	0- 0	0- 0	NEUTRAL	0- 0	0- 0	0- 0				
2- 2	0- 1	0- 0	CONFERENCE	1- 0	0- 1	1- 0				
1- 1	0- 1	0- 0	HOME	1- 0	0- 0	0- 0				
1- 1	0- 0	0- 0	AWAY	0- 0	0- 1	1- 0				
0- 0	0- 0	0- 0	NEUTRAL	0- 0	0- 0	0- 0				

RPI 1-25				RPI 26-50				RPI 51-100				RPI 101+				Team's RPI: 178
RPI	S	Opponent	Score	RPI	S	Opponent	Score	RPI	S	Opponent	Score	RPI	S	Opponent	Score	
14	H	Drake	64 82					69	H	UNI	66 64	146	A	Indiana St.	44 59	
17	A	Butler	56 58									179	A	UMKC	62 55	
												191	H	North Dakota	67 55	
												197	H	Saint Louis	72 67	
												210	A	SIUE	61 68	
												219	A	Eastern Mi ch.	41 50	
												260	A	Cleveland St.	63 67	
												267	A	Northern Ky.	58 53	
												281	H	Oakland	62 56	
												334	H	Austin Peay	61 49	
												344	A	Evansville	72 61	
LAST 12 Division I GAMES:																
69	H	UNI	66 64	344	A	Evansville	72 61									
179	A	UMKC	62 55	146	A	Indiana St.	44 59									
197	H	Saint Louis	72 67	14	H	Drake	64 82									
267	A	Northern Ky.	58 53	17	A	Butler	56 58									
334	H	Austin Peay	61 49	260	A	Cleveland St.	63 67									
281	H	Oakland	62 56	219	A	Eastern Mi ch.	41 50									

Non-Div I Games: Maryville (MO) 61 52

Illinois St.



Average RPI Win:	345	WON-LOST	WINNING	LAST 10	STRENGTH OF	OPP. STRENGTH	TEAM	ADJ.	CONF.	ADJ CONF.
Average RPI Loss:	153	RECORD	PCT. RANK	GAMES	SCHEDULE	OF SCHEDULE	RPI	RPI	RPI	RPI

DIV. I ONLY	1- 13	339	1-9	156	236	304	304	26	26
DIV. I NON-CONF.	0- 11	336	0- 0	70	216	295	295	22	22
-----									
TOTALS	RPI 1-25	RPI 26-50	W-L RECORDS	RPI 51-100	RPI 101-150	RPI 150+			
1- 13	0- 2	0- 0	OVERALL	0- 2	0- 3	1- 6			
0- 5	0- 0	0- 0	HOME	0- 0	0- 3	0- 2			
1- 8	0- 2	0- 0	AWAY	0- 2	0- 0	1- 4			
0- 0	0- 0	0- 0	NEUTRAL	0- 0	0- 0	0- 0			
0- 11	0- 2	0- 0	NON-CONFERENCE	0- 2	0- 3	0- 4			
0- 4	0- 0	0- 0	HOME	0- 0	0- 3	0- 1			
0- 7	0- 2	0- 0	AWAY	0- 2	0- 0	0- 3			
0- 0	0- 0	0- 0	NEUTRAL	0- 0	0- 0	0- 0			
1- 2	0- 0	0- 0	CONFERENCE	0- 0	0- 0	1- 2			
0- 1	0- 0	0- 0	HOME	0- 0	0- 0	0- 1			
1- 1	0- 0	0- 0	AWAY	0- 0	0- 0	1- 1			
0- 0	0- 0	0- 0	NEUTRAL	0- 0	0- 0	0- 0			

RPI 1-25				RPI 26-50				RPI 51-100				RPI 101+ Team's RPI: 304			
RPI	S	Opponent	Score	RPI	S	Opponent	Score	RPI	S	Opponent	Score	RPI	S	Opponent	Score
15	A	Arizona St.	43 81					56	A	Arizona	42 84	118	H	Rice	63 74
21	A	South Dakota	43 96					97	A	Minnesota	39 75	125	H	UT Arlington	49 97
												126	H	Houston	60 79
												176	A	Nicholls St.	62 86
												181	A	Massachusetts	59 71
												203	A	San Diego St.	38 81
												214	H	Sam Houston St.	56 76
												330	H	Weber St.	64 72
												333	A	Grand Canyon	63 74
												345	A	McNeese	68 66
LAST 12 Division I GAMES:															
				118	H	Rice	63 74	214	H	Sam Houston St.	56 76				
				181	A	Massachusetts	59 71	176	A	Nicholls St.	62 86				
				97	A	Minnesota	39 75	345	A	McNeese	68 66				
				125	H	UT Arlington	49 97	203	A	San Diego St.	38 81				
				56	A	Arizona	42 84	126	H	Houston	60 79				
				330	H	Weber St.	64 72	21	A	South Dakota	43 96				

Non-Div I Games:

Incarnate Word

Average RPI Win:	127	WON-LOST	WINNING	LAST 10	STRENGTH OF	OPP. STRENGTH	TEAM	ADJ.	CONF.	ADJ CONF.
Average RPI Loss:	142	RECORD	PCT. RANK	GAMES	SCHEDULE	OF SCHEDULE	RPI	RPI	RPI	RPI
DIV. I ONLY	15- 2	14	8-2	78	16	16	16	16	4	4
DIV. I NON-CONF.	11- 1	13	0- 0	116	19	16	16	16	5	5
-----										
TOTALS	RPI 1-25	RPI 26-50	W-L RECORDS	RPI 51-100	RPI 101-150	RPI 150+				
15- 2	2- 0	2- 0	OVERALL	2- 0	4- 1	5- 1				
8- 0	1- 0	1- 0	HOME	1- 0	2- 0	3- 0				
5- 1	0- 0	1- 0	AWAY	1- 0	1- 1	2- 0				
2- 1	1- 0	0- 0	NEUTRAL	0- 0	1- 0	0- 1				
11- 1	2- 0	1- 0	NON-CONFERENCE	1- 0	3- 0	4- 1				
6- 0	1- 0	0- 0	HOME	0- 0	2- 0	3- 0				
3- 0	0- 0	1- 0	AWAY	1- 0	0- 0	1- 0				
2- 1	1- 0	0- 0	NEUTRAL	0- 0	1- 0	0- 1				
4- 1	0- 0	1- 0	CONFERENCE	1- 0	1- 1	1- 0				
2- 0	0- 0	1- 0	HOME	1- 0	0- 0	0- 0				
2- 1	0- 0	0- 0	AWAY	0- 0	1- 1	1- 0				
0- 0	0- 0	0- 0	NEUTRAL	0- 0	0- 0	0- 0				

RPI 1-25				RPI 26-50				RPI 51-100				RPI 101+			
RPI	S	Opponent	Score	RPI	S	Opponent	Score	RPI	S	Opponent	Score	RPI	S	Opponent	Score
17	H	Butler	66 46	32	H	Michigan St.	68 64	80	H	Penn St.	83 75	104	A	Ohio St.	50 55
21	N	South Dakota	68 60	39	A	UCLA	67 65	91	A	Wake Forest	87 73	115	H	Northern Ill.	91 73
												127	N	Loyola Marymount	67 43
												135	H	Missouri St.	98 74
												150	A	Illinois	85 83
												152	A	Wisconsin	75 68
												180	N	Grambling	62 65
												182	H	Milwaukee	68 66
												202	H	Florida	83 64
												281	A	Oakland	59 32
												286	H	North Florida	75 52
-----															
LAST 12 Division I GAMES:															
				80	H	Penn St.	83 75	152	A	Wisconsin	75 68				
				150	A	Illinois	85 83	104	A	Ohio St.	50 55				
				21	N	South Dakota	68 60	32	H	Michigan St.	68 64				
				180	N	Grambling	62 65	17	H	Butler	66 46				
				127	N	Loyola Marymount	67 43	39	A	UCLA	67 65				
				135	H	Missouri St.	98 74	91	A	Wake Forest	87 73				

Non-Div I Games:

Indiana

Average RPI Win:	243	WON-LOST	WINNING	LAST 10	STRENGTH OF	OPP. STRENGTH	TEAM	ADJ.	CONF.	ADJ CONF.
Average RPI Loss:	137	RECORD	PCT. RANK	GAMES	SCHEDULE	OF SCHEDULE	RPI	RPI	RPI	RPI
DIV. I ONLY	7- 7	166	4-6	130	290	146	146	13	13	
DIV. I NON-CONF.	5- 5	162	0- 0	177	285	157	157	14	14	
-----										
TOTALS	RPI 1-25	RPI 26-50	W-L RECORDS	RPI 51-100	RPI 101-150	RPI 150+				
7- 7	0- 1	0- 0	OVERALL	0- 0	0- 4	7- 2				
2- 2	0- 0	0- 0	HOME	0- 0	0- 1	2- 1				
5- 4	0- 1	0- 0	AWAY	0- 0	0- 2	5- 1				
0- 1	0- 0	0- 0	NEUTRAL	0- 0	0- 1	0- 0				
5- 5	0- 1	0- 0	NON-CONFERENCE	0- 0	0- 3	5- 1				
1- 1	0- 0	0- 0	HOME	0- 0	0- 1	1- 0				
4- 3	0- 1	0- 0	AWAY	0- 0	0- 1	4- 1				
0- 1	0- 0	0- 0	NEUTRAL	0- 0	0- 1	0- 0				
2- 2	0- 0	0- 0	CONFERENCE	0- 0	0- 1	2- 1				
1- 1	0- 0	0- 0	HOME	0- 0	0- 0	1- 1				
1- 1	0- 0	0- 0	AWAY	0- 0	0- 1	1- 0				
0- 0	0- 0	0- 0	NEUTRAL	0- 0	0- 0	0- 0				

RPI 1-25				RPI 26-50				RPI 51-100				RPI 101+				Team's RPI: 146
RPI	S	Opponent	Score	RPI	S	Opponent	Score	RPI	S	Opponent	Score	RPI	S	Opponent	Score	
17	A	Butler	49 72									131	N	UC Irvine	61 77	
												135	A	Missouri St.	58 71	
												136	H	IUPUI	59 64	
												150	A	Illinois	57 75	
												166	A	Southern Ill.	61 58	
												171	H	Bradley	45 61	
												178	H	Illinois St.	59 44	
												197	A	Saint Louis	60 56	
												220	A	Eastern Ill.	39 63	
												228	A	Southeast Mo. St.	62 51	
												262	A	Marshall	62 53	
												333	A	Grand Canyon	88 81	
												338	H	UIC	60 53	
LAST 12 Division I GAMES:																
135	A	Missouri St.	58 71	171	H	Bradley	45 61									
220	A	Eastern Ill.	39 63	178	H	Illinois St.	59 44									
17	A	Butler	49 72	166	A	Southern Ill.	61 58									
338	H	UIC	60 53	228	A	Southeast Mo. St.	62 51									
150	A	Illinois	57 75	131	N	UC Irvine	61 77									
136	H	IUPUI	59 64	333	A	Grand Canyon	88 81									

Non-Div I Games: Davenport 79 43

Indiana St.

Iona

Average RPI Win:187

Average RPI Loss:156

WON-LOST RECORD

WINNING PCT. RANK

LAST 10 GAMES

STRENGTH OF SCHEDULE

OPP. STRENGTH OF SCHEDULE

TEAM RPI

ADJ. RPI

CONF. RPI

ADJ CONF. RPI

DIV. I ONLY

DIV. I NON-CONF.

1- 14

1- 10

342

330

0-10

0- 0

129

47

216

146

311

266

311

266

27

28

27

28

TOTALS

RPI 1-25

RPI 26-50

W-L RECORDS

RPI 51-100

RPI 101-150

RPI 150+

1- 14

0- 1

0- 1

OVERALL

0- 3

0- 3

1- 6

1- 8

0- 1

0- 0

HOME

0- 2

0- 2

1- 3

0- 6

0- 0

0- 1

AWAY

0- 1

0- 1

0- 3

0- 0

0- 0

0- 0

NEUTRAL

0- 0

0- 0

0- 0

1- 10

0- 1

0- 1

NON-CONFERENCE

0- 3

0- 3

1- 2

1- 5

0- 1

0- 0

HOME

0- 2

0- 2

1- 0

0- 5

0- 0

0- 1

AWAY

0- 1

0- 1

0- 2

0- 0

0- 0

0- 0

NEUTRAL

0- 0

0- 0

0- 0

0- 4

0- 0

0- 0

CONFERENCE

0- 0

0- 0

0- 4

0- 3

0- 0

0- 0

HOME

0- 0

0- 0

0- 3

0- 1

0- 0

0- 0

AWAY

0- 0

0- 0

0- 1

0- 0

0- 0

0- 0

NEUTRAL

0- 0

0- 0

0- 0

RPI 1-25

RPI 26-50

RPI 51-100

RPI 101+

Team's RPI: 311

RPI S Opponent Score

18 H Central Mich. 39 82

RPI S Opponent Score

49 A Kansas 44 75

RPI S Opponent Score

63 A Bucknell I 43 81

66 H Penn 43 66

98 H St. John's (NY) 35 61

RPI S Opponent Score

103 H Fordham 40 57

109 A Toledo 38 84

133 H Stony Brook 51 53

187 H George Washi ngton 52 43

231 A Hofstra 49 74

232 H Ni agara 46 58

246 H Monmouth 38 55

253 A Temple 39 59

285 A Si ena 47 59

301 H Cani si us 40 48

LAST 12 Di vi si on I GAMES:

246 H Monmouth 38 55

103 H Fordham 40 57

133 H Stony Brook 51 53

66 H Penn 43 66

253 A Temple 39 59

63 A Bucknell I 43 81

232 H Ni agara 46 58

301 H Cani si us 40 48

285 A Si ena 47 59

18 H Central Mi ch. 39 82

49 A Kansas 44 75

187 H George Washi ngton 52 43

Non-Di v I Games:

Iona

Loss, Non-Conf, S Site, H Home A Away N Neutral

Page 124

Average RPI Win:	132	WON-LOST	WINNING	LAST 10	STRENGTH OF	OPP. STRENGTH	TEAM	ADJ.	CONF.	ADJ CONF.
Average RPI Loss:	26	RECORD	PCT. RANK	GAMES	SCHEDULE	OF SCHEDULE	RPI	RPI	RPI	RPI
DIV. I ONLY	12- 4	53	8-2	9	31	12	12	4	4	
DIV. I NON-CONF.	9- 2	43	0- 1	18	21	10	10	5	5	
-----										
TOTALS	RPI 1-25	RPI 26-50	W-L RECORDS	RPI 51-100	RPI 101-150	RPI 150+				
12- 4	2- 1	0- 3	OVERALL	3- 0	3- 0	4- 0				
8- 0	1- 0	0- 0	HOME	2- 0	1- 0	4- 0				
3- 3	1- 1	0- 2	AWAY	1- 0	1- 0	0- 0				
1- 1	0- 0	0- 1	NEUTRAL	0- 0	1- 0	0- 0				
9- 2	2- 1	0- 1	NON-CONFERENCE	1- 0	3- 0	3- 0				
6- 0	1- 0	0- 0	HOME	1- 0	1- 0	3- 0				
2- 1	1- 1	0- 0	AWAY	0- 0	1- 0	0- 0				
1- 1	0- 0	0- 1	NEUTRAL	0- 0	1- 0	0- 0				
3- 2	0- 0	0- 2	CONFERENCE	2- 0	0- 0	1- 0				
2- 0	0- 0	0- 0	HOME	1- 0	0- 0	1- 0				
1- 2	0- 0	0- 2	AWAY	1- 0	0- 0	0- 0				
0- 0	0- 0	0- 0	NEUTRAL	0- 0	0- 0	0- 0				

RPI	S	Opponent	Score	RPI	S	Opponent	Score	RPI	S	Opponent	Score	RPI	S	Opponent	Score
1	A	Notre Dame	71 105	26	N	Florida St.	67 71	69	H	UNI	83 57	102	A	Western Ky.	104 67
10	H	Iowa St.	73 70	32	A	Michigan St.	70 84	92	H	Nebraska	77 71	136	H	IUPUI	72 58
14	A	Drake	91 82	45	A	Purdue	57 62	97	A	Minnesota	81 63	138	N	West Virginia	84 81
												152	H	Wisconsin	71 53
												159	H	Oral Roberts	90 77
												264	H	Robert Morris	92 63
												348	H	N. C. Central	106 39
-----															
LAST 12 Division I GAMES:															
152	H	Wisconsin	71 53	26	N	Florida St.	67 71	97	A	Minnesota	81 63				
92	H	Nebraska	77 71	45	A	Purdue	57 62	10	H	Iowa St.	73 70				
32	A	Michigan St.	70 84					264	H	Robert Morris	92 63				
14	A	Drake	91 82					1	A	Notre Dame	71 105				
69	H	UNI	83 57												
136	H	IUPUI	72 58												

Non-Div I Games:

Iowa

Average RPI Win:	105	WON-LOST	WINNING	LAST 10	STRENGTH OF	OPP. STRENGTH	TEAM	ADJ.	CONF.	ADJ CONF.
Average RPI Loss:	18	RECORD	PCT. RANK	GAMES	SCHEDULE	OF SCHEDULE	RPI	RPI	RPI	RPI
DIV. I ONLY	13- 3	30	8-2	2	61	10	10	3	3	
DIV. I NON-CONF.	10- 2	37	3- 0	12	73	9	9	3	3	
-----										
TOTALS	RPI 1-25	RPI 26-50	W-L RECORDS	RPI 51-100	RPI 101-150	RPI 150+				
13- 3	1- 3	3- 0	OVERALL	4- 0	1- 0	4- 0				
11- 1	1- 1	2- 0	HOME	4- 0	1- 0	3- 0				
1- 2	0- 2	1- 0	AWAY	0- 0	0- 0	0- 0				
1- 0	0- 0	0- 0	NEUTRAL	0- 0	0- 0	1- 0				
10- 2	1- 2	2- 0	NON-CONFERENCE	2- 0	1- 0	4- 0				
9- 0	1- 0	2- 0	HOME	2- 0	1- 0	3- 0				
0- 2	0- 2	0- 0	AWAY	0- 0	0- 0	0- 0				
1- 0	0- 0	0- 0	NEUTRAL	0- 0	0- 0	1- 0				
3- 1	0- 1	1- 0	CONFERENCE	2- 0	0- 0	0- 0				
2- 1	0- 1	0- 0	HOME	2- 0	0- 0	0- 0				
1- 0	0- 0	1- 0	AWAY	0- 0	0- 0	0- 0				
0- 0	0- 0	0- 0	NEUTRAL	0- 0	0- 0	0- 0				

RPI	S	Opponent	Score	RPI	S	Opponent	Score	RPI	S	Opponent	Score	RPI	S	Opponent	Score
12	A	Iowa	70 73	40	H	Miami (FL)	75 52	55	H	Arkansas	91 82	115	H	Northern Ill.	70 60
14	H	Drake	86 81	47	H	Auburn	67 64	63	H	Bucknell	86 61	191	H	North Dakota	87 35
21	A	South Dakota	59 64	49	A	Kansas	82 73	64	H	Kansas St.	96 58	193	H	Prairie View	94 46
22	H	Texas	62 64					77	H	TCU	92 54	219	N	Eastern Mich.	85 59
												232	H	Niagara	95 35
-----															
LAST 12 Division I GAMES:															
22	H	Texas	62 64	115	H	Northern Ill.	70 60	47	H	Auburn	67 64	40	H	Miami (FL)	75 52
77	H	TCU	92 54	63	H	Bucknell	86 61	14	H	Drake	86 81	191	H	North Dakota	87 35
49	A	Kansas	82 73	64	H	Kansas St.	96 58	12	A	Iowa	70 73				
63	H	Bucknell	86 61												
193	H	Prairie View	94 46												

Non-Div I Games:

Iowa St.

Average RPI Win: 338

Average RPI Loss: 179

WON-LOST  
RECORDWINNING  
PCT. RANKLAST 10  
GAMESSTRENGTH OF  
SCHEDULEOPP. STRENGTH  
OF SCHEDULETEAM  
RPIADJ.  
RPICONF.  
RPIADJ CONF.  
RPIDIV. I ONLY  
DIV. I NON-CONF.3- 10  
2- 7298  
2884-6  
0- 0309  
179302  
305331  
286331  
28629  
2629  
26

TOTALS

RPI 1-25

RPI 26-50

W-L RECORDS

RPI 51-100

RPI 101-150

RPI 150+

3- 10

0- 1

0- 0

OVERALL

0- 1

0- 1

3- 7

2- 2

0- 0

0- 0

HOME

0- 0

0- 0

2- 2

0- 7

0- 1

0- 0

AWAY

0- 1

0- 1

0- 4

1- 1

0- 0

0- 0

NEUTRAL

0- 0

0- 0

1- 1

2- 7

0- 1

0- 0

NON-CONFERENCE

0- 1

0- 1

2- 4

1- 1

0- 0

0- 0

HOME

0- 0

0- 0

1- 1

0- 5

0- 1

0- 0

AWAY

0- 1

0- 1

0- 2

1- 1

0- 0

0- 0

NEUTRAL

0- 0

0- 0

1- 1

1- 3

0- 0

0- 0

CONFERENCE

0- 0

0- 0

1- 3

1- 1

0- 0

0- 0

HOME

0- 0

0- 0

1- 1

0- 2

0- 0

0- 0

AWAY

0- 0

0- 0

0- 2

0- 0

0- 0

0- 0

NEUTRAL

0- 0

0- 0

0- 0

RPI 1-25

RPI 26-50

RPI 51-100

RPI 101+

Team's RPI: 331

RPI	S	Opponent	Score
9	A	Mississippi St.	38 105

RPI	S	Opponent	Score
-----	---	----------	-------

RPI	S	Opponent	Score
55	A	Arkansas	57 76

RPI	S	Opponent	Score
125	A	UT Arlington	63 99
155	N	Akron	57 74
168	H	Southern U.	74 76
217	H	Southeastern La.	45 50
255	A	Alabama A&M	55 58
263	A	Alabama St.	67 74
268	A	Memphis	67 68
276	A	Louisiana	61 68
326	H	Central Ark.	65 56
338	N	UIC	72 57
351	H	Alcorn	88 66

LAST 12 Division I GAMES:

255	A	Alabama A&M	55	58	168	H	Southern U.	74	76
55	A	Arkansas	57	76	351	H	Alcorn	88	66
338	N	UIC	72	57	263	A	Alabama St.	67	74
155	N	Akron	57	74	276	A	Louisiana	61	68
217	H	Southeastern La.	45	50	326	H	Central Ark.	65	56
9	A	Mississippi St.	38	105	125	A	UT Arlington	63	99

Non-Div I Games:

Spring Hill

105 57

Mississippi

88 38

Jackson St.

Loss, 
 Non-Conf, 
 S Site, 
 H Home
A Away 
 N Neutral

Average RPI Win:	296	WON-LOST	WINNING	LAST 10	STRENGTH OF	OPP. STRENGTH	TEAM	ADJ.	CONF.	ADJ CONF.
Average RPI Loss:	142	RECORD	PCT. RANK	GAMES	SCHEDULE	OF SCHEDULE	RPI	RPI	RPI	RPI
DIV. I ONLY	6- 7	193	6-4	294	247	218	218	25	25	
DIV. I NON-CONF.	4- 6	212	0- 0	195	258	199	199	27	27	
-----										
TOTALS	RPI 1-25	RPI 26-50	W-L RECORDS	RPI 51-100	RPI 101-150	RPI 150+				
6- 7	0- 0	0- 2	OVERALL	0- 2	0- 0	6- 3				
2- 1	0- 0	0- 0	HOME	0- 0	0- 0	2- 1				
4- 4	0- 0	0- 2	AWAY	0- 1	0- 0	4- 1				
0- 2	0- 0	0- 0	NEUTRAL	0- 1	0- 0	0- 1				
4- 6	0- 0	0- 2	NON-CONFERENCE	0- 2	0- 0	4- 2				
1- 1	0- 0	0- 0	HOME	0- 0	0- 0	1- 1				
3- 3	0- 0	0- 2	AWAY	0- 1	0- 0	3- 0				
0- 2	0- 0	0- 0	NEUTRAL	0- 1	0- 0	0- 1				
2- 1	0- 0	0- 0	CONFERENCE	0- 0	0- 0	2- 1				
1- 0	0- 0	0- 0	HOME	0- 0	0- 0	1- 0				
1- 1	0- 0	0- 0	AWAY	0- 0	0- 0	1- 1				
0- 0	0- 0	0- 0	NEUTRAL	0- 0	0- 0	0- 0				

RPI 1-25				RPI 26-50				RPI 51-100				RPI 101+				Team's RPI: 218
RPI	S	Opponent	Score	RPI	S	Opponent	Score	RPI	S	Opponent	Score	RPI	S	Opponent	Score	
26	A	Florida St.	46 79	73	N	Old Dominion	76 78	174	H	Mercer	71 66	251	H	Bethune-Cookman	56 58	
38	A	Texas A&M	53 73	80	A	Penn St.	61 80	255	N	Alabama A&M	60 65	273	A	Kennesaw St.	55 75	
								282	A	Liberty	64 52	317	A	FIU	73 62	
								324	H	Lipscomb	62 47	337	A	Savannah St.	68 58	
								343	A	Charleston So.	68 58					
LAST 12 Division I GAMES:																
174	H	Mercer	71 66	282	A	Liberty	64 52	273	A	Kennesaw St.	55 75					
317	A	FIU	73 62	324	H	Lipscomb	62 47	73	N	Old Dominion	76 78					
255	N	Alabama A&M	60 65	80	A	Penn St.	61 80	337	A	Savannah St.	68 58					
251	H	Bethune-Cookman	56 58	26	A	Florida St.	46 79									
343	A	Charleston So.	68 58													

Non-Div I Games: Webber Int'l 73 39 Edward Waters 100 48 Warner 105 55

Jacksonville



Average RPI Win:	261	WON-LOST	WINNING	LAST 10	STRENGTH OF	OPP. STRENGTH	TEAM	ADJ.	CONF.	ADJ CONF.
Average RPI Loss:	114	RECORD	PCT. RANK	GAMES	SCHEDULE	OF SCHEDULE	RPI	RPI	RPI	RPI
DIV. I ONLY	7- 7	166	6-4	246	187	192	192	21	21	
DIV. I NON-CONF.	5- 5	162	0- 1	201	198	183	183	20	20	
-----										
TOTALS	RPI 1-25	RPI 26-50	W-L RECORDS	RPI 51-100	RPI 101-150	RPI 150+				
7- 7	0- 0	0- 0	OVERALL	0- 4	0- 2	7- 1				
2- 3	0- 0	0- 0	HOME	0- 1	0- 1	2- 1				
5- 2	0- 0	0- 0	AWAY	0- 1	0- 1	5- 0				
0- 2	0- 0	0- 0	NEUTRAL	0- 2	0- 0	0- 0				
5- 5	0- 0	0- 0	NON-CONFERENCE	0- 3	0- 2	5- 0				
1- 2	0- 0	0- 0	HOME	0- 1	0- 1	1- 0				
4- 1	0- 0	0- 0	AWAY	0- 0	0- 1	4- 0				
0- 2	0- 0	0- 0	NEUTRAL	0- 2	0- 0	0- 0				
2- 2	0- 0	0- 0	CONFERENCE	0- 1	0- 0	2- 1				
1- 1	0- 0	0- 0	HOME	0- 0	0- 0	1- 1				
1- 1	0- 0	0- 0	AWAY	0- 1	0- 0	1- 0				
0- 0	0- 0	0- 0	NEUTRAL	0- 0	0- 0	0- 0				

RPI 1-25				RPI 26-50				RPI 51-100				RPI 101+				Team's RPI: 192
RPI	S	Opponent	Score	RPI	S	Opponent	Score	RPI	S	Opponent	Score	RPI	S	Opponent	Score	
								60	A	Bel mont	52 66	139	H	Mi ami (OH)	41 58	
								67	N	Harvard	62 69	140	A	Texas Tech	58 71	
								86	H	Troy	63 89	184	H	Georgi a St.	61 56	
								95	N	Washi ngton St.	51 64	189	A	Ole Mi ss	60 49	
												210	H	SIUE	47 51	
												220	H	Eastern Ill.	78 49	
												255	A	Al abama A&M	55 48	
												314	A	Tennessee St.	62 52	
												324	A	Li pscomb	58 46	
												340	A	Fl ori da A&M	62 31	
-----																
LAST 12 Division I GAMES:																
314	A	Tennessee St.	62 52	95	N	Washi ngton St.	51 64	210	H	SIUE	47 51	220	H	Eastern Ill.	78 49	
60	A	Bel mont	52 66	210	H	SIUE	47 51	220	H	Eastern Ill.	78 49	189	A	Ole Mi ss	60 49	
86	H	Troy	63 89	189	A	Ole Mi ss	60 49	67	N	Harvard	62 69	324	A	Li pscomb	58 46	
139	H	Mi ami (OH)	41 58	67	N	Harvard	62 69	324	A	Li pscomb	58 46					
184	H	Georgi a St.	61 56													
255	A	Al abama A&M	55 48													

Non-Div I Games: Montevallo 84 52

Jacksonville St.

Average RPI Win:	190	WON-LOST	WINNING	LAST 10	STRENGTH OF	OPP. STRENGTH	TEAM	ADJ.	CONF.	ADJ CONF.
Average RPI Loss:	106	RECORD	PCT. RANK	GAMES	SCHEDULE	OF SCHEDULE	RPI	RPI	RPI	RPI
DIV. I ONLY	12- 3	39	8-2	196	121	48	48	10	10	
DIV. I NON-CONF.	8- 3	72	0- 0	244	131	83	83	13	13	
-----										
TOTALS	RPI 1-25	RPI 26-50	W-L RECORDS	RPI 51-100	RPI 101-150	RPI 150+				
12- 3	0- 1	1- 0	OVERALL	3- 1	0- 0	8- 1				
7- 0	0- 0	1- 0	HOME	3- 0	0- 0	3- 0				
5- 3	0- 1	0- 0	AWAY	0- 1	0- 0	5- 1				
0- 0	0- 0	0- 0	NEUTRAL	0- 0	0- 0	0- 0				
8- 3	0- 1	0- 0	NON-CONFERENCE	3- 1	0- 0	5- 1				
5- 0	0- 0	0- 0	HOME	3- 0	0- 0	2- 0				
3- 3	0- 1	0- 0	AWAY	0- 1	0- 0	3- 1				
0- 0	0- 0	0- 0	NEUTRAL	0- 0	0- 0	0- 0				
4- 0	0- 0	1- 0	CONFERENCE	0- 0	0- 0	3- 0				
2- 0	0- 0	1- 0	HOME	0- 0	0- 0	1- 0				
2- 0	0- 0	0- 0	AWAY	0- 0	0- 0	2- 0				
0- 0	0- 0	0- 0	NEUTRAL	0- 0	0- 0	0- 0				

RPI 1-25				RPI 26-50				Team's RPI: 48				RPI 51-100				RPI 101+			
RPI	S	Opponent	Score	RPI	S	Opponent	Score					RPI	S	Opponent	Score	RPI	S	Opponent	Score
23	A	Maryland	63 87	29	H	Northeastern	84 49					91	A	Wake Forest	49 50	156	A	Drexel	51 35
												93	H	Georgetown	69 57	187	H	George Washington	50 37
												98	H	St. John's (NY)	64 51	198	A	Delaware	68 43
												99	H	Dayton	68 55	204	A	Hampton	65 72
																231	H	Hofstra	77 54
																264	A	Robert Morris	59 36
																282	A	Liberty	74 53
																302	H	Winthrop	56 39
																346	A	Delaware St.	103 57
LAST 12 Division I GAMES:																			
198	A	Delaware	68 43	29	H	Northeastern	84 49					231	H	Hofstra	77 54				
264	A	Robert Morris	59 36									156	A	Drexel	51 35				
98	H	St. John's (NY)	64 51									282	A	Liberty	74 53				
91	A	Wake Forest	49 50									302	H	Winthrop	56 39				
23	A	Maryland	63 87									204	A	Hampton	65 72				
99	H	Dayton	68 55																

Non-Div I Games:

James Madison

Average RPI Win:	176	WON-LOST	WINNING	LAST 10	STRENGTH OF	OPP. STRENGTH	TEAM	ADJ.	CONF.	ADJ CONF.
Average RPI Loss:	81	RECORD	PCT. RANK	GAMES	SCHEDULE	OF SCHEDULE	RPI	RPI	RPI	RPI
DIV. I ONLY	11- 3	42	7-3	142	56	49	49	3	3	
DIV. I NON-CONF.	10- 1	19	1- 0	229	102	44	44	3	3	
-----										
TOTALS	RPI 1-25	RPI 26-50	W-L RECORDS	RPI 51-100	RPI 101-150	RPI 150+				
11- 3	0- 1	1- 0	OVERALL	3- 1	0- 1	7- 0				
7- 1	0- 1	0- 0	HOME	0- 0	0- 0	7- 0				
2- 2	0- 0	1- 0	AWAY	1- 1	0- 1	0- 0				
2- 0	0- 0	0- 0	NEUTRAL	2- 0	0- 0	0- 0				
10- 1	0- 0	1- 0	NON-CONFERENCE	2- 1	0- 0	7- 0				
7- 0	0- 0	0- 0	HOME	0- 0	0- 0	7- 0				
1- 1	0- 0	1- 0	AWAY	0- 1	0- 0	0- 0				
2- 0	0- 0	0- 0	NEUTRAL	2- 0	0- 0	0- 0				
1- 2	0- 1	0- 0	CONFERENCE	1- 0	0- 1	0- 0				
0- 1	0- 1	0- 0	HOME	0- 0	0- 0	0- 0				
1- 1	0- 0	0- 0	AWAY	1- 0	0- 1	0- 0				
0- 0	0- 0	0- 0	NEUTRAL	0- 0	0- 0	0- 0				

RPI 1-25				RPI 26-50				Team's RPI: 49				RPI 51-100				RPI 101+			
RPI	S	Opponent	Score	RPI	S	Opponent	Score	RPI	S	Opponent	Score	RPI	S	Opponent	Score	RPI	S	Opponent	Score
10	H	Iowa St.	73 82	50	A	LSU	68 61	64	A	Kansas St.	61 54	140	A	Texas Tech	66 69				
								92	A	Nebraska	52 58	159	H	Oral Roberts	70 58				
								94	N	Northwestern	66 57	179	H	UMKC	67 55				
								95	N	Washington St.	71 63	180	H	Grambling	76 45				
												248	H	George Mason	77 56				
												255	H	Alabama A&M	65 54				
												297	H	Vermont	77 36				
												311	H	Iona	75 44				
-----																			
LAST 12 Division I GAMES:																			
10	H	Iowa St.	73 82	94	N	Northwestern	66 57	64	A	Kansas St.	61 54	140	A	Texas Tech	66 69				
297	H	Vermont	77 36	64	A	Kansas St.	61 54	140	A	Texas Tech	66 69	311	H	Iona	75 44				
95	N	Washington St.	71 63	140	A	Texas Tech	66 69	311	H	Iona	75 44	248	H	George Mason	77 56				
180	H	Grambling	76 45	311	H	Iona	75 44	248	H	George Mason	77 56	255	H	Alabama A&M	65 54				
92	A	Nebraska	52 58	248	H	George Mason	77 56	255	H	Alabama A&M	65 54								
50	A	LSU	68 61	255	H	Alabama A&M	65 54												

Non-Div I Games:

Kansas

Average RPI Win: 169

Average RPI Loss: 20

WON-LOST  
RECORDWINNING  
PCT. RANKLAST 10  
GAMESSTRENGTH OF  
SCHEDULEOPP. STRENGTH  
OF SCHEDULETEAM  
RPIADJ.  
RPICONF.  
RPIADJ CONF.  
RPIDIV. I ONLY  
DIV. I NON-CONF.10- 6  
9- 3102  
626-4  
0- 046  
1089  
3264  
5764  
573  
33  
3

TOTALS

RPI 1-25

RPI 26-50

W-L RECORDS

RPI 51-100

RPI 101-150

RPI 150+

10- 6

0- 4

0- 2

OVERALL

3- 0

1- 0

6- 0

8- 1

0- 0

0- 1

HOME

2- 0

0- 0

6- 0

1- 2

0- 2

0- 0

AWAY

0- 0

1- 0

0- 0

1- 3

0- 2

0- 1

NEUTRAL

1- 0

0- 0

0- 0

9- 3

0- 2

0- 1

NON-CONFERENCE

3- 0

1- 0

5- 0

7- 0

0- 0

0- 0

HOME

2- 0

0- 0

5- 0

1- 0

0- 0

0- 0

AWAY

0- 0

1- 0

0- 0

1- 3

0- 2

0- 1

NEUTRAL

1- 0

0- 0

0- 0

1- 3

0- 2

0- 1

CONFERENCE

0- 0

0- 0

1- 0

1- 1

0- 0

0- 1

HOME

0- 0

0- 0

1- 0

0- 2

0- 2

0- 0

AWAY

0- 0

0- 0

0- 0

0- 0

0- 0

0- 0

NEUTRAL

0- 0

0- 0

0- 0

RPI 1-25

RPI	S	Opponent	Score
3	A	Baylor	50 65
4	N	Syracuse	61 70
10	A	Iowa St.	58 96
15	N	Arizona St.	51 65

RPI 26-50

RPI	S	Opponent	Score
36	N	DePaul	59 79
49	H	Kansas	54 61

RPI 51-100

Team's RPI: 64

RPI	S	Opponent	Score
69	H	UNI	72 62
76	H	Lamar University	73 55
89	N	Princeton	80 61

RPI 101+

RPI	S	Opponent	Score
128	A	Little Rock	53 47
153	H	Oklahoma	86 56
173	H	Vanderbilt	72 61
179	H	UMKC	61 50
200	H	North Texas	60 42
300	H	Omaha	61 46
326	H	Central Ark.	70 54

LAST 12 Division I GAMES:

10	A	Iowa St.	58	96	49	H	Kansas	54	61
69	H	UNI	72	62	3	A	Baylor	50	65
326	H	Central Ark.	70	54	153	H	Oklahoma	86	56
15	N	Arizona St.	51	65	173	H	Vanderbilt	72	61
128	A	Little Rock	53	47	89	N	Princeton	80	61
76	H	Lamar University	73	55	36	N	DePaul	59	79

Non-Div I Games:

Kansas St.

Loss, Non-Conf, S Site, H Home A Away N Neutral

Average RPI Win:	264	WON-LOST	WINNING	LAST 10	STRENGTH OF	OPP. STRENGTH	TEAM	ADJ.	CONF.	ADJ CONF.
Average RPI Loss:	166	RECORD	PCT. RANK	GAMES	SCHEDULE	OF SCHEDULE	RPI	RPI	RPI	RPI
DIV. I ONLY	4- 10	271	3-7	194	316	273	273	25	25	
DIV. I NON-CONF.	3- 9	271	0- 0	152	304	274	274	27	27	
<hr/>										
TOTALS	RPI 1-25	RPI 26-50	W-L RECORDS	RPI 51-100	RPI 101-150	RPI 150+				
4- 10	0- 0	0- 2	OVERALL	0- 1	0- 1	4- 6				
3- 0	0- 0	0- 0	HOME	0- 0	0- 0	3- 0				
0- 6	0- 0	0- 1	AWAY	0- 1	0- 0	0- 4				
1- 4	0- 0	0- 1	NEUTRAL	0- 0	0- 1	1- 2				
3- 9	0- 0	0- 2	NON-CONFERENCE	0- 1	0- 1	3- 5				
2- 0	0- 0	0- 0	HOME	0- 0	0- 0	2- 0				
0- 5	0- 0	0- 1	AWAY	0- 1	0- 0	0- 3				
1- 4	0- 0	0- 1	NEUTRAL	0- 0	0- 1	1- 2				
1- 1	0- 0	0- 0	CONFERENCE	0- 0	0- 0	1- 1				
1- 0	0- 0	0- 0	HOME	0- 0	0- 0	1- 0				
0- 1	0- 0	0- 0	AWAY	0- 0	0- 0	0- 1				
0- 0	0- 0	0- 0	NEUTRAL	0- 0	0- 0	0- 0				

RPI	S	Opponent	Score	RPI	S	Opponent	Score	RPI	S	Opponent	Score	RPI	S	Opponent	Score
32	N	Michigan St.	51 75	85	A	Seton Hall	80 102	101	N	Idaho St.	49 60	174	A	Mercer	48 64
33	A	Georgia Tech	35 60					184	A	Georgia St.	73 79	196	A	East Carolina	56 68
								208	H	Furman	74 63	218	H	Jacksonville	75 55
								251	N	Bethune-Cookman	61 64	280	H	Ga. Southern	78 59
								292	N	UMBC	53 57	310	A	NJIT	60 66
								348	N	N.C. Central	78 54				
<hr/>															
LAST 12 Division I GAMES:															
251	N	Bethune-Cookman	61 64	218	H	Jacksonville	75 55	310	A	NJIT	60 66	348	N	N.C. Central	78 54
33	A	Georgia Tech	35 60					101	N	Idaho St.	49 60	196	A	East Carolina	56 68
184	A	Georgia St.	73 79					208	H	Furman	74 63				
174	A	Mercer	48 64												
280	H	Ga. Southern	78 59												
32	N	Michigan St.	51 75												

Non-Div I Games: Middle Ga. St. 80 70

Kennesaw St.

Average RPI	Win:	211	WON-LOST	WINNING	LAST 10	STRENGTH OF	OPP. STRENGTH	TEAM	ADJ.	CONF.	ADJ CONF.
Average RPI	Loss:	67	RECORD	PCT. RANK	GAMES	SCHEDULE	OF SCHEDULE	RPI	RPI	RPI	RPI
DIV. I ONLY		9- 4		77	8-2	146	116	71	71	8	8
DIV. I NON-CONF.		6- 4		125	0- 0	215	78	117	117	8	8
-----											
TOTALS	RPI 1-25		RPI 26-50		W-L RECORDS	RPI 51-100		RPI 101-150		RPI 150+	
9- 4	0- 1		0- 1		OVERALL	0- 1		3- 1		6- 0	
5- 1	0- 0		0- 0		HOME	0- 0		2- 1		3- 0	
4- 3	0- 1		0- 1		AWAY	0- 1		1- 0		3- 0	
0- 0	0- 0		0- 0		NEUTRAL	0- 0		0- 0		0- 0	
6- 4	0- 1		0- 1		NON-CONFERENCE	0- 1		1- 1		5- 0	
3- 1	0- 0		0- 0		HOME	0- 0		1- 1		2- 0	
3- 3	0- 1		0- 1		AWAY	0- 1		0- 0		3- 0	
0- 0	0- 0		0- 0		NEUTRAL	0- 0		0- 0		0- 0	
3- 0	0- 0		0- 0		CONFERENCE	0- 0		2- 0		1- 0	
2- 0	0- 0		0- 0		HOME	0- 0		1- 0		1- 0	
1- 0	0- 0		0- 0		AWAY	0- 0		1- 0		0- 0	
0- 0	0- 0		0- 0		NEUTRAL	0- 0		0- 0		0- 0	

RPI 1-25				RPI 26-50				RPI 51-100				Team's RPI : 71				RPI 101+			
RPI	S	Opponent	Score	RPI	S	Opponent	Score	RPI	S	Opponent	Score	RPI	S	Opponent	Score	RPI	S	Opponent	Score
8	A	NC State	61 78	46	A	North Carolina	60 73	81	A	Wright St.	55 61	109	A	Toledo	58 47	115	H	Northern Ill.	87 78
												119	H	Youngstown St.	62 34	134	H	Duquesne	72 77
												212	A	St. Bonaventure	76 64	219	H	Eastern Mich.	71 64
												264	A	Robert Morris	54 46	267	H	Northern Ky.	62 61
												281	H	Oakland	75 65	310	A	NJIT	57 40
LAST 12 Division I GAMES:																			
310	A	NJIT	57 40	109	A	Toledo	58 47												
212	A	St. Bonaventure	76 64	115	H	Northern Ill.	87 78												
264	A	Robert Morris	54 46	219	H	Eastern Mich.	71 64												
81	A	Wright St.	55 61	281	H	Oakland	75 65												
134	H	Duquesne	72 77	267	H	Northern Ky.	62 61												
119	H	Youngstown St.	62 34	8	A	NC State	61 78												

Non-Div I Games: Clarion 92 38

Kent St.

Average RPI Win:	158	WON-LOST	WINNING	LAST 10	STRENGTH OF	OPP. STRENGTH	TEAM	ADJ.	CONF.	ADJ CONF.
Average RPI Loss:	68	RECORD	PCT. RANK	GAMES	SCHEDULE	OF SCHEDULE	RPI	RPI	RPI	RPI
DIV. I ONLY	15- 3	24	7-3	116	33	31	31	6	6	
DIV. I NON-CONF.	13- 1	9	0- 0	146	59	21	21	6	6	
-----										
TOTALS	RPI 1-25	RPI 26-50	W-L RECORDS	RPI 51-100	RPI 101-150	RPI 150+				
15- 3	0- 2	3- 0	OVERALL	1- 0	2- 0	9- 1				
11- 1	0- 0	0- 0	HOME	1- 0	1- 0	9- 1				
1- 2	0- 2	1- 0	AWAY	0- 0	0- 0	0- 0				
3- 0	0- 0	2- 0	NEUTRAL	0- 0	1- 0	0- 0				
13- 1	0- 1	2- 0	NON-CONFERENCE	1- 0	2- 0	8- 0				
10- 0	0- 0	0- 0	HOME	1- 0	1- 0	8- 0				
0- 1	0- 1	0- 0	AWAY	0- 0	0- 0	0- 0				
3- 0	0- 0	2- 0	NEUTRAL	0- 0	1- 0	0- 0				
2- 2	0- 1	1- 0	CONFERENCE	0- 0	0- 0	1- 1				
1- 1	0- 0	0- 0	HOME	0- 0	0- 0	1- 1				
1- 1	0- 1	1- 0	AWAY	0- 0	0- 0	0- 0				
0- 0	0- 0	0- 0	NEUTRAL	0- 0	0- 0	0- 0				

RPI 1-25				RPI 26-50				RPI 51-100				RPI 101+			
RPI	S	Opponent	Score	RPI	S	Opponent	Score	RPI	S	Opponent	Score	RPI	S	Opponent	Score
6	A	Louisville	75 80	30	A	Tennessee	73 71	62	H	Middle Tenn.	72 55	113	H	Virginia	63 51
9	A	Mississippi St.	71 86	39	N	UCLA	75 74					147	N	South Fla.	85 63
				46	N	North Carolina	85 75					162	H	High Point	71 49
												168	H	Southern U.	91 41
												173	H	Vanderbilt	77 55
												183	H	Morehead St.	87 57
												185	H	Rhode Island	75 52
												189	H	Ole Miss	49 55
												235	H	Sacred Heart	71 43
												249	H	Murray St.	88 49
												263	H	Alabama St.	87 35
												320	H	Western Caro.	99 39
-----															
LAST 12 Division I GAMES:															
173	H	Vanderbilt	77 55	189	H	Ole Miss	49 55	30	A	Tennessee	73 71	9	A	Mississippi St.	71 86
235	H	Sacred Heart	71 43									185	H	Rhode Island	75 52
249	H	Murray St.	88 49									183	H	Morehead St.	87 57
320	H	Western Caro.	99 39									46	N	North Carolina	85 75
62	H	Middle Tenn.	72 55												
6	A	Louisville	75 80												

Non-Div I Games:

Kentucky

Average RPI Win:	328	WON-LOST	WINNING	LAST 10	STRENGTH OF	OPP. STRENGTH	TEAM	ADJ.	CONF.	ADJ CONF.
Average RPI Loss:	249	RECORD	PCT. RANK	GAMES	SCHEDULE	OF SCHEDULE	RPI	RPI	RPI	RPI
DIV. I ONLY	1- 14	342	1-9	334	337	350	350	31	31	
DIV. I NON-CONF.	1- 10	330	0- 0	330	341	350	350	31	31	
-----										
TOTALS	RPI 1-25	RPI 26-50	W-L RECORDS	RPI 51-100	RPI 101-150	RPI 150+				
1- 14	0- 0	0- 0	OVERALL	0- 1	0- 2	1- 11				
1- 5	0- 0	0- 0	HOME	0- 0	0- 0	1- 5				
0- 8	0- 0	0- 0	AWAY	0- 1	0- 1	0- 6				
0- 1	0- 0	0- 0	NEUTRAL	0- 0	0- 1	0- 0				
1- 10	0- 0	0- 0	NON-CONFERENCE	0- 1	0- 2	1- 7				
1- 3	0- 0	0- 0	HOME	0- 0	0- 0	1- 3				
0- 6	0- 0	0- 0	AWAY	0- 1	0- 1	0- 4				
0- 1	0- 0	0- 0	NEUTRAL	0- 0	0- 1	0- 0				
0- 4	0- 0	0- 0	CONFERENCE	0- 0	0- 0	0- 4				
0- 2	0- 0	0- 0	HOME	0- 0	0- 0	0- 2				
0- 2	0- 0	0- 0	AWAY	0- 0	0- 0	0- 2				
0- 0	0- 0	0- 0	NEUTRAL	0- 0	0- 0	0- 0				

RPI 1-25				RPI 26-50				RPI 51-100				RPI 101+				Team's RPI: 350	
RPI	S	Opponent	Score	RPI	S	Opponent	Score	RPI	S	Opponent	Score	RPI	S	Opponent	Score		
								59	A	Michigan	38	83	116	A	Lehigh	38	72
												131	N	UC Irvine	71	84	
												233	H	Saint Francis (PA)	66	80	
												235	A	Sacred Heart	53	75	
												264	H	Robert Morris	37	89	
												275	A	Bryant	62	69	
												278	H	UMass Lowell	64	69	
												284	A	Fairfield	43	71	
												308	H	Army West Point	42	57	
												310	H	NJIT	51	72	
												319	A	Saint Peter's	59	86	
												328	H	Lafayette	55	50	
												333	A	Grand Canyon	62	65	
												339	A	Manhattan	46	61	
LAST 12 Division I GAMES:																	
275	A	Bryant	62	69	264	H	Robert Morris	37	89								
328	H	Lafayette	55	50	233	H	Saint Francis (PA)	66	80								
116	A	Lehigh	38	72	235	A	Sacred Heart	53	75								
310	H	NJIT	51	72	333	A	Grand Canyon	62	65								
59	A	Michigan	38	83	131	N	UC Irvine	71	84								
278	H	UMass Lowell	64	69	319	A	Saint Peter's	59	86								

Non-Div I Games:

LIU Brooklyn



Average RPI Win:	167	WON-LOST	WINNING	LAST 10	STRENGTH OF	OPP. STRENGTH	TEAM	ADJ.	CONF.	ADJ CONF.
Average RPI Loss:	51	RECORD	PCT. RANK	GAMES	SCHEDULE	OF SCHEDULE	RPI	RPI	RPI	RPI
DIV. I ONLY	11- 5	81	7-3	39	138	50	50	6	6	
DIV. I NON-CONF.	9- 3	62	0- 0	60	197	55	55	6	6	
-----										
TOTALS	RPI 1-25	RPI 26-50	W-L RECORDS	RPI 51-100	RPI 101-150	RPI 150+				
11- 5	0- 2	2- 1	OVERALL	1- 2	2- 0	6- 0				
8- 3	0- 1	1- 1	HOME	1- 1	2- 0	4- 0				
3- 2	0- 1	1- 0	AWAY	0- 1	0- 0	2- 0				
0- 0	0- 0	0- 0	NEUTRAL	0- 0	0- 0	0- 0				
9- 3	0- 1	1- 1	NON-CONFERENCE	1- 1	2- 0	5- 0				
7- 2	0- 0	0- 1	HOME	1- 1	2- 0	4- 0				
2- 1	0- 1	1- 0	AWAY	0- 0	0- 0	1- 0				
0- 0	0- 0	0- 0	NEUTRAL	0- 0	0- 0	0- 0				
2- 2	0- 1	1- 0	CONFERENCE	0- 1	0- 0	1- 0				
1- 1	0- 1	1- 0	HOME	0- 0	0- 0	0- 0				
1- 1	0- 0	0- 0	AWAY	0- 1	0- 0	1- 0				
0- 0	0- 0	0- 0	NEUTRAL	0- 0	0- 0	0- 0				

RPI 1-25				RPI 26-50				RPI 51-100				RPI 101+			
RPI	S	Opponent	Score	RPI	S	Opponent	Score	RPI	S	Opponent	Score	RPI	S	Opponent	Score
20	A	Rutgers	43 57	26	A	Florida St.	58 45	74	H	Tulane	54 56	128	H	Little Rock	60 45
25	H	South Carolina	53 76	38	H	Texas A&M	63 52	82	H	Northern Colo.	62 57	147	H	South Fla.	78 49
				49	H	Kansas	61 68	87	A	Georgia	50 63	176	H	Nicholls St.	76 44
												189	A	Ole Miss	55 41
												214	H	Sam Houston St.	66 52
												217	H	Southeastern La.	72 52
												276	A	Louisiana	76 54
												345	H	McNeese	86 36
-----															
LAST 12 Division I GAMES:															
87	A	Georgia	50 63	25	H	South Carolina	53 76	189	A	Ole Miss	55 41	38	H	Texas A&M	63 52
147	H	South Fla.	78 49	49	H	Kansas	61 68	82	H	Northern Colo.	62 57	176	H	Nicholls St.	76 44
217	H	Southeastern La.	72 52	20	A	Rutgers	43 57	74	H	Tulane	54 56	276	A	Louisiana	76 54
276	A	Louisiana	76 54					87	A	Georgia	50 63	345	H	McNeese	86 36
176	H	Nicholls St.	76 44					82	H	Northern Colo.	62 57	49	H	Kansas	61 68
20	A	Rutgers	43 57					74	H	Tulane	54 56	128	H	Little Rock	60 45

Non-Div I Games:

LSU

Average RPI Win:	237	WON-LOST	WINNING	LAST 10	STRENGTH OF	OPP. STRENGTH	TEAM	ADJ.	CONF.	ADJ CONF.
Average RPI Loss:	133	RECORD	PCT. RANK	GAMES	SCHEDULE	OF SCHEDULE	RPI	RPI	RPI	RPI
DIV. I ONLY	3- 14	316	3-7	101	209	256	256	17	17	
DIV. I NON-CONF.	3- 11	292	0- 0	118	211	254	254	17	17	
-----										
TOTALS	RPI 1-25	RPI 26-50	W-L RECORDS	RPI 51-100	RPI 101-150	RPI 150+				
3- 14	0- 0	0- 1	OVERALL	0- 6	0- 1	3- 6				
1- 4	0- 0	0- 0	HOME	0- 1	0- 0	1- 3				
0- 10	0- 0	0- 1	AWAY	0- 5	0- 1	0- 3				
2- 0	0- 0	0- 0	NEUTRAL	0- 0	0- 0	2- 0				
3- 11	0- 0	0- 1	NON-CONFERENCE	0- 5	0- 1	3- 4				
1- 3	0- 0	0- 0	HOME	0- 1	0- 0	1- 2				
0- 8	0- 0	0- 1	AWAY	0- 4	0- 1	0- 2				
2- 0	0- 0	0- 0	NEUTRAL	0- 0	0- 0	2- 0				
0- 3	0- 0	0- 0	CONFERENCE	0- 1	0- 0	0- 2				
0- 1	0- 0	0- 0	HOME	0- 0	0- 0	0- 1				
0- 2	0- 0	0- 0	AWAY	0- 1	0- 0	0- 1				
0- 0	0- 0	0- 0	NEUTRAL	0- 0	0- 0	0- 0				

RPI	S	Opponent	Score	RPI	S	Opponent	Score	RPI	S	Opponent	Score	RPI	S	Opponent	Score	Team's RPI: 256
34	A	Oregon St.	46 100	52	A	Villanova	68 81	108	A	Providence	47 77	156	H	Drexel	43 58	
				66	A	Penn	34 65	164	A	VCU	38 68	167	N	Pepperdine	62 55	
				67	A	Harvard	43 88	181	H	Massachusetts	60 74	225	H	Howard	54 57	
				90	A	Towson	68 92	253	A	Temple	47 75	264	A	Robert Morris	39 67	
				98	H	St. John's (NY)	57 83	267	N	Northern Ky.	74 56	277	H	Norfolk St.	62 52	
				99	A	Dayton	45 84									
LAST 12 Division I GAMES:																
253	A	Temple	47 75	181	H	Massachusetts	60 74	164	A	VCU	38 68	99	A	Dayton	45 84	
108	A	Providence	47 77	66	A	Penn	34 65	34	A	Oregon St.	46 100	156	H	Drexel	43 58	
167	N	Pepperdine	62 55	67	A	Harvard	43 88									
267	N	Northern Ky.	74 56	90	A	Towson	68 92									
98	H	St. John's (NY)	57 83	98	H	St. John's (NY)	57 83									
277	H	Norfolk St.	62 52	99	A	Dayton	45 84									

Non-Div I Games:

La Salle

Average RPI Win: 304		WON-LOST RECORD	WINNING PCT. RANK	LAST 10 GAMES	STRENGTH OF SCHEDULE	OPP. STRENGTH OF SCHEDULE	TEAM RPI	ADJ. RPI	CONF. RPI	ADJ CONF. RPI
Average RPI Loss: 187										
DIV. I ONLY		5- 8	231	4-6	345	225	312	312	15	15
DIV. I NON-CONF.		4- 5	190	0- 0	347	292	317	317	16	16
TOTALS		RPI 1-25	RPI 26-50	W-L RECORDS		RPI 51-100	RPI 101-150	RPI 150+		
5- 8	0- 0		0- 0	OVERALL		0- 0	0- 3	5- 5		
3- 2	0- 0		0- 0	HOME		0- 0	0- 0	3- 2		
2- 6	0- 0		0- 0	AWAY		0- 0	0- 3	2- 3		
0- 0	0- 0		0- 0	NEUTRAL		0- 0	0- 0	0- 0		
4- 5	0- 0		0- 0	NON-CONFERENCE		0- 0	0- 1	4- 4		
2- 1	0- 0		0- 0	HOME		0- 0	0- 0	2- 1		
2- 4	0- 0		0- 0	AWAY		0- 0	0- 1	2- 3		
0- 0	0- 0		0- 0	NEUTRAL		0- 0	0- 0	0- 0		
1- 3	0- 0		0- 0	CONFERENCE		0- 0	0- 2	1- 1		
1- 1	0- 0		0- 0	HOME		0- 0	0- 0	1- 1		
0- 2	0- 0		0- 0	AWAY		0- 0	0- 2	0- 0		
0- 0	0- 0		0- 0	NEUTRAL		0- 0	0- 0	0- 0		

RPI 1-25				RPI 26-50				RPI 51-100				RPI 101+				Team's RPI: 312	
RPI	S	Opponent	Score	RPI	S	Opponent	Score	RPI	S	Opponent	Score	RPI	S	Opponent	Score		
												122	A	Arkansas St.	54	64	
												128	A	Little Rock	44	63	
												140	A	Texas Tech	42	86	
												176	H	Nicholls St.	54	55	
												184	H	Georgia St.	41	56	
												217	A	Southeastern La.	42	49	
												239	A	SMU	38	49	
												269	H	Mississippi Val.	72	65	
												280	H	Ga. Southern	58	57	
												290	A	Houston Baptist	60	68	
												298	A	New Orleans	57	44	
												329	A	Northwestern St.	63	55	
												345	H	McNeese	69	60	
LAST 12 Division I GAMES:																	
				128	A	Little Rock	44	63				184	H	Georgia St.	41	56	
				290	A	Houston Baptist	60	68				280	H	Ga. Southern	58	57	
				217	A	Southeastern La.	42	49				122	A	Arkansas St.	54	64	
				176	H	Nicholls St.	54	55				298	A	New Orleans	57	44	
				269	H	Mississippi Val.	72	65				345	H	McNeese	69	60	
				329	A	Northwestern St.	63	55				140	A	Texas Tech	42	86	

Non-Div I Games:	LSU-Alexandria	93	62	Ark.-Monticello	70	39
------------------	----------------	----	----	-----------------	----	----

La. -Monroe

■ Loss, ■ Non-Conf, S Site, H Home A Away N Neutral

Average RPI Win:	284	WON-LOST	WINNING	LAST 10	STRENGTH OF	OPP. STRENGTH	TEAM	ADJ.	CONF.	ADJ CONF.
Average RPI Loss:	236	RECORD	PCT. RANK	GAMES	SCHEDULE	OF SCHEDULE	RPI	RPI	RPI	RPI
DIV. I ONLY	6- 9	224	3-7	346	328	328	328	20	20	
DIV. I NON-CONF.	5- 6	177	0- 1	351	320	344	344	24	24	
-----										
TOTALS	RPI 1-25	RPI 26-50	W-L RECORDS	RPI 51-100	RPI 101-150	RPI 150+				
6- 9	0- 0	0- 0	OVERALL	0- 1	0- 1	6- 7				
4- 4	0- 0	0- 0	HOME	0- 1	0- 1	4- 2				
2- 4	0- 0	0- 0	AWAY	0- 0	0- 0	2- 4				
0- 1	0- 0	0- 0	NEUTRAL	0- 0	0- 0	0- 1				
5- 6	0- 0	0- 0	NON-CONFERENCE	0- 0	0- 0	5- 6				
3- 2	0- 0	0- 0	HOME	0- 0	0- 0	3- 2				
2- 3	0- 0	0- 0	AWAY	0- 0	0- 0	2- 3				
0- 1	0- 0	0- 0	NEUTRAL	0- 0	0- 0	0- 1				
1- 3	0- 0	0- 0	CONFERENCE	0- 1	0- 1	1- 1				
1- 2	0- 0	0- 0	HOME	0- 1	0- 1	1- 0				
0- 1	0- 0	0- 0	AWAY	0- 0	0- 0	0- 1				
0- 0	0- 0	0- 0	NEUTRAL	0- 0	0- 0	0- 0				

RPI 1-25				RPI 26-50				RPI 51-100				RPI 101+				Team's RPI: 328
RPI	S	Opponent	Score	RPI	S	Opponent	Score	RPI	S	Opponent	Score	RPI	S	Opponent	Score	
								63	H	Bucknell	47 56	116	H	Lehigh	43 70	
												195	H	Cornell	59 62	
												198	N	Delaware	47 65	
												241	H	Binghamton	59 50	
												245	H	Holy Cross	73 63	
												246	H	Monmouth	73 69	
												272	A	Colgate	49 60	
												274	A	Fla. Atlantic	49 53	
												296	H	Albany (NY)	67 66	
												319	H	Saint Peter's	60 62	
												327	A	Wagner	66 43	
												339	A	Manhattan	49 60	
												349	A	Fairleigh Dickinson	63 57	
												350	A	LIU Brooklyn	50 55	
LAST 12 Division I GAMES:																
245	H	Holy Cross	73 63	198	N	Delaware	47 65									
116	H	Lehigh	43 70	63	H	Bucknell	47 56									
350	A	LIU Brooklyn	50 55	272	A	Colgate	49 60									
195	H	Cornell	59 62	296	H	Albany (NY)	67 66									
246	H	Monmouth	73 69	274	A	Fla. Atlantic	49 53									
339	A	Manhattan	49 60	319	H	Saint Peter's	60 62									

Non-Div I Games:

Lafayette

Average RPI Win: 227

Average RPI Loss: 71

WON-LOST  
RECORDWINNING  
PCT. RANKLAST 10  
GAMESSTRENGTH OF  
SCHEDULEOPP. STRENGTH  
OF SCHEDULETEAM  
RPIADJ.  
RPICONF.  
RPIADJ CONF.  
RPIDIV. I ONLY  
DIV. I NON-CONF.7- 4  
3- 4100  
1997-3  
0- 0115  
5189  
8076  
2876  
2826  
2226  
22

TOTALS

RPI 1-25

RPI 26-50

W-L RECORDS

RPI 51-100

RPI 101-150

RPI 150+

7- 4 0- 1  
4- 0 0- 0  
3- 3 0- 1  
0- 1 0- 01- 0  
0- 0  
1- 0  
0- 0OVERALL  
HOME  
AWAY  
NEUTRAL1- 2  
1- 0  
0- 1  
0- 10- 0  
0- 0  
0- 0  
0- 05- 1  
3- 0  
2- 1  
0- 03- 4 0- 1  
1- 0 0- 0  
2- 3 0- 1  
0- 1 0- 01- 0  
0- 0  
1- 0  
0- 0NON-CONFERENCE  
HOME  
AWAY  
NEUTRAL1- 2  
1- 0  
0- 1  
0- 10- 0  
0- 0  
0- 0  
0- 01- 1  
0- 0  
1- 1  
0- 04- 0 0- 0  
3- 0 0- 0  
1- 0 0- 0  
0- 0 0- 00- 0  
0- 0  
0- 0  
0- 0CONFERENCE  
HOME  
AWAY  
NEUTRAL0- 0  
0- 0  
0- 0  
0- 00- 0  
0- 0  
0- 0  
0- 04- 0  
3- 0  
1- 0  
0- 0

RPI 1-25

RPI 26-50

RPI 51-100

Team's RPI: 76

RPI 101+

RPI S Opponent Score  
9 A Mississippi St. 53 104RPI S Opponent Score  
38 A Texas A&M 74 68RPI S Opponent Score  
51 N Ohio 62 87  
64 A Kansas St. 55 73  
75 H Pacific 82 66RPI S Opponent Score  
161 A Denver 110 117  
276 A Louisiana 79 77  
289 H A&M-Corpus Christi 76 58  
290 H Houston Baptist 63 50  
298 A New Orleans 79 57  
326 H Central Ark. 57 37

LAST 12 Division I GAMES:

290 H Houston Baptist 63 50  
75 H Pacific 82 66  
64 A Kansas St. 55 73  
38 A Texas A&M 74 68  
51 N Ohio 62 87  
161 A Denver 110 117326 H Central Ark. 57 37  
298 A New Orleans 79 57  
289 H A&M-Corpus Christi 76 58  
9 A Mississippi St. 53 104  
276 A Louisiana 79 77

Non-Div I Games:

LeTourneau

104 27

Louisiana Col.

94 43

McMurry

100 37

Howard Payne

93 37

Lamar University

Average RPI Win: 262

Average RPI Loss: 79

WON-LOST  
RECORDWINNING  
PCT. RANKLAST 10  
GAMESSTRENGTH OF  
SCHEDULEOPP. STRENGTH  
OF SCHEDULETEAM  
RPIADJ.  
RPICONF.  
RPIADJ CONF.  
RPIDIV. I ONLY  
DIV. I NON-CONF.10- 4  
7- 369  
837-3  
0- 1180  
207289  
230116  
140116  
14020  
2420  
24

TOTALS

RPI 1-25

RPI 26-50

W-L RECORDS

RPI 51-100

RPI 101-150

RPI 150+

10- 4

0- 1

0- 0

OVERALL

0- 1

0- 2

10- 0

6- 2

0- 0

0- 0

HOME

0- 1

0- 1

6- 0

4- 2

0- 1

0- 0

AWAY

0- 0

0- 1

4- 0

0- 0

0- 0

0- 0

NEUTRAL

0- 0

0- 0

0- 0

7- 3

0- 1

0- 0

NON-CONFERENCE

0- 1

0- 1

7- 0

5- 2

0- 0

0- 0

HOME

0- 1

0- 1

5- 0

2- 1

0- 1

0- 0

AWAY

0- 0

0- 0

2- 0

0- 0

0- 0

0- 0

NEUTRAL

0- 0

0- 0

0- 0

3- 1

0- 0

0- 0

CONFERENCE

0- 0

0- 1

3- 0

1- 0

0- 0

0- 0

HOME

0- 0

0- 0

1- 0

2- 1

0- 0

0- 0

AWAY

0- 0

0- 1

2- 0

0- 0

0- 0

0- 0

NEUTRAL

0- 0

0- 0

0- 0

RPI 1-25

RPI 26-50

RPI 51-100

RPI 101+

Team's RPI: 116

RPI	S	Opponent	Score
1	A	Notre Dame	68 95

RPI	S	Opponent	Score
52	H	Villanova	48 70

RPI	S	Opponent	Score
120	A	Boston U.	45 58
141	H	Charlotte	60 62
195	H	Cornell	67 54
201	A	Navy	56 38
235	H	Sacred Heart	70 66
241	A	Binghamton	65 55
245	H	Holy Cross	64 55
246	H	Monmouth	63 48
277	H	Norfolk St.	62 41
303	A	Central Conn. St.	88 62
328	A	Lafayette	70 43
350	H	LIU Brooklyn	72 38

RPI	S	Opponent	Score
120	A	Boston U.	45 58
141	H	Charlotte	60 62
195	H	Cornell	67 54
201	A	Navy	56 38
235	H	Sacred Heart	70 66
241	A	Binghamton	65 55
245	H	Holy Cross	64 55
246	H	Monmouth	63 48
277	H	Norfolk St.	62 41
303	A	Central Conn. St.	88 62
328	A	Lafayette	70 43
350	H	LIU Brooklyn	72 38

LAST 12 Division I GAMES:

328	A	Lafayette	70 43
1	A	Notre Dame	68 95
350	H	LIU Brooklyn	72 38
235	H	Sacred Heart	70 66
195	H	Cornell	67 54
277	H	Norfolk St.	62 41

141	H	Charlotte	60 62
120	A	Boston U.	45 58
245	H	Holy Cross	64 55
201	A	Navy	56 38
241	A	Binghamton	65 55
52	H	Villanova	48 70

Non-Div I Games:

Kutztown

73 39

Lehigh

■ Loss, 
 ■ Non-Conf, S Site, 
 ■ Home 
 ■ Away 
 N Neutral

Average RPI Win: 213  
Average RPI Loss: 166

WON-LOST  
RECORD

WINNING  
PCT. RANK

LAST 10  
GAMES

STRENGTH OF  
SCHEDULE

OPP. STRENGTH  
OF SCHEDULE

TEAM  
RPI

ADJ.  
RPI

CONF.  
RPI

ADJ CONF.  
RPI

DIV. I ONLY	3- 12	306	3-7	193	224	282	282	25	25
DIV. I NON-CONF.	3- 9	271	0- 1	182	232	268	268	27	27
<hr/>									
TOTALS	RPI 1-25	RPI 26-50	W-L RECORDS	RPI 51-100	RPI 101-150	RPI 150+			
3- 12	0- 1	0- 1	OVERALL	0- 2	1- 2	2- 6			
1- 3	0- 0	0- 1	HOME	0- 1	0- 0	1- 1			
1- 6	0- 0	0- 0	AWAY	0- 1	0- 1	1- 4			
1- 3	0- 1	0- 0	NEUTRAL	0- 0	1- 1	0- 1			
3- 9	0- 1	0- 1	NON-CONFERENCE	0- 1	1- 2	2- 4			
1- 2	0- 0	0- 1	HOME	0- 1	0- 0	1- 0			
1- 4	0- 0	0- 0	AWAY	0- 0	0- 1	1- 3			
1- 3	0- 1	0- 0	NEUTRAL	0- 0	1- 1	0- 1			
0- 3	0- 0	0- 0	CONFERENCE	0- 1	0- 0	0- 2			
0- 1	0- 0	0- 0	HOME	0- 0	0- 0	0- 1			
0- 2	0- 0	0- 0	AWAY	0- 1	0- 0	0- 1			
0- 0	0- 0	0- 0	NEUTRAL	0- 0	0- 0	0- 0			

RPI 1-25				RPI 26-50				RPI 51-100				RPI 101+ Team's RPI: 282			
RPI	S	Opponent	Score	RPI	S	Opponent	Score	RPI	S	Opponent	Score	RPI	S	Opponent	Score
19	N	UCF	45 53	48	H	James Madison	53 74	78	H	Virginia Tech	61 72	132	A	Chattanooga	60 75
								88	A	FGCU	50 68	134	N	Duquesne	55 51
												141	N	Charlotte	61 63
												196	A	East Carolina	63 66
												218	H	Jacksonville	52 64
												224	A	Stetson	52 69
												233	H	Saint Francis (PA)	82 53
												251	A	Bethune-Cookman	76 81
												271	A	ETSU	89 86
												277	N	Norfolk St.	53 66
												325	A	UNC Greensboro	45 48
<hr/>															
LAST 12 Division I GAMES:															
134	N	Duquesne	55 51	277	N	Norfolk St.	53 66								
19	N	UCF	45 53	218	H	Jacksonville	52 64								
325	A	UNC Greensboro	45 48	224	A	Stetson	52 69								
196	A	East Carolina	63 66	88	A	FGCU	50 68								
271	A	ETSU	89 86	141	N	Charlotte	61 63								
48	H	James Madison	53 74	132	A	Chattanooga	60 75								

Non-Div I Games: West Chester 61 42

Liberty

Average RPI Win:	285	WON-LOST	WINNING	LAST 10	STRENGTH OF	OPP. STRENGTH	TEAM	ADJ.	CONF.	ADJ CONF.
Average RPI Loss:	182	RECORD	PCT. RANK	GAMES	SCHEDULE	OF SCHEDULE	RPI	RPI	RPI	RPI
DIV. I ONLY	2- 14	331	0-10	221	298	324	324	25	25	
DIV. I NON-CONF.	2- 11	316	0- 0	167	298	298	298	27	27	
-----										
TOTALS	RPI 1-25	RPI 26-50	W-L RECORDS	RPI 51-100	RPI 101-150	RPI 150+				
2- 14	0- 0	0- 1	OVERALL	0- 2	0- 3	2- 8				
1- 6	0- 0	0- 0	HOME	0- 0	0- 2	1- 4				
1- 8	0- 0	0- 1	AWAY	0- 2	0- 1	1- 4				
0- 0	0- 0	0- 0	NEUTRAL	0- 0	0- 0	0- 0				
2- 11	0- 0	0- 1	NON-CONFERENCE	0- 2	0- 3	2- 5				
1- 4	0- 0	0- 0	HOME	0- 0	0- 2	1- 2				
1- 7	0- 0	0- 1	AWAY	0- 2	0- 1	1- 3				
0- 0	0- 0	0- 0	NEUTRAL	0- 0	0- 0	0- 0				
0- 3	0- 0	0- 0	CONFERENCE	0- 0	0- 0	0- 3				
0- 2	0- 0	0- 0	HOME	0- 0	0- 0	0- 2				
0- 1	0- 0	0- 0	AWAY	0- 0	0- 0	0- 1				
0- 0	0- 0	0- 0	NEUTRAL	0- 0	0- 0	0- 0				

RPI	S	Opponent	Score	RPI	S	Opponent	Score	RPI	S	Opponent	Score	RPI	S	Opponent	Score
44	A	Clemson	26 68	60	A	Belmont	43 83	105	H	Tennessee Tech	52 67	124	H	UT Martin	53 62
				87	A	Georgia	45 77	130	A	Cincinnati	55 71	183	A	Morehead St.	44 79
								192	H	Jacksonville St.	46 58	218	A	Jacksonville	47 62
								224	H	Stetson	65 80	249	A	Murray St.	61 97
								255	A	Alabama A&M	62 58	286	H	North Florida	53 68
								307	H	Col. of Charleston	63 65	314	H	Tennessee St.	64 62
								334	A	Austin Peay	58 70				
LAST 12 Division I GAMES:															
105	H	Tennessee Tech	52 67	224	H	Stetson	65 80								
87	A	Georgia	45 77	286	H	North Florida	53 68								
307	H	Col. of Charleston	63 65	218	A	Jacksonville	47 62								
124	H	UT Martin	53 62	183	A	Morehead St.	44 79								
60	A	Belmont	43 83	130	A	Cincinnati	55 71								
334	A	Austin Peay	58 70	249	A	Murray St.	61 97								

Non-Div I Games:

Lipscomb



Average RPI		Win: 225	WON-LOST RECORD	WINNING PCT. RANK	LAST 10 GAMES	STRENGTH OF SCHEDULE	OPP. STRENGTH OF SCHEDULE	TEAM RPI	ADJ. RPI	CONF. RPI	ADJ CONF. RPI
Loss: 75											
DIV. I ONLY			7- 8	187	5-5	48	162	128	128	15	15
DIV. I NON-CONF.			4- 7	228	0- 0	61	38	142	142	16	16
TOTALS		RPI 1-25		RPI 26-50		W-L RECORDS	RPI 51-100	RPI 101-150		RPI 150+	
7- 8	0- 1			0- 2		OVERALL	0- 2	2- 3		5- 0	
3- 5	0- 1			0- 1		HOME	0- 1	0- 2		3- 0	
4- 3	0- 0			0- 1		AWAY	0- 1	2- 1		2- 0	
0- 0	0- 0			0- 0		NEUTRAL	0- 0	0- 0		0- 0	
4- 7	0- 1			0- 2		NON-CONFERENCE	0- 1	2- 3		2- 0	
1- 5	0- 1			0- 1		HOME	0- 1	0- 2		1- 0	
3- 2	0- 0			0- 1		AWAY	0- 0	2- 1		1- 0	
0- 0	0- 0			0- 0		NEUTRAL	0- 0	0- 0		0- 0	
3- 1	0- 0			0- 0		CONFERENCE	0- 1	0- 0		3- 0	
2- 0	0- 0			0- 0		HOME	0- 0	0- 0		2- 0	
1- 1	0- 0			0- 0		AWAY	0- 1	0- 0		1- 0	
0- 0	0- 0			0- 0		NEUTRAL	0- 0	0- 0		0- 0	

RPI 1-25					RPI 26-50					RPI 51-100					RPI 101+					Team's RPI: 128	
RPI	S	Opponent	Score		RPI	S	Opponent	Score		RPI	S	Opponent	Score		RPI	S	Opponent	Score			
9	H	Mississippi St.	63	98	38	H	Texas A&M	40	61	64	H	Kansas St.	47	53	102	H	Western Ky.	56	68		
					50	A	LSU	45	60	86	A	Troy	66	71	118	H	Rice	65	79		
															121	A	Tulsa	63	53		
															135	A	Missouri St.	44	48		
															149	A	Louisiana Tech	69	58		
															175	A	South Alabama	65	42		
															268	A	Memphis	63	60		
															274	H	Florida Atlantic	61	38		
															276	H	Louisiana	62	48		
															312	H	La. -Monroe	63	44		
LAST 12 Division I GAMES:																					
					135	A	Missouri St.	44	48	175	A	South Alabama	65	42							
					268	A	Memphis	63	60	86	A	Troy	66	71							
					121	A	Tulsa	63	53	276	H	Louisiana	62	48							
					64	H	Kansas St.	47	53	312	H	La. -Monroe	63	44							
					102	H	Western Ky.	56	68	50	A	LSU	45	60							
					9	H	Mississippi St.	63	98	38	H	Texas A&M	40	61							

Non-Div I Games:

Li t t l e R o c k

■ Loss, ■ Non-Conf, S Site, H Home A Away N Neutral

Average RPI Win:	198	WON-LOST	WINNING	LAST 10	STRENGTH OF	OPP. STRENGTH	TEAM	ADJ.	CONF.	ADJ CONF.
Average RPI Loss:	124	RECORD	PCT. RANK	GAMES	SCHEDULE	OF SCHEDULE	RPI	RPI	RPI	RPI
DIV. I ONLY	4- 10	271	4-6	102	145	215	215	22	22	
DIV. I NON-CONF.	3- 10	278	0- 0	102	139	249	249	21	21	
-----										
TOTALS	RPI 1-25	RPI 26-50	W-L RECORDS	RPI 51-100	RPI 101-150	RPI 150+				
4- 10	0- 1	0- 1	OVERALL	0- 3	2- 2	2- 3				
2- 6	0- 0	0- 0	HOME	0- 3	1- 0	1- 3				
2- 4	0- 1	0- 1	AWAY	0- 0	1- 2	1- 0				
0- 0	0- 0	0- 0	NEUTRAL	0- 0	0- 0	0- 0				
3- 10	0- 1	0- 1	NON-CONFERENCE	0- 3	2- 2	1- 3				
2- 6	0- 0	0- 0	HOME	0- 3	1- 0	1- 3				
1- 4	0- 1	0- 1	AWAY	0- 0	1- 2	0- 0				
0- 0	0- 0	0- 0	NEUTRAL	0- 0	0- 0	0- 0				
1- 0	0- 0	0- 0	CONFERENCE	0- 0	0- 0	1- 0				
0- 0	0- 0	0- 0	HOME	0- 0	0- 0	0- 0				
1- 0	0- 0	0- 0	AWAY	0- 0	0- 0	1- 0				
0- 0	0- 0	0- 0	NEUTRAL	0- 0	0- 0	0- 0				

RPI 1-25				RPI 26-50				RPI 51-100				RPI 101+ Team's RPI: 215			
RPI	S	Opponent	Score	RPI	S	Opponent	Score	RPI	S	Opponent	Score	RPI	S	Opponent	Score
5	A	Oregon	48 110	43	A	Utah	59 82	56	H	Arizona	43 70	106	H	Idaho	70 63
								61	H	Southern Cal i forn i a	50 86	110	A	Montana St.	62 85
								69	H	UNI	64 71	127	A	Loyol a Marymount	62 71
												142	A	Utah St.	50 48
												209	A	UC Ri versi de	63 45
												227	H	San Diego	56 60
												252	H	Nevada	67 76
												294	H	Cal i forn i a Bapt i st	83 85
												333	H	Grand Canyon	57 50
-----															
LAST 12 Div i s i o n I GAMES:															
				56	H	Ari zona	43 70	209	A	UC Ri versi de	63 45				
				227	H	San Diego	56 60	142	A	Utah St.	50 48				
				5	A	Oregon	48 110	333	H	Grand Canyon	57 50				
				110	A	Montana St.	62 85	127	A	Loyol a Marymount	62 71				
				106	H	Idaho	70 63	252	H	Nevada	67 76				
				69	H	UNI	64 71	43	A	Utah	59 82				

Non-Di v I Games:

Long Beach St.

Average RPI Win:	250	WON-LOST	WINNING	LAST 10	STRENGTH OF	OPP. STRENGTH	TEAM	ADJ.	CONF.	ADJ CONF.
Average RPI Loss:	238	RECORD	PCT. RANK	GAMES	SCHEDULE	OF SCHEDULE	RPI	RPI	RPI	RPI
DIV. I ONLY	1- 12	335	0-10	296	349	347	347	28	28	
DIV. I NON-CONF.	1- 9	326	0- 0	208	343	338	338	29	29	
-----										
TOTALS	RPI 1-25	RPI 26-50	W-L RECORDS	RPI 51-100	RPI 101-150	RPI 150+				
1- 12	0- 0	0- 0	OVERALL	0- 1	0- 0	1- 11				
1- 5	0- 0	0- 0	HOME	0- 0	0- 0	1- 5				
0- 6	0- 0	0- 0	AWAY	0- 1	0- 0	0- 5				
0- 1	0- 0	0- 0	NEUTRAL	0- 0	0- 0	0- 1				
1- 9	0- 0	0- 0	NON-CONFERENCE	0- 1	0- 0	1- 8				
1- 4	0- 0	0- 0	HOME	0- 0	0- 0	1- 4				
0- 4	0- 0	0- 0	AWAY	0- 1	0- 0	0- 3				
0- 1	0- 0	0- 0	NEUTRAL	0- 0	0- 0	0- 1				
0- 3	0- 0	0- 0	CONFERENCE	0- 0	0- 0	0- 3				
0- 1	0- 0	0- 0	HOME	0- 0	0- 0	0- 1				
0- 2	0- 0	0- 0	AWAY	0- 0	0- 0	0- 2				
0- 0	0- 0	0- 0	NEUTRAL	0- 0	0- 0	0- 0				

RPI 1-25				RPI 26-50				RPI 51-100				RPI 101+ Team's RPI: 347					
RPI	S	Opponent	Score	RPI	S	Opponent	Score	RPI	S	Opponent	Score	RPI	S	Opponent	Score		
								78	A	Vi rgi ni a Tech	39	93	157	A	UNCW	33	35
												164	A	VCU	55	84	
												196	N	East Carol in a	52	61	
												219	H	Eastern Mi ch.	45	64	
												233	H	Saint Francis (PA)	88	91	
												250	H	UMES	83	71	
												254	H	Wofford	72	101	
												277	A	Norfol k St.	42	74	
												302	A	Wi nthrop	69	77	
												309	A	Presbyteri an	66	81	
												327	H	Wagner	60	86	
												343	H	Charleston So.	74	81	
LAST 12 Di vi si on I GAMES:																	
157	A	UNCW	33	35	343	H	Charleston So.	74	81								
196	N	East Carol in a	52	61	309	A	Presbyteri an	66	81								
219	H	Eastern Mi ch.	45	64	302	A	Wi nthrop	69	77								
277	A	Norfol k St.	42	74	78	A	Vi rgi ni a Tech	39	93								
254	H	Wofford	72	101	250	H	UMES	83	71								
233	H	Saint Francis (PA)	88	91	327	H	Wagner	60	86								

Non-Div I Games:

Longwood

Average RPI Win:	285	WON-LOST	WINNING	LAST 10	STRENGTH OF	OPP. STRENGTH	TEAM	ADJ.	CONF.	ADJ CONF.
Average RPI Loss:	136	RECORD	PCT. RANK	GAMES	SCHEDULE	OF SCHEDULE	RPI	RPI	RPI	RPI
DIV. I ONLY	4- 10	271	2-8	228	171	276	276	15	15	
DIV. I NON-CONF.	2- 8	293	0- 0	227	191	294	294	16	16	
-----										
TOTALS	RPI 1-25	RPI 26-50	W-L RECORDS	RPI 51-100	RPI 101-150	RPI 150+				
4- 10	0- 1	0- 2	OVERALL	0- 1	0- 2	4- 4				
3- 3	0- 0	0- 1	HOME	0- 1	0- 0	3- 1				
1- 6	0- 1	0- 1	AWAY	0- 0	0- 2	1- 2				
0- 1	0- 0	0- 0	NEUTRAL	0- 0	0- 0	0- 1				
2- 8	0- 1	0- 2	NON-CONFERENCE	0- 1	0- 0	2- 4				
1- 3	0- 0	0- 1	HOME	0- 1	0- 0	1- 1				
1- 4	0- 1	0- 1	AWAY	0- 0	0- 0	1- 2				
0- 1	0- 0	0- 0	NEUTRAL	0- 0	0- 0	0- 1				
2- 2	0- 0	0- 0	CONFERENCE	0- 0	0- 2	2- 0				
2- 0	0- 0	0- 0	HOME	0- 0	0- 0	2- 0				
0- 2	0- 0	0- 0	AWAY	0- 0	0- 2	0- 0				
0- 0	0- 0	0- 0	NEUTRAL	0- 0	0- 0	0- 0				

RPI 1-25				RPI 26-50				RPI 51-100				RPI 101+				Team's RPI: 276
RPI	S	Opponent	Score	RPI	S	Opponent	Score	RPI	S	Opponent	Score	RPI	S	Opponent	Score	
9	A	Mississippi St.	36 104	47	A	Auburn	59 71	76	H	Lamar University	77 79	122	A	Arkansas St.	75 87	
				50	H	LSU	54 76					128	A	Little Rock	48 62	
												184	H	Georgia St.	57 54	
												189	A	Ole Miss	57 79	
												214	H	Sam Houston St.	62 68	
												240	A	UTRGV	60 75	
												280	H	Ga. Southern	59 48	
												289	N	A&M-Corpus Christi	63 64	
												331	H	Jackson St.	68 61	
												345	A	McNeese	70 59	
LAST 12 Division I GAMES:																
9	A	Mississippi St.	36 104	280	H	Ga. Southern	59 48									
50	H	LSU	54 76	184	H	Georgia St.	57 54									
189	A	Ole Miss	57 79	128	A	Little Rock	48 62									
214	H	Sam Houston St.	62 68	122	A	Arkansas St.	75 87									
240	A	UTRGV	60 75	47	A	Auburn	59 71									
289	N	A&M-Corpus Christi	63 64	331	H	Jackson St.	68 61									

Non-Div I Games:

Dillard

69

72

Louisiana

Average RPI Win:	194	WON-LOST	WINNING	LAST 10	STRENGTH OF	OPP. STRENGTH	TEAM	ADJ.	CONF.	ADJ CONF.
Average RPI Loss:	137	RECORD	PCT. RANK	GAMES	SCHEDULE	OF SCHEDULE	RPI	RPI	RPI	RPI
DIV. I ONLY	8- 8	166	5-5	125	173	149	149	16	16	
DIV. I NON-CONF.	7- 5	132	1- 0	243	72	145	145	19	19	
-----										
TOTALS	RPI 1-25	RPI 26-50	W-L RECORDS	RPI 51-100	RPI 101-150	RPI 150+				
8- 8	0- 1	0- 0	OVERALL	0- 1	3- 3	5- 3				
3- 3	0- 0	0- 0	HOME	0- 0	1- 2	2- 1				
4- 4	0- 1	0- 0	AWAY	0- 1	1- 0	3- 2				
1- 1	0- 0	0- 0	NEUTRAL	0- 0	1- 1	0- 0				
7- 5	0- 1	0- 0	NON-CONFERENCE	0- 0	3- 2	4- 2				
3- 1	0- 0	0- 0	HOME	0- 0	1- 1	2- 0				
3- 3	0- 1	0- 0	AWAY	0- 0	1- 0	2- 2				
1- 1	0- 0	0- 0	NEUTRAL	0- 0	1- 1	0- 0				
1- 3	0- 0	0- 0	CONFERENCE	0- 1	0- 1	1- 1				
0- 2	0- 0	0- 0	HOME	0- 0	0- 1	0- 1				
1- 1	0- 0	0- 0	AWAY	0- 1	0- 0	1- 0				
0- 0	0- 0	0- 0	NEUTRAL	0- 0	0- 0	0- 0				

RPI 1-25				RPI 26-50				RPI 51-100				RPI 101+ Team's RPI: 149			
RPI S	Opponent	Score		RPI S	Opponent	Score		RPI S	Opponent	Score		RPI S	Opponent	Score	
15 A	Ari zona St.	44	80					62 A	Mi ddl e Tenn.	38	75	114 N	Al abama	79	62
												118 H	Ri ce	51	61
												122 A	Arkansas St.	80	70
												126 H	Houston	100	88
												128 H	Li ttle Rock	58	69
												135 N	Missouri St.	70	82
												170 A	UAB	73	68
												179 A	UMKC	70	80
												189 H	Ole Mi ss	80	71
												200 H	North Texas	54	65
												217 H	Southeastern La.	72	53
												258 A	Wi chi ta St.	56	70
												268 A	Memphi s	66	50
												345 A	McNeese	89	48
-----															
LAST 12 Division I GAMES:															
200 H	North Texas	54	65	114 N	Al abama	79	62	62 A	Mi ddl e Tenn.	38	75	170 A	UAB	73	68
345 A	McNeese	89	48									118 H	Ri ce	51	61
179 A	UMKC	70	80									15 A	Ari zona St.	44	80
135 N	Missouri St.	70	82									258 A	Wi chi ta St.	56	70
189 H	Ole Mi ss	80	71												
217 H	Southeastern La.	72	53												

Non-Div I Games: LSU-Alexandria 112 70

Average RPI Win:	101	WON-LOST	WINNING	LAST 10	STRENGTH OF	OPP. STRENGTH	TEAM	ADJ.	CONF.	ADJ CONF.
Average RPI Loss:	1	RECORD	PCT. RANK	GAMES	SCHEDULE	OF SCHEDULE	RPI	RPI	RPI	RPI
DIV. I ONLY	15- 1	5	9-1	24	4	6	6	1	1	
DIV. I NON-CONF.	12- 0	1	0- 0	46	22	6	6	1	1	
-----										
TOTALS	RPI 1-25	RPI 26-50	W-L RECORDS	RPI 51-100	RPI 101-150	RPI 150+				
15- 1	2- 1	4- 0	OVERALL	2- 0	5- 0	2- 0				
8- 0	0- 0	3- 0	HOME	1- 0	2- 0	2- 0				
5- 1	1- 1	1- 0	AWAY	1- 0	2- 0	0- 0				
2- 0	1- 0	0- 0	NEUTRAL	0- 0	1- 0	0- 0				
12- 0	2- 0	1- 0	NON-CONFERENCE	2- 0	5- 0	2- 0				
6- 0	0- 0	1- 0	HOME	1- 0	2- 0	2- 0				
4- 0	1- 0	0- 0	AWAY	1- 0	2- 0	0- 0				
2- 0	1- 0	0- 0	NEUTRAL	0- 0	1- 0	0- 0				
3- 1	0- 1	3- 0	CONFERENCE	0- 0	0- 0	0- 0				
2- 0	0- 0	2- 0	HOME	0- 0	0- 0	0- 0				
1- 1	0- 1	1- 0	AWAY	0- 0	0- 0	0- 0				
0- 0	0- 0	0- 0	NEUTRAL	0- 0	0- 0	0- 0				

RPI	S	Opponent	Score	RPI	S	Opponent	Score	RPI	S	Opponent	Score	RPI	S	Opponent	Score
1	A	Notre Dame	68 82	31	H	Kentucky	80 75	58	A	Boise St.	74 55	102	A	Western Ky.	102 80
15	N	Arizona St.	58 56	33	H	Georgia Tech	61 44	92	H	Nebraska	85 68	107	N	Hartford	86 69
18	A	Central Mich.	72 68	41	A	Duke	73 51					124	H	UT Martin	102 62
				46	H	North Carolina	73 66					132	A	Chattanooga	75 49
												139	H	Miami (OH)	95 73
												267	H	Northern Ky.	92 59
												314	H	Tennessee St.	107 52
-----															
LAST 12 Division I GAMES:															
18	A	Central Mich.	72 68	33	H	Georgia Tech	61 44	1	A	Notre Dame	68 82				
267	H	Northern Ky.	92 59	41	A	Duke	73 51	46	H	North Carolina	73 66				
31	H	Kentucky	80 75	46	H	Miami (OH)	95 73	139	H	Miami (OH)	95 73				
124	H	UT Martin	102 62	107	N	Hartford	86 69								
314	H	Tennessee St.	107 52												
92	H	Nebraska	85 68												

Non-Div I Games:

Louisville

Average RPI	Win:	308	WON-LOST	WINNING	LAST 10	STRENGTH OF	OPP. STRENGTH	TEAM	ADJ.	CONF.	ADJ CONF.
Average RPI	Loss:	95	RECORD	PCT. RANK	GAMES	SCHEDULE	OF SCHEDULE	RPI	RPI	RPI	RPI
DIV. I ONLY		7- 7		166	5-5	297	242	236	236	13	13
DIV. I NON-CONF.		6- 5		143	0- 0	319	310	259	259	14	14
-----											
TOTALS	RPI 1-25		RPI 26-50		W-L RECORDS	RPI 51-100		RPI 101-150		RPI 150+	
7- 7	0- 1		0- 2		OVERALL	0- 1		0- 1		7- 2	
5- 2	0- 0		0- 1		HOME	0- 0		0- 0		5- 1	
2- 5	0- 1		0- 1		AWAY	0- 1		0- 1		2- 1	
0- 0	0- 0		0- 0		NEUTRAL	0- 0		0- 0		0- 0	
6- 5	0- 0		0- 2		NON-CONFERENCE	0- 0		0- 1		6- 2	
4- 2	0- 0		0- 1		HOME	0- 0		0- 0		4- 1	
2- 3	0- 0		0- 1		AWAY	0- 0		0- 1		2- 1	
0- 0	0- 0		0- 0		NEUTRAL	0- 0		0- 0		0- 0	
1- 2	0- 1		0- 0		CONFERENCE	0- 1		0- 0		1- 0	
1- 0	0- 0		0- 0		HOME	0- 0		0- 0		1- 0	
0- 2	0- 1		0- 0		AWAY	0- 1		0- 0		0- 0	
0- 0	0- 0		0- 0		NEUTRAL	0- 0		0- 0		0- 0	

RPI 1-25				RPI 26-50				RPI 51-100				RPI 101+ Team's RPI: 236			
RPI	S	Opponent	Score	RPI	S	Opponent	Score	RPI	S	Opponent	Score	RPI	S	Opponent	Score
14	A	Drake	60 69	36	H	DePaul	76 102	69	A	UNI	52 64	119	A	Youngstown St.	63 74
				45	A	Purdue	41 65					179	H	UMKC	74 88
												206	A	Bowling Green	74 88
												210	H	SIUE	56 43
												295	A	Western Mi ch.	64 53
												305	H	Valparaiso	80 54
												332	H	Detroit Mercy	52 43
												336	H	Purdue Fort Wayne	81 67
												338	A	UIC	75 60
												342	H	Chicago St.	76 40
-----															
LAST 12 Division I GAMES:															
179	H	UMKC	74 88	69	A	UNI	52 64	14	A	Drake	60 69	305	H	Valparaiso	80 54
45	A	Purdue	41 65					36	H	DePaul	76 102	206	A	Bowling Green	74 88
210	H	SIUE	56 43					338	A	UIC	75 60				
295	A	Western Mi ch.	64 53												
336	H	Purdue Fort Wayne	81 67												
342	H	Chicago St.	76 40												

Non-Div I Games:

Loyol a Chi cago

Average RPI	Win:	246	WON-LOST	WINNING	LAST 10	STRENGTH OF	OPP. STRENGTH	TEAM	ADJ.	CONF.	ADJ CONF.
Average RPI	Loss:	186	RECORD	PCT. RANK	GAMES	SCHEDULE	OF SCHEDULE	RPI	RPI	RPI	RPI
DIV. I ONLY		1- 14		342	1-9	148	317	313	313	20	20
DIV. I NON-CONF.		1- 10		330	0- 1	125	293	288	288	24	24
-----											
TOTALS	RPI 1-25		RPI 26-50		W-L RECORDS	RPI 51-100		RPI 101-150		RPI 150+	
1- 14	0- 1		0- 0		OVERALL	0- 3		0- 1		1- 9	
0- 5	0- 0		0- 0		HOME	0- 0		0- 1		0- 4	
1- 8	0- 1		0- 0		AWAY	0- 2		0- 0		1- 5	
0- 1	0- 0		0- 0		NEUTRAL	0- 1		0- 0		0- 0	
1- 10	0- 1		0- 0		NON-CONFERENCE	0- 3		0- 0		1- 6	
0- 3	0- 0		0- 0		HOME	0- 0		0- 0		0- 3	
1- 6	0- 1		0- 0		AWAY	0- 2		0- 0		1- 3	
0- 1	0- 0		0- 0		NEUTRAL	0- 1		0- 0		0- 0	
0- 4	0- 0		0- 0		CONFERENCE	0- 0		0- 1		0- 3	
0- 2	0- 0		0- 0		HOME	0- 0		0- 1		0- 1	
0- 2	0- 0		0- 0		AWAY	0- 0		0- 0		0- 2	
0- 0	0- 0		0- 0		NEUTRAL	0- 0		0- 0		0- 0	

RPI 1-25				RPI 26-50				RPI 51-100				RPI 101+ Team's RPI: 313			
RPI	S	Opponent	Score	RPI	S	Opponent	Score	RPI	S	Opponent	Score	RPI	S	Opponent	Score
23	A	Maryl and	48 83					79	N	Boston College	47 73	120	H	Boston U.	62 64
								90	A	Towson	57 62	163	H	William & Mary	49 65
								93	A	Georgetown	30 45	201	H	Navy	46 58
												223	A	Dartmouth	41 54
												237	H	Mt. St. Mary's	67 77
												245	A	Holy Cross	60 78
												246	A	Monmouth	75 67
												248	A	George Mason	38 70
												279	A	Saint Joseph's	46 49
												288	H	St. Francis Brooklyn	70 75
												308	A	Army West Point	57 69
-----															
LAST 12 Division I GAMES:															
201	H	Navy	46 58	279	A	Saint Joseph's	46 49								
246	A	Monmouth	75 67	245	A	Holy Cross	60 78								
23	A	Maryl and	48 83	120	H	Boston U.	62 64								
288	H	St. Francis Brooklyn	70 75	308	A	Army West Point	57 69								
90	A	Towson	57 62	79	N	Boston College	47 73								
237	H	Mt. St. Mary's	67 77	163	H	William & Mary	49 65								

Non-Div I Games:

Loyola Maryl and



Average RPI Win:	180	WON-LOST	WINNING	LAST 10	STRENGTH OF	OPP. STRENGTH	TEAM	ADJ.	CONF.	ADJ CONF.
Average RPI Loss:	102	RECORD	PCT. RANK	GAMES	SCHEDULE	OF SCHEDULE	RPI	RPI	RPI	RPI
DIV. I ONLY	10- 8	142	4-6	86	114	127	127	7	7	
DIV. I NON-CONF.	7- 5	132	1- 0	129	133	114	114	7	7	
-----										
TOTALS	RPI 1-25	RPI 26-50	W-L RECORDS	RPI 51-100	RPI 101-150	RPI 150+				
10- 8	0- 3	1- 1	OVERALL	1- 0	2- 0	6- 4				
6- 3	0- 1	1- 0	HOME	0- 0	2- 0	3- 2				
4- 2	0- 0	0- 1	AWAY	1- 0	0- 0	3- 1				
0- 3	0- 2	0- 0	NEUTRAL	0- 0	0- 0	0- 1				
7- 5	0- 2	1- 0	NON-CONFERENCE	1- 0	1- 0	4- 3				
4- 1	0- 0	1- 0	HOME	0- 0	1- 0	2- 1				
3- 1	0- 0	0- 0	AWAY	1- 0	0- 0	2- 1				
0- 3	0- 2	0- 0	NEUTRAL	0- 0	0- 0	0- 1				
3- 3	0- 1	0- 1	CONFERENCE	0- 0	1- 0	2- 1				
2- 2	0- 1	0- 0	HOME	0- 0	1- 0	1- 1				
1- 1	0- 0	0- 1	AWAY	0- 0	0- 0	1- 0				
0- 0	0- 0	0- 0	NEUTRAL	0- 0	0- 0	0- 0				

RPI 1-25				RPI 26-50				RPI 51-100				RPI 101+ Team's RPI: 127			
RPI	S	Opponent	Score	RPI	S	Opponent	Score	RPI	S	Opponent	Score	RPI	S	Opponent	Score
11	H	Gonzaga	53 78	28	A	BYU	44 55	56	A	Arizona	66 64	137	H	UC Davis	60 53
16	N	Indiana	43 67	39	H	UCLA	69 63					143	H	Portland	76 58
21	N	South Dakota	40 67									158	H	Santa Clara	75 83
												160	A	CSUN	72 53
												161	A	Denver	75 104
												180	N	Grambling	61 62
												215	H	Long Beach St.	71 62
												227	A	San Diego	69 52
												242	H	Northern Ariz.	62 63
												243	H	San Francisco	66 58
												264	H	Robert Morris	61 53
												316	A	UC Santa Barbara	70 57
LAST 12 Division I GAMES:															
227	A	San Diego	69 52	264	H	Robert Morris	61 53								
143	H	Portland	76 58	158	H	Santa Clara	75 83								
11	H	Gonzaga	53 78	243	H	San Francisco	66 58								
180	N	Grambling	61 62	28	A	BYU	44 55								
21	N	South Dakota	40 67	215	H	Long Beach St.	71 62								
16	N	Indiana	43 67	160	A	CSUN	72 53								

Non-Div I Games:

Loyola Marymount

Average RPI	Win:	205	WON-LOST	WINNING	LAST 10	STRENGTH OF	OPP. STRENGTH	TEAM	ADJ.	CONF.	ADJ CONF.
Average RPI	Loss:	59	RECORD	PCT. RANK	GAMES	SCHEDULE	OF SCHEDULE	RPI	RPI	RPI	RPI
DIV. I ONLY		11- 6		95	6-4	141	102	84	84	23	23
DIV. I NON-CONF.		7- 6		153	0- 1	48	45	56	56	23	23
-----											
TOTALS	RPI 1-25		RPI 26-50		W-L RECORDS	RPI 51-100		RPI 101-150		RPI 150+	
11- 6	0- 1		1- 3		OVERALL	2- 0		1- 2		7- 0	
5- 1	0- 0		0- 1		HOME	0- 0		1- 0		4- 0	
4- 4	0- 1		1- 2		AWAY	1- 0		0- 1		2- 0	
2- 1	0- 0		0- 0		NEUTRAL	1- 0		0- 1		1- 0	
7- 6	0- 1		1- 3		NON-CONFERENCE	2- 0		1- 2		3- 0	
2- 1	0- 0		0- 1		HOME	0- 0		1- 0		1- 0	
3- 4	0- 1		1- 2		AWAY	1- 0		0- 1		1- 0	
2- 1	0- 0		0- 0		NEUTRAL	1- 0		0- 1		1- 0	
4- 0	0- 0		0- 0		CONFERENCE	0- 0		0- 0		4- 0	
3- 0	0- 0		0- 0		HOME	0- 0		0- 0		3- 0	
1- 0	0- 0		0- 0		AWAY	0- 0		0- 0		1- 0	
0- 0	0- 0		0- 0		NEUTRAL	0- 0		0- 0		0- 0	

RPI 1-25				RPI 26-50				RPI 51-100				RPI 101+			
RPI	S	Opponent	Score	RPI	S	Opponent	Score	RPI	S	Opponent	Score	RPI	S	Opponent	Score
8	A	NC State	46 84	29	A	Northeastern	55 63	66	N	Penn	47 46	103	A	Fordham	64 72
				41	H	Duke	63 66	67	A	Harvard	67 60	109	H	Toledo	73 59
				42	A	Green Bay	39 70					132	N	Chattanooga	61 66
				46	A	North Carolina	85 73					238	H	Brown	102 96
												266	N	N.C. A&T	58 52
												275	A	Bryant	74 57
												292	H	UMBC	84 44
												296	H	Albany (NY)	76 65
												297	A	Vermont	63 51
												299	H	New Hampshire	67 46
-----															
LAST 12 Division I GAMES:															
299	H	New Hampshire	67 46	132	N	Chattanooga	61 66	296	H	Albany (NY)	76 65				
103	A	Fordham	64 72	29	A	Northeastern	55 63	297	A	Vermont	63 51				
8	A	NC State	46 84	46	A	Green Bay	39 70	292	H	UMBC	84 44				
238	H	Brown	102 96	41	H	Duke	63 66	46	A	North Carolina	85 73				
67	A	Harvard	67 60	29	A	Northeastern	55 63	66	N	Penn	47 46				

Non-Div I Games:

Maine

Average RPI Win:	339	WON-LOST	WINNING	LAST 10	STRENGTH OF	OPP. STRENGTH	TEAM	ADJ.	CONF.	ADJ CONF.
Average RPI Loss:	224	RECORD	PCT. RANK	GAMES	SCHEDULE	OF SCHEDULE	RPI	RPI	RPI	RPI
DIV. I ONLY	2- 12	322	1-9	244	351	339	339	27	27	
DIV. I NON-CONF.	2- 9	297	0- 0	219	350	335	335	28	28	
-----										
TOTALS	RPI 1-25	RPI 26-50	W-L RECORDS	RPI 51-100	RPI 101-150	RPI 150+				
2- 12	0- 0	0- 0	OVERALL	0- 1	0- 2	2- 9				
2- 5	0- 0	0- 0	HOME	0- 1	0- 1	2- 3				
0- 7	0- 0	0- 0	AWAY	0- 0	0- 1	0- 6				
0- 0	0- 0	0- 0	NEUTRAL	0- 0	0- 0	0- 0				
2- 9	0- 0	0- 0	NON-CONFERENCE	0- 1	0- 2	2- 6				
2- 5	0- 0	0- 0	HOME	0- 1	0- 1	2- 3				
0- 4	0- 0	0- 0	AWAY	0- 0	0- 1	0- 3				
0- 0	0- 0	0- 0	NEUTRAL	0- 0	0- 0	0- 0				
0- 3	0- 0	0- 0	CONFERENCE	0- 0	0- 0	0- 3				
0- 0	0- 0	0- 0	HOME	0- 0	0- 0	0- 0				
0- 3	0- 0	0- 0	AWAY	0- 0	0- 0	0- 3				
0- 0	0- 0	0- 0	NEUTRAL	0- 0	0- 0	0- 0				

RPI 1-25				RPI 26-50				RPI 51-100				RPI 101+				Team's RPI: 339	
RPI	S	Opponent	Score	RPI	S	Opponent	Score	RPI	S	Opponent	Score	RPI	S	Opponent	Score		
								81	H	Wright St.	44	60	103	A	Fordham	61	65
												133	H	Stony Brook	48	79	
												156	H	Drexel	39	53	
												232	A	Niagara	51	61	
												235	H	Sacred Heart	46	74	
												245	A	Holy Cross	53	61	
												285	A	Siena	56	62	
												288	A	St. Francis Brooklyn	65	73	
												296	A	Albany (NY)	54	60	
												301	A	Canisius	44	47	
												328	H	Lafayette	60	49	
												332	H	Detroit Mercy	56	58	
												350	H	LIU Brooklyn	61	46	
-----																	
LAST 12 Division I GAMES:																	
235	H	Sacred Heart	46	74	285	A	Siena	56	62								
81	H	Wright St.	44	60	232	A	Niagara	51	61								
156	H	Drexel	39	53	301	A	Canisius	44	47								
328	H	Lafayette	60	49	245	A	Holy Cross	53	61								
103	A	Fordham	61	65	133	H	Stony Brook	48	79								
332	H	Detroit Mercy	56	58	296	A	Albany (NY)	54	60								

Non-Div I Games:

Manhattan

Average RPI	Win:	215	WON-LOST	WINNING	LAST 10	STRENGTH OF	OPP. STRENGTH	TEAM	ADJ.	CONF.	ADJ CONF.
Average RPI	Loss:	92	RECORD	PCT. RANK	GAMES	SCHEDULE	OF SCHEDULE	RPI	RPI	RPI	RPI
DIV. I ONLY		11- 5	81	6-4	206	169	111	111	27	27	
DIV. I NON-CONF.		8- 4	91	0- 0	163	144	93	93	28	28	
-----											
TOTALS	RPI 1-25		RPI 26-50		W-L RECORDS	RPI 51-100		RPI 101-150		RPI 150+	
11- 5	0- 0		1- 1		OVERALL	0- 3		1- 0		9- 1	
3- 2	0- 0		1- 0		HOME	0- 1		1- 0		1- 1	
6- 2	0- 0		0- 1		AWAY	0- 1		0- 0		6- 0	
2- 1	0- 0		0- 0		NEUTRAL	0- 1		0- 0		2- 0	
8- 4	0- 0		1- 1		NON-CONFERENCE	0- 2		1- 0		6- 1	
3- 1	0- 0		1- 0		HOME	0- 0		1- 0		1- 1	
3- 2	0- 0		0- 1		AWAY	0- 1		0- 0		3- 0	
2- 1	0- 0		0- 0		NEUTRAL	0- 1		0- 0		2- 0	
3- 1	0- 0		0- 0		CONFERENCE	0- 1		0- 0		3- 0	
0- 1	0- 0		0- 0		HOME	0- 1		0- 0		0- 0	
3- 0	0- 0		0- 0		AWAY	0- 0		0- 0		3- 0	
0- 0	0- 0		0- 0		NEUTRAL	0- 0		0- 0		0- 0	

RPI 1-25				RPI 26-50				RPI 51-100				RPI 101+				Team's RPI: 111	
RPI	S	Opponent	Score	RPI	S	Opponent	Score	RPI	S	Opponent	Score	RPI	S	Opponent	Score		
29	H	Northeastern	90 84					70	H	Qui nni pi ac	69 76	120	H	Boston U.	68 57		
41	A	Duke	56 64					81	N	Wright St.	60 76	181	H	Massachusetts	55 70		
								89	A	Pri nceton	57 60	194	A	El on	61 57		
												201	A	Navy	72 48		
												224	N	Stetson	76 69		
												231	N	Hofstra	71 57		
												232	A	Ni agara	87 58		
												253	H	Temple	74 68		
												284	A	Fai rfi el d	56 46		
												296	A	Al bany (NY)	74 56		
												301	A	Can i si us	71 66		
LAST 12 Di vi si on I GAMES:																	
181	H	Massachusetts	55 70	284	A	Fai rfi el d	56 46										
29	H	Northeastern	90 84	70	H	Qui nni pi ac	69 76										
89	A	Princeton	57 60	301	A	Can i si us	71 66										
296	A	Al bany (NY)	74 56	232	A	Ni agara	87 58										
41	A	Duke	56 64	81	N	Wright St.	60 76										
194	A	El on	61 57	231	N	Hofstra	71 57										

Non-Div I Games:

Marist

Average RPI Win:	109	WON-LOST	WINNING	LAST 10	STRENGTH OF	OPP. STRENGTH	TEAM	ADJ.	CONF.	ADJ CONF.
Average RPI Loss:	17	RECORD	PCT. RANK	GAMES	SCHEDULE	OF SCHEDULE	RPI	RPI	RPI	RPI
DIV. I ONLY	14- 3	27	8-2	25	8	13	13	5	5	
DIV. I NON-CONF.	9- 3	62	1- 0	26	13	17	17	4	4	
<hr/>										
TOTALS	RPI 1-25	RPI 26-50	W-L RECORDS	RPI 51-100	RPI 101-150	RPI 150+				
14- 3	0- 2	3- 1	OVERALL	6- 0	2- 0	3- 0				
10- 1	0- 1	3- 0	HOME	3- 0	2- 0	2- 0				
4- 2	0- 1	0- 1	AWAY	3- 0	0- 0	1- 0				
0- 0	0- 0	0- 0	NEUTRAL	0- 0	0- 0	0- 0				
9- 3	0- 2	2- 1	NON-CONFERENCE	3- 0	1- 0	3- 0				
7- 1	0- 1	2- 0	HOME	2- 0	1- 0	2- 0				
2- 2	0- 1	0- 1	AWAY	1- 0	0- 0	1- 0				
0- 0	0- 0	0- 0	NEUTRAL	0- 0	0- 0	0- 0				
5- 0	0- 0	1- 0	CONFERENCE	3- 0	1- 0	0- 0				
3- 0	0- 0	1- 0	HOME	1- 0	1- 0	0- 0				
2- 0	0- 0	0- 0	AWAY	2- 0	0- 0	0- 0				
0- 0	0- 0	0- 0	NEUTRAL	0- 0	0- 0	0- 0				

RPI 1-25				RPI 26-50				RPI 51-100				RPI 101+			
RPI	S	Opponent	Score	RPI	S	Opponent	Score	RPI	S	Opponent	Score	RPI	S	Opponent	Score
1	H	Notre Dame	63 87	27	H	South Dakota St.	91 52	52	A	Villanova	91 55	108	H	Providence	85 46
9	A	Mississippi St.	82 87	36	H	DePaul	96 63	59	H	Michigan	85 74	110	H	Montana St.	100 52
				40	A	Miami (FL)	55 63	69	H	UNI	102 61	182	A	Milwaukee	83 74
				42	H	Green Bay	80 54	71	H	Creighton	85 67	241	H	Binghamton	93 40
								93	A	Georgetown	72 62	338	H	UIC	96 32
								94	A	Northwestern	76 57				
<hr/>															
LAST 12 Division I GAMES:															
				36	H	DePaul	96 63	69	H	UNI	102 61				
				71	H	Creighton	85 67	40	A	Miami (FL)	55 63				
				108	H	Providence	85 46	93	A	Georgetown	72 62				
				1	H	Notre Dame	63 87	52	A	Villanova	91 55				
				241	H	Binghamton	93 40	94	A	Northwestern	76 57				
				42	H	Green Bay	80 54	9	A	Mississippi St.	82 87				

Non-Div I Games:

Marquette

Average RPI Win:	252	WON-LOST	WINNING	LAST 10	STRENGTH OF	OPP. STRENGTH	TEAM	ADJ.	CONF.	ADJ CONF.
Average RPI Loss:	127	RECORD	PCT. RANK	GAMES	SCHEDULE	OF SCHEDULE	RPI	RPI	RPI	RPI

DIV. I ONLY	7- 8	187	6-4	291	152	262	262	16	16
DIV. I NON-CONF.	5- 7	206	0- 0	335	185	316	316	19	19
TOTALS	RPI 1-25	RPI 26-50	W-L RECORDS	RPI 51-100	RPI 101-150	RPI 150+			
7- 8	0- 0	0- 1	OVERALL	1- 1	1- 3	5- 3			
7- 2	0- 0	0- 0	HOME	1- 1	1- 1	5- 0			
0- 6	0- 0	0- 1	AWAY	0- 0	0- 2	0- 3			
0- 0	0- 0	0- 0	NEUTRAL	0- 0	0- 0	0- 0			
5- 7	0- 0	0- 1	NON-CONFERENCE	0- 1	0- 2	5- 3			
5- 2	0- 0	0- 0	HOME	0- 1	0- 1	5- 0			
0- 5	0- 0	0- 1	AWAY	0- 0	0- 1	0- 3			
0- 0	0- 0	0- 0	NEUTRAL	0- 0	0- 0	0- 0			
2- 1	0- 0	0- 0	CONFERENCE	1- 0	1- 1	0- 0			
2- 0	0- 0	0- 0	HOME	1- 0	1- 0	0- 0			
0- 1	0- 0	0- 0	AWAY	0- 0	0- 1	0- 0			
0- 0	0- 0	0- 0	NEUTRAL	0- 0	0- 0	0- 0			

RPI 1-25	RPI 26-50	RPI 51-100	RPI 101+	Team's RPI: 262
RPI S Opponent Score	RPI S Opponent Score	RPI S Opponent Score	RPI S Opponent Score	
	44 A Clemson 54 68	73 H Old Dominion 57 48	102 A Western Ky. 55 85	
		90 H Towson 69 76	112 A Appalachian St. 52 74	
			141 H Charlotte 63 62	
			146 H Indiana St. 53 62	
			152 A Wisconsin 49 67	
			166 A Southern Ill. 49 58	
			206 A Bowling Green 76 99	
			260 H Cleveland St. 86 64	
			287 H Coppin St. 88 67	
			314 H Tennessee St. 80 59	
			344 H Evansville 72 65	
			346 H Delaware St. 75 63	
LAST 12 Division I GAMES:				
	90 H Towson 69 76	102 A Western Ky. 55 85		
	44 A Clemson 54 68	141 H Charlotte 63 62		
	314 H Tennessee St. 80 59	73 H Old Dominion 57 48		
	260 H Cleveland St. 86 64	346 H Delaware St. 75 63		
	152 A Wisconsin 49 67	344 H Evansville 72 65		
	287 H Coppin St. 88 67	112 A Appalachian St. 52 74		

Non-Div I Games: Bluefield St. 82 29

Marshall

Average RPI Win:	148	WON-LOST	WINNING	LAST 10	STRENGTH OF	OPP. STRENGTH	TEAM	ADJ.	CONF.	ADJ CONF.
Average RPI Loss:	20	RECORD	PCT. RANK	GAMES	SCHEDULE	OF SCHEDULE	RPI	RPI	RPI	RPI
DIV. I ONLY	15- 1	5	9-1	158	20	23	23	4	4	
DIV. I NON-CONF.	11- 0	1	0- 0	233	60	26	26	5	5	
-----										
TOTALS	RPI 1-25	RPI 26-50	W-L RECORDS	RPI 51-100	RPI 101-150	RPI 150+				
15- 1	1- 1	2- 0	OVERALL	5- 0	1- 0	6- 0				
8- 1	0- 1	2- 0	HOME	2- 0	1- 0	3- 0				
5- 0	1- 0	0- 0	AWAY	2- 0	0- 0	2- 0				
2- 0	0- 0	0- 0	NEUTRAL	1- 0	0- 0	1- 0				
11- 0	1- 0	2- 0	NON-CONFERENCE	2- 0	0- 0	6- 0				
6- 0	0- 0	2- 0	HOME	1- 0	0- 0	3- 0				
3- 0	1- 0	0- 0	AWAY	0- 0	0- 0	2- 0				
2- 0	0- 0	0- 0	NEUTRAL	1- 0	0- 0	1- 0				
4- 1	0- 1	0- 0	CONFERENCE	3- 0	1- 0	0- 0				
2- 1	0- 1	0- 0	HOME	1- 0	1- 0	0- 0				
2- 0	0- 0	0- 0	AWAY	2- 0	0- 0	0- 0				
0- 0	0- 0	0- 0	NEUTRAL	0- 0	0- 0	0- 0				

RPI	S	Opponent	Score	RPI	S	Opponent	Score	RPI	S	Opponent	Score	RPI	S	Opponent	Score
20	H	Rutgers	65 73	33	H	Georgi a Tech	67 54	59	H	Mi chi gan	83 69	104	H	Ohio St.	75 69
25	A	South Carol i na	85 61	48	H	James Madi son	87 63	80	A	Penn St.	77 61	187	A	George Washi ngton	69 30
								87	N	Georgi a	58 51	198	A	Del aware	77 53
								92	A	Nebraska	81 63	287	H	Coppi n St.	93 36
								99	H	Dayton	82 71	292	H	UMBC	92 61
												313	H	Loyol a Maryl and	83 48
												323	N	Morgan St.	68 44
-----															
LAST 12 Division I GAMES:															
80	A	Penn St.	77 61	59	H	Mi chi gan	83 69	92	A	Nebraska	81 63	104	H	Ohio St.	75 69
198	A	Del aware	77 53	92	A	Nebraska	81 63	20	H	Rutgers	65 73	287	H	Coppi n St.	93 36
313	H	Loyol a Maryl and	83 48	104	H	Ohio St.	75 69	87	N	Georgi a	58 51	292	H	UMBC	92 61
48	H	James Madi son	87 63	20	H	Rutgers	65 73	313	H	Loyol a Maryl and	83 48	323	N	Morgan St.	68 44
292	H	UMBC	92 61	87	N	Georgi a	58 51								
33	H	Georgi a Tech	67 54	323	N	Morgan St.	68 44								

Non-Div I Games:

Maryland

Average RPI Win:	229	WON-LOST	WINNING	LAST 10	STRENGTH OF	OPP. STRENGTH	TEAM	ADJ.	CONF.	ADJ CONF.
Average RPI Loss:	148	RECORD	PCT. RANK	GAMES	SCHEDULE	OF SCHEDULE	RPI	RPI	RPI	RPI
DIV. I ONLY	10- 7	120	5-5	241	234	181	181	17	17	
DIV. I NON-CONF.	8- 6	138	0- 0	217	296	193	193	17	17	
-----										
TOTALS	RPI 1-25	RPI 26-50	W-L RECORDS	RPI 51-100	RPI 101-150	RPI 150+				
10- 7	0- 0	0- 1	OVERALL	0- 3	2- 0	8- 3				
6- 2	0- 0	0- 0	HOME	0- 0	1- 0	5- 2				
3- 4	0- 0	0- 1	AWAY	0- 2	1- 0	2- 1				
1- 1	0- 0	0- 0	NEUTRAL	0- 1	0- 0	1- 0				
8- 6	0- 0	0- 1	NON-CONFERENCE	0- 2	2- 0	6- 3				
5- 2	0- 0	0- 0	HOME	0- 0	1- 0	4- 2				
2- 3	0- 0	0- 1	AWAY	0- 1	1- 0	1- 1				
1- 1	0- 0	0- 0	NEUTRAL	0- 1	0- 0	1- 0				
2- 1	0- 0	0- 0	CONFERENCE	0- 1	0- 0	2- 0				
1- 0	0- 0	0- 0	HOME	0- 0	0- 0	1- 0				
1- 1	0- 0	0- 0	AWAY	0- 1	0- 0	1- 0				
0- 0	0- 0	0- 0	NEUTRAL	0- 0	0- 0	0- 0				

RPI 1-25				RPI 26-50				RPI 51-100				RPI 101+				Team's RPI: 181			
RPI	S	Opponent	Score	RPI	S	Opponent	Score	RPI	S	Opponent	Score	RPI	S	Opponent	Score				
				29	A	Northeastern	52 53					63	N	Bucknell I	58 77	111	A	Marist	70 55
												90	A	Towson	53 78	120	H	Boston U.	66 55
												99	A	Dayton	47 75	191	H	North Dakota	52 59
																197	H	Saint Louis	70 66
																235	H	Sacred Heart	78 61
																238	A	Brown	90 61
																240	H	UTRGV	74 70
																256	A	La Salle	74 60
																278	H	UMass Lowell	59 62
																284	N	Fairfield	59 49
																285	A	Siena	59 64
																303	H	Central Conn. St.	74 59
																304	H	Incarnate Word	71 59
LAST 12 Division I GAMES:																			
				278	H	UMass Lowell	59 62					256	A	La Salle	74 60				
				285	A	Siena	59 64					99	A	Dayton	47 75				
				120	H	Boston U.	66 55					197	H	Saint Louis	70 66				
				304	H	Incarnate Word	71 59					111	A	Marist	70 55				
				29	A	Northeastern	52 53					284	N	Fairfield	59 49				
				191	H	North Dakota	52 59					238	A	Brown	90 61				

Non-Div I Games:

Massachusetts



Average RPI Win:	0	WON-LOST	WINNING	LAST 10	STRENGTH OF	OPP. STRENGTH	TEAM	ADJ.	CONF.	ADJ CONF.
Average RPI Loss:	198	RECORD	PCT. RANK	GAMES	SCHEDULE	OF SCHEDULE	RPI	RPI	RPI	RPI
DIV. I ONLY	0- 12	347	2-8	259	297	345	345	26	26	
DIV. I NON-CONF.	0- 8	336	0- 0	76	295	306	306	22	22	
-----										
TOTALS	RPI 1-25	RPI 26-50	W-L RECORDS	RPI 51-100	RPI 101-150	RPI 150+				
0- 12	0- 1	0- 1	OVERALL	0- 0	0- 2	0- 8				
0- 3	0- 0	0- 0	HOME	0- 0	0- 1	0- 2				
0- 9	0- 1	0- 1	AWAY	0- 0	0- 1	0- 6				
0- 0	0- 0	0- 0	NEUTRAL	0- 0	0- 0	0- 0				
0- 8	0- 1	0- 1	NON-CONFERENCE	0- 0	0- 2	0- 4				
0- 2	0- 0	0- 0	HOME	0- 0	0- 1	0- 1				
0- 6	0- 1	0- 1	AWAY	0- 0	0- 1	0- 3				
0- 0	0- 0	0- 0	NEUTRAL	0- 0	0- 0	0- 0				
0- 4	0- 0	0- 0	CONFERENCE	0- 0	0- 0	0- 4				
0- 1	0- 0	0- 0	HOME	0- 0	0- 0	0- 1				
0- 3	0- 0	0- 0	AWAY	0- 0	0- 0	0- 3				
0- 0	0- 0	0- 0	NEUTRAL	0- 0	0- 0	0- 0				

RPI 1-25				RPI 26-50				RPI 51-100				RPI 101+ Team's RPI: 345			
RPI	S	Opponent	Score	RPI	S	Opponent	Score	RPI	S	Opponent	Score	RPI	S	Opponent	Score
22	A	Texas	40 96	50	A	LSU	36 86					118	A	Ri ce	65 93
												149	H	Loui si ana Tech	48 89
												169	A	Abi lene Chri sti an	52 109
												170	A	UAB	48 91
												180	A	Grambl ing	51 75
												276	H	Loui si ana	59 70
												298	A	New Orle ans	76 88
												304	H	Incarnate Word	66 68
												312	A	La. -Monroe	60 69
												329	A	Northwestern St.	63 82
-----															
LAST 12 Division I GAMES:															
149	H	Loui si ana Tech	48 89	298	A	New Orle ans	76 88								
50	A	LSU	36 86	169	A	Abi lene Chri sti an	52 109								
170	A	UAB	48 91	329	A	Northwestern St.	63 82								
118	A	Ri ce	65 93	304	H	Incarnate Word	66 68								
312	A	La. -Monroe	60 69	276	H	Loui si ana	59 70								
22	A	Texas	40 96	180	A	Grambl ing	51 75								

Non-Div I Games: LSU-Alexandria 60 68 Southern-N. O. 106 54 Louisiana Col. 86 68

McNeese

Average RPI Win: 259

Average RPI Loss: 151

WON-LOST  
RECORDWINNING  
PCT. RANKLAST 10  
GAMESSTRENGTH OF  
SCHEDULEOPP. STRENGTH  
OF SCHEDULETEAM  
RPIADJ.  
RPICONF.  
RPIADJ CONF.  
RPIDIV. I ONLY  
DIV. I NON-CONF.6- 10  
5- 8235  
2244-6  
0- 0245  
303204  
229268  
310268  
3109  
99  
9

TOTALS

RPI 1-25

RPI 26-50

W-L RECORDS

RPI 51-100

RPI 101-150

RPI 150+

6- 10

0- 1

0- 0

OVERALL

0- 0

0- 5

6- 4

4- 5

0- 1

0- 0

HOME

0- 0

0- 3

4- 1

1- 5

0- 0

0- 0

AWAY

0- 0

0- 2

1- 3

1- 0

0- 0

0- 0

NEUTRAL

0- 0

0- 0

1- 0

5- 8

0- 0

0- 0

NON-CONFERENCE

0- 0

0- 4

5- 4

4- 4

0- 0

0- 0

HOME

0- 0

0- 3

4- 1

0- 4

0- 0

0- 0

AWAY

0- 0

0- 1

0- 3

1- 0

0- 0

0- 0

NEUTRAL

0- 0

0- 0

1- 0

1- 2

0- 1

0- 0

CONFERENCE

0- 0

0- 1

1- 0

0- 1

0- 1

0- 0

HOME

0- 0

0- 0

0- 0

1- 1

0- 0

0- 0

AWAY

0- 0

0- 1

1- 0

0- 0

0- 0

0- 0

NEUTRAL

0- 0

0- 0

0- 0

RPI 1-25

RPI 26-50

RPI 51-100

RPI 101+

Team's RPI: 268

RPI S Opponent Score  
19 H UCF 55 68

RPI S Opponent Score

RPI S Opponent Score

RPI	S	Opponent	Score
109	H	Toledo	48 58
121	A	Tulsa	39 46
122	A	Arkansas St.	66 77
128	H	Little Rock	60 63
149	H	Louisiana Tech	50 66
170	A	UAB	54 85
174	N	Mercer	59 53
187	A	George Washington	38 51
207	A	Coastal Caro.	71 90
216	H	Samford	53 48
228	H	Southeast Mo. St.	69 57
258	A	Wichita St.	71 50
298	H	New Orleans	59 66
331	H	Jackson St.	68 67
348	H	N.C. Central	77 56

LAST 12 Division I GAMES:

348	H	N.C. Central	77	56	258	A	Wichita St.	71	50
128	H	Little Rock	60	63	121	A	Tulsa	39	46
228	H	Southeast Mo. St.	69	57	19	H	UCF	55	68
216	H	Samford	53	48	187	A	George Washington	38	51
298	H	New Orleans	59	66	207	A	Coastal Caro.	71	90
109	H	Toledo	48	58	174	N	Mercer	59	53

Memphis

Memphis

Non-Div I Games:

Memphis

Loss, 
 Non-Conf, S Site, 
 H Home
A Away 
 N Neutral

Average RPI Win:	217	WON-LOST	WINNING	LAST 10	STRENGTH OF	OPP. STRENGTH	TEAM	ADJ.	CONF.	ADJ CONF.
Average RPI Loss:	138	RECORD	PCT. RANK	GAMES	SCHEDULE	OF SCHEDULE	RPI	RPI	RPI	RPI
DIV. I ONLY	9- 7	132	6-4	208	165	174	174	24	24	
DIV. I NON-CONF.	8- 7	160	0- 0	181	174	175	175	25	25	
-----										
TOTALS	RPI 1-25	RPI 26-50	W-L RECORDS	RPI 51-100	RPI 101-150	RPI 150+				
9- 7	0- 1	0- 1	OVERALL	0- 2	1- 0	8- 3				
5- 3	0- 1	0- 1	HOME	0- 0	1- 0	4- 1				
3- 3	0- 0	0- 0	AWAY	0- 2	0- 0	3- 1				
1- 1	0- 0	0- 0	NEUTRAL	0- 0	0- 0	1- 1				
8- 7	0- 1	0- 1	NON-CONFERENCE	0- 2	1- 0	7- 3				
4- 3	0- 1	0- 1	HOME	0- 0	1- 0	3- 1				
3- 3	0- 0	0- 0	AWAY	0- 2	0- 0	3- 1				
1- 1	0- 0	0- 0	NEUTRAL	0- 0	0- 0	1- 1				
1- 0	0- 0	0- 0	CONFERENCE	0- 0	0- 0	1- 0				
1- 0	0- 0	0- 0	HOME	0- 0	0- 0	1- 0				
0- 0	0- 0	0- 0	AWAY	0- 0	0- 0	0- 0				
0- 0	0- 0	0- 0	NEUTRAL	0- 0	0- 0	0- 0				

RPI 1-25				RPI 26-50				RPI 51-100				RPI 101+				Team's RPI: 174
RPI	S	Opponent	Score	RPI	S	Opponent	Score	RPI	S	Opponent	Score	RPI	S	Opponent	Score	
19	H	UCF	42 76	26	H	Florida St.	56 57	87	A	Georgia	60 67	141	H	Charlotte	57 40	
								91	A	Wake Forest	54 69	187	A	George Washington	61 53	
												202	H	Florida	92 82	
												206	N	Bowling Green	76 63	
												216	H	Samford	76 68	
												218	A	Jacksonville	66 71	
												222	H	UNC Asheville	61 47	
												225	A	Howard	85 70	
												257	H	Columbia	68 72	
												268	N	Memphis	53 59	
												273	H	Kennesaw St.	64 48	
												280	A	Ga. Southern	79 72	
LAST 12 Division I GAMES:																
187	A	George Washington	61 53	216	H	Samford	76 68									
225	A	Howard	85 70	257	H	Columbia	68 72									
141	H	Charlotte	57 40	218	A	Jacksonville	66 71									
26	H	Florida St.	56 57	222	H	UNC Asheville	61 47									
273	H	Kennesaw St.	64 48	206	N	Bowling Green	76 63									
87	A	Georgia	60 67	268	N	Memphis	53 59									

Non-Div I Games:

Mercer

Average RPI Win:	164	WON-LOST	WINNING	LAST 10	STRENGTH OF	OPP. STRENGTH	TEAM	ADJ.	CONF.	ADJ CONF.
Average RPI Loss:	29	RECORD	PCT. RANK	GAMES	SCHEDULE	OF SCHEDULE	RPI	RPI	RPI	RPI

DIV. I ONLY	14- 4	44	8-2	82	27	40	40	1	1
DIV. I NON-CONF.	12- 3	51	2- 1	140	23	45	45	1	1
-----									
TOTALS	RPI 1-25	RPI 26-50	W-L RECORDS	RPI 51-100	RPI 101-150	RPI 150+			
14- 4	1- 2	0- 2	OVERALL	4- 0	3- 0	6- 0			
10- 2	1- 1	0- 1	HOME	3- 0	2- 0	4- 0			
2- 2	0- 1	0- 1	AWAY	1- 0	0- 0	1- 0			
2- 0	0- 0	0- 0	NEUTRAL	0- 0	1- 0	1- 0			
12- 3	1- 2	0- 1	NON-CONFERENCE	2- 0	3- 0	6- 0			
9- 1	1- 1	0- 0	HOME	2- 0	2- 0	4- 0			
1- 2	0- 1	0- 1	AWAY	0- 0	0- 0	1- 0			
2- 0	0- 0	0- 0	NEUTRAL	0- 0	1- 0	1- 0			
2- 1	0- 0	0- 1	CONFERENCE	2- 0	0- 0	0- 0			
1- 1	0- 0	0- 1	HOME	1- 0	0- 0	0- 0			
1- 0	0- 0	0- 0	AWAY	1- 0	0- 0	0- 0			
0- 0	0- 0	0- 0	NEUTRAL	0- 0	0- 0	0- 0			

RPI 1-25				RPI 26-50				Team's RPI: 40				RPI 51-100				RPI 101+			
RPI	S	Opponent	Score	RPI	S	Opponent	Score	RPI	S	Opponent	Score	RPI	S	Opponent	Score	RPI	S	Opponent	Score
10	A	Iowa St.	52 75	44	H	Clemson	67 76	53	H	SFA	81 60	107	H	Hartford	75 62				
13	H	Marquette	63 55	45	A	Purdue	63 74	78	H	Virginia Tech	68 61	114	N	Alabama	101 74				
18	H	Central Mich.	80 90					91	A	Wake Forest	72 57	123	H	Colorado	73 58				
								92	H	Nebraska	82 68	173	N	Vanderbilt	90 65				
												250	H	UMES	71 53				
												253	H	Temple	73 61				
												298	H	New Orleans	78 38				
												317	A	FIU	94 43				
												340	H	Florida A&M	103 54				
LAST 12 Division I GAMES:																			
91	A	Wake Forest	72 57	107	H	Hartford	75 62												
78	H	Virginia Tech	68 61	13	H	Marquette	63 55												
18	H	Central Mich.	80 90	10	A	Iowa St.	52 75												
340	H	Florida A&M	103 54	44	H	Clemson	67 76												
114	N	Alabama	101 74	250	H	UMES	71 53												
173	N	Vanderbilt	90 65	298	H	New Orleans	78 38												

Non-Div I Games:

Miami (FL)

Average RPI Win:	243	WON-LOST	WINNING	LAST 10	STRENGTH OF	OPP. STRENGTH	TEAM	ADJ.	CONF.	ADJ CONF.
Average RPI Loss:	125	RECORD	PCT. RANK	GAMES	SCHEDULE	OF SCHEDULE	RPI	RPI	RPI	RPI
DIV. I ONLY	9- 4	77	6-4	266	226	139	139	8	8	
DIV. I NON-CONF.	8- 2	51	0- 0	336	297	136	136	8	8	
-----										
TOTALS	RPI 1-25	RPI 26-50	W-L RECORDS	RPI 51-100	RPI 101-150	RPI 150+				
9- 4	0- 1	0- 1	OVERALL	0- 0	2- 1	7- 1				
4- 1	0- 0	0- 1	HOME	0- 0	2- 0	2- 0				
5- 3	0- 1	0- 0	AWAY	0- 0	0- 1	5- 1				
0- 0	0- 0	0- 0	NEUTRAL	0- 0	0- 0	0- 0				
8- 2	0- 1	0- 0	NON-CONFERENCE	0- 0	1- 0	7- 1				
3- 0	0- 0	0- 0	HOME	0- 0	1- 0	2- 0				
5- 2	0- 1	0- 0	AWAY	0- 0	0- 0	5- 1				
0- 0	0- 0	0- 0	NEUTRAL	0- 0	0- 0	0- 0				
1- 2	0- 0	0- 1	CONFERENCE	0- 0	1- 1	0- 0				
1- 1	0- 0	0- 1	HOME	0- 0	1- 0	0- 0				
0- 1	0- 0	0- 0	AWAY	0- 0	0- 1	0- 0				
0- 0	0- 0	0- 0	NEUTRAL	0- 0	0- 0	0- 0				

RPI 1-25				RPI 26-50				RPI 51-100				RPI 101+				Team's RPI: 139
RPI	S	Opponent	Score	RPI	S	Opponent	Score	RPI	S	Opponent	Score	RPI	S	Opponent	Score	
6	A	Louisville	73 95	37	H	Buffalo	59 66					109	H	Toledo	65 64	
												115	A	Northern Ill.	71 82	
												130	H	Cincinnati	78 65	
												162	H	High Point	68 55	
												192	A	Jacksonville St.	58 41	
												301	A	Canisius	62 59	
												305	A	Valparaiso	68 47	
												322	H	Eastern Ky.	60 44	
												332	A	Detroit Mercy	78 59	
												338	A	UIC	65 56	
												340	A	Florida A&M	56 57	
LAST 12 Division I GAMES:																
340	A	Florida A&M	56 57	37	H	Buffalo	59 66									
305	A	Valparaiso	68 47	109	H	Toledo	65 64									
130	H	Cincinnati	78 65	115	A	Northern Ill.	71 82									
338	A	UIC	65 56	192	A	Jacksonville St.	58 41									
6	A	Louisville	73 95	332	A	Detroit Mercy	78 59									
162	H	High Point	68 55	322	H	Eastern Ky.	60 44									

Non-Div I Games: Ohio Dominican 74 29

Miami (OH)

Average RPI Win: 210 WON-LOST RECORD WINNING PCT. RANK LAST 10 GAMES STRENGTH OF SCHEDULE OPP. STRENGTH OF SCHEDULE TEAM RPI ADJ. RPI CONF. RPI ADJ CONF. RPI

DIV. I ONLY	11- 6	95	6-4	88	94	59	59	4	4
DIV. I NON-CONF.	9- 3	62	1- 1	189	141	75	75	5	5
TOTALS	RPI 1-25	RPI 26-50	W-L RECORDS	RPI 51-100	RPI 101-150	RPI 150+			
11- 6	0- 4	1- 1	OVERALL	3- 1	0- 0	7- 0			
7- 0	0- 0	0- 0	HOME	2- 0	0- 0	5- 0			
2- 5	0- 3	0- 1	AWAY	0- 1	0- 0	2- 0			
2- 1	0- 1	1- 0	NEUTRAL	1- 0	0- 0	0- 0			
9- 3	0- 3	1- 0	NON-CONFERENCE	1- 0	0- 0	7- 0			
5- 0	0- 0	0- 0	HOME	0- 0	0- 0	5- 0			
2- 2	0- 2	0- 0	AWAY	0- 0	0- 0	2- 0			
2- 1	0- 1	1- 0	NEUTRAL	1- 0	0- 0	0- 0			
2- 3	0- 1	0- 1	CONFERENCE	2- 1	0- 0	0- 0			
2- 0	0- 0	0- 0	HOME	2- 0	0- 0	0- 0			
0- 3	0- 1	0- 1	AWAY	0- 1	0- 0	0- 0			
0- 0	0- 0	0- 0	NEUTRAL	0- 0	0- 0	0- 0			

RPI S Opponent Score	RPI S Opponent Score	RPI S Opponent Score	RPI S Opponent Score
8 A NC State 55 66	35 N Missouri 70 54	92 A Nebraska 56 70	168 H Southern U. 76 35
13 A Marquette 74 85	45 A Purdue 70 71	94 H Northwestern 79 78	237 H Mt. St. Mary's 88 40
22 N Texas 52 69		97 H Minnesota 76 60	281 A Oakland 85 59
23 A Maryland 69 83		100 N Washington 80 73	295 A Western Mich. 79 42
			323 H Morgan St. 70 47
			332 H Detroit Mercy 95 62
			350 H LIU Brooklyn 83 38
LAST 12 Division I GAMES:			
45 A Purdue 70 71	100 N Washington 80 73	22 N Texas 52 69	
97 H Minnesota 76 60	23 A Maryland 69 83	94 H Northwestern 79 78	
92 A Nebraska 56 70	350 H LIU Brooklyn 83 38	13 A Marquette 74 85	
168 H Southern U. 76 35			
323 H Morgan St. 70 47			
281 A Oakland 85 59			

Non-Div I Games:

Michigan

Average RPI Loss: 56

DIV. I ONLY	12- 4	53	7-3	83	22	32	32	4	4
DIV. I NON-CONF.	10- 1	19	0- 0	178	41	35	35	5	5
TOTALS	RPI 1-25	RPI 26-50	W-L RECORDS	RPI 51-100	RPI 101-150	RPI 150+			
12- 4	2- 2	0- 0	OVERALL	2- 1	2- 1	6- 0			
9- 0	2- 0	0- 0	HOME	2- 0	1- 0	4- 0			
2- 3	0- 1	0- 0	AWAY	0- 1	1- 1	1- 0			
1- 1	0- 1	0- 0	NEUTRAL	0- 0	0- 0	1- 0			
10- 1	1- 1	0- 0	NON-CONFERENCE	1- 0	2- 0	6- 0			
7- 0	1- 0	0- 0	HOME	1- 0	1- 0	4- 0			
2- 0	0- 0	0- 0	AWAY	0- 0	1- 0	1- 0			
1- 1	0- 1	0- 0	NEUTRAL	0- 0	0- 0	1- 0			
2- 3	1- 1	0- 0	CONFERENCE	1- 1	0- 1	0- 0			
2- 0	1- 0	0- 0	HOME	1- 0	0- 0	0- 0			
0- 3	0- 1	0- 0	AWAY	0- 1	0- 1	0- 0			
0- 0	0- 0	0- 0	NEUTRAL	0- 0	0- 0	0- 0			

RPI 1-25				RPI 26-50				Team's RPI: 32				RPI 51-100				RPI 101+			
RPI	S	Opponent	Score	RPI	S	Opponent	Score	RPI	S	Opponent	Score	RPI	S	Opponent	Score	RPI	S	Opponent	Score
5	H	Oregon	88 82					81	H	Wright St.	84 68	104	A	Ohio St.	55 65				
8	N	NC State	74 78					94	A	Northwestern	62 70	107	A	Hartford	74 66				
12	H	Iowa	84 70					97	H	Minnesota	86 68	113	H	Virginia	91 66				
16	A	Indiana	64 68									206	H	Bowling Green	99 69				
												221	H	Texas Southern	91 45				
												271	H	ETSU	75 53				
												273	N	Kennesaw St.	75 51				
												274	H	Fla. Atlantic	89 74				
												281	A	Oakland	102 58				
LAST 12 Division I GAMES:																			
				12	H	Iowa	84 70	104	A	Ohio St.	55 65								
				274	H	Fla. Atlantic	89 74	97	H	Minnesota	86 68								
				107	A	Hartford	74 66	16	A	Indiana	64 68								
				5	H	Oregon	88 82	94	A	Northwestern	62 70								
				281	A	Oakland	102 58	113	H	Virginia	91 66								
				221	H	Texas Southern	91 45	273	N	Kennesaw St.	75 51								

### Non-Div I Games:

Mi chi gan St.

Average RPI Win:	208	WON-LOST	WINNING	LAST 10	STRENGTH OF	OPP. STRENGTH	TEAM	ADJ.	CONF.	ADJ CONF.
Average RPI Loss:	75	RECORD	PCT. RANK	GAMES	SCHEDULE	OF SCHEDULE	RPI	RPI	RPI	RPI
DIV. I ONLY	13- 4	50	8-2	168	143	62	62	16	16	
DIV. I NON-CONF.	9- 4	85	0- 1	99	166	53	53	19	19	
<hr/>										
TOTALS	RPI 1-25	RPI 26-50	W-L RECORDS	RPI 51-100	RPI 101-150	RPI 150+				
13- 4	0- 0	0- 1	OVERALL	1- 1	2- 2	10- 0				
6- 1	0- 0	0- 0	HOME	0- 1	1- 0	5- 0				
5- 3	0- 0	0- 1	AWAY	1- 0	0- 2	4- 0				
2- 0	0- 0	0- 0	NEUTRAL	0- 0	1- 0	1- 0				
9- 4	0- 0	0- 1	NON-CONFERENCE	1- 1	1- 2	7- 0				
4- 1	0- 0	0- 0	HOME	0- 1	0- 0	4- 0				
3- 3	0- 0	0- 1	AWAY	1- 0	0- 2	2- 0				
2- 0	0- 0	0- 0	NEUTRAL	0- 0	1- 0	1- 0				
4- 0	0- 0	0- 0	CONFERENCE	0- 0	1- 0	3- 0				
2- 0	0- 0	0- 0	HOME	0- 0	1- 0	1- 0				
2- 0	0- 0	0- 0	AWAY	0- 0	0- 0	2- 0				
0- 0	0- 0	0- 0	NEUTRAL	0- 0	0- 0	0- 0				

RPI 1-25				RPI 26-50				RPI 51-100				Team's RPI: 62				RPI 101+			
RPI	S	Opponent	Score	RPI	S	Opponent	Score	RPI	S	Opponent	Score	RPI	S	Opponent	Score	RPI	S	Opponent	Score
				31	A	Kentucky	55 72					60	H	Belmont	38 45	103	A	Fordham	49 61
												86	A	Troy	67 64				
																105	A	Tennessee Tech	64 68
																132	N	Chattanooga	58 47
																149	H	Louisiana Tech	75 38
																173	H	Vanderbilt	65 58
																184	H	Georgia St.	69 54
																208	A	Furman	78 71
																222	H	UNC Asheville	67 46
																223	N	Dartmouth	70 58
																230	H	Southern Miss.	66 49
																234	A	UNLV	66 62
																269	H	Mississippi Val.	101 51
																274	A	Fla. Atlantic	74 55
																317	A	FIU	49 43
LAST 12 Division I GAMES:																			
				274	A	Fla. Atlantic	74 55					103	A	Fordham	49 61				
				317	A	FIU	49 43					234	A	UNLV	66 62				
				132	N	Chattanooga	58 47					149	H	Louisiana Tech	75 38				
				222	H	UNC Asheville	67 46					230	H	Southern Miss.	66 49				
				31	A	Kentucky	55 72					184	H	Georgia St.	69 54				
				86	A	Troy	67 64					223	N	Dartmouth	70 58				

Non-Div I Games:

Middle Tenn.



Average RPI	Win:	242	WON-LOST	WINNING	LAST 10	STRENGTH OF	OPP. STRENGTH	TEAM	ADJ.	CONF.	ADJ CONF.
Average RPI	Loss:	83	RECORD	PCT. RANK	GAMES	SCHEDULE	OF SCHEDULE	RPI	RPI	RPI	RPI
DIV. I ONLY		7- 9		202	5-5	144	154	182	182	19	19
DIV. I NON-CONF.		5- 6		177	0- 0	121	175	169	169	18	18
-----											
TOTALS	RPI 1-25		RPI 26-50		W-L RECORDS	RPI 51-100		RPI 101-150		RPI 150+	
7- 9	0- 2		0- 2		OVERALL	0- 3		1- 0		6- 2	
4- 4	0- 1		0- 2		HOME	0- 0		1- 0		3- 1	
2- 5	0- 1		0- 0		AWAY	0- 3		0- 0		2- 1	
1- 0	0- 0		0- 0		NEUTRAL	0- 0		0- 0		1- 0	
5- 6	0- 2		0- 1		NON-CONFERENCE	0- 2		0- 0		5- 1	
2- 3	0- 1		0- 1		HOME	0- 0		0- 0		2- 1	
2- 3	0- 1		0- 0		AWAY	0- 2		0- 0		2- 0	
1- 0	0- 0		0- 0		NEUTRAL	0- 0		0- 0		1- 0	
2- 3	0- 0		0- 1		CONFERENCE	0- 1		1- 0		1- 1	
2- 1	0- 0		0- 1		HOME	0- 0		1- 0		1- 0	
0- 2	0- 0		0- 0		AWAY	0- 1		0- 0		0- 1	
0- 0	0- 0		0- 0		NEUTRAL	0- 0		0- 0		0- 0	

RPI	S	Opponent	Score	RPI	S	Opponent	Score	RPI	S	Opponent	Score	RPI	S	Opponent	Score	Team's RPI: 182
13	H	Marquette	74 83	26	H	Florida St.	62 87	54	A	Saint Mary's (CA)	71 73	119	H	Youngstown St.	71 68	
16	A	Indiana	66 68	42	H	Green Bay	62 76	81	A	Wright St.	57 61	152	H	Wisconsin	57 68	
								96	A	Fresno St.	48 65	191	A	North Dakota	64 46	
												209	N	UC Riverside	56 54	
												257	H	Columbia	78 65	
												260	H	Cleveland St.	59 53	
												267	A	Northern Ky.	54 55	
												321	A	North Dakota St.	57 55	
												336	H	Purdue Fort Wayne	70 48	
-----																
LAST 12 Division I GAMES:																
42	H	Green Bay	62 76	260	H	Cleveland St.	59 53									
26	H	Florida St.	62 87	119	H	Youngstown St.	71 68									
321	A	North Dakota St.	57 55	81	A	Wright St.	57 61									
191	A	North Dakota	64 46	267	A	Northern Ky.	54 55									
336	H	Purdue Fort Wayne	70 48	209	N	UC Riverside	56 54									
13	H	Marquette	74 83	54	A	Saint Mary's (CA)	71 73									

Non-Div I Games:

Milwaukee

Average RPI	Win:	204	WON-LOST	WINNING	LAST 10	STRENGTH OF	OPP. STRENGTH	TEAM	ADJ.	CONF.	ADJ CONF.
Average RPI	Loss:	63	RECORD	PCT. RANK	GAMES	SCHEDULE	OF SCHEDULE	RPI	RPI	RPI	RPI
DIV. I ONLY		12- 4	53	6-4	189	80	97	97	4	4	
DIV. I NON-CONF.		11- 0	1	0- 0	294	120	50	50	5	5	
-----											
TOTALS	RPI 1-25		RPI 26-50		W-L RECORDS	RPI 51-100		RPI 101-150		RPI 150+	
12- 4	1- 1		0- 1		OVERALL	1- 1		0- 1		10- 0	
10- 2	1- 1		0- 0		HOME	0- 0		0- 1		9- 0	
2- 2	0- 0		0- 1		AWAY	1- 1		0- 0		1- 0	
0- 0	0- 0		0- 0		NEUTRAL	0- 0		0- 0		0- 0	
11- 0	1- 0		0- 0		NON-CONFERENCE	1- 0		0- 0		9- 0	
9- 0	1- 0		0- 0		HOME	0- 0		0- 0		8- 0	
2- 0	0- 0		0- 0		AWAY	1- 0		0- 0		1- 0	
0- 0	0- 0		0- 0		NEUTRAL	0- 0		0- 0		0- 0	
1- 4	0- 1		0- 1		CONFERENCE	0- 1		0- 1		1- 0	
1- 2	0- 1		0- 0		HOME	0- 0		0- 1		1- 0	
0- 2	0- 0		0- 1		AWAY	0- 1		0- 0		0- 0	
0- 0	0- 0		0- 0		NEUTRAL	0- 0		0- 0		0- 0	

RPI	S	Opponent	Score	RPI	S	Opponent	Score	RPI	S	Opponent	Score	RPI	S	Opponent	Score
4	H	Syracuse	72 68	32	A	Michigan St.	68 86	59	A	Michigan	60 76	150	H	Illinois	62 66
12	H	Iowa	63 81					79	A	Boston College	77 69	152	H	Wisconsin	74 56
												165	A	Xavier	78 53
												185	H	Rhode Island	91 71
												195	H	Cornell	65 45
												213	H	Air Force	67 50
												227	H	San Diego	53 48
												287	H	Coppin St.	84 52
												299	H	New Hampshire	70 47
												304	H	Incarnate Word	75 39
												341	H	Ark. -Pine Bluff	84 42
-----															
Team's RPI: 97															
LAST 12 Division I GAMES:															
152	H	Wisconsin	74 56	12	H	Iowa	63 81	150	H	Illinois	62 66				
185	H	Rhode Island	91 71	32	A	Michigan St.	68 86	59	A	Michigan	60 76				
287	H	Coppin St.	84 52					4	H	Syracuse	72 68				
79	A	Boston College	77 69					195	H	Cornell	65 45				
304	H	Incarnate Word	75 39												
213	H	Air Force	67 50												

Non-Div I Games:

Minnesota

Average RPI	Win:	140	WON-LOST	WINNING	LAST 10	STRENGTH OF	OPP. STRENGTH	TEAM	ADJ.	CONF.	ADJ CONF.
Average RPI	Loss:	5	RECORD	PCT. RANK	GAMES	SCHEDULE	OF SCHEDULE	RPI	RPI	RPI	RPI
DIV. I ONLY		16- 1		2	9-1	38	52	9	9	6	6
DIV. I NON-CONF.		12- 1		10	0- 0	114	39	14	14	6	6
-----											
TOTALS	RPI 1-25		RPI 26-50		W-L RECORDS	RPI 51-100		RPI 101-150		RPI 150+	
16- 1	2- 1		2- 0		OVERALL	4- 0		2- 0		6- 0	
9- 0	1- 0		1- 0		HOME	2- 0		0- 0		5- 0	
7- 1	1- 1		1- 0		AWAY	2- 0		2- 0		1- 0	
0- 0	0- 0		0- 0		NEUTRAL	0- 0		0- 0		0- 0	
12- 1	2- 1		0- 0		NON-CONFERENCE	2- 0		2- 0		6- 0	
7- 0	1- 0		0- 0		HOME	1- 0		0- 0		5- 0	
5- 1	1- 1		0- 0		AWAY	1- 0		2- 0		1- 0	
0- 0	0- 0		0- 0		NEUTRAL	0- 0		0- 0		0- 0	
4- 0	0- 0		2- 0		CONFERENCE	2- 0		0- 0		0- 0	
2- 0	0- 0		1- 0		HOME	1- 0		0- 0		0- 0	
2- 0	0- 0		1- 0		AWAY	1- 0		0- 0		0- 0	
0- 0	0- 0		0- 0		NEUTRAL	0- 0		0- 0		0- 0	

RPI	S	Opponent	Score	RPI	S	Opponent	Score	RPI	S	Opponent	Score	RPI	S	Opponent	Score
5	A	Oregon	74 82	31	H	Kentucky	86 71	55	A	Arkansas	93 69	113	A	Virginia	72 44
13	H	Marquette	87 82	47	A	Auburn	85 59	76	H	Lamar University	104 53	128	A	Little Rock	98 63
22	A	Texas	67 49					87	H	Georgia	80 71	208	H	Furman	106 41
								100	A	Washington	103 56	228	H	Southeast Mo. St.	88 53
												230	A	Southern Miss.	86 42
												276	H	Louisiana	104 36
												287	H	Coppin St.	110 38
												331	H	Jackson St.	105 38
-----															
LAST 12 Division I GAMES:															
276	H	Louisiana	104 36	47	A	Auburn	85 59	55	A	Arkansas	93 69	113	A	Virginia	72 44
100	A	Washington	103 56	87	H	Georgia	80 71	76	H	Lamar University	104 53	128	A	Little Rock	98 63
5	A	Oregon	74 82	31	H	Kentucky	86 71	87	H	Georgia	80 71	208	H	Furman	106 41
230	A	Southern Miss.	86 42	47	A	Auburn	85 59	100	A	Washington	103 56	228	H	Southeast Mo. St.	88 53
13	H	Marquette	87 82	87	H	Georgia	80 71					230	A	Southern Miss.	86 42
22	A	Texas	67 49	31	H	Kentucky	86 71					276	H	Louisiana	104 36
				55	A	Arkansas	93 69					287	H	Coppin St.	110 38
				128	A	Little Rock	98 63					331	H	Jackson St.	105 38
				331	H	Jackson St.	105 38								

Non-Div I Games:

Mississippi St.

Average RPI Win:	313	WON-LOST	WINNING	LAST 10	STRENGTH OF	OPP. STRENGTH	TEAM	ADJ.	CONF.	ADJ CONF.
Average RPI Loss:	169	RECORD	PCT. RANK	GAMES	SCHEDULE	OF SCHEDULE	RPI	RPI	RPI	RPI
DIV. I ONLY	3- 11	300	2-8	198	321	269	269	29	29	
DIV. I NON-CONF.	1- 10	330	0- 0	88	325	272	272	26	26	
-----										
TOTALS	RPI 1-25	RPI 26-50	W-L RECORDS	RPI 51-100	RPI 101-150	RPI 150+				
3- 11	0- 0	0- 0	OVERALL	0- 3	0- 2	3- 6				
1- 2	0- 0	0- 0	HOME	0- 0	0- 0	1- 2				
2- 8	0- 0	0- 0	AWAY	0- 2	0- 2	2- 4				
0- 1	0- 0	0- 0	NEUTRAL	0- 1	0- 0	0- 0				
1- 10	0- 0	0- 0	NON-CONFERENCE	0- 3	0- 2	1- 5				
0- 1	0- 0	0- 0	HOME	0- 0	0- 0	0- 1				
1- 8	0- 0	0- 0	AWAY	0- 2	0- 2	1- 4				
0- 1	0- 0	0- 0	NEUTRAL	0- 1	0- 0	0- 0				
2- 1	0- 0	0- 0	CONFERENCE	0- 0	0- 0	2- 1				
1- 1	0- 0	0- 0	HOME	0- 0	0- 0	1- 1				
1- 0	0- 0	0- 0	AWAY	0- 0	0- 0	1- 0				
0- 0	0- 0	0- 0	NEUTRAL	0- 0	0- 0	0- 0				

RPI 1-25				RPI 26-50				RPI 51-100				RPI 101+ Team's RPI: 269					
RPI	S	Opponent	Score	RPI	S	Opponent	Score	RPI	S	Opponent	Score	RPI	S	Opponent	Score		
								62	A	Middle Tenn.	51	101	122	A	Arkansas St.	57	60
								77	A	TCU	47	96	124	A	UT Martin	51	110
								86	N	Troy	54	75	172	H	North Ala.	72	86
													176	A	Nicholls St.	47	72
													230	A	Southern Miss.	60	67
													239	A	SMU	47	62
													255	H	Alabama A&M	60	80
													263	H	Alabama St.	64	62
													312	A	La. -Monroe	65	72
													334	A	Austin Peay	95	89
													341	A	Ark. -Pine Bluff	62	56
LAST 12 Division I GAMES:																	
								172	H	North Ala.	72	86	263	H	Alabama St.	64	62
								122	A	Arkansas St.	57	60	255	H	Alabama A&M	60	80
								312	A	La. -Monroe	65	72	341	A	Ark. -Pine Bluff	62	56
								176	A	Nicholls St.	47	72	124	A	UT Martin	51	110
								86	N	Troy	54	75	62	A	Middle Tenn.	51	101
								230	A	Southern Miss.	60	67	334	A	Austin Peay	95	89

Non-Div I Games:

Mississippi Val.

M  
i  
s  
s  
o  
u  
r  
i

Missouri				Through Games Of Jan. 14, 2019							
Average RPI	Win:	135	WON-LOST	WINNING	LAST 10	STRENGTH OF	OPP. STRENGTH	TEAM	ADJ.	CONF.	ADJ CONF.
Average RPI	Loss:	81	RECORD	PCT. RANK	GAMES	SCHEDULE	OF SCHEDULE	RPI	RPI	RPI	RPI
DIV. I ONLY	14- 4	44	8-2	79	35	35	35	6	6		
DIV. I NON-CONF.	11- 3	57	1- 0	90	53	42	42	6	6		
-----											
TOTALS	RPI 1-25		RPI 26-50		W-L RECORDS	RPI 51-100		RPI 101-150		RPI 150+	
14- 4	0- 1		2- 1		OVERALL	2- 1		5- 0		5- 1	
7- 2	0- 1		0- 1		HOME	1- 0		3- 0		3- 0	
5- 1	0- 0		1- 0		AWAY	0- 0		2- 0		2- 1	
2- 1	0- 0		1- 0		NEUTRAL	1- 1		0- 0		0- 0	
11- 3	0- 1		1- 1		NON-CONFERENCE	1- 1		5- 0		4- 0	
5- 2	0- 1		0- 1		HOME	0- 0		3- 0		2- 0	
4- 0	0- 0		0- 0		AWAY	0- 0		2- 0		2- 0	
2- 1	0- 0		1- 0		NEUTRAL	1- 1		0- 0		0- 0	
3- 1	0- 0		1- 0		CONFERENCE	1- 0		0- 0		1- 1	
2- 0	0- 0		0- 0		HOME	1- 0		0- 0		1- 0	
1- 1	0- 0		1- 0		AWAY	0- 0		0- 0		0- 1	
0- 0	0- 0		0- 0		NEUTRAL	0- 0		0- 0		0- 0	
-----											
RPI 1-25				RPI 26-50		Team's RPI: 35		RPI 51-100		RPI 101+	
RPI S	Opponent	Score		RPI S	Opponent	Score		RPI S	Opponent	Score	
21 H	South Dakota	61	74	30 A	Tennessee	66 64		55 H	Arkansas	71 53	
				41 N	Duke	62 54		59 N	Michigan	54 70	
				42 H	Green Bay	49 56		70 N	Quinnipiac	65 51	
-----											
LAST 12 Division I GAMES:											
30 A	Tennessee	66 64		41 N	Duke	62 54		122 H	Arkansas St.	70 50	
189 H	Ole Miss	78 55		70 N	Quinnipiac	65 51		135 H	Missouri St.	65 61	
122 H	Arkansas St.	70 50		202 A	Florida	56 58		138 A	West Virginia	68 51	
150 A	Illinois	67 45		55 H	Arkansas	71 53		144 H	Texas St.	69 50	
144 H	Texas St.	69 50		197 A	Saint Louis	74 62		150 A	Illinois	67 45	
21 H	South Dakota	61 74		179 H	UMKC	66 59		179 H	UMKC	66 59	
								189 H	Ole Miss	78 55	
								197 A	Saint Louis	74 62	
								202 A	Florida	56 58	
								210 H	SIUE	59 36	
								229 A	Western Ill.	89 64	

M  
i  
s  
s  
o  
u  
r  
i

Non-Div I Games:

Mi ssouri

Average RPI Win:	190	WON-LOST	WINNING	LAST 10	STRENGTH OF	OPP. STRENGTH	TEAM	ADJ.	CONF.	ADJ CONF.
Average RPI Loss:	100	RECORD	PCT. RANK	GAMES	SCHEDULE	OF SCHEDULE	RPI	RPI	RPI	RPI
DIV. I ONLY	7- 7	166	6-4	66	140	135	135	13	13	
DIV. I NON-CONF.	4- 7	228	0- 0	34	91	135	135	14	14	
-----										
TOTALS	RPI 1-25	RPI 26-50	W-L RECORDS	RPI 51-100	RPI 101-150	RPI 150+				
7- 7	0- 3	0- 1	OVERALL	0- 0	3- 0	4- 3				
5- 2	0- 2	0- 0	HOME	0- 0	2- 0	3- 0				
0- 5	0- 1	0- 1	AWAY	0- 0	0- 0	0- 3				
2- 0	0- 0	0- 0	NEUTRAL	0- 0	1- 0	1- 0				
4- 7	0- 3	0- 1	NON-CONFERENCE	0- 0	2- 0	2- 3				
2- 2	0- 2	0- 0	HOME	0- 0	1- 0	1- 0				
0- 5	0- 1	0- 1	AWAY	0- 0	0- 0	0- 3				
2- 0	0- 0	0- 0	NEUTRAL	0- 0	1- 0	1- 0				
3- 0	0- 0	0- 0	CONFERENCE	0- 0	1- 0	2- 0				
3- 0	0- 0	0- 0	HOME	0- 0	1- 0	2- 0				
0- 0	0- 0	0- 0	AWAY	0- 0	0- 0	0- 0				
0- 0	0- 0	0- 0	NEUTRAL	0- 0	0- 0	0- 0				

RPI 1-25				RPI 26-50				RPI 51-100				RPI 101+				Team's RPI: 135
RPI	S	Opponent	Score	RPI	S	Opponent	Score	RPI	S	Opponent	Score	RPI	S	Opponent	Score	
11	H	Gonzaga	67 70	35	A	Missouri	61 65					128	H	Little Rock	48 44	
16	A	Indiana	74 98									146	H	Indiana St.	71 58	
21	H	South Dakota	74 85									149	N	Louisiana Tech	82 70	
												158	A	Santa Clara	73 77	
												166	H	Southern Ill.	66 51	
												190	H	Ball St.	74 54	
												200	A	North Texas	76 83	
												210	N	SIUE	68 65	
												258	A	Wichita St.	60 63	
												344	H	Evansville	88 66	
LAST 12 Division I GAMES:																
210	N	SIUE	68 65	166	H	Southern Ill.	66 51									
149	N	Louisiana Tech	82 70	344	H	Evansville	88 66									
11	H	Gonzaga	67 70	146	H	Indiana St.	71 58									
16	A	Indiana	74 98	128	H	Little Rock	48 44									
21	H	South Dakota	74 85	158	A	Santa Clara	73 77									
200	A	North Texas	76 83	190	H	Ball St.	74 54									

Non-Div I Games:

Missouri St.

Average RPI Win:	246	WON-LOST	WINNING	LAST 10	STRENGTH OF	OPP. STRENGTH	TEAM	ADJ.	CONF.	ADJ CONF.
Average RPI Loss:	162	RECORD	PCT. RANK	GAMES	SCHEDULE	OF SCHEDULE	RPI	RPI	RPI	RPI

DIV. I ONLY	5- 9	240	5-5	235	223	246	246	27	27
DIV. I NON-CONF.	4- 7	228	0- 0	198	261	237	237	28	28
-----									
TOTALS	RPI 1-25	RPI 26-50	W-L RECORDS	RPI 51-100	RPI 101-150	RPI 150+			
5- 9	0- 0	0- 0	OVERALL	0- 4	0- 1	5- 4			
2- 4	0- 0	0- 0	HOME	0- 2	0- 0	2- 2			
3- 5	0- 0	0- 0	AWAY	0- 2	0- 1	3- 2			
0- 0	0- 0	0- 0	NEUTRAL	0- 0	0- 0	0- 0			
4- 7	0- 0	0- 0	NON-CONFERENCE	0- 3	0- 1	4- 3			
2- 3	0- 0	0- 0	HOME	0- 2	0- 0	2- 1			
2- 4	0- 0	0- 0	AWAY	0- 1	0- 1	2- 2			
0- 0	0- 0	0- 0	NEUTRAL	0- 0	0- 0	0- 0			
1- 2	0- 0	0- 0	CONFERENCE	0- 1	0- 0	1- 1			
0- 1	0- 0	0- 0	HOME	0- 0	0- 0	0- 1			
1- 1	0- 0	0- 0	AWAY	0- 1	0- 0	1- 0			
0- 0	0- 0	0- 0	NEUTRAL	0- 0	0- 0	0- 0			

RPI 1-25	RPI 26-50	RPI 51-100	RPI 101+	Team's RPI: 246
RPI S Opponent Score	RPI S Opponent Score	RPI S Opponent Score	RPI S Opponent Score	
		63 H Bucknell 32 70	116 A Lehigh 48 63	
		70 A Quinnipiac 38 67	187 A George Washington 55 51	
		78 A Virginia Tech 49 82	196 A East Carolina 67 73	
		89 H Princeton 47 79	201 H Navy 68 67	
			205 H Rider 43 55	
			235 A Sacred Heart 55 50	
			296 H Albany (NY) 64 56	
			311 A Iona 55 38	
			313 H Loyola Maryland 67 75	
			328 A Lafayette 69 73	
LAST 12 Division I GAMES:				
201 H Navy 68 67	70 A Quinnipiac 38 67			
89 H Princeton 47 79	205 H Rider 43 55			
328 A Lafayette 69 73	311 A Iona 55 38			
187 A George Washington 55 51	313 H Loyola Maryland 67 75			
235 A Sacred Heart 55 50	78 A Virginia Tech 49 82			
296 H Albany (NY) 64 56	116 A Lehigh 48 63			

Non-Div I Games:

Monmouth

Average RPI Win: 215 WON-LOST RECORD WINNING PCT. RANK LAST 10 GAMES STRENGTH OF SCHEDULE OPP. STRENGTH OF SCHEDULE TEAM RPI ADJ. RPI CONF. RPI ADJ CONF. RPI

DIV. I ONLY	7- 7	166	5-5	105	129	154	154	14	14
DIV. I NON-CONF.	4- 4	162	1- 0	30	107	73	73	12	12
TOTALS	RPI 1-25	RPI 26-50	W-L RECORDS	RPI 51-100	RPI 101-150	RPI 150+			
7- 7	0- 2	0- 0	OVERALL	0- 3	2- 1	5- 1			
4- 3	0- 1	0- 0	HOME	0- 1	2- 0	2- 1			
2- 4	0- 1	0- 0	AWAY	0- 2	0- 1	2- 0			
1- 0	0- 0	0- 0	NEUTRAL	0- 0	0- 0	1- 0			
4- 4	0- 2	0- 0	NON-CONFERENCE	0- 2	2- 0	2- 0			
2- 1	0- 1	0- 0	HOME	0- 0	2- 0	0- 0			
1- 3	0- 1	0- 0	AWAY	0- 2	0- 0	1- 0			
1- 0	0- 0	0- 0	NEUTRAL	0- 0	0- 0	1- 0			
3- 3	0- 0	0- 0	CONFERENCE	0- 1	0- 1	3- 1			
2- 2	0- 0	0- 0	HOME	0- 1	0- 0	2- 1			
1- 1	0- 0	0- 0	AWAY	0- 0	0- 1	1- 0			
0- 0	0- 0	0- 0	NEUTRAL	0- 0	0- 0	0- 0			

RPI	S	Opponent	Score	RPI	S	Opponent	Score	RPI	S	Opponent	Score	RPI	S	Opponent	Score	Team's RPI: 154
11	A	Gonzaga	52 76					56	A	Arizona	51 100	115	H	Northern Ill.	86 70	
21	H	South Dakota	41 64					82	H	Northern Colo.	62 73	137	H	UC Davis	62 56	
								100	A	Washington	54 69	148	A	Portland St.	60 78	
												188	H	Eastern Wash.	62 68	
												199	H	Southern Utah	79 57	
												233	N	Saint Francis (PA)	79 77	
												242	H	Northern Ariz.	78 62	
												247	A	Sacramento St.	88 86	
												333	A	Grand Canyon	69 47	
LAST 12 Division I GAMES:																
148	A	Portland St.	60 78	233	N	Saint Francis (PA)	79 77	137	H	UC Davis	62 56	82	H	Northern Colo.	62 73	
247	A	Sacramento St.	88 86	188	H	Eastern Wash.	62 68	56	A	Arizona	51 100	115	H	Northern Ill.	86 70	
199	H	Southern Utah	79 57	100	A	Washington	54 69									
242	H	Northern Ariz.	78 62	333	A	Grand Canyon	69 47									

Non-Div I Games: Providence (MT) 90 45

Montana



Average RPI	Win:	203	WON-LOST	WINNING	LAST 10	STRENGTH OF	OPP. STRENGTH	TEAM	ADJ.	CONF.	ADJ CONF.
Average RPI	Loss:	70	RECORD	PCT. RANK	GAMES	SCHEDULE	OF SCHEDULE	RPI	RPI	RPI	RPI
DIV. I ONLY		8- 7		151	5-5	106	85	110	110	14	14
DIV. I NON-CONF.		4- 5		190	1- 0	92	27	111	111	12	12
-----											
TOTALS	RPI 1-25		RPI 26-50		W-L RECORDS	RPI 51-100		RPI 101-150		RPI 150+	
8- 7	0- 1		0- 1		OVERALL	1- 3		1- 2		6- 0	
4- 2	0- 0		0- 1		HOME	0- 0		0- 1		4- 0	
3- 5	0- 1		0- 0		AWAY	1- 3		1- 1		1- 0	
1- 0	0- 0		0- 0		NEUTRAL	0- 0		0- 0		1- 0	
4- 5	0- 1		0- 1		NON-CONFERENCE	0- 3		1- 0		3- 0	
2- 1	0- 0		0- 1		HOME	0- 0		0- 0		2- 0	
1- 4	0- 1		0- 0		AWAY	0- 3		1- 0		0- 0	
1- 0	0- 0		0- 0		NEUTRAL	0- 0		0- 0		1- 0	
4- 2	0- 0		0- 0		CONFERENCE	1- 0		0- 2		3- 0	
2- 1	0- 0		0- 0		HOME	0- 0		0- 1		2- 0	
2- 1	0- 0		0- 0		AWAY	1- 0		0- 1		1- 0	
0- 0	0- 0		0- 0		NEUTRAL	0- 0		0- 0		0- 0	

RPI 1-25				RPI 26-50				RPI 51-100				RPI 101+ Team's RPI: 110			
RPI	S	Opponent	Score	RPI	S	Opponent	Score	RPI	S	Opponent	Score	RPI	S	Opponent	Score
13	A	Marquette	52 100	27	H	South Dakota St.	67 88	53	A	SFA	53 60	106	H	Idaho	66 82
								65	A	Wyoming	58 66	144	A	Texas St.	67 59
								77	A	TCU	49 71	148	A	Portland St.	53 55
								82	A	Northern Colo.	79 66	198	N	Delaware	69 60
												199	H	Southern Utah	69 64
												215	H	Long Beach St.	85 62
												242	H	Northern Ariz.	80 70
												247	A	Sacramento St.	69 53
												300	H	Omaha	59 56
-----															
LAST 12 Division I GAMES:															
148	A	Portland St.	53 55	144	A	Texas St.	67 59	82	A	Northern Colo.	79 66	106	H	Idaho	66 82
242	H	Northern Ariz.	80 70	247	A	Sacramento St.	69 53	53	A	SFA	53 60	215	H	Long Beach St.	85 62
199	H	Southern Utah	69 64	27	H	South Dakota St.	67 88	77	A	TCU	49 71				
27	H	South Dakota St.	67 88												
300	H	Omaha	59 56												
77	A	TCU	49 71												

Non-Div I Games: Carroll (MT) 64 48

Montana St.

Loss, Non-Conf, S Site, H Home A Away N Neutral

Average RPI Win:	280	WON-LOST	WINNING	LAST 10	STRENGTH OF	OPP. STRENGTH	TEAM	ADJ.	CONF.	ADJ CONF.
Average RPI Loss:	158	RECORD	PCT. RANK	GAMES	SCHEDULE	OF SCHEDULE	RPI	RPI	RPI	RPI
DIV. I ONLY	9- 6	113	5-5	318	269	183	183	21	21	
DIV. I NON-CONF.	7- 4	109	0- 0	295	280	190	190	20	20	
<hr/>										
TOTALS	RPI 1-25	RPI 26-50	W-L RECORDS	RPI 51-100	RPI 101-150	RPI 150+				
9- 6	0- 1	0- 1	OVERALL	0- 1	0- 0	9- 3				
4- 1	0- 0	0- 0	HOME	0- 0	0- 0	4- 1				
5- 5	0- 1	0- 1	AWAY	0- 1	0- 0	5- 2				
0- 0	0- 0	0- 0	NEUTRAL	0- 0	0- 0	0- 0				
7- 4	0- 1	0- 1	NON-CONFERENCE	0- 0	0- 0	7- 2				
4- 1	0- 0	0- 0	HOME	0- 0	0- 0	4- 1				
3- 3	0- 1	0- 1	AWAY	0- 0	0- 0	3- 1				
0- 0	0- 0	0- 0	NEUTRAL	0- 0	0- 0	0- 0				
2- 2	0- 0	0- 0	CONFERENCE	0- 1	0- 0	2- 1				
0- 0	0- 0	0- 0	HOME	0- 0	0- 0	0- 0				
2- 2	0- 0	0- 0	AWAY	0- 1	0- 0	2- 1				
0- 0	0- 0	0- 0	NEUTRAL	0- 0	0- 0	0- 0				

RPI 1-25				RPI 26-50				RPI 51-100				RPI 101+				Team's RPI: 183
RPI	S	Opponent	Score	RPI	S	Opponent	Score	RPI	S	Opponent	Score	RPI	S	Opponent	Score	
3	A	Baylor	58 96	31	A	Kentucky	57 87	60	A	Belmont	50 77	151	A	Radford	79 72	
												226	A	Gardner-Webb	84 69	
												233	A	Saint Francis (PA)	83 89	
												249	A	Murray St.	83 61	
												266	A	N.C. A&T	72 67	
												288	H	St. Francis Brooklyn	94 101	
												305	H	Valparaiso	68 62	
												314	A	Tennessee St.	85 62	
												324	H	Lipscomb	79 44	
												334	A	Austin Peay	80 81	
												342	H	Chicago St.	104 68	
												344	H	Evansville	85 63	
<hr/>																
LAST 12 Division I GAMES:																
324	H	Lipscomb	79 44	314	A	Tennessee St.	85 62									
233	A	Saint Francis (PA)	83 89	60	A	Belmont	50 77									
151	A	Radford	79 72	334	A	Austin Peay	80 81									
3	A	Baylor	58 96	249	A	Murray St.	83 61									
344	H	Evansville	85 63	288	H	St. Francis Brooklyn	94 101									
31	A	Kentucky	57 87	342	H	Chicago St.	104 68									

Non-Div I Games: Alice Lloyd 121 56 Ky. Christian 119 28

Morehead St.

Average RPI Win: 310  
Average RPI Loss: 164

WON-LOST  
RECORD

WINNING  
PCT. RANK

LAST 10  
GAMES

STRENGTH OF  
SCHEDULE

OPP. STRENGTH  
OF SCHEDULE

TEAM  
RPI

ADJ.  
RPI

CONF.  
RPI

ADJ CONF.  
RPI

DIV. I ONLY	3- 12	306	3-7	234	280	323	323	32	32
DIV. I NON-CONF.	1- 11	335	0- 1	172	189	322	322	32	32
-----									
TOTALS	RPI 1-25	RPI 26-50	W-L RECORDS	RPI 51-100	RPI 101-150	RPI 150+			
3- 12	0- 1	0- 0	OVERALL	0- 3	0- 3	3- 5			
3- 3	0- 0	0- 0	HOME	0- 0	0- 0	3- 3			
0- 6	0- 0	0- 0	AWAY	0- 2	0- 3	0- 1			
0- 3	0- 1	0- 0	NEUTRAL	0- 1	0- 0	0- 1			
1- 11	0- 1	0- 0	NON-CONFERENCE	0- 3	0- 3	1- 4			
1- 2	0- 0	0- 0	HOME	0- 0	0- 0	1- 2			
0- 6	0- 0	0- 0	AWAY	0- 2	0- 3	0- 1			
0- 3	0- 1	0- 0	NEUTRAL	0- 1	0- 0	0- 1			
2- 1	0- 0	0- 0	CONFERENCE	0- 0	0- 0	2- 1			
2- 1	0- 0	0- 0	HOME	0- 0	0- 0	2- 1			
0- 0	0- 0	0- 0	AWAY	0- 0	0- 0	0- 0			
0- 0	0- 0	0- 0	NEUTRAL	0- 0	0- 0	0- 0			

RPI 1-25				RPI 26-50				RPI 51-100				RPI 101+ Team's RPI: 323			
RPI	S	Opponent	Score	RPI	S	Opponent	Score	RPI	S	Opponent	Score	RPI	S	Opponent	Score
23	N	Maryland	44 68					53	A	SFA	42 69	102	A	Western Ky.	43 90
								59	A	Michigan	47 70	107	A	Hartford	59 80
								87	N	Georgia	33 60	138	A	West Virginia	37 72
												232	N	Niagara	57 67
												250	H	UMES	68 73
												278	H	UMass Lowell	61 49
												292	H	UMBC	68 73
												303	H	Central Conn. St.	36 60
												315	H	South Carolina St.	62 51
												317	A	FIU	50 59
												337	H	Savannah St.	63 47
LAST 12 Division I GAMES:															
278	H	UMass Lowell	61 49	232	N	Niagara	57 67								
292	H	UMBC	68 73	315	H	South Carolina St.	62 51								
138	A	West Virginia	37 72	337	H	Savannah St.	63 47								
59	A	Michigan	47 70	250	H	UMES	68 73								
317	A	FIU	50 59	303	H	Central Conn. St.	36 60								
102	A	Western Ky.	43 90	23	N	Maryland	44 68								

Non-Div I Games: Washington Adventist 60 43 Lincoln (PA) 46 51

Morgan St.

Loss, Non-Conf, S Site, H Home A Away N Neutral

Average RPI Loss: 187

DIV. I ONLY	6- 8	209	5-5	282	261	237	237	31	31
DIV. I NON-CONF.	5- 5	162	0- 0	200	252	165	165	31	31
TOTALS	RPI 1-25	RPI 26-50	W-L RECORDS	RPI 51-100	RPI 101-150	RPI 150+			
6- 8	0- 0	0- 0	OVERALL	1- 2	0- 1	5- 5			
3- 2	0- 0	0- 0	HOME	1- 0	0- 0	2- 2			
3- 6	0- 0	0- 0	AWAY	0- 2	0- 1	3- 3			
0- 0	0- 0	0- 0	NEUTRAL	0- 0	0- 0	0- 0			
5- 5	0- 0	0- 0	NON-CONFERENCE	1- 2	0- 1	4- 2			
2- 1	0- 0	0- 0	HOME	1- 0	0- 0	1- 1			
3- 4	0- 0	0- 0	AWAY	0- 2	0- 1	3- 1			
0- 0	0- 0	0- 0	NEUTRAL	0- 0	0- 0	0- 0			
1- 3	0- 0	0- 0	CONFERENCE	0- 0	0- 0	1- 3			
1- 1	0- 0	0- 0	HOME	0- 0	0- 0	1- 1			
0- 2	0- 0	0- 0	AWAY	0- 0	0- 0	0- 2			
0- 0	0- 0	0- 0	NEUTRAL	0- 0	0- 0	0- 0			

RPI 1-25				RPI 26-50				RPI 51-100				RPI 101+ Team's RPI: 237			
RPI	S	Opponent	Score	RPI	S	Opponent	Score	RPI	S	Opponent	Score	RPI	S	Opponent	Score
								59	A	Michigan	40 88	134	A	Duquesne	64 73
								78	A	Virginia Tech	51 83	151	H	Radford	89 77
								90	H	Towson	87 78	205	A	Rider	67 85
												226	A	Gardner-Webb	69 62
												233	A	Saint Francis (PA)	66 68
												250	H	UMES	73 86
												264	A	Robert Morris	58 70
												275	H	Bryant	68 73
												292	A	UMBC	65 52
												303	H	Central Conn. St.	84 53
												313	A	Loyola Maryland	77 67
LAST 12 Division I GAMES:															
								151	H	Radford	89 77	303	H	Central Conn. St.	84 53
								250	H	UMES	73 86	275	H	Bryant	68 73
								78	A	Virginia Tech	51 83	233	A	Saint Francis (PA)	66 68
								292	A	UMBC	65 52	264	A	Robert Morris	58 70
								226	A	Gardner-Webb	69 62	90	H	Towson	87 78
								313	A	Loyola Maryland	77 67	205	A	Rider	67 85

Mt. St. Mary's

Average RPI Win:	305	WON-LOST	WINNING	LAST 10	STRENGTH OF	OPP. STRENGTH	TEAM	ADJ.	CONF.	ADJ CONF.
Average RPI Loss:	120	RECORD	PCT. RANK	GAMES	SCHEDULE	OF SCHEDULE	RPI	RPI	RPI	RPI
DIV. I ONLY	4- 9	263	3-7	167	211	249	249	21	21	
DIV. I NON-CONF.	2- 7	288	0- 0	113	181	265	265	20	20	
-----										
TOTALS	RPI 1-25	RPI 26-50	W-L RECORDS	RPI 51-100	RPI 101-150	RPI 150+				
4- 9	0- 1	0- 2	OVERALL	0- 0	0- 3	4- 3				
3- 3	0- 0	0- 0	HOME	0- 0	0- 0	3- 3				
1- 6	0- 1	0- 2	AWAY	0- 0	0- 3	1- 0				
0- 0	0- 0	0- 0	NEUTRAL	0- 0	0- 0	0- 0				
2- 7	0- 1	0- 2	NON-CONFERENCE	0- 0	0- 2	2- 2				
2- 2	0- 0	0- 0	HOME	0- 0	0- 0	2- 2				
0- 5	0- 1	0- 2	AWAY	0- 0	0- 2	0- 0				
0- 0	0- 0	0- 0	NEUTRAL	0- 0	0- 0	0- 0				
2- 2	0- 0	0- 0	CONFERENCE	0- 0	0- 1	2- 1				
1- 1	0- 0	0- 0	HOME	0- 0	0- 0	1- 1				
1- 1	0- 0	0- 0	AWAY	0- 0	0- 1	1- 0				
0- 0	0- 0	0- 0	NEUTRAL	0- 0	0- 0	0- 0				

RPI 1-25				RPI 26-50				RPI 51-100				RPI 101+ Team's RPI: 249			
RPI	S	Opponent	Score	RPI	S	Opponent	Score	RPI	S	Opponent	Score	RPI	S	Opponent	Score
17	A	Butler	65 86	30	A	Tennessee	77 98					122	A	Arkansas St.	63 74
				31	A	Kentucky	49 88					124	A	UT Martin	67 75
												150	A	Illinois	52 84
												166	H	Southern Ill.	59 65
												183	H	Morehead St.	61 83
												228	A	Southeast Mo. St.	64 59
												255	H	Alabama A&M	53 59
												322	H	Eastern Ky.	81 63
												324	H	Lipscomb	97 61
												344	H	Evansville	81 53
LAST 12 Division I GAMES:															
30	A	Tennessee	77 98	228	A	Southeast Mo. St.	64 59								
31	A	Kentucky	49 88	124	A	UT Martin	67 75								
166	H	Southern Ill.	59 65	322	H	Eastern Ky.	81 63								
150	A	Illinois	52 84	183	H	Morehead St.	61 83								
255	H	Alabama A&M	53 59	324	H	Lipscomb	97 61								
122	A	Arkansas St.	63 74	17	A	Butler	65 86								

Non-Div I Games: Oakland City 113 55 Bethel (TN) 86 50

Murray St.

Loss, Non-Conf, S Site, H Home A Away N Neutral



Average RPI Win:	290	WON-LOST	WINNING	LAST 10	STRENGTH OF	OPP. STRENGTH	TEAM	ADJ.	CONF.	ADJ CONF.
Average RPI Loss:	225	RECORD	PCT. RANK	GAMES	SCHEDULE	OF SCHEDULE	RPI	RPI	RPI	RPI
DIV. I ONLY	2- 13	326	3-7	332	330	348	348	32	32	
DIV. I NON-CONF.	2- 10	311	0- 0	301	312	342	342	32	32	
-----										
TOTALS	RPI 1-25	RPI 26-50	W-L RECORDS	RPI 51-100	RPI 101-150	RPI 150+				
2- 13	0- 1	0- 0	OVERALL	0- 0	0- 0	2- 12				
2- 5	0- 0	0- 0	HOME	0- 0	0- 0	2- 5				
0- 7	0- 1	0- 0	AWAY	0- 0	0- 0	0- 6				
0- 1	0- 0	0- 0	NEUTRAL	0- 0	0- 0	0- 1				
2- 10	0- 1	0- 0	NON-CONFERENCE	0- 0	0- 0	2- 9				
2- 4	0- 0	0- 0	HOME	0- 0	0- 0	2- 4				
0- 5	0- 1	0- 0	AWAY	0- 0	0- 0	0- 4				
0- 1	0- 0	0- 0	NEUTRAL	0- 0	0- 0	0- 1				
0- 3	0- 0	0- 0	CONFERENCE	0- 0	0- 0	0- 3				
0- 1	0- 0	0- 0	HOME	0- 0	0- 0	0- 1				
0- 2	0- 0	0- 0	AWAY	0- 0	0- 0	0- 2				
0- 0	0- 0	0- 0	NEUTRAL	0- 0	0- 0	0- 0				

RPI 1-25				RPI 26-50				RPI 51-100				RPI 101+				Team's RPI: 348
RPI	S	Opponent	Score	RPI	S	Opponent	Score	RPI	S	Opponent	Score	RPI	S	Opponent	Score	
12	A	Iowa	39 106									157	H	UNCW	82 89	
												162	A	High Point	69 80	
												184	A	Georgia St.	54 65	
												194	H	Elon	54 83	
												207	H	Coastal Caro.	66 89	
												250	A	UMES	49 59	
												251	H	Bethune-Cookman	50 67	
												254	H	Wofford	66 59	
												268	A	Memphis	56 77	
												273	N	Kennesaw St.	54 78	
												302	A	Winthrop	41 66	
												318	H	USC Upstate	63 82	
												325	H	UNC Greensboro	66 57	
												346	A	Delaware St.	61 71	
-----																
LAST 12 Division I GAMES:																
273	N	Kennesaw St.	54 78	346	A	Delaware St.	61 71	250	A	UMES	49 59	251	H	Bethune-Cookman	50 67	
184	A	Georgia St.	54 65	268	A	Memphis	56 77	157	H	UNCW	82 89	12	A	Iowa	39 106	
254	H	Wofford	66 59	12	A	Iowa	39 106									
325	H	UNC Greensboro	66 57													
207	H	Coastal Caro.	66 89													
318	H	USC Upstate	63 82													

Non-Div I Games: Johnson &amp; Wales (NC) 43 Wilberforce 55 49

N. C. Central

N  
C  
S  
t  
a  
t  
e

NC State					Through Games Of Jan. 14, 2019						
Average RPI	Win:	104	WON-LOST	WINNING	LAST 10	STRENGTH OF	OPP. STRENGTH	TEAM	ADJ.	CONF.	ADJ CONF.
Average RPI	Loss:	0	RECORD	PCT. RANK	GAMES	SCHEDULE	OF SCHEDULE	RPI	RPI	RPI	RPI
DIV. I ONLY			17- 0	1	10-0	47	10	8	8	1	1
DIV. I NON-CONF.			13- 0	1	0- 0	59	25	8	8	1	1
-----											
TOTALS	RPI 1-25		RPI 26-50		W-L RECORDS	RPI 51-100		RPI 101-150		RPI 150+	
17- 0	0- 0		2- 0		OVERALL	8- 0		3- 0		4- 0	
11- 0	0- 0		1- 0		HOME	6- 0		1- 0		3- 0	
4- 0	0- 0		0- 0		AWAY	2- 0		2- 0		0- 0	
2- 0	0- 0		1- 0		NEUTRAL	0- 0		0- 0		1- 0	
13- 0	0- 0		1- 0		NON-CONFERENCE	6- 0		2- 0		4- 0	
9- 0	0- 0		0- 0		HOME	5- 0		1- 0		3- 0	
2- 0	0- 0		0- 0		AWAY	1- 0		1- 0		0- 0	
2- 0	0- 0		1- 0		NEUTRAL	0- 0		0- 0		1- 0	
4- 0	0- 0		1- 0		CONFERENCE	2- 0		1- 0		0- 0	
2- 0	0- 0		1- 0		HOME	1- 0		0- 0		0- 0	
2- 0	0- 0		0- 0		AWAY	1- 0		1- 0		0- 0	
0- 0	0- 0		0- 0		NEUTRAL	0- 0		0- 0		0- 0	
-----											
RPI 1-25		Team's RPI: 8	RPI 26-50		RPI 51-100		RPI 101+				
RPI	S	Opponent	Score	RPI	S	Opponent	Score	RPI	S	Opponent	Score
				32	N	Michigan St.	78 74	59	H	Michigan	66 55
				41	H	Duke	63 51	60	H	Belmont	77 62
								71	H	Kent St.	78 61
								73	H	Old Dominion	85 56
								79	A	Boston College	85 69
								83	H	Pittsburgh	63 34
								84	H	Maine	84 46
								93	A	Georgetown	76 65

N  
C  
S  
t  
a  
t  
e

Non-Di v I Games:

NC State



Average RPI Win:	304	WON-LOST	WINNING	LAST 10	STRENGTH OF	OPP. STRENGTH	TEAM	ADJ.	CONF.	ADJ CONF.
Average RPI Loss:	198	RECORD	PCT. RANK	GAMES	SCHEDULE	OF SCHEDULE	RPI	RPI	RPI	RPI
DIV. I ONLY	4- 11	283	4-6	279	335	310	310	25	25	
DIV. I NON-CONF.	3- 10	278	0- 0	300	334	326	326	27	27	
-----										
TOTALS	RPI 1-25	RPI 26-50	W-L RECORDS	RPI 51-100	RPI 101-150	RPI 150+				
4- 11	0- 0	0- 0	OVERALL	0- 2	0- 2	4- 7				
2- 4	0- 0	0- 0	HOME	0- 1	0- 1	2- 2				
2- 7	0- 0	0- 0	AWAY	0- 1	0- 1	2- 5				
0- 0	0- 0	0- 0	NEUTRAL	0- 0	0- 0	0- 0				
3- 10	0- 0	0- 0	NON-CONFERENCE	0- 2	0- 2	3- 6				
1- 4	0- 0	0- 0	HOME	0- 1	0- 1	1- 2				
2- 6	0- 0	0- 0	AWAY	0- 1	0- 1	2- 4				
0- 0	0- 0	0- 0	NEUTRAL	0- 0	0- 0	0- 0				
1- 1	0- 0	0- 0	CONFERENCE	0- 0	0- 0	1- 1				
1- 0	0- 0	0- 0	HOME	0- 0	0- 0	1- 0				
0- 1	0- 0	0- 0	AWAY	0- 0	0- 0	0- 1				
0- 0	0- 0	0- 0	NEUTRAL	0- 0	0- 0	0- 0				

RPI 1-25				RPI 26-50				RPI 51-100				RPI 101+ Team's RPI: 310					
RPI	S	Opponent	Score	RPI	S	Opponent	Score	RPI	S	Opponent	Score	RPI	S	Opponent	Score		
								66	A	Penn	42	85	107	H	Hartford	53	84
								71	H	Kent St.	40	57	138	A	West Virginia	50	95
												172	A	North Ala.	60	72	
												205	A	Rider	46	67	
												225	A	Howard	57	77	
												228	H	Southeast Mo. St.	58	68	
												272	A	Colgate	71	53	
												273	H	Kennesaw St.	66	60	
												297	H	Vermont	63	71	
												319	A	Saint Peter's	57	70	
												320	H	Western Caro.	79	71	
												349	A	Fairleigh Dickinson	43	64	
												350	A	LIU Brooklyn	72	51	
LAST 12 Division I GAMES:																	
272	A	Colgate	71	53	172	A	North Ala.	60	72								
350	A	LIU Brooklyn	72	51	273	H	Kennesaw St.	66	60								
297	H	Vermont	63	71	107	H	Hartford	53	84								
205	A	Rider	46	67	71	H	Kent St.	40	57								
228	H	Southeast Mo. St.	58	68	349	A	Fairleigh Dickinson	43	64								
320	H	Western Caro.	79	71	66	A	Penn	42	85								

Non-Div I Games:

NJIT

Average RPI Win:	258	WON-LOST	WINNING	LAST 10	STRENGTH OF	OPP. STRENGTH	TEAM	ADJ.	CONF.	ADJ CONF.
Average RPI Loss:	155	RECORD	PCT. RANK	GAMES	SCHEDULE	OF SCHEDULE	RPI	RPI	RPI	RPI
DIV. I ONLY	6- 7	193	6-4	224	264	201	201	20	20	
DIV. I NON-CONF.	4- 5	190	0- 0	194	303	207	207	24	24	
-----										
TOTALS	RPI 1-25	RPI 26-50	W-L RECORDS	RPI 51-100	RPI 101-150	RPI 150+				
6- 7	0- 0	0- 0	OVERALL	0- 1	0- 4	6- 2				
2- 4	0- 0	0- 0	HOME	0- 1	0- 3	2- 0				
4- 3	0- 0	0- 0	AWAY	0- 0	0- 1	4- 2				
0- 0	0- 0	0- 0	NEUTRAL	0- 0	0- 0	0- 0				
4- 5	0- 0	0- 0	NON-CONFERENCE	0- 1	0- 2	4- 2				
2- 2	0- 0	0- 0	HOME	0- 1	0- 1	2- 0				
2- 3	0- 0	0- 0	AWAY	0- 0	0- 1	2- 2				
0- 0	0- 0	0- 0	NEUTRAL	0- 0	0- 0	0- 0				
2- 2	0- 0	0- 0	CONFERENCE	0- 0	0- 2	2- 0				
0- 2	0- 0	0- 0	HOME	0- 0	0- 2	0- 0				
2- 0	0- 0	0- 0	AWAY	0- 0	0- 0	2- 0				
0- 0	0- 0	0- 0	NEUTRAL	0- 0	0- 0	0- 0				

RPI 1-25				RPI 26-50				RPI 51-100				RPI 101+ Team's RPI: 201					
RPI	S	Opponent	Score	RPI	S	Opponent	Score	RPI	S	Opponent	Score	RPI	S	Opponent	Score		
								66	H	Penn	61	65	111	H	Marist	48	72
												116	H	Lehigh	38	56	
												123	A	Colorado	43	59	
												145	H	American	45	58	
												205	A	Rider	66	60	
												213	A	Air Force	54	47	
												246	A	Monmouth	67	68	
												266	H	N. C. A&T	72	49	
												272	A	Colgate	62	49	
												277	A	Norfolk St.	58	65	
												279	H	Saint Joseph's	49	48	
												313	A	Loyola Maryland	58	46	
LAST 12 Division I GAMES:																	
279	H	Saint Joseph's	49	48	272	A	Colgate	62	49	145	H	American	45	58			
246	A	Monmouth	67	68	116	H	Lehigh	38	56	116	H	Lehigh	38	56			
123	A	Colorado	43	59	313	A	Loyola Maryland	58	46	66	60						
213	A	Air Force	54	47	66	60				61	65						
205	A	Rider	66	60	277	A	Norfolk St.	58	65								
266	H	N. C. A&T	72	49													

Non-Div I Games: Catholic 81 36

Navy

Average RPI Loss: 37

DIV. I ONLY	7- 9	202	5-5	23	14	92	92	4	4
DIV. I NON-CONF.	5- 6	177	0- 0	64	33	113	113	5	5
TOTALS	RPI 1-25	RPI 26-50	W-L RECORDS	RPI 51-100	RPI 101-150	RPI 150+			
7- 9	0- 5	1- 1	OVERALL	1- 3	1- 0	4- 0			
5- 3	0- 3	1- 0	HOME	1- 0	0- 0	3- 0			
1- 6	0- 2	0- 1	AWAY	0- 3	1- 0	0- 0			
1- 0	0- 0	0- 0	NEUTRAL	0- 0	0- 0	1- 0			
5- 6	0- 2	1- 1	NON-CONFERENCE	0- 3	0- 0	4- 0			
4- 1	0- 1	1- 0	HOME	0- 0	0- 0	3- 0			
0- 5	0- 1	0- 1	AWAY	0- 3	0- 0	0- 0			
1- 0	0- 0	0- 0	NEUTRAL	0- 0	0- 0	1- 0			
2- 3	0- 3	0- 0	CONFERENCE	1- 0	1- 0	0- 0			
1- 2	0- 2	0- 0	HOME	1- 0	0- 0	0- 0			
1- 1	0- 1	0- 0	AWAY	0- 0	1- 0	0- 0			
0- 0	0- 0	0- 0	NEUTRAL	0- 0	0- 0	0- 0			

RPI 1-25					RPI 26-50					RPI 51-100					RPI 101+				
RPI	S	Opponent	Score		RPI	S	Opponent	Score		RPI	S	Opponent	Score		RPI	S	Opponent	Score	
6	A	Louisville	68	85	40	A	Miami (FL)	68	82	55	A	Arkansas	80	84	104	A	Ohio St.	78	69
12	A	Iowa	71	77	49	H	Kansas	58	52	59	H	Michigan	70	56	151	N	Radford	77	39
14	H	Drake	77	83						71	A	Creighton	65	74	161	H	Denver	96	71
20	H	Rutgers	56	62						95	A	Washington St.	84	87	306	H	San Jose St.	96	63
23	H	Maryland	63	81											318	H	USC Upstate	87	64
Team's RPI : 92																			
LAST 12 Division I GAMES:																			
59	H	Michigan	70	56	20	H	Rutgers	56	62										
55	A	Arkansas	80	84	23	H	Maryland	63	81										
161	H	Denver	96	71	12	A	Iowa	71	77										
306	H	San Jose St.	96	63	104	A	Ohio St.	78	69										
49	H	Kansas	58	52	6	A	Louisville	68	85										
71	A	Creighton	65	74	151	N	Radford	77	39										

Nebraska

Average RPI Win:	280	WON-LOST	WINNING	LAST 10	STRENGTH OF	OPP. STRENGTH	TEAM	ADJ.	CONF.	ADJ CONF.
Average RPI Loss:	107	RECORD	PCT. RANK	GAMES	SCHEDULE	OF SCHEDULE	RPI	RPI	RPI	RPI
DIV. I ONLY	4- 10	271	4-6	159	158	252	252	12	12	
DIV. I NON-CONF.	3- 7	256	0- 1	160	143	262	262	11	11	
-----										
TOTALS	RPI 1-25	RPI 26-50	W-L RECORDS	RPI 51-100	RPI 101-150	RPI 150+				
4- 10	0- 0	0- 1	OVERALL	0- 3	0- 5	4- 1				
2- 6	0- 0	0- 1	HOME	0- 3	0- 2	2- 0				
2- 2	0- 0	0- 0	AWAY	0- 0	0- 1	2- 1				
0- 2	0- 0	0- 0	NEUTRAL	0- 0	0- 2	0- 0				
3- 7	0- 0	0- 1	NON-CONFERENCE	0- 1	0- 4	3- 1				
2- 4	0- 0	0- 1	HOME	0- 1	0- 2	2- 0				
1- 1	0- 0	0- 0	AWAY	0- 0	0- 0	1- 1				
0- 2	0- 0	0- 0	NEUTRAL	0- 0	0- 2	0- 0				
1- 3	0- 0	0- 0	CONFERENCE	0- 2	0- 1	1- 0				
0- 2	0- 0	0- 0	HOME	0- 2	0- 0	0- 0				
1- 1	0- 0	0- 0	AWAY	0- 0	0- 1	1- 0				
0- 0	0- 0	0- 0	NEUTRAL	0- 0	0- 0	0- 0				

RPI	S	Opponent	Score	RPI	S	Opponent	Score	RPI	S	Opponent	Score	RPI	S	Opponent	Score	Team's RPI: 252
43	H	Utah	52 74	56	H	New Mexico	64 66	115	N	Northern Ill.	69 98	123	H	Colorado	52 65	
				61	H	Southern California	51 72	137	N	UC Davis	68 84	140	H	Texas Tech	67 86	
				96	H	Fresno St.	63 79	142	A	Utah St.	76 79	158	A	Santa Clara	48 56	
								215	A	Long Beach St.	76 67	265	H	Hawaii	79 78	
								306	A	San Jose St.	52 49	335	H	Seattle U	67 54	
-----																
LAST 12 Division I GAMES:																
142	A	Utah St.	76 79	115	N	Northern Ill.	69 98	96	H	Fresno St.	63 79	306	A	San Jose St.	52 49	
265	H	Hawaii	79 78	56	H	New Mexico	64 66	123	H	Colorado	52 65	215	A	Long Beach St.	76 67	
335	H	Seattle U	67 54	61	H	Southern California	51 72									
140	H	Texas Tech	67 86													
137	N	UC Davis	68 84													
61	H	Southern California	51 72													

Non-Div I Games: Stanislaus St. 75 52

Nevada

Average RPI Win:

266

WON-LOST

WINNING

LAST 10

STRENGTH OF

OPP. STRENGTH

TEAM

ADJ.

CONF.

ADJ CONF.

Average RPI Loss:

174

RECORD

PCT. RANK

GAMES

SCHEDULE

OF SCHEDULE

RPI

RPI

RPI

RPI

DIV. I ONLY	3- 13	311	3-7	197	294	299	299	23	23
DIV. I NON-CONF.	2- 10	311	0- 0	205	306	321	321	23	23
-----									
TOTALS	RPI 1-25	RPI 26-50	W-L RECORDS	RPI 51-100	RPI 101-150	RPI 150+			
3- 13	0- 0	0- 1	OVERALL	0- 3	0- 3	3- 6			
2- 5	0- 0	0- 0	HOME	0- 1	0- 1	2- 3			
1- 8	0- 0	0- 1	AWAY	0- 2	0- 2	1- 3			
0- 0	0- 0	0- 0	NEUTRAL	0- 0	0- 0	0- 0			
2- 10	0- 0	0- 1	NON-CONFERENCE	0- 2	0- 2	2- 5			
2- 3	0- 0	0- 0	HOME	0- 1	0- 0	2- 2			
0- 7	0- 0	0- 1	AWAY	0- 1	0- 2	0- 3			
0- 0	0- 0	0- 0	NEUTRAL	0- 0	0- 0	0- 0			
1- 3	0- 0	0- 0	CONFERENCE	0- 1	0- 1	1- 1			
0- 2	0- 0	0- 0	HOME	0- 0	0- 1	0- 1			
1- 1	0- 0	0- 0	AWAY	0- 1	0- 0	1- 0			
0- 0	0- 0	0- 0	NEUTRAL	0- 0	0- 0	0- 0			

RPI 1-25				RPI 26-50				RPI 51-100				RPI 101+				Team's RPI: 299
RPI	S	Opponent	Score	RPI	S	Opponent	Score	RPI	S	Opponent	Score	RPI	S	Opponent	Score	
				29	A	Northeastern	54 69	84	A	Maine	46 67	120	A	Boston U.	39 60	
								89	H	Princeton	42 90	133	H	Stony Brook	63 82	
								97	A	Minnesota	47 70	147	A	South Fla.	36 79	
												223	H	Dartmouth	42 62	
												235	H	Sacred Heart	60 71	
												238	A	Brown	70 76	
												241	H	Binghamton	62 71	
												245	H	Holy Cross	74 62	
												275	H	Bryant	79 74	
												278	A	UMass Lowell	56 53	
												303	A	Central Conn. St.	47 56	
												321	A	North Dakota St.	51 56	
LAST 12 Division I GAMES:																
				89	H	Princeton	42 90	133	H	Stony Brook	63 82					
				223	H	Dartmouth	42 62	278	A	UMass Lowell	56 53					
				303	A	Central Conn. St.	47 56	241	H	Binghamton	62 71					
				245	H	Holy Cross	74 62	84	A	Maine	46 67					
				147	A	South Fla.	36 79	275	H	Bryant	79 74					
				120	A	Boston U.	39 60	29	A	Northeastern	54 69					

Non-Div I Games: U New England 68 44

New Hampshire

Average RPI Win:	181	WON-LOST	WINNING	LAST 10	STRENGTH OF	OPP. STRENGTH	TEAM	ADJ.	CONF.	ADJ CONF.
Average RPI Loss:	141	RECORD	PCT. RANK	GAMES	SCHEDULE	OF SCHEDULE	RPI	RPI	RPI	RPI
DIV. I ONLY	13- 2	21	9-1	214	77	56	56	12	12	
DIV. I NON-CONF.	10- 1	19	1- 0	117	95	31	31	11	11	
-----										
TOTALS	RPI 1-25	RPI 26-50	W-L RECORDS	RPI 51-100	RPI 101-150	RPI 150+				
13- 2	0- 0	0- 1	OVERALL	1- 0	3- 0	9- 1				
9- 1	0- 0	0- 1	HOME	1- 0	2- 0	6- 0				
4- 1	0- 0	0- 0	AWAY	0- 0	1- 0	3- 1				
0- 0	0- 0	0- 0	NEUTRAL	0- 0	0- 0	0- 0				
10- 1	0- 0	0- 1	NON-CONFERENCE	1- 0	3- 0	6- 0				
7- 1	0- 0	0- 1	HOME	1- 0	2- 0	4- 0				
3- 0	0- 0	0- 0	AWAY	0- 0	1- 0	2- 0				
0- 0	0- 0	0- 0	NEUTRAL	0- 0	0- 0	0- 0				
3- 1	0- 0	0- 0	CONFERENCE	0- 0	0- 0	3- 1				
2- 0	0- 0	0- 0	HOME	0- 0	0- 0	2- 0				
1- 1	0- 0	0- 0	AWAY	0- 0	0- 0	1- 1				
0- 0	0- 0	0- 0	NEUTRAL	0- 0	0- 0	0- 0				

RPI 1-25				RPI 26-50				RPI 51-100				Team's RPI: 56				RPI 101+			
RPI	S	Opponent	Score	RPI	S	Opponent	Score	RPI	S	Opponent	Score	RPI	S	Opponent	Score	RPI	S	Opponent	Score
				47	H	Auburn	76 79					53	H	SFA	74 33	107	H	Hartford	72 65
																126	A	Houston	89 84
																144	H	Texas St.	82 51
																153	H	Oklahoma	84 80
																177	H	Colorado St.	70 58
																186	A	New Mexico St.	75 50
																186	H	New Mexico St.	83 58
																213	H	Air Force	78 57
																234	A	UNLV	57 66
																242	A	Northern Ariz.	84 55
																247	H	Sacramento St.	85 53
																252	A	Nevada	66 64
																270	H	UTEP	69 51
LAST 12 Division I GAMES:																			
				234	A	UNLV	57 66	53	H	SFA	74 33					107	H	Hartford	72 65
				252	A	Nevada	66 64									47	H	Auburn	76 79
				213	H	Air Force	78 57									177	H	Colorado St.	70 58
				247	H	Sacramento St.	85 53									270	H	UTEP	69 51
				186	A	New Mexico St.	75 50									186	H	New Mexico St.	83 58
				242	A	Northern Ariz.	84 55												

Non-Div I Games:

New Mexico

Average RPI Win:	283	WON-LOST	WINNING	LAST 10	STRENGTH OF	OPP. STRENGTH	TEAM	ADJ.	CONF.	ADJ CONF.
Average RPI Loss:	166	RECORD	PCT. RANK	GAMES	SCHEDULE	OF SCHEDULE	RPI	RPI	RPI	RPI
DIV. I ONLY	8- 6	125	6-4	253	347	186	186	30	30	
DIV. I NON-CONF.	6- 5	143	1- 0	187	344	181	181	30	30	
-----										
TOTALS	RPI 1-25	RPI 26-50	W-L RECORDS	RPI 51-100	RPI 101-150	RPI 150+				
8- 6	0- 0	0- 0	OVERALL	0- 2	0- 0	8- 4				
2- 2	0- 0	0- 0	HOME	0- 1	0- 0	2- 1				
5- 3	0- 0	0- 0	AWAY	0- 1	0- 0	5- 2				
1- 1	0- 0	0- 0	NEUTRAL	0- 0	0- 0	1- 1				
6- 5	0- 0	0- 0	NON-CONFERENCE	0- 2	0- 0	6- 3				
1- 2	0- 0	0- 0	HOME	0- 1	0- 0	1- 1				
4- 2	0- 0	0- 0	AWAY	0- 1	0- 0	4- 1				
1- 1	0- 0	0- 0	NEUTRAL	0- 0	0- 0	1- 1				
2- 1	0- 0	0- 0	CONFERENCE	0- 0	0- 0	2- 1				
1- 0	0- 0	0- 0	HOME	0- 0	0- 0	1- 0				
1- 1	0- 0	0- 0	AWAY	0- 0	0- 0	1- 1				
0- 0	0- 0	0- 0	NEUTRAL	0- 0	0- 0	0- 0				

RPI 1-25				RPI 26-50				RPI 51-100				RPI 101+				Team's RPI: 186
RPI	S	Opponent	Score	RPI	S	Opponent	Score	RPI	S	Opponent	Score	RPI	S	Opponent	Score	
								56	A	New Mexico	58 83	161	H	Denver	66 64	
								56	H	New Mexico	50 75	169	H	Abilene Christian	46 58	
												175	N	South Alabama	67 68	
												209	A	UC Riverside	64 65	
												270	A	UTEP	69 65	
												289	A	A&M-Corpus Christi	67 65	
												291	A	CSU Bakersfield	61 59	
												294	H	California Baptist	76 69	
												295	A	Western Mich.	66 54	
												316	A	UC Santa Barbara	81 73	
												333	A	Grand Canyon	51 54	
												351	N	Alcorn	82 64	
LAST 12 Division I GAMES:																
316	A	UC Santa Barbara	81 73	351	N	Alcorn	82 64									
209	A	UC Riverside	64 65	291	A	CSU Bakersfield	61 59									
175	N	South Alabama	67 68	333	A	Grand Canyon	51 54									
289	A	A&M-Corpus Christi	67 65	294	H	California Baptist	76 69									
56	H	New Mexico	50 75	56	A	New Mexico	58 83									
161	H	Denver	66 64	169	H	Abilene Christian	46 58									

Non-Div I Games: Tex. Permian Basin 70 38 Northern N.M. 101 51

New Mexico St.

Average RPI Win:	307	WON-LOST	WINNING	LAST 10	STRENGTH OF	OPP. STRENGTH	TEAM	ADJ.	CONF.	ADJ CONF.
Average RPI Loss:	157	RECORD	PCT. RANK	GAMES	SCHEDULE	OF SCHEDULE	RPI	RPI	RPI	RPI
DIV. I ONLY	2- 8	306	3-7	227	257	298	298	26	26	
DIV. I NON-CONF.	1- 5	311	0- 0	79	265	218	218	22	22	
-----										
TOTALS	RPI 1-25	RPI 26-50	W-L RECORDS	RPI 51-100	RPI 101-150	RPI 150+				
2- 8	0- 0	0- 1	OVERALL	0- 2	0- 1	2- 4				
1- 3	0- 0	0- 0	HOME	0- 1	0- 0	1- 2				
1- 5	0- 0	0- 1	AWAY	0- 1	0- 1	1- 2				
0- 0	0- 0	0- 0	NEUTRAL	0- 0	0- 0	0- 0				
1- 5	0- 0	0- 1	NON-CONFERENCE	0- 1	0- 1	1- 2				
0- 1	0- 0	0- 0	HOME	0- 0	0- 0	0- 1				
1- 4	0- 0	0- 1	AWAY	0- 1	0- 1	1- 1				
0- 0	0- 0	0- 0	NEUTRAL	0- 0	0- 0	0- 0				
1- 3	0- 0	0- 0	CONFERENCE	0- 1	0- 0	1- 2				
1- 2	0- 0	0- 0	HOME	0- 1	0- 0	1- 1				
0- 1	0- 0	0- 0	AWAY	0- 0	0- 0	0- 1				
0- 0	0- 0	0- 0	NEUTRAL	0- 0	0- 0	0- 0				

RPI 1-25				RPI 26-50				RPI 51-100				RPI 101+ Team's RPI: 298			
RPI	S	Opponent	Score	RPI	S	Opponent	Score	RPI	S	Opponent	Score	RPI	S	Opponent	Score
				40	A	Mi ami (FL)	38 78	76	H	Lamar Uni versi ty	57 79	118	A	Ri ce	56 67
								83	A	Pi ttsburgh	38 90	165	A	Xavi er	45 61
												169	H	Abi lene Chri sti an	52 59
												268	A	Memphi s	66 59
												290	A	Houston Bapti st	74 83
												312	H	La. -Monroe	44 57
												345	H	McNeese	88 76
LAST 12 Division I GAMES:															
165	A	Xavi er	45 61	345	H	McNeese	88 76								
40	A	Mi ami (FL)	38 78	76	H	Lamar Uni versi ty	57 79								
268	A	Memphi s	66 59	290	A	Houston Bapti st	74 83								
118	A	Ri ce	56 67	169	H	Abi lene Chri sti an	52 59								
312	H	La. -Monroe	44 57												
83	A	Pi ttsburgh	38 90												

Non-Div I Games: Dillard 68 59 Centenary (LA) 104 42 Trinity Baptist 93 38

New Orleans



Average RPI Win:	299	WON-LOST	WINNING	LAST 10	STRENGTH OF	OPP. STRENGTH	TEAM	ADJ.	CONF.	ADJ CONF.
Average RPI Loss:	126	RECORD	PCT. RANK	GAMES	SCHEDULE	OF SCHEDULE	RPI	RPI	RPI	RPI
DIV. I ONLY	7- 9	202	6-4	262	153	232	232	27	27	
DIV. I NON-CONF.	4- 8	241	1- 0	206	98	257	257	28	28	
-----										
TOTALS	RPI 1-25	RPI 26-50	W-L RECORDS	RPI 51-100	RPI 101-150	RPI 150+				
7- 9	0- 2	0- 1	OVERALL	0- 0	0- 3	7- 3				
4- 3	0- 0	0- 0	HOME	0- 0	0- 1	4- 2				
2- 5	0- 2	0- 1	AWAY	0- 0	0- 1	2- 1				
1- 1	0- 0	0- 0	NEUTRAL	0- 0	0- 1	1- 0				
4- 8	0- 2	0- 1	NON-CONFERENCE	0- 0	0- 2	4- 3				
3- 2	0- 0	0- 0	HOME	0- 0	0- 0	3- 2				
0- 5	0- 2	0- 1	AWAY	0- 0	0- 1	0- 1				
1- 1	0- 0	0- 0	NEUTRAL	0- 0	0- 1	1- 0				
3- 1	0- 0	0- 0	CONFERENCE	0- 0	0- 1	3- 0				
1- 1	0- 0	0- 0	HOME	0- 0	0- 1	1- 0				
2- 0	0- 0	0- 0	AWAY	0- 0	0- 0	2- 0				
0- 0	0- 0	0- 0	NEUTRAL	0- 0	0- 0	0- 0				

RPI	S	Opponent	Score	RPI	S	Opponent	Score	RPI	S	Opponent	Score	RPI	S	Opponent	Score	Team's RPI: 232
4	A	Syracuse	45 94	37	A	Buffalo	61 88					111	H	Marist	58 87	
10	A	Iowa St.	35 95									117	N	Yale	64 67	
												138	A	West Virginia	32 84	
												212	H	St. Bonaventure	48 76	
												225	H	Howard	61 68	
												241	H	Binghamton	79 72	
												272	H	Colgate	74 69	
												279	A	Saint Joseph's	54 68	
												287	H	Coppin St.	71 69	
												311	A	Iona	58 46	
												319	A	Saint Peter's	75 66	
												323	N	Morgan St.	67 57	
												339	H	Manhattan	61 51	
-----																
LAST 12 Division I GAMES:																
272	H	Colgate	74 69	323	N	Morgan St.	67 57									
138	A	West Virginia	32 84	117	N	Yale	64 67									
4	A	Syracuse	45 94	311	A	Iona	58 46									
287	H	Coppin St.	71 69	319	A	Saint Peter's	75 66									
241	H	Binghamton	79 72	339	H	Manhattan	61 51									
225	H	Howard	61 68	111	H	Marist	58 87									

Non-Div I Games:

Niagara

Average RPI Win:	285	WON-LOST	WINNING	LAST 10	STRENGTH OF	OPP. STRENGTH	TEAM	ADJ.	CONF.	ADJ CONF.
Average RPI Loss:	81	RECORD	PCT. RANK	GAMES	SCHEDULE	OF SCHEDULE	RPI	RPI	RPI	RPI
DIV. I ONLY	7- 7	166	7-3	242	134	176	176	26	26	
DIV. I NON-CONF.	4- 6	212	0- 1	156	99	152	152	22	22	
-----										
TOTALS	RPI 1-25	RPI 26-50	W-L RECORDS	RPI 51-100	RPI 101-150	RPI 150+				
7- 7	0- 1	0- 2	OVERALL	0- 2	0- 1	7- 1				
4- 0	0- 0	0- 0	HOME	0- 0	0- 0	4- 0				
2- 6	0- 1	0- 2	AWAY	0- 2	0- 1	2- 0				
1- 1	0- 0	0- 0	NEUTRAL	0- 0	0- 0	1- 1				
4- 6	0- 1	0- 2	NON-CONFERENCE	0- 1	0- 1	4- 1				
1- 0	0- 0	0- 0	HOME	0- 0	0- 0	1- 0				
2- 5	0- 1	0- 2	AWAY	0- 1	0- 1	2- 0				
1- 1	0- 0	0- 0	NEUTRAL	0- 0	0- 0	1- 1				
3- 1	0- 0	0- 0	CONFERENCE	0- 1	0- 0	3- 0				
3- 0	0- 0	0- 0	HOME	0- 0	0- 0	3- 0				
0- 1	0- 0	0- 0	AWAY	0- 1	0- 0	0- 0				
0- 0	0- 0	0- 0	NEUTRAL	0- 0	0- 0	0- 0				

RPI 1-25				RPI 26-50				RPI 51-100				RPI 101+ Team's RPI: 176			
RPI	S	Opponent	Score	RPI	S	Opponent	Score	RPI	S	Opponent	Score	RPI	S	Opponent	Score
3	A	Baylor	39 100	47	A	Auburn	59 80	53	A	SFA	62 70	144	A	Texas St.	67 72
				50	A	LSU	44 76	74	A	Tulane	46 71	198	N	Delaware	56 71
												221	N	Texas Southern	58 57
												269	H	Mississippi Val.	72 47
												270	A	UTEP	58 56
												290	H	Houston Baptist	77 54
												304	H	Incarnate Word	86 62
												312	A	La.-Monroe	55 54
												329	H	Northwestern St.	97 86
-----															
LAST 12 Division I GAMES:															
50	A	LSU	44 76	198	N	Delaware	56 71								
312	A	La.-Monroe	55 54	144	A	Texas St.	67 72								
74	A	Tulane	46 71	290	H	Houston Baptist	77 54								
269	H	Mississippi Val.	72 47	53	A	SFA	62 70								
221	N	Texas Southern	58 57	304	H	Incarnate Word	86 62								
270	A	UTEP	58 56	329	H	Northwestern St.	97 86								

Non-Div I Games: Southern-N.O. 86 49 William Carey 86 45

Nicholls St.

Average RPI	Win:	293	WON-LOST	WINNING	LAST 10	STRENGTH OF	OPP. STRENGTH	TEAM	ADJ.	CONF.	ADJ CONF.
Average RPI	Loss:	162	RECORD	PCT. RANK	GAMES	SCHEDULE	OF SCHEDULE	RPI	RPI	RPI	RPI
DIV. I ONLY		7- 8		187	6-4	331	237	277	277	32	32
DIV. I NON-CONF.		3- 8		267	1- 0	262	202	292	292	32	32
<hr/>											
TOTALS	RPI 1-25		RPI 26-50		W-L RECORDS	RPI 51-100		RPI 101-150		RPI 150+	
7- 8	0- 0		0- 0		OVERALL	0- 2		0- 1		7- 5	
5- 2	0- 0		0- 0		HOME	0- 0		0- 0		5- 2	
1- 6	0- 0		0- 0		AWAY	0- 2		0- 1		1- 3	
1- 0	0- 0		0- 0		NEUTRAL	0- 0		0- 0		1- 0	
3- 8	0- 0		0- 0		NON-CONFERENCE	0- 2		0- 1		3- 5	
2- 2	0- 0		0- 0		HOME	0- 0		0- 0		2- 2	
0- 6	0- 0		0- 0		AWAY	0- 2		0- 1		0- 3	
1- 0	0- 0		0- 0		NEUTRAL	0- 0		0- 0		1- 0	
4- 0	0- 0		0- 0		CONFERENCE	0- 0		0- 0		4- 0	
3- 0	0- 0		0- 0		HOME	0- 0		0- 0		3- 0	
1- 0	0- 0		0- 0		AWAY	0- 0		0- 0		1- 0	
0- 0	0- 0		0- 0		NEUTRAL	0- 0		0- 0		0- 0	

RPI 1-25				RPI 26-50				RPI 51-100				RPI 101+ Team's RPI: 277					
RPI	S	Opponent	Score	RPI	S	Opponent	Score	RPI	S	Opponent	Score	RPI	S	Opponent	Score		
								73	A	Old Dominion	53	69	116	A	Lehigh	41	62
								91	A	Wake Forest	61	63	162	A	High Point	51	83
													163	H	William & Mary	44	55
													189	A	Ole Miss	42	60
													201	H	Navy	65	58
													244	H	Campbell	49	57
													251	H	Bethune-Cookman	57	50
													256	A	La Salle	52	62
													282	N	Liberty	66	53
													287	A	Coppin St.	68	63
													340	H	Florida A&M	60	58
													346	H	Delaware St.	63	50
													347	H	Longwood	74	42
LAST 12 Division I GAMES:																	
163	H	William & Mary	44	55	282	N	Liberty	66	53								
162	A	High Point	51	83	251	H	Bethune-Cookman	57	50								
347	H	Longwood	74	42	287	A	Coppin St.	68	63								
256	A	La Salle	52	62	340	H	Florida A&M	60	58								
116	A	Lehigh	41	62	346	H	Delaware St.	63	50								
244	H	Campbell	49	57	91	A	Wake Forest	61	63								

Non-Div I Games: Cheyney 93 40 Saint Augustine's 71 38

Norfolk St.

Average RPI Win: 264		WON-LOST RECORD	WINNING PCT. RANK	LAST 10 GAMES	STRENGTH OF SCHEDULE	OPP. STRENGTH OF SCHEDULE	TEAM RPI	ADJ. RPI	CONF. RPI	ADJ. CONF. RPI
Div. I ONLY	Loss: 127	7- 2	44	8-2	340	178	172	172	25	25
Div. I NON-CONF.		5- 1	37	0- 0	344	92	159	159	27	27
TOTALS		RPI 1-25	RPI 26-50	W-L RECORDS		RPI 51-100	RPI 101-150	RPI 150+		
7- 2	0- 0		0- 0	OVERALL		0- 1	0- 0	7- 1		
2- 1	0- 0		0- 0	HOME		0- 1	0- 0	2- 0		
4- 1	0- 0		0- 0	AWAY		0- 0	0- 0	4- 1		
1- 0	0- 0		0- 0	NEUTRAL		0- 0	0- 0	1- 0		
5- 1	0- 0		0- 0	NON-CONFERENCE		0- 0	0- 0	5- 1		
1- 0	0- 0		0- 0	HOME		0- 0	0- 0	1- 0		
3- 1	0- 0		0- 0	AWAY		0- 0	0- 0	3- 1		
1- 0	0- 0		0- 0	NEUTRAL		0- 0	0- 0	1- 0		
2- 1	0- 0		0- 0	CONFERENCE		0- 1	0- 0	2- 0		
1- 1	0- 0		0- 0	HOME		0- 1	0- 0	1- 0		
1- 0	0- 0		0- 0	AWAY		0- 0	0- 0	1- 0		
0- 0	0- 0		0- 0	NEUTRAL		0- 0	0- 0	0- 0		

RPI 1-25				RPI 26-50				RPI 51-100				RPI 101+ Team's RPI: 172			
RPI	S	Opponent	Score	RPI	S	Opponent	Score	RPI	S	Opponent	Score	RPI	S	Opponent	Score
								88	H	FGCU	52 68	165	A	Xavier	81 94
												173	A	Vanderbilt	74 71
												228	N	Southeast Mo. St.	80 67
												263	H	Alabama St.	68 42
												269	A	Mississippi Val.	86 72
												286	A	North Florida	70 64
												310	H	NJIT	72 60
												320	A	Western Caro.	89 66
LAST 12 Division I GAMES:															
				228	N	Southeast Mo. St.	80 67	310	H	NJIT	72 60				
				263	H	Alabama St.	68 42	88	H	FGCU	52 68				
				173	A	Vanderbilt	74 71	286	A	North Florida	70 64				
								269	A	Mississippi Val.	86 72				
								165	A	Xavier	81 94				
								320	A	Western Caro.	89 66				

Non-Div I Games:	Stillman	99	43	Martin Methodist	79	48	Lane	98	57	Blue Mountain (MS)	70	42	North Ala.
------------------	----------	----	----	------------------	----	----	------	----	----	--------------------	----	----	------------

■ Loss, ■ Non-Conf, S Site, H Home A Away N Neutral

Average RPI Win:	160	WON-LOST	WINNING	LAST 10	STRENGTH OF	OPP. STRENGTH	TEAM	ADJ.	CONF.	ADJ CONF.
Average RPI Loss:	53	RECORD	PCT. RANK	GAMES	SCHEDULE	OF SCHEDULE	RPI	RPI	RPI	RPI
DIV. I ONLY	9- 8	161	4-6	6	103	46	46	1	1	
DIV. I NON-CONF.	9- 5	105	0- 0	27	178	47	47	1	1	
-----										
TOTALS	RPI 1-25	RPI 26-50	W-L RECORDS	RPI 51-100	RPI 101-150	RPI 150+				
9- 8	0- 2	1- 3	OVERALL	1- 1	2- 2	5- 0				
5- 2	0- 0	0- 1	HOME	1- 1	0- 0	4- 0				
1- 4	0- 2	0- 0	AWAY	0- 0	0- 2	1- 0				
3- 2	0- 0	1- 2	NEUTRAL	0- 0	2- 0	0- 0				
9- 5	0- 0	1- 2	NON-CONFERENCE	1- 1	2- 2	5- 0				
5- 1	0- 0	0- 0	HOME	1- 1	0- 0	4- 0				
1- 2	0- 0	0- 0	AWAY	0- 0	0- 2	1- 0				
3- 2	0- 0	1- 2	NEUTRAL	0- 0	2- 0	0- 0				
0- 3	0- 2	0- 1	CONFERENCE	0- 0	0- 0	0- 0				
0- 1	0- 0	0- 1	HOME	0- 0	0- 0	0- 0				
0- 2	0- 2	0- 0	AWAY	0- 0	0- 0	0- 0				
0- 0	0- 0	0- 0	NEUTRAL	0- 0	0- 0	0- 0				

RPI 1-25				RPI 26-50				RPI 51-100				RPI 101+			
RPI	S	Opponent	Score	RPI	S	Opponent	Score	RPI	S	Opponent	Score	RPI	S	Opponent	Score
4	A	Syracuse	77 90	26	H	Florida St.	63 64	71	H	Kent St.	73 60	104	A	Ohio St.	69 76
6	A	Louisville	66 73	31	N	Kentucky	75 85	84	H	Maine	73 85	118	N	Rice	71 50
				39	N	UCLA	83 49					123	A	Colorado	74 86
				47	N	Auburn	81 86					147	N	South Fla.	71 69
												157	H	UNCW	82 55
												164	H	VCU	59 47
												194	A	Elon	100 69
												225	H	Howard	85 63
												325	H	UNC Greensboro	83 62
-----															
LAST 12 Division I GAMES:															
4	A	Syracuse	77 90	225	H	Howard	85 63								
26	H	Florida St.	63 64	47	N	Auburn	81 86								
6	A	Louisville	66 73	118	N	Rice	71 50								
104	A	Ohio St.	69 76	325	H	UNC Greensboro	83 62								
31	N	Kentucky	75 85	157	H	UNCW	82 55								
147	N	South Fla.	71 69	84	H	Maine	73 85								

Non-Div I Games:

North Carolina

Average RPI Win:	260	WON-LOST	WINNING	LAST 10	STRENGTH OF	OPP. STRENGTH	TEAM	ADJ.	CONF.	ADJ CONF.
Average RPI Loss:	132	RECORD	PCT. RANK	GAMES	SCHEDULE	OF SCHEDULE	RPI	RPI	RPI	RPI
DIV. I ONLY	7- 10	222	6-4	231	147	191	191	18	18	
DIV. I NON-CONF.	4- 8	241	0- 0	149	85	174	174	15	15	
-----										
TOTALS	RPI 1-25	RPI 26-50	W-L RECORDS	RPI 51-100	RPI 101-150	RPI 150+				
7- 10	0- 2	0- 0	OVERALL	0- 2	0- 0	7- 6				
2- 2	0- 0	0- 0	HOME	0- 0	0- 0	2- 2				
3- 8	0- 2	0- 0	AWAY	0- 2	0- 0	3- 4				
2- 0	0- 0	0- 0	NEUTRAL	0- 0	0- 0	2- 0				
4- 8	0- 2	0- 0	NON-CONFERENCE	0- 2	0- 0	4- 4				
0- 1	0- 0	0- 0	HOME	0- 0	0- 0	0- 1				
2- 7	0- 2	0- 0	AWAY	0- 2	0- 0	2- 3				
2- 0	0- 0	0- 0	NEUTRAL	0- 0	0- 0	2- 0				
3- 2	0- 0	0- 0	CONFERENCE	0- 0	0- 0	3- 2				
2- 1	0- 0	0- 0	HOME	0- 0	0- 0	2- 1				
1- 1	0- 0	0- 0	AWAY	0- 0	0- 0	1- 1				
0- 0	0- 0	0- 0	NEUTRAL	0- 0	0- 0	0- 0				

RPI 1-25				RPI 26-50				RPI 51-100				RPI 101+ Team's RPI: 191			
RPI	S	Opponent	Score	RPI	S	Opponent	Score	RPI	S	Opponent	Score	RPI	S	Opponent	Score
4	A	Syracuse	49 85					69	A	UNI	60 64	159	A	Oral Roberts	75 67
10	A	Iowa St.	35 87					80	A	Penn St.	68 75	161	A	Denver	66 87
												178	A	Illinois St.	55 67
												181	A	Massachusetts	59 52
												182	H	Milwaukee	46 64
												185	A	Rhode Island	63 77
												224	A	Stetson	63 74
												229	H	Western Ill.	80 92
												243	N	San Francisco	100 97
												295	N	Western Mich.	62 50
												300	H	Omaha	68 57
												305	A	Valparaiso	62 56
												336	H	Purdue Fort Wayne	79 60
LAST 12 Division I GAMES:															
229	H	Western Ill.	80 92	159	A	Oral Roberts	75 67								
300	H	Omaha	68 57	336	H	Purdue Fort Wayne	79 60								
161	A	Denver	66 87	243	N	San Francisco	100 97								
182	H	Milwaukee	46 64	295	N	Western Mich.	62 50								
69	A	UNI	60 64	224	A	Stetson	63 74								
181	A	Massachusetts	59 52	10	A	Iowa St.	35 87								

Non-Div I Games: Mayville St. 84 50

North Dakota

Average RPI	Win:	292	WON-LOST	WINNING	LAST 10	STRENGTH OF	OPP. STRENGTH	TEAM	ADJ.	CONF.	ADJ CONF.
Average RPI	Loss:	160	RECORD	PCT. RANK	GAMES	SCHEDULE	OF SCHEDULE	RPI	RPI	RPI	RPI
DIV. I ONLY	4- 11	283	3-7	310	188	321	321	18	18		
DIV. I NON-CONF.	2- 9	297	0- 0	286	180	325	325	15	15		
-----											
TOTALS	RPI 1-25	RPI 26-50	W-L RECORDS	RPI 51-100	RPI 101-150	RPI 150+					
4- 11	0- 1	0- 0	OVERALL	0- 2	0- 1	4- 7					
3- 4	0- 1	0- 0	HOME	0- 1	0- 0	3- 2					
1- 5	0- 0	0- 0	AWAY	0- 1	0- 1	1- 3					
0- 2	0- 0	0- 0	NEUTRAL	0- 0	0- 0	0- 2					
2- 9	0- 0	0- 0	NON-CONFERENCE	0- 2	0- 1	2- 6					
1- 3	0- 0	0- 0	HOME	0- 1	0- 0	1- 2					
1- 4	0- 0	0- 0	AWAY	0- 1	0- 1	1- 2					
0- 2	0- 0	0- 0	NEUTRAL	0- 0	0- 0	0- 2					
2- 2	0- 1	0- 0	CONFERENCE	0- 0	0- 0	2- 1					
2- 1	0- 1	0- 0	HOME	0- 0	0- 0	2- 0					
0- 1	0- 0	0- 0	AWAY	0- 0	0- 0	0- 1					
0- 0	0- 0	0- 0	NEUTRAL	0- 0	0- 0	0- 0					

RPI 1-25				RPI 26-50				RPI 51-100				RPI 101+ Team's RPI: 321			
RPI	S	Opponent	Score	RPI	S	Opponent	Score	RPI	S	Opponent	Score	RPI	S	Opponent	Score
21	H	South Dakota	41 67					71	H	Creighton	51 86	115	A	Northern Ill.	63 81
								75	A	Pacific	68 75	152	A	Wisconsin	53 64
												179	H	UMKC	59 69
												182	H	Milwaukee	55 57
												200	N	North Texas	78 92
												224	A	Stetson	59 60
												229	H	Western Ill.	68 60
												243	N	San Francisco	42 75
												299	H	New Hampshire	56 51
												300	A	Omaha	61 78
												305	A	Valparaiso	51 48
												336	H	Purdue Fort Wayne	70 54
-----															
LAST 12 Division I GAMES:															
229	H	Western Ill.	68 60	336	H	Purdue Fort Wayne	70 54	224	A	Stetson	59 60				
300	A	Omaha	61 78	243	N	San Francisco	42 75	305	A	Valparaiso	51 48				
21	H	South Dakota	41 67	182	H	Milwaukee	55 57	179	H	UMKC	59 69				
115	A	Northern Ill.	63 81												
200	N	North Texas	78 92												
75	A	Pacific	68 75												

Non-Div I Games: Mayville St. 49 43

North Dakota St.

Average RPI Win: 331  
Average RPI Loss: 147

WON-LOST  
RECORD

WINNING  
PCT. RANK

LAST 10  
GAMES

STRENGTH OF  
SCHEDULE

OPP. STRENGTH  
OF SCHEDULE

TEAM  
RPI

ADJ.  
RPI

CONF.  
RPI

ADJ CONF.  
RPI

DIV. I ONLY	4- 8	248	4-6	257	253	286	286	25	25
DIV. I NON-CONF.	3- 6	241	0- 0	298	219	309	309	27	27
TOTALS	RPI 1-25	RPI 26-50	W-L RECORDS	RPI 51-100	RPI 101-150	RPI 150+			
4- 8	0- 1	0- 1	OVERALL	0- 1	0- 0	4- 5			
3- 3	0- 0	0- 0	HOME	0- 1	0- 0	3- 2			
1- 5	0- 1	0- 1	AWAY	0- 0	0- 0	1- 3			
0- 0	0- 0	0- 0	NEUTRAL	0- 0	0- 0	0- 0			
3- 6	0- 1	0- 1	NON-CONFERENCE	0- 0	0- 0	3- 4			
3- 1	0- 0	0- 0	HOME	0- 0	0- 0	3- 1			
0- 5	0- 1	0- 1	AWAY	0- 0	0- 0	0- 3			
0- 0	0- 0	0- 0	NEUTRAL	0- 0	0- 0	0- 0			
1- 2	0- 0	0- 0	CONFERENCE	0- 1	0- 0	1- 1			
0- 2	0- 0	0- 0	HOME	0- 1	0- 0	0- 1			
1- 0	0- 0	0- 0	AWAY	0- 0	0- 0	1- 0			
0- 0	0- 0	0- 0	NEUTRAL	0- 0	0- 0	0- 0			

RPI S Opponent Score	RPI S Opponent Score	RPI S Opponent Score	RPI S Opponent Score
16 A Indiana 52 75	26 A Florida St. 53 74	88 H FGCU 66 105	Team's RPI: 286
			172 H North Ala. 64 70
			177 A Colorado St. 59 61
			189 A Ole Miss 69 82
			251 A Bethune-Cookman 60 76
			255 H Alabama A&M 62 63
			317 H FIU 62 53
			324 A Lipscomb 68 53
			340 H Florida A&M 64 53
			343 H Charleston So. 82 76
LAST 12 Division I GAMES:			
88 H FGCU 66 105	189 A Ole Miss 69 82		
324 A Lipscomb 68 53	255 H Alabama A&M 62 63		
172 H North Ala. 64 70	251 A Bethune-Cookman 60 76		
16 A Indiana 52 75	317 H FIU 62 53		
340 H Florida A&M 64 53	177 A Colorado St. 59 61		
26 A Florida St. 53 74	343 H Charleston So. 82 76		

Non-Div I Games: Trinity Baptist 99 40 Warner 67 36

North Florida



Average RPI Win:	241	WON-LOST	WINNING	LAST 10	STRENGTH OF	OPP. STRENGTH	TEAM	ADJ.	CONF.	ADJ CONF.
Average RPI Loss:	132	RECORD	PCT. RANK	GAMES	SCHEDULE	OF SCHEDULE	RPI	RPI	RPI	RPI
DIV. I ONLY	7- 6	147	8-2	262	112	200	200	16	16	
DIV. I NON-CONF.	4- 5	190	0- 0	224	108	244	244	19	19	
-----										
TOTALS	RPI 1-25	RPI 26-50	W-L RECORDS	RPI 51-100	RPI 101-150	RPI 150+				
7- 6	0- 1	0- 0	OVERALL	0- 2	2- 1	5- 2				
4- 3	0- 1	0- 0	HOME	0- 0	1- 1	3- 1				
2- 2	0- 0	0- 0	AWAY	0- 1	1- 0	1- 1				
1- 1	0- 0	0- 0	NEUTRAL	0- 1	0- 0	1- 0				
4- 5	0- 1	0- 0	NON-CONFERENCE	0- 2	1- 1	3- 1				
3- 2	0- 1	0- 0	HOME	0- 0	1- 1	2- 0				
0- 2	0- 0	0- 0	AWAY	0- 1	0- 0	0- 1				
1- 1	0- 0	0- 0	NEUTRAL	0- 1	0- 0	1- 0				
3- 1	0- 0	0- 0	CONFERENCE	0- 0	1- 0	2- 1				
1- 1	0- 0	0- 0	HOME	0- 0	0- 0	1- 1				
2- 0	0- 0	0- 0	AWAY	0- 0	1- 0	1- 0				
0- 0	0- 0	0- 0	NEUTRAL	0- 0	0- 0	0- 0				

RPI 1-25				RPI 26-50				RPI 51-100				RPI 101+ Team's RPI: 200			
RPI	S	Opponent	Score	RPI	S	Opponent	Score	RPI	S	Opponent	Score	RPI	S	Opponent	Score
22	H	Texas	54 64					64	A	Kansas St.	42 60	135	H	Missouri St.	83 76
								65	N	Wyomi ng	49 53	142	H	Utah St.	41 57
												149	A	Loui si ana Tech	65 54
												230	A	Southern Mi ss.	62 48
												239	A	SMU	66 73
												261	H	UTSA	54 57
												270	H	UTEP	70 51
												290	H	Houston Baptist	100 75
												291	H	CSU Bakersfield	71 59
												321	N	North Dakota St.	92 78
LAST 12 Division I GAMES:															
261	H	UTSA	54 57	149	A	Loui si ana Tech	65 54	291	H	CSU Bakersfield	71 59	142	H	Utah St.	41 57
270	H	UTEP	70 51	291	H	CSU Bakersfield	71 59	142	H	Utah St.	41 57	290	H	Houston Baptist	100 75
230	A	Southern Mi ss.	62 48	142	H	Utah St.	41 57	135	H	Missouri St.	83 76	239	A	SMU	66 73
321	N	North Dakota St.	92 78	290	H	Houston Baptist	100 75	65	N	Wyomi ng	49 53				
65	N	Wyomi ng	49 53	135	H	Missouri St.	83 76	64	A	Kansas St.	42 60				
64	A	Kansas St.	42 60	239	A	SMU	66 73								

Non-Div I Games: Mid-Amer. Christian 82 35 Xavier (LA) 59 46 Okla. Panhandle 93 52

North Texas

Average RPI	Win:	171	WON-LOST	WINNING	LAST 10	STRENGTH OF	OPP. STRENGTH	TEAM	ADJ.	CONF.	ADJ CONF.
Average RPI	Loss:	83	RECORD	PCT. RANK	GAMES	SCHEDULE	OF SCHEDULE	RPI	RPI	RPI	RPI
DIV. I ONLY		12- 3		39	7-3	103	155	29	29	10	10
DIV. I NON-CONF.		10- 1		19	0- 0	157	121	25	25	13	13
-----											
TOTALS	RPI 1-25		RPI 26-50		W-L RECORDS	RPI 51-100		RPI 101-150		RPI 150+	
12- 3	0- 0		0- 1		OVERALL	2- 1		3- 1		7- 0	
8- 0	0- 0		0- 0		HOME	1- 0		2- 0		5- 0	
4- 3	0- 0		0- 1		AWAY	1- 1		1- 1		2- 0	
0- 0	0- 0		0- 0		NEUTRAL	0- 0		0- 0		0- 0	
10- 1	0- 0		0- 0		NON-CONFERENCE	2- 0		3- 1		5- 0	
6- 0	0- 0		0- 0		HOME	1- 0		2- 0		3- 0	
4- 1	0- 0		0- 0		AWAY	1- 0		1- 1		2- 0	
0- 0	0- 0		0- 0		NEUTRAL	0- 0		0- 0		0- 0	
2- 2	0- 0		0- 1		CONFERENCE	0- 1		0- 0		2- 0	
2- 0	0- 0		0- 0		HOME	0- 0		0- 0		2- 0	
0- 2	0- 0		0- 1		AWAY	0- 1		0- 0		0- 0	
0- 0	0- 0		0- 0		NEUTRAL	0- 0		0- 0		0- 0	

RPI 1-25				RPI 26-50				RPI 51-100				RPI 101+			
RPI	S	Opponent	Score	RPI	S	Opponent	Score	RPI	S	Opponent	Score	RPI	S	Opponent	Score
				48	A	James Madison	49 84	84	H	Maine	63 55	103	H	Fordham	58 54
								90	A	Towson	83 88	108	A	Providence	65 59
								99	A	Dayton	84 79	111	A	Marist	84 90
												120	H	Boston U.	81 51
												163	H	William & Mary	88 74
												181	H	Massachusetts	53 52
												194	H	Elon	79 71
												202	A	Florida	79 66
												213	H	Air Force	54 41
												284	A	Fairfield	59 50
												299	H	New Hampshire	69 54
LAST 12 Division I GAMES:															
				48	A	James Madison	49 84	194	H	Elon	79 71				
				90	A	Towson	83 88	84	H	Maine	63 55				
				163	H	William & Mary	88 74	111	A	Marist	84 90				
				202	A	Florida	79 66	108	A	Providence	65 59				
				213	H	Air Force	54 41	284	A	Fairfield	59 50				
				299	H	New Hampshire	69 54	181	H	Massachusetts	53 52				

Non-Div I Games:

Northeastern

Average RPI Win: 236		WON-LOST RECORD	WINNING PCT. RANK	LAST 10 GAMES	STRENGTH OF SCHEDULE	OPP. STRENGTH OF SCHEDULE	TEAM RPI	ADJ. RPI	CONF. RPI	ADJ CONF. RPI
Average RPI Loss: 132										
DIV. I ONLY		5- 9	240	2-8	229	126	242	242	14	14
DIV. I NON-CONF.		4- 5	190	0- 1	176	117	184	184	12	12
TOTALS		RPI 1-25	RPI 26-50	W-L RECORDS	RPI 51-100	RPI 101-150	RPI 150+			
5- 9	0- 0		0- 0	OVERALL	1- 3	1- 2	3- 4			
3- 3	0- 0		0- 0	HOME	1- 1	0- 1	2- 1			
2- 5	0- 0		0- 0	AWAY	0- 2	1- 1	1- 2			
0- 1	0- 0		0- 0	NEUTRAL	0- 0	0- 0	0- 1			
4- 5	0- 0		0- 0	NON-CONFERENCE	1- 3	1- 0	2- 2			
2- 1	0- 0		0- 0	HOME	1- 1	0- 0	1- 0			
2- 3	0- 0		0- 0	AWAY	0- 2	1- 0	1- 1			
0- 1	0- 0		0- 0	NEUTRAL	0- 0	0- 0	0- 1			
1- 4	0- 0		0- 0	CONFERENCE	0- 0	0- 2	1- 2			
1- 2	0- 0		0- 0	HOME	0- 0	0- 1	1- 1			
0- 2	0- 0		0- 0	AWAY	0- 0	0- 1	0- 1			
0- 0	0- 0		0- 0	NEUTRAL	0- 0	0- 0	0- 0			

RPI 1-25				RPI 26-50				RPI 51-100				RPI 101+				Team's RPI: 242	
RPI	S	Opponent	Score	RPI	S	Opponent	Score	RPI	S	Opponent	Score	RPI	S	Opponent	Score		
								56	A	Ari zona	47 71	101	H	Idaho St.	69 80		
								56	H	New Mexico	55 84	110	A	Montana St.	70 80		
								96	H	Fresno St.	86 73	127	A	Loyol a Marymount	63 62		
								100	A	Washi ngton	59 81	154	A	Montana	62 78		
												177	A	Col orado St.	54 65		
												199	H	Southern Utah	76 82		
												239	N	SMU	48 55		
												294	H	Cal i forni a Baptist	91 88		
												330	H	Weber St.	74 64		
												335	A	Seattle U	65 58		
LAST 12 Division I GAMES:																	
				239	N	SMU	48 55	330	H	Weber St.	74 64						
				199	H	Southern Utah	76 82	110	A	Montana St.	70 80						
				101	H	Idaho St.	69 80	154	A	Montana	62 78						
				127	A	Loyol a Marymount	63 62	56	A	Ari zona	47 71						
				294	H	Cal i forni a Baptist	91 88	56	H	New Mexico	55 84						
				100	A	Washi ngton	59 81	177	A	Col orado St.	54 65						

Non-Div I Games:

Northern Ari z.

■ Loss, ■ Non-Conf, S Site, H Home A Away N Neutral

Average RPI Win: 180

Average RPI Loss: 105

WON-LOST  
RECORDWINNING  
PCT. RANKLAST 10  
GAMESSTRENGTH OF  
SCHEDULEOPP. STRENGTH  
OF SCHEDULETEAM  
RPIADJ.  
RPICONF.  
RPIADJ CONF.  
RPIDIV. I ONLY  
DIV. I NON-CONF.10- 5  
5- 486  
1397-3  
0- 0184  
18449  
2982  
9782  
9714  
1214  
12

TOTALS

RPI 1-25

RPI 26-50

W-L RECORDS

RPI 51-100

RPI 101-150

RPI 150+

10- 5

0- 0

0- 2

OVERALL

0- 0

3- 2

7- 1

5- 1

0- 0

0- 0

HOME

0- 0

2- 1

3- 0

5- 4

0- 0

0- 2

AWAY

0- 0

1- 1

4- 1

0- 0

0- 0

0- 0

NEUTRAL

0- 0

0- 0

0- 0

5- 4

0- 0

0- 2

NON-CONFERENCE

0- 0

1- 1

4- 1

3- 0

0- 0

0- 0

HOME

0- 0

1- 0

2- 0

2- 4

0- 0

0- 2

AWAY

0- 0

0- 1

2- 1

0- 0

0- 0

0- 0

NEUTRAL

0- 0

0- 0

0- 0

5- 1

0- 0

0- 0

CONFERENCE

0- 0

2- 1

3- 0

2- 1

0- 0

0- 0

HOME

0- 0

1- 1

1- 0

3- 0

0- 0

0- 0

AWAY

0- 0

1- 0

2- 0

0- 0

0- 0

0- 0

NEUTRAL

0- 0

0- 0

0- 0

RPI 1-25

RPI 26-50

RPI 51-100

Team's RPI: 82

RPI 101+

RPI S Opponent Score

RPI S Opponent Score

RPI S Opponent Score

RPI S Opponent Score

28 A BYU 50 70  
50 A LSU 57 62106 A Idaho 86 72  
110 H Montana St. 66 79  
123 A Colorado 69 77  
132 H Chattanooga 68 65  
148 H Portland St. 79 63  
154 A Montana 73 62  
161 H Denver 74 66  
177 A Colorado St. 53 47  
188 A Eastern Wash. 67 62  
213 A Air Force 57 69  
239 H SMU 58 57  
243 A San Francisco 68 63  
247 H Sacramento St. 82 69

LAST 12 Division I GAMES:

110 H Montana St. 66 79 106 A Idaho 86 72  
154 A Montana 73 62 148 H Portland St. 79 63  
188 A Eastern Wash. 67 62 247 H Sacramento St. 82 69  
213 A Air Force 57 69 28 A BYU 50 70  
243 A San Francisco 68 63 132 H Chattanooga 68 65  
177 A Colorado St. 53 47 239 H SMU 58 57

Northern Colorado

Northern Colorado

Non-Div I Games:

Northern Colo.

Average RPI Win:	214	WON-LOST	WINNING	LAST 10	STRENGTH OF	OPP. STRENGTH	TEAM	ADJ.	CONF.	ADJ CONF.
Average RPI Loss:	73	RECORD	PCT. RANK	GAMES	SCHEDULE	OF SCHEDULE	RPI	RPI	RPI	RPI
DIV. I ONLY	9- 6	113	6-4	125	122	115	115	8	8	
DIV. I NON-CONF.	8- 4	91	1- 0	213	124	104	104	8	8	
-----										
TOTALS	RPI 1-25	RPI 26-50	W-L RECORDS	RPI 51-100	RPI 101-150	RPI 150+				
9- 6	0- 3	0- 0	OVERALL	1- 1	2- 0	6- 2				
7- 1	0- 1	0- 0	HOME	1- 0	2- 0	4- 0				
0- 5	0- 2	0- 0	AWAY	0- 1	0- 0	0- 2				
2- 0	0- 0	0- 0	NEUTRAL	0- 0	0- 0	2- 0				
8- 4	0- 2	0- 0	NON-CONFERENCE	1- 0	1- 0	6- 2				
6- 0	0- 0	0- 0	HOME	1- 0	1- 0	4- 0				
0- 4	0- 2	0- 0	AWAY	0- 0	0- 0	0- 2				
2- 0	0- 0	0- 0	NEUTRAL	0- 0	0- 0	2- 0				
1- 2	0- 1	0- 0	CONFERENCE	0- 1	1- 0	0- 0				
1- 1	0- 1	0- 0	HOME	0- 0	1- 0	0- 0				
0- 1	0- 0	0- 0	AWAY	0- 1	0- 0	0- 0				
0- 0	0- 0	0- 0	NEUTRAL	0- 0	0- 0	0- 0				

RPI	S	Opponent	Score	RPI	S	Opponent	Score	RPI	S	Opponent	Score	RPI	S	Opponent	Score	Team's RPI: 115
10	A	Iowa St.	60 70					69	H	UNI	70 59	117	H	Yale	89 80	
16	A	Indiana	73 91					71	A	Kent St.	78 87	139	H	Mi ami (OH)	82 71	
18	H	Central Mich.	66 89									154	A	Montana	70 86	
												166	A	Southern Ill.	73 82	
												220	H	Eastern Ill.	78 59	
												229	N	Western Ill.	86 61	
												238	H	Brown	109 102	
												252	N	Nevada	98 69	
												321	H	North Dakota St.	81 63	
												342	H	Chi cago St.	114 52	
-----																
LAST 12 Division I GAMES:																
252	N	Nevada	98 69	18	H	Central Mich.	66 89									
69	H	UNI	70 59	71	A	Kent St.	78 87									
10	A	Iowa St.	60 70	139	H	Mi ami (OH)	82 71									
229	N	Western Ill.	86 61	238	H	Brown	109 102									
166	A	Southern Ill.	73 82	342	H	Chi cago St.	114 52									
154	A	Montana	70 86	220	H	Eastern Ill.	78 59									

Non-Div I Games:

Northern Ill.

Average RPI Win:	260	WON-LOST	WINNING	LAST 10	STRENGTH OF	OPP. STRENGTH	TEAM	ADJ.	CONF.	ADJ CONF.
Average RPI Loss:	133	RECORD	PCT. RANK	GAMES	SCHEDULE	OF SCHEDULE	RPI	RPI	RPI	RPI
DIV. I ONLY	2- 12	322	2-8	97	208	267	267	19	19	
DIV. I NON-CONF.	0- 9	336	0- 0	77	234	302	302	18	18	
-----										
TOTALS	RPI 1-25	RPI 26-50	W-L RECORDS	RPI 51-100	RPI 101-150	RPI 150+				
2- 12	0- 1	0- 1	OVERALL	0- 3	0- 2	2- 5				
1- 4	0- 0	0- 1	HOME	0- 2	0- 0	1- 1				
1- 5	0- 1	0- 0	AWAY	0- 1	0- 2	1- 1				
0- 3	0- 0	0- 0	NEUTRAL	0- 0	0- 0	0- 3				
0- 9	0- 1	0- 0	NON-CONFERENCE	0- 2	0- 1	0- 5				
0- 2	0- 0	0- 0	HOME	0- 1	0- 0	0- 1				
0- 4	0- 1	0- 0	AWAY	0- 1	0- 1	0- 1				
0- 3	0- 0	0- 0	NEUTRAL	0- 0	0- 0	0- 3				
2- 3	0- 0	0- 1	CONFERENCE	0- 1	0- 1	2- 0				
1- 2	0- 0	0- 1	HOME	0- 1	0- 0	1- 0				
1- 1	0- 0	0- 0	AWAY	0- 0	0- 1	1- 0				
0- 0	0- 0	0- 0	NEUTRAL	0- 0	0- 0	0- 0				

RPI 1-25				RPI 26-50				RPI 51-100				RPI 101+				Team's RPI: 267
RPI	S	Opponent	Score	RPI	S	Opponent	Score	RPI	S	Opponent	Score	RPI	S	Opponent	Score	
6	A	Louisville	59 92	42	H	Green Bay	61 81	60	H	Belmont	53 71	108	A	Providence	43 48	
								71	A	Kent St.	61 62	136	A	IUPUI	48 70	
								81	H	Wright St.	55 61	155	N	Akron	60 77	
												167	N	Pepperdine	46 51	
												178	H	Illinois St.	53 58	
												182	H	Milwaukee	55 54	
												256	N	La Salle	56 74	
												334	A	Austin Peay	48 52	
												338	A	UIC	67 49	
LAST 12 Division I GAMES:																
				81	H	Wright St.	55 61	136	A	IUPUI	48 70					
				42	H	Green Bay	61 81	338	A	UIC	67 49					
				182	H	Milwaukee	55 54	167	N	Pepperdine	46 51					
				178	H	Illinois St.	53 58	108	A	Providence	43 48					
				334	A	Austin Peay	48 52	256	N	La Salle	56 74					
				60	H	Belmont	53 71	6	A	Louisville	59 92					

Non-Div I Games: Alderson Broaddus 73 32

Northern Ky.

Average RPI Win:	170	WON-LOST	WINNING	LAST 10	STRENGTH OF	OPP. STRENGTH	TEAM	ADJ.	CONF.	ADJ CONF.
Average RPI Loss:	44	RECORD	PCT. RANK	GAMES	SCHEDULE	OF SCHEDULE	RPI	RPI	RPI	RPI
DIV. I ONLY	9- 7	132	4-6	59	38	94	94	4	4	
DIV. I NON-CONF.	7- 4	109	0- 1	143	55	108	108	5	5	
<hr/>										
TOTALS	RPI 1-25	RPI 26-50	W-L RECORDS	RPI 51-100	RPI 101-150	RPI 150+				
9- 7	0- 2	3- 3	OVERALL	0- 2	2- 0	4- 0				
6- 3	0- 1	2- 1	HOME	0- 1	2- 0	2- 0				
2- 3	0- 1	1- 1	AWAY	0- 1	0- 0	1- 0				
1- 1	0- 0	0- 1	NEUTRAL	0- 0	0- 0	1- 0				
7- 4	0- 1	2- 2	NON-CONFERENCE	0- 1	1- 0	4- 0				
4- 2	0- 1	1- 0	HOME	0- 1	1- 0	2- 0				
2- 1	0- 0	1- 1	AWAY	0- 0	0- 0	1- 0				
1- 1	0- 0	0- 1	NEUTRAL	0- 0	0- 0	1- 0				
2- 3	0- 1	1- 1	CONFERENCE	0- 1	1- 0	0- 0				
2- 1	0- 0	1- 1	HOME	0- 0	1- 0	0- 0				
0- 2	0- 1	0- 0	AWAY	0- 1	0- 0	0- 0				
0- 0	0- 0	0- 0	NEUTRAL	0- 0	0- 0	0- 0				

RPI 1-25				RPI 26-50				RPI 51-100 Team's RPI: 94				RPI 101+			
RPI	S	Opponent	Score	RPI	S	Opponent	Score	RPI	S	Opponent	Score	RPI	S	Opponent	Score
13	H	Marquette	57 76	32	H	Michigan St.	70 62	59	A	Michigan	78 79	124	H	UT Martin	90 64
20	A	Rutgers	41 45	36	A	DePaul	60 76	83	H	Pittsburgh	49 52	150	H	Illinois	68 45
				41	H	Duke	84 58					202	A	Florida	83 74
				42	A	Green Bay	57 55					258	N	Wichita St.	65 43
				45	H	Purdue	54 57					338	H	UIC	87 44
				49	N	Kansas	57 66					342	H	Chicago St.	97 35
<hr/>															
LAST 12 Division I GAMES:															
				49	N	Kansas	57 66	32	H	Michigan St.	70 62				
				45	H	Purdue	54 57	150	H	Illinois	68 45				
				59	A	Michigan	78 79	20	A	Rutgers	41 45				
				36	A	DePaul	60 76	258	N	Wichita St.	65 43				
				83	H	Pittsburgh	49 52	342	H	Chicago St.	97 35				
				124	H	UT Martin	90 64	13	H	Marquette	57 76				

Non-Div I Games:

Northwestern

Average RPI Win:	348	WON-LOST	WINNING	LAST 10	STRENGTH OF	OPP. STRENGTH	TEAM	ADJ.	CONF.	ADJ CONF.
Average RPI Loss:	156	RECORD	PCT. RANK	GAMES	SCHEDULE	OF SCHEDULE	RPI	RPI	RPI	RPI
DIV. I ONLY	2- 9	314	3-7	287	218	329	329	26	26	
DIV. I NON-CONF.	1- 6	318	0- 0	259	157	329	329	22	22	
-----										
TOTALS	RPI 1-25	RPI 26-50	W-L RECORDS	RPI 51-100	RPI 101-150	RPI 150+				
2- 9	0- 1	0- 0	OVERALL	0- 2	0- 1	2- 5				
2- 1	0- 0	0- 0	HOME	0- 0	0- 0	2- 1				
0- 8	0- 1	0- 0	AWAY	0- 2	0- 1	0- 4				
0- 0	0- 0	0- 0	NEUTRAL	0- 0	0- 0	0- 0				
1- 6	0- 1	0- 0	NON-CONFERENCE	0- 1	0- 1	1- 3				
1- 1	0- 0	0- 0	HOME	0- 0	0- 0	1- 1				
0- 5	0- 1	0- 0	AWAY	0- 1	0- 1	0- 2				
0- 0	0- 0	0- 0	NEUTRAL	0- 0	0- 0	0- 0				
1- 3	0- 0	0- 0	CONFERENCE	0- 1	0- 0	1- 2				
1- 0	0- 0	0- 0	HOME	0- 0	0- 0	1- 0				
0- 3	0- 0	0- 0	AWAY	0- 1	0- 0	0- 2				
0- 0	0- 0	0- 0	NEUTRAL	0- 0	0- 0	0- 0				

RPI 1-25				RPI 26-50				RPI 51-100				RPI 101+				Team's RPI: 329
RPI	S	Opponent	Score	RPI	S	Opponent	Score	RPI	S	Opponent	Score	RPI	S	Opponent	Score	
22	A	Texas	66 104					53	A	SFA	56 84	114	A	Al abama	73 87	
								55	A	Arkansas	53 98	153	A	Okl ahoma	56 93	
												176	A	Ni chol l s St.	86 97	
												230	A	Southern Mi ss.	54 69	
												289	A	A&M-Corpus Christi	55 79	
												312	H	La. -Monroe	55 63	
												345	H	McNeese	82 63	
												351	H	Al corn	78 65	
-----																
LAST 12 Division I GAMES:																
53	A	SFA	56 84	176	A	Ni chol l s St.	86 97									
289	A	A&M-Corpus Christi	55 79	22	A	Texas	66 104									
345	H	McNeese	82 63	114	A	Al abama	73 87									
153	A	Okl ahoma	56 93	312	H	La. -Monroe	55 63									
55	A	Arkansas	53 98	230	A	Southern Mi ss.	54 69									
				351	H	Al corn	78 65									

Non-Div I Games: Loyola (LA) 71 66 Central Baptist 82 56 LeTourneau 100 40 Centenary (LA) 94 51 Northwestern St.



Average RPI Win:	65	WON-LOST	WINNING	LAST 10	STRENGTH OF	OPP. STRENGTH	TEAM	ADJ.	CONF.	ADJ CONF.
Average RPI Loss:	7	RECORD	PCT. RANK	GAMES	SCHEDULE	OF SCHEDULE	RPI	RPI	RPI	RPI

DIV. I ONLY	16- 1	2	9-1	1	5	1	1	1	1
DIV. I NON-CONF.	12- 1	10	1- 0	1	9	1	1	1	1
-----									
TOTALS	RPI 1-25	RPI 26-50	W-L RECORDS	RPI 51-100	RPI 101-150	RPI 150+			
16- 1	5- 1	3- 0	OVERALL	4- 0	3- 0	1- 0			
9- 1	2- 1	0- 0	HOME	4- 0	2- 0	1- 0			
4- 0	1- 0	2- 0	AWAY	0- 0	1- 0	0- 0			
3- 0	2- 0	1- 0	NEUTRAL	0- 0	0- 0	0- 0			
12- 1	4- 1	2- 0	NON-CONFERENCE	2- 0	3- 0	1- 0			
6- 1	1- 1	0- 0	HOME	2- 0	2- 0	1- 0			
3- 0	1- 0	1- 0	AWAY	0- 0	1- 0	0- 0			
3- 0	2- 0	1- 0	NEUTRAL	0- 0	0- 0	0- 0			
4- 0	1- 0	1- 0	CONFERENCE	2- 0	0- 0	0- 0			
3- 0	1- 0	0- 0	HOME	2- 0	0- 0	0- 0			
1- 0	0- 0	1- 0	AWAY	0- 0	0- 0	0- 0			
0- 0	0- 0	0- 0	NEUTRAL	0- 0	0- 0	0- 0			

RPI 1-25	Team's RPI: 1	RPI 26-50	RPI 51-100	RPI 101+
RPI S Opponent Score	RPI S Opponent Score	RPI S Opponent Score	RPI S Opponent Score	RPI S Opponent Score
6 H Louisville 82 68	33 A Georgia Tech 76 55	66 H Penn 75 55	102 H Western Ky. 94 53	
7 H UConn 71 89	34 N Oregon St. 91 81	67 H Harvard 103 58	109 A Toledo 72 56	
11 N Gonzaga 81 65	36 A DePaul 101 77	83 H Pittsburgh 100 44	116 H Lehigh 95 68	
12 H Iowa 105 71		91 H Wake Forest 78 48	241 H Binghamton 103 53	
13 A Marquette 87 63				
14 N Drake 82 64				
LAST 12 Division I GAMES:				
34 N Oregon St. 91 81	33 A Georgia Tech 76 55	83 H Pittsburgh 100 44	116 H Lehigh 95 68	
14 N Drake 82 64	83 H Pittsburgh 100 44	13 A Marquette 87 63	102 H Western Ky. 94 53	
91 H Wake Forest 78 48	116 H Lehigh 95 68	109 A Toledo 72 56	241 H Binghamton 103 53	
6 H Louisville 82 68	109 A Toledo 72 56			
7 H UConn 71 89	7 H UConn 71 89			

Non-Div I Games:

Notre Dame

Average RPI Win:	317	WON-LOST	WINNING	LAST 10	STRENGTH OF	OPP. STRENGTH	TEAM	ADJ.	CONF.	ADJ CONF.
Average RPI Loss:	129	RECORD	PCT. RANK	GAMES	SCHEDULE	OF SCHEDULE	RPI	RPI	RPI	RPI
DIV. I ONLY	2- 12	322	2-8	80	251	281	281	19	19	
DIV. I NON-CONF.	1- 8	322	0- 0	8	225	202	202	18	18	
-----										
TOTALS	RPI 1-25	RPI 26-50	W-L RECORDS	RPI 51-100	RPI 101-150	RPI 150+				
2- 12	0- 2	0- 1	OVERALL	0- 2	0- 2	2- 5				
2- 5	0- 1	0- 1	HOME	0- 1	0- 1	2- 1				
0- 6	0- 1	0- 0	AWAY	0- 1	0- 1	0- 3				
0- 1	0- 0	0- 0	NEUTRAL	0- 0	0- 0	0- 1				
1- 8	0- 2	0- 1	NON-CONFERENCE	0- 2	0- 0	1- 3				
1- 3	0- 1	0- 1	HOME	0- 1	0- 0	1- 0				
0- 4	0- 1	0- 0	AWAY	0- 1	0- 0	0- 2				
0- 1	0- 0	0- 0	NEUTRAL	0- 0	0- 0	0- 1				
1- 4	0- 0	0- 0	CONFERENCE	0- 0	0- 2	1- 2				
1- 2	0- 0	0- 0	HOME	0- 0	0- 1	1- 1				
0- 2	0- 0	0- 0	AWAY	0- 0	0- 1	0- 1				
0- 0	0- 0	0- 0	NEUTRAL	0- 0	0- 0	0- 0				

RPI 1-25				RPI 26-50				RPI 51-100				RPI 101+				Team's RPI: 281
RPI	S	Opponent	Score	RPI	S	Opponent	Score	RPI	S	Opponent	Score	RPI	S	Opponent	Score	
16	H	Indiana	32 59	32	H	Michigan St.	58 102	59	H	Michigan	59 85	119	H	Youngstown St.	55 69	
18	A	Central Mich.	61 104					71	A	Kent St.	65 75	136	A	IUPUI	53 82	
												155	N	Akron	65 85	
												171	A	Bradley	64 73	
												178	A	Illinois St.	56 62	
												260	H	Cleveland St.	62 64	
												301	H	Cani si us	71 60	
												332	H	Detroit Mercy	74 67	
												338	A	UIC	65 69	
LAST 12 Division I GAMES:																
136	A	IUPUI	53 82	260	H	Cleveland St.	62 64									
338	A	UIC	65 69	59	H	Michigan	59 85									
332	H	Detroit Mercy	74 67	32	H	Michigan St.	58 102									
119	H	Youngstown St.	55 69	171	A	Bradley	64 73									
71	A	Kent St.	65 75	178	A	Illinois St.	56 62									
155	N	Akron	65 85	301	H	Cani si us	71 60									

Non-Div I Games: Grace Bible (MI) 94 48 Rochester College 64 46

Oakland

Average RPI Win:	184	WON-LOST	WINNING	LAST 10	STRENGTH OF	OPP. STRENGTH	TEAM	ADJ.	CONF.	ADJ CONF.
Average RPI Loss:	18	RECORD	PCT. RANK	GAMES	SCHEDULE	OF SCHEDULE	RPI	RPI	RPI	RPI
DIV. I ONLY	13- 1	12	9-1	248	46	51	51	8	8	
DIV. I NON-CONF.	11- 0	1	0- 0	311	68	60	60	8	8	
-----										
TOTALS	RPI 1-25	RPI 26-50	W-L RECORDS	RPI 51-100	RPI 101-150	RPI 150+				
13- 1	0- 1	2- 0	OVERALL	1- 0	2- 0	8- 0				
6- 1	0- 1	1- 0	HOME	0- 0	0- 0	5- 0				
5- 0	0- 0	1- 0	AWAY	0- 0	2- 0	2- 0				
2- 0	0- 0	0- 0	NEUTRAL	1- 0	0- 0	1- 0				
11- 0	0- 0	1- 0	NON-CONFERENCE	1- 0	2- 0	7- 0				
6- 0	0- 0	1- 0	HOME	0- 0	0- 0	5- 0				
3- 0	0- 0	0- 0	AWAY	0- 0	2- 0	1- 0				
2- 0	0- 0	0- 0	NEUTRAL	1- 0	0- 0	1- 0				
2- 1	0- 1	1- 0	CONFERENCE	0- 0	0- 0	1- 0				
0- 1	0- 1	0- 0	HOME	0- 0	0- 0	0- 0				
2- 0	0- 0	1- 0	AWAY	0- 0	0- 0	1- 0				
0- 0	0- 0	0- 0	NEUTRAL	0- 0	0- 0	0- 0				

RPI 1-25				RPI 26-50				RPI 51-100				RPI 101+			
RPI	S	Opponent	Score	RPI	S	Opponent	Score	RPI	S	Opponent	Score	RPI	S	Opponent	Score
18	H	Central Mich.	70 88	37	A	Buffalo	74 71	76	N	Lamar University	87 62	136	A	IUPUI	73 66
				45	H	Purdue	80 73					145	A	American	77 67
												157	H	UNCW	95 72
												190	A	Ball St.	90 75
												212	N	St. Bonaventure	70 53
												241	H	Binghamton	86 49
												260	H	Cleveland St.	72 54
												283	A	Richmond	109 58
												287	H	Coppin St.	87 62
												322	H	Eastern Ky.	100 60
-----															
LAST 12 Division I GAMES:															
				190	A	Ball St.	90 75	283	A	Richmond	109 58				
				18	H	Central Mich.	70 88	136	A	IUPUI	73 66				
				37	A	Buffalo	74 71	287	H	Coppin St.	87 62				
				145	A	American	77 67	45	H	Purdue	80 73				
				212	N	St. Bonaventure	70 53	260	H	Cleveland St.	72 54				
				322	H	Eastern Ky.	100 60	76	N	Lamar University	87 62				

Non-Div I Games:

Ohio

Average RPI Loss: 64

DIV. I ONLY	6- 8	209	4-6	12	28	104	104	4	4
DIV. I NON-CONF.	4- 5	190	0- 0	54	35	147	147	5	5
TOTALS	RPI 1-25	RPI 26-50	W-L RECORDS	RPI 51-100	RPI 101-150	RPI 150+			
6- 8	1- 3	2- 1	OVERALL	0- 3	1- 1	2- 0			
6- 2	1- 0	2- 0	HOME	0- 1	1- 1	2- 0			
0- 4	0- 2	0- 1	AWAY	0- 1	0- 0	0- 0			
0- 2	0- 1	0- 0	NEUTRAL	0- 1	0- 0	0- 0			
4- 5	0- 2	1- 0	NON-CONFERENCE	0- 2	1- 1	2- 0			
4- 1	0- 0	1- 0	HOME	0- 0	1- 1	2- 0			
0- 2	0- 1	0- 0	AWAY	0- 1	0- 0	0- 0			
0- 2	0- 1	0- 0	NEUTRAL	0- 1	0- 0	0- 0			
2- 3	1- 1	1- 1	CONFERENCE	0- 1	0- 0	0- 0			
2- 1	1- 0	1- 0	HOME	0- 1	0- 0	0- 0			
0- 2	0- 1	0- 1	AWAY	0- 0	0- 0	0- 0			
0- 0	0- 0	0- 0	NEUTRAL	0- 0	0- 0	0- 0			

[illegible]

### Non-Div I Games:

Ohio St.

Average RPI Win:	227	WON-LOST	WINNING	LAST 10	STRENGTH OF	OPP. STRENGTH	TEAM	ADJ.	CONF.	ADJ CONF.
Average RPI Loss:	73	RECORD	PCT. RANK	GAMES	SCHEDULE	OF SCHEDULE	RPI	RPI	RPI	RPI
DIV. I ONLY	5- 10	248	3-7	18	133	153	153	3	3	
DIV. I NON-CONF.	4- 7	228	0- 1	36	156	164	164	3	3	
-----										
TOTALS	RPI 1-25	RPI 26-50	W-L RECORDS	RPI 51-100	RPI 101-150	RPI 150+				
5- 10	0- 2	0- 3	OVERALL	0- 2	2- 2	3- 1				
4- 3	0- 1	0- 1	HOME	0- 0	2- 1	2- 0				
1- 5	0- 1	0- 1	AWAY	0- 2	0- 1	1- 0				
0- 2	0- 0	0- 1	NEUTRAL	0- 0	0- 0	0- 1				
4- 7	0- 1	0- 3	NON-CONFERENCE	0- 1	1- 1	3- 1				
3- 2	0- 1	0- 1	HOME	0- 0	1- 0	2- 0				
1- 3	0- 0	0- 1	AWAY	0- 1	0- 1	1- 0				
0- 2	0- 0	0- 1	NEUTRAL	0- 0	0- 0	0- 1				
1- 3	0- 1	0- 0	CONFERENCE	0- 1	1- 1	0- 0				
1- 1	0- 0	0- 0	HOME	0- 0	1- 1	0- 0				
0- 2	0- 1	0- 0	AWAY	0- 1	0- 0	0- 0				
0- 0	0- 0	0- 0	NEUTRAL	0- 0	0- 0	0- 0				

RPI 1-25				RPI 26-50				RPI 51-100				RPI 101+ Team's RPI: 153			
RPI	S	Opponent	Score	RPI	S	Opponent	Score	RPI	S	Opponent	Score	RPI	S	Opponent	Score
7	H	UConn	63 72	36	H	DePaul	76 87	56	A	New Mexico	80 84	102	H	Western Ky.	90 83
22	A	Texas	63 73	44	N	Clemson	62 74	64	A	Kansas St.	56 86	138	H	West Virginia	55 66
				47	A	Auburn	79 95					140	H	Texas Tech	66 61
												147	A	South Fla.	70 87
												170	N	UAB	84 89
												239	A	SMU	77 61
												326	H	Central Ark.	65 52
												329	H	Northwestern St.	93 56
LAST 12 Division I GAMES:															
44	N	Clemson	62 74	140	H	Texas Tech	66 61	239	A	SMU	77 61	7	H	UConn	63 72
138	H	West Virginia	55 66	36	H	DePaul	76 87	326	H	Central Ark.	65 52	47	A	Auburn	79 95
22	A	Texas	63 73	56	A	Kansas St.	56 86								
64	A	Kansas St.	56 86	80	A	New Mexico	80 84								
56	A	New Mexico	80 84	84	A	Auburn	79 95								
170	N	UAB	84 89												

Non-Div I Games:

Oklahoma

Average RPI Win:	181	WON-LOST	WINNING	LAST 10	STRENGTH OF	OPP. STRENGTH	TEAM	ADJ.	CONF.	ADJ CONF.
Average RPI Loss:	57	RECORD	PCT. RANK	GAMES	SCHEDULE	OF SCHEDULE	RPI	RPI	RPI	RPI
DIV. I ONLY	11- 4	62	6-4	123	71	68	68	3	3	
DIV. I NON-CONF.	9- 2	43	0- 0	267	51	102	102	3	3	
-----										
TOTALS	RPI 1-25	RPI 26-50	W-L RECORDS	RPI 51-100	RPI 101-150	RPI 150+				
11- 4	0- 1	0- 2	OVERALL	1- 0	3- 1	7- 0				
10- 1	0- 0	0- 1	HOME	1- 0	3- 0	6- 0				
1- 3	0- 1	0- 1	AWAY	0- 0	0- 1	1- 0				
0- 0	0- 0	0- 0	NEUTRAL	0- 0	0- 0	0- 0				
9- 2	0- 0	0- 2	NON-CONFERENCE	0- 0	2- 0	7- 0				
8- 1	0- 0	0- 1	HOME	0- 0	2- 0	6- 0				
1- 1	0- 0	0- 1	AWAY	0- 0	0- 0	1- 0				
0- 0	0- 0	0- 0	NEUTRAL	0- 0	0- 0	0- 0				
2- 2	0- 1	0- 0	CONFERENCE	1- 0	1- 1	0- 0				
2- 0	0- 0	0- 0	HOME	1- 0	1- 0	0- 0				
0- 2	0- 1	0- 0	AWAY	0- 0	0- 1	0- 0				
0- 0	0- 0	0- 0	NEUTRAL	0- 0	0- 0	0- 0				

RPI 1-25				RPI 26-50				RPI 51-100				RPI 101+			
RPI	S	Opponent	Score	RPI	S	Opponent	Score	RPI	S	Opponent	Score	RPI	S	Opponent	Score
22	A	Texas	51 60	30	H	Tennessee	63 76	77	H	TCU	75 71	122	H	Arkansas St.	62 60
				39	A	UCLA	59 71					138	A	West Virginia	58 67
-----															
Team's RPI: 68															
LAST 12 Division I GAMES:															
140	H	Texas Tech	65 57	180	H	Grambling	86 40	209	H	Houston Baptist	77 44	216	H	Samford	82 62
138	A	West Virginia	58 67	159	H	Oral Roberts	89 69	30	H	Tennessee	63 76	144	H	Texas St.	66 55
77	H	TCU	75 71	39	A	UCLA	59 71	49	A	UCLA	59 71	258	A	Wichita St.	60 47
22	A	Texas	51 60	290	H	Houston Baptist	77 44	216	H	Samford	82 62	258	A	Wichita St.	60 47
258	A	Wichita St.	60 47	30	H	Tennessee	63 76	144	H	Texas St.	66 55	290	H	Houston Baptist	77 44
216	H	Samford	82 62	144	H	Texas St.	66 55								

Non-Div I Games:

Oklahoma St.

Average RPI Win:	205	WON-LOST	WINNING	LAST 10	STRENGTH OF	OPP. STRENGTH	TEAM	ADJ.	CONF.	ADJ CONF.
Average RPI Loss:	108	RECORD	PCT. RANK	GAMES	SCHEDULE	OF SCHEDULE	RPI	RPI	RPI	RPI

DIV. I ONLY	11- 5	81	6-4	108	180	73	73	16	16
DIV. I NON-CONF.	9- 3	62	0- 1	31	212	29	29	19	19
TOTALS	RPI 1-25	RPI 26-50	W-L RECORDS	RPI 51-100	RPI 101-150	RPI 150+			
11- 5	0- 1	0- 0	OVERALL	1- 1	2- 2	8- 1			
6- 1	0- 0	0- 0	HOME	0- 0	0- 1	6- 0			
3- 3	0- 1	0- 0	AWAY	1- 0	1- 1	1- 1			
2- 1	0- 0	0- 0	NEUTRAL	0- 1	1- 0	1- 0			
9- 3	0- 1	0- 0	NON-CONFERENCE	1- 1	2- 1	6- 0			
4- 1	0- 0	0- 0	HOME	0- 0	0- 1	4- 0			
3- 1	0- 1	0- 0	AWAY	1- 0	1- 0	1- 0			
2- 1	0- 0	0- 0	NEUTRAL	0- 1	1- 0	1- 0			
2- 2	0- 0	0- 0	CONFERENCE	0- 0	0- 1	2- 1			
2- 0	0- 0	0- 0	HOME	0- 0	0- 0	2- 0			
0- 2	0- 0	0- 0	AWAY	0- 0	0- 1	0- 1			
0- 0	0- 0	0- 0	NEUTRAL	0- 0	0- 0	0- 0			

RPI S Opponent Score	RPI S Opponent Score	RPI S Opponent Score	RPI S Opponent Score
8 A NC State 56 85		54 N Saint Mary's (CA) 65 83	102 A Western Ky. 60 75
		74 A Tulane 56 48	105 N Tennessee Tech 80 73
			113 H Virginia 67 73
			130 A Cincinnati 76 72
			163 H William & Mary 83 69
			164 H VCU 60 57
			218 N Jacksonville 78 76
			244 A Campbell 83 59
			262 A Marshall 48 57
			274 H Fla. Atlantic 87 53
			277 H Norfolk St. 69 53
			287 H Coppin St. 81 51
			317 H FIU 95 68
LAST 12 Division I GAMES:			
54 N Saint Mary's (CA) 65 83	262 A Marshall 48 57	287 H Coppin St. 81 51	
317 H FIU 95 68	74 A Tulane 56 48	164 H VCU 60 57	
274 H Fla. Atlantic 87 53	163 H William & Mary 83 69	8 A NC State 56 85	
102 A Western Ky. 60 75			
105 N Tennessee Tech 80 73			
218 N Jacksonville 78 76			

Non-Div I Games:

Old Dominion

O  
l  
e  
M  
i  
s  
s

Ole Miss				Through Games Of Jan. 14, 2019							
Average RPI	Win:	251	WON-LOST	WINNING	LAST 10	STRENGTH OF	OPP. STRENGTH	TEAM	ADJ.	CONF.	ADJ CONF.
Average RPI	Loss:	85	RECORD	PCT. RANK	GAMES	SCHEDULE	OF SCHEDULE	RPI	RPI	RPI	RPI
DIV. I ONLY			7- 11	230	4-6	62	194	189	189	6	6
DIV. I NON-CONF.			6- 8	199	0- 0	134	262	250	250	6	6
-----											
TOTALS		RPI 1-25		RPI 26-50		W-L RECORDS		RPI 51-100		RPI 101-150	RPI 150+
7- 11		0- 1		1- 3		OVERALL		0- 4		0- 2	6- 1
6- 6		0- 0		0- 1		HOME		0- 3		0- 1	6- 1
1- 2		0- 0		1- 1		AWAY		0- 0		0- 1	0- 0
0- 3		0- 1		0- 1		NEUTRAL		0- 1		0- 0	0- 0
6- 8		0- 1		0- 1		NON-CONFERENCE		0- 3		0- 2	6- 1
6- 4		0- 0		0- 0		HOME		0- 2		0- 1	6- 1
0- 1		0- 0		0- 0		AWAY		0- 0		0- 1	0- 0
0- 3		0- 1		0- 1		NEUTRAL		0- 1		0- 0	0- 0
1- 3		0- 0		1- 2		CONFERENCE		0- 1		0- 0	0- 0
0- 2		0- 0		0- 1		HOME		0- 1		0- 0	0- 0
1- 1		0- 0		1- 1		AWAY		0- 0		0- 0	0- 0
0- 0		0- 0		0- 0		NEUTRAL		0- 0		0- 0	0- 0

RPI 1-25				RPI 26-50				RPI 51-100				RPI 101+ Team's RPI: 189			
RPI	S	Opponent	Score	RPI	S	Opponent	Score	RPI	S	Opponent	Score	RPI	S	Opponent	Score
7	N	UConn	50 90	31	A	Kentucky	55 49	55	H	Arkansas	55 85	136	H	IUPUI	58 66
				35	A	Missouri	55 78	77	H	TCU	50 55	149	A	Louisiana Tech	71 80
				45	N	Purdue	59 70	86	H	Troy	54 71	192	H	Jacksonville St.	49 60
				50	H	LSU	41 55	98	N	St. John's (NY)	59 64	253	H	Temple	62 55
												276	H	Louisiana	79 57
												277	H	Norfolk St.	60 42
												286	H	North Florida	82 69
												295	H	Western Mich.	69 66
												337	H	Savannah St.	74 51
-----															
LAST 12 Division I GAMES:															
				31	A	Kentucky	55 49	286	H	North Florida	82 69				
				50	H	LSU	41 55	86	H	Troy	54 71				
				55	H	Arkansas	55 85	149	A	Louisiana Tech	71 80				
				35	A	Missouri	55 78	276	H	Louisiana	79 57				
				77	H	TCU	50 55	337	H	Savannah St.	74 51				
				98	N	St. John's (NY)	59 64	192	H	Jacksonville St.	49 60				

Non-Div I Games:

Ole Miss

O  
l  
e  
M  
i  
s  
s



Average RPI Win:	320	WON-LOST	WINNING	LAST 10	STRENGTH OF	OPP. STRENGTH	TEAM	ADJ.	CONF.	ADJ CONF.
Average RPI Loss:	140	RECORD	PCT. RANK	GAMES	SCHEDULE	OF SCHEDULE	RPI	RPI	RPI	RPI
DIV. I ONLY	5- 10	248	3-7	290	272	300	300	18	18	
DIV. I NON-CONF.	4- 7	228	1- 0	288	260	282	282	15	15	
-----										
TOTALS	RPI 1-25	RPI 26-50	W-L RECORDS	RPI 51-100	RPI 101-150	RPI 150+				
5- 10	0- 0	0- 0	OVERALL	0- 3	0- 1	5- 6				
3- 4	0- 0	0- 0	HOME	0- 0	0- 0	3- 4				
1- 5	0- 0	0- 0	AWAY	0- 3	0- 1	1- 1				
1- 1	0- 0	0- 0	NEUTRAL	0- 0	0- 0	1- 1				
4- 7	0- 0	0- 0	NON-CONFERENCE	0- 3	0- 1	4- 3				
2- 2	0- 0	0- 0	HOME	0- 0	0- 0	2- 2				
1- 4	0- 0	0- 0	AWAY	0- 3	0- 1	1- 0				
1- 1	0- 0	0- 0	NEUTRAL	0- 0	0- 0	1- 1				
1- 3	0- 0	0- 0	CONFERENCE	0- 0	0- 0	1- 3				
1- 2	0- 0	0- 0	HOME	0- 0	0- 0	1- 2				
0- 1	0- 0	0- 0	AWAY	0- 0	0- 0	0- 1				
0- 0	0- 0	0- 0	NEUTRAL	0- 0	0- 0	0- 0				

RPI 1-25				RPI 26-50				RPI 51-100				RPI 101+				Team's RPI: 300
RPI	S	Opponent	Score	RPI	S	Opponent	Score	RPI	S	Opponent	Score	RPI	S	Opponent	Score	
								64	A	Kansas St.	46 61	110	A	Montana St.	56 59	
								69	A	UNI	50 79	159	H	Oral Roberts	56 71	
								71	A	Creighton	51 66	160	H	CSUN	52 64	
												161	H	Denver	68 95	
												171	H	Bradley	60 80	
												191	A	North Dakota	57 68	
												244	N	Campbell	52 65	
												291	H	CSU Bakersfield	53 46	
												318	H	USC Upstate	96 69	
												321	H	North Dakota St.	78 61	
												332	A	Detroit Mercy	51 42	
												340	N	Florida A&M	57 50	
LAST 12 Division I GAMES:																
340	N	Florida A&M	57 50	161	H	Denver	68 95									
191	A	North Dakota	57 68	69	A	UNI	50 79									
321	H	North Dakota St.	78 61	110	A	Montana St.	56 59									
159	H	Oral Roberts	56 71	171	H	Bradley	60 80									
332	A	Detroit Mercy	51 42	291	H	CSU Bakersfield	53 46									
244	N	Campbell	52 65	71	A	Creighton	51 66									

Non-Div I Games: Graceland (IA) 81 39

Omaha

Average RPI Win:	236	WON-LOST	WINNING	LAST 10	STRENGTH OF	OPP. STRENGTH	TEAM	ADJ.	CONF.	ADJ CONF.
Average RPI Loss:	81	RECORD	PCT. RANK	GAMES	SCHEDULE	OF SCHEDULE	RPI	RPI	RPI	RPI

DIV. I ONLY	8- 8	166	6-4	177	127	159	159	18	18
DIV. I NON-CONF.	5- 6	177	0- 0	82	87	105	105	15	15
TOTALS	RPI 1-25	RPI 26-50	W-L RECORDS	RPI 51-100	RPI 101-150	RPI 150+			
8- 8	0- 1	0- 2	OVERALL	0- 2	1- 2	7- 1			
3- 3	0- 0	0- 0	HOME	0- 0	0- 2	3- 1			
5- 5	0- 1	0- 2	AWAY	0- 2	1- 0	4- 0			
0- 0	0- 0	0- 0	NEUTRAL	0- 0	0- 0	0- 0			
5- 6	0- 1	0- 1	NON-CONFERENCE	0- 2	1- 2	4- 0			
2- 2	0- 0	0- 0	HOME	0- 0	0- 2	2- 0			
3- 4	0- 1	0- 1	AWAY	0- 2	1- 0	2- 0			
0- 0	0- 0	0- 0	NEUTRAL	0- 0	0- 0	0- 0			
3- 2	0- 0	0- 1	CONFERENCE	0- 0	0- 0	3- 1			
1- 1	0- 0	0- 0	HOME	0- 0	0- 0	1- 1			
2- 1	0- 0	0- 1	AWAY	0- 0	0- 0	2- 0			
0- 0	0- 0	0- 0	NEUTRAL	0- 0	0- 0	0- 0			

RPI	S	Opponent	Score	RPI	S	Opponent	Score	RPI	S	Opponent	Score	RPI	S	Opponent	Score	Team's RPI: 159
12	A	Iowa	77 90	27	A	South Dakota St.	55 68	55	A	Arkansas	61 74	121	H	Tulsa	68 76	
				49	A	Kansas	58 70	68	A	Oklahoma St.	69 89	125	H	UT Arlington	62 80	
												144	A	Texas St.	81 64	
												179	H	UMKC	75 64	
												191	H	North Dakota	67 75	
												199	H	Southern Utah	64 59	
												214	A	Sam Houston St.	73 62	
												229	H	Western Ill.	68 64	
												290	A	Houston Baptist	74 56	
												300	A	Omaha	71 56	
												336	A	Purdue Fort Wayne	72 61	
LAST 12 Division I GAMES:																
				27	A	South Dakota St.	55 68	300	A	Omaha	71 56					
				336	A	Purdue Fort Wayne	72 61	68	A	Oklahoma St.	69 89					
				229	H	Western Ill.	68 64	290	A	Houston Baptist	74 56					
				191	H	North Dakota	67 75	214	A	Sam Houston St.	73 62					
				55	A	Arkansas	61 74	125	H	UT Arlington	62 80					
				144	A	Texas St.	81 64	199	H	Southern Utah	64 59					

Non-Div I Games: Harris-Stowe 74 46 Cent. Christian (KS) 47

Oral Roberts

Average RPI Win:	95	WON-LOST	WINNING	LAST 10	STRENGTH OF	OPP. STRENGTH	TEAM	ADJ.	CONF.	ADJ CONF.
Average RPI Loss:	32	RECORD	PCT. RANK	GAMES	SCHEDULE	OF SCHEDULE	RPI	RPI	RPI	RPI
DIV. I ONLY	14- 1	9	9-1	22	6	5	5	2	2	
DIV. I NON-CONF.	10- 1	19	0- 0	16	18	2	2	2	2	
-----										
TOTALS	RPI 1-25	RPI 26-50	W-L RECORDS	RPI 51-100	RPI 101-150	RPI 150+				
14- 1	2- 0	3- 1	OVERALL	4- 0	2- 0	3- 0				
8- 0	2- 0	1- 0	HOME	2- 0	1- 0	2- 0				
5- 1	0- 0	2- 1	AWAY	2- 0	1- 0	0- 0				
1- 0	0- 0	0- 0	NEUTRAL	0- 0	0- 0	1- 0				
10- 1	2- 0	2- 1	NON-CONFERENCE	1- 0	2- 0	3- 0				
6- 0	2- 0	1- 0	HOME	0- 0	1- 0	2- 0				
3- 1	0- 0	1- 1	AWAY	1- 0	1- 0	0- 0				
1- 0	0- 0	0- 0	NEUTRAL	0- 0	0- 0	1- 0				
4- 0	0- 0	1- 0	CONFERENCE	3- 0	0- 0	0- 0				
2- 0	0- 0	0- 0	HOME	2- 0	0- 0	0- 0				
2- 0	0- 0	1- 0	AWAY	1- 0	0- 0	0- 0				
0- 0	0- 0	0- 0	NEUTRAL	0- 0	0- 0	0- 0				

RPI	S	Opponent	Score	RPI	S	Opponent	Score	RPI	S	Opponent	Score	RPI	S	Opponent	Score
4	H	Syracuse	75 73	27	A	South Dakota St.	87 79	54	A	Saint Mary's (CA)	79 55	131	H	UC Irvine	115 69
9	H	Mississippi St.	82 74	32	A	Michigan St.	82 88	61	A	Southern California	93 53	142	A	Utah St.	88 58
				37	H	Buffalo	102 82	95	H	Washington St.	98 58	209	N	UC Riverside	94 44
				39	A	UCLA	72 52	100	H	Washington	84 71	213	H	Air Force	82 36
												215	H	Long Beach St.	110 48
-----															
LAST 12 Division I GAMES:															
				39	A	UCLA	72 52	131	H	UC Irvine	115 69				
				61	A	Southern California	93 53	213	H	Air Force	82 36				
				95	H	Washington St.	98 58	9	H	Mississippi St.	82 74				
				100	H	Washington	84 71	27	A	South Dakota St.	87 79				
				54	A	Saint Mary's (CA)	79 55	32	A	Michigan St.	82 88				
				209	N	UC Riverside	94 44	215	H	Long Beach St.	110 48				

Non-Div I Games: Alas. Fairbanks 115 36

Oregon

Average RPI Win:	146	WON-LOST	WINNING	LAST 10	STRENGTH OF	OPP. STRENGTH	TEAM	ADJ.	CONF.	ADJ CONF.
Average RPI Loss:	20	RECORD	PCT. RANK	GAMES	SCHEDULE	OF SCHEDULE	RPI	RPI	RPI	RPI
DIV. I ONLY	14- 2	15	9-1	186	2	34	34	2	2	
DIV. I NON-CONF.	10- 2	37	0- 1	222	12	67	67	2	2	
-----										
TOTALS	RPI 1-25	RPI 26-50	W-L RECORDS	RPI 51-100	RPI 101-150	RPI 150+				
14- 2	1- 1	2- 1	OVERALL	4- 0	1- 0	6- 0				
9- 0	0- 0	1- 0	HOME	3- 0	0- 0	5- 0				
2- 0	0- 0	1- 0	AWAY	1- 0	0- 0	0- 0				
3- 2	1- 1	0- 1	NEUTRAL	0- 0	1- 0	1- 0				
10- 2	1- 1	1- 1	NON-CONFERENCE	1- 0	1- 0	6- 0				
7- 0	0- 0	1- 0	HOME	1- 0	0- 0	5- 0				
0- 0	0- 0	0- 0	AWAY	0- 0	0- 0	0- 0				
3- 2	1- 1	0- 1	NEUTRAL	0- 0	1- 0	1- 0				
4- 0	0- 0	1- 0	CONFERENCE	3- 0	0- 0	0- 0				
2- 0	0- 0	0- 0	HOME	2- 0	0- 0	0- 0				
2- 0	0- 0	1- 0	AWAY	1- 0	0- 0	0- 0				
0- 0	0- 0	0- 0	NEUTRAL	0- 0	0- 0	0- 0				

RPI 1-25				RPI 26-50				RPI 51-100				RPI 101+			
RPI	S	Opponent	Score	RPI	S	Opponent	Score	RPI	S	Opponent	Score	RPI	S	Opponent	Score
1	N	Notre Dame	81 91	38	N	Texas A&M	70 76	54	H	Saint Mary's (CA)	89 56	102	N	Western Ky.	74 60
25	N	South Carolina	70 68	39	A	UCLA	83 73	61	A	Southern California	76 52	158	H	Santa Clara	82 31
				41	H	Duke	71 57	95	H	Washington St.	76 69	188	N	Eastern Wash.	93 45
								100	H	Washington	78 67	256	H	La Salle	100 46
												291	H	CSU Bakersfield	92 52
												293	H	Cal Poly	79 54
												341	H	Ark.-Pine Bluff	89 33
-----															
LAST 12 Division I GAMES:															
1	N	Notre Dame	81 91	100	H	Washington	78 67								
25	N	South Carolina	70 68	95	H	Washington St.	76 69								
61	A	Southern California	76 52	291	H	CSU Bakersfield	92 52								
39	A	UCLA	83 73	41	H	Duke	71 57								
158	H	Santa Clara	82 31	38	N	Texas A&M	70 76								
256	H	La Salle	100 46	188	N	Eastern Wash.	93 45								

Non-Div I Games:

Oregon St.

Average RPI	Win: 212	WON-LOST	WINNING	LAST 10	STRENGTH OF	OPP. STRENGTH	TEAM	ADJ.	CONF.	ADJ CONF.
Average RPI	Loss: 32	RECORD	PCT. RANK	GAMES	SCHEDULE	OF SCHEDULE	RPI	RPI	RPI	RPI
DIV. I ONLY	10- 5	86	6-4	120	120	75	75	7	7	
DIV. I NON-CONF.	7- 3	83	0- 0	226	184	99	99	7	7	
-----										
TOTALS	RPI 1-25	RPI 26-50	W-L RECORDS	RPI 51-100	RPI 101-150	RPI 150+				
10- 5	0- 3	0- 1	OVERALL	2- 1	2- 0	6- 0				
6- 1	0- 0	0- 1	HOME	2- 0	0- 0	4- 0				
4- 3	0- 2	0- 0	AWAY	0- 1	2- 0	2- 0				
0- 1	0- 1	0- 0	NEUTRAL	0- 0	0- 0	0- 0				
7- 3	0- 2	0- 0	NON-CONFERENCE	1- 1	1- 0	5- 0				
4- 0	0- 0	0- 0	HOME	1- 0	0- 0	3- 0				
3- 2	0- 1	0- 0	AWAY	0- 1	1- 0	2- 0				
0- 1	0- 1	0- 0	NEUTRAL	0- 0	0- 0	0- 0				
3- 2	0- 1	0- 1	CONFERENCE	1- 0	1- 0	1- 0				
2- 1	0- 0	0- 1	HOME	1- 0	0- 0	1- 0				
1- 1	0- 1	0- 0	AWAY	0- 0	1- 0	0- 0				
0- 0	0- 0	0- 0	NEUTRAL	0- 0	0- 0	0- 0				

RPI 1-25				RPI 26-50				RPI 51-100				Team's RPI : 75				RPI 101+			
RPI	S	Opponent	Score	RPI	S	Opponent	Score	RPI	S	Opponent	Score	RPI	S	Opponent	Score	RPI	S	Opponent	Score
11	A	Gonzaga	65 88	28	H	BYU	74 77	54	H	Saint Mary's (CA)	76 67	137	A	UC Davis	83 80				
19	A	UCF	57 64					65	H	Wyoming	70 64	143	A	Portland	76 66				
24	N	Cal i forni a	69 81					76	A	Lamar Uni versi ty	66 82	211	A	Cal St. Fullerton	72 64				

Average RPI Win: 235		WON-LOST	WINNING	LAST 10	STRENGTH OF	OPP. STRENGTH	TEAM	ADJ.	CONF.	ADJ CONF.
Average RPI Loss: 43		RECORD	PCT. RANK	GAMES	SCHEDULE	OF SCHEDULE	RPI	RPI	RPI	RPI
DIV. I ONLY		9- 2	29	8-2	233	115	66	66	11	11
DIV. I NON-CONF.		8- 2	51	0- 0	253	142	76	76	10	10
TOTALS		RPI 1-25		RPI 26-50	W-L RECORDS	RPI 51-100	RPI 101-150		RPI 150+	
9- 2	0- 1			0- 0	OVERALL	1- 1	0- 0		8- 0	
3- 0	0- 0			0- 0	HOME	0- 0	0- 0		3- 0	
6- 1	0- 1			0- 0	AWAY	1- 0	0- 0		5- 0	
0- 1	0- 0			0- 0	NEUTRAL	0- 1	0- 0		0- 0	
8- 2	0- 1			0- 0	NON-CONFERENCE	0- 1	0- 0		8- 0	
3- 0	0- 0			0- 0	HOME	0- 0	0- 0		3- 0	
5- 1	0- 1			0- 0	AWAY	0- 0	0- 0		5- 0	
0- 1	0- 0			0- 0	NEUTRAL	0- 1	0- 0		0- 0	
1- 0	0- 0			0- 0	CONFERENCE	1- 0	0- 0		0- 0	
0- 0	0- 0			0- 0	HOME	0- 0	0- 0		0- 0	
1- 0	0- 0			0- 0	AWAY	1- 0	0- 0		0- 0	
0- 0	0- 0			0- 0	NEUTRAL	0- 0	0- 0		0- 0	

RPI 1-25				RPI 26-50				RPI 51-100				RPI 101+			
RPI	S	Opponent	Score	RPI	S	Opponent	Score	RPI	S	Opponent	Score	RPI	S	Opponent	Score
1	A	Notre Dame	55 75					84	N	Maine	46 47	156	A	Drexel	55 39
								89	A	Princeton	66 60	201	A	Navy	65 61
												224	A	Stetson	75 53
												256	H	La Salle	65 34
												279	H	Saint Joseph's	65 45
												285	A	Siena	58 51
												310	H	NJIT	85 42
												311	A	Iona	66 43
LAST 12 Division I GAMES:															
				89	A	Princeton	66 60	256	H	La Salle	65 34				
				224	A	Stetson	75 53	84	N	Maine	46 47				
				156	A	Drexel	55 39	201	A	Navy	65 61				
				311	A	Iona	66 43	310	H	NJIT	85 42				
				285	A	Siena	58 51	279	H	Saint Joseph's	65 45				
								1	A	Notre Dame	55 75				

### Non-Div I Games:

Penn

Average RPI Win: 152

Average RPI Loss: 54

WON-LOST  
RECORDWINNING  
PCT. RANKLAST 10  
GAMESSTRENGTH OF  
SCHEDULEOPP. STRENGTH  
OF SCHEDULETEAM  
RPIADJ.  
RPICONF.  
RPIADJ CONF.  
RPIDIV. I ONLY  
DIV. I NON-CONF.9- 7  
7- 4132  
1095-5  
0- 016  
6393  
10680  
9880  
984  
54  
5

TOTALS

RPI 1-25

RPI 26-50

W-L RECORDS

RPI 51-100

RPI 101-150

RPI 150+

9- 7  
8- 4  
1- 3  
0- 00- 4  
0- 2  
0- 2  
0- 00- 1  
0- 0  
0- 1  
0- 0OVERALL  
HOME  
AWAY  
NEUTRAL1- 0  
1- 0  
0- 0  
0- 04- 2  
3- 2  
1- 0  
0- 04- 0  
4- 0  
0- 0  
0- 07- 4  
6- 3  
1- 1  
0- 00- 1  
0- 1  
0- 0  
0- 00- 1  
0- 0  
0- 1  
0- 0NON-CONFERENCE  
HOME  
AWAY  
NEUTRAL1- 0  
1- 0  
0- 0  
0- 03- 2  
2- 2  
1- 0  
0- 03- 0  
3- 0  
0- 0  
0- 02- 3  
2- 1  
0- 2  
0- 00- 3  
0- 1  
0- 2  
0- 00- 0  
0- 0  
0- 0  
0- 0CONFERENCE  
HOME  
AWAY  
NEUTRAL0- 0  
0- 0  
0- 0  
0- 01- 0  
1- 0  
0- 0  
0- 01- 0  
1- 0  
0- 0  
0- 0

RPI 1-25

RPI	S	Opponent	Score
16	A	Indiana	75 83
20	A	Rutgers	61 74
23	H	Maryland	61 77
24	H	California	58 75

RPI 26-50

RPI	S	Opponent	Score
26	A	Florida St.	58 87

RPI 51-100

Team's RPI: 80

RPI	S	Opponent	Score
89	H	Princeton	79 71

RPI 101+

RPI	S	Opponent	Score
103	A	Fordham	72 55
108	H	Providence	74 72
133	H	Stony Brook	70 81
134	H	Duquesne	58 64
145	H	American	80 59
150	H	Illinois	62 48
152	H	Wisconsin	71 64
191	H	North Dakota	75 68
212	H	St. Bonaventure	80 65
218	H	Jacksonville	80 61

LAST 12 Division I GAMES:

150	H	Illinois	62 48	145	H	American	80 59
20	A	Rutgers	61 74	212	H	St. Bonaventure	80 65
152	H	Wisconsin	71 64	134	H	Duquesne	58 64
16	A	Indiana	75 83	218	H	Jacksonville	80 61
23	H	Maryland	61 77	26	A	Florida St.	58 87
191	H	North Dakota	75 68	133	H	Stony Brook	70 81

Non-Div I Games:

Penn St.

Average RPI Win:	251	WON-LOST	WINNING	LAST 10	STRENGTH OF	OPP. STRENGTH	TEAM	ADJ.	CONF.	ADJ CONF.
Average RPI Loss:	105	RECORD	PCT. RANK	GAMES	SCHEDULE	OF SCHEDULE	RPI	RPI	RPI	RPI
DIV. I ONLY	10- 6	102	5-5	298	123	167	167	7	7	
DIV. I NON-CONF.	6- 4	125	0- 0	346	151	234	234	7	7	
-----										
TOTALS	RPI 1-25	RPI 26-50	W-L RECORDS	RPI 51-100	RPI 101-150	RPI 150+				
10- 6	0- 1	0- 1	OVERALL	0- 0	1- 3	9- 1				
4- 1	0- 1	0- 0	HOME	0- 0	1- 0	3- 0				
4- 4	0- 0	0- 1	AWAY	0- 0	0- 3	4- 0				
2- 1	0- 0	0- 0	NEUTRAL	0- 0	0- 0	2- 1				
6- 4	0- 0	0- 0	NON-CONFERENCE	0- 0	0- 3	6- 1				
1- 0	0- 0	0- 0	HOME	0- 0	0- 0	1- 0				
3- 3	0- 0	0- 0	AWAY	0- 0	0- 3	3- 0				
2- 1	0- 0	0- 0	NEUTRAL	0- 0	0- 0	2- 1				
4- 2	0- 1	0- 1	CONFERENCE	0- 0	1- 0	3- 0				
3- 1	0- 1	0- 0	HOME	0- 0	1- 0	2- 0				
1- 1	0- 0	0- 1	AWAY	0- 0	0- 0	1- 0				
0- 0	0- 0	0- 0	NEUTRAL	0- 0	0- 0	0- 0				

RPI 1-25				RPI 26-50				RPI 51-100				RPI 101+ Team's RPI: 167			
RPI	S	Opponent	Score	RPI	S	Opponent	Score	RPI	S	Opponent	Score	RPI	S	Opponent	Score
11	H	Gonzaga	54 79	28	A	BYU	58 83					101	A	Idaho St.	63 65
												108	A	Provi dence	47 66
												123	A	Col orado	65 80
												143	H	Portland	82 68
												158	H	Santa Clara	74 48
												227	A	San Diego	74 55
												243	H	San Francis co	69 50
												247	N	Sacramento St.	113 97
												256	N	La Salle	55 62
												265	A	Hawai i	65 64
												267	N	Northern Ky.	51 46
												293	A	Cal Poly	70 63
												330	H	Weber St.	68 47
												335	A	Seattle U	78 64
LAST 12 Division I GAMES:															
243	H	San Francis co	69 50	143	H	Portland	82 68								
158	H	Santa Clara	74 48	267	N	Northern Ky.	51 46								
227	A	San Diego	74 55	256	N	La Salle	55 62								
28	A	BYU	58 83	108	A	Provi dence	47 66								
11	H	Gonzaga	54 79	101	A	Idaho St.	63 65								
335	A	Seattle U	78 64	330	H	Weber St.	68 47								

Non-Div I Games:

Pepperdine



Average RPI Win:	169	WON-LOST	WINNING	LAST 10	STRENGTH OF	OPP. STRENGTH	TEAM	ADJ.	CONF.	ADJ CONF.
Average RPI Loss:	76	RECORD	PCT. RANK	GAMES	SCHEDULE	OF SCHEDULE	RPI	RPI	RPI	RPI
DIV. I ONLY	9- 8	161	6-4	26	66	83	83	1	1	
DIV. I NON-CONF.	9- 5	105	0- 0	91	130	94	94	1	1	
-----										
TOTALS	RPI 1-25	RPI 26-50	W-L RECORDS	RPI 51-100	RPI 101-150	RPI 150+				
9- 8	0- 3	0- 0	OVERALL	2- 2	3- 2	4- 1				
5- 4	0- 1	0- 0	HOME	0- 1	2- 2	3- 0				
2- 3	0- 2	0- 0	AWAY	1- 1	1- 0	0- 0				
2- 1	0- 0	0- 0	NEUTRAL	1- 0	0- 0	1- 1				
9- 5	0- 1	0- 0	NON-CONFERENCE	2- 1	3- 2	4- 1				
5- 3	0- 1	0- 0	HOME	0- 0	2- 2	3- 0				
2- 1	0- 0	0- 0	AWAY	1- 1	1- 0	0- 0				
2- 1	0- 0	0- 0	NEUTRAL	1- 0	0- 0	1- 1				
0- 3	0- 2	0- 0	CONFERENCE	0- 1	0- 0	0- 0				
0- 1	0- 0	0- 0	HOME	0- 1	0- 0	0- 0				
0- 2	0- 2	0- 0	AWAY	0- 0	0- 0	0- 0				
0- 0	0- 0	0- 0	NEUTRAL	0- 0	0- 0	0- 0				

RPI 1-25				RPI 26-50				RPI 51-100 Team's RPI: 83				RPI 101+			
RPI	S	Opponent	Score	RPI	S	Opponent	Score	RPI	S	Opponent	Score	RPI	S	Opponent	Score
1	A	Notre Dame	44 100					55	N	Arkansas	61 54	103	H	Fordham	65 62
8	A	NC State	34 63					79	H	Boston College	55 59	119	H	Youngstown St.	55 64
19	H	UCF	58 61					93	A	Georgetown	41 70	130	H	Cincinnati	65 48
								94	A	Northwestern	52 49	134	A	Duquesne	66 58
												138	H	West Virginia	43 77
												152	N	Wisconsin	42 57
												157	H	UNCW	60 56
												233	H	Saint Francis (PA)	78 75
												298	H	New Orleans	90 38
												314	N	Tennessee St.	78 56
-----															
LAST 12 Division I GAMES:															
79	H	Boston College	55 59	157	H	UNCW	60 56								
8	A	NC State	34 63	138	H	West Virginia	43 77								
1	A	Notre Dame	44 100	103	H	Fordham	65 62								
134	A	Duquesne	66 58	94	A	Northwestern	52 49								
233	H	Saint Francis (PA)	78 75	314	N	Tennessee St.	78 56								
152	N	Wisconsin	42 57	55	N	Arkansas	61 54								

Non-Div I Games:

Pittsburgh

Average RPI Win:	237	WON-LOST	WINNING	LAST 10	STRENGTH OF	OPP. STRENGTH	TEAM	ADJ.	CONF.	ADJ CONF.
Average RPI Loss:	96	RECORD	PCT. RANK	GAMES	SCHEDULE	OF SCHEDULE	RPI	RPI	RPI	RPI

DIV. I ONLY	6- 8	209	3-7	52	219	143	143	7	7
DIV. I NON-CONF.	6- 3	91	0- 0	106	314	86	86	7	7
TOTALS	RPI 1-25	RPI 26-50	W-L RECORDS	RPI 51-100	RPI 101-150	RPI 150+			
6- 8	0- 1	0- 0	OVERALL	0- 3	1- 3	5- 1			
3- 3	0- 0	0- 0	HOME	0- 2	1- 1	2- 0			
3- 4	0- 1	0- 0	AWAY	0- 0	0- 2	3- 1			
0- 1	0- 0	0- 0	NEUTRAL	0- 1	0- 0	0- 0			
6- 3	0- 0	0- 0	NON-CONFERENCE	0- 1	1- 2	5- 0			
3- 1	0- 0	0- 0	HOME	0- 0	1- 1	2- 0			
3- 1	0- 0	0- 0	AWAY	0- 0	0- 1	3- 0			
0- 1	0- 0	0- 0	NEUTRAL	0- 1	0- 0	0- 0			
0- 5	0- 1	0- 0	CONFERENCE	0- 2	0- 1	0- 1			
0- 2	0- 0	0- 0	HOME	0- 2	0- 0	0- 0			
0- 3	0- 1	0- 0	AWAY	0- 0	0- 1	0- 1			
0- 0	0- 0	0- 0	NEUTRAL	0- 0	0- 0	0- 0			

RPI 1-25	RPI 26-50	RPI 51-100	RPI 101+ Team's RPI: 143
RPI S Opponent Score	RPI S Opponent Score	RPI S Opponent Score	RPI S Opponent Score
11 A Gonzaga 71 97		54 H Saint Mary's (CA) 91 98	127 A Loyola Marymount 58 76
		56 N Arizona 70 92	131 H UC Irvine 69 84
		75 H Pacific 66 76	142 H Utah St. 61 54
			148 A Portland St. 79 92
			167 A Pepperdine 68 82
			211 H Cal St. Fullerton 83 74
			213 H Air Force 79 60
			259 A Utah Valley 65 60
			265 A Hawaii 72 65
			330 A Weber St. 89 73
LAST 12 Division I GAMES:			
11 A Gonzaga 71 97	213 H Air Force 79 60		
54 H Saint Mary's (CA) 91 98	131 H UC Irvine 69 84		
75 H Pacific 66 76	148 A Portland St. 79 92		
127 A Loyola Marymount 58 76	142 H Utah St. 61 54		
167 A Pepperdine 68 82	211 H Cal St. Fullerton 83 74		
265 A Hawaii 72 65	56 N Arizona 70 92		

Non-Div I Games: Warner Pacific 98 63 Willamette 82 27

Portland

Average RPI Win:	235	WON-LOST	WINNING	LAST 10	STRENGTH OF	OPP. STRENGTH	TEAM	ADJ.	CONF.	ADJ CONF.
Average RPI Loss:	107	RECORD	PCT. RANK	GAMES	SCHEDULE	OF SCHEDULE	RPI	RPI	RPI	RPI

DIV. I ONLY	10- 2	24	8-2	319	191	148	148	14	14
DIV. I NON-CONF.	7- 1	32	0- 0	340	203	179	179	12	12
-----									
TOTALS	RPI 1-25	RPI 26-50	W-L RECORDS	RPI 51-100	RPI 101-150	RPI 150+			
10- 2	0- 0	0- 0	OVERALL	0- 1	3- 1	7- 0			
7- 1	0- 0	0- 0	HOME	0- 0	3- 1	4- 0			
3- 1	0- 0	0- 0	AWAY	0- 1	0- 0	3- 0			
0- 0	0- 0	0- 0	NEUTRAL	0- 0	0- 0	0- 0			
7- 1	0- 0	0- 0	NON-CONFERENCE	0- 0	2- 1	5- 0			
5- 1	0- 0	0- 0	HOME	0- 0	2- 1	3- 0			
2- 0	0- 0	0- 0	AWAY	0- 0	0- 0	2- 0			
0- 0	0- 0	0- 0	NEUTRAL	0- 0	0- 0	0- 0			
3- 1	0- 0	0- 0	CONFERENCE	0- 1	1- 0	2- 0			
2- 0	0- 0	0- 0	HOME	0- 0	1- 0	1- 0			
1- 1	0- 0	0- 0	AWAY	0- 1	0- 0	1- 0			
0- 0	0- 0	0- 0	NEUTRAL	0- 0	0- 0	0- 0			

RPI 1-25				RPI 26-50				RPI 51-100				RPI 101+ Team's RPI: 148			
RPI	S	Opponent	Score	RPI	S	Opponent	Score	RPI	S	Opponent	Score	RPI	S	Opponent	Score
								82	A	Northern Colo.	63 79	110	H	Montana St.	55 53
												131	H	UC Irvine	68 73
												137	H	UC Davis	65 50
												143	H	Portland	92 79
												154	H	Montana	78 60
												234	H	UNLV	58 49
												270	A	UTEP	89 61
												306	H	San Jose St.	80 51
												330	A	Weber St.	77 59
												333	A	Grand Canyon	60 55
												335	H	Seattle U	68 43
-----															
LAST 12 Division I GAMES:															
330	A	Weber St.	77 59	234	H	UNLV	58 49	333	A	Grand Canyon	60 55	270	A	UTEP	89 61
154	H	Montana	78 60	333	A	Grand Canyon	60 55	270	A	UTEP	89 61	143	H	Portland	92 79
110	H	Montana St.	55 53	270	A	UTEP	89 61	143	H	Portland	92 79	335	H	Seattle U	68 43
82	A	Northern Colo.	63 79	143	H	Portland	92 79	335	H	Seattle U	68 43	137	H	UC Davis	65 50
131	H	UC Irvine	68 73	335	H	Seattle U	68 43	137	H	UC Davis	65 50				
306	H	San Jose St.	80 51	137	H	UC Davis	65 50								

Non-Div I Games: Warner Pacific 102 49

Portland St.

Average RPI Win: 269 WON-LOST RECORD WINNING PCT. RANK LAST 10 GAMES STRENGTH OF SCHEDULE OPP. STRENGTH OF SCHEDULE TEAM RPI ADJ. RPI CONF. RPI ADJ CONF. RPI

DIV. I ONLY	3- 8	280	3-7	134	183	193	193	29	29
DIV. I NON-CONF.	1- 7	319	0- 0	17	147	188	188	26	26
TOTALS	RPI 1-25	RPI 26-50	W-L RECORDS	RPI 51-100	RPI 101-150	RPI 150+			
3- 8	0- 1	0- 1	OVERALL	0- 2	0- 2	3- 2			
0- 2	0- 0	0- 0	HOME	0- 0	0- 1	0- 1			
2- 6	0- 1	0- 1	AWAY	0- 2	0- 1	2- 1			
1- 0	0- 0	0- 0	NEUTRAL	0- 0	0- 0	1- 0			
1- 7	0- 1	0- 1	NON-CONFERENCE	0- 2	0- 2	1- 1			
0- 1	0- 0	0- 0	HOME	0- 0	0- 1	0- 0			
0- 6	0- 1	0- 1	AWAY	0- 2	0- 1	0- 1			
1- 0	0- 0	0- 0	NEUTRAL	0- 0	0- 0	1- 0			
2- 1	0- 0	0- 0	CONFERENCE	0- 0	0- 0	2- 1			
0- 1	0- 0	0- 0	HOME	0- 0	0- 0	0- 1			
2- 0	0- 0	0- 0	AWAY	0- 0	0- 0	2- 0			
0- 0	0- 0	0- 0	NEUTRAL	0- 0	0- 0	0- 0			

RPI 1-25				RPI 26-50				RPI 51-100				RPI 101+ Team's RPI: 193			
RPI	S	Opponent	Score	RPI	S	Opponent	Score	RPI	S	Opponent	Score	RPI	S	Opponent	Score
10	A	Iowa St.	46 94	38	A	Texas A&M	57 70	55	A	Arkansas	44 71	118	H	Ri ce	58 68
								68	A	Okl ahoma St.	50 70	123	A	Col orado	38 79
												168	A	Southern U.	55 54
												221	H	Texas Southern	44 52
												240	A	UTRGV	50 57
												289	N	A&M-Corpus Christi	67 59
												351	A	Al corn	82 61
LAST 12 Division I GAMES:															
221	H	Texas Southern	44 52	55	A	Arkansas	44 71	123	A	Col orado	38 79	118	H	Ri ce	58 68
351	A	Al corn	82 61	68	A	Okl ahoma St.	50 70	289	N	A&M-Corpus Christi	67 59	240	A	UTRGV	50 57
168	A	Southern U.	55 54												
38	A	Texas A&M	57 70												
10	A	Iowa St.	46 94												

Non-Div I Games: Jarvis Christian 117 32 Arlington Baptist 105 31

Prairie View

Presbyterian

Through Games Of Jan. 14, 2019

Average RPI Win:	307	WON-LOST	WINNING	LAST 10	STRENGTH OF	OPP. STRENGTH	TEAM	ADJ.	CONF.	ADJ CONF.
Average RPI Loss:	182	RECORD	PCT. RANK	GAMES	SCHEDULE	OF SCHEDULE	RPI	RPI	RPI	RPI
DIV. I ONLY	4- 11	283	3-7	285	319	309	309	28	28	
DIV. I NON-CONF.	2- 9	297	0- 0	263	267	315	315	29	29	
-----										
TOTALS	RPI 1-25	RPI 26-50	W-L RECORDS	RPI 51-100	RPI 101-150	RPI 150+				
4- 11	0- 0	0- 1	OVERALL	0- 1	0- 1	4- 8				
3- 2	0- 0	0- 0	HOME	0- 0	0- 0	3- 2				
1- 9	0- 0	0- 1	AWAY	0- 1	0- 1	1- 6				
0- 0	0- 0	0- 0	NEUTRAL	0- 0	0- 0	0- 0				
2- 9	0- 0	0- 1	NON-CONFERENCE	0- 1	0- 1	2- 6				
1- 2	0- 0	0- 0	HOME	0- 0	0- 0	1- 2				
1- 7	0- 0	0- 1	AWAY	0- 1	0- 1	1- 4				
0- 0	0- 0	0- 0	NEUTRAL	0- 0	0- 0	0- 0				
2- 2	0- 0	0- 0	CONFERENCE	0- 0	0- 0	2- 2				
2- 0	0- 0	0- 0	HOME	0- 0	0- 0	2- 0				
0- 2	0- 0	0- 0	AWAY	0- 0	0- 0	0- 2				
0- 0	0- 0	0- 0	NEUTRAL	0- 0	0- 0	0- 0				

RPI 1-25				RPI 26-50				RPI 51-100				RPI 101+ Team's RPI : 309															
RPI	S	Opponent	Score	RPI	S	Opponent	Score	RPI	S	Opponent	Score	RPI	S	Opponent	Score												
				30	A	Tennessee	49 97	87	A	Georgi a	59 83	129	A	Davi dson	56 83												
												157	A	UNCW	48 63												
												162	A	High Point	40 79												
												173	A	Vanderbi l t	43 78												
												208	A	Furman	68 76												
												216	A	Samford	54 75												
												244	A	Campbel l	46 51												
												254	H	Wofford	61 50												
												280	H	Ga. Southern	68 69												
												307	A	Col. of Charleston	71 65												
												315	H	South Caroli na St.	48 57												
												318	H	USC Upstate	70 54												
												347	H	Longwood	81 66												
LAST 12 Division I GAMES:																											
318	H	USC Upstate	70 54	307	A	Col. of Charleston	71 65	129	A	Davi dson	56 83																
162	A	High Point	40 79	280	H	Ga. Southern	68 69	216	A	Samford	54 75																
347	H	Longwood	81 66	173	A	Vanderbi l t	43 78	173	A	Vanderbi l t	43 78																
244	A	Campbel l	46 51	315	H	South Caroli na St.	48 57																				
208	A	Furman	68 76																								
87	A	Georgi a	59 83																								

Non-Div I Games:

Presbyterian

Loss, Non-Conf, S Site, H Home A Away N Neutral

Princeton					Through Games Of Jan. 14, 2019						
Average RPI	Win:	182	WON-LOST	WINNING	LAST 10	STRENGTH OF	OPP. STRENGTH	TEAM	ADJ.	CONF.	ADJ CONF.
Average RPI	Loss:	72	RECORD	PCT. RANK	GAMES	SCHEDULE	OF SCHEDULE	RPI	RPI	RPI	RPI
DIV. I ONLY		8- 8		166	7-3	54	81	89	89	11	11
DIV. I NON-CONF.		8- 7		160	0- 0	80	64	79	79	10	10
-----											
TOTALS	RPI 1-25		RPI 26-50		W-L RECORDS	RPI 51-100		RPI 101-150		RPI 150+	
8- 8	0- 1		0- 1		OVERALL	1- 5		3- 0		4- 1	
3- 2	0- 0		0- 0		HOME	1- 2		2- 0		0- 0	
5- 3	0- 0		0- 0		AWAY	0- 2		1- 0		4- 1	
0- 3	0- 1		0- 1		NEUTRAL	0- 1		0- 0		0- 0	
8- 7	0- 1		0- 1		NON-CONFERENCE	1- 4		3- 0		4- 1	
3- 1	0- 0		0- 0		HOME	1- 1		2- 0		0- 0	
5- 3	0- 0		0- 0		AWAY	0- 2		1- 0		4- 1	
0- 3	0- 1		0- 1		NEUTRAL	0- 1		0- 0		0- 0	
0- 1	0- 0		0- 0		CONFERENCE	0- 1		0- 0		0- 0	
0- 1	0- 0		0- 0		HOME	0- 1		0- 0		0- 0	
0- 0	0- 0		0- 0		AWAY	0- 0		0- 0		0- 0	
0- 0	0- 0		0- 0		NEUTRAL	0- 0		0- 0		0- 0	

RPI 1-25				RPI 26-50				RPI 51-100				Team's RPI: 89				RPI 101+			
RPI	S	Opponent	Score	RPI	S	Opponent	Score	RPI	S	Opponent	Score	RPI	S	Opponent	Score	RPI	S	Opponent	Score
4	N	Syracuse	61 92	36	N	DePaul	67 82	52	A	Villanova	46 67	107	A	Hartford	75 38				
								64	N	Kansas St.	61 80	111	H	Marist	60 57				
								66	H	Penn	60 66	129	H	Davison	65 57				
								70	H	Quinnipiac	54 42	187	A	George Washington	49 64				
								80	A	Penn St.	71 79	205	A	Rider	89 65				
								85	H	Seton Hall	66 70	246	A	Monmouth	79 47				
												288	A	St. Francis Brooklyn	83 64				
												299	A	New Hampshire	90 42				
-----																			
LAST 12 Division I GAMES:																			
66	H	Penn	60 66	70	H	Quinnipiac	54 42	129	H	Davison	65 57	52	A	Villanova	46 67				
299	A	New Hampshire	90 42	107	A	Hartford	75 38	64	N	Kansas St.	61 80	4	N	Syracuse	61 92				
107	A	Hartford	75 38	288	A	St. Francis Brooklyn	83 64	36	N	DePaul	67 82								
111	H	Marist	60 57																
246	A	Monmouth	79 47																

Non-Div I Games:

Princeton

Average RPI Win:	182	WON-LOST	WINNING	LAST 10	STRENGTH OF	OPP. STRENGTH	TEAM	ADJ.	CONF.	ADJ CONF.
Average RPI Loss:	74	RECORD	PCT. RANK	GAMES	SCHEDULE	OF SCHEDULE	RPI	RPI	RPI	RPI
DIV. I ONLY	10- 8	142	5-5	91	65	108	108	5	5	
DIV. I NON-CONF.	8- 4	91	1- 0	168	152	116	116	4	4	
-----										
TOTALS	RPI 1-25	RPI 26-50	W-L RECORDS	RPI 51-100	RPI 101-150	RPI 150+				
10- 8	0- 1	0- 2	OVERALL	3- 4	1- 0	6- 1				
6- 3	0- 0	0- 1	HOME	1- 2	1- 0	4- 0				
3- 5	0- 1	0- 1	AWAY	2- 2	0- 0	1- 1				
1- 0	0- 0	0- 0	NEUTRAL	0- 0	0- 0	1- 0				
8- 4	0- 0	0- 1	NON-CONFERENCE	1- 2	1- 0	6- 1				
5- 2	0- 0	0- 1	HOME	0- 1	1- 0	4- 0				
2- 2	0- 0	0- 0	AWAY	1- 1	0- 0	1- 1				
1- 0	0- 0	0- 0	NEUTRAL	0- 0	0- 0	1- 0				
2- 4	0- 1	0- 1	CONFERENCE	2- 2	0- 0	0- 0				
1- 1	0- 0	0- 0	HOME	1- 1	0- 0	0- 0				
1- 3	0- 1	0- 1	AWAY	1- 1	0- 0	0- 0				
0- 0	0- 0	0- 0	NEUTRAL	0- 0	0- 0	0- 0				

RPI 1-25				RPI 26-50				RPI 51-100				RPI 101+				Team's RPI: 108
RPI	S	Opponent	Score	RPI	S	Opponent	Score	RPI	S	Opponent	Score	RPI	S	Opponent	Score	
13	A	Marquette	46 85	29	H	Northeastern	59 65	52	H	Villanova	67 61	117	H	Yale	59 42	
				36	A	DePaul	62 88	70	H	Quinnipiac	44 48	167	H	Pepperdine	66 47	
								79	A	Boston College	61 57	185	A	Rhode Island	65 72	
								80	A	Penn St.	72 74	235	H	Sacred Heart	62 52	
								85	A	Seton Hall	73 79	256	H	La Salle	77 47	
								93	H	Georgetown	52 68	267	H	Northern Ky.	48 43	
								98	A	St. John's (NY)	67 66	275	N	Bryant	72 64	
												278	A	UMass Lowell	71 47	
-----																
LAST 12 Division I GAMES:																
275	N	Bryant	72 64	13	A	Marquette	46 85	256	H	La Salle	77 47	267	H	Northern Ky.	48 43	
85	A	Seton Hall	73 79	29	H	Northeastern	59 65	70	H	Quinnipiac	44 48	167	H	Pepperdine	66 47	
98	A	St. John's (NY)	67 66	36	A	DePaul	62 88	79	A	Boston College	61 57	185	A	Rhode Island	65 72	
52	H	Villanova	67 61					80	A	Penn St.	72 74	235	H	Sacred Heart	62 52	
93	H	Georgetown	52 68					85	A	Seton Hall	73 79	256	H	La Salle	77 47	
36	A	DePaul	62 88					93	H	Georgetown	52 68	267	H	Northern Ky.	48 43	
								98	A	St. John's (NY)	67 66	275	N	Bryant	72 64	
												278	A	UMass Lowell	71 47	

Non-Div I Games:

Providence

Average RPI Win: **156**  
 Average RPI Loss: **67**

WON-LOST  
RECORD

WINNING  
PCT. RANK

LAST 10  
GAMES

STRENGTH OF  
SCHEDULE

OPP. STRENGTH  
OF SCHEDULE

TEAM  
RPI

ADJ.  
RPI

CONF.  
RPI

ADJ CONF.  
RPI

DIV. I ONLY	13- 5	67	7-3	58	58	45	45	4	4
DIV. I NON-CONF.	9- 4	85	0- 0	87	122	78	78	5	5
-----									
TOTALS	RPI 1-25	RPI 26-50	W-L RECORDS	RPI 51-100	RPI 101-150	RPI 150+			
13- 5	1- 2	1- 0	OVERALL	3- 2	1- 0	7- 1			
10- 1	1- 1	1- 0	HOME	2- 0	1- 0	5- 0			
2- 2	0- 0	0- 0	AWAY	1- 1	0- 0	1- 1			
1- 2	0- 1	0- 0	NEUTRAL	0- 1	0- 0	1- 0			
9- 4	0- 2	1- 0	NON-CONFERENCE	1- 2	0- 0	7- 0			
7- 1	0- 1	1- 0	HOME	1- 0	0- 0	5- 0			
1- 1	0- 0	0- 0	AWAY	0- 1	0- 0	1- 0			
1- 2	0- 1	0- 0	NEUTRAL	0- 1	0- 0	1- 0			
4- 1	1- 0	0- 0	CONFERENCE	2- 0	1- 0	0- 1			
3- 0	1- 0	0- 0	HOME	1- 0	1- 0	0- 0			
1- 1	0- 0	0- 0	AWAY	1- 0	0- 0	0- 1			
0- 0	0- 0	0- 0	NEUTRAL	0- 0	0- 0	0- 0			

RPI 1-25				RPI 26-50				RPI 51-100				RPI 101+			
RPI	S	Opponent	Score	RPI	S	Opponent	Score	RPI	S	Opponent	Score	RPI	S	Opponent	Score
7	N	UConn	40 <b>86</b>	40	H	Miami (FL)	74 63	51	A	Ohio	73 <b>80</b>	104	H	Ohio St.	60 42
12	H	Iowa	62 57					59	H	Michigan	71 70	152	A	Wisconsin	69 <b>76</b>
25	H	South Carolina	73 <b>82</b>					67	H	Harvard	66 65	171	H	Bradley	74 61
								94	A	Northwestern	57 54	189	N	Ole Miss	70 59
								98	N	St. John's (NY)	62 <b>68</b>	190	A	Ball St.	80 38
												229	H	Western Ill.	81 60
												236	H	Loyola Chicago	65 41
												296	H	Albany (NY)	53 41
												336	H	Purdue Fort Wayne	78 44
-----															
LAST 12 Division I GAMES:															
94	A	Northwestern	57 54	296	H	Albany (NY)	53 41								
12	H	Iowa	62 57	25	H	South Carolina	73 <b>82</b>								
59	H	Michigan	71 70	236	H	Loyola Chicago	65 41								
152	A	Wisconsin	69 <b>76</b>	51	A	Ohio	73 <b>80</b>								
104	H	Ohio St.	60 42	40	H	Miami (FL)	74 63								
171	H	Bradley	74 61	7	N	UConn	40 <b>86</b>								

Non-Div I Games:

Purdue

**Loss**, **Non-Conf**, **S Site**, **H Home** **A Away** **N Neutral**



Average RPI Win:	344	WON-LOST	WINNING	LAST 10	STRENGTH OF	OPP. STRENGTH	TEAM	ADJ.	CONF.	ADJ CONF.
Average RPI Loss:	187	RECORD	PCT. RANK	GAMES	SCHEDULE	OF SCHEDULE	RPI	RPI	RPI	RPI

DIV. I ONLY	1- 13	339	1-9	278	281	336	336	18	18
DIV. I NON-CONF.	1- 8	322	0- 0	316	328	343	343	15	15
TOTALS	RPI 1-25	RPI 26-50	W-L RECORDS	RPI 51-100	RPI 101-150	RPI 150+			
1- 13	0- 1	0- 2	OVERALL	0- 0	0- 0	1- 10			
0- 5	0- 0	0- 1	HOME	0- 0	0- 0	0- 4			
1- 8	0- 1	0- 1	AWAY	0- 0	0- 0	1- 6			
0- 0	0- 0	0- 0	NEUTRAL	0- 0	0- 0	0- 0			
1- 8	0- 0	0- 1	NON-CONFERENCE	0- 0	0- 0	1- 7			
0- 3	0- 0	0- 0	HOME	0- 0	0- 0	0- 3			
1- 5	0- 0	0- 1	AWAY	0- 0	0- 0	1- 4			
0- 0	0- 0	0- 0	NEUTRAL	0- 0	0- 0	0- 0			
0- 5	0- 1	0- 1	CONFERENCE	0- 0	0- 0	0- 3			
0- 2	0- 0	0- 1	HOME	0- 0	0- 0	0- 1			
0- 3	0- 1	0- 0	AWAY	0- 0	0- 0	0- 2			
0- 0	0- 0	0- 0	NEUTRAL	0- 0	0- 0	0- 0			

RPI 1-25	RPI 26-50	RPI 51-100	RPI 101+	Team's RPI: 336
RPI S Opponent Score	RPI S Opponent Score	RPI S Opponent Score	RPI S Opponent Score	
21 A South Dakota 51 69	27 H South Dakota St. 52 85		159 H Oral Roberts 61 72	
	45 A Purdue 44 78		182 A Milwaukee 48 70	
			191 A North Dakota 60 79	
			210 H SIUE 49 57	
			219 H Eastern Mi ch. 72 87	
			220 A Eastern Ill. 63 72	
			236 A Loyol a Chi cago 67 81	
			295 A Western Mi ch. 61 69	
			305 H Valparaiso 64 68	
			321 A North Dakota St. 54 70	
			344 A Evansville 72 66	
LAST 12 Division I GAMES:				
21 A South Dakota 51 69	219 H Eastern Mi ch. 72 87			
159 H Oral Roberts 61 72	182 A Milwaukee 48 70			
27 H South Dakota St. 52 85	236 A Loyol a Chi cago 67 81			
191 A North Dakota 60 79	210 H SIUE 49 57			
321 A North Dakota St. 54 70	344 A Evansville 72 66			
305 H Valparaiso 64 68	45 A Purdue 44 78			

Non-Div I Games: Taylor (IN) 84 74 Goshen 86 45 Ind. -Kokomo 87 50

Average RPI	Win:	196	WON-LOST	WINNING	LAST 10	STRENGTH OF	OPP. STRENGTH	TEAM	ADJ.	CONF.	ADJ CONF.
Average RPI	Loss:	41	RECORD	PCT. RANK	GAMES	SCHEDULE	OF SCHEDULE	RPI	RPI	RPI	RPI
DIV. I ONLY		9- 6		113	7-3	57	84	70	70	27	27
DIV. I NON-CONF.		5- 6		177	1- 0	24	26	64	64	28	28
-----											
TOTALS	RPI 1-25		RPI 26-50		W-L RECORDS	RPI 51-100		RPI 101-150		RPI 150+	
9- 6	0- 3		0- 1		OVERALL	1- 2		2- 0		6- 0	
4- 2	0- 2		0- 0		HOME	0- 0		0- 0		4- 0	
4- 2	0- 0		0- 0		AWAY	1- 2		2- 0		1- 0	
1- 2	0- 1		0- 1		NEUTRAL	0- 0		0- 0		1- 0	
5- 6	0- 3		0- 1		NON-CONFERENCE	1- 2		1- 0		3- 0	
1- 2	0- 2		0- 0		HOME	0- 0		0- 0		1- 0	
3- 2	0- 0		0- 0		AWAY	1- 2		1- 0		1- 0	
1- 2	0- 1		0- 1		NEUTRAL	0- 0		0- 0		1- 0	
4- 0	0- 0		0- 0		CONFERENCE	0- 0		1- 0		3- 0	
3- 0	0- 0		0- 0		HOME	0- 0		0- 0		3- 0	
1- 0	0- 0		0- 0		AWAY	0- 0		1- 0		0- 0	
0- 0	0- 0		0- 0		NEUTRAL	0- 0		0- 0		0- 0	

RPI	S	Opponent	Score	RPI	S	Opponent	Score	RPI	S	Opponent	Score	RPI	S	Opponent	Score
18	H	Central Mich.	52 67	35	N	Missouri	51 65	63	A	Bucknell	58 75	108	A	Providence	48 44
19	H	UCF	45 47					67	A	Harvard	72 67	111	A	Marist	76 69
22	N	Texas	55 56					89	A	Princeton	42 54	156	A	Drexel	56 52
												190	N	Ball St.	69 66
												246	H	Monmouth	67 38
												283	H	Richmond	65 48
												284	H	Fairfield	81 36
												319	H	Saint Peter's	90 45
-----															
LAST 12 Division I GAMES:															
190	N	Ball St.	69 66	19	H	UCF	45 47	283	H	Richmond	65 48				
35	N	Missouri	51 65	89	A	Princeton	42 54	18	H	Central Mich.	52 67				
246	H	Monmouth	67 38	67	A	Harvard	72 67	22	N	Texas	55 56				
111	A	Marist	76 69												
319	H	Saint Peter's	90 45												
284	H	Fairfield	81 36												

Non-Div I Games:

Qui nni pi ac

Average RPI Win:	225	WON-LOST	WINNING	LAST 10	STRENGTH OF	OPP. STRENGTH	TEAM	ADJ.	CONF.	ADJ CONF.
Average RPI Loss:	134	RECORD	PCT. RANK	GAMES	SCHEDULE	OF SCHEDULE	RPI	RPI	RPI	RPI
DIV. I ONLY	8- 6	125	6-4	154	246	151	151	28	28	
DIV. I NON-CONF.	5- 5	162	0- 0	142	195	143	143	29	29	
-----										
TOTALS	RPI 1-25	RPI 26-50	W-L RECORDS	RPI 51-100	RPI 101-150	RPI 150+				
8- 6	0- 1	0- 0	OVERALL	0- 2	1- 0	7- 3				
5- 1	0- 0	0- 0	HOME	0- 0	0- 0	5- 1				
2- 4	0- 1	0- 0	AWAY	0- 1	1- 0	1- 2				
1- 1	0- 0	0- 0	NEUTRAL	0- 1	0- 0	1- 0				
5- 5	0- 1	0- 0	NON-CONFERENCE	0- 2	1- 0	4- 2				
2- 1	0- 0	0- 0	HOME	0- 0	0- 0	2- 1				
2- 3	0- 1	0- 0	AWAY	0- 1	1- 0	1- 1				
1- 1	0- 0	0- 0	NEUTRAL	0- 1	0- 0	1- 0				
3- 1	0- 0	0- 0	CONFERENCE	0- 0	0- 0	3- 1				
3- 0	0- 0	0- 0	HOME	0- 0	0- 0	3- 0				
0- 1	0- 0	0- 0	AWAY	0- 0	0- 0	0- 1				
0- 0	0- 0	0- 0	NEUTRAL	0- 0	0- 0	0- 0				

RPI 1-25				RPI 26-50				RPI 51-100				RPI 101+				Team's RPI: 151
RPI	S	Opponent	Score	RPI	S	Opponent	Score	RPI	S	Opponent	Score	RPI	S	Opponent	Score	
8	A	NC State	58 75					78	A	Virginia Tech	44 55	113	A	Virginia	57 44	
								92	N	Nebraska	39 77	162	H	High Point	80 58	
												164	A	VCU	54 49	
												183	H	Morehead St.	72 79	
												204	A	Hampton	54 68	
												222	H	UNC Asheville	60 46	
												237	A	Mt. St. Mary's	77 89	
												253	N	Temple	56 50	
												271	H	ETSU	79 64	
												302	H	Winthrop	70 49	
												315	H	South Carolina St.	61 31	
LAST 12 Division I GAMES:																
302	H	Winthrop	70 49	183	H	Morehead St.	72 79									
204	A	Hampton	54 68	113	A	Virginia	57 44									
162	H	High Point	80 58	78	A	Virginia Tech	44 55									
222	H	UNC Asheville	60 46	92	N	Nebraska	39 77									
237	A	Mt. St. Mary's	77 89	253	N	Temple	56 50									
164	A	VCU	54 49	8	A	NC State	58 75									

Non-Div I Games: Shepherd 60 46

Radford

Average RPI Win:	230	WON-LOST	WINNING	LAST 10	STRENGTH OF	OPP. STRENGTH	TEAM	ADJ.	CONF.	ADJ CONF.
Average RPI Loss:	110	RECORD	PCT. RANK	GAMES	SCHEDULE	OF SCHEDULE	RPI	RPI	RPI	RPI
DIV. I ONLY	6- 9	224	3-7	136	156	185	185	17	17	
DIV. I NON-CONF.	5- 7	206	1- 0	72	182	151	151	17	17	
-----										
TOTALS	RPI 1-25	RPI 26-50	W-L RECORDS	RPI 51-100	RPI 101-150	RPI 150+				
6- 9	0- 0	0- 2	OVERALL	0- 3	1- 2	5- 2				
3- 5	0- 0	0- 0	HOME	0- 2	1- 2	2- 1				
3- 4	0- 0	0- 2	AWAY	0- 1	0- 0	3- 1				
0- 0	0- 0	0- 0	NEUTRAL	0- 0	0- 0	0- 0				
5- 7	0- 0	0- 2	NON-CONFERENCE	0- 3	1- 1	4- 1				
3- 3	0- 0	0- 0	HOME	0- 2	1- 1	2- 0				
2- 4	0- 0	0- 2	AWAY	0- 1	0- 0	2- 1				
0- 0	0- 0	0- 0	NEUTRAL	0- 0	0- 0	0- 0				
1- 2	0- 0	0- 0	CONFERENCE	0- 0	0- 1	1- 1				
0- 2	0- 0	0- 0	HOME	0- 0	0- 1	0- 1				
1- 0	0- 0	0- 0	AWAY	0- 0	0- 0	1- 0				
0- 0	0- 0	0- 0	NEUTRAL	0- 0	0- 0	0- 0				

RPI	S	Opponent	Score	RPI	S	Opponent	Score	RPI	S	Opponent	Score	RPI	S	Opponent	Score	Team's RPI: 185
31	A	Kentucky	52 75	67	H	Harvard	47 80	107	H	Hartford	51 65					
44	A	Clemson	67 80	79	H	Boston College	64 88	108	H	Providence	72 65					
				97	A	Minnesota	71 91	129	H	Davidson	67 77					
								187	H	George Washington	59 64					
								191	H	North Dakota	77 63					
								238	H	Brown	72 67					
								245	A	Holy Cross	65 73					
								264	A	Robert Morris	46 41					
								283	A	Richmond	66 60					
								297	A	Vermont	61 58					
-----																
LAST 12 Division I GAMES:																
238	H	Brown	72 67	107	H	Hartford	51 65									
129	H	Davidson	67 77	44	A	Clemson	67 80									
187	H	George Washington	59 64	31	A	Kentucky	52 75									
283	A	Richmond	66 60	108	H	Providence	72 65									
67	H	Harvard	47 80	191	H	North Dakota	77 63									
97	A	Minnesota	71 91	245	A	Holy Cross	65 73									

Non-Div I Games:

Rhode Island

Average RPI Win:	233	WON-LOST	WINNING	LAST 10	STRENGTH OF	OPP. STRENGTH	TEAM	ADJ.	CONF.	ADJ CONF.
Average RPI Loss:	41	RECORD	PCT. RANK	GAMES	SCHEDULE	OF SCHEDULE	RPI	RPI	RPI	RPI
DIV. I ONLY	13- 3	30	9-1	325	76	118	118	16	16	
DIV. I NON-CONF.	9- 3	62	0- 0	321	61	134	134	19	19	
-----										
TOTALS	RPI 1-25	RPI 26-50	W-L RECORDS	RPI 51-100	RPI 101-150	RPI 150+				
13- 3	0- 0	0- 3	OVERALL	0- 0	2- 0	11- 0				
7- 0	0- 0	0- 0	HOME	0- 0	0- 0	7- 0				
5- 2	0- 0	0- 2	AWAY	0- 0	2- 0	3- 0				
1- 1	0- 0	0- 1	NEUTRAL	0- 0	0- 0	1- 0				
9- 3	0- 0	0- 3	NON-CONFERENCE	0- 0	1- 0	8- 0				
5- 0	0- 0	0- 0	HOME	0- 0	0- 0	5- 0				
3- 2	0- 0	0- 2	AWAY	0- 0	1- 0	2- 0				
1- 1	0- 0	0- 1	NEUTRAL	0- 0	0- 0	1- 0				
4- 0	0- 0	0- 0	CONFERENCE	0- 0	1- 0	3- 0				
2- 0	0- 0	0- 0	HOME	0- 0	0- 0	2- 0				
2- 0	0- 0	0- 0	AWAY	0- 0	1- 0	1- 0				
0- 0	0- 0	0- 0	NEUTRAL	0- 0	0- 0	0- 0				

RPI	S	Opponent	Score	RPI	S	Opponent	Score	RPI	S	Opponent	Score	RPI	S	Opponent	Score
38	A	Texas A&M	54 65	39	A	UCLA	50 59	46	N	North Carolina	50 71	128	A	Little Rock	79 65
												149	A	Louisiana Tech	61 51
												184	H	Georgia St.	66 49
												193	A	Prairie View	68 58
												207	N	Coastal Caro.	56 52
												221	H	Texas Southern	76 71
												230	A	Southern Miss.	58 47
												239	H	SMU	66 52
												261	H	UTSA	85 54
												270	H	UTEP	76 42
												298	H	New Orleans	67 56
												304	A	Incarnate Word	74 63
												345	H	McNeese	93 65
-----															
LAST 12 Division I GAMES:															
270	H	UTEP	76 42	46	N	North Carolina	50 71	239	H	SMU	66 52	193	A	Prairie View	68 58
261	H	UTSA	85 54					298	H	New Orleans	67 56	345	H	McNeese	93 65
149	A	Louisiana Tech	61 51					345	H	McNeese	93 65	184	H	Georgia St.	66 49
230	A	Southern Miss.	58 47												
304	A	Incarnate Word	74 63												
207	N	Coastal Caro.	56 52												

Non-Div I Games:

Rice

Average RPI	Win: 267	WON-LOST	WINNING	LAST 10	STRENGTH OF	OPP. STRENGTH	TEAM	ADJ.	CONF.	ADJ CONF.
Average RPI	Loss: 133	RECORD	PCT. RANK	GAMES	SCHEDULE	OF SCHEDULE	RPI	RPI	RPI	RPI
DIV. I ONLY	3- 13	311	2-8	131	186	283	283	17	17	
DIV. I NON-CONF.	3- 10	278	0- 0	141	164	279	279	17	17	
-----										
TOTALS	RPI 1-25	RPI 26-50	W-L RECORDS	RPI 51-100	RPI 101-150	RPI 150+				
3- 13	0- 1	0- 0	OVERALL	0- 5	0- 1	3- 6				
3- 6	0- 0	0- 0	HOME	0- 2	0- 0	3- 4				
0- 6	0- 1	0- 0	AWAY	0- 2	0- 1	0- 2				
0- 1	0- 0	0- 0	NEUTRAL	0- 1	0- 0	0- 0				
3- 10	0- 1	0- 0	NON-CONFERENCE	0- 5	0- 0	3- 4				
3- 4	0- 0	0- 0	HOME	0- 2	0- 0	3- 2				
0- 5	0- 1	0- 0	AWAY	0- 2	0- 0	0- 2				
0- 1	0- 0	0- 0	NEUTRAL	0- 1	0- 0	0- 0				
0- 3	0- 0	0- 0	CONFERENCE	0- 0	0- 1	0- 2				
0- 2	0- 0	0- 0	HOME	0- 0	0- 0	0- 2				
0- 1	0- 0	0- 0	AWAY	0- 0	0- 1	0- 0				
0- 0	0- 0	0- 0	NEUTRAL	0- 0	0- 0	0- 0				

RPI 1-25				RPI 26-50				RPI 51-100				RPI 101+ Team's RPI: 283			
RPI	S	Opponent	Score	RPI	S	Opponent	Score	RPI	S	Opponent	Score	RPI	S	Opponent	Score
19	A	UCF	48 70					51	H	Ohio	58 109	103	A	Fordham	48 60
								70	A	Qui nni pi ac	48 65	156	H	Drexel	35 58
								78	N	Vi rgi ni a Tech	57 85	163	A	William & Mary	55 65
								91	A	Wake Forest	48 62	164	H	VCU	43 68
								93	H	Georgetown	53 73	185	H	Rhode Island	60 66
												225	H	Howard	67 60
												250	H	UMES	57 55
												274	A	Fla. Atlantic	55 69
												284	H	Fairfield	40 58
												325	H	UNC Greensboro	59 48
-----															
LAST 12 Division I GAMES:															
164	H	VCU	43 68	70	A	Qui nni pi ac	48 65	225	H	Howard	67 60				
103	A	Fordham	48 60					163	A	William & Mary	55 65				
185	H	Rhode Island	60 66					78	N	Vi rgi ni a Tech	57 85				
325	H	UNC Greensboro	59 48					19	A	UCF	48 70				
156	H	Drexel	35 58					274	A	Fla. Atlantic	55 69				
51	H	Ohio	58 109												

Non-Div I Games:

Ri chmond

R  
i  
d  
e  
rR  
i  
d  
e  
r

Ri der

Average RPI Win:	304	WON-LOST	WINNING	LAST 10	STRENGTH OF	OPP. STRENGTH	TEAM	ADJ.	CONF.	ADJ CONF.
Average RPI Loss:	126	RECORD	PCT. RANK	GAMES	SCHEDULE	OF SCHEDULE	RPI	RPI	RPI	RPI
DIV. I ONLY	6- 8	209	6-4	277	266	264	264	31	31	
DIV. I NON-CONF.	2- 8	293	0- 1	214	125	311	311	31	31	
-----										
TOTALS	RPI 1-25	RPI 26-50	W-L RECORDS	RPI 51-100	RPI 101-150	RPI 150+				
6- 8	0- 1	0- 1	OVERALL	0- 1	0- 2	6- 3				
4- 3	0- 0	0- 1	HOME	0- 1	0- 0	4- 1				
2- 4	0- 1	0- 0	AWAY	0- 0	0- 2	2- 1				
0- 1	0- 0	0- 0	NEUTRAL	0- 0	0- 0	0- 1				
2- 8	0- 1	0- 1	NON-CONFERENCE	0- 1	0- 2	2- 3				
2- 3	0- 0	0- 1	HOME	0- 1	0- 0	2- 1				
0- 4	0- 1	0- 0	AWAY	0- 0	0- 2	0- 1				
0- 1	0- 0	0- 0	NEUTRAL	0- 0	0- 0	0- 1				
4- 0	0- 0	0- 0	CONFERENCE	0- 0	0- 0	4- 0				
2- 0	0- 0	0- 0	HOME	0- 0	0- 0	2- 0				
2- 0	0- 0	0- 0	AWAY	0- 0	0- 0	2- 0				
0- 0	0- 0	0- 0	NEUTRAL	0- 0	0- 0	0- 0				

RPI 1-25				RPI 26-50				RPI 51-100				RPI 101+ Team's RPI: 264			
RPI	S	Opponent	Score	RPI	S	Opponent	Score	RPI	S	Opponent	Score	RPI	S	Opponent	Score
12	A	Iowa	63 92	48	H	James Madison	36 59	71	H	Kent St.	46 54	119	A	Youngstown St.	59 69
												127	A	Loyola Marymount	53 61
												185	H	Rhode Island	41 46
												206	A	Bowling Green	60 61
												237	H	Mt. St. Mary's	70 58
												239	N	SMU	55 60
												256	H	La Salle	67 39
												288	A	St. Francis Brooklyn	75 56
												346	H	Delaware St.	64 63
												349	H	Fairleigh Dickinson	71 49
												350	A	LIU Brooklyn	89 37
LAST 12 Division I GAMES:															
127	A	Loyola Marymount	53 61	346	H	Delaware St.	64 63	71	H	Kent St.	46 54	12	A	Iowa	63 92
350	A	LIU Brooklyn	89 37	206	A	Bowling Green	60 61	185	H	Rhode Island	41 46	239	N	SMU	55 60
288	A	St. Francis Brooklyn	75 56	237	H	Mt. St. Mary's	70 58								
349	H	Fairleigh Dickinson	71 49	48	H	James Madison	36 59								

Non-Div I Games: Pitt.-Johnstown 73 53

Robert Morris

■ Loss, 
 ■ Non-Conf, 
 ■ S Site, 
 ■ H Home 
 ■ A Away 
 N Neutral



Average RPI Win: 156

Average RPI Loss: 34

WON-LOST  
RECORDWINNING  
PCT. RANKLAST 10  
GAMESSTRENGTH OF  
SCHEDULEOPP. STRENGTH  
OF SCHEDULETEAM  
RPIADJ.  
RPICONF.  
RPIADJ CONF.  
RPIDIV. I ONLY  
DIV. I NON-CONF.

13- 3

30

9-1

49

64

20

20

4

4

8- 3

72

1- 1

94

126

61

61

5

5

TOTALS

RPI 1-25

RPI 26-50

W-L RECORDS

RPI 51-100

RPI 101-150

RPI 150+

13- 3

1- 2

1- 0

OVERALL

4- 1

2- 0

5- 0

8- 0

0- 0

1- 0

HOME

2- 0

1- 0

4- 0

4- 1

1- 0

0- 0

AWAY

2- 1

1- 0

0- 0

1- 2

0- 2

0- 0

NEUTRAL

0- 0

0- 0

1- 0

8- 3

0- 2

1- 0

NON-CONFERENCE

1- 1

1- 0

5- 0

6- 0

0- 0

1- 0

HOME

0- 0

1- 0

4- 0

1- 1

0- 0

0- 0

AWAY

1- 1

0- 0

0- 0

1- 2

0- 2

0- 0

NEUTRAL

0- 0

0- 0

1- 0

5- 0

1- 0

0- 0

CONFERENCE

3- 0

1- 0

0- 0

2- 0

0- 0

0- 0

HOME

2- 0

0- 0

0- 0

3- 0

1- 0

0- 0

AWAY

1- 0

1- 0

0- 0

0- 0

0- 0

0- 0

NEUTRAL

0- 0

0- 0

0- 0

RPI 1-25 Team's RPI: 20

RPI 26-50

RPI 51-100

RPI 101+

RPI	S	Opponent	Score
11	N	Gonzaga	40 57
14	N	Drake	59 69
23	A	Maryland	73 65

RPI	S	Opponent	Score
50	H	LSU	57 43

RPI	S	Opponent	Score
67	A	Harvard	60 49
78	A	Virginia Tech	51 67
80	H	Penn St.	74 61
92	A	Nebraska	62 56
94	H	Northwestern	45 41

RPI	S	Opponent	Score
133	H	Stony Brook	61 47
150	A	Illinois	71 60
233	H	Saint Francis (PA)	96 52
238	H	Brown	73 52
271	N	ETSU	68 44
296	H	Albany (NY)	65 39
303	H	Central Conn. St.	73 44

LAST 12 Division I GAMES:

271	N	ETSU	68	44	23	A	Maryland	73	65
11	N	Gonzaga	40	57	94	H	Northwestern	45	41
92	A	Nebraska	62	56	50	H	LSU	57	43
150	A	Illinois	71	60	67	A	Harvard	60	49
80	H	Penn St.	74	61	78	A	Virginia Tech	51	67
238	H	Brown	73	52	14	N	Drake	59	69

Non-Div I Games:

Rutgers

■ Loss, 
 ■ Non-Conf, 
 ■ S Site, 
 ■ H Home 
 ■ A Away 
 N Neutral

Average RPI Win:	202	WON-LOST	WINNING	LAST 10	STRENGTH OF	OPP. STRENGTH	TEAM	ADJ.	CONF.	ADJ CONF.
Average RPI Loss:	79	RECORD	PCT. RANK	GAMES	SCHEDULE	OF SCHEDULE	RPI	RPI	RPI	RPI
DIV. I ONLY	9- 3	53	8-2	109	243	53	53	26	26	
DIV. I NON-CONF.	6- 3	91	0- 1	75	199	58	58	22	22	
-----										
TOTALS	RPI 1-25	RPI 26-50	W-L RECORDS	RPI 51-100	RPI 101-150	RPI 150+				
9- 3	0- 0	0- 1	OVERALL	0- 1	3- 1	6- 0				
7- 0	0- 0	0- 0	HOME	0- 0	3- 0	4- 0				
1- 3	0- 0	0- 1	AWAY	0- 1	0- 1	1- 0				
1- 0	0- 0	0- 0	NEUTRAL	0- 0	0- 0	1- 0				
6- 3	0- 0	0- 1	NON-CONFERENCE	0- 1	3- 1	3- 0				
5- 0	0- 0	0- 0	HOME	0- 0	3- 0	2- 0				
0- 3	0- 0	0- 1	AWAY	0- 1	0- 1	0- 0				
1- 0	0- 0	0- 0	NEUTRAL	0- 0	0- 0	1- 0				
3- 0	0- 0	0- 0	CONFERENCE	0- 0	0- 0	3- 0				
2- 0	0- 0	0- 0	HOME	0- 0	0- 0	2- 0				
1- 0	0- 0	0- 0	AWAY	0- 0	0- 0	1- 0				
0- 0	0- 0	0- 0	NEUTRAL	0- 0	0- 0	0- 0				

S  
F  
AS  
F  
A

RPI 1-25				RPI 26-50				RPI 51-100				Team's RPI: 53				RPI 101+			
RPI	S	Opponent	Score	RPI	S	Opponent	Score	RPI	S	Opponent	Score	RPI	S	Opponent	Score	RPI	S	Opponent	Score
				40	A	Miami (FL)	60 81					56	A	New Mexico	33 74	110	H	Montana St.	60 53
																117	H	Yale	67 57
																121	H	Tulsa	76 34
																140	A	Texas Tech	69 77
																176	H	Nicholls St.	70 62
																204	N	Hampton	70 68
																217	A	Southeastern La.	62 51
																221	H	Texas Southern	74 55
																323	H	Morgan St.	69 42
																329	H	Northwestern St.	84 56
LAST 12 Division I GAMES:																			
				56	A	New Mexico	33 74					221	H	Texas Southern	74 55				
				117	H	Yale	67 57					110	H	Montana St.	60 53				
				329	H	Northwestern St.	84 56					140	A	Texas Tech	69 77				
				176	H	Nicholls St.	70 62					121	H	Tulsa	76 34				
				217	A	Southeastern La.	62 51					323	H	Morgan St.	69 42				
				204	N	Hampton	70 68					40	A	Miami (FL)	60 81				

Non-Div I Games: Wiley 97 38 Cameron 86 59 Our Lady of the Lake 77

SFA

Loss, Non-Conf, S Site, H Home A Away N Neutral

S  
I  
U  
E

Average RPI Win: 269		WON-LOST RECORD	WINNING PCT. RANK	LAST 10 GAMES	Through Games Of Jan. 14, 2019					
Average RPI Loss: 158	STRENGTH OF SCHEDULE				OPP. STRENGTH OF SCHEDULE	TEAM RPI	ADJ. RPI	CONF. RPI	ADJ CONF. RPI	
DIV. I ONLY		6- 8	209	4-6	299	241	210	210	21	21
DIV. I NON-CONF.		4- 6	212	0- 0	323	248	252	252	20	20
<hr/>										
TOTALS	RPI 1-25		RPI 26-50	W-L RECORDS	RPI 51-100		RPI 101-150		RPI 150+	
6- 8	0- 0		0- 1	OVERALL	0- 0		0- 3		6- 4	
1- 1	0- 0		0- 0	HOME	0- 0		0- 0		1- 1	
5- 6	0- 0		0- 1	AWAY	0- 0		0- 2		5- 3	
0- 1	0- 0		0- 0	NEUTRAL	0- 0		0- 1		0- 0	
4- 6	0- 0		0- 1	NON-CONFERENCE	0- 0		0- 2		4- 3	
1- 0	0- 0		0- 0	HOME	0- 0		0- 0		1- 0	
3- 5	0- 0		0- 1	AWAY	0- 0		0- 1		3- 3	
0- 1	0- 0		0- 0	NEUTRAL	0- 0		0- 1		0- 0	
2- 2	0- 0		0- 0	CONFERENCE	0- 0		0- 1		2- 1	
0- 1	0- 0		0- 0	HOME	0- 0		0- 0		0- 1	
2- 1	0- 0		0- 0	AWAY	0- 0		0- 1		2- 0	
0- 0	0- 0		0- 0	NEUTRAL	0- 0		0- 0		0- 0	

S  
I  
U  
E

RPI 1-25				RPI 26-50				RPI 51-100				RPI 101+ Team's RPI: 210			
RPI	S	Opponent	Score	RPI	S	Opponent	Score	RPI	S	Opponent	Score	RPI	S	Opponent	Score
				35	A	Missouri	36 59					105	A	Tennessee Tech	55 79
												135	N	Missouri St.	65 68
												150	A	Illinois	57 74
												178	H	Illinois St.	68 61
												179	A	UMKC	75 80
												192	A	Jacksonville St.	51 47
												197	A	Saint Louis	56 63
												220	A	Eastern Ill.	65 56
												228	H	Southeast Mo. St.	52 62
												236	A	Loyol a Chi cago	43 56
												336	A	Purdue Fort Wayne	57 49
												342	A	Chi cago St.	82 66
												344	A	Evansville	54 45
LAST 12 Division I GAMES:															
				192	A	Jacksonville St.	51 47	150	A	Illinois	57 74				
				105	A	Tennessee Tech	55 79	342	A	Chi cago St.	82 66				
				220	A	Eastern Ill.	65 56	236	A	Loyol a Chi cago	43 56				
				228	H	Southeast Mo. St.	52 62	197	A	Sai nt Loui s	56 63				
				135	N	Missouri St.	65 68	336	A	Purdue Fort Wayne	57 49				
				179	A	UMKC	75 80	35	A	Missouri	36 59				

Non-Div I Games: McKendree 64 63

SIUE

SMUSMU

SMU

Average RPI Win:	216	WON-LOST	WINNING	LAST 10	STRENGTH OF	OPP. STRENGTH	TEAM	ADJ.	CONF.	ADJ CONF.
Average RPI Loss:	131	RECORD	PCT. RANK	GAMES	SCHEDULE	OF SCHEDULE	RPI	RPI	RPI	RPI
DIV. I ONLY	3- 8	280	3-7	113	220	247	247	14	14	
DIV. I NON-CONF.	3- 4	199	1- 0	138	288	217	217	12	12	
<hr/>										
TOTALS	RPI 1-25	RPI 26-50	W-L RECORDS	RPI 51-100	RPI 101-150	RPI 150+				
3- 8	0- 0	0- 0	OVERALL	0- 2	1- 3	2- 3				
1- 4	0- 0	0- 0	HOME	0- 0	0- 2	1- 2				
0- 3	0- 0	0- 0	AWAY	0- 2	0- 1	0- 0				
2- 1	0- 0	0- 0	NEUTRAL	0- 0	1- 0	1- 1				
3- 4	0- 0	0- 0	NON-CONFERENCE	0- 1	1- 1	2- 2				
1- 2	0- 0	0- 0	HOME	0- 0	0- 1	1- 1				
0- 1	0- 0	0- 0	AWAY	0- 1	0- 0	0- 0				
2- 1	0- 0	0- 0	NEUTRAL	0- 0	1- 0	1- 1				
0- 4	0- 0	0- 0	CONFERENCE	0- 1	0- 2	0- 1				
0- 2	0- 0	0- 0	HOME	0- 0	0- 1	0- 1				
0- 2	0- 0	0- 0	AWAY	0- 1	0- 1	0- 0				
0- 0	0- 0	0- 0	NEUTRAL	0- 0	0- 0	0- 0				

RPI 1-25				RPI 26-50				RPI 51-100				RPI 101+				Team's RPI: 247
RPI	S	Opponent	Score	RPI	S	Opponent	Score	RPI	S	Opponent	Score	RPI	S	Opponent	Score	
								56	A	New Mexico	53 85	101	A	Idaho St.	43 73	
								82	A	Northern Colo.	69 82	110	H	Montana St.	53 69	
												137	H	UC Davi s	60 109	
												150	N	I l l i n o i s	109 107	
												154	H	Montana	86 88	
												167	N	Pepperdi ne	97 113	
												204	N	Hampton	65 61	
												243	H	San Franci sco	75 86	
												293	H	Cal Poly	88 85	
<hr/>																
LAST 12 Division I GAMES:																
				204	N	Hampton	65 61	137	H	UC Davi s	60 109					
				101	A	Idaho St.	43 73	243	H	San Franci sco	75 86					
				110	H	Montana St.	53 69	150	N	I l l i n o i s	109 107					
				154	H	Montana	86 88	167	N	Pepperdi ne	97 113					
				82	A	Northern Colo.	69 82	293	H	Cal Poly	88 85					
				56	A	New Mexico	53 85									

Non-Div I Games: Antelope Valley 86 80

Sacramento St.

Average RPI Win:	301	WON-LOST	WINNING	LAST 10	STRENGTH OF	OPP. STRENGTH	TEAM	ADJ.	CONF.	ADJ CONF.
Average RPI Loss:	156	RECORD	PCT. RANK	GAMES	SCHEDULE	OF SCHEDULE	RPI	RPI	RPI	RPI
DIV. I ONLY	8- 7	151	6-4	314	305	235	235	31	31	
DIV. I NON-CONF.	4- 7	228	0- 0	218	270	229	229	31	31	
-----										
TOTALS	RPI 1-25	RPI 26-50	W-L RECORDS	RPI 51-100	RPI 101-150	RPI 150+				
8- 7	0- 0	0- 1	OVERALL	0- 0	0- 3	8- 3				
4- 3	0- 0	0- 0	HOME	0- 0	0- 1	4- 2				
4- 4	0- 0	0- 1	AWAY	0- 0	0- 2	4- 1				
0- 0	0- 0	0- 0	NEUTRAL	0- 0	0- 0	0- 0				
4- 7	0- 0	0- 1	NON-CONFERENCE	0- 0	0- 3	4- 3				
1- 3	0- 0	0- 0	HOME	0- 0	0- 1	1- 2				
3- 4	0- 0	0- 1	AWAY	0- 0	0- 2	3- 1				
0- 0	0- 0	0- 0	NEUTRAL	0- 0	0- 0	0- 0				
4- 0	0- 0	0- 0	CONFERENCE	0- 0	0- 0	4- 0				
3- 0	0- 0	0- 0	HOME	0- 0	0- 0	3- 0				
1- 0	0- 0	0- 0	AWAY	0- 0	0- 0	1- 0				
0- 0	0- 0	0- 0	NEUTRAL	0- 0	0- 0	0- 0				

RPI 1-25				RPI 26-50				RPI 51-100				RPI 101+ Team's RPI: 235			
RPI	S	Opponent	Score	RPI	S	Opponent	Score	RPI	S	Opponent	Score	RPI	S	Opponent	Score
				31	A	Kentucky	43 71					108	A	Provi dence	52 62
												116	A	Lehi gh	66 70
												133	H	Stony Brook	58 73
												181	A	Massachusetts	61 78
												231	A	Hofstra	70 64
												246	H	Monmouth	50 55
												275	H	Bryant	49 48
												279	H	Saint Joseph's	44 61
												285	H	Siena	72 50
												299	A	New Hampshi re	71 60
												303	H	Central Conn. St.	66 61
												327	A	Wagner	80 68
												339	A	Manhattan	74 46
												350	H	LIU Brookl yn	75 53
LAST 12 Division I GAMES:															
327	A	Wagner	80 68	275	H	Bryant	49 48	116	A	Lehi gh	66 70	133	H	Stony Brook	58 73
350	H	LIU Brooklyn	75 53	108	A	Provi dence	52 62	231	A	Hofstra	70 64	246	H	Monmouth	50 55
303	H	Central Conn. St.	66 61	279	H	Saint Joseph's	44 61	285	H	Siena	72 50	299	A	New Hampshi re	71 60
31	A	Kentucky	43 71	327	A	Wagner	80 68	303	H	Central Conn. St.	66 61	327	A	Wagner	80 68
279	H	Saint Joseph's	44 61	339	A	Manhattan	74 46	339	A	Manhattan	74 46	350	H	LIU Brookl yn	75 53

Non-Div I Games:

Sacred Heart

Average RPI Win:	293	WON-LOST	WINNING	LAST 10	STRENGTH OF	OPP. STRENGTH	TEAM	ADJ.	CONF.	ADJ CONF.
Average RPI Loss:	123	RECORD	PCT. RANK	GAMES	SCHEDULE	OF SCHEDULE	RPI	RPI	RPI	RPI
DIV. I ONLY	5- 10	248	4-6	183	245	233	233	31	31	
DIV. I NON-CONF.	2- 9	297	0- 1	85	113	226	226	31	31	
-----										
TOTALS	RPI 1-25	RPI 26-50	W-L RECORDS	RPI 51-100	RPI 101-150	RPI 150+				
5- 10	0- 2	0- 0	OVERALL	0- 3	0- 2	5- 3				
3- 2	0- 0	0- 0	HOME	0- 1	0- 1	3- 0				
2- 6	0- 2	0- 0	AWAY	0- 1	0- 1	2- 2				
0- 2	0- 0	0- 0	NEUTRAL	0- 1	0- 0	0- 1				
2- 9	0- 2	0- 0	NON-CONFERENCE	0- 3	0- 2	2- 2				
1- 2	0- 0	0- 0	HOME	0- 1	0- 1	1- 0				
1- 5	0- 2	0- 0	AWAY	0- 1	0- 1	1- 1				
0- 2	0- 0	0- 0	NEUTRAL	0- 1	0- 0	0- 1				
3- 1	0- 0	0- 0	CONFERENCE	0- 0	0- 0	3- 1				
2- 0	0- 0	0- 0	HOME	0- 0	0- 0	2- 0				
1- 1	0- 0	0- 0	AWAY	0- 0	0- 0	1- 1				
0- 0	0- 0	0- 0	NEUTRAL	0- 0	0- 0	0- 0				

RPI 1-25				RPI 26-50				RPI 51-100				RPI 101+ Team's RPI: 233			
RPI	S	Opponent	Score	RPI	S	Opponent	Score	RPI	S	Opponent	Score	RPI	S	Opponent	Score
3	A	Baylor	58 116					58	N	Boise St.	64 78	119	A	Youngstown St.	56 80
20	A	Rutgers	52 96					83	A	Pittsburgh	75 78	134	H	Duquesne	73 93
								88	H	FGCU	69 83	154	N	Montana	77 79
												183	H	Morehead St.	89 83
												237	H	Mt. St. Mary's	68 66
												282	A	Liberty	53 82
												288	A	St. Francis Brooklyn	65 78
												347	A	Longwood	91 88
												349	H	Fairleigh Dickinson	75 64
												350	A	LIU Brooklyn	80 66
-----															
LAST 12 Division I GAMES:															
288	A	St. Francis Brooklyn	65 78	154	N	Montana	77 79								
350	A	LIU Brooklyn	80 66	58	N	Boise St.	64 78								
237	H	Mt. St. Mary's	68 66	119	A	Youngstown St.	56 80								
349	H	Fairleigh Dickinson	75 64	88	H	FGCU	69 83								
83	A	Pittsburgh	75 78	347	A	Longwood	91 88								
183	H	Morehead St.	89 83	134	H	Duquesne	73 93								

Non-Div I Games: Seton Hill 86 74

Saint Francis (PA)

Average RPI Win:	250	WON-LOST	WINNING	LAST 10	STRENGTH OF	OPP. STRENGTH	TEAM	ADJ.	CONF.	ADJ CONF.
Average RPI Loss:	148	RECORD	PCT. RANK	GAMES	SCHEDULE	OF SCHEDULE	RPI	RPI	RPI	RPI
DIV. I ONLY	5- 11	259	3-7	213	214	279	279	17	17	
DIV. I NON-CONF.	4- 9	253	1- 0	199	224	276	276	17	17	
-----										
TOTALS	RPI 1-25	RPI 26-50	W-L RECORDS	RPI 51-100	RPI 101-150	RPI 150+				
5- 11	0- 0	0- 1	OVERALL	0- 3	0- 0	5- 7				
4- 6	0- 0	0- 1	HOME	0- 2	0- 0	4- 3				
1- 5	0- 0	0- 0	AWAY	0- 1	0- 0	1- 4				
0- 0	0- 0	0- 0	NEUTRAL	0- 0	0- 0	0- 0				
4- 9	0- 0	0- 1	NON-CONFERENCE	0- 3	0- 0	4- 5				
3- 5	0- 0	0- 1	HOME	0- 2	0- 0	3- 2				
1- 4	0- 0	0- 0	AWAY	0- 1	0- 0	1- 3				
0- 0	0- 0	0- 0	NEUTRAL	0- 0	0- 0	0- 0				
1- 2	0- 0	0- 0	CONFERENCE	0- 0	0- 0	1- 2				
1- 1	0- 0	0- 0	HOME	0- 0	0- 0	1- 1				
0- 1	0- 0	0- 0	AWAY	0- 0	0- 0	0- 1				
0- 0	0- 0	0- 0	NEUTRAL	0- 0	0- 0	0- 0				

RPI 1-25				RPI 26-50				RPI 51-100				RPI 101+ Team's RPI: 279			
RPI	S	Opponent	Score	RPI	S	Opponent	Score	RPI	S	Opponent	Score	RPI	S	Opponent	Score
				47	H	Auburn	70 81	52	H	Villanova	35 47	156	A	Drexel	34 51
								66	A	Penn	45 65	164	A	VCU	40 59
								90	H	Towson	52 73	197	H	Saint Louis	49 62
												198	A	Delaware	39 48
												201	A	Navy	48 49
												205	H	Rider	54 56
												212	H	St. Bonaventure	66 41
												232	H	Niagara	68 54
												235	A	Sacred Heart	61 44
												253	H	Temple	52 58
												257	H	Columbia	68 61
												313	H	Loyola Maryland	49 46
LAST 12 Division I GAMES:															
				212	H	St. Bonaventure	66 41	313	H	Loyola Maryland	49 46				
				197	H	Saint Louis	49 62	90	H	Towson	52 73				
				164	A	VCU	40 59	47	H	Auburn	70 81				
				201	A	Navy	48 49	52	H	Villanova	35 47				
				198	A	Delaware	39 48	257	H	Columbia	68 61				
				235	A	Sacred Heart	61 44	205	H	Rider	54 56				

Non-Div I Games:

Saint Joseph's



Average RPI Win:	227	WON-LOST	WINNING	LAST 10	STRENGTH OF	OPP. STRENGTH	TEAM	ADJ.	CONF.	ADJ CONF.
Average RPI Loss:	115	RECORD	PCT. RANK	GAMES	SCHEDULE	OF SCHEDULE	RPI	RPI	RPI	RPI
DIV. I ONLY	6- 10	235	4-6	170	105	197	197	17	17	
DIV. I NON-CONF.	5- 8	224	1- 0	180	65	208	208	17	17	
-----										
TOTALS	RPI 1-25	RPI 26-50	W-L RECORDS	RPI 51-100	RPI 101-150	RPI 150+				
6- 10	0- 1	0- 1	OVERALL	0- 0	1- 6	5- 2				
2- 5	0- 1	0- 1	HOME	0- 0	0- 3	2- 0				
4- 3	0- 0	0- 0	AWAY	0- 0	1- 1	3- 2				
0- 2	0- 0	0- 0	NEUTRAL	0- 0	0- 2	0- 0				
5- 8	0- 1	0- 1	NON-CONFERENCE	0- 0	1- 5	4- 1				
2- 4	0- 1	0- 1	HOME	0- 0	0- 2	2- 0				
3- 2	0- 0	0- 0	AWAY	0- 0	1- 1	2- 1				
0- 2	0- 0	0- 0	NEUTRAL	0- 0	0- 2	0- 0				
1- 2	0- 0	0- 0	CONFERENCE	0- 0	0- 1	1- 1				
0- 1	0- 0	0- 0	HOME	0- 0	0- 1	0- 0				
1- 1	0- 0	0- 0	AWAY	0- 0	0- 0	1- 1				
0- 0	0- 0	0- 0	NEUTRAL	0- 0	0- 0	0- 0				

RPI 1-25				RPI 26-50				RPI 51-100				RPI 101+ Team's RPI: 197			
RPI	S	Opponent	Score	RPI	S	Opponent	Score	RPI	S	Opponent	Score	RPI	S	Opponent	Score
7	H	UConn	42 98	35	H	Missouri	62 74					103	H	Fordham	53 56
												113	A	Virginia	67 65
												117	N	Yale	52 58
												121	A	Tulsa	75 86
												130	H	Cincinnati	50 51
												132	N	Chattanooga	61 71
												146	H	Indiana St.	56 60
												166	H	Southern Ill.	62 58
												178	A	Illinois St.	67 72
												181	A	Massachusetts	66 70
												210	H	SIUE	63 56
												274	A	Fla. Atlantic	93 61
												279	A	Saint Joseph's	62 49
												322	A	Eastern Ky.	70 43
LAST 12 Division I GAMES:															
103	H	Fordham	53 56	274	A	Fla. Atlantic	93 61								
279	A	Saint Joseph's	62 49	7	H	UConn	42 98								
181	A	Massachusetts	66 70	210	H	SIUE	63 56								
117	N	Yale	52 58	166	H	Southern Ill.	62 58								
178	A	Illinois St.	67 72	113	A	Virginia	67 65								
35	H	Missouri	62 74	132	N	Chattanooga	61 71								

Non-Div I Games:

Saint Louis

Average RPI	Win:	171	WON-LOST	WINNING	LAST 10	STRENGTH OF	OPP. STRENGTH	TEAM	ADJ.	CONF.	ADJ CONF.
Average RPI	Loss:	45	RECORD	PCT. RANK	GAMES	SCHEDULE	OF SCHEDULE	RPI	RPI	RPI	RPI
DIV. I ONLY		9- 7		132	5-5	40	53	54	54	7	7
DIV. I NON-CONF.		7- 4		109	1- 0	71	58	54	54	7	7
-----											
TOTALS	RPI 1-25		RPI 26-50		W-L RECORDS		RPI 51-100		RPI 101-150		RPI 150+
9- 7	0- 3		0- 2		OVERALL		3- 1		2- 1		4- 0
3- 3	0- 2		0- 1		HOME		1- 0		0- 0		2- 0
4- 4	0- 1		0- 1		AWAY		1- 1		1- 1		2- 0
2- 0	0- 0		0- 0		NEUTRAL		1- 0		1- 0		0- 0
7- 4	0- 2		0- 1		NON-CONFERENCE		3- 0		1- 1		3- 0
2- 2	0- 2		0- 0		HOME		1- 0		0- 0		1- 0
3- 2	0- 0		0- 1		AWAY		1- 0		0- 1		2- 0
2- 0	0- 0		0- 0		NEUTRAL		1- 0		1- 0		0- 0
2- 3	0- 1		0- 1		CONFERENCE		0- 1		1- 0		1- 0
1- 1	0- 0		0- 1		HOME		0- 0		0- 0		1- 0
1- 2	0- 1		0- 0		AWAY		0- 1		1- 0		0- 0
0- 0	0- 0		0- 0		NEUTRAL		0- 0		0- 0		0- 0

RPI 1-25				RPI 26-50				RPI 51-100				Team's RPI: 54	RPI 101+			
RPI	S	Opponent	Score	RPI	S	Opponent	Score	RPI	S	Opponent	Score		RPI	S	Opponent	Score
5	H	Oregon	55 79	28	H	BYU	73 74	65	H	Wyomi ng	90 84		137	A	UC Davi s	74 76
11	A	Gonzaga	62 74	34	A	Oregon St.	56 89	73	N	Ol d Domi ni on	83 65		143	A	Portland	98 91
24	H	Cal i forni a	78 81					75	A	Paci fi c	67 76		144	N	Texas St.	89 62
								95	A	Washi ngton St.	70 64		182	H	Mi l waukee	73 71
													227	H	San Di ego	74 60
													293	A	Cal Pol y	69 51
													316	A	UC Santa Barbara	80 55
-----																
LAST 12 Divi sion I GAMES:																
28	H	BYU	73 74	73	N	Ol d Domi ni on	83 65									
227	H	San Di ego	74 60	137	A	UC Davi s	74 76									
143	A	Portl and	98 91	24	H	Cal i forni a	78 81									
11	A	Gonzaga	62 74	293	A	Cal Pol y	69 51									
75	A	Paci fi c	67 76	316	A	UC Santa Barbara	80 55									
144	N	Texas St.	89 62	5	H	Oregon	55 79									

Non-Div I Games:

Saint Mary's (CA)

Average RPI Win:	333	WON-LOST	WINNING	LAST 10	STRENGTH OF	OPP. STRENGTH	TEAM	ADJ.	CONF.	ADJ CONF.
Average RPI Loss:	195	RECORD	PCT. RANK	GAMES	SCHEDULE	OF SCHEDULE	RPI	RPI	RPI	RPI
DIV. I ONLY	5- 10	248	2-8	292	346	319	319	27	27	
DIV. I NON-CONF.	5- 6	177	0- 0	290	349	275	275	28	28	
-----										
TOTALS	RPI 1-25	RPI 26-50	W-L RECORDS	RPI 51-100	RPI 101-150	RPI 150+				
5- 10	0- 0	0- 0	OVERALL	0- 3	0- 1	5- 6				
4- 4	0- 0	0- 0	HOME	0- 0	0- 0	4- 4				
1- 6	0- 0	0- 0	AWAY	0- 3	0- 1	1- 2				
0- 0	0- 0	0- 0	NEUTRAL	0- 0	0- 0	0- 0				
5- 6	0- 0	0- 0	NON-CONFERENCE	0- 2	0- 1	5- 3				
4- 1	0- 0	0- 0	HOME	0- 0	0- 0	4- 1				
1- 5	0- 0	0- 0	AWAY	0- 2	0- 1	1- 2				
0- 0	0- 0	0- 0	NEUTRAL	0- 0	0- 0	0- 0				
0- 4	0- 0	0- 0	CONFERENCE	0- 1	0- 0	0- 3				
0- 3	0- 0	0- 0	HOME	0- 0	0- 0	0- 3				
0- 1	0- 0	0- 0	AWAY	0- 1	0- 0	0- 0				
0- 0	0- 0	0- 0	NEUTRAL	0- 0	0- 0	0- 0				

RPI 1-25				RPI 26-50				RPI 51-100				RPI 101+ Team's RPI: 319			
RPI	S	Opponent	Score	RPI	S	Opponent	Score	RPI	S	Opponent	Score	RPI	S	Opponent	Score
								70	A	Qui nni pi ac	45 90	117	A	Yale	56 72
								79	A	Boston Col lege	57 89	211	H	Cal St. Fullerton	45 69
								85	A	Seton Hal l	47 90	232	H	Ni agara	66 75
												278	A	UMass Lowel l	57 59
												285	H	Si ena	57 84
												288	A	St. Francis Brookl yn	70 74
												301	H	Cani si us	62 75
												310	H	NJIT	70 57
												327	H	Wagner	69 57
												328	A	Lafayette	62 60
												349	H	Fai rl ei gh Di cki nson	75 58
												350	H	LIU Brookl yn	86 59
LAST 12 Di vi si on I GAMES:															
232	H	Ni agara	66 75	301	H	Cani si us	62 75								
70	A	Qui nni pi ac	45 90	117	A	Yale	56 72								
285	H	Si ena	57 84	85	A	Seton Hal l	47 90								
349	H	Fai rl ei gh Di cki nson	75 58	327	H	Wagner	69 57								
288	A	St. Francis Brookl yn	70 74	328	A	Lafayette	62 60								
211	H	Cal St. Fullerton	45 69	350	H	LIU Brookl yn	86 59								

Non-Di v I Games:

Saint Peter's

Average RPI Win:	284	WON-LOST	WINNING	LAST 10	STRENGTH OF	OPP. STRENGTH	TEAM	ADJ.	CONF.	ADJ CONF.
Average RPI Loss:	133	RECORD	PCT. RANK	GAMES	SCHEDULE	OF SCHEDULE	RPI	RPI	RPI	RPI
DIV. I ONLY	4- 6	224	6-4	240	207	214	214	26	26	
DIV. I NON-CONF.	2- 5	264	0- 0	105	169	180	180	22	22	

TOTALS	RPI 1-25	RPI 26-50	W-L RECORDS	RPI 51-100	RPI 101-150	RPI 150+
4- 6	0- 0	0- 1	OVERALL	0- 2	0- 0	4- 3
1- 2	0- 0	0- 0	HOME	0- 0	0- 0	1- 2
3- 3	0- 0	0- 1	AWAY	0- 1	0- 0	3- 1
0- 1	0- 0	0- 0	NEUTRAL	0- 1	0- 0	0- 0
2- 5	0- 0	0- 1	NON-CONFERENCE	0- 2	0- 0	2- 2
0- 1	0- 0	0- 0	HOME	0- 0	0- 0	0- 1
2- 3	0- 0	0- 1	AWAY	0- 1	0- 0	2- 1
0- 1	0- 0	0- 0	NEUTRAL	0- 1	0- 0	0- 0
2- 1	0- 0	0- 0	CONFERENCE	0- 0	0- 0	2- 1
1- 1	0- 0	0- 0	HOME	0- 0	0- 0	1- 1
1- 0	0- 0	0- 0	AWAY	0- 0	0- 0	1- 0
0- 0	0- 0	0- 0	NEUTRAL	0- 0	0- 0	0- 0

RPI 1-25	RPI 26-50	RPI 51-100	RPI 101+ Team's RPI: 214
RPI S Opponent Score	RPI S Opponent Score	RPI S Opponent Score	RPI S Opponent Score
	50 A LSU 52 66	77 A TCU 59 72	159 H Oral Roberts 62 73
		86 N Troy 79 84	169 H Abilene Christian 79 91
			230 A Southern Miss. 65 61
			258 A Wichi ta St. 55 63
			276 A Loui si ana 68 62
			304 A Incarnate Word 76 56
			326 H Central Ark. 66 62
LAST 12 Division I GAMES:			
	326 H Central Ark. 66 62	304 A Incarnate Word 76 56	
	169 H Abilene Christian 79 91	86 N Troy 79 84	
	77 A TCU 59 72	258 A Wichi ta St. 55 63	
	159 H Oral Roberts 62 73	50 A LSU 52 66	
	276 A Loui si ana 68 62		
	230 A Southern Miss. 65 61		

Non-Div I Games: UNKNOWN 94 46 Wiley 101 63 Jarvis Christian 100 55

Sam Houston St.

Average RPI Win:	244	WON-LOST	WINNING	LAST 10	STRENGTH OF	OPP. STRENGTH	TEAM	ADJ.	CONF.	ADJ CONF.
Average RPI Loss:	152	RECORD	PCT. RANK	GAMES	SCHEDULE	OF SCHEDULE	RPI	RPI	RPI	RPI
DIV. I ONLY	3- 11	300	3-7	122	238	216	216	24	24	
DIV. I NON-CONF.	3- 10	278	0- 0	128	250	221	221	25	25	
<hr/>										
TOTALS	RPI 1-25	RPI 26-50	W-L RECORDS	RPI 51-100	RPI 101-150	RPI 150+				
3- 11	0- 0	0- 1	OVERALL	0- 2	0- 2	3- 6				
1- 1	0- 0	0- 0	HOME	0- 0	0- 0	1- 1				
2- 10	0- 0	0- 1	AWAY	0- 2	0- 2	2- 5				
0- 0	0- 0	0- 0	NEUTRAL	0- 0	0- 0	0- 0				
3- 10	0- 0	0- 1	NON-CONFERENCE	0- 2	0- 2	3- 5				
1- 1	0- 0	0- 0	HOME	0- 0	0- 0	1- 1				
2- 9	0- 0	0- 1	AWAY	0- 2	0- 2	2- 4				
0- 0	0- 0	0- 0	NEUTRAL	0- 0	0- 0	0- 0				
0- 1	0- 0	0- 0	CONFERENCE	0- 0	0- 0	0- 1				
0- 0	0- 0	0- 0	HOME	0- 0	0- 0	0- 0				
0- 1	0- 0	0- 0	AWAY	0- 0	0- 0	0- 1				
0- 0	0- 0	0- 0	NEUTRAL	0- 0	0- 0	0- 0				

RPI 1-25				RPI 26-50				RPI 51-100				RPI 101+				Team's RPI: 216	
RPI	S	Opponent	Score	RPI	S	Opponent	Score	RPI	S	Opponent	Score	RPI	S	Opponent	Score		
				47	A	Auburn	46 73					123	A	Colorado	39 81		
								68	A	Oklahoma St.	62 82	124	A	UT Martin	68 89		
								86	A	Troy	52 72	161	A	Denver	87 83		
												170	H	UAB	41 66		
												173	A	Vanderbilt	52 77		
												174	A	Mercer	68 76		
												204	A	Hampton	57 64		
												230	A	Southern Miss.	40 76		
												263	A	Alabama St.	60 51		
												268	A	Memphis	48 53		
												309	H	Presbyterian	75 54		
LAST 12 Division I GAMES:																	
				161	A	Denver	87 83					174	A	Mercer	68 76		
				47	A	Auburn	46 73					173	A	Vanderbilt	52 77		
				268	A	Memphis	48 53					123	A	Colorado	39 81		
				170	H	UAB	41 66					68	A	Oklahoma St.	62 82		
				309	H	Presbyterian	75 54					230	A	Southern Miss.	40 76		
				204	A	Hampton	57 64					263	A	Alabama St.	60 51		

Non-Div I Games: Rhodes 71 54 Montevallo 73 47

Samford

Average RPI Win:	233	WON-LOST	WINNING	LAST 10	STRENGTH OF	OPP. STRENGTH	TEAM	ADJ.	CONF.	ADJ CONF.
Average RPI Loss:	139	RECORD	PCT. RANK	GAMES	SCHEDULE	OF SCHEDULE	RPI	RPI	RPI	RPI
DIV. I ONLY	7- 9	202	4-6	254	125	227	227	7	7	
DIV. I NON-CONF.	6- 4	125	0- 0	309	129	212	212	7	7	
-----										
TOTALS	RPI 1-25	RPI 26-50	W-L RECORDS	RPI 51-100	RPI 101-150	RPI 150+				
7- 9	0- 1	0- 0	OVERALL	0- 3	0- 1	7- 4				
5- 3	0- 1	0- 0	HOME	0- 0	0- 1	5- 1				
2- 6	0- 0	0- 0	AWAY	0- 3	0- 0	2- 3				
0- 0	0- 0	0- 0	NEUTRAL	0- 0	0- 0	0- 0				
6- 4	0- 1	0- 0	NON-CONFERENCE	0- 1	0- 0	6- 2				
5- 1	0- 1	0- 0	HOME	0- 0	0- 0	5- 0				
1- 3	0- 0	0- 0	AWAY	0- 1	0- 0	1- 2				
0- 0	0- 0	0- 0	NEUTRAL	0- 0	0- 0	0- 0				
1- 5	0- 0	0- 0	CONFERENCE	0- 2	0- 1	1- 2				
0- 2	0- 0	0- 0	HOME	0- 0	0- 1	0- 1				
1- 3	0- 0	0- 0	AWAY	0- 2	0- 0	1- 1				
0- 0	0- 0	0- 0	NEUTRAL	0- 0	0- 0	0- 0				

RPI 1-25				RPI 26-50				RPI 51-100				RPI 101+ Team's RPI: 227			
RPI	S	Opponent	Score	RPI	S	Opponent	Score	RPI	S	Opponent	Score	RPI	S	Opponent	Score
24	H	Cal i forn i a	53 70					54	A	Saint Mary's (CA)	60 74	127	H	Loyol a Marymount	52 69
								75	A	Paci fi c	47 79	158	A	Santa Clara	57 49
								97	A	Mi nnesota	48 53	167	H	Pepperdi ne	55 74
												199	A	Southern Utah	59 69
												203	H	San Diego St.	72 71
												215	A	Long Beach St.	60 56
												223	H	Dartmouth	78 76
												243	A	San Francis co	57 68
												260	H	Clevel and St.	83 82
												261	A	UTSA	77 87
												265	H	Hawai i	58 50
												306	H	San Jose St.	83 79
LAST 12 Division I GAMES:															
127	H	Loyol a Marymount	52 69	75	A	Paci fi c	47 79	158	A	Santa Clara	57 49	54	A	Saint Mary's (CA)	60 74
243	A	San Francis co	57 68	167	H	Pepperdi ne	55 74	261	A	UTSA	77 87	203	H	San Diego St.	72 71
306	H	San Jose St.	83 79	223	H	Dartmouth	78 76	24	H	Cal i forn i a	53 70				
261	A	UTSA	77 87	203	H	San Diego St.	72 71								
215	A	Long Beach St.	60 56												

Non-Div I Games: Cal St. San B'di no 76 58

San Diego

Average RPI	Win:	236	WON-LOST	WINNING	LAST 10	STRENGTH OF	OPP. STRENGTH	TEAM	ADJ.	CONF.	ADJ CONF.
Average RPI	Loss:	140	RECORD	PCT. RANK	GAMES	SCHEDULE	OF SCHEDULE	RPI	RPI	RPI	RPI
DIV. I ONLY		6- 8		209	3-7	169	230	203	203	12	12
DIV. I NON-CONF.		5- 6		177	0- 0	211	281	223	223	11	11
<hr/>											
TOTALS	RPI 1-25		RPI 26-50		W-L RECORDS	RPI 51-100		RPI 101-150		RPI 150+	
6- 8	0- 0		0- 0		OVERALL	0- 4		1- 0		5- 4	
4- 4	0- 0		0- 0		HOME	0- 3		0- 0		4- 1	
2- 4	0- 0		0- 0		AWAY	0- 1		1- 0		1- 3	
0- 0	0- 0		0- 0		NEUTRAL	0- 0		0- 0		0- 0	
5- 6	0- 0		0- 0		NON-CONFERENCE	0- 2		1- 0		4- 4	
3- 3	0- 0		0- 0		HOME	0- 2		0- 0		3- 1	
2- 3	0- 0		0- 0		AWAY	0- 0		1- 0		1- 3	
0- 0	0- 0		0- 0		NEUTRAL	0- 0		0- 0		0- 0	
1- 2	0- 0		0- 0		CONFERENCE	0- 2		0- 0		1- 0	
1- 1	0- 0		0- 0		HOME	0- 1		0- 0		1- 0	
0- 1	0- 0		0- 0		AWAY	0- 1		0- 0		0- 0	
0- 0	0- 0		0- 0		NEUTRAL	0- 0		0- 0		0- 0	

RPI 1-25				RPI 26-50				RPI 51-100				RPI 101+ Team's RPI: 203					
RPI	S	Opponent	Score	RPI	S	Opponent	Score	RPI	S	Opponent	Score	RPI	S	Opponent	Score		
								56	H	Arizona	60	69	131	A	UC Irvine	78	70
								58	H	Boise St.	66	69	158	A	Santa Clara	43	60
								65	A	Wyoming	45	87	160	A	CSUN	74	77
								77	H	TCU	64	81	211	A	Cal St. Fullerton	83	72
												213	H	Air Force	70	61	
												227	A	San Diego	71	72	
												265	H	Hawaii	58	57	
												294	H	California Baptist	83	67	
												304	H	Incarnate Word	81	38	
												316	H	UC Santa Barbara	58	63	
LAST 12 Division I GAMES:																	
316	H	UC Santa Barbara	58	63	213	H	Air Force	70	61								
160	A	CSUN	74	77	65	A	Wyoming	45	87								
131	A	UC Irvine	78	70	58	H	Boise St.	66	69								
56	H	Arizona	60	69	294	H	California Baptist	83	67								
227	A	San Diego	71	72	304	H	Incarnate Word	81	38								
77	H	TCU	64	81	211	A	Cal St. Fullerton	83	72								

Non-Div I Games:

San Diego St.

Average RPI Win:	279	WON-LOST	WINNING	LAST 10	STRENGTH OF	OPP. STRENGTH	TEAM	ADJ.	CONF.	ADJ CONF.
Average RPI Loss:	111	RECORD	PCT. RANK	GAMES	SCHEDULE	OF SCHEDULE	RPI	RPI	RPI	RPI
DIV. I ONLY	5- 11	259	3-7	179	159	243	243	7	7	
DIV. I NON-CONF.	4- 7	228	0- 0	246	138	253	253	7	7	
-----										
TOTALS	RPI 1-25	RPI 26-50	W-L RECORDS	RPI 51-100	RPI 101-150	RPI 150+				
5- 11	0- 1	0- 1	OVERALL	0- 2	0- 4	5- 3				
2- 5	0- 0	0- 1	HOME	0- 1	0- 2	2- 1				
1- 5	0- 1	0- 0	AWAY	0- 1	0- 2	1- 1				
2- 1	0- 0	0- 0	NEUTRAL	0- 0	0- 0	2- 1				
4- 7	0- 1	0- 0	NON-CONFERENCE	0- 2	0- 3	4- 1				
1- 3	0- 0	0- 0	HOME	0- 1	0- 2	1- 0				
1- 3	0- 1	0- 0	AWAY	0- 1	0- 1	1- 0				
2- 1	0- 0	0- 0	NEUTRAL	0- 0	0- 0	2- 1				
1- 4	0- 0	0- 1	CONFERENCE	0- 0	0- 1	1- 2				
1- 2	0- 0	0- 1	HOME	0- 0	0- 0	1- 1				
0- 2	0- 0	0- 0	AWAY	0- 0	0- 1	0- 1				
0- 0	0- 0	0- 0	NEUTRAL	0- 0	0- 0	0- 0				

RPI 1-25				RPI 26-50				RPI 51-100				RPI 101+ Team's RPI: 243			
RPI	S	Opponent	Score	RPI	S	Opponent	Score	RPI	S	Opponent	Score	RPI	S	Opponent	Score
2	A	Stanford	62 96	28	H	BYU	59 67	82	H	Northern Colo.	63 68	106	A	Idaho	63 70
								95	A	Washington St.	61 91	125	H	UT Arlington	73 80
												127	A	Loyola Marymount	58 66
												137	H	UC Davis	68 70
												158	H	Santa Clara	66 71
												167	A	Pepperdine	50 69
												191	N	North Dakota	97 100
												227	H	San Diego	68 57
												247	A	Sacramento St.	86 75
												293	N	Cal Poly	65 62
												306	H	San Jose St.	85 63
												321	N	North Dakota St.	75 42
LAST 12 Division I GAMES:															
28	H	BYU	59 67	167	A	Pepperdine	50 69								
227	H	San Diego	68 57	127	A	Loyola Marymount	58 66								
191	N	North Dakota	97 100	158	H	Santa Clara	66 71								
321	N	North Dakota St.	75 42	106	A	Idaho	63 70								
137	H	UC Davis	68 70	95	A	Washington St.	61 91								
247	A	Sacramento St.	86 75	125	H	UT Arlington	73 80								

Non-Div I Games:

San Francisco



Average RPI	Win:	291	WON-LOST	WINNING	LAST 10	STRENGTH OF	OPP. STRENGTH	TEAM	ADJ.	CONF.	ADJ CONF.
Average RPI	Loss:	147	RECORD	PCT. RANK	GAMES	SCHEDULE	OF SCHEDULE	RPI	RPI	RPI	RPI
DIV. I ONLY		1- 12		335	0-10	128	221	306	306	12	12
DIV. I NON-CONF.		1- 9		326	0- 0	144	220	314	314	11	11
-----											
TOTALS	RPI 1-25		RPI 26-50		W-L RECORDS	RPI 51-100		RPI 101-150		RPI 150+	
1- 12	0- 0		0- 0		OVERALL	0- 4		0- 3		1- 5	
1- 4	0- 0		0- 0		HOME	0- 1		0- 1		1- 2	
0- 8	0- 0		0- 0		AWAY	0- 3		0- 2		0- 3	
0- 0	0- 0		0- 0		NEUTRAL	0- 0		0- 0		0- 0	
1- 9	0- 0		0- 0		NON-CONFERENCE	0- 2		0- 3		1- 4	
1- 3	0- 0		0- 0		HOME	0- 1		0- 1		1- 1	
0- 6	0- 0		0- 0		AWAY	0- 1		0- 2		0- 3	
0- 0	0- 0		0- 0		NEUTRAL	0- 0		0- 0		0- 0	
0- 3	0- 0		0- 0		CONFERENCE	0- 2		0- 0		0- 1	
0- 1	0- 0		0- 0		HOME	0- 0		0- 0		0- 1	
0- 2	0- 0		0- 0		AWAY	0- 2		0- 0		0- 0	
0- 0	0- 0		0- 0		NEUTRAL	0- 0		0- 0		0- 0	

RPI 1-25				RPI 26-50				RPI 51-100				RPI 101+ Team's RPI: 306					
RPI	S	Opponent	Score	RPI	S	Opponent	Score	RPI	S	Opponent	Score	RPI	S	Opponent	Score		
								58	A	Boise St.	68	99	123	A	Col orado	64	76
								75	H	Paci fi c	67	91	131	H	UC I rvi ne	66	74
								92	A	Nebraska	63	96	148	A	Portl and St.	51	80
								96	A	Fresno St.	48	77	158	H	Santa Cl ara	56	62
													160	A	CSUN	40	76
													227	A	San Di ego	79	83
													243	A	San Franci sco	63	85
													252	H	Nevada	49	52
													291	H	CSU Bakersfi el d	82	72
LAST 12 Division I GAMES:																	
227	A	San Di ego	79	83	58	A	Boise St.	68	99	252	H	Nevada	49	52			
160	A	CSUN	40	76	96	A	Fresno St.	48	77	75	H	Paci fi c	67	91			
158	H	Santa Cl ara	56	62	291	H	CSU Bakersfi el d	82	72	148	A	Portl and St.	51	80			
92	A	Nebraska	63	96													
123	A	Col orado	64	76													
131	H	UC I rvi ne	66	74													

Non-Div I Games: San Fran. St. 66 73

San Jose St.

Average RPI Win:	226	WON-LOST	WINNING	LAST 10	STRENGTH OF	OPP. STRENGTH	TEAM	ADJ.	CONF.	ADJ CONF.
Average RPI Loss:	110	RECORD	PCT. RANK	GAMES	SCHEDULE	OF SCHEDULE	RPI	RPI	RPI	RPI

DIV. I ONLY	8- 7	151	4-6	152	200	158	158	7	7
DIV. I NON-CONF.	6- 4	125	0- 0	183	200	132	132	7	7
-----									
TOTALS	RPI 1-25	RPI 26-50	W-L RECORDS	RPI 51-100	RPI 101-150	RPI 150+			
8- 7	0- 0	0- 2	OVERALL	0- 2	2- 0	6- 3			
4- 3	0- 0	0- 1	HOME	0- 0	1- 0	3- 2			
4- 4	0- 0	0- 1	AWAY	0- 2	1- 0	3- 1			
0- 0	0- 0	0- 0	NEUTRAL	0- 0	0- 0	0- 0			
6- 4	0- 0	0- 1	NON-CONFERENCE	0- 2	1- 0	5- 1			
4- 1	0- 0	0- 0	HOME	0- 0	1- 0	3- 1			
2- 3	0- 0	0- 1	AWAY	0- 2	0- 0	2- 0			
0- 0	0- 0	0- 0	NEUTRAL	0- 0	0- 0	0- 0			
2- 3	0- 0	0- 1	CONFERENCE	0- 0	1- 0	1- 2			
0- 2	0- 0	0- 1	HOME	0- 0	0- 0	0- 1			
2- 1	0- 0	0- 0	AWAY	0- 0	1- 0	1- 1			
0- 0	0- 0	0- 0	NEUTRAL	0- 0	0- 0	0- 0			

RPI 1-25				RPI 26-50				RPI 51-100				RPI 101+			
RPI	S	Opponent	Score	RPI	S	Opponent	Score	RPI	S	Opponent	Score	RPI	S	Opponent	Score
28	H	BYU	44 54	44	54			61	A	Southern Cal i forni a	46 77	127	A	Loyol a Marymount	83 75
34	A	Oregon St.	31 82	31	82			96	A	Fresno St.	53 80	135	H	Missouri St.	77 73
												160	H	CSUN	38 53
												167	A	Pepperdi ne	48 74
												203	H	San Di ego St.	60 43
												211	A	Cal St. Fullerton	64 60
												227	H	San Di ego	49 57
												243	A	San Franci sco	71 66
												252	H	Nevada	56 48
												306	A	San Jose St.	62 56
												333	H	Grand Canyon	75 55
LAST 12 Division I GAMES:															
227	H	San Di ego	49 57	49	57			127	A	Loyol a Marymount	83 75	83	75		
28	H	BYU	44 54	44	54			167	A	Pepperdi ne	48 74	48	74		
333	H	Grand Canyon	75 55	75	55			243	A	San Franci sco	71 66	71	66		
306	A	San Jose St.	62 56	62	56			160	H	CSUN	38 53	38	53		
96	A	Fresno St.	53 80	53	80			135	H	Missouri St.	77 73	77	73		
34	A	Oregon St.	31 82	31	82			211	A	Cal St. Fullerton	64 60	64	60		

Non-Div I Games: Sonoma St. 98 38

Santa Clara

Average RPI Win:	314	WON-LOST	WINNING	LAST 10	STRENGTH OF	OPP. STRENGTH	TEAM	ADJ.	CONF.	ADJ CONF.
Average RPI Loss:	194	RECORD	PCT. RANK	GAMES	SCHEDULE	OF SCHEDULE	RPI	RPI	RPI	RPI
DIV. I ONLY	2- 8	306	2-8	351	148	337	337	32	32	
DIV. I NON-CONF.	0- 7	336	0- 0	291	112	346	346	32	32	
-----										
TOTALS	RPI 1-25	RPI 26-50	W-L RECORDS	RPI 51-100	RPI 101-150	RPI 150+				
2- 8	0- 0	0- 2	OVERALL	0- 0	0- 0	2- 6				
0- 3	0- 0	0- 0	HOME	0- 0	0- 0	0- 3				
2- 5	0- 0	0- 2	AWAY	0- 0	0- 0	2- 3				
0- 0	0- 0	0- 0	NEUTRAL	0- 0	0- 0	0- 0				
0- 7	0- 0	0- 2	NON-CONFERENCE	0- 0	0- 0	0- 5				
0- 3	0- 0	0- 0	HOME	0- 0	0- 0	0- 3				
0- 4	0- 0	0- 2	AWAY	0- 0	0- 0	0- 2				
0- 0	0- 0	0- 0	NEUTRAL	0- 0	0- 0	0- 0				
2- 1	0- 0	0- 0	CONFERENCE	0- 0	0- 0	2- 1				
0- 0	0- 0	0- 0	HOME	0- 0	0- 0	0- 0				
2- 1	0- 0	0- 0	AWAY	0- 0	0- 0	2- 1				
0- 0	0- 0	0- 0	NEUTRAL	0- 0	0- 0	0- 0				

RPI 1-25				RPI 26-50				RPI 51-100				RPI 101+ Team's RPI: 337			
RPI	S	Opponent	Score	RPI	S	Opponent	Score	RPI	S	Opponent	Score	RPI	S	Opponent	Score
				27	A	South Dakota St.	49 97					189	A	Ole Miss	51 74
				36	A	DePaul	61 124					218	H	Jacksonville	58 68
												221	H	Texas Southern	41 65
												258	A	Wichita St.	50 66
												280	H	Ga. Southern	71 82
												287	A	Coppin St.	76 70
												323	A	Morgan St.	47 63
												340	A	Florida A&M	54 50
LAST 12 Division I GAMES:															
				258	A	Wichita St.	50 66	340	A	Florida A&M	54 50				
				27	A	South Dakota St.	49 97	323	A	Morgan St.	47 63				
				189	A	Ole Miss	51 74	287	A	Coppin St.	76 70				
				221	H	Texas Southern	41 65	280	H	Ga. Southern	71 82				
				36	A	DePaul	61 124								
				218	H	Jacksonville	58 68								

Non-Div I Games: Carver 101 49 Wesleyan (GA) 155 26

Savannah St.

Average RPI Win:	0	WON-LOST	WINNING	LAST 10	STRENGTH OF	OPP. STRENGTH	TEAM	ADJ.	CONF.	ADJ CONF.
Average RPI Loss:	188	RECORD	PCT. RANK	GAMES	SCHEDULE	OF SCHEDULE	RPI	RPI	RPI	RPI
DIV. I ONLY	0- 16	347	0-10	166	311	335	335	30	30	
DIV. I NON-CONF.	0- 13	336	0- 0	100	278	319	319	30	30	
-----										
TOTALS	RPI 1-25	RPI 26-50	W-L RECORDS	RPI 51-100	RPI 101-150	RPI 150+				
0- 16	0- 0	0- 1	OVERALL	0- 3	0- 3	0- 9				
0- 8	0- 0	0- 0	HOME	0- 1	0- 0	0- 7				
0- 7	0- 0	0- 1	AWAY	0- 1	0- 3	0- 2				
0- 1	0- 0	0- 0	NEUTRAL	0- 1	0- 0	0- 0				
0- 13	0- 0	0- 1	NON-CONFERENCE	0- 3	0- 3	0- 6				
0- 5	0- 0	0- 0	HOME	0- 1	0- 0	0- 4				
0- 7	0- 0	0- 1	AWAY	0- 1	0- 3	0- 2				
0- 1	0- 0	0- 0	NEUTRAL	0- 1	0- 0	0- 0				
0- 3	0- 0	0- 0	CONFERENCE	0- 0	0- 0	0- 3				
0- 3	0- 0	0- 0	HOME	0- 0	0- 0	0- 3				
0- 0	0- 0	0- 0	AWAY	0- 0	0- 0	0- 0				
0- 0	0- 0	0- 0	NEUTRAL	0- 0	0- 0	0- 0				

RPI	S	Opponent	Score	RPI	S	Opponent	Score	RPI	S	Opponent	Score	RPI	S	Opponent	Score	Team's RPI: 335
43	A	Utah	62 89	56	N	Arizona	54 84	131	A	UC Irvine	60 65	137	A	UC Davis	59 76	
				75	A	Pacific	61 75	148	A	Portland St.	43 68	167	H	Pepperdine	64 78	
				100	H	Washington	58 69	211	H	Cal St. Fullerton	54 57	242	H	Northern Ariz.	58 65	
								252	A	Nevada	54 67	259	H	Utah Valley	55 58	
								265	A	Hawaii	51 67	291	H	CSU Bakersfield	60 70	
								293	H	Cal Poly	50 60	333	H	Grand Canyon	73 74	
-----																
LAST 12 Division I GAMES:																
293	H	Cal Poly	50 60	259	H	Utah Valley	55 58	333	H	Grand Canyon	73 74	291	H	CSU Bakersfield	60 70	
137	A	UC Davis	59 76	131	A	UC Irvine	60 65	252	A	Nevada	54 67	148	A	Portland St.	43 68	
75	A	Pacific	61 75	100	H	Washington	58 69									
167	H	Pepperdine	64 78	43	A	Utah	62 89									

Non-Div I Games:

Seattle U

Average RPI Win:	222	WON-LOST	WINNING	LAST 10	STRENGTH OF	OPP. STRENGTH	TEAM	ADJ.	CONF.	ADJ CONF.
Average RPI Loss:	52	RECORD	PCT. RANK	GAMES	SCHEDULE	OF SCHEDULE	RPI	RPI	RPI	RPI
DIV. I ONLY	11- 5	81	6-4	149	113	85	85	5	5	
DIV. I NON-CONF.	8- 3	72	0- 0	255	168	115	115	4	4	
<hr/>										
TOTALS	RPI 1-25	RPI 26-50	W-L RECORDS	RPI 51-100	RPI 101-150	RPI 150+				
11- 5	0- 2	0- 2	OVERALL	3- 0	1- 0	7- 1				
9- 0	0- 0	0- 0	HOME	2- 0	1- 0	6- 0				
1- 4	0- 2	0- 1	AWAY	1- 0	0- 0	0- 1				
1- 1	0- 0	0- 1	NEUTRAL	0- 0	0- 0	1- 0				
8- 3	0- 1	0- 2	NON-CONFERENCE	1- 0	0- 0	7- 0				
6- 0	0- 0	0- 0	HOME	0- 0	0- 0	6- 0				
1- 2	0- 1	0- 1	AWAY	1- 0	0- 0	0- 0				
1- 1	0- 0	0- 1	NEUTRAL	0- 0	0- 0	1- 0				
3- 2	0- 1	0- 0	CONFERENCE	2- 0	1- 0	0- 1				
3- 0	0- 0	0- 0	HOME	2- 0	1- 0	0- 0				
0- 2	0- 1	0- 0	AWAY	0- 0	0- 0	0- 1				
0- 0	0- 0	0- 0	NEUTRAL	0- 0	0- 0	0- 0				

RPI 1-25				RPI 26-50				RPI 51-100				RPI 101+			
RPI	S	Opponent	Score	RPI	S	Opponent	Score	RPI	S	Opponent	Score	RPI	S	Opponent	Score
7	A	UConn	61 99	33	N	Georgia Tech	73 84	71	H	Creighton	82 75	108	H	Providence	79 73
17	A	Butler	59 62	39	A	UCLA	62 78	89	A	Princeton	70 66	165	A	Xavier	62 63
								98	H	St. John's (NY)	77 67	261	H	UTSA	84 53
												273	H	Kennesaw St.	102 80
												278	H	UMass Lowell	90 57
												288	H	St. Francis Brooklyn	100 77
												319	H	Saint Peter's	90 47
												325	N	UNC Greensboro	71 64
												327	H	Wagner	95 40
<hr/>															
LAST 12 Division I GAMES:															
325	N	UNC Greensboro	71 64	108	H	Providence	79 73	71	H	Creighton	82 75	165	A	Xavier	62 63
33	N	Georgia Tech	73 84	71	H	Creighton	82 75	17	A	Butler	59 62	98	H	St. John's (NY)	77 67
7	A	UConn	61 99	39	A	UCLA	62 78								
319	H	Saint Peter's	90 47												
278	H	UMass Lowell	90 57												
288	H	St. Francis Brooklyn	100 77												

Non-Div I Games:

Seton Hall

Average RPI Win:	282	WON-LOST	WINNING	LAST 10	STRENGTH OF	OPP. STRENGTH	TEAM	ADJ.	CONF.	ADJ CONF.
Average RPI Loss:	181	RECORD	PCT. RANK	GAMES	SCHEDULE	OF SCHEDULE	RPI	RPI	RPI	RPI
DIV. I ONLY	7- 8	187	6-4	316	278	285	285	27	27	
DIV. I NON-CONF.	4- 7	228	1- 0	258	266	281	281	28	28	
-----										
TOTALS	RPI 1-25	RPI 26-50	W-L RECORDS	RPI 51-100	RPI 101-150	RPI 150+				
7- 8	0- 0	0- 0	OVERALL	0- 2	0- 0	7- 6				
4- 5	0- 0	0- 0	HOME	0- 2	0- 0	4- 3				
2- 2	0- 0	0- 0	AWAY	0- 0	0- 0	2- 2				
1- 1	0- 0	0- 0	NEUTRAL	0- 0	0- 0	1- 1				
4- 7	0- 0	0- 0	NON-CONFERENCE	0- 2	0- 0	4- 5				
2- 4	0- 0	0- 0	HOME	0- 2	0- 0	2- 2				
1- 2	0- 0	0- 0	AWAY	0- 0	0- 0	1- 2				
1- 1	0- 0	0- 0	NEUTRAL	0- 0	0- 0	1- 1				
3- 1	0- 0	0- 0	CONFERENCE	0- 0	0- 0	3- 1				
2- 1	0- 0	0- 0	HOME	0- 0	0- 0	2- 1				
1- 0	0- 0	0- 0	AWAY	0- 0	0- 0	1- 0				
0- 0	0- 0	0- 0	NEUTRAL	0- 0	0- 0	0- 0				

RPI 1-25				RPI 26-50				RPI 51-100				RPI 101+ Team's RPI: 285			
RPI	S	Opponent	Score	RPI	S	Opponent	Score	RPI	S	Opponent	Score	RPI	S	Opponent	Score
								66	H	Penn	51 58	156	N	Drexel	39 51
								67	H	Harvard	54 73	181	H	Massachusetts	64 59
												205	H	Ri der	52 55
												212	A	St. Bonaventure	58 74
												225	A	Howard	86 81
												231	H	Hofstra	50 57
												235	A	Sacred Heart	50 72
												272	H	Col gate	55 53
												274	H	Fla. Atlantic	66 70
												311	H	Iona	59 47
												319	A	Saint Peter's	84 57
												327	N	Wagner	74 71
												339	H	Manhattan	62 56
LAST 12 Division I GAMES:															
231	H	Hofstra	50 57	327	N	Wagner	74 71	205	H	Ri der	52 55				
181	H	Massachusetts	64 59	339	H	Manhattan	62 56	311	H	Iona	59 47				
212	A	St. Bonaventure	58 74	319	A	Saint Peter's	84 57	225	A	Howard	86 81				
274	H	Fla. Atlantic	66 70												
272	H	Col gate	55 53												
156	N	Drexel	39 51												

Non-Div I Games:

Siena

Average RPI	Win: 240	WON-LOST RECORD	WINNING PCT. RANK	LAST 10 GAMES	STRENGTH OF SCHEDULE	OPP. STRENGTH OF SCHEDULE	TEAM RPI	ADJ. RPI	CONF. RPI	ADJ CONF. RPI
Average RPI	Loss: 121									
DIV. I ONLY	10- 3	47	7-3	342	70	175	175	15	15	
DIV. I NON-CONF.	9- 0	1	1- 0	349	82	131	131	16	16	
-----										
TOTALS	RPI 1-25	RPI 26-50	W-L RECORDS	RPI 51-100	RPI 101-150	RPI 150+				
10- 3	0- 0	0- 0	OVERALL	0- 0	1- 3	9- 0				
3- 2	0- 0	0- 0	HOME	0- 0	0- 2	3- 0				
6- 1	0- 0	0- 0	AWAY	0- 0	1- 1	5- 0				
1- 0	0- 0	0- 0	NEUTRAL	0- 0	0- 0	1- 0				
9- 0	0- 0	0- 0	NON-CONFERENCE	0- 0	1- 0	8- 0				
3- 0	0- 0	0- 0	HOME	0- 0	0- 0	3- 0				
5- 0	0- 0	0- 0	AWAY	0- 0	1- 0	4- 0				
1- 0	0- 0	0- 0	NEUTRAL	0- 0	0- 0	1- 0				
1- 3	0- 0	0- 0	CONFERENCE	0- 0	0- 3	1- 0				
0- 2	0- 0	0- 0	HOME	0- 0	0- 2	0- 0				
1- 1	0- 0	0- 0	AWAY	0- 0	0- 1	1- 0				
0- 0	0- 0	0- 0	NEUTRAL	0- 0	0- 0	0- 0				

RPI 1-25				RPI 26-50				RPI 51-100				RPI 101+ Team's RPI: 175			
RPI	S	Opponent	Score	RPI	S	Opponent	Score	RPI	S	Opponent	Score	RPI	S	Opponent	Score
												112	A	Appalachian St.	63 71
												114	A	Alabama	72 67
												122	H	Arkansas St.	64 77
												128	H	Little Rock	42 65
												168	A	Southern U.	53 49
												186	N	New Mexico St.	68 67
												207	A	Coastal Caro.	88 78
												230	H	Southern Miss.	77 68
												263	H	Alabama St.	77 65
												271	H	ETSU	81 74
												314	A	Tennessee St.	78 56
												317	A	FIU	84 77
												326	A	Central Ark.	58 50
-----															
LAST 12 Division I GAMES:															
				186	N	New Mexico St.	68 67					317	A	FIU	84 77
				263	H	Alabama St.	77 65					128	H	Little Rock	42 65
				114	A	Alabama	72 67					122	H	Arkansas St.	64 77
				314	A	Tennessee St.	78 56					207	A	Coastal Caro.	88 78
				271	H	ETSU	81 74					112	A	Appalachian St.	63 71
				168	A	Southern U.	53 49					326	A	Central Ark.	58 50

Non-Div I Games: Faulkner 97 40 Spring Hill 75 57 South Alabama

Average RPI Win: 142 WON-LOST WINNING LAST 10 STRENGTH OF OPP. STRENGTH TEAM ADJ. CONF. ADJ CONF.  
Average RPI Loss: 19 RECORD PCT. RANK GAMES SCHEDULE OF SCHEDULE RPI RPI RPI RPI

DIV. I ONLY	12- 4	53	9-1	35	15	25	25	6	6
DIV. I NON-CONF.	8- 4	91	0- 1	33	20	48	48	6	6
TOTALS	RPI 1-25	RPI 26-50	W-L RECORDS	RPI 51-100	RPI 101-150	RPI 150+			
12- 4	0- 3	4- 1	OVERALL	1- 0	2- 0	5- 0			
7- 2	0- 2	1- 0	HOME	1- 0	2- 0	3- 0			
4- 0	0- 0	3- 0	AWAY	0- 0	0- 0	1- 0			
1- 2	0- 1	0- 1	NEUTRAL	0- 0	0- 0	1- 0			
8- 4	0- 3	2- 1	NON-CONFERENCE	1- 0	1- 0	4- 0			
5- 2	0- 2	1- 0	HOME	1- 0	1- 0	2- 0			
2- 0	0- 0	1- 0	AWAY	0- 0	0- 0	1- 0			
1- 2	0- 1	0- 1	NEUTRAL	0- 0	0- 0	1- 0			
4- 0	0- 0	2- 0	CONFERENCE	0- 0	1- 0	1- 0			
2- 0	0- 0	0- 0	HOME	0- 0	1- 0	1- 0			
2- 0	0- 0	2- 0	AWAY	0- 0	0- 0	0- 0			
0- 0	0- 0	0- 0	NEUTRAL	0- 0	0- 0	0- 0			

RPI	S	Opponent	Score	RPI	S	Opponent	Score	RPI	S	Opponent	Score	RPI	S	Opponent	Score
3	H	Baylor	69 94	34	N	Oregon St.	68 70	99	H	Dayton	65 55	112	H	Appalachian St.	80 50
14	N	Drake	85 90	38	A	Texas A&M	60 57					114	H	Alabama	62 59
23	H	Maryland	61 85	44	H	Clemson	69 57					202	H	Florida	71 40
				45	A	Purdue	82 73					208	H	Furman	66 53
				50	A	LSU	76 53					253	H	Temple	88 60
LAST 12 Division I GAMES:															
				38	A	Texas A&M	60 57	14	N	Drake	85 90				
				208	H	Furman	66 53	34	N	Oregon St.	68 70				
				253	H	Temple	88 60	50	A	LSU	76 53				
				45	A	Purdue	82 73	202	H	Florida	71 40				
				112	H	Appalachian St.	80 50	114	H	Alabama	62 59				
				3	H	Baylor	69 94	99	H	Dayton	65 55				

Non-Div I Games:

South Carolina



Average RPI Win:	302	WON-LOST	WINNING	LAST 10	STRENGTH OF	OPP. STRENGTH	TEAM	ADJ.	CONF.	ADJ CONF.
Average RPI Loss:	211	RECORD	PCT. RANK	GAMES	SCHEDULE	OF SCHEDULE	RPI	RPI	RPI	RPI

DIV. I ONLY	6- 9	224	5-5	348	262	315	315	32	32
DIV. I NON-CONF.	5- 7	206	1- 0	333	271	289	289	32	32
-----									
TOTALS	RPI 1-25	RPI 26-50	W-L RECORDS	RPI 51-100	RPI 101-150	RPI 150+			
6- 9	0- 0	0- 0	OVERALL	0- 2	0- 0	6- 7			
3- 2	0- 0	0- 0	HOME	0- 0	0- 0	3- 2			
3- 5	0- 0	0- 0	AWAY	0- 1	0- 0	3- 4			
0- 2	0- 0	0- 0	NEUTRAL	0- 1	0- 0	0- 1			
5- 7	0- 0	0- 0	NON-CONFERENCE	0- 2	0- 0	5- 5			
3- 1	0- 0	0- 0	HOME	0- 0	0- 0	3- 1			
2- 4	0- 0	0- 0	AWAY	0- 1	0- 0	2- 3			
0- 2	0- 0	0- 0	NEUTRAL	0- 1	0- 0	0- 1			
1- 2	0- 0	0- 0	CONFERENCE	0- 0	0- 0	1- 2			
0- 1	0- 0	0- 0	HOME	0- 0	0- 0	0- 1			
1- 1	0- 0	0- 0	AWAY	0- 0	0- 0	1- 1			
0- 0	0- 0	0- 0	NEUTRAL	0- 0	0- 0	0- 0			

RPI 1-25				RPI 26-50				RPI 51-100				RPI 101+ Team's RPI: 315			
RPI	S	Opponent	Score	RPI	S	Opponent	Score	RPI	S	Opponent	Score	RPI	S	Opponent	Score
								56	A	Arizona	32 73	151	A	Radford	31 61
								91	N	Wake Forest	44 58	196	N	East Carolina	63 71
												207	A	Coastal Caro.	44 57
												234	H	UNLV	58 49
												266	H	N. C. A&T	44 58
												287	A	Coppin St.	75 59
												302	H	Winthrop	50 58
												307	A	Col. of Charleston	51 75
												309	A	Presbyteri an	57 48
												318	H	USC Upstate	71 66
												320	A	Western Caro.	54 39
												323	A	Morgan St.	51 62
												343	H	Charleston So.	67 58
LAST 12 Division I GAMES:															
196	N	East Carolina	63 71	234	H	UNLV	58 49								
91	N	Wake Forest	44 58	287	A	Coppin St.	75 59								
302	H	Winthrop	50 58	323	A	Morgan St.	51 62								
318	H	USC Upstate	71 66	266	H	N. C. A&T	44 58								
56	A	Arizona	32 73	320	A	Western Caro.	54 39								
309	A	Presbyteri an	57 48	343	H	Charleston So.	67 58								

Non-Div I Games: Voorhees 88 61 UNKNOWN 67 51

South Carolina St.

Average RPI Win:	154	WON-LOST	WINNING	LAST 10	STRENGTH OF	OPP. STRENGTH	TEAM	ADJ.	CONF.	ADJ CONF.
Average RPI Loss:	64	RECORD	PCT. RANK	GAMES	SCHEDULE	OF SCHEDULE	RPI	RPI	RPI	RPI

DIV. I ONLY	13- 3	30	8-2	96	39	21	21	18	18
DIV. I NON-CONF.	10- 2	37	0- 0	49	8	13	13	15	15
-----									
TOTALS	RPI 1-25	RPI 26-50	W-L RECORDS	RPI 51-100	RPI 101-150	RPI 150+			
13- 3	1- 2	3- 0	OVERALL	1- 0	2- 0	6- 1			
5- 0	1- 0	2- 0	HOME	0- 0	0- 0	2- 0			
5- 2	0- 1	1- 0	AWAY	1- 0	1- 0	2- 1			
3- 1	0- 1	0- 0	NEUTRAL	0- 0	1- 0	2- 0			
10- 2	1- 2	2- 0	NON-CONFERENCE	1- 0	2- 0	4- 0			
3- 0	1- 0	1- 0	HOME	0- 0	0- 0	1- 0			
4- 1	0- 1	1- 0	AWAY	1- 0	1- 0	1- 0			
3- 1	0- 1	0- 0	NEUTRAL	0- 0	1- 0	2- 0			
3- 1	0- 0	1- 0	CONFERENCE	0- 0	0- 0	2- 1			
2- 0	0- 0	1- 0	HOME	0- 0	0- 0	1- 0			
1- 1	0- 0	0- 0	AWAY	0- 0	0- 0	1- 1			
0- 0	0- 0	0- 0	NEUTRAL	0- 0	0- 0	0- 0			

RPI 1-25	Team's RPI: 21	RPI 26-50	RPI 51-100	RPI 101+
RPI S Opponent Score	RPI S Opponent Score	RPI S Opponent Score	RPI S Opponent Score	RPI S Opponent Score
10 H Iowa St. 64 59	27 H South Dakota St. 105 98	71 A Creighton 77 65	127 N Loyola Marymount 67 40	
14 A Drake 64 76	35 A Missouri 74 61		135 A Missouri St. 85 74	
16 N Indiana 60 68	42 H Green Bay 55 49		154 A Montana 64 41	
			161 A Denver 99 104	
			180 N Grambling 67 53	
			258 N Wichita St. 73 64	
			304 H Incarnate Word 96 43	
			321 A North Dakota St. 67 41	
			336 H Purdue Fort Wayne 69 51	
LAST 12 Division I GAMES:				
127 N Loyola Marymount 67 40	336 H Purdue Fort Wayne 69 51			
180 N Grambling 67 53	27 H South Dakota St. 105 98			
35 A Missouri 74 61	161 A Denver 99 104			
135 A Missouri St. 85 74	321 A North Dakota St. 67 41			
42 H Green Bay 55 49	16 N Indiana 60 68			
10 H Iowa St. 64 59	154 A Montana 64 41			

Non-Div I Games: Bellevue 79 40 St. Mary (NE) 112 52

South Dakota

Average RPI	Win: 141	WON-LOST	WINNING	LAST 10	STRENGTH OF	OPP. STRENGTH	TEAM	ADJ.	CONF.	ADJ CONF.
Average RPI	Loss: 24	RECORD	PCT. RANK	GAMES	SCHEDULE	OF SCHEDULE	RPI	RPI	RPI	RPI
DIV. I ONLY	12- 6	86	7-3	31	24	27	27	18	18	
DIV. I NON-CONF.	8- 5	120	0- 0	11	6	18	18	15	15	
-----										
TOTALS	RPI 1-25	RPI 26-50	W-L RECORDS	RPI 51-100	RPI 101-150	RPI 150+				
12- 6	2- 4	1- 1	OVERALL	2- 1	2- 0	5- 0				
7- 1	1- 1	1- 0	HOME	2- 0	0- 0	3- 0				
5- 3	1- 2	0- 0	AWAY	0- 1	2- 0	2- 0				
0- 2	0- 1	0- 1	NEUTRAL	0- 0	0- 0	0- 0				
8- 5	2- 3	1- 1	NON-CONFERENCE	2- 1	2- 0	1- 0				
5- 1	1- 1	1- 0	HOME	2- 0	0- 0	1- 0				
3- 2	1- 1	0- 0	AWAY	0- 1	2- 0	0- 0				
0- 2	0- 1	0- 1	NEUTRAL	0- 0	0- 0	0- 0				
4- 1	0- 1	0- 0	CONFERENCE	0- 0	0- 0	4- 0				
2- 0	0- 0	0- 0	HOME	0- 0	0- 0	2- 0				
2- 1	0- 1	0- 0	AWAY	0- 0	0- 0	2- 0				
0- 0	0- 0	0- 0	NEUTRAL	0- 0	0- 0	0- 0				

RPI 1-25				RPI 26-50				Team's RPI: 27				RPI 51-100				RPI 101+			
RPI	S	Opponent	Score	RPI	S	Opponent	Score	RPI	S	Opponent	Score	RPI	S	Opponent	Score	RPI	S	Opponent	Score
3	N	Baylor	66 72	37	N	Buffalo	55 61	65	A	Wyoming	70 77	110	A	Montana St.	88 67				
5	H	Oregon	79 87	42	H	Green Bay	77 47	71	H	Creighton	74 48	132	A	Chattanooga	71 54				
13	A	Marquette	52 91					88	H	FGCU	80 62	159	H	Oral Roberts	68 55				
14	H	Drake	80 71									161	H	Denver	76 59				
18	A	Central Mich.	80 71									229	A	Western Ill.	93 84				
21	A	South Dakota	98 105									336	A	Purdue Fort Wayne	85 52				
												337	H	Savannah St.	97 49				
-----																			
LAST 12 Division I GAMES:																			
65	A	Wyoming	70 77	159	H	Oral Roberts	68 55												
110	A	Montana St.	88 67	161	H	Denver	76 59												
337	H	Savannah St.	97 49	21	A	South Dakota	98 105												
5	H	Oregon	79 87	336	A	Purdue Fort Wayne	85 52												
14	H	Drake	80 71	229	A	Western Ill.	93 84												
132	A	Chattanooga	71 54	42	H	Green Bay	77 47												

Non-Div I Games:

South Dakota St.

Average RPI Win: 206		WON-LOST RECORD	WINNING PCT. RANK	LAST 10 GAMES	STRENGTH OF SCHEDULE	OPP. STRENGTH OF SCHEDULE	TEAM RPI	ADJ. RPI	CONF. RPI	ADJ CONF. RPI
Loss: 48										
DIV. I ONLY		10- 7	120	5-5	187	17	147	147	9	9
DIV. I NON-CONF.		9- 5	105	0- 0	264	15	161	161	9	9
TOTALS		RPI 1-25	RPI 26-50	W-L RECORDS		RPI 51-100	RPI 101-150	RPI 150+		
10- 7	0- 2		1- 3	OVERALL		0- 1	1- 1	8- 0		
7- 1	0- 1		0- 0	HOME		0- 0	0- 0	7- 0		
2- 2	0- 1		0- 1	AWAY		0- 0	1- 0	1- 0		
1- 4	0- 0		1- 2	NEUTRAL		0- 1	0- 1	0- 0		
9- 5	0- 0		1- 3	NON-CONFERENCE		0- 1	1- 1	7- 0		
7- 0	0- 0		0- 0	HOME		0- 0	0- 0	7- 0		
1- 1	0- 0		0- 1	AWAY		0- 0	1- 0	0- 0		
1- 4	0- 0		1- 2	NEUTRAL		0- 1	0- 1	0- 0		
1- 2	0- 2		0- 0	CONFERENCE		0- 0	0- 0	1- 0		
0- 1	0- 1		0- 0	HOME		0- 0	0- 0	0- 0		
1- 1	0- 1		0- 0	AWAY		0- 0	0- 0	1- 0		
0- 0	0- 0		0- 0	NEUTRAL		0- 0	0- 0	0- 0		

RPI 1-25					RPI 26-50					RPI 51-100					RPI 101+ Team' s RPI: 147				
RPI	S	Opponent	Score		RPI	S	Opponent	Score		RPI	S	Opponent	Score		RPI	S	Opponent	Score	
7	A	UConn	46	63	31	N	Kentucky	63	85	71	N	Creighton	76	83	104	A	Ohio St.	71	47
19	H	UCF	49	62	39	N	UCLA	60	56						113	N	Virginia	67	74
					46	N	North Carolina	69	71						153	H	Oklahoma	87	70
					50	A	LSU	49	78						180	H	Grambling	67	50
															187	H	George Washington	63	30
															251	H	Bethune-Cookman	88	39
															253	A	Temple	63	53
															296	H	Albany (NY)	74	37
															297	H	Vermont	102	55
															299	H	New Hampshire	79	36
LAST 12 Division I GAMES:																			
					71	N	Creighton	76	83	7	A	UConn	46	63					
					297	H	Vermont	102	55	19	H	UCF	49	62					
					180	H	Grambling	67	50	253	A	Temple	63	53					
					187	H	George Washington	63	30	50	A	LSU	49	78					
					299	H	New Hampshire	79	36	113	N	Virginia	67	74					
					39	N	UCLA	60	56	46	N	North Carolina	69	71					

Non-Div I Games:

South Fla.

Average RPI	Win: 285	WON-LOST	WINNING	LAST 10	STRENGTH OF	OPP. STRENGTH	TEAM	ADJ.	CONF.	ADJ CONF.
Average RPI	Loss: 163	RECORD	PCT. RANK	GAMES	SCHEDULE	OF SCHEDULE	RPI	RPI	RPI	RPI
DIV. I ONLY	5- 8	231	6-4	202	333	228	228	21	21	
DIV. I NON-CONF.	3- 6	241	0- 0	164	309	220	220	20	20	
-----										
TOTALS	RPI 1-25	RPI 26-50	W-L RECORDS	RPI 51-100	RPI 101-150	RPI 150+				
5- 8	0- 1	0- 0	OVERALL	0- 0	0- 2	5- 5				
2- 3	0- 0	0- 0	HOME	0- 0	0- 2	2- 1				
3- 4	0- 1	0- 0	AWAY	0- 0	0- 0	3- 3				
0- 1	0- 0	0- 0	NEUTRAL	0- 0	0- 0	0- 1				
3- 6	0- 1	0- 0	NON-CONFERENCE	0- 0	0- 1	3- 4				
1- 1	0- 0	0- 0	HOME	0- 0	0- 1	1- 0				
2- 4	0- 1	0- 0	AWAY	0- 0	0- 0	2- 3				
0- 1	0- 0	0- 0	NEUTRAL	0- 0	0- 0	0- 1				
2- 2	0- 0	0- 0	CONFERENCE	0- 0	0- 1	2- 1				
1- 2	0- 0	0- 0	HOME	0- 0	0- 1	1- 1				
1- 0	0- 0	0- 0	AWAY	0- 0	0- 0	1- 0				
0- 0	0- 0	0- 0	NEUTRAL	0- 0	0- 0	0- 0				

RPI 1-25				RPI 26-50				RPI 51-100				RPI 101+ Team's RPI: 228			
RPI	S	Opponent	Score	RPI	S	Opponent	Score	RPI	S	Opponent	Score	RPI	S	Opponent	Score
9	A	Mississippi St.	53 88									124	H	UT Martin	73 80
												146	H	Indiana St.	51 62
												166	A	Southern Ill.	40 60
												171	A	Bradley	79 85
												172	N	North Ala.	67 80
												210	A	SIUE	62 52
												229	H	Western Ill.	81 71
												249	H	Murray St.	59 64
												268	A	Memphis	57 69
												310	A	NJIT	68 58
												334	H	Austin Peay	64 54
												344	A	Evansville	54 50
LAST 12 Division I GAMES:															
344	A	Evansville	54 50	249	H	Murray St.	59 64								
146	H	Indiana St.	51 62	334	H	Austin Peay	64 54								
310	A	NJIT	68 58	124	H	UT Martin	73 80								
172	N	North Ala.	67 80	210	A	SIUE	62 52								
229	H	Western Ill.	81 71	268	A	Memphis	57 69								
166	A	Southern Ill.	40 60	171	A	Bradley	79 85								

Non-Div I Games: Ill.-Springfield 82 46 Harris-Stowe 80 65

Southeast Mo. St.

Average RPI Win:	288	WON-LOST	WINNING	LAST 10	STRENGTH OF	OPP. STRENGTH	TEAM	ADJ.	CONF.	ADJ CONF.
Average RPI Loss:	142	RECORD	PCT. RANK	GAMES	SCHEDULE	OF SCHEDULE	RPI	RPI	RPI	RPI
DIV. I ONLY	6- 6	166	4-6	286	273	217	217	26	26	
DIV. I NON-CONF.	4- 5	190	0- 0	305	277	230	230	22	22	
-----										
TOTALS	RPI 1-25	RPI 26-50	W-L RECORDS	RPI 51-100	RPI 101-150	RPI 150+				
6- 6	0- 0	0- 1	OVERALL	0- 1	0- 2	6- 2				
3- 2	0- 0	0- 0	HOME	0- 1	0- 0	3- 1				
3- 4	0- 0	0- 1	AWAY	0- 0	0- 2	3- 1				
0- 0	0- 0	0- 0	NEUTRAL	0- 0	0- 0	0- 0				
4- 5	0- 0	0- 1	NON-CONFERENCE	0- 0	0- 2	4- 2				
1- 1	0- 0	0- 0	HOME	0- 0	0- 0	1- 1				
3- 4	0- 0	0- 1	AWAY	0- 0	0- 2	3- 1				
0- 0	0- 0	0- 0	NEUTRAL	0- 0	0- 0	0- 0				
2- 1	0- 0	0- 0	CONFERENCE	0- 1	0- 0	2- 0				
2- 1	0- 0	0- 0	HOME	0- 1	0- 0	2- 0				
0- 0	0- 0	0- 0	AWAY	0- 0	0- 0	0- 0				
0- 0	0- 0	0- 0	NEUTRAL	0- 0	0- 0	0- 0				

RPI 1-25				RPI 26-50				RPI 51-100				RPI 101+ Team's RPI: 217			
RPI	S	Opponent	Score	RPI	S	Opponent	Score	RPI	S	Opponent	Score	RPI	S	Opponent	Score
				50	A	LSU	52 72	53	H	SFA	51 62	114	A	Al abama	40 88
												149	A	Loui si ana Tech	53 72
												169	H	Abi lene Chri sti an	74 71
												230	H	Southern Mi ss.	52 59
												239	A	SMU	63 62
												255	A	Al abama A&M	48 51
												312	H	La. -Monroe	49 42
												326	H	Central Ark.	62 53
												331	A	Jackson St.	50 45
												351	A	Al corn	77 59
LAST 12 Division I GAMES:															
312	H	La. -Monroe	49 42	169	H	Abi lene Chri sti an	74 71	326	H	Central Ark.	62 53	53	H	SFA	51 62
255	A	Al abama A&M	48 51	50	A	LSU	52 72	230	H	Southern Mi ss.	52 59	114	A	Al abama	40 88
149	A	Loui si ana Tech	53 72	239	A	SMU	63 62								
331	A	Jackson St.	50 45												
239	A	SMU	63 62												
351	A	Al corn	77 59												

Non-Div I Games: Mobile 70 57 Xavier (LA) 47 59

Southeastern La.

Average RPI	Win:	191	WON-LOST	WINNING	LAST 10	STRENGTH OF	OPP. STRENGTH	TEAM	ADJ.	CONF.	ADJ CONF.
Average RPI	Loss:	24	RECORD	PCT. RANK	GAMES	SCHEDULE	OF SCHEDULE	RPI	RPI	RPI	RPI
DIV. I ONLY		10- 6		102	4-6	61	44	61	61	2	2
DIV. I NON-CONF.		10- 1		19	0- 0	197	153	34	34	2	2
-----											
TOTALS	RPI 1-25		RPI 26-50		W-L RECORDS	RPI 51-100		RPI 101-150		RPI 150+	
10- 6	0- 3		0- 3		OVERALL	1- 0		2- 0		7- 0	
5- 3	0- 1		0- 2		HOME	1- 0		0- 0		4- 0	
4- 3	0- 2		0- 1		AWAY	0- 0		1- 0		3- 0	
1- 0	0- 0		0- 0		NEUTRAL	0- 0		1- 0		0- 0	
10- 1	0- 0		0- 1		NON-CONFERENCE	1- 0		2- 0		7- 0	
5- 0	0- 0		0- 0		HOME	1- 0		0- 0		4- 0	
4- 1	0- 0		0- 1		AWAY	0- 0		1- 0		3- 0	
1- 0	0- 0		0- 0		NEUTRAL	0- 0		1- 0		0- 0	
0- 5	0- 3		0- 2		CONFERENCE	0- 0		0- 0		0- 0	
0- 3	0- 1		0- 2		HOME	0- 0		0- 0		0- 0	
0- 2	0- 2		0- 0		AWAY	0- 0		0- 0		0- 0	
0- 0	0- 0		0- 0		NEUTRAL	0- 0		0- 0		0- 0	

RPI	S	Opponent	Score	RPI	S	Opponent	Score	RPI	S	Opponent	Score	RPI	S	Opponent	Score
2	A	Stanford	64 72	34	H	Oregon St.	52 76	96	H	Fresno St.	62 61	125	A	UT Arlington	73 61
5	H	Oregon	53 93	38	A	Texas A&M	51 71					142	N	Utah St.	55 46
24	A	Cal i forni a	59 66	39	H	UCLA	65 72					158	H	Santa Clara	77 46
												160	H	CSUN	58 42
												209	H	UC Ri versi de	73 55
												215	A	Long Beach St.	86 50
												234	A	UNLV	86 72
												252	A	Nevada	72 51
												316	H	UC Santa Barbara	82 39
-----															
Team's RPI: 61															
LAST 12 Division I GAMES:															
125	A	UT Arlington	73 61	34	H	Oregon St.	52 76	5	H	Oregon	53 93	24	A	Cal i forni a	59 66
38	A	Texas A&M	51 71	5	H	Oregon	53 93	2	A	Stanford	64 72	39	H	UCLA	65 72
160	H	CSUN	58 42	24	A	Cal i forni a	59 66	142	N	Utah St.	55 46				
234	A	UNLV	86 72	2	A	Stanford	64 72								
96	H	Fresno St.	62 61	39	H	UCLA	65 72								
252	A	Nevada	72 51												

Non-Di v I Games:

Southern Cal i forni a

Average RPI Win:	208	WON-LOST	WINNING	LAST 10	STRENGTH OF	OPP. STRENGTH	TEAM	ADJ.	CONF.	ADJ CONF.
Average RPI Loss:	120	RECORD	PCT. RANK	GAMES	SCHEDULE	OF SCHEDULE	RPI	RPI	RPI	RPI
DIV. I ONLY	8- 6	125	6-4	203	124	166	166	13	13	
DIV. I NON-CONF.	7- 4	109	0- 0	145	97	88	88	14	14	
-----										
TOTALS	RPI 1-25	RPI 26-50	W-L RECORDS	RPI 51-100	RPI 101-150	RPI 150+				
8- 6	0- 1	0- 0	OVERALL	0- 0	3- 4	5- 1				
6- 1	0- 0	0- 0	HOME	0- 0	2- 1	4- 0				
1- 4	0- 0	0- 0	AWAY	0- 0	0- 3	1- 1				
1- 1	0- 1	0- 0	NEUTRAL	0- 0	1- 0	0- 0				
7- 4	0- 1	0- 0	NON-CONFERENCE	0- 0	3- 2	4- 1				
5- 0	0- 0	0- 0	HOME	0- 0	2- 0	3- 0				
1- 3	0- 0	0- 0	AWAY	0- 0	0- 2	1- 1				
1- 1	0- 1	0- 0	NEUTRAL	0- 0	1- 0	0- 0				
1- 2	0- 0	0- 0	CONFERENCE	0- 0	0- 2	1- 0				
1- 1	0- 0	0- 0	HOME	0- 0	0- 1	1- 0				
0- 1	0- 0	0- 0	AWAY	0- 0	0- 1	0- 0				
0- 0	0- 0	0- 0	NEUTRAL	0- 0	0- 0	0- 0				

RPI 1-25				RPI 26-50				RPI 51-100				RPI 101+				Team's RPI: 166
RPI	S	Opponent	Score	RPI	S	Opponent	Score	RPI	S	Opponent	Score	RPI	S	Opponent	Score	
15	N	Arizona St.	38 <b>82</b>									102	A	Western Ky.	76 <b>83</b>	
												107	N	Hartford	72 50	
												115	H	Northern Ill.	82 73	
												124	A	UT Martin	94 <b>95</b>	
												135	A	Missouri St.	51 <b>66</b>	
												136	H	IUPUI	78 73	
												146	H	Indiana St.	58 <b>61</b>	
												197	A	Saint Louis	58 <b>62</b>	
												220	H	Eastern Ill.	73 59	
												228	H	Southeast Mo. St.	60 40	
												249	A	Murray St.	65 59	
												262	H	Marshall	58 49	
												344	H	Evansville	67 47	
-----																
LAST 12 Division I GAMES:																
220	H	Eastern Ill.	73 59	135	A	Missouri St.	51 <b>66</b>									
115	H	Northern Ill.	82 73	146	H	Indiana St.	58 <b>61</b>									
197	A	Saint Louis	58 <b>62</b>	344	H	Evansville	67 47									
15	N	Arizona St.	38 <b>82</b>	136	H	IUPUI	78 73									
107	N	Hartford	72 50	249	A	Murray St.	65 59									
102	A	Western Ky.	76 <b>83</b>	262	H	Marshall	58 49									

Non-Div I Games:

Southern Ill.



Average RPI Win: 260

Average RPI Loss: 128

WON-LOST  
RECORDWINNING  
PCT. RANKLAST 10  
GAMESSTRENGTH OF  
SCHEDULEOPP. STRENGTH  
OF SCHEDULETEAM  
RPIADJ.  
RPICONF.  
RPIADJ CONF.  
RPIDIV. I ONLY  
DIV. I NON-CONF.6- 9  
6- 5224  
1433-7  
0- 0132  
251325  
291230  
236230  
23616  
1916  
19

TOTALS

RPI 1-25

RPI 26-50

W-L RECORDS

RPI 51-100

RPI 101-150

RPI 150+

6- 9 0- 1  
5- 5 0- 1  
1- 4 0- 0  
0- 0 0- 00- 0  
0- 0  
0- 0  
0- 0OVERALL  
HOME  
AWAY  
NEUTRAL0- 2  
0- 0  
0- 2  
0- 00- 2  
0- 0  
0- 0  
0- 06- 4  
5- 2  
1- 2  
0- 06- 5 0- 1  
5- 3 0- 1  
1- 2 0- 0  
0- 0 0- 00- 0  
0- 0  
0- 0  
0- 0NON-CONFERENCE  
HOME  
AWAY  
NEUTRAL0- 1  
0- 0  
0- 1  
0- 00- 1  
0- 1  
0- 0  
0- 06- 2  
5- 1  
1- 1  
0- 00- 4 0- 0  
0- 2 0- 0  
0- 2 0- 0  
0- 0 0- 00- 0  
0- 0  
0- 0  
0- 0CONFERENCE  
HOME  
AWAY  
NEUTRAL0- 1  
0- 0  
0- 1  
0- 00- 1  
0- 1  
0- 0  
0- 00- 2  
0- 1  
0- 1  
0- 0

RPI 1-25

RPI 26-50

RPI 51-100

RPI 101+

Team's RPI: 230

RPI S Opponent Score  
9 H Mississippi St. 42 86

RPI S Opponent Score

RPI S Opponent Score  
62 A Middle Tenn. 49 66  
74 A Tulane 54 71RPI S Opponent Score  
118 H Rice 47 58  
126 H Houston 44 61  
170 A UAB 60 71  
175 A South Alabama 68 77  
180 H Grambling 68 47  
200 H North Texas 48 62  
214 H Sam Houston St. 61 65  
216 H Samford 76 40  
217 A Southeastern La. 59 52  
269 H Mississippi Val. 67 60  
329 H Northwestern St. 69 54  
351 H Alcorn 66 47

LAST 12 Division I GAMES:

217	A	Southeastern La.	59	52	170	A	UAB	60	71
9	H	Mississippi St.	42	86	62	A	Middle Tenn.	49	66
351	H	Alcorn	66	47	200	H	North Texas	48	62
74	A	Tulane	54	71	118	H	Rice	47	58
329	H	Northwestern St.	69	54	126	H	Houston	44	61
214	H	Sam Houston St.	61	65	269	H	Mississippi Val.	67	60

Non-Div I Games: William Carey 74 48 Blue Mountain (MS) 84 38

Southern Miss.

Loss, Non-Conf, S Site, H Home A Away N Neutral

Average RPI	Win:	244	WON-LOST	WINNING	LAST 10	STRENGTH OF	OPP. STRENGTH	TEAM	ADJ.	CONF.	ADJ CONF.
Average RPI	Loss:	87	RECORD	PCT. RANK	GAMES	SCHEDULE	OF SCHEDULE	RPI	RPI	RPI	RPI
DIV. I ONLY		3- 8		280	4-6	56	106	168	168	29	29
DIV. I NON-CONF.		0- 7		336	0- 0	2	49	166	166	26	26
-----											
TOTALS	RPI 1-25		RPI 26-50		W-L RECORDS	RPI 51-100		RPI 101-150		RPI 150+	
3- 8	0- 2		0- 1		OVERALL	0- 2		0- 1		3- 2	
1- 2	0- 0		0- 0		HOME	0- 0		0- 0		1- 2	
2- 6	0- 2		0- 1		AWAY	0- 2		0- 1		2- 0	
0- 0	0- 0		0- 0		NEUTRAL	0- 0		0- 0		0- 0	
0- 7	0- 2		0- 1		NON-CONFERENCE	0- 2		0- 1		0- 1	
0- 1	0- 0		0- 0		HOME	0- 0		0- 0		0- 1	
0- 6	0- 2		0- 1		AWAY	0- 2		0- 1		0- 0	
0- 0	0- 0		0- 0		NEUTRAL	0- 0		0- 0		0- 0	
3- 1	0- 0		0- 0		CONFERENCE	0- 0		0- 0		3- 1	
1- 1	0- 0		0- 0		HOME	0- 0		0- 0		1- 1	
2- 0	0- 0		0- 0		AWAY	0- 0		0- 0		2- 0	
0- 0	0- 0		0- 0		NEUTRAL	0- 0		0- 0		0- 0	

RPI 1-25				RPI 26-50				RPI 51-100				RPI 101+ Team's RPI: 168			
RPI	S	Opponent	Score	RPI	S	Opponent	Score	RPI	S	Opponent	Score	RPI	S	Opponent	Score
3	A	Baylor	49 94	31	A	Kentucky	41 91	59	A	Michigan	35 76	140	A	Texas Tech	58 76
15	A	Arizona St.	47 69					77	A	TCU	40 69	175	H	South Alabama	49 53
												180	A	Grambling	86 81
												193	H	Prairie View	54 55
												221	H	Texas Southern	63 61
												331	A	Jackson St.	76 74
LAST 12 Division I GAMES:															
140	A	Texas Tech	58 76	331	A	Jackson St.	76 74								
77	A	TCU	40 69	180	A	Grambling	86 81								
15	A	Arizona St.	47 69	221	H	Texas Southern	63 61								
175	H	South Alabama	49 53	193	H	Prairie View	54 55								
3	A	Baylor	49 94	59	A	Michigan	35 76								
31	A	Kentucky	41 91												

Non-Div I Games: Dillard 61 63 Wiley 89 58 Louisiana Col. 77 53 Millsaps 71 36 Southern U.

Average RPI Win:	217	WON-LOST	WINNING	LAST 10
Average RPI Loss:	136	RECORD	PCT. RANK	GAMES

DIV. I ONLY	5- 9	240	4-6	111	256	199	199	14	14
DIV. I NON-CONF.	3- 6	241	0- 1	39	299	195	195	12	12
TOTALS	RPI 1-25	RPI 26-50	W-L RECORDS	RPI 51-100	RPI 101-150	RPI 150+			
5- 9	0- 0	1- 0	OVERALL	0- 1	0- 4	4- 4			
4- 2	0- 0	1- 0	HOME	0- 0	0- 1	3- 1			
1- 7	0- 0	0- 0	AWAY	0- 1	0- 3	1- 3			
0- 0	0- 0	0- 0	NEUTRAL	0- 0	0- 0	0- 0			
3- 6	0- 0	1- 0	NON-CONFERENCE	0- 1	0- 2	2- 3			
3- 1	0- 0	1- 0	HOME	0- 0	0- 0	2- 1			
0- 5	0- 0	0- 0	AWAY	0- 1	0- 2	0- 2			
0- 0	0- 0	0- 0	NEUTRAL	0- 0	0- 0	0- 0			
2- 3	0- 0	0- 0	CONFERENCE	0- 0	0- 2	2- 1			
1- 1	0- 0	0- 0	HOME	0- 0	0- 1	1- 0			
1- 2	0- 0	0- 0	AWAY	0- 0	0- 1	1- 1			
0- 0	0- 0	0- 0	NEUTRAL	0- 0	0- 0	0- 0			

RPI 1-25				RPI 26-50				RPI 51-100				RPI 101+				Team's RPI: 199	
RPI	S	Opponent	Score	RPI	S	Opponent	Score	RPI	S	Opponent	Score	RPI	S	Opponent	Score		
				28	H	BYU	67 64	58	A	Boi se St.	53 88	101	H	Idaho St.	57 69		
												110	A	Montana St.	64 69		
												131	A	UC Irvine	58 75		
												137	A	UC Davi s	45 68		
												154	A	Montana	57 79		
												159	A	Oral Roberts	59 64		
												161	H	Denver	70 71		
												209	A	UC Ri versi de	50 56		
												227	H	San Di ego	69 59		
												242	A	Northern Ari z.	82 76		
												259	H	Utah Valley	60 59		
												330	H	Weber St.	84 79		
LAST 12 Division I GAMES:																	
				58	A	Boi se St.	53 88	209	A	UC Ri versi de	50 56						
				161	H	Denver	70 71	242	A	Northern Ari z.	82 76						
				259	H	Utah Valley	60 59	330	H	Weber St.	84 79						
				159	A	Oral Roberts	59 64	101	H	Idaho St.	57 69						
				28	H	BYU	67 64	154	A	Montana	57 79						
				137	A	UC Davi s	45 68	110	A	Montana St.	64 69						

Southern Utah

Average RPI Win:

267

Average RPI Loss:

129

WON-LOST

RECORD

WINNING

PCT. RANK

LAST 10

GAMES

STRENGTH OF

SCHEDULE

OPP. STRENGTH

OF SCHEDULE

TEAM

RPI

ADJ.

RPI

CONF.

RPI

ADJ CONF.

RPI

DIV. I ONLY

4- 12

292

2-8

77

252

212

212

17

17

DIV. I NON-CONF.

3- 10

278

0- 0

55

251

215

215

17

17

TOTALS

RPI 1-25

RPI 26-50

W-L RECORDS

RPI 51-100

RPI 101-150

RPI 150+

4- 12

0- 0

0- 1

OVERALL

0- 5

0- 1

4- 5

2- 4

0- 0

0- 0

HOME

0- 2

0- 1

2- 1

2- 7

0- 0

0- 1

AWAY

0- 2

0- 0

2- 4

0- 1

0- 0

0- 0

NEUTRAL

0- 1

0- 0

0- 0

3- 10

0- 0

0- 1

NON-CONFERENCE

0- 5

0- 0

3- 4

2- 3

0- 0

0- 0

HOME

0- 2

0- 0

2- 1

1- 6

0- 0

0- 1

AWAY

0- 2

0- 0

1- 3

0- 1

0- 0

0- 0

NEUTRAL

0- 1

0- 0

0- 0

1- 2

0- 0

0- 0

CONFERENCE

0- 0

0- 1

1- 1

0- 1

0- 0

0- 0

HOME

0- 0

0- 1

0- 0

1- 1

0- 0

0- 0

AWAY

0- 0

0- 0

1- 1

0- 0

0- 0

0- 0

NEUTRAL

0- 0

0- 0

0- 0

RPI 1-25

RPI 26-50

RPI 51-100

RPI 101+

Team's RPI: 212

RPI S Opponent Score

RPI S Opponent Score

RPI S Opponent Score

RPI S Opponent Score

37 A Buffalo 43 90

51 N Ohio 53 70

134 H Duquesne 54 60

63 H Bucknell 46 77

155 A Akron 58 67

71 H Kent St. 64 76

161 A Denver 62 76

80 A Penn St. 65 80

195 A Cornell 44 58

87 A Georgia 40 67

231 H Hofstra 59 67

232 A Niagara 76 48

248 A George Mason 68 57

279 A Saint Joseph's 41 66

285 H Siena 74 58

301 H Canisius 100 94

LAST 12 Division I GAMES:

80 A Penn St. 65 80

279 A Saint Joseph's 41 66

285 H Siena 74 58

248 A George Mason 68 57

155 A Akron 58 67

134 H Duquesne 54 60

63 H Bucknell 46 77

195 A Cornell 44 58

161 A Denver 62 76

37 A Buffalo 43 90

51 N Ohio 53 70

71 H Kent St. 64 76

Non-Div I Games:

St. Bonaventure

Average RPI Win: 291 WON-LOST WINNING LAST 10 STRENGTH OF OPP. STRENGTH TEAM ADJ. CONF. ADJ CONF.  
Average RPI Loss: 211 RECORD PCT. RANK GAMES SCHEDULE OF SCHEDULE RPI RPI RPI RPI

DIV. I ONLY	8- 7	151	5-5	344	318	288	288	31	31
DIV. I NON-CONF.	5- 6	177	0- 0	339	317	297	297	31	31
-----									
TOTALS	RPI 1-25	RPI 26-50	W-L RECORDS	RPI 51-100	RPI 101-150	RPI 150+			
8- 7	0- 0	0- 0	OVERALL	0- 2	0- 1	8- 4			
4- 3	0- 0	0- 0	HOME	0- 1	0- 0	4- 2			
3- 3	0- 0	0- 0	AWAY	0- 1	0- 1	3- 1			
1- 1	0- 0	0- 0	NEUTRAL	0- 0	0- 0	1- 1			
5- 6	0- 0	0- 0	NON-CONFERENCE	0- 2	0- 1	5- 3			
2- 2	0- 0	0- 0	HOME	0- 1	0- 0	2- 1			
2- 3	0- 0	0- 0	AWAY	0- 1	0- 1	2- 1			
1- 1	0- 0	0- 0	NEUTRAL	0- 0	0- 0	1- 1			
3- 1	0- 0	0- 0	CONFERENCE	0- 0	0- 0	3- 1			
2- 1	0- 0	0- 0	HOME	0- 0	0- 0	2- 1			
1- 0	0- 0	0- 0	AWAY	0- 0	0- 0	1- 0			
0- 0	0- 0	0- 0	NEUTRAL	0- 0	0- 0	0- 0			

RPI 1-25				RPI 26-50				RPI 51-100				RPI 101+ Team's RPI: 288			
RPI	S	Opponent	Score	RPI	S	Opponent	Score	RPI	S	Opponent	Score	RPI	S	Opponent	Score
								85	A	Seton Hall I	77 100	133	A	Stony Brook	67 74
								89	H	Princeton	64 83	183	A	Morehead St.	101 94
												233	H	Saint Francis (PA)	78 65
												264	H	Robert Morris	56 75
												275	A	Bryant	60 55
												296	H	Albany (NY)	60 67
												305	N	Valparaiso	76 78
												308	A	Army West Point	57 69
												313	A	Loyola Maryland	75 70
												319	H	Saint Peter's	74 70
												327	H	Wagner	76 61
												339	H	Manhattan	73 65
												342	N	Chicago St.	110 73
LAST 12 Division I GAMES:															
296	H	Albany (NY)	60 67	233	H	Saint Francis (PA)	78 65								
319	H	Saint Peter's	74 70	264	H	Robert Morris	56 75								
313	A	Loyola Maryland	75 70	275	A	Bryant	60 55								
308	A	Army West Point	57 69	327	H	Wagner	76 61								
85	A	Seton Hall I	77 100	133	A	Stony Brook	67 74								
183	A	Morehead St.	101 94	89	H	Princeton	64 83								

Non-Div I Games: Mercy 102 51

St. Francis Brooklyn

Average RPI	Win:	217	WON-LOST	WINNING	LAST 10	STRENGTH OF	OPP. STRENGTH	TEAM	ADJ.	CONF.	ADJ CONF.
Average RPI	Loss:	57	RECORD	PCT. RANK	GAMES	SCHEDULE	OF SCHEDULE	RPI	RPI	RPI	RPI
DIV. I ONLY		8- 8		166	3-7	69	89	98	98	5	5
DIV. I NON-CONF.		7- 4		109	0- 0	135	93	82	82	4	4
-----											
TOTALS	RPI 1-25		RPI 26-50		W-L RECORDS	RPI 51-100		RPI 101-150		RPI 150+	
8- 8	0- 2		1- 2		OVERALL	0- 3		1- 1		6- 0	
2- 3	0- 0		0- 1		HOME	0- 1		1- 1		1- 0	
4- 4	0- 1		0- 1		AWAY	0- 2		0- 0		4- 0	
2- 1	0- 1		1- 0		NEUTRAL	0- 0		0- 0		1- 0	
7- 4	0- 1		1- 2		NON-CONFERENCE	0- 1		1- 0		5- 0	
2- 1	0- 0		0- 1		HOME	0- 0		1- 0		1- 0	
3- 2	0- 0		0- 1		AWAY	0- 1		0- 0		3- 0	
2- 1	0- 1		1- 0		NEUTRAL	0- 0		0- 0		1- 0	
1- 4	0- 1		0- 0		CONFERENCE	0- 2		0- 1		1- 0	
0- 2	0- 0		0- 0		HOME	0- 1		0- 1		0- 0	
1- 2	0- 1		0- 0		AWAY	0- 1		0- 0		1- 0	
0- 0	0- 0		0- 0		NEUTRAL	0- 0		0- 0		0- 0	

RPI 1-25				RPI 26-50				RPI 51-100				RPI 101+			
RPI	S	Opponent	Score	RPI	S	Opponent	Score	RPI	S	Opponent	Score	RPI	S	Opponent	Score
7	N	UConn	55 65	26	H	Florida St.	53 57	71	H	Creighton	63 65	108	H	Providence	66 67
17	A	Butler	45 66	45	N	Purdue	68 62	85	A	Seton Hall	67 77	117	H	Yale	56 52
				48	A	James Madison	51 64	91	A	Wake Forest	59 64	165	A	Xavier	76 57
												189	N	Ole Miss	64 59
												256	A	La Salle	83 57
												308	A	Army West Point	60 49
												311	A	Iona	61 35
												346	H	Delaware St.	82 44
-----															
Team's RPI: 98															
LAST 12 Division I GAMES:															
256	A	La Salle	83 57	71	H	Creighton	63 65	108	H	Providence	66 67	17	A	Butler	45 66
26	H	Florida St.	53 57	85	A	Seton Hall	67 77	165	A	Xavier	76 57	48	A	James Madison	51 64
117	H	Yale	56 52	91	A	Wake Forest	59 64	82	A	Delaware St.	82 44				
91	A	Wake Forest	59 64	189	N	Ole Miss	64 59								

Non-Div I Games:

St. John's (NY)

Stanford

S  
t  
a  
n  
f  
o  
r  
d

Stanford

# Stetson

S  
t  
e  
t  
s  
o  
n

Non-Div I Games:	Central St. (OH)	81	51	Webber Int'l	80	52
------------------	------------------	----	----	--------------	----	----

Page 280



Average RPI Win: **266** WON-LOST WINNING LAST 10 STRENGTH OF OPP. STRENGTH TEAM ADJ. CONF. ADJ CONF.  
Average RPI Loss: **79** RECORD PCT. RANK GAMES SCHEDULE OF SCHEDULE RPI RPI RPI RPI

DIV. I ONLY	13- 3	30	8-2	311	250	133	133	23	23
DIV. I NON-CONF.	10- 2	37	0- 0	289	283	95	95	23	23
TOTALS	RPI 1-25	RPI 26-50	W-L RECORDS	RPI 51-100	RPI 101-150	RPI 150+			
13- 3	0- 1	0- 0	OVERALL	1- 0	0- 2	12- 0			
7- 1	0- 0	0- 0	HOME	0- 0	0- 1	7- 0			
6- 2	0- 1	0- 0	AWAY	1- 0	0- 1	5- 0			
0- 0	0- 0	0- 0	NEUTRAL	0- 0	0- 0	0- 0			
10- 2	0- 1	0- 0	NON-CONFERENCE	1- 0	0- 1	9- 0			
6- 0	0- 0	0- 0	HOME	0- 0	0- 0	6- 0			
4- 2	0- 1	0- 0	AWAY	1- 0	0- 1	3- 0			
0- 0	0- 0	0- 0	NEUTRAL	0- 0	0- 0	0- 0			
3- 1	0- 0	0- 0	CONFERENCE	0- 0	0- 1	3- 0			
1- 1	0- 0	0- 0	HOME	0- 0	0- 1	1- 0			
2- 0	0- 0	0- 0	AWAY	0- 0	0- 0	2- 0			
0- 0	0- 0	0- 0	NEUTRAL	0- 0	0- 0	0- 0			

RPI S Opponent Score	RPI S Opponent Score	RPI S Opponent Score	RPI S Opponent Score	Team's RPI: 133
20 A Rutgers 47 61		80 A Penn St. 81 70	107 H Hartford 36 64	
			109 A Toledo 48 80	
			195 H Cornell 63 61	
			231 H Hofstra 77 49	
			235 A Sacred Heart 73 58	
			241 A Binghamton 65 56	
			278 H UMass Lowell 76 56	
			280 H Ga. Southern 72 43	
			288 H St. Francis Brooklyn 74 67	
			299 A New Hampshire 82 63	
			311 A Iona 53 51	
			327 H Wagner 70 45	
			339 A Manhattan 79 48	
			349 H Fairleigh Dickinson 63 49	
LAST 12 Division I GAMES:				
327 H Wagner 70 45	299 A New Hampshire 82 63	241 A Binghamton 65 56	278 H UMass Lowell 76 56	
311 A Iona 53 51			288 H St. Francis Brooklyn 74 67	
349 H Fairleigh Dickinson 63 49			107 H Hartford 36 64	
235 A Sacred Heart 73 58			288 H St. Francis Brooklyn 74 67	
195 H Cornell 63 61			109 A Toledo 48 80	
80 A Penn St. 81 70				

Non-Div I Games: SUNY New Paltz 87 50

Stony Brook

Average RPI Win:	98	WON-LOST	WINNING	LAST 10	STRENGTH OF	OPP. STRENGTH	TEAM	ADJ.	CONF.	ADJ CONF.
Average RPI Loss:	51	RECORD	PCT. RANK	GAMES	SCHEDULE	OF SCHEDULE	RPI	RPI	RPI	RPI
DIV. I ONLY	14- 2	15	9-1	4	67	4	4	1	1	
DIV. I NON-CONF.	11- 2	33	0- 0	14	83	7	7	1	1	
-----										
TOTALS	RPI 1-25	RPI 26-50	W-L RECORDS	RPI 51-100	RPI 101-150	RPI 150+				
14- 2	1- 1	4- 0	OVERALL	5- 1	1- 0	3- 0				
7- 0	0- 0	2- 0	HOME	2- 0	0- 0	3- 0				
2- 2	0- 1	1- 0	AWAY	1- 1	0- 0	0- 0				
5- 0	1- 0	1- 0	NEUTRAL	2- 0	1- 0	0- 0				
11- 2	1- 1	2- 0	NON-CONFERENCE	4- 1	1- 0	3- 0				
6- 0	0- 0	1- 0	HOME	2- 0	0- 0	3- 0				
0- 2	0- 1	0- 0	AWAY	0- 1	0- 0	0- 0				
5- 0	1- 0	1- 0	NEUTRAL	2- 0	1- 0	0- 0				
3- 0	0- 0	2- 0	CONFERENCE	1- 0	0- 0	0- 0				
1- 0	0- 0	1- 0	HOME	0- 0	0- 0	0- 0				
2- 0	0- 0	1- 0	AWAY	1- 0	0- 0	0- 0				
0- 0	0- 0	0- 0	NEUTRAL	0- 0	0- 0	0- 0				

RPI	S	Opponent	Score	RPI	S	Opponent	Score	RPI	S	Opponent	Score	RPI	S	Opponent	Score
5	A	Oregon	73 75	36	N	DePaul	83 81	63	H	Bucknell	70 56	134	N	Duquesne	87 71
19	N	UCF	57 52	38	H	Texas A&M	75 65	64	N	Kansas St.	70 61	191	H	North Dakota	85 49
				44	A	Clemson	84 75	78	A	Virginia Tech	75 73	232	H	Niagara	94 45
				46	H	North Carolina	90 77	89	N	Princeton	92 61	250	H	UMES	96 51
								90	H	Towson	98 55				
								97	A	Minnesota	68 72				
LAST 12 Division I GAMES:															
250	H	UMES	96 51	46	H	North Carolina	90 77								
90	H	Towson	98 55	78	A	Virginia Tech	75 73								
97	A	Minnesota	68 72	44	A	Clemson	84 75								
36	N	DePaul	83 81	19	N	UCF	57 52								
89	N	Princeton	92 61	134	N	Duquesne	87 71								
64	N	Kansas St.	70 61	232	H	Niagara	94 45								

Non-Div I Games:

Syracuse

TCU										Through Games Of Jan. 14, 2019																		
Average RPI Win:		211	WON-LOST		WINNING		LAST 10		STRENGTH OF		OPP. STRENGTH		TEAM		ADJ.		CONF.		ADJ CONF.									
Average RPI Loss:		27	RECORD		PCT. RANK		GAMES		SCHEDULE		OF SCHEDULE		RPI		RPI		RPI		RPI									
DIV. I ONLY			11- 4		62		7-3		135		107		77		77		3		3									
DIV. I NON-CONF.			10- 1		19		0- 0		287		192		85		85		3		3									
-----																												
TOTALS		RPI 1-25		RPI 26-50		W-L RECORDS		RPI 51-100		RPI 101-150		RPI 150+																
11- 4		0- 2		0- 1		OVERALL		0- 1		3- 0		8- 0																
9- 1		0- 1		0- 0		HOME		0- 0		3- 0		6- 0																
2- 2		0- 1		0- 0		AWAY		0- 1		0- 0		2- 0																
0- 1		0- 0		0- 1		NEUTRAL		0- 0		0- 0		0- 0																
10- 1		0- 0		0- 1		NON-CONFERENCE		0- 0		2- 0		8- 0																
8- 0		0- 0		0- 0		HOME		0- 0		2- 0		6- 0																
2- 0		0- 0		0- 0		AWAY		0- 0		0- 0		2- 0																
0- 1		0- 0		0- 1		NEUTRAL		0- 0		0- 0		0- 0																
1- 3		0- 2		0- 0		CONFERENCE		0- 1		1- 0		0- 0																
1- 1		0- 1		0- 0		HOME		0- 0		1- 0		0- 0																
0- 2		0- 1		0- 0		AWAY		0- 1		0- 0		0- 0																
0- 0		0- 0		0- 0		NEUTRAL		0- 0		0- 0		0- 0																
-----																												
RPI 1-25		RPI 26-50		RPI 51-100		Team's RPI: 77		RPI 101+																				
RPI	S	Opponent	Score	RPI	S	Opponent	Score	RPI	S	Opponent	Score	RPI	S	Opponent	Score													
3	H	Baylor	55 79	28	N	BYU	58 61	68	A	Oklahoma St.	71 75	110	H	Montana St.	71 49													
10	A	Iowa St.	54 92									134	H	Duquesne	61 48													
																	138	H	West Virginia	62 48								
																	168	H	Southern U.	69 40								
																	189	A	Ole Miss	55 50								
																	203	A	San Diego St.	81 64								
																	214	H	Sam Houston St.	72 59								
																	239	H	SMU	65 63								
																	269	H	Mississippi Val.	96 47								
																	308	H	Army West Point	63 38								
																	351	H	Alcorn	88 31								

Average RPI Win: 298

Average RPI Loss: 99

WON-LOST  
RECORDWINNING  
PCT. RANKLAST 10  
GAMESSTRENGTH OF  
SCHEDULEOPP. STRENGTH  
OF SCHEDULETEAM  
RPIADJ.  
RPICONF.  
RPIADJ CONF.  
RPIDIV. I ONLY  
DIV. I NON-CONF.4- 11  
4- 8283  
2412-8  
0- 0191  
23991  
69253  
233253  
2339  
99  
9

TOTALS

RPI 1-25

RPI 26-50

W-L RECORDS

RPI 51-100

RPI 101-150

RPI 150+

4- 11

0- 1

0- 2

OVERALL

0- 2

0- 4

4- 2

3- 2

0- 0

0- 0

HOME

0- 1

0- 1

3- 0

1- 8

0- 1

0- 2

AWAY

0- 1

0- 3

1- 1

0- 1

0- 0

0- 0

NEUTRAL

0- 0

0- 0

0- 1

4- 8

0- 1

0- 2

NON-CONFERENCE

0- 1

0- 2

4- 2

3- 0

0- 0

0- 0

HOME

0- 0

0- 0

3- 0

1- 7

0- 1

0- 2

AWAY

0- 1

0- 2

1- 1

0- 1

0- 0

0- 0

NEUTRAL

0- 0

0- 0

0- 1

0- 3

0- 0

0- 0

CONFERENCE

0- 1

0- 2

0- 0

0- 2

0- 0

0- 0

HOME

0- 1

0- 1

0- 0

0- 1

0- 0

0- 0

AWAY

0- 0

0- 1

0- 0

0- 0

0- 0

0- 0

NEUTRAL

0- 0

0- 0

0- 0

RPI 1-25

RPI 26-50

RPI 51-100

RPI 101+

Team's RPI: 253

RPI	S	Opponent	Score
25	A	South Carolina	60 88

RPI	S	Opponent	Score
36	A	DePaul	88 102
40	A	Miami (FL)	61 73

RPI	S	Opponent	Score
52	A	Villanova	68 76
74	H	Tulane	57 66

RPI	S	Opponent	Score
111	A	Marist	68 74
126	A	Houston	65 78
134	A	Duquesne	53 54
147	H	South Fla.	53 63
151	N	Radford	50 56
189	A	Ole Miss	55 62
256	H	La Salle	75 47
279	A	Saint Joseph's	58 52
311	H	Iona	59 39
346	H	Delaware St.	75 61

LAST 12 Division I GAMES:

52	A	Villanova	68	76	126	A	Houston	65	78
311	H	Iona	59	39	74	H	Tulane	57	66
36	A	DePaul	88	102	147	H	South Fla.	53	63
40	A	Miami (FL)	61	73	134	A	Duquesne	53	54
151	N	Radford	50	56	256	H	La Salle	75	47
111	A	Marist	68	74	25	A	South Carolina	60	88

Temple

Temple

Non-Div I Games:

Temple

Average RPI	Win:	169	WON-LOST	WINNING	LAST 10	STRENGTH OF	OPP. STRENGTH	TEAM	ADJ.	CONF.	ADJ CONF.
Average RPI	Loss:	39	RECORD	PCT. RANK	GAMES	SCHEDULE	OF SCHEDULE	RPI	RPI	RPI	RPI
DIV. I ONLY		12- 4		53	6-4	29	108	30	30	6	6
DIV. I NON-CONF.		11- 1		13	1- 0	93	111	22	22	6	6
-----											
TOTALS	RPI 1-25		RPI 26-50		W-L RECORDS	RPI 51-100		RPI 101-150		RPI 150+	
12- 4	1- 1		2- 2		OVERALL	2- 1		0- 0		7- 0	
7- 3	0- 1		0- 2		HOME	1- 0		0- 0		6- 0	
3- 1	1- 0		1- 0		AWAY	1- 1		0- 0		0- 0	
2- 0	0- 0		1- 0		NEUTRAL	0- 0		0- 0		1- 0	
11- 1	1- 1		1- 0		NON-CONFERENCE	2- 0		0- 0		7- 0	
7- 1	0- 1		0- 0		HOME	1- 0		0- 0		6- 0	
2- 0	1- 0		0- 0		AWAY	1- 0		0- 0		0- 0	
2- 0	0- 0		1- 0		NEUTRAL	0- 0		0- 0		1- 0	
1- 3	0- 0		1- 2		CONFERENCE	0- 1		0- 0		0- 0	
0- 2	0- 0		0- 2		HOME	0- 0		0- 0		0- 0	
1- 1	0- 0		1- 0		AWAY	0- 1		0- 0		0- 0	
0- 0	0- 0		0- 0		NEUTRAL	0- 0		0- 0		0- 0	

RPI 1-25				RPI 26-50				Team's RPI: 30				RPI 51-100				RPI 101+			
RPI	S	Opponent	Score	RPI	S	Opponent	Score	RPI	S	Opponent	Score	RPI	S	Opponent	Score	RPI	S	Opponent	Score
2	H	Stanford	85 95	31	H	Kentucky	71 73	60	H	Belmont	84 76	170	N	UAB	73 69				
22	A	Texas	88 82	35	H	Missouri	64 66	68	A	Oklahoma St.	76 63	222	H	UNC Asheville	73 46				
				44	N	Clemson	78 66	87	A	Georgia	62 66	224	H	Stetson	65 55				
				47	A	Auburn	78 69					249	H	Murray St.	98 77				
												271	H	ETSU	80 61				
												309	H	Presbyterian	97 49				
												340	H	Florida A&M	96 31				
-----																			
LAST 12 Division I GAMES:																			
249	H	Murray St.	98 77	170	N	UAB	73 69	87	A	Georgia	62 66	31	H	Kentucky	71 73				
271	H	ETSU	80 61	87	A	Georgia	62 66	31	H	Kentucky	71 73	35	H	Missouri	64 66				
2	H	Stanford	85 95	47	A	Auburn	78 69	47	A	Auburn	78 69	47	A	Auburn	78 69				
22	A	Texas	88 82	60	H	Belmont	84 76	60	H	Belmont	84 76	60	H	Belmont	84 76				
224	H	Stetson	65 55																
68	A	Oklahoma St.	76 63																

Non-Div I Games:

Tennessee

Average RPI Win:	322	WON-LOST	WINNING	LAST 10	STRENGTH OF	OPP. STRENGTH	TEAM	ADJ.	CONF.	ADJ CONF.
Average RPI Loss:	152	RECORD	PCT. RANK	GAMES	SCHEDULE	OF SCHEDULE	RPI	RPI	RPI	RPI
DIV. I ONLY	1- 15	345	1-9	139	197	314	314	21	21	
DIV. I NON-CONF.	0- 12	336	0- 0	107	163	313	313	20	20	
-----										
TOTALS	RPI 1-25	RPI 26-50	W-L RECORDS	RPI 51-100	RPI 101-150	RPI 150+				
1- 15	0- 1	0- 1	OVERALL	0- 3	0- 1	1- 9				
1- 4	0- 0	0- 0	HOME	0- 0	0- 1	1- 3				
0- 8	0- 1	0- 1	AWAY	0- 1	0- 0	0- 5				
0- 3	0- 0	0- 0	NEUTRAL	0- 2	0- 0	0- 1				
0- 12	0- 1	0- 1	NON-CONFERENCE	0- 3	0- 0	0- 7				
0- 1	0- 0	0- 0	HOME	0- 0	0- 0	0- 1				
0- 8	0- 1	0- 1	AWAY	0- 1	0- 0	0- 5				
0- 3	0- 0	0- 0	NEUTRAL	0- 2	0- 0	0- 1				
1- 3	0- 0	0- 0	CONFERENCE	0- 0	0- 1	1- 2				
1- 3	0- 0	0- 0	HOME	0- 0	0- 1	1- 2				
0- 0	0- 0	0- 0	AWAY	0- 0	0- 0	0- 0				
0- 0	0- 0	0- 0	NEUTRAL	0- 0	0- 0	0- 0				

RPI 1-25				RPI 26-50				RPI 51-100				RPI 101+ Team's RPI: 314			
RPI	S	Opponent	Score	RPI	S	Opponent	Score	RPI	S	Opponent	Score	RPI	S	Opponent	Score
6	A	Louisville	52 107	36	A	DePaul	73 95	55	N	Arkansas	55 79	105	H	Tennessee Tech	59 69
								83	N	Pittsburgh	56 78	152	N	Wisconsin	53 58
								86	A	Troy	67 92	173	A	Vanderbilt	63 89
												175	H	South Alabama	56 78
												183	H	Morehead St.	62 85
												190	A	Ball St.	51 90
												192	H	Jacksonville St.	52 62
												255	A	Alabama A&M	57 67
												262	A	Marshall	59 80
												322	H	Eastern Ky.	60 38
												324	A	Lipscomb	62 64
LAST 12 Division I GAMES:															
262	A	Marshall	59 80	183	H	Morehead St.	62 85								
6	A	Louisville	52 107	322	H	Eastern Ky.	60 38								
175	H	South Alabama	56 78	192	H	Jacksonville St.	52 62								
83	N	Pittsburgh	56 78	105	H	Tennessee Tech	59 69								
152	N	Wisconsin	53 58	190	A	Ball St.	51 90								
55	N	Arkansas	55 79	36	A	DePaul	73 95								

Non-Div I Games:

Tennessee St.

Average RPI Win:	233	WON-LOST	WINNING	LAST 10	STRENGTH OF	OPP. STRENGTH	TEAM	ADJ.	CONF.	ADJ CONF.
Average RPI Loss:	98	RECORD	PCT. RANK	GAMES	SCHEDULE	OF SCHEDULE	RPI	RPI	RPI	RPI
DIV. I ONLY	10- 3	47	8-2	271	185	105	105	21	21	
DIV. I NON-CONF.	6- 3	91	0- 0	265	194	120	120	20	20	
-----										
TOTALS	RPI 1-25	RPI 26-50	W-L RECORDS	RPI 51-100	RPI 101-150	RPI 150+				
10- 3	0- 0	0- 0	OVERALL	2- 2	0- 0	8- 1				
5- 0	0- 0	0- 0	HOME	1- 0	0- 0	4- 0				
5- 2	0- 0	0- 0	AWAY	1- 1	0- 0	4- 1				
0- 1	0- 0	0- 0	NEUTRAL	0- 1	0- 0	0- 0				
6- 3	0- 0	0- 0	NON-CONFERENCE	1- 2	0- 0	5- 1				
3- 0	0- 0	0- 0	HOME	1- 0	0- 0	2- 0				
3- 2	0- 0	0- 0	AWAY	0- 1	0- 0	3- 1				
0- 1	0- 0	0- 0	NEUTRAL	0- 1	0- 0	0- 0				
4- 0	0- 0	0- 0	CONFERENCE	1- 0	0- 0	3- 0				
2- 0	0- 0	0- 0	HOME	0- 0	0- 0	2- 0				
2- 0	0- 0	0- 0	AWAY	1- 0	0- 0	1- 0				
0- 0	0- 0	0- 0	NEUTRAL	0- 0	0- 0	0- 0				

RPI 1-25				RPI 26-50				RPI 51-100				RPI 101+				Team's RPI: 105
RPI	S	Opponent	Score	RPI	S	Opponent	Score	RPI	S	Opponent	Score	RPI	S	Opponent	Score	
								55	A	Arkansas	42 65	165	A	Xavier	60 70	
								60	A	Belmont	77 72	210	H	SIUE	79 55	
								62	H	Middle Tenn.	68 64	220	H	Eastern Ill.	99 88	
								73	N	Old Dominion	73 80	222	H	UNC Asheville	60 53	
												258	A	Wichita St.	55 45	
												314	A	Tennessee St.	69 59	
												320	H	Western Caro.	77 58	
												324	A	Lipscomb	67 52	
												343	A	Charleston So.	77 55	
-----																
LAST 12 Division I GAMES:																
								55	A	Arkansas	42 65	220	H	Eastern Ill.	99 88	
								258	A	Wichita St.	55 45	210	H	SIUE	79 55	
								73	N	Old Dominion	73 80	60	A	Belmont	77 72	
								343	A	Charleston So.	77 55	314	A	Tennessee St.	69 59	
								320	H	Western Caro.	77 58	324	A	Lipscomb	67 52	
								62	H	Middle Tenn.	68 64	222	H	UNC Asheville	60 53	

Non-Div I Games: Tenn. Wesleyan 100 58 Cumberland (TN) 88 55

Tennessee Tech

Average RPI Win:	167	WON-LOST	WINNING	LAST 10	STRENGTH OF	OPP. STRENGTH	TEAM	ADJ.	CONF.	ADJ CONF.
Average RPI Loss:	20	RECORD	PCT. RANK	GAMES	SCHEDULE	OF SCHEDULE	RPI	RPI	RPI	RPI
DIV. I ONLY	14- 2	15	8-2	67	86	22	22	3	3	
DIV. I NON-CONF.	10- 2	37	2- 0	137	149	62	62	3	3	
-----										
TOTALS	RPI 1-25	RPI 26-50	W-L RECORDS	RPI 51-100	RPI 101-150	RPI 150+				
14- 2	1- 1	0- 1	OVERALL	3- 0	3- 0	7- 0				
7- 2	0- 1	0- 1	HOME	1- 0	1- 0	5- 0				
4- 0	1- 0	0- 0	AWAY	0- 0	1- 0	2- 0				
3- 0	0- 0	0- 0	NEUTRAL	2- 0	1- 0	0- 0				
10- 2	0- 1	0- 1	NON-CONFERENCE	2- 0	2- 0	6- 0				
5- 2	0- 1	0- 1	HOME	0- 0	1- 0	4- 0				
2- 0	0- 0	0- 0	AWAY	0- 0	0- 0	2- 0				
3- 0	0- 0	0- 0	NEUTRAL	2- 0	1- 0	0- 0				
4- 0	1- 0	0- 0	CONFERENCE	1- 0	1- 0	1- 0				
2- 0	0- 0	0- 0	HOME	1- 0	0- 0	1- 0				
2- 0	1- 0	0- 0	AWAY	0- 0	1- 0	0- 0				
0- 0	0- 0	0- 0	NEUTRAL	0- 0	0- 0	0- 0				

RPI	S	Opponent	Score	RPI	S	Opponent	Score	RPI	S	Opponent	Score	RPI	S	Opponent	Score
9	H	Mississippi St.	49 67	30	H	Tennessee	82 88	59	N	Michigan	69 52	103	N	Fordham	72 54
10	A	Iowa St.	64 62					68	H	Oklahoma St.	60 51	134	H	Duquesne	78 41
								70	N	Quinnipiac	56 55	138	A	West Virginia	70 58
												153	H	Oklahoma	73 63
												200	A	North Texas	64 54
												224	H	Stetson	65 46
												240	A	UTRGV	81 66
												261	H	UTSA	98 54
												329	H	Northwestern St.	104 66
												345	H	McNeese	96 40
-----															
LAST 12 Division I GAMES:															
329	H	Northwestern St.	104 66	103	N	Fordham	72 54	59	N	Michigan	69 52				
240	A	UTRGV	81 66					10	A	Iowa St.	64 62				
224	H	Stetson	65 46					153	H	Oklahoma	73 63				
30	H	Tennessee	82 88					138	A	West Virginia	70 58				
9	H	Mississippi St.	49 67					68	H	Oklahoma St.	60 51				
261	H	UTSA	98 54												

Non-Div I Games:

Texas



**T  
e  
x  
a  
s  
A  
&  
M**

**T  
e  
x  
a  
s  
A  
&  
M**

Texas A&M

Average RPI Win: 257  
Average RPI Loss: 142

WON-LOST  
RECORD

WINNING  
PCT. RANK

LAST 10  
GAMES

STRENGTH OF  
SCHEDULE

OPP. STRENGTH  
OF SCHEDULE

TEAM  
RPI

ADJ.  
RPI

CONF.  
RPI

ADJ CONF.  
RPI

DIV. I ONLY	3- 9	292	4-6	192	304	221	221	29	29
DIV. I NON-CONF.	2- 7	288	0- 0	45	318	176	176	26	26
-----									
TOTALS	RPI 1-25	RPI 26-50	W-L RECORDS	RPI 51-100	RPI 101-150	RPI 150+			
3- 9	0- 0	0- 1	OVERALL	0- 2	0- 2	3- 4			
0- 0	0- 0	0- 0	HOME	0- 0	0- 0	0- 0			
3- 7	0- 0	0- 1	AWAY	0- 2	0- 2	3- 2			
0- 2	0- 0	0- 0	NEUTRAL	0- 0	0- 0	0- 2			
2- 7	0- 0	0- 1	NON-CONFERENCE	0- 2	0- 2	2- 2			
0- 0	0- 0	0- 0	HOME	0- 0	0- 0	0- 0			
2- 5	0- 0	0- 1	AWAY	0- 2	0- 2	2- 0			
0- 2	0- 0	0- 0	NEUTRAL	0- 0	0- 0	0- 2			
1- 2	0- 0	0- 0	CONFERENCE	0- 0	0- 0	1- 2			
0- 0	0- 0	0- 0	HOME	0- 0	0- 0	0- 0			
1- 2	0- 0	0- 0	AWAY	0- 0	0- 0	1- 2			
0- 0	0- 0	0- 0	NEUTRAL	0- 0	0- 0	0- 0			

RPI 1-25				RPI 26-50				RPI 51-100				RPI 101+ Team's RPI: 221			
RPI	S	Opponent	Score	RPI	S	Opponent	Score	RPI	S	Opponent	Score	RPI	S	Opponent	Score
				32	A	Michigan St.	45 91	53	A	SFA	55 74	118	A	Rice	71 76
								74	A	Tulane	56 62	140	A	Texas Tech	55 75
												168	A	Southern U.	61 63
												169	N	Abilene Christian	39 81
												176	N	Nicholls St.	57 58
												193	A	Prairie View	52 44
												240	A	UTRGV	69 55
												337	A	Savannah St.	65 41
												351	A	Alcorn	52 53
LAST 12 Division I GAMES:															
				32	A	Michigan St.	45 91	193	A	Prairie View	52 44				
				337	A	Savannah St.	65 41	168	A	Southern U.	61 63				
				176	N	Nicholls St.	57 58	351	A	Alcorn	52 53				
				169	N	Abilene Christian	39 81	140	A	Texas Tech	55 75				
				118	A	Rice	71 76	53	A	SFA	55 74				
				74	A	Tulane	56 62	240	A	UTRGV	69 55				

Non-Div I Games:      Huston-Tillotson      72      36      Paul Quinn      83      54

Texas Southern

Average RPI Win: 233

Average RPI Loss: 84

WON-LOST  
RECORDWINNING  
PCT. RANKLAST 10  
GAMESSTRENGTH OF  
SCHEDULEOPP. STRENGTH  
OF SCHEDULETEAM  
RPIADJ.  
RPICONF.  
RPIADJ CONF.  
RPIDIV. I ONLY  
DIV. I NON-CONF.6- 8  
3- 7209  
2565-5  
0- 173  
42175  
179144  
160144  
16015  
1615  
16

TOTALS

RPI 1-25

RPI 26-50

W-L RECORDS

RPI 51-100

RPI 101-150

RPI 150+

6- 8  
2- 3  
4- 4  
0- 10- 0  
0- 0  
0- 0  
0- 00- 1  
0- 0  
0- 1  
0- 0OVERALL  
HOME  
AWAY  
NEUTRAL0- 4  
0- 0  
0- 3  
0- 10- 2  
0- 2  
0- 0  
0- 06- 1  
2- 1  
4- 0  
0- 03- 7  
1- 2  
2- 4  
0- 10- 0  
0- 0  
0- 0  
0- 00- 1  
0- 0  
0- 1  
0- 0NON-CONFERENCE  
HOME  
AWAY  
NEUTRAL0- 4  
0- 0  
0- 3  
0- 10- 1  
0- 1  
0- 0  
0- 03- 1  
1- 1  
2- 0  
0- 03- 1  
1- 1  
2- 0  
0- 00- 0  
0- 0  
0- 0  
0- 00- 0  
0- 0  
0- 0  
0- 0CONFERENCE  
HOME  
AWAY  
NEUTRAL0- 0  
0- 0  
0- 0  
0- 00- 1  
0- 1  
0- 0  
0- 03- 0  
1- 0  
2- 0  
0- 0

RPI 1-25

RPI S Opponent Score

RPI 26-50

RPI S Opponent Score

35 A Missouri 50 69

RPI 51-100

RPI S Opponent Score

54 N Saint Mary's (CA) 62 89

56 A New Mexico 51 82

68 A Oklahoma St. 55 66

74 A Tulane 61 67

RPI 101+

Team's RPI: 144

RPI S Opponent Score

110 H Montana St. 59 67

112 H Appalachian St. 49 62

159 H Oral Roberts 64 81

176 H Nicholls St. 72 67

184 A Georgia St. 69 60

207 H Coastal Caro. 73 58

261 A UTSA 68 60

280 A Ga. Southern 64 52

289 A A&amp;M-Corpus Christi 60 53

LAST 12 Division I GAMES:

280 A Ga. Southern 64 52

54 N Saint Mary's (CA) 62 89

35 A Missouri 50 69

68 A Oklahoma St. 55 66

289 A A&amp;M-Corpus Christi 60 53

159 H Oral Roberts 64 81

74 A Tulane 61 67

110 H Montana St. 59 67

176 H Nicholls St. 72 67

112 H Appalachian St. 49 62

207 H Coastal Caro. 73 58

184 A Georgia St. 69 60

Non-Div I Games:

UNKNOWN

92 39

Tex. A&amp;M Int'l

89 25

Texas St.

Loss, Non-Conf, S Site, H Home A Away N Neutral

Average RPI Win:	200	WON-LOST	WINNING	LAST 10	STRENGTH OF	OPP. STRENGTH	TEAM	ADJ.	CONF.	ADJ CONF.
Average RPI Loss:	106	RECORD	PCT. RANK	GAMES	SCHEDULE	OF SCHEDULE	RPI	RPI	RPI	RPI
DIV. I ONLY	10- 5	86	6-4	178	137	140	140	3	3	
DIV. I NON-CONF.	9- 2	43	0- 0	285	235	137	137	3	3	
-----										
TOTALS	RPI 1-25	RPI 26-50	W-L RECORDS	RPI 51-100	RPI 101-150	RPI 150+				
10- 5	0- 1	1- 0	OVERALL	1- 1	0- 1	8- 2				
9- 2	0- 1	1- 0	HOME	1- 0	0- 1	7- 0				
1- 3	0- 0	0- 0	AWAY	0- 1	0- 0	1- 2				
0- 0	0- 0	0- 0	NEUTRAL	0- 0	0- 0	0- 0				
9- 2	0- 0	0- 0	NON-CONFERENCE	1- 0	0- 1	8- 1				
8- 1	0- 0	0- 0	HOME	1- 0	0- 1	7- 0				
1- 1	0- 0	0- 0	AWAY	0- 0	0- 0	1- 1				
0- 0	0- 0	0- 0	NEUTRAL	0- 0	0- 0	0- 0				
1- 3	0- 1	1- 0	CONFERENCE	0- 1	0- 0	0- 1				
1- 1	0- 1	1- 0	HOME	0- 0	0- 0	0- 0				
0- 2	0- 0	0- 0	AWAY	0- 1	0- 0	0- 1				
0- 0	0- 0	0- 0	NEUTRAL	0- 0	0- 0	0- 0				

RPI 1-25				RPI 26-50				RPI 51-100				RPI 101+				Team's RPI: 140
RPI	S	Opponent	Score	RPI	S	Opponent	Score	RPI	S	Opponent	Score	RPI	S	Opponent	Score	
3	H	Bayl or	56 73	49	H	Kansas	69 66	53	H	SFA	77 69	106	H	Idaho	77 88	
								68	A	Okl ahoma St.	57 65	153	A	Okl ahoma	61 66	
												168	H	Southern U.	76 58	
												169	H	Abilene Christian	105 54	
												192	H	Jacksonville St.	71 58	
												202	A	Flori da	67 72	
												221	H	Texas Southern	75 55	
												252	A	Nevada	86 67	
												289	H	A&M-Corpus Christi	78 61	
												290	H	Houston Baptist	82 76	
												312	H	La. -Monroe	86 42	
LAST 12 Division I GAMES:																
168	H	Southern U.	76 58	68	A	Okl ahoma St.	57 65									
252	A	Nevada	86 67	49	H	Kansas	69 66									
202	A	Flori da	67 72	3	H	Bayl or	56 73									
53	H	SFA	77 69	153	A	Okl ahoma	61 66									
290	H	Houston Baptist	82 76	169	H	Abilene Christian	105 54									
289	H	A&M-Corpus Christi	78 61	221	H	Texas Southern	75 55									

Non-Div I Games:

Texas Tech

T  
o  
l  
e  
d  
o

Toledo				Through Games Of Jan. 14, 2019							
Average RPI	Win:	221	WON-LOST	WINNING	LAST 10	STRENGTH OF	OPP. STRENGTH	TEAM	ADJ.	CONF.	ADJ CONF.
Average RPI	Loss:	79	RECORD	PCT. RANK	GAMES	SCHEDULE	OF SCHEDULE	RPI	RPI	RPI	RPI
DIV. I ONLY			9- 5	97	7-3	162	132	109	109	8	8
DIV. I NON-CONF.			8- 3	72	0- 0	196	119	80	80	8	8
-----											
TOTALS	RPI 1-25			RPI 26-50		W-L RECORDS	RPI 51-100	RPI 101-150		RPI 150+	
9- 5	0- 1			0- 0		OVERALL	1- 3	2- 1		6- 0	
5- 2	0- 1			0- 0		HOME	0- 1	2- 0		3- 0	
4- 3	0- 0			0- 0		AWAY	1- 2	0- 1		3- 0	
0- 0	0- 0			0- 0		NEUTRAL	0- 0	0- 0		0- 0	
8- 3	0- 1			0- 0		NON-CONFERENCE	1- 2	2- 0		5- 0	
4- 1	0- 1			0- 0		HOME	0- 0	2- 0		2- 0	
4- 2	0- 0			0- 0		AWAY	1- 2	0- 0		3- 0	
0- 0	0- 0			0- 0		NEUTRAL	0- 0	0- 0		0- 0	
1- 2	0- 0			0- 0		CONFERENCE	0- 1	0- 1		1- 0	
1- 1	0- 0			0- 0		HOME	0- 1	0- 0		1- 0	
0- 1	0- 0			0- 0		AWAY	0- 0	0- 1		0- 0	
0- 0	0- 0			0- 0		NEUTRAL	0- 0	0- 0		0- 0	

RPI 1-25				RPI 26-50				RPI 51-100				RPI 101+ Team's RPI: 109			
RPI	S	Opponent	Score	RPI	S	Opponent	Score	RPI	S	Opponent	Score	RPI	S	Opponent	Score
1	H	Notre Dame	56 72					60	A	Belmont	78 69	133	H	Stony Brook	80 48
								71	H	Kent St.	47 58	134	H	Duquesne	65 52
								84	A	Maine	59 73	139	A	Miami (OH)	64 65
								99	A	Dayton	49 70	190	H	Ball St.	65 58
												260	A	Cleveland St.	65 60
												268	A	Memphis	58 48
												305	A	Valparaiso	65 59
												311	H	Iona	84 38
												332	H	Detroit Mercy	77 60
-----															
LAST 12 Division I GAMES:															
260	A	Cleveland St.	65 60	71	H	Kent St.	47 58								
268	A	Memphis	58 48	139	A	Miami (OH)	64 65								
60	A	Belmont	78 69	190	H	Ball St.	65 58								
305	A	Valparaiso	65 59	332	H	Detroit Mercy	77 60								
99	A	Dayton	49 70	133	H	Stony Brook	80 48								
134	H	Duquesne	65 52	1	H	Notre Dame	56 72								

T  
o  
l  
e  
d  
o

Non-Div I Games:

Toledo

Average RPI Win:	220	WON-LOST	WINNING	LAST 10	STRENGTH OF	OPP. STRENGTH	TEAM	ADJ.	CONF.	ADJ CONF.
Average RPI Loss:	131	RECORD	PCT. RANK	GAMES	SCHEDULE	OF SCHEDULE	RPI	RPI	RPI	RPI
DIV. I ONLY	10- 5	86	7-3	212	131	90	90	10	10	
DIV. I NON-CONF.	6- 5	143	0- 0	273	150	154	154	13	13	
-----										
TOTALS	RPI 1-25	RPI 26-50	W-L RECORDS	RPI 51-100	RPI 101-150	RPI 150+				
10- 5	0- 1	1- 0	OVERALL	0- 1	0- 1	9- 2				
5- 0	0- 0	1- 0	HOME	0- 0	0- 0	4- 0				
5- 5	0- 1	0- 0	AWAY	0- 1	0- 1	5- 2				
0- 0	0- 0	0- 0	NEUTRAL	0- 0	0- 0	0- 0				
6- 5	0- 1	0- 0	NON-CONFERENCE	0- 1	0- 1	6- 2				
3- 0	0- 0	0- 0	HOME	0- 0	0- 0	3- 0				
3- 5	0- 1	0- 0	AWAY	0- 1	0- 1	3- 2				
0- 0	0- 0	0- 0	NEUTRAL	0- 0	0- 0	0- 0				
4- 0	0- 0	1- 0	CONFERENCE	0- 0	0- 0	3- 0				
2- 0	0- 0	1- 0	HOME	0- 0	0- 0	1- 0				
2- 0	0- 0	0- 0	AWAY	0- 0	0- 0	2- 0				
0- 0	0- 0	0- 0	NEUTRAL	0- 0	0- 0	0- 0				

RPI 1-25				RPI 26-50				RPI 51-100				RPI 101+			
RPI	S	Opponent	Score	RPI	S	Opponent	Score	RPI	S	Opponent	Score	RPI	S	Opponent	Score
4	A	Syracuse	55 98	29	H	Northeastern	88 83	91	A	Wake Forest	53 60	138	A	West Virginia	43 90
												156	A	Drexel	55 54
												181	H	Massachusetts	78 53
												187	A	George Washington	63 76
												198	A	Delaware	56 48
												231	H	Hofstra	92 68
												237	A	Mt. St. Mary's	78 87
												256	H	La Salle	92 68
												262	A	Marshall	76 69
												279	A	Saint Joseph's	73 52
												292	A	UMBC	71 62
												313	H	Loyola Maryland	62 57
LAST 12 Division I GAMES:															
279	A	Saint Joseph's	73 52	231	H	Hofstra	92 68								
313	H	Loyola Maryland	62 57	29	H	Northeastern	88 83								
4	A	Syracuse	55 98	198	A	Delaware	56 48								
187	A	George Washington	63 76	156	A	Drexel	55 54								
237	A	Mt. St. Mary's	78 87	262	A	Marshall	76 69								
292	A	UMBC	71 62	138	A	West Virginia	43 90								

Non-Div I Games:

Towson

Average RPI	Win:	208	WON-LOST	WINNING	LAST 10	STRENGTH OF	OPP. STRENGTH	TEAM	ADJ.	CONF.	ADJ CONF.
Average RPI	Loss:	44	RECORD	PCT. RANK	GAMES	SCHEDULE	OF SCHEDULE	RPI	RPI	RPI	RPI
DIV. I ONLY		12- 2		22	9-1	280	90	86	86	15	15
DIV. I NON-CONF.		8- 2		51	0- 0	322	115	139	139	16	16
-----											
TOTALS	RPI 1-25		RPI 26-50		W-L RECORDS	RPI 51-100		RPI 101-150		RPI 150+	
12- 2	0- 0		0- 1		OVERALL	0- 1		3- 0		9- 0	
5- 1	0- 0		0- 0		HOME	0- 1		2- 0		3- 0	
5- 1	0- 0		0- 1		AWAY	0- 0		1- 0		4- 0	
2- 0	0- 0		0- 0		NEUTRAL	0- 0		0- 0		2- 0	
8- 2	0- 0		0- 1		NON-CONFERENCE	0- 1		0- 0		8- 0	
3- 1	0- 0		0- 0		HOME	0- 1		0- 0		3- 0	
3- 1	0- 0		0- 1		AWAY	0- 0		0- 0		3- 0	
2- 0	0- 0		0- 0		NEUTRAL	0- 0		0- 0		2- 0	
4- 0	0- 0		0- 0		CONFERENCE	0- 0		3- 0		1- 0	
2- 0	0- 0		0- 0		HOME	0- 0		2- 0		0- 0	
2- 0	0- 0		0- 0		AWAY	0- 0		1- 0		1- 0	
0- 0	0- 0		0- 0		NEUTRAL	0- 0		0- 0		0- 0	

RPI 1-25				RPI 26-50				RPI 51-100				Team's RPI: 86				RPI 101+			
RPI	S	Opponent	Score	RPI	S	Opponent	Score	RPI	S	Opponent	Score	RPI	S	Opponent	Score	RPI	S	Opponent	Score
				26	A	Florida St.	67 103	62	H	Middle Tenn.	64 67					112	A	Appalachian St.	83 72
																122	H	Arkansas St.	87 79
																128	H	Little Rock	71 66
																189	A	Ole Miss	71 54
																192	A	Jacksonville St.	89 63
																207	A	Coastal Caro.	82 81
																214	N	Sam Houston St.	84 79
																216	H	Samford	72 52
																263	H	Alabama St.	116 46
																269	N	Mississippi Val.	75 54
																271	A	ETSU	84 66
																314	H	Tennessee St.	92 67
LAST 12 Division I GAMES:																			
				62	H	Middle Tenn.	64 67	122	H	Arkansas St.	87 79								
				263	H	Alabama St.	116 46	128	H	Little Rock	71 66								
				269	N	Mississippi Val.	75 54	112	A	Appalachian St.	83 72								
				214	N	Sam Houston St.	84 79	207	A	Coastal Caro.	82 81								
				271	A	ETSU	84 66	192	A	Jacksonville St.	89 63								
				314	H	Tennessee St.	92 67	189	A	Ole Miss	71 54								

Non-Div I Games: Talladega 91 70

Troy

T  
u  
l  
a  
n  
e

Tulane				Through Games Of Jan. 14, 2019							
Average RPI	Win:	192	WON-LOST	WINNING	LAST 10	STRENGTH OF	OPP. STRENGTH	TEAM	ADJ.	CONF.	ADJ CONF.
Average RPI	Loss:	70	RECORD	PCT. RANK	GAMES	SCHEDULE	OF SCHEDULE	RPI	RPI	RPI	RPI
DIV. I ONLY			13- 3	30	8-2	218	55	74	74	9	9
DIV. I NON-CONF.			10- 3	60	1- 0	216	34	84	84	9	9
-----											
TOTALS		RPI 1-25		RPI 26-50		W-L RECORDS		RPI 51-100	RPI 101-150	RPI 150+	
13- 3		1- 1		1- 0		OVERALL		1- 1	1- 1	9- 0	
7- 1		0- 0		0- 0		HOME		1- 1	1- 0	5- 0	
3- 1		0- 0		1- 0		AWAY		0- 0	0- 1	2- 0	
3- 1		1- 1		0- 0		NEUTRAL		0- 0	0- 0	2- 0	
10- 3		1- 1		1- 0		NON-CONFERENCE		1- 1	1- 1	6- 0	
6- 1		0- 0		0- 0		HOME		1- 1	1- 0	4- 0	
1- 1		0- 0		1- 0		AWAY		0- 0	0- 1	0- 0	
3- 1		1- 1		0- 0		NEUTRAL		0- 0	0- 0	2- 0	
3- 0		0- 0		0- 0		CONFERENCE		0- 0	0- 0	3- 0	
1- 0		0- 0		0- 0		HOME		0- 0	0- 0	1- 0	
2- 0		0- 0		0- 0		AWAY		0- 0	0- 0	2- 0	
0- 0		0- 0		0- 0		NEUTRAL		0- 0	0- 0	0- 0	

RPI 1-25				RPI 26-50				RPI 51-100 Team's RPI: 74				RPI 101+			
RPI	S	Opponent	Score	RPI	S	Opponent	Score	RPI	S	Opponent	Score	RPI	S	Opponent	Score
18	N	Central Mich.	68 57	50	A	LSU	56 54	73	H	Old Domini on	48 56	114	A	Al abama	58 69
24	N	Cal i forn i a	57 65					100	H	Washi ngton	63 51	144	H	Texas St.	67 61
												176	H	Ni chol l s St.	71 46
												196	H	East Carol i na	68 57
												221	H	Texas Southern	62 56
												230	H	Southern Miss.	71 54
												239	A	SMU	61 43
												253	A	Temple	66 57
												260	N	Cleveland St.	81 72
												274	H	Fla. Atlantic	88 45
												340	N	Florida A&M	78 34
-----															
LAST 12 Divisi on I GAMES:															
73	H	Old Domini on	48 56	144	H	Texas St.	67 61								
114	A	Al abama	58 69	239	A	SMU	61 43								
176	H	Ni chol l s St.	71 46	253	A	Temple	66 57								
230	H	Southern Miss.	71 54	196	H	East Carol i na	68 57								
274	H	Fla. Atlantic	88 45	340	N	Florida A&M	78 34								
260	N	Cleveland St.	81 72	18	N	Central Mi ch.	68 57								

Non-Di v I Games:

Tulane

T  
u  
l  
a  
n  
e



Average RPI Win: **206**  
 Average RPI Loss: **83**

WON-LOST  
RECORD

WINNING  
PCT. RANK

LAST 10  
GAMES

STRENGTH OF  
SCHEDULE

OPP. STRENGTH  
OF SCHEDULE

TEAM  
RPI

ADJ.  
RPI

CONF.  
RPI

ADJ CONF.  
RPI

DIV. I ONLY	9- 7	132	6-4	127	87	121	121	9	9
DIV. I NON-CONF.	6- 7	172	0- 1	122	40	149	149	9	9
-----									
TOTALS	RPI 1-25	RPI 26-50	W-L RECORDS	RPI 51-100	RPI 101-150	RPI 150+			
9- 7	0- 1	0- 0	OVERALL	0- 3	1- 3	8- 0			
6- 2	0- 0	0- 0	HOME	0- 1	0- 1	6- 0			
2- 5	0- 1	0- 0	AWAY	0- 2	0- 2	2- 0			
1- 0	0- 0	0- 0	NEUTRAL	0- 0	1- 0	0- 0			
6- 7	0- 1	0- 0	NON-CONFERENCE	0- 3	1- 3	5- 0			
4- 2	0- 0	0- 0	HOME	0- 1	0- 1	4- 0			
1- 5	0- 1	0- 0	AWAY	0- 2	0- 2	1- 0			
1- 0	0- 0	0- 0	NEUTRAL	0- 0	1- 0	0- 0			
3- 0	0- 0	0- 0	CONFERENCE	0- 0	0- 0	3- 0			
2- 0	0- 0	0- 0	HOME	0- 0	0- 0	2- 0			
1- 0	0- 0	0- 0	AWAY	0- 0	0- 0	1- 0			
0- 0	0- 0	0- 0	NEUTRAL	0- 0	0- 0	0- 0			

RPI 1-25				RPI 26-50				RPI 51-100				RPI 101+ Team's RPI: 121			
RPI	S	Opponent	Score	RPI	S	Opponent	Score	RPI	S	Opponent	Score	RPI	S	Opponent	Score
15	A	Arizona St.	52 <b>70</b>					53	A	SFA	34 <b>76</b>	114	N	Alabama	80 73
								55	H	Arkansas	59 <b>61</b>	122	A	Arkansas St.	60 <b>73</b>
								60	A	Belmont	53 <b>78</b>	128	H	Little Rock	53 <b>63</b>
												145	A	American	52 <b>68</b>
												159	A	Oral Roberts	76 68
												169	H	Abilene Christian	75 63
												196	A	East Carolina	75 55
												197	H	Saint Louis	86 75
												224	H	Stetson	55 54
												258	H	Wichita St.	63 49
												268	H	Memphis	46 39
												270	H	UTEP	66 45
LAST 12 Division I GAMES:															
128	H	Little Rock	53 <b>63</b>	15	A	Arizona St.	52 <b>70</b>	196	A	East Carolina	75 55				
122	A	Arkansas St.	60 <b>73</b>					268	H	Memphis	46 39				
114	N	Alabama	80 73					258	H	Wichita St.	63 49				
169	H	Abilene Christian	75 63					270	H	UTEP	66 45				
53	A	SFA	34 <b>76</b>					55	H	Arkansas	59 <b>61</b>				
197	H	Saint Louis	86 75												

Non-Div I Games:

Tulsa

**Loss**, **Non-Conf**, **S Site**, **H Home** **A Away** **N Neutral**

Average RPI	Win: 250	WON-LOST	WINNING	LAST 10	STRENGTH OF	OPP. STRENGTH	TEAM	ADJ.	CONF.	ADJ CONF.
Average RPI	Loss: 90	RECORD	PCT. RANK	GAMES	SCHEDULE	OF SCHEDULE	RPI	RPI	RPI	RPI
DIV. I ONLY	14- 2	15	9-1	350	142	170	170	16	16	
DIV. I NON-CONF.	11- 1	13	0- 1	342	167	141	141	19	19	
<hr/>										
TOTALS	RPI 1-25	RPI 26-50	W-L RECORDS	RPI 51-100	RPI 101-150	RPI 150+				
14- 2	0- 0	0- 1	OVERALL	1- 0	1- 1	12- 0				
6- 1	0- 0	0- 0	HOME	0- 0	1- 1	5- 0				
6- 0	0- 0	0- 0	AWAY	1- 0	0- 0	5- 0				
2- 1	0- 0	0- 1	NEUTRAL	0- 0	0- 0	2- 0				
11- 1	0- 0	0- 1	NON-CONFERENCE	1- 0	1- 0	9- 0				
5- 0	0- 0	0- 0	HOME	0- 0	1- 0	4- 0				
4- 0	0- 0	0- 0	AWAY	1- 0	0- 0	3- 0				
2- 1	0- 0	0- 1	NEUTRAL	0- 0	0- 0	2- 0				
3- 1	0- 0	0- 0	CONFERENCE	0- 0	0- 1	3- 0				
1- 1	0- 0	0- 0	HOME	0- 0	0- 1	1- 0				
2- 0	0- 0	0- 0	AWAY	0- 0	0- 0	2- 0				
0- 0	0- 0	0- 0	NEUTRAL	0- 0	0- 0	0- 0				

U

U

A

A

B

B

RPI	S	Opponent	Score	RPI	S	Opponent	Score	RPI	S	Opponent	Score	Team's RPI: 170
30	N	Tennessee	69 73	88	A	FGCU	62 60	112	H	Appalachian St.	80 61	
								149	H	Louisiana Tech	68 73	
								153	N	Oklahoma	89 84	
								216	A	Samford	66 41	
								230	H	Southern Miss.	71 60	
								255	H	Alabama A&M	82 47	
								263	A	Alabama St.	62 47	
								268	H	Memphis	85 54	
								274	A	Fla. Atlantic	89 64	
								287	N	Coppin St.	86 61	
								317	A	FIU	83 59	
								342	A	Chicago St.	90 45	
								345	H	McNeese	91 48	
								351	H	Alcorn	80 53	
<hr/>												
LAST 12 Division I GAMES:												
287	N	Coppin St.	86 61	30	N	Tennessee	69 73					
263	A	Alabama St.	62 47	230	H	Southern Miss.	71 60					
345	H	McNeese	91 48	149	H	Louisiana Tech	68 73					
216	A	Samford	66 41	317	A	FIU	83 59					
351	H	Alcorn	80 53	274	A	Fla. Atlantic	89 64					
255	H	Alabama A&M	82 47	88	A	FGCU	62 60					

Non-Div I Games: Ala.-Huntsville 83 58

UAB

U  
C  
D  
a  
v  
i  
s

Through Games Of Jan. 14, 2019											
UC Davi s		Average RPI	Wi n:	204	WON-LOST	WINNING	LAST 10	STRENGTH OF		OPP. STRENGTH	TEAM
		Average RPI	Loss:	129	RECORD	PCT. RANK	GAMES	SCHEDULE		OF SCHEDULE	RPI
DIV. I ONLY		8- 6		125	7-3		236	60		137	137
DIV. I NON-CONF.		7- 5		132	0- 1		203	44		109	109
TOTALS		RPI 1-25	RPI 26-50		W-L RECORDS		RPI 51-100	RPI 101-150		RPI 150+	
8- 6		0- 1	0- 0		OVERALL		2- 1	0- 2		6- 2	
3- 1		0- 0	0- 0		HOME		1- 1	0- 0		2- 0	
4- 5		0- 1	0- 0		AWAY		1- 0	0- 2		3- 2	
1- 0		0- 0	0- 0		NEUTRAL		0- 0	0- 0		1- 0	
7- 5		0- 1	0- 0		NON-CONFERENCE		2- 1	0- 2		5- 1	
3- 1		0- 0	0- 0		HOME		1- 1	0- 0		2- 0	
3- 4		0- 1	0- 0		AWAY		1- 0	0- 2		2- 1	
1- 0		0- 0	0- 0		NEUTRAL		0- 0	0- 0		1- 0	
1- 1		0- 0	0- 0		CONFERENCE		0- 0	0- 0		1- 1	
0- 0		0- 0	0- 0		HOME		0- 0	0- 0		0- 0	
1- 1		0- 0	0- 0		AWAY		0- 0	0- 0		1- 1	
0- 0		0- 0	0- 0		NEUTRAL		0- 0	0- 0		0- 0	

RPI 1-25				RPI 26-50				RPI 51-100				RPI 101+ Team's RPI: 137			
RPI	S	Opponent	Score	RPI	S	Opponent	Score	RPI	S	Opponent	Score	RPI	S	Opponent	Score
2	A	Stanford	43 71					54	H	Saint Mary's (CA)	76 74	127	A	Loyol a Marymount	53 60
								75	H	Paci fi c	80 83	148	A	Portland St.	50 65
								95	A	Washington St.	75 62	154	A	Montana	56 62
												199	H	Southern Utah	68 45
												209	A	UC Ri versi de	67 59
												243	A	San Francis co	70 68
												247	A	Sacramento St.	109 60
												252	N	Nevada	84 68
												265	A	Hawai i	60 65
												335	H	Seattle U	76 59
LAST 12 Divi sion I GAMES:															
247	A	Sacramento St.	109 60	154	A	Montana	56 62								
252	N	Nevada	84 68	265	A	Hawai i	60 65								
127	A	Loyol a Marymount	53 60	209	A	UC Ri versi de	67 59								
199	H	Southern Utah	68 45	54	H	Saint Mary's (CA)	76 74								
95	A	Washington St.	75 62	243	A	San Francis co	70 68								
148	A	Portland St.	50 65	335	H	Seattle U	76 59								

Non-Di v I Games: Domi ni can (CA) 92 42

UC Davi s

U  
C  
D  
a  
v  
i  
s

UC Irvine											Through Games Of Jan. 14, 2019										
Average RPI Win:		237	WON-LOST RECORD		WINNING PCT. RANK		LAST 10 GAMES		STRENGTH OF SCHEDULE		OPP. STRENGTH OF SCHEDULE		TEAM RPI		ADJ. RPI		CONF. RPI		ADJ CONF. RPI		
DIV. I ONLY		11- 2		23		8-2		324		160		131		131		22		22			
DIV. I NON-CONF.		9- 2		43		0- 0		315		154		130		130		21		21			
TOTALS		RPI 1-25		RPI 26-50		W-L RECORDS		RPI 51-100		RPI 101-150		RPI 150+									
11- 2		0- 1		0- 0		OVERALL		0- 0		3- 0		8- 1									
5- 1		0- 0		0- 0		HOME		0- 0		0- 0		5- 1									
4- 1		0- 1		0- 0		AWAY		0- 0		2- 0		2- 0									
2- 0		0- 0		0- 0		NEUTRAL		0- 0		1- 0		1- 0									
9- 2		0- 1		0- 0		NON-CONFERENCE		0- 0		3- 0		6- 1									
4- 1		0- 0		0- 0		HOME		0- 0		0- 0		4- 1									
3- 1		0- 1		0- 0		AWAY		0- 0		2- 0		1- 0									
2- 0		0- 0		0- 0		NEUTRAL		0- 0		1- 0		1- 0									
2- 0		0- 0		0- 0		CONFERENCE		0- 0		0- 0		2- 0									
1- 0		0- 0		0- 0		HOME		0- 0		0- 0		1- 0									
1- 0		0- 0		0- 0		AWAY		0- 0		0- 0		1- 0									
0- 0		0- 0		0- 0		NEUTRAL		0- 0		0- 0		0- 0									
RPI 1-25		RPI 26-50		RPI 51-100		RPI 101+		Team's RPI: 131													
RPI S	Opponent	Score	RPI S	Opponent	Score	RPI S	Opponent	Score	RPI S	Opponent	Score										
5	A Oregon	69 115							143	A Portland	84 69										
									146	N Indiana St.	77 61										
									148	A Portland St.	73 68										
									160	H CSUN	65 61										
									199	H Southern Utah	75 58										
									203	H San Diego St.	70 78										
									234	H UNLV	57 55										
									291	H CSU Bakersfield	85 78										
									293	A Cal Poly	75 59										
									306	A San Jose St.	74 66										
									335	H Seattle U	65 60										
									350	N LIU Brooklyn	84 71										
LAST 12 Division I GAMES:																					
203	H	San Diego St.	70	78	160	H	CSUN	65	61												
306	A	San Jose St.	74	66	293	A	Cal Poly	75	59												
291	H	CSU Bakersfield	85	78	335	H	Seattle U	65	60												
146	N	Indiana St.	77	61	5	A	Oregon	69	115												
350	N	LIU Brooklyn	84	71	148	A	Portland St.	73	68												
199	H	Southern Utah	75	58	143	A	Portland	84	69												

Non-Div I Games: LIFE Pacific 105 31

Average RPI Win:	234	WON-LOST	WINNING	LAST 10	STRENGTH OF	OPP. STRENGTH	TEAM	ADJ.	CONF.	ADJ CONF.
Average RPI Loss:	129	RECORD	PCT. RANK	GAMES	SCHEDULE	OF SCHEDULE	RPI	RPI	RPI	RPI
DIV. I ONLY	6- 10	235	4-6	201	146	209	209	22	22	
DIV. I NON-CONF.	6- 8	199	1- 0	169	140	185	185	21	21	
-----										
TOTALS	RPI 1-25	RPI 26-50	W-L RECORDS	RPI 51-100	RPI 101-150	RPI 150+				
6- 10	0- 1	0- 2	OVERALL	0- 2	0- 1	6- 4				
3- 2	0- 0	0- 0	HOME	0- 0	0- 1	3- 1				
2- 5	0- 0	0- 1	AWAY	0- 2	0- 0	2- 2				
1- 3	0- 1	0- 1	NEUTRAL	0- 0	0- 0	1- 1				
6- 8	0- 1	0- 2	NON-CONFERENCE	0- 2	0- 0	6- 3				
3- 0	0- 0	0- 0	HOME	0- 0	0- 0	3- 0				
2- 5	0- 0	0- 1	AWAY	0- 2	0- 0	2- 2				
1- 3	0- 1	0- 1	NEUTRAL	0- 0	0- 0	1- 1				
0- 2	0- 0	0- 0	CONFERENCE	0- 0	0- 1	0- 1				
0- 2	0- 0	0- 0	HOME	0- 0	0- 1	0- 1				
0- 0	0- 0	0- 0	AWAY	0- 0	0- 0	0- 0				
0- 0	0- 0	0- 0	NEUTRAL	0- 0	0- 0	0- 0				

RPI 1-25				RPI 26-50				RPI 51-100				RPI 101+ Team's RPI: 209			
RPI	S	Opponent	Score	RPI	S	Opponent	Score	RPI	S	Opponent	Score	RPI	S	Opponent	Score
5	N	Oregon	44 <b>94</b>	28	A	BYU	70 <b>72</b>	61	A	Southern California	55 <b>73</b>	137	H	UC Davis	59 <b>67</b>
				38	N	Texas A&M	63 <b>70</b>	68	A	Oklahoma St.	51 <b>76</b>	182	N	Milwaukee	54 <b>56</b>
												186	H	New Mexico St.	65 64
												188	N	Eastern Wash.	57 45
												199	H	Southern Utah	56 50
												207	H	Coastal Caro.	62 43
												215	H	Long Beach St.	45 <b>63</b>
												259	A	Utah Valley	53 <b>56</b>
												291	A	CSU Bakersfield	79 67
												294	A	California Baptist	57 <b>65</b>
												330	A	Weber St.	71 39
LAST 12 Division I GAMES:															
				330	A	Weber St.	71 39	199	H	Southern Utah	56 50				
				188	N	Eastern Wash.	57 45	215	H	Long Beach St.	45 <b>63</b>				
				38	N	Texas A&M	63 <b>70</b>	137	H	UC Davis	59 <b>67</b>				
				294	A	California Baptist	57 <b>65</b>	291	A	CSU Bakersfield	79 67				
				182	N	Milwaukee	54 <b>56</b>	186	H	New Mexico St.	65 64				
				5	N	Oregon	44 <b>94</b>	259	A	Utah Valley	53 <b>56</b>				

Non-Div I Games:

UC Riverside

UC Santa Barbara				Through Games Of Jan. 14, 2019							
Average RPI	Win:	253	WON-LOST	WINNING	LAST 10	STRENGTH OF	OPP. STRENGTH	TEAM	ADJ.	CONF.	ADJ CONF.
Average RPI	Loss:	172	RECORD	PCT. RANK	GAMES	SCHEDULE	OF SCHEDULE	RPI	RPI	RPI	RPI
DIV. I ONLY			3- 12	306	3-7	274	182	316	316	22	22
DIV. I NON-CONF.			3- 10	278	1- 0	252	183	296	296	21	21
-----											
TOTALS		RPI 1-25		RPI 26-50		W-L RECORDS		RPI 51-100	RPI 101-150		RPI 150+
3- 12		0- 1		0- 0		OVERALL		0- 3	0- 1		3- 7
1- 5		0- 0		0- 0		HOME		0- 1	0- 1		1- 3
1- 7		0- 1		0- 0		AWAY		0- 2	0- 0		1- 4
1- 0		0- 0		0- 0		NEUTRAL		0- 0	0- 0		1- 0
3- 10		0- 1		0- 0		NON-CONFERENCE		0- 3	0- 1		3- 5
1- 5		0- 0		0- 0		HOME		0- 1	0- 1		1- 3
1- 5		0- 1		0- 0		AWAY		0- 2	0- 0		1- 2
1- 0		0- 0		0- 0		NEUTRAL		0- 0	0- 0		1- 0
0- 2		0- 0		0- 0		CONFERENCE		0- 0	0- 0		0- 2
0- 0		0- 0		0- 0		HOME		0- 0	0- 0		0- 0
0- 2		0- 0		0- 0		AWAY		0- 0	0- 0		0- 2
0- 0		0- 0		0- 0		NEUTRAL		0- 0	0- 0		0- 0

RPI 1-25				RPI 26-50				RPI 51-100				RPI 101+ Team's RPI: 316			
RPI	S	Opponent	Score	RPI	S	Opponent	Score	RPI	S	Opponent	Score	RPI	S	Opponent	Score
24	A	Cal i forni a	45 69					54	H	Saint Mary's (CA)	55 80	127	H	Loyol a Marymount	57 70
								61	A	Southern Cal i forni a	39 82	160	A	CSUN	65 73
								75	A	Paci fi c	53 69	186	H	New Mexico St.	73 81
												203	A	San Diego St.	63 58
												223	N	Dartmouth	62 56
												234	A	UNLV	51 69
												259	A	Utah Valley	54 63
												291	H	CSU Bakersfi el d	48 56
												293	A	Cal Poly	67 75
												294	H	Cal i forni a Bapti st	64 76
												333	H	Grand Canyon	66 55
-----															
LAST 12 Divi s i on I GAMES:															
24	A	Cal i forni a	45 69	223	N	Dartmouth	62 56								
75	A	Paci fi c	53 69	293	A	Cal Poly	67 75								
333	H	Grand Canyon	66 55	160	A	CSUN	65 73								
54	H	Saint Mary's (CA)	55 80	186	H	New Mexico St.	73 81								
234	A	UNLV	51 69	203	A	San Diego St.	63 58								
127	H	Loyol a Marymount	57 70	294	H	Cal i forni a Bapti st	64 76								

Non-Di v I Games:

Average RPI Win:	161	WON-LOST	WINNING	LAST 10	STRENGTH OF	OPP. STRENGTH	TEAM	ADJ.	CONF.	ADJ CONF.
Average RPI Loss:	11	RECORD	PCT. RANK	GAMES	SCHEDULE	OF SCHEDULE	RPI	RPI	RPI	RPI
DIV. I ONLY	14- 2	15	9-1	117	29	19	19	9	9	
DIV. I NON-CONF.	11- 2	33	0- 0	127	10	20	20	9	9	
-----										
TOTALS	RPI 1-25	RPI 26-50	W-L RECORDS	RPI 51-100	RPI 101-150	RPI 150+				
14- 2	0- 2	0- 0	OVERALL	4- 0	4- 0	6- 0				
5- 0	0- 0	0- 0	HOME	2- 0	2- 0	1- 0				
8- 1	0- 1	0- 0	AWAY	2- 0	2- 0	4- 0				
1- 1	0- 1	0- 0	NEUTRAL	0- 0	0- 0	1- 0				
11- 2	0- 2	0- 0	NON-CONFERENCE	4- 0	2- 0	5- 0				
4- 0	0- 0	0- 0	HOME	2- 0	1- 0	1- 0				
6- 1	0- 1	0- 0	AWAY	2- 0	1- 0	3- 0				
1- 1	0- 1	0- 0	NEUTRAL	0- 0	0- 0	1- 0				
3- 0	0- 0	0- 0	CONFERENCE	0- 0	2- 0	1- 0				
1- 0	0- 0	0- 0	HOME	0- 0	1- 0	0- 0				
2- 0	0- 0	0- 0	AWAY	0- 0	1- 0	1- 0				
0- 0	0- 0	0- 0	NEUTRAL	0- 0	0- 0	0- 0				

RPI	S	Opponent	Score	RPI	S	Opponent	Score	RPI	S	Opponent	Score	RPI	S	Opponent	Score
4	N	Syracuse	52 57					52	H	Villanova	71 56	130	H	Cincinnati	56 55
18	A	Central Mich.	68 75					70	A	Quinnipiac	47 45	132	H	Chattanooga	75 37
								75	H	Pacific	64 57	134	A	Duquesne	71 63
								83	A	Pittsburgh	61 58	147	A	South Fla.	62 49
												174	A	Mercer	76 42
												198	A	Delaware	71 60
												224	A	Stetson	78 55
												268	A	Memphis	68 55
												282	N	Liberty	53 45
												283	H	Richmond	70 48
-----															
LAST 12 Division I GAMES:															
75	H	Pacific	64 57	130	H	Cincinnati	56 55								
134	A	Duquesne	71 63	147	A	South Fla.	62 49								
198	A	Delaware	71 60	268	A	Memphis	68 55								
132	H	Chattanooga	75 37	70	A	Quinnipiac	47 45								
52	H	Villanova	71 56	4	N	Syracuse	52 57								
283	H	Richmond	70 48	282	N	Liberty	53 45								

Non-Div I Games:

UCF

Average RPI	Win:	130	WON-LOST	WINNING	LAST 10	STRENGTH OF	OPP. STRENGTH	TEAM	ADJ.	CONF.	ADJ CONF.
Average RPI	Loss:	51	RECORD	PCT. RANK	GAMES	SCHEDULE	OF SCHEDULE	RPI	RPI	RPI	RPI
DIV. I ONLY		9- 8		161	6-4	3	79	39	39	2	2
DIV. I NON-CONF.		7- 5		132	0- 0	23	177	72	72	2	2
-----											
TOTALS	RPI 1-25		RPI 26-50		W-L RECORDS	RPI 51-100		RPI 101-150		RPI 150+	
9- 8	1- 3		0- 3		OVERALL	5- 0		1- 2		2- 0	
6- 3	0- 2		0- 1		HOME	4- 0		1- 0		1- 0	
3- 2	1- 1		0- 0		AWAY	1- 0		0- 1		1- 0	
0- 3	0- 0		0- 2		NEUTRAL	0- 0		0- 1		0- 0	
7- 5	0- 1		0- 2		NON-CONFERENCE	4- 0		1- 2		2- 0	
6- 1	0- 1		0- 0		HOME	4- 0		1- 0		1- 0	
1- 1	0- 0		0- 0		AWAY	0- 0		0- 1		1- 0	
0- 3	0- 0		0- 2		NEUTRAL	0- 0		0- 1		0- 0	
2- 3	1- 2		0- 1		CONFERENCE	1- 0		0- 0		0- 0	
0- 2	0- 1		0- 1		HOME	0- 0		0- 0		0- 0	
2- 1	1- 1		0- 0		AWAY	1- 0		0- 0		0- 0	
0- 0	0- 0		0- 0		NEUTRAL	0- 0		0- 0		0- 0	

RPI 1-25				RPI 26-50				RPI 51-100				RPI 101+			
RPI	S	Opponent	Score	RPI	S	Opponent	Score	RPI	S	Opponent	Score	RPI	S	Opponent	Score
2	A	Stanford	80 86	31	N	Kentucky	74 75	61	A	Southern Cal i forni a	72 65	118	H	Ri ce	59 50
5	H	Oregon	52 72	34	H	Oregon St.	73 83	68	H	Okla homa St.	71 59	127	A	Loyol a Marymount	63 69
16	H	I ndi ana	65 67	46	N	North Carol i na	49 83	85	H	Seton Hall	78 62	147	N	South Fla.	56 60
24	A	Cal i forni a	84 79					87	H	Georgia	80 69	293	H	Cal Poly	81 35
								96	H	Fresno St.	89 80	338	A	UIC	78 47
-----															
LAST 12 Division I GAMES:															
338	A	UIC	78 47	5	H	Oregon	52 72	34	H	Oregon St.	73 83				
68	H	Okla homa St.	71 59	24	A	Cal i forni a	84 79	2	A	Stanford	80 86				
96	H	Fresno St.	89 80	61	A	Southern Cal i forni a	72 65								
16	H	I ndi ana	65 67	293	H	Cal Poly	81 35								
147	N	South Fla.	56 60												
31	N	Kentucky	74 75												

Non-Div I Games:

UCLA



U  
C  
o  
n  
n

UConn				Through Games Of Jan. 14, 2019											
Average RPI Win: 108		WON-LOST RECORD		WINNING PCT. RANK		LAST 10 GAMES		STRENGTH OF SCHEDULE		OPP. STRENGTH OF SCHEDULE		TEAM RPI	ADJ. RPI	CONF. RPI	ADJ CONF. RPI
Average RPI Loss: 3															
DIV. I ONLY		14- 1		9		9-1		32		1		7	7	9	9
DIV. I NON-CONF.		11- 1		13		0- 0		29		2		3	3	9	9
-----															
TOTALS		RPI 1-25		RPI 26-50		W-L RECORDS		RPI 51-100		RPI 101-150		RPI 150+			
14- 1		2- 1		2- 0		OVERALL		2- 0		4- 0		4- 0			
5- 0		0- 0		1- 0		HOME		1- 0		3- 0		0- 0			
5- 1		2- 1		0- 0		AWAY		0- 0		1- 0		2- 0			
4- 0		0- 0		1- 0		NEUTRAL		1- 0		0- 0		2- 0			
11- 1		2- 1		2- 0		NON-CONFERENCE		2- 0		1- 0		4- 0			
3- 0		0- 0		1- 0		HOME		1- 0		1- 0		0- 0			
4- 1		2- 1		0- 0		AWAY		0- 0		0- 0		2- 0			
4- 0		0- 0		1- 0		NEUTRAL		1- 0		0- 0		2- 0			
3- 0		0- 0		0- 0		CONFERENCE		0- 0		3- 0		0- 0			
2- 0		0- 0		0- 0		HOME		0- 0		2- 0		0- 0			
1- 0		0- 0		0- 0		AWAY		0- 0		1- 0		0- 0			
0- 0		0- 0		0- 0		NEUTRAL		0- 0		0- 0		0- 0			

RPI 1-25				Team's RPI: 7				RPI 26-50				RPI 51-100				RPI 101+			
RPI	S	Opponent	Score		RPI	S	Opponent	Score		RPI	S	Opponent	Score		RPI	S	Opponent	Score	
1	A	Notre Dame	89	71	36	H	DePaul	99	63	85	H	Seton Hall	99	61	104	H	Ohio St.	85	53
3	A	Baylor	57	68	45	N	Purdue	86	40	98	N	St. John's (NY)	65	55	126	A	Houston	81	61
24	A	Cal i forni a	76	66											130	H	Ci nci nnati	82	38
															147	H	South Fla.	63	46
															153	A	Okl ahoma	72	63
															173	N	Vanderbi l t	80	42
															189	N	Ole Miss	90	50
															197	A	Saint Louis	98	42
-----																			
LAST 12 Division I GAMES:																			
85	H	Seton Hall	99	61	147	H	South Fla.	63	46	130	H	Ci nci nnati	82	38					
197	A	Saint Louis	98	42	126	A	Houston	81	61	3	A	Baylor	57	68					
1	A	Notre Dame	89	71	24	A	Cal i forni a	76	66	153	A	Okl ahoma	72	63					
36	H	DePaul	99	63															
45	N	Purdue	86	40															
98	N	St. John's (NY)	65	55															

U  
C  
o  
n  
n

Non-Div I Games:

UConn

UIC		Average RPI Win: 310	WON-LOST RECORD	WINNING PCT. RANK	LAST 10 GAMES	STRENGTH OF SCHEDULE	OPP. STRENGTH OF SCHEDULE	TEAM RPI	ADJ. RPI	CONF. RPI	ADJ CONF. RPI
		Average RPI Loss: 183									
DIV. I ONLY		3- 14		316	1-9	322	198	338	338	19	19
DIV. I NON-CONF.		2- 9		297	0- 0	282	201	327	327	18	18
-----											
TOTALS	RPI 1-25		RPI 26-50		W-L RECORDS	RPI 51-100		RPI 101-150		RPI 150+	
3- 14	0- 1		0- 1		OVERALL	0- 2		0- 3		3- 7	
2- 6	0- 0		0- 1		HOME	0- 1		0- 1		2- 3	
1- 6	0- 1		0- 0		AWAY	0- 1		0- 2		1- 2	
0- 2	0- 0		0- 0		NEUTRAL	0- 0		0- 0		0- 2	
2- 9	0- 1		0- 1		NON-CONFERENCE	0- 1		0- 2		2- 4	
1- 3	0- 0		0- 1		HOME	0- 0		0- 1		1- 1	
1- 4	0- 1		0- 0		AWAY	0- 1		0- 1		1- 1	
0- 2	0- 0		0- 0		NEUTRAL	0- 0		0- 0		0- 2	
1- 5	0- 0		0- 0		CONFERENCE	0- 1		0- 1		1- 3	
1- 3	0- 0		0- 0		HOME	0- 1		0- 0		1- 2	
0- 2	0- 0		0- 0		AWAY	0- 0		0- 1		0- 1	
0- 0	0- 0		0- 0		NEUTRAL	0- 0		0- 0		0- 0	

RPI 1-25				RPI 26-50				RPI 51-100				RPI 101+ Team's RPI: 338			
RPI	S	Opponent	Score	RPI	S	Opponent	Score	RPI	S	Opponent	Score	RPI	S	Opponent	Score
13	A	Marquette	32 96	39	H	UCLA	47 78	81	H	Wright St.	46 79	119	A	Youngstown St.	29 81
								94	A	Northwestern	44 87	139	H	Miami (OH)	56 65
												146	A	Indiana St.	53 60
												219	A	Eastern Mich.	38 52
												236	H	Loyola Chicago	60 75
												260	A	Cleveland St.	53 71
												267	H	Northern Ky.	49 67
												281	H	Oakland	69 65
												284	N	Fairfield	60 68
												305	H	Valparaiso	75 65
												331	N	Jackson St.	57 72
												332	H	Detroit Mercy	36 42
												344	A	Evansville	62 54
-----															
LAST 12 Division I GAMES:															
331	N	Jackson St.	57 72	332	H	Detroit Mercy	36 42								
284	N	Fairfield	60 68	281	H	Oakland	69 65								
39	H	UCLA	47 78	260	A	Cleveland St.	53 71								
146	A	Indiana St.	53 60	119	A	Youngstown St.	29 81								
344	A	Evansville	62 54	81	H	Wright St.	46 79								
139	H	Miami (OH)	56 65	267	H	Northern Ky.	49 67								

Non-Div I Games:

UIC

UMBC										Through Games Of Jan. 14, 2019											
Average RPI Win:		286		WON-LOST RECORD		WINNING PCT. RANK		LAST 10 GAMES		STRENGTH OF SCHEDULE		OPP. STRENGTH OF SCHEDULE		TEAM RPI		ADJ. RPI		CONF. RPI		ADJ CONF. RPI	
Average RPI Loss:		161																			
DIV. I ONLY				4- 9		263		1-9		304		195		292		292		23		23	
DIV. I NON-CONF.				4- 6		212		0- 0		317		205		283		283		23		23	
-----																					
TOTALS		RPI 1-25		RPI 26-50		W-L RECORDS		RPI 51-100		RPI 101-150		RPI 150+									
4- 9		0- 1		0- 0		OVERALL		0- 2		0- 2		4- 4									
0- 6		0- 0		0- 0		HOME		0- 1		0- 1		0- 4									
2- 3		0- 1		0- 0		AWAY		0- 1		0- 1		2- 0									
2- 0		0- 0		0- 0		NEUTRAL		0- 0		0- 0		2- 0									
4- 6		0- 1		0- 0		NON-CONFERENCE		0- 1		0- 1		4- 3									
0- 4		0- 0		0- 0		HOME		0- 1		0- 0		0- 3									
2- 2		0- 1		0- 0		AWAY		0- 0		0- 1		2- 0									
2- 0		0- 0		0- 0		NEUTRAL		0- 0		0- 0		2- 0									
0- 3		0- 0		0- 0		CONFERENCE		0- 1		0- 1		0- 1									
0- 2		0- 0		0- 0		HOME		0- 0		0- 1		0- 1									
0- 1		0- 0		0- 0		AWAY		0- 1		0- 0		0- 0									
0- 0		0- 0		0- 0		NEUTRAL		0- 0		0- 0		0- 0									
-----																					
RPI 1-25		RPI 26-50		RPI 51-100		RPI 101+		Team's RPI: 292													
RPI	S	Opponent	Score	RPI	S	Opponent	Score	RPI	S	Opponent	Score	RPI	S	Opponent	Score						
23	A	Maryland	61 92					84	A	Maine	44 84	107	H	Hartford	52 66						
								90	H	Towson	62 71	145	A	American	42 64						
												231	H	Hofstra	42 45						
												237	H	Mt. St. Mary's	52 65						
												250	H	UMES	67 73						
												261	N	UTSA	72 58						
												273	N	Kennesaw St.	57 53						
												278	H	UMass Lowell	55 67						
												287	A	Coppin St.	57 52						
												323	A	Morgan St.	73 68						

Average RPI	Win: 285	WON-LOST	WINNING	LAST 10	STRENGTH OF	OPP. STRENGTH	TEAM	ADJ.	CONF.	ADJ CONF.
Average RPI	Loss: 161	RECORD	PCT. RANK	GAMES	SCHEDULE	OF SCHEDULE	RPI	RPI	RPI	RPI
DIV. I ONLY	5- 10	248	5-5	264	217	250	250	32	32	
DIV. I NON-CONF.	2- 9	297	0- 0	204	116	251	251	32	32	
-----										
TOTALS	RPI 1-25	RPI 26-50	W-L RECORDS	RPI 51-100	RPI 101-150	RPI 150+				
5- 10	0- 1	0- 2	OVERALL	0- 2	0- 0	5- 5				
2- 2	0- 0	0- 1	HOME	0- 0	0- 0	2- 1				
3- 8	0- 1	0- 1	AWAY	0- 2	0- 0	3- 4				
0- 0	0- 0	0- 0	NEUTRAL	0- 0	0- 0	0- 0				
2- 9	0- 1	0- 2	NON-CONFERENCE	0- 2	0- 0	2- 4				
0- 1	0- 0	0- 1	HOME	0- 0	0- 0	0- 0				
2- 8	0- 1	0- 1	AWAY	0- 2	0- 0	2- 4				
0- 0	0- 0	0- 0	NEUTRAL	0- 0	0- 0	0- 0				
3- 1	0- 0	0- 0	CONFERENCE	0- 0	0- 0	3- 1				
2- 1	0- 0	0- 0	HOME	0- 0	0- 0	2- 1				
1- 0	0- 0	0- 0	AWAY	0- 0	0- 0	1- 0				
0- 0	0- 0	0- 0	NEUTRAL	0- 0	0- 0	0- 0				

RPI 1-25				RPI 26-50				RPI 51-100				RPI 101+ Team's RPI: 250			
RPI	S	Opponent	Score	RPI	S	Opponent	Score	RPI	S	Opponent	Score	RPI	S	Opponent	Score
4	A	Syracuse	51 96	37	H	Buffalo	63 69	91	A	Wake Forest	67 78	196	A	East Carolina	69 84
				40	A	Miami (FL)	53 71	93	A	Georgetown	55 74	225	H	Howard	80 72
												237	A	Mt. St. Mary's	86 73
												248	A	George Mason	49 70
												266	H	N. C. A&T	49 51
												283	A	Richmond	55 57
												292	A	UMBC	73 67
												323	A	Morgan St.	73 68
												347	A	Longwood	71 83
												348	H	N. C. Central	59 49
LAST 12 Division I GAMES:															
237	A	Mt. St. Mary's	86 73	266	H	N. C. A&T	49 51								
40	A	Miami (FL)	53 71	348	H	N. C. Central	59 49								
91	A	Wake Forest	67 78	225	H	Howard	80 72								
4	A	Syracuse	51 96	323	A	Morgan St.	73 68								
347	A	Longwood	71 83	292	A	UMBC	73 67								
283	A	Richmond	55 57	248	A	George Mason	49 70								

Non-Div I Games: Regent 72 16 Cheyney 88 39

UMES

Loss, Non-Conf, S Site, H Home A Away N Neutral



Average RPI Win:	288	WON-LOST	WINNING	LAST 10	STRENGTH OF	OPP. STRENGTH	TEAM	ADJ.	CONF.	ADJ CONF.
Average RPI Loss:	198	RECORD	PCT. RANK	GAMES	SCHEDULE	OF SCHEDULE	RPI	RPI	RPI	RPI
DIV. I ONLY	5- 11	259	3-7	258	331	278	278	23	23	
DIV. I NON-CONF.	3- 9	271	0- 0	237	327	287	287	23	23	
-----										
TOTALS	RPI 1-25	RPI 26-50	W-L RECORDS	RPI 51-100	RPI 101-150	RPI 150+				
5- 11	0- 1	0- 0	OVERALL	0- 1	0- 2	5- 7				
2- 4	0- 0	0- 0	HOME	0- 0	0- 1	2- 3				
3- 7	0- 1	0- 0	AWAY	0- 1	0- 1	3- 4				
0- 0	0- 0	0- 0	NEUTRAL	0- 0	0- 0	0- 0				
3- 9	0- 1	0- 0	NON-CONFERENCE	0- 1	0- 1	3- 6				
1- 3	0- 0	0- 0	HOME	0- 0	0- 1	1- 2				
2- 6	0- 1	0- 0	AWAY	0- 1	0- 0	2- 4				
0- 0	0- 0	0- 0	NEUTRAL	0- 0	0- 0	0- 0				
2- 2	0- 0	0- 0	CONFERENCE	0- 0	0- 1	2- 1				
1- 1	0- 0	0- 0	HOME	0- 0	0- 0	1- 1				
1- 1	0- 0	0- 0	AWAY	0- 0	0- 1	1- 0				
0- 0	0- 0	0- 0	NEUTRAL	0- 0	0- 0	0- 0				

RPI 1-25				RPI 26-50				RPI 51-100				RPI 101+ Team's RPI: 278			
RPI	S	Opponent	Score	RPI	S	Opponent	Score	RPI	S	Opponent	Score	RPI	S	Opponent	Score
17	A	Butler	36 89					85	A	Seton Hall I	57 90	108	H	Providence	47 71
												133	A	Stony Brook	56 76
												181	A	Massachusetts	62 59
												195	A	Cornell	54 63
												223	A	Dartmouth	54 70
												245	A	Holy Cross	54 63
												272	H	Colgate	52 61
												275	H	Bryant	57 58
												292	A	UMBC	67 55
												297	H	Vermont	54 51
												299	H	New Hampshire	53 56
												319	H	Saint Peter's	59 57
												323	A	Morgan St.	49 61
												350	A	LIU Brooklyn	69 64
-----															
LAST 12 Division I GAMES:															
223	A	Dartmouth	54 70	292	A	UMBC	67 55								
108	H	Providence	47 71	299	H	New Hampshire	53 56								
272	H	Colgate	52 61	133	A	Stony Brook	56 76								
245	A	Holy Cross	54 63	297	H	Vermont	54 51								
350	A	LIU Brooklyn	69 64	323	A	Morgan St.	49 61								
85	A	Seton Hall I	57 90	181	A	Massachusetts	62 59								

Non-Div I Games: Fisher 79 45

UMass Lowell

Average RPI Win:	244	WON-LOST	WINNING	LAST 10	STRENGTH OF	OPP. STRENGTH	TEAM	ADJ.	CONF.	ADJ CONF.
Average RPI Loss:	145	RECORD	PCT. RANK	GAMES	SCHEDULE	OF SCHEDULE	RPI	RPI	RPI	RPI
DIV. I ONLY	5- 9	240	3-7	137	275	222	222	28	28	
DIV. I NON-CONF.	4- 6	212	0- 0	123	244	196	196	29	29	
-----										
TOTALS	RPI 1-25	RPI 26-50	W-L RECORDS	RPI 51-100	RPI 101-150	RPI 150+				
5- 9	0- 0	0- 1	OVERALL	0- 1	1- 2	4- 5				
5- 1	0- 0	0- 0	HOME	0- 0	1- 0	4- 1				
0- 8	0- 0	0- 1	AWAY	0- 1	0- 2	0- 4				
0- 0	0- 0	0- 0	NEUTRAL	0- 0	0- 0	0- 0				
4- 6	0- 0	0- 1	NON-CONFERENCE	0- 1	1- 2	3- 2				
4- 0	0- 0	0- 0	HOME	0- 0	1- 0	3- 0				
0- 6	0- 0	0- 1	AWAY	0- 1	0- 2	0- 2				
0- 0	0- 0	0- 0	NEUTRAL	0- 0	0- 0	0- 0				
1- 3	0- 0	0- 0	CONFERENCE	0- 0	0- 0	1- 3				
1- 1	0- 0	0- 0	HOME	0- 0	0- 0	1- 1				
0- 2	0- 0	0- 0	AWAY	0- 0	0- 0	0- 2				
0- 0	0- 0	0- 0	NEUTRAL	0- 0	0- 0	0- 0				

RPI 1-25				RPI 26-50				RPI 51-100				RPI 101+ Team's RPI: 222			
RPI	S	Opponent	Score	RPI	S	Opponent	Score	RPI	S	Opponent	Score	RPI	S	Opponent	Score
				30	A	Tennessee	46 73	62	A	Middle Tenn.	46 67	105	A	Tennessee Tech	53 60
												129	H	Davidson	69 56
												141	A	Charlotte	53 70
												151	A	Radford	46 60
												174	A	Mercer	47 61
												204	H	Hampton	58 61
												208	A	Furman	47 58
												226	A	Gardner-Webb	59 69
												244	H	Campbell	60 52
												254	H	Wofford	60 46
												271	H	ETSU	56 55
												320	H	Western Caro.	74 49
LAST 12 Division I GAMES:															
				105	A	Tennessee Tech	53 60	244	H	Campbell	60 52				
				271	H	ETSU	56 55	226	A	Gardner-Webb	59 69				
				208	A	Furman	47 58	204	H	Hampton	58 61				
				254	H	Wofford	60 46	151	A	Radford	46 60				
				129	H	Davidson	69 56	174	A	Mercer	47 61				
				320	H	Western Caro.	74 49	62	A	Middle Tenn.	46 67				

Non-Div I Games: Warren Wilson 92 31

UNC Asheville

Average RPI Win: 251  
Average RPI Loss: 194

WON-LOST  
RECORD

WINNING  
PCT. RANK

LAST 10  
GAMES

STRENGTH OF  
SCHEDULE

OPP. STRENGTH  
OF SCHEDULE

TEAM  
RPI

ADJ.  
RPI

CONF.  
RPI

ADJ CONF.  
RPI

DIV. I ONLY	2- 11	319	3-7	251	285	325	325	24	24
DIV. I NON-CONF.	2- 9	297	0- 0	280	237	323	323	25	25
<hr/>									
TOTALS	RPI 1-25	RPI 26-50	W-L RECORDS	RPI 51-100	RPI 101-150	RPI 150+			
2- 11	0- 0	0- 1	OVERALL	0- 1	0- 1	2- 8			
1- 1	0- 0	0- 0	HOME	0- 0	0- 0	1- 1			
0- 9	0- 0	0- 1	AWAY	0- 0	0- 1	0- 7			
1- 1	0- 0	0- 0	NEUTRAL	0- 1	0- 0	1- 0			
2- 9	0- 0	0- 1	NON-CONFERENCE	0- 1	0- 1	2- 6			
1- 1	0- 0	0- 0	HOME	0- 0	0- 0	1- 1			
0- 7	0- 0	0- 1	AWAY	0- 0	0- 1	0- 5			
1- 1	0- 0	0- 0	NEUTRAL	0- 1	0- 0	1- 0			
0- 2	0- 0	0- 0	CONFERENCE	0- 0	0- 0	0- 2			
0- 0	0- 0	0- 0	HOME	0- 0	0- 0	0- 0			
0- 2	0- 0	0- 0	AWAY	0- 0	0- 0	0- 2			
0- 0	0- 0	0- 0	NEUTRAL	0- 0	0- 0	0- 0			

RPI 1-25				RPI 26-50				RPI 51-100				RPI 101+ Team's RPI: 325			
RPI	S	Opponent	Score	RPI	S	Opponent	Score	RPI	S	Opponent	Score	RPI	S	Opponent	Score
				46	A	North Carolina	62 83	85	N	Seton Hall	64 71	112	A	Appalachian St.	65 68
												162	A	High Point	75 82
												184	A	Georgia St.	63 70
												207	H	Coastal Caro.	71 78
												208	A	Furman	61 64
												219	N	Eastern Mi ch.	49 44
												244	A	Campbell	49 53
												254	A	Wofford	66 93
												282	H	Liberty	48 45
												283	A	Richmond	48 59
												348	A	N. C. Central	57 66
<hr/>															
LAST 12 Division I GAMES:															
				282	H	Liberty	48 45	254	A	Wofford	66 93				
				348	A	N. C. Central	57 66	208	A	Furman	61 64				
				46	A	North Carolina	62 83	283	A	Richmond	48 59				
				162	A	High Point	75 82	207	H	Coastal Caro.	71 78				
				244	A	Campbell	49 53	85	N	Seton Hall	64 71				
				112	A	Appalachian St.	65 68	219	N	Eastern Mi ch.	49 44				

Non-Div I Games: Pfeiffer 92 23 UNC Pembroke 72 32 Lees-McRae 92 36 Young Harris 62 29  
UNC Greensboro

Loss, Non-Conf, S Site, H Home A Away N Neutral



Average RPI Win: 291  
Average RPI Loss: 101

WON-LOST  
RECORD

WINNING  
PCT. RANK

LAST 10  
GAMES

STRENGTH OF  
SCHEDULE

OPP. STRENGTH  
OF SCHEDULE

TEAM  
RPI

ADJ.  
RPI

CONF.  
RPI

ADJ CONF.  
RPI

DIV. I ONLY	7- 5	124	6-4	239	299	157	157	10	10
DIV. I NON-CONF.	5- 4	139	0- 0	248	300	167	167	13	13
TOTALS	RPI 1-25	RPI 26-50	W-L RECORDS	RPI 51-100	RPI 101-150	RPI 150+			
7- 5	0- 0	0- 1	OVERALL	0- 2	0- 0	7- 2			
4- 0	0- 0	0- 0	HOME	0- 0	0- 0	4- 0			
3- 5	0- 0	0- 1	AWAY	0- 2	0- 0	3- 2			
0- 0	0- 0	0- 0	NEUTRAL	0- 0	0- 0	0- 0			
5- 4	0- 0	0- 1	NON-CONFERENCE	0- 2	0- 0	5- 1			
3- 0	0- 0	0- 0	HOME	0- 0	0- 0	3- 0			
2- 4	0- 0	0- 1	AWAY	0- 2	0- 0	2- 1			
0- 0	0- 0	0- 0	NEUTRAL	0- 0	0- 0	0- 0			
2- 1	0- 0	0- 0	CONFERENCE	0- 0	0- 0	2- 1			
1- 0	0- 0	0- 0	HOME	0- 0	0- 0	1- 0			
1- 1	0- 0	0- 0	AWAY	0- 0	0- 0	1- 1			
0- 0	0- 0	0- 0	NEUTRAL	0- 0	0- 0	0- 0			

RPI 1-25				RPI 26-50				RPI 51-100				RPI 101+ Team's RPI: 157			
RPI	S	Opponent	Score	RPI	S	Opponent	Score	RPI	S	Opponent	Score	RPI	S	Opponent	Score
				46	A	North Carolina	55 82	51	A	Ohio	72 95	163	A	William & Mary	64 70
								83	A	Pittsburgh	56 60	164	A	VCU	47 58
												194	A	Elon	75 70
												196	A	East Carolina	71 68
												307	H	Col. of Charleston	71 49
												309	H	Presbyter ian	63 48
												333	H	Grand Canyon	77 55
												347	H	Longwood	35 33
												348	A	N. C. Central	89 82
LAST 12 Division I GAMES:															
				46	A	North Carolina	55 82	194	A	Elon	75 70				
				164	A	VCU	47 58	163	A	William & Mary	64 70				
				348	A	N. C. Central	89 82	307	H	Col. of Charleston	71 49				
				333	H	Grand Canyon	77 55	196	A	East Carolina	71 68				
				309	H	Presbyter ian	63 48	347	H	Longwood	35 33				
				51	A	Ohio	72 95	83	A	Pittsburgh	56 60				

Non-Div I Games: Fayetteville St. 72 54 Belmont Abbey 74 58

UNCW

Loss, Non-Conf, S Site, H Home A Away N Neutral

Average RPI Win:	203	WON-LOST	WINNING	LAST 10	STRENGTH OF	OPP. STRENGTH	TEAM	ADJ.	CONF.	ADJ CONF.
Average RPI Loss:	73	RECORD	PCT. RANK	GAMES	SCHEDULE	OF SCHEDULE	RPI	RPI	RPI	RPI
DIV. I ONLY	9- 6	113	7-3	75	157	69	69	13	13	
DIV. I NON-CONF.	6- 5	143	0- 1	86	43	74	74	14	14	
-----										
TOTALS	RPI 1-25	RPI 26-50	W-L RECORDS	RPI 51-100	RPI 101-150	RPI 150+				
9- 6	0- 2	0- 0	OVERALL	1- 2	1- 1	7- 1				
6- 0	0- 0	0- 0	HOME	1- 0	0- 0	5- 0				
3- 5	0- 2	0- 0	AWAY	0- 1	1- 1	2- 1				
0- 1	0- 0	0- 0	NEUTRAL	0- 1	0- 0	0- 0				
6- 5	0- 2	0- 0	NON-CONFERENCE	1- 2	1- 1	4- 0				
4- 0	0- 0	0- 0	HOME	1- 0	0- 0	3- 0				
2- 4	0- 2	0- 0	AWAY	0- 1	1- 1	1- 0				
0- 1	0- 0	0- 0	NEUTRAL	0- 1	0- 0	0- 0				
3- 1	0- 0	0- 0	CONFERENCE	0- 0	0- 0	3- 1				
2- 0	0- 0	0- 0	HOME	0- 0	0- 0	2- 0				
1- 1	0- 0	0- 0	AWAY	0- 0	0- 0	1- 1				
0- 0	0- 0	0- 0	NEUTRAL	0- 0	0- 0	0- 0				

RPI 1-25				RPI 26-50				RPI 51-100 Team's RPI: 69				RPI 101+			
RPI	S	Opponent	Score	RPI	S	Opponent	Score	RPI	S	Opponent	Score	RPI	S	Opponent	Score
12	A	Iowa	57 83					58	N	Boise St.	60 61	115	A	Northern Ill.	59 70
13	A	Marquette	61 102					64	A	Kansas St.	62 72	136	A	IUPUI	53 40
								71	H	Creighton	65 55	171	A	Bradley	81 78
												178	A	Illinois St.	64 66
												191	H	North Dakota	64 60
												198	H	Delaware	79 67
												215	A	Long Beach St.	71 64
												236	H	Loyol a Chi cago	64 52
												300	H	Omaha	79 50
												305	H	Val parai so	71 52
LAST 12 Division I GAMES:															
64	A	Kansas St.	62 72	115	A	Northern Ill.	59 70								
300	H	Omaha	79 50	13	A	Marquette	61 102								
12	A	Iowa	57 83	236	H	Loyol a Chi cago	64 52								
191	H	North Dakota	64 60	305	H	Val parai so	71 52								
136	A	IUPUI	53 40	171	A	Bradley	81 78								
58	N	Boise St.	60 61	178	A	Illinois St.	64 66								

Non-Div I Games: Minnesota St. 73 56

UNI

Average RPI Win:	191	WON-LOST	WINNING	LAST 10	STRENGTH OF	OPP. STRENGTH	TEAM	ADJ.	CONF.	ADJ CONF.
Average RPI Loss:	123	RECORD	PCT. RANK	GAMES	SCHEDULE	OF SCHEDULE	RPI	RPI	RPI	RPI
DIV. I ONLY	3- 11	300	2-8	53	170	234	234	12	12	
DIV. I NON-CONF.	2- 9	297	0- 1	74	207	264	264	11	11	
<hr/>										
TOTALS	RPI 1-25	RPI 26-50	W-L RECORDS	RPI 51-100	RPI 101-150	RPI 150+				
3- 11	0- 1	0- 1	OVERALL	1- 4	0- 2	2- 3				
3- 5	0- 1	0- 0	HOME	1- 3	0- 0	2- 1				
0- 6	0- 0	0- 1	AWAY	0- 1	0- 2	0- 2				
0- 0	0- 0	0- 0	NEUTRAL	0- 0	0- 0	0- 0				
2- 9	0- 1	0- 1	NON-CONFERENCE	0- 3	0- 2	2- 2				
2- 5	0- 1	0- 0	HOME	0- 3	0- 0	2- 1				
0- 4	0- 0	0- 1	AWAY	0- 0	0- 2	0- 1				
0- 0	0- 0	0- 0	NEUTRAL	0- 0	0- 0	0- 0				
1- 2	0- 0	0- 0	CONFERENCE	1- 1	0- 0	0- 1				
1- 0	0- 0	0- 0	HOME	1- 0	0- 0	0- 0				
0- 2	0- 0	0- 0	AWAY	0- 1	0- 0	0- 1				
0- 0	0- 0	0- 0	NEUTRAL	0- 0	0- 0	0- 0				

RPI 1-25				RPI 26-50				RPI 51-100				RPI 101+				Team's RPI: 234
RPI	S	Opponent	Score	RPI	S	Opponent	Score	RPI	S	Opponent	Score	RPI	S	Opponent	Score	
11	H	Gonzaga	59 <b>70</b>	41	A	Duke	38 <b>66</b>	56	H	New Mexico	66 57	131	A	UC Irvine	55 <b>57</b>	
								61	H	Southern California	72 <b>86</b>	148	A	Portland St.	49 <b>58</b>	
								62	H	Middle Tenn.	62 <b>66</b>	177	A	Colorado St.	49 <b>52</b>	
								65	A	Wyoming	62 <b>90</b>	202	H	Florida	56 53	
								81	H	Wright St.	52 <b>68</b>	265	H	Hawaii	61 <b>66</b>	
												315	A	South Carolina St.	49 <b>58</b>	
												316	H	UC Santa Barbara	69 51	
<hr/>																
LAST 12 Division I GAMES:																
265	H	Hawaii	61 <b>66</b>	315	A	South Carolina St.	49 <b>58</b>	202	H	Florida	56 53					
148	A	Portland St.	49 <b>58</b>	62	H	Middle Tenn.	62 <b>66</b>	56	H	New Mexico	66 57					
41	A	Duke	38 <b>66</b>	65	A	Wyoming	62 <b>90</b>	62	H	Wright St.	52 <b>68</b>					
61	H	Southern California	72 <b>86</b>	177	A	Colorado St.	49 <b>52</b>									
316	H	UC Santa Barbara	69 51													
11	H	Gonzaga	59 <b>70</b>													

Non-Div I Games:

UNLV

Average RPI Win:	325	WON-LOST	WINNING	LAST 10	STRENGTH OF	OPP. STRENGTH	TEAM	ADJ.	CONF.	ADJ CONF.
Average RPI Loss:	220	RECORD	PCT. RANK	GAMES	SCHEDULE	OF SCHEDULE	RPI	RPI	RPI	RPI

DIV. I ONLY	2- 9	314	4-6	307	343	318	318	28	28
DIV. I NON-CONF.	1- 7	319	0- 0	306	337	332	332	29	29
<hr/>									
TOTALS	RPI 1-25	RPI 26-50	W-L RECORDS	RPI 51-100	RPI 101-150	RPI 150+			
2- 9	0- 0	0- 0	OVERALL	0- 2	0- 0	2- 7			
0- 1	0- 0	0- 0	HOME	0- 0	0- 0	0- 1			
2- 8	0- 0	0- 0	AWAY	0- 2	0- 0	2- 6			
0- 0	0- 0	0- 0	NEUTRAL	0- 0	0- 0	0- 0			
1- 7	0- 0	0- 0	NON-CONFERENCE	0- 2	0- 0	1- 5			
0- 0	0- 0	0- 0	HOME	0- 0	0- 0	0- 0			
1- 7	0- 0	0- 0	AWAY	0- 2	0- 0	1- 5			
0- 0	0- 0	0- 0	NEUTRAL	0- 0	0- 0	0- 0			
1- 2	0- 0	0- 0	CONFERENCE	0- 0	0- 0	1- 2			
0- 1	0- 0	0- 0	HOME	0- 0	0- 0	0- 1			
1- 1	0- 0	0- 0	AWAY	0- 0	0- 0	1- 1			
0- 0	0- 0	0- 0	NEUTRAL	0- 0	0- 0	0- 0			

RPI 1-25				RPI 26-50				RPI 51-100				RPI 101+ Team's RPI: 318			
RPI	S	Opponent	Score	RPI	S	Opponent	Score	RPI	S	Opponent	Score	RPI	S	Opponent	Score
								78	A	Virginia Tech	45 96	162	H	High Point	61 87
								92	A	Nebraska	64 87	196	A	East Carolina	53 63
												208	A	Furman	67 78
												300	A	Omaha	69 96
												302	A	Winthrop	76 50
												309	A	Presbyterian	54 70
												315	A	South Carolina St.	66 71
												320	A	Western Caro.	64 68
												348	A	N. C. Central	82 63
<hr/>															
LAST 12 Division I GAMES:															
				348	A	N. C. Central	82 63	309	A	Presbyterian	54 70				
				208	A	Furman	67 78	302	A	Winthrop	76 50				
				92	A	Nebraska	64 87	162	H	High Point	61 87				
				300	A	Omaha	69 96	196	A	East Carolina	53 63				
				78	A	Virginia Tech	45 96	320	A	Western Caro.	64 68				
								315	A	South Carolina St.	66 71				

Non-Div I Games: Brevard 71 53 Converse 69 51 UNKNOWN 101 53

Average RPI	Win:	222	WON-LOST	WINNING	LAST 10	STRENGTH OF	OPP. STRENGTH	TEAM	ADJ.	CONF.	ADJ CONF.
Average RPI	Loss:	99	RECORD	PCT. RANK	GAMES	SCHEDULE	OF SCHEDULE	RPI	RPI	RPI	RPI
DIV. I ONLY		11- 4		62	8-2	249	164	125	125	15	15
DIV. I NON-CONF.		8- 3		72	0- 0	270	162	124	124	16	16
-----											
TOTALS	RPI 1-25		RPI 26-50		W-L RECORDS	RPI 51-100		RPI 101-150		RPI 150+	
11- 4	0- 0		0- 0		OVERALL	0- 3		2- 0		9- 1	
5- 2	0- 0		0- 0		HOME	0- 2		1- 0		4- 0	
6- 2	0- 0		0- 0		AWAY	0- 1		1- 0		5- 1	
0- 0	0- 0		0- 0		NEUTRAL	0- 0		0- 0		0- 0	
8- 3	0- 0		0- 0		NON-CONFERENCE	0- 3		1- 0		7- 0	
3- 2	0- 0		0- 0		HOME	0- 2		0- 0		3- 0	
5- 1	0- 0		0- 0		AWAY	0- 1		1- 0		4- 0	
0- 0	0- 0		0- 0		NEUTRAL	0- 0		0- 0		0- 0	
3- 1	0- 0		0- 0		CONFERENCE	0- 0		1- 0		2- 1	
2- 0	0- 0		0- 0		HOME	0- 0		1- 0		1- 0	
1- 1	0- 0		0- 0		AWAY	0- 0		0- 0		1- 1	
0- 0	0- 0		0- 0		NEUTRAL	0- 0		0- 0		0- 0	

RPI 1-25				RPI 26-50				RPI 51-100				RPI 101+ Team's RPI: 125			
RPI	S	Opponent	Score	RPI	S	Opponent	Score	RPI	S	Opponent	Score	RPI	S	Opponent	Score
								55	H	Arkansas	65 66	112	H	Appalachian St.	99 94
								61	H	Southern California	61 73	126	A	Houston	65 61
								96	A	Fresno St.	61 70	159	A	Oral Roberts	80 62
												180	H	Grambling	78 54
												184	A	Georgia St.	48 50
												207	H	Coastal Caro.	79 53
												239	A	SMU	66 41
												243	A	San Francisco	80 73
												261	H	UTSA	53 48
												280	A	Ga. Southern	74 53
												304	A	Incarnate Word	97 49
												331	H	Jackson St.	99 63
LAST 12 Division I GAMES:															
207	H	Coastal Caro.	79 53	112	H	Appalachian St.	99 94								
126	A	Houston	65 61	280	A	Ga. Southern	74 53								
159	A	Oral Roberts	80 62	184	A	Georgia St.	48 50								
304	A	Incarnate Word	97 49	239	A	SMU	66 41								
243	A	San Francisco	80 73	61	H	Southern California	61 73								
96	A	Fresno St.	61 70	261	H	UTSA	53 48								

Non-Div I Games:

UT Arlington

U  
T  
M  
a  
r  
t  
i  
n

UT Martin				Through Games Of Jan. 14, 2019						
Average RPI Win:	227	WON-LOST RECORD	WINNING PCT. RANK	LAST 10 GAMES	STRENGTH OF SCHEDULE	OPP. STRENGTH OF SCHEDULE	TEAM RPI	ADJ. RPI	CONF. RPI	ADJ CONF. RPI
Average RPI Loss:	114									
DIV. I ONLY		9- 4	77	7-3	276	117	124	124	21	21
DIV. I NON-CONF.		6- 3	91	0- 0	235	42	88	88	20	20
-----										
TOTALS	RPI 1-25		RPI 26-50		W-L RECORDS		RPI 51-100		RPI 101-150	RPI 150+
9- 4	0- 1		0- 0		OVERALL		0- 1		2- 1	7- 1
6- 0	0- 0		0- 0		HOME		0- 0		1- 0	5- 0
3- 4	0- 1		0- 0		AWAY		0- 1		1- 1	2- 1
0- 0	0- 0		0- 0		NEUTRAL		0- 0		0- 0	0- 0
6- 3	0- 1		0- 0		NON-CONFERENCE		0- 1		2- 1	4- 0
4- 0	0- 0		0- 0		HOME		0- 0		1- 0	3- 0
2- 3	0- 1		0- 0		AWAY		0- 1		1- 1	1- 0
0- 0	0- 0		0- 0		NEUTRAL		0- 0		0- 0	0- 0
3- 1	0- 0		0- 0		CONFERENCE		0- 0		0- 0	3- 1
2- 0	0- 0		0- 0		HOME		0- 0		0- 0	2- 0
1- 1	0- 0		0- 0		AWAY		0- 0		0- 0	1- 1
0- 0	0- 0		0- 0		NEUTRAL		0- 0		0- 0	0- 0

RPI 1-25				RPI 26-50				RPI 51-100				RPI 101+ Team's RPI: 124			
RPI	S	Opponent	Score	RPI	S	Opponent	Score	RPI	S	Opponent	Score	RPI	S	Opponent	Score
6	A	Louisville	62 102					94	A	Northwestern	64 90	122	H	Arkansas St.	97 91
												132	A	Chattanooga	81 79
												136	A	IUPUI	72 73
												166	H	Southern Ill.	95 94
												216	H	Samford	89 68
												220	A	Eastern Ill.	71 77
												228	A	Southeast Mo. St.	80 73
												249	H	Murray St.	75 67
												269	H	Mississippi Val.	110 51
												324	A	Lipscomb	62 53
												334	H	Austin Peay	74 65
LAST 12 Division I GAMES:															
334	H	Austin Peay	74 65	249	H	Murray St.	75 67								
132	A	Chattanooga	81 79	228	A	Southeast Mo. St.	80 73								
94	A	Northwestern	64 90	220	A	Eastern Ill.	71 77								
122	H	Arkansas St.	97 91	269	H	Mississippi Val.	110 51								
136	A	IUPUI	72 73	324	A	Lipscomb	62 53								
166	H	Southern Ill.	95 94	6	A	Louisville	62 102								

Non-Div I Games: Ala.-Huntsville 100 69 Christian Bros. 108 82

UT Martin

U  
T  
M  
a  
r  
t  
i  
n

U  
T  
E  
P

UTEP				Through Games Of Jan. 14, 2019							
Average RPI	Win:	283	WON-LOST	WINNING	LAST 10	STRENGTH OF	OPP. STRENGTH	TEAM	ADJ.	CONF.	ADJ CONF.
Average RPI	Loss:	153	RECORD	PCT. RANK	GAMES	SCHEDULE	OF SCHEDULE	RPI	RPI	RPI	RPI
DIV. I ONLY		4- 12	292	2-8	157	320	270	270	16	16	
DIV. I NON-CONF.		3- 10	278	0- 0	171	316	300	300	19	19	
-----											
TOTALS		RPI 1-25	RPI 26-50		W-L RECORDS		RPI 51-100	RPI 101-150	RPI 150+		
4- 12		0- 0	0- 0		OVERALL		0- 2	0- 4	4- 6		
2- 5		0- 0	0- 0		HOME		0- 0	0- 2	2- 3		
1- 6		0- 0	0- 0		AWAY		0- 2	0- 2	1- 2		
1- 1		0- 0	0- 0		NEUTRAL		0- 0	0- 0	1- 1		
3- 10		0- 0	0- 0		NON-CONFERENCE		0- 2	0- 3	3- 5		
2- 5		0- 0	0- 0		HOME		0- 0	0- 2	2- 3		
0- 4		0- 0	0- 0		AWAY		0- 2	0- 1	0- 1		
1- 1		0- 0	0- 0		NEUTRAL		0- 0	0- 0	1- 1		
1- 2		0- 0	0- 0		CONFERENCE		0- 0	0- 1	1- 1		
0- 0		0- 0	0- 0		HOME		0- 0	0- 0	0- 0		
1- 2		0- 0	0- 0		AWAY		0- 0	0- 1	1- 1		
0- 0		0- 0	0- 0		NEUTRAL		0- 0	0- 0	0- 0		

U  
T  
E  
P

RPI 1-25				RPI 26-50				RPI 51-100				RPI 101+ Team's RPI: 270			
RPI	S	Opponent	Score	RPI	S	Opponent	Score	RPI	S	Opponent	Score	RPI	S	Opponent	Score
								56	A	New Mexico	51 69	118	A	Rice	42 76
								56	A	Ari zona	40 62	121	A	Tul sa	45 66
												122	H	Arkansas St.	66 67
												148	H	Portland St.	61 89
												155	N	Akron	57 64
												169	H	Abilene Christian	69 70
												176	H	Nicholls St.	56 58
												186	H	New Mexico St.	65 69
												200	A	North Texas	51 70
												229	N	Western Ill.	84 72
												261	A	UTSA	73 60
												291	H	CSU Bakersfield	53 47
												330	A	Weber St.	63 68
												351	H	Al corn	77 51
-----															
LAST 12 Division I GAMES:															
118	A	Rice	42 76	200	A	North Texas	51 70								
148	H	Portland St.	61 89	261	A	UTSA	73 60								
56	A	New Mexico	51 69	121	A	Tul sa	45 66								
122	H	Arkansas St.	66 67	155	N	Akron	57 64								
330	A	Weber St.	63 68	229	N	Western Ill.	84 72								
169	H	Abilene Christian	69 70	56	A	Ari zona	40 62								

Non-Div I Games:

UTEP

Average RPI Win: **281**  
 Average RPI Loss: **163**

WON-LOST  
RECORD

WINNING  
PCT. RANK

LAST 10  
GAMES

STRENGTH OF  
SCHEDULE

OPP. STRENGTH  
OF SCHEDULE

TEAM  
RPI

ADJ.  
RPI

CONF.  
RPI

ADJ CONF.  
RPI

DIV. I ONLY	6- 8	209	5-5	265	267	240	240	30	30
DIV. I NON-CONF.	4- 7	228	0- 0	212	209	235	235	30	30
-----									
TOTALS	RPI 1-25	RPI 26-50	W-L RECORDS	RPI 51-100	RPI 101-150	RPI 150+			
6- 8	0- 2	0- 1	OVERALL	0- 0	0- 0	6- 5			
3- 3	0- 1	0- 0	HOME	0- 0	0- 0	3- 2			
3- 5	0- 1	0- 1	AWAY	0- 0	0- 0	3- 3			
0- 0	0- 0	0- 0	NEUTRAL	0- 0	0- 0	0- 0			
4- 7	0- 2	0- 1	NON-CONFERENCE	0- 0	0- 0	4- 4			
2- 3	0- 1	0- 0	HOME	0- 0	0- 0	2- 2			
2- 4	0- 1	0- 1	AWAY	0- 0	0- 0	2- 2			
0- 0	0- 0	0- 0	NEUTRAL	0- 0	0- 0	0- 0			
2- 1	0- 0	0- 0	CONFERENCE	0- 0	0- 0	2- 1			
1- 0	0- 0	0- 0	HOME	0- 0	0- 0	1- 0			
1- 1	0- 0	0- 0	AWAY	0- 0	0- 0	1- 1			
0- 0	0- 0	0- 0	NEUTRAL	0- 0	0- 0	0- 0			

RPI 1-25				RPI 26-50				RPI 51-100				RPI 101+ Team's RPI: 240			
RPI	S	Opponent	Score	RPI	S	Opponent	Score	RPI	S	Opponent	Score	RPI	S	Opponent	Score
3	A	Bayl or	37 <b>98</b>	38	A	Texas A&M	61 <b>84</b>					181	A	Massachusetts	70 <b>74</b>
22	H	Texas	66 <b>81</b>									193	H	Prairie View	57 50
												221	H	Texas Southern	55 <b>69</b>
												261	A	UTSA	58 <b>61</b>
												276	H	Louisiana	75 60
												289	A	A&M-Corpus Christi	70 57
												289	H	A&M-Corpus Christi	49 <b>59</b>
												291	A	CSU Bakersfield	63 <b>68</b>
												294	H	California Baptist	60 56
												301	A	Canisius	57 53
												333	A	Grand Canyon	66 50
LAST 12 Division I GAMES:															
333	A	Grand Canyon	66 50	291	A	CSU Bakersfield	63 <b>68</b>								
289	A	A&M-Corpus Christi	70 57	294	H	California Baptist	60 56								
276	H	Louisiana	75 60	3	A	Bayl or	37 <b>98</b>								
193	H	Prairie View	57 50	38	A	Texas A&M	61 <b>84</b>								
181	A	Massachusetts	70 <b>74</b>	22	H	Texas	66 <b>81</b>								
301	A	Canisius	57 53	221	H	Texas Southern	55 <b>69</b>								

Non-Div I Games: Texas Lutheran 82 38 UNKNOWN 74 43

UTRGV

**Loss**, **Non-Conf**, **S Site**, **H Home** **A Away** **N Neutral**



UTSA				Through Games Of Jan. 14, 2019																
Average RPI Win:		249	WON-LOST		WINNING		LAST 10		STRENGTH OF		OPP. STRENGTH		TEAM		ADJ.		CONF.		ADJ CONF.	
Average RPI Loss:		148	RECORD		PCT. RANK		GAMES		SCHEDULE		OF SCHEDULE		RPI		RPI		RPI		RPI	
DIV. I ONLY			4- 9		263		4-6		163		247		261		261		16		16	
DIV. I NON-CONF.			3- 7		256		0- 0		174		222		284		284		19		19	
TOTALS		RPI 1-25		RPI 26-50		W-L RECORDS		RPI 51-100		RPI 101-150		RPI 150+								
4- 9		0- 1		0- 0		OVERALL		0- 1		0- 5		4- 2								
3- 4		0- 0		0- 0		HOME		0- 0		0- 3		3- 1								
1- 4		0- 1		0- 0		AWAY		0- 1		0- 2		1- 0								
0- 1		0- 0		0- 0		NEUTRAL		0- 0		0- 0		0- 1								
3- 7		0- 1		0- 0		NON-CONFERENCE		0- 1		0- 4		3- 1								
3- 3		0- 0		0- 0		HOME		0- 0		0- 3		3- 0								
0- 3		0- 1		0- 0		AWAY		0- 1		0- 1		0- 0								
0- 1		0- 0		0- 0		NEUTRAL		0- 0		0- 0		0- 1								
1- 2		0- 0		0- 0		CONFERENCE		0- 0		0- 1		1- 1								
0- 1		0- 0		0- 0		HOME		0- 0		0- 0		0- 1								
1- 1		0- 0		0- 0		AWAY		0- 0		0- 1		1- 0								
0- 0		0- 0		0- 0		NEUTRAL		0- 0		0- 0		0- 0								

RPI 1-25				RPI 26-50				RPI 51-100				RPI 101+				Team's RPI : 261	
RPI	S	Opponent	Score	RPI	S	Opponent	Score	RPI	S	Opponent	Score	RPI	S	Opponent	Score		
22	A	Texas	54 98					85	A	Seton Hall	53 84	118	A	Rice	54 85		
												125	A	UT Arlington	48 53		
												136	H	IUPUI	50 58		
												142	H	Utah St.	56 62		
												144	H	Texas St.	60 68		
												200	A	North Texas	57 54		
												227	H	San Diego	87 77		
												240	H	UTRGV	61 58		
												270	H	UTEP	60 73		
												292	N	UMBC	58 72		
												330	H	Weber St.	66 59		
LAST 12 Division I GAMES:																	
200	A	North Texas	57 54	118	A	Rice	54 85										
330	H	Weber St.	66 59	270	H	UTEP	60 73										
136	H	IUPUI	50 58	125	A	UT Arlington	48 53										
144	H	Texas St.	60 68	227	H	San Diego	87 77										
240	H	UTRGV	61 58	142	H	Utah St.	56 62										
85	A	Seton Hall	53 84	22	A	Texas	54 98										

Non-Div I Games: Concordia (TX) 78 51 Tex. A&M-Kingsville 86 55

UTSA

Average RPI	Win:	178	WON-LOST	WINNING	LAST 10	STRENGTH OF	OPP. STRENGTH	TEAM	ADJ.	CONF.	ADJ CONF.
Average RPI	Loss:	15	RECORD	PCT. RANK	GAMES	SCHEDULE	OF SCHEDULE	RPI	RPI	RPI	RPI
DIV. I ONLY		15- 1	5	9-1	225	40	43	43	2	2	
DIV. I NON-CONF.		11- 0	1	1- 0	325	94	70	70	2	2	
-----											
TOTALS	RPI 1-25		RPI 26-50		W-L RECORDS		RPI 51-100		RPI 101-150		RPI 150+
15- 1	0- 1		1- 0		OVERALL		3- 0		3- 0		8- 0
8- 1	0- 1		1- 0		HOME		1- 0		2- 0		4- 0
5- 0	0- 0		0- 0		AWAY		2- 0		1- 0		2- 0
2- 0	0- 0		0- 0		NEUTRAL		0- 0		0- 0		2- 0
11- 0	0- 0		1- 0		NON-CONFERENCE		0- 0		2- 0		8- 0
7- 0	0- 0		1- 0		HOME		0- 0		2- 0		4- 0
2- 0	0- 0		0- 0		AWAY		0- 0		0- 0		2- 0
2- 0	0- 0		0- 0		NEUTRAL		0- 0		0- 0		2- 0
4- 1	0- 1		0- 0		CONFERENCE		3- 0		1- 0		0- 0
1- 1	0- 1		0- 0		HOME		1- 0		0- 0		0- 0
3- 0	0- 0		0- 0		AWAY		2- 0		1- 0		0- 0
0- 0	0- 0		0- 0		NEUTRAL		0- 0		0- 0		0- 0

RPI	S	Opponent	Score	RPI	S	Opponent	Score	Team's RPI: 43	RPI	S	Opponent	Score	RPI	S	Opponent	Score
15	H	Arizona St.	63 65	28	H	BYU	78 67		56	H	Arizona	80 64	101	H	Idaho St.	74 60
									95	A	Washington St.	72 68	114	H	Alabama	72 62
									100	A	Washington	58 43	123	A	Colorado	76 61
													188	A	Eastern Wash.	95 51
													202	N	Florida	74 58
													215	H	Long Beach St.	82 59
													252	A	Nevada	74 52
													259	H	Utah Valley	85 47
													265	N	Hawaii	73 48
													330	H	Weber St.	77 56
													335	H	Seattle U	89 62
-----																
LAST 12 Division I GAMES:																
265	N	Hawaii	73 48	100	A	Washington	58 43									
330	H	Weber St.	77 56	95	A	Washington St.	72 68									
28	H	BYU	78 67	56	H	Arizona	80 64									
259	H	Utah Valley	85 47	15	H	Arizona St.	63 65									
335	H	Seattle U	89 62	123	A	Colorado	76 61									
188	A	Eastern Wash.	95 51	202	N	Florida	74 58									

Non-Div I Games:

Utah

Average RPI Win:	192	WON-LOST	WINNING	LAST 10	STRENGTH OF	OPP. STRENGTH	TEAM	ADJ.	CONF.	ADJ CONF.
Average RPI Loss:	96	RECORD	PCT. RANK	GAMES	SCHEDULE	OF SCHEDULE	RPI	RPI	RPI	RPI
DIV. I ONLY	7- 7	166	6-4	121	68	142	142	12	12	
DIV. I NON-CONF.	4- 6	212	0- 0	108	47	162	162	11	11	
-----										
TOTALS	RPI 1-25	RPI 26-50	W-L RECORDS	RPI 51-100	RPI 101-150	RPI 150+				
7- 7	0- 1	0- 1	OVERALL	2- 2	0- 2	5- 1				
3- 3	0- 1	0- 1	HOME	1- 0	0- 0	2- 1				
4- 2	0- 0	0- 0	AWAY	1- 1	0- 1	3- 0				
0- 2	0- 0	0- 0	NEUTRAL	0- 1	0- 1	0- 0				
4- 6	0- 1	0- 1	NON-CONFERENCE	1- 1	0- 2	3- 1				
1- 3	0- 1	0- 1	HOME	0- 0	0- 0	1- 1				
3- 1	0- 0	0- 0	AWAY	1- 0	0- 1	2- 0				
0- 2	0- 0	0- 0	NEUTRAL	0- 1	0- 1	0- 0				
3- 1	0- 0	0- 0	CONFERENCE	1- 1	0- 0	2- 0				
2- 0	0- 0	0- 0	HOME	1- 0	0- 0	1- 0				
1- 1	0- 0	0- 0	AWAY	0- 1	0- 0	1- 0				
0- 0	0- 0	0- 0	NEUTRAL	0- 0	0- 0	0- 0				

RPI 1-25				RPI 26-50				RPI 51-100				RPI 101+				Team's RPI: 142
RPI	S	Opponent	Score	RPI	S	Opponent	Score	RPI	S	Opponent	Score	RPI	S	Opponent	Score	
5	H	Oregon	58 88	28	H	BYU	57 62	61	N	Southern Cal i forni a	46 55	123	N	Colorado	68 78	
								65	H	Wyomi ng	50 42	143	A	Portl and	54 61	
								95	A	Washington St.	72 61	200	A	North Texas	57 41	
								96	A	Fresno St.	59 70	213	A	Air Force	48 44	
												215	H	Long Beach St.	48 50	
												252	H	Nevada	79 76	
												259	H	Utah Valley	67 62	
												261	A	UTSA	62 56	
-----																
LAST 12 Division I GAMES:																
				65	H	Wyomi ng	50 42	96	A	Fresno St.	59 70					
				261	A	UTSA	62 56	213	A	Air Force	48 44					
				143	A	Portl and	54 61	252	H	Nevada	79 76					
				123	N	Colorado	68 78	215	H	Long Beach St.	48 50					
				61	N	Southern Cal i forni a	46 55	259	H	Utah Valley	67 62					
				28	H	BYU	57 62	200	A	North Texas	57 41					

Non-Div I Games: Northern N.M. 106 35

Utah St.

Average RPI Win:	302	WON-LOST	WINNING	LAST 10	STRENGTH OF	OPP. STRENGTH	TEAM	ADJ.	CONF.	ADJ CONF.
Average RPI Loss:	124	RECORD	PCT. RANK	GAMES	SCHEDULE	OF SCHEDULE	RPI	RPI	RPI	RPI
DIV. I ONLY	6- 7	193	5-5	289	240	259	259	30	30	
DIV. I NON-CONF.	3- 7	256	0- 0	193	208	277	277	30	30	
-----										
TOTALS	RPI 1-25	RPI 26-50	W-L RECORDS	RPI 51-100	RPI 101-150	RPI 150+				
6- 7	0- 0	0- 2	OVERALL	0- 0	0- 3	6- 2				
5- 2	0- 0	0- 1	HOME	0- 0	0- 1	5- 0				
1- 5	0- 0	0- 1	AWAY	0- 0	0- 2	1- 2				
0- 0	0- 0	0- 0	NEUTRAL	0- 0	0- 0	0- 0				
3- 7	0- 0	0- 2	NON-CONFERENCE	0- 0	0- 3	3- 2				
3- 2	0- 0	0- 1	HOME	0- 0	0- 1	3- 0				
0- 5	0- 0	0- 1	AWAY	0- 0	0- 2	0- 2				
0- 0	0- 0	0- 0	NEUTRAL	0- 0	0- 0	0- 0				
3- 0	0- 0	0- 0	CONFERENCE	0- 0	0- 0	3- 0				
2- 0	0- 0	0- 0	HOME	0- 0	0- 0	2- 0				
1- 0	0- 0	0- 0	AWAY	0- 0	0- 0	1- 0				
0- 0	0- 0	0- 0	NEUTRAL	0- 0	0- 0	0- 0				

RPI	S	Opponent	Score	RPI	S	Opponent	Score	RPI	S	Opponent	Score	RPI	S	Opponent	Score	Team's RPI: 259
28	H	BYU	51 77	43	A	Utah	47 85					101	A	Idaho St.	68 80	
												142	A	Utah St.	62 67	
												143	H	Portland	60 65	
												199	A	Southern Utah	59 60	
												209	H	UC Riverside	56 53	
												211	A	Cal St. Fullerton	55 56	
												291	H	CSU Bakersfield	78 70	
												316	H	UC Santa Barbara	63 54	
												330	H	Weber St.	65 59	
												333	H	Grand Canyon	57 46	
												335	A	Seattle U	58 55	
LAST 12 Division I GAMES:																
335	A	Seattle U	58 55	291	H	CSU Bakersfield	78 70	333	H	Grand Canyon	57 46	211	A	Cal St. Fullerton	55 56	
101	A	Idaho St.	68 80	209	H	UC Riverside	56 53	330	H	Weber St.	65 59	142	A	Utah St.	62 67	
199	A	Southern Utah	59 60	43	A	Utah	47 85									
28	H	BYU	51 77													
143	H	Portland	60 65													

Non-Div I Games: Ottawa (AZ) 90 61 La Verne 86 79 Arizona Christian 76 68

Utah Valley

Average RPI Win:	237	WON-LOST	WINNING	LAST 10	STRENGTH OF	OPP. STRENGTH	TEAM	ADJ.	CONF.	ADJ CONF.
Average RPI Loss:	107	RECORD	PCT. RANK	GAMES	SCHEDULE	OF SCHEDULE	RPI	RPI	RPI	RPI
DIV. I ONLY	11- 5	81	7-3	305	144	164	164	17	17	
DIV. I NON-CONF.	8- 5	120	0- 0	256	148	153	153	17	17	
-----										
TOTALS	RPI 1-25	RPI 26-50	W-L RECORDS	RPI 51-100	RPI 101-150	RPI 150+				
11- 5	0- 0	0- 1	OVERALL	2- 1	0- 2	9- 1				
6- 1	0- 0	0- 0	HOME	1- 0	0- 0	5- 1				
4- 3	0- 0	0- 1	AWAY	1- 1	0- 1	3- 0				
1- 1	0- 0	0- 0	NEUTRAL	0- 0	0- 1	1- 0				
8- 5	0- 0	0- 1	NON-CONFERENCE	2- 1	0- 2	6- 1				
4- 1	0- 0	0- 0	HOME	1- 0	0- 0	3- 1				
3- 3	0- 0	0- 1	AWAY	1- 1	0- 1	2- 0				
1- 1	0- 0	0- 0	NEUTRAL	0- 0	0- 1	1- 0				
3- 0	0- 0	0- 0	CONFERENCE	0- 0	0- 0	3- 0				
2- 0	0- 0	0- 0	HOME	0- 0	0- 0	2- 0				
1- 0	0- 0	0- 0	AWAY	0- 0	0- 0	1- 0				
0- 0	0- 0	0- 0	NEUTRAL	0- 0	0- 0	0- 0				

RPI 1-25				RPI 26-50				RPI 51-100				RPI 101+				Team's RPI: 164	
RPI	S	Opponent	Score	RPI	S	Opponent	Score	RPI	S	Opponent	Score	RPI	S	Opponent	Score		
				46	A	North Carolina	47 59	73	A	Old Dominion	57 60	130	A	Cincinnati	54 66		
								91	H	Wake Forest	53 40	136	N	IUPUI	61 63		
								93	A	Georgetown	47 45	151	H	Radford	49 54		
												157	H	UNCW	58 47		
												163	A	William & Mary	72 55		
												256	H	La Salle	68 38		
												266	A	N.C. A&T	54 48		
												279	H	Saint Joseph's	59 40		
												283	A	Richmond	68 43		
												330	N	Weber St.	64 36		
												346	H	Delaware St.	97 55		
												347	H	Longwood	84 55		
LAST 12 Division I GAMES:																	
				283	A	Richmond	68 43	256	H	La Salle	68 38						
				130	A	Cincinnati	54 66	279	H	Saint Joseph's	59 40						
				93	A	Georgetown	47 45	346	H	Delaware St.	97 55						
				157	H	UNCW	58 47	266	A	N.C. A&T	54 48						
				136	N	IUPUI	61 63	151	H	Radford	49 54						
				330	N	Weber St.	64 36	73	A	Old Dominion	57 60						

Non-Div I Games:

VCU

Average RPI	Win:	297	WON-LOST	WINNING	LAST 10	STRENGTH OF	OPP. STRENGTH	TEAM	ADJ.	CONF.	ADJ CONF.
Average RPI	Loss:	178	RECORD	PCT. RANK	GAMES	SCHEDULE	OF SCHEDULE	RPI	RPI	RPI	RPI
DIV. I ONLY		4- 11		283	3-7	293	288	305	305	13	13
DIV. I NON-CONF.		4- 8		241	0- 0	327	332	324	324	14	14
-----											
TOTALS	RPI 1-25		RPI 26-50		W-L RECORDS	RPI 51-100		RPI 101-150		RPI 150+	
4- 11	0- 1		0- 0		OVERALL	0- 1		0- 3		4- 6	
1- 5	0- 0		0- 0		HOME	0- 0		0- 2		1- 3	
2- 6	0- 1		0- 0		AWAY	0- 1		0- 1		2- 3	
1- 0	0- 0		0- 0		NEUTRAL	0- 0		0- 0		1- 0	
4- 8	0- 0		0- 0		NON-CONFERENCE	0- 0		0- 3		4- 5	
1- 5	0- 0		0- 0		HOME	0- 0		0- 2		1- 3	
2- 3	0- 0		0- 0		AWAY	0- 0		0- 1		2- 2	
1- 0	0- 0		0- 0		NEUTRAL	0- 0		0- 0		1- 0	
0- 3	0- 1		0- 0		CONFERENCE	0- 1		0- 0		0- 1	
0- 0	0- 0		0- 0		HOME	0- 0		0- 0		0- 0	
0- 3	0- 1		0- 0		AWAY	0- 1		0- 0		0- 1	
0- 0	0- 0		0- 0		NEUTRAL	0- 0		0- 0		0- 0	

RPI	S	Opponent	Score	RPI	S	Opponent	Score	RPI	S	Opponent	Score	RPI	S	Opponent	Score
14	A	Drake	53 <b>84</b>					69	A	UNI	52 <b>71</b>	109	H	Toledo	59 <b>65</b>
												139	H	Mi ami (OH)	47 <b>68</b>
												150	A	Illinois	54 <b>73</b>
												183	A	Morehead St.	62 <b>68</b>
												191	H	North Dakota	56 <b>62</b>
												206	H	Bowling Green	72 <b>79</b>
												220	H	Eastern Ill.	62 60
												236	A	Loyol a Chi cago	54 <b>80</b>
												288	N	St. Francis Brooklyn	78 76
												321	H	North Dakota St.	48 <b>51</b>
												336	A	Purdue Fort Wayne	68 64
												338	A	UIC	65 <b>75</b>
												342	A	Chi cago St.	76 70
-----															
Team's RPI: 305															
LAST 12 Division I GAMES:															
14	A	Drake	53 <b>84</b>	69	A	UNI	52 <b>71</b>	236	A	Loyol a Chi cago	54 <b>80</b>	206	H	Bowling Green	72 <b>79</b>
220	H	Eastern Ill.	62 60	336	A	Purdue Fort Wayne	68 64	321	H	North Dakota St.	48 <b>51</b>	139	H	Mi ami (OH)	47 <b>68</b>
342	A	Chi cago St.	76 70	191	H	North Dakota	56 <b>62</b>	183	A	Morehead St.	62 <b>68</b>	150	A	Illinois	54 <b>73</b>
109	H	Toledo	59 <b>65</b>	109	H	Toledo	59 <b>65</b>	109	H	Toledo	59 <b>65</b>	109	H	Toledo	59 <b>65</b>
288	N	St. Francis Brooklyn	78 76	288	N	St. Francis Brooklyn	78 76	288	N	St. Francis Brooklyn	78 76	288	N	St. Francis Brooklyn	78 76
183	A	Morehead St.	62 <b>68</b>	183	A	Morehead St.	62 <b>68</b>	183	A	Morehead St.	62 <b>68</b>	183	A	Morehead St.	62 <b>68</b>

Non-Div I Games:

Val parai so

Average RPI	Win: 273	WON-LOST RECORD	WINNING PCT. RANK	LAST 10 GAMES	STRENGTH OF SCHEDULE	OPP. STRENGTH OF SCHEDULE	TEAM RPI	ADJ. RPI	CONF. RPI	ADJ CONF. RPI
Average RPI	Loss: 54									
DIV. I ONLY	5- 12	269	2-8	27	98	173	173	6	6	
DIV. I NON-CONF.	5- 8	224	0- 0	68	104	178	178	6	6	
-----										
TOTALS	RPI 1-25	RPI 26-50	W-L RECORDS	RPI 51-100	RPI 101-150	RPI 150+				
5- 12	0- 3	0- 3	OVERALL	0- 5	0- 0	5- 1				
4- 4	0- 1	0- 1	HOME	0- 1	0- 0	4- 1				
1- 5	0- 1	0- 1	AWAY	0- 3	0- 0	1- 0				
0- 3	0- 1	0- 1	NEUTRAL	0- 1	0- 0	0- 0				
5- 8	0- 3	0- 1	NON-CONFERENCE	0- 3	0- 0	5- 1				
4- 2	0- 1	0- 0	HOME	0- 0	0- 0	4- 1				
1- 3	0- 1	0- 0	AWAY	0- 2	0- 0	1- 0				
0- 3	0- 1	0- 1	NEUTRAL	0- 1	0- 0	0- 0				
0- 4	0- 0	0- 2	CONFERENCE	0- 2	0- 0	0- 0				
0- 2	0- 0	0- 1	HOME	0- 1	0- 0	0- 0				
0- 2	0- 0	0- 1	AWAY	0- 1	0- 0	0- 0				
0- 0	0- 0	0- 0	NEUTRAL	0- 0	0- 0	0- 0				

RPI 1-25				RPI 26-50				RPI 51-100				RPI 101+ Team's RPI: 173			
RPI	S	Opponent	Score	RPI	S	Opponent	Score	RPI	S	Opponent	Score	RPI	S	Opponent	Score
7	N	UConn	42 80	31	A	Kentucky	55 77	55	A	Arkansas	62 83	172	H	North Ala.	71 74
8	A	NC State	54 74	38	H	Texas A&M	43 50	62	A	Middle Tenn.	58 65	190	A	Ball St.	60 43
18	H	Central Mich.	57 66	40	N	Miami (FL)	65 90	64	A	Kansas St.	61 72	216	H	Samford	77 52
								71	N	Creighton	55 75	309	H	Presbyterian	78 43
								87	H	Georgia	64 71	314	H	Tennessee St.	89 63
												334	H	Austin Peay	99 70
-----															
LAST 12 Division I GAMES:															
55	A	Arkansas	62 83	38	H	Texas A&M	43 50	87	H	Georgia	64 71	31	A	Kentucky	55 77
18	H	Central Mich.	57 66	87	H	Georgia	64 71	31	A	Kentucky	55 77	216	H	Samford	77 52
190	A	Ball St.	60 43	31	A	Kentucky	55 77	216	H	Samford	77 52	71	N	Creighton	55 75
64	A	Kansas St.	61 72	216	H	Samford	77 52	40	N	Miami (FL)	65 90				
309	H	Presbyterian	78 43												
314	H	Tennessee St.	89 63												

Non-Div I Games:

Vanderbilt

Average RPI Win:	285	WON-LOST	WINNING	LAST 10	STRENGTH OF	OPP. STRENGTH	TEAM	ADJ.	CONF.	ADJ CONF.
Average RPI Loss:	172	RECORD	PCT. RANK	GAMES	SCHEDULE	OF SCHEDULE	RPI	RPI	RPI	RPI
DIV. I ONLY	4- 11	283	2-8	211	314	297	297	23	23	
DIV. I NON-CONF.	3- 8	267	0- 1	190	330	290	290	23	23	
-----										
TOTALS	RPI 1-25	RPI 26-50	W-L RECORDS	RPI 51-100	RPI 101-150	RPI 150+				
4- 11	0- 0	0- 1	OVERALL	0- 1	0- 3	4- 6				
3- 6	0- 0	0- 0	HOME	0- 1	0- 1	3- 4				
1- 5	0- 0	0- 1	AWAY	0- 0	0- 2	1- 2				
0- 0	0- 0	0- 0	NEUTRAL	0- 0	0- 0	0- 0				
3- 8	0- 0	0- 1	NON-CONFERENCE	0- 0	0- 2	3- 5				
2- 5	0- 0	0- 0	HOME	0- 0	0- 1	2- 4				
1- 3	0- 0	0- 1	AWAY	0- 0	0- 1	1- 1				
0- 0	0- 0	0- 0	NEUTRAL	0- 0	0- 0	0- 0				
1- 3	0- 0	0- 0	CONFERENCE	0- 1	0- 1	1- 1				
1- 1	0- 0	0- 0	HOME	0- 1	0- 0	1- 0				
0- 2	0- 0	0- 0	AWAY	0- 0	0- 1	0- 1				
0- 0	0- 0	0- 0	NEUTRAL	0- 0	0- 0	0- 0				

RPI S Opponent Score	RPI S Opponent Score	RPI S Opponent Score	RPI S Opponent Score
	49 A Kansas 36 77	84 H Mai ne 51 63	Team's RPI: 297
			107 A Hartford 32 61
			117 H Yale 55 58
			147 A South Fla. 55 102
			156 H Drexel 44 60
			185 H Rhode Isl and 58 61
			205 H Ri der 54 49
			223 H Dartmouth 42 66
			245 H Hol y Cross 40 65
			278 A UMass Lowel l 51 54
			296 H Al bany (NY) 52 39
			301 A Cani si us 46 67
			310 A NJIT 71 63
			327 H Wagner 56 54
LAST 12 Di vi si on I GAMES:			
156 H Drexel 44 60	107 A Hartford 32 61		
147 A South Fla. 55 102	84 H Mai ne 51 63		
117 H Yale 55 58	296 H Al bany (NY) 52 39		
310 A NJIT 71 63	278 A UMass Lowel l 51 54		
245 H Hol y Cross 40 65	49 A Kansas 36 77		
327 H Wagner 56 54	301 A Cani si us 46 67		

Non-Di v I Games: Norwi ch 78 28

Vermont



Average RPI Win:	161	WON-LOST	WINNING	LAST 10	STRENGTH OF	OPP. STRENGTH	TEAM	ADJ.	CONF.	ADJ CONF.
Average RPI Loss:	45	RECORD	PCT. RANK	GAMES	SCHEDULE	OF SCHEDULE	RPI	RPI	RPI	RPI
DIV. I ONLY	10- 6	102	6-4	37	57	52	52	5	5	
DIV. I NON-CONF.	8- 2	51	0- 0	101	100	32	32	4	4	
-----										
TOTALS	RPI 1-25	RPI 26-50	W-L RECORDS	RPI 51-100	RPI 101-150	RPI 150+				
10- 6	0- 3	0- 1	OVERALL	3- 1	2- 1	5- 0				
6- 3	0- 2	0- 1	HOME	2- 0	1- 0	3- 0				
4- 2	0- 1	0- 0	AWAY	1- 0	1- 1	2- 0				
0- 1	0- 0	0- 0	NEUTRAL	0- 1	0- 0	0- 0				
8- 2	0- 1	0- 0	NON-CONFERENCE	2- 1	2- 0	4- 0				
5- 0	0- 0	0- 0	HOME	2- 0	1- 0	2- 0				
3- 1	0- 1	0- 0	AWAY	0- 0	1- 0	2- 0				
0- 1	0- 0	0- 0	NEUTRAL	0- 1	0- 0	0- 0				
2- 4	0- 2	0- 1	CONFERENCE	1- 0	0- 1	1- 0				
1- 3	0- 2	0- 1	HOME	0- 0	0- 0	1- 0				
1- 1	0- 0	0- 0	AWAY	1- 0	0- 1	0- 0				
0- 0	0- 0	0- 0	NEUTRAL	0- 0	0- 0	0- 0				

RPI 1-25				RPI 26-50				RPI 51-100				Team's RPI : 52				RPI 101+			
RPI	S	Opponent	Score	RPI	S	Opponent	Score	RPI	S	Opponent	Score	RPI	S	Opponent	Score	RPI	S	Opponent	Score
13	H	Marquette	55 91	36	H	DePaul	59 66	71	A	Creighton	54 52	107	H	Hartford	59 41				
17	H	Butler	55 63					78	N	Virginia Tech	59 61	108	A	Providence	61 67				
19	A	UCF	56 71					87	H	Georgia	62 56	116	A	Lehigh	70 48				
								89	H	Princeton	67 46	165	H	Xavier	75 71				
												187	A	George Washington	60 45				
												253	H	Temple	76 68				
												256	H	La Salle	81 68				
												279	A	Saint Joseph's	47 35				
-----																			
LAST 12 Division I GAMES:																			
36	H	DePaul	59 66	13	H	Marquette	55 91	108	A	Providence	61 67	71	A	Creighton	54 52				
253	H	Temple	76 68	89	H	Princeton	67 46	165	H	Xavier	75 71	17	H	Butler	55 63				
187	A	George Washington	60 45	19	A	UCF	56 71	87	H	Georgia	62 56								
279	A	Saint Joseph's	47 35																

Non-Div I Games:

Villanova

Average RPI Win:	162	WON-LOST	WINNING	LAST 10	STRENGTH OF	OPP. STRENGTH	TEAM	ADJ.	CONF.	ADJ CONF.
Average RPI Loss:	63	RECORD	PCT. RANK	GAMES	SCHEDULE	OF SCHEDULE	RPI	RPI	RPI	RPI
DIV. I ONLY	7- 10	222	5-5	11	54	113	113	1	1	
DIV. I NON-CONF.	6- 7	172	0- 0	53	62	133	133	1	1	
-----										
TOTALS	RPI 1-25	RPI 26-50	W-L RECORDS	RPI 51-100	RPI 101-150	RPI 150+				
7- 10	0- 3	0- 4	OVERALL	2- 0	3- 1	2- 2				
5- 6	0- 3	0- 1	HOME	1- 0	2- 0	2- 2				
1- 3	0- 0	0- 3	AWAY	1- 0	0- 0	0- 0				
1- 1	0- 0	0- 0	NEUTRAL	0- 0	1- 1	0- 0				
6- 7	0- 2	0- 2	NON-CONFERENCE	1- 0	3- 1	2- 2				
4- 4	0- 2	0- 0	HOME	0- 0	2- 0	2- 2				
1- 2	0- 0	0- 2	AWAY	1- 0	0- 0	0- 0				
1- 1	0- 0	0- 0	NEUTRAL	0- 0	1- 1	0- 0				
1- 3	0- 1	0- 2	CONFERENCE	1- 0	0- 0	0- 0				
1- 2	0- 1	0- 1	HOME	1- 0	0- 0	0- 0				
0- 1	0- 0	0- 1	AWAY	0- 0	0- 0	0- 0				
0- 0	0- 0	0- 0	NEUTRAL	0- 0	0- 0	0- 0				

RPI 1-25				RPI 26-50				RPI 51-100				RPI 101+ Team's RPI: 113			
RPI	S	Opponent	Score	RPI	S	Opponent	Score	RPI	S	Opponent	Score	RPI	S	Opponent	Score
8	H	NC State	38 66	26	H	Florida St.	61 63	73	A	Old Dominion	73 67	114	N	Alabama	52 64
9	H	Mississippi St.	44 72	31	A	Kentucky	51 63	78	H	Virginia Tech	62 58	141	H	Charlotte	65 61
18	H	Central Mich.	61 74	32	A	Michigan St.	66 91					145	H	American	57 54
				44	A	Clemson	65 71					147	N	South Fla.	74 67
-----															
LAST 12 Division I GAMES:															
8	H	NC State	38 66	78	H	Virginia Tech	62 58								
151	H	Radford	44 57	44	A	Clemson	65 71								
145	H	American	57 54	26	H	Florida St.	61 63								
287	H	Coppin St.	55 41	141	H	Charlotte	65 61								
32	A	Michigan St.	66 91	147	N	South Fla.	74 67								
197	H	Saint Louis	65 67	114	N	Alabama	52 64								

Non-Div I Games:

Virginia

Average RPI	Win:	196	WON-LOST	WINNING	LAST 10	STRENGTH OF	OPP. STRENGTH	TEAM	ADJ.	CONF.	ADJ CONF.
Average RPI	Loss:	52	RECORD	PCT. RANK	GAMES	SCHEDULE	OF SCHEDULE	RPI	RPI	RPI	RPI
DIV. I ONLY		13- 3		30	7-3	230	43	78	78	1	1
DIV. I NON-CONF.		13- 0		1	0- 0	299	84	49	49	1	1
-----											
TOTALS	RPI 1-25		RPI 26-50		W-L RECORDS	RPI 51-100		RPI 101-150		RPI 150+	
13- 3	1- 1		0- 1		OVERALL	2- 0		2- 1		8- 0	
8- 1	1- 1		0- 0		HOME	0- 0		1- 0		6- 0	
1- 2	0- 0		0- 1		AWAY	0- 0		0- 1		1- 0	
4- 0	0- 0		0- 0		NEUTRAL	2- 0		1- 0		1- 0	
13- 0	1- 0		0- 0		NON-CONFERENCE	2- 0		2- 0		8- 0	
8- 0	1- 0		0- 0		HOME	0- 0		1- 0		6- 0	
1- 0	0- 0		0- 0		AWAY	0- 0		0- 0		1- 0	
4- 0	0- 0		0- 0		NEUTRAL	2- 0		1- 0		1- 0	
0- 3	0- 1		0- 1		CONFERENCE	0- 0		0- 1		0- 0	
0- 1	0- 1		0- 0		HOME	0- 0		0- 0		0- 0	
0- 2	0- 0		0- 1		AWAY	0- 0		0- 1		0- 0	
0- 0	0- 0		0- 0		NEUTRAL	0- 0		0- 0		0- 0	

RPI 1-25				RPI 26-50				RPI 51-100				Team's RPI : 78				RPI 101+			
RPI	S	Opponent	Score	RPI	S	Opponent	Score	RPI	S	Opponent	Score	RPI	S	Opponent	Score	RPI	S	Opponent	Score
4	H	Syracuse	73 75	40	A	Mi ami (FL)	61 68	52	N	Vi l lanova	61 59	104	N	Ohio St.	81 73				
20	H	Rutgers	67 51					99	N	Dayton	69 57	113	A	Virginia	58 62				
												132	H	Chattanooga	74 59				
												151	H	Radford	55 44				
												237	H	Mt. St. Mary' s	83 51				
												246	H	Monmouth	82 49				
												280	H	Ga. Southern	78 49				
												282	A	Li berty	72 61				
												283	N	Richmond	85 57				
												318	H	USC Upstate	96 45				
												347	H	Longwood	93 39				
LAST 12 Division I GAMES:																			
113	A	Vi rgi ni a	58 62	4	H	Syracuse	73 75	40	A	Mi ami (FL)	61 68	347	H	Longwood	93 39	104	N	Ohio St.	81 73
151	H	Radford	55 44									99	N	Dayton	69 57	237	H	Mt. St. Mary' s	83 51
20	H	Rutgers	67 51																
283	N	Richmond	85 57																
52	N	Vi l lanova	61 59																
132	H	Chattanooga	74 59																

Non-Div I Games:

Virginia Tech

Average RPI		WON-LOST	WINNING	LAST 10	STRENGTH OF	OPP. STRENGTH	TEAM	ADJ.	CONF.	ADJ CONF.
Loss: 227		RECORD	PCT. RANK	GAMES	SCHEDULE	OF SCHEDULE	RPI	RPI	RPI	RPI
DIV. I ONLY		3- 11	300	3-7	288	350	327	327	31	31
DIV. I NON-CONF.		1- 9	326	0- 1	260	346	334	334	31	31
TOTALS		RPI 1-25	RPI 26-50	W-L RECORDS		RPI 51-100	RPI 101-150	RPI 150+		
3- 11	0- 0		0- 0	OVERALL		0- 1	0- 3	3- 7		
1- 4	0- 0		0- 0	HOME		0- 0	0- 1	1- 3		
2- 6	0- 0		0- 0	AWAY		0- 1	0- 2	2- 3		
0- 1	0- 0		0- 0	NEUTRAL		0- 0	0- 0	0- 1		
1- 9	0- 0		0- 0	NON-CONFERENCE		0- 1	0- 3	1- 5		
0- 3	0- 0		0- 0	HOME		0- 0	0- 1	0- 2		
1- 5	0- 0		0- 0	AWAY		0- 1	0- 2	1- 2		
0- 1	0- 0		0- 0	NEUTRAL		0- 0	0- 0	0- 1		
2- 2	0- 0		0- 0	CONFERENCE		0- 0	0- 0	2- 2		
1- 1	0- 0		0- 0	HOME		0- 0	0- 0	1- 1		
1- 1	0- 0		0- 0	AWAY		0- 0	0- 0	1- 1		
0- 0	0- 0		0- 0	NEUTRAL		0- 0	0- 0	0- 0		

RPI 1-25				RPI 26-50				RPI 51-100				RPI 101+ Team's RPI: 327					
RPI	S	Opponent	Score	RPI	S	Opponent	Score	RPI	S	Opponent	Score	RPI	S	Opponent	Score		
								85	A	Seton Hall	40	95	103	A	Fordham	59	80
												117	H	Yale	41	74	
												133	A	Stony Brook	45	70	
												235	H	Sacred Heart	68	80	
												285	N	Siena	71	74	
												288	A	St. Francis Brooklyn	61	76	
												297	A	Vermont	54	56	
												303	A	Central Conn. St.	75	63	
												308	H	Army West Point	46	61	
												319	A	Saint Peter's	57	69	
												328	H	Lafayette	43	66	
												347	A	Longwood	86	60	
												349	H	Fairleigh Dickinson	71	59	
LAST 12 Division I GAMES:																	
				285	N	Siena	71	74	349	H	Fairleigh Dickinson	71	59				
				319	A	Saint Peter's	57	69	235	H	Sacred Heart	68	80				
				117	H	Yale	41	74	303	A	Central Conn. St.	75	63				
				297	A	Vermont	54	56	288	A	St. Francis Brooklyn	61	76				
				328	H	Lafayette	43	66	133	A	Stony Brook	45	70				
				347	A	Longwood	86	60	308	H	Army West Point	46	61				

Non-Div I Games:	Staten Island	86	59
------------------	---------------	----	----

Wagner

■ Loss, ■ Non-Conf, S Site, H Home A Away N Neutral

Average RPI Win:	186	WON-LOST	WINNING	LAST 10	STRENGTH OF	OPP. STRENGTH	TEAM	ADJ.	CONF.	ADJ CONF.
Average RPI Loss:	94	RECORD	PCT. RANK	GAMES	SCHEDULE	OF SCHEDULE	RPI	RPI	RPI	RPI
DIV. I ONLY	9- 7	132	6-4	21	192	91	91	1	1	
DIV. I NON-CONF.	9- 4	85	0- 0	57	290	77	77	1	1	
-----										
TOTALS	RPI 1-25	RPI 26-50	W-L RECORDS	RPI 51-100	RPI 101-150	RPI 150+				
9- 7	0- 2	1- 1	OVERALL	2- 1	1- 0	5- 3				
7- 4	0- 1	1- 1	HOME	2- 1	0- 0	4- 1				
1- 3	0- 1	0- 0	AWAY	0- 0	1- 0	0- 2				
1- 0	0- 0	0- 0	NEUTRAL	0- 0	0- 0	1- 0				
9- 4	0- 1	1- 0	NON-CONFERENCE	2- 0	1- 0	5- 3				
7- 2	0- 1	1- 0	HOME	2- 0	0- 0	4- 1				
1- 2	0- 0	0- 0	AWAY	0- 0	1- 0	0- 2				
1- 0	0- 0	0- 0	NEUTRAL	0- 0	0- 0	1- 0				
0- 3	0- 1	0- 1	CONFERENCE	0- 1	0- 0	0- 0				
0- 2	0- 0	0- 1	HOME	0- 1	0- 0	0- 0				
0- 1	0- 1	0- 0	AWAY	0- 0	0- 0	0- 0				
0- 0	0- 0	0- 0	NEUTRAL	0- 0	0- 0	0- 0				

RPI 1-25				RPI 26-50				RPI 51-100 Team's RPI: 91				RPI 101+			
RPI	S	Opponent	Score	RPI	S	Opponent	Score	RPI	S	Opponent	Score	RPI	S	Opponent	Score
1	A	Notre Dame	48 78	40	H	Miami (FL)	57 72	79	H	Boston College	64 65	141	A	Charlotte	69 43
16	H	Indiana	73 87	48	H	James Madison	50 49	90	H	Towson	60 53	164	A	VCU	40 53
								98	H	St. John's (NY)	64 59	165	H	Xavier	50 62
												174	H	Mercer	69 54
												196	A	East Carolina	61 70
												250	H	UMES	78 67
												277	H	Norfolk St.	63 61
												283	H	Richmond	62 48
												315	N	South Carolina St.	58 44
-----															
LAST 12 Division I GAMES:															
1	A	Notre Dame	48 78	79	H	Boston College	64 65	141	A	Charlotte	69 43	40	H	Miami (FL)	57 72
16	H	Indiana	73 87	98	H	St. John's (NY)	64 59	277	H	Norfolk St.	63 61	315	N	South Carolina St.	58 44
196	A	East Carolina	61 70	48	H	James Madison	50 49	250	H	UMES	78 67				
165	H	Xavier	50 62												

Non-Div I Games:

Wake Forest

Average RPI Win:	182	WON-LOST	WINNING	LAST 10	STRENGTH OF	OPP. STRENGTH	TEAM	ADJ.	CONF.	ADJ CONF.
Average RPI Loss:	53	RECORD	PCT. RANK	GAMES	SCHEDULE	OF SCHEDULE	RPI	RPI	RPI	RPI
DIV. I ONLY	8- 9	185	4-6	17	95	100	100	2	2	
DIV. I NON-CONF.	7- 5	132	0- 1	56	135	100	100	2	2	
-----										
TOTALS	RPI 1-25	RPI 26-50	W-L RECORDS	RPI 51-100	RPI 101-150	RPI 150+				
8- 9	0- 2	1- 2	OVERALL	0- 4	2- 1	5- 0				
6- 4	0- 1	0- 1	HOME	0- 2	2- 0	4- 0				
1- 3	0- 1	0- 1	AWAY	0- 1	0- 0	1- 0				
1- 2	0- 0	1- 0	NEUTRAL	0- 1	0- 1	0- 0				
7- 5	0- 1	1- 0	NON-CONFERENCE	0- 3	1- 1	5- 0				
5- 2	0- 1	0- 0	HOME	0- 1	1- 0	4- 0				
1- 1	0- 0	0- 0	AWAY	0- 1	0- 0	1- 0				
1- 2	0- 0	1- 0	NEUTRAL	0- 1	0- 1	0- 0				
1- 4	0- 1	0- 2	CONFERENCE	0- 1	1- 0	0- 0				
1- 2	0- 0	0- 1	HOME	0- 1	1- 0	0- 0				
0- 2	0- 1	0- 1	AWAY	0- 0	0- 0	0- 0				
0- 0	0- 0	0- 0	NEUTRAL	0- 0	0- 0	0- 0				

RPI 1-25				RPI 26-50				RPI 51-100				Team's RPI: 100				RPI 101+			
RPI	S	Opponent	Score	RPI	S	Opponent	Score	RPI	S	Opponent	Score	RPI	S	Opponent	Score	RPI	S	Opponent	Score
5	A	Oregon	71 84	34	A	Oregon St.	67 78	58	H	Boise St.	69 73	103	N	Fordham	57 65				
9	H	Mississippi St.	56 103	41	N	Duke	71 64	59	N	Michigan	73 80	104	H	Ohio St.	69 59				
				43	H	Utah	43 58	74	A	Tulane	51 63	123	H	Colorado	68 58				
								95	H	Washington St.	76 79	154	H	Montana	69 54				
												211	H	Cal St. Fullerton	83 74				
												242	H	Northern Ariz.	81 59				
												248	H	George Mason	81 52				
												335	A	Seattle U	69 58				
-----																			
LAST 12 Division I GAMES:																			
58	H	Boise St.	69 73	59	N	Michigan	73 80	103	N	Fordham	57 65								
95	H	Washington St.	76 79	43	H	Utah	43 58	123	H	Colorado	68 58								
9	H	Mississippi St.	56 103	34	A	Oregon St.	67 78	5	A	Oregon	71 84								
154	H	Montana	69 54																
104	H	Ohio St.	69 59																
248	H	George Mason	81 52																

Non-Div I Games:

Washington

Average RPI Win:	152	WON-LOST	WINNING	LAST 10	STRENGTH OF	OPP. STRENGTH	TEAM	ADJ.	CONF.	ADJ CONF.
Average RPI Loss:	71	RECORD	PCT. RANK	GAMES	SCHEDULE	OF SCHEDULE	RPI	RPI	RPI	RPI
DIV. I ONLY	7- 9	202	5-5	15	73	95	95	2	2	
DIV. I NON-CONF.	5- 6	177	1- 0	62	89	155	155	2	2	
-----										
TOTALS	RPI 1-25	RPI 26-50	W-L RECORDS	RPI 51-100	RPI 101-150	RPI 150+				
7- 9	0- 2	0- 3	OVERALL	3- 1	1- 2	3- 1				
4- 4	0- 0	0- 1	HOME	2- 1	1- 2	1- 0				
1- 4	0- 2	0- 1	AWAY	1- 0	0- 0	0- 1				
2- 1	0- 0	0- 1	NEUTRAL	0- 0	0- 0	2- 0				
5- 6	0- 1	0- 1	NON-CONFERENCE	2- 1	0- 2	3- 1				
3- 3	0- 0	0- 0	HOME	2- 1	0- 2	1- 0				
0- 2	0- 1	0- 0	AWAY	0- 0	0- 0	0- 1				
2- 1	0- 0	0- 1	NEUTRAL	0- 0	0- 0	2- 0				
2- 3	0- 1	0- 2	CONFERENCE	1- 0	1- 0	0- 0				
1- 1	0- 0	0- 1	HOME	0- 0	1- 0	0- 0				
1- 2	0- 1	0- 1	AWAY	1- 0	0- 0	0- 0				
0- 0	0- 0	0- 0	NEUTRAL	0- 0	0- 0	0- 0				

RPI 1-25				RPI 26-50				RPI 51-100				Team's RPI: 95				RPI 101+			
RPI	S	Opponent	Score	RPI	S	Opponent	Score	RPI	S	Opponent	Score	RPI	S	Opponent	Score	RPI	S	Opponent	Score
5	A	Oregon	58 98	34	A	Oregon St.	69 76	54	H	Saint Mary's (CA)	64 70	123	H	Colorado	74 48				
11	A	Gonzaga	53 76	43	H	Utah	68 72	58	H	Boise St.	95 71	137	H	UC Davis	62 75				
				49	N	Kansas	63 71	92	H	Nebraska	87 84	142	H	Utah St.	61 72				
								100	A	Washington	79 76	160	A	CSUN	52 65				
												192	N	Jacksonville St.	64 51				
												243	H	San Francisco	91 61				
												258	N	Wichita St.	85 59				
LAST 12 Division I GAMES:																			
258	N	Wichita St.	85 59	192	N	Jacksonville St.	64 51												
49	N	Kansas	63 71	123	H	Colorado	74 48												
11	A	Gonzaga	53 76	43	H	Utah	68 72												
58	H	Boise St.	95 71	5	A	Oregon	58 98												
243	H	San Francisco	91 61	34	A	Oregon St.	69 76												
160	A	CSUN	52 65	100	A	Washington	79 76												

Non-Div I Games:

Washington St.

Average RPI Win: 287

Average RPI Loss: 172

WON-LOST  
RECORDWINNING  
PCT. RANKLAST 10  
GAMESSTRENGTH OF  
SCHEDULEOPP. STRENGTH  
OF SCHEDULETEAM  
RPIADJ.  
RPICONF.  
RPIADJ CONF.  
RPIDIV. I ONLY  
DIV. I NON-CONF.2- 13  
2- 7326  
2880-10  
0- 0269  
274210  
254330  
312330  
31214  
1214  
12

TOTALS

RPI 1-25

RPI 26-50

W-L RECORDS

RPI 51-100

RPI 101-150

RPI 150+

2- 13

0- 0

0- 1

OVERALL

0- 0

0- 4

2- 8

1- 6

0- 0

0- 0

HOME

0- 0

0- 4

1- 2

1- 6

0- 0

0- 1

AWAY

0- 0

0- 0

1- 5

0- 1

0- 0

0- 0

NEUTRAL

0- 0

0- 0

0- 1

2- 7

0- 0

0- 1

NON-CONFERENCE

0- 0

0- 1

2- 5

1- 2

0- 0

0- 0

HOME

0- 0

0- 1

1- 1

1- 4

0- 0

0- 1

AWAY

0- 0

0- 0

1- 3

0- 1

0- 0

0- 0

NEUTRAL

0- 0

0- 0

0- 1

0- 6

0- 0

0- 0

CONFERENCE

0- 0

0- 3

0- 3

0- 4

0- 0

0- 0

HOME

0- 0

0- 3

0- 1

0- 2

0- 0

0- 0

AWAY

0- 0

0- 0

0- 2

0- 0

0- 0

0- 0

NEUTRAL

0- 0

0- 0

0- 0

RPI 1-25

RPI 26-50

RPI 51-100

RPI 101+

Team's RPI: 330

RPI S Opponent Score

RPI S Opponent Score

RPI S Opponent Score

RPI S Opponent Score

43 A Utah 56 77

101 H Idaho St. 57 70

106 H Idaho 74 79

143 H Portland 73 89

148 H Portland St. 59 77

164 N VCU 36 64

167 A Pepperdi ne 47 68

188 H Eastern Wash. 58 64

199 A Southern Utah 79 84

209 H UC Ri versi de 39 71

242 A Northern Ariz. 64 74

259 A Utah Valley 59 65

261 A UTSA 59 66

270 H UTEP 68 63

304 A Incarnate Word 72 64

LAST 12 Division I GAMES:

148 H Portland St. 59 77

101 H Idaho St. 57 70

259 A Utah Valley 59 65

199 A Southern Utah 79 84

43 A Utah 56 77

242 A Northern Ariz. 64 74

167 A Pepperdi ne 47 68

106 H Idaho 74 79

270 H UTEP 68 63

188 H Eastern Wash. 58 64

261 A UTSA 59 66

209 H UC Ri versi de 39 71

Non-Div I Games:

La Verne

105 43

Weber St.



Average RPI Win:	224	WON-LOST	WINNING	LAST 10	STRENGTH OF	OPP. STRENGTH	TEAM	ADJ.	CONF.	ADJ CONF.
Average RPI Loss:	37	RECORD	PCT. RANK	GAMES	SCHEDULE	OF SCHEDULE	RPI	RPI	RPI	RPI
DIV. I ONLY	11- 4	62	7-3	238	62	138	138	3	3	
DIV. I NON-CONF.	9- 2	43	1- 0	334	88	177	177	3	3	
-----										
TOTALS	RPI 1-25	RPI 26-50	W-L RECORDS	RPI 51-100	RPI 101-150	RPI 150+				
11- 4	0- 2	0- 1	OVERALL	3- 1	0- 0	8- 0				
8- 2	0- 1	0- 1	HOME	2- 0	0- 0	6- 0				
2- 1	0- 0	0- 0	AWAY	1- 1	0- 0	1- 0				
1- 1	0- 1	0- 0	NEUTRAL	0- 0	0- 0	1- 0				
9- 2	0- 1	0- 1	NON-CONFERENCE	2- 0	0- 0	7- 0				
7- 1	0- 0	0- 1	HOME	1- 0	0- 0	6- 0				
1- 0	0- 0	0- 0	AWAY	1- 0	0- 0	0- 0				
1- 1	0- 1	0- 0	NEUTRAL	0- 0	0- 0	1- 0				
2- 2	0- 1	0- 0	CONFERENCE	1- 1	0- 0	1- 0				
1- 1	0- 1	0- 0	HOME	1- 0	0- 0	0- 0				
1- 1	0- 0	0- 0	AWAY	0- 1	0- 0	1- 0				
0- 0	0- 0	0- 0	NEUTRAL	0- 0	0- 0	0- 0				

RPI 1-25				RPI 26-50				RPI 51-100				RPI 101+ Team's RPI: 138			
RPI	S	Opponent	Score	RPI	S	Opponent	Score	RPI	S	Opponent	Score	RPI	S	Opponent	Score
12	N	Iowa	81 84	35	H	Missouri	51 68	68	H	Oklahoma St.	67 58	153	A	Oklahoma	66 55
22	H	Texas	58 70					77	A	TCU	48 62	232	H	Niagara	84 32
								83	A	Pittsburgh	77 43	275	H	Bryant	94 48
								90	H	Towson	90 43	287	H	Coppin St.	78 37
												310	H	NJIT	95 50
												322	H	Eastern Ky.	78 29
												322	N	Eastern Ky.	81 39
												323	H	Morgan St.	72 37
-----															
LAST 12 Division I GAMES:															
322	N	Eastern Ky.	81 39	153	A	Oklahoma	66 55	68	H	Oklahoma St.	67 58	22	H	Texas	58 70
323	H	Morgan St.	72 37	22	H	Texas	58 70	77	A	TCU	48 62	232	H	Niagara	84 32
322	H	Eastern Ky.	78 29	77	A	Pittsburgh	77 43	90	H	Towson	90 43				
83	A	Pittsburgh	77 43	35	H	Missouri	51 68								
35	H	Missouri	51 68	12	N	Iowa	81 84								
12	N	Iowa	81 84												

Non-Div I Games:

West Virginia

Average RPI Win:	310	WON-LOST	WINNING	LAST 10	STRENGTH OF	OPP. STRENGTH	TEAM	ADJ.	CONF.	ADJ CONF.
Average RPI Loss:	199	RECORD	PCT. RANK	GAMES	SCHEDULE	OF SCHEDULE	RPI	RPI	RPI	RPI
DIV. I ONLY	2- 13	326	2-8	199	344	320	320	24	24	
DIV. I NON-CONF.	2- 11	316	0- 0	210	339	320	320	25	25	
-----										
TOTALS	RPI 1-25	RPI 26-50	W-L RECORDS	RPI 51-100	RPI 101-150	RPI 150+				
2- 13	0- 0	0- 2	OVERALL	0- 0	0- 1	2- 10				
1- 5	0- 0	0- 0	HOME	0- 0	0- 0	1- 5				
1- 8	0- 0	0- 2	AWAY	0- 0	0- 1	1- 5				
0- 0	0- 0	0- 0	NEUTRAL	0- 0	0- 0	0- 0				
2- 11	0- 0	0- 2	NON-CONFERENCE	0- 0	0- 1	2- 8				
1- 5	0- 0	0- 0	HOME	0- 0	0- 0	1- 5				
1- 6	0- 0	0- 2	AWAY	0- 0	0- 1	1- 3				
0- 0	0- 0	0- 0	NEUTRAL	0- 0	0- 0	0- 0				
0- 2	0- 0	0- 0	CONFERENCE	0- 0	0- 0	0- 2				
0- 0	0- 0	0- 0	HOME	0- 0	0- 0	0- 0				
0- 2	0- 0	0- 0	AWAY	0- 0	0- 0	0- 2				
0- 0	0- 0	0- 0	NEUTRAL	0- 0	0- 0	0- 0				

RPI	S	Opponent	Score	RPI	S	Opponent	Score	RPI	S	Opponent	Score	RPI	S	Opponent	Score
31	A	Kentucky	39 99	33	A	Georgia Tech	49 84					105	A	Tennessee Tech	58 77
												172	H	North Ala.	66 89
												207	A	Coastal Caro.	59 77
												208	A	Furman	55 65
												222	A	UNC Asheville	49 74
												226	H	Gardner-Webb	52 62
												244	H	Campbell	37 63
												254	A	Wofford	65 91
												266	H	N. C. A&T	51 69
												302	A	Winthrop	65 57
												310	A	NJIT	71 79
												315	H	South Carolina St.	39 54
												318	H	USC Upstate	68 64
-----															
LAST 12 Division I GAMES:															
208	A	Furman	55 65	254	A	Wofford	65 91								
266	H	N. C. A&T	51 69	226	H	Gardner-Webb	52 62								
172	H	North Ala.	66 89	315	H	South Carolina St.	39 54								
310	A	NJIT	71 79	302	A	Winthrop	65 57								
105	A	Tennessee Tech	58 77	31	A	Kentucky	39 99								
222	A	UNC Asheville	49 74	318	H	USC Upstate	68 64								

Non-Div I Games: Young Harris 63 54

Western Caro.

Average RPI Win:	224	WON-LOST	WINNING	LAST 10	STRENGTH OF	OPP. STRENGTH	TEAM	ADJ.	CONF.	ADJ CONF.
Average RPI Loss:	135	RECORD	PCT. RANK	GAMES	SCHEDULE	OF SCHEDULE	RPI	RPI	RPI	RPI
DIV. I ONLY	4- 12	292	3-7	94	193	229	229	18	18	
DIV. I NON-CONF.	2- 9	297	0- 0	66	187	246	246	15	15	
-----										
TOTALS	RPI 1-25	RPI 26-50	W-L RECORDS	RPI 51-100	RPI 101-150	RPI 150+				
4- 12	0- 2	0- 3	OVERALL	0- 0	0- 1	4- 6				
2- 3	0- 1	0- 2	HOME	0- 0	0- 0	2- 0				
1- 6	0- 1	0- 1	AWAY	0- 0	0- 0	1- 4				
1- 3	0- 0	0- 0	NEUTRAL	0- 0	0- 1	1- 2				
2- 9	0- 2	0- 2	NON-CONFERENCE	0- 0	0- 1	2- 4				
1- 2	0- 1	0- 1	HOME	0- 0	0- 0	1- 0				
0- 4	0- 1	0- 1	AWAY	0- 0	0- 0	0- 2				
1- 3	0- 0	0- 0	NEUTRAL	0- 0	0- 1	1- 2				
2- 3	0- 0	0- 1	CONFERENCE	0- 0	0- 0	2- 2				
1- 1	0- 0	0- 1	HOME	0- 0	0- 0	1- 0				
1- 2	0- 0	0- 0	AWAY	0- 0	0- 0	1- 2				
0- 0	0- 0	0- 0	NEUTRAL	0- 0	0- 0	0- 0				

RPI 1-25				RPI 26-50				RPI 51-100				RPI 101+ Team's RPI: 229			
RPI	S	Opponent	Score	RPI	S	Opponent	Score	RPI	S	Opponent	Score	RPI	S	Opponent	Score
14	H	Drake	71 98	27	H	South Dakota St.	84 93					115	N	Northern Ill.	61 86
17	A	Butler	51 92	35	H	Missouri	64 89					159	A	Oral Roberts	64 68
				45	A	Purdue	60 81					161	H	Denver	87 78
												171	A	Bradley	68 82
												191	A	North Dakota	92 80
												208	N	Furman	85 78
												220	N	Eastern Ill.	62 64
												228	A	Southeast Mo. St.	71 81
												270	N	UTEP	72 84
												321	A	North Dakota St.	60 68
												334	H	Austin Peay	77 72
LAST 12 Division I GAMES:															
				191	A	North Dakota	92 80					321	A	North Dakota St.	60 68
				115	N	Northern Ill.	61 86					159	A	Oral Roberts	64 68
				220	N	Eastern Ill.	62 64					161	H	Denver	87 78
				171	A	Bradley	68 82					27	H	South Dakota St.	84 93
				334	H	Austin Peay	77 72					208	N	Furman	85 78
				228	A	Southeast Mo. St.	71 81					270	N	UTEP	72 84

Average RPI Win:	195	WON-LOST	WINNING	LAST 10	STRENGTH OF	OPP. STRENGTH	TEAM	ADJ.	CONF.	ADJ CONF.
Average RPI Loss:	53	RECORD	PCT. RANK	GAMES	SCHEDULE	OF SCHEDULE	RPI	RPI	RPI	RPI
DIV. I ONLY	7- 8	187	7-3	30	13	102	102	16	16	
DIV. I NON-CONF.	4- 8	241	0- 1	35	5	128	128	19	19	
-----										
TOTALS	RPI 1-25	RPI 26-50	W-L RECORDS	RPI 51-100	RPI 101-150	RPI 150+				
7- 8	0- 5	0- 1	OVERALL	1- 0	2- 0	4- 2				
5- 3	0- 2	0- 0	HOME	1- 0	1- 0	3- 1				
1- 3	0- 2	0- 0	AWAY	0- 0	1- 0	0- 1				
1- 2	0- 1	0- 1	NEUTRAL	0- 0	0- 0	1- 0				
4- 8	0- 5	0- 1	NON-CONFERENCE	0- 0	1- 0	3- 2				
2- 3	0- 2	0- 0	HOME	0- 0	0- 0	2- 1				
1- 3	0- 2	0- 0	AWAY	0- 0	1- 0	0- 1				
1- 2	0- 1	0- 1	NEUTRAL	0- 0	0- 0	1- 0				
3- 0	0- 0	0- 0	CONFERENCE	1- 0	1- 0	1- 0				
3- 0	0- 0	0- 0	HOME	1- 0	1- 0	1- 0				
0- 0	0- 0	0- 0	AWAY	0- 0	0- 0	0- 0				
0- 0	0- 0	0- 0	NEUTRAL	0- 0	0- 0	0- 0				

RPI 1-25				RPI 26-50				RPI 51-100				RPI 101+				Team's RPI: 102
RPI	S	Opponent	Score	RPI	S	Opponent	Score	RPI	S	Opponent	Score	RPI	S	Opponent	Score	
1	A	Notre Dame	53 94	34	N	Oregon St.	60 74	73	H	Old Domini on	75 60	128	A	Little Rock	68 56	
6	H	Louisville	80 102									141	H	Charlotte	76 58	
11	N	Gonzaga	55 76									153	A	Okl ahoma	83 90	
12	H	Iowa	67 104									166	H	Southern Ill.	83 76	
18	A	Central Mich.	90 108									190	H	Ball St.	83 86	
												262	H	Marshall	85 55	
												271	N	ETSU	82 68	
												323	H	Morgan St.	90 43	
-----																
LAST 12 Division I GAMES:																
11	N	Gonzaga	55 76	271	N	ETSU	82 68									
128	A	Little Rock	68 56	262	H	Marshall	85 55									
323	H	Morgan St.	90 43	73	H	Old Domini on	75 60									
34	N	Oregon St.	60 74	141	H	Charlotte	76 58									
166	H	Southern Ill.	83 76	1	A	Notre Dame	53 94									
18	A	Central Mich.	90 108	190	H	Ball St.	83 86									

Non-Div I Games: Union (TN) 77 65 Bel larmi ne 95 57

Western Ky.

Loss, Non-Conf, S Site, H Home A Away N Neutral

Average RPI Win: 302		WON-LOST RECORD	WINNING PCT. RANK	LAST 10 GAMES	STRENGTH OF SCHEDULE	OPP. STRENGTH OF SCHEDULE	TEAM RPI	ADJ. RPI	CONF. RPI	ADJ. CONF. RPI
Average RPI Loss: 176										
DIV. I ONLY		6- 7	193	6-4	341	270	295	295	8	8
DIV. I NON-CONF.		5- 5	162	0- 0	350	238	331	331	8	8
TOTALS		RPI 1-25	RPI 26-50	W-L RECORDS	RPI 51-100	RPI 101-150	RPI 150+			
6- 7	0- 0		0- 0	OVERALL	0- 1	0- 0	6- 6			
2- 4	0- 0		0- 0	HOME	0- 1	0- 0	2- 3			
3- 2	0- 0		0- 0	AWAY	0- 0	0- 0	3- 2			
1- 1	0- 0		0- 0	NEUTRAL	0- 0	0- 0	1- 1			
5- 5	0- 0		0- 0	NON-CONFERENCE	0- 1	0- 0	5- 4			
2- 3	0- 0		0- 0	HOME	0- 1	0- 0	2- 2			
2- 1	0- 0		0- 0	AWAY	0- 0	0- 0	2- 1			
1- 1	0- 0		0- 0	NEUTRAL	0- 0	0- 0	1- 1			
1- 2	0- 0		0- 0	CONFERENCE	0- 0	0- 0	1- 2			
0- 1	0- 0		0- 0	HOME	0- 0	0- 0	0- 1			
1- 1	0- 0		0- 0	AWAY	0- 0	0- 0	1- 1			
0- 0	0- 0		0- 0	NEUTRAL	0- 0	0- 0	0- 0			

RPI 1-25				RPI 26-50				RPI 51-100				RPI 101+				Team's RPI: 295	
RPI	S	Opponent	Score	RPI	S	Opponent	Score	RPI	S	Opponent	Score	RPI	S	Opponent	Score		
								59	H	Michigan	42	79	155	H	Akron	59	72
												186	H	New Mexico St.	54	66	
												189	A	Ole Miss	66	69	
												191	N	North Dakota	50	62	
												206	A	Bowling Green	84	82	
												219	A	Eastern Mich.	61	64	
												236	H	Loyola Chicago	53	64	
												274	A	Fla. Atlantic	69	59	
												322	H	Eastern Ky.	64	53	
												332	A	Detroit Mercy	54	44	
												336	H	Purdue Fort Wayne	69	61	
												340	N	Florida A&M	69	50	
LAST 12 Division I GAMES:																	
				219	A	Eastern Mich.	61	64	155	H	Akron	59	72				
				236	H	Loyola Chicago	53	64	206	A	Bowling Green	84	82				
				322	H	Eastern Ky.	64	53	340	N	Florida A&M	69	50				
				189	A	Ole Miss	66	69	191	N	North Dakota	50	62				
				59	H	Michigan	42	79	274	A	Fla. Atlantic	69	59				
				186	H	New Mexico St.	54	66	332	A	Detroit Mercy	54	44				

Non-Div I Games:	Saginaw Valley	75	51
------------------	----------------	----	----

Western Mich.

■ Loss, ■ Non-Conf, S Site, H Home A Away N Neutral

Average RPI Win:	235	WON-LOST	WINNING	LAST 10	STRENGTH OF	OPP. STRENGTH	TEAM	ADJ.	CONF.	ADJ CONF.
Average RPI Loss:	115	RECORD	PCT. RANK	GAMES	SCHEDULE	OF SCHEDULE	RPI	RPI	RPI	RPI
DIV. I ONLY	7- 9	202	2-8	210	163	258	258	9	9	
DIV. I NON-CONF.	7- 6	153	0- 1	225	137	242	242	9	9	
-----										
TOTALS	RPI 1-25	RPI 26-50	W-L RECORDS	RPI 51-100	RPI 101-150	RPI 150+				
7- 9	0- 1	0- 0	OVERALL	0- 4	2- 2	5- 2				
7- 4	0- 0	0- 0	HOME	0- 2	2- 1	5- 1				
0- 2	0- 0	0- 0	AWAY	0- 0	0- 1	0- 1				
0- 3	0- 1	0- 0	NEUTRAL	0- 2	0- 0	0- 0				
7- 6	0- 1	0- 0	NON-CONFERENCE	0- 4	2- 1	5- 0				
7- 3	0- 0	0- 0	HOME	0- 2	2- 1	5- 0				
0- 0	0- 0	0- 0	AWAY	0- 0	0- 0	0- 0				
0- 3	0- 1	0- 0	NEUTRAL	0- 2	0- 0	0- 0				
0- 3	0- 0	0- 0	CONFERENCE	0- 0	0- 1	0- 2				
0- 1	0- 0	0- 0	HOME	0- 0	0- 0	0- 1				
0- 2	0- 0	0- 0	AWAY	0- 0	0- 1	0- 1				
0- 0	0- 0	0- 0	NEUTRAL	0- 0	0- 0	0- 0				

RPI 1-25				RPI 26-50				RPI 51-100				RPI 101+ Team's RPI: 258			
RPI	S	Opponent	Score	RPI	S	Opponent	Score	RPI	S	Opponent	Score	RPI	S	Opponent	Score
21	N	South Dakota	64 <b>73</b>					68	H	Oklahoma St.	47 <b>60</b>	105	H	Tennessee Tech	45 <b>55</b>
								71	H	Creighton	71 <b>83</b>	121	A	Tulsa	49 <b>63</b>
								94	N	Northwestern	43 <b>65</b>	135	H	Missouri St.	63 60
								95	N	Washington St.	59 <b>85</b>	149	H	Louisiana Tech	70 56
												180	H	Grambling	70 61
												196	A	East Carolina	56 <b>78</b>
												214	H	Sam Houston St.	63 55
												268	H	Memphis	50 <b>71</b>
												290	H	Houston Baptist	68 50
												337	H	Savannah St.	66 50
												341	H	Ark.-Pine Bluff	76 39
LAST 12 Division I GAMES:															
95	N	Washington St.	59 <b>85</b>	268	H	Memphis	50 <b>71</b>								
71	H	Creighton	71 <b>83</b>	196	A	East Carolina	56 <b>78</b>								
105	H	Tennessee Tech	45 <b>55</b>	121	A	Tulsa	49 <b>63</b>								
68	H	Oklahoma St.	47 <b>60</b>	337	H	Savannah St.	66 50								
149	H	Louisiana Tech	70 56	94	N	Northwestern	43 <b>65</b>								
21	N	South Dakota	64 <b>73</b>	180	H	Grambling	70 61								

Non-Div I Games:

Wichita St.

Average RPI	Win: 239	WON-LOST	WINNING	LAST 10	STRENGTH OF	OPP. STRENGTH	TEAM	ADJ.	CONF.	ADJ CONF.
Average RPI	Loss: 135	RECORD	PCT. RANK	GAMES	SCHEDULE	OF SCHEDULE	RPI	RPI	RPI	RPI
DIV. I ONLY	9- 6	113	6-4	219	233	163	163	10	10	
DIV. I NON-CONF.	7- 4	109	0- 0	247	242	148	148	13	13	
-----										
TOTALS	RPI 1-25	RPI 26-50	W-L RECORDS	RPI 51-100	RPI 101-150	RPI 150+				
9- 6	0- 0	0- 1	OVERALL	0- 1	0- 2	9- 2				
5- 2	0- 0	0- 0	HOME	0- 0	0- 0	5- 2				
4- 4	0- 0	0- 1	AWAY	0- 1	0- 2	4- 0				
0- 0	0- 0	0- 0	NEUTRAL	0- 0	0- 0	0- 0				
7- 4	0- 0	0- 0	NON-CONFERENCE	0- 1	0- 2	7- 1				
4- 1	0- 0	0- 0	HOME	0- 0	0- 0	4- 1				
3- 3	0- 0	0- 0	AWAY	0- 1	0- 2	3- 0				
0- 0	0- 0	0- 0	NEUTRAL	0- 0	0- 0	0- 0				
2- 2	0- 0	0- 1	CONFERENCE	0- 0	0- 0	2- 1				
1- 1	0- 0	0- 0	HOME	0- 0	0- 0	1- 1				
1- 1	0- 0	0- 1	AWAY	0- 0	0- 0	1- 0				
0- 0	0- 0	0- 0	NEUTRAL	0- 0	0- 0	0- 0				

RPI 1-25				RPI 26-50				RPI 51-100				RPI 101+ Team's RPI: 163			
RPI	S	Opponent	Score	RPI	S	Opponent	Score	RPI	S	Opponent	Score	RPI	S	Opponent	Score
				29	A	Northeastern	74 88	73	A	Old Domini on	69 83	107	A	Hartford	45 50
												129	A	Davi dson	65 76
												157	H	UNCW	70 64
												164	H	VCU	55 72
												187	H	George Washi ngton	73 59
												196	H	East Carol ina	63 43
												225	H	Howard	88 75
												231	A	Hofstra	60 55
												277	A	Norfol k St.	55 44
												283	H	Ri chmond	65 55
												284	A	Fai rfi eld	60 54
												307	H	Col. of Charleston	54 66
												313	A	Loyol a Maryland	65 49
LAST 12 Divi sion I GAMES:															
307	H	Col. of Charleston	54 66	157	H	UNCW	70 64								
283	H	Ri chmond	65 55	29	A	Northeastern	74 88								
284	A	Fai rfi eld	60 54	231	A	Hofstra	60 55								
107	A	Hartford	45 50	187	H	George Washi ngton	73 59								
196	H	East Carol ina	63 43	277	A	Norfol k St.	55 44								
129	A	Davi dson	65 76	73	A	Old Domini on	69 83								

Non-Di v I Games:

William &amp; Mary

Average RPI	Win:	309	WON-LOST	WINNING	LAST 10	STRENGTH OF	OPP. STRENGTH	TEAM	ADJ.	CONF.	ADJ CONF.
Average RPI	Loss:	201	RECORD	PCT. RANK	GAMES	SCHEDULE	OF SCHEDULE	RPI	RPI	RPI	RPI
DIV. I ONLY		6- 8		209	5-5	339	334	302	302	28	28
DIV. I NON-CONF.		4- 6		212	0- 0	292	335	261	261	29	29
-----											
TOTALS	RPI 1-25		RPI 26-50		W-L RECORDS	RPI 51-100		RPI 101-150		RPI 150+	
6- 8	0- 0		0- 1		OVERALL	0- 1		0- 0		6- 6	
4- 2	0- 0		0- 0		HOME	0- 0		0- 0		4- 2	
2- 6	0- 0		0- 1		AWAY	0- 1		0- 0		2- 4	
0- 0	0- 0		0- 0		NEUTRAL	0- 0		0- 0		0- 0	
4- 6	0- 0		0- 1		NON-CONFERENCE	0- 1		0- 0		4- 4	
2- 1	0- 0		0- 0		HOME	0- 0		0- 0		2- 1	
2- 5	0- 0		0- 1		AWAY	0- 1		0- 0		2- 3	
0- 0	0- 0		0- 0		NEUTRAL	0- 0		0- 0		0- 0	
2- 2	0- 0		0- 0		CONFERENCE	0- 0		0- 0		2- 2	
2- 1	0- 0		0- 0		HOME	0- 0		0- 0		2- 1	
0- 1	0- 0		0- 0		AWAY	0- 0		0- 0		0- 1	
0- 0	0- 0		0- 0		NEUTRAL	0- 0		0- 0		0- 0	

RPI 1-25				RPI 26-50				RPI 51-100				RPI 101+ Team's RPI: 302			
RPI	S	Opponent	Score	RPI	S	Opponent	Score	RPI	S	Opponent	Score	RPI	S	Opponent	Score
				48	A	James Madi son	39 56	87	A	Georgi a	39 85	151	A	Radford	49 70
												152	A	Wi sconsi n	41 76
												194	H	El on	58 57
												254	A	Wofford	53 70
												280	A	Ga. Southern	55 64
												307	A	Col. of Charleston	71 64
												315	A	South Carolina St.	58 50
												318	H	USC Upstate	50 76
												320	H	Western Caro.	57 65
												343	H	Charleston So.	57 52
												347	H	Longwood	77 69
												348	H	N. C. Central	66 41
LAST 12 Division I GAMES:															
151	A	Radford	49 70	318	H	USC Upstate	50 76								
315	A	South Carolina St.	58 50	343	H	Charleston So.	57 52								
307	A	Col. of Charleston	71 64	347	H	Longwood	77 69								
48	A	James Madi son	39 56	320	H	Western Caro.	57 65								
254	A	Wofford	53 70	280	A	Ga. Southern	55 64								
348	H	N. C. Central	66 41	194	H	El on	58 57								

Non-Div I Games: Newberry 63 67

Winthrop



W  
i  
s  
c  
o  
n  
s  
i  
n

Wisc onsi n				Through Games Of Jan. 14, 2019							
Average RPI	Win:	233	WON-LOST	WINNING	LAST 10	STRENGTH OF	OPP. STRENGTH	TEAM	ADJ.	CONF.	ADJ CONF.
Average RPI	Loss:	49	RECORD	PCT. RANK	GAMES	SCHEDULE	OF SCHEDULE	RPI	RPI	RPI	RPI
DIV. I ONLY			10- 7	120	4-6	171	88	152	152	4	4
DIV. I NON-CONF.			9- 3	62	0- 0	307	172	173	173	5	5
-----											
TOTALS		RPI 1-25	RPI 26-50		W-L RECORDS		RPI 51-100	RPI 101-150	RPI 150+		
10- 7		0- 2	1- 2		OVERALL		1- 3	1- 0	7- 0		
7- 2		0- 1	1- 1		HOME		0- 0	1- 0	5- 0		
1- 4		0- 1	0- 1		AWAY		0- 2	0- 0	1- 0		
2- 1		0- 0	0- 0		NEUTRAL		1- 1	0- 0	1- 0		
9- 3		0- 0	0- 2		NON-CONFERENCE		1- 1	1- 0	7- 0		
6- 1		0- 0	0- 1		HOME		0- 0	1- 0	5- 0		
1- 1		0- 0	0- 1		AWAY		0- 0	0- 0	1- 0		
2- 1		0- 0	0- 0		NEUTRAL		1- 1	0- 0	1- 0		
1- 4		0- 2	1- 0		CONFERENCE		0- 2	0- 0	0- 0		
1- 1		0- 1	1- 0		HOME		0- 0	0- 0	0- 0		
0- 3		0- 1	0- 0		AWAY		0- 2	0- 0	0- 0		
0- 0		0- 0	0- 0		NEUTRAL		0- 0	0- 0	0- 0		

W  
i  
s  
c  
o  
n  
s  
i  
n

RPI 1-25				RPI 26-50				RPI 51-100				RPI 101+				Team's RPI: 152
RPI	S	Opponent	Score	RPI	S	Opponent	Score	RPI	S	Opponent	Score	RPI	S	Opponent	Score	
12	A	Iowa	53 71	41	H	Duke	53 60	55	N	Arkansas	68 69	136	H	IUPUI	65 64	
16	H	Indiana	68 75	42	A	Green Bay	46 55	80	A	Penn St.	64 71	182	A	Milwaukee	68 57	
				45	H	Purdue	76 69	83	N	Pittsburgh	57 42	262	H	Marshall	67 49	
								97	A	Minnesota	56 74	302	H	Winthrop	76 41	
												314	N	Tennessee St.	58 53	
												321	H	North Dakota St.	64 53	
												342	H	Chicago St.	85 38	
												344	H	Evansville	96 60	
-----																
LAST 12 Division I GAMES:																
16	H	Indiana	68 75	12	A	Iowa	53 71	42	A	Penn St.	64 71	45	H	Purdue	76 69	
42	A	Green Bay	46 55	80	A	Penn St.	64 71	55	N	Arkansas	68 69	97	A	Minnesota	56 74	
262	H	Marshall	67 49	45	H	Purdue	76 69	83	N	Pittsburgh	57 42	344	H	Evansville	96 60	
41	H	Duke	53 60	97	A	Minnesota	56 74	342	H	Chicago St.	85 38					
55	N	Arkansas	68 69													
314	N	Tennessee St.	58 53													

Non-Div I Games:

Wisconsin

Average RPI Win:	301	WON-LOST	WINNING	LAST 10	STRENGTH OF	OPP. STRENGTH	TEAM	ADJ.	CONF.	ADJ CONF.
Average RPI Loss:	173	RECORD	PCT. RANK	GAMES	SCHEDULE	OF SCHEDULE	RPI	RPI	RPI	RPI
DIV. I ONLY	7- 7	166	7-3	338	265	254	254	24	24	
DIV. I NON-CONF.	5- 7	206	0- 0	312	264	255	255	25	25	
-----										
TOTALS	RPI 1-25	RPI 26-50	W-L RECORDS	RPI 51-100	RPI 101-150	RPI 150+				
7- 7	0- 0	0- 2	OVERALL	0- 0	0- 2	7- 3				
5- 0	0- 0	0- 0	HOME	0- 0	0- 0	5- 0				
2- 7	0- 0	0- 2	AWAY	0- 0	0- 2	2- 3				
0- 0	0- 0	0- 0	NEUTRAL	0- 0	0- 0	0- 0				
5- 7	0- 0	0- 2	NON-CONFERENCE	0- 0	0- 2	5- 3				
3- 0	0- 0	0- 0	HOME	0- 0	0- 0	3- 0				
2- 7	0- 0	0- 2	AWAY	0- 0	0- 2	2- 3				
0- 0	0- 0	0- 0	NEUTRAL	0- 0	0- 0	0- 0				
2- 0	0- 0	0- 0	CONFERENCE	0- 0	0- 0	2- 0				
2- 0	0- 0	0- 0	HOME	0- 0	0- 0	2- 0				
0- 0	0- 0	0- 0	AWAY	0- 0	0- 0	0- 0				
0- 0	0- 0	0- 0	NEUTRAL	0- 0	0- 0	0- 0				

RPI 1-25				RPI 26-50				RPI 51-100				RPI 101+ Team's RPI: 254			
RPI	S	Opponent	Score	RPI	S	Opponent	Score	RPI	S	Opponent	Score	RPI	S	Opponent	Score
				33	A	Georgia Tech	40 81					112	A	Appalachian St.	70 94
				44	A	Clemson	77 85					141	A	Charlotte	63 85
												222	A	UNC Asheville	46 60
												226	H	Gardner-Webb	59 53
												280	A	Ga. Southern	81 65
												302	H	Winthrop	70 53
												307	H	Col. of Charleston	78 58
												309	A	Presbyterian	50 61
												320	H	Western Caro.	91 65
												325	H	UNC Greensboro	93 66
												347	A	Longwood	101 72
												348	A	N. C. Central	59 66
LAST 12 Division I GAMES:															
				325	H	UNC Greensboro	93 66					320	H	Western Caro.	91 65
				222	A	UNC Asheville	46 60					33	A	Georgia Tech	40 81
				302	H	Winthrop	70 53					112	A	Appalachian St.	70 94
				307	H	Col. of Charleston	78 58					348	A	N. C. Central	59 66
				309	A	Presbyterian	50 61					347	A	Longwood	101 72
				141	A	Charlotte	63 85					226	H	Gardner-Webb	59 53

Non-Div I Games: Warren Wilson 107 30 Southern Wesleyan 110 47 Brevard 106 52

Wofford

Average RPI Loss: 131

DIV. I ONLY	12- 4	53	9-1	216	151	81	81	19	19
DIV. I NON-CONF.	7- 4	109	0- 0	161	161	91	91	18	18
TOTALS	RPI 1-25	RPI 26-50	W-L RECORDS	RPI 51-100	RPI 101-150	RPI 150+			
12- 4	0- 0	1- 1	OVERALL	1- 1	2- 1	8- 1			
3- 1	0- 0	1- 0	HOME	1- 1	0- 0	1- 0			
5- 3	0- 0	0- 1	AWAY	0- 0	1- 1	4- 1			
4- 0	0- 0	0- 0	NEUTRAL	0- 0	1- 0	3- 0			
7- 4	0- 0	0- 1	NON-CONFERENCE	1- 1	1- 1	5- 1			
1- 1	0- 0	0- 0	HOME	1- 1	0- 0	0- 0			
2- 3	0- 0	0- 1	AWAY	0- 0	0- 1	2- 1			
4- 0	0- 0	0- 0	NEUTRAL	0- 0	1- 0	3- 0			
5- 0	0- 0	1- 0	CONFERENCE	0- 0	1- 0	3- 0			
2- 0	0- 0	1- 0	HOME	0- 0	0- 0	1- 0			
3- 0	0- 0	0- 0	AWAY	0- 0	1- 0	2- 0			
0- 0	0- 0	0- 0	NEUTRAL	0- 0	0- 0	0- 0			

RPI 1-25				RPI 26-50				RPI 51-100				RPI 101+			
RPI	S	Opponent	Score	RPI	S	Opponent	Score	RPI	S	Opponent	Score	RPI	S	Opponent	Score
				32	A	Michigan St.	68 84	60	H	Belmont	63 79	111	N	Marist	76 60
				42	H	Green Bay	85 67	71	H	Kent St.	61 55	136	A	IUPUI	78 75
												141	A	Charlotte	85 88
												156	N	Drexel	71 63
												182	H	Milwaukee	61 57
												224	N	Stetson	57 44
												231	N	Hofstra	93 64
												234	A	UNLV	68 52
												267	A	Northern Ky.	61 55
												291	A	CSU Bakersfield	74 76
												338	A	UIC	79 46
												339	A	Manhattan	60 44
LAST 12 Division I GAMES:															
				267	A	Northern Ky.	61 55	182	H	Milwaukee	61 57				
				156	N	Drexel	71 63	42	H	Green Bay	85 67				
				71	H	Kent St.	61 55	338	A	UIC	79 46				
				111	N	Marist	76 60	136	A	IUPUI	78 75				
				224	N	Stetson	57 44	141	A	Charlotte	85 88				
				231	N	Hofstra	93 64	339	A	Manhattan	60 44				

Non-Div I Games:	Kentucky St.	83	53
------------------	--------------	----	----

Wright St.

■ Loss, ■ Non-Conf, S Site, H Home A Away N Neutral

Average RPI Loss: 82

DIV. I ONLY	7- 4	100	7-3	74	82	65	65	12	12
DIV. I NON-CONF.	5- 2	82	0- 0	44	67	24	24	11	11
TOTALS	RPI 1-25	RPI 26-50	W-L RECORDS	RPI 51-100	RPI 101-150	RPI 150+			
7- 4	0- 0	1- 0	OVERALL	0- 3	2- 1	4- 0			
6- 0	0- 0	1- 0	HOME	0- 0	2- 0	3- 0			
0- 4	0- 0	0- 0	AWAY	0- 3	0- 1	0- 0			
1- 0	0- 0	0- 0	NEUTRAL	0- 0	0- 0	1- 0			
5- 2	0- 0	1- 0	NON-CONFERENCE	0- 2	2- 0	2- 0			
4- 0	0- 0	1- 0	HOME	0- 0	2- 0	1- 0			
0- 2	0- 0	0- 0	AWAY	0- 2	0- 0	0- 0			
1- 0	0- 0	0- 0	NEUTRAL	0- 0	0- 0	1- 0			
2- 2	0- 0	0- 0	CONFERENCE	0- 1	0- 1	2- 0			
2- 0	0- 0	0- 0	HOME	0- 0	0- 0	2- 0			
0- 2	0- 0	0- 0	AWAY	0- 1	0- 1	0- 0			
0- 0	0- 0	0- 0	NEUTRAL	0- 0	0- 0	0- 0			

RPI 1-25				RPI 26-50				RPI 51-100				Team's RPI: 65				RPI 101+			
RPI	S	Opponent	Score	RPI	S	Opponent	Score	RPI	S	Opponent	Score	RPI	S	Opponent	Score	RPI	S	Opponent	Score
				27	H	South Dakota St.	77 70					54	A	Saint Mary's (CA)	84 90	106	H	Idaho	64 61
												58	A	Boise St.	64 72	110	H	Montana St.	66 58
												75	A	Pacific	64 70	142	A	Utah St.	42 50
																161	H	Denver	78 74
																200	N	North Texas	53 49
																203	H	San Diego St.	87 45
																234	H	UNLV	90 62
LAST 12 Division I GAMES:																			
				142	A	Utah St.	42 50	203	H	San Diego St.	87 45								
				110	H	Montana St.	66 58	234	H	UNLV	90 62								
				75	A	Pacific	64 70	58	A	Boise St.	64 72								
				200	N	North Texas	53 49	27	H	South Dakota St.	77 70								
				54	A	Saint Mary's (CA)	84 90	106	H	Idaho	64 61								
								161	H	Denver	78 74								

Wyoming

Average RPI Win:	219	WON-LOST	WINNING	LAST 10	STRENGTH OF	OPP. STRENGTH	TEAM	ADJ.	CONF.	ADJ CONF.
Average RPI Loss:	81	RECORD	PCT. RANK	GAMES	SCHEDULE	OF SCHEDULE	RPI	RPI	RPI	RPI
DIV. I ONLY	10- 6	102	5-5	176	139	165	165	5	5	
DIV. I NON-CONF.	9- 2	43	0- 0	279	241	125	125	4	4	
-----										
TOTALS	RPI 1-25	RPI 26-50	W-L RECORDS	RPI 51-100	RPI 101-150	RPI 150+				
10- 6	0- 1	0- 0	OVERALL	2- 4	1- 1	7- 0				
9- 3	0- 1	0- 0	HOME	1- 2	1- 0	7- 0				
1- 3	0- 0	0- 0	AWAY	1- 2	0- 1	0- 0				
0- 0	0- 0	0- 0	NEUTRAL	0- 0	0- 0	0- 0				
9- 2	0- 0	0- 0	NON-CONFERENCE	1- 1	1- 1	7- 0				
8- 1	0- 0	0- 0	HOME	0- 1	1- 0	7- 0				
1- 1	0- 0	0- 0	AWAY	1- 0	0- 1	0- 0				
0- 0	0- 0	0- 0	NEUTRAL	0- 0	0- 0	0- 0				
1- 4	0- 1	0- 0	CONFERENCE	1- 3	0- 0	0- 0				
1- 2	0- 1	0- 0	HOME	1- 1	0- 0	0- 0				
0- 2	0- 0	0- 0	AWAY	0- 2	0- 0	0- 0				
0- 0	0- 0	0- 0	NEUTRAL	0- 0	0- 0	0- 0				

RPI 1-25				RPI 26-50				RPI 51-100				RPI 101+ Team's RPI: 165			
RPI	S	Opponent	Score	RPI	S	Opponent	Score	RPI	S	Opponent	Score	RPI	S	Opponent	Score
17	H	Butler	41 63					52	A	Villanova	71 75	105	H	Tennessee Tech	70 60
								85	H	Seton Hall	63 62	130	A	Cincinnati	61 79
								91	A	Wake Forest	62 50	172	H	North Ala.	94 81
								93	A	Georgetown	61 68	206	H	Bowling Green	65 49
								97	H	Minnesota	53 78	263	H	Alabama St.	87 58
								98	H	St. John's (NY)	57 76	284	H	Fairfield	48 35
												298	H	New Orleans	61 45
												342	H	Chicago St.	91 57
												346	H	Delaware St.	80 59
-----															
LAST 12 Division I GAMES:															
17	H	Butler	41 63	98	H	St. John's (NY)	57 76								
85	H	Seton Hall	63 62	52	A	Villanova	71 75								
346	H	Delaware St.	80 59	93	A	Georgetown	61 68								
172	H	North Ala.	94 81	298	H	New Orleans	61 45								
206	H	Bowling Green	65 49	263	H	Alabama St.	87 58								
91	A	Wake Forest	62 50	130	A	Cincinnati	61 79								

Non-Div I Games:

Xavier

Average RPI Win:	264	WON-LOST	WINNING	LAST 10	STRENGTH OF	OPP. STRENGTH	TEAM	ADJ.	CONF.	ADJ CONF.
Average RPI Loss:	101	RECORD	PCT. RANK	GAMES	SCHEDULE	OF SCHEDULE	RPI	RPI	RPI	RPI
DIV. I ONLY	10- 5	86	8-2	243	268	117	117	11	11	
DIV. I NON-CONF.	10- 5	91	1- 0	257	272	110	110	10	10	
-----										
TOTALS	RPI 1-25	RPI 26-50	W-L RECORDS	RPI 51-100	RPI 101-150	RPI 150+				
10- 5	0- 0	0- 0	OVERALL	0- 2	1- 3	9- 0				
3- 0	0- 0	0- 0	HOME	0- 0	0- 0	3- 0				
4- 5	0- 0	0- 0	AWAY	0- 2	1- 3	3- 0				
3- 0	0- 0	0- 0	NEUTRAL	0- 0	0- 0	3- 0				
10- 5	0- 0	0- 0	NON-CONFERENCE	0- 2	1- 3	9- 0				
3- 0	0- 0	0- 0	HOME	0- 0	0- 0	3- 0				
4- 5	0- 0	0- 0	AWAY	0- 2	1- 3	3- 0				
3- 0	0- 0	0- 0	NEUTRAL	0- 0	0- 0	3- 0				
0- 0	0- 0	0- 0	CONFERENCE	0- 0	0- 0	0- 0				
0- 0	0- 0	0- 0	HOME	0- 0	0- 0	0- 0				
0- 0	0- 0	0- 0	AWAY	0- 0	0- 0	0- 0				
0- 0	0- 0	0- 0	NEUTRAL	0- 0	0- 0	0- 0				

RPI 1-25				RPI 26-50				RPI 51-100				RPI 101+ Team's RPI: 117					
RPI	S	Opponent	Score	RPI	S	Opponent	Score	RPI	S	Opponent	Score	RPI	S	Opponent	Score		
								53	A	SFA	57	67	108	A	Provi dence	42	59
								98	A	St. John' s (NY)	52	56	115	A	Northern Ill.	80	89
													119	A	Youngstown St.	58	56
													130	A	Cinci nnati	52	66
													197	N	Saint Loui s	58	52
													232	N	Niagara	67	64
													266	N	N.C. A&T	59	49
													272	H	Colgate	80	61
													297	A	Vermont	58	55
													303	H	Central Conn. St.	58	46
													308	A	Army West Point	62	51
													319	H	Saint Peter' s	72	56
													327	A	Wagner	74	41
LAST 12 Di vi si on I GAMES:																	
266	N	N. C. A&T	59	49	232	N	Niagara	67	64	197	N	Saint Loui s	58	52			
53	A	SFA	57	67	303	H	Central Conn. St.	58	46	308	A	Army West Point	62	51			
319	H	Saint Peter' s	72	56	297	A	Vermont	58	55	98	A	St. John' s (NY)	52	56			
108	A	Provi dence	42	59													
327	A	Wagner	74	41													
119	A	Youngstown St.	58	56													

Non-Div I Games:

Yale

Average RPI Win:	236	WON-LOST	WINNING	LAST 10	STRENGTH OF	OPP. STRENGTH	TEAM	ADJ.	CONF.	ADJ CONF.
Average RPI Loss:	95	RECORD	PCT. RANK	GAMES	SCHEDULE	OF SCHEDULE	RPI	RPI	RPI	RPI

DIV. I ONLY	10- 5	86	7-3	204	228	119	119	19	19
DIV. I NON-CONF.	6- 3	91	0- 0	69	279	69	69	18	18
TOTALS	RPI 1-25	RPI 26-50	W-L RECORDS	RPI 51-100	RPI 101-150	RPI 150+			
10- 5	0- 0	0- 1	OVERALL	1- 2	1- 1	8- 1			
6- 1	0- 0	0- 0	HOME	0- 0	1- 1	5- 0			
4- 4	0- 0	0- 1	AWAY	1- 2	0- 0	3- 1			
0- 0	0- 0	0- 0	NEUTRAL	0- 0	0- 0	0- 0			
6- 3	0- 0	0- 0	NON-CONFERENCE	1- 2	0- 1	5- 0			
4- 1	0- 0	0- 0	HOME	0- 0	0- 1	4- 0			
2- 2	0- 0	0- 0	AWAY	1- 2	0- 0	1- 0			
0- 0	0- 0	0- 0	NEUTRAL	0- 0	0- 0	0- 0			
4- 2	0- 0	0- 1	CONFERENCE	0- 0	1- 0	3- 1			
2- 0	0- 0	0- 0	HOME	0- 0	1- 0	1- 0			
2- 2	0- 0	0- 1	AWAY	0- 0	0- 0	2- 1			
0- 0	0- 0	0- 0	NEUTRAL	0- 0	0- 0	0- 0			

RPI 1-25	RPI 26-50	RPI 51-100	RPI 101+	Team's RPI: 119
RPI S Opponent Score	RPI S Opponent Score	RPI S Opponent Score	RPI S Opponent Score	
	42 A Green Bay 42 60	63 A Bucknell 68 73	117 H Yale 56 58	
		71 A Kent St. 34 62	136 H IUPUI 70 52	
		83 A Pittsburgh 64 55	155 H Akron 72 61	
			182 A Milwaukee 68 71	
			233 H Saint Francis (PA) 80 56	
			236 H Loyola Chi cago 74 63	
			264 H Robert Morris 69 59	
			281 A Oakland 69 55	
			301 A Canisius 62 36	
			332 A Detroit Mercy 85 59	
			338 H UIC 81 29	
LAST 12 Division I GAMES:				
42 A Green Bay 42 60	136 H IUPUI 70 52			
182 A Milwaukee 68 71	338 H UIC 81 29			
301 A Canisius 62 36	281 A Oakland 69 55			
155 H Akron 72 61	332 A Detroit Mercy 85 59			
117 H Yale 56 58	63 A Bucknell 68 73			
71 A Kent St. 34 62	233 H Saint Francis (PA) 80 56			

Non-Div I Games: Thiel 76 53 Carlow 90 31

Youngstown St.