

Average RPI Win:	316	WON-LOST	WINNING	LAST 10	STRENGTH OF	OPP. STRENGTH	TEAM	ADJ.	CONF.	ADJ CONF.
Average RPI Loss:	178	RECORD	PCT. RANK	GAMES	SCHEDULE	OF SCHEDULE	RPI	RPI	RPI	RPI

DIV. I ONLY	5- 7	220	4- 4	327	343	277	277	27	27
DIV. I NON-CONF.	3- 4	209	3- 2	273	348	262	262	26	26
TOTALS	RPI 1-25	RPI 26-50	W-L RECORDS	RPI 51-100	RPI 101-150	RPI 150+			
5- 7	0- 0	0- 0	OVERALL	0- 1	0- 3	5- 3			
1- 3	0- 0	0- 0	HOME	0- 1	0- 2	1- 0			
2- 4	0- 0	0- 0	AWAY	0- 0	0- 0	2- 1			
2- 0	0- 0	0- 0	NEUTRAL	0- 0	0- 0	2- 0			
3- 4	0- 0	0- 0	NON-CONFERENCE	0- 0	0- 2	3- 2			
1- 1	0- 0	0- 0	HOME	0- 0	0- 1	1- 0			
0- 3	0- 0	0- 0	AWAY	0- 0	0- 1	0- 2			
2- 0	0- 0	0- 0	NEUTRAL	0- 0	0- 0	2- 0			
2- 3	0- 0	0- 0	CONFERENCE	0- 1	0- 1	2- 1			
0- 2	0- 0	0- 0	HOME	0- 1	0- 1	0- 0			
2- 1	0- 0	0- 0	AWAY	0- 0	0- 0	2- 1			
0- 0	0- 0	0- 0	NEUTRAL	0- 0	0- 0	0- 0			

RPI 1-25	RPI 26-50	RPI 51-100	RPI 101+	Team's RPI: 277
RPI S Opponent Score	RPI S Opponent Score	RPI S Opponent Score	RPI S Opponent Score	
		90 H Central Ark. 50 58	117 H Lamar University 31 70	
			123 H Rice 56 67	
			140 A UTEP 49 69	
			216 A New Orleans 49 66	
			250 A New Mexico St. 61 70	
			291 N Prairie View 72 62	
			302 A Northwestern St. 62 56	
			313 A UTRGV 53 56	
			313 H UTRGV 71 41	
			336 N Florida A&M 58 55	
			339 A Sam Houston St. 67 57	
LAST 12 Division I GAMES:				
216 A New Orleans 49 66	313 H UTRGV 71 41			
339 A Sam Houston St. 67 57	336 N Florida A&M 58 55			
302 A Northwestern St. 62 56	291 N Prairie View 72 62			
117 H Lamar University 31 70	250 A New Mexico St. 61 70			
90 H Central Ark. 50 58	140 A UTEP 49 69			
123 H Rice 56 67	313 A UTRGV 53 56			

Non-Div I Games: Tex. A&M Int'l 53 34 St. Thomas Houston 72 42 McMurry 62 43 Texas Lutheran 87 56 A&M-Corpus Christi

Average RPI Win:	284	WON-LOST	WINNING	LAST 10	STRENGTH OF	OPP. STRENGTH	TEAM	ADJ.	CONF.	ADJ CONF.
Average RPI Loss:	123	RECORD	PCT. RANK	GAMES	SCHEDULE	OF SCHEDULE	RPI	RPI	RPI	RPI

DIV. I ONLY	8- 4	84	7- 1	346	139	244	244	27	27
DIV. I NON-CONF.	2- 4	239	1- 3	231	72	253	253	26	26
-----									
TOTALS	RPI 1-25	RPI 26-50	W-L RECORDS	RPI 51-100	RPI 101-150	RPI 150+			
8- 4	0- 0	0- 1	OVERALL	0- 1	0- 0	8- 2			
6- 1	0- 0	0- 1	HOME	0- 0	0- 0	6- 0			
1- 2	0- 0	0- 0	AWAY	0- 1	0- 0	1- 1			
1- 1	0- 0	0- 0	NEUTRAL	0- 0	0- 0	1- 1			
2- 4	0- 0	0- 1	NON-CONFERENCE	0- 1	0- 0	2- 2			
1- 1	0- 0	0- 1	HOME	0- 0	0- 0	1- 0			
0- 2	0- 0	0- 0	AWAY	0- 1	0- 0	0- 1			
1- 1	0- 0	0- 0	NEUTRAL	0- 0	0- 0	1- 1			
6- 0	0- 0	0- 0	CONFERENCE	0- 0	0- 0	6- 0			
5- 0	0- 0	0- 0	HOME	0- 0	0- 0	5- 0			
1- 0	0- 0	0- 0	AWAY	0- 0	0- 0	1- 0			
0- 0	0- 0	0- 0	NEUTRAL	0- 0	0- 0	0- 0			

RPI 1-25	RPI 26-50	RPI 51-100	RPI 101+	Team's RPI: 244
RPI S Opponent Score	RPI S Opponent Score	RPI S Opponent Score	RPI S Opponent Score	
	28 H FGCU 55 94	61 A Arkansas 65 79	191 A SMU 44 65	
			198 H Idaho 82 72	
			210 N Radford 65 71	
			216 H New Orleans 80 70	
			289 A McNeese 80 75	
			302 H Northwestern St. 80 41	
			304 H Southeastern La. 86 80	
			308 H Houston Baptist 80 68	
			317 N Old Dominion 74 60	
			339 H Sam Houston St. 83 65	
LAST 12 Division I GAMES:				
	302 H Northwestern St. 80 41	317 N Old Dominion 74 60		
	308 H Houston Baptist 80 68	210 N Radford 65 71		
	304 H Southeastern La. 86 80	28 H FGCU 55 94		
	289 A McNeese 80 75	61 A Arkansas 65 79		
	339 H Sam Houston St. 83 65	191 A SMU 44 65		
	216 H New Orleans 80 70	198 H Idaho 82 72		

Non-Div I Games:	Schreiner	97 48	Southwest (NM)	91 47	Howard Payne	88 46	Midwestern St.	88 67
Abilene Christian								

Loss, Non-Conf, S Site, H Home A Away N Neutral

Average RPI Win:	0	WON-LOST	WINNING	LAST 10	STRENGTH OF	OPP. STRENGTH	TEAM	ADJ.	CONF.	ADJ CONF.
Average RPI Loss:	166	RECORD	PCT. RANK	GAMES	SCHEDULE	OF SCHEDULE	RPI	RPI	RPI	RPI
DIV. I ONLY	0- 15	345	0- 10	94	238	310	310	16	16	
DIV. I NON-CONF.	0- 10	337	0- 6	86	288	309	309	16	16	
-----										
TOTALS	RPI 1-25	RPI 26-50	W-L RECORDS	RPI 51-100	RPI 101-150	RPI 150+				
0- 15	0- 1	0- 1	OVERALL	0- 1	0- 3	0- 9				
0- 8	0- 1	0- 1	HOME	0- 0	0- 1	0- 5				
0- 7	0- 0	0- 0	AWAY	0- 1	0- 2	0- 4				
0- 0	0- 0	0- 0	NEUTRAL	0- 0	0- 0	0- 0				
0- 10	0- 1	0- 0	NON-CONFERENCE	0- 1	0- 2	0- 6				
0- 5	0- 1	0- 0	HOME	0- 0	0- 1	0- 3				
0- 5	0- 0	0- 0	AWAY	0- 1	0- 1	0- 3				
0- 0	0- 0	0- 0	NEUTRAL	0- 0	0- 0	0- 0				
0- 5	0- 0	0- 1	CONFERENCE	0- 0	0- 1	0- 3				
0- 3	0- 0	0- 1	HOME	0- 0	0- 0	0- 2				
0- 2	0- 0	0- 0	AWAY	0- 0	0- 1	0- 1				
0- 0	0- 0	0- 0	NEUTRAL	0- 0	0- 0	0- 0				

RPI 1-25				RPI 26-50				RPI 51-100				RPI 101+ Team's RPI: 310			
RPI	S	Opponent	Score	RPI	S	Opponent	Score	RPI	S	Opponent	Score	RPI	S	Opponent	Score
4	H	Louisville	50 62	42	H	New Mexico	59 88	89	A	Navy	64 71	113	H	Colorado	43 68
												132	A	Weber St.	52 62
												133	A	UNLV	57 69
												164	A	SIUE	40 76
												173	H	Army West Point	59 65
												182	A	Nevada	60 70
												196	H	Fresno St.	58 64
												201	H	Eastern Wash.	63 65
												212	H	Denver	54 75
												259	H	San Jose St.	74 75
												288	A	FIU	69 70
												303	A	Utah Valley	56 59
LAST 12 Division I GAMES:															
259	H	San Jose St.	74 75	113	H	Colorado	43 68								
133	A	UNLV	57 69	132	A	Weber St.	52 62								
182	A	Nevada	60 70	303	A	Utah Valley	56 59								
196	H	Fresno St.	58 64	173	H	Army West Point	59 65								
42	H	New Mexico	59 88	89	A	Navy	64 71								
4	H	Louisville	50 62	288	A	FIU	69 70								

Non-Div I Games: Colo. Christian 66 68

Air Force

Loss, 
Non-Conf, 
S Site, 
H Home
A Away 
N Neutral

Average RPI Win: 273

Average RPI Loss: 75

WON-LOST  
RECORDWINNING  
PCT. RANKLAST 10  
GAMESSTRENGTH OF  
SCHEDULEOPP. STRENGTH  
OF SCHEDULETEAM  
RPIADJ.  
RPICONF.  
RPIADJ CONF.  
RPIDIV. I ONLY  
DIV. I NON-CONF.5- 10  
5- 5263  
1702- 7  
3- 393  
224121  
186229  
233229  
2337  
87  
8

TOTALS

RPI 1-25

RPI 26-50

W-L RECORDS

RPI 51-100

RPI 101-150

RPI 150+

5- 10

0- 0

0- 4

OVERALL

0- 3

0- 2

5- 1

4- 5

0- 0

0- 4

HOME

0- 0

0- 1

4- 0

0- 4

0- 0

0- 0

AWAY

0- 3

0- 0

0- 1

1- 1

0- 0

0- 0

NEUTRAL

0- 0

0- 1

1- 0

5- 5

0- 0

0- 2

NON-CONFERENCE

0- 1

0- 1

5- 1

4- 2

0- 0

0- 2

HOME

0- 0

0- 0

4- 0

0- 2

0- 0

0- 0

AWAY

0- 1

0- 0

0- 1

1- 1

0- 0

0- 0

NEUTRAL

0- 0

0- 1

1- 0

0- 5

0- 0

0- 2

CONFERENCE

0- 2

0- 1

0- 0

0- 3

0- 0

0- 2

HOME

0- 0

0- 1

0- 0

0- 2

0- 0

0- 0

AWAY

0- 2

0- 0

0- 0

0- 0

0- 0

0- 0

NEUTRAL

0- 0

0- 0

0- 0

RPI 1-25

RPI 26-50

RPI 51-100

RPI 101+




Team's RPI: 229



RPI S Opponent Score



RPI S Opponent Score



RPI S Opponent Score



RPI S Opponent Score



28   FGCU 63  82



29  Buffalo 66  89

37  Maryland 54  75

40  Ball St. 61  74

67  Toledo 54  60

69  Duquesne 60  66

85  Ohio 67  70

101 N  Harvard 63  76

131  Bowling Green 64  66

159  Bucknell 52  63

164 N SIUE 59 58



261  Youngstown St. 75 58



297  Eastern Ky. 62 45



304  Southeastern La. 66 54



341  Winthrop 69 43



LAST 12 Division I GAMES:



131  Bowling Green 64  66

40  Ball St. 61  74



85  Ohio 67  70


67  Toledo 54  60



29  Buffalo 66  89


101 N  Harvard 63  76


164 N SIUE 59 58

69  Duquesne 60  66

261  Youngstown St. 75 58





37  Maryland 54  75

341  Winthrop 69 43

297  Eastern Ky. 62 45

Non-Div I Games: Ohio Christian 93 33

Akron

 Loss,  Non-Conf, S Site,  Home  Away N Neutral

Average RPI Win: 197

Average RPI Loss: 40

WON-LOST  
RECORDWINNING  
PCT. RANKLAST 10  
GAMESSTRENGTH OF  
SCHEDULEOPP. STRENGTH  
OF SCHEDULETEAM  
RPIADJ.  
RPICONF.  
RPIADJ CONF.  
RPIDIV. I ONLY  
DIV. I NON-CONF.13- 5  
10- 361  
518- 2  
6- 170  
209150  
26564  
9264  
922  
22  
2

TOTALS

RPI 1-25

RPI 26-50

W-L RECORDS

RPI 51-100

RPI 101-150

RPI 150+

13- 5

0- 2

1- 1

OVERALL

2- 2

2- 0

8- 0

9- 1

0- 1

1- 0

HOME

1- 0

2- 0

5- 0

4- 2

0- 1

0- 0

AWAY

1- 1

0- 0

3- 0

0- 2

0- 0

0- 1

NEUTRAL

0- 1

0- 0

0- 0

10- 3

0- 0

0- 1

NON-CONFERENCE

1- 2

2- 0

7- 0

8- 0

0- 0

0- 0

HOME

1- 0

2- 0

5- 0

2- 1

0- 0

0- 0

AWAY

0- 1

0- 0

2- 0

0- 2

0- 0

0- 1

NEUTRAL

0- 1

0- 0

0- 0

3- 2

0- 2

1- 0

CONFERENCE

1- 0

0- 0

1- 0

1- 1

0- 1

1- 0

HOME

0- 0

0- 0

0- 0

2- 1

0- 1

0- 0

AWAY

1- 0

0- 0

1- 0

0- 0

0- 0

0- 0

NEUTRAL

0- 0

0- 0

0- 0

RPI 1-25

RPI 26-50

RPI 51-100

Team's RPI: 64

RPI 101+

RPI	S	Opponent	Score
3	A	Mississippi St.	61 75
15	H	Missouri	56 62

RPI	S	Opponent	Score
27	N	NC State	49 68
49	H	LSU	65 51

RPI	S	Opponent	Score
61	A	Arkansas	83 76
70	A	TCU	67 88
72	H	Utah	65 60
86	N	Elon	55 60

RPI	S	Opponent	Score
111	H	Jacksonville	75 60
116	H	Missouri St.	65 61
191	H	SMU	59 44
209	A	Florida	63 54
234	H	Grambling	73 49
264	A	Lipscomb	73 51
267	H	Alabama A&M	90 32
314	H	Murray St.	68 47
331	A	Ga. Southern	84 36
336	H	Florida A&M	91 55

LAST 12 Division I GAMES:

3	A	Mississippi St.	61 75	314	H	Murray St.	68 47
49	H	LSU	65 51	116	H	Missouri St.	65 61
61	A	Arkansas	83 76	191	H	SMU	59 44
209	A	Florida	63 54	234	H	Grambling	73 49
15	H	Missouri	56 62	264	A	Lipscomb	73 51
336	H	Florida A&M	91 55	70	A	TCU	67 88

Non-Div I Games:

Alabama

■ Loss, 
 ■ Non-Conf, S Site, 
 ■ Home 
 ■ Away 
 N Neutral

Average RPI Win:	321	WON-LOST	WINNING	LAST 10	STRENGTH OF	OPP. STRENGTH	TEAM	ADJ.	CONF.	ADJ CONF.
Average RPI Loss:	181	RECORD	PCT. RANK	GAMES	SCHEDULE	OF SCHEDULE	RPI	RPI	RPI	RPI
DIV. I ONLY	8- 8	165	5- 5	339	341	267	267	32	32	
DIV. I NON-CONF.	5- 6	187	3- 4	312	318	246	246	32	32	
-----										
TOTALS	RPI 1-25	RPI 26-50	W-L RECORDS	RPI 51-100	RPI 101-150	RPI 150+				
8- 8	0- 0	0- 0	OVERALL	0- 3	0- 0	8- 5				
4- 1	0- 0	0- 0	HOME	0- 0	0- 0	4- 1				
4- 6	0- 0	0- 0	AWAY	0- 0	0- 0	4- 4				
0- 1	0- 0	0- 0	NEUTRAL	0- 1	0- 0	0- 0				
5- 6	0- 0	0- 0	NON-CONFERENCE	0- 3	0- 0	5- 3				
2- 1	0- 0	0- 0	HOME	0- 0	0- 0	2- 1				
3- 4	0- 0	0- 0	AWAY	0- 2	0- 0	3- 2				
0- 1	0- 0	0- 0	NEUTRAL	0- 1	0- 0	0- 0				
3- 2	0- 0	0- 0	CONFERENCE	0- 0	0- 0	3- 2				
2- 0	0- 0	0- 0	HOME	0- 0	0- 0	2- 0				
1- 2	0- 0	0- 0	AWAY	0- 0	0- 0	1- 2				
0- 0	0- 0	0- 0	NEUTRAL	0- 0	0- 0	0- 0				

RPI 1-25				RPI 26-50				RPI 51-100				RPI 101+ Team's RPI: 267			
RPI	S	Opponent	Score	RPI	S	Opponent	Score	RPI	S	Opponent	Score	RPI	S	Opponent	Score
								64	A	Alabama	32 90	154	A	Jacksonville St.	33 49
								80	A	UAB	58 85	234	A	Grambling	49 78
								91	N	Hartford	47 56	237	H	Austin Peay	52 55
												264	A	Lipscomb	50 66
												288	A	FIU	58 51
												304	A	Southeastern La.	76 74
												305	A	Alabama St.	78 69
												314	H	Murray St.	71 54
												320	A	Jackson St.	43 59
												326	H	Ark. -Pine Bluff	52 49
												340	A	Tennessee St.	77 75
												345	H	Mississippi Val.	65 48
												347	H	Evansville	70 56
LAST 12 Division I GAMES:															
305	A	Alabama St.	78 69	304	A	Southeastern La.	76 74	80	A	UAB	58 85	154	A	Jacksonville St.	33 49
345	H	Mississippi Val.	65 48					91	N	Hartford	47 56	237	H	Austin Peay	52 55
326	H	Ark. -Pine Bluff	52 49									264	A	Lipscomb	50 66
320	A	Jackson St.	43 59									288	A	FIU	58 51
234	A	Grambling	49 78												
264	A	Lipscomb	50 66												

Non-Div I Games:

Alabama A&amp;M

■ Loss, 
 ■ Non-Conf, 
 ■ S Site, 
 ■ H Home 
 ■ A Away 
 N Neutral

Average RPI Win:	338	WON-LOST	WINNING	LAST 10	STRENGTH OF	OPP. STRENGTH	TEAM	ADJ.	CONF.	ADJ CONF.
Average RPI Loss:	157	RECORD	PCT. RANK	GAMES	SCHEDULE	OF SCHEDULE	RPI	RPI	RPI	RPI
DIV. I ONLY	3- 12	299	2- 7	201	323	305	305	32	32	
DIV. I NON-CONF.	1- 9	318	0- 6	45	226	263	263	32	32	
-----										
TOTALS	RPI 1-25	RPI 26-50	W-L RECORDS	RPI 51-100	RPI 101-150	RPI 150+				
3- 12	0- 2	0- 0	OVERALL	0- 2	0- 1	3- 7				
3- 3	0- 0	0- 0	HOME	0- 0	0- 1	3- 2				
0- 8	0- 2	0- 0	AWAY	0- 2	0- 0	0- 4				
0- 1	0- 0	0- 0	NEUTRAL	0- 0	0- 0	0- 1				
1- 9	0- 2	0- 0	NON-CONFERENCE	0- 2	0- 1	1- 4				
1- 2	0- 0	0- 0	HOME	0- 0	0- 1	1- 1				
0- 6	0- 2	0- 0	AWAY	0- 2	0- 0	0- 2				
0- 1	0- 0	0- 0	NEUTRAL	0- 0	0- 0	0- 1				
2- 3	0- 0	0- 0	CONFERENCE	0- 0	0- 0	2- 3				
2- 1	0- 0	0- 0	HOME	0- 0	0- 0	2- 1				
0- 2	0- 0	0- 0	AWAY	0- 0	0- 0	0- 2				
0- 0	0- 0	0- 0	NEUTRAL	0- 0	0- 0	0- 0				

RPI 1-25				RPI 26-50				RPI 51-100				RPI 101+				Team's RPI: 305
RPI	S	Opponent	Score	RPI	S	Opponent	Score	RPI	S	Opponent	Score	RPI	S	Opponent	Score	
9	A	Tennessee	51 104					76	A	Miami (FL)	31 79	105	H	South Ala.	47 59	
14	A	South Carolina	31 99					80	A	UAB	44 61	170	A	Samford	39 58	
												178	N	SFA	50 77	
												208	A	Southern Miss.	35 72	
												226	H	Troy	63 93	
												234	A	Grambling	71 93	
												267	H	Alabama A&M	69 78	
												320	A	Jackson St.	61 70	
												326	H	Ark.-Pine Bluff	63 54	
												342	H	Savannah St.	81 61	
												345	H	Mississippi Val.	76 41	
LAST 12 Division I GAMES:																
267	H	Alabama A&M	69 78	76	A	Miami (FL)	31 79	9	A	Tennessee	51 104	105	H	South Ala.	47 59	
326	H	Ark.-Pine Bluff	63 54	9	A	Tennessee	51 104	208	A	Southern Miss.	35 72	178	N	SFA	50 77	
345	H	Mississippi Val.	76 41	208	A	Southern Miss.	35 72	170	A	Samford	39 58	226	H	Troy	63 93	
234	A	Grambling	71 93	170	A	Samford	39 58	234	A	Grambling	71 93	267	H	Alabama A&M	69 78	
320	A	Jackson St.	61 70	267	H	Alabama A&M	69 78	320	A	Jackson St.	61 70	326	H	Ark.-Pine Bluff	63 54	
80	A	UAB	44 61	326	H	Ark.-Pine Bluff	63 54	342	H	Savannah St.	81 61	345	H	Mississippi Val.	76 41	

Non-Div I Games: Mobile 61 50

Alabama St.

Loss, 
Non-Conf, 
S Site, 
H Home
A Away
N Neutral

Average RPI Win:	190	WON-LOST	WINNING	LAST 10	STRENGTH OF	OPP. STRENGTH	TEAM	ADJ.	CONF.	ADJ CONF.
Average RPI Loss:	53	RECORD	PCT. RANK	GAMES	SCHEDULE	OF SCHEDULE	RPI	RPI	RPI	RPI
DIV. I ONLY	14- 3	24	9- 1	137	159	50	50	20	20	
DIV. I NON-CONF.	11- 2	24	7- 1	183	144	51	51	23	23	
-----										
TOTALS	RPI 1-25	RPI 26-50	W-L RECORDS	RPI 51-100	RPI 101-150	RPI 150+				
14- 3	0- 0	0- 2	OVERALL	3- 1	2- 0	9- 0				
6- 1	0- 0	0- 1	HOME	3- 0	1- 0	2- 0				
6- 2	0- 0	0- 1	AWAY	0- 1	0- 0	6- 0				
2- 0	0- 0	0- 0	NEUTRAL	0- 0	1- 0	1- 0				
11- 2	0- 0	0- 2	NON-CONFERENCE	2- 0	1- 0	8- 0				
4- 1	0- 0	0- 1	HOME	2- 0	0- 0	2- 0				
5- 1	0- 0	0- 1	AWAY	0- 0	0- 0	5- 0				
2- 0	0- 0	0- 0	NEUTRAL	0- 0	1- 0	1- 0				
3- 1	0- 0	0- 0	CONFERENCE	1- 1	1- 0	1- 0				
2- 0	0- 0	0- 0	HOME	1- 0	1- 0	0- 0				
1- 1	0- 0	0- 0	AWAY	0- 1	0- 0	1- 0				
0- 0	0- 0	0- 0	NEUTRAL	0- 0	0- 0	0- 0				

RPI 1-25				RPI 26-50				RPI 51-100				RPI 101+			
RPI	S	Opponent	Score	RPI	S	Opponent	Score	RPI	S	Opponent	Score	RPI	S	Opponent	Score
				31	H	St. John's (NY)	66 71	62	H	Fordham	59 52	107	N	Northern Ill.	97 91
				37	A	Maryland	58 91	91	A	Hartford	55 70	139	H	New Hampshire	66 53
								93	H	Maine	68 54	165	N	Southern Ill.	68 57
								99	H	Dartmouth	76 61	200	A	Siena	78 63
												223	H	St. Bonaventure	69 52
												230	A	Manhattan	62 56
												233	A	Holy Cross	65 56
												236	A	Stony Brook	72 68
												260	A	Monmouth	68 44
												293	A	Central Conn. St.	72 60
												315	H	Wagner	89 44
-----															
LAST 12 Division I GAMES:															
				93	H	Maine	68 54	165	N	Southern Ill.	68 57				
				236	A	Stony Brook	72 68	223	H	St. Bonaventure	69 52				
				139	H	New Hampshire	66 53	200	A	Siena	78 63				
				91	A	Hartford	55 70	230	A	Manhattan	62 56				
				99	H	Dartmouth	76 61	233	A	Holy Cross	65 56				
				107	N	Northern Ill.	97 91	31	H	St. John's (NY)	66 71				

Non-Div I Games:

Albany (NY)



Average RPI Win: 313  
Average RPI Loss: 199

WON-LOST  
RECORD

WINNING  
PCT. RANK

LAST 10  
GAMES

STRENGTH OF  
SCHEDULE

OPP. STRENGTH  
OF SCHEDULE

TEAM  
RPI

ADJ.  
RPI

CONF.  
RPI

ADJ CONF.  
RPI

DIV. I ONLY	3- 10	295	2- 7	306	347	301	301	32	32
DIV. I NON-CONF.	1- 7	310	0- 6	168	330	282	282	32	32
<hr/>									
TOTALS	RPI 1-25	RPI 26-50	W-L RECORDS	RPI 51-100	RPI 101-150	RPI 150+			
3- 10	0- 0	0- 0	OVERALL	0- 1	0- 1	3- 8			
0- 2	0- 0	0- 0	HOME	0- 0	0- 0	0- 2			
3- 6	0- 0	0- 0	AWAY	0- 1	0- 1	3- 0			
0- 2	0- 0	0- 0	NEUTRAL	0- 0	0- 0	0- 2			
1- 7	0- 0	0- 0	NON-CONFERENCE	0- 1	0- 1	1- 5			
0- 0	0- 0	0- 0	HOME	0- 0	0- 0	0- 0			
1- 5	0- 0	0- 0	AWAY	0- 1	0- 1	1- 3			
0- 2	0- 0	0- 0	NEUTRAL	0- 0	0- 0	0- 2			
2- 3	0- 0	0- 0	CONFERENCE	0- 0	0- 0	2- 3			
0- 2	0- 0	0- 0	HOME	0- 0	0- 0	0- 2			
2- 1	0- 0	0- 0	AWAY	0- 0	0- 0	2- 1			
0- 0	0- 0	0- 0	NEUTRAL	0- 0	0- 0	0- 0			

RPI 1-25				RPI 26-50				RPI 51-100				RPI 101+ Team's RPI: 301					
RPI	S	Opponent	Score	RPI	S	Opponent	Score	RPI	S	Opponent	Score	RPI	S	Opponent	Score		
								90	A	Central Ark.	52	75	142	A	Louisiana	47	67
													165	A	Louisiana Tech	50	87
													178	N	SFA	79	83
													185	A	Wichita St.	46	87
													192	N	Oral Roberts	52	76
													208	A	Southern Miss.	67	72
													234	H	Grambling	68	75
													271	A	Texas Southern	57	91
													291	A	Prairie View	73	72
													304	A	Southeastern La.	84	77
													320	H	Jackson St.	51	74
													345	A	Mississippi Val.	76	70
LAST 12 Division I GAMES:																	
345	A	Mississippi Val.	76	70	142	A	Louisiana	47	67	185	A	Wichita St.	46	87			
234	H	Grambling	68	75	192	N	Oral Roberts	52	76	178	N	SFA	79	83			
320	H	Jackson St.	51	74	208	A	Southern Miss.	67	72	90	A	Central Ark.	52	75			
271	A	Texas Southern	57	91													
291	A	Prairie View	73	72													
165	A	Louisiana Tech	50	87													

Non-Div I Games: Tougaloo 76 64 Blue Mountain (MS) 76 35 LeMoyne-Owen 81 54

Alcorn

Loss, Non-Conf, S Site, H Home A Away N Neutral

Average RPI Win:	207	WON-LOST	WINNING	LAST 10	STRENGTH OF	OPP. STRENGTH	TEAM	ADJ.	CONF.	ADJ CONF.
Average RPI Loss:	82	RECORD	PCT. RANK	GAMES	SCHEDULE	OF SCHEDULE	RPI	RPI	RPI	RPI
DIV. I ONLY	13- 4	43	9- 1	174	174	68	68	15	15	
DIV. I NON-CONF.	7- 4	102	4- 2	194	164	97	97	18	18	
-----										
TOTALS	RPI 1-25	RPI 26-50	W-L RECORDS	RPI 51-100	RPI 101-150	RPI 150+				
13- 4	0- 1	0- 0	OVERALL	2- 1	0- 2	11- 0				
7- 0	0- 0	0- 0	HOME	2- 0	0- 0	5- 0				
6- 3	0- 0	0- 0	AWAY	0- 1	0- 2	6- 0				
0- 1	0- 1	0- 0	NEUTRAL	0- 0	0- 0	0- 0				
7- 4	0- 1	0- 0	NON-CONFERENCE	1- 1	0- 2	6- 0				
4- 0	0- 0	0- 0	HOME	1- 0	0- 0	3- 0				
3- 3	0- 0	0- 0	AWAY	0- 1	0- 2	3- 0				
0- 1	0- 1	0- 0	NEUTRAL	0- 0	0- 0	0- 0				
6- 0	0- 0	0- 0	CONFERENCE	1- 0	0- 0	5- 0				
3- 0	0- 0	0- 0	HOME	1- 0	0- 0	2- 0				
3- 0	0- 0	0- 0	AWAY	0- 0	0- 0	3- 0				
0- 0	0- 0	0- 0	NEUTRAL	0- 0	0- 0	0- 0				

RPI S	Opponent	Score	RPI S	Opponent	Score	RPI S	Opponent	Score	RPI S	Opponent	Score
13 N	Villanova	60 65				83 H	Penn St.	75 66	102 A	George Washington	44 61
						89 H	Navy	46 41	114 A	George Mason	53 71
						100 A	Del aware	56 72	159 H	Bucknel l	68 58
									172 H	Lehigh	82 64
									173 A	Army West Point	64 46
									176 A	Tulsa	72 67
									187 H	La Salle	66 48
									212 H	Denver	66 53
									256 A	Colgate	77 55
									257 A	Loyol a Maryl and	71 58
									261 H	Youngstown St.	78 72
									322 A	Vermont	64 62
									344 A	UMBC	61 48
LAST 12 Division I GAMES:											
172 H	Lehigh	82 64	83 H	Penn St.	75 66						
257 A	Loyol a Maryl and	71 58	102 A	George Washington	44 61						
173 A	Army West Point	64 46	212 H	Denver	66 53						
89 H	Navy	46 41	261 H	Youngstown St.	78 72						
256 A	Colgate	77 55	344 A	UMBC	61 48						
159 H	Bucknel l	68 58	13 N	Villanova	60 65						

Non-Div I Games:

American

Average RPI Win:	305	WON-LOST	WINNING	LAST 10	STRENGTH OF	OPP. STRENGTH	TEAM	ADJ.	CONF.	ADJ CONF.
Average RPI Loss:	150	RECORD	PCT. RANK	GAMES	SCHEDULE	OF SCHEDULE	RPI	RPI	RPI	RPI
DIV. I ONLY	5- 12	274	4- 6	288	221	282	282	24	24	
DIV. I NON-CONF.	2- 9	295	2- 4	191	193	268	268	24	24	
-----										
TOTALS	RPI 1-25	RPI 26-50	W-L RECORDS	RPI 51-100	RPI 101-150	RPI 150+				
5- 12	0- 0	0- 0	OVERALL	0- 3	0- 5	5- 4				
2- 6	0- 0	0- 0	HOME	0- 2	0- 3	2- 1				
3- 6	0- 0	0- 0	AWAY	0- 0	0- 1	3- 2				
0- 0	0- 0	0- 0	NEUTRAL	0- 0	0- 0	0- 0				
2- 9	0- 0	0- 0	NON-CONFERENCE	0- 3	0- 3	2- 3				
0- 4	0- 0	0- 0	HOME	0- 2	0- 2	0- 0				
2- 5	0- 0	0- 0	AWAY	0- 1	0- 1	2- 3				
0- 0	0- 0	0- 0	NEUTRAL	0- 0	0- 0	0- 0				
3- 3	0- 0	0- 0	CONFERENCE	0- 0	0- 2	3- 1				
2- 2	0- 0	0- 0	HOME	0- 0	0- 1	2- 1				
1- 1	0- 0	0- 0	AWAY	0- 0	0- 1	1- 0				
0- 0	0- 0	0- 0	NEUTRAL	0- 0	0- 0	0- 0				

RPI 1-25				RPI 26-50				RPI 51-100				RPI 101+ Team's RPI: 282			
RPI	S	Opponent	Score	RPI	S	Opponent	Score	RPI	S	Opponent	Score	RPI	S	Opponent	Score
								66	H	Georgia Tech	41 75	103	A	Wake Forest	49 78
								80	H	UAB	59 70	136	H	Davidson	57 59
								82	A	North Carolina	43 56	137	H	Texas St.	54 69
												142	A	Louisiana	45 61
												143	H	ETSU	57 70
												179	H	UT Arlington	60 64
												210	A	Radford	40 61
												228	A	Col. of Charleston	76 70
												255	A	N. C. A&T	56 81
												265	A	UNC Asheville	60 69
												309	H	Georgia St.	77 62
												318	A	Marshall	56 54
												331	H	Ga. Southern	87 56
												337	A	La. -Monroe	71 67
LAST 12 Division I GAMES:															
								265	A	UNC Asheville	60 69				
								318	A	Marshall	56 54				
								103	A	Wake Forest	49 78				
								82	A	North Carolina	43 56				
								80	H	UAB	59 70				
								228	A	Col. of Charleston	76 70				
331	H	Ga. Southern	87 56												
309	H	Georgia St.	77 62												
337	A	La. -Monroe	71 67												
142	A	Louisiana	45 61												
179	H	UT Arlington	60 64												
137	H	Texas St.	54 69												

Non-Div I Games:

Appalachian St.

■ Loss, 
 ■ Non-Conf, S Site, 
 ■ Home 
 ■ Away 
 N Neutral

Average RPI Win:	294	WON-LOST	WINNING	LAST 10	STRENGTH OF	OPP. STRENGTH	TEAM	ADJ.	CONF.	ADJ CONF.
Average RPI Loss:	146	RECORD	PCT. RANK	GAMES	SCHEDULE	OF SCHEDULE	RPI	RPI	RPI	RPI
DIV. I ONLY	4- 13	291	2- 8	229	147	286	286	4	4	
DIV. I NON-CONF.	4- 7	226	2- 4	343	298	340	340	3	3	
-----										
TOTALS	RPI 1-25	RPI 26-50	W-L RECORDS	RPI 51-100	RPI 101-150	RPI 150+				
4- 13	0- 2	0- 1	OVERALL	0- 3	0- 1	4- 6				
3- 5	0- 1	0- 1	HOME	0- 0	0- 0	3- 3				
1- 7	0- 1	0- 0	AWAY	0- 2	0- 1	1- 3				
0- 1	0- 0	0- 0	NEUTRAL	0- 1	0- 0	0- 0				
4- 7	0- 0	0- 0	NON-CONFERENCE	0- 1	0- 0	4- 6				
3- 3	0- 0	0- 0	HOME	0- 0	0- 0	3- 3				
1- 3	0- 0	0- 0	AWAY	0- 0	0- 0	1- 3				
0- 1	0- 0	0- 0	NEUTRAL	0- 1	0- 0	0- 0				
0- 6	0- 2	0- 1	CONFERENCE	0- 2	0- 1	0- 0				
0- 2	0- 1	0- 1	HOME	0- 0	0- 0	0- 0				
0- 4	0- 1	0- 0	AWAY	0- 2	0- 1	0- 0				
0- 0	0- 0	0- 0	NEUTRAL	0- 0	0- 0	0- 0				

RPI 1-25				RPI 26-50				RPI 51-100				RPI 101+ Team's RPI: 286			
RPI	S	Opponent	Score	RPI	S	Opponent	Score	RPI	S	Opponent	Score	RPI	S	Opponent	Score
7	A	Oregon	44 62	30	H	Stanford	46 61	70	N	TCU	59 68	113	A	Colorado	60 79
23	H	Cal i forn i a	51 53					72	A	Utah	55 89	151	A	Loyol a Marymount	70 84
								73	A	Oregon St.	48 88	217	H	Hawai i	60 65
												235	A	CSUN	63 66
												249	H	San Di ego St.	67 78
												250	H	New Mexico St.	83 44
												295	H	Southern Utah	76 74
												298	A	Utah St.	66 49
												324	A	Northern Ari z.	66 84
												330	H	Long Beach St.	72 80
												332	H	Iona	71 58
-----															
LAST 12 Di vi si on I GAMES:															
73	A	Oregon St.	48 88	295	H	Southern Utah	76 74	217	H	Hawai i	60 65	250	H	New Mexico St.	83 44
7	A	Oregon	44 62	324	A	Northern Ari z.	66 84	249	H	San Di ego St.	67 78	330	H	Long Beach St.	72 80
23	H	Cal i forn i a	51 53												
30	H	Stanford	46 61												
113	A	Col orado	60 79												
72	A	Utah	55 89												

Non-Di v I Games:

Ari zona

Average RPI	Win:	149	WON-LOST	WINNING	LAST 10	STRENGTH OF	OPP. STRENGTH	TEAM	ADJ.	CONF.	ADJ CONF.
Average RPI	Loss:	20	RECORD	PCT. RANK	GAMES	SCHEDULE	OF SCHEDULE	RPI	RPI	RPI	RPI
DIV. I ONLY		13- 5	61	7- 3	27	14	24	24	4	4	
DIV. I NON-CONF.		9- 3	61	5- 1	121	13	53	53	3	3	
-----											
TOTALS	RPI 1-25		RPI 26-50		W-L RECORDS		RPI 51-100		RPI 101-150		RPI 150+
13- 5	1- 4		2- 0		OVERALL		2- 1		1- 0		7- 0
9- 0	1- 0		2- 0		HOME		1- 0		0- 0		5- 0
3- 3	0- 2		0- 0		AWAY		1- 1		1- 0		1- 0
1- 2	0- 2		0- 0		NEUTRAL		0- 0		0- 0		1- 0
9- 3	0- 3		1- 0		NON-CONFERENCE		1- 0		0- 0		7- 0
7- 0	0- 0		1- 0		HOME		1- 0		0- 0		5- 0
1- 1	0- 1		0- 0		AWAY		0- 0		0- 0		1- 0
1- 2	0- 2		0- 0		NEUTRAL		0- 0		0- 0		1- 0
4- 2	1- 1		1- 0		CONFERENCE		1- 1		1- 0		0- 0
2- 0	1- 0		1- 0		HOME		0- 0		0- 0		0- 0
2- 2	0- 1		0- 0		AWAY		1- 1		1- 0		0- 0
0- 0	0- 0		0- 0		NEUTRAL		0- 0		0- 0		0- 0

RPI	S	Opponent	Score
3	N	Mississippi St.	57 65
6	A	Florida St.	66 77
7	A	Oregon	64 74
12	N	Green Bay	48 61
23	H	Cal i forni a	80 71

RPI	S	Opponent	Score
29	H	Buffal o	76 57
30	H	Stanford	73 66

RPI	S	Opponent	Score
61	H	Arkansas	89 43
72	A	Utah	83 81
73	A	Oregon St.	54 57

RPI	S	Opponent	Score
113	A	Col orado	72 47
181	N	Col umbi a	72 48
196	A	Fresno St.	81 49
198	H	Idaho	77 33
225	H	UC Ri versi de	73 48
256	H	Col gate	65 54
263	H	Sacramento St.	106 58
296	H	UTSA	74 42

LAST 12 Division I GAMES:

7	A	Oregon	64 74	61	H	Arkansas	89 43
73	A	Oregon St.	54 57	198	H	Idaho	77 33
30	H	Stanford	73 66	6	A	Florida St.	66 77
23	H	Cal i forni a	80 71	225	H	UC Ri versi de	73 48
72	A	Utah	83 81	29	H	Buffal o	76 57
113	A	Col orado	72 47	181	N	Col umbi a	72 48

Non-Div I Games:

Arizona St.

Average RPI Win:	345	WON-LOST	WINNING	LAST 10	STRENGTH OF	OPP. STRENGTH	TEAM	ADJ.	CONF.	ADJ CONF.
Average RPI Loss:	188	RECORD	PCT. RANK	GAMES	SCHEDULE	OF SCHEDULE	RPI	RPI	RPI	RPI
DIV. I ONLY	1- 11	335	1- 9	276	265	326	326	32	32	
DIV. I NON-CONF.	0- 8	337	0- 8	95	227	308	308	32	32	
-----										
TOTALS	RPI 1-25	RPI 26-50	W-L RECORDS	RPI 51-100	RPI 101-150	RPI 150+				
1- 11	0- 1	0- 0	OVERALL	0- 2	0- 0	1- 8				
0- 1	0- 0	0- 0	HOME	0- 0	0- 0	0- 1				
1- 8	0- 0	0- 0	AWAY	0- 0	0- 0	1- 0				
0- 2	0- 0	0- 0	NEUTRAL	0- 0	0- 0	0- 2				
0- 8	0- 1	0- 0	NON-CONFERENCE	0- 2	0- 0	0- 5				
0- 0	0- 0	0- 0	HOME	0- 0	0- 0	0- 0				
0- 6	0- 1	0- 0	AWAY	0- 2	0- 0	0- 3				
0- 2	0- 0	0- 0	NEUTRAL	0- 0	0- 0	0- 2				
1- 3	0- 0	0- 0	CONFERENCE	0- 0	0- 0	1- 3				
0- 1	0- 0	0- 0	HOME	0- 0	0- 0	0- 1				
1- 2	0- 0	0- 0	AWAY	0- 0	0- 0	1- 2				
0- 0	0- 0	0- 0	NEUTRAL	0- 0	0- 0	0- 0				

RPI 1-25				RPI 26-50				RPI 51-100				RPI 101+				Team's RPI: 326
RPI	S	Opponent	Score	RPI	S	Opponent	Score	RPI	S	Opponent	Score	RPI	S	Opponent	Score	
25	A	Iowa	45 85					77	A	Dayton	43 81	154	N	Oakland	37 69	
								81	A	Nebraska	52 73	176	A	Tulsa	37 87	
												214	H	Southern U.	52 71	
												237	A	Austin Peay	61 97	
												254	A	Texas Tech	47 74	
												267	A	Alabama A&M	49 52	
												279	N	Towson	44 70	
												305	A	Alabama St.	54 63	
												345	A	Mississippi Val.	64 59	
-----																
LAST 12 Division I GAMES:																
214	H	Southern U.	52 71	25	A	Iowa	45 85	176	A	Tulsa	37 87	237	A	Austin Peay	61 97	
305	A	Alabama St.	54 63	81	A	Nebraska	52 73	77	A	Dayton	43 81	254	A	Texas Tech	47 74	
267	A	Alabama A&M	49 52	279	N	Towson	44 70									
345	A	Mississippi Val.	64 59													
154	N	Oakland	37 69													
279	N	Towson	44 70													

Non-Div I Games: Tougalo 71 51 Philander Smith 81 73

Ark. -Pine Bluff

Average RPI	Win:	199	WON-LOST	WINNING	LAST 10	STRENGTH OF	OPP. STRENGTH	TEAM	ADJ.	CONF.	ADJ CONF.
Average RPI	Loss:	61	RECORD	PCT. RANK	GAMES	SCHEDULE	OF SCHEDULE	RPI	RPI	RPI	RPI
DIV. I ONLY		11- 7	114	6- 4	34	124	61	61	2	2	
DIV. I NON-CONF.		9- 4	82	5- 2	132	222	69	69	2	2	
-----											
TOTALS	RPI 1-25		RPI 26-50		W-L RECORDS		RPI 51-100		RPI 101-150		RPI 150+
11- 7	0- 3		0- 0		OVERALL		1- 3		1- 1		9- 0
8- 1	0- 0		0- 0		HOME		1- 1		0- 0		7- 0
2- 6	0- 3		0- 0		AWAY		0- 2		1- 1		1- 0
1- 0	0- 0		0- 0		NEUTRAL		0- 0		0- 0		1- 0
9- 4	0- 1		0- 0		NON-CONFERENCE		0- 2		0- 1		9- 0
7- 0	0- 0		0- 0		HOME		0- 0		0- 0		7- 0
1- 4	0- 1		0- 0		AWAY		0- 2		0- 1		1- 0
1- 0	0- 0		0- 0		NEUTRAL		0- 0		0- 0		1- 0
2- 3	0- 2		0- 0		CONFERENCE		1- 1		1- 0		0- 0
1- 1	0- 0		0- 0		HOME		1- 1		0- 0		0- 0
1- 2	0- 2		0- 0		AWAY		0- 0		1- 0		0- 0
0- 0	0- 0		0- 0		NEUTRAL		0- 0		0- 0		0- 0

RPI	S	Opponent	Score	RPI	S	Opponent	Score	RPI	S	Opponent	Score	RPI	S	Opponent	Score
3	A	Mississippi St.	69 111					64	H	Alabama	76 83	109	A	Auburn	68 58
21	A	Georgia	65 78					81	A	Nebraska	69 80	140	A	UTEP	61 64
24	A	Arizona St.	43 89					96	H	Ole Miss	73 72	170	H	Samford	84 63
								97	A	Kansas	60 71	176	H	Tulsa	67 41
												179	H	UT Arlington	91 57
												192	A	Oral Roberts	77 66
												195	H	Charlotte	73 72
												234	H	Grambling	79 62
												244	H	Abilene Christian	79 65
												250	N	New Mexico St.	69 60
												339	H	Sam Houston St.	65 54
-----															
LAST 12 Division I GAMES:															
109	A	Auburn	68 58	24	A	Arizona St.	43 89	179	H	UT Arlington	91 57				
21	A	Georgia	65 78	176	H	Tulsa	67 41	195	H	Charlotte	73 72				
64	H	Alabama	76 83	97	A	Kansas	60 71								
3	A	Mississippi St.	69 111	244	H	Abilene Christian	79 65								
96	H	Ole Miss	73 72												
234	H	Grambling	79 62												

Non-Div I Games:

Arkansas

Average RPI Win:	259	WON-LOST	WINNING	LAST 10	STRENGTH OF	OPP. STRENGTH	TEAM	ADJ.	CONF.	ADJ CONF.
Average RPI Loss:	110	RECORD	PCT. RANK	GAMES	SCHEDULE	OF SCHEDULE	RPI	RPI	RPI	RPI
DIV. I ONLY	9- 8	158	6- 4	247	175	206	206	24	24	
DIV. I NON-CONF.	5- 6	187	3- 3	157	117	169	169	24	24	
-----										
TOTALS	RPI 1-25	RPI 26-50	W-L RECORDS	RPI 51-100	RPI 101-150	RPI 150+				
9- 8	0- 1	0- 0	OVERALL	0- 3	1- 2	8- 2				
6- 3	0- 0	0- 0	HOME	0- 1	1- 2	5- 0				
3- 5	0- 1	0- 0	AWAY	0- 2	0- 0	3- 2				
0- 0	0- 0	0- 0	NEUTRAL	0- 0	0- 0	0- 0				
5- 6	0- 1	0- 0	NON-CONFERENCE	0- 3	1- 0	4- 2				
4- 1	0- 0	0- 0	HOME	0- 1	1- 0	3- 0				
1- 5	0- 1	0- 0	AWAY	0- 2	0- 0	1- 2				
0- 0	0- 0	0- 0	NEUTRAL	0- 0	0- 0	0- 0				
4- 2	0- 0	0- 0	CONFERENCE	0- 0	0- 2	4- 0				
2- 2	0- 0	0- 0	HOME	0- 0	0- 2	2- 0				
2- 0	0- 0	0- 0	AWAY	0- 0	0- 0	2- 0				
0- 0	0- 0	0- 0	NEUTRAL	0- 0	0- 0	0- 0				

RPI 1-25				RPI 26-50				RPI 51-100				RPI 101+				Team's RPI: 206
RPI	S	Opponent	Score	RPI	S	Opponent	Score	RPI	S	Opponent	Score	RPI	S	Opponent	Score	
22	A	South Fla.	55 98					71	H	Bel mont	52 83	137	H	Texas St.	55 67	
								75	A	Indi ana	51 93	140	H	UTEP	76 73	
								96	A	Ole Miss	48 74	142	H	Loui si ana	75 77	
												163	A	Pitt sburgh	47 87	
												176	A	Tul sa	58 68	
												179	H	UT Arl ington	85 80	
												209	A	Fl ori da	70 69	
												234	H	Grambl ing	76 56	
												251	H	UT Mart in	84 73	
												309	A	Georgi a St.	75 58	
												331	A	Ga. Southern	71 62	
												337	H	La. -Monroe	76 62	
												340	H	Tennessee St.	68 62	
-----																
LAST 12 Division I GAMES:																
179	H	UT Arl ington	85 80	176	A	Tul sa	58 68	234	H	Grambl ing	76 56					
137	H	Texas St.	55 67	71	H	Bel mont	52 83	140	H	UTEP	76 73					
309	A	Georgi a St.	75 58	96	A	Ole Miss	48 74	142	H	Loui si ana	75 77					
331	A	Ga. Southern	71 62	337	H	La. -Monroe	76 62	340	H	Tennessee St.	68 62					

Non-Div I Games:

Arkansas St.



Average RPI Win:	222	WON-LOST	WINNING	LAST 10	STRENGTH OF	OPP. STRENGTH	TEAM	ADJ.	CONF.	ADJ CONF.
Average RPI Loss:	148	RECORD	PCT. RANK	GAMES	SCHEDULE	OF SCHEDULE	RPI	RPI	RPI	RPI
DIV. I ONLY	8- 8	165	3- 6	175	262	173	173	15	15	
DIV. I NON-CONF.	6- 4	121	3- 2	230	280	151	151	18	18	
-----										
TOTALS	RPI 1-25	RPI 26-50	W-L RECORDS	RPI 51-100	RPI 101-150	RPI 150+				
8- 8	0- 1	0- 0	OVERALL	1- 3	2- 0	5- 4				
4- 3	0- 0	0- 0	HOME	1- 2	1- 0	2- 1				
4- 5	0- 1	0- 0	AWAY	0- 1	1- 0	3- 3				
0- 0	0- 0	0- 0	NEUTRAL	0- 0	0- 0	0- 0				
6- 4	0- 1	0- 0	NON-CONFERENCE	1- 1	2- 0	3- 2				
4- 1	0- 0	0- 0	HOME	1- 1	1- 0	2- 0				
2- 3	0- 1	0- 0	AWAY	0- 0	1- 0	1- 2				
0- 0	0- 0	0- 0	NEUTRAL	0- 0	0- 0	0- 0				
2- 4	0- 0	0- 0	CONFERENCE	0- 2	0- 0	2- 2				
0- 2	0- 0	0- 0	HOME	0- 1	0- 0	0- 1				
2- 2	0- 0	0- 0	AWAY	0- 1	0- 0	2- 1				
0- 0	0- 0	0- 0	NEUTRAL	0- 0	0- 0	0- 0				

RPI 1-25				RPI 26-50				RPI 51-100				RPI 101+				Team's RPI: 173
RPI	S	Opponent	Score	RPI	S	Opponent	Score	RPI	S	Opponent	Score	RPI	S	Opponent	Score	
18	A	Marquette	53 83					68	H	American	46 64	119	A	Yale	82 65	
								89	A	Navy	44 70	147	H	Binghamton	73 61	
								99	H	Dartmouth	71 56	159	A	Bucknell	36 60	
								100	H	Delaware	59 70	183	H	Boston U.	59 60	
												243	A	Lafayette	65 60	
												252	H	LIU Brooklyn	71 37	
												257	A	Loyola Maryland	69 62	
												275	A	St. Francis Brooklyn	52 73	
												292	A	Fairleigh Dickinson	56 58	
												310	A	Air Force	65 59	
												346	H	NJIT	79 49	
-----																
LAST 12 Division I GAMES:																
				89	A	Navy	44 70	18	A	Marquette	53 83					
				243	A	Lafayette	65 60	100	H	Delaware	59 70					
				68	H	American	46 64	310	A	Air Force	65 59					
				159	A	Bucknell	36 60	99	H	Dartmouth	71 56					
				257	A	Loyola Maryland	69 62	119	A	Yale	82 65					
				183	H	Boston U.	59 60	346	H	NJIT	79 49					

Non-Div I Games: St. Joseph's (Brkln)107 46

Army West Point

Average RPI Win: 208

Average RPI Loss: 60

WON-LOST  
RECORDWINNING  
PCT. RANKLAST 10  
GAMESSTRENGTH OF  
SCHEDULEOPP. STRENGTH  
OF SCHEDULETEAM  
RPIADJ.  
RPICONF.  
RPIADJ CONF.  
RPIDIV. I ONLY  
DIV. I NON-CONF.9- 7  
8- 3134  
655- 4  
5- 1102  
25357  
132109  
110109  
1102  
22  
2

TOTALS

RPI 1-25

RPI 26-50

W-L RECORDS

RPI 51-100

RPI 101-150

RPI 150+

9- 7

0- 3

0- 0

OVERALL

1- 3

1- 0

7- 1

6- 2

0- 1

0- 0

HOME

0- 1

0- 0

6- 0

2- 3

0- 2

0- 0

AWAY

1- 1

1- 0

0- 0

1- 2

0- 0

0- 0

NEUTRAL

0- 1

0- 0

1- 1

8- 3

0- 0

0- 0

NON-CONFERENCE

1- 2

1- 0

6- 1

5- 0

0- 0

0- 0

HOME

0- 0

0- 0

5- 0

2- 1

0- 0

0- 0

AWAY

1- 1

1- 0

0- 0

1- 2

0- 0

0- 0

NEUTRAL

0- 1

0- 0

1- 1

1- 4

0- 3

0- 0

CONFERENCE

0- 1

0- 0

1- 0

1- 2

0- 1

0- 0

HOME

0- 1

0- 0

1- 0

0- 2

0- 2

0- 0

AWAY

0- 0

0- 0

0- 0

0- 0

0- 0

0- 0

NEUTRAL

0- 0

0- 0

0- 0

RPI 1-25

RPI 26-50

RPI 51-100

RPI 101+

Team's RPI: 109

RPI	S	Opponent	Score
9	A	Tennessee	59 70
14	A	South Carolina	63 71
16	H	Texas A&M	73 82

RPI S Opponent Score

RPI	S	Opponent	Score
54	A	Virginia Tech	63 72
61	H	Arkansas	58 68
75	A	Indiana	65 53
95	N	Chattanooga	41 50

RPI	S	Opponent	Score
142	A	Louisiana	70 60
165	H	Louisiana Tech	75 59
168	N	Northwestern	48 49
169	N	Georgetown	60 40
209	H	Florida	84 55
214	H	Southern U.	65 47
255	H	N.C. A&T	63 53
304	H	Southeastern La.	80 46
337	H	La.-Monroe	67 41

LAST 12 Division I GAMES:

61	H	Arkansas	58 68	214	H	Southern U.	65 47
14	A	South Carolina	63 71	142	A	Louisiana	70 60
16	H	Texas A&M	73 82	75	A	Indiana	65 53
9	A	Tennessee	59 70	337	H	La.-Monroe	67 41
209	H	Florida	84 55	95	N	Chattanooga	41 50
304	H	Southeastern La.	80 46	168	N	Northwestern	48 49

A  
u  
b  
u  
r  
nA  
u  
b  
u  
r  
n

Non-Div I Games:

Xavier (LA)

70 44

Auburn

Loss, 
 Non-Conf, 
 S Site, 
 H Home 
 A Away 
 N Neutral

Average RPI Win:	282	WON-LOST	WINNING	LAST 10	STRENGTH OF	OPP. STRENGTH	TEAM	ADJ.	CONF.	ADJ CONF.
Average RPI Loss:	145	RECORD	PCT. RANK	GAMES	SCHEDULE	OF SCHEDULE	RPI	RPI	RPI	RPI
DIV. I ONLY	8- 7	148	4- 6	331	222	237	237	26	26	
DIV. I NON-CONF.	5- 4	146	3- 3	297	282	193	193	27	27	
-----										
TOTALS	RPI 1-25	RPI 26-50	W-L RECORDS	RPI 51-100	RPI 101-150	RPI 150+				
8- 7	0- 0	0- 1	OVERALL	0- 1	0- 2	8- 3				
5- 2	0- 0	0- 0	HOME	0- 0	0- 1	5- 1				
3- 5	0- 0	0- 0	AWAY	0- 0	0- 0	3- 1				
0- 0	0- 0	0- 0	NEUTRAL	0- 0	0- 0	0- 0				
5- 4	0- 0	0- 1	NON-CONFERENCE	0- 1	0- 2	5- 0				
2- 1	0- 0	0- 0	HOME	0- 0	0- 1	2- 0				
3- 3	0- 0	0- 1	AWAY	0- 1	0- 1	3- 0				
0- 0	0- 0	0- 0	NEUTRAL	0- 0	0- 0	0- 0				
3- 3	0- 0	0- 0	CONFERENCE	0- 0	0- 0	3- 3				
3- 1	0- 0	0- 0	HOME	0- 0	0- 0	3- 1				
0- 2	0- 0	0- 0	AWAY	0- 0	0- 0	0- 2				
0- 0	0- 0	0- 0	NEUTRAL	0- 0	0- 0	0- 0				

RPI 1-25				RPI 26-50				RPI 51-100				RPI 101+ Team's RPI: 237			
RPI	S	Opponent	Score	RPI	S	Opponent	Score	RPI	S	Opponent	Score	RPI	S	Opponent	Score
				40	A	Ball St.	57 89	78	A	Butler	54 75	115	H	Western Ill.	68 81
												141	A	Illinois	47 59
												154	A	Jacksonville St.	47 65
												164	H	SIUE	38 61
												202	H	Southeast Mo. St.	66 65
												251	H	UT Martin	69 62
												262	A	Northern Ky.	53 52
												264	A	Lipscomb	71 63
												267	A	Alabama A&M	55 52
												321	A	Tennessee Tech	59 63
												326	H	Ark. -Pine Bluff	97 61
												335	H	Eastern Ill.	69 59
												347	H	Evansville	82 73
LAST 12 Division I GAMES:															
154	A	Jacksonville St.	47 65	40	A	Ball St.	57 89	141	A	Illinois	47 59	115	H	Western Ill.	68 81
321	A	Tennessee Tech	59 63									262	A	Northern Ky.	53 52
202	H	Southeast Mo. St.	66 65									347	H	Evansville	82 73
251	H	UT Martin	69 62									326	H	Ark. -Pine Bluff	97 61
335	H	Eastern Ill.	69 59												
164	H	SIUE	38 61												

Non-Div I Games: Christian Bros. 73 50 Trevecca Nazarene 80 72

Austin Peay



Average RPI Win:	157	WON-LOST	WINNING	LAST 10	STRENGTH OF	OPP. STRENGTH	TEAM	ADJ.	CONF.	ADJ CONF.
Average RPI Loss:	37	RECORD	PCT. RANK	GAMES	SCHEDULE	OF SCHEDULE	RPI	RPI	RPI	RPI
DIV. I ONLY	13- 2	15	7- 2	99	73	40	40	7	7	
DIV. I NON-CONF.	10- 0	1	6- 0	187	65	23	23	8	8	
-----										
TOTALS	RPI 1-25	RPI 26-50	W-L RECORDS	RPI 51-100	RPI 101-150	RPI 150+				
13- 2	0- 0	2- 2	OVERALL	1- 0	5- 0	5- 0				
7- 2	0- 0	1- 2	HOME	1- 0	2- 0	3- 0				
6- 0	0- 0	1- 0	AWAY	0- 0	3- 0	2- 0				
0- 0	0- 0	0- 0	NEUTRAL	0- 0	0- 0	0- 0				
10- 0	0- 0	2- 0	NON-CONFERENCE	1- 0	3- 0	4- 0				
6- 0	0- 0	1- 0	HOME	1- 0	1- 0	3- 0				
4- 0	0- 0	1- 0	AWAY	0- 0	2- 0	1- 0				
0- 0	0- 0	0- 0	NEUTRAL	0- 0	0- 0	0- 0				
3- 2	0- 0	0- 2	CONFERENCE	0- 0	2- 0	1- 0				
1- 2	0- 0	0- 2	HOME	0- 0	1- 0	0- 0				
2- 0	0- 0	0- 0	AWAY	0- 0	1- 0	1- 0				
0- 0	0- 0	0- 0	NEUTRAL	0- 0	0- 0	0- 0				

RPI 1-25				RPI 26-50				Team's RPI: 40				RPI 51-100				RPI 101+			
RPI	S	Opponent	Score	RPI	S	Opponent	Score	RPI	S	Opponent	Score	RPI	S	Opponent	Score	RPI	S	Opponent	Score
				29	H	Buffal o	80 84					78	H	Butler	87 75	106	A	Cleveland St.	76 64
				41	A	Purdue	66 60									116	H	Missouri St.	70 58
				45	H	Central Mi ch.	65 69									120	H	Mi ami (OH)	86 61
				46	H	Western Ky.	93 81									127	A	Vanderbil t	88 79
																131	A	Bowl ing Green	84 73
																202	H	Southeast Mo. St.	69 56
																229	A	Akron	74 61
																237	H	Austin Peay	89 57
																264	H	Lip scomb	84 46
																340	A	Tennessee St.	85 65
LAST 12 Division I GAMES:																			
				29	H	Buffal o	80 84					237	H	Austin Peay	89 57				
				229	A	Akron	74 61					202	H	Southeast Mo. St.	69 56				
				131	A	Bowl ing Green	84 73					41	A	Purdue	66 60				
				120	H	Mi ami (OH)	86 61					78	H	Butler	87 75				
				45	H	Central Mi ch.	65 69					340	A	Tennessee St.	85 65				
				46	H	Western Ky.	93 81					127	A	Vanderbil t	88 79				

Non-Div I Games: Oakland City 126 55

Ball St.

■ Loss, 
 ■ Non-Conf, S Site, 
 ■ Home 
 ■ Away 
 N Neutral

Average RPI Win:	144	WON-LOST	WINNING	LAST 10	STRENGTH OF	OPP. STRENGTH	TEAM	ADJ.	CONF.	ADJ CONF.
Average RPI Loss:	11	RECORD	PCT. RANK	GAMES	SCHEDULE	OF SCHEDULE	RPI	RPI	RPI	RPI
DIV. I ONLY	15- 1	5	10- 0	116	30	17	17	5	5	
DIV. I NON-CONF.	10- 1	17	7- 0	145	54	25	25	6	6	
-----										
TOTALS	RPI 1-25	RPI 26-50	W-L RECORDS	RPI 51-100	RPI 101-150	RPI 150+				
15- 1	0- 1	2- 0	OVERALL	5- 0	2- 0	6- 0				
9- 0	0- 0	1- 0	HOME	2- 0	1- 0	5- 0				
4- 1	0- 1	1- 0	AWAY	2- 0	0- 0	1- 0				
2- 0	0- 0	0- 0	NEUTRAL	1- 0	1- 0	0- 0				
10- 1	0- 1	1- 0	NON-CONFERENCE	3- 0	2- 0	4- 0				
7- 0	0- 0	1- 0	HOME	2- 0	1- 0	3- 0				
1- 1	0- 1	0- 0	AWAY	0- 0	0- 0	1- 0				
2- 0	0- 0	0- 0	NEUTRAL	1- 0	1- 0	0- 0				
5- 0	0- 0	1- 0	CONFERENCE	2- 0	0- 0	2- 0				
2- 0	0- 0	0- 0	HOME	0- 0	0- 0	2- 0				
3- 0	0- 0	1- 0	AWAY	2- 0	0- 0	0- 0				
0- 0	0- 0	0- 0	NEUTRAL	0- 0	0- 0	0- 0				

RPI	S	Opponent	Score	RPI	S	Opponent	Score	RPI	S	Opponent	Score	RPI	S	Opponent	Score
11	A	UCLA	68 82	30	H	Stanford	81 57	57	A	Kansas St.	88 58	116	N	Missouri St.	100 58
				36	A	Oklahoma	74 52	66	N	Georgia Tech	80 57	117	H	Lamar University	121 62
								90	H	Central Ark.	86 55	160	H	Iowa St.	89 49
								94	H	Kentucky	90 63	186	H	North Dakota	105 43
								97	A	Kansas	83 48	245	A	Nicholls St.	85 43
												254	H	Texas Tech	97 49
												289	H	McNeese	95 34
												319	H	Coppin St.	100 54
-----															
LAST 12 Division I GAMES:															
				36	A	Oklahoma	74 52	289	H	McNeese	95 34				
				97	A	Kansas	83 48	186	H	North Dakota	105 43				
				160	H	Iowa St.	89 49	30	H	Stanford	81 57				
				254	H	Texas Tech	97 49	94	H	Kentucky	90 63				
				57	A	Kansas St.	88 58	66	N	Georgia Tech	80 57				
				245	A	Nicholls St.	85 43	116	N	Missouri St.	100 58				

Non-Div I Games:

Bayl or

Average RPI Win:	202	WON-LOST	WINNING	LAST 10	STRENGTH OF	OPP. STRENGTH	TEAM	ADJ.	CONF.	ADJ CONF.
Average RPI Loss:	50	RECORD	PCT. RANK	GAMES	SCHEDULE	OF SCHEDULE	RPI	RPI	RPI	RPI
DIV. I ONLY	15- 3	19	9- 1	245	58	71	71	26	26	
DIV. I NON-CONF.	9- 3	61	4- 1	178	14	58	58	27	27	
-----										
TOTALS	RPI 1-25	RPI 26-50	W-L RECORDS	RPI 51-100	RPI 101-150	RPI 150+				
15- 3	0- 0	1- 2	OVERALL	1- 1	1- 0	12- 0				
5- 1	0- 0	0- 0	HOME	0- 1	0- 0	5- 0				
8- 1	0- 0	0- 0	AWAY	0- 0	1- 0	7- 0				
2- 1	0- 0	1- 1	NEUTRAL	1- 0	0- 0	0- 0				
9- 3	0- 0	1- 2	NON-CONFERENCE	1- 1	1- 0	6- 0				
3- 1	0- 0	0- 0	HOME	0- 1	0- 0	3- 0				
4- 1	0- 0	0- 1	AWAY	0- 0	1- 0	3- 0				
2- 1	0- 0	1- 1	NEUTRAL	1- 0	0- 0	0- 0				
6- 0	0- 0	0- 0	CONFERENCE	0- 0	0- 0	6- 0				
2- 0	0- 0	0- 0	HOME	0- 0	0- 0	2- 0				
4- 0	0- 0	0- 0	AWAY	0- 0	0- 0	4- 0				
0- 0	0- 0	0- 0	NEUTRAL	0- 0	0- 0	0- 0				

RPI 1-25				RPI 26-50				RPI 51-100				Team's RPI: 71				RPI 101+			
RPI	S	Opponent	Score	RPI	S	Opponent	Score	RPI	S	Opponent	Score	RPI	S	Opponent	Score	RPI	S	Opponent	Score
				28	N	FGCU	75 65	65	N	Gonzaga	71 63	127	A	Vanderbilt	111 74				
				30	N	Stanford	53 74	84	H	Wright St.	81 91	154	H	Jacksonville St.	71 55				
				36	A	Oklahoma	73 96					164	A	SIUE	72 55				
												170	H	Samford	83 46				
												176	A	Tulsa	90 65				
												202	A	Southeast Mo. St.	67 57				
												206	A	Arkansas St.	83 52				
												251	A	UT Martin	65 63				
												264	A	Lipscomb	91 59				
												269	H	Presbyterian	90 48				
												294	H	Fort Wayne	74 42				
												321	H	Tennessee Tech	78 59				
												335	A	Eastern Ill.	86 58				
LAST 12 Division I GAMES:																			
				335	A	Eastern Ill.	86 58	127	A	Vanderbilt	111 74								
				164	A	SIUE	72 55	84	H	Wright St.	81 91								
				154	H	Jacksonville St.	71 55	206	A	Arkansas St.	83 52								
				321	H	Tennessee Tech	78 59	264	A	Lipscomb	91 59								
				251	A	UT Martin	65 63	269	H	Presbyterian	90 48								
				202	A	Southeast Mo. St.	67 57	28	N	FGCU	75 65								

Non-Div I Games: Trevecca Nazarene 97 39

Belmont

Average RPI	Win: 260	WON-LOST	WINNING	LAST 10	STRENGTH OF	OPP. STRENGTH	TEAM	ADJ.	CONF.	ADJ CONF.
Average RPI	Loss: 174	RECORD	PCT. RANK	GAMES	SCHEDULE	OF SCHEDULE	RPI	RPI	RPI	RPI
DIV. I ONLY	10- 4	67	7- 2	340	264	218	218	31	31	
DIV. I NON-CONF.	6- 4	121	4- 3	324	228	234	234	31	31	
-----										
TOTALS	RPI 1-25	RPI 26-50	W-L RECORDS	RPI 51-100	RPI 101-150	RPI 150+				
10- 4	0- 0	0- 0	OVERALL	0- 1	1- 1	9- 2				
5- 2	0- 0	0- 0	HOME	0- 0	0- 1	5- 1				
3- 2	0- 0	0- 0	AWAY	0- 1	0- 0	3- 1				
2- 0	0- 0	0- 0	NEUTRAL	0- 0	1- 0	1- 0				
6- 4	0- 0	0- 0	NON-CONFERENCE	0- 1	1- 1	5- 2				
3- 2	0- 0	0- 0	HOME	0- 0	0- 1	3- 1				
1- 2	0- 0	0- 0	AWAY	0- 1	0- 0	1- 1				
2- 0	0- 0	0- 0	NEUTRAL	0- 0	1- 0	1- 0				
4- 0	0- 0	0- 0	CONFERENCE	0- 0	0- 0	4- 0				
2- 0	0- 0	0- 0	HOME	0- 0	0- 0	2- 0				
2- 0	0- 0	0- 0	AWAY	0- 0	0- 0	2- 0				
0- 0	0- 0	0- 0	NEUTRAL	0- 0	0- 0	0- 0				

RPI 1-25				RPI 26-50				RPI 51-100				RPI 101+				Team's RPI: 218
RPI	S	Opponent	Score	RPI	S	Opponent	Score	RPI	S	Opponent	Score	RPI	S	Opponent	Score	
								76	A	Miami (FL)	39 85	111	H	Jacksonville	58 68	
												137	N	Texas St.	62 56	
												205	A	North Florida	63 70	
												214	H	Southern U.	68 56	
												232	N	Richmond	63 50	
												238	A	Howard	59 55	
												242	H	Grand Canyon	69 60	
												281	A	UMES	55 48	
												288	A	FIU	77 59	
												291	H	Prairie View	77 52	
												304	H	Southeastern La.	58 60	
												336	H	Florida A&M	44 42	
												343	H	South Carolina St.	68 50	
LAST 12 Division I GAMES:																
336	H	Florida A&M	44 42	137	N	Texas St.	62 56									
281	A	UMES	55 48	111	H	Jacksonville	58 68									
238	A	Howard	59 55	214	H	Southern U.	68 56									
343	H	South Carolina St.	68 50	242	H	Grand Canyon	69 60									
76	A	Miami (FL)	39 85	205	A	North Florida	63 70									
232	N	Richmond	63 50	304	H	Southeastern La.	58 60									

Non-Div I Games: Edward Waters 101 60 Palm Beach Atl. 61 48

Bethune-Cookman



Average RPI Win:	223	WON-LOST	WINNING	LAST 10	STRENGTH OF	OPP. STRENGTH	TEAM	ADJ.	CONF.	ADJ CONF.
Average RPI Loss:	153	RECORD	PCT. RANK	GAMES	SCHEDULE	OF SCHEDULE	RPI	RPI	RPI	RPI
DIV. I ONLY	10- 5	84	7- 3	275	225	147	147	20	20	
DIV. I NON-CONF.	8- 4	87	6- 3	323	269	187	187	23	23	
-----										
TOTALS	RPI 1-25	RPI 26-50	W-L RECORDS	RPI 51-100	RPI 101-150	RPI 150+				
10- 5	0- 0	0- 0	OVERALL	3- 0	0- 2	7- 3				
4- 2	0- 0	0- 0	HOME	2- 0	0- 2	2- 0				
5- 2	0- 0	0- 0	AWAY	1- 0	0- 0	4- 2				
1- 1	0- 0	0- 0	NEUTRAL	0- 0	0- 0	1- 1				
8- 4	0- 0	0- 0	NON-CONFERENCE	1- 0	0- 1	7- 3				
3- 1	0- 0	0- 0	HOME	1- 0	0- 1	2- 0				
4- 2	0- 0	0- 0	AWAY	0- 0	0- 0	4- 2				
1- 1	0- 0	0- 0	NEUTRAL	0- 0	0- 0	1- 1				
2- 1	0- 0	0- 0	CONFERENCE	2- 0	0- 1	0- 0				
1- 1	0- 0	0- 0	HOME	1- 0	0- 1	0- 0				
1- 0	0- 0	0- 0	AWAY	1- 0	0- 0	0- 0				
0- 0	0- 0	0- 0	NEUTRAL	0- 0	0- 0	0- 0				

RPI 1-25				RPI 26-50				RPI 51-100				RPI 101+ Team's RPI: 147			
RPI	S	Opponent	Score	RPI	S	Opponent	Score	RPI	S	Opponent	Score	RPI	S	Opponent	Score
								91	H	Hartford	64 59	119	H	Yale	69 73
								93	A	Maine	66 62	139	H	New Hampshire	61 63
								99	H	Dartmouth	80 64	159	A	Bucknell I	59 64
												162	H	Penn	77 72
												173	A	Army West Point	61 73
												176	N	Tulsa	55 60
												276	A	Rider	76 54
												281	N	UMES	68 51
												284	A	Cornell I	66 58
												295	A	Southern Utah	72 66
												300	A	Bryant	55 47
												346	H	NJIT	67 36
LAST 12 Division I GAMES:															
				91	H	Hartford	64 59	346	H	NJIT	67 36				
				139	H	New Hampshire	61 63	300	A	Bryant	55 47				
				93	A	Maine	66 62	119	H	Yale	69 73				
				99	H	Dartmouth	80 64	159	A	Bucknell I	59 64				
				276	A	Rider	76 54	281	N	UMES	68 51				
				284	A	Cornell I	66 58	176	N	Tulsa	55 60				

Non-Div I Games: SUNY Cortland 90 36

Binghamton

Average RPI Win: 193

Average RPI Loss: 135

WON-LOST  
RECORDWINNING  
PCT. RANKLAST 10  
GAMESSTRENGTH OF  
SCHEDULEOPP. STRENGTH  
OF SCHEDULETEAM  
RPIADJ.  
RPICONF.  
RPIADJ CONF.  
RPIDIV. I ONLY  
DIV. I NON-CONF.8- 7  
4- 5148  
2026- 4  
4- 2185  
309122  
121177  
269177  
26916  
1616  
16

TOTALS

RPI 1-25

RPI 26-50

W-L RECORDS

RPI 51-100

RPI 101-150

RPI 150+

8- 7  
4- 4  
4- 1  
0- 20- 0  
0- 0  
0- 0  
0- 00- 1  
0- 0  
0- 1  
0- 0OVERALL  
HOME  
AWAY  
NEUTRAL0- 3  
0- 3  
0- 0  
0- 03- 0  
3- 0  
0- 0  
0- 05- 3  
1- 1  
4- 0  
0- 24- 5  
2- 3  
2- 0  
0- 20- 0  
0- 0  
0- 0  
0- 00- 0  
0- 0  
0- 0  
0- 0NON-CONFERENCE  
HOME  
AWAY  
NEUTRAL0- 2  
0- 2  
0- 0  
0- 02- 0  
2- 0  
0- 0  
0- 02- 3  
0- 1  
2- 0  
0- 24- 2  
2- 1  
2- 1  
0- 00- 0  
0- 0  
0- 0  
0- 00- 1  
0- 0  
0- 1  
0- 0CONFERENCE  
HOME  
AWAY  
NEUTRAL0- 1  
0- 1  
0- 0  
0- 01- 0  
1- 0  
0- 0  
0- 03- 0  
1- 0  
2- 0  
0- 0

RPI 1-25

RPI S Opponent Score

RPI 26-50

RPI S Opponent Score  
42 A New Mexico 83 100

RPI 51-100

RPI S Opponent Score  
51 H Washington St. 53 61  
58 H Wyoming 51 66  
63 H Saint Mary's (CA) 72 74

RPI 101+

Team's RPI: 177

RPI S Opponent Score  
122 H Washington 85 62  
133 H UNLV 69 60  
148 H Saint Francis (PA) 87 59  
174 A Colorado St. 62 58  
189 N San Diego 52 72  
196 H Fresno St. 75 66  
201 A Eastern Wash. 61 57  
220 H CSU Bakersfield 59 65  
249 A San Diego St. 86 70  
323 A Portland 73 47  
324 N Northern Ariz. 60 62

LAST 12 Division I GAMES:

249 A San Diego St.	86 70	148 H Saint Francis (PA)	87 59
196 H Fresno St.	75 66	220 H CSU Bakersfield	59 65
58 H Wyoming	51 66	51 H Washington St.	53 61
42 A New Mexico	83 100	323 A Portland	73 47
133 H UNLV	69 60	122 H Washington	85 62
174 A Colorado St.	62 58	201 A Eastern Wash.	61 57

Non-Div I Games:

Corban

94 50

Northwest Chrst.

83 51

Boi se St.

Average RPI Win:	144	WON-LOST	WINNING	LAST 10	STRENGTH OF	OPP. STRENGTH	TEAM	ADJ.	CONF.	ADJ CONF.
Average RPI Loss:	113	RECORD	PCT. RANK	GAMES	SCHEDULE	OF SCHEDULE	RPI	RPI	RPI	RPI
DIV. I ONLY	6- 11	256	3- 7	48	72	171	171	1	1	
DIV. I NON-CONF.	5- 8	220	2- 6	122	152	211	211	1	1	
-----										
TOTALS	RPI 1-25	RPI 26-50	W-L RECORDS	RPI 51-100	RPI 101-150	RPI 150+				
6- 11	0- 1	1- 1	OVERALL	2- 5	1- 0	2- 4				
5- 4	0- 0	1- 1	HOME	2- 2	1- 0	1- 1				
1- 7	0- 1	0- 0	AWAY	0- 3	0- 0	1- 2				
0- 0	0- 0	0- 0	NEUTRAL	0- 0	0- 0	0- 0				
5- 8	0- 0	1- 0	NON-CONFERENCE	1- 4	1- 0	2- 4				
4- 3	0- 0	1- 0	HOME	1- 2	1- 0	1- 1				
1- 5	0- 0	0- 0	AWAY	0- 2	0- 0	1- 3				
0- 0	0- 0	0- 0	NEUTRAL	0- 0	0- 0	0- 0				
1- 3	0- 1	0- 1	CONFERENCE	1- 1	0- 0	0- 0				
1- 1	0- 0	0- 1	HOME	1- 0	0- 0	0- 0				
0- 2	0- 1	0- 0	AWAY	0- 1	0- 0	0- 0				
0- 0	0- 0	0- 0	NEUTRAL	0- 0	0- 0	0- 0				

RPI	S	Opponent	Score	RPI	S	Opponent	Score	RPI	S	Opponent	Score	RPI	S	Opponent	Score	Team's RPI: 171
2	A	Notre Dame	60 89	44	H	Virginia	57 68	53	A	Minnesota	68 78	139	H	New Hampshire	64 55	
				48	H	Houston	79 74	54	A	Virginia Tech	58 89	161	A	Providence	55 63	
								62	H	Fordham	55 52	181	A	Columbia	60 68	
								82	H	North Carolina	77 64	183	A	Boston U.	57 61	
								93	H	Maine	40 61	233	A	Holy Cross	70 61	
								98	H	Seton Hall	53 73	272	H	Fairfield	58 66	
								99	A	Dartmouth	57 68	300	H	Bryant	65 42	
-----																
LAST 12 Division I GAMES:																
2	A	Notre Dame	60 89	139	H	New Hampshire	64 55	98	H	Seton Hall	53 73	233	A	Holy Cross	70 61	
44	H	Virginia	57 68	98	H	Seton Hall	53 73	272	H	Fairfield	58 66	181	A	Columbia	60 68	
82	H	North Carolina	77 64	233	A	Holy Cross	70 61	183	A	Boston U.	57 61	272	H	Fairfield	58 66	
54	A	Virginia Tech	58 89	272	H	Fairfield	58 66	181	A	Columbia	60 68	161	A	Providence	55 63	
93	H	Maine	40 61	181	A	Columbia	60 68	183	A	Boston U.	57 61					
161	A	Providence	55 63	183	A	Boston U.	57 61									

Non-Div I Games:

Boston College

B  
O  
S  
T  
O  
N  
U

B  
O  
S  
T  
O  
N  
U

Boston U.

Average RPI Win:	220	WON-LOST	WINNING	LAST 10	STRENGTH OF	OPP. STRENGTH	TEAM	ADJ.	CONF.	ADJ CONF.
Average RPI Loss:	128	RECORD	PCT. RANK	GAMES	SCHEDULE	OF SCHEDULE	RPI	RPI	RPI	RPI
DIV. I ONLY	8- 7	148	3- 6	130	229	131	131	7	7	
DIV. I NON-CONF.	7- 3	74	4- 2	172	317	100	100	8	8	
-----										
TOTALS	RPI 1-25	RPI 26-50	W-L RECORDS	RPI 51-100	RPI 101-150	RPI 150+				
8- 7	0- 0	0- 3	OVERALL	0- 1	2- 0	6- 3				
3- 3	0- 0	0- 1	HOME	0- 0	1- 0	2- 2				
3- 4	0- 0	0- 2	AWAY	0- 1	1- 0	2- 1				
2- 0	0- 0	0- 0	NEUTRAL	0- 0	0- 0	2- 0				
7- 3	0- 0	0- 1	NON-CONFERENCE	0- 0	2- 0	5- 2				
3- 1	0- 0	0- 0	HOME	0- 0	1- 0	2- 1				
2- 2	0- 0	0- 1	AWAY	0- 0	1- 0	1- 1				
2- 0	0- 0	0- 0	NEUTRAL	0- 0	0- 0	2- 0				
1- 4	0- 0	0- 2	CONFERENCE	0- 1	0- 0	1- 1				
0- 2	0- 0	0- 1	HOME	0- 0	0- 0	0- 1				
1- 2	0- 0	0- 1	AWAY	0- 1	0- 0	1- 0				
0- 0	0- 0	0- 0	NEUTRAL	0- 0	0- 0	0- 0				

RPI 1-25				RPI 26-50				RPI 51-100				RPI 101+				Team's RPI: 131	
RPI	S	Opponent	Score	RPI	S	Opponent	Score	RPI	S	Opponent	Score	RPI	S	Opponent	Score		
				39	A	South Dakota St.	44 76	79	A	Western Mich.	58 67	135	H	Xavier	63 53		
				40	H	Ball St.	73 84					144	A	Robert Morris	64 62		
				45	A	Central Mich.	54 90					152	A	Cincinnati	51 75		
												197	N	Norfolk St.	59 50		
												222	N	Fla. Atlantic	66 55		
												224	H	Eastern Mich.	52 54		
												229	A	Akron	66 64		
												246	H	Valparaiso	90 77		
												287	A	Detroit Mercy	85 81		
												297	H	Eastern Ky.	77 60		
												316	H	Canisius	57 71		
LAST 12 Division I GAMES:																	
				229	A	Akron	66 64	39	A	South Dakota St.	44 76						
				45	A	Central Mich.	54 90	135	H	Xavier	63 53						
				40	H	Ball St.	73 84	246	H	Valparaiso	90 77						
				224	H	Eastern Mich.	52 54	222	N	Fla. Atlantic	66 55						
				79	A	Western Mich.	58 67	197	N	Norfolk St.	59 50						
				152	A	Cincinnati	51 75	316	H	Canisius	57 71						

Non-Div I Games: Ferris St. 82 73

Bowling Green

Average RPI Win: 253		WON-LOST	WINNING	LAST 10	STRENGTH OF		OPP. STRENGTH	TEAM	ADJ.	CONF.	ADJ CONF.
Average RPI Loss: 121		RECORD	PCT. RANK	GAMES	SCHEDULE		OF SCHEDULE	RPI	RPI	RPI	RPI
DIV. I ONLY		8- 7	148	6- 4	216		246	175	175	23	23
DIV. I NON-CONF.		5- 5	170	3- 4	179		236	166	166	20	20
-----											
TOTALS		RPI 1-25	RPI 26-50		W-L RECORDS		RPI 51-100	RPI 101-150	RPI 150+		
8- 7	0- 1		0- 0		OVERALL		0- 0	1- 4	7- 2		
3- 3	0- 0		0- 0		HOME		0- 0	1- 2	2- 1		
4- 4	0- 1		0- 0		AWAY		0- 0	0- 2	4- 1		
1- 0	0- 0		0- 0		NEUTRAL		0- 0	0- 0	1- 0		
5- 5	0- 1		0- 0		NON-CONFERENCE		0- 0	1- 3	4- 1		
3- 1	0- 0		0- 0		HOME		0- 0	1- 1	2- 0		
1- 4	0- 1		0- 0		AWAY		0- 0	0- 2	1- 1		
1- 0	0- 0		0- 0		NEUTRAL		0- 0	0- 0	1- 0		
3- 2	0- 0		0- 0		CONFERENCE		0- 0	0- 1	3- 1		
0- 2	0- 0		0- 0		HOME		0- 0	0- 1	0- 1		
3- 0	0- 0		0- 0		AWAY		0- 0	0- 0	3- 0		
0- 0	0- 0		0- 0		NEUTRAL		0- 0	0- 0	0- 0		

RPI 1-25				RPI 26-50				RPI 51-100				RPI 101+ Team's RPI: 175			
RPI	S	Opponent	Score	RPI	S	Opponent	Score	RPI	S	Opponent	Score	RPI	S	Opponent	Score
12	A	Green Bay	40 72									106	H	Cleveland St.	65 67
												107	A	Northern Ill.	52 76
												115	H	Western Ill.	87 80
												116	H	Missouri St.	65 71
												141	A	Illinois	62 74
												165	H	Southern Ill.	62 63
												202	A	Southeast Mo. St.	53 57
												221	H	Omaha	69 56
												245	N	Nicholls St.	75 65
												246	A	Valparaiso	88 69
												247	A	Illinois St.	62 42
												280	A	Loyola Chicago	59 57
												334	H	Ill. -Chicago	58 48
												335	A	Eastern Ill.	67 52
LAST 12 Division I GAMES:															
116	H	Missouri St.	65 71	106	H	Cleveland St.	65 67								
165	H	Southern Ill.	62 63	12	A	Green Bay	40 72								
246	A	Valparaiso	88 69	335	A	Eastern Ill.	67 52								
280	A	Loyola Chicago	59 57	334	H	Ill. -Chicago	58 48								
247	A	Illinois St.	62 42	107	A	Northern Ill.	52 76								
115	H	Western Ill.	87 80	202	A	Southeast Mo. St.	53 57								

Non-Div I Games: Lincoln (MO) 88 44

Bradley

Average RPI	Win:	226	WON-LOST	WINNING	LAST 10	STRENGTH OF	OPP. STRENGTH	TEAM	ADJ.	CONF.	ADJ CONF.
Average RPI	Loss:	71	RECORD	PCT. RANK	GAMES	SCHEDULE	OF SCHEDULE	RPI	RPI	RPI	RPI
DIV. I ONLY		11- 2		18	8- 1	316	118	104	104	9	9
DIV. I NON-CONF.		11- 1		13	9- 1	326	118	96	96	9	9
<hr/>											
TOTALS	RPI 1-25		RPI 26-50		W-L RECORDS	RPI 51-100		RPI 101-150		RPI 150+	
11- 2	0- 1		0- 0		OVERALL	0- 0		2- 1		9- 0	
4- 1	0- 1		0- 0		HOME	0- 0		0- 0		4- 0	
5- 1	0- 0		0- 0		AWAY	0- 0		1- 1		4- 0	
2- 0	0- 0		0- 0		NEUTRAL	0- 0		1- 0		1- 0	
11- 1	0- 1		0- 0		NON-CONFERENCE	0- 0		2- 0		9- 0	
4- 1	0- 1		0- 0		HOME	0- 0		0- 0		4- 0	
5- 0	0- 0		0- 0		AWAY	0- 0		1- 0		4- 0	
2- 0	0- 0		0- 0		NEUTRAL	0- 0		1- 0		1- 0	
0- 1	0- 0		0- 0		CONFERENCE	0- 0		0- 1		0- 0	
0- 0	0- 0		0- 0		HOME	0- 0		0- 0		0- 0	
0- 1	0- 0		0- 0		AWAY	0- 0		0- 1		0- 0	
0- 0	0- 0		0- 0		NEUTRAL	0- 0		0- 0		0- 0	

RPI 1-25				RPI 26-50				RPI 51-100				RPI 101+				Team's RPI: 104
RPI	S	Opponent	Score	RPI	S	Opponent	Score	RPI	S	Opponent	Score	RPI	S	Opponent	Score	
23	H	Cal i forni a	79 89									119	A	Yale	63 77	
												138	N	Hampton	73 66	
												146	A	Paci fi c	74 57	
												161	A	Provi dence	64 59	
												183	H	Boston U.	92 68	
												233	H	Hol y Cross	82 78	
												238	A	Howard	85 81	
												240	H	Sacred Heart	102 77	
												256	A	Col gate	83 73	
												293	A	Central Conn. St.	78 55	
												300	H	Bryant	85 62	
												300	N	Bryant	72 60	
<hr/>																
LAST 12 Division I GAMES:																
				119	A	Yale	63 77					161	A	Provi dence	64 59	
				238	A	Howard	85 81					233	H	Hol y Cross	82 78	
				183	H	Boston U.	92 68					146	A	Paci fi c	74 57	
				256	A	Col gate	83 73					138	N	Hampton	73 66	
				240	H	Sacred Heart	102 77					23	H	Cal i forni a	79 89	
				300	N	Bryant	72 60					293	A	Central Conn. St.	78 55	

Non-Div I Games: Johnson &amp; Wales (R) 100 79

Brown

Average RPI Win: 303  
Average RPI Loss: 160

WON-LOST  
RECORD

WINNING  
PCT. RANK

LAST 10  
GAMES

STRENGTH OF  
SCHEDULE

OPP. STRENGTH  
OF SCHEDULE

TEAM  
RPI

ADJ.  
RPI

CONF.  
RPI

ADJ CONF.  
RPI

DIV. I ONLY	3- 12	299	3- 7	227	279	300	300	28	28
DIV. I NON-CONF.	1- 10	327	1- 7	117	245	291	291	28	28
<hr/>									
TOTALS	RPI 1-25	RPI 26-50	W-L RECORDS	RPI 51-100	RPI 101-150	RPI 150+			
3- 12	0- 0	0- 0	OVERALL	0- 3	0- 4	3- 5			
1- 6	0- 0	0- 0	HOME	0- 1	0- 2	1- 3			
1- 5	0- 0	0- 0	AWAY	0- 2	0- 1	1- 2			
1- 1	0- 0	0- 0	NEUTRAL	0- 0	0- 1	1- 0			
1- 10	0- 0	0- 0	NON-CONFERENCE	0- 3	0- 4	1- 3			
0- 4	0- 0	0- 0	HOME	0- 1	0- 2	0- 1			
0- 5	0- 0	0- 0	AWAY	0- 2	0- 1	0- 2			
1- 1	0- 0	0- 0	NEUTRAL	0- 0	0- 1	1- 0			
2- 2	0- 0	0- 0	CONFERENCE	0- 0	0- 0	2- 2			
1- 2	0- 0	0- 0	HOME	0- 0	0- 0	1- 2			
1- 0	0- 0	0- 0	AWAY	0- 0	0- 0	1- 0			
0- 0	0- 0	0- 0	NEUTRAL	0- 0	0- 0	0- 0			

RPI 1-25				RPI 26-50				RPI 51-100				RPI 101+				Team's RPI: 300
RPI	S	Opponent	Score	RPI	S	Opponent	Score	RPI	S	Opponent	Score	RPI	S	Opponent	Score	
								87	A	James Madison	36 67	104	A	Brown	62 85	
								91	H	Hartford	47 59	104	N	Brown	60 72	
								93	A	Maine	68 70	139	H	New Hampshire	65 74	
												147	H	Binghamton	47 55	
												171	A	Boston College	42 65	
												183	H	Boston U.	61 78	
												233	A	Holy Cross	57 59	
												253	H	Mt. St. Mary's	63 68	
												292	A	Fairleigh Dickinson	65 48	
												293	H	Central Conn. St.	66 50	
												315	H	Wagner	66 75	
												325	N	Rhode Island	58 52	
<hr/>																
LAST 12 Division I GAMES:																
292	A	Fairleigh Dickinson	65 48	147	H	Binghamton	47 55									
293	H	Central Conn. St.	66 50	104	N	Brown	60 72									
253	H	Mt. St. Mary's	63 68	325	N	Rhode Island	58 52									
315	H	Wagner	66 75	183	H	Boston U.	61 78									
87	A	James Madison	36 67	233	A	Holy Cross	57 59									
91	H	Hartford	47 59	139	H	New Hampshire	65 74									

Non-Div I Games:

Bryant



Average RPI Win:	242	WON-LOST	WINNING	LAST 10	STRENGTH OF	OPP. STRENGTH	TEAM	ADJ.	CONF.	ADJ CONF.
Average RPI Loss:	129	RECORD	PCT. RANK	GAMES	SCHEDULE	OF SCHEDULE	RPI	RPI	RPI	RPI
DIV. I ONLY	10- 7	119	6- 4	237	199	159	159	15	15	
DIV. I NON-CONF.	6- 5	153	4- 2	285	206	203	203	18	18	
-----										
TOTALS	RPI 1-25	RPI 26-50	W-L RECORDS	RPI 51-100	RPI 101-150	RPI 150+				
10- 7	0- 0	0- 0	OVERALL	0- 3	1- 0	9- 4				
6- 2	0- 0	0- 0	HOME	0- 0	1- 0	5- 2				
4- 5	0- 0	0- 0	AWAY	0- 3	0- 0	4- 2				
0- 0	0- 0	0- 0	NEUTRAL	0- 0	0- 0	0- 0				
6- 5	0- 0	0- 0	NON-CONFERENCE	0- 2	1- 0	5- 3				
3- 2	0- 0	0- 0	HOME	0- 0	1- 0	2- 2				
3- 3	0- 0	0- 0	AWAY	0- 2	0- 0	3- 1				
0- 0	0- 0	0- 0	NEUTRAL	0- 0	0- 0	0- 0				
4- 2	0- 0	0- 0	CONFERENCE	0- 1	0- 0	4- 1				
3- 0	0- 0	0- 0	HOME	0- 0	0- 0	3- 0				
1- 2	0- 0	0- 0	AWAY	0- 1	0- 0	1- 1				
0- 0	0- 0	0- 0	NEUTRAL	0- 0	0- 0	0- 0				

RPI 1-25				RPI 26-50				RPI 51-100				RPI 101+ Team's RPI: 159			
RPI	S	Opponent	Score	RPI	S	Opponent	Score	RPI	S	Opponent	Score	RPI	S	Opponent	Score
								60	A	Drexel	54 63	147	H	Binghamton	64 59
								62	A	Fordham	62 71	156	H	Saint Joseph's	53 77
								68	A	American	58 68	163	A	Pittsburgh	39 57
												172	A	Lehigh	62 66
												173	H	Army West Point	60 36
												183	A	Boston U.	63 58
												223	H	St. Bonaventure	48 59
												229	H	Akron	63 52
												243	H	Lafayette	83 53
												256	H	Colgate	77 57
												261	A	Youngstown St.	66 60
												276	A	Rider	76 71
												316	H	Canisius	76 57
												332	A	Iona	60 53
-----															
LAST 12 Division I GAMES:															
256	H	Colgate	77 57	163	A	Pittsburgh	39 57								
172	A	Lehigh	62 66	62	A	Fordham	62 71								
243	H	Lafayette	83 53	332	A	Iona	60 53								
173	H	Army West Point	60 36	147	H	Binghamton	64 59								
183	A	Boston U.	63 58	316	H	Canisius	76 57								
68	A	American	58 68	261	A	Youngstown St.	66 60								

Non-Div I Games:

Bucknell I

Average RPI Win: 149

Average RPI Loss: 110

WON-LOST  
RECORDWINNING  
PCT. RANKLAST 10  
GAMESSTRENGTH OF  
SCHEDULEOPP. STRENGTH  
OF SCHEDULETEAM  
RPIADJ.  
RPICONF.  
RPIADJ CONF.  
RPIDIV. I ONLY  
DIV. I NON-CONF.13- 3  
9- 228  
358- 2  
5- 2110  
18159  
4629  
4129  
417  
87  
8

TOTALS

RPI 1-25

RPI 26-50

W-L RECORDS

RPI 51-100

RPI 101-150

RPI 150+

13- 3

0- 1

2- 0

OVERALL

3- 0

3- 1

5- 1

5- 0

0- 0

0- 0

HOME

2- 0

1- 0

2- 0

5- 3

0- 1

2- 0

AWAY

0- 0

0- 1

3- 1

3- 0

0- 0

0- 0

NEUTRAL

1- 0

2- 0

0- 0

9- 2

0- 1

1- 0

NON-CONFERENCE

2- 0

2- 0

4- 1

3- 0

0- 0

0- 0

HOME

1- 0

0- 0

2- 0

3- 2

0- 1

1- 0

AWAY

0- 0

0- 0

2- 1

3- 0

0- 0

0- 0

NEUTRAL

1- 0

2- 0

0- 0

4- 1

0- 0

1- 0

CONFERENCE

1- 0

1- 1

1- 0

2- 0

0- 0

0- 0

HOME

1- 0

1- 0

0- 0

2- 1

0- 0

1- 0

AWAY

0- 0

0- 1

1- 0

0- 0

0- 0

0- 0

NEUTRAL

0- 0

0- 0

0- 0

RPI 1-25

RPI 26-50

Team's RPI: 29

RPI 51-100

RPI 101+

RPI	S	Opponent	Score
24	A	Arizona St.	57 76

RPI	S	Opponent	Score
31	A	St. John's (NY)	73 72
40	A	Ball St.	84 80

RPI	S	Opponent	Score
79	H	Western Mich.	71 49
81	N	Nebraska	82 72
100	H	Delaware	87 73

RPI	S	Opponent	Score
107	A	Northern Ill.	84 86
120	H	Miami (OH)	72 67
126	N	Clemson	61 41
133	N	UNLV	80 53
181	A	Columbia	65 63
199	A	Niagara	62 75
223	A	St. Bonaventure	76 59
229	A	Akron	89 66
281	H	UMES	76 41
316	H	Canisius	73 47

LAST 12 Division I GAMES:

40	A	Ball St.	84 80	199	A	Niagara	62 75
120	H	Miami (OH)	72 67	223	A	St. Bonaventure	76 59
107	A	Northern Ill.	84 86	181	A	Columbia	65 63
79	H	Western Mich.	71 49	316	H	Canisius	73 47
229	A	Akron	89 66	133	N	UNLV	80 53
31	A	St. John's (NY)	73 72	24	A	Arizona St.	57 76

Buffalo

Buffalo

Non-Div I Games:

Buffalo

Loss, 
 Non-Conf, S Site, 
 H Home
A Away 
 N Neutral

Butler

Butler			Through Games Of Jan. 14, 2018								
Average RPI	Win:	197	WON-LOST RECORD	WINNING PCT. RANK	LAST 10 GAMES	STRENGTH OF SCHEDULE	OPP. STRENGTH OF SCHEDULE	TEAM RPI	ADJ. RPI	CONF. RPI	ADJ CONF. RPI
Average RPI	Loss:	46									
DIV. I ONLY			11- 8	126	6- 4	65	63	78	78	6	6
DIV. I NON-CONF.			8- 4	87	4- 1	125	161	73	73	5	5
-----											
TOTALS	RPI 1-25			RPI 26-50		W-L RECORDS	RPI 51-100		RPI 101-150		RPI 150+
11- 8	1- 2			0- 4		OVERALL	2- 1		0- 1		8- 0
5- 2	0- 0			0- 1		HOME	1- 0		0- 1		4- 0
5- 4	1- 2			0- 2		AWAY	0- 0		0- 0		4- 0
1- 2	0- 0			0- 1		NEUTRAL	1- 1		0- 0		0- 0
8- 4	0- 1			0- 2		NON-CONFERENCE	1- 1		0- 0		7- 0
4- 0	0- 0			0- 0		HOME	0- 0		0- 0		4- 0
3- 2	0- 1			0- 1		AWAY	0- 0		0- 0		3- 0
1- 2	0- 0			0- 1		NEUTRAL	1- 1		0- 0		0- 0
3- 4	1- 1			0- 2		CONFERENCE	1- 0		0- 1		1- 0
1- 2	0- 0			0- 1		HOME	1- 0		0- 1		0- 0
2- 2	1- 1			0- 1		AWAY	0- 0		0- 0		1- 0
0- 0	0- 0			0- 0		NEUTRAL	0- 0		0- 0		0- 0

Butler

RPI 1-25				RPI 26-50				RPI 51-100				Team's RPI: 78				RPI 101+			
RPI	S	Opponent	Score	RPI	S	Opponent	Score	RPI	S	Opponent	Score	RPI	S	Opponent	Score	RPI	S	Opponent	Score
13	A	Villanova	76 53	26	A	DePaul	65 87	54	N	Virginia Tech	79 77	135	H	Xavier	62 69				
18	A	Marquette	67 69	31	H	St. John's (NY)	55 73	60	N	Drexel	62 76	169	A	Georgetown	66 57				
22	A	South Fla.	55 71	32	N	West Virginia	68 75	98	H	Seton Hall	66 48	190	H	Wisconsin	69 62				
				40	A	Ball St.	75 87					237	H	Austin Peay	75 54				
												247	A	Illinois St.	56 45				
												264	H	Lipscomb	70 58				
												280	H	Loyola Chicago	64 52				
												299	A	Indiana St.	60 51				
												314	A	Murray St.	88 59				
-----																			
LAST 12 Division I GAMES:																			
26	A	DePaul	65 87	135	H	Xavier	62 69	299	A	Indiana St.	60 51								
18	A	Marquette	67 69	280	H	Loyola Chicago	64 52	190	H	Wisconsin	69 62								
31	H	St. John's (NY)	55 73	247	A	Illinois St.	56 45	237	H	Austin Peay	75 54								
98	H	Seton Hall	66 48	40	A	Ball St.	75 87												
169	A	Georgetown	66 57																
13	A	Villanova	76 53																

Non-Div I Games:

Butler

Average RPI Win:	269	WON-LOST	WINNING	LAST 10	STRENGTH OF	OPP. STRENGTH	TEAM	ADJ.	CONF.	ADJ CONF.
Average RPI Loss:	177	RECORD	PCT. RANK	GAMES	SCHEDULE	OF SCHEDULE	RPI	RPI	RPI	RPI
DIV. I ONLY	6- 9	227	4- 5	253	297	220	220	30	30	
DIV. I NON-CONF.	4- 8	239	3- 5	264	235	243	243	30	30	
-----										
TOTALS	RPI 1-25	RPI 26-50	W-L RECORDS	RPI 51-100	RPI 101-150	RPI 150+				
6- 9	0- 0	0- 1	OVERALL	0- 0	0- 2	6- 6				
3- 1	0- 0	0- 0	HOME	0- 0	0- 0	3- 1				
3- 8	0- 0	0- 1	AWAY	0- 0	0- 2	3- 5				
0- 0	0- 0	0- 0	NEUTRAL	0- 0	0- 0	0- 0				
4- 8	0- 0	0- 1	NON-CONFERENCE	0- 0	0- 2	4- 5				
2- 1	0- 0	0- 0	HOME	0- 0	0- 0	2- 1				
2- 7	0- 0	0- 1	AWAY	0- 0	0- 2	2- 4				
0- 0	0- 0	0- 0	NEUTRAL	0- 0	0- 0	0- 0				
2- 1	0- 0	0- 0	CONFERENCE	0- 0	0- 0	2- 1				
1- 0	0- 0	0- 0	HOME	0- 0	0- 0	1- 0				
1- 1	0- 0	0- 0	AWAY	0- 0	0- 0	1- 1				
0- 0	0- 0	0- 0	NEUTRAL	0- 0	0- 0	0- 0				

RPI	S	Opponent	Score	RPI	S	Opponent	Score	RPI	S	Opponent	Score	RPI	S	Opponent	Score
30	A	Stanford	34 57									108	A	South Dakota	50 66
												140	A	UTEP	56 67
												177	A	Boise St.	65 59
												191	A	SMU	29 41
												193	A	Cal Poly	57 59
												193	H	UC Irvine	59 72
												221	H	Omaha	52 43
												225	A	UC Riverside	65 68
												250	A	New Mexico St.	48 56
												259	A	San Jose St.	57 67
												295	A	Southern Utah	46 45
												303	H	Utah Valley	63 58
												307	H	Cal St. Fullerton	55 43
												313	A	UTRGV	67 64
LAST 12 Division I GAMES:															
250	A	New Mexico St.	48 56	221	H	Omaha	52 43	108	A	South Dakota	50 66	225	A	UC Riverside	65 68
313	A	UTRGV	67 64	191	A	SMU	29 41	295	A	Southern Utah	46 45	307	H	Cal St. Fullerton	55 43
303	H	Utah Valley	63 58												
193	H	UC Irvine	59 72												
193	A	Cal Poly	57 59												
177	A	Boise St.	65 59												

Non-Div I Games: Fresno Pacific 74 63 Whittier 72 35

CSUN				Through Games Of Jan. 14, 2018							
Average RPI	Win:	249	WON-LOST	WINNING	LAST 10	STRENGTH OF	OPP. STRENGTH	TEAM	ADJ.	CONF.	ADJ CONF.
Average RPI	Loss:	169	RECORD	PCT. RANK	GAMES	SCHEDULE	OF SCHEDULE	RPI	RPI	RPI	RPI
DIV. I ONLY		7- 9		207	6- 3	238	277	235	235	22	22
DIV. I NON-CONF.		6- 7		184	6- 2	220	268	228	228	21	21
-----											
TOTALS	RPI 1-25		RPI 26-50		W-L RECORDS	RPI 51-100		RPI 101-150		RPI 150+	
7- 9	0- 1		0- 0		OVERALL	0- 1		0- 1		7- 6	
4- 4	0- 0		0- 0		HOME	0- 0		0- 1		4- 3	
3- 4	0- 1		0- 0		AWAY	0- 0		0- 0		3- 3	
0- 1	0- 0		0- 0		NEUTRAL	0- 1		0- 0		0- 0	
6- 7	0- 1		0- 0		NON-CONFERENCE	0- 1		0- 1		6- 4	
4- 3	0- 0		0- 0		HOME	0- 0		0- 1		4- 2	
2- 3	0- 1		0- 0		AWAY	0- 0		0- 0		2- 2	
0- 1	0- 0		0- 0		NEUTRAL	0- 1		0- 0		0- 0	
1- 2	0- 0		0- 0		CONFERENCE	0- 0		0- 0		1- 2	
0- 1	0- 0		0- 0		HOME	0- 0		0- 0		0- 1	
1- 1	0- 0		0- 0		AWAY	0- 0		0- 0		1- 1	
0- 0	0- 0		0- 0		NEUTRAL	0- 0		0- 0		0- 0	

RPI 1-25				RPI 26-50				RPI 51-100				RPI 101+ Team's RPI: 235			
RPI	S	Opponent	Score	RPI	S	Opponent	Score	RPI	S	Opponent	Score	RPI	S	Opponent	Score
7	A	Oregon	43 91					92	N	Milwaukee	50 58	132	H	Weber St.	61 64
												151	A	Loyola Marymount	75 68
												193	A	Cal Poly	71 84
												196	H	Fresno St.	85 72
												198	H	Idaho	75 80
												211	H	UC Santa Barbara	73 74
												216	A	New Orleans	73 76
												219	H	Seattle U	67 62
												221	H	Omaha	60 68
												249	A	San Diego St.	55 58
												259	A	San Jose St.	76 59
												286	H	Arizona	66 63
												307	A	Cal St. Fullerton	70 68
												324	H	Northern Ari z.	78 69
LAST 12 Division I GAMES:															
193	A	Cal Poly	71 84	151	A	Loyola Marymount	75 68								
211	H	UC Santa Barbara	73 74	259	A	San Jose St.	76 59								
307	A	Cal St. Fullerton	70 68	196	H	Fresno St.	85 72								
219	H	Seattle U	67 62	132	H	Weber St.	61 64								
221	H	Omaha	60 68	286	H	Arizona	66 63								
324	H	Northern Ari z.	78 69	198	H	Idaho	75 80								

Non-Div I Games: Biola 68 51

CSUN

C  
a  
l  
P  
o  
l  
y

Cal Poly			Through Games Of Jan. 14, 2018									
Average RPI	Win:	242	WON-LOST	WINNING	LAST 10	STRENGTH OF	OPP. STRENGTH	TEAM	ADJ.	CONF.	ADJ CONF.	
Average RPI	Loss:	165	RECORD	PCT. RANK	GAMES	SCHEDULE	OF SCHEDULE	RPI	RPI	RPI	RPI	
DIV. I ONLY		7- 7		165	5- 4	258	240	193	193	22	22	
DIV. I NON-CONF.		5- 6		187	4- 4	228	281	199	199	21	21	
-----												
TOTALS		RPI 1-25		RPI 26-50		W-L RECORDS		RPI 51-100		RPI 101-150		RPI 150+
7- 7		0- 0		0- 0		OVERALL		0- 2		0- 1		7- 4
4- 1		0- 0		0- 0		HOME		0- 0		0- 1		4- 0
3- 6		0- 0		0- 0		AWAY		0- 2		0- 0		3- 4
0- 0		0- 0		0- 0		NEUTRAL		0- 0		0- 0		0- 0
5- 6		0- 0		0- 0		NON-CONFERENCE		0- 2		0- 1		5- 3
3- 1		0- 0		0- 0		HOME		0- 0		0- 1		3- 0
2- 5		0- 0		0- 0		AWAY		0- 2		0- 0		2- 3
0- 0		0- 0		0- 0		NEUTRAL		0- 0		0- 0		0- 0
2- 1		0- 0		0- 0		CONFERENCE		0- 0		0- 0		2- 1
1- 0		0- 0		0- 0		HOME		0- 0		0- 0		1- 0
1- 1		0- 0		0- 0		AWAY		0- 0		0- 0		1- 1
0- 0		0- 0		0- 0		NEUTRAL		0- 0		0- 0		0- 0

C  
a  
l  
P  
o  
l  
y

RPI 1-25				RPI 26-50				RPI 51-100				RPI 101+ Team's RPI: 193			
RPI	S	Opponent	Score	RPI	S	Opponent	Score	RPI	S	Opponent	Score	RPI	S	Opponent	Score
								53	A	Minnesota	68 112	144	H	Robert Morris	50 66
								63	A	Saint Mary's (CA)	64 82	180	A	San Francisco	71 83
												180	H	San Francisco	88 83
												201	A	Eastern Wash.	72 75
												211	A	UC Santa Barbara	68 73
												220	H	CSU Bakersfield	59 57
												225	A	UC Riverside	87 82
												235	H	CSUN	84 71
												242	H	Grand Canyon	75 69
												266	A	North Dakota St.	73 69
												303	A	Utah Valley	70 89
												324	A	Northern Ariz.	89 73
-----															
LAST 12 Division I GAMES:															
				235	H	CSUN	84 71	53	A	Minnesota	68 112				
				211	A	UC Santa Barbara	68 73	201	A	Eastern Wash.	72 75				
				225	A	UC Riverside	87 82	324	A	Northern Ariz.	89 73				
				220	H	CSU Bakersfield	59 57	180	H	San Francisco	88 83				
				303	A	Utah Valley	70 89	144	H	Robert Morris	50 66				
				266	A	North Dakota St.	73 69	63	A	Saint Mary's (CA)	64 82				

Non-Div I Games: Cal St. Monterey Bay77 44

Cal Poly

Average RPI Win: 288		WON-LOST RECORD	WINNING PCT. RANK	LAST 10 GAMES	STRENGTH OF SCHEDULE	OPP. STRENGTH OF SCHEDULE	TEAM RPI	ADJ. RPI	CONF. RPI	ADJ CONF. RPI
Average RPI Loss: 206										
DIV. I ONLY		6- 10	236	4- 5	334	294	307	307	22	22
DIV. I NON-CONF.		4- 8	239	2- 5	328	313	302	302	21	21
TOTALS		RPI 1-25	RPI 26-50	W-L RECORDS		RPI 51-100	RPI 101-150	RPI 150+		
6- 10	0- 0		0- 0	OVERALL		0- 0	0- 2	6- 8		
4- 3	0- 0		0- 0	HOME		0- 0	0- 1	4- 2		
2- 6	0- 0		0- 0	AWAY		0- 0	0- 1	2- 5		
0- 1	0- 0		0- 0	NEUTRAL		0- 0	0- 0	0- 1		
4- 8	0- 0		0- 0	NON-CONFERENCE		0- 0	0- 2	4- 6		
2- 2	0- 0		0- 0	HOME		0- 0	0- 1	2- 1		
2- 5	0- 0		0- 0	AWAY		0- 0	0- 1	2- 4		
0- 1	0- 0		0- 0	NEUTRAL		0- 0	0- 0	0- 1		
2- 2	0- 0		0- 0	CONFERENCE		0- 0	0- 0	2- 2		
2- 1	0- 0		0- 0	HOME		0- 0	0- 0	2- 1		
0- 1	0- 0		0- 0	AWAY		0- 0	0- 0	0- 1		
0- 0	0- 0		0- 0	NEUTRAL		0- 0	0- 0	0- 0		

RPI 1-25				RPI 26-50				RPI 51-100				RPI 101+				Team's RPI: 307	
RPI	S	Opponent	Score	RPI	S	Opponent	Score	RPI	S	Opponent	Score	RPI	S	Opponent	Score		
												140	H	UTEP	91	92	
												146	A	Paci fic	65	81	
												192	N	Oral Roberts	50	60	
												198	A	Idaho	60	80	
												212	H	Denver	58	83	
												217	H	Hawai i	69	57	
												220	A	CSU Bakersfi el d	43	55	
												225	A	UC Ri versi de	50	63	
												235	H	CSUN	68	70	
												239	A	Montana	47	68	
												249	A	San Diego St.	58	59	
												258	A	Santa Clara	73	69	
												296	H	UTSA	55	46	
												303	A	Utah Valley	73	36	
												323	H	Portland	66	61	
												330	H	Long Beach St.	67	61	
LAST 12 Division I GAMES:																	
				225	A	UC Ri versi de	50	63	296	H	UTSA	55	46				
				330	H	Long Beach St.	67	61	198	A	Idaho	60	80				
				235	H	CSUN	68	70	192	N	Oral Roberts	50	60				
				217	H	Hawai i	69	57	239	A	Montana	47	68				
				140	H	UTEP	91	92	212	H	Denver	58	83				
				303	A	Utah Valley	73	36	323	H	Portland	66	61				

Cal St. Fullerton

Cal i f o r n i a					Through Games Of Jan. 14, 2018						
Average RPI	Win:	148	WON-LOST	WINNING	LAST 10	STRENGTH OF	OPP. STRENGTH	TEAM	ADJ.	CONF.	ADJ CONF.
Average RPI	Loss:	13	RECORD	PCT. RANK	GAMES	SCHEDULE	OF SCHEDULE	RPI	RPI	RPI	RPI
DIV. I ONLY			13- 4	43	8- 2	28	28	23	23	4	4
DIV. I NON-CONF.			9- 2	35	6- 0	18	83	14	14	3	3
<hr/>											
TOTALS		RPI 1-25	RPI 26-50		W-L RECORDS		RPI 51-100	RPI 101-150		RPI 150+	
13- 4	0- 4	1- 0		OVERALL		3- 0	4- 0		5- 0		
8- 2	0- 2	1- 0		HOME		2- 0	2- 0		3- 0		
5- 2	0- 2	0- 0		AWAY		1- 0	2- 0		2- 0		
0- 0	0- 0	0- 0		NEUTRAL		0- 0	0- 0		0- 0		
<hr/>											
9- 2	0- 2	0- 0		NON-CONFERENCE		2- 0	3- 0		4- 0		
5- 1	0- 1	0- 0		HOME		1- 0	1- 0		3- 0		
4- 1	0- 1	0- 0		AWAY		1- 0	2- 0		1- 0		
0- 0	0- 0	0- 0		NEUTRAL		0- 0	0- 0		0- 0		
<hr/>											
4- 2	0- 2	1- 0		CONFERENCE		1- 0	1- 0		1- 0		
3- 1	0- 1	1- 0		HOME		1- 0	1- 0		0- 0		
1- 1	0- 1	0- 0		AWAY		0- 0	0- 0		1- 0		
0- 0	0- 0	0- 0		NEUTRAL		0- 0	0- 0		0- 0		

RPI 1-25				Team's RPI: 23				RPI 26-50				RPI 51-100				RPI 101+			
RPI	S	Opponent	Score	RPI	S	Opponent	Score	RPI	S	Opponent	Score	RPI	S	Opponent	Score				
1	A	UConn	47 82	34	H	Southern Cal i f o r n i a	76 64	51	H	Washington St.	66 60	104	A	Brown	89 79				
11	H	UCLA	46 82					63	H	Sai n t Mary' s (CA)	87 80	122	H	Washi ngton	69 60				
15	H	Mi ssouri	52 55					94	A	Kentucky	62 52	130	H	BYU	70 45				
24	A	Arizona St.	71 80									146	A	Paci fi c	92 85				

Non-Div I Games:

Cal i f o r n i a



Average RPI Win:	302	WON-LOST	WINNING	LAST 10	STRENGTH OF	OPP. STRENGTH	TEAM	ADJ.	CONF.	ADJ CONF.
Average RPI Loss:	190	RECORD	PCT. RANK	GAMES	SCHEDULE	OF SCHEDULE	RPI	RPI	RPI	RPI
DIV. I ONLY	7- 6	147	4- 5	343	287	270	270	29	29	
DIV. I NON-CONF.	5- 4	146	4- 3	313	273	225	225	29	29	
<hr/>										
TOTALS	RPI 1-25	RPI 26-50	W-L RECORDS	RPI 51-100	RPI 101-150	RPI 150+				
7- 6	0- 0	0- 0	OVERALL	0- 2	0- 0	7- 4				
3- 3	0- 0	0- 0	HOME	0- 1	0- 0	3- 2				
4- 3	0- 0	0- 0	AWAY	0- 0	0- 0	4- 2				
0- 0	0- 0	0- 0	NEUTRAL	0- 0	0- 0	0- 0				
5- 4	0- 0	0- 0	NON-CONFERENCE	0- 2	0- 0	5- 2				
2- 2	0- 0	0- 0	HOME	0- 1	0- 0	2- 1				
3- 2	0- 0	0- 0	AWAY	0- 1	0- 0	3- 1				
0- 0	0- 0	0- 0	NEUTRAL	0- 0	0- 0	0- 0				
2- 2	0- 0	0- 0	CONFERENCE	0- 0	0- 0	2- 2				
1- 1	0- 0	0- 0	HOME	0- 0	0- 0	1- 1				
1- 1	0- 0	0- 0	AWAY	0- 0	0- 0	1- 1				
0- 0	0- 0	0- 0	NEUTRAL	0- 0	0- 0	0- 0				

RPI 1-25				RPI 26-50				RPI 51-100				RPI 101+ Team's RPI: 270					
RPI	S	Opponent	Score	RPI	S	Opponent	Score	RPI	S	Opponent	Score	RPI	S	Opponent	Score		
								74	H	Mercer	57	58	197	H	Norfolk St.	27	53
								97	A	Kansas	48	66	228	A	Col. of Charleston	53	45
												238	A	Howard	61	63	
												241	A	UNCG	72	61	
												265	H	UNC Asheville	52	60	
												269	A	Presbyterian	59	65	
												311	H	USC Upstate	69	49	
												328	H	Western Caro.	58	51	
												329	H	Charleston So.	58	49	
												338	A	N. C. Central	58	51	
												341	A	Winthrop	72	48	
LAST 12 Division I GAMES:																	
				269	A	Presbyterian	59	65	197	H	Norfolk St.	27	53				
				329	H	Charleston So.	58	49	328	H	Western Caro.	58	51				
				341	A	Winthrop	72	48	74	H	Mercer	57	58				
				265	H	UNC Asheville	52	60	241	A	UNCG	72	61				
				238	A	Howard	61	63	228	A	Col. of Charleston	53	45				
				338	A	N. C. Central	58	51	311	H	USC Upstate	69	49				

Non-Div I Games: Columbia Int'l 78 39 William Peace 94 42

Campbell

Canisius				Through Games Of Jan. 14, 2018							
Average RPI	Win:	222	WON-LOST	WINNING	LAST 10	STRENGTH OF	OPP. STRENGTH	TEAM	ADJ.	CONF.	ADJ CONF.
Average RPI	Loss:	204	RECORD	PCT. RANK	GAMES	SCHEDULE	OF SCHEDULE	RPI	RPI	RPI	RPI
DIV. I ONLY			4- 13	291	2- 8	305	291	316	316	25	25
DIV. I NON-CONF.			2- 9	295	0- 6	192	296	294	294	25	25
-----											
TOTALS		RPI 1-25		RPI 26-50	W-L RECORDS	RPI 51-100		RPI 101-150		RPI 150+	
4- 13		0- 0		0- 1	OVERALL	0- 0		1- 2		3- 10	
2- 6		0- 0		0- 0	HOME	0- 0		0- 0		2- 6	
2- 6		0- 0		0- 0	AWAY	0- 0		1- 1		1- 0	
0- 1		0- 0		0- 0	NEUTRAL	0- 0		0- 1		0- 0	
2- 9		0- 0		0- 1	NON-CONFERENCE	0- 0		1- 2		1- 6	
1- 4		0- 0		0- 0	HOME	0- 0		0- 0		1- 4	
1- 4		0- 0		0- 1	AWAY	0- 0		1- 1		0- 2	
0- 1		0- 0		0- 0	NEUTRAL	0- 0		0- 1		0- 0	
2- 4		0- 0		0- 0	CONFERENCE	0- 0		0- 0		2- 4	
1- 2		0- 0		0- 0	HOME	0- 0		0- 0		1- 2	
1- 2		0- 0		0- 0	AWAY	0- 0		0- 0		1- 2	
0- 0		0- 0		0- 0	NEUTRAL	0- 0		0- 0		0- 0	

RPI 1-25				RPI 26-50				RPI 51-100				RPI 101+ Team's RPI: 316			
RPI	S	Opponent	Score	RPI	S	Opponent	Score	RPI	S	Opponent	Score	RPI	S	Opponent	Score
				29	A	Buffalo	47 73					110	N	Middle Tenn.	45 55
												120	A	Miami (OH)	47 72
												131	A	Bowling Green	71 57
												154	H	Oakland	48 83
												159	A	Bucknell	57 76
												200	H	Siena	65 57
												213	H	Morehead St.	52 76
												223	H	St. Bonaventure	71 69
												230	A	Manhattan	39 58
												230	H	Manhattan	56 59
												256	H	Colgate	63 70
												272	H	Fairfield	52 56
												276	A	Rider	54 70
												284	H	Cornell	59 67
												313	A	UTRGV	46 63
												332	A	Lona	53 49
-----															
LAST 12 Division I GAMES:															
				200	H	Siena	65 57					110	N	Middle Tenn.	45 55
				230	H	Manhattan	56 59					313	A	UTRGV	46 63
				276	A	Rider	54 70					213	H	Morehead St.	52 76
				230	A	Manhattan	39 58					29	A	Buffalo	47 73
				332	A	Lona	53 49					120	A	Miami (OH)	47 72
				272	H	Fairfield	52 56					154	H	Oakland	48 83

Non-Div I Games:

Canisius

Average RPI Win:	250	WON-LOST	WINNING	LAST 10	STRENGTH OF	OPP. STRENGTH	TEAM	ADJ.	CONF.	ADJ CONF.
Average RPI Loss:	37	RECORD	PCT. RANK	GAMES	SCHEDULE	OF SCHEDULE	RPI	RPI	RPI	RPI
DIV. I ONLY	9- 4	76	8- 2	232	138	90	90	27	27	
DIV. I NON-CONF.	3- 4	209	2- 2	20	55	61	61	26	26	
-----										
TOTALS	RPI 1-25	RPI 26-50	W-L RECORDS	RPI 51-100	RPI 101-150	RPI 150+				
9- 4	0- 3	0- 0	OVERALL	0- 0	2- 1	7- 0				
4- 0	0- 0	0- 0	HOME	0- 0	1- 0	3- 0				
3- 4	0- 0	0- 0	AWAY	0- 0	0- 0	3- 0				
2- 0	0- 0	0- 0	NEUTRAL	0- 0	1- 0	1- 0				
3- 4	0- 3	0- 0	NON-CONFERENCE	0- 0	1- 1	2- 0				
1- 0	0- 0	0- 0	HOME	0- 0	0- 0	1- 0				
0- 4	0- 3	0- 0	AWAY	0- 0	0- 1	0- 0				
2- 0	0- 0	0- 0	NEUTRAL	0- 0	1- 0	1- 0				
6- 0	0- 0	0- 0	CONFERENCE	0- 0	1- 0	5- 0				
3- 0	0- 0	0- 0	HOME	0- 0	1- 0	2- 0				
3- 0	0- 0	0- 0	AWAY	0- 0	0- 0	3- 0				
0- 0	0- 0	0- 0	NEUTRAL	0- 0	0- 0	0- 0				

RPI 1-25				RPI 26-50				RPI 51-100				RPI 101+			
RPI	S	Opponent	Score	RPI	S	Opponent	Score	RPI	S	Opponent	Score	RPI	S	Opponent	Score
9	A	Tennessee	34 77									105	A	South Ala.	43 64
16	A	Texas A&M	61 72									117	H	Lamar University	51 39
17	A	Baylor	55 86									126	N	Clemson	53 47
												245	A	Nicholls St.	69 48
												266	N	North Dakota St.	68 45
												273	A	Incarnate Word	57 35
												277	A	A&M-Corpus Christi	58 50
												301	H	Alcorn	75 52
												304	H	Southeastern La.	63 47
												339	H	Sam Houston St.	69 44
-----															
LAST 12 Division I GAMES:															
245	A	Nicholls St.	69 48	266	N	North Dakota St.	68 45	126	N	Clemson	53 47	105	A	South Ala.	43 64
273	A	Incarnate Word	57 35									16	A	Texas A&M	61 72
117	H	Lamar University	51 39									9	A	Tennessee	34 77
339	H	Sam Houston St.	69 44									301	H	Alcorn	75 52
304	H	Southeastern La.	63 47												
277	A	A&M-Corpus Christi	58 50												

Non-Div I Games: Central Baptist 75 34 Williams Baptist 77 31 Crowley's Ridge 106 23 Hendrix 79 22 Central Ark.

Average RPI Win: 278		WON-LOST RECORD	WINNING PCT. RANK	LAST 10 GAMES	STRENGTH OF SCHEDULE	OPP. STRENGTH OF SCHEDULE	TEAM RPI	ADJ. RPI	CONF. RPI	ADJ CONF. RPI
Average RPI Loss: 149										
DIV. I ONLY		2- 13	317	2- 8	129	245	293	293	28	28
DIV. I NON-CONF.		0- 11	337	0- 8	24	214	265	265	28	28
TOTALS		RPI 1-25	RPI 26-50	W-L RECORDS		RPI 51-100	RPI 101-150	RPI 150+		
2- 13	0- 0		0- 3	OVERALL		0- 3	0- 2	2- 5		
2- 5	0- 0		0- 1	HOME		0- 0	0- 2	2- 2		
0- 8	0- 0		0- 2	AWAY		0- 3	0- 0	0- 3		
0- 0	0- 0		0- 0	NEUTRAL		0- 0	0- 0	0- 0		
0- 11	0- 0		0- 3	NON-CONFERENCE		0- 3	0- 2	0- 3		
0- 4	0- 0		0- 1	HOME		0- 0	0- 2	0- 1		
0- 7	0- 0		0- 2	AWAY		0- 3	0- 0	0- 2		
0- 0	0- 0		0- 0	NEUTRAL		0- 0	0- 0	0- 0		
2- 2	0- 0		0- 0	CONFERENCE		0- 0	0- 0	2- 2		
2- 1	0- 0		0- 0	HOME		0- 0	0- 0	2- 1		
0- 1	0- 0		0- 0	AWAY		0- 0	0- 0	0- 1		
0- 0	0- 0		0- 0	NEUTRAL		0- 0	0- 0	0- 0		

RPI 1-25				RPI 26-50				RPI 51-100				RPI 101+				Team's RPI : 293	
RPI	S	Opponent	Score	RPI	S	Opponent	Score	RPI	S	Opponent	Score	RPI	S	Opponent	Score		
				32	A	West Virginia	52 102	69	A	Duquesne	58 83	104	H	Brown	55 78		
				44	A	Virginia	59 103	83	A	Penn St.	66 83	119	H	Yale	62 75		
				50	H	Albany (NY)	60 72	91	A	Hartford	52 68	231	H	Morgan St.	41 61		
												236	A	Stony Brook	55 60		
												240	H	Sacred Heart	69 59		
												253	H	Mt. St. Mary's	56 68		
												300	A	Bryant	50 66		
												315	H	Wagner	59 56		
												322	A	Vermont	48 62		
LAST 12 Division I GAMES:																	
				240	H	Sacred Heart	69 59	119	H	Yale	62 75						
				300	A	Bryant	50 66	91	A	Hartford	52 68						
				315	H	Wagner	59 56	69	A	Duquesne	58 83						
				253	H	Mt. St. Mary's	56 68	231	H	Morgan St.	41 61						
				322	A	Vermont	48 62	50	H	Albany (NY)	60 72						
				236	A	Stony Brook	55 60	83	A	Penn St.	66 83						

### Non-Div I Games:

Central Conn. St.

Average RPI Win:	156	WON-LOST	WINNING	LAST 10	STRENGTH OF	OPP. STRENGTH	TEAM	ADJ.	CONF.	ADJ CONF.
Average RPI Loss:	51	RECORD	PCT. RANK	GAMES	SCHEDULE	OF SCHEDULE	RPI	RPI	RPI	RPI

DIV. I ONLY	12- 3	34	8- 2	85	65	45	45	7	7
DIV. I NON-CONF.	7- 3	74	4- 2	188	64	88	88	8	8
-----									
TOTALS	RPI 1-25	RPI 26-50	W-L RECORDS	RPI 51-100	RPI 101-150	RPI 150+			
12- 3	0- 0	1- 2	OVERALL	1- 1	4- 0	6- 0			
5- 2	0- 0	0- 2	HOME	1- 0	3- 0	1- 0			
5- 1	0- 0	1- 0	AWAY	0- 1	1- 0	3- 0			
2- 0	0- 0	0- 0	NEUTRAL	0- 0	0- 0	2- 0			
7- 3	0- 0	0- 2	NON-CONFERENCE	0- 1	1- 0	6- 0			
2- 2	0- 0	0- 2	HOME	0- 0	1- 0	1- 0			
3- 1	0- 0	0- 0	AWAY	0- 1	0- 0	3- 0			
2- 0	0- 0	0- 0	NEUTRAL	0- 0	0- 0	2- 0			
5- 0	0- 0	1- 0	CONFERENCE	1- 0	3- 0	0- 0			
3- 0	0- 0	0- 0	HOME	1- 0	2- 0	0- 0			
2- 0	0- 0	1- 0	AWAY	0- 0	1- 0	0- 0			
0- 0	0- 0	0- 0	NEUTRAL	0- 0	0- 0	0- 0			

RPI 1-25	RPI 26-50	Team's RPI: 45	RPI 51-100	RPI 101+
RPI S Opponent Score	RPI S Opponent Score		RPI S Opponent Score	RPI S Opponent Score
40 A Ball St. 69 65	69 A Duquesne 61 64		118 H Kent St. 88 84	
41 H Purdue 69 79	85 H Ohio 82 58		120 A Mi ami (OH) 84 66	
43 H Qui nni pi ac 70 84			127 H Vanderbi lt 92 75	
			131 H Bowling Green 90 54	
			154 A Oakl and 103 85	
			160 N Iowa St. 81 60	
			164 A SIUE 94 56	
			228 H Col. of Charleston 79 58	
			249 N San Diego St. 85 76	
			299 A Indiana St. 77 67	
LAST 12 Division I GAMES:				
118 H Kent St. 88 84	69 A Duquesne 61 64			
131 H Bowling Green 90 54	299 A Indiana St. 77 67			
120 A Mi ami (OH) 84 66	164 A SIUE 94 56			
85 H Ohio 82 58	154 A Oakl and 103 85			
40 A Ball St. 69 65	160 N Iowa St. 81 60			
43 H Qui nni pi ac 70 84	249 N San Diego St. 85 76			

Non-Div I Games: Aquinas 96 47

Central Mich.

Average RPI Win:	314	WON-LOST	WINNING	LAST 10	STRENGTH OF	OPP. STRENGTH	TEAM	ADJ.	CONF.	ADJ CONF.
Average RPI Loss:	198	RECORD	PCT. RANK	GAMES	SCHEDULE	OF SCHEDULE	RPI	RPI	RPI	RPI

DIV. I ONLY	3- 9	288	2- 7	325	335	329	329	29	29
DIV. I NON-CONF.	2- 6	279	2- 5	331	284	333	333	29	29
TOTALS	RPI 1-25	RPI 26-50	W-L RECORDS	RPI 51-100	RPI 101-150	RPI 150+			
3- 9	0- 0	0- 0	OVERALL	0- 2	0- 2	3- 5			
2- 3	0- 0	0- 0	HOME	0- 0	0- 0	2- 3			
1- 5	0- 0	0- 0	AWAY	0- 0	0- 0	1- 1			
0- 1	0- 0	0- 0	NEUTRAL	0- 1	0- 0	0- 0			
2- 6	0- 0	0- 0	NON-CONFERENCE	0- 2	0- 1	2- 3			
1- 2	0- 0	0- 0	HOME	0- 0	0- 0	1- 2			
1- 3	0- 0	0- 0	AWAY	0- 1	0- 1	1- 1			
0- 1	0- 0	0- 0	NEUTRAL	0- 1	0- 0	0- 0			
1- 3	0- 0	0- 0	CONFERENCE	0- 0	0- 1	1- 2			
1- 1	0- 0	0- 0	HOME	0- 0	0- 0	1- 1			
0- 2	0- 0	0- 0	AWAY	0- 0	0- 1	0- 1			
0- 0	0- 0	0- 0	NEUTRAL	0- 0	0- 0	0- 0			

RPI 1-25				RPI 26-50				RPI 51-100				RPI 101+				Team's RPI: 329	
RPI	S	Opponent	Score	RPI	S	Opponent	Score	RPI	S	Opponent	Score	RPI	S	Opponent	Score		
								66	A	Georgia Tech	51	78	126	A	Clemson	30	66
								91	N	Hartford	43	62	128	A	Liberty	53	63
													210	H	Radford	56	61
													264	H	Lipscomb	54	58
													270	A	Campbell	49	58
													274	A	Wofford	68	45
													288	A	FIU	70	77
													319	H	Coppin St.	72	58
													343	H	South Carolina St.	58	60
													348	H	Longwood	73	57
LAST 12 Division I GAMES:																	
				210	H	Radford	56	61				343	H	South Carolina St.	58	60	
				270	A	Campbell	49	58				126	A	Clemson	30	66	
				128	A	Liberty	53	63				288	A	FIU	70	77	
				348	H	Longwood	73	57				91	N	Hartford	43	62	
				274	A	Wofford	68	45				319	H	Coppin St.	72	58	
				66	A	Georgia Tech	51	78				264	H	Lipscomb	54	58	

Non-Div I Games: Erskine 79 43 Southern Wesleyan 94 56

Charleston So.

Average RPI Win:	254	WON-LOST	WINNING	LAST 10	STRENGTH OF	OPP. STRENGTH	TEAM	ADJ.	CONF.	ADJ CONF.
Average RPI Loss:	112	RECORD	PCT. RANK	GAMES	SCHEDULE	OF SCHEDULE	RPI	RPI	RPI	RPI
DIV. I ONLY	6- 11	256	4- 6	89	185	195	195	18	18	
DIV. I NON-CONF.	4- 9	249	2- 6	68	145	201	201	19	19	
-----										
TOTALS	RPI 1-25	RPI 26-50	W-L RECORDS	RPI 51-100	RPI 101-150	RPI 150+				
6- 11	0- 2	0- 1	OVERALL	1- 2	0- 3	5- 3				
4- 2	0- 1	0- 0	HOME	1- 1	0- 0	3- 0				
2- 7	0- 0	0- 0	AWAY	0- 1	0- 3	2- 3				
0- 2	0- 1	0- 1	NEUTRAL	0- 0	0- 0	0- 0				
4- 9	0- 2	0- 1	NON-CONFERENCE	1- 2	0- 2	3- 2				
3- 2	0- 1	0- 0	HOME	1- 1	0- 0	2- 0				
1- 5	0- 0	0- 0	AWAY	0- 1	0- 2	1- 2				
0- 2	0- 1	0- 1	NEUTRAL	0- 0	0- 0	0- 0				
2- 2	0- 0	0- 0	CONFERENCE	0- 0	0- 1	2- 1				
1- 0	0- 0	0- 0	HOME	0- 0	0- 0	1- 0				
1- 2	0- 0	0- 0	AWAY	0- 0	0- 1	1- 1				
0- 0	0- 0	0- 0	NEUTRAL	0- 0	0- 0	0- 0				

RPI 1-25				RPI 26-50				RPI 51-100				RPI 101+ Team's RPI: 195			
RPI	S	Opponent	Score	RPI	S	Opponent	Score	RPI	S	Opponent	Score	RPI	S	Opponent	Score
10	H	Rutgers	54 77	39	N	South Dakota St.	70 71	61	A	Arkansas	72 73	103	A	Wake Forest	69 71
25	N	Iowa	64 77					69	H	Duquesne	75 72	136	A	Davi dson	66 68
								74	H	Mercer	74 90	140	A	UTEP	58 67
												190	A	Wi sconsi n	66 80
												207	A	North Texas	68 73
												208	H	Southern Miss.	66 56
												248	A	East Caroli na	55 58
												265	A	UNC Ashevi lle	51 47
												317	A	Old Domini on	63 60
												319	H	Coppi n St.	78 49
												343	H	South Caroli na St.	64 49
LAST 12 Division I GAMES:															
207	A	North Texas	68 73	136	A	Davi dson	66 68								
140	A	UTEP	58 67	103	A	Wake Forest	69 71								
317	A	Old Domini on	63 60	61	A	Arkansas	72 73								
208	H	Southern Miss.	66 56	319	H	Coppi n St.	78 49								
74	H	Mercer	74 90	248	A	East Caroli na	55 58								
343	H	South Caroli na St.	64 49	39	N	South Dakota St.	70 71								

Non-Div I Games:

Charlotte

Loss, 
Non-Conf, 
S Site, 
H Home
A Away 
N Neutral

Average RPI Win:	180	WON-LOST	WINNING	LAST 10	STRENGTH OF	OPP. STRENGTH	TEAM	ADJ.	CONF.	ADJ CONF.
Average RPI Loss:	76	RECORD	PCT. RANK	GAMES	SCHEDULE	OF SCHEDULE	RPI	RPI	RPI	RPI
DIV. I ONLY	11- 6	90	7- 3	142	55	95	95	17	17	
DIV. I NON-CONF.	9- 5	99	7- 2	78	22	66	66	17	17	
-----										
TOTALS	RPI 1-25	RPI 26-50	W-L RECORDS	RPI 51-100	RPI 101-150	RPI 150+				
11- 6	0- 1	1- 1	OVERALL	1- 2	2- 2	7- 0				
6- 2	0- 0	1- 0	HOME	0- 2	1- 0	4- 0				
2- 3	0- 1	0- 0	AWAY	1- 0	0- 2	1- 0				
3- 1	0- 0	0- 1	NEUTRAL	0- 0	1- 0	2- 0				
9- 5	0- 1	1- 1	NON-CONFERENCE	1- 2	2- 1	5- 0				
4- 2	0- 0	1- 0	HOME	0- 2	1- 0	2- 0				
2- 2	0- 1	0- 0	AWAY	1- 0	0- 1	1- 0				
3- 1	0- 0	0- 1	NEUTRAL	0- 0	1- 0	2- 0				
2- 1	0- 0	0- 0	CONFERENCE	0- 0	0- 1	2- 0				
2- 0	0- 0	0- 0	HOME	0- 0	0- 0	2- 0				
0- 1	0- 0	0- 0	AWAY	0- 0	0- 1	0- 0				
0- 0	0- 0	0- 0	NEUTRAL	0- 0	0- 0	0- 0				

RPI 1-25				RPI 26-50				RPI 51-100				Team's RPI : 95				RPI 101+			
RPI	S	Opponent	Score	RPI	S	Opponent	Score	RPI	S	Opponent	Score	RPI	S	Opponent	Score	RPI	S	Opponent	Score
12	A	Green Bay	30 60	28	H	FGCU	68 61	52	H	UCF	57 58	109	N	Auburn	50 41				
				47	N	Princeton	49 59	54	H	Virginia Tech	44 64	138	H	Hampton	64 52				
								75	A	Indiana	64 61	143	A	ETSU	58 65				
												149	A	Stetson	67 78				
												168	N	Northwestern	61 44				
												169	N	Georgetown	54 41				
												209	A	Florida	65 60				
												241	H	UNCG	49 42				
												251	H	UT Martin	87 82				
												269	H	Presbyteria n	71 51				
												328	H	Western Caro.	47 32				
LAST 12 Division I GAMES:																			
143	A	ETSU	58 65	28	H	FGCU	68 61	54	H	Virginia Tech	44 64	251	H	UT Martin	87 82				
328	H	Western Caro.	47 32									109	N	Auburn	50 41				
241	H	UNCG	49 42									169	N	Georgetown	54 41				
138	H	Hampton	64 52									168	N	Northwestern	61 44				
47	N	Princeton	49 59																
209	A	Florida	65 60																

Non-Div I Games:

Chattanooga



Average RPI Win:	0	WON-LOST	WINNING	LAST 10	STRENGTH OF	OPP. STRENGTH	TEAM	ADJ.	CONF.	ADJ CONF.
Average RPI Loss:	181	RECORD	PCT. RANK	GAMES	SCHEDULE	OF SCHEDULE	RPI	RPI	RPI	RPI
DIV. I ONLY	0- 18	345	0- 10	166	317	333	333	30	30	
DIV. I NON-CONF.	0- 15	337	0- 9	137	307	329	329	30	30	
-----										
TOTALS	RPI 1-25	RPI 26-50	W-L RECORDS	RPI 51-100	RPI 101-150	RPI 150+				
0- 18	0- 0	0- 0	OVERALL	0- 3	0- 4	0- 11				
0- 9	0- 0	0- 0	HOME	0- 1	0- 2	0- 6				
0- 8	0- 0	0- 0	AWAY	0- 2	0- 2	0- 4				
0- 1	0- 0	0- 0	NEUTRAL	0- 0	0- 0	0- 1				
0- 15	0- 0	0- 0	NON-CONFERENCE	0- 3	0- 4	0- 8				
0- 7	0- 0	0- 0	HOME	0- 1	0- 2	0- 4				
0- 7	0- 0	0- 0	AWAY	0- 2	0- 2	0- 3				
0- 1	0- 0	0- 0	NEUTRAL	0- 0	0- 0	0- 1				
0- 3	0- 0	0- 0	CONFERENCE	0- 0	0- 0	0- 3				
0- 2	0- 0	0- 0	HOME	0- 0	0- 0	0- 2				
0- 1	0- 0	0- 0	AWAY	0- 0	0- 0	0- 1				
0- 0	0- 0	0- 0	NEUTRAL	0- 0	0- 0	0- 0				

RPI 1-25				RPI 26-50				RPI 51-100				RPI 101+ Team's RPI: 333			
RPI	S	Opponent	Score	RPI	S	Opponent	Score	RPI	S	Opponent	Score	RPI	S	Opponent	Score
								57	A	Kansas St.	51 99	107	H	Northern Ill.	59 80
								84	A	Wright St.	39 84	115	A	Western Ill.	54 71
								92	H	Milwaukee	59 84	115	H	Western Ill.	45 83
												141	A	Illinois	56 66
												163	A	Pittsburgh	49 87
												168	H	Northwestern	36 63
												185	A	Wichita St.	63 66
												192	N	Oral Roberts	43 73
												213	H	Morehead St.	40 79
												219	H	Seattle U	56 63
												246	A	Valparaiso	60 71
												250	A	New Mexico St.	59 74
												280	H	Loyola Chicago	28 46
												303	H	Utah Valley	30 68
												320	H	Jackson St.	69 87
LAST 12 Division I GAMES:															
303	H	Utah Valley	30 68	192	N	Oral Roberts	43 73								
219	H	Seattle U	56 63	185	A	Wichita St.	63 66								
250	A	New Mexico St.	59 74	246	A	Valparaiso	60 71								
163	A	Pittsburgh	49 87	84	A	Wright St.	39 84								
92	H	Milwaukee	59 84	280	H	Loyola Chicago	28 46								
57	A	Kansas St.	51 99	115	A	Western Ill.	54 71								

Non-Div I Games:

Chicago St.

Average RPI Win:	206	WON-LOST	WINNING	LAST 10	STRENGTH OF	OPP. STRENGTH	TEAM	ADJ.	CONF.	ADJ CONF.
Average RPI Loss:	113	RECORD	PCT. RANK	GAMES	SCHEDULE	OF SCHEDULE	RPI	RPI	RPI	RPI
DIV. I ONLY	10- 7	119	6- 4	196	89	152	152	8	8	
DIV. I NON-CONF.	7- 5	132	4- 3	287	77	224	224	7	7	
-----										
TOTALS	RPI 1-25	RPI 26-50	W-L RECORDS	RPI 51-100	RPI 101-150	RPI 150+				
10- 7	0- 2	1- 0	OVERALL	0- 0	2- 3	7- 2				
7- 4	0- 2	0- 0	HOME	0- 0	2- 1	5- 1				
3- 3	0- 0	1- 0	AWAY	0- 0	0- 2	2- 1				
0- 0	0- 0	0- 0	NEUTRAL	0- 0	0- 0	0- 0				
7- 5	0- 1	0- 0	NON-CONFERENCE	0- 0	2- 3	5- 1				
6- 3	0- 1	0- 0	HOME	0- 0	2- 1	4- 1				
1- 2	0- 0	0- 0	AWAY	0- 0	0- 2	1- 0				
0- 0	0- 0	0- 0	NEUTRAL	0- 0	0- 0	0- 0				
3- 2	0- 1	1- 0	CONFERENCE	0- 0	0- 0	2- 1				
1- 1	0- 1	0- 0	HOME	0- 0	0- 0	1- 0				
2- 1	0- 0	1- 0	AWAY	0- 0	0- 0	1- 1				
0- 0	0- 0	0- 0	NEUTRAL	0- 0	0- 0	0- 0				

RPI 1-25				RPI 26-50				RPI 51-100				RPI 101+ Team's RPI: 152			
RPI	S	Opponent	Score	RPI	S	Opponent	Score	RPI	S	Opponent	Score	RPI	S	Opponent	Score
5	H	Ohio St.	76 87	48	A	Houston	88 82					120	H	Miami (OH)	73 62
22	H	South Fla.	46 69									131	H	Bowling Green	75 51
												135	A	Xavier	50 53
												143	A	ETSU	77 87
												148	H	Saint Francis (PA)	73 77
												158	H	Temple	80 72
												163	H	Pittsburgh	46 66
												176	A	Tulsa	51 64
												202	H	Southeast Mo. St.	65 52
												238	H	Howard	87 53
												248	A	East Carolina	66 54
												297	H	Eastern Ky.	64 53
												304	H	Southeastern La.	82 43
												317	A	Old Dominion	54 33
-----															
LAST 12 Division I GAMES:															
158	H	Temple	80 72	5	H	Ohio St.	76 87	238	H	Howard	87 53	135	A	Xavier	50 53
48	A	Houston	88 82					317	A	Old Dominion	54 33	202	H	Southeast Mo. St.	65 52
176	A	Tulsa	51 64					148	H	Saint Francis (PA)	73 77				
22	H	South Fla.	46 69												
248	A	East Carolina	66 54												
131	H	Bowling Green	75 51												

Non-Div I Games: Slippery Rock 85 52

Cincinnati

C  
l  
e  
m  
s  
o  
n

Clemson				Through Games Of Jan. 14, 2018						
Average RPI Win:	248	WON-LOST RECORD	WINNING PCT. RANK	LAST 10 GAMES	STRENGTH OF SCHEDULE	OPP. STRENGTH OF SCHEDULE	TEAM RPI	ADJ. RPI	CONF. RPI	ADJ CONF. RPI
Average RPI Loss:	51									
DIV. I ONLY		10- 8	144	4- 6	122	136	126	126	1	1
DIV. I NON-CONF.		10- 3	51	6- 1	240	277	116	116	1	1
-----										
TOTALS	RPI 1-25		RPI 26-50		W-L RECORDS		RPI 51-100		RPI 101-150	RPI 150+
10- 8	0- 2		0- 2		OVERALL		1- 4		0- 0	9- 0
6- 3	0- 2		0- 0		HOME		0- 1		0- 0	6- 0
3- 3	0- 0		0- 1		AWAY		1- 2		0- 0	2- 0
1- 2	0- 0		0- 1		NEUTRAL		0- 1		0- 0	1- 0
10- 3	0- 1		0- 1		NON-CONFERENCE		1- 1		0- 0	9- 0
6- 1	0- 1		0- 0		HOME		0- 0		0- 0	6- 0
3- 0	0- 0		0- 0		AWAY		1- 0		0- 0	2- 0
1- 2	0- 0		0- 1		NEUTRAL		0- 1		0- 0	1- 0
0- 5	0- 1		0- 1		CONFERENCE		0- 3		0- 0	0- 0
0- 2	0- 1		0- 0		HOME		0- 1		0- 0	0- 0
0- 3	0- 0		0- 1		AWAY		0- 2		0- 0	0- 0
0- 0	0- 0		0- 0		NEUTRAL		0- 0		0- 0	0- 0

RPI 1-25				RPI 26-50				RPI 51-100				RPI 101+ Team's RPI: 126			
RPI	S	Opponent	Score	RPI	S	Opponent	Score	RPI	S	Opponent	Score	RPI	S	Opponent	Score
6	H	Florida St.	47 69	29	N	Buffalo	41 61	66	A	Georgia Tech	33 66	154	H	Jacksonville St.	53 45
14	H	South Carolina	36 66	44	A	Virginia	41 70	76	H	Miami (FL)	60 72	165	A	Louisiana Tech	55 47
								81	A	Nebraska	67 66	260	H	Monmouth	57 54
								82	A	North Carolina	52 59	283	H	Kennesaw St.	41 28
								90	N	Central Ark.	47 53	287	N	Detroit Mercy	72 44
												288	A	FIU	67 65
												291	H	Prairie View	64 58
												329	H	Charleston So.	66 30
												343	H	South Carolina St.	56 48
LAST 12 Division I GAMES:															
				76	H	Miami (FL)	60 72	90	N	Central Ark.	47 53				
				82	A	North Carolina	52 59	154	H	Jacksonville St.	53 45				
				44	A	Virginia	41 70	291	H	Prairie View	64 58				
				6	H	Florida St.	47 69	165	A	Louisiana Tech	55 47				
				66	A	Georgia Tech	33 66	329	H	Charleston So.	66 30				
				288	A	FIU	67 65	81	A	Nebraska	67 66				

C  
l  
e  
m  
s  
o  
n

Non-Div I Games:

Clemson

Cleveland and St.

Cleveland and St.					Through Games Of Jan. 14, 2018							
Average RPI	Win:	227	WON-LOST	WINNING	LAST 10	STRENGTH OF	OPP. STRENGTH	TEAM	ADJ.	CONF.	ADJ CONF.	
Average RPI	Loss:	70	RECORD	PCT. RANK	GAMES	SCHEDULE	OF SCHEDULE	RPI	RPI	RPI	RPI	
DIV. I ONLY		11- 6		90	6- 4	131	211	106	106	11	11	
DIV. I NON-CONF.		8- 3		65	5- 1	180	196	86	86	10	10	
-----												
TOTALS		RPI 1-25		RPI 26-50		W-L RECORDS		RPI 51-100		RPI 101-150		RPI 150+
11- 6		0- 1		0- 1		OVERALL		1- 3		1- 1		9- 0
7- 2		0- 0		0- 1		HOME		1- 1		0- 0		6- 0
3- 3		0- 1		0- 0		AWAY		0- 2		0- 0		3- 0
1- 1		0- 0		0- 0		NEUTRAL		0- 0		1- 1		0- 0
8- 3		0- 0		0- 1		NON-CONFERENCE		1- 1		1- 1		6- 0
4- 1		0- 0		0- 1		HOME		1- 0		0- 0		3- 0
3- 1		0- 0		0- 0		AWAY		0- 1		0- 0		3- 0
1- 1		0- 0		0- 0		NEUTRAL		0- 0		1- 1		0- 0
3- 3		0- 1		0- 0		CONFERENCE		0- 2		0- 0		3- 0
3- 1		0- 0		0- 0		HOME		0- 1		0- 0		3- 0
0- 2		0- 1		0- 0		AWAY		0- 1		0- 0		0- 0
0- 0		0- 0		0- 0		NEUTRAL		0- 0		0- 0		0- 0

RPI 1-25				RPI 26-50				RPI 51-100				RPI 101+ Team's RPI: 106			
RPI	S	Opponent	Score	RPI	S	Opponent	Score	RPI	S	Opponent	Score	RPI	S	Opponent	Score
12	A	Green Bay	43 69	40	H	Ball St.	64 76	67	A	Toledo	56 65	121	N	Saint Louis	64 80
								85	H	Ohio	71 64	142	N	Louisiana	54 45
								88	H	IUPUI	64 77	154	H	Oakland	70 62
								92	A	Milwaukee	72 79	175	A	Bradley	67 65
												199	A	Niagara	70 61
												224	H	Eastern Mich.	77 65
												247	A	Illinois St.	56 47
												287	H	Detroit Mercy	75 50
												318	H	Marshall	85 76
												334	H	Ill.-Chicago	70 67
												335	H	Eastern Ill.	77 69
-----															
LAST 12 Division I GAMES:															
12	A	Green Bay	43 69	175	A	Bradley	67 65	247	A	Illinois St.	56 47				
92	A	Milwaukee	72 79	67	A	Toledo	56 65	85	H	Ohio	71 64				
334	H	Ill.-Chicago	70 67	88	H	IUPUI	64 77	199	A	Niagara	70 61				
287	H	Detroit Mercy	75 50	335	H	Eastern Ill.	77 69								
154	H	Oakland	70 62												

Non-Div I Games:

Cleveland and St.

Cleveland and St.

Average RPI Win:	266	WON-LOST	WINNING	LAST 10	STRENGTH OF	OPP. STRENGTH	TEAM	ADJ.	CONF.	ADJ CONF.
Average RPI Loss:	179	RECORD	PCT. RANK	GAMES	SCHEDULE	OF SCHEDULE	RPI	RPI	RPI	RPI
DIV. I ONLY	8- 7	148	7- 3	330	248	285	285	24	24	
DIV. I NON-CONF.	4- 5	202	3- 3	302	237	301	301	24	24	
-----										
TOTALS	RPI 1-25	RPI 26-50	W-L RECORDS	RPI 51-100	RPI 101-150	RPI 150+				
8- 7	0- 1	0- 0	OVERALL	0- 1	1- 1	7- 4				
8- 2	0- 0	0- 0	HOME	0- 0	1- 0	7- 2				
0- 2	0- 0	0- 0	AWAY	0- 0	0- 1	0- 1				
0- 3	0- 1	0- 0	NEUTRAL	0- 1	0- 0	0- 1				
4- 5	0- 1	0- 0	NON-CONFERENCE	0- 1	0- 0	4- 3				
4- 2	0- 0	0- 0	HOME	0- 0	0- 0	4- 2				
0- 0	0- 0	0- 0	AWAY	0- 0	0- 0	0- 0				
0- 3	0- 1	0- 0	NEUTRAL	0- 1	0- 0	0- 1				
4- 2	0- 0	0- 0	CONFERENCE	0- 0	1- 1	3- 1				
4- 0	0- 0	0- 0	HOME	0- 0	1- 0	3- 0				
0- 2	0- 0	0- 0	AWAY	0- 0	0- 1	0- 1				
0- 0	0- 0	0- 0	NEUTRAL	0- 0	0- 0	0- 0				

RPI 1-25				RPI 26-50				RPI 51-100				RPI 101+				Team's RPI: 285
RPI	S	Opponent	Score	RPI	S	Opponent	Score	RPI	S	Opponent	Score	RPI	S	Opponent	Score	
20	N	Syracuse	57 <b>69</b>					81	N	Nebraska	47 <b>55</b>	137	H	Texas St.	65 64	
												142	A	Louisiana	55 <b>59</b>	
												179	H	UT Arlington	89 76	
												207	N	North Texas	34 <b>50</b>	
												228	H	Col. of Charleston	70 <b>72</b>	
												241	H	UNCG	54 <b>60</b>	
												268	H	UNCW	57 41	
												274	H	Wofford	67 51	
												294	H	Fort Wayne	67 58	
												309	H	Georgia St.	64 49	
												331	H	Ga. Southern	54 51	
												337	A	La.-Monroe	56 <b>62</b>	
												338	H	N.C. Central	68 65	
-----																
LAST 12 Division I GAMES:																
309	H	Georgia St.	64 49	274	H	Wofford	67 51									
331	H	Ga. Southern	54 51	20	N	Syracuse	57 <b>69</b>									
142	A	Louisiana	55 <b>59</b>	338	H	N.C. Central	68 65									
337	A	La.-Monroe	56 <b>62</b>	294	H	Fort Wayne	67 58									
137	H	Texas St.	65 64	228	H	Col. of Charleston	70 <b>72</b>									
179	H	UT Arlington	89 76	81	N	Nebraska	47 <b>55</b>									

Non-Div I Games: Lees-McRae 73 47 Allen 93 49

Coastal Caro.

Average RPI Win:	261	WON-LOST	WINNING	LAST 10	STRENGTH OF	OPP. STRENGTH	TEAM	ADJ.	CONF.	ADJ CONF.
Average RPI Loss:	148	RECORD	PCT. RANK	GAMES	SCHEDULE	OF SCHEDULE	RPI	RPI	RPI	RPI
DIV. I ONLY	5- 12	274	3- 7	109	296	228	228	10	10	
DIV. I NON-CONF.	4- 7	226	3- 3	126	250	208	208	12	12	
-----										
TOTALS	RPI 1-25	RPI 26-50	W-L RECORDS	RPI 51-100	RPI 101-150	RPI 150+				
5- 12	0- 1	0- 2	OVERALL	0- 1	0- 2	5- 6				
2- 6	0- 0	0- 0	HOME	0- 1	0- 2	2- 3				
3- 6	0- 1	0- 2	AWAY	0- 0	0- 0	3- 3				
0- 0	0- 0	0- 0	NEUTRAL	0- 0	0- 0	0- 0				
4- 7	0- 1	0- 2	NON-CONFERENCE	0- 0	0- 1	4- 3				
2- 3	0- 0	0- 0	HOME	0- 0	0- 1	2- 2				
2- 4	0- 1	0- 2	AWAY	0- 0	0- 0	2- 1				
0- 0	0- 0	0- 0	NEUTRAL	0- 0	0- 0	0- 0				
1- 5	0- 0	0- 0	CONFERENCE	0- 1	0- 1	1- 3				
0- 3	0- 0	0- 0	HOME	0- 1	0- 1	0- 1				
1- 2	0- 0	0- 0	AWAY	0- 0	0- 0	1- 2				
0- 0	0- 0	0- 0	NEUTRAL	0- 0	0- 0	0- 0				

RPI 1-25				RPI 26-50				RPI 51-100				RPI 101+ Team's RPI: 228			
RPI	S	Opponent	Score	RPI	S	Opponent	Score	RPI	S	Opponent	Score	RPI	S	Opponent	Score
14	A	South Carolina	43 69	33	A	Michigan St.	43 107	100	H	Del aware	59 68	103	H	Wake Forest	40 77
				45	A	Central Mich.	58 79					134	H	William & Mary	54 68
												167	A	Furman	58 72
												203	A	Northeastern	37 59
												205	A	North Florida	73 69
												215	A	Hofstra	60 65
												215	H	Hofstra	60 75
												264	H	Lipscomb	85 69
												270	H	Campbell	45 53
												274	H	Wofford	59 51
												279	A	Towson	80 67
												282	H	Appalachian St.	70 76
												285	A	Coastal Caro.	72 70
-----															
LAST 12 Division I GAMES:															
215	A	Hofstra	60 65	103	H	Wake Forest	40 77								
203	A	Northeastern	37 59	274	H	Wofford	59 51								
100	H	Del aware	59 68	205	A	North Florida	73 69								
215	H	Hofstra	60 75	14	A	South Carolina	43 69								
279	A	Towson	80 67	285	A	Coastal Caro.	72 70								
134	H	William & Mary	54 68	282	H	Appalachian St.	70 76								

Non-Div I Games:

Col. of Charleston

C  
o  
l  
g  
a  
t  
e

Colgate				Through Games Of Jan. 14, 2018							
Average RPI	Win:	307	WON-LOST	WINNING	LAST 10	STRENGTH OF	OPP. STRENGTH	TEAM	ADJ.	CONF.	ADJ CONF.
Average RPI	Loss:	149	RECORD	PCT. RANK	GAMES	SCHEDULE	OF SCHEDULE	RPI	RPI	RPI	RPI
DIV. I ONLY		4- 13	291	1- 9		151	320	256	256	15	15
DIV. I NON-CONF.		4- 7	226	2- 4		220	327	239	239	18	18
-----											
TOTALS	RPI 1-25		RPI 26-50		W-L RECORDS	RPI 51-100		RPI 101-150		RPI 150+	
4- 13	0- 2		0- 0		OVERALL	0- 2		0- 2		4- 7	
1- 6	0- 0		0- 0		HOME	0- 1		0- 1		1- 4	
3- 7	0- 2		0- 0		AWAY	0- 1		0- 1		3- 3	
0- 0	0- 0		0- 0		NEUTRAL	0- 0		0- 0		0- 0	
4- 7	0- 2		0- 0		NON-CONFERENCE	0- 0		0- 2		4- 3	
1- 3	0- 0		0- 0		HOME	0- 0		0- 1		1- 2	
3- 4	0- 2		0- 0		AWAY	0- 0		0- 1		3- 1	
0- 0	0- 0		0- 0		NEUTRAL	0- 0		0- 0		0- 0	
0- 6	0- 0		0- 0		CONFERENCE	0- 2		0- 0		0- 4	
0- 3	0- 0		0- 0		HOME	0- 1		0- 0		0- 2	
0- 3	0- 0		0- 0		AWAY	0- 1		0- 0		0- 2	
0- 0	0- 0		0- 0		NEUTRAL	0- 0		0- 0		0- 0	

RPI 1-25				RPI 26-50				RPI 51-100				RPI 101+ Team's RPI: 256			
RPI	S	Opponent	Score	RPI	S	Opponent	Score	RPI	S	Opponent	Score	RPI	S	Opponent	Score
20	A	Syracuse	39 79					68	H	American	55 77	104	H	Brown	73 83
24	A	Arizona St.	54 65					89	A	Navy	54 70	119	A	Yale	56 82
												159	A	Bucknell	57 77
												183	H	Boston U.	49 62
												199	H	Niagara	44 81
												200	H	Siena	70 73
												233	H	Holy Cross	64 71
												243	A	Lafayette	48 63
												279	A	Towson	65 61
												284	A	Cornell	74 70
												292	A	Fairleigh Dickinson	51 61
												316	A	Canisius	70 63
												349	H	UMass Lowell	84 64
-----															
LAST 12 Division I GAMES:															
159	A	Bucknell	57 77	199	H	Niagara	44 81								
183	H	Boston U.	49 62	104	H	Brown	73 83								
89	A	Navy	54 70	20	A	Syracuse	39 79								
243	A	Lafayette	48 63	349	H	UMass Lowell	84 64								
68	H	American	55 77	200	H	Siena	70 73								
233	H	Holy Cross	64 71	279	A	Towson	65 61								

Non-Div I Games:

Colgate

C  
o  
l  
g  
a  
t  
e

Average RPI	Win: 209	WON-LOST RECORD	WINNING PCT. RANK	LAST 10 GAMES	STRENGTH OF SCHEDULE	OPP. STRENGTH OF SCHEDULE	TEAM RPI	ADJ. RPI	CONF. RPI	ADJ CONF. RPI
Average RPI	Loss: 50									
DIV. I ONLY	10- 6	107	4- 5	152	51	113	113	4	4	
DIV. I NON-CONF.	8- 2	45	4- 1	196	166	74	74	3	3	
-----										
TOTALS	RPI 1-25	RPI 26-50	W-L RECORDS	RPI 51-100	RPI 101-150	RPI 150+				
10- 6	0- 2	0- 1	OVERALL	1- 3	2- 0	7- 0				
6- 4	0- 2	0- 1	HOME	1- 1	1- 0	4- 0				
4- 2	0- 0	0- 0	AWAY	0- 2	1- 0	3- 0				
0- 0	0- 0	0- 0	NEUTRAL	0- 0	0- 0	0- 0				
8- 2	0- 0	0- 0	NON-CONFERENCE	1- 2	1- 0	6- 0				
5- 1	0- 0	0- 0	HOME	1- 1	1- 0	3- 0				
3- 1	0- 0	0- 0	AWAY	0- 1	0- 0	3- 0				
0- 0	0- 0	0- 0	NEUTRAL	0- 0	0- 0	0- 0				
2- 4	0- 2	0- 1	CONFERENCE	0- 1	1- 0	1- 0				
1- 3	0- 2	0- 1	HOME	0- 0	0- 0	1- 0				
1- 1	0- 0	0- 0	AWAY	0- 1	1- 0	0- 0				
0- 0	0- 0	0- 0	NEUTRAL	0- 0	0- 0	0- 0				

RPI 1-25				RPI 26-50				RPI 51-100				RPI 101+ Team's RPI: 113			
RPI	S	Opponent	Score	RPI	S	Opponent	Score	RPI	S	Opponent	Score	RPI	S	Opponent	Score
11	H	UCLA	55 93	34	H	Southern Cal i forn i a	51 86	51	A	Washington St.	75 89	114	H	George Mason	76 61
24	H	Ari zona St.	47 72					76	H	Mi ami (FL)	67 61	122	A	Washi ngton	66 61
								82	A	North Carol i na	80 87	170	A	Samford	71 60
								99	H	Dartmouth	75 81	174	A	Colorado St.	70 67
												222	H	Fla. Atlantic	76 69
												266	H	North Dakota St.	108 59
												286	H	Ari zona	79 60
												310	A	Ai r Force	68 43
												345	H	Mi ssi ssi ppi Val .	85 48
-----															
LAST 12 Di vi si on I GAMES:															
11	H	UCLA	55 93	310	A	Ai r Force	68 43								
34	H	Southern Cal i forn i a	51 86	99	H	Dartmouth	75 81								
122	A	Washi ngton	66 61	174	A	Colorado St.	70 67								
51	A	Washi ngton St.	75 89	266	H	North Dakota St.	108 59								
286	H	Ari zona	79 60	114	H	George Mason	76 61								
24	H	Ari zona St.	47 72	345	H	Mi ssi ssi ppi Val .	85 48								

Non-Di v I Games: Westminster (MO) 106 47

Colorado



Average RPI	Win: 211	WON-LOST	WINNING	LAST 10	STRENGTH OF	OPP. STRENGTH	TEAM	ADJ.	CONF.	ADJ CONF.
Average RPI	Loss: 130	RECORD	PCT. RANK	GAMES	SCHEDULE	OF SCHEDULE	RPI	RPI	RPI	RPI
DIV. I ONLY	10- 6	107	6- 4	203	167	174	174	16	16	
DIV. I NON-CONF.	7- 3	74	5- 1	156	158	123	123	16	16	
-----										
TOTALS	RPI 1-25	RPI 26-50	W-L RECORDS	RPI 51-100	RPI 101-150	RPI 150+				
10- 6	0- 0	1- 1	OVERALL	1- 1	1- 1	7- 3				
7- 5	0- 0	0- 1	HOME	1- 1	1- 1	5- 2				
3- 1	0- 0	1- 0	AWAY	0- 0	0- 0	2- 1				
0- 0	0- 0	0- 0	NEUTRAL	0- 0	0- 0	0- 0				
7- 3	0- 0	1- 1	NON-CONFERENCE	1- 0	1- 1	4- 1				
5- 3	0- 0	0- 1	HOME	1- 0	1- 1	3- 1				
2- 0	0- 0	1- 0	AWAY	0- 0	0- 0	1- 0				
0- 0	0- 0	0- 0	NEUTRAL	0- 0	0- 0	0- 0				
3- 3	0- 0	0- 0	CONFERENCE	0- 1	0- 0	3- 2				
2- 2	0- 0	0- 0	HOME	0- 1	0- 0	2- 1				
1- 1	0- 0	0- 0	AWAY	0- 0	0- 0	1- 1				
0- 0	0- 0	0- 0	NEUTRAL	0- 0	0- 0	0- 0				

RPI 1-25				RPI 26-50				RPI 51-100				RPI 101+ Team's RPI: 174			
RPI	S	Opponent	Score	RPI	S	Opponent	Score	RPI	S	Opponent	Score	RPI	S	Opponent	Score
				36	H	Oklahoma	46 78	58	H	Wyoming	49 53	113	H	Colorado	67 70
				38	A	Northern Colo.	55 44	65	H	Gonzaga	65 49	130	H	BYU	56 54
												177	H	Boise St.	58 62
												196	A	Fresno St.	45 56
												198	H	Idaho	69 83
												212	A	Denver	61 56
												231	H	Morgan St.	60 44
												249	A	San Diego St.	65 63
												259	H	San Jose St.	63 48
												291	H	Prairie View	71 59
												298	H	Utah St.	56 45
												338	H	N. C. Central	85 48
LAST 12 Division I GAMES:															
				58	H	Wyoming	49 53	231	H	Morgan St.	60 44				
				298	H	Utah St.	56 45	291	H	Prairie View	71 59				
				196	A	Fresno St.	45 56	38	A	Northern Colo.	55 44				
				249	A	San Diego St.	65 63	113	H	Colorado	67 70				
				259	H	San Jose St.	63 48	130	H	BYU	56 54				
				177	H	Boise St.	58 62	212	A	Denver	61 56				

Non-Div I Games: Eastern N.M. 75 35

Colorado St.

Columbia				Through Games Of Jan. 14, 2018							
Average RPI	Win:	227	WON-LOST	WINNING	LAST 10	STRENGTH OF	OPP. STRENGTH	TEAM	ADJ.	CONF.	ADJ CONF.
Average RPI	Loss:	106	RECORD	PCT. RANK	GAMES	SCHEDULE	OF SCHEDULE	RPI	RPI	RPI	RPI
DIV. I ONLY			6- 11	256	4- 6	80	173	181	181	9	9
DIV. I NON-CONF.			6- 9	214	4- 6	124	184	180	180	9	9
-----											
TOTALS	RPI 1-25			RPI 26-50		W-L RECORDS		RPI 51-100		RPI 101-150	RPI 150+
6- 11	0- 3			0- 3		OVERALL		0- 0		1- 2	5- 3
3- 2	0- 0			0- 1		HOME		0- 0		1- 0	2- 1
3- 6	0- 0			0- 2		AWAY		0- 0		0- 2	3- 2
0- 3	0- 3			0- 0		NEUTRAL		0- 0		0- 0	0- 0
6- 9	0- 3			0- 2		NON-CONFERENCE		0- 0		1- 2	5- 2
3- 2	0- 0			0- 1		HOME		0- 0		1- 0	2- 1
3- 4	0- 0			0- 1		AWAY		0- 0		0- 2	3- 1
0- 3	0- 3			0- 0		NEUTRAL		0- 0		0- 0	0- 0
0- 2	0- 0			0- 1		CONFERENCE		0- 0		0- 0	0- 1
0- 0	0- 0			0- 0		HOME		0- 0		0- 0	0- 0
0- 2	0- 0			0- 1		AWAY		0- 0		0- 0	0- 1
0- 0	0- 0			0- 0		NEUTRAL		0- 0		0- 0	0- 0

RPI 1-25				RPI 26-50				RPI 51-100				RPI 101+ Team's RPI: 181			
RPI	S	Opponent	Score	RPI	S	Opponent	Score	RPI	S	Opponent	Score	RPI	S	Opponent	Score
3	N	Mississippi St.	54 90	29	H	Buffalo	63 65					123	A	Rice	44 67
12	N	Green Bay	43 61	47	A	Princeton	47 69					138	A	Hampton	58 60
24	N	Arizona St.	48 72	48	A	Houston	53 77					148	H	Saint Francis (PA)	94 81
												161	A	Providence	73 64
												162	A	Penn	51 70
												171	H	Boston College	68 60
												215	H	Hofstra	75 53
												232	H	Richmond	79 85
												322	A	Vermont	73 66
												344	A	UMBC	60 44
												349	A	UMass Lowell	70 77
LAST 12 Division I GAMES:															
162	A	Penn	51 70	29	H	Buffalo	63 65	148	H	Saint Francis (PA)	94 81	344	A	UMBC	60 44
47	A	Princeton	47 69					171	H	Boston College	68 60				
138	A	Hampton	58 60					24	N	Arizona St.	48 72				
123	A	Rice	44 67					3	N	Mississippi St.	54 90				
48	A	Houston	53 77												
215	H	Hofstra	75 53												

Non-Di v I Games:

Col umbi a

Average RPI Win:	310	WON-LOST	WINNING	LAST 10	STRENGTH OF	OPP. STRENGTH	TEAM	ADJ.	CONF.	ADJ CONF.
Average RPI Loss:	177	RECORD	PCT. RANK	GAMES	SCHEDULE	OF SCHEDULE	RPI	RPI	RPI	RPI
DIV. I ONLY	3- 13	306	2- 8	250	298	319	319	31	31	
DIV. I NON-CONF.	1- 11	331	0- 8	146	243	305	305	31	31	
-----										
TOTALS	RPI 1-25	RPI 26-50	W-L RECORDS	RPI 51-100	RPI 101-150	RPI 150+				
3- 13	0- 2	0- 2	OVERALL	0- 0	0- 1	3- 8				
3- 1	0- 0	0- 1	HOME	0- 0	0- 0	3- 0				
0- 10	0- 0	0- 0	AWAY	0- 0	0- 0	0- 2				
0- 2	0- 1	0- 0	NEUTRAL	0- 0	0- 0	0- 1				
1- 11	0- 2	0- 2	NON-CONFERENCE	0- 0	0- 1	1- 6				
1- 1	0- 0	0- 1	HOME	0- 0	0- 0	1- 0				
0- 8	0- 1	0- 1	AWAY	0- 0	0- 1	0- 5				
0- 2	0- 1	0- 0	NEUTRAL	0- 0	0- 0	0- 1				
2- 2	0- 0	0- 0	CONFERENCE	0- 0	0- 0	2- 2				
2- 0	0- 0	0- 0	HOME	0- 0	0- 0	2- 0				
0- 2	0- 0	0- 0	AWAY	0- 0	0- 0	0- 2				
0- 0	0- 0	0- 0	NEUTRAL	0- 0	0- 0	0- 0				

RPI 1-25				RPI 26-50				RPI 51-100				RPI 101+ Team's RPI: 319			
RPI	S	Opponent	Score	RPI	S	Opponent	Score	RPI	S	Opponent	Score	RPI	S	Opponent	Score
15	N	Missouri	50 73	32	A	West Virginia	43 101					110	A	Middle Tenn.	39 69
17	A	Baylor	54 100	37	H	Maryland	49 113					178	A	SFA	59 72
												195	A	Charlotte	49 78
												197	A	Norfolk St.	57 71
												230	N	Manhattan	56 74
												253	H	Mt. St. Mary's	68 54
												306	A	VCU	47 62
												317	A	Old Dominion	67 75
												329	A	Charleston So.	58 72
												336	H	Florida A&M	62 56
												338	A	N.C. Central	52 60
												342	H	Savannah St.	66 57
LAST 12 Division I GAMES:															
338	A	N.C. Central	52 60	32	A	West Virginia	43 101					110	A	Middle Tenn.	39 69
336	H	Florida A&M	62 56					195	A	Charlotte	49 78				
342	H	Savannah St.	66 57					317	A	Old Dominion	67 75				
197	A	Norfolk St.	57 71					230	N	Manhattan	56 74				
37	H	Maryland	49 113					15	N	Missouri	50 73				
306	A	VCU	47 62												

Non-Div I Games:

Coppin St.

Average RPI Win: 312  
Average RPI Loss: 164

WON-LOST  
RECORD

WINNING  
PCT. RANK

LAST 10  
GAMES

STRENGTH OF  
SCHEDULE

OPP. STRENGTH  
OF SCHEDULE

TEAM  
RPI

ADJ.  
RPI

CONF.  
RPI

ADJ CONF.  
RPI

DIV. I ONLY	4- 11	282	3- 7	270	308	284	284	9	9
DIV. I NON-CONF.	4- 9	249	4- 6	316	322	303	303	9	9
<hr/>									
TOTALS	RPI 1-25	RPI 26-50	W-L RECORDS	RPI 51-100	RPI 101-150	RPI 150+			
4- 11	0- 0	0- 1	OVERALL	0- 1	0- 2	4- 7			
1- 5	0- 0	0- 0	HOME	0- 0	0- 1	1- 4			
3- 6	0- 0	0- 1	AWAY	0- 1	0- 1	3- 3			
0- 0	0- 0	0- 0	NEUTRAL	0- 0	0- 0	0- 0			
4- 9	0- 0	0- 0	NON-CONFERENCE	0- 1	0- 2	4- 6			
1- 5	0- 0	0- 0	HOME	0- 0	0- 1	1- 4			
3- 4	0- 0	0- 0	AWAY	0- 1	0- 1	3- 2			
0- 0	0- 0	0- 0	NEUTRAL	0- 0	0- 0	0- 0			
0- 2	0- 0	0- 1	CONFERENCE	0- 0	0- 0	0- 1			
0- 0	0- 0	0- 0	HOME	0- 0	0- 0	0- 0			
0- 2	0- 0	0- 1	AWAY	0- 0	0- 0	0- 1			
0- 0	0- 0	0- 0	NEUTRAL	0- 0	0- 0	0- 0			

RPI 1-25				RPI 26-50				RPI 51-100				RPI 101+ Team's RPI: 284			
RPI	S	Opponent	Score	RPI	S	Opponent	Score	RPI	S	Opponent	Score	RPI	S	Opponent	Score
				47	A	Princeton	54 75					60	A	Drexel	39 61
												139	A	New Hampshire	45 48
												147	H	Binghamton	58 66
												154	H	Oakland	77 79
												162	A	Penn	48 68
												163	A	Pittsburgh	39 51
												172	H	Lehigh	57 62
												236	H	Stony Brook	48 40
												243	H	Lafayette	58 59
												256	H	Colgate	70 74
												257	A	Loyola Maryland	63 78
												316	A	Canisius	67 59
												346	A	NJIT	61 46
												349	A	UMass Lowell	71 53
LAST 12 Division I GAMES:															
				47	A	Princeton	54 75	147	H	Binghamton	58 66				
				162	A	Penn	48 68	154	H	Oakland	77 79				
				346	A	NJIT	61 46	236	H	Stony Brook	48 40				
				349	A	UMass Lowell	71 53	243	H	Lafayette	58 59				
				139	A	New Hampshire	45 48	316	A	Canisius	67 59				
				60	A	Drexel	39 61	172	H	Lehigh	57 62				

Cornell

Cornell

Non-Div I Games:

Cornell

Creighton					Through Games Of Jan. 14, 2018						
Average RPI	Win:	128	WON-LOST	WINNING	LAST 10	STRENGTH OF	OPP. STRENGTH	TEAM	ADJ.	CONF.	ADJ CONF.
Average RPI	Loss:	46	RECORD	PCT. RANK	GAMES	SCHEDULE	OF SCHEDULE	RPI	RPI	RPI	RPI
DIV. I ONLY	10- 7	119	6- 4	21	8	55	55	6	6		
DIV. I NON-CONF.	6- 4	121	3- 2	30	15	47	47	5	5		
-----											
TOTALS	RPI 1-25		RPI 26-50		W-L RECORDS	RPI 51-100		RPI 101-150		RPI 150+	
10- 7	1- 3		1- 2		OVERALL	2- 0		1- 2		5- 0	
6- 3	1- 2		1- 1		HOME	0- 0		0- 0		4- 0	
4- 2	0- 0		0- 1		AWAY	2- 0		1- 1		1- 0	
0- 2	0- 1		0- 0		NEUTRAL	0- 0		0- 1		0- 0	
6- 4	0- 2		1- 0		NON-CONFERENCE	1- 0		1- 2		3- 0	
3- 1	0- 1		1- 0		HOME	0- 0		0- 0		2- 0	
3- 1	0- 0		0- 0		AWAY	1- 0		1- 1		1- 0	
0- 2	0- 1		0- 0		NEUTRAL	0- 0		0- 1		0- 0	
4- 3	1- 1		0- 2		CONFERENCE	1- 0		0- 0		2- 0	
3- 2	1- 1		0- 1		HOME	0- 0		0- 0		2- 0	
1- 1	0- 0		0- 1		AWAY	1- 0		0- 0		0- 0	
0- 0	0- 0		0- 0		NEUTRAL	0- 0		0- 0		0- 0	
-----											
RPI 1-25				RPI 26-50				Team's RPI: 55		RPI 101+	
RPI	S	Opponent	Score	RPI	S	Opponent	Score	RPI	S	Opponent	Score
6	H	Florida St.	82 92	26	H	DePaul	54 82	81	A	Nebraska	64 49
11	N	UCLA	63 72	31	A	St. John's (NY)	65 72	98	A	Seton Hall	68 51
13	H	Villanova	69 54	39	H	South Dakota St.	72 65				
18	H	Marquette	77 92								
-----											
LAST 12 Division I GAMES:											
161	H	Providence	73 56	13	H	Villanova	69 54				
26	H	DePaul	54 82	6	H	Florida St.	82 92				
18	H	Marquette	77 92	39	H	South Dakota St.	72 65				
31	A	St. John's (NY)	65 72	221	A	Omaha	72 51				
98	A	Seton Hall	68 51	124	A	Drake	108 100				
169	H	Georgetown	69 58	11	N	UCLA	63 72				
-----											
RPI 1-25				RPI 101+							
RPI	S	Opponent	Score	RPI	S	Opponent	Score	RPI	S	Opponent	Score
108	A	South Dakota	68 73	108	A	South Dakota	68 73				
122	N	Washington	64 67	122	N	Washington	64 67				
124	A	Drake	108 100	124	A	Drake	108 100				
161	H	Providence	73 56	161	H	Providence	73 56				
169	H	Georgetown	69 58	169	H	Georgetown	69 58				
185	H	Wichita St.	66 61	185	H	Wichita St.	66 61				
188	H	UNI	89 78	188	H	UNI	89 78				
221	A	Omaha	72 51	221	A	Omaha	72 51				

Non-Div I Games:

Creighton

Average RPI	Win:	215	WON-LOST	WINNING	LAST 10	STRENGTH OF	OPP. STRENGTH	TEAM	ADJ.	CONF.	ADJ CONF.
Average RPI	Loss:	94	RECORD	PCT. RANK	GAMES	SCHEDULE	OF SCHEDULE	RPI	RPI	RPI	RPI
DIV. I ONLY		9- 5		99	5- 5	153	178	99	99	9	9
DIV. I NON-CONF.		8- 5		111	6- 5	177	205	108	108	9	9
-----											
TOTALS	RPI 1-25		RPI 26-50		W-L RECORDS	RPI 51-100		RPI 101-150		RPI 150+	
9- 5	0- 1		0- 1		OVERALL	0- 1		3- 1		6- 1	
6- 1	0- 0		0- 0		HOME	0- 1		2- 0		4- 0	
3- 4	0- 1		0- 1		AWAY	0- 0		1- 1		2- 1	
0- 0	0- 0		0- 0		NEUTRAL	0- 0		0- 0		0- 0	
8- 5	0- 1		0- 1		NON-CONFERENCE	0- 1		2- 1		6- 1	
5- 1	0- 0		0- 0		HOME	0- 1		1- 0		4- 0	
3- 4	0- 1		0- 1		AWAY	0- 0		1- 1		2- 1	
0- 0	0- 0		0- 0		NEUTRAL	0- 0		0- 0		0- 0	
1- 0	0- 0		0- 0		CONFERENCE	0- 0		1- 0		0- 0	
1- 0	0- 0		0- 0		HOME	0- 0		1- 0		0- 0	
0- 0	0- 0		0- 0		AWAY	0- 0		0- 0		0- 0	
0- 0	0- 0		0- 0		NEUTRAL	0- 0		0- 0		0- 0	

RPI 1-25				RPI 26-50				RPI 51-100 Team's RPI: 99				RPI 101+			
RPI	S	Opponent	Score	RPI	S	Opponent	Score	RPI	S	Opponent	Score	RPI	S	Opponent	Score
5	A	Ohio St.	70 103	50	A	Albany (NY)	61 76	93	H	Maine	51 64	101	H	Harvard	63 56
												113	A	Colorado	81 75
												139	H	New Hampshire	57 49
												147	A	Binghamton	64 80
												171	H	Boston College	68 57
												173	A	Army West Point	56 71
												184	A	Marist	60 51
												233	A	Holy Cross	76 74
												322	H	Vermont	66 56
												325	H	Rhode Island	70 54
												346	H	NJIT	81 50
-----															
LAST 12 Division I GAMES:															
101	H	Harvard	63 56	93	H	Maine	51 64	139	H	New Hampshire	57 49				
147	A	Binghamton	64 80	184	A	Marist	60 51	173	A	Army West Point	56 71				
50	A	Albany (NY)	61 76	346	H	NJIT	81 50	325	H	Rhode Island	70 54				
233	A	Holy Cross	76 74												
5	A	Ohio St.	70 103												
113	A	Colorado	81 75												

Non-Div I Games:

Dartmouth

Average RPI	Win:	248	WON-LOST	WINNING	LAST 10	STRENGTH OF	OPP. STRENGTH	TEAM	ADJ.	CONF.	ADJ CONF.
Average RPI	Loss:	89	RECORD	PCT. RANK	GAMES	SCHEDULE	OF SCHEDULE	RPI	RPI	RPI	RPI
DIV. I ONLY		7- 11		233	4- 6	57	226	136	136	13	13
DIV. I NON-CONF.		5- 8		220	2- 5	62	203	141	141	13	13
<hr/>											
TOTALS	RPI 1-25		RPI 26-50		W-L RECORDS	RPI 51-100		RPI 101-150		RPI 150+	
7- 11	0- 0		0- 2		OVERALL	0- 5		1- 3		6- 1	
3- 4	0- 0		0- 1		HOME	0- 2		0- 1		3- 0	
4- 7	0- 0		0- 1		AWAY	0- 3		1- 2		3- 1	
0- 0	0- 0		0- 0		NEUTRAL	0- 0		0- 0		0- 0	
5- 8	0- 0		0- 2		NON-CONFERENCE	0- 3		1- 2		4- 1	
2- 3	0- 0		0- 1		HOME	0- 1		0- 1		2- 0	
3- 5	0- 0		0- 1		AWAY	0- 2		1- 1		2- 1	
0- 0	0- 0		0- 0		NEUTRAL	0- 0		0- 0		0- 0	
2- 3	0- 0		0- 0		CONFERENCE	0- 2		0- 1		2- 0	
1- 1	0- 0		0- 0		HOME	0- 1		0- 0		1- 0	
1- 2	0- 0		0- 0		AWAY	0- 1		0- 1		1- 0	
0- 0	0- 0		0- 0		NEUTRAL	0- 0		0- 0		0- 0	

RPI	S	Opponent	Score	RPI	S	Opponent	Score	RPI	S	Opponent	Score	RPI	S	Opponent	Score	Team's RPI: 136
27	A	NC State	49 73	52	A	UCF	54 62	112	A	High Point	82 74					
47	H	Princeton	57 63	62	A	Fordham	58 66	114	A	George Mason	61 74					
				69	H	Duquesne	54 79	134	A	William & Mary	55 73					
				74	A	Mercer	54 69	145	H	Gardner-Webb	65 70					
				86	H	Elon	58 75	167	A	Furman	62 65					
								195	H	Charlotte	68 66					
								232	A	Richmond	68 65					
								265	H	UNC Asheville	58 50					
								282	A	Appalachian St.	59 57					
								325	H	Rhode Island	77 67					
								328	A	Western Caro.	70 57					
<hr/>																
LAST 12 Division I GAMES:																
232	A	Richmond	68 65	195	H	Charlotte	68 66									
62	A	Fordham	58 66	112	A	High Point	82 74									
325	H	Rhode Island	77 67	145	H	Gardner-Webb	65 70									
69	H	Duquesne	54 79	86	H	Elon	58 75									
114	A	George Mason	61 74	74	A	Mercer	54 69									
52	A	UCF	54 62	134	A	William & Mary	55 73									

Non-Div I Games:

Davidson

Average RPI Win: 189

Average RPI Loss: 36

WON-LOST  
RECORDWINNING  
PCT. RANKLAST 10  
GAMESSTRENGTH OF  
SCHEDULEOPP. STRENGTH  
OF SCHEDULETEAM  
RPIADJ.  
RPICONF.  
RPIADJ CONF.  
RPIDIV. I ONLY  
DIV. I NON-CONF.12- 4  
7- 450  
1027- 3  
3- 4164  
7682  
6177  
7677  
7613  
1313  
13

TOTALS

RPI 1-25

RPI 26-50

W-L RECORDS

RPI 51-100

RPI 101-150

RPI 150+

12- 4

0- 2

1- 1

OVERALL

1- 1

3- 0

7- 0

7- 1

0- 1

1- 0

HOME

1- 0

1- 0

4- 0

2- 2

0- 0

0- 1

AWAY

0- 1

0- 0

2- 0

3- 1

0- 1

0- 0

NEUTRAL

0- 0

2- 0

1- 0

7- 4

0- 2

1- 1

NON-CONFERENCE

1- 1

2- 0

3- 0

4- 1

0- 1

1- 0

HOME

1- 0

0- 0

2- 0

0- 2

0- 0

0- 1

AWAY

0- 1

0- 0

0- 0

3- 1

0- 1

0- 0

NEUTRAL

0- 0

2- 0

1- 0

5- 0

0- 0

0- 0

CONFERENCE

0- 0

1- 0

4- 0

3- 0

0- 0

0- 0

HOME

0- 0

1- 0

2- 0

2- 0

0- 0

0- 0

AWAY

0- 0

0- 0

2- 0

0- 0

0- 0

0- 0

NEUTRAL

0- 0

0- 0

0- 0

RPI 1-25

RPI 26-50

RPI 51-100 Team's RPI: 77

RPI 101+

RPI	S	Opponent	Score
12	H	Green Bay	64 75
22	N	South Fla.	87 93

RPI	S	Opponent	Score
43	A	Qui nni pi ac	66 72
44	H	Vi rgi ni a	61 46

RPI	S	Opponent	Score
67	A	To le do	50 68
87	H	James Madi son	82 54

RPI	S	Opponent	Score
101	N	Harvard	72 66
121	H	Saint Loui s	101 76
125	N	Tul ane	71 65
156	A	Saint Joseph' s	65 59
187	A	La Salle	76 47
223	H	St. Bonaventure	80 59
231	H	Morgan St.	88 52
325	H	Rhode Island	116 58
326	H	Ark. -Pi ne Bl uff	81 43
345	N	Mi ssi ssi ppi Val .	65 46

LAST 12 Di vi si on I GAMES:

121	H	Saint Loui s	101 76
223	H	St. Bonaventure	80 59
156	A	Saint Joseph' s	65 59
325	H	Rhode Island	116 58
187	A	La Salle	76 47
345	N	Mi ssi ssi ppi Val .	65 46

22	N	South Fla.	87 93
87	H	James Madi son	82 54
12	H	Green Bay	64 75
43	A	Qui nni pi ac	66 72
326	H	Ark. -Pi ne Bl uff	81 43
67	A	To le do	50 68

D  
a  
y  
t  
o  
nD  
a  
y  
t  
o  
n

Non-Di v I Games:

Dayton

Loss, 
 Non-Conf, 
 S Site, 
 H Home 
 A Away 
 N Neutral



DePaul

DePaul				Through Games Of Jan. 14, 2018							
Average RPI	Win:	128	WON-LOST	WINNING	LAST 10	STRENGTH OF	OPP. STRENGTH	TEAM	ADJ.	CONF.	ADJ CONF.
Average RPI	Loss:	17	RECORD	PCT. RANK	GAMES	SCHEDULE	OF SCHEDULE	RPI	RPI	RPI	RPI
DIV. I ONLY			14- 5	54	8- 2	26	3	26	26	6	6
DIV. I NON-CONF.			8- 4	87	3- 2	27	4	44	44	5	5
-----											
TOTALS		RPI 1-25	RPI 26-50		W-L RECORDS		RPI 51-100		RPI 101-150		RPI 150+
14- 5		0- 3	2- 2		OVERALL		5- 0		2- 0		5- 0
9- 2		0- 1	2- 1		HOME		3- 0		2- 0		2- 0
3- 2		0- 2	0- 0		AWAY		1- 0		0- 0		2- 0
2- 1		0- 0	0- 1		NEUTRAL		1- 0		0- 0		1- 0
8- 4		0- 2	1- 2		NON-CONFERENCE		2- 0		1- 0		4- 0
5- 2		0- 1	1- 1		HOME		1- 0		1- 0		2- 0
1- 1		0- 1	0- 0		AWAY		0- 0		0- 0		1- 0
2- 1		0- 0	0- 1		NEUTRAL		1- 0		0- 0		1- 0
6- 1		0- 1	1- 0		CONFERENCE		3- 0		1- 0		1- 0
4- 0		0- 0	1- 0		HOME		2- 0		1- 0		0- 0
2- 1		0- 1	0- 0		AWAY		1- 0		0- 0		1- 0
0- 0		0- 0	0- 0		NEUTRAL		0- 0		0- 0		0- 0

RPI 1-25				RPI 26-50				Team's RPI: 26				RPI 51-100				RPI 101+			
RPI	S	Opponent	Score	RPI	S	Opponent	Score	RPI	S	Opponent	Score	RPI	S	Opponent	Score	RPI	S	Opponent	Score
1	H	UConn	69 103	28	N	FGCU	84 89	55	A	Creighton	82 54	121	H	Saint Louis	86 78				
2	A	Notre Dame	82 91	31	H	St. John's (NY)	76 67	65	N	Gonzaga	88 71	135	H	Xavier	79 48				
18	A	Marquette	81 93	36	H	Oklahoma	111 108	78	H	Butler	87 65	157	N	Memphis	81 67				
				38	H	Northern Colo.	88 94	88	H	IUPUI	85 71	161	A	Providence	71 48				
								98	H	Seton Hall	89 66	168	A	Northwestern	92 63				
												280	H	Loyola Chi cago	88 47				
												312	H	Del aware St.	110 71				
-----																			
LAST 12 Division I GAMES:																			
				78	H	Butler	87 65	98	H	Seton Hall	89 66								
				135	H	Xavier	79 48	88	H	IUPUI	85 71								
				55	A	Creighton	82 54	2	A	Notre Dame	82 91								
				161	A	Providence	71 48	168	A	Northwestern	92 63								
				18	A	Marquette	81 93	1	H	UConn	69 103								
				31	H	St. John's (NY)	76 67	280	H	Loyol a Chi cago	88 47								

Non-Div I Games:

DePaul

DePaul

Delaware

Delaware				Through Games Of Jan. 14, 2018							
Average RPI	Win:	206	WON-LOST	WINNING	LAST 10	STRENGTH OF	OPP. STRENGTH	TEAM	ADJ.	CONF.	ADJ CONF.
Average RPI	Loss:	129	RECORD	PCT. RANK	GAMES	SCHEDULE	OF SCHEDULE	RPI	RPI	RPI	RPI
DIV. I ONLY			11- 5	78	8- 2	209	176	100	100	10	10
DIV. I NON-CONF.			7- 4	102	5- 2	247	163	134	134	12	12
-----											
TOTALS	RPI 1-25		RPI 26-50		W-L RECORDS	RPI 51-100		RPI 101-150		RPI 150+	
11- 5	0- 0		0- 2		OVERALL	3- 1		0- 0		8- 2	
5- 1	0- 0		0- 0		HOME	2- 0		0- 0		3- 1	
5- 3	0- 0		0- 2		AWAY	1- 1		0- 0		4- 0	
1- 1	0- 0		0- 0		NEUTRAL	0- 0		0- 0		1- 1	
7- 4	0- 0		0- 2		NON-CONFERENCE	2- 0		0- 0		5- 2	
3- 1	0- 0		0- 0		HOME	1- 0		0- 0		2- 1	
3- 2	0- 0		0- 2		AWAY	1- 0		0- 0		2- 0	
1- 1	0- 0		0- 0		NEUTRAL	0- 0		0- 0		1- 1	
4- 1	0- 0		0- 0		CONFERENCE	1- 1		0- 0		3- 0	
2- 0	0- 0		0- 0		HOME	1- 0		0- 0		1- 0	
2- 1	0- 0		0- 0		AWAY	0- 1		0- 0		2- 0	
0- 0	0- 0		0- 0		NEUTRAL	0- 0		0- 0		0- 0	

RPI 1-25				RPI 26-50				RPI 51-100				Team's RPI: 100				RPI 101+			
RPI	S	Opponent	Score	RPI	S	Opponent	Score	RPI	S	Opponent	Score	RPI	S	Opponent	Score	RPI	S	Opponent	Score
				29	A	Buffalo	73 87	60	A	Drexel	53 74	173	A	Army West Point	70 59				
				47	A	Princeton	60 78	68	H	American	72 56	183	H	Boston U.	79 85				
								86	H	Elon	80 66	215	A	Hofstra	58 51				
								91	A	Hartford	72 63	223	A	St. Bonaventure	53 52				
												228	A	Col. of Charleston	68 59				
												257	H	Loyola Maryland	71 38				
												279	H	Towson	51 49				
												312	H	Delaware St.	84 49				
												327	N	Saint Peter's	87 90				
												335	N	Eastern Ill.	66 37				
-----																			
LAST 12 Division I GAMES:																			
				279	H	Towson	51 49	312	H	Delaware St.	84 49								
				215	A	Hofstra	58 51	173	A	Army West Point	70 59								
				228	A	Col. of Charleston	68 59	47	A	Princeton	60 78								
				86	H	Elon	80 66	223	A	St. Bonaventure	53 52								
				60	A	Drexel	53 74	335	N	Eastern Ill.	66 37								
				257	H	Loyola Maryland	71 38	327	N	Saint Peter's	87 90								

Non-Div I Games:

Delaware

Delaware

Average RPI Win:	346	WON-LOST	WINNING	LAST 10	STRENGTH OF	OPP. STRENGTH	TEAM	ADJ.	CONF.	ADJ CONF.
Average RPI Loss:	148	RECORD	PCT. RANK	GAMES	SCHEDULE	OF SCHEDULE	RPI	RPI	RPI	RPI
DIV. I ONLY	2- 15	328	1- 9	187	216	312	312	31	31	
DIV. I NON-CONF.	1- 12	335	0- 8	75	143	283	283	31	31	
<hr/>										
TOTALS	RPI 1-25	RPI 26-50	W-L RECORDS	RPI 51-100	RPI 101-150	RPI 150+				
2- 15	0- 0	0- 2	OVERALL	0- 4	0- 3	2- 6				
2- 5	0- 0	0- 0	HOME	0- 1	0- 1	2- 3				
0- 8	0- 0	0- 0	AWAY	0- 0	0- 1	0- 2				
0- 2	0- 0	0- 0	NEUTRAL	0- 1	0- 1	0- 0				
1- 12	0- 0	0- 2	NON-CONFERENCE	0- 4	0- 2	1- 4				
1- 3	0- 0	0- 0	HOME	0- 1	0- 1	1- 1				
0- 7	0- 0	0- 2	AWAY	0- 2	0- 0	0- 3				
0- 2	0- 0	0- 0	NEUTRAL	0- 1	0- 1	0- 0				
1- 3	0- 0	0- 0	CONFERENCE	0- 0	0- 1	1- 2				
1- 2	0- 0	0- 0	HOME	0- 0	0- 0	1- 2				
0- 1	0- 0	0- 0	AWAY	0- 0	0- 1	0- 0				
0- 0	0- 0	0- 0	NEUTRAL	0- 0	0- 0	0- 0				

RPI	S	Opponent	Score	RPI	S	Opponent	Score	RPI	S	Opponent	Score	RPI	S	Opponent	Score	Team's RPI: 312
26	A	DePaul	71 110	60	H	Drexel	52 73	138	A	Hampton	62 66	144	H	Robert Morris	42 65	
35	A	Michigan	36 105	96	N	Ole Miss	58 110	149	N	Stetson	43 58	158	A	Temple	72 96	
				97	A	Kansas	49 81	187	H	La Salle	48 71	209	A	Florida	51 85	
				100	A	Delaware	49 84	222	A	Fla. Atlantic	67 90	255	H	N. C. A&T	48 66	
								338	H	N. C. Central	67 74	343	H	South Carolina St.	58 44	
								348	H	Longwood	60 56					
<hr/>																
LAST 12 Division I GAMES:																
138	A	Hampton	62 66	209	A	Florida	51 85									
255	H	N. C. A&T	48 66	35	A	Michigan	36 105									
343	H	South Carolina St.	58 44	187	H	La Salle	48 71									
338	H	N. C. Central	67 74	100	A	Delaware	49 84									
149	N	Stetson	43 58	144	H	Robert Morris	42 65									
222	A	Fla. Atlantic	67 90	60	H	Drexel	52 73									

Non-Div I Games:

Delaware St.

Average RPI Win:	295	WON-LOST	WINNING	LAST 10	STRENGTH OF	OPP. STRENGTH	TEAM	ADJ.	CONF.	ADJ CONF.
Average RPI Loss:	92	RECORD	PCT. RANK	GAMES	SCHEDULE	OF SCHEDULE	RPI	RPI	RPI	RPI
DIV. I ONLY	10- 8	144	6- 4	303	204	212	212	14	14	
DIV. I NON-CONF.	8- 6	143	5- 3	320	247	226	226	14	14	
-----										
TOTALS	RPI 1-25	RPI 26-50	W-L RECORDS	RPI 51-100	RPI 101-150	RPI 150+				
10- 8	0- 0	0- 2	OVERALL	0- 2	0- 3	10- 1				
3- 4	0- 0	0- 2	HOME	0- 1	0- 0	3- 1				
6- 2	0- 0	0- 0	AWAY	0- 1	0- 1	6- 0				
1- 2	0- 0	0- 0	NEUTRAL	0- 0	0- 2	1- 0				
8- 6	0- 0	0- 1	NON-CONFERENCE	0- 2	0- 2	8- 1				
2- 3	0- 0	0- 1	HOME	0- 1	0- 0	2- 1				
5- 1	0- 0	0- 0	AWAY	0- 1	0- 0	5- 0				
1- 2	0- 0	0- 0	NEUTRAL	0- 0	0- 2	1- 0				
2- 2	0- 0	0- 1	CONFERENCE	0- 0	0- 1	2- 0				
1- 1	0- 0	0- 1	HOME	0- 0	0- 0	1- 0				
1- 1	0- 0	0- 0	AWAY	0- 0	0- 1	1- 0				
0- 0	0- 0	0- 0	NEUTRAL	0- 0	0- 0	0- 0				

RPI 1-25				RPI 26-50				RPI 51-100				RPI 101+				Team's RPI: 212	
RPI	S	Opponent	Score	RPI	S	Opponent	Score	RPI	S	Opponent	Score	RPI	S	Opponent	Score		
38	H	Northern Colo.	63 71	58	H	Wyoming	51 61	108	A	South Dakota	51 79	120	N	Miami (OH)	52 69		
39	H	South Dakota St.	58 69					68	A	American	53 66	128	N	Liberty	69 82		
												174	H	Colorado St.	56 61		
												224	N	Eastern Mich.	60 54		
												266	H	North Dakota St.	98 79		
												278	A	UMKC	77 68		
												294	A	Fort Wayne	73 55		
												298	A	Utah St.	74 72		
												303	H	Utah Valley	72 53		
												307	A	Cal St. Fullerton	83 58		
												310	A	Air Force	75 54		
												324	H	Northern Ariz.	80 73		
												344	A	UMBC	70 48		
LAST 12 Division I GAMES:																	
266	H	North Dakota St.	98 79	128	N	Liberty	69 82										
39	H	South Dakota St.	58 69	298	A	Utah St.	74 72										
294	A	Fort Wayne	73 55	68	A	American	53 66										
303	H	Utah Valley	72 53	344	A	UMBC	70 48										
108	A	South Dakota	51 79	324	H	Northern Ariz.	80 73										
278	A	UMKC	77 68	174	H	Colorado St.	56 61										

Non-Div I Games: Chadron St. 99 55

Denver

Average RPI Win:	334	WON-LOST	WINNING	LAST 10	STRENGTH OF	OPP. STRENGTH	TEAM	ADJ.	CONF.	ADJ CONF.
Average RPI Loss:	130	RECORD	PCT. RANK	GAMES	SCHEDULE	OF SCHEDULE	RPI	RPI	RPI	RPI
DIV. I ONLY	1- 16	344	1- 9	119	156	287	287	11	11	
DIV. I NON-CONF.	0- 11	337	0- 6	80	76	293	293	10	10	
-----										
TOTALS	RPI 1-25	RPI 26-50	W-L RECORDS	RPI 51-100	RPI 101-150	RPI 150+				
1- 16	0- 0	0- 2	OVERALL	0- 4	0- 6	1- 4				
0- 7	0- 0	0- 2	HOME	0- 2	0- 1	0- 2				
1- 7	0- 0	0- 0	AWAY	0- 2	0- 4	1- 1				
0- 2	0- 0	0- 0	NEUTRAL	0- 0	0- 1	0- 1				
0- 11	0- 0	0- 2	NON-CONFERENCE	0- 2	0- 5	0- 2				
0- 5	0- 0	0- 2	HOME	0- 1	0- 1	0- 1				
0- 4	0- 0	0- 0	AWAY	0- 1	0- 3	0- 0				
0- 2	0- 0	0- 0	NEUTRAL	0- 0	0- 1	0- 1				
1- 5	0- 0	0- 0	CONFERENCE	0- 2	0- 1	1- 2				
0- 2	0- 0	0- 0	HOME	0- 1	0- 0	0- 1				
1- 3	0- 0	0- 0	AWAY	0- 1	0- 1	1- 1				
0- 0	0- 0	0- 0	NEUTRAL	0- 0	0- 0	0- 0				

RPI	S	Opponent	Score	RPI	S	Opponent	Score	RPI	S	Opponent	Score	RPI	S	Opponent	Score	Team's RPI: 287
33	H	Michigan St.	60 97	67	H	Toledo	64 81	106	A	Cleveland St.	50 75					
35	H	Michigan	50 86	79	A	Western Mi ch.	62 74	118	A	Kent St.	74 82					
				84	H	Wright St.	60 88	120	A	Miami (OH)	64 91					
				88	A	IUPUI	62 90	126	N	Clemson	44 72					
								131	H	Bowling Green	81 85					
								141	A	Illinois	65 73					
								207	N	North Texas	57 63					
								224	H	Eastern Mi ch.	76 78					
								261	A	Youngstown St.	59 76					
								262	H	Northern Ky.	67 78					
								334	A	Ill. -Chi cago	61 58					
-----																
LAST 12 Division I GAMES:																
334	A	Ill. -Chi cago	61 58	67	H	Toledo	64 81	224	H	Eastern Mi ch.	76 78					
88	A	IUPUI	62 90	141	A	Illinois	65 73	35	H	Michigan	50 86					
84	H	Wright St.	60 88	79	A	Western Mi ch.	62 74	118	A	Kent St.	74 82					
262	H	Northern Ky.	67 78													
106	A	Cleveland St.	50 75													
261	A	Youngstown St.	59 76													

Non-Div I Games:

Detroit Mercy

Average RPI Win: 218

Average RPI Loss: 54

WON-LOST  
RECORDWINNING  
PCT. RANKLAST 10  
GAMESSTRENGTH OF  
SCHEDULEOPP. STRENGTH  
OF SCHEDULETEAM  
RPIADJ.  
RPICONF.  
RPIADJ CONF.  
RPIDIV. I ONLY  
DIV. I NON-CONF.10- 7  
4- 7119  
2266- 3  
1- 4125  
19127  
52124  
137124  
13723  
2023  
20

TOTALS

RPI 1-25

RPI 26-50

W-L RECORDS

RPI 51-100

RPI 101-150

RPI 150+

10- 7

0- 2

0- 1

OVERALL

1- 3

2- 1

7- 0

7- 3

0- 0

0- 1

HOME

1- 2

1- 0

5- 0

2- 3

0- 2

0- 0

AWAY

0- 1

1- 0

1- 0

1- 1

0- 0

0- 0

NEUTRAL

0- 0

0- 1

1- 0

4- 7

0- 2

0- 1

NON-CONFERENCE

1- 3

1- 1

2- 0

3- 3

0- 0

0- 1

HOME

1- 2

1- 0

1- 0

0- 3

0- 2

0- 0

AWAY

0- 1

0- 0

0- 0

1- 1

0- 0

0- 0

NEUTRAL

0- 0

0- 1

1- 0

6- 0

0- 0

0- 0

CONFERENCE

0- 0

1- 0

5- 0

4- 0

0- 0

0- 0

HOME

0- 0

0- 0

4- 0

2- 0

0- 0

0- 0

AWAY

0- 0

1- 0

1- 0

0- 0

0- 0

0- 0

NEUTRAL

0- 0

0- 0

0- 0

RPI 1-25

RPI 26-50

RPI 51-100

RPI 101+

Team's RPI: 124

RPI	S	Opponent	Score
7	A	Oregon	77 110
25	A	Iowa	66 79

RPI	S	Opponent	Score
39	H	South Dakota St.	78 85

RPI	S	Opponent	Score
55	H	Creighton	100 108
58	A	Wyoming	61 75
81	H	Nebraska	84 89
92	H	Milwaukee	77 73

RPI	S	Opponent	Score
114	N	George Mason	75 87
116	A	Missouri St.	80 68
128	H	Liberty	96 68
160	H	Iowa St.	83 80
165	A	Southern Ill.	75 64
246	H	Valparaiso	86 50
280	H	Loyola Chicago	72 46
299	H	Indiana St.	85 64
345	N	Mississippi Val.	96 60
347	H	Evansville	107 66

LAST 12 Division I GAMES:

347	H	Evansville	107 66	25	A	Iowa	66 79
299	H	Indiana St.	85 64	39	H	South Dakota St.	78 85
165	A	Southern Ill.	75 64	81	H	Nebraska	84 89
116	A	Missouri St.	80 68	55	H	Creighton	100 108
280	H	Loyola Chicago	72 46	160	H	Iowa St.	83 80
246	H	Valparaiso	86 50	345	N	Mississippi Val.	96 60

Non-Div I Games: Iowa Wesleyan 102 25

Drake

Loss, Non-Conf, S Site, H Home A Away N Neutral

Average RPI	Win:	195	WON-LOST	WINNING	LAST 10	STRENGTH OF	OPP. STRENGTH	TEAM	ADJ.	CONF.	ADJ CONF.
Average RPI	Loss:	55	RECORD	PCT. RANK	GAMES	SCHEDULE	OF SCHEDULE	RPI	RPI	RPI	RPI
DIV. I ONLY		12- 5		69	8- 2	79	135	60	60	10	10
DIV. I NON-CONF.		8- 4		87	6- 1	130	88	67	67	12	12
-----											
TOTALS	RPI 1-25		RPI 26-50		W-L RECORDS	RPI 51-100		RPI 101-150		RPI 150+	
12- 5	0- 1		0- 1		OVERALL	2- 3		1- 0		9- 0	
7- 0	0- 0		0- 0		HOME	1- 0		0- 0		6- 0	
4- 3	0- 1		0- 0		AWAY	0- 2		1- 0		3- 0	
1- 2	0- 0		0- 1		NEUTRAL	1- 1		0- 0		0- 0	
8- 4	0- 1		0- 1		NON-CONFERENCE	1- 2		0- 0		7- 0	
4- 0	0- 0		0- 0		HOME	0- 0		0- 0		4- 0	
3- 2	0- 1		0- 0		AWAY	0- 1		0- 0		3- 0	
1- 2	0- 0		0- 1		NEUTRAL	1- 1		0- 0		0- 0	
4- 1	0- 0		0- 0		CONFERENCE	1- 1		1- 0		2- 0	
3- 0	0- 0		0- 0		HOME	1- 0		0- 0		2- 0	
1- 1	0- 0		0- 0		AWAY	0- 1		1- 0		0- 0	
0- 0	0- 0		0- 0		NEUTRAL	0- 0		0- 0		0- 0	

RPI 1-25				RPI 26-50				RPI 51-100				RPI 101+			
RPI	S	Opponent	Score	RPI	S	Opponent	Score	RPI	S	Opponent	Score	RPI	S	Opponent	Score
20	A	Syracuse	62 72	32	N	West Virginia	42 75	54	N	Virginia Tech	67 79	134	A	William & Mary	65 58
								78	N	Butler	76 62	156	A	Saint Joseph's	65 58
								83	A	Penn St.	70 84	159	H	Bucknell	63 54
								87	A	James Madison	48 56	187	H	La Salle	79 54
								100	H	Delaware	74 53	199	A	Niagara	66 65
												215	H	Hofstra	47 38
												243	H	Lafayette	52 37
												268	H	UNCW	68 42
												284	H	Cornell	61 39
												312	A	Delaware St.	73 52
-----															
LAST 12 Division I GAMES:															
268	H	UNCW	68 42	156	A	Saint Joseph's	65 58	20	A	Syracuse	62 72	199	A	Niagara	66 65
87	A	James Madison	48 56	20	A	Syracuse	62 72	312	A	Delaware St.	73 52	243	H	Lafayette	52 37
134	A	William & Mary	65 58	199	A	Niagara	66 65	243	H	Lafayette	52 37	78	N	Butler	76 62
215	H	Hofstra	47 38	312	A	Delaware St.	73 52								
100	H	Delaware	74 53												
284	H	Cornell	61 39												

Non-Div I Games:

Drexel

Average RPI	Win:	147	WON-LOST	WINNING	LAST 10	STRENGTH OF	OPP. STRENGTH	TEAM	ADJ.	CONF.	ADJ CONF.
Average RPI	Loss:	27	RECORD	PCT. RANK	GAMES	SCHEDULE	OF SCHEDULE	RPI	RPI	RPI	RPI
DIV. I ONLY		14- 4		37	8- 2	36	31	19	19	1	1
DIV. I NON-CONF.		11- 2		24	6- 1	109	59	26	26	1	1
-----											
TOTALS	RPI 1-25		RPI 26-50		W-L RECORDS	RPI 51-100		RPI 101-150		RPI 150+	
14- 4	1- 3		2- 0		OVERALL	3- 1		3- 0		5- 0	
11- 0	1- 0		2- 0		HOME	3- 0		2- 0		3- 0	
3- 4	0- 3		0- 0		AWAY	0- 1		1- 0		2- 0	
0- 0	0- 0		0- 0		NEUTRAL	0- 0		0- 0		0- 0	
11- 2	1- 2		0- 0		NON-CONFERENCE	3- 0		2- 0		5- 0	
9- 0	1- 0		0- 0		HOME	3- 0		2- 0		3- 0	
2- 2	0- 2		0- 0		AWAY	0- 0		0- 0		2- 0	
0- 0	0- 0		0- 0		NEUTRAL	0- 0		0- 0		0- 0	
3- 2	0- 1		2- 0		CONFERENCE	0- 1		1- 0		0- 0	
2- 0	0- 0		2- 0		HOME	0- 0		0- 0		0- 0	
1- 2	0- 1		0- 0		AWAY	0- 1		1- 0		0- 0	
0- 0	0- 0		0- 0		NEUTRAL	0- 0		0- 0		0- 0	

RPI	S	Opponent	Score	RPI	S	Opponent	Score	RPI	S	Opponent	Score	RPI	S	Opponent	Score
4	A	Louisville	60 66	27	H	NC State	69 56	58	H	Wyoming	63 40	103	A	Wake Forest	80 67
5	H	Ohio St.	69 60	44	H	Virginia	55 48	73	H	Oregon St.	72 65	112	H	High Point	77 50
13	A	Villanova	55 64					76	A	Miami (FL)	48 51	128	H	Liberty	68 51
14	A	South Carolina	52 72					93	H	Maine	69 39	241	H	UNCG	85 54
												242	A	Grand Canyon	74 61
												269	H	Presbyterian	79 45
												317	A	Old Dominion	84 51
												341	H	Winthrop	101 30
-----															
LAST 12 Division I GAMES:															
44	H	Virginia	55 48	58	H	Wyoming	63 40	93	H	Maine	69 39	341	H	Winthrop	101 30
103	A	Wake Forest	80 67	27	H	NC State	69 56	241	H	UNCG	85 54	14	A	South Carolina	52 72
4	A	Louisville	60 66	76	A	Miami (FL)	48 51	5	H	Ohio St.	69 60				
128	H	Liberty	68 51												

Non-Div I Games:

Duke



Duquesne				Through Games Of Jan. 14, 2018							
Average RPI	Win:	197	WON-LOST	WINNING	LAST 10	STRENGTH OF	OPP. STRENGTH	TEAM	ADJ.	CONF.	ADJ CONF.
Average RPI	Loss:	113	RECORD	PCT. RANK	GAMES	SCHEDULE	OF SCHEDULE	RPI	RPI	RPI	RPI
DIV. I ONLY		14- 3	24	9- 1	245	76	69	69	13	13	
DIV. I NON-CONF.		10- 3	51	7- 1	225	49	68	68	13	13	
-----											
TOTALS	RPI 1-25		RPI 26-50		W-L RECORDS	RPI 51-100	RPI 101-150		RPI 150+		
14- 3	0- 1		2- 0		OVERALL	1- 0	3- 1		8- 1		
7- 0	0- 0		1- 0		HOME	1- 0	1- 0		4- 0		
6- 2	0- 0		1- 0		AWAY	0- 0	2- 1		3- 1		
1- 1	0- 1		0- 0		NEUTRAL	0- 0	0- 0		1- 0		
10- 3	0- 1		2- 0		NON-CONFERENCE	1- 0	1- 1		6- 1		
6- 0	0- 0		1- 0		HOME	1- 0	1- 0		3- 0		
3- 2	0- 0		1- 0		AWAY	0- 0	0- 1		2- 1		
1- 1	0- 1		0- 0		NEUTRAL	0- 0	0- 0		1- 0		
4- 0	0- 0		0- 0		CONFERENCE	0- 0	2- 0		2- 0		
1- 0	0- 0		0- 0		HOME	0- 0	0- 0		1- 0		
3- 0	0- 0		0- 0		AWAY	0- 0	2- 0		1- 0		
0- 0	0- 0		0- 0		NEUTRAL	0- 0	0- 0		0- 0		

RPI 1-25				RPI 26-50				RPI 51-100 Team's RPI: 69				RPI 101+			
RPI	S	Opponent	Score	RPI	S	Opponent	Score	RPI	S	Opponent	Score	RPI	S	Opponent	Score
1	N	UConn	52 104	44	A	Virginia	74 63	67	H	Toledo	73 54	102	A	George Washington	54 53
				45	H	Central Mich.	64 61					136	A	Davidson	79 54
												143	A	ETSU	77 81
												148	H	Saint Francis (PA)	87 68
												163	A	Pittsburgh	66 53
												195	A	Charlotte	72 75
												229	H	Akron	66 60
												255	N	N.C. A&T	73 60
												290	H	Massachusetts	60 57
												293	H	Central Conn. St.	83 58
												306	A	VCU	70 51
												332	H	Iona	80 59
												341	A	Winthrop	81 54
-----															
LAST 12 Division I GAMES:															
102	A	George Washington	54 53	229	H	Akron	66 60								
306	A	VCU	70 51	67	H	Toledo	73 54								
136	A	Davidson	79 54	293	H	Central Conn. St.	83 58								
290	H	Massachusetts	60 57	148	H	Saint Francis (PA)	87 68								
1	N	UConn	52 104	44	A	Virginia	74 63								
45	H	Central Mich.	64 61	255	N	N.C. A&T	73 60								

Non-Div I Games:

Duquesne

Average RPI Win:	238	WON-LOST	WINNING	LAST 10	STRENGTH OF	OPP. STRENGTH	TEAM	ADJ.	CONF.	ADJ CONF.
Average RPI Loss:	64	RECORD	PCT. RANK	GAMES	SCHEDULE	OF SCHEDULE	RPI	RPI	RPI	RPI
DIV. I ONLY	9- 8	158	5- 4	172	68	143	143	17	17	
DIV. I NON-CONF.	6- 8	209	2- 6	141	35	158	158	17	17	
-----										
TOTALS	RPI 1-25	RPI 26-50	W-L RECORDS	RPI 51-100	RPI 101-150	RPI 150+				
9- 8	0- 2	0- 3	OVERALL	2- 2	0- 0	7- 1				
6- 2	0- 0	0- 1	HOME	2- 0	0- 0	4- 1				
3- 3	0- 1	0- 2	AWAY	0- 0	0- 0	3- 0				
0- 3	0- 1	0- 0	NEUTRAL	0- 2	0- 0	0- 0				
6- 8	0- 2	0- 3	NON-CONFERENCE	1- 2	0- 0	5- 1				
3- 2	0- 0	0- 1	HOME	1- 0	0- 0	2- 1				
3- 3	0- 1	0- 2	AWAY	0- 0	0- 0	3- 0				
0- 3	0- 1	0- 0	NEUTRAL	0- 2	0- 0	0- 0				
3- 0	0- 0	0- 0	CONFERENCE	1- 0	0- 0	2- 0				
3- 0	0- 0	0- 0	HOME	1- 0	0- 0	2- 0				
0- 0	0- 0	0- 0	AWAY	0- 0	0- 0	0- 0				
0- 0	0- 0	0- 0	NEUTRAL	0- 0	0- 0	0- 0				

RPI 1-25				RPI 26-50				RPI 51-100				RPI 101+ Team's RPI: 143			
RPI	S	Opponent	Score	RPI	S	Opponent	Score	RPI	S	Opponent	Score	RPI	S	Opponent	Score
2	N	Notre Dame	46 77	27	A	NC State	58 70	51	N	Washington St.	76 80	152	H	Cincinnati	87 77
9	A	Tennessee	49 87	33	H	Michigan St.	74 83	69	H	Duquesne	81 77	241	H	UNCG	60 52
				48	A	Houston	69 88	79	N	Western Mi ch.	79 87	262	H	Northern Ky.	45 57
								95	H	Chattanooga	65 58	282	A	Appalachian St.	70 57
												314	A	Murray St.	96 68
												321	H	Tennessee Tech	74 55
												328	H	Western Caro.	66 50
												341	A	Winthrop	74 63
-----															
LAST 12 Division I GAMES:															
				95	H	Chattanooga	65 58	48	A	Houston	69 88				
				241	H	UNCG	60 52	341	A	Winthrop	74 63				
				328	H	Western Caro.	66 50	314	A	Murray St.	96 68				
				262	H	Northern Ky.	45 57	79	N	Western Mi ch.	79 87				
				33	H	Michigan St.	74 83	51	N	Washington St.	76 80				
				27	A	NC State	58 70	2	N	Notre Dame	46 77				

Non-Div I Games: North Greenville 90 67

ETSU

Average RPI Win:	267	WON-LOST	WINNING	LAST 10	STRENGTH OF	OPP. STRENGTH	TEAM	ADJ.	CONF.	ADJ CONF.
Average RPI Loss:	159	RECORD	PCT. RANK	GAMES	SCHEDULE	OF SCHEDULE	RPI	RPI	RPI	RPI
DIV. I ONLY	9- 9	165	5- 5	280	230	248	248	8	8	
DIV. I NON-CONF.	8- 5	111	6- 1	327	334	258	258	7	7	
-----										
TOTALS	RPI 1-25	RPI 26-50	W-L RECORDS	RPI 51-100	RPI 101-150	RPI 150+				
9- 9	0- 1	0- 0	OVERALL	0- 0	0- 2	9- 6				
7- 4	0- 1	0- 0	HOME	0- 0	0- 1	7- 2				
1- 3	0- 0	0- 0	AWAY	0- 0	0- 0	1- 0				
1- 2	0- 0	0- 0	NEUTRAL	0- 0	0- 1	1- 1				
8- 5	0- 0	0- 0	NON-CONFERENCE	0- 0	0- 2	8- 3				
6- 2	0- 0	0- 0	HOME	0- 0	0- 1	6- 1				
1- 1	0- 0	0- 0	AWAY	0- 0	0- 0	1- 1				
1- 2	0- 0	0- 0	NEUTRAL	0- 0	0- 1	1- 1				
1- 4	0- 1	0- 0	CONFERENCE	0- 0	0- 0	1- 3				
1- 2	0- 1	0- 0	HOME	0- 0	0- 0	1- 1				
0- 2	0- 0	0- 0	AWAY	0- 0	0- 0	0- 2				
0- 0	0- 0	0- 0	NEUTRAL	0- 0	0- 0	0- 0				

RPI 1-25				RPI 26-50				RPI 51-100				RPI 101+ Team's RPI: 248			
RPI	S	Opponent	Score	RPI	S	Opponent	Score	RPI	S	Opponent	Score	RPI	S	Opponent	Score
1	H	UConn	35 96									134	H	William & Mary	65 71
												140	N	UTEP	79 93
												152	H	Cincinnati	54 66
												154	N	Jacksonville St.	73 82
												157	A	Memphis	36 72
												176	H	Tulsa	73 67
												191	A	SMU	51 65
												195	H	Charlotte	58 55
												197	H	Norfolk St.	51 46
												232	H	Richmond	64 65
												268	A	UNCW	62 66
												276	N	Rider	66 63
												281	H	UMES	64 54
												283	A	Kennesaw St.	66 56
												311	H	USC Upstate	66 53
												338	H	N. C. Central	73 61
												342	H	Savannah St.	103 37
-----															
LAST 12 Division I GAMES:															
191	A	SMU	51 65	342	H	Savannah St.	103 37								
176	H	Tulsa	73 67	140	N	UTEP	79 93								
157	A	Memphis	36 72	338	H	N. C. Central	73 61								
1	H	UConn	35 96	283	A	Kennesaw St.	66 56								
152	H	Cincinnati	54 66	197	H	Norfolk St.	51 46								
281	H	UMES	64 54	195	H	Charlotte	58 55								

Non-Div I Games:

East Carolina

Average RPI Win: 344		WON-LOST	WINNING	LAST 10	STRENGTH OF		OPP. STRENGTH	TEAM	ADJ.	CONF.	ADJ CONF.
Loss: 185		RECORD	PCT. RANK	GAMES	SCHEDULE		OF SCHEDULE	RPI	RPI	RPI	RPI
DIV. I ONLY		2- 15	328	1- 9	225		342	335	335	26	26
DIV. I NON-CONF.		1- 10	327	0- 6	203		294	332	332	27	27
TOTALS		RPI 1-25	RPI 26-50	W-L RECORDS		RPI 51-100	RPI 101-150	RPI 150+			
2- 15	0- 0		0- 0	OVERALL		0- 3	0- 2	2- 10			
2- 5	0- 0		0- 0	HOME		0- 1	0- 1	2- 3			
0- 9	0- 0		0- 0	AWAY		0- 1	0- 1	0- 7			
0- 1	0- 0		0- 0	NEUTRAL		0- 1	0- 0	0- 0			
1- 10	0- 0		0- 0	NON-CONFERENCE		0- 2	0- 2	1- 6			
1- 4	0- 0		0- 0	HOME		0- 0	0- 1	1- 3			
0- 5	0- 0		0- 0	AWAY		0- 1	0- 1	0- 3			
0- 1	0- 0		0- 0	NEUTRAL		0- 1	0- 0	0- 0			
1- 5	0- 0		0- 0	CONFERENCE		0- 1	0- 0	1- 4			
1- 1	0- 0		0- 0	HOME		0- 1	0- 0	1- 0			
0- 4	0- 0		0- 0	AWAY		0- 0	0- 0	0- 4			
0- 0	0- 0		0- 0	NEUTRAL		0- 0	0- 0	0- 0			

RPI 1-25				RPI 26-50				RPI 51-100				RPI 101+				Team's RPI: 335	
RPI	S	Opponent	Score	RPI	S	Opponent	Score	RPI	S	Opponent	Score	RPI	S	Opponent	Score		
								71	H	Belmont	58	86	106	A	Cleveland St.	69	77
								84	A	Wright St.	46	81	107	H	Northern Ill.	64	93
								100	N	Delaware	37	66	156	A	Saint Joseph's	62	80
													168	A	Northwestern	40	74
													175	H	Bradley	52	67
													207	H	North Texas	61	63
													213	A	Morehead St.	81	89
													237	A	Austin Peay	59	69
													246	H	Valparaiso	67	76
													294	A	Fort Wayne	77	93
													297	A	Eastern Ky.	51	67
													314	A	Murray St.	61	72
													340	H	Tennessee St.	66	59
													347	H	Evansville	79	52
LAST 12 Division I GAMES:																	
				71	H	Belmont	58	86	168	A	Northwestern	40	74				
				340	H	Tennessee St.	66	59	207	H	North Texas	61	63				
				297	A	Eastern Ky.	51	67	246	H	Valparaiso	67	76				
				213	A	Morehead St.	81	89	294	A	Fort Wayne	77	93				
				237	A	Austin Peay	59	69	175	H	Bradley	52	67				
				314	A	Murray St.	61	72	106	A	Cleveland St.	69	77				

### Non-Div I Games:

Eastern III.

Loss, Non-Conf, S Site, H Home A Away N Neutral

Average RPI Win: 306		WON-LOST	WINNING	LAST 10	STRENGTH OF		OPP. STRENGTH	TEAM	ADJ.	CONF.	ADJ CONF.
Loss: 160		RECORD	PCT. RANK	GAMES	SCHEDULE		OF SCHEDULE	RPI	RPI	RPI	RPI
DIV. I ONLY		4- 10	278	2- 7	324		166	297	297	26	26
DIV. I NON-CONF.		2- 6	279	0- 5	263		171	279	279	27	27
TOTALS		RPI 1-25	RPI 26-50	W-L RECORDS		RPI 51-100	RPI 101-150	RPI 150+			
4- 10	0- 0	0- 0		OVERALL		0- 1	0- 3	4- 6			
2- 3	0- 0	0- 0		HOME		0- 1	0- 1	2- 1			
2- 7	0- 0	0- 0		AWAY		0- 0	0- 2	2- 5			
0- 0	0- 0	0- 0		NEUTRAL		0- 0	0- 0	0- 0			
2- 6	0- 0	0- 0		NON-CONFERENCE		0- 1	0- 3	2- 2			
1- 2	0- 0	0- 0		HOME		0- 1	0- 1	1- 0			
1- 4	0- 0	0- 0		AWAY		0- 0	0- 2	1- 2			
0- 0	0- 0	0- 0		NEUTRAL		0- 0	0- 0	0- 0			
2- 4	0- 0	0- 0		CONFERENCE		0- 0	0- 0	2- 4			
1- 1	0- 0	0- 0		HOME		0- 0	0- 0	1- 1			
1- 3	0- 0	0- 0		AWAY		0- 0	0- 0	1- 3			
0- 0	0- 0	0- 0		NEUTRAL		0- 0	0- 0	0- 0			

RPI 1-25				RPI 26-50				RPI 51-100				RPI 101+ Team's RPI: 297			
RPI	S	Opponent	Score	RPI	S	Opponent	Score	RPI	S	Opponent	Score	RPI	S	Opponent	Score
								85	H	Ohi o	57 69	114	A	George Mason	41 64
												118	H	Kent St.	57 65
												131	A	Bowling Green	60 77
												152	A	Cincinnati	53 64
												154	A	Jacksonville St.	51 65
												164	H	SIUE	60 62
												202	A	Southeast Mo. St.	55 69
												229	A	Akron	45 62
												241	H	UNCG	70 59
												251	A	UT Martin	49 77
												321	A	Tennessee Tech	76 68
												328	A	Western Caro.	62 59
												335	H	Eastern Ill.	67 51
LAST 12 Division I GAMES:															
				202	A	Southeast Mo. St.	55 69					114	A	George Mason	41 64
				251	A	UT Martin	49 77					118	H	Kent St.	57 65
				335	H	Eastern Ill.	67 51					85	H	Ohi o	57 69
				164	H	SIUE	60 62					152	A	Cincinnati	53 64
				321	A	Tennessee Tech	76 68					229	A	Akron	45 62
				154	A	Jacksonville St.	51 65					241	H	UNCG	70 59

Non-Div I Games:	Ohio Christian	69	45
------------------	----------------	----	----

Eastern Ky.

■ Loss, ■ Non-Conf, S Site, H Home A Away N Neutral

Average RPI Win:	215	WON-LOST	WINNING	LAST 10	STRENGTH OF	OPP. STRENGTH	TEAM	ADJ.	CONF.	ADJ CONF.
Average RPI Loss:	174	RECORD	PCT. RANK	GAMES	SCHEDULE	OF SCHEDULE	RPI	RPI	RPI	RPI
DIV. I ONLY	6- 9	227	5- 5	260	263	224	224	7	7	
DIV. I NON-CONF.	3- 7	253	2- 5	330	324	306	306	8	8	
-----										
TOTALS	RPI 1-25	RPI 26-50	W-L RECORDS	RPI 51-100	RPI 101-150	RPI 150+				
6- 9	0- 0	0- 0	OVERALL	1- 1	2- 3	3- 5				
3- 1	0- 0	0- 0	HOME	1- 0	0- 1	2- 0				
3- 7	0- 0	0- 0	AWAY	0- 1	2- 2	1- 4				
0- 1	0- 0	0- 0	NEUTRAL	0- 0	0- 0	0- 1				
3- 7	0- 0	0- 0	NON-CONFERENCE	0- 1	0- 1	3- 5				
2- 0	0- 0	0- 0	HOME	0- 0	0- 0	2- 0				
1- 6	0- 0	0- 0	AWAY	0- 1	0- 1	1- 4				
0- 1	0- 0	0- 0	NEUTRAL	0- 0	0- 0	0- 1				
3- 2	0- 0	0- 0	CONFERENCE	1- 0	2- 2	0- 0				
1- 1	0- 0	0- 0	HOME	1- 0	0- 1	0- 0				
2- 1	0- 0	0- 0	AWAY	0- 0	2- 1	0- 0				
0- 0	0- 0	0- 0	NEUTRAL	0- 0	0- 0	0- 0				

RPI 1-25				RPI 26-50				RPI 51-100				RPI 101+				Team's RPI: 224
RPI	S	Opponent	Score	RPI	S	Opponent	Score	RPI	S	Opponent	Score	RPI	S	Opponent	Score	
								53	A	Minnesota	56 80	106	A	Cleveland St.	65 77	
								67	H	Toledo	70 57	118	A	Kent St.	69 76	
												118	H	Kent St.	60 67	
												120	A	Miami (OH)	74 59	
												131	A	Bowling Green	54 52	
												151	A	Loyola Marymount	64 73	
												212	N	Denver	54 60	
												223	A	St. Bonaventure	51 70	
												247	A	Illinois St.	56 65	
												287	A	Detroit Mercy	78 76	
												334	A	Ill. -Chicago	70 73	
												336	H	Florida A&M	83 61	
												348	H	Longwood	73 44	
-----																
LAST 12 Division I GAMES:																
				120	A	Miami (OH)	74 59					287	A	Detroit Mercy	78 76	
				118	A	Kent St.	69 76					247	A	Illinois St.	56 65	
				67	H	Toledo	70 57					334	A	Ill. -Chicago	70 73	
				131	A	Bowling Green	54 52					53	A	Minnesota	56 80	
				118	H	Kent St.	60 67					151	A	Loyola Marymount	64 73	
				348	H	Longwood	73 44					212	N	Denver	54 60	

Non-Div I Games: Rochester College 62 29

Eastern Mich.

Average RPI	Win:	243	WON-LOST	WINNING	LAST 10	STRENGTH OF	OPP. STRENGTH	TEAM	ADJ.	CONF.	ADJ CONF.
Average RPI	Loss:	96	RECORD	PCT. RANK	GAMES	SCHEDULE	OF SCHEDULE	RPI	RPI	RPI	RPI
DIV. I ONLY		7- 9		207	5- 4	183	112	201	201	19	19
DIV. I NON-CONF.		4- 7		226	2- 4	143	129	205	205	15	15
-----											
TOTALS	RPI 1-25		RPI 26-50		W-L RECORDS	RPI 51-100		RPI 101-150		RPI 150+	
7- 9	0- 1		0- 2		OVERALL	0- 2		0- 2		7- 2	
4- 3	0- 0		0- 1		HOME	0- 0		0- 1		4- 1	
2- 5	0- 1		0- 1		AWAY	0- 1		0- 1		2- 1	
1- 1	0- 0		0- 0		NEUTRAL	0- 1		0- 0		1- 0	
4- 7	0- 1		0- 1		NON-CONFERENCE	0- 2		0- 1		4- 2	
2- 2	0- 0		0- 0		HOME	0- 0		0- 1		2- 1	
1- 4	0- 1		0- 1		AWAY	0- 1		0- 0		1- 1	
1- 1	0- 0		0- 0		NEUTRAL	0- 1		0- 0		1- 0	
3- 2	0- 0		0- 1		CONFERENCE	0- 0		0- 1		3- 0	
2- 1	0- 0		0- 1		HOME	0- 0		0- 0		2- 0	
1- 1	0- 0		0- 0		AWAY	0- 0		0- 1		1- 0	
0- 0	0- 0		0- 0		NEUTRAL	0- 0		0- 0		0- 0	

RPI 1-25				RPI 26-50				RPI 51-100				RPI 101+				Team's RPI: 201
RPI	S	Opponent	Score	RPI	S	Opponent	Score	RPI	S	Opponent	Score	RPI	S	Opponent	Score	
7	A	Oregon	40 81	38	H	Northern Colo.	65 70	63	N	Saint Mary's (CA)	56 76	130	H	BYU	69 73	
				41	A	Purdue	40 65	65	A	Gonzaga	45 69	150	A	Portland St.	60 75	
												177	H	Boise St.	57 61	
												186	H	North Dakota	74 70	
												193	H	Cal Poly	75 72	
												196	A	Fresno St.	56 81	
												198	H	Idaho	71 64	
												251	N	UT Martin	61 58	
												263	A	Sacramento St.	83 72	
												303	H	Utah Valley	61 41	
												310	A	Air Force	65 63	
-----																
LAST 12 Division I GAMES:																
198	H	Idaho	71 64	63	N	Saint Mary's (CA)	56 76	41	A	Purdue	40 65	193	H	Cal Poly	75 72	
263	A	Sacramento St.	83 72									177	H	Boise St.	57 61	
150	A	Portland St.	60 75					65	A	Gonzaga	45 69					
186	H	North Dakota	74 70													
38	H	Northern Colo.	65 70													
251	N	UT Martin	61 58					303	H	Utah Valley	61 41					

Non-Div I Games: Multnomah 88 42

Eastern Wash.





Average RPI Loss: 202

DIV. I ONLY	1- 13	339	0- 9	311	284	347	347	23	23
DIV. I NON-CONF.	1- 8	313	0- 6	294	339	345	345	20	20
TOTALS	RPI 1-25	RPI 26-50	W-L RECORDS	RPI 51-100	RPI 101-150	RPI 150+			
1- 13	0- 0	0- 1	OVERALL	0- 1	0- 2	1- 9			
1- 3	0- 0	0- 0	HOME	0- 0	0- 1	1- 2			
0- 10	0- 0	0- 0	AWAY	0- 1	0- 0	0- 1			
0- 0	0- 0	0- 0	NEUTRAL	0- 0	0- 0	0- 0			
1- 8	0- 0	0- 1	NON-CONFERENCE	0- 1	0- 0	1- 6			
1- 1	0- 0	0- 0	HOME	0- 0	0- 0	1- 1			
0- 7	0- 0	0- 1	AWAY	0- 1	0- 0	0- 5			
0- 0	0- 0	0- 0	NEUTRAL	0- 0	0- 0	0- 0			
0- 5	0- 0	0- 0	CONFERENCE	0- 0	0- 2	0- 3			
0- 2	0- 0	0- 0	HOME	0- 0	0- 1	0- 1			
0- 3	0- 0	0- 0	AWAY	0- 0	0- 1	0- 2			
0- 0	0- 0	0- 0	NEUTRAL	0- 0	0- 0	0- 0			

RPI 1-25				RPI 26-50				RPI 51-100				RPI 101+				Team's RPI: 347	
RPI	S	Opponent	Score	RPI	S	Opponent	Score	RPI	S	Opponent	Score	RPI	S	Opponent	Score		
				46	A	Western Ky.	54 92					116	H	Missouri St.	65 95		
								94	A	Kentucky	62 100	124	A	Drake	66 107		
												165	H	Southern Ill.	62 74		
												188	A	UNI	41 65		
												202	A	Southeast Mo. St.	65 74		
												213	H	Morehead St.	75 82		
												237	A	Austin Peay	73 82		
												267	A	Alabama A&M	56 70		
												299	A	Indiana St.	48 56		
												314	H	Murray St.	89 81		
												334	A	Ill. -Chicago	77 96		
												335	A	Eastern Ill.	52 79		
LAST 12 Division I GAMES:																	
				124	A	Drake	66 107	334	A	Ill. -Chicago	77 96						
				188	A	UNI	41 65	213	H	Morehead St.	75 82						
				299	A	Indiana St.	48 56	94	A	Kentucky	62 100						
				116	H	Missouri St.	65 95	237	A	Austin Peay	73 82						
				165	H	Southern Ill.	62 74	46	A	Western Ky.	54 92						
				202	A	Southeast Mo. St.	65 74	335	A	Eastern Ill.	52 79						

Evansville

Average RPI Win: 165

Average RPI Loss: 57

WON-LOST  
RECORDWINNING  
PCT. RANKLAST 10  
GAMESSTRENGTH OF  
SCHEDULEOPP. STRENGTH  
OF SCHEDULETEAM  
RPIADJ.  
RPICONF.  
RPIADJ CONF.  
RPIDIV. I ONLY  
DIV. I NON-CONF.13- 3  
11- 328  
466- 1  
5- 256  
32106  
9128  
1828  
1821  
2221  
22

TOTALS

RPI 1-25

RPI 26-50

W-L RECORDS

RPI 51-100

RPI 101-150

RPI 150+

13- 3

0- 1

2- 0

OVERALL

1- 2

4- 0

6- 0

7- 0

0- 0

1- 0

HOME

1- 0

3- 0

2- 0

4- 1

0- 0

0- 0

AWAY

0- 0

0- 0

4- 0

2- 2

0- 1

1- 0

NEUTRAL

0- 1

1- 0

0- 0

11- 3

0- 1

2- 0

NON-CONFERENCE

1- 2

3- 0

5- 0

5- 0

0- 0

1- 0

HOME

1- 0

2- 0

1- 0

4- 1

0- 0

0- 0

AWAY

0- 1

0- 0

4- 0

2- 2

0- 1

1- 0

NEUTRAL

0- 1

1- 0

0- 0

2- 0

0- 0

0- 0

CONFERENCE

0- 0

1- 0

1- 0

2- 0

0- 0

0- 0

HOME

0- 0

1- 0

1- 0

0- 0

0- 0

0- 0

AWAY

0- 0

0- 0

0- 0

0- 0

0- 0

0- 0

NEUTRAL

0- 0

0- 0

0- 0

RPI 1-25

RPI 26-50

Team's RPI: 28

RPI 51-100

RPI 101+

RPI	S	Opponent	Score
5	N	Ohio St.	62 104

RPI	S	Opponent	Score
26	N	DePaul	89 84
39	H	South Dakota St.	87 78

RPI	S	Opponent	Score
71	N	Belmont	65 75
94	H	Kentucky	70 64
95	A	Chattanooga	61 68

RPI	S	Opponent	Score
101	H	Harvard	65 56
118	N	Kent St.	80 62
141	H	Illinois	85 61
149	H	Stetson	80 40
164	H	SIUE	66 49
200	A	Siena	63 50
229	A	Akron	82 63
244	A	Abilene Christian	94 55
288	A	FIU	88 52
346	H	NJIT	90 66

LAST 12 Division I GAMES:

346	H	NJIT	90 66	94	H	Kentucky	70 64
149	H	Stetson	80 40	244	A	Abilene Christian	94 55
39	H	South Dakota St.	87 78	71	N	Belmont	65 75
164	H	SIUE	66 49	5	N	Ohio St.	62 104
101	H	Harvard	65 56	26	N	DePaul	89 84
95	A	Chattanooga	61 68	200	A	Siena	63 50

Non-Div I Games:

Southeastern (FL)

76 66

Ave Maria

99 35

Fla. Memorial

82 43

FGCU

■ Loss, 
 ■ Non-Conf, 
 ■ S Site, 
 ■ Home 
 ■ Away 
 N Neutral

Average RPI Win:	280	WON-LOST	WINNING	LAST 10	STRENGTH OF	OPP. STRENGTH	TEAM	ADJ.	CONF.	ADJ CONF.
Average RPI Loss:	152	RECORD	PCT. RANK	GAMES	SCHEDULE	OF SCHEDULE	RPI	RPI	RPI	RPI
DIV. I ONLY	5- 12	274	3- 7	189	280	288	288	18	18	
DIV. I NON-CONF.	3- 10	285	2- 6	267	272	328	328	19	19	
-----										
TOTALS	RPI 1-25	RPI 26-50	W-L RECORDS	RPI 51-100	RPI 101-150	RPI 150+				
5- 12	0- 1	0- 2	OVERALL	0- 1	1- 2	4- 6				
5- 7	0- 1	0- 1	HOME	0- 0	1- 2	4- 3				
0- 5	0- 0	0- 1	AWAY	0- 1	0- 0	0- 3				
0- 0	0- 0	0- 0	NEUTRAL	0- 0	0- 0	0- 0				
3- 10	0- 1	0- 1	NON-CONFERENCE	0- 1	0- 1	3- 6				
3- 6	0- 1	0- 1	HOME	0- 0	0- 1	3- 3				
0- 4	0- 0	0- 0	AWAY	0- 1	0- 0	0- 3				
0- 0	0- 0	0- 0	NEUTRAL	0- 0	0- 0	0- 0				
2- 2	0- 0	0- 1	CONFERENCE	0- 0	1- 1	1- 0				
2- 1	0- 0	0- 0	HOME	0- 0	1- 1	1- 0				
0- 1	0- 0	0- 1	AWAY	0- 0	0- 0	0- 0				
0- 0	0- 0	0- 0	NEUTRAL	0- 0	0- 0	0- 0				

RPI 1-25				RPI 26-50				RPI 51-100				RPI 101+				Team's RPI: 288
RPI	S	Opponent	Score	RPI	S	Opponent	Score	RPI	S	Opponent	Score	RPI	S	Opponent	Score	
22	H	South Fla.	52 82	28	H	FGCU	52 88	76	A	Miami (FL)	69 77	123	H	Rice	68 58	
				46	A	Western Ky.	47 101					126	H	Clemson	65 67	
												140	H	UTEP	76 77	
												169	A	Georgetown	56 77	
												218	H	Bethune-Cookman	59 77	
												231	A	Morgan St.	51 62	
												238	A	Howard	62 69	
												266	H	North Dakota St.	68 71	
												267	H	Alabama A&M	51 58	
												310	H	Air Force	70 69	
												318	H	Marshall	67 54	
												322	H	Vermont	80 70	
												329	H	Charleston So.	77 70	
-----																
LAST 12 Division I GAMES:																
123	H	Rice	68 58	266	H	North Dakota St.	68 71	22	H	South Fla.	52 82					
46	A	Western Ky.	47 101	231	A	Morgan St.	51 62	238	A	Howard	62 69					
318	H	Marshall	67 54	169	A	Georgetown	56 77									
140	H	UTEP	76 77	329	H	Charleston So.	77 70									
322	H	Vermont	80 70													
126	H	Clemson	65 67													

Non-Div I Games:

FIU

Average RPI Win:	258	WON-LOST	WINNING	LAST 10	STRENGTH OF	OPP. STRENGTH	TEAM	ADJ.	CONF.	ADJ CONF.
Average RPI Loss:	178	RECORD	PCT. RANK	GAMES	SCHEDULE	OF SCHEDULE	RPI	RPI	RPI	RPI
DIV. I ONLY	6- 10	236	5- 5	292	286	272	272	25	25	
DIV. I NON-CONF.	3- 8	267	2- 5	238	299	287	287	25	25	
-----										
TOTALS	RPI 1-25	RPI 26-50	W-L RECORDS	RPI 51-100	RPI 101-150	RPI 150+				
6- 10	0- 1	0- 0	OVERALL	0- 1	0- 2	6- 6				
4- 3	0- 1	0- 0	HOME	0- 0	0- 0	4- 2				
2- 6	0- 0	0- 0	AWAY	0- 1	0- 1	2- 4				
0- 1	0- 0	0- 0	NEUTRAL	0- 0	0- 1	0- 0				
3- 8	0- 1	0- 0	NON-CONFERENCE	0- 1	0- 2	3- 4				
2- 2	0- 1	0- 0	HOME	0- 0	0- 0	2- 1				
1- 5	0- 0	0- 0	AWAY	0- 1	0- 1	1- 3				
0- 1	0- 0	0- 0	NEUTRAL	0- 0	0- 1	0- 0				
3- 2	0- 0	0- 0	CONFERENCE	0- 0	0- 0	3- 2				
2- 1	0- 0	0- 0	HOME	0- 0	0- 0	2- 1				
1- 1	0- 0	0- 0	AWAY	0- 0	0- 0	1- 1				
0- 0	0- 0	0- 0	NEUTRAL	0- 0	0- 0	0- 0				

RPI 1-25				RPI 26-50				RPI 51-100				RPI 101+				Team's RPI: 272
RPI	S	Opponent	Score	RPI	S	Opponent	Score	RPI	S	Opponent	Score	RPI	S	Opponent	Score	
13	H	Villanova	44 73					98	A	Seton Hall	61 80	134	A	William & Mary	47 57	
												139	N	New Hampshire	61 71	
												171	A	Boston College	66 58	
												172	A	Lehigh	53 56	
												184	A	Marist	63 71	
												199	H	Niagara	59 53	
												203	A	Northeastern	43 63	
												232	H	Richmond	67 72	
												253	H	Mt. St. Mary's	76 65	
												260	H	Monmouth	61 55	
												276	H	Rider	45 61	
												316	A	Canisius	56 52	
												325	A	Rhode Island	47 62	
												349	H	UMass Lowell	78 67	
LAST 12 Division I GAMES:																
184	A	Marist	63 71	325	A	Rhode Island	47 62									
276	H	Rider	45 61	13	H	Villanova	44 73									
260	H	Monmouth	61 55	171	A	Boston College	66 58									
199	H	Niagara	59 53	349	H	UMass Lowell	78 67									
316	A	Canisius	56 52	139	N	New Hampshire	61 71									
98	A	Seton Hall	61 80	172	A	Lehigh	53 56									

Non-Div I Games:

Fairfield

Average RPI	Win: 297	WON-LOST	WINNING	LAST 10	STRENGTH OF	OPP. STRENGTH	TEAM	ADJ.	CONF.	ADJ CONF.
Average RPI	Loss: 190	RECORD	PCT. RANK	GAMES	SCHEDULE	OF SCHEDULE	RPI	RPI	RPI	RPI
DIV. I ONLY	8- 7	148	4- 6	344	325	292	292	28	28	
DIV. I NON-CONF.	7- 3	74	5- 2	344	325	247	247	28	28	
-----										
TOTALS	RPI 1-25	RPI 26-50	W-L RECORDS	RPI 51-100	RPI 101-150	RPI 150+				
8- 7	0- 1	0- 0	OVERALL	0- 0	0- 2	8- 4				
5- 4	0- 0	0- 0	HOME	0- 0	0- 2	5- 2				
3- 3	0- 1	0- 0	AWAY	0- 0	0- 0	3- 2				
0- 0	0- 0	0- 0	NEUTRAL	0- 0	0- 0	0- 0				
7- 3	0- 1	0- 0	NON-CONFERENCE	0- 0	0- 0	7- 2				
5- 1	0- 0	0- 0	HOME	0- 0	0- 0	5- 1				
2- 2	0- 1	0- 0	AWAY	0- 0	0- 0	2- 1				
0- 0	0- 0	0- 0	NEUTRAL	0- 0	0- 0	0- 0				
1- 4	0- 0	0- 0	CONFERENCE	0- 0	0- 2	1- 2				
0- 3	0- 0	0- 0	HOME	0- 0	0- 2	0- 1				
1- 1	0- 0	0- 0	AWAY	0- 0	0- 0	1- 1				
0- 0	0- 0	0- 0	NEUTRAL	0- 0	0- 0	0- 0				

RPI 1-25				RPI 26-50				RPI 51-100				RPI 101+ Team's RPI: 292			
RPI	S	Opponent	Score	RPI	S	Opponent	Score	RPI	S	Opponent	Score	RPI	S	Opponent	Score
10	A	Rutgers	35 101									144	H	Robert Morris	68 77
												148	H	Saint Francis (PA)	56 80
												173	H	Army West Point	58 56
												236	H	Stony Brook	51 56
												238	A	Howard	65 68
												253	A	Mt. St. Mary's	52 55
												256	H	Colgate	61 51
												260	H	Monmouth	78 61
												300	H	Bryant	48 65
												315	A	Wagner	74 64
												327	H	Saint Peter's	69 59
												346	A	NJIT	74 70
												348	A	Longwood	72 52
												349	H	UMass Lowell	60 51
LAST 12 Division I GAMES:															
300	H	Bryant	48 65	10	A	Rutgers	35 101								
253	A	Mt. St. Mary's	52 55	349	H	UMass Lowell	60 51								
315	A	Wagner	74 64	260	H	Monmouth	78 61								
148	H	Saint Francis (PA)	56 80	238	A	Howard	65 68								
144	H	Robert Morris	68 77	348	A	Longwood	72 52								
327	H	Saint Peter's	69 59	256	H	Colgate	61 51								

Non-Div I Games: Rutgers-Newark 76 40

Fairleigh Dickinson

Average RPI Win: 267

Average RPI Loss: 127

WON-LOST  
RECORDWINNING  
PCT. RANKLAST 10  
GAMESSTRENGTH OF  
SCHEDULEOPP. STRENGTH  
OF SCHEDULETEAM  
RPIADJ.  
RPICONF.  
RPIADJ CONF.  
RPIDIV. I ONLY  
DIV. I NON-CONF.8- 6  
6- 5129  
1536- 4  
6- 3282  
325260  
190222  
249222  
24918  
1918  
19

TOTALS

RPI 1-25

RPI 26-50

W-L RECORDS

RPI 51-100

RPI 101-150

RPI 150+

8- 6

0- 0

0- 0

OVERALL

0- 2

1- 3

7- 1

6- 3

0- 0

0- 0

HOME

0- 1

1- 1

5- 1

2- 2

0- 0

0- 0

AWAY

0- 1

0- 1

2- 0

0- 1

0- 0

0- 0

NEUTRAL

0- 0

0- 1

0- 0

6- 5

0- 0

0- 0

NON-CONFERENCE

0- 2

0- 2

6- 1

4- 2

0- 0

0- 0

HOME

0- 1

0- 0

4- 1

2- 2

0- 0

0- 0

AWAY

0- 1

0- 1

2- 0

0- 1

0- 0

0- 0

NEUTRAL

0- 0

0- 1

0- 0

2- 1

0- 0

0- 0

CONFERENCE

0- 0

1- 1

1- 0

2- 1

0- 0

0- 0

HOME

0- 0

1- 1

1- 0

0- 0

0- 0

0- 0

AWAY

0- 0

0- 0

0- 0

0- 0

0- 0

0- 0

NEUTRAL

0- 0

0- 0

0- 0

RPI 1-25

RPI 26-50

RPI 51-100

RPI 101+

Team's RPI: 222

RPI S Opponent Score

RPI S Opponent Score

RPI S Opponent Score

RPI S Opponent Score

74 H Mercer 55 66  
81 A Nebraska 69 86113 A Colorado 69 76  
123 H Rice 53 67  
131 N Bowling Green 55 66  
140 H UTEP 72 66  
205 H North Florida 83 75  
242 H Grand Canyon 73 77  
275 H St. Francis Brooklyn 80 60  
278 H UMKC 65 55  
299 A Indiana St. 66 58  
309 A Georgia St. 82 50  
312 H Delaware St. 90 67  
318 H Marshall 79 59

LAST 12 Division I GAMES:

123 H Rice 53 67 309 A Georgia St. 82 50  
140 H UTEP 72 66 205 H North Florida 83 75  
318 H Marshall 79 59 242 H Grand Canyon 73 77  
278 H UMKC 65 55 131 N Bowling Green 55 66  
312 H Delaware St. 90 67 275 H St. Francis Brooklyn 80 60  
81 A Nebraska 69 86 299 A Indiana St. 66 58

Non-Div I Games:

Fla. Atlantic

Average RPI Win: 227

Average RPI Loss: 87

WON-LOST  
RECORDWINNING  
PCT. RANKLAST 10  
GAMESSTRENGTH OF  
SCHEDULEOPP. STRENGTH  
OF SCHEDULETEAM  
RPIADJ.  
RPICONF.  
RPIADJ CONF.  
RPIDIV. I ONLY  
DIV. I NON-CONF.8- 10  
8- 5203  
1113- 7  
5- 2146  
21588  
122209  
188209  
1882  
22  
2

TOTALS

RPI 1-25

RPI 26-50

W-L RECORDS

RPI 51-100

RPI 101-150

RPI 150+

8- 10

0- 2

1- 1

OVERALL

0- 4

1- 2

6- 1

5- 7

0- 2

0- 1

HOME

0- 3

1- 0

4- 1

1- 2

0- 0

1- 0

AWAY

0- 1

0- 1

0- 0

2- 1

0- 0

0- 0

NEUTRAL

0- 0

0- 1

2- 0

8- 5

0- 2

1- 0

NON-CONFERENCE

0- 1

1- 1

6- 1

5- 4

0- 2

0- 0

HOME

0- 1

1- 0

4- 1

1- 0

0- 0

1- 0

AWAY

0- 0

0- 0

0- 0

2- 1

0- 0

0- 0

NEUTRAL

0- 0

0- 1

2- 0

0- 5

0- 0

0- 1

CONFERENCE

0- 3

0- 1

0- 0

0- 3

0- 0

0- 1

HOME

0- 2

0- 0

0- 0

0- 2

0- 0

0- 0

AWAY

0- 1

0- 1

0- 0

0- 0

0- 0

0- 0

NEUTRAL

0- 0

0- 0

0- 0

RPI 1-25

RPI 26-50

RPI 51-100

RPI 101+

Team's RPI: 209

RPI	S	Opponent	Score
5	H	Ohio St.	77 103
6	H	Florida St.	54 84

RPI	S	Opponent	Score
36	A	Oklahoma	80 61
49	H	LSU	59 66

RPI	S	Opponent	Score
64	H	Alabama	54 63
94	H	Kentucky	53 56
95	H	Chattanooga	60 65
96	A	Ole Miss	75 78

RPI	S	Opponent	Score
109	A	Auburn	55 84
111	H	Jacksonville	69 59
149	N	Stetson	71 85
156	H	Saint Joseph's	71 51
206	H	Arkansas St.	69 70
232	N	Richmond	87 80
309	H	Georgia St.	82 66
312	H	Delaware St.	85 51
318	H	Marshall	74 69
342	N	Savannah St.	90 40

LAST 12 Division I GAMES:

49	H	LSU	59 66	156	H	Saint Joseph's	71 51
94	H	Kentucky	53 56	95	H	Chattanooga	60 65
96	A	Ole Miss	75 78	318	H	Marshall	74 69
64	H	Alabama	54 63	5	H	Ohio St.	77 103
109	A	Auburn	55 84	36	A	Oklahoma	80 61
312	H	Delaware St.	85 51	111	H	Jacksonville	69 59

Average RPI Win:	283	WON-LOST	WINNING	LAST 10	STRENGTH OF	OPP. STRENGTH	TEAM	ADJ.	CONF.	ADJ CONF.
Average RPI Loss:	206	RECORD	PCT. RANK	GAMES	SCHEDULE	OF SCHEDULE	RPI	RPI	RPI	RPI
DIV. I ONLY	2- 14	327	2- 7	312	266	336	336	31	31	
DIV. I NON-CONF.	1- 11	331	1- 6	305	220	339	339	31	31	
-----										
TOTALS	RPI 1-25	RPI 26-50	W-L RECORDS	RPI 51-100	RPI 101-150	RPI 150+				
2- 14	0- 0	0- 0	OVERALL	0- 2	0- 2	2- 10				
1- 2	0- 0	0- 0	HOME	0- 0	0- 0	1- 2				
1- 11	0- 0	0- 0	AWAY	0- 2	0- 2	1- 7				
0- 1	0- 0	0- 0	NEUTRAL	0- 0	0- 0	0- 1				
1- 11	0- 0	0- 0	NON-CONFERENCE	0- 2	0- 2	1- 7				
0- 2	0- 0	0- 0	HOME	0- 0	0- 0	0- 2				
1- 8	0- 0	0- 0	AWAY	0- 2	0- 2	1- 4				
0- 1	0- 0	0- 0	NEUTRAL	0- 0	0- 0	0- 1				
1- 3	0- 0	0- 0	CONFERENCE	0- 0	0- 0	1- 3				
1- 0	0- 0	0- 0	HOME	0- 0	0- 0	1- 0				
0- 3	0- 0	0- 0	AWAY	0- 0	0- 0	0- 3				
0- 0	0- 0	0- 0	NEUTRAL	0- 0	0- 0	0- 0				

RPI 1-25				RPI 26-50				RPI 51-100				RPI 101+ Team's RPI: 336					
RPI	S	Opponent	Score	RPI	S	Opponent	Score	RPI	S	Opponent	Score	RPI	S	Opponent	Score		
								57	A	Kansas St.	57	81	120	A	Miami (OH)	33	73
								64	A	Alabama	55	91	135	A	Xavier	52	70
													205	H	North Florida	68	77
													218	A	Bethune-Cookman	42	44
													221	A	Omaha	73	78
													224	A	Eastern Mich.	61	83
													231	A	Morgan St.	56	61
													238	H	Howard	74	59
													240	H	Sacred Heart	68	73
													254	A	Texas Tech	63	82
													277	N	A&M-Corpus Christi	55	58
													313	A	UTRGV	38	51
													319	A	Coppin St.	56	62
													328	A	Western Caro.	80	63
LAST 12 Division I GAMES:																	
218	A	Bethune-Cookman	42	44	120	A	Miami (OH)	33	73								
319	A	Coppin St.	56	62	205	H	North Florida	68	77								
231	A	Morgan St.	56	61	328	A	Western Caro.	80	63								
238	H	Howard	74	59	277	N	A&M-Corpus Christi	55	58								
64	A	Alabama	55	91	313	A	UTRGV	38	51								
135	A	Xavier	52	70	240	H	Sacred Heart	68	73								

Non-Div I Games: Lynn 74 37

Florida A&amp;M



Average RPI Win:	125	WON-LOST	WINNING	LAST 10	STRENGTH OF	OPP. STRENGTH	TEAM	ADJ.	CONF.	ADJ CONF.
Average RPI Loss:	14	RECORD	PCT. RANK	GAMES	SCHEDULE	OF SCHEDULE	RPI	RPI	RPI	RPI
DIV. I ONLY	16- 2	7	8- 2	13	42	6	6	1	1	
DIV. I NON-CONF.	12- 1	8	6- 1	37	48	7	7	1	1	
-----										
TOTALS	RPI 1-25	RPI 26-50	W-L RECORDS	RPI 51-100	RPI 101-150	RPI 150+				
16- 2	2- 2	0- 0	OVERALL	5- 0	3- 0	6- 0				
9- 0	1- 0	0- 0	HOME	3- 0	2- 0	3- 0				
7- 2	1- 2	0- 0	AWAY	2- 0	1- 0	3- 0				
0- 0	0- 0	0- 0	NEUTRAL	0- 0	0- 0	0- 0				
12- 1	2- 1	0- 0	NON-CONFERENCE	2- 0	2- 0	6- 0				
6- 0	1- 0	0- 0	HOME	0- 0	2- 0	3- 0				
6- 1	1- 1	0- 0	AWAY	2- 0	0- 0	3- 0				
0- 0	0- 0	0- 0	NEUTRAL	0- 0	0- 0	0- 0				
4- 1	0- 1	0- 0	CONFERENCE	3- 0	1- 0	0- 0				
3- 0	0- 0	0- 0	HOME	3- 0	0- 0	0- 0				
1- 1	0- 1	0- 0	AWAY	0- 0	1- 0	0- 0				
0- 0	0- 0	0- 0	NEUTRAL	0- 0	0- 0	0- 0				

RPI	S	Opponent	Score
8	A	Texas	72 87
20	A	Syracuse	69 76
24	H	Arizona St.	77 66
25	A	Iowa	94 93

RPI	S	Opponent	Score
54	H	Virginia Tech	107 62
55	A	Creighton	92 82
76	H	Miami (FL)	105 67
82	H	North Carolina	103 65
87	A	James Madison	79 63

RPI	S	Opponent	Score
111	H	Jacksonville	82 50
126	A	Clemson	69 47
149	H	Stetson	84 39
154	A	Jacksonville St.	75 51
170	H	Samford	87 62
205	H	North Florida	109 51
209	A	Florida	84 54
234	A	Grambling	96 53
240	H	Sacred Heart	101 52

## LAST 12 Division I GAMES:

54	H	Virginia Tech	107 62	55	A	Creighton	92 82
76	H	Miami (FL)	105 67	8	A	Texas	72 87
20	A	Syracuse	69 76	24	H	Arizona St.	77 66
126	A	Clemson	69 47	149	H	Stetson	84 39
82	H	North Carolina	103 65	87	A	James Madison	79 63
111	H	Jacksonville	82 50	25	A	Iowa	94 93

Non-Div I Games:

Florida St.

F  
o  
r  
d  
h  
a  
m

F  
o  
r  
d  
h  
a  
m

Fordham

Average RPI	Win:	279	WON-LOST	WINNING	LAST 10	STRENGTH OF	OPP. STRENGTH	TEAM	ADJ.	CONF.	ADJ CONF.
Average RPI	Loss:	164	RECORD	PCT. RANK	GAMES	SCHEDULE	OF SCHEDULE	RPI	RPI	RPI	RPI
DIV. I ONLY		3- 12		299	2- 7	149	315	294	294	14	14
DIV. I NON-CONF.		2- 8		290	1- 5	218	303	310	310	14	14
-----											
TOTALS	RPI 1-25		RPI 26-50		W-L RECORDS	RPI 51-100		RPI 101-150		RPI 150+	
3- 12	0- 0		0- 1		OVERALL	0- 2		0- 4		3- 5	
3- 5	0- 0		0- 0		HOME	0- 1		0- 1		3- 3	
0- 7	0- 0		0- 1		AWAY	0- 1		0- 3		0- 2	
0- 0	0- 0		0- 0		NEUTRAL	0- 0		0- 0		0- 0	
2- 8	0- 0		0- 1		NON-CONFERENCE	0- 2		0- 2		2- 3	
2- 2	0- 0		0- 0		HOME	0- 1		0- 0		2- 1	
0- 6	0- 0		0- 1		AWAY	0- 1		0- 2		0- 2	
0- 0	0- 0		0- 0		NEUTRAL	0- 0		0- 0		0- 0	
1- 4	0- 0		0- 0		CONFERENCE	0- 0		0- 2		1- 2	
1- 3	0- 0		0- 0		HOME	0- 0		0- 1		1- 2	
0- 1	0- 0		0- 0		AWAY	0- 0		0- 1		0- 0	
0- 0	0- 0		0- 0		NEUTRAL	0- 0		0- 0		0- 0	

RPI	S	Opponent	Score	RPI	S	Opponent	Score	RPI	S	Opponent	Score	RPI	S	Opponent	Score	Team's RPI: 294
				35	A	Mi chi gan	45 77	71	A	Bel mont	42 74	108	A	South Dakota	43 85	
								92	H	Mi l waukee	48 60	115	H	Western Ill.	64 100	
												135	A	Xavi er	50 62	
												141	A	Ill i noi s	50 64	
												192	H	Oral Roberts	48 73	
												212	H	Denver	55 73	
												221	H	Omaha	76 65	
												246	A	Val parai so	50 68	
												280	H	Loyol a Chi cago	79 70	
												285	A	Coastal Caro.	58 67	
												334	H	Ill . -Chi cago	51 67	
												335	H	Eastern Ill.	93 77	
-----																
LAST 12 Division I GAMES:																
				108	A	South Dakota	43 85	35	A	Mi chi gan	45 77					
				221	H	Omaha	76 65	92	H	Mi l waukee	48 60					
				212	H	Denver	55 73	335	H	Eastern Ill.	93 77					
				192	H	Oral Roberts	48 73	285	A	Coastal Caro.	58 67					
				115	H	Western Ill.	64 100	135	A	Xavi er	50 62					
				246	A	Val parai so	50 68	334	H	Ill . -Chi cago	51 67					

Non-Div I Games: Quincy 73 72 Maryville (MO) 70 76 Findlay 55 75

Fort Wayne

Average RPI Win:	214	WON-LOST	WINNING	LAST 10	STRENGTH OF	OPP. STRENGTH	TEAM	ADJ.	CONF.	ADJ CONF.
Average RPI Loss:	153	RECORD	PCT. RANK	GAMES	SCHEDULE	OF SCHEDULE	RPI	RPI	RPI	RPI

DIV. I ONLY	8- 9	187	6- 4	205	168	196	196	16	16
DIV. I NON-CONF.	5- 6	187	4- 2	173	177	202	202	16	16
TOTALS	RPI 1-25	RPI 26-50	W-L RECORDS	RPI 51-100	RPI 101-150	RPI 150+			
8- 9	0- 1	0- 1	OVERALL	0- 0	2- 1	6- 6			
6- 2	0- 1	0- 0	HOME	0- 0	2- 0	4- 1			
2- 7	0- 0	0- 1	AWAY	0- 0	0- 1	2- 5			
0- 0	0- 0	0- 0	NEUTRAL	0- 0	0- 0	0- 0			
5- 6	0- 1	0- 0	NON-CONFERENCE	0- 0	2- 1	3- 4			
4- 2	0- 1	0- 0	HOME	0- 0	2- 0	2- 1			
1- 4	0- 0	0- 0	AWAY	0- 0	0- 1	1- 3			
0- 0	0- 0	0- 0	NEUTRAL	0- 0	0- 0	0- 0			
3- 3	0- 0	0- 1	CONFERENCE	0- 0	0- 0	3- 2			
2- 0	0- 0	0- 0	HOME	0- 0	0- 0	2- 0			
1- 3	0- 0	0- 1	AWAY	0- 0	0- 0	1- 2			
0- 0	0- 0	0- 0	NEUTRAL	0- 0	0- 0	0- 0			

RPI 1-25	RPI 26-50	RPI 51-100	RPI 101+	Team's RPI: 196
RPI S Opponent Score	RPI S Opponent Score	RPI S Opponent Score	RPI S Opponent Score	
24 H Arizona St. 49 81	42 A New Mexico 75 88		132 H Weber St. 81 78	
			137 A Texas St. 59 76	
			146 H Paci fi c 81 70	
			174 H Colorado St. 56 45	
			177 A Boise St. 66 75	
			179 A UT Ar lington 54 67	
			180 A San Franci sco 62 70	
			182 A Nevada 73 90	
			201 H Eastern Wash. 81 56	
			211 A UC Santa Barbara 64 57	
			225 H UC Ri versi de 56 68	
			235 A CSUN 72 85	
			239 H Montana 61 58	
			298 H Utah St. 57 56	
			310 A Ai r Force 64 58	
LAST 12 Divi sion I GAMES:				
42 A New Mexico 75 88	132 H Weber St. 81 78			
177 A Boise St. 66 75	180 A San Franci sco 62 70			
174 H Colorado St. 56 45	239 H Montana 61 58			
298 H Utah St. 57 56	146 H Paci fi c 81 70			
310 A Ai r Force 64 58	235 A CSUN 72 85			
182 A Nevada 73 90	211 A UC Santa Barbara 64 57			

Non-Div I Games:

Fresno St.

Average RPI Win: 230  
Average RPI Loss: 138

WON-LOST  
RECORD

WINNING  
PCT. RANK

LAST 10  
GAMES

STRENGTH OF  
SCHEDULE

OPP. STRENGTH  
OF SCHEDULE

TEAM  
RPI

ADJ.  
RPI

CONF.  
RPI

ADJ CONF.  
RPI

DIV. I ONLY	9- 7	134	4- 5	255	149	167	167	17	17
DIV. I NON-CONF.	7- 5	132	3- 4	258	131	140	140	17	17
<hr/>									
TOTALS	RPI 1-25	RPI 26-50	W-L RECORDS	RPI 51-100	RPI 101-150	RPI 150+			
9- 7	0- 1	0- 0	OVERALL	1- 2	1- 2	7- 2			
5- 1	0- 0	0- 0	HOME	0- 1	1- 0	4- 0			
3- 5	0- 0	0- 0	AWAY	0- 0	0- 1	3- 1			
1- 1	0- 0	0- 0	NEUTRAL	1- 0	0- 1	0- 0			
7- 5	0- 1	0- 0	NON-CONFERENCE	1- 1	1- 2	5- 1			
4- 0	0- 0	0- 0	HOME	0- 0	1- 0	3- 0			
2- 4	0- 1	0- 0	AWAY	0- 1	0- 1	2- 1			
1- 1	0- 0	0- 0	NEUTRAL	1- 0	0- 1	0- 0			
2- 2	0- 0	0- 0	CONFERENCE	0- 1	0- 0	2- 1			
1- 1	0- 0	0- 0	HOME	0- 1	0- 0	1- 0			
1- 1	0- 0	0- 0	AWAY	0- 0	0- 0	1- 1			
0- 0	0- 0	0- 0	NEUTRAL	0- 0	0- 0	0- 0			

RPI 1-25				RPI 26-50				RPI 51-100				RPI 101+				Team's RPI: 167
RPI	S	Opponent	Score	RPI	S	Opponent	Score	RPI	S	Opponent	Score	RPI	S	Opponent	Score	
21	A	Georgia	44 79					74	H	Mercer	64 86	135	N	Xavier	62 75	
								82	A	North Carolina	56 84	136	H	Davidsen	65 62	
								85	N	Ohio	70 68	145	A	Gardner-Webb	57 71	
												170	H	Samford	45 41	
												228	H	Col. of Charleston	72 58	
												241	A	UNCG	74 76	
												265	A	UNC Asheville	71 63	
												268	H	UNCW	76 71	
												269	A	Presbyterian	75 76	
												283	H	Kennesaw St.	78 59	
												311	A	USC Upstate	80 59	
												328	A	Western Caro.	68 59	
<hr/>																
LAST 12 Division I GAMES:																
241	A	UNCG	74 76	135	N	Xavier	62 75									
328	A	Western Caro.	68 59	85	N	Ohio	70 68									
74	H	Mercer	64 86	82	A	North Carolina	56 84									
170	H	Samford	45 41	311	A	USC Upstate	80 59									
269	A	Presbyterian	75 76	21	A	Georgia	44 79									
265	A	UNC Asheville	71 63	268	H	UNCW	76 71									

Non-Div I Games:

Bob Jones

93 46

Pfeiffer

102 51

Furman

Average RPI Win: 343  
Average RPI Loss: 188

WON-LOST  
RECORD

WINNING  
PCT. RANK

LAST 10  
GAMES

STRENGTH OF  
SCHEDULE

OPP. STRENGTH  
OF SCHEDULE

TEAM  
RPI

ADJ.  
RPI

CONF.  
RPI

ADJ CONF.  
RPI

DIV. I ONLY	1- 14	340	0- 10	231	333	331	331	24	24
DIV. I NON-CONF.	1- 8	313	0- 5	226	340	326	326	24	24
<hr/>									
TOTALS	RPI 1-25	RPI 26-50	W-L RECORDS	RPI 51-100	RPI 101-150	RPI 150+			
1- 14	0- 0	0- 0	OVERALL	0- 4	0- 2	1- 8			
0- 7	0- 0	0- 0	HOME	0- 2	0- 1	0- 4			
1- 7	0- 0	0- 0	AWAY	0- 2	0- 1	1- 4			
0- 0	0- 0	0- 0	NEUTRAL	0- 0	0- 0	0- 0			
1- 8	0- 0	0- 0	NON-CONFERENCE	0- 4	0- 0	1- 4			
0- 5	0- 0	0- 0	HOME	0- 2	0- 0	0- 3			
1- 3	0- 0	0- 0	AWAY	0- 2	0- 0	1- 1			
0- 0	0- 0	0- 0	NEUTRAL	0- 0	0- 0	0- 0			
0- 6	0- 0	0- 0	CONFERENCE	0- 0	0- 2	0- 4			
0- 2	0- 0	0- 0	HOME	0- 0	0- 1	0- 1			
0- 4	0- 0	0- 0	AWAY	0- 0	0- 1	0- 3			
0- 0	0- 0	0- 0	NEUTRAL	0- 0	0- 0	0- 0			

RPI 1-25				RPI 26-50				RPI 51-100				RPI 101+				Team's RPI: 331
RPI	S	Opponent	Score	RPI	S	Opponent	Score	RPI	S	Opponent	Score	RPI	S	Opponent	Score	
								52	A	UCF	38 62	105	A	South Ala.	52 79	
								64	H	Al abama	36 84	129	H	Li ttle Rock	34 64	
								74	A	Mercer	45 72	206	H	Arkansas St.	62 71	
								88	H	IUPUI	52 72	226	A	Troy	47 88	
												236	H	Stony Brook	49 68	
												255	A	N. C. A&T	49 60	
												282	A	Appal achi an St.	56 87	
												283	H	Kennesaw St.	58 60	
												285	A	Coastal Caro.	51 54	
												342	H	Savannah St.	67 71	
												343	A	South Carolina St.	61 58	
<hr/>																
LAST 12 Division I GAMES:																
				282	A	Appal achi an St.	56 87	236	H	Stony Brook	49 68					
				285	A	Coastal Caro.	51 54	88	H	IUPUI	52 72					
				129	H	Li ttle Rock	34 64	283	H	Kennesaw St.	58 60					
				206	H	Arkansas St.	62 71	52	A	UCF	38 62					
				105	A	South Ala.	52 79	342	H	Savannah St.	67 71					
				226	A	Troy	47 88	343	A	South Carolina St.	61 58					

Non-Div I Games: Coastal Ga. 68 63 Thomas (GA) 79 51

Ga. Southern

Average RPI	Win:	249	WON-LOST	WINNING	LAST 10	STRENGTH OF	OPP. STRENGTH	TEAM	ADJ.	CONF.	ADJ CONF.
Average RPI	Loss:	97	RECORD	PCT. RANK	GAMES	SCHEDULE	OF SCHEDULE	RPI	RPI	RPI	RPI
DIV. I ONLY		9- 4		76	7- 2	269	293	145	145	29	29
DIV. I NON-CONF.		7- 2		50	6- 0	278	260	117	117	29	29
<hr/>											
TOTALS	RPI 1-25		RPI 26-50		W-L RECORDS	RPI 51-100		RPI 101-150		RPI 150+	
9- 4	0- 0		0- 0		OVERALL	0- 2		1- 2		8- 0	
5- 2	0- 0		0- 0		HOME	0- 1		0- 1		5- 0	
4- 2	0- 0		0- 0		AWAY	0- 0		1- 1		3- 0	
0- 0	0- 0		0- 0		NEUTRAL	0- 0		0- 0		0- 0	
7- 2	0- 0		0- 0		NON-CONFERENCE	0- 2		1- 0		6- 0	
4- 1	0- 0		0- 0		HOME	0- 1		0- 0		4- 0	
3- 1	0- 0		0- 0		AWAY	0- 1		1- 0		2- 0	
0- 0	0- 0		0- 0		NEUTRAL	0- 0		0- 0		0- 0	
2- 2	0- 0		0- 0		CONFERENCE	0- 0		0- 2		2- 0	
1- 1	0- 0		0- 0		HOME	0- 0		0- 1		1- 0	
1- 1	0- 0		0- 0		AWAY	0- 0		0- 1		1- 0	
0- 0	0- 0		0- 0		NEUTRAL	0- 0		0- 0		0- 0	

RPI 1-25				RPI 26-50				RPI 51-100				RPI 101+				Team's RPI: 145
RPI	S	Opponent	Score	RPI	S	Opponent	Score	RPI	S	Opponent	Score	RPI	S	Opponent	Score	
								52	H	UCF	30 65	112	A	High Point	80 83	
								94	A	Kentucky	34 72	128	H	Liberty	60 85	
												136	A	Davi dson	70 65	
												167	H	Furman	71 57	
												210	H	Radford	69 53	
												213	A	Morehead St.	68 60	
												253	A	Mt. St. Mary's	75 67	
												274	H	Wofford	73 55	
												311	H	USC Upstate	60 39	
												328	H	Western Caro.	70 67	
												348	A	Longwood	61 54	
<hr/>																
LAST 12 Division I GAMES:																
				128	H	Liberty	60 85			136	A	Davi dson	70 65			
				348	A	Longwood	61 54			274	H	Wofford	73 55			
				210	H	Radford	69 53			311	H	USC Upstate	60 39			
				112	A	High Point	80 83			167	H	Furman	71 57			
				328	H	Western Caro.	70 67			52	H	UCF	30 65			
				253	A	Mt. St. Mary's	75 67			213	A	Morehead St.	68 60			

Non-Div I Games:      Montreat      83   26      Converse      82   59      Pfeiffer      72   53

Gardner-Webb

Average RPI	Win: 242	WON-LOST	WINNING	LAST 10	STRENGTH OF	OPP. STRENGTH	TEAM	ADJ.	CONF.	ADJ CONF.
Average RPI	Loss: 75	RECORD	PCT. RANK	GAMES	SCHEDULE	OF SCHEDULE	RPI	RPI	RPI	RPI
DIV. I ONLY	14- 4	37	8- 2	321	155	114	114	13	13	
DIV. I NON-CONF.	11- 3	46	6- 2	296	215	111	111	13	13	
-----										
TOTALS	RPI 1-25	RPI 26-50	W-L RECORDS	RPI 51-100	RPI 101-150	RPI 150+				
14- 4	0- 0	0- 2	OVERALL	1- 0	2- 2	11- 0				
10- 0	0- 0	0- 0	HOME	1- 0	1- 0	8- 0				
3- 4	0- 0	0- 0	AWAY	0- 0	0- 2	3- 0				
1- 0	0- 0	0- 0	NEUTRAL	0- 0	1- 0	0- 0				
11- 3	0- 0	0- 2	NON-CONFERENCE	1- 0	1- 1	9- 0				
9- 0	0- 0	0- 0	HOME	1- 0	0- 0	8- 0				
1- 3	0- 0	0- 2	AWAY	0- 0	0- 1	1- 0				
1- 0	0- 0	0- 0	NEUTRAL	0- 0	1- 0	0- 0				
3- 1	0- 0	0- 0	CONFERENCE	0- 0	1- 1	2- 0				
1- 0	0- 0	0- 0	HOME	0- 0	1- 0	0- 0				
2- 1	0- 0	0- 0	AWAY	0- 0	0- 1	2- 0				
0- 0	0- 0	0- 0	NEUTRAL	0- 0	0- 0	0- 0				

RPI 1-25				RPI 26-50				RPI 51-100				RPI 101+				Team's RPI: 114	
RPI	S	Opponent	Score	RPI	S	Opponent	Score	RPI	S	Opponent	Score	RPI	S	Opponent	Score		
35	A	Michigan	61 75					68	H	American	71 53	102	A	George Washington	52 62		
48	A	Houston	73 82									113	A	Colorado	61 76		
												124	N	Drake	87 75		
												136	H	Davidson	74 61		
												187	A	La Salle	69 56		
												202	H	Southeast Mo. St.	57 38		
												247	H	Illinois St.	56 37		
												252	H	LIU Brooklyn	73 70		
												257	A	Loyola Maryland	80 72		
												281	H	UMES	82 68		
												297	H	Eastern Ky.	64 41		
												317	H	Old Dominion	66 53		
												325	A	Rhode Island	92 53		
												344	H	UMBC	58 38		
												348	H	Longwood	60 41		
LAST 12 Division I GAMES:																	
325	A	Rhode Island	92 53	344	H	UMBC	58 38										
102	A	George Washington	52 62	297	H	Eastern Ky.	64 41										
187	A	La Salle	69 56	252	H	LIU Brooklyn	73 70										
136	H	Davidson	74 61	281	H	UMES	82 68										
348	H	Longwood	60 41	113	A	Colorado	61 76										
48	A	Houston	73 82	124	N	Drake	87 75										

Non-Div I Games:

George Mason



Average RPI	Win:	198	WON-LOST	WINNING	LAST 10	STRENGTH OF	OPP. STRENGTH	TEAM	ADJ.	CONF.	ADJ CONF.
Average RPI	Loss:	55	RECORD	PCT. RANK	GAMES	SCHEDULE	OF SCHEDULE	RPI	RPI	RPI	RPI
DIV. I ONLY		7- 9		207	4- 6	16	131	102	102	13	13
DIV. I NON-CONF.		5- 7		212	3- 5	29	66	112	112	13	13
-----											
TOTALS	RPI 1-25		RPI 26-50		W-L RECORDS	RPI 51-100		RPI 101-150		RPI 150+	
7- 9	0- 2		0- 3		OVERALL	1- 3		1- 1		5- 0	
4- 5	0- 2		0- 1		HOME	1- 1		1- 1		2- 0	
3- 4	0- 0		0- 0		AWAY	0- 0		0- 0		3- 0	
0- 0	0- 0		0- 0		NEUTRAL	0- 0		0- 0		0- 0	
5- 7	0- 2		0- 3		NON-CONFERENCE	1- 1		0- 1		4- 0	
3- 4	0- 2		0- 1		HOME	1- 0		0- 1		2- 0	
2- 3	0- 0		0- 2		AWAY	0- 1		0- 0		2- 0	
0- 0	0- 0		0- 0		NEUTRAL	0- 0		0- 0		0- 0	
2- 2	0- 0		0- 0		CONFERENCE	0- 2		1- 0		1- 0	
1- 1	0- 0		0- 0		HOME	0- 1		1- 0		0- 0	
1- 1	0- 0		0- 0		AWAY	0- 1		0- 0		1- 0	
0- 0	0- 0		0- 0		NEUTRAL	0- 0		0- 0		0- 0	

RPI 1-25				RPI 26-50				RPI 51-100				RPI 101+ Team's RPI: 102			
RPI	S	Opponent	Score	RPI	S	Opponent	Score	RPI	S	Opponent	Score	RPI	S	Opponent	Score
20	H	Syracuse	62 74	37	A	Maryland	54 80	62	A	Fordham	50 61	114	H	George Mason	62 52
22	H	South Fla.	78 83	39	H	South Dakota St.	88 97	68	H	American	61 44	127	H	Vanderbilt	59 69
				47	A	Princeton	52 72	69	H	Duquesne	53 54	169	H	Georgetown	65 54
								74	A	Mercer	44 61	190	H	Wisconsin	61 46
												260	A	Monmouth	59 45
												279	A	Towson	66 43
												306	A	VCU	61 39
-----															
LAST 12 Division I GAMES:															
69	H	Duquesne	53 54	37	A	Maryland	54 80	74	A	Mercer	44 61	22	H	South Fla.	78 83
114	H	George Mason	62 52									20	H	Syracuse	62 74
306	A	VCU	61 39									190	H	Wisconsin	61 46
62	A	Fordham	50 61									127	H	Vanderbilt	59 69
260	A	Monmouth	59 45												
68	H	American	61 44												

Non-Div I Games:

George Washington

Average RPI	Win:	222	WON-LOST	WINNING	LAST 10	STRENGTH OF	OPP. STRENGTH	TEAM	ADJ.	CONF.	ADJ CONF.
Average RPI	Loss:	66	RECORD	PCT. RANK	GAMES	SCHEDULE	OF SCHEDULE	RPI	RPI	RPI	RPI
DIV. I ONLY		7- 10		222	3- 7	154	18	169	169	6	6
DIV. I NON-CONF.		5- 5		170	3- 2	243	39	179	179	5	5
-----											
TOTALS	RPI 1-25		RPI 26-50		W-L RECORDS	RPI 51-100		RPI 101-150		RPI 150+	
7- 10	0- 1		0- 2		OVERALL	0- 5		1- 2		6- 0	
3- 3	0- 1		0- 0		HOME	0- 2		1- 0		2- 0	
3- 5	0- 0		0- 2		AWAY	0- 2		0- 1		3- 0	
1- 2	0- 0		0- 0		NEUTRAL	0- 1		0- 1		1- 0	
5- 5	0- 0		0- 1		NON-CONFERENCE	0- 2		0- 2		5- 0	
2- 1	0- 0		0- 0		HOME	0- 1		0- 0		2- 0	
2- 2	0- 0		0- 1		AWAY	0- 0		0- 1		2- 0	
1- 2	0- 0		0- 0		NEUTRAL	0- 1		0- 1		1- 0	
2- 5	0- 1		0- 1		CONFERENCE	0- 3		1- 0		1- 0	
1- 2	0- 1		0- 0		HOME	0- 1		1- 0		0- 0	
1- 3	0- 0		0- 1		AWAY	0- 2		0- 0		1- 0	
0- 0	0- 0		0- 0		NEUTRAL	0- 0		0- 0		0- 0	

RPI 1-25				RPI 26-50				RPI 51-100				RPI 101+ Team's RPI: 169			
RPI	S	Opponent	Score	RPI	S	Opponent	Score	RPI	S	Opponent	Score	RPI	S	Opponent	Score
13	H	Villanova	58 60	27	A	NC State	49 63	53	H	Minnesota	63 73	102	A	George Washington	54 65
				31	A	St. John's (NY)	41 64	55	A	Creighton	58 69	109	N	Auburn	40 60
								78	H	Butler	57 66	135	H	Xavier	65 60
								95	N	Chattanooga	41 54	161	A	Providence	75 43
								98	A	Seton Hall	65 70	168	N	Northwestern	55 54
												238	H	Howard	93 41
												257	A	Loyola Maryland	72 54
												288	H	FIU	77 56
												306	A	VCU	71 59
-----															
LAST 12 Division I GAMES:															
98	A	Seton Hall	65 70	161	A	Providence	75 43								
31	A	St. John's (NY)	41 64	306	A	VCU	71 59								
13	H	Villanova	58 60	27	A	NC State	49 63								
78	H	Butler	57 66	53	H	Minnesota	63 73								
135	H	Xavier	65 60	288	H	FIU	77 56								
55	A	Creighton	58 69	168	N	Northwestern	55 54								

Non-Div I Games:

Georgetown

Average RPI Win:	155	WON-LOST	WINNING	LAST 10	STRENGTH OF	OPP. STRENGTH	TEAM	ADJ.	CONF.	ADJ CONF.
Average RPI Loss:	6	RECORD	PCT. RANK	GAMES	SCHEDULE	OF SCHEDULE	RPI	RPI	RPI	RPI
DIV. I ONLY	16- 2	7	9- 1	61	39	21	21	2	2	
DIV. I NON-CONF.	12- 1	8	6- 1	106	133	28	28	2	2	
-----										
TOTALS	RPI 1-25	RPI 26-50	W-L RECORDS	RPI 51-100	RPI 101-150	RPI 150+				
16- 2	1- 2	1- 0	OVERALL	5- 0	2- 0	7- 0				
9- 2	0- 2	0- 0	HOME	3- 0	0- 0	6- 0				
7- 0	1- 0	1- 0	AWAY	2- 0	2- 0	1- 0				
0- 0	0- 0	0- 0	NEUTRAL	0- 0	0- 0	0- 0				
12- 1	0- 1	1- 0	NON-CONFERENCE	3- 0	1- 0	7- 0				
8- 1	0- 1	0- 0	HOME	2- 0	0- 0	6- 0				
4- 0	0- 0	1- 0	AWAY	1- 0	1- 0	1- 0				
0- 0	0- 0	0- 0	NEUTRAL	0- 0	0- 0	0- 0				
4- 1	1- 1	0- 0	CONFERENCE	2- 0	1- 0	0- 0				
1- 1	0- 1	0- 0	HOME	1- 0	0- 0	0- 0				
3- 0	1- 0	0- 0	AWAY	1- 0	1- 0	0- 0				
0- 0	0- 0	0- 0	NEUTRAL	0- 0	0- 0	0- 0				

RPI	S	Opponent	Score	RPI	S	Opponent	Score	RPI	S	Opponent	Score	RPI	S	Opponent	Score
3	H	Mississippi St.	62 86	44	A	Virginia	64 61	61	H	Arkansas	78 65	127	A	Vanderbilt	81 52
8	H	Texas	53 81					66	H	Georgia Tech	60 53	130	A	BYU	79 63
16	A	Texas A&M	92 84					74	A	Mercer	72 54	167	H	Furman	79 44
								84	H	Wright St.	87 71	205	H	North Florida	75 37
								94	A	Kentucky	56 42	238	H	Howard	87 47
												255	A	N. C. A&T	73 63
												274	H	Wofford	95 56
												321	H	Tennessee Tech	56 48
												328	H	Western Caro.	76 50
-----															
LAST 12 Division I GAMES:															
16	A	Texas A&M	92 84	84	H	Wright St.	87 71	238	H	Howard	87 47	66	H	Georgia Tech	60 53
61	H	Arkansas	78 65	255	A	N. C. A&T	73 63	8	H	Texas	53 81	167	H	Furman	79 44
94	A	Kentucky	56 42												
127	A	Vanderbilt	81 52												
3	H	Mississippi St.	62 86												
205	H	North Florida	75 37												

Non-Div I Games:

Georgia

Average RPI Win:	230	WON-LOST	WINNING	LAST 10	STRENGTH OF	OPP. STRENGTH	TEAM	ADJ.	CONF.	ADJ CONF.
Average RPI Loss:	179	RECORD	PCT. RANK	GAMES	SCHEDULE	OF SCHEDULE	RPI	RPI	RPI	RPI
DIV. I ONLY	2- 13	317	1- 8	194	207	309	309	24	24	
DIV. I NON-CONF.	2- 7	286	1- 3	161	141	275	275	24	24	
-----										
TOTALS	RPI 1-25	RPI 26-50	W-L RECORDS	RPI 51-100	RPI 101-150	RPI 150+				
2- 13	0- 1	0- 1	OVERALL	0- 1	0- 2	2- 8				
2- 4	0- 0	0- 1	HOME	0- 0	0- 1	2- 2				
0- 9	0- 0	0- 0	AWAY	0- 0	0- 0	0- 0				
0- 0	0- 0	0- 0	NEUTRAL	0- 0	0- 0	0- 0				
2- 7	0- 1	0- 1	NON-CONFERENCE	0- 1	0- 0	2- 4				
2- 2	0- 0	0- 1	HOME	0- 0	0- 0	2- 1				
0- 5	0- 1	0- 0	AWAY	0- 1	0- 0	0- 3				
0- 0	0- 0	0- 0	NEUTRAL	0- 0	0- 0	0- 0				
0- 6	0- 0	0- 0	CONFERENCE	0- 0	0- 2	0- 4				
0- 2	0- 0	0- 0	HOME	0- 0	0- 1	0- 1				
0- 4	0- 0	0- 0	AWAY	0- 0	0- 1	0- 3				
0- 0	0- 0	0- 0	NEUTRAL	0- 0	0- 0	0- 0				

RPI 1-25				RPI 26-50				RPI 51-100				RPI 101+ Team's RPI: 309			
RPI	S	Opponent	Score	RPI	S	Opponent	Score	RPI	S	Opponent	Score	RPI	S	Opponent	Score
3	A	Mississippi St.	50 106	46	H	Western Ky.	63 74	66	A	Georgia Tech	51 75	105	A	South Ala.	52 88
												129	H	Little Rock	50 65
												154	H	Jacksonville St.	55 41
												206	H	Arkansas St.	58 75
												209	A	Florida	66 82
												222	H	Fla. Atlantic	50 82
												226	A	Troy	86 90
												268	A	UNCW	62 74
												282	A	Appalachian St.	62 77
												283	A	Kennesaw St.	61 71
												285	A	Coastal Caro.	49 64
												306	H	VCU	61 56
LAST 12 Division I GAMES:															
285	A	Coastal Caro.	49 64	268	A	UNCW	62 74								
282	A	Appalachian St.	62 77	154	H	Jacksonville St.	55 41								
206	H	Arkansas St.	58 75	222	H	Fla. Atlantic	50 82								
129	H	Little Rock	50 65	283	A	Kennesaw St.	61 71								
226	A	Troy	86 90	46	H	Western Ky.	63 74								
105	A	South Ala.	52 88	306	H	VCU	61 56								

Non-Div I Games: Allen 101 56 North Greenville 91 89

Georgia St.



Average RPI Win: 176

Average RPI Loss: 101

WON-LOST  
RECORDWINNING  
PCT. RANKLAST 10  
GAMESSTRENGTH OF  
SCHEDULEOPP. STRENGTH  
OF SCHEDULETEAM  
RPIADJ.  
RPICONF.  
RPIADJ CONF.  
RPIDIV. I ONLY  
DIV. I NON-CONF.13- 4  
7- 443  
1029- 1  
5- 1120  
42129  
12765  
6265  
6212  
1112  
11

TOTALS

RPI 1-25

RPI 26-50

W-L RECORDS

RPI 51-100

RPI 101-150

RPI 150+

13- 4

0- 0

0- 1

OVERALL

1- 1

5- 1

7- 1

7- 1

0- 0

0- 0

HOME

0- 0

3- 1

4- 0

5- 1

0- 0

0- 0

AWAY

1- 0

1- 0

3- 1

1- 2

0- 0

0- 1

NEUTRAL

0- 1

1- 0

0- 0

7- 4

0- 0

0- 1

NON-CONFERENCE

1- 1

4- 1

2- 1

4- 1

0- 0

0- 0

HOME

0- 0

3- 1

1- 0

2- 1

0- 0

0- 0

AWAY

1- 0

0- 0

1- 1

1- 2

0- 0

0- 1

NEUTRAL

0- 1

1- 0

0- 0

6- 0

0- 0

0- 0

CONFERENCE

0- 0

1- 0

5- 0

3- 0

0- 0

0- 0

HOME

0- 0

0- 0

3- 0

3- 0

0- 0

0- 0

AWAY

0- 0

1- 0

2- 0

0- 0

0- 0

0- 0

NEUTRAL

0- 0

0- 0

0- 0

RPI 1-25

RPI 26-50

RPI 51-100

Team's RPI: 65

RPI 101+

RPI S Opponent Score

RPI S Opponent Score

RPI S Opponent Score

RPI S Opponent Score

26 N DePaul 71 88

51 A Washington St. 64 56

115 H Western Ill. 80 65

71 N Belmont 63 71

118 N Kent St. 77 57

133 H UNLV 50 52

146 A Pacific 99 72

148 H Saint Francis (PA) 97 74

150 H Portland St. 91 52

151 H Loyola Marymount 77 67

174 A Colorado St. 49 65

180 H San Francisco 74 47

201 H Eastern Wash. 69 45

204 H Pepperdine 73 51

239 A Montana 70 55

258 A Santa Clara 63 51

323 A Portland 70 56

LAST 12 Division I GAMES:

180 H San Francisco 74 47

115 H Western Ill. 80 65

323 A Portland 70 56

148 H Saint Francis (PA) 97 74

151 H Loyola Marymount 77 67

133 H UNLV 50 52

204 H Pepperdine 73 51

51 A Washington St. 64 56

258 A Santa Clara 63 51

150 H Portland St. 91 52

146 A Pacific 99 72

201 H Eastern Wash. 69 45

Non-Div I Games:

Gonzaga

Average RPI	Win: 299	WON-LOST	WINNING	LAST 10	STRENGTH OF	OPP. STRENGTH	TEAM	ADJ.	CONF.	ADJ CONF.
Average RPI	Loss: 121	RECORD	PCT. RANK	GAMES	SCHEDULE	OF SCHEDULE	RPI	RPI	RPI	RPI
DIV. I ONLY	7- 9	207	4- 6	293	171	234	234	32	32	
DIV. I NON-CONF.	3- 8	267	2- 5	193	90	244	244	32	32	
-----										
TOTALS	RPI 1-25	RPI 26-50	W-L RECORDS	RPI 51-100	RPI 101-150	RPI 150+				
7- 9	0- 1	0- 0	OVERALL	0- 3	0- 1	7- 4				
5- 1	0- 1	0- 0	HOME	0- 0	0- 0	5- 0				
2- 7	0- 0	0- 0	AWAY	0- 0	0- 0	2- 0				
0- 1	0- 0	0- 0	NEUTRAL	0- 1	0- 0	0- 0				
3- 8	0- 1	0- 0	NON-CONFERENCE	0- 3	0- 1	3- 3				
2- 1	0- 1	0- 0	HOME	0- 0	0- 0	2- 0				
1- 6	0- 0	0- 0	AWAY	0- 2	0- 1	1- 3				
0- 1	0- 0	0- 0	NEUTRAL	0- 1	0- 0	0- 0				
4- 1	0- 0	0- 0	CONFERENCE	0- 0	0- 0	4- 1				
3- 0	0- 0	0- 0	HOME	0- 0	0- 0	3- 0				
1- 1	0- 0	0- 0	AWAY	0- 0	0- 0	1- 1				
0- 0	0- 0	0- 0	NEUTRAL	0- 0	0- 0	0- 0				

RPI 1-25				RPI 26-50				RPI 51-100				RPI 101+				Team's RPI: 234
RPI	S	Opponent	Score	RPI	S	Opponent	Score	RPI	S	Opponent	Score	RPI	S	Opponent	Score	
6	H	Florida St.	53 96					61	A	Arkansas	62 79	135	A	Xavier	67 72	
								64	A	Alabama	49 73	157	A	Memphis	48 57	
								82	N	North Carolina	63 79	165	A	Louisiana Tech	53 64	
												206	A	Arkansas St.	56 76	
												214	A	Southern U.	44 63	
												267	H	Alabama A&M	78 49	
												289	A	McNeese	75 60	
												291	H	Prairie View	81 79	
												301	A	Alcorn	75 68	
												304	H	Southeastern La.	61 52	
												305	H	Alabama St.	93 71	
												337	H	La. -Monroe	61 52	
LAST 12 Division I GAMES:																
291	H	Prairie View	81 79	157	A	Memphis	48 57									
301	A	Alcorn	75 68	82	N	North Carolina	63 79									
214	A	Southern U.	44 63	206	A	Arkansas St.	56 76									
305	H	Alabama St.	93 71	64	A	Alabama	49 73									
267	H	Alabama A&M	78 49	304	H	Southeastern La.	61 52									
61	A	Arkansas	62 79	289	A	McNeese	75 60									

Non-Div I Games:

Grambling

## Grand Canyon

Through Games Of Jan. 14, 2018

Average RPI Win:	272	WON-LOST	WINNING	LAST 10	STRENGTH OF	OPP. STRENGTH	TEAM	ADJ.	CONF.	ADJ CONF.
Average RPI Loss:	182	RECORD	PCT. RANK	GAMES	SCHEDULE	OF SCHEDULE	RPI	RPI	RPI	RPI
DIV. I ONLY	6- 9	227	5- 4	249	330	242	242	30	30	
DIV. I NON-CONF.	4- 8	239	4- 4	269	312	270	270	30	30	
-----										
TOTALS	RPI 1-25	RPI 26-50	W-L RECORDS	RPI 51-100	RPI 101-150	RPI 150+				
6- 9	0- 1	0- 0	OVERALL	0- 0	0- 3	6- 5				
3- 3	0- 1	0- 0	HOME	0- 0	0- 1	3- 1				
3- 6	0- 0	0- 0	AWAY	0- 0	0- 2	3- 4				
0- 0	0- 0	0- 0	NEUTRAL	0- 0	0- 0	0- 0				
4- 8	0- 1	0- 0	NON-CONFERENCE	0- 0	0- 3	4- 4				
2- 3	0- 1	0- 0	HOME	0- 0	0- 1	2- 1				
2- 5	0- 0	0- 0	AWAY	0- 0	0- 2	2- 3				
0- 0	0- 0	0- 0	NEUTRAL	0- 0	0- 0	0- 0				
2- 1	0- 0	0- 0	CONFERENCE	0- 0	0- 0	2- 1				
1- 0	0- 0	0- 0	HOME	0- 0	0- 0	1- 0				
1- 1	0- 0	0- 0	AWAY	0- 0	0- 0	1- 1				
0- 0	0- 0	0- 0	NEUTRAL	0- 0	0- 0	0- 0				

RPI 1-25				RPI 26-50				RPI 51-100				RPI 101+				Team's RPI: 242
RPI	S	Opponent	Score	RPI	S	Opponent	Score	RPI	S	Opponent	Score	RPI	S	Opponent	Score	
19	H	Duke	61 74									122	A	Washington	65 79	
												123	H	Rice	59 69	
												133	A	UNLV	47 76	
												193	A	Cal Poly	69 75	
												218	A	Bethune-Cookman	60 69	
												219	H	Seattle U	74 63	
												222	A	Fla. Atlantic	77 73	
												246	A	Valparaiso	75 80	
												250	A	New Mexico St.	60 64	
												258	H	Santa Clara	39 38	
												295	H	Southern Utah	59 54	
												313	A	UTRGV	65 59	
												324	A	Northern Ariz.	72 54	
												330	H	Long Beach St.	63 65	
-----																
LAST 12 Division I GAMES:																
313	A	UTRGV	65 59	122	A	Washington	65 79									
250	A	New Mexico St.	60 64	330	H	Long Beach St.	63 65									
219	H	Seattle U	74 63	218	A	Bethune-Cookman	60 69									
258	H	Santa Clara	39 38	222	A	Fla. Atlantic	77 73									
295	H	Southern Utah	59 54	246	A	Valparaiso	75 80									
324	A	Northern Ariz.	72 54	133	A	UNLV	47 76									

Non-Div I Games: Arizona Christian 75 51 Benedictine Mesa 67 53

Grand Canyon

Loss, 
Non-Conf, 
S Site, 
H Home
A Away 
N Neutral



Average RPI	Win:	128	WON-LOST	WINNING	LAST 10	STRENGTH OF	OPP. STRENGTH	TEAM	ADJ.	CONF.	ADJ CONF.
Average RPI	Loss:	133	RECORD	PCT. RANK	GAMES	SCHEDULE	OF SCHEDULE	RPI	RPI	RPI	RPI
DIV. I ONLY		14- 2		13	9- 1	33	71	12	12	11	11
DIV. I NON-CONF.		10- 1		17	6- 1	17	27	5	5	10	10
-----											
TOTALS	RPI 1-25		RPI 26-50		W-L RECORDS	RPI 51-100		RPI 101-150		RPI 150+	
14- 2	2- 1		1- 0		OVERALL	4- 0		1- 0		6- 1	
7- 0	1- 0		1- 0		HOME	2- 0		1- 0		2- 0	
5- 1	0- 0		0- 0		AWAY	2- 0		0- 0		3- 1	
2- 1	1- 1		0- 0		NEUTRAL	0- 0		0- 0		1- 0	
10- 1	2- 1		1- 0		NON-CONFERENCE	2- 0		0- 0		5- 0	
4- 0	1- 0		1- 0		HOME	1- 0		0- 0		1- 0	
4- 0	0- 0		0- 0		AWAY	1- 0		0- 0		3- 0	
2- 1	1- 1		0- 0		NEUTRAL	0- 0		0- 0		1- 0	
4- 1	0- 0		0- 0		CONFERENCE	2- 0		1- 0		1- 1	
3- 0	0- 0		0- 0		HOME	1- 0		1- 0		1- 0	
1- 1	0- 0		0- 0		AWAY	1- 0		0- 0		0- 1	
0- 0	0- 0		0- 0		NEUTRAL	0- 0		0- 0		0- 0	

RPI	S	Opponent	Score	RPI	S	Opponent	Score	RPI	S	Opponent	Score	RPI	S	Opponent	Score
3	N	Mississippi St.	46 67	39	H	South Dakota St.	55 41	77	A	Dayton	75 64	106	H	Cleveland St.	69 43
18	H	Marquette	63 55					84	A	Wright St.	58 51	168	A	Northwestern	63 57
24	N	Arizona St.	61 48					92	H	Milwaukee	52 29	175	H	Bradley	72 40
								95	H	Chattanooga	60 30	181	N	Columbia	61 43
												190	A	Wisconsin	67 34
												261	H	Youngstown St.	65 56
												262	A	Northern Ky.	54 62
												280	A	Loyola Chicago	76 39
-----															
LAST 12 Division I GAMES:															
106	H	Cleveland St.	69 43	175	H	Bradley	72 40	280	A	Loyola Chicago	76 39	77	A	Dayton	75 64
261	H	Youngstown St.	65 56					18	H	Marquette	63 55	3	N	Mississippi St.	46 67
92	H	Milwaukee	52 29					24	N	Arizona St.	61 48				
262	A	Northern Ky.	54 62												
84	A	Wright St.	58 51												
168	A	Northwestern	63 57												

Non-Div I Games:

Green Bay

Average RPI Win: 223

Average RPI Loss: 86

WON-LOST  
RECORDWINNING  
PCT. RANKLAST 10  
GAMESSTRENGTH OF  
SCHEDULEOPP. STRENGTH  
OF SCHEDULETEAM  
RPIADJ.  
RPICONF.  
RPIADJ CONF.  
RPIDIV. I ONLY  
DIV. I NON-CONF.5- 9  
3- 9250  
2793- 6  
2- 787  
3369  
45138  
138138  
13831  
3131  
31

TOTALS

RPI 1-25

RPI 26-50

W-L RECORDS

RPI 51-100

RPI 101-150

RPI 150+

5- 9 0- 1  
2- 1 0- 0  
2- 7 0- 1  
1- 1 0- 00- 2  
0- 1  
0- 1  
0- 0OVERALL  
HOME  
AWAY  
NEUTRAL1- 3  
0- 0  
1- 3  
0- 00- 1  
0- 0  
0- 0  
0- 14- 2  
2- 0  
1- 2  
1- 03- 9 0- 1  
1- 1 0- 0  
1- 7 0- 1  
1- 1 0- 00- 2  
0- 1  
0- 1  
0- 0NON-CONFERENCE  
HOME  
AWAY  
NEUTRAL1- 3  
0- 0  
1- 3  
0- 00- 1  
0- 0  
0- 0  
0- 12- 2  
1- 0  
0- 2  
1- 02- 0 0- 0  
1- 0 0- 0  
1- 0 0- 0  
0- 0 0- 00- 0  
0- 0  
0- 0  
0- 0CONFERENCE  
HOME  
AWAY  
NEUTRAL0- 0  
0- 0  
0- 0  
0- 00- 0  
0- 0  
0- 0  
0- 02- 0  
1- 0  
1- 0  
0- 0

RPI 1-25

RPI 26-50

RPI 51-100

RPI 101+

Team's RPI: 138

RPI S Opponent Score  
7 A Oregon 45 87RPI S Opponent Score  
43 H Qui nni pi ac 58 64  
44 A Vi rgi ni a 62 66RPI S Opponent Score  
70 A TCU 68 90  
82 A North Carol i na 70 66  
86 A El on 59 82  
95 A Chattanooga 52 64RPI S Opponent Score  
104 N Brown 66 73  
158 A Temple 56 65  
170 A Samford 61 66  
181 H Col umbi a 60 58  
259 N San Jose St. 81 73  
281 A UMES 70 65  
312 H Delaware St. 66 62

LAST 12 Division I GAMES:

312 H Delaware St.	66 62	158 A Temple	56 65
281 A UMES	70 65	43 H Qui nni pi ac	58 64
181 H Col umbi a	60 58	7 A Oregon	45 87
170 A Samford	61 66	259 N San Jose St.	81 73
95 A Chattanooga	52 64	104 N Brown	66 73
70 A TCU	68 90	44 A Vi rgi ni a	62 66

Non-Div I Games:

Hampton

Average RPI	Win:	232	WON-LOST	WINNING	LAST 10	STRENGTH OF	OPP. STRENGTH	TEAM	ADJ.	CONF.	ADJ CONF.
Average RPI	Loss:	71	RECORD	PCT. RANK	GAMES	SCHEDULE	OF SCHEDULE	RPI	RPI	RPI	RPI
DIV. I ONLY		11- 6		90	8- 2	92	269	91	91	20	20
DIV. I NON-CONF.		8- 5		111	6- 2	116	207	105	105	23	23
-----											
TOTALS	RPI 1-25		RPI 26-50		W-L RECORDS	RPI 51-100		RPI 101-150		RPI 150+	
11- 6	0- 2		1- 0		OVERALL	0- 3		1- 1		9- 0	
5- 2	0- 1		1- 0		HOME	0- 1		0- 0		4- 0	
3- 4	0- 0		0- 0		AWAY	0- 0		0- 0		3- 0	
3- 0	0- 0		0- 0		NEUTRAL	0- 0		1- 0		2- 0	
8- 5	0- 2		0- 0		NON-CONFERENCE	0- 3		1- 0		7- 0	
4- 2	0- 1		0- 0		HOME	0- 1		0- 0		4- 0	
1- 3	0- 1		0- 0		AWAY	0- 2		0- 0		1- 0	
3- 0	0- 0		0- 0		NEUTRAL	0- 0		1- 0		2- 0	
3- 1	0- 0		1- 0		CONFERENCE	0- 0		0- 1		2- 0	
1- 0	0- 0		1- 0		HOME	0- 0		0- 0		0- 0	
2- 1	0- 0		0- 0		AWAY	0- 0		0- 1		2- 0	
0- 0	0- 0		0- 0		NEUTRAL	0- 0		0- 0		0- 0	

RPI 1-25				RPI 26-50				RPI 51-100 Team's RPI: 91				RPI 101+			
RPI	S	Opponent	Score	RPI	S	Opponent	Score	RPI	S	Opponent	Score	RPI	S	Opponent	Score
13	H	Villanova	53 71	50	H	Albany (NY)	70 55	62	A	Fordham	44 69	119	N	Yale	78 70
20	A	Syracuse	63 75					82	A	North Carolina	70 90	147	A	Binghamton	59 64
								100	H	Delaware	63 72	199	H	Niagara	83 65
												200	H	Siena	71 62
												215	H	Hofstra	60 49
												236	A	Stony Brook	75 68
												267	N	Alabama A&M	56 47
												293	H	Central Conn. St.	68 52
												300	A	Bryant	59 47
												329	N	Charleston So.	62 43
												349	A	UMass Lowell	81 42
-----															
LAST 12 Division I GAMES:															
147	A	Binghamton	59 64	200	H	Siena	71 62	300	A	Bryant	59 47	293	H	Central Conn. St.	68 52
349	A	UMass Lowell	81 42	267	N	Alabama A&M	56 47	199	H	Niagara	83 65	329	N	Charleston So.	62 43
236	A	Stony Brook	75 68	82	A	North Carolina	70 90	119	N	Yale	78 70	147	A	Binghamton	59 64
50	H	Albany (NY)	70 55	62	A	Fordham	44 69	200	H	Siena	71 62	199	H	Niagara	83 65

Non-Div I Games:

Hartford

Average RPI Win: 217

Average RPI Loss: 83

WON-LOST  
RECORDWINNING  
PCT. RANKLAST 10  
GAMESSTRENGTH OF  
SCHEDULEOPP. STRENGTH  
OF SCHEDULETEAM  
RPIADJ.  
RPICONF.  
RPIADJ CONF.  
RPIDIV. I ONLY  
DIV. I NON-CONF.8- 6  
8- 5129  
1116- 4  
8- 3118  
140128  
128101  
85101  
859  
99  
9

TOTALS

RPI 1-25

RPI 26-50

W-L RECORDS

RPI 51-100

RPI 101-150

RPI 150+

8- 6 0- 0  
5- 0 0- 0  
1- 5 0- 0  
2- 1 0- 00- 2  
0- 0  
0- 2  
0- 0OVERALL  
HOME  
AWAY  
NEUTRAL0- 3  
0- 0  
0- 2  
0- 10- 0  
0- 0  
0- 0  
0- 08- 1  
5- 0  
1- 1  
2- 08- 5 0- 0  
5- 0 0- 0  
1- 4 0- 0  
2- 1 0- 00- 2  
0- 0  
0- 2  
0- 0NON-CONFERENCE  
HOME  
AWAY  
NEUTRAL0- 2  
0- 0  
0- 1  
0- 10- 0  
0- 0  
0- 0  
0- 08- 1  
5- 0  
1- 1  
2- 00- 1 0- 0  
0- 0 0- 0  
0- 1 0- 0  
0- 0 0- 00- 0  
0- 0  
0- 0  
0- 0CONFERENCE  
HOME  
AWAY  
NEUTRAL0- 1  
0- 0  
0- 1  
0- 00- 0  
0- 0  
0- 0  
0- 00- 0  
0- 0  
0- 0  
0- 0

RPI 1-25

RPI S Opponent Score

RPI 26-50

RPI S Opponent Score

28 A FGCU 56 65  
44 A Virginia 48 50

RPI 51-100

RPI S Opponent Score

77 N Dayton 66 72  
93 A Maine 51 76  
99 A Dartmouth 56 63

RPI 101+

Team's RPI: 101

RPI S Opponent Score

158 A Temple 64 86  
183 H Boston U. 80 70  
187 H La Salle 70 61  
200 H Siena 75 67  
203 A Northeastern 79 69  
229 N Akron 76 63  
236 H Stony Brook 60 53  
240 H Sacred Heart 70 62  
255 N N. C. A&T 64 60

LAST 12 Division I GAMES:

187 H La Salle 70 61  
99 A Dartmouth 56 63  
236 H Stony Brook 60 53  
229 N Akron 76 63  
28 A FGCU 56 65  
203 A Northeastern 79 69  
158 A Temple 64 86  
255 N N. C. A&T 64 60  
44 A Virginia 48 50  
183 H Boston U. 80 70  
240 H Sacred Heart 70 62  
200 H Siena 75 67H  
a  
r  
v  
a  
r  
dH  
a  
r  
v  
a  
r  
d

Non-Div I Games:

Harvard

Loss, Non-Conf, S Site, H Home A Away N Neutral

Average RPI	Win:	251	WON-LOST	WINNING	LAST 10	STRENGTH OF	OPP. STRENGTH	TEAM	ADJ.	CONF.	ADJ CONF.
Average RPI	Loss:	126	RECORD	PCT. RANK	GAMES	SCHEDULE	OF SCHEDULE	RPI	RPI	RPI	RPI
DIV. I ONLY		7- 9		207	3- 6	176	187	217	217	22	22
DIV. I NON-CONF.		6- 6		170	2- 5	162	119	183	183	21	21
-----											
TOTALS	RPI 1-25		RPI 26-50		W-L RECORDS	RPI 51-100		RPI 101-150		RPI 150+	
7- 9	0- 2		0- 2		OVERALL	0- 1		0- 0		7- 4	
5- 4	0- 0		0- 2		HOME	0- 0		0- 0		5- 2	
2- 3	0- 0		0- 0		AWAY	0- 1		0- 0		2- 2	
0- 2	0- 2		0- 0		NEUTRAL	0- 0		0- 0		0- 0	
6- 6	0- 2		0- 2		NON-CONFERENCE	0- 0		0- 0		6- 2	
4- 3	0- 0		0- 2		HOME	0- 0		0- 0		4- 1	
2- 1	0- 0		0- 0		AWAY	0- 0		0- 0		2- 1	
0- 2	0- 2		0- 0		NEUTRAL	0- 0		0- 0		0- 0	
1- 3	0- 0		0- 0		CONFERENCE	0- 1		0- 0		1- 2	
1- 1	0- 0		0- 0		HOME	0- 0		0- 0		1- 1	
0- 2	0- 0		0- 0		AWAY	0- 1		0- 0		0- 1	
0- 0	0- 0		0- 0		NEUTRAL	0- 0		0- 0		0- 0	

RPI	S	Opponent	Score	RPI	S	Opponent	Score	RPI	S	Opponent	Score	RPI	S	Opponent	Score	Team's RPI: 217
7	N	Oregon	44 85	34	H	Southern Cal i forni a	60 71	56	A	UC Davis	52 76	153	H	Idaho St.	62 64	
16	N	Texas A&M	59 103	41	H	Purdue	67 79					184	H	Marist	70 63	
												189	H	San Diego	64 63	
												193	H	UC Irvine	67 74	
												219	A	Seattle U	73 58	
												227	H	Montana St.	81 75	
												286	A	Arizona	65 60	
												307	A	Cal St. Fullerton	57 69	
												323	A	Portland	47 76	
												324	H	Northern Ariz.	84 68	
												330	H	Long Beach St.	74 66	
-----																
LAST 12 Division I GAMES:																
330	H	Long Beach St.	74 66	286	A	Arizona	65 60	153	H	Idaho St.	62 64	227	H	Montana St.	81 75	
193	H	UC Irvine	67 74	56	A	UC Davis	52 76	34	H	Southern Cal i forni a	60 71	41	H	Purdue	67 79	
7	N	Oregon	44 85	184	H	Marist	70 63									
16	N	Texas A&M	59 103													

Non-Div I Games: Hawai i Paci fic 67 57

Hawai i

Average RPI Win:	242	WON-LOST	WINNING	LAST 10	STRENGTH OF	OPP. STRENGTH	TEAM	ADJ.	CONF.	ADJ CONF.
Average RPI Loss:	75	RECORD	PCT. RANK	GAMES	SCHEDULE	OF SCHEDULE	RPI	RPI	RPI	RPI
DIV. I ONLY	8- 5	111	7- 3	198	160	112	112	29	29	
DIV. I NON-CONF.	4- 5	202	4- 3	101	105	119	119	29	29	
-----										
TOTALS	RPI 1-25	RPI 26-50	W-L RECORDS	RPI 51-100	RPI 101-150	RPI 150+				
8- 5	0- 1	0- 0	OVERALL	0- 3	2- 1	6- 0				
3- 2	0- 0	0- 0	HOME	0- 1	1- 1	2- 0				
5- 3	0- 0	0- 0	AWAY	0- 1	1- 0	4- 0				
0- 0	0- 0	0- 0	NEUTRAL	0- 0	0- 0	0- 0				
4- 5	0- 1	0- 0	NON-CONFERENCE	0- 3	1- 1	3- 0				
1- 2	0- 0	0- 0	HOME	0- 1	0- 1	1- 0				
3- 3	0- 1	0- 0	AWAY	0- 2	1- 0	2- 0				
0- 0	0- 0	0- 0	NEUTRAL	0- 0	0- 0	0- 0				
4- 0	0- 0	0- 0	CONFERENCE	0- 0	1- 0	3- 0				
2- 0	0- 0	0- 0	HOME	0- 0	1- 0	1- 0				
2- 0	0- 0	0- 0	AWAY	0- 0	0- 0	2- 0				
0- 0	0- 0	0- 0	NEUTRAL	0- 0	0- 0	0- 0				

RPI 1-25				RPI 26-50				RPI 51-100				RPI 101+				Team's RPI: 112
RPI	S	Opponent	Score	RPI	S	Opponent	Score	RPI	S	Opponent	Score	RPI	S	Opponent	Score	
19	A	Duke	50 77					54	A	Virginia Tech	63 86	136	H	Davison	74 82	
								80	H	UAB	61 77	145	H	Gardner-Webb	83 80	
								85	A	Ohio	61 64	149	A	Stetson	69 64	
												197	A	Norfolk St.	59 56	
												241	A	UNCG	81 72	
												265	A	UNC Asheville	58 45	
												269	H	Presbyterian	81 55	
												328	H	Western Caro.	75 69	
												341	A	Winthrop	79 58	
-----																
LAST 12 Division I GAMES:																
341	A	Winthrop	79 58	136	H	Davison	74 82	54	A	Virginia Tech	63 86					
269	H	Presbyterian	81 55	80	H	UAB	61 77	197	A	Norfolk St.	59 56					
265	A	UNC Asheville	58 45	149	A	Stetson	69 64	241	A	UNCG	81 72					
145	H	Gardner-Webb	83 80	19	A	Duke	50 77									
241	A	UNCG	81 72													
328	H	Western Caro.	75 69													

Non-Div I Games: N. C. Wesleyan 111 54 Barton 82 69

High Point

Hofstra				Through Games Of Jan. 14, 2018							
Average RPI	Win:	244	WON-LOST	WINNING	LAST 10	STRENGTH OF	OPP. STRENGTH	TEAM	ADJ.	CONF.	ADJ CONF.
Average RPI	Loss:	136	RECORD	PCT. RANK	GAMES	SCHEDULE	OF SCHEDULE	RPI	RPI	RPI	RPI
DIV. I ONLY			9- 8	158	5- 5	299	151	215	215	10	10
DIV. I NON-CONF.			6- 5	153	4- 2	329	198	240	240	12	12
-----											
TOTALS		RPI 1-25	RPI 26-50		W-L RECORDS		RPI 51-100		RPI 101-150		RPI 150+
9- 8		0- 0	0- 0		OVERALL		0- 4		1- 1		8- 3
4- 4		0- 0	0- 0		HOME		0- 2		0- 0		4- 2
4- 4		0- 0	0- 0		AWAY		0- 2		0- 1		4- 1
1- 0		0- 0	0- 0		NEUTRAL		0- 0		1- 0		0- 0
6- 5		0- 0	0- 0		NON-CONFERENCE		0- 1		1- 1		5- 3
3- 2		0- 0	0- 0		HOME		0- 0		0- 0		3- 2
2- 3		0- 0	0- 0		AWAY		0- 1		0- 1		2- 1
1- 0		0- 0	0- 0		NEUTRAL		0- 0		1- 0		0- 0
3- 3		0- 0	0- 0		CONFERENCE		0- 3		0- 0		3- 0
1- 2		0- 0	0- 0		HOME		0- 2		0- 0		1- 0
2- 1		0- 0	0- 0		AWAY		0- 1		0- 0		2- 0
0- 0		0- 0	0- 0		NEUTRAL		0- 0		0- 0		0- 0

RPI 1-25				RPI 26-50				RPI 51-100				RPI 101+ Team's RPI: 215			
RPI	S	Opponent	Score	RPI	S	Opponent	Score	RPI	S	Opponent	Score	RPI	S	Opponent	Score
								60	A	Drexel	38 47	103	N	Wake Forest	69 66
								87	H	James Madison	42 55	133	A	UNLV	52 68
								91	A	Hartford	49 60	181	A	Col umbi a	53 75
								100	H	Del aware	51 58	200	H	Si ena	60 70
												223	H	St. Bonaventure	71 68
												228	A	Col. of Charleston	75 60
												228	H	Col. of Charleston	65 60
												233	H	Holy Cross	69 63
												236	H	Stony Brook	49 73
												240	A	Sacred Heart	86 81
												268	A	UNCW	69 61
												332	A	I ona	68 43
												344	H	UMBC	71 55
LAST 12 Division I GAMES:															
228	H	Col. of Charleston	65 60	223	H	St. Bonaventure	71 68	181	A	Col umbi a	53 75	332	A	I ona	68 43
100	H	Del aware	51 58	200	H	Si ena	60 70	240	A	Sacred Heart	86 81	103	N	Wake Forest	69 66
268	A	UNCW	69 61												
228	A	Col. of Charleston	75 60												
60	A	Drexel	38 47												
87	H	James Madison	42 55												

Non-Div I Games:

Hofstra

Average RPI Win:	273	WON-LOST	WINNING	LAST 10	STRENGTH OF	OPP. STRENGTH	TEAM	ADJ.	CONF.	ADJ CONF.
Average RPI Loss:	157	RECORD	PCT. RANK	GAMES	SCHEDULE	OF SCHEDULE	RPI	RPI	RPI	RPI
DIV. I ONLY	8- 9	187	5- 5	279	303	233	233	15	15	
DIV. I NON-CONF.	5- 6	187	2- 4	289	329	250	250	18	18	
-----										
TOTALS	RPI 1-25	RPI 26-50	W-L RECORDS	RPI 51-100	RPI 101-150	RPI 150+				
8- 9	0- 0	0- 1	OVERALL	0- 2	0- 1	8- 5				
3- 5	0- 0	0- 1	HOME	0- 2	0- 0	3- 2				
5- 4	0- 0	0- 0	AWAY	0- 0	0- 1	5- 3				
0- 0	0- 0	0- 0	NEUTRAL	0- 0	0- 0	0- 0				
5- 6	0- 0	0- 1	NON-CONFERENCE	0- 1	0- 1	5- 3				
2- 3	0- 0	0- 1	HOME	0- 1	0- 0	2- 1				
3- 3	0- 0	0- 0	AWAY	0- 0	0- 1	3- 2				
0- 0	0- 0	0- 0	NEUTRAL	0- 0	0- 0	0- 0				
3- 3	0- 0	0- 0	CONFERENCE	0- 1	0- 0	3- 2				
1- 2	0- 0	0- 0	HOME	0- 1	0- 0	1- 1				
2- 1	0- 0	0- 0	AWAY	0- 0	0- 0	2- 1				
0- 0	0- 0	0- 0	NEUTRAL	0- 0	0- 0	0- 0				

RPI	S	Opponent	Score	RPI	S	Opponent	Score	RPI	S	Opponent	Score	RPI	S	Opponent	Score	Team's RPI: 233
50	H	Albany (NY)	56 65	89	H	Navy	58 65	104	A	Brown	78 82	171	H	Boston College	61 70	
				99	H	Dartmouth	74 76	172	H	Lehigh	54 49	183	A	Boston U.	60 57	
								184	A	Marist	74 85	215	A	Hofstra	63 69	
								243	H	Lafayette	65 69	256	A	Colgate	71 64	
								257	A	Loyola Maryland	60 77	276	A	Rider	83 56	
								300	H	Bryant	59 57	322	H	Vermont	64 53	
								325	A	Rhode Island	69 63	349	A	UMass Lowell	84 56	
-----																
LAST 12 Division I GAMES:																
183	A	Boston U.	60 57	99	H	Dartmouth	74 76	325	A	Rhode Island	69 63	322	H	Vermont	64 53	
89	H	Navy	58 65	50	H	Albany (NY)	56 65	171	H	Boston College	61 70	104	A	Brown	78 82	
257	A	Loyola Maryland	60 77	172	H	Lehigh	54 49	50	H	Albany (NY)	56 65					
172	H	Lehigh	54 49	243	H	Lafayette	65 69									
243	H	Lafayette	65 69	256	A	Colgate	71 64									

Non-Div I Games:

Holy Cross



Average RPI Win: 173

Average RPI Loss: 70

WON-LOST  
RECORDWINNING  
PCT. RANKLAST 10  
GAMESSTRENGTH OF  
SCHEDULEOPP. STRENGTH  
OF SCHEDULETEAM  
RPIADJ.  
RPICONF.  
RPIADJ CONF.  
RPIDIV. I ONLY  
DIV. I NON-CONF.14- 5  
11- 354  
467- 3  
6- 171  
10266  
9648  
3048  
308  
78  
7

TOTALS

RPI 1-25

RPI 26-50

W-L RECORDS

RPI 51-100

RPI 101-150

RPI 150+

14- 5

0- 3

0- 0

OVERALL

1- 0

5- 0

8- 2

6- 2

0- 1

0- 0

HOME

0- 0

2- 0

4- 1

5- 3

0- 2

0- 0

AWAY

0- 0

2- 0

3- 1

3- 0

0- 0

0- 0

NEUTRAL

1- 0

1- 0

1- 0

11- 3

0- 2

0- 0

NON-CONFERENCE

1- 0

4- 0

6- 1

5- 0

0- 0

0- 0

HOME

0- 0

2- 0

3- 0

3- 3

0- 2

0- 0

AWAY

0- 0

1- 0

2- 1

3- 0

0- 0

0- 0

NEUTRAL

1- 0

1- 0

1- 0

3- 2

0- 1

0- 0

CONFERENCE

0- 0

1- 0

2- 1

1- 2

0- 1

0- 0

HOME

0- 0

0- 0

1- 1

2- 0

0- 0

0- 0

AWAY

0- 0

1- 0

1- 0

0- 0

0- 0

0- 0

NEUTRAL

0- 0

0- 0

0- 0

RPI 1-25

RPI 26-50

Team's RPI: 48

RPI 51-100

RPI 101+

RPI	S	Opponent	Score
1	H	UConn	35 95
10	A	Rutgers	57 75
16	A	Texas A&M	65 83

RPI	S	Opponent	Score
-----	---	----------	-------

RPI	S	Opponent	Score
92	N	Milwaukee	74 59

RPI	S	Opponent	Score
114	H	George Mason	82 73
125	A	Tulane	98 92
128	N	Liberty	75 68
137	A	Texas St.	72 67
143	H	ETSU	88 69
152	H	Cincinnati	82 88
171	A	Boston College	74 79
179	A	UT Arlington	62 58
181	H	Columbia	77 53
185	H	Wichita St.	73 55
191	A	SMU	85 75
203	N	Northeastern	72 64
216	A	New Orleans	78 66
254	H	Texas Tech	79 75
273	H	Incarate Word	98 67

LAST 12 Division I GAMES:

1	H	UConn	35 95	114	H	George Mason	82 73
152	H	Cincinnati	82 88	273	H	Incarate Word	98 67
125	A	Tulane	98 92	10	A	Rutgers	57 75
185	H	Wichita St.	73 55	143	H	ETSU	88 69
191	A	SMU	85 75	254	H	Texas Tech	79 75
181	H	Columbia	77 53	179	A	UT Arlington	62 58

Houston

Houston

Non-Div I Games:

Houston

Loss, Non-Conf, S Site, H Home A Away N Neutral

Average RPI Win:	339	WON-LOST	WINNING	LAST 10	STRENGTH OF	OPP. STRENGTH	TEAM	ADJ.	CONF.	ADJ CONF.
Average RPI Loss:	180	RECORD	PCT. RANK	GAMES	SCHEDULE	OF SCHEDULE	RPI	RPI	RPI	RPI
DIV. I ONLY	1- 10	334	1- 7	211	338	308	308	27	27	
DIV. I NON-CONF.	0- 6	337	0- 4	48	342	298	298	26	26	
-----										
TOTALS	RPI 1-25	RPI 26-50	W-L RECORDS	RPI 51-100	RPI 101-150	RPI 150+				
1- 10	0- 1	0- 0	OVERALL	0- 0	0- 3	1- 6				
0- 2	0- 0	0- 0	HOME	0- 0	0- 1	0- 1				
1- 8	0- 1	0- 0	AWAY	0- 0	0- 2	1- 5				
0- 0	0- 0	0- 0	NEUTRAL	0- 0	0- 0	0- 0				
0- 6	0- 1	0- 0	NON-CONFERENCE	0- 0	0- 2	0- 3				
0- 0	0- 0	0- 0	HOME	0- 0	0- 0	0- 0				
0- 6	0- 1	0- 0	AWAY	0- 0	0- 2	0- 3				
0- 0	0- 0	0- 0	NEUTRAL	0- 0	0- 0	0- 0				
1- 4	0- 0	0- 0	CONFERENCE	0- 0	0- 1	1- 3				
0- 2	0- 0	0- 0	HOME	0- 0	0- 1	0- 1				
1- 2	0- 0	0- 0	AWAY	0- 0	0- 0	1- 2				
0- 0	0- 0	0- 0	NEUTRAL	0- 0	0- 0	0- 0				

RPI	S	Opponent	Score	RPI	S	Opponent	Score	RPI	S	Opponent	Score	RPI	S	Opponent	Score	Team's RPI: 308
22	A	South Fla.	43 90									117	H	Lamar University	51 79	
												123	A	Rice	45 67	
												140	A	UTEP	62 69	
												165	A	Louisiana Tech	62 85	
												192	A	Oral Roberts	56 78	
												216	A	New Orleans	52 70	
												244	A	Abilene Christian	68 80	
												245	H	Nicholls St.	61 73	
												337	A	La.-Monroe	73 77	
												339	A	Sam Houston St.	69 61	
LAST 12 Division I GAMES:																
339	A	Sam Houston St.	69 61	337	A	La.-Monroe	73 77	140	A	UTEP	62 69	192	A	Oral Roberts	56 78	
244	A	Abilene Christian	68 80	123	A	Rice	45 67	22	A	South Fla.	43 90					
245	H	Nicholls St.	61 73													
216	A	New Orleans	52 70													
117	H	Lamar University	51 79													
165	A	Louisiana Tech	62 85													

Non-Div I Games: LeTourneau 88 43 Paul Quinn 74 54 Jarvis Christian 78 30 Huston-Tillotson 76 72 Houston Baptist

Average RPI Win:	294	WON-LOST	WINNING	LAST 10	STRENGTH OF	OPP. STRENGTH	TEAM	ADJ.	CONF.	ADJ CONF.
Average RPI Loss:	161	RECORD	PCT. RANK	GAMES	SCHEDULE	OF SCHEDULE	RPI	RPI	RPI	RPI
DIV. I ONLY	5- 11	269	3- 6	101	348	238	238	31	31	
DIV. I NON-CONF.	4- 9	249	4- 4	51	331	223	223	31	31	
-----										
TOTALS	RPI 1-25	RPI 26-50	W-L RECORDS	RPI 51-100	RPI 101-150	RPI 150+				
5- 11	0- 1	0- 1	OVERALL	0- 1	0- 2	5- 6				
4- 3	0- 0	0- 0	HOME	0- 0	0- 2	4- 1				
1- 8	0- 0	0- 0	AWAY	0- 0	0- 0	1- 1				
0- 0	0- 0	0- 0	NEUTRAL	0- 0	0- 0	0- 0				
4- 9	0- 1	0- 1	NON-CONFERENCE	0- 1	0- 2	4- 4				
4- 2	0- 0	0- 0	HOME	0- 0	0- 2	4- 0				
0- 7	0- 1	0- 1	AWAY	0- 1	0- 0	0- 4				
0- 0	0- 0	0- 0	NEUTRAL	0- 0	0- 0	0- 0				
1- 2	0- 0	0- 0	CONFERENCE	0- 0	0- 0	1- 2				
0- 1	0- 0	0- 0	HOME	0- 0	0- 0	0- 1				
1- 1	0- 0	0- 0	AWAY	0- 0	0- 0	1- 1				
0- 0	0- 0	0- 0	NEUTRAL	0- 0	0- 0	0- 0				

RPI 1-25				RPI 26-50				RPI 51-100				RPI 101+ Team's RPI: 238			
RPI	S	Opponent	Score	RPI	S	Opponent	Score	RPI	S	Opponent	Score	RPI	S	Opponent	Score
21	A	Georgia	47 87	37	A	Maryland	49 111	74	A	Mercer	44 70	104	H	Brown	81 85
												134	H	William & Mary	71 83
												152	A	Cincinnati	53 87
												169	A	Georgetown	41 93
												200	A	Siena	61 72
												218	H	Bethune-Cookman	55 59
												270	H	Campbell	63 61
												275	H	St. Francis Brooklyn	72 69
												288	H	FIU	69 62
												292	H	Fairleigh Dickinson	68 65
												322	A	Vermont	65 88
												336	A	Florida A&M	59 74
												343	A	South Carolina St.	68 58
LAST 12 Division I GAMES:															
218	H	Bethune-Cookman	55 59	343	A	South Carolina St.	68 58	152	A	Cincinnati	53 87				
336	A	Florida A&M	59 74	275	H	St. Francis Brooklyn	72 69	288	H	FIU	69 62				
104	H	Brown	81 85	292	H	Fairleigh Dickinson	68 65	200	A	Siena	61 72				
270	H	Campbell	63 61												
74	A	Mercer	44 70												
21	A	Georgia	47 87												

Non-Div I Games:

Howard

Average RPI Win:	215	WON-LOST	WINNING	LAST 10	STRENGTH OF	OPP. STRENGTH	TEAM	ADJ.	CONF.	ADJ CONF.
Average RPI Loss:	66	RECORD	PCT. RANK	GAMES	SCHEDULE	OF SCHEDULE	RPI	RPI	RPI	RPI
DIV. I ONLY	12- 3	34	8- 2	291	94	88	88	11	11	
DIV. I NON-CONF.	7- 3	74	5- 2	275	30	91	91	10	10	
-----										
TOTALS	RPI 1-25	RPI 26-50	W-L RECORDS	RPI 51-100	RPI 101-150	RPI 150+				
12- 3	0- 0	0- 1	OVERALL	2- 1	1- 1	9- 0				
3- 1	0- 0	0- 0	HOME	0- 0	0- 1	3- 0				
8- 2	0- 0	0- 1	AWAY	1- 1	1- 0	6- 0				
1- 0	0- 0	0- 0	NEUTRAL	1- 0	0- 0	0- 0				
7- 3	0- 0	0- 1	NON-CONFERENCE	2- 1	0- 1	5- 0				
1- 1	0- 0	0- 0	HOME	0- 0	0- 1	1- 0				
5- 2	0- 0	0- 1	AWAY	1- 1	0- 0	4- 0				
1- 0	0- 0	0- 0	NEUTRAL	1- 0	0- 0	0- 0				
5- 0	0- 0	0- 0	CONFERENCE	0- 0	1- 0	4- 0				
2- 0	0- 0	0- 0	HOME	0- 0	0- 0	2- 0				
3- 0	0- 0	0- 0	AWAY	0- 0	1- 0	2- 0				
0- 0	0- 0	0- 0	NEUTRAL	0- 0	0- 0	0- 0				

RPI 1-25				RPI 26-50				RPI 51-100				RPI 101+			
RPI	S	Opponent	Score	RPI	S	Opponent	Score	RPI	S	Opponent	Score	RPI	S	Opponent	Score
				26	A	DePaul	71 85	52	A	UCF	59 63	106	A	Cleveland St.	77 64
								58	N	Wyoming	65 59	120	H	Miami (OH)	83 96
								85	A	Ohio	76 52	154	H	Oakland	80 64
												157	A	Memphis	80 57
												188	A	UNI	54 48
												261	A	Youngstown St.	65 43
												287	H	Detroit Mercy	90 62
												299	H	Indiana St.	86 57
												321	A	Tennessee Tech	68 54
												331	A	Ga. Southern	72 52
												334	A	Ill. -Chicago	82 46
LAST 12 Division I GAMES:															
287	H	Detroit Mercy	90 62	154	H	Oakland	80 64	321	A	Tennessee Tech	68 54	120	H	Miami (OH)	83 96
261	A	Youngstown St.	65 43	85	A	Ohio	76 52	157	A	Memphis	80 57	334	A	Ill. -Chicago	82 46
106	A	Cleveland St.	77 64	26	A	DePaul	71 85	58	N	Wyoming	65 59				
334	A	Ill. -Chicago	82 46	331	A	Ga. Southern	72 52								

Non-Div I Games: Georgetown (KY) 85 52

IUPUI

Average RPI Win: 210		WON-LOST RECORD	WINNING PCT. RANK	LAST 10 GAMES	STRENGTH OF SCHEDULE	OPP. STRENGTH OF SCHEDULE	TEAM RPI	ADJ. RPI	CONF. RPI	ADJ. CONF. RPI
Average RPI Loss: 124										
DIV. I ONLY		5- 10	263	3- 6	106	129	198	198	19	19
DIV. I NON-CONF.		3- 7	253	1- 5	52	147	172	172	15	15
TOTALS		RPI 1-25	RPI 26-50	W-L RECORDS		RPI 51-100	RPI 101-150	RPI 150+		
5- 10	0- 2		0- 1	OVERALL		0- 2	1- 1	4- 4		
2- 4	0- 0		0- 1	HOME		0- 1	0- 1	2- 1		
3- 5	0- 0		0- 0	AWAY		0- 0	1- 0	2- 0		
0- 1	0- 0		0- 0	NEUTRAL		0- 1	0- 0	0- 0		
3- 7	0- 2		0- 0	NON-CONFERENCE		0- 2	0- 1	3- 2		
1- 3	0- 0		0- 0	HOME		0- 1	0- 1	1- 1		
2- 3	0- 2		0- 0	AWAY		0- 0	0- 0	2- 1		
0- 1	0- 0		0- 0	NEUTRAL		0- 1	0- 0	0- 0		
2- 3	0- 0		0- 1	CONFERENCE		0- 0	1- 0	1- 2		
1- 1	0- 0		0- 1	HOME		0- 0	0- 0	1- 0		
1- 2	0- 0		0- 0	AWAY		0- 0	1- 0	0- 2		
0- 0	0- 0		0- 0	NEUTRAL		0- 0	0- 0	0- 0		

RPI 1-25					
RPI	S	Opponent	Score		
5	A	Ohio St.	56	99	
24	A	Arizona St.	33	77	

RPI 26-50					
RPI	S	Opponent	Score		
38	H	Northern Colo.	72	78	

RPI 51-100					
RPI	S	Opponent	Score		
58	H	Wyoming	64	70	
70	N	TCU	76	86	

RPI 101+ Team's RPI: 198					
RPI	S	Opponent	Score		
122	H	Washington	69	81	
150	A	Portland St.	101	90	
174	A	Colorado St.	83	69	
186	H	North Dakota	80	75	
201	A	Eastern Wash.	64	71	
219	H	Seattle U	60	68	
235	A	CSUN	80	75	
244	A	Abilene Christian	72	82	
263	A	Sacramento St.	64	79	
307	H	Cal St. Fullerton	80	60	

LAST 12 Division I GAMES:					
150	A	Portland St.	101	90	
263	A	Sacramento St.	64	79	
38	H	Northern Colo.	72	78	
186	H	North Dakota	80	75	
24	A	Arizona St.	33	77	
219	H	Seattle U	60	68	
201	A	Eastern Wash.	64	71	
58	H	Wyoming	64	70	
307	H	Cal St. Fullerton	80	60	
122	H	Washington	69	81	
70	N	TCU	76	86	
235	A	CSUN	80	75	

Non-Div I Games:	Eastern Ore.	84	70
------------------	--------------	----	----

I daho

Loss, Non-Conf, S Site, H Home A Away N Neutral

Average RPI Win:	233	WON-LOST	WINNING	LAST 10	STRENGTH OF	OPP. STRENGTH	TEAM	ADJ.	CONF.	ADJ CONF.
Average RPI Loss:	130	RECORD	PCT. RANK	GAMES	SCHEDULE	OF SCHEDULE	RPI	RPI	RPI	RPI
DIV. I ONLY	8- 6	129	4- 5	277	153	153	153	19	19	
DIV. I NON-CONF.	6- 3	87	3- 3	284	109	93	93	15	15	
-----										
TOTALS	RPI 1-25	RPI 26-50	W-L RECORDS	RPI 51-100	RPI 101-150	RPI 150+				
8- 6	0- 0	0- 1	OVERALL	0- 2	1- 1	7- 2				
2- 2	0- 0	0- 1	HOME	0- 0	0- 1	2- 0				
6- 4	0- 0	0- 0	AWAY	0- 0	1- 0	5- 0				
0- 0	0- 0	0- 0	NEUTRAL	0- 0	0- 0	0- 0				
6- 3	0- 0	0- 0	NON-CONFERENCE	0- 2	1- 0	5- 1				
1- 0	0- 0	0- 0	HOME	0- 0	0- 0	1- 0				
5- 3	0- 0	0- 0	AWAY	0- 2	1- 0	4- 1				
0- 0	0- 0	0- 0	NEUTRAL	0- 0	0- 0	0- 0				
2- 3	0- 0	0- 1	CONFERENCE	0- 0	0- 1	2- 1				
1- 2	0- 0	0- 1	HOME	0- 0	0- 1	1- 0				
1- 1	0- 0	0- 0	AWAY	0- 0	0- 0	1- 1				
0- 0	0- 0	0- 0	NEUTRAL	0- 0	0- 0	0- 0				

RPI 1-25				RPI 26-50				RPI 51-100				RPI 101+				Team's RPI: 153
RPI	S	Opponent	Score	RPI	S	Opponent	Score	RPI	S	Opponent	Score	RPI	S	Opponent	Score	
				38	H	Northern Colo.	57 63	51	A	Washington St.	55 72	122	A	Washington	79 59	
								58	A	Wyoming	53 61	132	H	Weber St.	70 76	
												186	H	North Dakota	57 46	
												193	A	UC Irvine	78 72	
												204	A	Pepperdine	74 80	
												217	A	Hawaii	64 62	
												219	A	Seattle U	74 69	
												295	A	Southern Utah	70 76	
												298	H	Utah St.	64 44	
												303	A	Utah Valley	70 58	
												324	A	Northern Ariz.	75 55	
LAST 12 Division I GAMES:																
186	H	North Dakota	57 46	38	H	Northern Colo.	57 63	51	A	Washington St.	55 72	298	H	Utah St.	64 44	
324	A	Northern Ariz.	75 55	58	A	Wyoming	53 61	204	A	Pepperdine	74 80	193	A	UC Irvine	78 72	
295	A	Southern Utah	70 76													
132	H	Weber St.	70 76													
303	A	Utah Valley	70 58													
217	A	Hawaii	64 62													

Non-Div I Games: Westminster (UT) 83 45 Col. of Idaho 89 32

Idaho St.

Average RPI Win:	274	WON-LOST	WINNING	LAST 10	STRENGTH OF	OPP. STRENGTH	TEAM	ADJ.	CONF.	ADJ CONF.
Average RPI Loss:	214	RECORD	PCT. RANK	GAMES	SCHEDULE	OF SCHEDULE	RPI	RPI	RPI	RPI
DIV. I ONLY	5- 9	250	3- 6	336	312	334	334	11	11	
DIV. I NON-CONF.	5- 4	146	4- 2	345	341	317	317	10	10	
-----										
TOTALS	RPI 1-25	RPI 26-50	W-L RECORDS	RPI 51-100	RPI 101-150	RPI 150+				
5- 9	0- 0	0- 0	OVERALL	0- 1	0- 1	5- 7				
4- 5	0- 0	0- 0	HOME	0- 1	0- 0	4- 4				
1- 4	0- 0	0- 0	AWAY	0- 0	0- 1	1- 3				
0- 0	0- 0	0- 0	NEUTRAL	0- 0	0- 0	0- 0				
5- 4	0- 0	0- 0	NON-CONFERENCE	0- 0	0- 0	5- 4				
4- 2	0- 0	0- 0	HOME	0- 0	0- 0	4- 2				
1- 2	0- 0	0- 0	AWAY	0- 0	0- 0	1- 2				
0- 0	0- 0	0- 0	NEUTRAL	0- 0	0- 0	0- 0				
0- 5	0- 0	0- 0	CONFERENCE	0- 1	0- 1	0- 3				
0- 3	0- 0	0- 0	HOME	0- 1	0- 0	0- 2				
0- 2	0- 0	0- 0	AWAY	0- 0	0- 1	0- 1				
0- 0	0- 0	0- 0	NEUTRAL	0- 0	0- 0	0- 0				

RPI 1-25				RPI 26-50				RPI 51-100				RPI 101+				Team's RPI: 334
RPI	S	Opponent	Score	RPI	S	Opponent	Score	RPI	S	Opponent	Score	RPI	S	Opponent	Score	
								88	H	IUPUI	46	82				
												106	A	Cleveland St.	67	70
												154	H	Oakland	63	67
												175	A	Bradley	48	58
												207	H	North Texas	70	67
												224	H	Eastern Mich.	73	70
												258	H	Santa Clara	36	45
												261	A	Youngstown St.	63	76
												280	A	Loyola Chicago	55	57
												287	H	Detroit Mercy	58	61
												294	A	Fort Wayne	67	51
												299	H	Indiana St.	55	46
												320	H	Jackson St.	63	76
												347	H	Evansville	96	77
LAST 12 Division I GAMES:																
				154	H	Oakland	63	67				287	H	Detroit Mercy	58	61
				106	A	Cleveland St.	67	70				347	H	Evansville	96	77
				261	A	Youngstown St.	63	76				224	H	Eastern Mich.	73	70
				88	H	IUPUI	46	82				175	A	Bradley	48	58
				280	A	Loyola Chicago	55	57				299	H	Indiana St.	55	46
				207	H	North Texas	70	67				258	H	Santa Clara	36	45

Non-Div I Games: Bethel (IN) 66 46 Ind.-Northwest 74 56

Ill. -Chicago

Average RPI Win:	240	WON-LOST	WINNING	LAST 10	STRENGTH OF	OPP. STRENGTH	TEAM	ADJ.	CONF.	ADJ CONF.
Average RPI Loss:	58	RECORD	PCT. RANK	GAMES	SCHEDULE	OF SCHEDULE	RPI	RPI	RPI	RPI
DIV. I ONLY	9- 10	185	4- 6	75	84	141	141	3	3	
DIV. I NON-CONF.	9- 5	99	4- 3	189	126	128	128	4	4	
-----										
TOTALS	RPI 1-25	RPI 26-50	W-L RECORDS	RPI 51-100	RPI 101-150	RPI 150+				
9- 10	0- 3	0- 3	OVERALL	0- 2	0- 1	9- 1				
6- 5	0- 1	0- 0	HOME	0- 2	0- 1	6- 1				
1- 5	0- 2	0- 3	AWAY	0- 0	0- 0	1- 0				
2- 0	0- 0	0- 0	NEUTRAL	0- 0	0- 0	2- 0				
9- 5	0- 1	0- 2	NON-CONFERENCE	0- 1	0- 1	9- 0				
6- 2	0- 0	0- 0	HOME	0- 1	0- 1	6- 0				
1- 3	0- 1	0- 2	AWAY	0- 0	0- 0	1- 0				
2- 0	0- 0	0- 0	NEUTRAL	0- 0	0- 0	2- 0				
0- 5	0- 2	0- 1	CONFERENCE	0- 1	0- 0	0- 1				
0- 3	0- 1	0- 0	HOME	0- 1	0- 0	0- 1				
0- 2	0- 1	0- 1	AWAY	0- 0	0- 0	0- 0				
0- 0	0- 0	0- 0	NEUTRAL	0- 0	0- 0	0- 0				

RPI 1-25				RPI 26-50				RPI 51-100				RPI 101+ Team's RPI: 141			
RPI	S	Opponent	Score	RPI	S	Opponent	Score	RPI	S	Opponent	Score	RPI	S	Opponent	Score
10	A	Rutgers	37 76	28	A	FGCU	61 85	54	H	Virginia Tech	49 96	115	H	Western Ill.	67 77
15	A	Missouri	55 72	37	A	Maryl and	65 100	81	H	Nebraska	72 80	157	A	Memphis	63 47
25	H	Iowa	71 84	42	A	New Mexico	68 97					168	H	Northwestern	59 74
												175	H	Bradley	74 62
												185	N	Wichita St.	68 67
												193	N	UC Irvine	65 59
												237	H	Austin Peay	59 47
												287	H	Detroit Mercy	73 65
												294	H	Fort Wayne	64 50
												299	H	Indiana St.	81 52
												333	H	Chicago St.	66 56
LAST 12 Division I GAMES:															
25	H	Iowa	71 84	81	H	Nebraska	72 80	287	H	Detroit Mercy	73 65				
10	A	Rutgers	37 76					299	H	Indiana St.	81 52				
168	H	Northwestern	59 74	157	A	Memphis	63 47								
37	A	Maryl and	65 100	54	H	Virginia Tech	49 96								
15	A	Missouri	55 72	42	A	New Mexico	68 97								
237	H	Austin Peay	59 47												

Non-Div I Games:

Illinois



Average RPI Win:	232	WON-LOST	WINNING	LAST 10	STRENGTH OF	OPP. STRENGTH	TEAM	ADJ.	CONF.	ADJ CONF.
Average RPI Loss:	151	RECORD	PCT. RANK	GAMES	SCHEDULE	OF SCHEDULE	RPI	RPI	RPI	RPI
DIV. I ONLY	7- 9	207	4- 6	248	249	247	247	23	23	
DIV. I NON-CONF.	6- 5	153	4- 3	232	249	200	200	20	20	
-----										
TOTALS	RPI 1-25	RPI 26-50	W-L RECORDS	RPI 51-100	RPI 101-150	RPI 150+				
7- 9	0- 0	0- 0	OVERALL	0- 2	0- 3	7- 4				
5- 4	0- 0	0- 0	HOME	0- 1	0- 2	5- 1				
1- 5	0- 0	0- 0	AWAY	0- 0	0- 0	1- 1				
1- 0	0- 0	0- 0	NEUTRAL	0- 0	0- 0	1- 0				
6- 5	0- 0	0- 0	NON-CONFERENCE	0- 2	0- 2	6- 1				
4- 2	0- 0	0- 0	HOME	0- 1	0- 1	4- 0				
1- 3	0- 0	0- 0	AWAY	0- 1	0- 1	1- 1				
1- 0	0- 0	0- 0	NEUTRAL	0- 0	0- 0	1- 0				
1- 4	0- 0	0- 0	CONFERENCE	0- 0	0- 1	1- 3				
1- 2	0- 0	0- 0	HOME	0- 0	0- 1	1- 1				
0- 2	0- 0	0- 0	AWAY	0- 0	0- 0	0- 2				
0- 0	0- 0	0- 0	NEUTRAL	0- 0	0- 0	0- 0				

RPI 1-25				RPI 26-50				RPI 51-100				RPI 101+ Team's RPI: 247					
RPI	S	Opponent	Score	RPI	S	Opponent	Score	RPI	S	Opponent	Score	RPI	S	Opponent	Score		
								78	H	Butler	45	56	106	H	Cleveland St.	47	56
								92	A	Milwaukee	59	61	114	A	George Mason	37	56
												116	H	Missouri St.	50	56	
												154	A	Oakland	43	64	
												164	H	SIUE	62	47	
												165	H	Southern Ill.	49	46	
												175	H	Bradley	42	62	
												203	N	Northeastern	65	55	
												224	H	Eastern Mich.	65	56	
												246	A	Valparaiso	50	56	
												262	H	Northern Ky.	49	37	
												278	H	UMKC	64	53	
												280	A	Loyola Chicago	59	62	
												330	A	Long Beach St.	59	51	
LAST 12 Division I GAMES:																	
				116	H	Missouri St.	50	56				165	H	Southern Ill.	49	46	
				280	A	Loyola Chicago	59	62				106	H	Cleveland St.	47	56	
				246	A	Valparaiso	50	56				224	H	Eastern Mich.	65	56	
				175	H	Bradley	42	62				92	A	Milwaukee	59	61	
				203	N	Northeastern	65	55				78	H	Butler	45	56	
				330	A	Long Beach St.	59	51				164	H	SIUE	62	47	

Non-Div I Games:

Illinois St.

Average RPI Win:	292	WON-LOST	WINNING	LAST 10	STRENGTH OF	OPP. STRENGTH	TEAM	ADJ.	CONF.	ADJ CONF.
Average RPI Loss:	151	RECORD	PCT. RANK	GAMES	SCHEDULE	OF SCHEDULE	RPI	RPI	RPI	RPI

DIV. I ONLY	2- 13	317	2- 8	86	319	273	273	27	27
DIV. I NON-CONF.	0- 10	337	0- 7	35	293	280	280	26	26
-----									
TOTALS	RPI 1-25	RPI 26-50	W-L RECORDS	RPI 51-100	RPI 101-150	RPI 150+			
2- 13	0- 0	0- 1	OVERALL	0- 3	0- 4	2- 5			
1- 5	0- 0	0- 0	HOME	0- 1	0- 2	1- 2			
1- 8	0- 0	0- 0	AWAY	0- 0	0- 0	1- 0			
0- 0	0- 0	0- 0	NEUTRAL	0- 0	0- 0	0- 0			
0- 10	0- 0	0- 1	NON-CONFERENCE	0- 2	0- 4	0- 3			
0- 3	0- 0	0- 0	HOME	0- 0	0- 2	0- 1			
0- 7	0- 0	0- 1	AWAY	0- 2	0- 2	0- 2			
0- 0	0- 0	0- 0	NEUTRAL	0- 0	0- 0	0- 0			
2- 3	0- 0	0- 0	CONFERENCE	0- 1	0- 0	2- 2			
1- 2	0- 0	0- 0	HOME	0- 1	0- 0	1- 1			
1- 1	0- 0	0- 0	AWAY	0- 0	0- 0	1- 1			
0- 0	0- 0	0- 0	NEUTRAL	0- 0	0- 0	0- 0			

RPI 1-25	RPI 26-50	RPI 51-100	RPI 101+ Team's RPI: 273
RPI S Opponent Score	RPI S Opponent Score	RPI S Opponent Score	RPI S Opponent Score
	48 A Houston 67 98	59 A Oklahoma St. 35 86	108 H South Dakota 51 81
		72 A Utah 31 90	123 A Rice 43 60
		90 H Central Ark. 35 57	132 A Weber St. 55 79
			137 H Texas St. 33 74
			178 A SFA 49 60
			179 A UT Arlington 48 61
			245 H Nicholls St. 64 62
			254 A Texas Tech 54 80
			289 H McNeese 57 66
			290 H Massachusetts 45 64
			339 A Sam Houston St. 56 49
LAST 12 Division I GAMES:			
	90 H Central Ark. 35 57	178 A SFA 49 60	
	339 A Sam Houston St. 56 49	123 A Rice 43 60	
	245 H Nicholls St. 64 62	108 H South Dakota 51 81	
	289 H McNeese 57 66	290 H Massachusetts 45 64	
	254 A Texas Tech 54 80	132 A Weber St. 55 79	
	48 A Houston 67 98	72 A Utah 31 90	

Non-Div I Games: Mary Hardin-Baylor 76 58

Incarnate Word

Average RPI Win:	147	WON-LOST	WINNING	LAST 10	STRENGTH OF	OPP. STRENGTH	TEAM	ADJ.	CONF.	ADJ CONF.
Average RPI Loss:	45	RECORD	PCT. RANK	GAMES	SCHEDULE	OF SCHEDULE	RPI	RPI	RPI	RPI
DIV. I ONLY	8- 11	218	3- 7	5	33	75	75	3	3	
DIV. I NON-CONF.	7- 6	165	3- 3	9	87	63	63	4	4	
-----										
TOTALS	RPI 1-25	RPI 26-50	W-L RECORDS	RPI 51-100	RPI 101-150	RPI 150+				
8- 11	0- 4	2- 3	OVERALL	1- 3	1- 1	4- 0				
5- 5	0- 2	2- 1	HOME	0- 1	0- 1	3- 0				
2- 4	0- 1	0- 1	AWAY	0- 2	1- 0	1- 0				
1- 2	0- 1	0- 1	NEUTRAL	1- 0	0- 0	0- 0				
7- 6	0- 2	1- 1	NON-CONFERENCE	1- 2	1- 1	4- 0				
4- 3	0- 1	1- 0	HOME	0- 1	0- 1	3- 0				
2- 1	0- 0	0- 0	AWAY	0- 1	1- 0	1- 0				
1- 2	0- 1	0- 1	NEUTRAL	1- 0	0- 0	0- 0				
1- 5	0- 2	1- 2	CONFERENCE	0- 1	0- 0	0- 0				
1- 2	0- 1	1- 1	HOME	0- 0	0- 0	0- 0				
0- 3	0- 1	0- 1	AWAY	0- 1	0- 0	0- 0				
0- 0	0- 0	0- 0	NEUTRAL	0- 0	0- 0	0- 0				

RPI 1-25				RPI 26-50				RPI 51-100 Team's RPI: 75				RPI 101+			
RPI	S	Opponent	Score	RPI	S	Opponent	Score	RPI	S	Opponent	Score	RPI	S	Opponent	Score
4	H	Louisville	59 72	33	H	Michigan St.	46 68	63	A	Saint Mary's (CA)	82 88	109	H	Auburn	53 65
5	A	Ohio St.	70 85	35	A	Michigan	79 84	80	N	UAB	71 63	119	A	Yale	72 68
5	H	Ohio St.	62 77	41	H	Purdue	72 54	83	A	Penn St.	74 77	206	H	Arkansas St.	93 51
15	N	Missouri	55 75	44	N	Virginia	72 82	95	H	Chattanooga	61 64	207	H	North Texas	68 63
				46	H	Western Ky.	73 71					214	H	Southern U.	64 49
												262	A	Northern Ky.	67 56
-----															
LAST 12 Division I GAMES:															
				35	A	Michigan	79 84	5	H	Ohio St.	62 77				
				41	H	Purdue	72 54	44	N	Virginia	72 82				
				83	A	Penn St.	74 77	15	N	Missouri	55 75				
				5	A	Ohio St.	70 85	262	A	Northern Ky.	67 56				
				33	H	Michigan St.	46 68	207	H	North Texas	68 63				
				119	A	Yale	72 68	109	H	Auburn	53 65				

Non-Div I Games:

Indiana

Average RPI Win:	293	WON-LOST	WINNING	LAST 10	STRENGTH OF	OPP. STRENGTH	TEAM	ADJ.	CONF.	ADJ CONF.
Average RPI Loss:	142	RECORD	PCT. RANK	GAMES	SCHEDULE	OF SCHEDULE	RPI	RPI	RPI	RPI
DIV. I ONLY	2- 13	317	1- 9	157	206	299	299	23	23	
DIV. I NON-CONF.	1- 9	318	0- 6	70	240	276	276	20	20	
<hr/>										
TOTALS	RPI 1-25	RPI 26-50	W-L RECORDS	RPI 51-100	RPI 101-150	RPI 150+				
2- 13	0- 0	0- 1	OVERALL	0- 2	0- 6	2- 4				
1- 7	0- 0	0- 1	HOME	0- 1	0- 3	1- 2				
0- 5	0- 0	0- 0	AWAY	0- 1	0- 2	0- 2				
1- 1	0- 0	0- 0	NEUTRAL	0- 0	0- 1	1- 0				
1- 9	0- 0	0- 1	NON-CONFERENCE	0- 2	0- 4	1- 2				
0- 5	0- 0	0- 1	HOME	0- 1	0- 2	0- 1				
0- 3	0- 0	0- 0	AWAY	0- 1	0- 1	0- 1				
1- 1	0- 0	0- 0	NEUTRAL	0- 0	0- 1	1- 0				
1- 4	0- 0	0- 0	CONFERENCE	0- 0	0- 2	1- 2				
1- 2	0- 0	0- 0	HOME	0- 0	0- 1	1- 1				
0- 2	0- 0	0- 0	AWAY	0- 0	0- 1	0- 1				
0- 0	0- 0	0- 0	NEUTRAL	0- 0	0- 0	0- 0				

RPI 1-25				RPI 26-50				RPI 51-100				RPI 101+ Team's RPI: 299			
RPI	S	Opponent	Score	RPI	S	Opponent	Score	RPI	S	Opponent	Score	RPI	S	Opponent	Score
				45	H	Central Mich.	67 77	78	H	Butler	51 60	108	N	South Dakota	59 71
								88	A	IUPUI	57 86	116	H	Missouri St.	63 77
												120	H	Miami (OH)	56 68
												121	H	Saint Louis	59 60
												124	A	Drake	64 85
												141	A	Illinois	52 81
												165	H	Southern Ill.	45 64
												188	A	UNI	53 59
												222	H	Fla. Atlantic	58 66
												239	N	Montana	57 45
												334	A	Ill. -Chicago	46 55
												347	H	Evansville	56 48
LAST 12 Division I GAMES:															
				124	A	Drake	64 85	188	A	UNI	53 59				
				347	H	Evansville	56 48	45	H	Central Mich.	67 77				
				165	H	Southern Ill.	45 64	141	A	Illinois	52 81				
				116	H	Missouri St.	63 77	334	A	Ill. -Chicago	46 55				
				78	H	Butler	51 60	108	N	South Dakota	59 71				
				120	H	Miami (OH)	56 68	239	N	Montana	57 45				

Non-Div I Games: Missouri S&amp;T 84 51

Indiana St.

Average RPI Win:	0	WON-LOST	WINNING	LAST 10	STRENGTH OF	OPP. STRENGTH	TEAM	ADJ.	CONF.	ADJ CONF.
Average RPI Loss:	172	RECORD	PCT. RANK	GAMES	SCHEDULE	OF SCHEDULE	RPI	RPI	RPI	RPI
DIV. I ONLY	0- 16	345	0- 10	181	254	332	332	25	25	
DIV. I NON-CONF.	0- 11	337	0- 7	91	295	313	313	25	25	
-----										
TOTALS	RPI 1-25	RPI 26-50	W-L RECORDS	RPI 51-100	RPI 101-150	RPI 150+				
0- 16	0- 0	0- 1	OVERALL	0- 4	0- 1	0- 10				
0- 8	0- 0	0- 1	HOME	0- 2	0- 0	0- 5				
0- 8	0- 0	0- 0	AWAY	0- 2	0- 1	0- 5				
0- 0	0- 0	0- 0	NEUTRAL	0- 0	0- 0	0- 0				
0- 11	0- 0	0- 0	NON-CONFERENCE	0- 4	0- 1	0- 6				
0- 5	0- 0	0- 0	HOME	0- 2	0- 0	0- 3				
0- 6	0- 0	0- 0	AWAY	0- 2	0- 1	0- 3				
0- 0	0- 0	0- 0	NEUTRAL	0- 0	0- 0	0- 0				
0- 5	0- 0	0- 1	CONFERENCE	0- 0	0- 0	0- 4				
0- 3	0- 0	0- 1	HOME	0- 0	0- 0	0- 2				
0- 2	0- 0	0- 0	AWAY	0- 0	0- 0	0- 2				
0- 0	0- 0	0- 0	NEUTRAL	0- 0	0- 0	0- 0				

RPI 1-25				RPI 26-50				RPI 51-100				RPI 101+				Team's RPI : 332	
RPI	S	Opponent	Score	RPI	S	Opponent	Score	RPI	S	Opponent	Score	RPI	S	Opponent	Score		
				43	H	Quinnipiac	38 74										
								62	A	Fordham	48 78	111	A	Jacksonville	62 71		
								67	H	Toledo	57 74	158	H	Temple	54 59		
								69	A	Duquesne	59 80	159	H	Bucknell	53 60		
								97	H	Kansas	58 72	199	A	Niagara	59 73		
												200	A	Siena	51 64		
												215	H	Hofstra	43 68		
												236	A	Stony Brook	46 63		
												260	H	Monmouth	56 62		
												275	A	St. Francis Brooklyn	63 72		
												286	A	Aризона	58 71		
												316	H	Canisius	49 53		
LAST 12 Division I GAMES:																	
				43	H	Quinnipiac	38 74	260	H	Monmouth	56 62						
				200	A	Siena	51 64	236	A	Stony Brook	46 63						
				316	H	Canisius	49 53	62	A	Fordham	48 78						
				199	A	Niagara	59 73	215	H	Hofstra	43 68						
				97	H	Kansas	58 72	159	H	Bucknell	53 60						
				275	A	St. Francis Brooklyn	63 72	67	H	Toledo	57 74						

Non-Div I Games:

Iona

Average RPI Win:	141	WON-LOST	WINNING	LAST 10	STRENGTH OF	OPP. STRENGTH	TEAM	ADJ.	CONF.	ADJ CONF.
Average RPI Loss:	28	RECORD	PCT. RANK	GAMES	SCHEDULE	OF SCHEDULE	RPI	RPI	RPI	RPI
DIV. I ONLY	15- 3	19	8- 2	46	49	25	25	3	3	
DIV. I NON-CONF.	12- 1	8	6- 1	69	67	22	22	4	4	
-----										
TOTALS	RPI 1-25	RPI 26-50	W-L RECORDS	RPI 51-100	RPI 101-150	RPI 150+				
15- 3	0- 1	3- 2	OVERALL	2- 0	3- 0	7- 0				
8- 2	0- 1	3- 1	HOME	1- 0	2- 0	2- 0				
4- 1	0- 0	0- 1	AWAY	0- 0	1- 0	3- 0				
3- 0	0- 0	0- 0	NEUTRAL	1- 0	0- 0	2- 0				
12- 1	0- 1	2- 0	NON-CONFERENCE	2- 0	2- 0	6- 0				
7- 1	0- 1	2- 0	HOME	1- 0	2- 0	2- 0				
2- 0	0- 0	0- 0	AWAY	0- 0	0- 0	2- 0				
3- 0	0- 0	0- 0	NEUTRAL	1- 0	0- 0	2- 0				
3- 2	0- 0	1- 2	CONFERENCE	0- 0	1- 0	1- 0				
1- 1	0- 0	1- 1	HOME	0- 0	0- 0	0- 0				
2- 1	0- 0	0- 1	AWAY	0- 0	1- 0	1- 0				
0- 0	0- 0	0- 0	NEUTRAL	0- 0	0- 0	0- 0				

RPI	S	Opponent	Score	RPI	S	Opponent	Score	RPI	S	Opponent	Score	RPI	S	Opponent	Score
6	H	Florida St.	93 94	35	H	Michigan	82 72	79	H	Western Mich.	79 56	107	H	Northern Ill.	105 80
				37	A	Maryland	64 80	86	N	Elon	74 61	124	H	Drake	79 66
				41	H	Purdue	70 76					141	A	Illinois	84 71
				43	H	Quinnipiac	83 67					160	A	Iowa St.	61 55
				46	H	Western Ky.	104 97					170	H	Samford	80 59
												188	A	UNI	71 47
												190	A	Wisconsin	56 46
												195	N	Charlotte	77 64
												231	N	Morgan St.	90 46
												326	H	Ark.-Pine Bluff	85 45
-----															
LAST 12 Division I GAMES:															
141	A	Illinois	84 71	41	H	Purdue	70 76								
37	A	Maryland	64 80	326	H	Ark.-Pine Bluff	85 45								
35	H	Michigan	82 72	160	A	Iowa St.	61 55								
190	A	Wisconsin	56 46	170	H	Samford	80 59								
124	H	Drake	79 66	6	H	Florida St.	93 94								
188	A	UNI	71 47	86	N	Elon	74 61								

Non-Div I Games:

Iowa

Average RPI Win: 209

Average RPI Loss: 72

WON-LOST  
RECORDWINNING  
PCT. RANKLAST 10  
GAMESSTRENGTH OF  
SCHEDULEOPP. STRENGTH  
OF SCHEDULETEAM  
RPIADJ.  
RPICONF.  
RPIADJ CONF.  
RPIDIV. I ONLY  
DIV. I NON-CONF.8- 9  
6- 5187  
1535- 5  
3- 3117  
23743  
103160  
196160  
1965  
65  
6

TOTALS

RPI 1-25

RPI 26-50

W-L RECORDS

RPI 51-100

RPI 101-150

RPI 150+

8- 9

0- 2

0- 3

OVERALL

1- 1

2- 2

5- 1

6- 3

0- 1

0- 1

HOME

1- 1

1- 0

4- 0

1- 5

0- 1

0- 1

AWAY

0- 0

0- 2

1- 1

1- 1

0- 0

0- 1

NEUTRAL

0- 0

1- 0

0- 0

6- 5

0- 1

0- 1

NON-CONFERENCE

0- 0

2- 2

4- 1

5- 1

0- 1

0- 0

HOME

0- 0

1- 0

4- 0

0- 3

0- 0

0- 0

AWAY

0- 0

0- 2

0- 1

1- 1

0- 0

0- 1

NEUTRAL

0- 0

1- 0

0- 0

2- 4

0- 1

0- 2

CONFERENCE

1- 1

0- 0

1- 0

1- 2

0- 0

0- 1

HOME

1- 1

0- 0

0- 0

1- 2

0- 1

0- 1

AWAY

0- 0

0- 0

1- 0

0- 0

0- 0

0- 0

NEUTRAL

0- 0

0- 0

0- 0

RPI 1-25

RPI 26-50

RPI 51-100

RPI 101+

Team's RPI: 160

RPI	S	Opponent	Score
17	A	Bayl or	49 89
25	H	Iowa	55 61

RPI	S	Opponent	Score
32	A	West Vi rgi ni a	49 57
36	H	Okl ahoma	69 74
45	N	Central Mi ch.	60 81

RPI	S	Opponent	Score
57	H	Kansas St.	60 67
97	H	Kansas	71 69

RPI	S	Opponent	Score
108	H	South Dakota	81 76
124	A	Drake	80 83
125	N	Tul ane	67 64
127	A	Vanderbi l t	74 77
188	A	UNI	53 57
225	H	UC Ri versi de	89 66
245	H	Ni chol l s St.	75 47
254	A	Texas Tech	66 54
278	H	UMKC	61 45
338	H	N. C. Central	99 58

LAST 12 Division I GAMES:

57	H	Kansas St.	60 67	254	A	Texas Tech	66 54
32	A	West Vi rgi ni a	49 57	225	H	UC Ri versi de	89 66
17	A	Bayl or	49 89	338	H	N. C. Central	99 58
36	H	Okl ahoma	69 74	25	H	Iowa	55 61
97	H	Kansas	71 69	127	A	Vanderbi l t	74 77
245	H	Ni chol l s St.	75 47	124	A	Drake	80 83

Non-Div I Games:

Iowa St.

Loss, 
 Non-Conf, 
 S Site, 
 H Home 
 A Away 
 N Neutral

Average RPI Win: 308

Average RPI Loss: 245

WON-LOST  
RECORDWINNING  
PCT. RANKLAST 10  
GAMESSTRENGTH OF  
SCHEDULEOPP. STRENGTH  
OF SCHEDULETEAM  
RPIADJ.  
RPICONF.  
RPIADJ CONF.  
RPIDIV. I ONLY  
DIV. I NON-CONF.5- 5  
2- 3165  
2143- 5  
2- 3349  
349336  
297320  
342320  
34232  
3232  
32

TOTALS

RPI 1-25

RPI 26-50

W-L RECORDS

RPI 51-100

RPI 101-150

RPI 150+

5- 5  
2- 2  
3- 3  
0- 00- 0  
0- 0  
0- 0  
0- 00- 0  
0- 0  
0- 0  
0- 0OVERALL  
HOME  
AWAY  
NEUTRAL0- 0  
0- 0  
0- 0  
0- 00- 0  
0- 0  
0- 0  
0- 05- 5  
2- 2  
3- 0  
0- 02- 3  
0- 1  
2- 2  
0- 00- 0  
0- 0  
0- 0  
0- 00- 0  
0- 0  
0- 0  
0- 0NON-CONFERENCE  
HOME  
AWAY  
NEUTRAL0- 0  
0- 0  
0- 0  
0- 00- 0  
0- 0  
0- 0  
0- 02- 3  
0- 1  
2- 2  
0- 03- 2  
2- 1  
1- 1  
0- 00- 0  
0- 0  
0- 0  
0- 00- 0  
0- 0  
0- 0  
0- 0CONFERENCE  
HOME  
AWAY  
NEUTRAL0- 0  
0- 0  
0- 0  
0- 00- 0  
0- 0  
0- 0  
0- 03- 2  
2- 1  
1- 1  
0- 0

RPI 1-25

RPI S Opponent Score

RPI 26-50

RPI S Opponent Score

RPI 51-100

RPI S Opponent Score

RPI 101+

Team's RPI: 320

RPI	S	Opponent	Score
157	A	Memphi s	53 64
214	A	Southern U.	76 86
245	H	Ni chol l s St.	64 90
267	H	Al abama A&M	59 43
271	H	Texas Southern	74 77
301	A	Al corn	74 51
305	H	Al abama St.	70 61
333	A	Chi cago St.	87 69
334	A	Ill. -Chi cago	76 63
339	A	Sam Houston St.	68 74

LAST 12 Division I GAMES:

214	A	Southern U.	76 86	271	H	Texas Southern	74 77
301	A	Al corn	74 51	245	H	Ni chol l s St.	64 90
267	H	Al abama A&M	59 43	333	A	Chi cago St.	87 69
305	H	Al abama St.	70 61	334	A	Ill. -Chi cago	76 63
157	A	Memphi s	53 64				
339	A	Sam Houston St.	68 74				

Non-Div I Games:

Phi l ander Smi th

88 56

Mi l l saps

79 41

LSU-Shreveport

85 86

Spring Hi l l

77 50  
Jackson St.
Loss, 
 Non-Conf, S Site, 
 H Home
A Away 
 N Neutral



Average RPI Win:	248	WON-LOST	WINNING	LAST 10	STRENGTH OF	OPP. STRENGTH	TEAM	ADJ.	CONF.	ADJ CONF.
Average RPI Loss:	106	RECORD	PCT. RANK	GAMES	SCHEDULE	OF SCHEDULE	RPI	RPI	RPI	RPI
DIV. I ONLY	9- 5	99	6- 2	266	182	111	111	21	21	
DIV. I NON-CONF.	7- 5	132	4- 3	249	189	121	121	22	22	
-----										
TOTALS	RPI 1-25	RPI 26-50	W-L RECORDS	RPI 51-100	RPI 101-150	RPI 150+				
9- 5	0- 1	0- 1	OVERALL	0- 1	1- 0	8- 2				
4- 0	0- 0	0- 0	HOME	0- 0	0- 0	4- 0				
4- 5	0- 1	0- 1	AWAY	0- 1	1- 0	3- 2				
1- 0	0- 0	0- 0	NEUTRAL	0- 0	0- 0	1- 0				
7- 5	0- 1	0- 1	NON-CONFERENCE	0- 1	1- 0	6- 2				
3- 0	0- 0	0- 0	HOME	0- 0	0- 0	3- 0				
3- 5	0- 1	0- 1	AWAY	0- 1	1- 0	2- 2				
1- 0	0- 0	0- 0	NEUTRAL	0- 0	0- 0	1- 0				
2- 0	0- 0	0- 0	CONFERENCE	0- 0	0- 0	2- 0				
1- 0	0- 0	0- 0	HOME	0- 0	0- 0	1- 0				
1- 0	0- 0	0- 0	AWAY	0- 0	0- 0	1- 0				
0- 0	0- 0	0- 0	NEUTRAL	0- 0	0- 0	0- 0				

RPI 1-25				RPI 26-50				RPI 51-100				RPI 101+				Team's RPI: 111
RPI	S	Opponent	Score	RPI	S	Opponent	Score	RPI	S	Opponent	Score	RPI	S	Opponent	Score	
6	A	Florida St.	50 82	27	A	NC State	44 64	64	A	Alabama	60 75	105	A	South Ala.	60 58	
												205	A	North Florida	66 48	
												209	A	Florida	59 69	
												218	A	Bethune-Cookman	68 58	
												226	A	Troy	88 89	
												245	A	Nicholls St.	69 61	
												260	H	Monmouth	74 65	
												262	N	Northern Ky.	61 49	
												264	H	Lipscomb	70 48	
												332	H	Iona	71 62	
												342	H	Savannah St.	74 46	
LAST 12 Division I GAMES:																
6	A	Florida St.	50 82	264	H	Lipscomb	70 48									
262	N	Northern Ky.	61 49	205	A	North Florida	66 48									
218	A	Bethune-Cookman	68 58	342	H	Savannah St.	74 46									
105	A	South Ala.	60 58	260	H	Monmouth	74 65									
226	A	Troy	88 89	245	A	Nicholls St.	69 61									
209	A	Florida	59 69	64	A	Alabama	60 75									

Non-Div I Games: Flagler 79 52 Webber Int'l 64 43 Edward Waters 79 58

Jacksonville

Average RPI Win:	273	WON-LOST	WINNING	LAST 10	STRENGTH OF	OPP. STRENGTH	TEAM	ADJ.	CONF.	ADJ CONF.
Average RPI Loss:	122	RECORD	PCT. RANK	GAMES	SCHEDULE	OF SCHEDULE	RPI	RPI	RPI	RPI
DIV. I ONLY	9- 6	117	6- 4	222	316	154	154	26	26	
DIV. I NON-CONF.	4- 5	202	2- 4	235	172	209	209	27	27	
-----										
TOTALS	RPI 1-25	RPI 26-50	W-L RECORDS	RPI 51-100	RPI 101-150	RPI 150+				
9- 6	0- 1	0- 0	OVERALL	0- 2	0- 2	9- 1				
6- 1	0- 1	0- 0	HOME	0- 0	0- 0	6- 0				
2- 5	0- 0	0- 0	AWAY	0- 2	0- 1	2- 0				
1- 0	0- 0	0- 0	NEUTRAL	0- 0	0- 0	1- 0				
4- 5	0- 1	0- 0	NON-CONFERENCE	0- 1	0- 2	4- 1				
2- 1	0- 1	0- 0	HOME	0- 0	0- 0	2- 0				
1- 4	0- 0	0- 0	AWAY	0- 1	0- 2	1- 1				
1- 0	0- 0	0- 0	NEUTRAL	0- 0	0- 0	1- 0				
5- 1	0- 0	0- 0	CONFERENCE	0- 1	0- 0	5- 0				
4- 0	0- 0	0- 0	HOME	0- 0	0- 0	4- 0				
1- 1	0- 0	0- 0	AWAY	0- 1	0- 0	1- 0				
0- 0	0- 0	0- 0	NEUTRAL	0- 0	0- 0	0- 0				

RPI 1-25				RPI 26-50				RPI 51-100				RPI 101+				Team's RPI: 154
RPI	S	Opponent	Score	RPI	S	Opponent	Score	RPI	S	Opponent	Score	RPI	S	Opponent	Score	
6	H	Florida St.	51 75					71	A	Belmont	55 71	120	A	Miami (OH)	55 58	
								98	A	Seton Hall	54 73	126	A	Clemson	45 53	
												213	H	Morehead St.	70 64	
												216	A	New Orleans	59 54	
												237	H	Austin Peay	65 47	
												248	N	East Carolina	82 73	
												267	H	Alabama A&M	49 33	
												297	H	Eastern Ky.	65 51	
												309	A	Georgia St.	41 55	
												314	H	Murray St.	97 65	
												325	H	Rhode Island	63 53	
												340	A	Tennessee St.	75 56	
LAST 12 Division I GAMES:																
340	A	Tennessee St.	75 56	237	H	Austin Peay	65 47									
213	H	Morehead St.	70 64	314	H	Murray St.	97 65									
297	H	Eastern Ky.	65 51	71	A	Belmont	55 71									
309	A	Georgia St.	41 55	120	A	Miami (OH)	55 58									
126	A	Clemson	45 53	216	A	New Orleans	59 54									
267	H	Alabama A&M	49 33	98	A	Seton Hall	54 73									

Non-Div I Games: Stillman 93 38 Brewton-Parker 103 44

Jacksonville St.



Average RPI Win:	208	WON-LOST	WINNING	LAST 10	STRENGTH OF	OPP. STRENGTH	TEAM	ADJ.	CONF.	ADJ CONF.
Average RPI Loss:	55	RECORD	PCT. RANK	GAMES	SCHEDULE	OF SCHEDULE	RPI	RPI	RPI	RPI
DIV. I ONLY	11- 6	90	4- 6	83	103	97	97	5	5	
DIV. I NON-CONF.	9- 2	35	4- 2	242	179	99	99	6	6	
-----										
TOTALS	RPI 1-25	RPI 26-50	W-L RECORDS	RPI 51-100	RPI 101-150	RPI 150+				
11- 6	0- 2	0- 2	OVERALL	2- 1	2- 0	7- 1				
9- 3	0- 1	0- 1	HOME	2- 1	2- 0	5- 0				
2- 3	0- 1	0- 1	AWAY	0- 0	0- 0	2- 1				
0- 0	0- 0	0- 0	NEUTRAL	0- 0	0- 0	0- 0				
9- 2	0- 0	0- 1	NON-CONFERENCE	1- 1	2- 0	6- 0				
8- 1	0- 0	0- 0	HOME	1- 1	2- 0	5- 0				
1- 1	0- 0	0- 1	AWAY	0- 0	0- 0	1- 0				
0- 0	0- 0	0- 0	NEUTRAL	0- 0	0- 0	0- 0				
2- 4	0- 2	0- 1	CONFERENCE	1- 0	0- 0	1- 1				
1- 2	0- 1	0- 1	HOME	1- 0	0- 0	0- 0				
1- 2	0- 1	0- 0	AWAY	0- 0	0- 0	1- 1				
0- 0	0- 0	0- 0	NEUTRAL	0- 0	0- 0	0- 0				

RPI 1-25				RPI 26-50				RPI 51-100				Team's RPI : 97				RPI 101+			
RPI	S	Opponent	Score	RPI	S	Opponent	Score	RPI	S	Opponent	Score	RPI	S	Opponent	Score	RPI	S	Opponent	Score
8	A	Texas	62 79	31	A	St. John's (NY)	53 65	61	H	Arkansas	71 60	119	H	Yale	81 75				
17	H	Bayl or	48 83	32	H	West Vi rgi ni a	54 74	70	H	TCU	86 77	123	H	Rice	73 65				
								81	H	Nebraska	49 66	160	A	Iowa St.	69 71				
												202	H	Southeast Mo. St.	51 50				
												254	A	Texas Tech	60 47				
												270	H	Campbel l	66 48				
												271	H	Texas Southern	72 37				
												278	H	UMKC	63 48				
												312	H	Delaware St.	81 49				
												332	A	Iona	72 58				
LAST 12 Division I GAMES:																			
254	A	Texas Tech	60 47	8	A	Texas	62 79	32	H	West Vi rgi ni a	54 74	17	H	Bayl or	48 83				
70	H	TCU	86 77	17	H	Bayl or	48 83	81	H	Nebraska	49 66	61	H	Arkansas	71 60				
160	A	Iowa St.	69 71	31	A	St. John's (NY)	53 65	278	H	UMKC	63 48								
332	A	Iona	72 58	202	H	Southeast Mo. St.	51 50												

Non-Div I Games:

Kansas

Average RPI Win: 174

Average RPI Loss: 50

WON-LOST  
RECORDWINNING  
PCT. RANKLAST 10  
GAMESSTRENGTH OF  
SCHEDULEOPP. STRENGTH  
OF SCHEDULETEAM  
RPIADJ.  
RPICONF.  
RPIADJ CONF.  
RPIDIV. I ONLY  
DIV. I NON-CONF.11- 6  
8- 390  
656- 4  
4- 219  
129105  
18557  
8357  
835  
65  
6

TOTALS

RPI 1-25

RPI 26-50

W-L RECORDS

RPI 51-100

RPI 101-150

RPI 150+

11- 6

0- 4

1- 0

OVERALL

2- 1

1- 0

7- 1

7- 3

0- 2

0- 0

HOME

1- 0

1- 0

5- 1

3- 2

0- 1

1- 0

AWAY

0- 1

0- 0

2- 0

1- 1

0- 1

0- 0

NEUTRAL

1- 0

0- 0

0- 0

8- 3

0- 2

0- 0

NON-CONFERENCE

1- 0

1- 0

6- 1

6- 1

0- 0

0- 0

HOME

0- 0

1- 0

5- 1

1- 1

0- 1

0- 0

AWAY

0- 0

0- 0

1- 0

1- 1

0- 1

0- 0

NEUTRAL

1- 0

0- 0

0- 0

3- 3

0- 2

1- 0

CONFERENCE

1- 1

0- 0

1- 0

1- 2

0- 2

0- 0

HOME

1- 0

0- 0

0- 0

2- 1

0- 0

1- 0

AWAY

0- 1

0- 0

1- 0

0- 0

0- 0

0- 0

NEUTRAL

0- 0

0- 0

0- 0

RPI 1-25

RPI	S	Opponent	Score
8	H	Texas	64 75
11	N	UCLA	55 64
15	A	Missouri	59 73
17	H	Baylor	58 88

RPI 26-50

RPI	S	Opponent	Score
32	A	West Virginia	60 52

RPI 51-100

Team's RPI: 57

RPI	S	Opponent	Score
59	A	Oklahoma St.	68 76
59	H	Oklahoma St.	80 64
83	N	Penn St.	70 65

RPI 101+

RPI	S	Opponent	Score
129	H	Little Rock	66 51
160	A	Iowa St.	67 60
178	H	SFA	74 49
179	H	UT Arlington	70 56
188	H	UNI	71 72
207	A	North Texas	55 54
221	H	Omaha	81 60
333	H	Chicago St.	99 51
336	H	Florida A&M	81 57

LAST 12 Division I GAMES:

32	A	West Virginia	60 52	59	H	Oklahoma St.	80 64
59	A	Oklahoma St.	68 76	160	A	Iowa St.	67 60
17	H	Baylor	58 88	8	H	Texas	64 75
188	H	UNI	71 72	179	H	UT Arlington	70 56
333	H	Chicago St.	99 51	15	A	Missouri	59 73
129	H	Little Rock	66 51	83	N	Penn St.	70 65

Non-Div I Games:

Kansas St.

Average RPI Win:	303	WON-LOST	WINNING	LAST 10	STRENGTH OF	OPP. STRENGTH	TEAM	ADJ.	CONF.	ADJ CONF.
Average RPI Loss:	145	RECORD	PCT. RANK	GAMES	SCHEDULE	OF SCHEDULE	RPI	RPI	RPI	RPI

DIV. I ONLY	3- 9	288	3- 6	295	137	283	283	21	21
DIV. I NON-CONF.	3- 7	253	3- 6	257	123	248	248	22	22
-----									
TOTALS	RPI 1-25	RPI 26-50	W-L RECORDS	RPI 51-100	RPI 101-150	RPI 150+			
3- 9	0- 0	0- 1	OVERALL	0- 3	0- 1	3- 4			
1- 2	0- 0	0- 0	HOME	0- 0	0- 0	1- 2			
2- 5	0- 0	0- 0	AWAY	0- 2	0- 1	2- 2			
0- 2	0- 0	0- 1	NEUTRAL	0- 1	0- 0	0- 0			
3- 7	0- 0	0- 1	NON-CONFERENCE	0- 3	0- 1	3- 2			
1- 1	0- 0	0- 0	HOME	0- 0	0- 0	1- 1			
2- 4	0- 0	0- 0	AWAY	0- 2	0- 1	2- 1			
0- 2	0- 0	0- 1	NEUTRAL	0- 1	0- 0	0- 0			
0- 2	0- 0	0- 0	CONFERENCE	0- 0	0- 0	0- 2			
0- 1	0- 0	0- 0	HOME	0- 0	0- 0	0- 1			
0- 1	0- 0	0- 0	AWAY	0- 0	0- 0	0- 1			
0- 0	0- 0	0- 0	NEUTRAL	0- 0	0- 0	0- 0			

RPI S Opponent Score	RPI S Opponent Score	RPI S Opponent Score	RPI S Opponent Score
	37 N Maryland 35 89	66 A Georgia Tech 48 86	126 A Clemson 28 41
		93 N Maine 39 75	167 A Furman 59 78
		96 A Ole Miss 63 92	205 A North Florida 72 77
			248 H East Carolina 56 66
			264 H Lipscomb 62 64
			269 A Presbyterian 60 51
			309 H Georgia St. 71 61
			331 A Ga. Southern 60 58
LAST 12 Division I GAMES:			
248 H East Carolina 56 66	205 A North Florida 72 77		
309 H Georgia St. 71 61	264 H Lipscomb 62 64		
93 N Maine 39 75	331 A Ga. Southern 60 58		
37 N Maryland 35 89	66 A Georgia Tech 48 86		
269 A Presbyterian 60 51	96 A Ole Miss 63 92		
167 A Furman 59 78	126 A Clemson 28 41		

Non-Div I Games: Middle Ga. St. 81 65

Kennesaw St.

Average RPI	Win:	240	WON-LOST	WINNING	LAST 10	STRENGTH OF	OPP. STRENGTH	TEAM	ADJ.	CONF.	ADJ CONF.
Average RPI	Loss:	59	RECORD	PCT. RANK	GAMES	SCHEDULE	OF SCHEDULE	RPI	RPI	RPI	RPI
DIV. I ONLY		9- 8		158	5- 5	159	106	118	118	7	7
DIV. I NON-CONF.		7- 5		132	4- 3	205	85	122	122	8	8
-----											
TOTALS	RPI 1-25		RPI 26-50		W-L RECORDS	RPI 51-100		RPI 101-150		RPI 150+	
9- 8	0- 0		0- 4		OVERALL	0- 3		1- 1		8- 0	
2- 2	0- 0		0- 0		HOME	0- 2		0- 0		2- 0	
5- 3	0- 0		0- 0		AWAY	0- 0		1- 1		4- 0	
2- 3	0- 0		0- 2		NEUTRAL	0- 1		0- 0		2- 0	
7- 5	0- 0		0- 3		NON-CONFERENCE	0- 2		1- 0		6- 0	
1- 1	0- 0		0- 0		HOME	0- 1		0- 0		1- 0	
4- 1	0- 0		0- 1		AWAY	0- 0		1- 0		3- 0	
2- 3	0- 0		0- 2		NEUTRAL	0- 1		0- 0		2- 0	
2- 3	0- 0		0- 1		CONFERENCE	0- 1		0- 1		2- 0	
1- 1	0- 0		0- 0		HOME	0- 1		0- 0		1- 0	
1- 2	0- 0		0- 1		AWAY	0- 0		0- 1		1- 0	
0- 0	0- 0		0- 0		NEUTRAL	0- 0		0- 0		0- 0	

RPI 1-25				RPI 26-50				RPI 51-100				RPI 101+ Team's RPI: 118			
RPI	S	Opponent	Score	RPI	S	Opponent	Score	RPI	S	Opponent	Score	RPI	S	Opponent	Score
				28	N	FGCU	62 80	65	N	Gonzaga	57 77	107	A	Northern Ill.	79 81
				30	N	Stanford	54 79	79	H	Western Mi ch.	61 66	144	A	Robert Morris	46 31
				35	A	Michigan	41 54	84	H	Wright St.	60 72	157	N	Memphis	70 55
				45	A	Central Mich.	84 88					224	A	Eastern Mich.	67 60
												224	H	Eastern Mich.	76 69
												261	A	Youngstown St.	55 44
												262	A	Northern Ky.	59 54
												287	H	Detroit Mercy	82 74
												297	A	Eastern Ky.	65 57
												304	N	Southeastern La.	81 60
-----															
LAST 12 Division I GAMES:															
				107	A	Northern Ill.	79 81	45	A	Central Mich.	84 88				
				224	A	Eastern Mich.	67 60	224	H	Eastern Mich.	76 69				
				144	A	Robert Morris	46 31	79	H	Western Mi ch.	61 66				
				35	A	Michigan	41 54	287	H	Detroit Mercy	82 74				
				84	H	Wright St.	60 72	157	N	Memphis	70 55				
				297	A	Eastern Ky.	65 57	65	N	Gonzaga	57 77				

Non-Div I Games:

Kent St.

Average RPI Win: 234		WON-LOST RECORD	WINNING PCT. RANK	LAST 10 GAMES	STRENGTH OF SCHEDULE	OPP. STRENGTH OF SCHEDULE	TEAM RPI	ADJ. RPI	CONF. RPI	ADJ CONF. RPI
DIV. I ONLY		9- 9	165	2- 8	29	83	94	94	2	2
DIV. I NON-CONF.		8- 6	143	2- 6	73	136	98	98	2	2
-----										
TOTALS		RPI 1-25		RPI 26-50	W-L RECORDS		RPI 51-100	RPI 101-150	RPI 150+	
9- 9		0- 6		0- 1	OVERALL		1- 1	1- 1	7- 0	
6- 4		0- 4		0- 0	HOME		0- 0	1- 0	5- 0	
3- 5		0- 2		0- 1	AWAY		1- 1	0- 1	2- 0	
0- 0		0- 0		0- 0	NEUTRAL		0- 0	0- 0	0- 0	
8- 6		0- 3		0- 1	NON-CONFERENCE		1- 1	1- 1	6- 0	
6- 2		0- 2		0- 0	HOME		0- 0	1- 0	5- 0	
2- 4		0- 1		0- 1	AWAY		1- 1	0- 1	1- 0	
0- 0		0- 0		0- 0	NEUTRAL		0- 0	0- 0	0- 0	
1- 3		0- 3		0- 0	CONFERENCE		0- 0	0- 0	1- 0	
0- 2		0- 2		0- 0	HOME		0- 0	0- 0	0- 0	
1- 1		0- 1		0- 0	AWAY		0- 0	0- 0	1- 0	
0- 0		0- 0		0- 0	NEUTRAL		0- 0	0- 0	0- 0	

RPI 1-25					RPI 26-50					RPI 51-100					Team's RPI : 94					RPI 101+				
RPI	S	Opponent	Score		RPI	S	Opponent	Score		RPI	S	Opponent	Score		RPI	S	Opponent	Score		RPI	S	Opponent	Score	
4	H	Louisville	63	87	28	A	FGCU	64	70	51	A	Washington St.	73	68	110	A	Middle Tenn.	57	62					
9	H	Tennessee	49	63						76	A	Miami (FL)	54	65	145	H	Gardner-Webb	72	34					
16	A	Texas A&M	70	74											209	A	Florida	56	53					
17	A	Baylor	63	90											213	H	Morehead St.	86	53					
21	H	Georgia	42	56											239	A	Montana	71	54					
23	H	California	52	62											263	H	Sacramento St.	101	70					
LAST 12 Division I GAMES:																								
9	H	Tennessee	49	63	209	A	Florida	56	53															
110	A	Middle Tenn.	57	62	21	H	Georgia	42	56															
23	H	California	52	62	16	A	Texas A&M	70	74															
4	H	Louisville	63	87	347	H	Evansville	100	62															
76	A	Miami (FL)	54	65	321	H	Tennessee Tech	82	54															
28	A	FGCU	64	70	17	A	Baylor	63	90															

Non-Div I Games:

Kentucky



Average RPI Win:	297	WON-LOST	WINNING	LAST 10	STRENGTH OF	OPP. STRENGTH	TEAM	ADJ.	CONF.	ADJ CONF.
Average RPI Loss:	144	RECORD	PCT. RANK	GAMES	SCHEDULE	OF SCHEDULE	RPI	RPI	RPI	RPI
DIV. I ONLY	6- 9	227	4- 6	257	310	252	252	28	28	
DIV. I NON-CONF.	4- 7	226	2- 6	251	311	256	256	28	28	
-----										
TOTALS	RPI 1-25	RPI 26-50	W-L RECORDS	RPI 51-100	RPI 101-150	RPI 150+				
6- 9	0- 0	0- 1	OVERALL	0- 1	0- 4	6- 3				
4- 3	0- 0	0- 1	HOME	0- 1	0- 0	4- 1				
2- 6	0- 0	0- 0	AWAY	0- 0	0- 0	2- 0				
0- 0	0- 0	0- 0	NEUTRAL	0- 0	0- 0	0- 0				
4- 7	0- 0	0- 1	NON-CONFERENCE	0- 1	0- 2	4- 3				
2- 3	0- 0	0- 1	HOME	0- 1	0- 0	2- 1				
2- 4	0- 0	0- 0	AWAY	0- 0	0- 2	2- 2				
0- 0	0- 0	0- 0	NEUTRAL	0- 0	0- 0	0- 0				
2- 2	0- 0	0- 0	CONFERENCE	0- 0	0- 2	2- 0				
2- 0	0- 0	0- 0	HOME	0- 0	0- 0	2- 0				
0- 2	0- 0	0- 0	AWAY	0- 0	0- 2	0- 0				
0- 0	0- 0	0- 0	NEUTRAL	0- 0	0- 0	0- 0				

RPI	S	Opponent	Score	RPI	S	Opponent	Score	RPI	S	Opponent	Score	RPI	S	Opponent	Score	Team's RPI: 252
35	H	Michigan	49 86	89	H	Navy	47 79	114	A	George Mason	70 73	119	A	Yale	51 62	
								144	A	Robert Morris	53 60	148	A	Saint Francis (PA)	71 101	
								172	H	Lehigh	72 69	173	A	Army West Point	37 71	
								230	H	Manhattan	38 72	243	A	Lafayette	53 69	
								275	H	St. Francis Brooklyn	61 59	315	H	Wagner	74 69	
								327	H	Saint Peter's	57 46	344	A	UMBC	66 52	
								346	A	NJIT	67 49					
LAST 12 Division I GAMES:																
275	H	St. Francis Brooklyn	61 59	315	H	Wagner	74 69	148	A	Saint Francis (PA)	71 101	144	A	Robert Morris	53 60	
89	H	Navy	47 79	148	A	Saint Francis (PA)	71 101	144	A	Robert Morris	53 60	346	A	NJIT	67 49	
230	H	Manhattan	38 72	144	A	Robert Morris	53 60	346	A	NJIT	67 49	243	A	Lafayette	53 69	
172	H	Lehigh	72 69	346	A	NJIT	67 49	243	A	Lafayette	53 69	173	A	Army West Point	37 71	
114	A	George Mason	70 73	243	A	Lafayette	53 69	173	A	Army West Point	37 71					
35	H	Michigan	49 86	173	A	Army West Point	37 71									

Non-Div I Games:

LIU Brooklyn



Average RPI Win: **209**  
 Average RPI Loss: **136**

WON-LOST  
RECORD

WINNING  
PCT. RANK

LAST 10  
GAMES

STRENGTH OF  
SCHEDULE

OPP. STRENGTH  
OF SCHEDULE

TEAM  
RPI

ADJ.  
RPI

CONF.  
RPI

ADJ CONF.  
RPI

DIV. I ONLY	6- 11	256	2- 8	73	227	187	187	13	13
DIV. I NON-CONF.	5- 8	220	3- 5	88	231	149	149	13	13
-----									
TOTALS	RPI 1-25	RPI 26-50	W-L RECORDS	RPI 51-100	RPI 101-150	RPI 150+			
6- 11	0- 1	0- 0	OVERALL	0- 3	1- 2	5- 5			
2- 5	0- 1	0- 0	HOME	0- 1	0- 1	2- 2			
3- 6	0- 0	0- 0	AWAY	0- 2	0- 1	3- 3			
1- 0	0- 0	0- 0	NEUTRAL	0- 0	1- 0	0- 0			
5- 8	0- 1	0- 0	NON-CONFERENCE	0- 2	1- 1	4- 4			
1- 3	0- 1	0- 0	HOME	0- 0	0- 0	1- 2			
3- 5	0- 0	0- 0	AWAY	0- 2	0- 1	3- 2			
1- 0	0- 0	0- 0	NEUTRAL	0- 0	1- 0	0- 0			
1- 3	0- 0	0- 0	CONFERENCE	0- 1	0- 1	1- 1			
1- 2	0- 0	0- 0	HOME	0- 1	0- 1	1- 0			
0- 1	0- 0	0- 0	AWAY	0- 0	0- 0	0- 1			
0- 0	0- 0	0- 0	NEUTRAL	0- 0	0- 0	0- 0			

RPI 1-25				RPI 26-50				RPI 51-100				RPI 101+				Team's RPI: 187
RPI	S	Opponent	Score	RPI	S	Opponent	Score	RPI	S	Opponent	Score	RPI	S	Opponent	Score	
13	H	Villanova	49 <b>76</b>					60	A	Drexel	54 <b>79</b>	101	A	Harvard	61 <b>70</b>	
								68	A	American	48 <b>66</b>	114	H	George Mason	56 <b>69</b>	
								77	H	Dayton	47 <b>76</b>	139	N	New Hampshire	59 51	
												158	H	Temple	52 <b>69</b>	
												162	H	Penn	66 59	
												172	A	Lehigh	69 61	
												190	A	Wisconsin	60 <b>71</b>	
												207	A	North Texas	44 <b>70</b>	
												223	H	St. Bonaventure	66 63	
												232	A	Richmond	51 <b>77</b>	
												243	A	Lafayette	74 47	
												276	H	Rider	55 <b>76</b>	
												312	A	Delaware St.	71 48	
LAST 12 Division I GAMES:																
114	H	George Mason	56 <b>69</b>	223	H	St. Bonaventure	66 63	101	A	Harvard	61 <b>70</b>	232	A	Richmond	51 <b>77</b>	
77	H	Dayton	47 <b>76</b>									190	A	Wisconsin	60 <b>71</b>	
13	H	Villanova	49 <b>76</b>									162	H	Penn	66 59	
312	A	Delaware St.	71 48					172	A	Lehigh	69 61					
207	A	North Texas	44 <b>70</b>													
276	H	Rider	55 <b>76</b>													

Non-Div I Games:

La Salle

Average RPI		Win: 297	WON-LOST RECORD		WINNING PCT. RANK	LAST 10 GAMES	STRENGTH OF SCHEDULE		OPP. STRENGTH OF SCHEDULE	TEAM RPI	ADJ. RPI	CONF. RPI	ADJ CONF. RPI
Average RPI		Loss: 188											
DIV. I ONLY			2- 12		313	2- 8	271		301	337	337	24	24
DIV. I NON-CONF.			1- 8		313	1- 6	291		306	343	343	24	24
-----													
TOTALS		RPI 1-25			RPI 26-50	W-L RECORDS		RPI 51-100		RPI 101-150	RPI 150+		
2- 12		0- 0			0- 0	OVERALL		0- 1		0- 4	2- 7		
2- 3		0- 0			0- 0	HOME		0- 0		0- 0	2- 3		
0- 9		0- 0			0- 0	AWAY		0- 1		0- 1	0- 0		
0- 0		0- 0			0- 0	NEUTRAL		0- 0		0- 0	0- 0		
1- 8		0- 0			0- 0	NON-CONFERENCE		0- 1		0- 2	1- 5		
1- 2		0- 0			0- 0	HOME		0- 0		0- 0	1- 2		
0- 6		0- 0			0- 0	AWAY		0- 1		0- 2	0- 3		
0- 0		0- 0			0- 0	NEUTRAL		0- 0		0- 0	0- 0		
1- 4		0- 0			0- 0	CONFERENCE		0- 0		0- 2	1- 2		
1- 1		0- 0			0- 0	HOME		0- 0		0- 0	1- 1		
0- 3		0- 0			0- 0	AWAY		0- 0		0- 2	0- 1		
0- 0		0- 0			0- 0	NEUTRAL		0- 0		0- 0	0- 0		

RPI 1-25				RPI 26-50				RPI 51-100				RPI 101+ Team's RPI: 337					
RPI	S	Opponent	Score	RPI	S	Opponent	Score	RPI	S	Opponent	Score	RPI	S	Opponent	Score		
								59	A	Oklahoma St.	58	112	109	A	Auburn	41	67
												123	A	Rice	47	63	
												129	A	Little Rock	37	57	
												142	A	Louisiana	55	63	
												165	A	Louisiana Tech	49	71	
												206	A	Arkansas St.	62	76	
												216	H	New Orleans	51	89	
												234	A	Grambling	52	61	
												282	H	Appalachian St.	67	71	
												285	H	Coastal Caro.	62	56	
												289	A	McNeese	61	65	
												302	H	Northwestern St.	48	70	
												308	H	Houston Baptist	77	73	
LAST 12 Division I GAMES:																	
129	A	Little Rock	37	57	142	A	Louisiana	55	63								
206	A	Arkansas St.	62	76	282	H	Appalachian St.	67	71								
59	A	Oklahoma St.	58	112	285	H	Coastal Caro.	62	56								
308	H	Houston Baptist	77	73	165	A	Louisiana Tech	49	71								
216	H	New Orleans	51	89	302	H	Northwestern St.	48	70								
123	A	Rice	47	63	109	A	Auburn	41	67								

Non-Div I Games: Millsaps 73 41 Centenary (LA) 90 53

La. -Monroe

Average RPI Win:	268	WON-LOST	WINNING	LAST 10	STRENGTH OF	OPP. STRENGTH	TEAM	ADJ.	CONF.	ADJ CONF.
Average RPI Loss:	159	RECORD	PCT. RANK	GAMES	SCHEDULE	OF SCHEDULE	RPI	RPI	RPI	RPI
DIV. I ONLY	7- 9	207	4- 6	272	261	243	243	15	15	
DIV. I NON-CONF.	4- 6	214	3- 3	261	300	257	257	18	18	
-----										
TOTALS	RPI 1-25	RPI 26-50	W-L RECORDS	RPI 51-100	RPI 101-150	RPI 150+				
7- 9	0- 0	0- 1	OVERALL	0- 1	0- 1	7- 6				
5- 3	0- 0	0- 1	HOME	0- 0	0- 0	5- 2				
2- 6	0- 0	0- 0	AWAY	0- 1	0- 1	2- 4				
0- 0	0- 0	0- 0	NEUTRAL	0- 0	0- 0	0- 0				
4- 6	0- 0	0- 1	NON-CONFERENCE	0- 1	0- 1	4- 3				
3- 2	0- 0	0- 1	HOME	0- 0	0- 0	3- 1				
1- 4	0- 0	0- 0	AWAY	0- 1	0- 1	1- 2				
0- 0	0- 0	0- 0	NEUTRAL	0- 0	0- 0	0- 0				
3- 3	0- 0	0- 0	CONFERENCE	0- 0	0- 0	3- 3				
2- 1	0- 0	0- 0	HOME	0- 0	0- 0	2- 1				
1- 2	0- 0	0- 0	AWAY	0- 0	0- 0	1- 2				
0- 0	0- 0	0- 0	NEUTRAL	0- 0	0- 0	0- 0				

RPI 1-25				RPI 26-50				RPI 51-100				RPI 101+ Team's RPI: 243			
RPI	S	Opponent	Score	RPI	S	Opponent	Score	RPI	S	Opponent	Score	RPI	S	Opponent	Score
				47	H	Princeton	45 53	60	A	Drexel	37 52	144	A	Robert Morris	42 63
												159	A	Bucknell	53 83
												162	A	Penn	42 55
												172	A	Lehigh	45 70
												173	H	Army West Point	60 65
												187	H	La Salle	47 74
												233	A	Holy Cross	69 65
												252	H	LIU Brooklyn	69 53
												256	H	Colgate	63 48
												257	H	Loyola Maryland	65 54
												276	H	Rider	60 45
												284	A	Cornell	59 58
												315	H	Wagner	70 52
												327	A	Saint Peter's	61 64
LAST 12 Division I GAMES:															
256	H	Colgate	63 48	257	H	Loyola Maryland	65 54								
233	A	Holy Cross	69 65	173	H	Army West Point	60 65								
172	A	Lehigh	45 70	159	A	Bucknell	53 83								
315	H	Wagner	70 52	60	A	Drexel	37 52								
144	A	Robert Morris	42 63	284	A	Cornell	59 58								
47	H	Princeton	45 53	252	H	LIU Brooklyn	69 53								

Non-Div I Games:

Lafayette

Average RPI Win:	242	WON-LOST	WINNING	LAST 10	STRENGTH OF	OPP. STRENGTH	TEAM	ADJ.	CONF.	ADJ CONF.
Average RPI Loss:	87	RECORD	PCT. RANK	GAMES	SCHEDULE	OF SCHEDULE	RPI	RPI	RPI	RPI
DIV. I ONLY	5- 6	202	5- 4	169	126	117	117	27	27	
DIV. I NON-CONF.	1- 5	300	1- 4	12	33	148	148	26	26	
-----										
TOTALS	RPI 1-25	RPI 26-50	W-L RECORDS	RPI 51-100	RPI 101-150	RPI 150+				
5- 6	0- 1	0- 2	OVERALL	0- 1	1- 1	4- 1				
1- 0	0- 0	0- 0	HOME	0- 0	0- 0	1- 0				
3- 5	0- 1	0- 2	AWAY	0- 1	0- 1	3- 0				
1- 1	0- 0	0- 0	NEUTRAL	0- 0	1- 0	0- 1				
1- 5	0- 1	0- 2	NON-CONFERENCE	0- 0	1- 1	0- 1				
0- 0	0- 0	0- 0	HOME	0- 0	0- 0	0- 0				
0- 4	0- 1	0- 2	AWAY	0- 0	0- 1	0- 0				
1- 1	0- 0	0- 0	NEUTRAL	0- 0	1- 0	0- 1				
4- 1	0- 0	0- 0	CONFERENCE	0- 1	0- 0	4- 0				
1- 0	0- 0	0- 0	HOME	0- 0	0- 0	1- 0				
3- 1	0- 0	0- 0	AWAY	0- 1	0- 0	3- 0				
0- 0	0- 0	0- 0	NEUTRAL	0- 0	0- 0	0- 0				

RPI 1-25				RPI 26-50				RPI 51-100				RPI 101+ Team's RPI: 117			
RPI	S	Opponent	Score	RPI	S	Opponent	Score	RPI	S	Opponent	Score	RPI	S	Opponent	Score
17	A	Bayl or	62 121	41	A	Purdue	64 79	90	A	Central Ark.	39 51	107	N	Northern Ill.	90 80
				42	A	New Mexi co	58 90					146	A	Paci fic	75 80
												186	N	North Dakota	70 73
												216	H	New Orleans	100 77
												277	A	A&M-Corpus Christi	70 31
												304	A	Southeastern La.	75 58
												308	A	Houston Baptist	79 51
LAST 12 Division I GAMES:															
277	A	A&M-Corpus Christi	70 31	304	A	Southeastern La.	75 58								
308	A	Houston Baptist	79 51	90	A	Central Ark.	39 51								
42	A	New Mexico	58 90	216	H	New Orleans	100 77								
146	A	Paci fic	75 80	41	A	Purdue	64 79								
107	N	Northern Ill.	90 80	17	A	Bayl or	62 121								
186	N	North Dakota	70 73												

Non-Div I Games: Howard Payne 101 37 Schreiner 116 37 Louisiana Col. 93 62 S' western Assemblies 92 49 Lamar University

Average RPI Win: 232  
Average RPI Loss: 149

WON-LOST  
RECORD

WINNING  
PCT. RANK

LAST 10  
GAMES

STRENGTH OF  
SCHEDULE

OPP. STRENGTH  
OF SCHEDULE

TEAM  
RPI

ADJ.  
RPI

CONF.  
RPI

ADJ CONF.  
RPI

DIV. I ONLY	9- 7	134	6- 4	212	273	172	172	15	15
DIV. I NON-CONF.	5- 5	170	3- 3	319	262	245	245	18	18
<hr/>									
TOTALS	RPI 1-25	RPI 26-50	W-L RECORDS	RPI 51-100	RPI 101-150	RPI 150+			
9- 7	0- 1	0- 0	OVERALL	1- 2	0- 0	8- 4			
7- 1	0- 0	0- 0	HOME	1- 0	0- 0	6- 1			
2- 5	0- 0	0- 0	AWAY	0- 2	0- 0	2- 3			
0- 1	0- 1	0- 0	NEUTRAL	0- 0	0- 0	0- 0			
5- 5	0- 1	0- 0	NON-CONFERENCE	0- 1	0- 0	5- 3			
3- 1	0- 0	0- 0	HOME	0- 0	0- 0	3- 1			
2- 3	0- 0	0- 0	AWAY	0- 1	0- 0	2- 2			
0- 1	0- 1	0- 0	NEUTRAL	0- 0	0- 0	0- 0			
4- 2	0- 0	0- 0	CONFERENCE	1- 1	0- 0	3- 1			
4- 0	0- 0	0- 0	HOME	1- 0	0- 0	3- 0			
0- 2	0- 0	0- 0	AWAY	0- 1	0- 0	0- 1			
0- 0	0- 0	0- 0	NEUTRAL	0- 0	0- 0	0- 0			

RPI	S	Opponent	Score
13	N	Villanova	42 62

RPI	S	Opponent	Score
-----	---	----------	-------

RPI	S	Opponent	Score
53	A	Minnesota	73 107
68	A	American	64 82
89	H	Navy	66 63

RPI	S	Opponent	Score
159	H	Bucknell	66 62
183	H	Boston U.	74 58
187	H	La Salle	61 69
233	A	Holy Cross	49 54
240	A	Sacred Heart	55 65
243	H	Lafayette	70 45
252	A	LIU Brooklyn	69 72
253	H	Mt. St. Mary's	75 71
260	A	Monmouth	75 57
272	H	Fairfield	56 53
284	A	Cornell	62 57
346	H	NJIT	64 50

## LAST 12 Division I GAMES:

89	H	Navy	66 63	68	A	American	64 82
243	H	Lafayette	70 45	159	H	Bucknell	66 62
252	A	LIU Brooklyn	69 72	183	H	Boston U.	74 58
346	H	NJIT	64 50	233	A	Holy Cross	49 54
240	A	Sacred Heart	55 65	187	H	La Salle	61 69
253	H	Mt. St. Mary's	75 71	272	H	Fairfield	56 53

Lehigh

Lehigh

Non-Div I Games: Mansfield 77 47

Lehigh

Loss, Non-Conf, S Site, H Home A Away N Neutral

Average RPI Win: **266**      WON-LOST      WINNING      LAST 10  
Average RPI Loss: **92**      RECORD      PCT. RANK      GAMES      STRENGTH OF      OPP. STRENGTH      TEAM      ADJ.      CONF.      ADJ CONF.  
SCHEDULE      OF SCHEDULE      RPI      RPI      RPI      RPI

DIV. I ONLY	7- 7	165	0- 1	163	192	128	128	29	29
DIV. I NON-CONF.	3- 7	253	0- 1	58	138	155	155	29	29
-----									
TOTALS	RPI 1-25	RPI 26-50	W-L RECORDS	RPI 51-100	RPI 101-150	RPI 150+			
7- 7	0- 1	0- 3	OVERALL	0- 1	1- 1	6- 1			
3- 0	0- 0	0- 0	HOME	0- 0	0- 0	3- 0			
3- 5	0- 1	0- 1	AWAY	0- 1	1- 1	2- 1			
1- 2	0- 0	0- 2	NEUTRAL	0- 0	0- 0	1- 0			
3- 7	0- 1	0- 3	NON-CONFERENCE	0- 1	0- 1	3- 1			
1- 0	0- 0	0- 0	HOME	0- 0	0- 0	1- 0			
1- 5	0- 1	0- 1	AWAY	0- 1	0- 1	1- 1			
1- 2	0- 0	0- 2	NEUTRAL	0- 0	0- 0	1- 0			
4- 0	0- 0	0- 0	CONFERENCE	0- 0	1- 0	3- 0			
2- 0	0- 0	0- 0	HOME	0- 0	0- 0	2- 0			
2- 0	0- 0	0- 0	AWAY	0- 0	1- 0	1- 0			
0- 0	0- 0	0- 0	NEUTRAL	0- 0	0- 0	0- 0			

RPI 1-25				RPI 26-50				RPI 51-100				RPI 101+ Team's RPI: 128			
RPI	S	Opponent	Score	RPI	S	Opponent	Score	RPI	S	Opponent	Score	RPI	S	Opponent	Score
19	A	Duke	51 <b>68</b>	35	A	Michigan	50 <b>74</b>	87	A	James Madison	47 <b>58</b>	124	A	Drake	68 <b>96</b>
				38	N	Northern Colo.	57 <b>65</b>					145	A	Gardner-Webb	85 60
				48	N	Houston	68 <b>75</b>					212	N	Denver	82 69
												246	H	Valparaiso	61 40
												269	A	Presbyterian	76 64
												290	A	Massachusetts	61 <b>64</b>
												317	A	Old Dominion	63 55
												329	H	Charleston So.	63 53
												341	H	Winthrop	63 37
-----															
LAST 12 Division I GAMES:															
269	A	Presbyterian	76 64	124	A	Drake	68 <b>96</b>								
19	A	Duke	51 <b>68</b>	145	A	Gardner-Webb	85 60								
38	N	Northern Colo.	57 <b>65</b>	341	H	Winthrop	63 37								
212	N	Denver	82 69	329	H	Charleston So.	63 53								
87	A	James Madison	47 <b>58</b>	290	A	Massachusetts	61 <b>64</b>								
246	H	Valparaiso	61 40	48	N	Houston	68 <b>75</b>								

Non-Div I Games:      Shippensburg      105 43      Limestone      68 38

Liberty



Average RPI Win:	303	WON-LOST	WINNING	LAST 10	STRENGTH OF	OPP. STRENGTH	TEAM	ADJ.	CONF.	ADJ CONF.
Average RPI Loss:	145	RECORD	PCT. RANK	GAMES	SCHEDULE	OF SCHEDULE	RPI	RPI	RPI	RPI
DIV. I ONLY	5- 12	274	3- 7	242	288	264	264	21	21	
DIV. I NON-CONF.	4- 11	278	3- 7	248	289	281	281	22	22	
-----										
TOTALS	RPI 1-25	RPI 26-50	W-L RECORDS	RPI 51-100	RPI 101-150	RPI 150+				
5- 12	0- 0	0- 1	OVERALL	0- 3	0- 4	5- 4				
2- 4	0- 0	0- 0	HOME	0- 2	0- 0	2- 2				
3- 8	0- 0	0- 1	AWAY	0- 1	0- 4	3- 2				
0- 0	0- 0	0- 0	NEUTRAL	0- 0	0- 0	0- 0				
4- 11	0- 0	0- 1	NON-CONFERENCE	0- 3	0- 3	4- 4				
2- 4	0- 0	0- 0	HOME	0- 2	0- 0	2- 2				
2- 7	0- 0	0- 1	AWAY	0- 1	0- 3	2- 2				
0- 0	0- 0	0- 0	NEUTRAL	0- 0	0- 0	0- 0				
1- 1	0- 0	0- 0	CONFERENCE	0- 0	0- 1	1- 0				
0- 0	0- 0	0- 0	HOME	0- 0	0- 0	0- 0				
1- 1	0- 0	0- 0	AWAY	0- 0	0- 1	1- 0				
0- 0	0- 0	0- 0	NEUTRAL	0- 0	0- 0	0- 0				

RPI 1-25				RPI 26-50				RPI 51-100				RPI 101+				Team's RPI: 264	
RPI	S	Opponent	Score	RPI	S	Opponent	Score	RPI	S	Opponent	Score	RPI	S	Opponent	Score		
				40	A	Bal I St.	46 84										
								64	H	Al abama	51 73	110	A	Mi ddle Tenn.	48 72		
								71	H	Bel mont	59 91	111	A	Jacksonville	48 70		
								78	A	Butler	58 70	121	A	Sai nt Loui s	57 101		
												127	A	Vanderbil t	82 92		
												213	H	Morehead St.	55 75		
												228	A	Col. of Charleston	69 85		
												237	H	Austin Peay	63 71		
												267	H	Al abama A&M	66 50		
												283	A	Kennesaw St.	64 62		
												314	H	Murray St.	65 64		
												321	A	Tennessee Tech	61 57		
												329	A	Charle ston So.	58 54		
												340	A	Tennessee St.	64 71		
LAST 12 Di vi si on I GAMES:																	
				321	A	Tennessee Tech	61 57	111	A	Jacksonville	48 70						
				121	A	Sai nt Loui s	57 101	283	A	Kennesaw St.	64 62						
				340	A	Tennessee St.	64 71	267	H	Al abama A&M	66 50						
				64	H	Al abama	51 73	127	A	Vanderbil t	82 92						
				71	H	Bel mont	59 91	237	H	Austin Peay	63 71						
				213	H	Morehead St.	55 75	314	H	Murray St.	65 64						

Non-Div I Games:

Lipscomb

Average RPI Win:	194	WON-LOST	WINNING	LAST 10	STRENGTH OF	OPP. STRENGTH	TEAM	ADJ.	CONF.	ADJ CONF.
Average RPI Loss:	89	RECORD	PCT. RANK	GAMES	SCHEDULE	OF SCHEDULE	RPI	RPI	RPI	RPI
DIV. I ONLY	9- 8	158	6- 4	113	77	129	129	24	24	
DIV. I NON-CONF.	3- 8	267	1- 5	21	7	168	168	24	24	
-----										
TOTALS	RPI 1-25	RPI 26-50	W-L RECORDS	RPI 51-100	RPI 101-150	RPI 150+				
9- 8	0- 2	1- 1	OVERALL	0- 1	3- 2	5- 2				
7- 3	0- 0	1- 1	HOME	0- 0	3- 0	3- 2				
2- 5	0- 2	0- 0	AWAY	0- 1	0- 2	2- 0				
0- 0	0- 0	0- 0	NEUTRAL	0- 0	0- 0	0- 0				
3- 8	0- 2	1- 1	NON-CONFERENCE	0- 1	1- 2	1- 2				
3- 3	0- 0	1- 1	HOME	0- 0	1- 0	1- 2				
0- 5	0- 2	0- 0	AWAY	0- 1	0- 2	0- 0				
0- 0	0- 0	0- 0	NEUTRAL	0- 0	0- 0	0- 0				
6- 0	0- 0	0- 0	CONFERENCE	0- 0	2- 0	4- 0				
4- 0	0- 0	0- 0	HOME	0- 0	2- 0	2- 0				
2- 0	0- 0	0- 0	AWAY	0- 0	0- 0	2- 0				
0- 0	0- 0	0- 0	NEUTRAL	0- 0	0- 0	0- 0				

RPI 1-25				RPI 26-50				RPI 51-100				RPI 101+ Team's RPI: 129			
RPI	S	Opponent	Score	RPI	S	Opponent	Score	RPI	S	Opponent	Score	RPI	S	Opponent	Score
3	A	Mississippi St.	48 86	36	H	Oklahoma	68 56	57	A	Kansas St.	51 66	116	H	Missouri St.	63 51
16	A	Texas A&M	49 66	49	H	LSU	37 56					121	A	Saint Louis	45 48
												123	A	Rice	51 58
												137	H	Texas St.	63 48
												142	H	Louisiana	78 43
												157	H	Memphis	86 57
												165	H	Louisiana Tech	49 58
												176	H	Tulsa	61 74
												179	H	UT Arlington	59 57
												309	A	Georgia St.	65 50
												331	A	Ga. Southern	64 34
												337	H	La.-Monroe	57 37
LAST 12 Division I GAMES:															
337	H	La.-Monroe	57 37	137	H	Texas St.	63 48								
142	H	Louisiana	78 43	179	H	UT Arlington	59 57								
49	H	LSU	37 56	331	A	Ga. Southern	64 34								
57	A	Kansas St.	51 66	309	A	Georgia St.	65 50								
3	A	Mississippi St.	48 86	116	H	Missouri St.	63 51								
165	H	Louisiana Tech	49 58	121	A	Saint Louis	45 48								

Non-Div I Games:

Average RPI Win:	264	WON-LOST	WINNING	LAST 10	STRENGTH OF	OPP. STRENGTH	TEAM	ADJ.	CONF.	ADJ CONF.
Average RPI Loss:	210	RECORD	PCT. RANK	GAMES	SCHEDULE	OF SCHEDULE	RPI	RPI	RPI	RPI
DIV. I ONLY	2- 16	333	1- 9	297	282	330	330	22	22	
DIV. I NON-CONF.	2- 12	307	1- 7	260	301	319	319	21	21	
-----										
TOTALS	RPI 1-25	RPI 26-50	W-L RECORDS	RPI 51-100	RPI 101-150	RPI 150+				
2- 16	0- 1	0- 1	OVERALL	0- 0	0- 0	2- 14				
0- 6	0- 1	0- 0	HOME	0- 0	0- 0	0- 5				
2- 8	0- 0	0- 0	AWAY	0- 0	0- 0	2- 0				
0- 2	0- 0	0- 0	NEUTRAL	0- 0	0- 0	0- 2				
2- 12	0- 1	0- 1	NON-CONFERENCE	0- 0	0- 0	2- 10				
0- 6	0- 1	0- 0	HOME	0- 0	0- 0	0- 5				
2- 4	0- 0	0- 1	AWAY	0- 0	0- 0	2- 3				
0- 2	0- 0	0- 0	NEUTRAL	0- 0	0- 0	0- 2				
0- 4	0- 0	0- 0	CONFERENCE	0- 0	0- 0	0- 4				
0- 0	0- 0	0- 0	HOME	0- 0	0- 0	0- 0				
0- 4	0- 0	0- 0	AWAY	0- 0	0- 0	0- 4				
0- 0	0- 0	0- 0	NEUTRAL	0- 0	0- 0	0- 0				

RPI 1-25				RPI 26-50				RPI 51-100				RPI 101+ Team's RPI: 330			
RPI	S	Opponent	Score	RPI	S	Opponent	Score	RPI	S	Opponent	Score	RPI	S	Opponent	Score
9	H	Tennessee	61 90	34	A	Southern Cal i forn i a	60 75					151	H	Loyol a Marymount	69 84
												189	A	San Diego	40 74
												192	N	Oral Roberts	58 64
												204	H	Pepperdi ne	71 83
												211	A	UC Santa Barbara	44 51
												217	A	Hawai i	66 74
												225	A	UC Ri versi de	53 77
												227	H	Montana St.	51 62
												239	A	Montana	60 67
												242	A	Grand Canyon	65 63
												247	H	Ill i noi s St.	51 59
												250	H	New Mexico St.	63 72
												286	A	Ari zona	80 72
												306	N	VCU	59 69
												307	A	Cal St. Fullerton	61 67
												346	A	NJIT	57 73
-----															
LAST 12 Di vi si on I GAMES:															
306	N	VCU	59 69	217	A	Hawai i	66 74								
346	A	NJIT	57 73	307	A	Cal St. Fullerton	61 67								
250	H	New Mexico St.	63 72	225	A	UC Ri versi de	53 77								
247	H	Ill i noi s St.	51 59	211	A	UC Santa Barbara	44 51								
9	H	Tennessee	61 90	239	A	Montana	60 67								
242	A	Grand Canyon	65 63	192	N	Oral Roberts	58 64								

Non-Di v I Games:

Long Beach St.

Average RPI Win:	309	WON-LOST	WINNING	LAST 10	STRENGTH OF	OPP. STRENGTH	TEAM	ADJ.	CONF.	ADJ CONF.
Average RPI Loss:	258	RECORD	PCT. RANK	GAMES	SCHEDULE	OF SCHEDULE	RPI	RPI	RPI	RPI
DIV. I ONLY	2- 12	313	1- 8	341	349	348	348	29	29	
DIV. I NON-CONF.	1- 9	318	0- 7	341	349	349	349	29	29	
-----										
TOTALS	RPI 1-25	RPI 26-50	W-L RECORDS	RPI 51-100	RPI 101-150	RPI 150+				
2- 12	0- 0	0- 0	OVERALL	0- 0	0- 2	2- 10				
2- 4	0- 0	0- 0	HOME	0- 0	0- 1	2- 3				
0- 8	0- 0	0- 0	AWAY	0- 0	0- 0	0- 0				
0- 0	0- 0	0- 0	NEUTRAL	0- 0	0- 0	0- 0				
1- 9	0- 0	0- 0	NON-CONFERENCE	0- 0	0- 1	1- 8				
1- 3	0- 0	0- 0	HOME	0- 0	0- 0	1- 3				
0- 6	0- 0	0- 0	AWAY	0- 0	0- 1	0- 5				
0- 0	0- 0	0- 0	NEUTRAL	0- 0	0- 0	0- 0				
1- 3	0- 0	0- 0	CONFERENCE	0- 0	0- 1	1- 2				
1- 1	0- 0	0- 0	HOME	0- 0	0- 1	1- 0				
0- 2	0- 0	0- 0	AWAY	0- 0	0- 0	0- 2				
0- 0	0- 0	0- 0	NEUTRAL	0- 0	0- 0	0- 0				

RPI 1-25				RPI 26-50				RPI 51-100				RPI 101+ Team's RPI: 348			
RPI	S	Opponent	Score	RPI	S	Opponent	Score	RPI	S	Opponent	Score	RPI	S	Opponent	Score
												114	A	George Mason	41 60
												145	H	Gardner-Webb	54 61
												197	H	Norfolk St.	45 64
												224	A	Eastern Mich.	44 73
												246	H	Valparaiso	68 81
												265	A	UNC Asheville	52 82
												269	H	Presbyterian	66 56
												292	H	Fairleigh Dickinson	52 72
												312	A	Delaware St.	56 60
												315	A	Wagner	43 60
												318	A	Marshall	45 90
												329	A	Charleston So.	57 73
												338	A	N.C. Central	75 87
												349	H	UMass Lowell	84 82
LAST 12 Division I GAMES:															
				197	H	Norfolk St.	45 64	265	A	UNC Asheville	52 82				
				114	A	George Mason	41 60	145	H	Gardner-Webb	54 61				
				224	A	Eastern Mich.	44 73	269	H	Presbyterian	66 56				
				315	A	Wagner	43 60	329	A	Charleston So.	57 73				
				246	H	Valparaiso	68 81	292	H	Fairleigh Dickinson	52 72				
				312	A	Delaware St.	56 60	349	H	UMass Lowell	84 82				

Non-Div I Games: Milligan 66 56

Longwood

Average RPI Win:	269	WON-LOST	WINNING	LAST 10	STRENGTH OF	OPP. STRENGTH	TEAM	ADJ.	CONF.	ADJ CONF.
Average RPI Loss:	68	RECORD	PCT. RANK	GAMES	SCHEDULE	OF SCHEDULE	RPI	RPI	RPI	RPI
DIV. I ONLY	9- 7	134	7- 3	197	152	142	142	24	24	
DIV. I NON-CONF.	5- 6	187	3- 4	149	60	164	164	24	24	
-----										
TOTALS	RPI 1-25	RPI 26-50	W-L RECORDS	RPI 51-100	RPI 101-150	RPI 150+				
9- 7	0- 2	0- 1	OVERALL	0- 1	0- 3	9- 0				
6- 1	0- 0	0- 0	HOME	0- 0	0- 1	6- 0				
2- 4	0- 1	0- 0	AWAY	0- 1	0- 0	2- 0				
1- 2	0- 1	0- 0	NEUTRAL	0- 0	0- 1	1- 0				
5- 6	0- 2	0- 1	NON-CONFERENCE	0- 1	0- 2	5- 0				
3- 1	0- 0	0- 0	HOME	0- 0	0- 1	3- 0				
1- 3	0- 1	0- 1	AWAY	0- 1	0- 0	1- 0				
1- 2	0- 1	0- 0	NEUTRAL	0- 0	0- 1	1- 0				
4- 1	0- 0	0- 0	CONFERENCE	0- 0	0- 1	4- 0				
3- 0	0- 0	0- 0	HOME	0- 0	0- 0	3- 0				
1- 1	0- 0	0- 0	AWAY	0- 0	0- 1	1- 0				
0- 0	0- 0	0- 0	NEUTRAL	0- 0	0- 0	0- 0				

RPI 1-25				RPI 26-50				RPI 51-100				RPI 101+ Team's RPI: 142			
RPI	S	Opponent	Score	RPI	S	Opponent	Score	RPI	S	Opponent	Score	RPI	S	Opponent	Score
3	N	Mississippi St.	37 94	49	A	LSU	45 60	67	A	Toledo	55 79	106	N	Cleveland St.	45 54
16	A	Texas A&M	62 83									109	H	Auburn	60 70
												129	A	Little Rock	43 78
												199	N	Niagara	68 52
												206	A	Arkansas St.	77 75
												216	H	New Orleans	66 57
												282	H	Appalachian St.	61 45
												285	H	Coastal Caro.	59 55
												289	H	McNeese	98 86
												301	H	Alcorn	67 47
												304	A	Southeastern La.	68 56
												337	H	La. -Monroe	63 55
LAST 12 Division I GAMES:															
129	A	Little Rock	43 78	337	H	La. -Monroe	63 55								
301	H	Alcorn	67 47	285	H	Coastal Caro.	59 55								
49	A	LSU	45 60	282	H	Appalachian St.	61 45								
304	A	Southeastern La.	68 56	206	A	Arkansas St.	77 75								
109	H	Auburn	60 70	3	N	Mississippi St.	37 94								
289	H	McNeese	98 86	106	N	Cleveland St.	45 54								

Non-Div I Games: Dillard

53 60

Louisiana

Average RPI Win:	242	WON-LOST	WINNING	LAST 10	STRENGTH OF	OPP. STRENGTH	TEAM	ADJ.	CONF.	ADJ CONF.
Average RPI Loss:	130	RECORD	PCT. RANK	GAMES	SCHEDULE	OF SCHEDULE	RPI	RPI	RPI	RPI
DIV. I ONLY	11- 5	78	8- 2	298	198	165	165	18	18	
DIV. I NON-CONF.	8- 4	87	5- 3	286	146	173	173	19	19	
-----										
TOTALS	RPI 1-25	RPI 26-50	W-L RECORDS	RPI 51-100	RPI 101-150	RPI 150+				
11- 5	0- 1	0- 0	OVERALL	1- 0	1- 2	9- 2				
8- 1	0- 0	0- 0	HOME	0- 0	0- 1	8- 0				
2- 3	0- 1	0- 0	AWAY	0- 0	1- 1	1- 1				
1- 1	0- 0	0- 0	NEUTRAL	1- 0	0- 0	0- 1				
8- 4	0- 1	0- 0	NON-CONFERENCE	1- 0	1- 2	6- 1				
6- 1	0- 0	0- 0	HOME	0- 0	0- 1	6- 0				
1- 2	0- 1	0- 0	AWAY	0- 0	1- 1	0- 0				
1- 1	0- 0	0- 0	NEUTRAL	1- 0	0- 0	0- 1				
3- 1	0- 0	0- 0	CONFERENCE	0- 0	0- 0	3- 1				
2- 0	0- 0	0- 0	HOME	0- 0	0- 0	2- 0				
1- 1	0- 0	0- 0	AWAY	0- 0	0- 0	1- 1				
0- 0	0- 0	0- 0	NEUTRAL	0- 0	0- 0	0- 0				

RPI 1-25				RPI 26-50				RPI 51-100				RPI 101+ Team's RPI: 165			
RPI S	Opponent	Score		RPI S	Opponent	Score		RPI S	Opponent	Score		RPI S	Opponent	Score	
8 A	Texas	54	88					83 N	Penn St.	71	59	109 A	Auburn	59	75
												126 H	Clemson	47	55
												129 A	Little Rock	58	49
												157 H	Memphis	65	40
												199 N	Niagara	67	73
												207 H	North Texas	61	53
												208 A	Southern Miss.	50	65
												234 H	Grambling	64	53
												289 H	McNeese	78	62
												296 H	UTSA	63	55
												301 H	Alcorn	87	50
												308 H	Houston Baptist	85	62
												318 A	Marshall	74	65
												337 H	La.-Monroe	71	49
-----															
LAST 12 Division I GAMES:															
301 H	Alcorn	87	50	318 A	Marshall	74	65								
308 H	Houston Baptist	85	62	208 A	Southern Miss.	50	65								
289 H	McNeese	78	62	296 H	UTSA	63	55								
337 H	La.-Monroe	71	49	207 H	North Texas	61	53								
129 A	Little Rock	58	49	8 A	Texas	54	88								
126 H	Clemson	47	55	199 N	Niagara	67	73								

Non-Div I Games: LSU-Alexandria 87 47

Average RPI Win:	113	WON-LOST	WINNING	LAST 10	STRENGTH OF	OPP. STRENGTH	TEAM	ADJ.	CONF.	ADJ CONF.
Average RPI Loss:	0	RECORD	PCT. RANK	GAMES	SCHEDULE	OF SCHEDULE	RPI	RPI	RPI	RPI

DIV. I ONLY	19- 0	1	10- 0	32	6	4	4	1	1
DIV. I NON-CONF.	14- 0	1	7- 0	133	19	12	12	1	1

TOTALS	RPI 1-25	RPI 26-50	W-L RECORDS	RPI 51-100	RPI 101-150	RPI 150+
19- 0	4- 0	3- 0	OVERALL	5- 0	2- 0	5- 0
12- 0	3- 0	1- 0	HOME	2- 0	2- 0	4- 0
7- 0	1- 0	2- 0	AWAY	3- 0	0- 0	1- 0
0- 0	0- 0	0- 0	NEUTRAL	0- 0	0- 0	0- 0
14- 0	2- 0	2- 0	NON-CONFERENCE	3- 0	2- 0	5- 0
9- 0	1- 0	1- 0	HOME	1- 0	2- 0	4- 0
5- 0	1- 0	1- 0	AWAY	2- 0	0- 0	1- 0
0- 0	0- 0	0- 0	NEUTRAL	0- 0	0- 0	0- 0
5- 0	2- 0	1- 0	CONFERENCE	2- 0	0- 0	0- 0
3- 0	2- 0	0- 0	HOME	1- 0	0- 0	0- 0
2- 0	0- 0	1- 0	AWAY	1- 0	0- 0	0- 0
0- 0	0- 0	0- 0	NEUTRAL	0- 0	0- 0	0- 0

RPI 1-25	Team's RPI: 4	RPI 26-50	RPI 51-100	RPI 101+
RPI S Opponent Score		RPI S Opponent Score	RPI S Opponent Score	RPI S Opponent Score
2 H Notre Dame 100 67		27 A NC State 55 47	54 H Virginia Tech 67 56	110 H Middle Tenn. 80 26
5 A Ohio St. 95 90		35 H Michigan 74 49	66 A Georgia Tech 74 71	127 H Vanderbilt 79 57
7 H Oregon 74 61		39 A South Dakota St. 68 64	67 H Toledo 90 55	202 H Southeast Mo. St. 80 40
19 H Duke 66 60			75 A Indiana 72 59	251 H UT Martin 91 56
			94 A Kentucky 87 63	310 A Air Force 62 50
				314 H Murray St. 115 51
				340 H Tennessee St. 95 56
LAST 12 Division I GAMES:				
66 A Georgia Tech 74 71		2 H Notre Dame 100 67		
310 A Air Force 62 50		54 H Virginia Tech 67 56		
94 A Kentucky 87 63		19 H Duke 66 60		
340 H Tennessee St. 95 56		27 A NC State 55 47		
110 H Middle Tenn. 80 26		251 H UT Martin 91 56		
127 H Vanderbilt 79 57		39 A South Dakota St. 68 64		

Non-Div I Games:

Louisville

Average RPI	Win:	305	WON-LOST	WINNING	LAST 10	STRENGTH OF	OPP. STRENGTH	TEAM	ADJ.	CONF.	ADJ CONF.
Average RPI	Loss:	131	RECORD	PCT. RANK	GAMES	SCHEDULE	OF SCHEDULE	RPI	RPI	RPI	RPI
DIV. I ONLY		3- 13		306	2- 8	200	141	280	280	23	23
DIV. I NON-CONF.		2- 9		295	2- 5	197	71	274	274	20	20
-----											
TOTALS	RPI 1-25		RPI 26-50		W-L RECORDS	RPI 51-100		RPI 101-150		RPI 150+	
3- 13	0- 2		0- 1		OVERALL	0- 3		0- 2		3- 5	
2- 4	0- 1		0- 0		HOME	0- 1		0- 0		2- 2	
1- 9	0- 1		0- 1		AWAY	0- 2		0- 2		1- 3	
0- 0	0- 0		0- 0		NEUTRAL	0- 0		0- 0		0- 0	
2- 9	0- 2		0- 1		NON-CONFERENCE	0- 3		0- 1		2- 2	
1- 3	0- 1		0- 0		HOME	0- 1		0- 0		1- 1	
1- 6	0- 1		0- 1		AWAY	0- 2		0- 1		1- 1	
0- 0	0- 0		0- 0		NEUTRAL	0- 0		0- 0		0- 0	
1- 4	0- 0		0- 0		CONFERENCE	0- 0		0- 1		1- 3	
1- 1	0- 0		0- 0		HOME	0- 0		0- 0		1- 1	
0- 3	0- 0		0- 0		AWAY	0- 0		0- 1		0- 2	
0- 0	0- 0		0- 0		NEUTRAL	0- 0		0- 0		0- 0	

RPI 1-25				RPI 26-50				RPI 51-100				RPI 101+ Team's RPI: 280			
RPI	S	Opponent	Score	RPI	S	Opponent	Score	RPI	S	Opponent	Score	RPI	S	Opponent	Score
12	H	Green Bay	39 76	26	A	DePaul	47 88	78	A	Butler	52 64	107	A	Northern Ill.	71 80
18	A	Marquette	30 92					79	H	Western Mi ch.	47 65	124	A	Drake	46 72
								92	A	Milwaukee	41 63	175	H	Bradley	57 59
												188	A	UNI	41 70
												246	A	Valparaiso	60 76
												247	H	Illinois St.	62 59
												261	H	Youngstown St.	49 73
												294	A	Fort Wayne	70 79
												333	A	Chicago St.	46 28
												334	H	Ill. -Chicago	57 55
-----															
LAST 12 Division I GAMES:															
188	A	UNI	41 70	246	A	Valparaiso	60 76	247	H	Illinois St.	62 59				
334	H	Ill. -Chicago	57 55	175	H	Bradley	57 59	124	A	Drake	46 72				
78	A	Butler	52 64	333	A	Chicago St.	46 28	107	A	Northern Ill.	71 80				
12	H	Green Bay	39 76	18	A	Marquette	30 92								
26	A	DePaul	47 88												

Non-Div I Games:

Loyol a Chi cago



Average RPI Win: 238

Average RPI Loss: 153

WON-LOST  
RECORDWINNING  
PCT. RANKLAST 10  
GAMESSTRENGTH OF  
SCHEDULEOPP. STRENGTH  
OF SCHEDULETEAM  
RPIADJ.  
RPICONF.  
RPIADJ CONF.  
RPIDIV. I ONLY  
DIV. I NON-CONF.3- 14  
2- 9310  
2951- 9  
0- 668  
90305  
314257  
251257  
25115  
1815  
18

TOTALS

RPI 1-25

RPI 26-50

W-L RECORDS

RPI 51-100

RPI 101-150

RPI 150+

3- 14

0- 1

0- 1

OVERALL

0- 3

0- 2

3- 7

2- 5

0- 0

0- 0

HOME

0- 1

0- 1

2- 3

1- 9

0- 1

0- 1

AWAY

0- 2

0- 1

1- 4

0- 0

0- 0

0- 0

NEUTRAL

0- 0

0- 0

0- 0

2- 9

0- 1

0- 1

NON-CONFERENCE

0- 1

0- 2

2- 4

1- 3

0- 0

0- 0

HOME

0- 0

0- 1

1- 2

1- 6

0- 1

0- 1

AWAY

0- 1

0- 1

1- 2

0- 0

0- 0

0- 0

NEUTRAL

0- 0

0- 0

0- 0

1- 5

0- 0

0- 0

CONFERENCE

0- 2

0- 0

1- 3

1- 2

0- 0

0- 0

HOME

0- 1

0- 0

1- 1

0- 3

0- 0

0- 0

AWAY

0- 1

0- 0

0- 2

0- 0

0- 0

0- 0

NEUTRAL

0- 0

0- 0

0- 0

RPI 1-25

RPI 26-50

RPI 51-100

RPI 101+

Team's RPI: 257

RPI	S	Opponent	Score
18	A	Marquette	63 83

RPI	S	Opponent	Score
37	A	Maryl and	45 114

RPI	S	Opponent	Score
68	H	Americ an	58 71
89	A	Navy	44 73
100	A	Del aware	38 71

RPI	S	Opponent	Score
114	H	George Mason	72 80
134	A	William & Mary	49 70
169	H	Georgetown	54 72
173	H	Army West Point	62 69
183	A	Boston U.	56 75
197	A	Norfol k St.	61 58
233	H	Holy Cross	77 60
243	A	Lafayette	54 65
253	A	Mt. St. Mary's	63 71
275	A	St. Francis Brooklyn	47 64
279	H	Towson	67 76
284	H	Cornell	78 63

LAST 12 Division I GAMES:

173	H	Army West Point	62 69	243	A	Lafayette	54 65
89	A	Navy	44 73	68	H	Americ an	58 71
100	A	Del aware	38 71	233	H	Holy Cross	77 60
37	A	Maryl and	45 114	183	A	Boston U.	56 75
279	H	Towson	67 76	253	A	Mt. St. Mary's	63 71
275	A	St. Francis Brooklyn	47 64	134	A	William & Mary	49 70

Non-Div I Games:

Loyola Maryl and

Average RPI Win:	198	WON-LOST	WINNING	LAST 10	STRENGTH OF	OPP. STRENGTH	TEAM	ADJ.	CONF.	ADJ CONF.
Average RPI Loss:	149	RECORD	PCT. RANK	GAMES	SCHEDULE	OF SCHEDULE	RPI	RPI	RPI	RPI
DIV. I ONLY	10- 6	107	4- 6	239	143	151	151	12	12	
DIV. I NON-CONF.	7- 3	74	2- 3	304	159	174	174	11	11	
-----										
TOTALS	RPI 1-25	RPI 26-50	W-L RECORDS	RPI 51-100	RPI 101-150	RPI 150+				
10- 6	0- 0	0- 1	OVERALL	1- 1	3- 0	6- 4				
6- 3	0- 0	0- 1	HOME	1- 0	2- 0	3- 2				
4- 3	0- 0	0- 0	AWAY	0- 1	1- 0	3- 2				
0- 0	0- 0	0- 0	NEUTRAL	0- 0	0- 0	0- 0				
7- 3	0- 0	0- 1	NON-CONFERENCE	0- 0	2- 0	5- 2				
4- 2	0- 0	0- 1	HOME	0- 0	1- 0	3- 1				
3- 1	0- 0	0- 0	AWAY	0- 0	1- 0	2- 1				
0- 0	0- 0	0- 0	NEUTRAL	0- 0	0- 0	0- 0				
3- 3	0- 0	0- 0	CONFERENCE	1- 1	1- 0	1- 2				
2- 1	0- 0	0- 0	HOME	1- 0	1- 0	0- 1				
1- 2	0- 0	0- 0	AWAY	0- 1	0- 0	1- 1				
0- 0	0- 0	0- 0	NEUTRAL	0- 0	0- 0	0- 0				

RPI	S	Opponent	Score	RPI	S	Opponent	Score	RPI	S	Opponent	Score	RPI	S	Opponent	Score	Team's RPI: 151
34	H	Southern Cal i forn i a	70 80	63	H	Saint Mary's (CA)	69 57	120	H	Mi ami (OH)	84 71	121	A	Saint Loui s	62 60	
				65	A	Gonzaga	67 77	146	H	Paci fi c	75 60	180	A	San Franci sco	60 78	
								189	H	San Di ego	54 60	191	A	SMU	60 63	
								211	H	UC Santa Barbara	67 61	224	H	Eastern Mi ch.	73 64	
								225	A	UC Ri versi de	67 59	235	H	CSUN	68 75	
								258	A	Santa Clara	65 51	286	H	Arizona	84 70	
								330	A	Long Beach St.	84 69					
-----																
LAST 12 Divi s i o n I GAMES:																
146	H	Paci fi c	75 60	189	H	San Di ego	54 60									
63	H	Saint Mary's (CA)	69 57	180	A	San Franci sco	60 78									
191	A	SMU	60 63	65	A	Gonzaga	67 77									
211	H	UC Santa Barbara	67 61	258	A	Santa Clara	65 51									
235	H	CSUN	68 75	224	H	Eastern Mi ch.	73 64									
34	H	Southern Cal i forn i a	70 80	120	H	Mi ami (OH)	84 71									

Non-Div I Games: Cal St. Dom. Hills 84 52

Loyola Marymount

Average RPI Win:	219	WON-LOST	WINNING	LAST 10	STRENGTH OF	OPP. STRENGTH	TEAM	ADJ.	CONF.	ADJ CONF.
Average RPI Loss:	62	RECORD	PCT. RANK	GAMES	SCHEDULE	OF SCHEDULE	RPI	RPI	RPI	RPI
DIV. I ONLY	7- 8	197	4- 5	44	96	93	93	20	20	
DIV. I NON-CONF.	5- 6	187	3- 4	34	32	64	64	23	23	
-----										
TOTALS	RPI 1-25	RPI 26-50	W-L RECORDS	RPI 51-100	RPI 101-150	RPI 150+				
7- 8	0- 3	0- 1	OVERALL	1- 2	1- 2	5- 0				
3- 2	0- 0	0- 0	HOME	0- 0	1- 2	2- 0				
3- 6	0- 3	0- 1	AWAY	1- 2	0- 0	2- 0				
1- 0	0- 0	0- 0	NEUTRAL	0- 0	0- 0	1- 0				
5- 6	0- 3	0- 0	NON-CONFERENCE	1- 2	1- 1	3- 0				
2- 1	0- 0	0- 0	HOME	0- 0	1- 1	1- 0				
2- 5	0- 3	0- 0	AWAY	1- 2	0- 0	1- 0				
1- 0	0- 0	0- 0	NEUTRAL	0- 0	0- 0	1- 0				
2- 2	0- 0	0- 1	CONFERENCE	0- 0	0- 1	2- 0				
1- 1	0- 0	0- 0	HOME	0- 0	0- 1	1- 0				
1- 1	0- 0	0- 1	AWAY	0- 0	0- 0	1- 0				
0- 0	0- 0	0- 0	NEUTRAL	0- 0	0- 0	0- 0				

Maine

RPI	S	Opponent	Score
3	A	Mississippi St.	43 83
5	A	Ohio St.	70 83
19	A	Duke	39 69

RPI	S	Opponent	Score
50	A	Albany (NY)	54 68

RPI	S	Opponent	Score
67	A	Toledo	64 65
76	A	Miami (FL)	70 80
99	A	Dartmouth	64 51

RPI	S	Opponent	Score
101	H	Harvard	76 51
125	H	Tulane	34 42
147	H	Binghamton	62 66
171	A	Boston College	61 40
236	H	Stony Brook	64 56
283	N	Kennesaw St.	75 39
300	H	Bryant	70 68
344	A	UMBC	64 50

Maine

## LAST 12 Division I GAMES:

171	A	Boston College	61	40	50	A	Albany (NY)	54	68
19	A	Duke	39	69	344	A	UMBC	64	50
3	A	Mississippi St.	43	83	147	H	Binghamton	62	66
99	A	Dartmouth	64	51	236	H	Stony Brook	64	56
5	A	Ohio St.	70	83	283	N	Kennesaw St.	75	39
67	A	Toledo	64	65	76	A	Miami (FL)	70	80

Non-Div I Games: Maine Maritime 89 49 Me.-Fort Kent 100 40

Maine

Average RPI Win:	301	WON-LOST	WINNING	LAST 10	STRENGTH OF	OPP. STRENGTH	TEAM	ADJ.	CONF.	ADJ CONF.
Average RPI Loss:	118	RECORD	PCT. RANK	GAMES	SCHEDULE	OF SCHEDULE	RPI	RPI	RPI	RPI
DIV. I ONLY	6- 11	256	4- 6	213	219	230	230	25	25	
DIV. I NON-CONF.	3- 8	267	1- 5	104	199	216	216	25	25	
-----										
TOTALS	RPI 1-25	RPI 26-50	W-L RECORDS	RPI 51-100	RPI 101-150	RPI 150+				
6- 11	0- 1	0- 3	OVERALL	0- 2	0- 1	6- 4				
3- 3	0- 0	0- 2	HOME	0- 1	0- 0	3- 0				
2- 8	0- 1	0- 1	AWAY	0- 1	0- 1	2- 4				
1- 0	0- 0	0- 0	NEUTRAL	0- 0	0- 0	1- 0				
3- 8	0- 1	0- 2	NON-CONFERENCE	0- 2	0- 1	3- 2				
1- 2	0- 0	0- 1	HOME	0- 1	0- 0	1- 0				
1- 6	0- 1	0- 1	AWAY	0- 1	0- 1	1- 2				
1- 0	0- 0	0- 0	NEUTRAL	0- 0	0- 0	1- 0				
3- 3	0- 0	0- 1	CONFERENCE	0- 0	0- 0	3- 2				
2- 1	0- 0	0- 1	HOME	0- 0	0- 0	2- 0				
1- 2	0- 0	0- 0	AWAY	0- 0	0- 0	1- 2				
0- 0	0- 0	0- 0	NEUTRAL	0- 0	0- 0	0- 0				

RPI 1-25				RPI 26-50				RPI 51-100				RPI 101+ Team's RPI: 230			
RPI	S	Opponent	Score	RPI	S	Opponent	Score	RPI	S	Opponent	Score	RPI	S	Opponent	Score
23	A	Cal i forni a	66 87	43	H	Qui nni pi ac	64 80	62	H	Fordham	48 54	139	A	New Hampshi re	55 68
				44	A	Vi rgi ni a	47 69	83	A	Penn St.	46 78	184	A	Mari st	40 65
				50	H	Al bany (NY)	56 62					199	A	Ni agara	64 65
												236	A	Stony Brook	59 74
												240	A	Sacred Heart	61 65
												252	A	LIU Brookl yn	72 38
												275	H	St. Franci s Brookl yn	57 54
												316	A	Can i si us	59 56
												316	H	Can i si us	58 39
												319	N	Coppi n St.	74 56
												327	H	Saint Peter's	76 64
-----															
LAST 12 Di vi si on I GAMES:															
				43	H	Qui nni pi ac	64 80	199	A	Ni agara	64 65				
				327	H	Saint Peter's	76 64	316	A	Can i si us	59 56				
				44	A	Vi rgi ni a	47 69	184	A	Mari st	40 65				
				252	A	LIU Brookl yn	72 38	316	H	Can i si us	58 39				
				139	A	New Hampshi re	55 68	83	A	Penn St.	46 78				
				50	H	Al bany (NY)	56 62	62	H	Fordham	48 54				

Non-Di v I Games:

Manhattan

M  
a  
r  
i  
s  
t

M  
a  
r  
i  
s  
t

Mari st

Average RPI Win:	140	WON-LOST	WINNING	LAST 10	STRENGTH OF	OPP. STRENGTH	TEAM	ADJ.	CONF.	ADJ CONF.
Average RPI Loss:	20	RECORD	PCT. RANK	GAMES	SCHEDULE	OF SCHEDULE	RPI	RPI	RPI	RPI
DIV. I ONLY	13- 5	61	9- 1	22	12	18	18	6	6	
DIV. I NON-CONF.	6- 5	153	3- 2	16	28	46	46	5	5	
-----										
TOTALS	RPI 1-25	RPI 26-50	W-L RECORDS	RPI 51-100	RPI 101-150	RPI 150+				
13- 5	0- 3	2- 2	OVERALL	4- 0	1- 0	6- 0				
9- 0	0- 0	2- 0	HOME	2- 0	1- 0	4- 0				
3- 4	0- 2	0- 2	AWAY	2- 0	0- 0	1- 0				
1- 1	0- 1	0- 0	NEUTRAL	0- 0	0- 0	1- 0				
6- 5	0- 3	0- 2	NON-CONFERENCE	1- 0	0- 0	5- 0				
4- 0	0- 0	0- 0	HOME	0- 0	0- 0	4- 0				
1- 4	0- 2	0- 2	AWAY	1- 0	0- 0	0- 0				
1- 1	0- 1	0- 0	NEUTRAL	0- 0	0- 0	1- 0				
7- 0	0- 0	2- 0	CONFERENCE	3- 0	1- 0	1- 0				
5- 0	0- 0	2- 0	HOME	2- 0	1- 0	0- 0				
2- 0	0- 0	0- 0	AWAY	1- 0	0- 0	1- 0				
0- 0	0- 0	0- 0	NEUTRAL	0- 0	0- 0	0- 0				

RPI	S	Opponent	Score	RPI	S	Opponent	Score	RPI	S	Opponent	Score	RPI	S	Opponent	Score
2	A	Notre Dame	85 91	26	H	DePaul	93 81	55	A	Creighton	92 77	135	H	Xavier	88 67
9	N	Tennessee	99 101	31	H	St. John's (NY)	74 72	78	H	Butler	69 67	161	A	Providence	77 60
12	A	Green Bay	55 63	35	A	Michigan	76 82	92	A	Milwaukee	83 68	173	H	Army West Point	83 53
				42	A	New Mexico	87 88	98	H	Seton Hall	97 84	190	H	Wisconsin	88 65
												239	N	Montana	87 68
												257	H	Loyola Maryland	83 63
												280	H	Loyola Chicago	92 30
-----															
LAST 12 Division I GAMES:															
26	H	DePaul	93 81	135	H	Xavier	88 67	78	H	Butler	69 67	161	A	Providence	77 60
98	H	Seton Hall	97 84	55	A	Creighton	92 77	35	A	Michigan	76 82	190	H	Wisconsin	88 65
31	H	St. John's (NY)	74 72	78	H	Butler	69 67	92	A	Milwaukee	83 68				
2	A	Notre Dame	85 91												
92	A	Milwaukee	83 68												
173	H	Army West Point	83 53												

Non-Div I Games:

Marquette

Average RPI Win:	315	WON-LOST	WINNING	LAST 10	STRENGTH OF	OPP. STRENGTH	TEAM	ADJ.	CONF.	ADJ CONF.
Average RPI Loss:	170	RECORD	PCT. RANK	GAMES	SCHEDULE	OF SCHEDULE	RPI	RPI	RPI	RPI
DIV. I ONLY	4- 10	278	2- 6	315	251	318	318	18	18	
DIV. I NON-CONF.	4- 7	226	3- 4	332	239	322	322	19	19	
-----										
TOTALS	RPI 1-25	RPI 26-50	W-L RECORDS	RPI 51-100	RPI 101-150	RPI 150+				
4- 10	0- 0	0- 0	OVERALL	0- 3	0- 1	4- 6				
3- 5	0- 0	0- 0	HOME	0- 2	0- 0	3- 3				
1- 5	0- 0	0- 0	AWAY	0- 1	0- 1	1- 3				
0- 0	0- 0	0- 0	NEUTRAL	0- 0	0- 0	0- 0				
4- 7	0- 0	0- 0	NON-CONFERENCE	0- 3	0- 1	4- 3				
3- 4	0- 0	0- 0	HOME	0- 2	0- 0	3- 2				
1- 3	0- 0	0- 0	AWAY	0- 1	0- 1	1- 1				
0- 0	0- 0	0- 0	NEUTRAL	0- 0	0- 0	0- 0				
0- 3	0- 0	0- 0	CONFERENCE	0- 0	0- 0	0- 3				
0- 1	0- 0	0- 0	HOME	0- 0	0- 0	0- 1				
0- 2	0- 0	0- 0	AWAY	0- 0	0- 0	0- 2				
0- 0	0- 0	0- 0	NEUTRAL	0- 0	0- 0	0- 0				

RPI 1-25				RPI 26-50				RPI 51-100				RPI 101+				Team's RPI: 318
RPI	S	Opponent	Score	RPI	S	Opponent	Score	RPI	S	Opponent	Score	RPI	S	Opponent	Score	
								83	H	Penn St.	65 80	106	A	Cleveland St.	76 85	
								85	H	Ohio	52 54	165	H	Southern Ill.	59 64	
								94	A	Kentucky	39 69	165	H	Louisiana Tech	65 74	
												209	A	Florida	69 74	
												222	A	Fla. Atlantic	59 79	
												231	H	Morgan St.	73 68	
												282	H	Appalachian St.	54 56	
												288	A	FIU	54 67	
												340	A	Tennessee St.	71 65	
												341	H	Winthrop	70 40	
												348	H	Longwood	90 45	
-----																
LAST 12 Division I GAMES:																
				282	H	Appalachian St.	54 56	165	H	Louisiana Tech	65 74					
				209	A	Florida	69 74	288	A	FIU	54 67					
				231	H	Morgan St.	73 68	222	A	Fla. Atlantic	59 79					
				165	H	Southern Ill.	59 64	340	A	Tennessee St.	71 65					
				341	H	Winthrop	70 40	85	H	Ohio	52 54					
				94	A	Kentucky	39 69	106	A	Cleveland St.	76 85					

Non-Div I Games: Ky. Christian 111 38 Alice Lloyd 96 46

Marshall

Average RPI Win:	166	WON-LOST	WINNING	LAST 10	STRENGTH OF	OPP. STRENGTH	TEAM	ADJ.	CONF.	ADJ CONF.
Average RPI Loss:	16	RECORD	PCT. RANK	GAMES	SCHEDULE	OF SCHEDULE	RPI	RPI	RPI	RPI
DIV. I ONLY	15- 3	19	1- 0	84	23	37	37	3	3	
DIV. I NON-CONF.	11- 2	24	1- 0	151	25	40	40	4	4	
-----										
TOTALS	RPI 1-25	RPI 26-50	W-L RECORDS	RPI 51-100	RPI 101-150	RPI 150+				
15- 3	1- 2	2- 1	OVERALL	2- 0	2- 0	8- 0				
8- 2	1- 1	1- 1	HOME	0- 0	2- 0	4- 0				
6- 1	0- 1	1- 0	AWAY	2- 0	0- 0	3- 0				
1- 0	0- 0	0- 0	NEUTRAL	0- 0	0- 0	1- 0				
11- 2	0- 2	2- 0	NON-CONFERENCE	1- 0	1- 0	7- 0				
6- 1	0- 1	1- 0	HOME	0- 0	1- 0	4- 0				
4- 1	0- 1	1- 0	AWAY	1- 0	0- 0	2- 0				
1- 0	0- 0	0- 0	NEUTRAL	0- 0	0- 0	1- 0				
4- 1	1- 0	0- 1	CONFERENCE	1- 0	1- 0	1- 0				
2- 1	1- 0	0- 1	HOME	0- 0	1- 0	0- 0				
2- 0	0- 0	0- 0	AWAY	1- 0	0- 0	1- 0				
0- 0	0- 0	0- 0	NEUTRAL	0- 0	0- 0	0- 0				

RPI 1-25				RPI 26-50				RPI 51-100				RPI 101+			
RPI	S	Opponent	Score	RPI	S	Opponent	Score	RPI	S	Opponent	Score	RPI	S	Opponent	Score
1	A	UConn	72 97	33	H	Michigan St.	68 82	76	A	Miami (FL)	79 71	102	H	George Washington	80 54
14	H	South Carolina	86 94	44	A	Virginia	60 59	83	A	Penn St.	69 65	141	H	Illinois	100 65
25	H	Iowa	80 64	50	H	Albany (NY)	91 58					190	A	Wisconsin	71 44
												199	H	Niagara	92 65
												229	A	Akron	75 54
												238	H	Howard	111 49
												253	H	Mt. St. Mary's	97 57
												257	H	Loyola Maryland	114 45
												283	N	Kennesaw St.	89 35
												319	A	Coppin St.	113 49
-----															
LAST 12 Division I GAMES:															
83	A	Penn St.	69 65	76	A	Miami (FL)	79 71	33	H	Michigan St.	68 82	190	A	Wisconsin	71 44
141	H	Illinois	100 65					25	H	Iowa	80 64	229	A	Akron	75 54
319	A	Coppin St.	113 49					44	A	Virginia	60 59				
257	H	Loyola Maryland	114 45												
102	H	George Washington	80 54												
253	H	Mt. St. Mary's	97 57												

Non-Div I Games:

Maryland



Average RPI Win: 284  
Average RPI Loss: 185

Average RPI		Win: 284	WON-LOST RECORD	WINNING PCT. RANK	LAST 10 GAMES	STRENGTH OF SCHEDULE	OPP. STRENGTH OF SCHEDULE	TEAM RPI	ADJ. RPI	CONF. RPI	ADJ CONF. RPI
Loss: 185											
DIV. I ONLY			6- 9	227	3- 6	329	309	290	290	13	13
DIV. I NON-CONF.			6- 5	153	5- 2	346	335	297	297	13	13
TOTALS		RPI 1-25		RPI 26-50		W-L RECORDS	RPI 51-100	RPI 101-150		RPI 150+	
6- 9		0- 0		0- 0		OVERALL	0- 2	1- 0		5- 7	
3- 4		0- 0		0- 0		HOME	0- 1	1- 0		2- 3	
2- 5		0- 0		0- 0		AWAY	0- 1	0- 0		2- 4	
1- 0		0- 0		0- 0		NEUTRAL	0- 0	0- 0		1- 0	
6- 5		0- 0		0- 0		NON-CONFERENCE	0- 0	1- 0		5- 5	
3- 2		0- 0		0- 0		HOME	0- 0	1- 0		2- 2	
2- 3		0- 0		0- 0		AWAY	0- 0	0- 0		2- 3	
1- 0		0- 0		0- 0		NEUTRAL	0- 0	0- 0		1- 0	
0- 4		0- 0		0- 0		CONFERENCE	0- 2	0- 0		0- 2	
0- 2		0- 0		0- 0		HOME	0- 1	0- 0		0- 1	
0- 2		0- 0		0- 0		AWAY	0- 1	0- 0		0- 1	
0- 0		0- 0		0- 0		NEUTRAL	0- 0	0- 0		0- 0	

RPI 1-25				RPI 26-50				RPI 51-100				RPI 101+ Team's RPI: 290			
RPI	S	Opponent	Score	RPI	S	Opponent	Score	RPI	S	Opponent	Score	RPI	S	Opponent	Score
								62	H	Fordham	51 62	128	H	Li berty	64 61
								69	A	Duquesne	57 60	156	H	Saint Joseph's	79 84
												184	H	Mari st	60 88
												186	A	North Dakota	52 82
												203	H	Northeastern	54 64
												223	A	St. Bonaventure	59 69
												266	A	North Dakota St.	70 82
												273	A	Incar nate Word	64 45
												279	H	Towson	72 49
												313	A	UTRGV	59 67
												327	H	Saint Peter's	81 65
												345	N	Mississippi Val.	85 46
												349	A	UMass Lowell	73 63
LAST 12 Division I GAMES:															
				184	H	Mari st	60 88	156	H	Saint Joseph's	79 84				
				349	A	UMass Lowell	73 63	223	A	St. Bonaventure	59 69				
				327	H	Saint Peter's	81 65	62	H	Fordham	51 62				
				345	N	Mississippi Val.	85 46	69	A	Duquesne	57 60				
				313	A	UTRGV	59 67	128	H	Li berty	64 61				
				273	A	Incar nate Word	64 45	203	H	Northeastern	54 64				

Massachusetts

Average RPI Win:	304	WON-LOST	WINNING	LAST 10	STRENGTH OF	OPP. STRENGTH	TEAM	ADJ.	CONF.	ADJ CONF.
Average RPI Loss:	159	RECORD	PCT. RANK	GAMES	SCHEDULE	OF SCHEDULE	RPI	RPI	RPI	RPI
DIV. I ONLY	4- 10	278	3- 6	289	200	289	289	27	27	
DIV. I NON-CONF.	1- 7	310	0- 5	77	165	273	273	26	26	
-----										
TOTALS	RPI 1-25	RPI 26-50	W-L RECORDS	RPI 51-100	RPI 101-150	RPI 150+				
4- 10	0- 2	0- 0	OVERALL	0- 0	0- 2	4- 6				
2- 5	0- 0	0- 0	HOME	0- 0	0- 1	2- 4				
2- 5	0- 2	0- 0	AWAY	0- 0	0- 1	2- 2				
0- 0	0- 0	0- 0	NEUTRAL	0- 0	0- 0	0- 0				
1- 7	0- 2	0- 0	NON-CONFERENCE	0- 0	0- 2	1- 3				
1- 2	0- 0	0- 0	HOME	0- 0	0- 1	1- 1				
0- 5	0- 2	0- 0	AWAY	0- 0	0- 1	0- 2				
0- 0	0- 0	0- 0	NEUTRAL	0- 0	0- 0	0- 0				
3- 3	0- 0	0- 0	CONFERENCE	0- 0	0- 0	3- 3				
1- 3	0- 0	0- 0	HOME	0- 0	0- 0	1- 3				
2- 0	0- 0	0- 0	AWAY	0- 0	0- 0	2- 0				
0- 0	0- 0	0- 0	NEUTRAL	0- 0	0- 0	0- 0				

RPI 1-25				RPI 26-50				RPI 51-100				RPI 101+				Team's RPI: 289
RPI	S	Opponent	Score	RPI	S	Opponent	Score	RPI	S	Opponent	Score	RPI	S	Opponent	Score	
8	A	Texas	34 100									125	H	Tulane	66 70	
17	A	Baylor	34 95									142	A	Louisiana	86 98	
												165	A	Louisiana Tech	62 78	
												191	A	SMU	59 65	
												216	H	New Orleans	64 77	
												234	H	Grambling	60 75	
												244	H	Abilene Christian	75 80	
												245	H	Nicholls St.	54 61	
												273	A	Incarate Word	66 57	
												302	H	Northwestern St.	72 67	
												304	A	Southeastern La.	77 65	
												337	H	La.-Monroe	65 61	
LAST 12 Division I GAMES:																
302	H	Northwestern St.	72 67	304	A	Southeastern La.	77 65	245	H	Nicholls St.	54 61					
273	A	Incarate Word	66 57					216	H	New Orleans	64 77					
191	A	SMU	59 65					244	H	Abilene Christian	75 80					
165	A	Louisiana Tech	62 78					125	H	Tulane	66 70					
17	A	Baylor	34 95					337	H	La.-Monroe	65 61					
142	A	Louisiana	86 98													

Non-Div I Games: LSU-Alexandria 73 53 Louisiana Col. 84 46 Southern-N. O. 76 61

McNeese

Average RPI Win: 218

Average RPI Loss: 102

WON-LOST  
RECORDWINNING  
PCT. RANKLAST 10  
GAMESSTRENGTH OF  
SCHEDULEOPP. STRENGTH  
OF SCHEDULETEAM  
RPIADJ.  
RPICONF.  
RPIADJ CONF.  
RPIDIV. I ONLY  
DIV. I NON-CONF.7- 10  
5- 8222  
2206- 4  
4- 458  
66146  
212157  
197157  
1978  
78  
7

TOTALS

RPI 1-25

RPI 26-50

W-L RECORDS

RPI 51-100

RPI 101-150

RPI 150+

7- 10

0- 2

0- 1

OVERALL

1- 1

1- 3

5- 3

5- 3

0- 0

0- 0

HOME

1- 1

0- 1

4- 1

2- 4

0- 1

0- 0

AWAY

0- 0

1- 1

1- 2

0- 3

0- 1

0- 1

NEUTRAL

0- 0

0- 1

0- 0

5- 8

0- 1

0- 1

NON-CONFERENCE

1- 1

1- 3

3- 2

4- 3

0- 0

0- 0

HOME

1- 1

0- 1

3- 1

1- 2

0- 0

0- 0

AWAY

0- 0

1- 1

0- 1

0- 3

0- 1

0- 1

NEUTRAL

0- 0

0- 1

0- 0

2- 2

0- 1

0- 0

CONFERENCE

0- 0

0- 0

2- 1

1- 0

0- 0

0- 0

HOME

0- 0

0- 0

1- 0

1- 2

0- 1

0- 0

AWAY

0- 0

0- 0

1- 1

0- 0

0- 0

0- 0

NEUTRAL

0- 0

0- 0

0- 0

RPI 1-25

RPI 26-50

RPI 51-100

RPI 101+

Team's RPI: 157

RPI	S	Opponent	Score
1	A	UConn	49 97
5	N	Ohio St.	69 100

RPI	S	Opponent	Score
26	N	DePaul	67 81

RPI	S	Opponent	Score
80	H	UAB	64 62
88	H	IUPUI	57 80

RPI	S	Opponent	Score
118	N	Kent St.	55 70
127	A	Vanderbilt	71 60
129	A	Little Rock	57 86
141	H	Illinois	47 63
165	A	Louisiana Tech	40 65
165	H	Southern Ill.	56 68
176	A	Tulsa	69 48
185	A	Wichita St.	61 69
234	H	Grambling	57 48
248	H	East Carolina	72 36
320	H	Jackson St.	64 53
340	H	Tennessee St.	79 75

LAST 12 Division I GAMES:

234	H	Grambling	57	48	176	A	Tulsa	69	48
320	H	Jackson St.	64	53	185	A	Wichita St.	61	69
127	A	Vanderbilt	71	60	248	H	East Carolina	72	36
80	H	UAB	64	62	1	A	UConn	49	97
141	H	Illinois	47	63	118	N	Kent St.	55	70
88	H	IUPUI	57	80	26	N	DePaul	67	81

Non-Div I Games:

Memphis

■ Loss, 
 ■ Non-Conf, 
 ■ S Site, 
 ■ H Home 
 ■ A Away 
 N Neutral

Average RPI Win:	218	WON-LOST	WINNING	LAST 10	STRENGTH OF	OPP. STRENGTH	TEAM	ADJ.	CONF.	ADJ CONF.
Average RPI Loss:	34	RECORD	PCT. RANK	GAMES	SCHEDULE	OF SCHEDULE	RPI	RPI	RPI	RPI
DIV. I ONLY	16- 2	7	10- 0	244	177	74	74	17	17	
DIV. I NON-CONF.	13- 2	22	9- 0	268	180	77	77	17	17	
-----										
TOTALS	RPI 1-25	RPI 26-50	W-L RECORDS	RPI 51-100	RPI 101-150	RPI 150+				
16- 2	0- 1	0- 1	OVERALL	2- 0	2- 0	12- 0				
6- 1	0- 1	0- 0	HOME	0- 0	2- 0	4- 0				
9- 0	0- 0	0- 0	AWAY	2- 0	0- 0	7- 0				
1- 1	0- 0	0- 1	NEUTRAL	0- 0	0- 0	1- 0				
13- 2	0- 1	0- 1	NON-CONFERENCE	2- 0	2- 0	9- 0				
6- 1	0- 1	0- 0	HOME	0- 0	2- 0	4- 0				
6- 0	0- 0	0- 0	AWAY	2- 0	0- 0	4- 0				
1- 1	0- 0	0- 1	NEUTRAL	0- 0	0- 0	1- 0				
3- 0	0- 0	0- 0	CONFERENCE	0- 0	0- 0	3- 0				
0- 0	0- 0	0- 0	HOME	0- 0	0- 0	0- 0				
3- 0	0- 0	0- 0	AWAY	0- 0	0- 0	3- 0				
0- 0	0- 0	0- 0	NEUTRAL	0- 0	0- 0	0- 0				

RPI 1-25				RPI 26-50				RPI 51-100 Team's RPI: 74				RPI 101+			
RPI	S	Opponent	Score	RPI	S	Opponent	Score	RPI	S	Opponent	Score	RPI	S	Opponent	Score
21	H	Georgia	54 72	46	N	Western Ky.	62 67	52	A	UCF	73 64	102	H	George Washington	61 44
								82	A	North Carolina	97 86	136	H	Davidson	69 54
												167	A	Furman	86 64
												170	A	Samford	73 59
												195	A	Charlotte	90 74
												222	A	Fla. Atlantic	66 55
												238	H	Howard	70 44
												265	A	UNC Asheville	67 56
												270	A	Campbell	58 57
												274	A	Wofford	71 46
												306	N	VCU	70 54
												331	H	Ga. Southern	72 45
												341	H	Winthrop	93 45
												343	H	South Carolina St.	74 53
LAST 12 Division I GAMES:															
				82	A	North Carolina	97 86	170	A	Samford	73 59				
				238	H	Howard	70 44	167	A	Furman	86 64				
				343	H	South Carolina St.	74 53	274	A	Wofford	71 46				
				341	H	Winthrop	93 45	195	A	Charlotte	90 74				
				265	A	UNC Asheville	67 56	136	H	Davidson	69 54				
				102	H	George Washington	61 44	270	A	Campbell	58 57				

Non-Div I Games:

Mercer

Average RPI	Win:	179	WON-LOST	WINNING	LAST 10	STRENGTH OF	OPP. STRENGTH	TEAM	ADJ.	CONF.	ADJ CONF.
Average RPI	Loss:	49	RECORD	PCT. RANK	GAMES	SCHEDULE	OF SCHEDULE	RPI	RPI	RPI	RPI
DIV. I ONLY		12- 6		84	7- 3	60	41	76	76	1	1
DIV. I NON-CONF.		10- 3		51	6- 1	171	102	95	95	1	1
-----											
TOTALS	RPI 1-25		RPI 26-50		W-L RECORDS	RPI 51-100		RPI 101-150		RPI 150+	
12- 6	1- 2		1- 2		OVERALL	2- 0		1- 2		7- 0	
9- 3	1- 0		1- 2		HOME	2- 0		0- 1		5- 0	
1- 3	0- 2		0- 0		AWAY	0- 0		1- 1		0- 0	
2- 0	0- 0		0- 0		NEUTRAL	0- 0		0- 0		2- 0	
10- 3	0- 0		1- 2		NON-CONFERENCE	2- 0		0- 1		7- 0	
8- 2	0- 0		1- 2		HOME	2- 0		0- 0		5- 0	
0- 1	0- 0		0- 0		AWAY	0- 0		0- 1		0- 0	
2- 0	0- 0		0- 0		NEUTRAL	0- 0		0- 0		2- 0	
2- 3	1- 2		0- 0		CONFERENCE	0- 0		1- 1		0- 0	
1- 1	1- 0		0- 0		HOME	0- 0		0- 1		0- 0	
1- 2	0- 2		0- 0		AWAY	0- 0		1- 0		0- 0	
0- 0	0- 0		0- 0		NEUTRAL	0- 0		0- 0		0- 0	

RPI 1-25				RPI 26-50				RPI 51-100				RPI 101+			
RPI	S	Opponent	Score	RPI	S	Opponent	Score	RPI	S	Opponent	Score	RPI	S	Opponent	Score
2	A	Notre Dame	76 83	31	H	St. John's (NY)	64 74	93	H	Maine	80 70	103	H	Wake Forest	50 61
6	A	Florida St.	67 105	33	H	Michigan St.	67 57	94	H	Kentucky	65 54	113	A	Colorado	61 67
19	H	Duke	51 48	37	H	Maryland	71 79					126	A	Clemson	72 60
												165	N	Southern Ill.	75 65
												216	H	New Orleans	76 46
												218	H	Bethune-Cookman	85 39
												263	N	Sacramento St.	82 56
												288	H	FIU	77 69
												305	H	Alabama St.	79 31
												322	H	Vermont	73 49
-----															
LAST 12 Division I GAMES:															
19	H	Duke	51 48	126	A	Clemson	72 60								
218	H	Bethune-Cookman	85 39	6	A	Florida St.	67 105								
165	N	Southern Ill.	75 65	103	H	Wake Forest	50 61								
263	N	Sacramento St.	82 56	2	A	Notre Dame	76 83								
305	H	Alabama St.	79 31	31	H	St. John's (NY)	64 74								
94	H	Kentucky	65 54	33	H	Michigan St.	67 57								

Non-Div I Games:

Mi ami (FL)

Average RPI Win:	227	WON-LOST	WINNING	LAST 10	STRENGTH OF	OPP. STRENGTH	TEAM	ADJ.	CONF.	ADJ CONF.
Average RPI Loss:	97	RECORD	PCT. RANK	GAMES	SCHEDULE	OF SCHEDULE	RPI	RPI	RPI	RPI
DIV. I ONLY	9- 7	134	6- 4	112	253	120	120	7	7	
DIV. I NON-CONF.	8- 3	65	6- 1	254	309	103	103	8	8	
-----										
TOTALS	RPI 1-25	RPI 26-50	W-L RECORDS	RPI 51-100	RPI 101-150	RPI 150+				
9- 7	0- 0	0- 4	OVERALL	1- 0	1- 0	7- 3				
6- 2	0- 0	0- 1	HOME	0- 0	1- 0	5- 1				
2- 5	0- 0	0- 3	AWAY	1- 0	0- 0	1- 2				
1- 0	0- 0	0- 0	NEUTRAL	0- 0	0- 0	1- 0				
8- 3	0- 0	0- 1	NON-CONFERENCE	1- 0	0- 0	7- 2				
5- 0	0- 0	0- 0	HOME	0- 0	0- 0	5- 0				
2- 3	0- 0	0- 1	AWAY	1- 0	0- 0	1- 2				
1- 0	0- 0	0- 0	NEUTRAL	0- 0	0- 0	1- 0				
1- 4	0- 0	0- 3	CONFERENCE	0- 0	1- 0	0- 1				
1- 2	0- 0	0- 1	HOME	0- 0	1- 0	0- 1				
0- 2	0- 0	0- 2	AWAY	0- 0	0- 0	0- 0				
0- 0	0- 0	0- 0	NEUTRAL	0- 0	0- 0	0- 0				

RPI	S	Opponent	Score	RPI	S	Opponent	Score	RPI	S	Opponent	Score	RPI	S	Opponent	Score
29	A	Buffalo	67 72	88	A	IUPUI	96 83	107	H	Northern Ill.	67 65	151	A	Loyola Marymount	71 84
40	A	Ball St.	61 86					152	A	Cincinnati	62 73	154	H	Jacksonville St.	58 55
41	A	Purdue	66 75					212	N	Denver	69 52	224	H	Eastern Mich.	59 74
45	H	Central Mich.	66 84					246	H	Valparaiso	77 68	287	H	Detroit Mercy	91 64
-----															
Team's RPI: 120															
LAST 12 Division I GAMES:															
107	H	Northern Ill.	67 65	224	H	Eastern Mich.	59 74	29	A	Buffalo	67 72	45	H	Central Mich.	66 84
336	H	Florida A&M	73 33	29	A	Buffalo	67 72	40	A	Ball St.	61 86	212	N	Denver	69 52
299	A	Indiana St.	68 56	45	H	Central Mich.	66 84	151	A	Loyola Marymount	71 84				
154	H	Jacksonville St.	58 55	40	A	Ball St.	61 86								
88	A	IUPUI	96 83	212	N	Denver	69 52								
316	H	Canisius	72 47	151	A	Loyola Marymount	71 84								

Non-Div I Games:

Miami (OH)

Average RPI Win: 160  
Average RPI Loss: 9

Average RPI Win: 160		WON-LOST	WINNING	LAST 10	STRENGTH OF	OPP. STRENGTH	TEAM	ADJ.	CONF.	ADJ CONF.
Average RPI Loss: 9		RECORD	PCT. RANK	GAMES	SCHEDULE	OF SCHEDULE	RPI	RPI	RPI	RPI
DIV. I ONLY		15- 4	36	8- 2	55	24	35	35	3	3
DIV. I NON-CONF.		11- 2	24	6- 0	113	58	38	38	4	4
TOTALS		RPI 1-25	RPI 26-50	W-L RECORDS		RPI 51-100	RPI 101-150	RPI 150+		
15- 4	1- 4	0- 0		OVERALL		4- 0	3- 0	7- 0		
10- 2	1- 2	0- 0		HOME		2- 0	3- 0	4- 0		
5- 2	0- 2	0- 0		AWAY		2- 0	0- 0	3- 0		
0- 0	0- 0	0- 0		NEUTRAL		0- 0	0- 0	0- 0		
11- 2	1- 2	0- 0		NON-CONFERENCE		1- 0	3- 0	6- 0		
8- 1	1- 1	0- 0		HOME		0- 0	3- 0	4- 0		
3- 1	0- 1	0- 0		AWAY		1- 0	0- 0	2- 0		
0- 0	0- 0	0- 0		NEUTRAL		0- 0	0- 0	0- 0		
4- 2	0- 2	0- 0		CONFERENCE		3- 0	0- 0	1- 0		
2- 1	0- 1	0- 0		HOME		2- 0	0- 0	0- 0		
2- 1	0- 1	0- 0		AWAY		1- 0	0- 0	1- 0		
0- 0	0- 0	0- 0		NEUTRAL		0- 0	0- 0	0- 0		

RPI 1-25					RPI 26-50					Team's RPI: 35					RPI 51-100					RPI 101+				
RPI	S	Opponent	Score		RPI	S	Opponent	Score		RPI	S	Opponent	Score		RPI	S	Opponent	Score						
2	H	Notre Dame	63	83											75	H	Indiana	84	79					
4	A	Louisville	49	74											81	A	Nebraska	69	64					
5	H	Ohio St.	71	78											83	H	Penn St.	89	69					
18	H	Marquette	82	76											85	A	Ohio	74	61					
25	A	Iowa	72	82																				
LAST 12 Division I GAMES:																								
		25	A	Iowa	72	82									81	A	Nebraska	69	64					
		83	H	Penn St.	89	69									75	H	Indiana	84	79					
		312	H	Delaware St.	105	36									5	H	Ohio St.	71	78					
		294	H	Fort Wayne	77	45									190	A	Wisconsin	80	57					
		205	H	North Florida	79	34									18	H	Marquette	82	76					
		118	H	Kent St.	54	41									287	A	Detroit Mercy	86	50					

Mi chi gan





Average RPI Win:	237	WON-LOST	WINNING	LAST 10	STRENGTH OF	OPP. STRENGTH	TEAM	ADJ.	CONF.	ADJ CONF.
Average RPI Loss:	64	RECORD	PCT. RANK	GAMES	SCHEDULE	OF SCHEDULE	RPI	RPI	RPI	RPI
DIV. I ONLY	10- 7	119	5- 5	190	104	110	110	18	18	
DIV. I NON-CONF.	8- 5	111	4- 4	250	78	124	124	19	19	
-----										
TOTALS	RPI 1-25	RPI 26-50	W-L RECORDS	RPI 51-100	RPI 101-150	RPI 150+				
10- 7	0- 1	0- 2	OVERALL	1- 3	2- 1	7- 0				
5- 1	0- 0	0- 0	HOME	1- 1	0- 0	4- 0				
4- 5	0- 1	0- 1	AWAY	0- 2	2- 1	2- 0				
1- 1	0- 0	0- 1	NEUTRAL	0- 0	0- 0	1- 0				
8- 5	0- 1	0- 1	NON-CONFERENCE	1- 2	1- 1	6- 0				
5- 0	0- 0	0- 0	HOME	1- 0	0- 0	4- 0				
2- 4	0- 1	0- 0	AWAY	0- 2	1- 1	1- 0				
1- 1	0- 0	0- 1	NEUTRAL	0- 0	0- 0	1- 0				
2- 2	0- 0	0- 1	CONFERENCE	0- 1	1- 0	1- 0				
0- 1	0- 0	0- 0	HOME	0- 1	0- 0	0- 0				
2- 1	0- 0	0- 1	AWAY	0- 0	1- 0	1- 0				
0- 0	0- 0	0- 0	NEUTRAL	0- 0	0- 0	0- 0				

RPI 1-25				RPI 26-50				RPI 51-100				RPI 101+				Team's RPI: 110
RPI	S	Opponent	Score	RPI	S	Opponent	Score	RPI	S	Opponent	Score	RPI	S	Opponent	Score	
4	A	Louisville	26 80	34	N	Southern California	57 72	66	A	Georgia Tech	45 48	125	A	Tulane	44 62	
				46	A	Western Ky.	43 57	80	H	UAB	51 59	127	A	Vanderbilt	65 54	
								94	H	Kentucky	62 57	140	A	UTEP	54 45	
								96	A	Ole Miss	56 65	226	H	Troy	73 57	
-----																
LAST 12 Division I GAMES:																
94	H	Kentucky	62 57	140	A	UTEP	54 45	296	A	UTSA	62 47	316	N	Canisius	55 45	
34	N	Southern California	57 72	80	H	UAB	51 59	46	A	Western Ky.	43 57	319	H	Coppin St.	69 39	
125	A	Tulane	44 62	46	A	Western Ky.	43 57	319	H	Coppin St.	69 39	321	H	Tennessee Tech	58 44	
226	H	Troy	73 57	66	A	Georgia Tech	45 48									
4	A	Louisville	26 80													

Non-Div I Games:

Middle Tenn.

Average RPI	Win:	230	WON-LOST	WINNING	LAST 10	STRENGTH OF	OPP. STRENGTH	TEAM	ADJ.	CONF.	ADJ CONF.
Average RPI	Loss:	57	RECORD	PCT. RANK	GAMES	SCHEDULE	OF SCHEDULE	RPI	RPI	RPI	RPI
DIV. I ONLY		12- 5		69	7- 3	219	115	92	92	11	11
DIV. I NON-CONF.		9- 3		61	6- 1	274	124	106	106	10	10
-----											
TOTALS	RPI 1-25		RPI 26-50		W-L RECORDS	RPI 51-100		RPI 101-150		RPI 150+	
12- 5	0- 2		0- 1		OVERALL	0- 1		2- 1		10- 0	
5- 1	0- 1		0- 0		HOME	0- 0		1- 0		4- 0	
6- 3	0- 1		0- 0		AWAY	0- 1		1- 1		5- 0	
1- 1	0- 0		0- 1		NEUTRAL	0- 0		0- 0		1- 0	
9- 3	0- 1		0- 1		NON-CONFERENCE	0- 0		1- 1		8- 0	
3- 1	0- 1		0- 0		HOME	0- 0		0- 0		3- 0	
5- 1	0- 0		0- 0		AWAY	0- 0		1- 1		4- 0	
1- 1	0- 0		0- 1		NEUTRAL	0- 0		0- 0		1- 0	
3- 2	0- 1		0- 0		CONFERENCE	0- 1		1- 0		2- 0	
2- 0	0- 0		0- 0		HOME	0- 0		1- 0		1- 0	
1- 2	0- 1		0- 0		AWAY	0- 1		0- 0		1- 0	
0- 0	0- 0		0- 0		NEUTRAL	0- 0		0- 0		0- 0	

RPI	S	Opponent	Score	RPI	S	Opponent	Score	RPI	S	Opponent	Score	RPI	S	Opponent	Score
12	A	Green Bay	29 52	48	N	Houston	59 74	84	A	Wright St.	51 56	106	H	Cleveland St.	79 72
18	H	Marquette	68 83									115	A	Western Ill.	77 67
												124	A	Drake	73 77
												168	A	Northwestern	66 57
												190	A	Wisconsin	67 64
												235	N	CSUN	58 50
												247	H	Illinois St.	61 59
												261	H	Youngstown St.	62 61
												262	A	Northern Ky.	52 49
												266	H	North Dakota St.	74 38
												280	H	Loyola Chicago	63 41
												294	A	Fort Wayne	60 48
												333	A	Chicago St.	84 59
-----															
Team's RPI: 92															
LAST 12 Division I GAMES:															
262	A	Northern Ky.	52 49	261	H	Youngstown St.	62 61	106	H	Cleveland St.	79 72	12	A	Green Bay	29 52
333	A	Chicago St.	84 59	168	H	Northwestern	66 57	84	A	Wright St.	51 56	247	H	Illinois St.	61 59
18	H	Marquette	68 83	266	H	North Dakota St.	74 38								
190	A	Wisconsin	67 64												
294	A	Fort Wayne	60 48												

Non-Div I Games:

Milwaukee

Average RPI Win:	174	WON-LOST	WINNING	LAST 10	STRENGTH OF	OPP. STRENGTH	TEAM	ADJ.	CONF.	ADJ CONF.
Average RPI Loss:	73	RECORD	PCT. RANK	GAMES	SCHEDULE	OF SCHEDULE	RPI	RPI	RPI	RPI
DIV. I ONLY	14- 5	54	6- 4	98	74	53	53	3	3	
DIV. I NON-CONF.	11- 2	24	4- 2	252	154	60	60	4	4	
-----										
TOTALS	RPI 1-25	RPI 26-50	W-L RECORDS	RPI 51-100	RPI 101-150	RPI 150+				
14- 5	0- 2	1- 0	OVERALL	1- 2	3- 0	9- 1				
8- 1	0- 0	1- 0	HOME	0- 1	1- 0	6- 0				
5- 4	0- 2	0- 0	AWAY	1- 1	1- 0	3- 1				
1- 0	0- 0	0- 0	NEUTRAL	0- 0	1- 0	0- 0				
11- 2	0- 0	0- 0	NON-CONFERENCE	0- 1	3- 0	8- 1				
7- 0	0- 0	0- 0	HOME	0- 0	1- 0	6- 0				
3- 2	0- 0	0- 0	AWAY	0- 1	1- 0	2- 1				
1- 0	0- 0	0- 0	NEUTRAL	0- 0	1- 0	0- 0				
3- 3	0- 2	1- 0	CONFERENCE	1- 1	0- 0	1- 0				
1- 1	0- 0	1- 0	HOME	0- 1	0- 0	0- 0				
2- 2	0- 2	0- 0	AWAY	1- 0	0- 0	1- 0				
0- 0	0- 0	0- 0	NEUTRAL	0- 0	0- 0	0- 0				

RPI	S	Opponent	Score	RPI	S	Opponent	Score	RPI	S	Opponent	Score	RPI	S	Opponent	Score
5	A	Ohio St.	75 91	33	H	Michigan St.	83 77	81	H	Nebraska	74 79	103	N	Wake Forest	93 81
10	A	Rutgers	70 80					82	A	North Carolina	83 88	133	A	UNLV	79 72
								83	A	Penn St.	91 71	135	H	Xavier	74 62
												168	A	Northwestern	90 63
												169	A	Georgetown	73 63
												171	H	Boston College	78 68
												172	H	Lehigh	107 73
												189	A	San Diego	69 72
												193	H	Cal Poly	112 68
												224	H	Eastern Mich.	80 56
												225	H	UC Riverside	101 75
												306	H	VCU	108 63
												325	A	Rhode Island	82 60
-----															
LAST 12 Division I GAMES:															
81	H	Nebraska	74 79	10	A	Rutgers	70 80	83	A	Penn St.	91 71	33	H	Michigan St.	83 77
168	A	Northwestern	90 63	83	A	Penn St.	91 71	5	A	Ohio St.	75 91	224	H	Eastern Mich.	80 56
225	H	UC Riverside	101 75	33	H	Michigan St.	83 77	82	A	North Carolina	83 88				
193	H	Cal Poly	112 68	5	A	Ohio St.	75 91								
189	A	San Diego	69 72	224	H	Eastern Mich.	80 56								
169	A	Georgetown	73 63	82	A	North Carolina	83 88								

Non-Div I Games:

Minnesota

Average RPI	Win:	105	WON-LOST	WINNING	LAST 10	STRENGTH OF	OPP. STRENGTH	TEAM	ADJ.	CONF.	ADJ CONF.
Average RPI	Loss:	0	RECORD	PCT. RANK	GAMES	SCHEDULE	OF SCHEDULE	RPI	RPI	RPI	RPI
DIV. I ONLY		19- 0		1	10- 0	12	29	3	3	2	2
DIV. I NON-CONF.		14- 0		1	7- 0	44	29	4	4	2	2
-----											
TOTALS	RPI 1-25		RPI 26-50		W-L RECORDS	RPI 51-100		RPI 101-150		RPI 150+	
19- 0	5- 0		2- 0		OVERALL	5- 0		3- 0		4- 0	
11- 0	1- 0		1- 0		HOME	5- 0		1- 0		3- 0	
3- 0	1- 0		1- 0		AWAY	0- 0		1- 0		0- 0	
5- 0	3- 0		0- 0		NEUTRAL	0- 0		1- 0		1- 0	
14- 0	4- 0		1- 0		NON-CONFERENCE	2- 0		3- 0		4- 0	
8- 0	1- 0		1- 0		HOME	2- 0		1- 0		3- 0	
1- 0	0- 0		0- 0		AWAY	0- 0		1- 0		0- 0	
5- 0	3- 0		0- 0		NEUTRAL	0- 0		1- 0		1- 0	
5- 0	1- 0		1- 0		CONFERENCE	3- 0		0- 0		0- 0	
3- 0	0- 0		0- 0		HOME	3- 0		0- 0		0- 0	
2- 0	1- 0		1- 0		AWAY	0- 0		0- 0		0- 0	
0- 0	0- 0		0- 0		NEUTRAL	0- 0		0- 0		0- 0	

RPI	S	Opponent	Score	RPI	S	Opponent	Score	RPI	S	Opponent	Score	RPI	S	Opponent	Score
7	H	Oregon	90 79	44	H	Vi rgi ni a	68 53	59	H	Okl ahoma St.	79 76	129	H	Li ttle Rock	86 48
12	N	Green Bay	67 46	49	A	LSU	83 70	61	H	Arkansas	111 69	133	A	UNLV	103 63
20	N	Syracuse	76 65					64	H	Al abama	75 61	142	N	Loui si ana	94 37
21	A	Georgi a	86 62					93	H	Mai ne	83 43	181	N	Col umbi a	90 54
24	N	Ari zona St.	65 57					96	H	Ole Mi ss	76 45	208	H	Southern Mi ss.	91 56
												309	H	Georgi a St.	106 50
												345	H	Mi ssi ssi ppi Val .	112 36
-----															
LAST 12 Di vi si on I GAMES:															
21	A	Georgi a	86 62	64	H	Al abama	75 61								
345	H	Mi ssi ssi ppi Val .	112 36	96	H	Ole Mi ss	76 45								
20	N	Syracuse	76 65	49	A	LSU	83 70								
133	A	UNLV	103 63	61	H	Arkansas	111 69								
93	H	Mai ne	83 43	129	H	Li ttle Rock	86 48								
7	H	Oregon	90 79	59	H	Okl ahoma St.	79 76								

Non-Di v I Games:

Mi ssi ssi ppi St.

Average RPI Win:	0	WON-LOST	WINNING	LAST 10	STRENGTH OF	OPP. STRENGTH	TEAM	ADJ.	CONF.	ADJ CONF.
Average RPI Loss:	189	RECORD	PCT. RANK	GAMES	SCHEDULE	OF SCHEDULE	RPI	RPI	RPI	RPI
DIV. I ONLY	0- 16	345	0- 10	233	267	345	345	32	32	
DIV. I NON-CONF.	0- 12	337	0- 8	92	208	304	304	32	32	
-----										
TOTALS	RPI 1-25	RPI 26-50	W-L RECORDS	RPI 51-100	RPI 101-150	RPI 150+				
0- 16	0- 1	0- 2	OVERALL	0- 2	0- 2	0- 9				
0- 3	0- 0	0- 0	HOME	0- 0	0- 0	0- 3				
0- 8	0- 0	0- 0	AWAY	0- 0	0- 0	0- 0				
0- 5	0- 0	0- 1	NEUTRAL	0- 1	0- 1	0- 2				
0- 12	0- 1	0- 2	NON-CONFERENCE	0- 2	0- 2	0- 5				
0- 1	0- 0	0- 0	HOME	0- 0	0- 0	0- 1				
0- 6	0- 1	0- 1	AWAY	0- 1	0- 1	0- 2				
0- 5	0- 0	0- 1	NEUTRAL	0- 1	0- 1	0- 2				
0- 4	0- 0	0- 0	CONFERENCE	0- 0	0- 0	0- 4				
0- 2	0- 0	0- 0	HOME	0- 0	0- 0	0- 2				
0- 2	0- 0	0- 0	AWAY	0- 0	0- 0	0- 2				
0- 0	0- 0	0- 0	NEUTRAL	0- 0	0- 0	0- 0				

RPI 1-25				RPI 26-50				RPI 51-100				RPI 101+ Team's RPI: 345			
RPI	S	Opponent	Score	RPI	S	Opponent	Score	RPI	S	Opponent	Score	RPI	S	Opponent	Score
3	A	Mi ssi ssi ppi St.	36 112	33	N	Mi chi gan St.	64 83	77	N	Dayton	46 65	113	A	Col orado	48 85
				46	A	Western Ky.	48 87	80	A	UAB	72 87	124	N	Drake	60 96
												208	A	Southern Mi ss.	69 84
												245	H	Ni chol ls St.	57 62
												267	A	Al abama A&M	48 65
												290	N	Massachusetts	46 85
												296	N	UTSA	55 68
												301	H	Al corn	70 76
												305	A	Al abama St.	41 76
												314	A	Murray St.	63 64
												326	H	Ark. -Pi ne Bl uff	59 64
-----															
LAST 12 Di vi si on I GAMES:															
3	A	Mi ssi ssi ppi St.	36 112	301	H	Al corn	70 76								
33	N	Mi chi gan St.	64 83	267	A	Al abama A&M	48 65								
77	N	Dayton	46 65	305	A	Al abama St.	41 76								
314	A	Murray St.	63 64	326	H	Ark. -Pi ne Bl uff	59 64								
245	H	Ni chol ls St.	57 62	290	N	Massachusetts	46 85								
46	A	Western Ky.	48 87	296	N	UTSA	55 68								

Non-Di v I Games:

M  
i  
s  
s  
o  
u  
r  
i

Missouri				Through Games Of Jan. 14, 2018							
Average RPI	Win:	113	WON-LOST	WINNING	LAST 10	STRENGTH OF	OPP. STRENGTH	TEAM	ADJ.	CONF.	ADJ CONF.
Average RPI	Loss:	48	RECORD	PCT. RANK	GAMES	SCHEDULE	OF SCHEDULE	RPI	RPI	RPI	RPI
DIV. I ONLY	15- 2	12	9- 1	49	10	15	15	2	2		
DIV. I NON-CONF.	12- 1	8	8- 0	72	11	15	15	2	2		
-----											
TOTALS	RPI 1-25		RPI 26-50		W-L RECORDS	RPI 51-100		RPI 101-150		RPI 150+	
15- 2	2- 0		1- 2		OVERALL	4- 0		5- 0		3- 0	
7- 1	1- 0		0- 1		HOME	2- 0		2- 0		2- 0	
4- 0	1- 0		0- 0		AWAY	1- 0		2- 0		0- 0	
4- 1	0- 0		1- 1		NEUTRAL	1- 0		1- 0		1- 0	
12- 1	1- 0		1- 1		NON-CONFERENCE	3- 0		4- 0		3- 0	
6- 0	0- 0		0- 0		HOME	2- 0		2- 0		2- 0	
2- 0	1- 0		0- 0		AWAY	0- 0		1- 0		0- 0	
4- 1	0- 0		1- 1		NEUTRAL	1- 0		1- 0		1- 0	
3- 1	1- 0		0- 1		CONFERENCE	1- 0		1- 0		0- 0	
1- 1	1- 0		0- 1		HOME	0- 0		0- 0		0- 0	
2- 0	0- 0		0- 0		AWAY	1- 0		1- 0		0- 0	
0- 0	0- 0		0- 0		NEUTRAL	0- 0		0- 0		0- 0	
-----											
RPI 1-25		Team's RPI: 15		RPI 26-50			RPI 51-100			RPI 101+	
RPI	S	Opponent	Score	RPI	S	Opponent	Score	RPI	S	Opponent	Score
14	H	South Carolina	83 74	43	N	Qui nni pi ac	66 51	57	H	Kansas St.	73 59
23	A	Cal i forn i a	55 52	46	N	Western Ky.	76 79	64	A	Al abama	62 56
				49	H	LSU	65 69	75	N	Indi ana	75 55
								84	H	Wri ght St.	82 80

M  
i  
s  
s  
o  
u  
r  
i

Non-Di v I Games:

Missouri

Average RPI Win:	225	WON-LOST	WINNING	LAST 10	STRENGTH OF	OPP. STRENGTH	TEAM	ADJ.	CONF.	ADJ CONF.
Average RPI Loss:	92	RECORD	PCT. RANK	GAMES	SCHEDULE	OF SCHEDULE	RPI	RPI	RPI	RPI
DIV. I ONLY	8- 8	165	8- 2	95	154	116	116	23	23	
DIV. I NON-CONF.	3- 7	253	3- 3	15	97	162	162	20	20	
-----										
TOTALS	RPI 1-25	RPI 26-50	W-L RECORDS	RPI 51-100	RPI 101-150	RPI 150+				
8- 8	0- 2	0- 1	OVERALL	0- 1	0- 2	8- 2				
4- 2	0- 1	0- 0	HOME	0- 0	0- 1	4- 0				
4- 4	0- 0	0- 1	AWAY	0- 1	0- 1	4- 1				
0- 2	0- 1	0- 0	NEUTRAL	0- 0	0- 0	0- 1				
3- 7	0- 2	0- 1	NON-CONFERENCE	0- 1	0- 1	3- 2				
3- 1	0- 1	0- 0	HOME	0- 0	0- 0	3- 0				
0- 4	0- 0	0- 1	AWAY	0- 1	0- 1	0- 1				
0- 2	0- 1	0- 0	NEUTRAL	0- 0	0- 0	0- 1				
5- 1	0- 0	0- 0	CONFERENCE	0- 0	0- 1	5- 0				
1- 1	0- 0	0- 0	HOME	0- 0	0- 1	1- 0				
4- 0	0- 0	0- 0	AWAY	0- 0	0- 0	4- 0				
0- 0	0- 0	0- 0	NEUTRAL	0- 0	0- 0	0- 0				

RPI 1-25				RPI 26-50				RPI 51-100				RPI 101+ Team's RPI: 116			
RPI	S	Opponent	Score	RPI	S	Opponent	Score	RPI	S	Opponent	Score	RPI	S	Opponent	Score
15	H	Missouri	59 69	40	A	Bal l St.	58 70	64	A	Al abama	61 65	124	H	Drake	68 80
17	N	Bayl or	58 100									129	A	Li ttle Rock	51 63
												162	N	Penn	60 65
												168	H	Northwestern	90 59
												175	A	Bradley	71 65
												185	A	Wi chi ta St.	58 72
												185	H	Wi chi ta St.	94 71
												188	H	UNI	62 52
												192	H	Oral Roberts	76 66
												247	A	Ill i noi s St.	56 50
												299	A	Ind i ana St.	77 63
												347	A	Evansvi lle	95 65
LAST 12 Division I GAMES:															
347	A	Evansville	95 65	175	A	Bradley	71 65								
299	A	Indiana St.	77 63	247	A	Ill i noi s St.	56 50								
64	A	Al abama	61 65	188	H	UNI	62 52								
168	H	Northwestern	90 59	124	H	Drake	68 80								
192	H	Oral Roberts	76 66	129	A	Li ttle Rock	51 63								
185	H	Wi chi ta St.	94 71	185	A	Wi chi ta St.	58 72								

Non-Div I Games: Central Mo. 62 36

Missouri St.

Average RPI Win: 276		WON-LOST	WINNING	LAST 10	STRENGTH OF	OPP. STRENGTH	TEAM	ADJ.	CONF.	ADJ CONF.
Average RPI Loss: 145		RECORD	PCT. RANK	GAMES	SCHEDULE	OF SCHEDULE	RPI	RPI	RPI	RPI
DIV. I ONLY		4- 11	282	3- 7	178	255	260	260	25	25
DIV. I NON-CONF.		2- 9	295	1- 7	49	237	241	241	25	25
-----										
TOTALS		RPI 1-25		RPI 26-50	W-L RECORDS		RPI 51-100	RPI 101-150	RPI 150+	
4- 11	0- 0			0- 1	OVERALL		0- 2	0- 4	4- 4	
2- 4	0- 0			0- 1	HOME		0- 1	0- 1	2- 1	
1- 7	0- 0			0- 0	AWAY		0- 1	0- 3	1- 3	
1- 0	0- 0			0- 0	NEUTRAL		0- 0	0- 0	1- 0	
2- 9	0- 0			0- 1	NON-CONFERENCE		0- 2	0- 4	2- 2	
1- 4	0- 0			0- 1	HOME		0- 1	0- 1	1- 1	
0- 5	0- 0			0- 0	AWAY		0- 1	0- 3	0- 1	
1- 0	0- 0			0- 0	NEUTRAL		0- 0	0- 0	1- 0	
2- 2	0- 0			0- 0	CONFERENCE		0- 0	0- 0	2- 2	
1- 0	0- 0			0- 0	HOME		0- 0	0- 0	1- 0	
1- 2	0- 0			0- 0	AWAY		0- 0	0- 0	1- 2	
0- 0	0- 0			0- 0	NEUTRAL		0- 0	0- 0	0- 0	

RPI	S	Opponent	Score	RPI	S	Opponent	Score	RPI	S	Opponent	Score	RPI	S	Opponent	Score
				50	H	Albany (NY)	44 68					102	H	George Washington	45 59
								54	H	Virginia Tech	34 84	111	A	Jacksonville	65 74
								89	A	Navy	49 73	126	A	Clemson	54 57
												144	A	Robert Morris	38 56
												172	H	Lehigh	57 75
												184	A	Marist	46 69
												205	N	North Florida	67 57
												240	H	Sacred Heart	69 64
												272	A	Fairfield	55 61
												292	A	Fairleigh Dickinson	61 78
												327	H	Saint Peter's	51 44
												332	A	Iona	62 56
-----															
Team's RPI: 260															
LAST 12 Division I GAMES:															
				102	H	George Washington	45 59	332	A	Iona	62 56				
				54	H	Virginia Tech	34 84	327	H	Saint Peter's	51 44				
				292	A	Fairleigh Dickinson	61 78	272	A	Fairfield	55 61				
				144	A	Robert Morris	38 56	184	A	Marist	46 69				
				89	A	Navy	49 73	111	A	Jacksonville	65 74				
				205	N	North Florida	67 57	126	A	Clemson	54 57				

Non-Div I Games:

Monmouth



Average RPI	Win: 254	WON-LOST RECORD	WINNING PCT. RANK	LAST 10 GAMES	STRENGTH OF SCHEDULE	OPP. STRENGTH OF SCHEDULE	TEAM RPI	ADJ. RPI	CONF. RPI	ADJ CONF. RPI
Average RPI	Loss: 123									
DIV. I ONLY	8- 8	165	6- 3	265	179	239	239	19	19	
DIV. I NON-CONF.	3- 7	253	3- 2	210	223	289	289	15	15	
-----										
TOTALS	RPI 1-25	RPI 26-50	W-L RECORDS	RPI 51-100	RPI 101-150	RPI 150+				
8- 8	0- 1	0- 1	OVERALL	0- 3	1- 0	7- 3				
7- 3	0- 0	0- 0	HOME	0- 2	1- 0	6- 1				
1- 3	0- 0	0- 1	AWAY	0- 1	0- 0	1- 1				
0- 2	0- 1	0- 0	NEUTRAL	0- 0	0- 0	0- 1				
3- 7	0- 1	0- 0	NON-CONFERENCE	0- 3	0- 0	3- 3				
3- 3	0- 0	0- 0	HOME	0- 2	0- 0	3- 1				
0- 2	0- 0	0- 0	AWAY	0- 1	0- 0	0- 1				
0- 2	0- 1	0- 0	NEUTRAL	0- 0	0- 0	0- 1				
5- 1	0- 0	0- 1	CONFERENCE	0- 0	1- 0	4- 0				
4- 0	0- 0	0- 0	HOME	0- 0	1- 0	3- 0				
1- 1	0- 0	0- 1	AWAY	0- 0	0- 0	1- 0				
0- 0	0- 0	0- 0	NEUTRAL	0- 0	0- 0	0- 0				

RPI 1-25				RPI 26-50				RPI 51-100				RPI 101+ Team's RPI: 239			
RPI	S	Opponent	Score	RPI	S	Opponent	Score	RPI	S	Opponent	Score	RPI	S	Opponent	Score
18	N	Marquette	68 87	38	A	Northern Colo.	50 68	58	A	Wyoming	62 67	150	H	Portland St.	69 53
								65	H	Gonzaga	55 70	178	H	SFA	60 52
								94	H	Kentucky	54 71	186	A	North Dakota	54 43
												196	A	Fresno St.	58 61
												219	H	Seattle U	64 78
												263	H	Sacramento St.	68 59
												295	H	Southern Utah	81 71
												299	N	Indiana St.	45 57
												307	H	Cal St. Fullerton	68 47
												324	H	Northern Ariz.	70 62
												330	H	Long Beach St.	67 60
-----															
LAST 12 Division I GAMES:															
295	H	Southern Utah	81 71	150	H	Portland St.	69 53	263	H	Sacramento St.	68 59	38	A	Northern Colo.	50 68
324	H	Northern Ariz.	70 62	263	H	Sacramento St.	68 59	186	A	North Dakota	54 43	307	H	Cal St. Fullerton	68 47
219	H	Seattle U	64 78	38	A	Northern Colo.	50 68	186	A	North Dakota	54 43	307	H	Cal St. Fullerton	68 47
196	A	Fresno St.	58 61	186	A	North Dakota	54 43	307	H	Cal St. Fullerton	68 47	18	N	Marquette	68 87
178	H	SFA	60 52	307	H	Cal St. Fullerton	68 47	18	N	Marquette	68 87				
330	H	Long Beach St.	67 60	18	N	Marquette	68 87								

Non-Div I Games: Rocky Mountain 54 38

Montana

Average RPI Loss: 145

DIV. I ONLY	7- 8	197	4- 6	273	194	227	227	19	19
DIV. I NON-CONF.	4- 5	202	3- 3	185	259	178	178	15	15
TOTALS	RPI 1-25	RPI 26-50	W-L RECORDS	RPI 51-100	RPI 101-150	RPI 150+			
7- 8	0- 0	0- 2	OVERALL	1- 0	0- 2	6- 4			
5- 1	0- 0	0- 0	HOME	1- 0	0- 1	4- 0			
1- 6	0- 0	0- 2	AWAY	0- 0	0- 1	1- 3			
1- 1	0- 0	0- 0	NEUTRAL	0- 0	0- 0	1- 1			
4- 5	0- 0	0- 1	NON-CONFERENCE	1- 0	0- 1	3- 3			
2- 0	0- 0	0- 0	HOME	1- 0	0- 0	1- 0			
1- 4	0- 0	0- 1	AWAY	0- 0	0- 1	1- 2			
1- 1	0- 0	0- 0	NEUTRAL	0- 0	0- 0	1- 1			
3- 3	0- 0	0- 1	CONFERENCE	0- 0	0- 1	3- 1			
3- 1	0- 0	0- 0	HOME	0- 0	0- 1	3- 0			
0- 2	0- 0	0- 1	AWAY	0- 0	0- 0	0- 1			
0- 0	0- 0	0- 0	NEUTRAL	0- 0	0- 0	0- 0			

RPI 1-25				RPI 26-50				RPI 51-100				RPI 101+				Team's RPI: 227	
RPI	S	Opponent	Score	RPI	S	Opponent	Score	RPI	S	Opponent	Score	RPI	S	Opponent	Score		
				34	A	Southern Cal i forni a	47 98	58	H	Wyomi ng	50 46	130	A	BYU	54 75		
				38	A	Northern Colo.	69 82					150	H	Portland St.	60 69		
												178	H	SFA	59 54		
												182	N	Nevada	53 67		
												186	A	North Dakota	70 79		
												217	A	Hawai i	75 81		
												221	A	Omaha	53 64		
												263	H	Sacramento St.	85 50		
												295	H	Southern Utah	91 71		
												298	N	Utah St.	64 52		
												324	H	Northern Ari z.	81 39		
												330	A	Long Beach St.	62 51		
LAST 12 Division I GAMES:																	
				324	H	Northern Ari z.	81 39	263	H	Sacramento St.	85 50						
				295	H	Southern Utah	91 71	150	H	Portland St.	60 69						
				130	A	BYU	54 75	186	A	North Dakota	70 79						
				178	H	SFA	59 54	38	A	Northern Colo.	69 82						
				217	A	Hawai i	75 81	298	N	Utah St.	64 52						
				182	N	Nevada	53 67	58	H	Wyomi ng	50 46						

Montana St.

Average RPI Win:	279	WON-LOST	WINNING	LAST 10	STRENGTH OF	OPP. STRENGTH	TEAM	ADJ.	CONF.	ADJ CONF.
Average RPI Loss:	132	RECORD	PCT. RANK	GAMES	SCHEDULE	OF SCHEDULE	RPI	RPI	RPI	RPI
DIV. I ONLY	11- 6	90	7- 3	338	186	213	213	26	26	
DIV. I NON-CONF.	7- 4	102	5- 1	338	221	220	220	27	27	
-----										
TOTALS	RPI 1-25	RPI 26-50	W-L RECORDS	RPI 51-100	RPI 101-150	RPI 150+				
11- 6	0- 0	0- 1	OVERALL	0- 1	0- 1	11- 3				
3- 3	0- 0	0- 0	HOME	0- 0	0- 1	3- 2				
8- 3	0- 0	0- 0	AWAY	0- 0	0- 0	8- 0				
0- 0	0- 0	0- 0	NEUTRAL	0- 0	0- 0	0- 0				
7- 4	0- 0	0- 1	NON-CONFERENCE	0- 1	0- 1	7- 1				
2- 2	0- 0	0- 0	HOME	0- 0	0- 1	2- 1				
5- 2	0- 0	0- 1	AWAY	0- 1	0- 0	5- 0				
0- 0	0- 0	0- 0	NEUTRAL	0- 0	0- 0	0- 0				
4- 2	0- 0	0- 0	CONFERENCE	0- 0	0- 0	4- 2				
1- 1	0- 0	0- 0	HOME	0- 0	0- 0	1- 1				
3- 1	0- 0	0- 0	AWAY	0- 0	0- 0	3- 1				
0- 0	0- 0	0- 0	NEUTRAL	0- 0	0- 0	0- 0				

RPI 1-25				RPI 26-50				RPI 51-100				RPI 101+ Team's RPI: 213			
RPI	S	Opponent	Score	RPI	S	Opponent	Score	RPI	S	Opponent	Score	RPI	S	Opponent	Score
				32	A	West Virginia	56 66	94	A	Kentucky	53 86	145	H	Gardner-Webb	60 68
												154	A	Jacksonville St.	64 70
												164	H	SIUE	51 66
												165	H	Southern Ill.	85 81
												202	A	Southeast Mo. St.	59 56
												205	H	North Florida	56 61
												251	A	UT Martin	81 76
												263	H	Sacramento St.	75 71
												264	A	Lipscomb	75 55
												275	A	St. Francis Brooklyn	73 59
												316	A	Canisius	76 52
												321	A	Tennessee Tech	74 67
												333	A	Chicago St.	79 40
												335	H	Eastern Ill.	89 81
												347	A	Evansville	82 75
LAST 12 Division I GAMES:															
154	A	Jacksonville St.	64 70	251	A	UT Martin	81 76								
321	A	Tennessee Tech	74 67	202	A	Southeast Mo. St.	59 56								
32	A	West Virginia	56 66	164	H	SIUE	51 66								
275	A	St. Francis Brooklyn	73 59	335	H	Eastern Ill.	89 81								
316	A	Canisius	76 52	264	A	Lipscomb	75 55								
347	A	Evansville	82 75	165	H	Southern Ill.	85 81								

Non-Div I Games: Brescia 120 41 Ky. Christian 115 39

Morehead St.

Average RPI Win:	311	WON-LOST	WINNING	LAST 10	STRENGTH OF	OPP. STRENGTH	TEAM	ADJ.	CONF.	ADJ CONF.
Average RPI Loss:	129	RECORD	PCT. RANK	GAMES	SCHEDULE	OF SCHEDULE	RPI	RPI	RPI	RPI
DIV. I ONLY	8- 7	148	6- 4	328	281	231	231	31	31	
DIV. I NON-CONF.	5- 6	187	5- 3	245	256	195	195	31	31	
-----										
TOTALS	RPI 1-25	RPI 26-50	W-L RECORDS	RPI 51-100	RPI 101-150	RPI 150+				
8- 7	0- 2	0- 1	OVERALL	0- 1	0- 0	8- 3				
6- 0	0- 0	0- 0	HOME	0- 0	0- 0	6- 0				
2- 6	0- 0	0- 0	AWAY	0- 0	0- 0	2- 0				
0- 1	0- 1	0- 0	NEUTRAL	0- 0	0- 0	0- 0				
5- 6	0- 2	0- 1	NON-CONFERENCE	0- 1	0- 0	5- 2				
3- 0	0- 0	0- 0	HOME	0- 0	0- 0	3- 0				
2- 5	0- 1	0- 1	AWAY	0- 1	0- 0	2- 2				
0- 1	0- 1	0- 0	NEUTRAL	0- 0	0- 0	0- 0				
3- 1	0- 0	0- 0	CONFERENCE	0- 0	0- 0	3- 1				
3- 0	0- 0	0- 0	HOME	0- 0	0- 0	3- 0				
0- 1	0- 0	0- 0	AWAY	0- 0	0- 0	0- 1				
0- 0	0- 0	0- 0	NEUTRAL	0- 0	0- 0	0- 0				

RPI 1-25				RPI 26-50				RPI 51-100				RPI 101+ Team's RPI: 231			
RPI	S	Opponent	Score	RPI	S	Opponent	Score	RPI	S	Opponent	Score	RPI	S	Opponent	Score
20	A	Syracuse	68 95	32	A	West Virginia	41 84	77	A	Dayton	52 88	174	A	Colorado St.	44 60
25	N	Iowa	46 90									253	H	Mt. St. Mary's	75 67
												255	A	N. C. A&T	60 67
												281	H	UMES	63 50
												288	H	FIU	62 51
												293	A	Central Conn. St.	61 41
												318	A	Marshall	68 73
												336	H	Florida A&M	61 56
												342	H	Savannah St.	73 67
												346	H	NJIT	55 43
												349	A	UMass Lowell	65 59
LAST 12 Division I GAMES:															
349	A	UMass Lowell	65 59	255	A	N. C. A&T	60 67								
174	A	Colorado St.	44 60	342	H	Savannah St.	73 67								
32	A	West Virginia	41 84	336	H	Florida A&M	61 56								
318	A	Marshall	68 73	281	H	UMES	63 50								
288	H	FIU	62 51	293	A	Central Conn. St.	61 41								
346	H	NJIT	55 43	253	H	Mt. St. Mary's	75 67								

Non-Div I Games: Cheyney 123 53 Lincoln (PA) 60 41

Morgan St.

Loss, Non-Conf, S Site, H Home A Away N Neutral

Average RPI Win: 283  
Average RPI Loss: 183

WON-LOST  
RECORD

WINNING  
PCT. RANK

LAST 10  
GAMES

STRENGTH OF  
SCHEDULE

OPP. STRENGTH  
OF SCHEDULE

TEAM  
RPI

ADJ.  
RPI

CONF.  
RPI

ADJ CONF.  
RPI

DIV. I ONLY	6- 10	236	6- 4	310	228	253	253	28	28
DIV. I NON-CONF.	3- 8	267	3- 4	246	160	260	260	28	28
<hr/>									
TOTALS	RPI 1-25	RPI 26-50	W-L RECORDS	RPI 51-100	RPI 101-150	RPI 150+			
6- 10	0- 1	0- 1	OVERALL	0- 0	0- 2	6- 6			
3- 2	0- 0	0- 0	HOME	0- 0	0- 1	3- 1			
3- 8	0- 0	0- 0	AWAY	0- 0	0- 0	3- 0			
0- 0	0- 0	0- 0	NEUTRAL	0- 0	0- 0	0- 0			
3- 8	0- 1	0- 1	NON-CONFERENCE	0- 0	0- 2	3- 4			
2- 1	0- 0	0- 0	HOME	0- 0	0- 1	2- 0			
1- 7	0- 1	0- 1	AWAY	0- 0	0- 1	1- 4			
0- 0	0- 0	0- 0	NEUTRAL	0- 0	0- 0	0- 0			
3- 2	0- 0	0- 0	CONFERENCE	0- 0	0- 0	3- 2			
1- 1	0- 0	0- 0	HOME	0- 0	0- 0	1- 1			
2- 1	0- 0	0- 0	AWAY	0- 0	0- 0	2- 1			
0- 0	0- 0	0- 0	NEUTRAL	0- 0	0- 0	0- 0			

RPI 1-25				RPI 26-50				RPI 51-100				RPI 101+ Team's RPI: 253			
RPI	S	Opponent	Score	RPI	S	Opponent	Score	RPI	S	Opponent	Score	RPI	S	Opponent	Score
2	A	Notre Dame	65 121	37	A	Maryland	57 97					135	A	Xavier	45 66
												145	H	Gardner-Webb	67 75
												172	A	Lehigh	71 75
												231	A	Morgan St.	67 75
												240	H	Sacred Heart	52 82
												257	H	Loyola Maryland	71 63
												272	A	Fairfield	65 76
												275	A	St. Francis Brooklyn	73 82
												276	H	Rider	82 78
												281	A	UMES	66 63
												292	H	Fairleigh Dickinson	55 52
												293	A	Central Conn. St.	68 56
												300	A	Bryant	68 63
												319	A	Coppin St.	54 68
<hr/>															
LAST 12 Division I GAMES:															
293	A	Central Conn. St.	68 56	275	A	St. Francis Brooklyn	73 82								
281	A	UMES	66 63	292	H	Fairleigh Dickinson	55 52								
145	H	Gardner-Webb	67 75	240	H	Sacred Heart	52 82								
276	H	Rider	82 78	300	A	Bryant	68 63								
37	A	Maryland	57 97	172	A	Lehigh	71 75								
257	H	Loyola Maryland	71 63	231	A	Morgan St.	67 75								

Non-Div I Games:

Mt. St. Mary's

Average RPI Win: 301  
Average RPI Loss: 176

WON-LOST  
RECORD

WINNING  
PCT. RANK

LAST 10  
GAMES

STRENGTH OF  
SCHEDULE

OPP. STRENGTH  
OF SCHEDULE

TEAM  
RPI

ADJ.  
RPI

CONF.  
RPI

ADJ CONF.  
RPI

DIV. I ONLY	5- 11	269	4- 5	332	183	314	314	26	26
DIV. I NON-CONF.	3- 7	253	2- 3	311	217	299	299	27	27
TOTALS	RPI 1-25	RPI 26-50	W-L RECORDS	RPI 51-100	RPI 101-150	RPI 150+			
5- 11	0- 1	0- 0	OVERALL	0- 2	0- 1	5- 7			
3- 5	0- 0	0- 0	HOME	0- 1	0- 1	3- 3			
2- 6	0- 1	0- 0	AWAY	0- 1	0- 0	2- 4			
0- 0	0- 0	0- 0	NEUTRAL	0- 0	0- 0	0- 0			
3- 7	0- 1	0- 0	NON-CONFERENCE	0- 2	0- 1	3- 3			
2- 2	0- 0	0- 0	HOME	0- 1	0- 1	2- 0			
1- 5	0- 1	0- 0	AWAY	0- 1	0- 0	1- 3			
0- 0	0- 0	0- 0	NEUTRAL	0- 0	0- 0	0- 0			
2- 4	0- 0	0- 0	CONFERENCE	0- 0	0- 0	2- 4			
1- 3	0- 0	0- 0	HOME	0- 0	0- 0	1- 3			
1- 1	0- 0	0- 0	AWAY	0- 0	0- 0	1- 1			
0- 0	0- 0	0- 0	NEUTRAL	0- 0	0- 0	0- 0			

RPI 1-25				RPI 26-50				RPI 51-100				RPI 101+				Team's RPI: 314
RPI	S	Opponent	Score	RPI	S	Opponent	Score	RPI	S	Opponent	Score	RPI	S	Opponent	Score	
4	A	Louisville	51 115					64	A	Alabama	47 68	143	H	ETSU	68 96	
								78	H	Butler	59 88	154	A	Jacksonville St.	65 97	
												164	H	SIUE	70 75	
												202	H	Southeast Mo. St.	74 85	
												241	A	UNCG	63 52	
												251	H	UT Martin	80 97	
												262	H	Northern Ky.	98 87	
												264	A	Lipscomb	64 65	
												267	A	Alabama A&M	54 71	
												321	A	Tennessee Tech	72 63	
												335	H	Eastern Ill.	72 61	
												345	H	Mississippi Val.	64 63	
												347	A	Evansville	81 89	
LAST 12 Division I GAMES:																
164	H	SIUE	70 75	321	A	Tennessee Tech	72 63									
335	H	Eastern Ill.	72 61	154	A	Jacksonville St.	65 97									
64	A	Alabama	47 68	251	H	UT Martin	80 97									
345	H	Mississippi Val.	64 63	202	H	Southeast Mo. St.	74 85									
241	A	UNCG	63 52	143	H	ETSU	68 96									
267	A	Alabama A&M	54 71	4	A	Louisville	51 115									

Non-Div I Games: Bethel (TN) 81 76

Murray St.

Loss, Non-Conf, S Site, H Home A Away N Neutral

Average RPI Win:	297	WON-LOST	WINNING	LAST 10	STRENGTH OF	OPP. STRENGTH	TEAM	ADJ.	CONF.	ADJ CONF.
Average RPI Loss:	103	RECORD	PCT. RANK	GAMES	SCHEDULE	OF SCHEDULE	RPI	RPI	RPI	RPI

DIV. I ONLY	5- 7	220	3- 4	263	181	255	255	31	31
DIV. I NON-CONF.	3- 7	253	2- 5	239	142	290	290	31	31
TOTALS	RPI 1-25	RPI 26-50	W-L RECORDS	RPI 51-100	RPI 101-150	RPI 150+			
5- 7	0- 1	0- 0	OVERALL	0- 3	0- 2	5- 1			
4- 2	0- 1	0- 0	HOME	0- 1	0- 0	4- 0			
1- 3	0- 0	0- 0	AWAY	0- 1	0- 1	1- 1			
0- 2	0- 0	0- 0	NEUTRAL	0- 1	0- 1	0- 0			
3- 7	0- 1	0- 0	NON-CONFERENCE	0- 3	0- 2	3- 1			
3- 2	0- 1	0- 0	HOME	0- 1	0- 0	3- 0			
0- 3	0- 0	0- 0	AWAY	0- 1	0- 1	0- 1			
0- 2	0- 0	0- 0	NEUTRAL	0- 1	0- 1	0- 0			
2- 0	0- 0	0- 0	CONFERENCE	0- 0	0- 0	2- 0			
1- 0	0- 0	0- 0	HOME	0- 0	0- 0	1- 0			
1- 0	0- 0	0- 0	AWAY	0- 0	0- 0	1- 0			
0- 0	0- 0	0- 0	NEUTRAL	0- 0	0- 0	0- 0			

RPI S Opponent Score	RPI S Opponent Score	RPI S Opponent Score	RPI S Opponent Score
21 H Georgia 63 73		69 N Duquesne 60 73	101 N Harvard 60 64
		85 A Ohio 65 72	109 A Auburn 53 63
		86 H El on 59 90	231 H Morgan St. 67 60
			251 A UT Martin 63 76
			282 H Appal achi an St. 81 56
			312 A Delaware St. 66 48
			328 H Western Caro. 68 59
			331 H Ga. Southern 60 49
Team's RPI: 255			
LAST 12 Division I GAMES:			
21 H Georgia 63 73	231 H Morgan St. 67 60		
251 A UT Martin 63 76	312 A Delaware St. 66 48		
101 N Harvard 60 64	85 A Ohio 65 72		
69 N Duquesne 60 73	328 H Western Caro. 68 59		
282 H Appal achi an St. 81 56	86 H El on 59 90		
109 A Auburn 53 63	331 H Ga. Southern 60 49		

Non-Div I Games: Saint Augustine's 94 42 St. Andrews 90 40

Average RPI Win:	326	WON-LOST	WINNING	LAST 10	STRENGTH OF	OPP. STRENGTH	TEAM	ADJ.	CONF.	ADJ CONF.
Average RPI Loss:	218	RECORD	PCT. RANK	GAMES	SCHEDULE	OF SCHEDULE	RPI	RPI	RPI	RPI

DIV. I ONLY	3- 12	299	2- 8	322	337	338	338	31	31
DIV. I NON-CONF.	1- 11	331	0- 8	301	338	347	347	31	31
-----									
TOTALS	RPI 1-25	RPI 26-50	W-L RECORDS	RPI 51-100	RPI 101-150	RPI 150+			
3- 12	0- 0	0- 0	OVERALL	0- 2	0- 0	3- 10			
2- 3	0- 0	0- 0	HOME	0- 1	0- 0	2- 2			
1- 9	0- 0	0- 0	AWAY	0- 1	0- 0	1- 8			
0- 0	0- 0	0- 0	NEUTRAL	0- 0	0- 0	0- 0			
1- 11	0- 0	0- 0	NON-CONFERENCE	0- 2	0- 0	1- 9			
1- 2	0- 0	0- 0	HOME	0- 1	0- 0	1- 1			
0- 9	0- 0	0- 0	AWAY	0- 1	0- 0	0- 8			
0- 0	0- 0	0- 0	NEUTRAL	0- 0	0- 0	0- 0			
2- 1	0- 0	0- 0	CONFERENCE	0- 0	0- 0	2- 1			
1- 1	0- 0	0- 0	HOME	0- 0	0- 0	1- 1			
1- 0	0- 0	0- 0	AWAY	0- 0	0- 0	1- 0			
0- 0	0- 0	0- 0	NEUTRAL	0- 0	0- 0	0- 0			

RPI 1-25				RPI 26-50				RPI 51-100				RPI 101+ Team's RPI: 338					
RPI	S	Opponent	Score	RPI	S	Opponent	Score	RPI	S	Opponent	Score	RPI	S	Opponent	Score		
								73	H	Oregon St.	44	97	160	A	Iowa St.	58	99
								86	A	Elon	50	78	174	A	Colorado St.	48	85
													197	H	Norfolk St.	60	75
													248	A	East Carolina	61	73
													268	A	UNCW	63	89
													269	A	Presbyter ian	60	69
													270	H	Campbel l	51	58
													274	A	Wofford	56	77
													285	A	Coastal Caro.	65	68
													311	A	USC Upstate	61	66
													312	A	Del aware St.	74	67
													319	H	Coppin St.	60	52
													348	H	Longwood	87	75
LAST 12 Division I GAMES:																	
				270	H	Campbel l	51	58	319	H	Coppin St.	60	52				
				86	A	Elon	50	78	197	H	Norfolk St.	60	75				
				269	A	Presbyter ian	60	69	312	A	Del aware St.	74	67				
				248	A	East Carolina	61	73	311	A	USC Upstate	61	66				
				160	A	Iowa St.	58	99	268	A	UNCW	63	89				
				285	A	Coastal Caro.	65	68	174	A	Colorado St.	48	85				

Non-Div I Games: Johnson & Wales (NC) 8 51

N. C. Central



N  
C  
S  
t  
a  
t  
e

NC State				Through Games Of Jan. 14, 2018							
Average RPI	Win:	128	WON-LOST	WINNING	LAST 10	STRENGTH OF	OPP. STRENGTH	TEAM	ADJ.	CONF.	ADJ CONF.
Average RPI	Loss:	23	RECORD	PCT. RANK	GAMES	SCHEDULE	OF SCHEDULE	RPI	RPI	RPI	RPI
DIV. I ONLY			14- 5	54	7- 3	20	25	27	27	1	1
DIV. I NON-CONF.			11- 2	24	5- 1	89	57	27	27	1	1
-----											
TOTALS		RPI 1-25	RPI 26-50		W-L RECORDS		RPI 51-100	RPI 101-150	RPI 150+		
14- 5	1- 3		0- 2		OVERALL		4- 0	6- 0	3- 0		
10- 2	1- 1		0- 1		HOME		2- 0	5- 0	2- 0		
3- 2	0- 2		0- 0		AWAY		1- 0	1- 0	1- 0		
1- 1	0- 0		0- 1		NEUTRAL		1- 0	0- 0	0- 0		
11- 2	0- 1		0- 1		NON-CONFERENCE		2- 0	6- 0	3- 0		
8- 0	0- 0		0- 0		HOME		1- 0	5- 0	2- 0		
2- 1	0- 1		0- 0		AWAY		0- 0	1- 0	1- 0		
1- 1	0- 0		0- 1		NEUTRAL		1- 0	0- 0	0- 0		
3- 3	1- 2		0- 1		CONFERENCE		2- 0	0- 0	0- 0		
2- 2	1- 1		0- 1		HOME		1- 0	0- 0	0- 0		
1- 1	0- 1		0- 0		AWAY		1- 0	0- 0	0- 0		
0- 0	0- 0		0- 0		NEUTRAL		0- 0	0- 0	0- 0		
-----											
RPI 1-25				RPI 26-50		Team's RPI: 27		RPI 51-100		RPI 101+	
RPI	S	Opponent	Score	RPI	S	Opponent	Score	RPI	S	Opponent	Score
4	H	Louisville	47 55	39	N	South Dakota St.	67 75	54	A	Virginia Tech	68 51
10	A	Rutgers	53 57	44	H	Virginia	63 73	64	N	Alabama	68 49
19	A	Duke	56 69					66	H	Georgia Tech	56 43
20	H	Syracuse	60 56					86	H	Elon	70 57
-----											
LAST 12 Division I GAMES:											
4	H	Louisville	47 55	20	H	Syracuse	60 56	105	H	South Ala.	71 50
54	A	Virginia Tech	68 51	66	H	Georgia Tech	56 43	111	H	Jacksonville	64 44
127	A	Vanderbilt	83 72	19	A	Duke	56 69	125	H	Tulane	79 55
86	H	Elon	70 57	44	H	Virginia	63 73	127	A	Vanderbilt	83 72
143	H	ETSU	70 58	125	H	Tulane	79 55	136	H	Davidson	73 49
169	H	Georgetown	63 49	10	A	Rutgers	53 57	143	H	ETSU	70 58
								169	H	Georgetown	63 49
								265	H	UNC Asheville	87 55
								317	A	Old Dominion	73 56

N  
C  
S  
t  
a  
t  
e

Non-Div I Games:

NC State

Average RPI Win:	330	WON-LOST	WINNING	LAST 10	STRENGTH OF	OPP. STRENGTH	TEAM	ADJ.	CONF.	ADJ CONF.
Average RPI Loss:	204	RECORD	PCT. RANK	GAMES	SCHEDULE	OF SCHEDULE	RPI	RPI	RPI	RPI
DIV. I ONLY	1- 15	341	1- 8	284	321	346	346	21	21	
DIV. I NON-CONF.	1- 13	336	1- 8	288	336	346	346	22	22	
-----										
TOTALS	RPI 1-25	RPI 26-50	W-L RECORDS	RPI 51-100	RPI 101-150	RPI 150+				
1- 15	0- 0	0- 2	OVERALL	0- 1	0- 1	1- 11				
1- 7	0- 0	0- 0	HOME	0- 0	0- 0	1- 7				
0- 8	0- 0	0- 2	AWAY	0- 1	0- 1	0- 4				
0- 0	0- 0	0- 0	NEUTRAL	0- 0	0- 0	0- 0				
1- 13	0- 0	0- 1	NON-CONFERENCE	0- 1	0- 1	1- 10				
1- 6	0- 0	0- 0	HOME	0- 0	0- 0	1- 6				
0- 7	0- 0	0- 1	AWAY	0- 1	0- 1	0- 4				
0- 0	0- 0	0- 0	NEUTRAL	0- 0	0- 0	0- 0				
0- 2	0- 0	0- 1	CONFERENCE	0- 0	0- 0	0- 1				
0- 1	0- 0	0- 0	HOME	0- 0	0- 0	0- 1				
0- 1	0- 0	0- 1	AWAY	0- 0	0- 0	0- 0				
0- 0	0- 0	0- 0	NEUTRAL	0- 0	0- 0	0- 0				

RPI 1-25				RPI 26-50				RPI 51-100				RPI 101+				Team's RPI: 346	
RPI	S	Opponent	Score	RPI	S	Opponent	Score	RPI	S	Opponent	Score	RPI	S	Opponent	Score		
				28	A	FGCU	66 90	99	A	Dartmouth	50 81	147	A	Binghamton	36 67		
				39	A	South Dakota St.	48 92					162	H	Penn	38 77		
												172	A	Lehi gh	50 64		
												173	A	Army West Point	49 79		
												231	A	Morgan St.	43 55		
												252	H	LIU Brookl yn	49 67		
												266	A	North Dakota St.	58 105		
												276	H	Ri der	64 79		
												284	H	Cornel I	46 61		
												292	H	Fai r l ei gh Di cki nson	70 74		
												311	H	USC Upstate	57 95		
												327	H	Sai nt Peter' s	52 59		
												330	H	Long Beach St.	73 57		
LAST 12 Di vi si on I GAMES:																	
				330	H	Long Beach St.	73 57	28	A	FGCU	66 90						
				276	H	Ri der	64 79	311	H	USC Upstate	57 95						
				147	A	Bi nghamton	36 67	284	H	Cornel I	46 61						
				172	A	Lehi gh	50 64	162	H	Penn	38 77						
				231	A	Morgan St.	43 55	99	A	Dartmouth	50 81						
				252	H	LIU Brookl yn	49 67	173	A	Army West Point	49 79						

Non-Div I Games: St. Joseph's (Brkln) 106 42

NJIT

Average RPI Win:	240	WON-LOST	WINNING	LAST 10	STRENGTH OF	OPP. STRENGTH	TEAM	ADJ.	CONF.	ADJ CONF.
Average RPI Loss:	94	RECORD	PCT. RANK	GAMES	SCHEDULE	OF SCHEDULE	RPI	RPI	RPI	RPI
DIV. I ONLY	13- 3	28	6- 3	285	215	89	89	15	15	
DIV. I NON-CONF.	9- 1	20	4- 1	295	252	75	75	18	18	
-----										
TOTALS	RPI 1-25	RPI 26-50	W-L RECORDS	RPI 51-100	RPI 101-150	RPI 150+				
13- 3	0- 0	0- 1	OVERALL	0- 1	0- 0	13- 1				
9- 0	0- 0	0- 0	HOME	0- 0	0- 0	9- 0				
4- 3	0- 0	0- 1	AWAY	0- 1	0- 0	4- 1				
0- 0	0- 0	0- 0	NEUTRAL	0- 0	0- 0	0- 0				
9- 1	0- 0	0- 1	NON-CONFERENCE	0- 0	0- 0	9- 0				
6- 0	0- 0	0- 0	HOME	0- 0	0- 0	6- 0				
3- 1	0- 0	0- 1	AWAY	0- 0	0- 0	3- 0				
0- 0	0- 0	0- 0	NEUTRAL	0- 0	0- 0	0- 0				
4- 2	0- 0	0- 0	CONFERENCE	0- 1	0- 0	4- 1				
3- 0	0- 0	0- 0	HOME	0- 0	0- 0	3- 0				
1- 2	0- 0	0- 0	AWAY	0- 1	0- 0	1- 1				
0- 0	0- 0	0- 0	NEUTRAL	0- 0	0- 0	0- 0				

RPI	S	Opponent	Score	RPI	S	Opponent	Score	RPI	S	Opponent	Score	RPI	S	Opponent	Score
42	A	New Mexico	87 94	68	A	American	41 46	172	A	Lehigh	63 66	173	H	Army West Point	70 44
								184	A	Marist	77 70	197	H	Norfolk St.	70 51
								223	H	St. Bonaventure	86 48	232	A	Richmond	76 56
								233	A	Holy Cross	65 58	252	A	LIU Brooklyn	79 47
								256	H	Colgate	70 54	257	H	Loyola Maryland	73 44
								260	H	Monmouth	73 49	266	H	North Dakota St.	67 54
								276	H	Rider	63 44	310	H	Air Force	71 64
LAST 12 Division I GAMES:															
172	A	Lehigh	63 66	173	H	Army West Point	70 44	233	A	Holy Cross	65 58	256	H	Colgate	70 54
257	H	Loyola Maryland	73 44	268	A	American	41 46	223	H	St. Bonaventure	86 48	266	H	North Dakota St.	67 54
252	A	LIU Brooklyn	79 47												
42	A	New Mexico	87 94												
232	A	Richmond	76 56												
260	H	Monmouth	73 49												

Non-Div I Games: Emory &amp; Henry 88 57

Navy

Average RPI	Win:	182	WON-LOST	WINNING	LAST 10	STRENGTH OF	OPP. STRENGTH	TEAM	ADJ.	CONF.	ADJ CONF.
Average RPI	Loss:	50	RECORD	PCT. RANK	GAMES	SCHEDULE	OF SCHEDULE	RPI	RPI	RPI	RPI
DIV. I ONLY		12- 6		84	7- 3	72	62	81	81	3	3
DIV. I NON-CONF.		9- 4		82	5- 2	170	93	113	113	4	4
<hr/>											
TOTALS	RPI 1-25		RPI 26-50		W-L RECORDS	RPI 51-100		RPI 101-150		RPI 150+	
12- 6	0- 1		0- 2		OVERALL	3- 2		2- 1		7- 0	
5- 5	0- 1		0- 1		HOME	1- 2		0- 1		4- 0	
6- 0	0- 0		0- 0		AWAY	2- 0		2- 0		2- 0	
1- 1	0- 0		0- 1		NEUTRAL	0- 0		0- 0		1- 0	
9- 4	0- 0		0- 1		NON-CONFERENCE	2- 2		1- 1		6- 0	
5- 3	0- 0		0- 0		HOME	1- 2		0- 1		4- 0	
3- 0	0- 0		0- 0		AWAY	1- 0		1- 0		1- 0	
1- 1	0- 0		0- 1		NEUTRAL	0- 0		0- 0		1- 0	
3- 2	0- 1		0- 1		CONFERENCE	1- 0		1- 0		1- 0	
0- 2	0- 1		0- 1		HOME	0- 0		0- 0		0- 0	
3- 0	0- 0		0- 0		AWAY	1- 0		1- 0		1- 0	
0- 0	0- 0		0- 0		NEUTRAL	0- 0		0- 0		0- 0	

RPI	S	Opponent	Score	RPI	S	Opponent	Score	RPI	S	Opponent	Score	RPI	S	Opponent	Score
5	H	Ohio St.	61 73	29	N	Buffal o	72 82	51	H	Washington St.	61 73	124	A	Drake	89 84
				35	H	Mi chi gan	64 69	53	A	Mi nnesota	79 74	126	H	Cl emson	66 67
								55	H	Creighton	49 64	141	A	Illi noi s	80 72
								61	H	Arkansas	80 69	164	H	SIUE	62 53
								97	A	Kansas	66 49	168	A	Northwestern	69 59
												222	H	Fla. Atlantic	86 69
												259	A	San Jose St.	81 55
												278	H	UMKC	80 60
												285	N	Coastal Caro.	55 47
												326	H	Ark. -Pi ne Bl uff	73 52
<hr/>															
LAST 12 Division I GAMES:															
5	H	Ohio St.	61 73	35	H	Mi chi gan	64 69	51	H	Washington St.	61 73	141	A	Illi noi s	80 72
222	H	Fla. Atlantic	86 69	168	A	Northwestern	69 59	53	A	Mi nnesota	79 74	326	H	Ark. -Pi ne Bl uff	73 52
259	A	San Jose St.	81 55	126	H	Cl emson	66 67								
124	A	Drake	89 84												
97	A	Kansas	66 49												

Non-Div I Games:

Nebraska

Average RPI Win: 227  
Average RPI Loss: 107

WON-LOST  
RECORD

WINNING  
PCT. RANK

LAST 10  
GAMES

STRENGTH OF  
SCHEDULE

OPP. STRENGTH  
OF SCHEDULE

TEAM  
RPI

ADJ.  
RPI

CONF.  
RPI

ADJ CONF.  
RPI

DIV. I ONLY	8- 7	148	5- 4	208	93	182	182	16	16
DIV. I NON-CONF.	6- 4	121	4- 2	153	82	135	135	16	16
<hr/>									
TOTALS	RPI 1-25	RPI 26-50	W-L RECORDS	RPI 51-100	RPI 101-150	RPI 150+			
8- 7	0- 1	0- 1	OVERALL	0- 3	1- 0	7- 2			
6- 2	0- 1	0- 0	HOME	0- 0	1- 0	5- 1			
1- 4	0- 0	0- 1	AWAY	0- 2	0- 0	1- 1			
1- 1	0- 0	0- 0	NEUTRAL	0- 1	0- 0	1- 0			
6- 4	0- 1	0- 0	NON-CONFERENCE	0- 2	1- 0	5- 1			
4- 2	0- 1	0- 0	HOME	0- 0	1- 0	3- 1			
1- 1	0- 0	0- 0	AWAY	0- 1	0- 0	1- 0			
1- 1	0- 0	0- 0	NEUTRAL	0- 1	0- 0	1- 0			
2- 3	0- 0	0- 1	CONFERENCE	0- 1	0- 0	2- 1			
2- 0	0- 0	0- 0	HOME	0- 0	0- 0	2- 0			
0- 3	0- 0	0- 1	AWAY	0- 1	0- 0	0- 1			
0- 0	0- 0	0- 0	NEUTRAL	0- 0	0- 0	0- 0			

RPI 1-25				RPI 26-50				RPI 51-100				RPI 101+ Team's RPI: 182			
RPI	S	Opponent	Score	RPI	S	Opponent	Score	RPI	S	Opponent	Score	RPI	S	Opponent	Score
1	H	UConn	57 88	42	A	New Mexico	68 72	58	A	Wyoming	60 66	150	H	Portland St.	67 55
								72	A	Utah	61 87	191	H	SMU	80 72
								73	N	Oregon St.	49 89	196	H	Fresno St.	90 73
												204	H	Pepperdine	72 77
												219	A	Seattle U	74 65
												227	N	Montana St.	67 53
												258	H	Santa Clara	52 41
												263	H	Sacramento St.	95 68
												298	A	Utah St.	57 79
												310	H	Air Force	70 60
<hr/>															
LAST 12 Division I GAMES:															
196	H	Fresno St.	90 73	298	A	Utah St.	57 79	310	H	Air Force	70 60				
258	H	Santa Clara	52 41	310	H	Air Force	70 60	58	A	Wyoming	60 66				
219	A	Seattle U	74 65	58	A	Wyoming	60 66	42	A	New Mexico	68 72				
227	N	Montana St.	67 53	42	A	New Mexico	68 72	191	H	SMU	80 72				
73	N	Oregon St.	49 89	191	H	SMU	80 72	263	H	Sacramento St.	95 68				
1	H	UConn	57 88	263	H	Sacramento St.	95 68								

Non-Div I Games: Stanislaus St. 81 60

Nevada

Average RPI	Win:	252	WON-LOST	WINNING	LAST 10	STRENGTH OF	OPP. STRENGTH	TEAM	ADJ.	CONF.	ADJ CONF.
Average RPI	Loss:	128	RECORD	PCT. RANK	GAMES	SCHEDULE	OF SCHEDULE	RPI	RPI	RPI	RPI
DIV. I ONLY		10- 5		84	6- 3	313	217	139	139	20	20
DIV. I NON-CONF.		8- 4		87	5- 3	332	210	177	177	23	23
-----											
TOTALS	RPI 1-25		RPI 26-50		W-L RECORDS	RPI 51-100		RPI 101-150		RPI 150+	
10- 5	0- 0		0- 1		OVERALL	0- 1		1- 1		9- 2	
5- 0	0- 0		0- 0		HOME	0- 0		0- 0		5- 0	
4- 4	0- 0		0- 1		AWAY	0- 1		1- 1		3- 1	
1- 1	0- 0		0- 0		NEUTRAL	0- 0		0- 0		1- 1	
8- 4	0- 0		0- 0		NON-CONFERENCE	0- 1		0- 1		8- 2	
4- 0	0- 0		0- 0		HOME	0- 0		0- 0		4- 0	
3- 3	0- 0		0- 0		AWAY	0- 1		0- 1		3- 1	
1- 1	0- 0		0- 0		NEUTRAL	0- 0		0- 0		1- 1	
2- 1	0- 0		0- 1		CONFERENCE	0- 0		1- 0		1- 0	
1- 0	0- 0		0- 0		HOME	0- 0		0- 0		1- 0	
1- 1	0- 0		0- 1		AWAY	0- 0		1- 0		0- 0	
0- 0	0- 0		0- 0		NEUTRAL	0- 0		0- 0		0- 0	

RPI 1-25				RPI 26-50				RPI 51-100				RPI 101+				Team's RPI: 139
RPI	S	Opponent	Score	RPI	S	Opponent	Score	RPI	S	Opponent	Score	RPI	S	Opponent	Score	
				50	A	Albany (NY)	53 66	99	A	Dartmouth	49 57	135	A	Xavier	66 71	
												147	A	Binghamton	63 61	
												171	A	Boston College	55 64	
												183	H	Boston U.	72 57	
												187	N	La Salle	51 59	
												203	H	Northeastern	65 50	
												230	H	Manhattan	68 55	
												240	A	Sacred Heart	74 47	
												272	N	Fairfield	71 61	
												284	H	Cornell	48 45	
												300	A	Bryant	74 65	
												315	A	Wagner	65 53	
												344	H	UMBC	56 51	
LAST 12 Division I GAMES:																
240	A	Sacred Heart	74 47	147	A	Binghamton	63 61									
171	A	Boston College	55 64	50	A	Albany (NY)	53 66									
230	H	Manhattan	68 55	344	H	UMBC	56 51									
99	A	Dartmouth	49 57	284	H	Cornell	48 45									
203	H	Northeastern	65 50	187	N	La Salle	51 59									
272	N	Fairfield	71 61	300	A	Bryant	74 65									

Non-Div I Games: Colby-Sawyer 64 40

New Hampshire

■ Loss, 
 ■ Non-Conf, 
 ■ S Site, 
 ■ Home 
 ■ A Away 
 N Neutral

Average RPI Win:	172	WON-LOST	WINNING	LAST 10	STRENGTH OF	OPP. STRENGTH	TEAM	ADJ.	CONF.	ADJ CONF.
Average RPI Loss:	118	RECORD	PCT. RANK	GAMES	SCHEDULE	OF SCHEDULE	RPI	RPI	RPI	RPI
DIV. I ONLY	15- 3	19	7- 3	140	108	42	42	16	16	
DIV. I NON-CONF.	11- 1	13	5- 1	67	98	16	16	16	16	
-----										
TOTALS	RPI 1-25	RPI 26-50	W-L RECORDS	RPI 51-100	RPI 101-150	RPI 150+				
15- 3	1- 0	0- 1	OVERALL	2- 1	3- 0	9- 1				
12- 0	1- 0	0- 0	HOME	2- 0	2- 0	7- 0				
3- 3	0- 0	0- 1	AWAY	0- 1	1- 0	2- 1				
0- 0	0- 0	0- 0	NEUTRAL	0- 0	0- 0	0- 0				
11- 1	1- 0	0- 1	NON-CONFERENCE	2- 0	3- 0	5- 0				
9- 0	1- 0	0- 0	HOME	2- 0	2- 0	4- 0				
2- 1	0- 0	0- 1	AWAY	0- 0	1- 0	1- 0				
0- 0	0- 0	0- 0	NEUTRAL	0- 0	0- 0	0- 0				
4- 2	0- 0	0- 0	CONFERENCE	0- 1	0- 0	4- 1				
3- 0	0- 0	0- 0	HOME	0- 0	0- 0	3- 0				
1- 2	0- 0	0- 0	AWAY	0- 1	0- 0	1- 1				
0- 0	0- 0	0- 0	NEUTRAL	0- 0	0- 0	0- 0				

RPI 1-25				RPI 26-50				Team's RPI: 42				RPI 51-100				RPI 101+			
RPI	S	Opponent	Score	RPI	S	Opponent	Score	RPI	S	Opponent	Score	RPI	S	Opponent	Score	RPI	S	Opponent	Score
18	H	Marquette	88 87	36	A	Oklahoma	63 105	58	A	Wyoming	55 66	117	H	Lamar University	90 58				
								79	H	Western Mich.	88 76	140	A	UTEP	59 35				
								89	H	Navy	94 87	141	H	Illinois	97 68				
												177	H	Boise St.	100 83				
												182	H	Nevada	72 68				
												185	H	Wichita St.	76 62				
												193	H	UC Irvine	83 61				
												196	H	Fresno St.	88 75				
												250	A	New Mexico St.	101 93				
												250	H	New Mexico St.	86 75				
												254	H	Texas Tech	90 56				
												259	A	San Jose St.	86 95				
												310	A	Air Force	88 59				
LAST 12 Division I GAMES:																			
182	H	Nevada	72 68	196	H	Fresno St.	88 75	58	A	Wyoming	55 66								
310	A	Air Force	88 59	259	A	San Jose St.	86 95	177	H	Boise St.	100 83								
117	H	Lamar University	90 58	250	A	New Mexico St.	101 93	140	A	UTEP	59 35								
36	A	Oklahoma	63 105																
89	H	Navy	94 87																
254	H	Texas Tech	90 56																

Non-Div I Games: Northern N.M. 107 66

New Mexico

Average RPI	Win:	249	WON-LOST	WINNING	LAST 10	STRENGTH OF	OPP. STRENGTH	TEAM	ADJ.	CONF.	ADJ CONF.
Average RPI	Loss:	149	RECORD	PCT. RANK	GAMES	SCHEDULE	OF SCHEDULE	RPI	RPI	RPI	RPI
DIV. I ONLY		7- 8		197	6- 3	281	223	250	250	30	30
DIV. I NON-CONF.		4- 8		239	3- 5	222	224	255	255	30	30
-----											
TOTALS	RPI 1-25		RPI 26-50		W-L RECORDS	RPI 51-100		RPI 101-150		RPI 150+	
7- 8	0- 0		0- 2		OVERALL	0- 2		1- 0		6- 4	
5- 3	0- 0		0- 1		HOME	0- 1		1- 0		4- 1	
2- 2	0- 0		0- 1		AWAY	0- 0		0- 0		2- 1	
0- 3	0- 0		0- 0		NEUTRAL	0- 1		0- 0		0- 2	
4- 8	0- 0		0- 2		NON-CONFERENCE	0- 2		1- 0		3- 4	
2- 3	0- 0		0- 1		HOME	0- 1		1- 0		1- 1	
2- 2	0- 0		0- 1		AWAY	0- 0		0- 0		2- 1	
0- 3	0- 0		0- 0		NEUTRAL	0- 1		0- 0		0- 2	
3- 0	0- 0		0- 0		CONFERENCE	0- 0		0- 0		3- 0	
3- 0	0- 0		0- 0		HOME	0- 0		0- 0		3- 0	
0- 0	0- 0		0- 0		AWAY	0- 0		0- 0		0- 0	
0- 0	0- 0		0- 0		NEUTRAL	0- 0		0- 0		0- 0	

RPI	S	Opponent	Score	RPI	S	Opponent	Score	RPI	S	Opponent	Score	RPI	S	Opponent	Score
42	A	New Mexico	75 86	42	H	New Mexico	93 101	61	N	Arkansas	60 69	140	H	UTEP	76 68
								79	H	Western Mi ch.	55 64	203	N	Northeastern	64 65
												204	A	Pepperdine	86 64
												211	H	UC Santa Barbara	47 77
												220	H	CSU Bakersfield	56 48
												242	H	Grand Canyon	64 60
												271	N	Texas Southern	50 66
												277	H	A&M-Corpus Christi	70 61
												286	A	Arizona	44 83
												330	A	Long Beach St.	72 63
												333	H	Chicago St.	74 59
-----															
Team's RPI: 250															
LAST 12 Division I GAMES:															
330	A	Long Beach St.	72 63	220	H	CSU Bakersfield	56 48	242	H	Grand Canyon	64 60	333	H	Chicago St.	74 59
203	N	Northeastern	64 65	211	H	UC Santa Barbara	47 77	61	N	Arkansas	60 69	271	N	Texas Southern	50 66
204	A	Pepperdine	86 64	61	N	Arkansas	60 69								
286	A	Arizona	44 83	271	N	Texas Southern	50 66								
140	H	UTEP	76 68												
42	H	New Mexico	93 101												

Non-Div I Games: Tex. Permian Basin 85 58 Western N.M. 89 60

New Mexico St.

■ Loss, 
 ■ Non-Conf, 
 ■ S Site, 
 ■ H Home 
 ■ A Away 
 N Neutral



Average RPI	Win:	286	WON-LOST	WINNING	LAST 10	STRENGTH OF	OPP. STRENGTH	TEAM	ADJ.	CONF.	ADJ CONF.
Average RPI	Loss:	120	RECORD	PCT. RANK	GAMES	SCHEDULE	OF SCHEDULE	RPI	RPI	RPI	RPI
DIV. I ONLY		6- 10		236	5- 4	147		295	216	216	27
DIV. I NON-CONF.		3- 7		253	2- 3	79		174	206	206	26
-----											
TOTALS	RPI 1-25		RPI 26-50		W-L RECORDS	RPI 51-100		RPI 101-150		RPI 150+	
6- 10	0- 1		0- 1		OVERALL	0- 1		0- 4		6- 3	
4- 3	0- 0		0- 1		HOME	0- 0		0- 0		4- 2	
2- 7	0- 0		0- 0		AWAY	0- 0		0- 1		2- 0	
0- 0	0- 0		0- 0		NEUTRAL	0- 0		0- 0		0- 0	
3- 7	0- 1		0- 1		NON-CONFERENCE	0- 1		0- 3		3- 1	
2- 2	0- 0		0- 1		HOME	0- 0		0- 0		2- 1	
1- 5	0- 1		0- 0		AWAY	0- 1		0- 3		1- 0	
0- 0	0- 0		0- 0		NEUTRAL	0- 0		0- 0		0- 0	
3- 3	0- 0		0- 0		CONFERENCE	0- 0		0- 1		3- 2	
2- 1	0- 0		0- 0		HOME	0- 0		0- 0		2- 1	
1- 2	0- 0		0- 0		AWAY	0- 0		0- 1		1- 1	
0- 0	0- 0		0- 0		NEUTRAL	0- 0		0- 0		0- 0	

RPI 1-25				RPI 26-50				RPI 51-100				RPI 101+ Team's RPI: 216			
RPI	S	Opponent	Score	RPI	S	Opponent	Score	RPI	S	Opponent	Score	RPI	S	Opponent	Score
15	A	Missouri	45 81	48	H	Houston	66 78	76	A	Miami (FL)	46 76	105	A	South Ala.	45 67
												117	A	Lamar University	77 100
												125	A	Tulane	56 79
												142	A	Louisiana	57 66
												154	H	Jacksonville St.	54 59
												178	H	SFA	67 74
												235	H	CSUN	76 73
												244	A	Abilene Christian	70 80
												271	H	Texas Southern	72 69
												277	H	A&M-Corpus Christi	66 49
												289	A	McNeese	77 64
												308	H	Houston Baptist	70 52
												337	A	La.-Monroe	89 51
LAST 12 Division I GAMES:															
308	H	Houston Baptist	70 52	277	H	A&M-Corpus Christi	66 49								
244	A	Abilene Christian	70 80	178	H	SFA	67 74								
271	H	Texas Southern	72 69	289	A	McNeese	77 64								
337	A	La.-Monroe	89 51	117	A	Lamar University	77 100								
125	A	Tulane	56 79	154	H	Jacksonville St.	54 59								
15	A	Missouri	45 81	105	A	South Ala.	45 67								

Non-Div I Games: Xavier (LA) 85 50

New Orleans

Average RPI Win:	202	WON-LOST	WINNING	LAST 10	STRENGTH OF	OPP. STRENGTH	TEAM	ADJ.	CONF.	ADJ CONF.
Average RPI Loss:	128	RECORD	PCT. RANK	GAMES	SCHEDULE	OF SCHEDULE	RPI	RPI	RPI	RPI
DIV. I ONLY	6- 10	236	5- 5	128	158	199	199	25	25	
DIV. I NON-CONF.	3- 8	267	3- 4	43	140	182	182	25	25	
-----										
TOTALS	RPI 1-25	RPI 26-50	W-L RECORDS	RPI 51-100	RPI 101-150	RPI 150+				
6- 10	0- 0	1- 2	OVERALL	0- 2	0- 2	5- 4				
3- 3	0- 0	1- 0	HOME	0- 1	0- 1	2- 1				
2- 6	0- 0	0- 2	AWAY	0- 1	0- 0	2- 3				
1- 1	0- 0	0- 0	NEUTRAL	0- 0	0- 1	1- 0				
3- 8	0- 0	1- 1	NON-CONFERENCE	0- 2	0- 2	2- 3				
1- 3	0- 0	1- 0	HOME	0- 1	0- 1	0- 1				
1- 4	0- 0	0- 1	AWAY	0- 1	0- 0	1- 2				
1- 1	0- 0	0- 0	NEUTRAL	0- 0	0- 1	1- 0				
3- 2	0- 0	0- 1	CONFERENCE	0- 0	0- 0	3- 1				
2- 0	0- 0	0- 0	HOME	0- 0	0- 0	2- 0				
1- 2	0- 0	0- 1	AWAY	0- 0	0- 0	1- 1				
0- 0	0- 0	0- 0	NEUTRAL	0- 0	0- 0	0- 0				

RPI	S	Opponent	Score	RPI	S	Opponent	Score	RPI	S	Opponent	Score	RPI	S	Opponent	Score
29	H	Buffal o	75 62	60	H	Drexel	65 66	106	H	Clevel and St.	61 70				
37	A	Maryl and	65 92	91	A	Hartford	65 83	142	N	Loui si ana	52 68				
43	A	Qui nni pi ac	61 77					154	A	Oakl and	59 67				
								156	H	Sai nt Joseph' s	69 93				
								165	N	Loui si ana Tech	73 67				
								200	A	Si ena	73 68				
								223	A	St. Bonaventure	58 76				
								230	H	Manhattan	65 64				
								256	A	Col gate	81 44				
								272	A	Fai rfi el d	53 59				
								332	H	I ona	73 59				
LAST 12 Division I GAMES:															
332	H	I ona	73 59	230	H	Manhattan	65 64								
256	A	Col gate	81 44	200	A	Si ena	73 68								
29	H	Buffal o	75 62	43	A	Qui nni pi ac	61 77								
60	H	Drexel	65 66	272	A	Fai rfi el d	53 59								
91	A	Hartford	65 83	165	N	Loui si ana Tech	73 67								
106	H	Clevel and St.	61 70	142	N	Loui si ana	52 68								

Non-Div I Games:

Niagara

Average RPI Win:	313	WON-LOST	WINNING	LAST 10	STRENGTH OF	OPP. STRENGTH	TEAM	ADJ.	CONF.	ADJ CONF.
Average RPI Loss:	138	RECORD	PCT. RANK	GAMES	SCHEDULE	OF SCHEDULE	RPI	RPI	RPI	RPI
DIV. I ONLY	5- 9	250	5- 5	287	283	245	245	27	27	
DIV. I NON-CONF.	2- 6	279	2- 2	158	275	236	236	26	26	
-----										
TOTALS	RPI 1-25	RPI 26-50	W-L RECORDS	RPI 51-100	RPI 101-150	RPI 150+				
5- 9	0- 1	0- 1	OVERALL	0- 1	0- 1	5- 5				
0- 4	0- 1	0- 0	HOME	0- 1	0- 1	0- 1				
5- 4	0- 0	0- 1	AWAY	0- 0	0- 0	5- 3				
0- 1	0- 0	0- 0	NEUTRAL	0- 0	0- 0	0- 1				
2- 6	0- 1	0- 1	NON-CONFERENCE	0- 0	0- 1	2- 3				
0- 2	0- 1	0- 0	HOME	0- 0	0- 1	0- 0				
2- 3	0- 0	0- 1	AWAY	0- 0	0- 0	2- 2				
0- 1	0- 0	0- 0	NEUTRAL	0- 0	0- 0	0- 1				
3- 3	0- 0	0- 0	CONFERENCE	0- 1	0- 0	3- 2				
0- 2	0- 0	0- 0	HOME	0- 1	0- 0	0- 1				
3- 1	0- 0	0- 0	AWAY	0- 0	0- 0	3- 1				
0- 0	0- 0	0- 0	NEUTRAL	0- 0	0- 0	0- 0				

RPI 1-25				RPI 26-50				RPI 51-100				RPI 101+ Team's RPI: 245			
RPI	S	Opponent	Score	RPI	S	Opponent	Score	RPI	S	Opponent	Score	RPI	S	Opponent	Score
17	H	Baylor	43 85	49	A	LSU	50 65	90	H	Central Ark.	48 69	111	H	Jacksonville	61 69
												160	A	Iowa St.	47 75
												175	N	Bradley	65 75
												178	H	SFA	73 86
												191	A	SMU	61 68
												273	A	Incarnate Word	62 64
												289	A	McNeese	61 54
												302	A	Northwestern St.	79 63
												308	A	Houston Baptist	73 61
												320	A	Jackson St.	90 64
												345	A	Mississippi Val.	62 57
LAST 12 Division I GAMES:															
273	A	Incarnate Word	62 64	90	H	Central Ark.	48 69								
302	A	Northwestern St.	79 63	289	A	McNeese	61 54								
160	A	Iowa St.	47 75	308	A	Houston Baptist	73 61								
17	H	Baylor	43 85	178	H	SFA	73 86								
345	A	Mississippi Val.	62 57	175	N	Bradley	65 75								
320	A	Jackson St.	90 64	49	A	LSU	50 65								

Non-Div I Games: Spring Hill 78 70 Evangel 72 55 Southern-N. O. 83 45

Nicholls St.

Loss, Non-Conf, S Site, H Home A Away N Neutral

Average RPI Win: 279		WON-LOST RECORD	WINNING PCT. RANK	LAST 10 GAMES	STRENGTH OF SCHEDULE	OPP. STRENGTH OF SCHEDULE	TEAM RPI	ADJ. RPI	CONF. RPI	ADJ. CONF. RPI
Average RPI Loss: 167										
DIV. I ONLY		9- 5	99	7- 2	302	344	197	197	31	31
DIV. I NON-CONF.		7- 5	132	6- 3	259	343	189	189	31	31
TOTALS		RPI 1-25	RPI 26-50	W-L RECORDS	RPI 51-100	RPI 101-150	RPI 150+			
9- 5	0- 0		0- 0	OVERALL	0- 1	1- 2	8- 2			
3- 2	0- 0		0- 0	HOME	0- 0	0- 1	3- 1			
5- 2	0- 0		0- 0	AWAY	0- 1	1- 0	4- 1			
1- 1	0- 0		0- 0	NEUTRAL	0- 0	0- 1	1- 0			
7- 5	0- 0		0- 0	NON-CONFERENCE	0- 1	1- 2	6- 2			
2- 2	0- 0		0- 0	HOME	0- 0	0- 1	2- 1			
4- 2	0- 0		0- 0	AWAY	0- 1	1- 0	3- 1			
1- 1	0- 0		0- 0	NEUTRAL	0- 0	0- 1	1- 0			
2- 0	0- 0		0- 0	CONFERENCE	0- 0	0- 0	2- 0			
1- 0	0- 0		0- 0	HOME	0- 0	0- 0	1- 0			
1- 0	0- 0		0- 0	AWAY	0- 0	0- 0	1- 0			
0- 0	0- 0		0- 0	NEUTRAL	0- 0	0- 0	0- 0			

RPI 1-25				RPI 26-50				RPI 51-100				RPI 101+				Team's RPI: 197	
RPI	S	Opponent	Score	RPI	S	Opponent	Score	RPI	S	Opponent	Score	RPI	S	Opponent	Score		
								89	A	Navy	51	70	112	H	High Point	56	59
												131	N	Bowling Green	50	59	
												134	A	William & Mary	80	74	
												241	H	UNCG	64	63	
												248	A	East Carolina	46	51	
												257	H	Loyola Maryland	58	61	
												270	A	Campbell	53	27	
												275	N	St. Francis Brooklyn	52	51	
												279	H	Towson	86	76	
												306	A	VCU	66	52	
												319	H	Coppin St.	71	57	
												338	A	N.C. Central	75	60	
												348	A	Longwood	64	45	
LAST 12 Division I GAMES:																	
				270	A	Campbell	53	27	338	A	N.C. Central	75	60				
				241	H	UNCG	64	63	319	H	Coppin St.	71	57				
				279	H	Towson	86	76	348	A	Longwood	64	45				
				248	A	East Carolina	46	51	134	A	William & Mary	80	74				
				112	H	High Point	56	59	131	N	Bowling Green	50	59				
				275	N	St. Francis Brooklyn	52	51	257	H	Loyola Maryland	58	61				

### Non-Div I Games:

Norfolk St.

Average RPI Win:	169	WON-LOST	WINNING	LAST 10	STRENGTH OF	OPP. STRENGTH	TEAM	ADJ.	CONF.	ADJ CONF.
Average RPI Loss:	99	RECORD	PCT. RANK	GAMES	SCHEDULE	OF SCHEDULE	RPI	RPI	RPI	RPI
DIV. I ONLY	13- 5	61	7- 3	76	120	82	82	1	1	
DIV. I NON-CONF.	10- 3	51	6- 1	108	211	94	94	1	1	
-----										
TOTALS	RPI 1-25	RPI 26-50	W-L RECORDS	RPI 51-100	RPI 101-150	RPI 150+				
13- 5	0- 1	0- 0	OVERALL	2- 1	4- 2	7- 1				
10- 3	0- 0	0- 0	HOME	2- 1	2- 2	6- 0				
1- 2	0- 1	0- 0	AWAY	0- 0	1- 0	0- 1				
2- 0	0- 0	0- 0	NEUTRAL	0- 0	1- 0	1- 0				
10- 3	0- 0	0- 0	NON-CONFERENCE	2- 1	2- 2	6- 0				
8- 3	0- 0	0- 0	HOME	2- 1	1- 2	5- 0				
0- 0	0- 0	0- 0	AWAY	0- 0	0- 0	0- 0				
2- 0	0- 0	0- 0	NEUTRAL	0- 0	1- 0	1- 0				
3- 2	0- 1	0- 0	CONFERENCE	0- 0	2- 0	1- 1				
2- 0	0- 0	0- 0	HOME	0- 0	1- 0	1- 0				
1- 2	0- 1	0- 0	AWAY	0- 0	1- 0	0- 1				
0- 0	0- 0	0- 0	NEUTRAL	0- 0	0- 0	0- 0				

RPI	S	Opponent	Score	RPI	S	Opponent	Score	RPI	S	Opponent	Score	RPI	S	Opponent	Score
6	A	Florida St.	65 103					53	H	Minnesota	88 83	103	A	Wake Forest	79 76
								74	H	Mercer	86 97	105	H	South Ala.	84 85
								91	H	Hartford	90 70	113	H	Colorado	87 80
												122	N	Washington	90 78
												126	H	Clemson	59 52
												138	H	Hampton	66 70
												163	H	Pittsburgh	68 67
												167	H	Furman	84 56
												171	A	Boston College	64 77
												210	H	Radford	79 46
												234	N	Grambling	79 63
												268	H	UNCW	86 60
												269	H	Presbyterian	91 56
												282	H	Appalachian St.	56 43
-----															
LAST 12 Division I GAMES:															
6	A	Florida St.	65 103	103	A	Wake Forest	79 76								
74	H	Mercer	86 97	126	H	Clemson	59 52								
234	N	Grambling	79 63	163	H	Pittsburgh	68 67								
122	N	Washington	90 78	171	A	Boston College	64 77								
167	H	Furman	84 56	282	H	Appalachian St.	56 43								
269	H	Presbyterian	91 56	91	H	Hartford	90 70								

Non-Div I Games:

North Carolina

Average RPI	Win:	231	WON-LOST	WINNING	LAST 10	STRENGTH OF	OPP. STRENGTH	TEAM	ADJ.	CONF.	ADJ CONF.
Average RPI	Loss:	129	RECORD	PCT. RANK	GAMES	SCHEDULE	OF SCHEDULE	RPI	RPI	RPI	RPI
DIV. I ONLY		6- 9		227	2- 6	126	241	186	186	19	19
DIV. I NON-CONF.		5- 4		146	2- 2	87	201	79	79	15	15
-----											
TOTALS	RPI 1-25		RPI 26-50		W-L RECORDS	RPI 51-100		RPI 101-150		RPI 150+	
6- 9	0- 1		0- 1		OVERALL	0- 1		1- 2		5- 4	
4- 1	0- 0		0- 0		HOME	0- 0		0- 0		4- 1	
1- 8	0- 1		0- 1		AWAY	0- 1		0- 2		1- 3	
1- 0	0- 0		0- 0		NEUTRAL	0- 0		1- 0		0- 0	
5- 4	0- 1		0- 1		NON-CONFERENCE	0- 1		1- 1		4- 0	
3- 0	0- 0		0- 0		HOME	0- 0		0- 0		3- 0	
1- 4	0- 1		0- 1		AWAY	0- 1		0- 1		1- 0	
1- 0	0- 0		0- 0		NEUTRAL	0- 0		1- 0		0- 0	
1- 5	0- 0		0- 0		CONFERENCE	0- 0		0- 1		1- 4	
1- 1	0- 0		0- 0		HOME	0- 0		0- 0		1- 1	
0- 4	0- 0		0- 0		AWAY	0- 0		0- 1		0- 3	
0- 0	0- 0		0- 0		NEUTRAL	0- 0		0- 0		0- 0	

RPI 1-25				RPI 26-50				RPI 51-100				RPI 101+ Team's RPI: 186			
RPI	S	Opponent	Score	RPI	S	Opponent	Score	RPI	S	Opponent	Score	RPI	S	Opponent	Score
17	A	Baylor	43 105	39	A	South Dakota St.	52 66	73	A	Oregon St.	55 65	108	A	South Dakota	71 76
												117	N	Lamar University	73 70
												132	A	Weber St.	69 80
												153	A	Idaho St.	46 57
												188	H	UNI	80 72
												198	A	Idaho	75 80
												201	A	Eastern Wash.	70 74
												227	H	Montana St.	79 70
												239	H	Montana	43 54
												266	H	North Dakota St.	79 68
												290	H	Massachusetts	82 52
												296	A	UTSA	60 47
-----															
LAST 12 Division I GAMES:															
201	A	Eastern Wash.	70 74	132	A	Weber St.	69 80								
198	A	Idaho	75 80	153	A	Idaho St.	46 57								
108	A	South Dakota	71 76	227	H	Montana St.	79 70								
266	H	North Dakota St.	79 68	239	H	Montana	43 54								
17	A	Baylor	43 105	296	A	UTSA	60 47								
188	H	UNI	80 72	117	N	Lamar University	73 70								

Non-Div I Games: Mayville St. 82 54 Southwest Minn. St. 85 62

North Dakota

Average RPI Win: 317

Average RPI Loss: 148

WON-LOST  
RECORDWINNING  
PCT. RANKLAST 10  
GAMESSTRENGTH OF  
SCHEDULEOPP. STRENGTH  
OF SCHEDULETEAM  
RPIADJ.  
RPICONF.  
RPIADJ CONF.  
RPIDIV. I ONLY  
DIV. I NON-CONF.4- 11  
4- 7282  
2261- 8  
1- 6177  
271327  
332266  
272266  
27214  
1414  
14

## TOTALS

RPI 1-25

RPI 26-50

W-L RECORDS

RPI 51-100

RPI 101-150

RPI 150+

4- 11

0- 0

0- 1

OVERALL

0- 3

0- 2

4- 5

2- 3

0- 0

0- 0

HOME

0- 0

0- 1

2- 2

1- 7

0- 0

0- 1

AWAY

0- 2

0- 1

1- 3

1- 1

0- 0

0- 0

NEUTRAL

0- 1

0- 0

1- 0

4- 7

0- 0

0- 0

NON-CONFERENCE

0- 3

0- 1

4- 3

2- 2

0- 0

0- 0

HOME

0- 0

0- 0

2- 2

1- 4

0- 0

0- 0

AWAY

0- 2

0- 1

1- 1

1- 1

0- 0

0- 0

NEUTRAL

0- 1

0- 0

1- 0

0- 4

0- 0

0- 1

CONFERENCE

0- 0

0- 1

0- 2

0- 1

0- 0

0- 0

HOME

0- 0

0- 1

0- 0

0- 3

0- 0

0- 1

AWAY

0- 0

0- 0

0- 2

0- 0

0- 0

0- 0

NEUTRAL

0- 0

0- 0

0- 0

RPI 1-25

RPI 26-50

RPI 51-100

RPI 101+

Team's RPI: 266

RPI S Opponent Score

RPI S Opponent Score

39 A South Dakota St. 63 83

RPI S Opponent Score

89 A Navy 54 67

90 N Central Ark. 45 68

92 A Milwaukee 38 74

RPI S Opponent Score

108 H South Dakota 67 82

113 A Colorado 59 108

186 A North Dakota 68 79

192 A Oral Roberts 48 71

193 H Cal Poly 69 73

212 A Denver 79 98

288 A FIU 71 68

290 H Massachusetts 82 70

313 H UTRGV 79 82

344 N UMBC 67 53

346 H NJIT 105 58

## LAST 12 Division I GAMES:

90 N Central Ark. 45 68

288 A FIU 71 68

193 H Cal Poly 69 73

186 A North Dakota 68 79

313 H UTRGV 79 82

92 A Milwaukee 38 74

212 A Denver 79 98

192 A Oral Roberts 48 71

39 A South Dakota St. 63 83

108 H South Dakota 67 82

113 A Colorado 59 108

344 N UMBC 67 53

Non-Div I Games:

Valley City St.

67 58

Mayville St.

87 43

Dakota St.

97 42

North Dakota St.

Loss, Non-Conf, S Site, H Home A Away N Neutral

Average RPI Win: 262

Average RPI Loss: 132

WON-LOST  
RECORDWINNING  
PCT. RANKLAST 10  
GAMESSTRENGTH OF  
SCHEDULEOPP. STRENGTH  
OF SCHEDULETEAM  
RPIADJ.  
RPICONF.  
RPIADJ CONF.  
RPIDIV. I ONLY  
DIV. I NON-CONF.5- 9  
4- 8250  
2393- 6  
3- 6115  
100247  
232205  
181205  
18121  
2221  
22

TOTALS

RPI 1-25

RPI 26-50

W-L RECORDS

RPI 51-100

RPI 101-150

RPI 150+

5- 9  
3- 2  
2- 6  
0- 10- 2  
0- 0  
0- 2  
0- 00- 2  
0- 0  
0- 2  
0- 0OVERALL  
HOME  
AWAY  
NEUTRAL0- 0  
0- 0  
0- 0  
0- 00- 1  
0- 1  
0- 0  
0- 05- 4  
3- 1  
2- 2  
0- 14- 8  
2- 1  
2- 6  
0- 10- 2  
0- 0  
0- 2  
0- 00- 2  
0- 0  
0- 2  
0- 0NON-CONFERENCE  
HOME  
AWAY  
NEUTRAL0- 0  
0- 0  
0- 0  
0- 00- 0  
0- 0  
0- 0  
0- 04- 4  
2- 1  
2- 2  
0- 11- 1  
1- 1  
0- 0  
0- 00- 0  
0- 0  
0- 0  
0- 00- 0  
0- 0  
0- 0  
0- 0CONFERENCE  
HOME  
AWAY  
NEUTRAL0- 0  
0- 0  
0- 0  
0- 00- 1  
0- 1  
0- 0  
0- 01- 0  
1- 0  
0- 0  
0- 0

RPI 1-25

RPI	S	Opponent	Score
6	A	Florida St.	51 109
21	A	Georgia	37 75

RPI 26-50

RPI	S	Opponent	Score
32	A	West Virginia	59 87
35	A	Michigan	34 79

RPI 51-100

RPI	S	Opponent	Score
111	H	Jacksonville	48 66
213	A	Morehead St.	61 56
218	H	Bethune-Cookman	70 63
222	A	Fla. Atlantic	75 83
228	H	Col. of Charleston	69 73
260	N	Monmouth	57 67
262	H	Northern Ky.	58 50
274	A	Wofford	57 69
283	H	Kennesaw St.	77 72
336	A	Florida A&M	77 68

RPI 101+

Team's RPI: 205

RPI	S	Opponent	Score
111	H	Jacksonville	48 66
213	A	Morehead St.	61 56
218	H	Bethune-Cookman	70 63
222	A	Fla. Atlantic	75 83
228	H	Col. of Charleston	69 73
260	N	Monmouth	57 67
262	H	Northern Ky.	58 50
274	A	Wofford	57 69
283	H	Kennesaw St.	77 72
336	A	Florida A&M	77 68

LAST 12 Division I GAMES:

262	H	Northern Ky.	58	50	283	H	Kennesaw St.	77	72
228	H	Col. of Charleston	69	73	111	H	Jacksonville	48	66
35	A	Michigan	34	79	274	A	Wofford	57	69
336	A	Florida A&M	77	68	21	A	Georgia	37	75
222	A	Fla. Atlantic	75	83	260	N	Monmouth	57	67
218	H	Bethune-Cookman	70	63	32	A	West Virginia	59	87

Non-Div I Games:

Warner

74 38

Edward Waters

73 47

Webber Int'l

81 53

North Florida

■ Loss, 
 ■ Non-Conf, S Site, 
 ■ Home 
 ■ Away 
 N Neutral



Average RPI Win: 247

Average RPI Loss: 151

WON-LOST  
RECORDWINNING  
PCT. RANKLAST 10  
GAMESSTRENGTH OF  
SCHEDULEOPP. STRENGTH  
OF SCHEDULETEAM  
RPIADJ.  
RPICONF.  
RPIADJ CONF.  
RPIDIV. I ONLY  
DIV. I NON-CONF.8- 5  
6- 3111  
875- 4  
5- 2308  
334169  
104207  
192207  
19218  
1918  
19

TOTALS

RPI 1-25

RPI 26-50

W-L RECORDS

RPI 51-100

RPI 101-150

RPI 150+

8- 5

0- 0

0- 0

OVERALL

0- 2

0- 1

8- 2

5- 2

0- 0

0- 0

HOME

0- 1

0- 1

5- 0

1- 3

0- 0

0- 0

AWAY

0- 1

0- 0

1- 2

2- 0

0- 0

0- 0

NEUTRAL

0- 0

0- 0

2- 0

6- 3

0- 0

0- 0

NON-CONFERENCE

0- 2

0- 0

6- 1

3- 1

0- 0

0- 0

HOME

0- 1

0- 0

3- 0

1- 2

0- 0

0- 0

AWAY

0- 1

0- 0

1- 1

2- 0

0- 0

0- 0

NEUTRAL

0- 0

0- 0

2- 0

2- 2

0- 0

0- 0

CONFERENCE

0- 0

0- 1

2- 1

2- 1

0- 0

0- 0

HOME

0- 0

0- 1

2- 0

0- 1

0- 0

0- 0

AWAY

0- 0

0- 0

0- 1

0- 0

0- 0

0- 0

NEUTRAL

0- 0

0- 0

0- 0

RPI 1-25

RPI 26-50

RPI 51-100

RPI 101+

Team's RPI: 207

RPI S Opponent Score

RPI S Opponent Score

RPI S Opponent Score

RPI S Opponent Score

57 H Kansas St. 54 55  
75 A Indiana 63 68123 H Ri ce 49 50  
165 A Loui si ana Tech 53 61  
176 H Tul sa 66 43  
187 H La Salle 70 44  
191 H SMU 47 40  
195 H Charl otte 73 68  
285 N Coastal Caro. 50 34  
287 N Detroit Mercy 63 57  
317 H Old Domini on 63 46  
334 A Ill. -Chi cago 67 70  
335 A Eastern Ill. 63 61

LAST 12 Division I GAMES:

335 A Eastern Ill. 63 61 195 H Charlotte 73 68  
334 A Ill. -Chicago 67 70 317 H Old Domini on 63 46  
187 H La Salle 70 44 123 H Ri ce 49 50  
75 A Indiana 63 68 165 A Loui si ana Tech 53 61  
176 H Tul sa 66 43 287 N Detroit Mercy 63 57  
191 H SMU 47 40 285 N Coastal Caro. 50 34

Non-Div I Games:

Mid-Amer. Christian 86 52

Tex. A&amp;M Int'l 64 38

Okla. Panhandle 63 41

North Texas

Loss, Non-Conf, S Site, H Home A Away N Neutral

Average RPI Win:	262	WON-LOST	WINNING	LAST 10	STRENGTH OF	OPP. STRENGTH	TEAM	ADJ.	CONF.	ADJ CONF.
Average RPI Loss:	132	RECORD	PCT. RANK	GAMES	SCHEDULE	OF SCHEDULE	RPI	RPI	RPI	RPI
DIV. I ONLY	8- 8	165	5- 5	223	259	203	203	10	10	
DIV. I NON-CONF.	5- 6	187	3- 4	211	310	221	221	12	12	
-----										
TOTALS	RPI 1-25	RPI 26-50	W-L RECORDS	RPI 51-100	RPI 101-150	RPI 150+				
8- 8	0- 0	0- 1	OVERALL	0- 2	0- 2	8- 3				
3- 3	0- 0	0- 0	HOME	0- 1	0- 1	3- 1				
4- 3	0- 0	0- 0	AWAY	0- 1	0- 1	4- 1				
1- 2	0- 0	0- 1	NEUTRAL	0- 0	0- 0	1- 1				
5- 6	0- 0	0- 1	NON-CONFERENCE	0- 0	0- 2	5- 3				
2- 2	0- 0	0- 0	HOME	0- 0	0- 1	2- 1				
2- 2	0- 0	0- 0	AWAY	0- 0	0- 1	2- 1				
1- 2	0- 0	0- 1	NEUTRAL	0- 0	0- 0	1- 1				
3- 2	0- 0	0- 0	CONFERENCE	0- 2	0- 0	3- 0				
1- 1	0- 0	0- 0	HOME	0- 1	0- 0	1- 0				
2- 1	0- 0	0- 0	AWAY	0- 1	0- 0	2- 0				
0- 0	0- 0	0- 0	NEUTRAL	0- 0	0- 0	0- 0				

RPI	S	Opponent	Score	RPI	S	Opponent	Score	RPI	S	Opponent	Score	RPI	S	Opponent	Score	Team's RPI: 203
48	N	Houston	64 72	86	A	Elon	71 78	101	H	Harvard	69 79	139	A	New Hampshire	50 65	
				87	H	James Madison	57 60	161	H	Providence	95 98	183	A	Boston U.	73 74	
								184	H	Marist	78 72	228	H	Col. of Charleston	59 37	
								247	N	Illinois St.	55 65	250	N	New Mexico St.	65 64	
								268	A	UNCW	54 47	272	H	Fairfield	63 43	
								279	A	Towson	70 61	290	A	Massachusetts	64 54	
								322	A	Vermont	71 66					
LAST 12 Division I GAMES:																
279	A	Towson	70 61	228	H	Col. of Charleston	59 37									
247	N	Illinois St.	55 65	86	A	Elon	71 78									
250	N	New Mexico St.	65 64	268	A	UNCW	54 47									
322	A	Vermont	71 66	87	H	James Madison	57 60									
101	H	Harvard	69 79	48	N	Houston	64 72									
139	A	New Hampshire	50 65	290	A	Massachusetts	64 54									

Non-Div I Games:

Northeastern

Average RPI Win: 198

WON-LOST

WINNING

LAST 10

STRENGTH OF

OPP. STRENGTH

TEAM

ADJ.

CONF.

ADJ CONF.

Average RPI Loss: 217

RECORD

PCT. RANK

GAMES

SCHEDULE

OF SCHEDULE

RPI

RPI

RPI

RPI

DIV. I ONLY	3- 12	299	2- 8	262	324	324	324	19	19
DIV. I NON-CONF.	2- 8	290	1- 5	281	316	335	335	15	15
-----									
TOTALS	RPI 1-25	RPI 26-50	W-L RECORDS	RPI 51-100	RPI 101-150	RPI 150+			
3- 12	0- 0	0- 0	OVERALL	0- 0	1- 1	2- 11			
2- 6	0- 0	0- 0	HOME	0- 0	1- 1	1- 5			
0- 6	0- 0	0- 0	AWAY	0- 0	0- 0	0- 6			
1- 0	0- 0	0- 0	NEUTRAL	0- 0	0- 0	1- 0			
2- 8	0- 0	0- 0	NON-CONFERENCE	0- 0	0- 1	2- 7			
1- 4	0- 0	0- 0	HOME	0- 0	0- 1	1- 3			
0- 4	0- 0	0- 0	AWAY	0- 0	0- 0	0- 4			
1- 0	0- 0	0- 0	NEUTRAL	0- 0	0- 0	1- 0			
1- 4	0- 0	0- 0	CONFERENCE	0- 0	1- 0	0- 4			
1- 2	0- 0	0- 0	HOME	0- 0	1- 0	0- 2			
0- 2	0- 0	0- 0	AWAY	0- 0	0- 0	0- 2			
0- 0	0- 0	0- 0	NEUTRAL	0- 0	0- 0	0- 0			

RPI 1-25				RPI 26-50				RPI 51-100				RPI 101+ Team' s RPI : 324			
RPI	S	Opponent	Score	RPI	S	Opponent	Score	RPI	S	Opponent	Score	RPI	S	Opponent	Score
												123	H	Rice	83 88
												132	H	Weber St.	76 75
												153	H	Idaho St.	55 75
												177	N	Boise St.	62 60
												193	H	Cal Poly	73 89
												211	H	UC Santa Barbara	93 96
												212	A	Denver	73 80
												217	A	Hawai i	68 84
												227	A	Montana St.	39 81
												235	A	CSUN	69 78
												239	A	Montana	62 70
												242	H	Grand Canyon	54 72
												261	A	Youngstown St.	67 69
												286	H	Ari zona	84 66
												295	H	Southern Utah	57 60
LAST 12 Di vi si on I GAMES:															
239	A	Montana	62 70	295	H	Southern Utah	57 60								
235	A	CSUN	69 78	153	H	Idaho St.	55 75								
261	A	Youngstown St.	67 69	132	H	Weber St.	76 75								
242	H	Grand Canyon	54 72	227	A	Montana St.	39 81								
193	H	Cal Poly	73 89	212	A	Denver	73 80								
286	H	Ari zona	84 66	177	N	Boise St.	62 60								

Non-Div I Games: Antelope Valley 104 49

Northern Ariz.

■ Loss, 
 ■ Non-Conf, 
 ■ Site, 
 ■ Home 
 ■ Away 
 N Neutral

Average RPI Win: 167

Average RPI Loss: 103

WON-LOST  
RECORDWINNING  
PCT. RANKLAST 10  
GAMESSTRENGTH OF  
SCHEDULEOPP. STRENGTH  
OF SCHEDULETEAM  
RPIADJ.  
RPICONF.  
RPIADJ CONF.  
RPI

DIV. I ONLY	13- 4	43	8- 2	64	165	38	38	19	19
DIV. I NON-CONF.	8- 3	65	4- 2	46	80	33	33	15	15
<hr/>									
TOTALS	RPI 1-25	RPI 26-50	W-L RECORDS	RPI 51-100	RPI 101-150	RPI 150+			
13- 4	0- 0	2- 1	OVERALL	0- 1	3- 1	8- 1			
6- 1	0- 0	1- 0	HOME	0- 0	2- 0	3- 1			
6- 3	0- 0	1- 1	AWAY	0- 1	0- 1	5- 0			
1- 0	0- 0	0- 0	NEUTRAL	0- 0	1- 0	0- 0			
8- 3	0- 0	2- 1	NON-CONFERENCE	0- 1	3- 0	3- 1			
4- 1	0- 0	1- 0	HOME	0- 0	2- 0	1- 1			
3- 2	0- 0	1- 1	AWAY	0- 1	0- 0	2- 0			
1- 0	0- 0	0- 0	NEUTRAL	0- 0	1- 0	0- 0			
5- 1	0- 0	0- 0	CONFERENCE	0- 0	0- 1	5- 0			
2- 0	0- 0	0- 0	HOME	0- 0	0- 0	2- 0			
3- 1	0- 0	0- 0	AWAY	0- 0	0- 1	3- 0			
0- 0	0- 0	0- 0	NEUTRAL	0- 0	0- 0	0- 0			

RPI	S	Opponent	Score	RPI	S	Opponent	Score	RPI	S	Opponent	Score	RPI	S	Opponent	Score
26	A	DePaul	94 88	43	A	Quinnipiac	49 60	49	H	LSU	58 50	62	A	Fordham	33 48
128	N	Liberty	65 57	130	H	BYU	79 74	132	A	Weber St.	73 82	146	H	Pacific	80 55
153	A	Idaho St.	63 57	174	H	Colorado St.	44 55	180	H	San Francisco	73 60	198	A	Idaho	78 72
201	A	Eastern Wash.	70 65	212	A	Denver	71 63	227	H	Montana St.	82 69	239	H	Montana	68 50
278	A	UMKC	88 73	174	H	Colorado St.	44 55	146	H	Pacific	80 55	62	A	Fordham	33 48
LAST 12 Division I GAMES:															
198	A	Idaho	78 72	153	A	Idaho St.	63 57	132	A	Weber St.	73 82	239	H	Montana	68 50
201	A	Eastern Wash.	70 65	227	H	Montana St.	82 69	130	H	BYU	79 74	62	A	Fordham	33 48

Non-Div I Games:

Northern Colo.

■ Loss, 
 ■ Non-Conf, 
 ■ S Site, 
 ■ Home 
 ■ A Away 
 N Neutral

Average RPI Win:	211	WON-LOST	WINNING	LAST 10	STRENGTH OF	OPP. STRENGTH	TEAM	ADJ.	CONF.	ADJ CONF.
Average RPI Loss:	76	RECORD	PCT. RANK	GAMES	SCHEDULE	OF SCHEDULE	RPI	RPI	RPI	RPI
DIV. I ONLY	10- 6	107	6- 4	215	117	107	107	7	7	
DIV. I NON-CONF.	8- 3	65	5- 2	308	154	133	133	8	8	
-----										
TOTALS	RPI 1-25	RPI 26-50	W-L RECORDS	RPI 51-100	RPI 101-150	RPI 150+				
10- 6	0- 1	1- 1	OVERALL	0- 2	2- 2	7- 0				
5- 0	0- 0	1- 0	HOME	0- 0	2- 0	2- 0				
4- 4	0- 0	0- 0	AWAY	0- 0	0- 0	4- 0				
1- 2	0- 0	0- 1	NEUTRAL	0- 0	0- 1	1- 0				
8- 3	0- 1	0- 1	NON-CONFERENCE	0- 0	1- 1	7- 0				
3- 0	0- 0	0- 0	HOME	0- 0	1- 0	2- 0				
4- 1	0- 1	0- 0	AWAY	0- 0	0- 0	4- 0				
1- 2	0- 0	0- 1	NEUTRAL	0- 0	0- 1	1- 0				
2- 3	0- 0	1- 0	CONFERENCE	0- 2	1- 1	0- 0				
2- 0	0- 0	1- 0	HOME	0- 0	1- 0	0- 0				
0- 3	0- 0	0- 0	AWAY	0- 2	0- 1	0- 0				
0- 0	0- 0	0- 0	NEUTRAL	0- 0	0- 0	0- 0				

RPI 1-25				RPI 26-50				RPI 51-100				RPI 101+ Team's RPI: 107			
RPI	S	Opponent	Score	RPI	S	Opponent	Score	RPI	S	Opponent	Score	RPI	S	Opponent	Score
25	A	Iowa	80 105	29	H	Buffal o	86 84	67	A	Toledo	60 63	115	H	Western Ill.	96 94
				50	N	Al bany (NY)	91 97	79	A	Western Mi ch.	83 88	117	N	Lamar Universi ty	80 90
												118	H	Kent St.	81 79
												120	A	Mi ami (OH)	65 67
												164	A	SIUE	86 75
												175	H	Bradley	76 52
												263	N	Sacramento St.	84 75
												280	H	Loyol a Chi cago	80 71
												296	A	UTSA	69 55
												333	A	Chi cago St.	80 59
												335	A	Eastern Ill.	93 64
LAST 12 Division I GAMES:															
120	A	Mi ami (OH)	65 67	67	A	Toledo	60 63								
50	N	Al bany (NY)	91 97	79	A	Western Mi ch.	83 88								
263	N	Sacramento St.	84 75	29	H	Buffal o	86 84								
164	A	SIUE	86 75	118	H	Kent St.	81 79								
280	H	Loyol a Chi cago	80 71	117	N	Lamar Universi ty	80 90								
175	H	Bradley	76 52	296	A	UTSA	69 55								

Non-Div I Games:

Northern Ill.

Average RPI Win: 147

Average RPI Loss: 161

WON-LOST  
RECORDWINNING  
PCT. RANKLAST 10  
GAMESSTRENGTH OF  
SCHEDULEOPP. STRENGTH  
OF SCHEDULETEAM  
RPIADJ.  
RPICONF.  
RPIADJ CONF.  
RPIDIV. I ONLY  
DIV. I NON-CONF.3- 12  
1- 9299  
3183- 7  
1- 5145  
219196  
258262  
316262  
31611  
1011  
10

TOTALS

RPI 1-25

RPI 26-50

W-L RECORDS

RPI 51-100

RPI 101-150

RPI 150+

3- 12

1- 0

0- 0

OVERALL

0- 3

1- 4

1- 5

1- 6

1- 0

0- 0

HOME

0- 3

0- 2

0- 1

2- 5

0- 0

0- 0

AWAY

0- 0

1- 1

1- 4

0- 1

0- 0

0- 0

NEUTRAL

0- 0

0- 1

0- 0

1- 9

0- 0

0- 0

NON-CONFERENCE

0- 1

1- 4

0- 4

0- 4

0- 0

0- 0

HOME

0- 1

0- 2

0- 1

1- 4

0- 0

0- 0

AWAY

0- 0

1- 1

0- 3

0- 1

0- 0

0- 0

NEUTRAL

0- 0

0- 1

0- 0

2- 3

1- 0

0- 0

CONFERENCE

0- 2

0- 0

1- 1

1- 2

1- 0

0- 0

HOME

0- 2

0- 0

0- 0

1- 1

0- 0

0- 0

AWAY

0- 0

0- 0

1- 1

0- 0

0- 0

0- 0

NEUTRAL

0- 0

0- 0

0- 0

RPI 1-25

RPI 26-50

RPI 51-100

RPI 101+

Team's RPI: 262

RPI	S	Opponent	Score
12	H	Green Bay	62 54

RPI	S	Opponent	Score
-----	---	----------	-------

RPI	S	Opponent	Score
75	H	Indiana	56 67
84	H	Wright St.	63 68
92	H	Milwaukee	49 52

RPI	S	Opponent	Score
111	N	Jacksonville	49 61
118	H	Kent St.	54 59
143	A	ETSU	57 45
144	H	Robert Morris	50 59
149	A	Stetson	56 67
154	A	Oakland	53 79
205	A	North Florida	50 58
237	H	Austin Peay	52 53
247	A	Illinois St.	37 49
287	A	Detroit Mercy	78 67
314	A	Murray St.	87 98

LAST 12 Division I GAMES:

92	H	Milwaukee	49	52	84	H	Wright St.	63	68
143	A	ETSU	57	45	154	A	Oakland	53	79
111	N	Jacksonville	49	61	287	A	Detroit Mercy	78	67
205	A	North Florida	50	58	12	H	Green Bay	62	54
75	H	Indiana	56	67	149	A	Stetson	56	67
237	H	Austin Peay	52	53	144	H	Robert Morris	50	59

Northern Ky.

Northern Ky.

Non-Div I Games: Oakland City 103 25

Northern Ky.

## Northwestern

Through Games Of Jan. 14, 2018

Average RPI Win:	223	WON-LOST	WINNING	LAST 10	STRENGTH OF	OPP. STRENGTH	TEAM	ADJ.	CONF.	ADJ CONF.
Average RPI Loss:	70	RECORD	PCT. RANK	GAMES	SCHEDULE	OF SCHEDULE	RPI	RPI	RPI	RPI
DIV. I ONLY	9- 10	185	4- 6	124	87	168	168	3	3	
DIV. I NON-CONF.	7- 7	170	2- 5	174	113	184	184	4	4	
-----										
TOTALS	RPI 1-25	RPI 26-50	W-L RECORDS	RPI 51-100	RPI 101-150	RPI 150+				
9- 10	0- 2	0- 2	OVERALL	0- 4	2- 1	7- 1				
5- 5	0- 1	0- 1	HOME	0- 3	0- 0	5- 0				
3- 3	0- 0	0- 1	AWAY	0- 0	1- 0	2- 0				
1- 2	0- 0	0- 0	NEUTRAL	0- 1	1- 0	0- 1				
7- 7	0- 2	0- 1	NON-CONFERENCE	0- 2	1- 1	6- 1				
4- 3	0- 1	0- 1	HOME	0- 1	0- 0	4- 0				
2- 2	0- 1	0- 0	AWAY	0- 0	0- 1	2- 0				
1- 2	0- 0	0- 0	NEUTRAL	0- 1	1- 0	0- 1				
2- 3	0- 0	0- 1	CONFERENCE	0- 2	1- 0	1- 0				
1- 2	0- 0	0- 0	HOME	0- 2	0- 0	1- 0				
1- 1	0- 0	0- 1	AWAY	0- 0	1- 0	0- 0				
0- 0	0- 0	0- 0	NEUTRAL	0- 0	0- 0	0- 0				

RPI 1-25				RPI 26-50				RPI 51-100				RPI 101+ Team's RPI: 168			
RPI	S	Opponent	Score	RPI	S	Opponent	Score	RPI	S	Opponent	Score	RPI	S	Opponent	Score
12	H	Green Bay	57 63	26	H	DePaul	63 92	53	H	Minnesota	63 90	109	N	Auburn	49 48
20	A	Syracuse	74 81	33	A	Michigan St.	51 81	81	H	Nebraska	59 69	116	A	Missouri St.	59 90
								92	H	Milwaukee	57 66	141	A	Illinois	74 59
								95	N	Chattanooga	44 61	154	H	Oakland	88 70
												169	N	Georgetown	54 55
												190	H	Wisconsin	69 60
												236	H	Stony Brook	68 36
												251	A	UT Martin	71 63
												258	H	Santa Clara	57 47
												333	A	Chicago St.	63 36
												335	H	Eastern Ill.	74 40
LAST 12 Division I GAMES:															
53	H	Minnesota	63 90	190	H	Wisconsin	69 60	81	H	Nebraska	59 69				
335	H	Eastern Ill.	74 40	33	A	Michigan St.	51 81	141	A	Illinois	74 59				
12	H	Green Bay	57 63	92	H	Milwaukee	57 66	20	A	Syracuse	74 81				
116	A	Missouri St.	59 90												
26	H	DePaul	63 92												
236	H	Stony Brook	68 36												

Non-Div I Games:

Northwestern

Loss, 
Non-Conf, S Site, H Home
A Away
N Neutral

Average RPI Win:	337	WON-LOST	WINNING	LAST 10	STRENGTH OF	OPP. STRENGTH	TEAM	ADJ.	CONF.	ADJ CONF.
Average RPI Loss:	177	RECORD	PCT. RANK	GAMES	SCHEDULE	OF SCHEDULE	RPI	RPI	RPI	RPI
DIV. I ONLY	1- 11	335	1- 8	144	334	302	302	27	27	
DIV. I NON-CONF.	1- 6	307	1- 4	83	170	237	237	26	26	
-----										
TOTALS	RPI 1-25	RPI 26-50	W-L RECORDS	RPI 51-100	RPI 101-150	RPI 150+				
1- 11	0- 1	0- 0	OVERALL	0- 3	0- 0	1- 7				
0- 4	0- 0	0- 0	HOME	0- 0	0- 0	0- 4				
1- 6	0- 0	0- 0	AWAY	0- 1	0- 0	1- 0				
0- 1	0- 0	0- 0	NEUTRAL	0- 0	0- 0	0- 1				
1- 6	0- 1	0- 0	NON-CONFERENCE	0- 3	0- 0	1- 2				
0- 1	0- 0	0- 0	HOME	0- 0	0- 0	0- 1				
1- 4	0- 1	0- 0	AWAY	0- 3	0- 0	1- 0				
0- 1	0- 0	0- 0	NEUTRAL	0- 0	0- 0	0- 1				
0- 5	0- 0	0- 0	CONFERENCE	0- 0	0- 0	0- 5				
0- 3	0- 0	0- 0	HOME	0- 0	0- 0	0- 3				
0- 2	0- 0	0- 0	AWAY	0- 0	0- 0	0- 2				
0- 0	0- 0	0- 0	NEUTRAL	0- 0	0- 0	0- 0				

RPI 1-25				RPI 26-50				RPI 51-100				RPI 101+ Team's RPI: 302			
RPI	S	Opponent	Score	RPI	S	Opponent	Score	RPI	S	Opponent	Score	RPI	S	Opponent	Score
8	A	Texas	44 68					59	A	Oklahoma St.	44 78	178	H	SFA	62 70
								70	A	TCU	51 89	208	H	Southern Miss.	59 71
								96	A	Ole Miss	44 75	244	A	Abilene Christian	41 80
												245	H	Nicholls St.	63 79
												271	N	Texas Southern	43 56
												277	H	A&M-Corpus Christi	56 62
												289	A	McNeese	67 72
												337	A	La. -Monroe	70 48
-----															
LAST 12 Division I GAMES:															
245	H	Nicholls St.	63 79	244	A	Abilene Christian	41 80								
70	A	TCU	51 89	178	H	SFA	62 70								
8	A	Texas	44 68	277	H	A&M-Corpus Christi	56 62								
271	N	Texas Southern	43 56	289	A	McNeese	67 72								
337	A	La. -Monroe	70 48	59	A	Oklahoma St.	44 78								
208	H	Southern Miss.	59 71	96	A	Ole Miss	44 75								

Non-Div I Games: LeTourneau 82 39 LSU-Shreveport 62 42 LSU-Alexandria 85 55 Central Baptist 87 22 Northwestern St.



Average RPI	Win:	79	WON-LOST	WINNING	LAST 10	STRENGTH OF	OPP. STRENGTH	TEAM	ADJ.	CONF.	ADJ CONF.
Average RPI	Loss:	3	RECORD	PCT. RANK	GAMES	SCHEDULE	OF SCHEDULE	RPI	RPI	RPI	RPI
DIV. I ONLY		16- 2		7	9- 1	1	7	2	2	1	1
DIV. I NON-CONF.		11- 1		13	5- 1	2	6	2	2	1	1
-----											
TOTALS	RPI 1-25		RPI 26-50		W-L RECORDS	RPI 51-100		RPI 101-150		RPI 150+	
16- 2	4- 2		4- 0		OVERALL	3- 0		2- 0		3- 0	
7- 0	2- 0		2- 0		HOME	1- 0		0- 0		2- 0	
6- 2	0- 2		2- 0		AWAY	2- 0		1- 0		1- 0	
3- 0	2- 0		0- 0		NEUTRAL	0- 0		1- 0		0- 0	
11- 1	3- 1		4- 0		NON-CONFERENCE	1- 0		1- 0		2- 0	
4- 0	1- 0		2- 0		HOME	0- 0		0- 0		1- 0	
4- 1	0- 1		2- 0		AWAY	1- 0		0- 0		1- 0	
3- 0	2- 0		0- 0		NEUTRAL	0- 0		1- 0		0- 0	
5- 1	1- 1		0- 0		CONFERENCE	2- 0		1- 0		1- 0	
3- 0	1- 0		0- 0		HOME	1- 0		0- 0		1- 0	
2- 1	0- 1		0- 0		AWAY	1- 0		1- 0		0- 0	
0- 0	0- 0		0- 0		NEUTRAL	0- 0		0- 0		0- 0	

RPI	S	Opponent	Score	RPI	S	Opponent	Score	RPI	S	Opponent	Score	RPI	S	Opponent	Score
1	A	UConn	71 80	26	H	DePaul	91 82	66	A	Georgia Tech	77 54	103	A	Wake Forest	96 73
4	A	Louisville	67 100	33	H	Michigan St.	90 59	73	A	Oregon St.	72 67	143	N	ETSU	77 46
14	N	South Carolina	92 85	35	A	Michigan	83 63	76	H	Miami (FL)	83 76	162	A	Penn	66 54
18	H	Marquette	91 85	46	A	Western Ky.	78 65					171	H	Boston College	89 60
20	H	Syracuse	87 72									253	H	Mt. St. Mary's	121 65
22	N	South Fla.	76 66												
-----															
LAST 12 Division I GAMES:															
103	A	Wake Forest	96 73	171	H	Boston College	89 60								
20	H	Syracuse	87 72	4	A	Louisville	67 100								
18	H	Marquette	91 85	66	A	Georgia Tech	77 54								
26	H	DePaul	91 82	76	H	Miami (FL)	83 76								
162	A	Penn	66 54	1	A	UConn	71 80								
33	H	Michigan St.	90 59	35	A	Michigan	83 63								

Non-Div I Games:

Notre Dame

Average RPI Win:	283	WON-LOST	WINNING	LAST 10	STRENGTH OF	OPP. STRENGTH	TEAM	ADJ.	CONF.	ADJ CONF.
Average RPI Loss:	80	RECORD	PCT. RANK	GAMES	SCHEDULE	OF SCHEDULE	RPI	RPI	RPI	RPI
DIV. I ONLY	9- 7	134	6- 3	236	208	154	154	11	11	
DIV. I NON-CONF.	6- 4	121	4- 1	279	176	160	160	10	10	
-----										
TOTALS	RPI 1-25	RPI 26-50	W-L RECORDS	RPI 51-100	RPI 101-150	RPI 150+				
9- 7	0- 0	0- 3	OVERALL	0- 2	0- 1	9- 1				
3- 2	0- 0	0- 1	HOME	0- 1	0- 0	3- 0				
4- 5	0- 0	0- 2	AWAY	0- 1	0- 1	4- 1				
2- 0	0- 0	0- 0	NEUTRAL	0- 0	0- 0	2- 0				
6- 4	0- 0	0- 3	NON-CONFERENCE	0- 0	0- 0	6- 1				
2- 1	0- 0	0- 1	HOME	0- 0	0- 0	2- 0				
2- 3	0- 0	0- 2	AWAY	0- 0	0- 0	2- 1				
2- 0	0- 0	0- 0	NEUTRAL	0- 0	0- 0	2- 0				
3- 3	0- 0	0- 0	CONFERENCE	0- 2	0- 1	3- 0				
1- 1	0- 0	0- 0	HOME	0- 1	0- 0	1- 0				
2- 2	0- 0	0- 0	AWAY	0- 1	0- 1	2- 0				
0- 0	0- 0	0- 0	NEUTRAL	0- 0	0- 0	0- 0				

RPI	S	Opponent	Score	RPI	S	Opponent	Score	RPI	S	Opponent	Score	RPI	S	Opponent	Score	Team's RPI: 154
33	A	Michigan St.	63 95	84	H	Wright St.	57 77	106	A	Cleveland St.	62 70	168	A	Northwestern	70 88	
35	A	Michigan	69 78	88	A	IUPUI	64 80	199	H	Niagara	67 59	247	H	Illinois St.	64 43	
45	H	Central Mich.	85 103					261	A	Youngstown St.	58 48	262	H	Northern Ky.	79 53	
								284	A	Cornell	79 77	316	A	Canisius	83 48	
								317	N	Old Dominion	80 59	326	N	Ark.-Pine Bluff	69 37	
								334	A	Ill.-Chicago	67 63					
-----																
LAST 12 Division I GAMES:																
261	A	Youngstown St.	58 48	88	A	IUPUI	64 80	334	A	Ill.-Chicago	67 63	262	H	Northern Ky.	79 53	
106	A	Cleveland St.	62 70	84	H	Wright St.	57 77	316	A	Canisius	83 48	35	A	Michigan	69 78	
326	N	Ark.-Pine Bluff	69 37													
317	N	Old Dominion	80 59													
284	A	Cornell	79 77													
45	H	Central Mich.	85 103													

Non-Div I Games: Mich.-Dearborn 104 44

Oakland

Average RPI Win:	175	WON-LOST	WINNING	LAST 10	STRENGTH OF	OPP. STRENGTH	TEAM	ADJ.	CONF.	ADJ CONF.
Average RPI Loss:	79	RECORD	PCT. RANK	GAMES	SCHEDULE	OF SCHEDULE	RPI	RPI	RPI	RPI
DIV. I ONLY	8- 7	148	5- 5	35	123	85	85	7	7	
DIV. I NON-CONF.	5- 5	170	3- 4	56	195	109	109	8	8	
-----										
TOTALS	RPI 1-25	RPI 26-50	W-L RECORDS	RPI 51-100	RPI 101-150	RPI 150+				
8- 7	0- 0	1- 3	OVERALL	2- 2	1- 1	4- 1				
4- 2	0- 0	0- 1	HOME	1- 1	1- 0	2- 0				
4- 3	0- 0	1- 0	AWAY	1- 0	0- 0	2- 0				
0- 2	0- 0	0- 1	NEUTRAL	0- 0	0- 0	0- 1				
5- 5	0- 0	1- 2	NON-CONFERENCE	0- 1	1- 1	3- 1				
2- 2	0- 0	0- 1	HOME	0- 1	1- 0	1- 0				
3- 1	0- 0	1- 0	AWAY	0- 0	0- 1	2- 0				
0- 2	0- 0	0- 1	NEUTRAL	0- 0	0- 0	0- 1				
3- 2	0- 0	0- 1	CONFERENCE	2- 1	0- 0	1- 0				
2- 0	0- 0	0- 0	HOME	1- 0	0- 0	1- 0				
1- 2	0- 0	0- 1	AWAY	1- 1	0- 0	0- 0				
0- 0	0- 0	0- 0	NEUTRAL	0- 0	0- 0	0- 0				

RPI 1-25				RPI 26-50				RPI 51-100				Team's RPI: 85				RPI 101+			
RPI	S	Opponent	Score	RPI	S	Opponent	Score	RPI	S	Opponent	Score	RPI	S	Opponent	Score	RPI	S	Opponent	Score
				35	H	Michigan	61 74	67	A	Toledo	57 75	106	A	Cleveland St.	64 71				
				41	A	Purdue	77 71	67	H	Toledo	78 61	112	H	High Point	64 61				
				44	N	Virginia	59 77	79	A	Western Mich.	69 54	167	N	Furman	68 70				
				45	A	Central Mich.	58 82	88	H	IUPUI	52 76	229	H	Akron	70 67				
												255	H	N.C. A&T	72 65				
												297	A	Eastern Ky.	69 57				
												318	A	Marshall	54 52				
-----																			
Team's RPI: 85																			
LAST 12 Division I GAMES:																			
				67	H	Toledo	78 61	79	A	Western Mich.	69 54								
				255	H	N.C. A&T	72 65	67	A	Toledo	57 75								
				44	N	Virginia	59 77	229	H	Akron	70 67								
				167	N	Furman	68 70	45	A	Central Mich.	58 82								
				41	A	Purdue	77 71	88	H	IUPUI	52 76								
				106	A	Cleveland St.	64 71	297	A	Eastern Ky.	69 57								

Non-Div I Games: Notre Dame (OH) 93 37

Ohio

Average RPI	Win:	93	WON-LOST	WINNING	LAST 10	STRENGTH OF	OPP. STRENGTH	TEAM	ADJ.	CONF.	ADJ CONF.
Average RPI	Loss:	12	RECORD	PCT. RANK	GAMES	SCHEDULE	OF SCHEDULE	RPI	RPI	RPI	RPI
DIV. I ONLY		16- 2		7	9- 1	11	2	5	5	3	3
DIV. I NON-CONF.		11- 2		24	6- 1	13	3	9	9	4	4
-----											
TOTALS	RPI 1-25		RPI 26-50		W-L RECORDS		RPI 51-100		RPI 101-150		RPI 150+
16- 2	0- 2		5- 0		OVERALL		6- 0		1- 0		4- 0
8- 1	0- 1		2- 0		HOME		4- 0		1- 0		1- 0
5- 1	0- 1		1- 0		AWAY		2- 0		0- 0		2- 0
3- 0	0- 0		2- 0		NEUTRAL		0- 0		0- 0		1- 0
11- 2	0- 2		4- 0		NON-CONFERENCE		2- 0		1- 0		4- 0
6- 1	0- 1		2- 0		HOME		2- 0		1- 0		1- 0
2- 1	0- 1		0- 0		AWAY		0- 0		0- 0		2- 0
3- 0	0- 0		2- 0		NEUTRAL		0- 0		0- 0		1- 0
5- 0	0- 0		1- 0		CONFERENCE		4- 0		0- 0		0- 0
2- 0	0- 0		0- 0		HOME		2- 0		0- 0		0- 0
3- 0	0- 0		1- 0		AWAY		2- 0		0- 0		0- 0
0- 0	0- 0		0- 0		NEUTRAL		0- 0		0- 0		0- 0

RPI	S	Opponent	Score	RPI	S	Opponent	Score	RPI	S	Opponent	Score	RPI	S	Opponent	Score
4	H	Louisville	90 95	28	N	FGCU	104 62	53	H	Minnesota	91 75	122	H	Washington	85 76
19	A	Duke	60 69	30	H	Stanford	85 64	75	A	Indiana	77 62	152	A	Cincinnati	87 76
				30	N	Stanford	94 82	75	H	Indiana	85 70	157	N	Memphis	100 69
				35	A	Michigan	78 71	81	A	Nebraska	73 61	198	H	Idaho	99 56
				43	H	Quinnipiac	95 63	93	H	Maine	83 70	209	A	Florida	103 77
								99	H	Dartmouth	103 70				
LAST 12 Division I GAMES:															
				81	A	Nebraska	73 61	75	A	Indiana	77 62				
				152	A	Cincinnati	87 76	35	A	Michigan	78 71				
				99	H	Dartmouth	103 70	53	H	Minnesota	91 75				
				209	A	Florida	103 77	75	H	Indiana	85 70				
				93	H	Maine	83 70	30	N	Stanford	94 82				
				19	A	Duke	60 69	28	N	FGCU	104 62				

Non-Div I Games:

Ohio St.

Average RPI Loss: 55

DIV. I ONLY	8- 9	187	5- 5	3	26	36	36	5	5
DIV. I NON-CONF.	5- 6	187	2- 4	3	9	31	31	6	6
TOTALS	RPI 1-25	RPI 26-50	W-L RECORDS	RPI 51-100	RPI 101-150	RPI 150+			
8- 9	1- 4	1- 2	OVERALL	2- 1	0- 1	4- 1			
5- 3	1- 2	1- 0	HOME	2- 0	0- 0	1- 1			
3- 5	0- 1	0- 2	AWAY	0- 1	0- 1	3- 0			
0- 1	0- 1	0- 0	NEUTRAL	0- 0	0- 0	0- 0			
5- 6	1- 2	1- 2	NON-CONFERENCE	1- 0	0- 1	2- 1			
4- 1	1- 0	1- 0	HOME	1- 0	0- 0	1- 1			
1- 4	0- 1	0- 2	AWAY	0- 0	0- 1	1- 0			
0- 1	0- 1	0- 0	NEUTRAL	0- 0	0- 0	0- 0			
3- 3	0- 2	0- 0	CONFERENCE	1- 1	0- 0	2- 0			
1- 2	0- 2	0- 0	HOME	1- 0	0- 0	0- 0			
2- 1	0- 0	0- 0	AWAY	0- 1	0- 0	2- 0			
0- 0	0- 0	0- 0	NEUTRAL	0- 0	0- 0	0- 0			

RPI 1-25					
RPI	S	Opponent	Score		
1	N	UConn	64	88	
7	A	Oregon	74	92	
8	H	Texas	78	88	
17	H	Baylor	52	74	
22	H	South Fla.	79	74	

Team's RPI : 36					
RPI 26-50					
RPI	S	Opponent	Score		
26	A	DePaul	108	111	
39	A	South Dakota St.	61	67	
42	H	New Mexico	105	63	

RPI 51-100					
RPI	S	Opponent	Score		
59	A	Oklahoma St.	82	96	
70	H	TCU	84	71	
71	H	Belmont	96	73	

RPI 101+					
RPI	S	Opponent	Score		
129	A	Little Rock	56	68	
160	A	Iowa St.	74	69	
174	A	Colorado St.	78	46	
191	H	SMU	87	75	
209	H	Florida	61	80	
254	A	Texas Tech	73	52	

LAST 12 Division I GAMES:					
160	A	Iowa St.	74	69	
8	H	Texas	78	88	
1	N	UConn	64	88	
42	H	New Mexico	105	63	
22	H	South Fla.	79	74	
39	A	South Dakota St.	61	67	
17	H	Baylor	52	74	
254	A	Texas Tech	73	52	
59	A	Oklahoma St.	82	96	
70	H	TCU	84	71	
209	H	Florida	61	80	
129	A	Little Rock	56	68	

### Non-Div I Games:

0kl ahoma

Average RPI Win:	200	WON-LOST	WINNING	LAST 10	STRENGTH OF	OPP. STRENGTH	TEAM	ADJ.	CONF.	ADJ CONF.
Average RPI Loss:	19	RECORD	PCT. RANK	GAMES	SCHEDULE	OF SCHEDULE	RPI	RPI	RPI	RPI
DIV. I ONLY	12- 4	50	7- 3	121	32	59	59	5	5	
DIV. I NON-CONF.	9- 2	35	5- 2	200	106	70	70	6	6	
-----										
TOTALS	RPI 1-25	RPI 26-50	W-L RECORDS	RPI 51-100	RPI 101-150	RPI 150+				
12- 4	1- 3	1- 0	OVERALL	1- 1	1- 0	8- 0				
10- 0	1- 0	1- 0	HOME	1- 0	0- 0	7- 0				
1- 3	0- 2	0- 0	AWAY	0- 1	0- 0	1- 0				
1- 1	0- 1	0- 0	NEUTRAL	0- 0	1- 0	0- 0				
9- 2	1- 2	0- 0	NON-CONFERENCE	0- 0	1- 0	7- 0				
8- 0	1- 0	0- 0	HOME	0- 0	0- 0	7- 0				
0- 1	0- 1	0- 0	AWAY	0- 0	0- 0	0- 0				
1- 1	0- 1	0- 0	NEUTRAL	0- 0	1- 0	0- 0				
3- 2	0- 1	1- 0	CONFERENCE	1- 1	0- 0	1- 0				
2- 0	0- 0	1- 0	HOME	1- 0	0- 0	0- 0				
1- 2	0- 1	0- 0	AWAY	0- 1	0- 0	1- 0				
0- 0	0- 0	0- 0	NEUTRAL	0- 0	0- 0	0- 0				

RPI 1-25				RPI 26-50				RPI 51-100				Team's RPI : 59				RPI 101+			
RPI	S	Opponent	Score	RPI	S	Opponent	Score	RPI	S	Opponent	Score	RPI	S	Opponent	Score	RPI	S	Opponent	Score
3	A	Mississippi St.	76 79	36	H	Oklahoma	96 82	57	A	Kansas St.	64 80	108	N	South Dakota	76 68				
8	A	Texas	79 84					57	H	Kansas St.	76 68	185	H	Wichita St.	91 67				
9	N	Tennessee	69 79									214	H	Southern U.	94 66				
11	H	UCLA	87 72									254	A	Texas Tech	98 57				
												273	H	Incarnate Word	86 35				
												302	H	Northwestern St.	78 44				
												311	H	USC Upstate	108 71				
												313	H	UTRGV	80 38				
												337	H	La. -Monroe	112 58				
LAST 12 Division I GAMES:																			
254	A	Texas Tech	98 57	57	A	Kansas St.	64 80	36	H	Oklahoma	96 82	8	A	Texas	79 84				
337	H	La. -Monroe	112 58					57	H	Kansas St.	76 68	9	N	Tennessee	69 79				
311	H	USC Upstate	108 71					108	N	South Dakota	76 68								
11	H	UCLA	87 72																
3	A	Mississippi St.	76 79																
214	H	Southern U.	94 66																

Non-Div I Games:

Oklahoma St.

Average RPI Win:	331	WON-LOST	WINNING	LAST 10	STRENGTH OF	OPP. STRENGTH	TEAM	ADJ.	CONF.	ADJ CONF.
Average RPI Loss:	162	RECORD	PCT. RANK	GAMES	SCHEDULE	OF SCHEDULE	RPI	RPI	RPI	RPI
DIV. I ONLY	2- 15	328	1- 9	171	306	317	317	18	18	
DIV. I NON-CONF.	2- 11	305	2- 6	158	319	311	311	19	19	
-----										
TOTALS	RPI 1-25	RPI 26-50	W-L RECORDS	RPI 51-100	RPI 101-150	RPI 150+				
2- 15	0- 1	0- 1	OVERALL	0- 1	0- 4	2- 8				
2- 7	0- 1	0- 1	HOME	0- 1	0- 1	2- 3				
0- 5	0- 0	0- 0	AWAY	0- 0	0- 2	0- 3				
0- 3	0- 0	0- 0	NEUTRAL	0- 0	0- 1	0- 2				
2- 11	0- 1	0- 1	NON-CONFERENCE	0- 0	0- 4	2- 5				
2- 5	0- 1	0- 1	HOME	0- 0	0- 1	2- 2				
0- 3	0- 0	0- 0	AWAY	0- 0	0- 2	0- 1				
0- 3	0- 0	0- 0	NEUTRAL	0- 0	0- 1	0- 2				
0- 4	0- 0	0- 0	CONFERENCE	0- 1	0- 0	0- 3				
0- 2	0- 0	0- 0	HOME	0- 1	0- 0	0- 1				
0- 2	0- 0	0- 0	AWAY	0- 0	0- 0	0- 2				
0- 0	0- 0	0- 0	NEUTRAL	0- 0	0- 0	0- 0				

RPI 1-25				RPI 26-50				RPI 51-100				RPI 101+ Team's RPI: 317			
RPI	S	Opponent	Score	RPI	S	Opponent	Score	RPI	S	Opponent	Score	RPI	S	Opponent	Score
19	H	Duke	51 84	27	H	NC State	56 73	80	H	UAB	61 74	114	A	George Mason	53 66
												128	H	Liberty	55 63
												134	A	William & Mary	58 75
												148	N	Saint Francis (PA)	68 79
												152	H	Cincinnati	33 54
												154	N	Oakland	59 80
												195	H	Charlotte	60 63
												207	A	North Texas	46 63
												232	H	Richmond	45 54
												244	N	Abilene Christian	60 74
												296	A	UTSA	56 64
												306	A	VCU	39 68
												319	H	Coppin St.	75 67
												343	H	South Carolina St.	52 35
LAST 12 Division I GAMES:															
343	H	South Carolina St.	52 35	296	A	UTSA	56 64								
244	N	Abilene Christian	60 74	207	A	North Texas	46 63								
154	N	Oakland	59 80	195	H	Charlotte	60 63								
134	A	William & Mary	58 75	80	H	UAB	61 74								
306	A	VCU	39 68	319	H	Coppin St.	75 67								
152	H	Cincinnati	33 54	232	H	Richmond	45 54								

Non-Div I Games:

Old Domini on

O  
l  
e  
M  
i  
s  
s

Ole Miss				Through Games Of Jan. 14, 2018							
Average RPI	Win:	217	WON-LOST	WINNING	LAST 10	STRENGTH OF	OPP. STRENGTH	TEAM	ADJ.	CONF.	ADJ CONF.
Average RPI	Loss:	59	RECORD	PCT. RANK	GAMES	SCHEDULE	OF SCHEDULE	RPI	RPI	RPI	RPI
DIV. I ONLY			11- 6	90	5- 5	111	134	96	96	2	2
DIV. I NON-CONF.			10- 3	51	6- 2	223	242	90	90	2	2
-----											
TOTALS		RPI 1-25	RPI 26-50		W-L RECORDS		RPI 51-100		RPI 101-150		RPI 150+
11- 6		0- 3	0- 0		OVERALL		0- 1		2- 2		9- 0
9- 1		0- 1	0- 0		HOME		0- 0		2- 0		7- 0
1- 4		0- 0	0- 0		AWAY		0- 0		0- 0		1- 0
1- 1		0- 0	0- 0		NEUTRAL		0- 0		0- 1		1- 0
10- 3		0- 1	0- 0		NON-CONFERENCE		0- 0		2- 2		8- 0
8- 0		0- 0	0- 0		HOME		0- 0		2- 0		6- 0
1- 2		0- 1	0- 0		AWAY		0- 0		0- 1		1- 0
1- 1		0- 0	0- 0		NEUTRAL		0- 0		0- 1		1- 0
1- 3		0- 2	0- 0		CONFERENCE		0- 1		0- 0		1- 0
1- 1		0- 1	0- 0		HOME		0- 0		0- 0		1- 0
0- 2		0- 1	0- 0		AWAY		0- 1		0- 0		0- 0
0- 0		0- 0	0- 0		NEUTRAL		0- 0		0- 0		0- 0

RPI 1-25					RPI 26-50					RPI 51-100					Team's RPI: 96					RPI 101+				
RPI	S	Opponent	Score		RPI	S	Opponent	Score		RPI	S	Opponent	Score					RPI	S	Opponent	Score			
3	A	Mississippi St.	45	76						61	A	Arkansas	72	73				105	H	South Ala.	66	59		
7	A	Oregon	46	90														110	H	Middle Tenn.	65	56		
14	H	South Carolina	62	88														121	N	Saint Louis	64	79		
																		150	A	Portland St.	79	94		
																		158	A	Temple	64	48		
																		206	H	Arkansas St.	74	48		
																		208	H	Southern Miss.	68	59		
																		209	H	Florida	78	75		
																		226	H	Troy	96	93		
																		271	H	Texas Southern	73	58		
																		283	H	Kennesaw St.	92	63		
																		302	H	Northwestern St.	75	44		
																		312	N	Delaware St.	110	58		
LAST 12 Division I GAMES:																								
271	H	Texas Southern	73	58	3	A	Mississippi St.	45	76	209	H	Florida	78	75										
150	A	Portland St.	79	94	14	H	South Carolina	62	88	61	A	Arkansas	72	73										
7	A	Oregon	46	90						110	H	Middle Tenn.	65	56										
208	H	Southern Miss.	68	59	158	A	Temple	64	48															
105	H	South Ala.	66	59																				
206	H	Arkansas St.	74	48																				

O  
l  
e  
M  
i  
s  
s

Non-Div I Games:

Ole Miss



Average RPI Win:	262	WON-LOST	WINNING	LAST 10	STRENGTH OF	OPP. STRENGTH	TEAM	ADJ.	CONF.	ADJ CONF.
Average RPI Loss:	143	RECORD	PCT. RANK	GAMES	SCHEDULE	OF SCHEDULE	RPI	RPI	RPI	RPI
DIV. I ONLY	6- 8	217	2- 6	241	232	221	221	14	14	
DIV. I NON-CONF.	6- 4	121	4- 2	290	244	175	175	14	14	
-----										
TOTALS	RPI 1-25	RPI 26-50	W-L RECORDS	RPI 51-100	RPI 101-150	RPI 150+				
6- 8	0- 0	0- 1	OVERALL	0- 2	0- 1	6- 4				
3- 3	0- 0	0- 0	HOME	0- 1	0- 1	3- 1				
3- 5	0- 0	0- 1	AWAY	0- 1	0- 0	3- 3				
0- 0	0- 0	0- 0	NEUTRAL	0- 0	0- 0	0- 0				
6- 4	0- 0	0- 0	NON-CONFERENCE	0- 2	0- 0	6- 2				
3- 1	0- 0	0- 0	HOME	0- 1	0- 0	3- 0				
3- 3	0- 0	0- 0	AWAY	0- 1	0- 0	3- 2				
0- 0	0- 0	0- 0	NEUTRAL	0- 0	0- 0	0- 0				
0- 4	0- 0	0- 1	CONFERENCE	0- 0	0- 1	0- 2				
0- 2	0- 0	0- 0	HOME	0- 0	0- 1	0- 1				
0- 2	0- 0	0- 1	AWAY	0- 0	0- 0	0- 1				
0- 0	0- 0	0- 0	NEUTRAL	0- 0	0- 0	0- 0				

RPI S Opponent	Score	RPI S Opponent	Score	RPI S Opponent	Score	RPI S Opponent	Score	Team's RPI: 221
39 A South Dakota St.	64 89	55 H Creighton	51 72	57 A Kansas St.	60 81	115 H Western Ill.	51 90	
						175 A Bradley	56 69	
						188 H UNI	78 74	
						192 H Oral Roberts	53 82	
						220 A CSU Bakersfield	43 52	
						227 H Montana St.	64 53	
						235 A CSUN	68 60	
						274 A Wofford	64 60	
						294 A Fort Wayne	65 76	
						311 A USC Upstate	69 66	
						336 H Florida A&M	78 73	
-----								
LAST 12 Division I GAMES:								
235 A CSUN	68 60	115 H Western Ill.	51 90	294 A Fort Wayne	65 76			
220 A CSU Bakersfield	43 52	39 A South Dakota St.	64 89	192 H Oral Roberts	53 82			
55 H Creighton	51 72	336 H Florida A&M	78 73	227 H Montana St.	64 53			
188 H UNI	78 74							
274 A Wofford	64 60							
311 A USC Upstate	69 66							

Non-Div I Games: Graceland (IA) 96 69 St. Mary (NE) 81 58

Omaha

Loss, Non-Conf, S Site, H Home A Away N Neutral

Average RPI Win:	281	WON-LOST	WINNING	LAST 10	STRENGTH OF	OPP. STRENGTH	TEAM	ADJ.	CONF.	ADJ CONF.
Average RPI Loss:	93	RECORD	PCT. RANK	GAMES	SCHEDULE	OF SCHEDULE	RPI	RPI	RPI	RPI

DIV. I ONLY	10- 7	119	6- 4	319	184	192	192	14	14
DIV. I NON-CONF.	7- 5	132	5- 2	335	194	217	217	14	14
-----									
TOTALS	RPI 1-25	RPI 26-50	W-L RECORDS	RPI 51-100	RPI 101-150	RPI 150+			
10- 7	0- 0	0- 1	OVERALL	0- 3	0- 2	10- 1			
2- 2	0- 0	0- 1	HOME	0- 1	0- 0	2- 0			
4- 5	0- 0	0- 0	AWAY	0- 2	0- 2	4- 1			
4- 0	0- 0	0- 0	NEUTRAL	0- 0	0- 0	4- 0			
7- 5	0- 0	0- 0	NON-CONFERENCE	0- 3	0- 1	7- 1			
1- 1	0- 0	0- 0	HOME	0- 1	0- 0	1- 0			
2- 4	0- 0	0- 0	AWAY	0- 2	0- 1	2- 1			
4- 0	0- 0	0- 0	NEUTRAL	0- 0	0- 0	4- 0			
3- 2	0- 0	0- 1	CONFERENCE	0- 0	0- 1	3- 0			
1- 1	0- 0	0- 1	HOME	0- 0	0- 0	1- 0			
2- 1	0- 0	0- 0	AWAY	0- 0	0- 1	2- 0			
0- 0	0- 0	0- 0	NEUTRAL	0- 0	0- 0	0- 0			

RPI	S	Opponent	Score	RPI	S	Opponent	Score	RPI	S	Opponent	Score	RPI	S	Opponent	Score
				39	H	South Dakota St.	70 77	61	H	Arkansas	66 77	115	A	Western Ill.	49 56
								70	A	TCU	58 72	116	A	Missouri St.	66 76
								72	A	Utah	50 71	176	A	Tulsa	53 41
												179	A	UT Arlington	46 70
												221	A	Omaha	82 53
												266	H	North Dakota St.	71 48
												278	A	UMKC	76 73
												294	A	Fort Wayne	73 48
												301	N	Alcorn	76 52
												307	N	Cal St. Fullerton	60 50
												308	H	Houston Baptist	78 56
												330	N	Long Beach St.	64 58
												333	N	Chicago St.	73 43
-----															
Team's RPI: 192															
LAST 12 Division I GAMES:															
				221	A	Omaha	82 53	39	H	South Dakota St.	70 77				
				72	A	Utah	50 71	266	H	North Dakota St.	71 48				
				333	N	Chicago St.	73 43	115	A	Western Ill.	49 56				
				301	N	Alcorn	76 52	294	A	Fort Wayne	73 48				
				116	A	Missouri St.	66 76	307	N	Cal St. Fullerton	60 50				
				278	A	UMKC	76 73	330	N	Long Beach St.	64 58				

Non-Div I Games: Oklahoma Panhandle 88 35

Oral Roberts

Average RPI Win: 120

Average RPI Loss: 4

WON-LOST  
RECORDWINNING  
PCT. RANKLAST 10  
GAMESSTRENGTH OF  
SCHEDULEOPP. STRENGTH  
OF SCHEDULETEAM  
RPIADJ.  
RPICONF.  
RPIADJ CONF.  
RPIDIV. I ONLY  
DIV. I NON-CONF.17- 2  
11- 26  
249- 1  
5- 123  
145  
87  
67  
64  
34  
3

TOTALS

RPI 1-25

RPI 26-50

W-L RECORDS

RPI 51-100

RPI 101-150

RPI 150+

17- 2 4- 2  
12- 0 1- 0  
3- 2 2- 2  
2- 0 1- 02- 0  
1- 0  
1- 0  
0- 0OVERALL  
HOME  
AWAY  
NEUTRAL2- 0  
2- 0  
0- 0  
0- 04- 0  
4- 0  
0- 0  
0- 05- 0  
4- 0  
0- 0  
1- 011- 2 2- 2  
8- 0 0- 0  
1- 2 1- 2  
2- 0 1- 01- 0  
1- 0  
0- 0  
0- 0NON-CONFERENCE  
HOME  
AWAY  
NEUTRAL1- 0  
1- 0  
0- 0  
0- 03- 0  
3- 0  
0- 0  
0- 04- 0  
3- 0  
0- 0  
1- 06- 0 2- 0  
4- 0 1- 0  
2- 0 1- 0  
0- 0 0- 01- 0  
0- 0  
1- 0  
0- 0CONFERENCE  
HOME  
AWAY  
NEUTRAL1- 0  
1- 0  
0- 0  
0- 01- 0  
1- 0  
0- 0  
0- 01- 0  
1- 0  
0- 0  
0- 0

RPI 1-25 Team's RPI: 7

RPI 26-50

RPI 51-100

RPI 101+

RPI	S	Opponent	Score
3	A	Mississippi St.	79 90
4	A	Louisville	61 74
11	A	UCLA	70 61
16	A	Texas A&M	83 68
16	N	Texas A&M	84 62
24	H	Arizona St.	74 64

RPI	S	Opponent	Score
34	A	Southern California	70 66
36	H	Oklahoma	92 74

RPI	S	Opponent	Score
51	H	Washington St.	89 56
96	H	Ole Miss	90 46

RPI	S	Opponent	Score
122	H	Washington	94 83
124	H	Drake	110 77
132	H	Weber St.	114 87
138	H	Hampton	87 45
201	H	Eastern Wash.	81 40
217	N	Hawaii	85 44
235	H	CSUN	91 43
286	H	Arizona	62 44
295	H	Southern Utah	98 38

LAST 12 Division I GAMES:

122	H	Washington	94 83	24	H	Arizona St.	74 64
51	H	Washington St.	89 56	286	H	Arizona	62 44
217	N	Hawaii	85 44	11	A	UCLA	70 61
16	N	Texas A&M	84 62	34	A	Southern California	70 66
96	H	Ole Miss	90 46	295	H	Southern Utah	98 38
3	A	Mississippi St.	79 90	132	H	Weber St.	114 87

Oregon

Oregon

Non-Div I Games:

Oregon

Average RPI Win: 204

Average RPI Loss: 17

WON-LOST  
RECORDWINNING  
PCT. RANKLAST 10  
GAMESSTRENGTH OF  
SCHEDULEOPP. STRENGTH  
OF SCHEDULETEAM  
RPIADJ.  
RPICONF.  
RPIADJ CONF.  
RPIDIV. I ONLY  
DIV. I NON-CONF.13- 4  
9- 243  
358- 2  
6- 0167  
22970  
20073  
8473  
844  
34  
3

TOTALS

RPI 1-25

RPI 26-50

W-L RECORDS

RPI 51-100

RPI 101-150

RPI 150+

13- 4

1- 3

0- 1

OVERALL

2- 0

1- 0

9- 0

10- 1

1- 1

0- 0

HOME

2- 0

1- 0

6- 0

1- 3

0- 2

0- 1

AWAY

0- 0

0- 0

1- 0

2- 0

0- 0

0- 0

NEUTRAL

0- 0

0- 0

2- 0

9- 2

0- 2

0- 0

NON-CONFERENCE

1- 0

0- 0

8- 0

6- 1

0- 1

0- 0

HOME

1- 0

0- 0

5- 0

1- 1

0- 1

0- 0

AWAY

0- 0

0- 0

1- 0

2- 0

0- 0

0- 0

NEUTRAL

0- 0

0- 0

2- 0

4- 2

1- 1

0- 1

CONFERENCE

1- 0

1- 0

1- 0

4- 0

1- 0

0- 0

HOME

1- 0

1- 0

1- 0

0- 2

0- 1

0- 1

AWAY

0- 0

0- 0

0- 0

0- 0

0- 0

0- 0

NEUTRAL

0- 0

0- 0

0- 0

RPI 1-25

RPI 26-50

RPI 51-100

Team's RPI: 73

RPI 101+

RPI	S	Opponent	Score
2	H	Notre Dame	67 72
11	A	UCLA	49 84
19	A	Duke	65 72
24	H	Arizona St.	57 54

RPI	S	Opponent	Score
34	A	Southern California	61 65

RPI	S	Opponent	Score
51	H	Washington St.	71 53
56	H	UC Davis	61 47

RPI	S	Opponent	Score
122	H	Washington	75 63
182	N	Nevada	89 49
186	H	North Dakota	65 55
211	H	UC Santa Barbara	74 49
259	H	San Jose St.	110 62
286	H	Arizona	88 48
298	N	Utah St.	94 55
303	H	Utah Valley	98 41
338	A	N. C. Central	97 44
342	H	Savannah St.	84 36

LAST 12 Division I GAMES:

51	H	Washington St.	71 53	286	H	Arizona	88 48
122	H	Washington	75 63	24	H	Arizona St.	57 54
56	H	UC Davis	61 47	34	A	Southern California	61 65
211	H	UC Santa Barbara	74 49	11	A	UCLA	49 84
342	H	Savannah St.	84 36	298	N	Utah St.	94 55
259	H	San Jose St.	110 62	182	N	Nevada	89 49

Oregon St.

Oregon St.

Non-Div I Games:

Oregon St.

Loss, Non-Conf, S Site, H Home A Away N Neutral

Average RPI Win: 209

Average RPI Loss: 92

WON-LOST  
RECORDWINNING  
PCT. RANKLAST 10  
GAMESSTRENGTH OF  
SCHEDULEOPP. STRENGTH  
OF SCHEDULETEAM  
RPIADJ.  
RPICONF.  
RPIADJ CONF.  
RPIDIV. I ONLY  
DIV. I NON-CONF.7- 9  
5- 5207  
1704- 6  
3- 347  
39195  
204146  
131146  
13112  
1112  
11

TOTALS

RPI 1-25

RPI 26-50

W-L RECORDS

RPI 51-100

RPI 101-150

RPI 150+

7- 9 0- 1  
5- 5 0- 1  
2- 4 0- 0  
0- 0 0- 00- 1  
0- 0  
0- 1  
0- 0OVERALL  
HOME  
AWAY  
NEUTRAL1- 3  
1- 3  
0- 0  
0- 01- 2  
1- 1  
0- 1  
0- 05- 2  
3- 0  
2- 2  
0- 05- 5 0- 1  
4- 3 0- 1  
1- 2 0- 0  
0- 0 0- 00- 1  
0- 0  
0- 1  
0- 0NON-CONFERENCE  
HOME  
AWAY  
NEUTRAL1- 1  
1- 1  
0- 0  
0- 01- 1  
1- 1  
0- 0  
0- 03- 1  
2- 0  
1- 1  
0- 02- 4 0- 0  
1- 2 0- 0  
1- 2 0- 0  
0- 0 0- 00- 0  
0- 0  
0- 0  
0- 0CONFERENCE  
HOME  
AWAY  
NEUTRAL0- 2  
0- 2  
0- 0  
0- 00- 1  
0- 0  
0- 1  
0- 02- 1  
1- 0  
1- 1  
0- 0

RPI 1-25

RPI S Opponent Score  
23 H Cal i forn i a 85 92

RPI 26-50

RPI S Opponent Score  
38 A Northern Colo. 55 80

RPI 51-100

RPI S Opponent Score  
52 H UCF 78 74  
56 H UC Davis 58 90  
63 H Saint Mary's (CA) 69 70  
65 H Gonzaga 72 99

RPI 101+

Team's RPI: 146

RPI S Opponent Score  
104 H Brown 57 74  
117 H Lamar Universi ty 80 75  
130 A BYU 65 77  
151 A Loyola Marymount 60 75  
189 A San Diego 81 68  
196 A Fresno St. 70 81  
219 A Seattle U 85 73  
259 H San Jose St. 106 97  
307 H Cal St. Fullerton 81 65  
323 H Portland 91 55

LAST 12 Division I GAMES:

151 A Loyola Marymount	60 75	323 H Portland	91 55
65 H Gonzaga	72 99	189 A San Diego	81 68
52 H UCF	78 74	130 A BYU	65 77
219 A Seattle U	85 73	63 H Saint Mary's (CA)	69 70
23 H Cal i forn i a	85 92	38 A Northern Colo.	55 80
196 A Fresno St.	70 81	117 H Lamar Universi ty	80 75

Average RPI	Win:	245	WON-LOST	WINNING	LAST 10	STRENGTH OF	OPP. STRENGTH	TEAM	ADJ.	CONF.	ADJ CONF.
Average RPI	Loss:	90	RECORD	PCT. RANK	GAMES	SCHEDULE	OF SCHEDULE	RPI	RPI	RPI	RPI
DIV. I ONLY		8- 5	111	7- 3	243	119	162	162	9	9	
DIV. I NON-CONF.		6- 4	121	6- 3	270	116	152	152	9	9	
-----											
TOTALS	RPI 1-25		RPI 26-50		W-L RECORDS	RPI 51-100		RPI 101-150		RPI 150+	
8- 5	0- 1		0- 1		OVERALL	0- 1		1- 1		7- 1	
4- 2	0- 1		0- 1		HOME	0- 0		0- 0		4- 0	
2- 2	0- 0		0- 0		AWAY	0- 0		0- 1		2- 1	
2- 1	0- 0		0- 0		NEUTRAL	0- 1		1- 0		1- 0	
6- 4	0- 1		0- 0		NON-CONFERENCE	0- 1		1- 1		5- 1	
2- 1	0- 1		0- 0		HOME	0- 0		0- 0		2- 0	
2- 2	0- 0		0- 0		AWAY	0- 0		0- 1		2- 1	
2- 1	0- 0		0- 0		NEUTRAL	0- 1		1- 0		1- 0	
2- 1	0- 0		0- 1		CONFERENCE	0- 0		0- 0		2- 0	
2- 1	0- 0		0- 1		HOME	0- 0		0- 0		2- 0	
0- 0	0- 0		0- 0		AWAY	0- 0		0- 0		0- 0	
0- 0	0- 0		0- 0		NEUTRAL	0- 0		0- 0		0- 0	

RPI 1-25				RPI 26-50				RPI 51-100				RPI 101+ Team's RPI: 162			
RPI	S	Opponent	Score	RPI	S	Opponent	Score	RPI	S	Opponent	Score	RPI	S	Opponent	Score
2	H	Notre Dame	54 66	47	H	Princeton	55 70	66	N	Georgi a Tech	55 69	116	N	Missouri St.	65 60
												147	A	Binghamton	72 77
												156	A	Saint Joseph's	57 50
												181	H	Columbia	70 51
												187	A	La Salle	59 66
												243	H	Lafayette	55 42
												284	H	Cornell	68 48
												306	N	VCU	82 52
												325	H	Rhode Island	84 66
												346	A	NJIT	77 38
-----															
LAST 12 Division I GAMES:															
306	N	VCU	82 52	181	H	Columbia	70 51	284	H	Cornell	68 48	47	H	Princeton	55 70
325	H	Rhode Island	84 66	66	N	Georgi a Tech	55 69	346	A	NJIT	77 38	116	N	Missouri St.	65 60
156	A	Saint Joseph's	57 50	243	H	Lafayette	55 42								
2	H	Notre Dame	54 66												
187	A	La Salle	59 66												

Non-Div I Games:

Penn

Average RPI Win: 169

Average RPI Loss: 81

WON-LOST  
RECORDWINNING  
PCT. RANKLAST 10  
GAMESSTRENGTH OF  
SCHEDULEOPP. STRENGTH  
OF SCHEDULETEAM  
RPIADJ.  
RPICONF.  
RPIADJ CONF.  
RPIDIV. I ONLY  
DIV. I NON-CONF.11- 8  
9- 4126  
824- 6  
4- 259  
13961  
12583  
7183  
713  
43  
4

TOTALS

RPI 1-25

RPI 26-50

W-L RECORDS

RPI 51-100

RPI 101-150

RPI 150+

11- 8

0- 1

0- 2

OVERALL

3- 3

1- 0

7- 2

7- 2

0- 0

0- 1

HOME

3- 1

1- 0

3- 0

4- 4

0- 1

0- 1

AWAY

0- 1

0- 0

4- 1

0- 2

0- 0

0- 0

NEUTRAL

0- 1

0- 0

0- 1

9- 4

0- 0

0- 0

NON-CONFERENCE

2- 2

1- 0

6- 2

6- 0

0- 0

0- 0

HOME

2- 0

1- 0

3- 0

3- 2

0- 0

0- 0

AWAY

0- 1

0- 0

3- 1

0- 2

0- 0

0- 0

NEUTRAL

0- 1

0- 0

0- 1

2- 4

0- 1

0- 2

CONFERENCE

1- 1

0- 0

1- 0

1- 2

0- 0

0- 1

HOME

1- 1

0- 0

0- 0

1- 2

0- 1

0- 1

AWAY

0- 0

0- 0

1- 0

0- 0

0- 0

0- 0

NEUTRAL

0- 0

0- 0

0- 0

RPI 1-25

RPI 26-50

RPI 51-100

Team's RPI: 83

RPI 101+

RPI S Opponent  
10 A RutgersScore  
65 70RPI S Opponent  
35 A Mi chi gan  
37 H Maryl andScore  
69 89  
65 69RPI S Opponent Score  
53 H Minnesota 71 91  
57 N Kansas St. 65 70  
60 H Drexel 84 70  
62 H Fordham 65 60  
68 A Ameri can 66 75  
75 H Indi ana 77 74RPI S Opponent Score  
103 H Wake Forest 68 58  
161 A Provi dence 60 51  
163 A Pi ttsburgh 59 48  
165 N Loui si ana Tech 59 71  
190 A Wi sconsi n 69 62  
200 H Si ena 86 72  
223 A St. Bonaventure 62 65  
230 H Manhattan 78 46  
293 H Central Conn. St. 83 66  
318 A Marshal l 80 65

LAST 12 Di vi si on I GAMES:

37 H Maryl and	65 69	190 A Wi sconsi n	69 62
35 A Mi chi gan	69 89	53 H Minnesota	71 91
68 A Ameri can	66 75	10 A Rutgers	65 70
163 A Pi ttsburgh	59 48	75 H Indi ana	77 74
223 A St. Bonaventure	62 65	230 H Manhattan	78 46
62 H Fordham	65 60	103 H Wake Forest	68 58

Non-Di v I Games:

Penn St.

Average RPI Win:	236	WON-LOST	WINNING	LAST 10	STRENGTH OF	OPP. STRENGTH	TEAM	ADJ.	CONF.	ADJ CONF.
Average RPI Loss:	136	RECORD	PCT. RANK	GAMES	SCHEDULE	OF SCHEDULE	RPI	RPI	RPI	RPI
DIV. I ONLY	6- 10	236	3- 7	97	292	204	204	12	12	
DIV. I NON-CONF.	4- 6	214	2- 4	127	337	194	194	11	11	
-----										
TOTALS	RPI 1-25	RPI 26-50	W-L RECORDS	RPI 51-100	RPI 101-150	RPI 150+				
6- 10	0- 0	0- 0	OVERALL	0- 4	0- 2	6- 4				
4- 3	0- 0	0- 0	HOME	0- 0	0- 1	4- 2				
2- 7	0- 0	0- 0	AWAY	0- 4	0- 1	2- 2				
0- 0	0- 0	0- 0	NEUTRAL	0- 0	0- 0	0- 0				
4- 6	0- 0	0- 0	NON-CONFERENCE	0- 2	0- 1	4- 3				
2- 2	0- 0	0- 0	HOME	0- 0	0- 0	2- 2				
2- 4	0- 0	0- 0	AWAY	0- 2	0- 1	2- 1				
0- 0	0- 0	0- 0	NEUTRAL	0- 0	0- 0	0- 0				
2- 4	0- 0	0- 0	CONFERENCE	0- 2	0- 1	2- 1				
2- 1	0- 0	0- 0	HOME	0- 0	0- 1	2- 0				
0- 3	0- 0	0- 0	AWAY	0- 2	0- 0	0- 1				
0- 0	0- 0	0- 0	NEUTRAL	0- 0	0- 0	0- 0				

RPI 1-25				RPI 26-50				RPI 51-100				RPI 101+				Team's RPI: 204
RPI	S	Opponent	Score	RPI	S	Opponent	Score	RPI	S	Opponent	Score	RPI	S	Opponent	Score	
								56	A	UC Davis	64 69	130	H	BYU	67 73	
								63	A	Saint Mary's (CA)	62 75	132	A	Weber St.	61 71	
								65	A	Gonzaga	51 73	153	H	Idaho St.	80 74	
								72	A	Utah	65 89	180	A	San Francisco	67 68	
												182	A	Nevada	77 72	
												189	H	San Diego	66 62	
												193	A	UC Irvine	74 75	
												219	H	Seattle U	62 65	
												250	H	New Mexico St.	64 86	
												258	H	Santa Clara	56 55	
												303	H	Utah Valley	71 44	
												330	A	Long Beach St.	83 71	
LAST 12 Division I GAMES:																
189	H	San Diego	66 62	63	A	Saint Mary's (CA)	62 75									
258	H	Santa Clara	56 55	130	H	BYU	67 73									
250	H	New Mexico St.	64 86	180	A	San Francisco	67 68									
132	A	Weber St.	61 71	65	A	Gonzaga	51 73									
72	A	Utah	65 89	193	A	UC Irvine	74 75									
303	H	Utah Valley	71 44	153	H	Idaho St.	80 74									

Non-Div I Games:

Pepperdine



Average RPI	Win:	223	WON-LOST	WINNING	LAST 10	STRENGTH OF	OPP. STRENGTH	TEAM	ADJ.	CONF.	ADJ CONF.
Average RPI	Loss:	80	RECORD	PCT. RANK	GAMES	SCHEDULE	OF SCHEDULE	RPI	RPI	RPI	RPI
DIV. I ONLY		9- 9		165	4- 6	91	114	163	163	1	1
DIV. I NON-CONF.		8- 5		111	3- 4	175	218	170	170	1	1
-----											
TOTALS	RPI 1-25		RPI 26-50		W-L RECORDS	RPI 51-100		RPI 101-150		RPI 150+	
9- 9	0- 0		0- 2		OVERALL	1- 5		0- 1		8- 1	
8- 4	0- 0		0- 0		HOME	1- 2		0- 1		7- 1	
1- 5	0- 0		0- 2		AWAY	0- 3		0- 0		1- 0	
0- 0	0- 0		0- 0		NEUTRAL	0- 0		0- 0		0- 0	
8- 5	0- 0		0- 1		NON-CONFERENCE	0- 3		0- 0		8- 1	
7- 3	0- 0		0- 0		HOME	0- 2		0- 0		7- 1	
1- 2	0- 0		0- 1		AWAY	0- 1		0- 0		1- 0	
0- 0	0- 0		0- 0		NEUTRAL	0- 0		0- 0		0- 0	
1- 4	0- 0		0- 1		CONFERENCE	1- 2		0- 1		0- 0	
1- 1	0- 0		0- 0		HOME	1- 0		0- 1		0- 0	
0- 3	0- 0		0- 1		AWAY	0- 2		0- 0		0- 0	
0- 0	0- 0		0- 0		NEUTRAL	0- 0		0- 0		0- 0	

RPI	S	Opponent	Score	RPI	S	Opponent	Score	RPI	S	Opponent	Score	RPI	S	Opponent	Score	Team's RPI: 163
32	A	West Virginia	52	73	54	A	Virginia Tech	66	89	103	H	Wake Forest	49	58		
44	A	Virginia	50	62	62	A	Fordham	55	58	152	A	Cincinnati	66	46		
					66	H	Georgia Tech	68	62	159	H	Bucknell	57	39		
					69	H	Duquesne	53	66	190	H	Wisconsin	57	58		
					82	A	North Carolina	67	68	206	H	Arkansas St.	87	47		
					83	H	Penn St.	48	59	261	H	Youngstown St.	66	58		
										268	H	UNCW	74	55		
										279	H	Towson	81	63		
										284	H	Cornell	51	39		
										333	H	Chicago St.	87	49		
LAST 12 Division I GAMES:																
333	H	Chicago St.	87	49	66	H	Georgia Tech	68	62							
44	A	Virginia	50	62	54	A	Virginia Tech	66	89							
159	H	Bucknell	57	39	82	A	North Carolina	67	68							
83	H	Penn St.	48	59	103	H	Wake Forest	49	58							
268	H	UNCW	74	55	62	A	Fordham	55	58							
32	A	West Virginia	52	73	190	H	Wisconsin	57	58							

Non-Div I Games:

Pittsburgh

Average RPI Win:	260	WON-LOST	WINNING	LAST 10	STRENGTH OF	OPP. STRENGTH	TEAM	ADJ.	CONF.	ADJ CONF.
Average RPI Loss:	169	RECORD	PCT. RANK	GAMES	SCHEDULE	OF SCHEDULE	RPI	RPI	RPI	RPI

DIV. I ONLY	2- 13	317	0- 9	221	252	323	323	12	12
DIV. I NON-CONF.	2- 7	286	0- 5	233	315	325	325	11	11
-----									
TOTALS	RPI 1-25	RPI 26-50	W-L RECORDS	RPI 51-100	RPI 101-150	RPI 150+			
2- 13	0- 0	0- 0	OVERALL	0- 1	0- 6	2- 6			
2- 7	0- 0	0- 0	HOME	0- 1	0- 4	2- 2			
0- 6	0- 0	0- 0	AWAY	0- 0	0- 2	0- 4			
0- 0	0- 0	0- 0	NEUTRAL	0- 0	0- 0	0- 0			
2- 7	0- 0	0- 0	NON-CONFERENCE	0- 0	0- 4	2- 3			
2- 4	0- 0	0- 0	HOME	0- 0	0- 3	2- 1			
0- 3	0- 0	0- 0	AWAY	0- 0	0- 1	0- 2			
0- 0	0- 0	0- 0	NEUTRAL	0- 0	0- 0	0- 0			
0- 6	0- 0	0- 0	CONFERENCE	0- 1	0- 2	0- 3			
0- 3	0- 0	0- 0	HOME	0- 1	0- 1	0- 1			
0- 3	0- 0	0- 0	AWAY	0- 0	0- 1	0- 2			
0- 0	0- 0	0- 0	NEUTRAL	0- 0	0- 0	0- 0			

RPI 1-25	RPI 26-50	RPI 51-100	RPI 101+	Team's RPI: 323
RPI S Opponent Score	RPI S Opponent Score	RPI S Opponent Score	RPI S Opponent Score	
		65 H Gonzaga 56 70	122 A Washington 67 93	
			130 H BYU 58 72	
			132 H Weber St. 70 91	
			146 A Paci fic 55 91	
			148 H Saint Francis (PA) 101 106	
			150 H Portland St. 71 77	
			177 H Boise St. 47 73	
			180 A San Franci sco 75 84	
			189 A San Diego 52 59	
			193 A UC Irvi ne 52 63	
			217 H Hawai i 76 47	
			258 H Santa Clara 43 50	
			303 H Utah Valley 71 64	
			307 A Cal St. Fullerton 61 66	
LAST 12 Division I GAMES:				
180 A San Franci sco 75 84	146 A Paci fic 55 91			
130 H BYU 58 72	65 H Gonzaga 56 70			
148 H Saint Francis (PA) 101 106	258 H Santa Clara 43 50			
132 H Weber St. 70 91	189 A San Diego 52 59			
177 H Boise St. 47 73	150 H Portland St. 71 77			
122 A Washington 67 93	307 A Cal St. Fullerton 61 66			

Non-Div I Games: Willamette 72 52 Warner Paci fic 95 59

Portland

Average RPI Win:	223	WON-LOST	WINNING	LAST 10	STRENGTH OF	OPP. STRENGTH	TEAM	ADJ.	CONF.	ADJ CONF.
Average RPI Loss:	156	RECORD	PCT. RANK	GAMES	SCHEDULE	OF SCHEDULE	RPI	RPI	RPI	RPI
DIV. I ONLY	7- 7	165	6- 3	220	197	150	150	19	19	
DIV. I NON-CONF.	4- 5	202	3- 2	130	216	104	104	15	15	
-----										
TOTALS	RPI 1-25	RPI 26-50	W-L RECORDS	RPI 51-100	RPI 101-150	RPI 150+				
7- 7	0- 0	0- 0	OVERALL	1- 2	0- 1	6- 4				
3- 1	0- 0	0- 0	HOME	1- 0	0- 0	2- 1				
4- 6	0- 0	0- 0	AWAY	0- 2	0- 1	4- 3				
0- 0	0- 0	0- 0	NEUTRAL	0- 0	0- 0	0- 0				
4- 5	0- 0	0- 0	NON-CONFERENCE	1- 2	0- 1	3- 2				
1- 0	0- 0	0- 0	HOME	1- 0	0- 0	0- 0				
3- 5	0- 0	0- 0	AWAY	0- 2	0- 1	3- 2				
0- 0	0- 0	0- 0	NEUTRAL	0- 0	0- 0	0- 0				
3- 2	0- 0	0- 0	CONFERENCE	0- 0	0- 0	3- 2				
2- 1	0- 0	0- 0	HOME	0- 0	0- 0	2- 1				
1- 1	0- 0	0- 0	AWAY	0- 0	0- 0	1- 1				
0- 0	0- 0	0- 0	NEUTRAL	0- 0	0- 0	0- 0				

RPI 1-25				RPI 26-50				RPI 51-100				RPI 101+ Team's RPI: 150			
RPI	S	Opponent	Score	RPI	S	Opponent	Score	RPI	S	Opponent	Score	RPI	S	Opponent	Score
								56	A	UC Davis	67 79	133	A	UNLV	80 88
								65	A	Gonzaga	52 91	182	A	Nevada	55 67
								96	H	Ole Miss	94 79	193	A	UC Irvine	82 72
												198	H	Idaho	90 101
												201	H	Eastern Wash.	75 60
												219	A	Seattle U	77 91
												227	A	Montana St.	69 60
												239	A	Montana	53 69
												259	A	San Jose St.	90 78
												263	H	Sacramento St.	74 73
												323	A	Portland	77 71
-----															
LAST 12 Division I GAMES:															
				263	H	Sacramento St.	74 73	239	A	Montana	53 69				
				96	H	Ole Miss	94 79	227	A	Montana St.	69 60				
				193	A	UC Irvine	82 72	198	H	Idaho	90 101				
				65	A	Gonzaga	52 91	201	H	Eastern Wash.	75 60				
				323	A	Portland	77 71	259	A	San Jose St.	90 78				
				219	A	Seattle U	77 91	56	A	UC Davis	67 79				

Non-Div I Games: Northwest (WA) 63 60 Multnomah 95 32

Portland St.

Average RPI Win:	243	WON-LOST	WINNING	LAST 10	STRENGTH OF	OPP. STRENGTH	TEAM	ADJ.	CONF.	ADJ CONF.
Average RPI Loss:	198	RECORD	PCT. RANK	GAMES	SCHEDULE	OF SCHEDULE	RPI	RPI	RPI	RPI
DIV. I ONLY	2- 11	311	2- 8	179	339	291	291	32	32	
DIV. I NON-CONF.	0- 9	337	0- 8	65	328	307	307	32	32	
-----										
TOTALS	RPI 1-25	RPI 26-50	W-L RECORDS	RPI 51-100	RPI 101-150	RPI 150+				
2- 11	0- 1	0- 0	OVERALL	0- 0	0- 3	2- 7				
1- 2	0- 0	0- 0	HOME	0- 0	0- 1	1- 1				
1- 8	0- 1	0- 0	AWAY	0- 0	0- 2	1- 5				
0- 1	0- 0	0- 0	NEUTRAL	0- 0	0- 0	0- 1				
0- 9	0- 1	0- 0	NON-CONFERENCE	0- 0	0- 3	0- 5				
0- 1	0- 0	0- 0	HOME	0- 0	0- 1	0- 0				
0- 7	0- 1	0- 0	AWAY	0- 0	0- 2	0- 4				
0- 1	0- 0	0- 0	NEUTRAL	0- 0	0- 0	0- 1				
2- 2	0- 0	0- 0	CONFERENCE	0- 0	0- 0	2- 2				
1- 1	0- 0	0- 0	HOME	0- 0	0- 0	1- 1				
1- 1	0- 0	0- 0	AWAY	0- 0	0- 0	1- 1				
0- 0	0- 0	0- 0	NEUTRAL	0- 0	0- 0	0- 0				

RPI 1-25				RPI 26-50				RPI 51-100				RPI 101+				Team's RPI: 291
RPI	S	Opponent	Score	RPI	S	Opponent	Score	RPI	S	Opponent	Score	RPI	S	Opponent	Score	
16	A	Texas A&M	70 98									123	H	Ri ce	68 88	
												126	A	Cl emson	58 64	
												137	A	Texas St.	57 84	
												174	A	Col orado St.	59 71	
												214	H	Southern U.	69 62	
												218	A	Bethune-Cookman	52 77	
												234	A	Grambl ing	79 81	
												254	A	Texas Tech	60 89	
												271	A	Texas Southern	61 56	
												277	N	A&M-Corpus Christi	62 72	
												301	H	Al corn	72 73	
												313	A	UTRGV	62 78	
LAST 12 Division I GAMES:																
123	H	Ri ce	68 88	234	A	Grambl ing	79 81									
174	A	Col orado St.	59 71	271	A	Texas Southern	61 56									
254	A	Texas Tech	60 89	214	H	Southern U.	69 62									
126	A	Cl emson	58 64	301	H	Al corn	72 73									
137	A	Texas St.	57 84	313	A	UTRGV	62 78									
16	A	Texas A&M	70 98	277	N	A&M-Corpus Christi	62 72									

Non-Div I Games: Texas-Tyler 99 56 Arlington Baptist 116 73

Prairie View

Average RPI Win:	272	WON-LOST	WINNING	LAST 10	STRENGTH OF	OPP. STRENGTH	TEAM	ADJ.	CONF.	ADJ CONF.
Average RPI Loss:	149	RECORD	PCT. RANK	GAMES	SCHEDULE	OF SCHEDULE	RPI	RPI	RPI	RPI
DIV. I ONLY	4- 11	282	3- 7	188	270	269	269	29	29	
DIV. I NON-CONF.	3- 8	267	2- 6	160	202	242	242	29	29	
-----										
TOTALS	RPI 1-25	RPI 26-50	W-L RECORDS	RPI 51-100	RPI 101-150	RPI 150+				
4- 11	0- 2	0- 0	OVERALL	0- 3	0- 2	4- 4				
3- 3	0- 0	0- 0	HOME	0- 0	0- 1	3- 2				
1- 8	0- 0	0- 0	AWAY	0- 1	0- 0	1- 0				
0- 0	0- 0	0- 0	NEUTRAL	0- 0	0- 0	0- 0				
3- 8	0- 2	0- 0	NON-CONFERENCE	0- 3	0- 0	3- 3				
2- 2	0- 0	0- 0	HOME	0- 0	0- 0	2- 2				
1- 6	0- 2	0- 0	AWAY	0- 3	0- 0	1- 1				
0- 0	0- 0	0- 0	NEUTRAL	0- 0	0- 0	0- 0				
1- 3	0- 0	0- 0	CONFERENCE	0- 0	0- 2	1- 1				
1- 1	0- 0	0- 0	HOME	0- 0	0- 1	1- 0				
0- 2	0- 0	0- 0	AWAY	0- 0	0- 1	0- 1				
0- 0	0- 0	0- 0	NEUTRAL	0- 0	0- 0	0- 0				

RPI 1-25				RPI 26-50				RPI 51-100				RPI 101+ Team's RPI: 269			
RPI	S	Opponent	Score	RPI	S	Opponent	Score	RPI	S	Opponent	Score	RPI	S	Opponent	Score
11	A	UCLA	40 76					71	A	Belmont	48 90	112	A	High Point	55 81
19	A	Duke	45 79					82	A	North Carolina	56 91	128	H	Liberty	64 76
								95	A	Chattanooga	51 71	167	H	Furman	76 75
												241	H	UNCG	57 64
												249	A	San Diego St.	50 77
												270	H	Campbell	65 59
												283	H	Kennesaw St.	51 60
												311	A	USC Upstate	83 69
												338	H	N. C. Central	69 60
												348	A	Longwood	56 66
-----															
LAST 12 Division I GAMES:															
167	H	Furman	76 75	270	H	Campbell	65 59								
241	H	UNCG	57 64	112	A	High Point	55 81								
338	H	N. C. Central	69 60	348	A	Longwood	56 66								
82	A	North Carolina	56 91	128	H	Liberty	64 76								
71	A	Belmont	48 90	283	H	Kennesaw St.	51 60								
19	A	Duke	45 79	95	A	Chattanooga	51 71								

Non-Div I Games:

Presbyterian

Average RPI Win:	174	WON-LOST	WINNING	LAST 10	STRENGTH OF	OPP. STRENGTH	TEAM	ADJ.	CONF.	ADJ CONF.
Average RPI Loss:	30	RECORD	PCT. RANK	GAMES	SCHEDULE	OF SCHEDULE	RPI	RPI	RPI	RPI
DIV. I ONLY	13- 3	28	9- 1	108	78	47	47	9	9	
DIV. I NON-CONF.	10- 3	51	7- 2	85	38	42	42	9	9	
-----										
TOTALS	RPI 1-25	RPI 26-50	W-L RECORDS	RPI 51-100	RPI 101-150	RPI 150+				
13- 3	0- 2	1- 0	OVERALL	3- 1	2- 0	7- 0				
5- 2	0- 1	0- 0	HOME	1- 1	1- 0	3- 0				
6- 1	0- 1	1- 0	AWAY	1- 0	1- 0	3- 0				
2- 0	0- 0	0- 0	NEUTRAL	1- 0	0- 0	1- 0				
10- 3	0- 2	1- 0	NON-CONFERENCE	3- 1	2- 0	4- 0				
3- 2	0- 1	0- 0	HOME	1- 1	1- 0	1- 0				
5- 1	0- 1	1- 0	AWAY	1- 0	1- 0	2- 0				
2- 0	0- 0	0- 0	NEUTRAL	1- 0	0- 0	1- 0				
3- 0	0- 0	0- 0	CONFERENCE	0- 0	0- 0	3- 0				
2- 0	0- 0	0- 0	HOME	0- 0	0- 0	2- 0				
1- 0	0- 0	0- 0	AWAY	0- 0	0- 0	1- 0				
0- 0	0- 0	0- 0	NEUTRAL	0- 0	0- 0	0- 0				

RPI 1-25				RPI 26-50				RPI 51-100				RPI 101+			
RPI	S	Opponent	Score	RPI	S	Opponent	Score	RPI	S	Opponent	Score	RPI	S	Opponent	Score
10	A	Rutgers	50 70	43	A	Qui nni pi ac	60 46	66	H	Georgi a Tech	56 67	102	H	George Washi ngton	72 52
13	H	Vi l l anova	59 62					95	N	Chattanooga	59 49	136	A	Davi dson	63 57
								98	A	Seton Hal l	85 83	156	N	Saint Joseph' s	63 54
								100	H	Del aware	78 60	162	A	Penn	70 55
												181	H	Col umbi a	69 47
												243	A	Lafayette	53 45
												284	H	Cornel l	75 54
												315	A	Wagner	58 37
												344	H	UMBC	77 40
-----															
LAST 12 Di vi si on I GAMES:															
95	N	Chattanooga	59 49	284	H	Cornel l	75 54								
156	N	Saint Joseph' s	63 54	181	H	Col umbi a	69 47								
315	A	Wagner	58 37	162	A	Penn	70 55								
10	A	Rutgers	50 70	344	H	UMBC	77 40								
43	A	Qui nni pi ac	60 46	100	H	Del aware	78 60								
243	A	Lafayette	53 45	13	H	Vi l l anova	59 62								

Non-Di v I Games:

Pri n c e t o n

Average RPI	Win:	178	WON-LOST	WINNING	LAST 10	STRENGTH OF	OPP. STRENGTH	TEAM	ADJ.	CONF.	ADJ CONF.
Average RPI	Loss:	94	RECORD	PCT. RANK	GAMES	SCHEDULE	OF SCHEDULE	RPI	RPI	RPI	RPI
DIV. I ONLY		8- 11		218	2- 8	96	60	161	161	6	6
DIV. I NON-CONF.		7- 5		132	2- 3	207	175	156	156	5	5
-----											
TOTALS	RPI 1-25		RPI 26-50		W-L RECORDS	RPI 51-100		RPI 101-150		RPI 150+	
8- 11	0- 2		1- 2		OVERALL	1- 3		2- 1		4- 3	
2- 7	0- 2		0- 1		HOME	0- 1		0- 1		2- 2	
3- 4	0- 0		1- 1		AWAY	0- 2		1- 0		1- 1	
3- 0	0- 0		0- 0		NEUTRAL	1- 0		1- 0		1- 0	
7- 5	0- 0		0- 1		NON-CONFERENCE	1- 1		2- 1		4- 2	
2- 3	0- 0		0- 0		HOME	0- 1		0- 1		2- 1	
2- 2	0- 0		0- 1		AWAY	0- 0		1- 0		1- 1	
3- 0	0- 0		0- 0		NEUTRAL	1- 0		1- 0		1- 0	
1- 6	0- 2		1- 1		CONFERENCE	0- 2		0- 0		0- 1	
0- 4	0- 2		0- 1		HOME	0- 0		0- 0		0- 1	
1- 2	0- 0		1- 0		AWAY	0- 2		0- 0		0- 0	
0- 0	0- 0		0- 0		NEUTRAL	0- 0		0- 0		0- 0	

RPI	S	Opponent	Score	RPI	S	Opponent	Score	RPI	S	Opponent	Score	RPI	S	Opponent	Score
13	H	Villanova	55 63	26	H	DePaul	48 71	55	A	Creighton	56 73	104	H	Brown	59 64
18	H	Marquette	60 77	31	A	St. John's (NY)	49 44	83	H	Penn St.	51 60	119	A	Yale	55 51
				43	A	Quinnipiac	36 62	84	N	Wright St.	74 69	149	N	Stetson	56 45
								98	A	Seton Hall	56 65	169	H	Georgetown	43 75
												171	H	Boston College	63 55
												181	H	Columbia	64 73
												203	A	Northeastern	98 95
												240	A	Sacred Heart	75 78
												325	H	Rhode Island	65 41
												342	N	Savannah St.	78 48
-----															
Team's RPI: 161															
LAST 12 Division I GAMES:															
31	A	St. John's (NY)	49 44	55	A	Creighton	56 73	18	H	Marquette	60 77	26	H	DePaul	48 71
13	H	Villanova	55 63	18	H	Marquette	60 77	26	H	DePaul	48 71	98	A	Seton Hall	56 65
169	H	Georgetown	43 75	26	H	DePaul	48 71	325	H	Rhode Island	65 41	104	H	Brown	59 64
171	H	Boston College	63 55	98	A	Seton Hall	56 65								
240	A	Sacred Heart	75 78												
43	A	Quinnipiac	36 62												

Non-Div I Games:

Providence

Average RPI Win: 139

Average RPI Loss: 55

WON-LOST  
RECORDWINNING  
PCT. RANKLAST 10  
GAMESSTRENGTH OF  
SCHEDULEOPP. STRENGTH  
OF SCHEDULETEAM  
RPIADJ.  
RPICONF.  
RPIADJ CONF.  
RPIDIV. I ONLY  
DIV. I NON-CONF.12- 7  
9- 5103  
997- 3  
4- 317  
3636  
8141  
5441  
543  
43  
4

TOTALS

RPI 1-25

RPI 26-50

W-L RECORDS

RPI 51-100

RPI 101-150

RPI 150+

12- 7

2- 1

1- 2

OVERALL

1- 4

2- 0

6- 0

8- 2

1- 0

0- 1

HOME

1- 1

2- 0

4- 0

3- 4

1- 1

1- 0

AWAY

0- 3

0- 0

1- 0

1- 1

0- 0

0- 1

NEUTRAL

0- 0

0- 0

1- 0

9- 5

0- 0

1- 2

NON-CONFERENCE

1- 3

2- 0

5- 0

6- 2

0- 0

0- 1

HOME

1- 1

2- 0

3- 0

2- 2

0- 0

1- 0

AWAY

0- 2

0- 0

1- 0

1- 1

0- 0

0- 1

NEUTRAL

0- 0

0- 0

1- 0

3- 2

2- 1

0- 0

CONFERENCE

0- 1

0- 0

1- 0

2- 0

1- 0

0- 0

HOME

0- 0

0- 0

1- 0

1- 2

1- 1

0- 0

AWAY

0- 1

0- 0

0- 0

0- 0

0- 0

0- 0

NEUTRAL

0- 0

0- 0

0- 0

RPI 1-25

RPI	S	Opponent	Score
10	A	Rutgers	50 58
10	H	Rutgers	47 33
25	A	Iowa	76 70

RPI 26-50

Team's RPI: 41

RPI	S	Opponent	Score
34	N	Southern California	46 58
40	H	Ball St.	60 66
45	A	Central Mich.	79 69

RPI 51-100

RPI	S	Opponent	Score
63	H	Saint Mary's (CA)	70 60
66	A	Georgia Tech	55 68
72	A	Utah	68 81
75	A	Indiana	54 72
85	H	Ohio	71 77

RPI 101+

RPI	S	Opponent	Score
117	H	Lamar University	79 64
120	H	Miami (OH)	75 66
184	N	Marist	61 47
190	H	Wisconsin	57 35
201	H	Eastern Wash.	65 40
217	A	Hawaii	79 67
246	H	Valparaiso	95 49
251	H	UT Martin	60 58

LAST 12 Division I GAMES:

10	A	Rutgers	50 58	25	A	Iowa	76 70
63	H	Saint Mary's (CA)	70 60	10	H	Rutgers	47 33
251	H	UT Martin	60 58	75	A	Indiana	54 72
201	H	Eastern Wash.	65 40	190	H	Wisconsin	57 35
85	H	Ohio	71 77	40	H	Ball St.	60 66
246	H	Valparaiso	95 49	66	A	Georgia Tech	55 68

Non-Div I Games:

Purdue

Loss, 
 Non-Conf, S Site, 
 H Home
A Away 
 N Neutral



Average RPI	Win:	180	WON-LOST	WINNING	LAST 10	STRENGTH OF	OPP. STRENGTH	TEAM	ADJ.	CONF.	ADJ CONF.
Average RPI	Loss:	25	RECORD	PCT. RANK	GAMES	SCHEDULE	OF SCHEDULE	RPI	RPI	RPI	RPI
DIV. I ONLY		12- 5		69	8- 2	52	80	43	43	25	25
DIV. I NON-CONF.		6- 5		153	4- 2	5	16	17	17	25	25
-----											
TOTALS	RPI 1-25		RPI 26-50		W-L RECORDS	RPI 51-100		RPI 101-150		RPI 150+	
12- 5	0- 3		2- 2		OVERALL	1- 0		1- 0		8- 0	
7- 1	0- 0		1- 1		HOME	1- 0		0- 0		5- 0	
5- 3	0- 2		1- 1		AWAY	0- 0		1- 0		3- 0	
0- 1	0- 1		0- 0		NEUTRAL	0- 0		0- 0		0- 0	
6- 5	0- 3		2- 2		NON-CONFERENCE	1- 0		1- 0		2- 0	
3- 1	0- 0		1- 1		HOME	1- 0		0- 0		1- 0	
3- 3	0- 2		1- 1		AWAY	0- 0		1- 0		1- 0	
0- 1	0- 1		0- 0		NEUTRAL	0- 0		0- 0		0- 0	
6- 0	0- 0		0- 0		CONFERENCE	0- 0		0- 0		6- 0	
4- 0	0- 0		0- 0		HOME	0- 0		0- 0		4- 0	
2- 0	0- 0		0- 0		AWAY	0- 0		0- 0		2- 0	
0- 0	0- 0		0- 0		NEUTRAL	0- 0		0- 0		0- 0	

RPI 1-25				RPI 26-50				RPI 51-100				RPI 101+			
RPI	S	Opponent	Score	RPI	S	Opponent	Score	RPI	S	Opponent	Score	RPI	S	Opponent	Score
5	A	Ohio St.	63 95	33	A	Michigan St.	55 74	77	H	Dayton	72 66	138	A	Hampton	64 58
15	N	Missouri	51 66	38	H	Northern Colo.	60 49					161	H	Providence	62 36
25	A	Iowa	67 83	45	A	Central Mich.	84 70					184	H	Marist	62 56
				47	H	Princeton	46 60					199	H	Niagara	77 61
												200	H	Siena	68 54
												230	A	Manhattan	80 64
												232	A	Richmond	81 65
												327	H	Saint Peter's	86 39
												332	A	Iona	74 38
-----															
LAST 12 Division I GAMES:															
230	A	Manhattan	80 64	327	H	Saint Peter's	86 39								
200	H	Siena	68 54	184	H	Marist	62 56								
45	A	Central Mich.	84 70	332	A	Iona	74 38								
33	A	Michigan St.	55 74	199	H	Niagara	77 61								
47	H	Princeton	46 60	138	A	Hampton	64 58								
161	H	Providence	62 36	232	A	Richmond	81 65								

Non-Div I Games:

Qui nni pi ac

Average RPI	Win:	293	WON-LOST	WINNING	LAST 10	STRENGTH OF	OPP. STRENGTH	TEAM	ADJ.	CONF.	ADJ CONF.
Average RPI	Loss:	151	RECORD	PCT. RANK	GAMES	SCHEDULE	OF SCHEDULE	RPI	RPI	RPI	RPI
DIV. I ONLY		8- 6		129	5- 4	307	302	210	210	29	29
DIV. I NON-CONF.		6- 4		121	4- 3	256	287	154	154	29	29
-----											
TOTALS	RPI 1-25		RPI 26-50		W-L RECORDS	RPI 51-100		RPI 101-150		RPI 150+	
8- 6	0- 0		0- 1		OVERALL	0- 2		0- 1		8- 2	
4- 1	0- 0		0- 0		HOME	0- 0		0- 0		4- 1	
2- 4	0- 0		0- 0		AWAY	0- 0		0- 1		2- 1	
2- 1	0- 0		0- 1		NEUTRAL	0- 0		0- 0		2- 0	
6- 4	0- 0		0- 1		NON-CONFERENCE	0- 2		0- 0		6- 1	
3- 0	0- 0		0- 0		HOME	0- 0		0- 0		3- 0	
1- 3	0- 0		0- 0		AWAY	0- 2		0- 0		1- 1	
2- 1	0- 0		0- 1		NEUTRAL	0- 0		0- 0		2- 0	
2- 2	0- 0		0- 0		CONFERENCE	0- 0		0- 1		2- 1	
1- 1	0- 0		0- 0		HOME	0- 0		0- 0		1- 1	
1- 1	0- 0		0- 0		AWAY	0- 0		0- 1		1- 0	
0- 0	0- 0		0- 0		NEUTRAL	0- 0		0- 0		0- 0	

RPI 1-25				RPI 26-50				RPI 51-100				RPI 101+ Team's RPI: 210			
RPI	S	Opponent	Score	RPI	S	Opponent	Score	RPI	S	Opponent	Score	RPI	S	Opponent	Score
				32	N	West Virginia	55 75	54	A	Virginia Tech	42 68	145	A	Gardner-Webb	53 69
								82	A	North Carolina	46 79	241	H	UNCG	56 53
												244	N	Abilene Christian	71 65
												265	H	UNC Asheville	56 67
												279	N	Towson	69 66
												282	H	Appalachian St.	61 40
												306	H	VCU	79 62
												321	A	Tennessee Tech	60 41
												328	A	Western Caro.	27 39
												329	A	Charleston So.	61 56
												341	H	Winthrop	78 52
LAST 12 Division I GAMES:															
				279	N	Towson	69 66	329	A	Charleston So.	61 56				
				244	N	Abilene Christian	71 65	265	H	UNC Asheville	56 67				
				32	N	West Virginia	55 75	145	A	Gardner-Webb	53 69				
				306	H	VCU	79 62	341	H	Winthrop	78 52				
				328	A	Western Caro.	27 39	241	H	UNCG	56 53				
				54	A	Virginia Tech	42 68	321	A	Tennessee Tech	60 41				

Non-Div I Games: UVa-Wise 75 43

Radford

■ Loss, 
 ■ Non-Conf, 
 ■ S Site, 
 ■ Home 
 ■ A Away 
 N Neutral

Average RPI Win:	311	WON-LOST	WINNING	LAST 10	STRENGTH OF	OPP. STRENGTH	TEAM	ADJ.	CONF.	ADJ CONF.
Average RPI Loss:	161	RECORD	PCT. RANK	GAMES	SCHEDULE	OF SCHEDULE	RPI	RPI	RPI	RPI
DIV. I ONLY	2- 15	328	1- 8	226	239	325	325	13	13	
DIV. I NON-CONF.	2- 10	300	1- 5	241	248	324	324	13	13	
-----										
TOTALS	RPI 1-25	RPI 26-50	W-L RECORDS	RPI 51-100	RPI 101-150	RPI 150+				
2- 15	0- 0	0- 1	OVERALL	0- 3	0- 2	2- 9				
2- 5	0- 0	0- 0	HOME	0- 1	0- 1	2- 3				
0- 9	0- 0	0- 1	AWAY	0- 2	0- 1	0- 5				
0- 1	0- 0	0- 0	NEUTRAL	0- 0	0- 0	0- 1				
2- 10	0- 0	0- 1	NON-CONFERENCE	0- 2	0- 0	2- 7				
2- 2	0- 0	0- 0	HOME	0- 1	0- 0	2- 1				
0- 7	0- 0	0- 1	AWAY	0- 1	0- 0	0- 5				
0- 1	0- 0	0- 0	NEUTRAL	0- 0	0- 0	0- 1				
0- 5	0- 0	0- 0	CONFERENCE	0- 1	0- 2	0- 2				
0- 3	0- 0	0- 0	HOME	0- 0	0- 1	0- 2				
0- 2	0- 0	0- 0	AWAY	0- 1	0- 1	0- 0				
0- 0	0- 0	0- 0	NEUTRAL	0- 0	0- 0	0- 0				

RPI 1-25				RPI 26-50				RPI 51-100				RPI 101+				Team's RPI: 325	
RPI	S	Opponent	Score	RPI	S	Opponent	Score	RPI	S	Opponent	Score	RPI	S	Opponent	Score		
				33	A	Michigan St.	38 82										
								53	H	Minnesota	60 82	114	H	George Mason	53 92		
								77	A	Dayton	58 116	136	A	Davi dson	67 77		
								99	A	Dartmouth	54 70			Jacksonville St.	53 63		
												161	A	Provi dence	41 65		
												162	A	Penn	66 84		
												170	A	Samford	37 67		
												184	A	Marist	42 64		
												232	H	Ri chmond	53 74		
												233	H	Hol y Cross	63 69		
												272	H	Fairfi eld	62 47		
												300	N	Bryant	52 58		
												306	H	VCU	49 61		
												349	H	UMass Lowell	81 64		
LAST 12 Division I GAMES:																	
				232	H	Ri chmond	53 74					114	H	George Mason	53 92		
				162	A	Penn	66 84					306	H	VCU	49 61		
				233	H	Hol y Cross	63 69					136	A	Davi dson	67 77		
				272	H	Fairfi eld	62 47					77	A	Dayton	58 116		
				33	A	Michigan St.	38 82					161	A	Provi dence	41 65		
				184	A	Marist	42 64					300	N	Bryant	52 58		

Non-Div I Games: Southern Conn. St. 57 62

Rhode Island

Average RPI Win:	264	WON-LOST	WINNING	LAST 10	STRENGTH OF	OPP. STRENGTH	TEAM	ADJ.	CONF.	ADJ CONF.
Average RPI Loss:	134	RECORD	PCT. RANK	GAMES	SCHEDULE	OF SCHEDULE	RPI	RPI	RPI	RPI
DIV. I ONLY	13- 3	28	8- 2	335	190	123	123	18	18	
DIV. I NON-CONF.	10- 2	34	6- 2	340	156	136	136	19	19	
-----										
TOTALS	RPI 1-25	RPI 26-50	W-L RECORDS	RPI 51-100	RPI 101-150	RPI 150+				
13- 3	0- 1	0- 0	OVERALL	0- 1	1- 0	12- 1				
6- 0	0- 0	0- 0	HOME	0- 0	1- 0	5- 0				
7- 3	0- 1	0- 0	AWAY	0- 1	0- 0	7- 1				
0- 0	0- 0	0- 0	NEUTRAL	0- 0	0- 0	0- 0				
10- 2	0- 1	0- 0	NON-CONFERENCE	0- 1	1- 0	9- 0				
5- 0	0- 0	0- 0	HOME	0- 0	1- 0	4- 0				
5- 2	0- 1	0- 0	AWAY	0- 1	0- 0	5- 0				
0- 0	0- 0	0- 0	NEUTRAL	0- 0	0- 0	0- 0				
3- 1	0- 0	0- 0	CONFERENCE	0- 0	0- 0	3- 1				
1- 0	0- 0	0- 0	HOME	0- 0	0- 0	1- 0				
2- 1	0- 0	0- 0	AWAY	0- 0	0- 0	2- 1				
0- 0	0- 0	0- 0	NEUTRAL	0- 0	0- 0	0- 0				

RPI 1-25				RPI 26-50				RPI 51-100				RPI 101+				Team's RPI: 123
RPI	S	Opponent	Score	RPI	S	Opponent	Score	RPI	S	Opponent	Score	RPI	S	Opponent	Score	
16	A	Texas A&M	76 82					97	A	Kansas	65 73	129	H	Little Rock	58 51	
												181	H	Columbia	67 44	
												207	A	North Texas	50 49	
												222	A	Fla. Atlantic	67 53	
												242	A	Grand Canyon	69 59	
												273	H	Incarnate Word	60 43	
												277	A	A&M-Corpus Christi	67 56	
												288	A	FIU	58 68	
												291	A	Prairie View	88 68	
												296	H	UTSA	83 52	
												308	H	Houston Baptist	67 45	
												324	A	Northern Ariz.	88 83	
												337	H	La.-Monroe	63 47	
												339	A	Sam Houston St.	79 50	
-----																
LAST 12 Division I GAMES:																
181	H	Columbia	67 44	288	A	FIU	58 68									
291	A	Prairie View	88 68	222	A	Fla. Atlantic	67 53									
277	A	A&M-Corpus Christi	67 56	296	H	UTSA	83 52									
337	H	La.-Monroe	63 47	207	A	North Texas	50 49									
273	H	Incarnate Word	60 43	97	A	Kansas	65 73									
16	A	Texas A&M	76 82	129	H	Little Rock	58 51									

Non-Div I Games:

Rice

Average RPI Win:	267	WON-LOST	WINNING	LAST 10	STRENGTH OF	OPP. STRENGTH	TEAM	ADJ.	CONF.	ADJ CONF.
Average RPI Loss:	131	RECORD	PCT. RANK	GAMES	SCHEDULE	OF SCHEDULE	RPI	RPI	RPI	RPI
DIV. I ONLY	7- 11	233	2- 8	230	212	232	232	13	13	
DIV. I NON-CONF.	5- 8	220	1- 6	167	286	214	214	13	13	
-----										
TOTALS	RPI 1-25	RPI 26-50	W-L RECORDS	RPI 51-100	RPI 101-150	RPI 150+				
7- 11	0- 0	0- 1	OVERALL	0- 2	0- 5	7- 3				
1- 6	0- 0	0- 1	HOME	0- 1	0- 4	1- 0				
5- 2	0- 0	0- 0	AWAY	0- 0	0- 0	5- 0				
1- 3	0- 0	0- 0	NEUTRAL	0- 1	0- 0	1- 2				
5- 8	0- 0	0- 1	NON-CONFERENCE	0- 2	0- 3	5- 2				
0- 4	0- 0	0- 1	HOME	0- 1	0- 2	0- 0				
4- 1	0- 0	0- 0	AWAY	0- 0	0- 1	4- 0				
1- 3	0- 0	0- 0	NEUTRAL	0- 1	0- 0	1- 2				
2- 3	0- 0	0- 0	CONFERENCE	0- 0	0- 2	2- 1				
1- 2	0- 0	0- 0	HOME	0- 0	0- 2	1- 0				
1- 1	0- 0	0- 0	AWAY	0- 0	0- 0	1- 1				
0- 0	0- 0	0- 0	NEUTRAL	0- 0	0- 0	0- 0				

RPI	S	Opponent	Score	RPI	S	Opponent	Score	RPI	S	Opponent	Score	RPI	S	Opponent	Score
43	H	Qui nni pi ac	65 81	84	N	Wright St.	69 85	103	H	Wake Forest	81 85	121	H	Saint Loui s	61 79
				89	H	Navy	56 76	134	H	William & Mary	64 78	136	H	Davi dson	65 68
								149	A	Stetson	67 72	156	A	Saint Joseph' s	72 81
								181	A	Col umbi a	85 79	187	H	La Salle	77 51
								209	N	Flori da	80 87	218	N	Bethune-Cookman	50 63
								248	A	East Caroli na	65 64	272	A	Fairfi eld	72 67
								317	A	Old Domini on	54 45	325	A	Rhode Isl and	74 53
								342	N	Savannah St.	100 63				
LAST 12 Di vi si on I GAMES:															
325	A	Rhode Isl and	74 53	136	H	Davi dson	65 68	156	A	Saint Joseph' s	72 81	187	H	La Salle	77 51
218	N	Bethune-Cookman	50 63	121	H	Saint Loui s	61 79	317	A	Old Domini on	54 45	84	N	Wright St.	69 85
149	A	Stetson	67 72	89	H	Navy	56 76								
43	H	Qui nni pi ac	65 81												
134	H	William & Mary	64 78												

Non-Di v I Games:

Ri chmond

Average RPI Win:	295	WON-LOST	WINNING	LAST 10	STRENGTH OF	OPP. STRENGTH	TEAM	ADJ.	CONF.	ADJ CONF.
Average RPI Loss:	185	RECORD	PCT. RANK	GAMES	SCHEDULE	OF SCHEDULE	RPI	RPI	RPI	RPI
DIV. I ONLY	6- 10	236	6- 4	304	332	276	276	25	25	
DIV. I NON-CONF.	3- 8	267	3- 4	265	326	288	288	25	25	
-----										
TOTALS	RPI 1-25	RPI 26-50	W-L RECORDS	RPI 51-100	RPI 101-150	RPI 150+				
6- 10	0- 0	0- 0	OVERALL	0- 2	0- 1	6- 7				
2- 5	0- 0	0- 0	HOME	0- 0	0- 1	2- 4				
4- 4	0- 0	0- 0	AWAY	0- 2	0- 0	4- 2				
0- 1	0- 0	0- 0	NEUTRAL	0- 0	0- 0	0- 1				
3- 8	0- 0	0- 0	NON-CONFERENCE	0- 2	0- 1	3- 5				
1- 3	0- 0	0- 0	HOME	0- 0	0- 1	1- 2				
2- 4	0- 0	0- 0	AWAY	0- 2	0- 0	2- 2				
0- 1	0- 0	0- 0	NEUTRAL	0- 0	0- 0	0- 1				
3- 2	0- 0	0- 0	CONFERENCE	0- 0	0- 0	3- 2				
1- 2	0- 0	0- 0	HOME	0- 0	0- 0	1- 2				
2- 0	0- 0	0- 0	AWAY	0- 0	0- 0	2- 0				
0- 0	0- 0	0- 0	NEUTRAL	0- 0	0- 0	0- 0				

R  
i  
d  
e  
rR  
i  
d  
e  
r

RPI 1-25				RPI 26-50				RPI 51-100				RPI 101+ Team's RPI: 276					
RPI	S	Opponent	Score	RPI	S	Opponent	Score	RPI	S	Opponent	Score	RPI	S	Opponent	Score		
								89	A	Navy	44	63	147	H	Binghamton	54	76
								98	A	Seton Hall	49	85	159	H	Bucknell	71	76
												184	H	Marist	69	80	
												187	A	La Salle	76	55	
												200	H	Siena	67	71	
												233	H	Holy Cross	56	83	
												243	A	Lafayette	45	60	
												248	N	East Carolina	63	66	
												253	A	Mt. St. Mary's	78	82	
												272	A	Fairfield	61	45	
												316	H	Canisius	70	54	
												322	H	Vermont	64	49	
												327	A	Saint Peter's	57	52	
												346	A	NJIT	79	64	
LAST 12 Division I GAMES:																	
184	H	Marist	69	80	272	A	Fairfield	61	45								
147	H	Binghamton	54	76	316	H	Canisius	70	54								
346	A	NJIT	79	64	327	A	Saint Peter's	57	52								
253	A	Mt. St. Mary's	78	82	200	H	Siena	67	71								
187	A	La Salle	76	55	248	N	East Carolina	63	66								
322	H	Vermont	64	49	98	A	Seton Hall	49	85								

Non-Div I Games:

Ri der

Average RPI Win:	249	WON-LOST	WINNING	LAST 10	STRENGTH OF	OPP. STRENGTH	TEAM	ADJ.	CONF.	ADJ CONF.
Average RPI Loss:	116	RECORD	PCT. RANK	GAMES	SCHEDULE	OF SCHEDULE	RPI	RPI	RPI	RPI
DIV. I ONLY	11- 4	59	8- 1	294	250	144	144	28	28	
DIV. I NON-CONF.	6- 4	121	4- 2	306	162	215	215	28	28	
-----										
TOTALS	RPI 1-25	RPI 26-50	W-L RECORDS	RPI 51-100	RPI 101-150	RPI 150+				
11- 4	0- 0	0- 1	OVERALL	0- 0	1- 2	10- 1				
6- 2	0- 0	0- 0	HOME	0- 0	1- 2	5- 0				
5- 1	0- 0	0- 1	AWAY	0- 0	0- 0	5- 0				
0- 1	0- 0	0- 0	NEUTRAL	0- 0	0- 0	0- 1				
6- 4	0- 0	0- 1	NON-CONFERENCE	0- 0	0- 2	6- 1				
3- 2	0- 0	0- 0	HOME	0- 0	0- 2	3- 0				
3- 1	0- 0	0- 1	AWAY	0- 0	0- 0	3- 0				
0- 1	0- 0	0- 0	NEUTRAL	0- 0	0- 0	0- 1				
5- 0	0- 0	0- 0	CONFERENCE	0- 0	1- 0	4- 0				
3- 0	0- 0	0- 0	HOME	0- 0	1- 0	2- 0				
2- 0	0- 0	0- 0	AWAY	0- 0	0- 0	2- 0				
0- 0	0- 0	0- 0	NEUTRAL	0- 0	0- 0	0- 0				

RPI 1-25				RPI 26-50				RPI 51-100				RPI 101+ Team's RPI: 144			
RPI	S	Opponent	Score	RPI	S	Opponent	Score	RPI	S	Opponent	Score	RPI	S	Opponent	Score
				33	A	Michigan St.	58 100					118	H	Kent St.	31 46
												131	H	Bowling Green	62 64
												148	H	Saint Francis (PA)	63 62
												180	N	San Francisco	45 57
												193	A	Cal Poly	66 50
												240	A	Sacred Heart	91 57
												243	H	Lafayette	63 42
												252	H	LIU Brooklyn	60 53
												260	H	Monmouth	56 38
												261	H	Youngstown St.	84 52
												262	A	Northern Ky.	59 50
												275	H	St. Francis Brooklyn	59 36
												292	A	Fairleigh Dickinson	77 68
												312	A	Delaware St.	65 42
LAST 12 Division I GAMES:															
292	A	Fairleigh Dickinson	77 68	148	H	Saint Francis (PA)	63 62								
118	H	Kent St.	31 46	275	H	St. Francis Brooklyn	59 36								
243	H	Lafayette	63 42	252	H	LIU Brooklyn	60 53								
312	A	Delaware St.	65 42	240	A	Sacred Heart	91 57								
260	H	Monmouth	56 38	180	N	San Francisco	45 57								
261	H	Youngstown St.	84 52	193	A	Cal Poly	66 50								

Non-Div I Games: Clarion 67 60

Robert Morris

Average RPI Win:	102	WON-LOST	WINNING	LAST 10	STRENGTH OF	OPP. STRENGTH	TEAM	ADJ.	CONF.	ADJ CONF.
Average RPI Loss:	35	RECORD	PCT. RANK	GAMES	SCHEDULE	OF SCHEDULE	RPI	RPI	RPI	RPI
DIV. I ONLY	17- 3	17	9- 1	14	11	10	10	3	3	
DIV. I NON-CONF.	12- 2	23	6- 0	22	10	10	10	4	4	
-----										
TOTALS	RPI 1-25	RPI 26-50	W-L RECORDS	RPI 51-100	RPI 101-150	RPI 150+				
17- 3	0- 1	6- 1	OVERALL	5- 1	2- 0	4- 0				
12- 0	0- 0	5- 0	HOME	3- 0	2- 0	2- 0				
4- 1	0- 0	1- 1	AWAY	1- 0	0- 0	2- 0				
1- 2	0- 1	0- 0	NEUTRAL	1- 1	0- 0	0- 0				
12- 2	0- 1	4- 0	NON-CONFERENCE	3- 1	1- 0	4- 0				
8- 0	0- 0	4- 0	HOME	1- 0	1- 0	2- 0				
3- 0	0- 0	0- 0	AWAY	1- 0	0- 0	2- 0				
1- 2	0- 1	0- 0	NEUTRAL	1- 1	0- 0	0- 0				
5- 1	0- 0	2- 1	CONFERENCE	2- 0	1- 0	0- 0				
4- 0	0- 0	1- 0	HOME	2- 0	1- 0	0- 0				
1- 1	0- 0	1- 1	AWAY	0- 0	0- 0	0- 0				
0- 0	0- 0	0- 0	NEUTRAL	0- 0	0- 0	0- 0				

RPI	S	Opponent	Score	RPI	S	Opponent	Score	RPI	S	Opponent	Score	RPI	S	Opponent	Score
14	N	South Carolina	68 78	27	H	NC State	57 53	51	N	Washington St.	60 63	103	H	Wake Forest	65 51
				33	A	Michigan St.	61 58	53	H	Minnesota	80 70	141	H	Illinois	76 37
				41	A	Purdue	33 47	79	N	Western Mich.	75 64	158	A	Temple	84 67
				41	H	Purdue	58 50	83	H	Penn St.	70 65	195	A	Charlotte	77 54
				44	H	Virginia	52 43	87	A	James Madison	76 63	200	H	Siena	59 47
				47	H	Princeton	70 50	98	H	Seton Hall	70 45	292	H	Fairleigh Dickinson	101 35
				48	H	Houston	75 57								
LAST 12 Division I GAMES:															
				33	A	Michigan St.	61 58	53	H	Minnesota	80 70				
				41	H	Purdue	58 50	41	A	Purdue	33 47				
				48	H	Houston	75 57	83	H	Penn St.	70 65				
				47	H	Princeton	70 50	141	H	Illinois	76 37				
				292	H	Fairleigh Dickinson	101 35	44	H	Virginia	52 43				
				98	H	Seton Hall	70 45	200	H	Siena	59 47				

Non-Div I Games:

Rutgers



Average RPI Win:	264	WON-LOST	WINNING	LAST 10	STRENGTH OF	OPP. STRENGTH	TEAM	ADJ.	CONF.	ADJ CONF.
Average RPI Loss:	174	RECORD	PCT. RANK	GAMES	SCHEDULE	OF SCHEDULE	RPI	RPI	RPI	RPI
DIV. I ONLY	9- 3	50	6- 2	345	214	178	178	27	27	
DIV. I NON-CONF.	4- 3	143	2- 2	298	278	190	190	26	26	
-----										
TOTALS	RPI 1-25	RPI 26-50	W-L RECORDS	RPI 51-100	RPI 101-150	RPI 150+				
9- 3	0- 0	0- 0	OVERALL	0- 1	1- 0	8- 2				
4- 0	0- 0	0- 0	HOME	0- 0	1- 0	3- 0				
3- 3	0- 0	0- 0	AWAY	0- 1	0- 0	3- 2				
2- 0	0- 0	0- 0	NEUTRAL	0- 0	0- 0	2- 0				
4- 3	0- 0	0- 0	NON-CONFERENCE	0- 1	1- 0	3- 2				
2- 0	0- 0	0- 0	HOME	0- 0	1- 0	1- 0				
0- 3	0- 0	0- 0	AWAY	0- 1	0- 0	0- 2				
2- 0	0- 0	0- 0	NEUTRAL	0- 0	0- 0	2- 0				
5- 0	0- 0	0- 0	CONFERENCE	0- 0	0- 0	5- 0				
2- 0	0- 0	0- 0	HOME	0- 0	0- 0	2- 0				
3- 0	0- 0	0- 0	AWAY	0- 0	0- 0	3- 0				
0- 0	0- 0	0- 0	NEUTRAL	0- 0	0- 0	0- 0				

S  
F  
A

RPI 1-25				RPI 26-50				RPI 51-100				RPI 101+				Team's RPI: 178	
RPI	S	Opponent	Score	RPI	S	Opponent	Score	RPI	S	Opponent	Score	RPI	S	Opponent	Score		
								57	A	Kansas St.	49	74	108	H	South Dakota	77	55
												216	A	New Orleans	74	67	
												227	A	Montana St.	54	59	
												239	A	Montana	52	60	
												245	A	Nicholls St.	86	73	
												273	H	Incarnate Word	60	49	
												301	N	Alcorn	83	79	
												302	A	Northwestern St.	70	62	
												304	H	Southeastern La.	79	67	
												305	N	Alabama St.	77	50	
												319	H	Coppin St.	72	59	
LAST 12 Division I GAMES:																	
304	H	Southeastern La.	79	67	273	H	Incarnate Word	60	49								
227	A	Montana St.	54	59	216	A	New Orleans	74	67								
239	A	Montana	52	60	302	A	Northwestern St.	70	62								
108	H	South Dakota	77	55	245	A	Nicholls St.	86	73								
301	N	Alcorn	83	79	319	H	Coppin St.	72	59								
305	N	Alabama St.	77	50	57	A	Kansas St.	49	74								

S  
F  
A

Non-Div I Games: Howard Payne 105 35 Central Baptist 97 34 Tex. A&M-Commerce 83 61 Cent. Christian (KS) 105 32 SFA

Loss, Non-Conf, S Site, H Home A Away N Neutral

S  
I  
U  
E

SIUE				Through Games Of Jan. 14, 2018						
Average RPI Win:	250	WON-LOST	WINNING	LAST 10	STRENGTH OF	OPP. STRENGTH	TEAM	ADJ.	CONF.	ADJ CONF.
Average RPI Loss:	108	RECORD	PCT. RANK	GAMES	SCHEDULE	OF SCHEDULE	RPI	RPI	RPI	RPI
DIV. I ONLY	8- 9	187	5- 5	138	243	164	164	26	26	
DIV. I NON-CONF.	3- 8	267	0- 6	112	73	227	227	27	27	
-----										
TOTALS	RPI 1-25	RPI 26-50	W-L RECORDS	RPI 51-100	RPI 101-150	RPI 150+				
8- 9	0- 1	0- 2	OVERALL	0- 2	1- 2	7- 2				
3- 4	0- 0	0- 1	HOME	0- 1	1- 2	2- 0				
5- 4	0- 1	0- 1	AWAY	0- 1	0- 0	5- 1				
0- 1	0- 0	0- 0	NEUTRAL	0- 0	0- 0	0- 1				
3- 8	0- 1	0- 2	NON-CONFERENCE	0- 1	1- 2	2- 2				
2- 3	0- 0	0- 1	HOME	0- 0	1- 2	1- 0				
1- 4	0- 1	0- 1	AWAY	0- 1	0- 0	1- 1				
0- 1	0- 0	0- 0	NEUTRAL	0- 0	0- 0	0- 1				
5- 1	0- 0	0- 0	CONFERENCE	0- 1	0- 0	5- 0				
1- 1	0- 0	0- 0	HOME	0- 1	0- 0	1- 0				
4- 0	0- 0	0- 0	AWAY	0- 0	0- 0	4- 0				
0- 0	0- 0	0- 0	NEUTRAL	0- 0	0- 0	0- 0				

S  
I  
U  
E

RPI 1-25				RPI 26-50				RPI 51-100				RPI 101+ Team's RPI: 164			
RPI	S	Opponent	Score	RPI	S	Opponent	Score	RPI	S	Opponent	Score	RPI	S	Opponent	Score
15	A	Missouri	48 78	28	A	FGCU	49 66	71	H	Belmont	55 72	107	H	Northern Ill.	75 86
				45	H	Central Mich.	56 94	81	A	Nebraska	53 62	121	H	Saint Louis	79 72
												149	H	Stetson	61 65
												165	A	Southern Ill.	57 53
												213	A	Morehead St.	66 51
												229	N	Akron	58 59
												237	A	Austin Peay	61 38
												247	A	Illinois St.	47 62
												297	A	Eastern Ky.	62 60
												310	H	Air Force	76 40
												314	A	Murray St.	75 70
												340	H	Tennessee St.	74 63
LAST 12 Division I GAMES:															
314	A	Murray St.	75 70	340	H	Tennessee St.	74 63								
237	A	Austin Peay	61 38	71	H	Belmont	55 72								
28	A	FGCU	49 66	213	A	Morehead St.	66 51								
229	N	Akron	58 59	297	A	Eastern Ky.	62 60								
107	H	Northern Ill.	75 86	45	H	Central Mich.	56 94								
15	A	Missouri	48 78	149	H	Stetson	61 65								

Non-Div I Games:

SIUE

SMU

S  
M  
U

SMU

Average RPI Win:	212	WON-LOST	WINNING	LAST 10	STRENGTH OF	OPP. STRENGTH	TEAM	ADJ.	CONF.	ADJ CONF.
Average RPI Loss:	137	RECORD	PCT. RANK	GAMES	SCHEDULE	OF SCHEDULE	RPI	RPI	RPI	RPI
DIV. I ONLY	2- 13	317	1- 8	100	145	263	263	19	19	
DIV. I NON-CONF.	1- 9	318	1- 5	41	89	232	232	15	15	
-----										
TOTALS	RPI 1-25	RPI 26-50	W-L RECORDS	RPI 51-100	RPI 101-150	RPI 150+				
2- 13	0- 1	0- 1	OVERALL	0- 3	0- 2	2- 6				
1- 1	0- 0	0- 0	HOME	0- 0	0- 0	1- 1				
0- 10	0- 1	0- 1	AWAY	0- 2	0- 1	0- 5				
1- 2	0- 0	0- 0	NEUTRAL	0- 1	0- 1	1- 0				
1- 9	0- 1	0- 1	NON-CONFERENCE	0- 3	0- 1	1- 3				
0- 0	0- 0	0- 0	HOME	0- 0	0- 0	0- 0				
0- 7	0- 1	0- 1	AWAY	0- 2	0- 0	0- 3				
1- 2	0- 0	0- 0	NEUTRAL	0- 1	0- 1	1- 0				
1- 4	0- 0	0- 0	CONFERENCE	0- 0	0- 1	1- 3				
1- 1	0- 0	0- 0	HOME	0- 0	0- 0	1- 1				
0- 3	0- 0	0- 0	AWAY	0- 0	0- 1	0- 2				
0- 0	0- 0	0- 0	NEUTRAL	0- 0	0- 0	0- 0				

RPI 1-25				RPI 26-50				RPI 51-100				RPI 101+ Team's RPI: 263			
RPI	S	Opponent	Score	RPI	S	Opponent	Score	RPI	S	Opponent	Score	RPI	S	Opponent	Score
24	A	Arizona St.	58 106	32	A	West Virginia	47 101	56	A	UC Davis	72 79	107	N	Northern Ill.	75 84
								76	N	Miami (FL)	56 82	150	A	Portland St.	73 74
								94	A	Kentucky	70 101	180	A	San Francisco	76 90
												182	A	Nevada	68 95
												198	H	Idaho	79 64
												201	H	Eastern Wash.	72 83
												213	A	Morehead St.	71 75
												225	N	UC Riverside	99 72
												227	A	Montana St.	50 85
												239	A	Montana	59 68
-----															
LAST 12 Division I GAMES:															
150	A	Portland St.	73 74	227	A	Montana St.	50 85								
107	N	Northern Ill.	75 84	239	A	Montana	59 68								
76	N	Miami (FL)	56 82	201	H	Eastern Wash.	72 83								
180	A	San Francisco	76 90	198	H	Idaho	79 64								
56	A	UC Davis	72 79	182	A	Nevada	68 95								
225	N	UC Riverside	99 72	24	A	Arizona St.	58 106								

Non-Div I Games: Antelope Valley 95 62

Sacramento St.

Average RPI Win:	245	WON-LOST	WINNING	LAST 10	STRENGTH OF	OPP. STRENGTH	TEAM	ADJ.	CONF.	ADJ CONF.
Average RPI Loss:	161	RECORD	PCT. RANK	GAMES	SCHEDULE	OF SCHEDULE	RPI	RPI	RPI	RPI
DIV. I ONLY	6- 10	236	4- 6	235	267	240	240	28	28	
DIV. I NON-CONF.	4- 7	226	2- 5	166	263	229	229	28	28	
-----										
TOTALS	RPI 1-25	RPI 26-50	W-L RECORDS	RPI 51-100	RPI 101-150	RPI 150+				
6- 10	0- 1	0- 0	OVERALL	0- 0	0- 5	6- 4				
3- 4	0- 0	0- 0	HOME	0- 0	0- 3	3- 1				
3- 6	0- 1	0- 0	AWAY	0- 0	0- 2	3- 3				
0- 0	0- 0	0- 0	NEUTRAL	0- 0	0- 0	0- 0				
4- 7	0- 1	0- 0	NON-CONFERENCE	0- 0	0- 3	4- 3				
3- 2	0- 0	0- 0	HOME	0- 0	0- 1	3- 1				
1- 5	0- 1	0- 0	AWAY	0- 0	0- 2	1- 2				
0- 0	0- 0	0- 0	NEUTRAL	0- 0	0- 0	0- 0				
2- 3	0- 0	0- 0	CONFERENCE	0- 0	0- 2	2- 1				
0- 2	0- 0	0- 0	HOME	0- 0	0- 2	0- 0				
2- 1	0- 0	0- 0	AWAY	0- 0	0- 0	2- 1				
0- 0	0- 0	0- 0	NEUTRAL	0- 0	0- 0	0- 0				

RPI 1-25				RPI 26-50				RPI 51-100				RPI 101+ Team's RPI: 240			
RPI	S	Opponent	Score	RPI	S	Opponent	Score	RPI	S	Opponent	Score	RPI	S	Opponent	Score
6	A	Florida St.	52 101									101	A	Harvard	62 70
												104	A	Brown	77 102
												139	H	New Hampshire	47 74
												144	H	Robert Morris	57 91
												148	H	Saint Francis (PA)	48 89
												161	H	Providence	78 75
												172	H	Lehigh	65 55
												200	A	Siena	57 62
												215	H	Hofstra	81 86
												230	H	Manhattan	65 61
												253	A	Mt. St. Mary's	82 52
												260	A	Monmouth	64 69
												293	A	Central Conn. St.	59 69
												315	A	Wagner	72 55
												336	A	Florida A&M	73 68
LAST 12 Division I GAMES:															
148	H	Saint Francis (PA)	48 89	293	A	Central Conn. St.	59 69								
139	H	New Hampshire	47 74	315	A	Wagner	72 55								
200	A	Siena	57 62	253	A	Mt. St. Mary's	82 52								
161	H	Providence	78 75	144	H	Robert Morris	57 91								
104	A	Brown	77 102	215	H	Hofstra	81 86								
172	H	Lehigh	65 55	6	A	Florida St.	52 101								

Non-Div I Games:

Sacred Heart

Average RPI Win:	264	WON-LOST	WINNING	LAST 10	STRENGTH OF	OPP. STRENGTH	TEAM	ADJ.	CONF.	ADJ CONF.
Average RPI Loss:	130	RECORD	PCT. RANK	GAMES	SCHEDULE	OF SCHEDULE	RPI	RPI	RPI	RPI
DIV. I ONLY	8- 8	165	6- 4	193	271	148	148	28	28	
DIV. I NON-CONF.	4- 7	226	2- 5	206	182	207	207	28	28	
-----										
TOTALS	RPI 1-25	RPI 26-50	W-L RECORDS	RPI 51-100	RPI 101-150	RPI 150+				
8- 8	0- 0	0- 0	OVERALL	0- 3	0- 2	8- 3				
3- 1	0- 0	0- 0	HOME	0- 0	0- 1	3- 0				
4- 6	0- 0	0- 0	AWAY	0- 3	0- 1	4- 1				
1- 1	0- 0	0- 0	NEUTRAL	0- 0	0- 0	1- 1				
4- 7	0- 0	0- 0	NON-CONFERENCE	0- 3	0- 1	4- 3				
1- 1	0- 0	0- 0	HOME	0- 0	0- 1	1- 0				
2- 5	0- 0	0- 0	AWAY	0- 3	0- 0	2- 2				
1- 1	0- 0	0- 0	NEUTRAL	0- 0	0- 0	1- 1				
4- 1	0- 0	0- 0	CONFERENCE	0- 0	0- 1	4- 0				
2- 0	0- 0	0- 0	HOME	0- 0	0- 0	2- 0				
2- 1	0- 0	0- 0	AWAY	0- 0	0- 1	2- 0				
0- 0	0- 0	0- 0	NEUTRAL	0- 0	0- 0	0- 0				

RPI 1-25				RPI 26-50				RPI 51-100				RPI 101+				Team's RPI: 148
RPI	S	Opponent	Score	RPI	S	Opponent	Score	RPI	S	Opponent	Score	RPI	S	Opponent	Score	
								65	A	Gonzaga	74 97	134	H	William & Mary	86 92	
								67	A	Tol edo	66 74	144	A	Robert Morris	62 63	
								69	A	Duquesne	68 87	152	A	Cincinnati	77 73	
												177	A	Boise St.	59 87	
												181	A	Col umbi a	81 94	
												202	N	Southeast Mo. St.	50 82	
												240	A	Sacred Heart	89 48	
												252	H	LIU Brooklyn	101 71	
												261	H	Youngstown St.	79 65	
												275	H	St. Francis Brooklyn	90 75	
												292	A	Fairleigh Dickinson	80 56	
												317	N	Old Dominion	79 68	
												323	A	Portland	106 101	
LAST 12 Division I GAMES:																
240	A	Sacred Heart	89 48	144	A	Robert Morris	62 63	252	H	LIU Brooklyn	101 71	275	H	St. Francis Brooklyn	90 75	
177	A	Boise St.	59 87	292	A	Fairleigh Dickinson	80 56	134	H	William & Mary	86 92	69	A	Duquesne	68 87	
323	A	Portland	106 101													
65	A	Gonzaga	74 97													
261	H	Youngstown St.	79 65													
181	A	Col umbi a	81 94													

Non-Div I Games: Seton Hill 103 71

Saint Francis (PA)

Average RPI	Win: 240	WON-LOST	WINNING	LAST 10	STRENGTH OF	OPP. STRENGTH	TEAM	ADJ.	CONF.	ADJ CONF.
Average RPI	Loss: 126	RECORD	PCT. RANK	GAMES	SCHEDULE	OF SCHEDULE	RPI	RPI	RPI	RPI
DIV. I ONLY	9- 8	158	4- 6	182	205	156	156	13	13	
DIV. I NON-CONF.	5- 7	212	0- 7	150	178	171	171	13	13	
-----										
TOTALS	RPI 1-25	RPI 26-50	W-L RECORDS	RPI 51-100	RPI 101-150	RPI 150+				
9- 8	0- 1	0- 1	OVERALL	1- 2	0- 0	8- 4				
4- 3	0- 0	0- 0	HOME	0- 2	0- 0	4- 1				
5- 4	0- 1	0- 0	AWAY	1- 0	0- 0	4- 3				
0- 1	0- 0	0- 1	NEUTRAL	0- 0	0- 0	0- 0				
5- 7	0- 1	0- 1	NON-CONFERENCE	1- 1	0- 0	4- 4				
2- 2	0- 0	0- 0	HOME	0- 1	0- 0	2- 1				
3- 4	0- 1	0- 0	AWAY	1- 0	0- 0	2- 3				
0- 1	0- 0	0- 1	NEUTRAL	0- 0	0- 0	0- 0				
4- 1	0- 0	0- 0	CONFERENCE	0- 1	0- 0	4- 0				
2- 1	0- 0	0- 0	HOME	0- 1	0- 0	2- 0				
2- 0	0- 0	0- 0	AWAY	0- 0	0- 0	2- 0				
0- 0	0- 0	0- 0	NEUTRAL	0- 0	0- 0	0- 0				

RPI 1-25				RPI 26-50				RPI 51-100				RPI 101+				Team's RPI: 156
RPI	S	Opponent	Score	RPI	S	Opponent	Score	RPI	S	Opponent	Score	RPI	S	Opponent	Score	
13	A	Villanova	44 79	47	N	Princeton	54 63	60	H	Drexel	58 65	158	A	Temple	66 69	
								77	H	Dayton	59 65	159	A	Bucknell	77 53	
								87	A	James Madison	73 66	162	H	Penn	50 57	
												199	A	Niagara	93 69	
												209	A	Florida	51 71	
												223	A	St. Bonaventure	70 64	
												232	H	Richmond	81 72	
												279	A	Towson	66 90	
												290	A	Massachusetts	84 79	
												306	H	VCU	79 41	
												327	H	Saint Peter's	87 58	
												335	H	Eastern Ill.	80 62	
LAST 12 Division I GAMES:																
306	H	VCU	79 41	290	A	Massachusetts	84 79									
209	A	Florida	51 71	232	H	Richmond	81 72									
47	N	Princeton	54 63	77	H	Dayton	59 65									
60	H	Drexel	58 65	223	A	St. Bonaventure	70 64									
162	H	Penn	50 57	13	A	Villanova	44 79									
279	A	Towson	66 90	158	A	Temple	66 69									

Non-Div I Games:

Saint Joseph's

Average RPI Win:	191	WON-LOST	WINNING	LAST 10	STRENGTH OF	OPP. STRENGTH	TEAM	ADJ.	CONF.	ADJ CONF.
Average RPI Loss:	80	RECORD	PCT. RANK	GAMES	SCHEDULE	OF SCHEDULE	RPI	RPI	RPI	RPI
DIV. I ONLY	8- 9	187	5- 5	104	56	121	121	13	13	
DIV. I NON-CONF.	6- 7	184	4- 4	138	23	143	143	13	13	
-----										
TOTALS	RPI 1-25	RPI 26-50	W-L RECORDS	RPI 51-100	RPI 101-150	RPI 150+				
8- 9	0- 1	0- 2	OVERALL	1- 3	2- 1	5- 2				
4- 2	0- 0	0- 0	HOME	0- 0	1- 1	3- 1				
2- 6	0- 0	0- 1	AWAY	0- 2	0- 0	2- 1				
2- 1	0- 0	0- 1	NEUTRAL	1- 0	1- 0	0- 0				
6- 7	0- 1	0- 2	NON-CONFERENCE	1- 1	2- 1	3- 2				
3- 2	0- 0	0- 0	HOME	0- 0	1- 1	2- 1				
1- 4	0- 1	0- 1	AWAY	0- 1	0- 0	1- 1				
2- 1	0- 0	0- 1	NEUTRAL	1- 0	1- 0	0- 0				
2- 2	0- 0	0- 0	CONFERENCE	0- 2	0- 0	2- 0				
1- 0	0- 0	0- 0	HOME	0- 0	0- 0	1- 0				
1- 2	0- 0	0- 0	AWAY	0- 2	0- 0	1- 0				
0- 0	0- 0	0- 0	NEUTRAL	0- 0	0- 0	0- 0				

RPI 1-25				RPI 26-50				RPI 51-100				RPI 101+				Team's RPI: 121
RPI	S	Opponent	Score	RPI	S	Opponent	Score	RPI	S	Opponent	Score	RPI	S	Opponent	Score	
15	A	Missouri	58 70	26	A	DePaul	78 86	51	A	Washington St.	63 85	106	N	Cleveland St.	80 64	
				49	N	LSU	59 71	62	A	Fordham	63 66	127	H	Vanderbilt	69 74	
								77	A	Dayton	76 101	129	H	Little Rock	48 45	
								96	N	Ole Miss	79 64	151	H	Loyola Marymount	60 62	
												164	A	SIUE	72 79	
												176	H	Tulsa	77 66	
												223	H	St. Bonaventure	78 55	
												232	A	Richmond	79 61	
												264	H	Lipscomb	101 57	
												299	A	Indiana St.	60 59	
-----																
LAST 12 Division I GAMES:																
176	H	Tulsa	77 66	77	A	Dayton	76 101									
264	H	Lipscomb	101 57	62	A	Fordham	63 66									
15	A	Missouri	58 70	232	A	Richmond	79 61									
51	A	Washington St.	63 85	223	H	St. Bonaventure	78 55									
129	H	Little Rock	48 45	49	N	LSU	59 71									
127	H	Vanderbilt	69 74	106	N	Cleveland St.	80 64									

Non-Div I Games:

Saint Louis



Average RPI Win:	174	WON-LOST	WINNING	LAST 10	STRENGTH OF	OPP. STRENGTH	TEAM	ADJ.	CONF.	ADJ CONF.
Average RPI Loss:	69	RECORD	PCT. RANK	GAMES	SCHEDULE	OF SCHEDULE	RPI	RPI	RPI	RPI
DIV. I ONLY	12- 5	69	7- 3	107	64	63	63	12	12	
DIV. I NON-CONF.	7- 4	102	3- 3	81	17	59	59	11	11	
-----										
TOTALS	RPI 1-25	RPI 26-50	W-L RECORDS	RPI 51-100	RPI 101-150	RPI 150+				
12- 5	0- 1	0- 1	OVERALL	2- 2	2- 0	8- 1				
7- 1	0- 0	0- 0	HOME	2- 1	1- 0	4- 0				
3- 4	0- 1	0- 1	AWAY	0- 1	1- 0	2- 1				
2- 0	0- 0	0- 0	NEUTRAL	0- 0	0- 0	2- 0				
7- 4	0- 1	0- 1	NON-CONFERENCE	2- 2	0- 0	5- 0				
4- 1	0- 0	0- 0	HOME	2- 1	0- 0	2- 0				
1- 3	0- 1	0- 1	AWAY	0- 1	0- 0	1- 0				
2- 0	0- 0	0- 0	NEUTRAL	0- 0	0- 0	2- 0				
5- 1	0- 0	0- 0	CONFERENCE	0- 0	2- 0	3- 1				
3- 0	0- 0	0- 0	HOME	0- 0	1- 0	2- 0				
2- 1	0- 0	0- 0	AWAY	0- 0	1- 0	1- 1				
0- 0	0- 0	0- 0	NEUTRAL	0- 0	0- 0	0- 0				

RPI 1-25				RPI 26-50				RPI 51-100 Team's RPI: 63				RPI 101+			
RPI	S	Opponent	Score	RPI	S	Opponent	Score	RPI	S	Opponent	Score	RPI	S	Opponent	Score
23	A	Cal i forni a	80 87	41	A	Purdue	60 70	51	H	Washington St.	81 75	130	H	BYU	57 49
								56	H	UC Davis	50 74	146	A	Paci fi c	70 69
								72	A	Utah	63 74	151	A	Loyol a Marymount	57 69
								75	H	Indi ana	88 82	177	A	Boi se St.	74 72
												189	A	San Di ego	75 53
												193	H	Cal Poly	82 64
												201	N	Eastern Wash.	76 56
												204	H	Pepperdi ne	75 62
												211	H	UC Santa Barbara	89 59
												251	N	UT Martin	69 58
												258	H	Santa Clara	59 46
-----															
LAST 12 Division I GAMES:															
130	H	BYU	57 49	204	H	Pepperdi ne	75 62								
151	A	Loyol a Marymount	57 69	258	H	Santa Clara	59 46								
41	A	Purdue	60 70	189	A	San Di ego	75 53								
201	N	Eastern Wash.	76 56	146	A	Paci fi c	70 69								
251	N	UT Martin	69 58	72	A	Utah	63 74								
56	H	UC Davis	50 74	177	A	Boi se St.	74 72								

Non-Div I Games:

Saint Mary's (CA)

## Saint Peter's

Through Games Of Jan. 14, 2018

Average RPI Win:	230	WON-LOST	WINNING	LAST 10	STRENGTH OF	OPP. STRENGTH	TEAM	ADJ.	CONF.	ADJ CONF.
Average RPI Loss:	220	RECORD	PCT. RANK	GAMES	SCHEDULE	OF SCHEDULE	RPI	RPI	RPI	RPI
DIV. I ONLY	3- 12	299	0- 9	318	329	327	327	25	25	
DIV. I NON-CONF.	3- 8	267	1- 6	314	345	323	323	25	25	
-----										
TOTALS	RPI 1-25	RPI 26-50	W-L RECORDS	RPI 51-100	RPI 101-150	RPI 150+				
3- 12	0- 0	0- 1	OVERALL	1- 1	0- 1	2- 9				
1- 4	0- 0	0- 0	HOME	0- 0	0- 1	1- 3				
1- 8	0- 0	0- 1	AWAY	0- 1	0- 0	1- 5				
1- 0	0- 0	0- 0	NEUTRAL	1- 0	0- 0	0- 0				
3- 8	0- 0	0- 0	NON-CONFERENCE	1- 1	0- 1	2- 6				
1- 3	0- 0	0- 0	HOME	0- 0	0- 1	1- 2				
1- 5	0- 0	0- 0	AWAY	0- 1	0- 0	1- 4				
1- 0	0- 0	0- 0	NEUTRAL	1- 0	0- 0	0- 0				
0- 4	0- 0	0- 1	CONFERENCE	0- 0	0- 0	0- 3				
0- 1	0- 0	0- 0	HOME	0- 0	0- 0	0- 1				
0- 3	0- 0	0- 1	AWAY	0- 0	0- 0	0- 2				
0- 0	0- 0	0- 0	NEUTRAL	0- 0	0- 0	0- 0				

RPI 1-25				RPI 26-50				RPI 51-100				RPI 101+ Team's RPI: 327			
RPI	S	Opponent	Score	RPI	S	Opponent	Score	RPI	S	Opponent	Score	RPI	S	Opponent	Score
				43	A	Quinni pi ac	39 86	98	A	Seton Hall I	49 91	119	H	Yale	49 70
								100	N	Del aware	90 87	156	A	Saint Joseph's	58 87
												230	A	Manhattan	64 76
												243	H	Lafayette	64 61
												252	A	LIU Brooklyn	46 57
												260	A	Monmouth	44 51
												275	H	St. Francis Brooklyn	49 64
												276	H	Rider	52 57
												290	A	Massachusetts	65 81
												292	A	Fairleigh Dickinson	59 69
												346	A	NJIT	59 52
												349	H	UMass Lowell	60 66
LAST 12 Division I GAMES:															
292	A	Fairleigh Dickinson	59 69	43	A	Quinni pi ac	39 86	260	A	Monmouth	44 51	276	H	Rider	52 57
119	H	Yale	49 70									230	A	Manhattan	64 76
290	A	Massachusetts	65 81									100	N	Del aware	90 87
349	H	UMass Lowell	60 66									346	A	NJIT	59 52
275	H	St. Francis Brooklyn	49 64												
156	A	Saint Joseph's	58 87												

Non-Div I Games:

Saint Peter's

Loss, 
Non-Conf, 
S Site, 
H Home
A Away
N Neutral

Average RPI		Winn: 320	WON-LOST RECORD	WINNING PCT. RANK	LAST 10 GAMES	STRENGTH OF SCHEDULE	OPP. STRENGTH OF SCHEDULE	TEAM RPI	ADJ. RPI	CONF. RPI	ADJ. CONF. RPI
Loss: 186											
DIV. I ONLY		1- 11	335	1- 8	204	346	339	339	27	27	
DIV. I NON-CONF.		1- 6	307	1- 5	53	346	278	278	26	26	
TOTALS		RPI 1-25	RPI 26-50	W-L RECORDS		RPI 51-100	RPI 101-150	RPI 150+			
1- 11	0- 0	0- 1	OVERALL		0- 2	0- 2	1- 6				
1- 6	0- 0	0- 0	HOME		0- 0	0- 2	1- 4				
0- 5	0- 0	0- 0	AWAY		0- 0	0- 0	0- 0				
0- 0	0- 0	0- 0	NEUTRAL		0- 0	0- 0	0- 0				
1- 6	0- 0	0- 1	NON-CONFERENCE		0- 1	0- 2	1- 2				
1- 3	0- 0	0- 0	HOME		0- 0	0- 2	1- 1				
0- 3	0- 0	0- 1	AWAY		0- 1	0- 0	0- 1				
0- 0	0- 0	0- 0	NEUTRAL		0- 0	0- 0	0- 0				
0- 5	0- 0	0- 0	CONFERENCE		0- 1	0- 0	0- 4				
0- 3	0- 0	0- 0	HOME		0- 0	0- 0	0- 3				
0- 2	0- 0	0- 0	AWAY		0- 1	0- 0	0- 1				
0- 0	0- 0	0- 0	NEUTRAL		0- 0	0- 0	0- 0				

RPI 1-25				RPI 26-50				RPI 51-100				RPI 101+				Team's RPI: 339	
RPI	S	Opponent	Score	RPI	S	Opponent	Score	RPI	S	Opponent	Score	RPI	S	Opponent	Score		
				49	A	LSU	58 71	61	A	Arkansas	54 65	123	H	Rice	50 79		
								90	A	Central Ark.	44 69	137	H	Texas St.	41 73		
												208	A	Southern Miss.	38 58		
												244	A	Abilene Christian	65 83		
												271	H	Texas Southern	58 77		
												273	H	Incarnate Word	49 56		
												277	H	A&M-Corpus Christi	57 67		
												308	H	Houston Baptist	61 69		
												320	H	Jackson St.	74 68		
LAST 12 Division I GAMES:																	
				244	A	Abilene Christian	65 83	308	H	Houston Baptist	61 69						
				49	A	LSU	58 71	277	H	A&M-Corpus Christi	57 67						
				137	H	Texas St.	41 73	273	H	Incarnate Word	49 56						
				208	A	Southern Miss.	38 58	90	A	Central Ark.	44 69						
				320	H	Jackson St.	74 68	123	H	Rice	50 79						
				271	H	Texas Southern	58 77	61	A	Arkansas	54 65						

Non-Div I Games:	Wiley	80	41	St. Thomas	Houston	68	66
------------------	-------	----	----	------------	---------	----	----

Sam Houston St.

■ Loss, ■ Non-Conf, S Site, H Home A Away N Neutral

Average RPI Win:	211	WON-LOST	WINNING	LAST 10	STRENGTH OF	OPP. STRENGTH	TEAM	ADJ.	CONF.	ADJ CONF.
Average RPI Loss:	101	RECORD	PCT. RANK	GAMES	SCHEDULE	OF SCHEDULE	RPI	RPI	RPI	RPI
DIV. I ONLY	7- 10	222	4- 5	54	180	170	170	17	17	
DIV. I NON-CONF.	7- 7	170	5- 3	60	139	126	126	17	17	
<hr/>										
TOTALS	RPI 1-25	RPI 26-50	W-L RECORDS	RPI 51-100	RPI 101-150	RPI 150+				
7- 10	0- 2	0- 0	OVERALL	1- 4	1- 2	5- 2				
6- 2	0- 0	0- 0	HOME	1- 1	1- 1	4- 0				
0- 7	0- 0	0- 0	AWAY	0- 0	0- 0	0- 0				
1- 1	0- 0	0- 0	NEUTRAL	0- 0	0- 1	1- 0				
7- 7	0- 2	0- 0	NON-CONFERENCE	1- 3	1- 2	5- 0				
6- 1	0- 0	0- 0	HOME	1- 0	1- 1	4- 0				
0- 5	0- 2	0- 0	AWAY	0- 3	0- 0	0- 0				
1- 1	0- 0	0- 0	NEUTRAL	0- 0	0- 1	1- 0				
0- 3	0- 0	0- 0	CONFERENCE	0- 1	0- 0	0- 2				
0- 1	0- 0	0- 0	HOME	0- 1	0- 0	0- 0				
0- 2	0- 0	0- 0	AWAY	0- 0	0- 0	0- 2				
0- 0	0- 0	0- 0	NEUTRAL	0- 0	0- 0	0- 0				

RPI	S	Opponent	Score	RPI	S	Opponent	Score	RPI	S	Opponent	Score	RPI	S	Opponent	Score	Team's RPI: 170
6	A	Florida St.	62 87					52	H	UCF	58 51	113	H	Colorado	60 71	
25	A	Iowa	59 80					61	A	Arkansas	63 84	138	H	Hampton	66 61	
								71	A	Belmont	46 83	140	N	UTEP	33 46	
								74	H	Mercer	59 73	167	A	Furman	41 45	
								80	A	UAB	53 77	208	H	Southern Mi ss.	61 56	
												226	H	Troy	80 73	
												226	N	Troy	82 76	
												274	A	Wofford	46 58	
												305	H	Alabama St.	58 39	
												325	H	Rhode Island	67 37	
<hr/>																
LAST 12 Division I GAMES:																
226	N	Troy	82 76	74	H	Mercer	59 73									
140	N	UTEP	33 46	274	A	Wofford	46 58									
208	H	Southern Mi ss.	61 56	167	A	Furman	41 45									
226	H	Troy	80 73	138	H	Hampton	66 61									
80	A	UAB	53 77	52	H	UCF	58 51									
25	A	Iowa	59 80	6	A	Florida St.	62 87									

Non-Div I Games: AUM

59 46

Samford

Average RPI Win:	224	WON-LOST	WINNING	LAST 10	STRENGTH OF	OPP. STRENGTH	TEAM	ADJ.	CONF.	ADJ CONF.
Average RPI Loss:	160	RECORD	PCT. RANK	GAMES	SCHEDULE	OF SCHEDULE	RPI	RPI	RPI	RPI
DIV. I ONLY	9- 7	134	5- 5	283	157	189	189	12	12	
DIV. I NON-CONF.	6- 4	121	3- 3	292	197	167	167	11	11	
-----										
TOTALS	RPI 1-25	RPI 26-50	W-L RECORDS	RPI 51-100	RPI 101-150	RPI 150+				
9- 7	0- 1	0- 0	OVERALL	1- 1	0- 1	8- 4				
5- 2	0- 0	0- 0	HOME	1- 1	0- 1	4- 0				
3- 5	0- 1	0- 0	AWAY	0- 0	0- 0	3- 4				
1- 0	0- 0	0- 0	NEUTRAL	0- 0	0- 0	1- 0				
6- 4	0- 1	0- 0	NON-CONFERENCE	1- 0	0- 0	5- 3				
4- 0	0- 0	0- 0	HOME	1- 0	0- 0	3- 0				
1- 4	0- 1	0- 0	AWAY	0- 0	0- 0	1- 3				
1- 0	0- 0	0- 0	NEUTRAL	0- 0	0- 0	1- 0				
3- 3	0- 0	0- 0	CONFERENCE	0- 1	0- 1	3- 1				
1- 2	0- 0	0- 0	HOME	0- 1	0- 1	1- 0				
2- 1	0- 0	0- 0	AWAY	0- 0	0- 0	2- 1				
0- 0	0- 0	0- 0	NEUTRAL	0- 0	0- 0	0- 0				

RPI 1-25				RPI 26-50				RPI 51-100				RPI 101+				Team's RPI: 189
RPI	S	Opponent	Score	RPI	S	Opponent	Score	RPI	S	Opponent	Score	RPI	S	Opponent	Score	
23	A	Cal i forni a	64 89					53	H	Minnesota	72 69	146	H	Paci fi c	68 81	
								63	H	Saint Mary's (CA)	53 75	151	A	Loyol a Marymount	60 54	
												177	N	Boi se St.	72 52	
												180	A	San Franci sco	60 54	
												204	A	Pepperdi ne	62 66	
												211	A	UC Santa Barbara	71 58	
												217	A	Hawai i	63 64	
												219	A	Seattle U	73 80	
												249	A	San Diego St.	76 77	
												295	H	Southern Utah	72 59	
												296	H	UTSA	78 69	
												323	H	Portl and	59 52	
												330	H	Long Beach St.	74 40	
LAST 12 Division I GAMES:																
204	A	Pepperdi ne	62 66	151	A	Loyol a Marymount	60 54									
180	A	San Franci sco	60 54	146	H	Paci fi c	68 81									
296	H	UTSA	78 69	63	H	Saint Mary's (CA)	53 75									
53	H	Minnesota	72 69	323	H	Portl and	59 52									
23	A	Cal i forni a	64 89	249	A	San Diego St.	76 77									
219	A	Seattle U	73 80	211	A	UC Santa Barbara	71 58									

Non-Div I Games: San Diego Christian 82 53

San Diego

Average RPI Win: 229

Average RPI Loss: 185

WON-LOST  
RECORDWINNING  
PCT. RANKLAST 10  
GAMESSTRENGTH OF  
SCHEDULEOPP. STRENGTH  
OF SCHEDULETEAM  
RPIADJ.  
RPICONF.  
RPIADJ CONF.  
RPIDIV. I ONLY  
DIV. I NON-CONF.7- 8  
5- 5197  
1703- 6  
2- 4268  
276231  
285249  
254249  
25416  
1616  
16

TOTALS

RPI 1-25

RPI 26-50

W-L RECORDS

RPI 51-100

RPI 101-150

RPI 150+

7- 8  
5- 4  
2- 2  
0- 20- 0  
0- 0  
0- 0  
0- 00- 1  
0- 0  
0- 0  
0- 1OVERALL  
HOME  
AWAY  
NEUTRAL1- 0  
1- 0  
0- 0  
0- 00- 1  
0- 0  
0- 0  
0- 16- 6  
4- 4  
2- 2  
0- 05- 5  
4- 2  
1- 1  
0- 20- 0  
0- 0  
0- 0  
0- 00- 1  
0- 0  
0- 0  
0- 1NON-CONFERENCE  
HOME  
AWAY  
NEUTRAL0- 0  
0- 0  
0- 0  
0- 00- 1  
0- 0  
0- 0  
0- 15- 3  
4- 2  
1- 1  
0- 02- 3  
1- 2  
1- 1  
0- 00- 0  
0- 0  
0- 0  
0- 00- 0  
0- 0  
0- 0  
0- 0CONFERENCE  
HOME  
AWAY  
NEUTRAL1- 0  
1- 0  
0- 0  
0- 00- 0  
0- 0  
0- 0  
0- 01- 3  
0- 2  
1- 1  
0- 0

RPI 1-25

RPI 26-50

RPI 51-100

RPI 101+

Team's RPI: 249

RPI S Opponent Score

RPI S Opponent Score

45 N Central Mich. 76 85

RPI S Opponent Score

58 H Wyoming 68 62

RPI S Opponent Score

125 N Tulane 46 80

174 H Colorado St. 63 65

177 H Boise St. 70 86

189 H San Diego 77 76

193 H UC Irvine 65 67

211 A UC Santa Barbara 64 77

235 H CSUN 58 55

258 H Santa Clara 34 48

259 A San Jose St. 75 65

269 H Presbyterian 77 50

286 A Arizona 78 67

298 A Utah St. 58 62

307 H Cal St. Fullerton 59 58

LAST 12 Division I GAMES:

58 H Wyoming 68 62

211 A UC Santa Barbara 64 77

258 H Santa Clara 34 48

193 H UC Irvine 65 67

286 A Arizona 78 67

189 H San Diego 77 76

177 H Boise St. 70 86

259 A San Jose St. 75 65

174 H Colorado St. 63 65

298 A Utah St. 58 62

125 N Tulane 46 80

45 N Central Mich. 76 85

Non-Div I Games:

Hope Int'l

92 68

San Diego St.

Average RPI	Win:	217	WON-LOST	WINNING	LAST 10	STRENGTH OF	OPP. STRENGTH	TEAM	ADJ.	CONF.	ADJ CONF.
Average RPI	Loss:	103	RECORD	PCT. RANK	GAMES	SCHEDULE	OF SCHEDULE	RPI	RPI	RPI	RPI
DIV. I ONLY		8- 9		187	5- 5	135	140	180	180	12	12
DIV. I NON-CONF.		5- 6		187	3- 3	134	99	163	163	11	11
-----											
TOTALS	RPI 1-25		RPI 26-50		W-L RECORDS	RPI 51-100		RPI 101-150		RPI 150+	
8- 9	0- 0		0- 2		OVERALL	0- 3		1- 1		7- 3	
6- 3	0- 0		0- 1		HOME	0- 1		0- 0		6- 1	
1- 6	0- 0		0- 1		AWAY	0- 2		0- 1		1- 2	
1- 0	0- 0		0- 0		NEUTRAL	0- 0		1- 0		0- 0	
5- 6	0- 0		0- 2		NON-CONFERENCE	0- 2		1- 0		4- 2	
3- 2	0- 0		0- 1		HOME	0- 1		0- 0		3- 0	
1- 4	0- 0		0- 1		AWAY	0- 1		0- 0		1- 2	
1- 0	0- 0		0- 0		NEUTRAL	0- 0		1- 0		0- 0	
3- 3	0- 0		0- 0		CONFERENCE	0- 1		0- 1		3- 1	
3- 1	0- 0		0- 0		HOME	0- 0		0- 0		3- 1	
0- 2	0- 0		0- 0		AWAY	0- 1		0- 1		0- 0	
0- 0	0- 0		0- 0		NEUTRAL	0- 0		0- 0		0- 0	

RPI 1-25				RPI 26-50				RPI 51-100				RPI 101+				Team's RPI: 180	
RPI	S	Opponent	Score	RPI	S	Opponent	Score	RPI	S	Opponent	Score	RPI	S	Opponent	Score		
30	H	Stanford	66 86					51	H	Washington St.	70 74	130	A	BYU	66 70		
38	A	Northern Colo.	60 73					56	A	UC Davis	55 72	144	N	Robert Morris	57 45		
								65	A	Gonzaga	47 74	151	H	Loyol a Marymount	78 60		
												179	A	UT Arling ton	54 56		
												189	H	San Di ego	54 60		
												193	A	Cal Poly	83 88		
												193	H	Cal Poly	83 71		
												196	H	Fresno St.	70 62		
												204	H	Pepperdi ne	68 67		
												259	A	San Jose St.	87 81		
												263	H	Sacramento St.	90 76		
												323	H	Portl and	84 75		
LAST 12 Division I GAMES:																	
323	H	Portland	84 75					65	A	Gonzaga	47 74						
189	H	San Di ego	54 60					151	H	Loyol a Marymount	78 60						
179	A	UT Arling ton	54 56					204	H	Pepperdi ne	68 67						
196	H	Fresno St.	70 62					130	A	BYU	66 70						
263	H	Sacramento St.	90 76					259	A	San Jose St.	87 81						
56	A	UC Davis	55 72					30	H	Stanford	66 86						

Non-Div I Games:

San Francisco

Average RPI Win:	226	WON-LOST	WINNING	LAST 10	STRENGTH OF	OPP. STRENGTH	TEAM	ADJ.	CONF.	ADJ CONF.
Average RPI Loss:	143	RECORD	PCT. RANK	GAMES	SCHEDULE	OF SCHEDULE	RPI	RPI	RPI	RPI
DIV. I ONLY	5- 11	269	3- 6	224	113	259	259	16	16	
DIV. I NON-CONF.	2- 8	290	1- 4	198	79	277	277	16	16	
-----										
TOTALS	RPI 1-25	RPI 26-50	W-L RECORDS	RPI 51-100	RPI 101-150	RPI 150+				
5- 11	0- 1	1- 0	OVERALL	0- 2	0- 4	4- 4				
3- 5	0- 0	1- 0	HOME	0- 1	0- 1	2- 3				
2- 5	0- 1	0- 0	AWAY	0- 1	0- 2	2- 1				
0- 1	0- 0	0- 0	NEUTRAL	0- 0	0- 1	0- 0				
2- 8	0- 1	0- 0	NON-CONFERENCE	0- 2	0- 3	2- 2				
1- 4	0- 0	0- 0	HOME	0- 1	0- 1	1- 2				
1- 3	0- 1	0- 0	AWAY	0- 1	0- 1	1- 0				
0- 1	0- 0	0- 0	NEUTRAL	0- 0	0- 1	0- 0				
3- 3	0- 0	1- 0	CONFERENCE	0- 0	0- 1	2- 2				
2- 1	0- 0	1- 0	HOME	0- 0	0- 0	1- 1				
1- 2	0- 0	0- 0	AWAY	0- 0	0- 1	1- 1				
0- 0	0- 0	0- 0	NEUTRAL	0- 0	0- 0	0- 0				

RPI 1-25				RPI 26-50				RPI 51-100				RPI 101+ Team's RPI: 259			
RPI	S	Opponent	Score	RPI	S	Opponent	Score	RPI	S	Opponent	Score	RPI	S	Opponent	Score
11	A	UCLA	69 129	42	H	New Mexico	95 86	73	A	Oregon St.	62 110	133	A	UNLV	60 79
								81	H	Nebraska	55 81	138	N	Hampton	73 81
												146	A	Pacific	97 106
												150	H	Portland St.	78 90
												174	A	Colorado St.	48 63
												180	H	San Francisco	81 87
												220	H	CSU Bakersfield	67 57
												235	H	CSUN	59 76
												249	H	San Diego St.	65 75
												258	A	Santa Clara	71 66
												298	H	Utah St.	79 66
												310	A	Air Force	75 74
LAST 12 Division I GAMES:															
174	A	Colorado St.	48 63	310	A	Air Force	75 74								
298	H	Utah St.	79 66	249	H	San Diego St.	65 75								
81	H	Nebraska	55 81	42	H	New Mexico	95 86								
73	A	Oregon St.	62 110	133	A	UNLV	60 79								
235	H	CSUN	59 76	258	A	Santa Clara	71 66								
180	H	San Francisco	81 87	138	N	Hampton	73 81								

Non-Div I Games: Southern Ore. 89 87

San Jose St.



Average RPI Win:	279	WON-LOST	WINNING	LAST 10	STRENGTH OF	OPP. STRENGTH	TEAM	ADJ.	CONF.	ADJ CONF.
Average RPI Loss:	152	RECORD	PCT. RANK	GAMES	SCHEDULE	OF SCHEDULE	RPI	RPI	RPI	RPI
DIV. I ONLY	4- 12	288	2- 7	195	213	258	258	12	12	
DIV. I NON-CONF.	3- 7	253	1- 4	227	267	264	264	11	11	
-----										
TOTALS	RPI 1-25	RPI 26-50	W-L RECORDS	RPI 51-100	RPI 101-150	RPI 150+				
4- 12	0- 1	0- 1	OVERALL	0- 2	0- 1	4- 7				
1- 6	0- 1	0- 1	HOME	0- 1	0- 0	1- 3				
3- 6	0- 0	0- 0	AWAY	0- 0	0- 0	3- 0				
0- 0	0- 0	0- 0	NEUTRAL	0- 0	0- 0	0- 0				
3- 7	0- 1	0- 1	NON-CONFERENCE	0- 0	0- 0	3- 5				
1- 4	0- 1	0- 1	HOME	0- 0	0- 0	1- 2				
2- 3	0- 0	0- 0	AWAY	0- 0	0- 0	2- 3				
0- 0	0- 0	0- 0	NEUTRAL	0- 0	0- 0	0- 0				
1- 5	0- 0	0- 0	CONFERENCE	0- 2	0- 1	1- 2				
0- 2	0- 0	0- 0	HOME	0- 1	0- 0	0- 1				
1- 3	0- 0	0- 0	AWAY	0- 1	0- 1	1- 1				
0- 0	0- 0	0- 0	NEUTRAL	0- 0	0- 0	0- 0				

RPI 1-25				RPI 26-50				RPI 51-100				RPI 101+ Team's RPI: 258			
RPI	S	Opponent	Score	RPI	S	Opponent	Score	RPI	S	Opponent	Score	RPI	S	Opponent	Score
23	H	Cal i forn i a	41 79	34	H	Southern Cal i forn i a	43 64	63	A	Saint Mary's (CA)	46 59	130	A	BYU	47 65
								65	H	Gonzaga	51 63	151	H	Loyola Marymount	51 65
												168	A	Northwestern	47 57
												182	A	Nevada	41 52
												204	A	Pepperdi ne	55 56
												211	H	UC Santa Barbara	68 63
												242	A	Grand Canyon	38 39
												249	A	San Diego St.	48 34
												259	H	San Jose St.	66 71
												307	H	Cal St. Fullerton	69 73
												323	A	Portland	50 43
												334	A	Ill. -Chicago	45 36
-----															
LAST 12 Division I GAMES:															
				65	H	Gonzaga	51 63	130	A	BYU	47 65				
				204	A	Pepperdi ne	55 56	63	A	Saint Mary's (CA)	46 59				
				242	A	Grand Canyon	38 39	323	A	Portland	50 43				
				182	A	Nevada	41 52	151	H	Loyola Marymount	51 65				
				249	A	San Diego St.	48 34	259	H	San Jose St.	66 71				
				23	H	Cal i forn i a	41 79	334	A	Ill. -Chicago	45 36				

Non-Div I Games: Menlo 104 61

Santa Clara

Average RPI Win:	331	WON-LOST	WINNING	LAST 10	STRENGTH OF	OPP. STRENGTH	TEAM	ADJ.	CONF.	ADJ CONF.
Average RPI Loss:	198	RECORD	PCT. RANK	GAMES	SCHEDULE	OF SCHEDULE	RPI	RPI	RPI	RPI
DIV. I ONLY	1- 12	338	1- 9	326	201	342	342	31	31	
DIV. I NON-CONF.	1- 9	318	1- 8	277	168	321	321	31	31	
-----										
TOTALS	RPI 1-25	RPI 26-50	W-L RECORDS	RPI 51-100	RPI 101-150	RPI 150+				
1- 12	0- 1	0- 0	OVERALL	0- 1	0- 1	1- 9				
0- 1	0- 0	0- 0	HOME	0- 0	0- 0	0- 1				
1- 8	0- 1	0- 0	AWAY	0- 1	0- 1	1- 5				
0- 3	0- 0	0- 0	NEUTRAL	0- 0	0- 0	0- 3				
1- 9	0- 1	0- 0	NON-CONFERENCE	0- 1	0- 1	1- 6				
0- 0	0- 0	0- 0	HOME	0- 0	0- 0	0- 0				
1- 6	0- 1	0- 0	AWAY	0- 1	0- 1	1- 3				
0- 3	0- 0	0- 0	NEUTRAL	0- 0	0- 0	0- 3				
0- 3	0- 0	0- 0	CONFERENCE	0- 0	0- 0	0- 3				
0- 1	0- 0	0- 0	HOME	0- 0	0- 0	0- 1				
0- 2	0- 0	0- 0	AWAY	0- 0	0- 0	0- 2				
0- 0	0- 0	0- 0	NEUTRAL	0- 0	0- 0	0- 0				

RPI 1-25				RPI 26-50				RPI 51-100				RPI 101+ Team's RPI: 342			
RPI	S	Opponent	Score	RPI	S	Opponent	Score	RPI	S	Opponent	Score	RPI	S	Opponent	Score
14	A	South Carolina	38 99					73	A	Oregon St.	36 84	111	A	Jacksonville	46 74
												161	N	Providence	48 78
												190	A	Wisconsin	24 82
												209	N	Florida	40 90
												231	A	Morgan St.	67 73
												232	N	Richmond	63 100
												248	A	East Carolina	37 103
												281	H	UMES	56 68
												305	A	Alabama St.	61 81
												319	A	Coppin St.	57 66
												331	A	Ga. Southern	71 67
LAST 12 Division I GAMES:															
248	A	East Carolina	37 103	281	H	UMES	56 68								
14	A	South Carolina	38 99	231	A	Morgan St.	67 73								
73	A	Oregon St.	36 84	319	A	Coppin St.	57 66								
190	A	Wisconsin	24 82	111	A	Jacksonville	46 74								
331	A	Ga. Southern	71 67	232	N	Richmond	63 100								
209	N	Florida	40 90	161	N	Providence	48 78								

Non-Div I Games: LaGrange 86 44

Savannah St.

Average RPI	Win:	225	WON-LOST	WINNING	LAST 10	STRENGTH OF	OPP. STRENGTH	TEAM	ADJ.	CONF.	ADJ CONF.
Average RPI	Loss:	157	RECORD	PCT. RANK	GAMES	SCHEDULE	OF SCHEDULE	RPI	RPI	RPI	RPI
DIV. I ONLY		8- 10		203	4- 6	264	161	219	219	30	30
DIV. I NON-CONF.		6- 9		214	3- 6	175	153	213	213	30	30
-----											
TOTALS	RPI 1-25		RPI 26-50		W-L RECORDS	RPI 51-100		RPI 101-150		RPI 150+	
8- 10	0- 1		0- 0		OVERALL	0- 1		1- 2		7- 6	
2- 6	0- 0		0- 0		HOME	0- 1		1- 1		1- 4	
6- 4	0- 1		0- 0		AWAY	0- 0		0- 1		6- 2	
0- 0	0- 0		0- 0		NEUTRAL	0- 0		0- 0		0- 0	
6- 9	0- 1		0- 0		NON-CONFERENCE	0- 1		1- 2		5- 5	
2- 6	0- 0		0- 0		HOME	0- 1		1- 1		1- 4	
4- 3	0- 1		0- 0		AWAY	0- 0		0- 1		4- 1	
0- 0	0- 0		0- 0		NEUTRAL	0- 0		0- 0		0- 0	
2- 1	0- 0		0- 0		CONFERENCE	0- 0		0- 0		2- 1	
0- 0	0- 0		0- 0		HOME	0- 0		0- 0		0- 0	
2- 1	0- 0		0- 0		AWAY	0- 0		0- 0		2- 1	
0- 0	0- 0		0- 0		NEUTRAL	0- 0		0- 0		0- 0	

RPI 1-25				RPI 26-50				RPI 51-100				RPI 101+ Team's RPI: 219			
RPI	S	Opponent	Score	RPI	S	Opponent	Score	RPI	S	Opponent	Score	RPI	S	Opponent	Score
23	A	Cal i forni a	67 87					56	H	UC Davi s	53 79	122	A	Washi ngton	76 84
												146	H	Paci fi c	73 85
												150	H	Portland St.	91 77
												153	H	Idaho St.	69 74
												182	H	Nevada	65 74
												189	H	San Di ego	80 73
												193	H	UC Irvi ne	79 84
												198	A	Idaho	68 60
												204	A	Pepperdi ne	65 62
												211	A	UC Santa Barbara	77 71
												217	H	Hawai i	58 73
												235	A	CSUN	62 67
												239	A	Montana	78 64
												242	A	Grand Canyon	63 74
												278	A	UMKC	62 58
												333	A	Chi cago St.	63 56
-----															
LAST 12 Di vi si on I GAMES:															
193	H	UC Irvi ne	79 84	278	A	UMKC	62 58								
122	A	Washi ngton	76 84	333	A	Chi cago St.	63 56								
146	H	Paci fi c	73 85	242	A	Grand Canyon	63 74								
198	A	Idaho	68 60	235	A	CSUN	62 67								
239	A	Montana	78 64	189	H	San Di ego	80 73								
182	H	Nevada	65 74	23	A	Cal i forni a	67 87								

Non-Di v I Games:

Seattle U

Average RPI	Win:	202	WON-LOST	WINNING	LAST 10	STRENGTH OF	OPP. STRENGTH	TEAM	ADJ.	CONF.	ADJ CONF.
Average RPI	Loss:	32	RECORD	PCT. RANK	GAMES	SCHEDULE	OF SCHEDULE	RPI	RPI	RPI	RPI
DIV. I ONLY		11- 8		126	4- 6	66	53	98	98	6	6
DIV. I NON-CONF.		8- 3		65	2- 2	114	130	80	80	5	5
-----											
TOTALS	RPI 1-25		RPI 26-50		W-L RECORDS	RPI 51-100		RPI 101-150		RPI 150+	
11- 8	0- 4		0- 2		OVERALL	0- 2		2- 0		9- 0	
8- 4	0- 2		0- 1		HOME	0- 1		0- 0		8- 0	
3- 4	0- 2		0- 1		AWAY	0- 1		2- 0		1- 0	
0- 0	0- 0		0- 0		NEUTRAL	0- 0		0- 0		0- 0	
8- 3	0- 2		0- 1		NON-CONFERENCE	0- 0		1- 0		7- 0	
6- 2	0- 1		0- 1		HOME	0- 0		0- 0		6- 0	
2- 1	0- 1		0- 0		AWAY	0- 0		1- 0		1- 0	
0- 0	0- 0		0- 0		NEUTRAL	0- 0		0- 0		0- 0	
3- 5	0- 2		0- 1		CONFERENCE	0- 2		1- 0		2- 0	
2- 2	0- 1		0- 0		HOME	0- 1		0- 0		2- 0	
1- 3	0- 1		0- 1		AWAY	0- 1		1- 0		0- 0	
0- 0	0- 0		0- 0		NEUTRAL	0- 0		0- 0		0- 0	

RPI	S	Opponent	Score	RPI	S	Opponent	Score	RPI	S	Opponent	Score	RPI	S	Opponent	Score
10	A	Rutgers	45 70	26	A	DePaul	66 89	55	H	Creighton	51 68	103	A	Wake Forest	67 57
11	H	UCLA	68 77	47	H	Princeton	83 85	78	A	Butler	48 66	135	A	Xavier	62 51
13	H	Villanova	59 67									154	H	Jacksonville St.	73 54
18	A	Marquette	84 97									161	H	Providence	65 56
												169	H	Georgetown	70 65
												171	A	Boston College	73 53
												184	H	Marist	85 60
												272	H	Fairfield	80 61
												275	H	St. Francis Brooklyn	84 50
												276	H	Rider	85 49
												327	H	Saint Peter's	91 49
-----															
Team's RPI: 98															
LAST 12 Division I GAMES:															
161	H	Providence	65 56	169	H	Georgetown	70 65	13	H	Villanova	59 67	135	A	Xavier	62 51
55	H	Creighton	51 68	78	A	Butler	48 66	171	A	Boston College	73 53	10	A	Rutgers	45 70
18	A	Marquette	84 97	10	A	Rutgers	45 70								
26	A	DePaul	66 89												
272	H	Fairfield	80 61												
11	H	UCLA	68 77												

Non-Div I Games:

Seton Hall

S  
i  
e  
n  
a

Siena				Through Games Of Jan. 14, 2018							
Average RPI	Win:	254	WON-LOST	WINNING	LAST 10	STRENGTH OF	OPP. STRENGTH	TEAM	ADJ.	CONF.	ADJ CONF.
Average RPI	Loss:	102	RECORD	PCT. RANK	GAMES	SCHEDULE	OF SCHEDULE	RPI	RPI	RPI	RPI
DIV. I ONLY		7- 9	207	4- 6	207	116	200	200	25	25	
DIV. I NON-CONF.		5- 6	187	4- 3	82	68	125	125	25	25	
-----											
TOTALS		RPI 1-25	RPI 26-50		W-L RECORDS		RPI 51-100	RPI 101-150	RPI 150+		
7- 9		0- 1	0- 3		OVERALL		0- 2	0- 1	7- 2		
4- 3		0- 0	0- 2		HOME		0- 0	0- 0	4- 1		
3- 6		0- 1	0- 1		AWAY		0- 2	0- 1	3- 1		
0- 0		0- 0	0- 0		NEUTRAL		0- 0	0- 0	0- 0		
5- 6		0- 1	0- 2		NON-CONFERENCE		0- 2	0- 1	5- 0		
3- 2		0- 0	0- 2		HOME		0- 0	0- 0	3- 0		
2- 4		0- 1	0- 0		AWAY		0- 2	0- 1	2- 0		
0- 0		0- 0	0- 0		NEUTRAL		0- 0	0- 0	0- 0		
2- 3		0- 0	0- 1		CONFERENCE		0- 0	0- 0	2- 2		
1- 1		0- 0	0- 0		HOME		0- 0	0- 0	1- 1		
1- 2		0- 0	0- 1		AWAY		0- 0	0- 0	1- 1		
0- 0		0- 0	0- 0		NEUTRAL		0- 0	0- 0	0- 0		

S  
i  
e  
n  
a

RPI 1-25				RPI 26-50				RPI 51-100				RPI 101+ Team's RPI: 200			
RPI	S	Opponent	Score	RPI	S	Opponent	Score	RPI	S	Opponent	Score	RPI	S	Opponent	Score
10	A	Rutgers	47 59	28	H	FGCU	50 63	83	A	Penn St.	72 86	101	A	Harvard	67 75
				43	A	Qui nni pi ac	54 68	91	A	Hartford	62 71	199	H	Ni agara	68 73
				50	H	Al bany (NY)	63 78					215	A	Hofstra	70 60
												223	H	St. Bonaventure	70 62
												238	H	Howard	72 61
												240	H	Sacred Heart	62 57
												256	A	Col gate	73 70
												276	A	Ri der	71 67
												316	A	Cani si us	57 65
												332	H	I ona	64 51
-----															
LAST 12 Division I GAMES:															
				43	A	Qui nni pi ac	54 68	316	A	Cani si us	57 65				
				91	A	Hartford	62 71	199	H	Ni agara	68 73				
				240	H	Sacred Heart	62 57	332	H	I ona	64 51				
				50	H	Al bany (NY)	63 78	276	A	Ri der	71 67				
				215	A	Hofstra	70 60	256	A	Col gate	73 70				
				10	A	Rutgers	47 59	238	H	Howard	72 61				

Non-Div I Games:

Siena

Average RPI Win:	216	WON-LOST	WINNING	LAST 10	STRENGTH OF	OPP. STRENGTH	TEAM	ADJ.	CONF.	ADJ CONF.
Average RPI Loss:	90	RECORD	PCT. RANK	GAMES	SCHEDULE	OF SCHEDULE	RPI	RPI	RPI	RPI

DIV. I ONLY	10- 5	84	6- 4	162	209	105	105	24	24
DIV. I NON-CONF.	6- 4	121	4- 3	50	183	72	72	24	24
-----									
TOTALS	RPI 1-25	RPI 26-50	W-L RECORDS	RPI 51-100	RPI 101-150	RPI 150+			
10- 5	0- 0	0- 1	OVERALL	2- 2	0- 2	8- 0			
6- 2	0- 0	0- 0	HOME	1- 1	0- 1	5- 0			
4- 3	0- 0	0- 1	AWAY	1- 1	0- 1	3- 0			
0- 0	0- 0	0- 0	NEUTRAL	0- 0	0- 0	0- 0			
6- 4	0- 0	0- 1	NON-CONFERENCE	2- 2	0- 1	4- 0			
3- 2	0- 0	0- 0	HOME	1- 1	0- 1	2- 0			
3- 2	0- 0	0- 1	AWAY	1- 1	0- 0	2- 0			
0- 0	0- 0	0- 0	NEUTRAL	0- 0	0- 0	0- 0			
4- 1	0- 0	0- 0	CONFERENCE	0- 0	0- 1	4- 0			
3- 0	0- 0	0- 0	HOME	0- 0	0- 0	3- 0			
1- 1	0- 0	0- 0	AWAY	0- 0	0- 1	1- 0			
0- 0	0- 0	0- 0	NEUTRAL	0- 0	0- 0	0- 0			

RPI 1-25				RPI 26-50				RPI 51-100				RPI 101+			
RPI	S	Opponent	Score	RPI	S	Opponent	Score	RPI	S	Opponent	Score	RPI	S	Opponent	Score
				27	A	NC State	50 71	80	H	UAB	66 78	111	H	Jacksonville	58 60
								82	A	North Carolina	85 84	137	A	Texas St.	63 78
								90	H	Central Ark.	64 43	179	A	UT Arlington	76 63
								96	A	Ole Miss	59 66	208	A	Southern Miss.	78 57
												214	H	Southern U.	69 65
												216	H	New Orleans	67 45
												226	H	Troy	79 68
												305	A	Alabama St.	59 47
												309	H	Georgia St.	88 52
												331	H	Ga. Southern	79 52
LAST 12 Division I GAMES:															
				309	H	Georgia St.	88 52	226	H	Troy	79 68				
				80	H	UAB	66 78	179	A	UT Arlington	76 63				
				90	H	Central Ark.	64 43	137	A	Texas St.	63 78				
				214	H	Southern U.	69 65	331	H	Ga. Southern	79 52				
				96	A	Ole Miss	59 66	208	A	Southern Miss.	78 57				
				111	H	Jacksonville	58 60	305	A	Alabama St.	59 47				

Non-Div I Games: Ga. Southwestern 73 42

South Ala.

Average RPI Win:	149	WON-LOST	WINNING	LAST 10	STRENGTH OF	OPP. STRENGTH	TEAM	ADJ.	CONF.	ADJ CONF.
Average RPI Loss:	9	RECORD	PCT. RANK	GAMES	SCHEDULE	OF SCHEDULE	RPI	RPI	RPI	RPI
DIV. I ONLY	14- 3	24	8- 2	25	21	14	14	2	2	
DIV. I NON-CONF.	11- 1	13	6- 1	103	34	20	20	2	2	
-----										
TOTALS	RPI 1-25	RPI 26-50	W-L RECORDS	RPI 51-100	RPI 101-150	RPI 150+				
14- 3	3- 3	2- 0	OVERALL	1- 0	2- 0	6- 0				
8- 1	2- 1	0- 0	HOME	0- 0	1- 0	5- 0				
4- 1	0- 1	1- 0	AWAY	1- 0	1- 0	1- 0				
2- 1	1- 1	1- 0	NEUTRAL	0- 0	0- 0	0- 0				
11- 1	2- 1	2- 0	NON-CONFERENCE	0- 0	1- 0	6- 0				
6- 0	1- 0	0- 0	HOME	0- 0	0- 0	5- 0				
3- 0	0- 0	1- 0	AWAY	0- 0	1- 0	1- 0				
2- 1	1- 1	1- 0	NEUTRAL	0- 0	0- 0	0- 0				
3- 2	1- 2	0- 0	CONFERENCE	1- 0	1- 0	0- 0				
2- 1	1- 1	0- 0	HOME	0- 0	1- 0	0- 0				
1- 1	0- 1	0- 0	AWAY	1- 0	0- 0	0- 0				
0- 0	0- 0	0- 0	NEUTRAL	0- 0	0- 0	0- 0				

RPI	S	Opponent	Score	RPI	S	Opponent	Score	RPI	S	Opponent	Score	RPI	S	Opponent	Score
2	N	Notre Dame	85 92	31	N	St. John's (NY)	76 58	96	A	Ole Miss	88 62	109	H	Auburn	71 63
9	H	Tennessee	70 86	37	A	Maryland	94 86					126	A	Clemson	66 36
10	N	Rutgers	78 68									158	A	Temple	87 60
15	A	Missouri	74 83									228	H	Col. of Charleston	69 43
16	H	Texas A&M	61 59									274	H	Wofford	94 60
19	H	Duke	72 52									305	H	Alabama St.	99 31
LAST 12 Division I GAMES:															
16	H	Texas A&M	61 59	9	H	Tennessee	70 86					109	H	Auburn	71 63
158	A	Temple	87 60	15	A	Missouri	74 83					126	A	Clemson	66 36
342	H	Savannah St.	99 38	96	A	Ole Miss	88 62					158	A	Temple	87 60
228	H	Col. of Charleston	69 43	2	N	Notre Dame	85 92					228	H	Col. of Charleston	69 43
19	H	Duke	72 52	31	N	St. John's (NY)	76 58					274	H	Wofford	94 60
328	H	Western Caro.	101 43									305	H	Alabama St.	99 31

Non-Div I Games:

South Carolina

Average RPI Win:	333	WON-LOST	WINNING	LAST 10	STRENGTH OF	OPP. STRENGTH	TEAM	ADJ.	CONF.	ADJ CONF.
Average RPI Loss:	219	RECORD	PCT. RANK	GAMES	SCHEDULE	OF SCHEDULE	RPI	RPI	RPI	RPI

DIV. I ONLY	3- 10	295	2- 7	347	244	343	343	31	31
DIV. I NON-CONF.	3- 7	253	2- 5	348	234	337	337	31	31
-----									
TOTALS	RPI 1-25	RPI 26-50	W-L RECORDS	RPI 51-100	RPI 101-150	RPI 150+			
3- 10	0- 0	0- 0	OVERALL	0- 2	0- 1	3- 7			
1- 2	0- 0	0- 0	HOME	0- 0	0- 0	1- 2			
2- 8	0- 0	0- 0	AWAY	0- 0	0- 0	2- 1			
0- 0	0- 0	0- 0	NEUTRAL	0- 0	0- 0	0- 0			
3- 7	0- 0	0- 0	NON-CONFERENCE	0- 2	0- 1	3- 4			
1- 1	0- 0	0- 0	HOME	0- 0	0- 0	1- 1			
2- 6	0- 0	0- 0	AWAY	0- 2	0- 1	2- 3			
0- 0	0- 0	0- 0	NEUTRAL	0- 0	0- 0	0- 0			
0- 3	0- 0	0- 0	CONFERENCE	0- 0	0- 0	0- 3			
0- 1	0- 0	0- 0	HOME	0- 0	0- 0	0- 1			
0- 2	0- 0	0- 0	AWAY	0- 0	0- 0	0- 2			
0- 0	0- 0	0- 0	NEUTRAL	0- 0	0- 0	0- 0			

RPI 1-25				RPI 26-50				RPI 51-100				RPI 101+				Team's RPI: 343	
RPI	S	Opponent	Score	RPI	S	Opponent	Score	RPI	S	Opponent	Score	RPI	S	Opponent	Score		
								66	A	Georgia Tech	40	86	126	A	Clemson	48	56
								74	A	Mercer	53	74	195	A	Charlotte	49	64
													218	A	Bethune-Cookman	50	68
													238	H	Howard	58	68
													311	A	USC Upstate	44	63
													312	A	Delaware St.	44	58
													317	A	Old Dominion	35	52
													328	H	Western Caro.	75	45
													329	A	Charleston So.	60	58
													331	H	Ga. Southern	58	61
													341	A	Winthrop	65	37
LAST 12 Division I GAMES:																	
				195	A	Charlotte	49	64	238	H	Howard	58	68				
				74	A	Mercer	53	74	312	A	Delaware St.	44	58				
				328	H	Western Caro.	75	45	218	A	Bethune-Cookman	50	68				
				329	A	Charleston So.	60	58	317	A	Old Dominion	35	52				
				311	A	USC Upstate	44	63	341	A	Winthrop	65	37				
				331	H	Ga. Southern	58	61	126	A	Clemson	48	56				

Non-Div I Games: Johnson & Wales (NC) 40 Columbia Int'l 82 38

South Carolina St.



Average RPI Win:	212	WON-LOST	WINNING	LAST 10	STRENGTH OF	OPP. STRENGTH	TEAM	ADJ.	CONF.	ADJ CONF.
Average RPI Loss:	116	RECORD	PCT. RANK	GAMES	SCHEDULE	OF SCHEDULE	RPI	RPI	RPI	RPI
DIV. I ONLY	11- 5	78	8- 1	218	148	108	108	14	14	
DIV. I NON-CONF.	7- 5	132	4- 2	213	101	145	145	14	14	
-----										
TOTALS	RPI 1-25	RPI 26-50	W-L RECORDS	RPI 51-100	RPI 101-150	RPI 150+				
11- 5	0- 1	0- 0	OVERALL	1- 1	1- 0	9- 3				
6- 1	0- 0	0- 0	HOME	1- 0	0- 0	5- 1				
4- 2	0- 0	0- 0	AWAY	0- 0	1- 0	3- 2				
1- 2	0- 1	0- 0	NEUTRAL	0- 1	0- 0	1- 0				
7- 5	0- 1	0- 0	NON-CONFERENCE	1- 1	0- 0	6- 3				
4- 1	0- 0	0- 0	HOME	1- 0	0- 0	3- 1				
2- 2	0- 0	0- 0	AWAY	0- 0	0- 0	2- 2				
1- 2	0- 1	0- 0	NEUTRAL	0- 1	0- 0	1- 0				
4- 0	0- 0	0- 0	CONFERENCE	0- 0	1- 0	3- 0				
2- 0	0- 0	0- 0	HOME	0- 0	0- 0	2- 0				
2- 0	0- 0	0- 0	AWAY	0- 0	1- 0	1- 0				
0- 0	0- 0	0- 0	NEUTRAL	0- 0	0- 0	0- 0				

RPI 1-25				RPI 26-50				RPI 51-100				RPI 101+				Team's RPI: 108
RPI	S	Opponent	Score	RPI	S	Opponent	Score	RPI	S	Opponent	Score	RPI	S	Opponent	Score	
9	N	Tennessee	49 69					55	H	Creighton	73 68	115	A	Western Ill.	82 58	
								59	N	Oklahoma St.	68 76	160	A	Iowa St.	76 81	
												176	H	Tulsa	61 64	
												178	A	SFA	55 77	
												185	A	Wichita St.	62 48	
												186	H	North Dakota	76 71	
												212	H	Denver	79 51	
												220	H	CSU Bakersfield	66 50	
												225	H	UC Riverside	75 66	
												266	A	North Dakota St.	82 67	
												273	A	Incarnate Word	81 51	
												294	H	Fort Wayne	85 43	
												299	N	Indiana St.	71 59	
-----																
LAST 12 Division I GAMES:																
186	H	North Dakota	76 71	294	H	Fort Wayne	85 43									
225	H	UC Riverside	75 66	115	A	Western Ill.	82 58									
176	H	Tulsa	61 64	266	A	North Dakota St.	82 67									
220	H	CSU Bakersfield	66 50	212	H	Denver	79 51									
273	A	Incarnate Word	81 51	9	N	Tennessee	49 69									
178	A	SFA	55 77	299	N	Indiana St.	71 59									

Non-Div I Games: Mt. Marty 87 25 Bellevue 89 32

South Dakota

Average RPI Win:	172	WON-LOST	WINNING	LAST 10	STRENGTH OF	OPP. STRENGTH	TEAM	ADJ.	CONF.	ADJ CONF.
Average RPI Loss:	25	RECORD	PCT. RANK	GAMES	SCHEDULE	OF SCHEDULE	RPI	RPI	RPI	RPI
DIV. I ONLY	14- 4	37	8- 2	78	47	39	39	14	14	
DIV. I NON-CONF.	10- 4	73	5- 3	64	5	39	39	14	14	
-----										
TOTALS	RPI 1-25	RPI 26-50	W-L RECORDS	RPI 51-100	RPI 101-150	RPI 150+				
14- 4	0- 2	2- 1	OVERALL	0- 1	3- 0	9- 0				
8- 1	0- 1	1- 0	HOME	0- 0	1- 0	6- 0				
4- 3	0- 1	0- 1	AWAY	0- 1	2- 0	2- 0				
2- 0	0- 0	1- 0	NEUTRAL	0- 0	0- 0	1- 0				
10- 4	0- 2	2- 1	NON-CONFERENCE	0- 1	3- 0	5- 0				
6- 1	0- 1	1- 0	HOME	0- 0	1- 0	4- 0				
2- 3	0- 1	0- 1	AWAY	0- 1	2- 0	0- 0				
2- 0	0- 0	1- 0	NEUTRAL	0- 0	0- 0	1- 0				
4- 0	0- 0	0- 0	CONFERENCE	0- 0	0- 0	4- 0				
2- 0	0- 0	0- 0	HOME	0- 0	0- 0	2- 0				
2- 0	0- 0	0- 0	AWAY	0- 0	0- 0	2- 0				
0- 0	0- 0	0- 0	NEUTRAL	0- 0	0- 0	0- 0				

RPI 1-25				RPI 26-50				RPI 51-100				RPI 101+			
RPI	S	Opponent	Score	RPI	S	Opponent	Score	RPI	S	Opponent	Score	RPI	S	Opponent	Score
4	H	Louisville	64 68	27	N	NC State	75 67	55	A	Creighton	65 72	102	A	George Washington	97 88
12	A	Green Bay	41 55	28	A	FGCU	78 87					124	A	Drake	85 78
				36	H	Oklahoma	67 61					131	H	Bowling Green	76 44
												185	H	Wichita St.	96 64
												186	H	North Dakota	66 52
												188	H	UNI	57 47
												192	A	Oral Roberts	77 70
												195	N	Charlotte	71 70
												212	A	Denver	69 58
												221	H	Omaha	89 64
												266	H	North Dakota St.	83 63
												346	H	NJIT	92 48
-----															
LAST 12 Division I GAMES:															
				28	A	FGCU	78 87	192	A	Oral Roberts	77 70				
				185	H	Wichita St.	96 64	212	A	Denver	69 58				
				124	A	Drake	85 78	266	H	North Dakota St.	83 63				
				55	A	Creighton	65 72	221	H	Omaha	89 64				
				131	H	Bowling Green	76 44	4	H	Louisville	64 68				
				36	H	Oklahoma	67 61	188	H	UNI	57 47				

Non-Div I Games:

South Dakota St.

Average RPI Win:	135	WON-LOST	WINNING	LAST 10	STRENGTH OF	OPP. STRENGTH	TEAM	ADJ.	CONF.	ADJ CONF.
Average RPI Loss:	18	RECORD	PCT. RANK	GAMES	SCHEDULE	OF SCHEDULE	RPI	RPI	RPI	RPI
DIV. I ONLY	14- 4	37	7- 3	41	4	22	22	8	8	
DIV. I NON-CONF.	10- 3	51	5- 2	96	2	32	32	7	7	
TOTALS	RPI 1-25	RPI 26-50	W-L RECORDS	RPI 51-100	RPI 101-150	RPI 150+				
14- 4	0- 2	2- 2	OVERALL	4- 0	2- 0	6- 0				
7- 1	0- 1	1- 0	HOME	2- 0	1- 0	3- 0				
4- 1	0- 0	0- 1	AWAY	0- 0	1- 0	3- 0				
3- 2	0- 1	1- 1	NEUTRAL	2- 0	0- 0	0- 0				
10- 3	0- 1	2- 2	NON-CONFERENCE	3- 0	1- 0	4- 0				
5- 0	0- 0	1- 0	HOME	1- 0	0- 0	3- 0				
2- 1	0- 0	0- 1	AWAY	0- 0	1- 0	1- 0				
3- 2	0- 1	1- 1	NEUTRAL	2- 0	0- 0	0- 0				
4- 1	0- 1	0- 0	CONFERENCE	1- 0	1- 0	2- 0				
2- 1	0- 1	0- 0	HOME	1- 0	1- 0	0- 0				
2- 0	0- 0	0- 0	AWAY	0- 0	0- 0	2- 0				
0- 0	0- 0	0- 0	NEUTRAL	0- 0	0- 0	0- 0				

RPI S Opponent Score	RPI S Opponent Score	RPI S Opponent Score	RPI S Opponent Score
1 H UConn 49 100	31 N St. John's (NY) 68 59	51 N Washington St. 82 45	102 A George Washington 83 78
2 N Notre Dame 66 76	33 N Michigan St. 73 83	52 H UCF 62 45	125 H Tulane 75 46
	36 A Oklahoma 74 79	77 N Dayton 93 87	152 A Cincinnati 69 46
	49 H LSU 61 55	78 H Butler 71 55	158 A Temple 89 73
			206 H Arkansas St. 98 55
			214 H Southern U. 108 48
			288 A FIU 82 52
			308 H Houston Baptist 90 43
LAST 12 Division I GAMES:			
125 H Tulane 75 46	52 H UCF 62 45		
33 N Michigan St. 73 83	158 A Temple 89 73		
77 N Dayton 93 87	1 H UConn 49 100		
288 A FIU 82 52	152 A Cincinnati 69 46		
214 H Southern U. 108 48	102 A George Washington 83 78		
36 A Oklahoma 74 79	31 N St. John's (NY) 68 59		

Non-Div I Games:

South Fla.

Average RPI	Win:	270	WON-LOST	WINNING	LAST 10	STRENGTH OF	OPP. STRENGTH	TEAM	ADJ.	CONF.	ADJ CONF.
Average RPI	Loss:	121	RECORD	PCT. RANK	GAMES	SCHEDULE	OF SCHEDULE	RPI	RPI	RPI	RPI
DIV. I ONLY	6- 10	236	4- 6	69	328	202	202	26	26		
DIV. I NON-CONF.	3- 7	253	2- 4	28	230	159	159	27	27		
-----											
TOTALS	RPI 1-25	RPI 26-50	W-L RECORDS	RPI 51-100	RPI 101-150	RPI 150+					
6- 10	0- 1	0- 1	OVERALL	0- 2	1- 2	5- 4					
4- 3	0- 0	0- 0	HOME	0- 1	0- 0	4- 2					
1- 7	0- 0	0- 0	AWAY	0- 0	0- 1	1- 0					
1- 0	0- 0	0- 0	NEUTRAL	0- 0	1- 0	0- 0					
3- 7	0- 1	0- 1	NON-CONFERENCE	0- 1	1- 2	2- 2					
2- 1	0- 0	0- 0	HOME	0- 0	0- 0	2- 1					
0- 6	0- 1	0- 1	AWAY	0- 1	0- 2	0- 1					
1- 0	0- 0	0- 0	NEUTRAL	0- 0	1- 0	0- 0					
3- 3	0- 0	0- 0	CONFERENCE	0- 1	0- 0	3- 2					
2- 2	0- 0	0- 0	HOME	0- 1	0- 0	2- 1					
1- 1	0- 0	0- 0	AWAY	0- 0	0- 0	1- 1					
0- 0	0- 0	0- 0	NEUTRAL	0- 0	0- 0	0- 0					

RPI 1-25				RPI 26-50				RPI 51-100				RPI 101+ Team's RPI: 202			
RPI	S	Opponent	Score	RPI	S	Opponent	Score	RPI	S	Opponent	Score	RPI	S	Opponent	Score
4	A	Louisville	40 80	40	A	Ball St.	56 69	71	H	Belmont	57 67	114	A	George Mason	38 57
								97	A	Kansas	50 51	115	A	Western Ill.	59 87
												148	N	Saint Francis (PA)	82 50
												152	A	Cincinnati	52 65
												165	H	Southern Ill.	74 79
												175	H	Bradley	57 53
												213	H	Morehead St.	56 59
												237	A	Austin Peay	65 66
												297	H	Eastern Ky.	69 55
												314	A	Murray St.	85 74
												340	H	Tennessee St.	71 66
												347	H	Evansville	74 65
LAST 12 Division I GAMES:															
340	H	Tennessee St.	71 66	297	H	Eastern Ky.	69 55								
71	H	Belmont	57 67	213	H	Morehead St.	56 59								
347	H	Evansville	74 65	237	A	Austin Peay	65 66								
97	A	Kansas	50 51	314	A	Murray St.	85 74								
40	A	Ball St.	56 69	152	A	Cincinnati	52 65								
115	A	Western Ill.	59 87	175	H	Bradley	57 53								

Non-Div I Games: Evangel 72 60 Missouri Valley 69 34

Southeast Mo. St.

Average RPI Win:	218	WON-LOST	WINNING	LAST 10	STRENGTH OF	OPP. STRENGTH	TEAM	ADJ.	CONF.	ADJ CONF.
Average RPI Loss:	173	RECORD	PCT. RANK	GAMES	SCHEDULE	OF SCHEDULE	RPI	RPI	RPI	RPI
DIV. I ONLY	1- 15	341	0- 10	139	331	304	304	27	27	
DIV. I NON-CONF.	1- 10	327	1- 6	164	292	295	295	26	26	
-----										
TOTALS	RPI 1-25	RPI 26-50	W-L RECORDS	RPI 51-100	RPI 101-150	RPI 150+				
1- 15	0- 0	0- 1	OVERALL	0- 2	0- 4	1- 8				
0- 5	0- 0	0- 0	HOME	0- 0	0- 2	0- 3				
1- 9	0- 0	0- 1	AWAY	0- 2	0- 1	1- 5				
0- 1	0- 0	0- 0	NEUTRAL	0- 0	0- 1	0- 0				
1- 10	0- 0	0- 1	NON-CONFERENCE	0- 1	0- 3	1- 5				
0- 3	0- 0	0- 0	HOME	0- 0	0- 1	0- 2				
1- 6	0- 0	0- 1	AWAY	0- 1	0- 1	1- 3				
0- 1	0- 0	0- 0	NEUTRAL	0- 0	0- 1	0- 0				
0- 5	0- 0	0- 0	CONFERENCE	0- 1	0- 1	0- 3				
0- 2	0- 0	0- 0	HOME	0- 0	0- 1	0- 1				
0- 3	0- 0	0- 0	AWAY	0- 1	0- 0	0- 2				
0- 0	0- 0	0- 0	NEUTRAL	0- 0	0- 0	0- 0				

RPI	S	Opponent	Score	RPI	S	Opponent	Score	RPI	S	Opponent	Score	RPI	S	Opponent	Score
49	A	LSU	56 84	70	A	TCU	62 112	109	A	Auburn	46 80	117	H	Lamar University	58 75
				90	A	Central Ark.	47 63	118	N	Kent St.	60 81	142	H	Louisiana	56 68
								152	A	Cincinnati	43 82	178	A	SFA	67 79
								218	A	Bethune-Cookman	60 58	229	A	Akron	54 66
								234	A	Grambling	52 61	244	A	Abilene Christian	80 86
								267	H	Alabama A&M	74 76	289	H	McNeese	65 77
								301	H	Alcorn	77 84				
LAST 12 Division I GAMES:															
178	A	SFA	67 79	289	H	McNeese	65 77	117	H	Lamar University	58 75	244	A	Abilene Christian	80 86
267	H	Alabama A&M	74 76	90	A	Central Ark.	47 63	218	A	Bethune-Cookman	60 58	118	N	Kent St.	60 81
109	A	Auburn	46 80												
142	H	Louisiana	56 68												
70	A	TCU	62 112												
234	A	Grambling	52 61												

Non-Div I Games:

Southeastern La.

Average RPI	Win:	178	WON-LOST	WINNING	LAST 10	STRENGTH OF	OPP. STRENGTH	TEAM	ADJ.	CONF.	ADJ CONF.
Average RPI	Loss:	19	RECORD	PCT. RANK	GAMES	SCHEDULE	OF SCHEDULE	RPI	RPI	RPI	RPI
DIV. I ONLY		13- 4		43	6- 4	50	85	34	34	4	4
DIV. I NON-CONF.		10- 1		17	5- 1	199	181	50	50	3	3
-----											
TOTALS	RPI 1-25		RPI 26-50		W-L RECORDS	RPI 51-100		RPI 101-150		RPI 150+	
13- 4	0- 3		1- 1		OVERALL	2- 0		2- 0		8- 0	
3- 2	0- 2		0- 0		HOME	1- 0		0- 0		2- 0	
7- 2	0- 1		0- 1		AWAY	1- 0		1- 0		5- 0	
3- 0	0- 0		1- 0		NEUTRAL	0- 0		1- 0		1- 0	
10- 1	0- 1		1- 0		NON-CONFERENCE	0- 0		1- 0		8- 0	
2- 1	0- 1		0- 0		HOME	0- 0		0- 0		2- 0	
5- 0	0- 0		0- 0		AWAY	0- 0		0- 0		5- 0	
3- 0	0- 0		1- 0		NEUTRAL	0- 0		1- 0		1- 0	
3- 3	0- 2		0- 1		CONFERENCE	2- 0		1- 0		0- 0	
1- 1	0- 1		0- 0		HOME	1- 0		0- 0		0- 0	
2- 2	0- 1		0- 1		AWAY	1- 0		1- 0		0- 0	
0- 0	0- 0		0- 0		NEUTRAL	0- 0		0- 0		0- 0	

RPI 1-25				RPI 26-50				Team's RPI: 34				RPI 51-100				RPI 101+			
RPI	S	Opponent	Score	RPI	S	Opponent	Score	RPI	S	Opponent	Score	RPI	S	Opponent	Score	RPI	S	Opponent	Score
7	H	Oregon	66 70	30	A	Stanford	65 72	72	A	Utah	58 47	110	N	Middle Tenn.	72 57				
16	H	Texas A&M	74 75	41	N	Purdue	58 46	73	H	Oregon St.	65 61	113	A	Colorado	86 51				
23	A	Cal i forni a	64 76									151	A	Loyol a Marymount	80 70				
												184	N	Mari st	78 57				
												217	A	Hawai i	71 60				
												225	A	UC Ri versi de	64 46				
												227	H	Montana St.	98 47				
												258	A	Santa Cl ara	64 43				
												313	A	UTRGV	71 64				
												330	H	Long Beach St.	75 60				
-----																			
LAST 12 Di vi si on I GAMES:																			
30	A	Stanford	65 72	72	A	Utah	58 47	113	A	Colorado	86 51	73	H	Oregon St.	65 61				
23	A	Cal i forni a	64 76	72	H	Oregon	66 70	217	A	Hawai i	71 60	184	N	Mari st	78 57				
313	A	UTRGV	71 64	151	A	Loyol a Marymount	80 70												
110	N	Mi dd l e Tenn.	72 57																
16	H	Texas A&M	74 75																

Non-Di v I Games:

Southern Cal i forni a

Average RPI Win:	242	WON-LOST	WINNING	LAST 10	STRENGTH OF	OPP. STRENGTH	TEAM	ADJ.	CONF.	ADJ CONF.
Average RPI Loss:	125	RECORD	PCT. RANK	GAMES	SCHEDULE	OF SCHEDULE	RPI	RPI	RPI	RPI
DIV. I ONLY	8- 8	165	4- 5	199	191	165	165	23	23	
DIV. I NON-CONF.	4- 6	214	1- 4	84	173	144	144	20	20	
-----										
TOTALS	RPI 1-25	RPI 26-50	W-L RECORDS	RPI 51-100	RPI 101-150	RPI 150+				
8- 8	0- 0	0- 2	OVERALL	0- 2	0- 1	8- 3				
2- 3	0- 0	0- 1	HOME	0- 0	0- 1	2- 1				
6- 3	0- 0	0- 0	AWAY	0- 0	0- 0	6- 1				
0- 2	0- 0	0- 1	NEUTRAL	0- 1	0- 0	0- 0				
4- 6	0- 0	0- 2	NON-CONFERENCE	0- 2	0- 0	4- 2				
1- 2	0- 0	0- 1	HOME	0- 0	0- 0	1- 1				
3- 2	0- 0	0- 0	AWAY	0- 1	0- 0	3- 1				
0- 2	0- 0	0- 1	NEUTRAL	0- 1	0- 0	0- 0				
4- 2	0- 0	0- 0	CONFERENCE	0- 0	0- 1	4- 1				
1- 1	0- 0	0- 0	HOME	0- 0	0- 1	1- 0				
3- 1	0- 0	0- 0	AWAY	0- 0	0- 0	3- 1				
0- 0	0- 0	0- 0	NEUTRAL	0- 0	0- 0	0- 0				

RPI 1-25				RPI 26-50				RPI 51-100				RPI 101+ Team's RPI: 165			
RPI	S	Opponent	Score	RPI	S	Opponent	Score	RPI	S	Opponent	Score	RPI	S	Opponent	Score
				46	H	Western Ky.	49 75	76	N	Miami (FL)	65 75	124	H	Drake	64 75
				50	N	Albany (NY)	57 68	80	A	UAB	66 76	157	A	Memphis	68 56
												164	H	SIUE	53 57
												175	A	Bradley	63 62
												188	H	UNI	60 53
												202	A	Southeast Mo. St.	79 74
												213	A	Morehead St.	81 85
												247	A	Illinois St.	46 49
												251	H	UT Martin	84 72
												299	A	Indiana St.	64 45
												318	A	Marshall	64 59
												347	A	Evansville	74 62
LAST 12 Division I GAMES:															
				299	A	Indiana St.	64 45	247	A	Illinois St.	46 49				
				347	A	Evansville	74 62	175	A	Bradley	63 62				
				76	N	Miami (FL)	65 75	124	H	Drake	64 75				
				50	N	Albany (NY)	57 68	188	H	UNI	60 53				
				46	H	Western Ky.	49 75	213	A	Morehead St.	81 85				
				318	A	Marshall	64 59	164	H	SIUE	53 57				

Non-Div I Games: Martin Methodist 60 50

Southern Ill.

Average RPI Win: 269			WON-LOST RECORD			WINNING PCT. RANK			LAST 10 GAMES			STRENGTH OF SCHEDULE			OPP. STRENGTH OF SCHEDULE			TEAM RPI			ADJ. RPI			CONF. RPI			ADJ CONF. RPI		
Average RPI Loss: 97																													
DIV. I ONLY			7- 7			165			3- 6			267			98			208			208			18			18		
DIV. I NON-CONF.			6- 5			153			4- 4			307			95			222			222			19			19		
TOTALS			RPI 1-25			RPI 26-50			W-L RECORDS			RPI 51-100			RPI 101-150			RPI 150+											
7- 7			0- 1			0- 1			OVERALL			0- 2			1- 1			6- 2											
6- 1			0- 0			0- 0			HOME			0- 0			1- 1			5- 0											
1- 6			0- 1			0- 1			AWAY			0- 2			0- 0			1- 2											
0- 0			0- 0			0- 0			NEUTRAL			0- 0			0- 0			0- 0											
6- 5			0- 1			0- 0			NON-CONFERENCE			0- 2			1- 1			5- 1											
5- 1			0- 0			0- 0			HOME			0- 0			1- 1			4- 0											
1- 4			0- 1			0- 0			AWAY			0- 2			0- 0			1- 1											
0- 0			0- 0			0- 0			NEUTRAL			0- 0			0- 0			0- 0											
1- 2			0- 0			0- 1			CONFERENCE			0- 0			0- 0			1- 1											
1- 0			0- 0			0- 0			HOME			0- 0			0- 0			1- 0											
0- 2			0- 0			0- 1			AWAY			0- 0			0- 0			0- 1											
0- 0			0- 0			0- 0			NEUTRAL			0- 0			0- 0			0- 0											

RPI 1-25				RPI 26-50				RPI 51-100				RPI 101+ Team's RPI: 208			
RPI	S	Opponent	Score	RPI	S	Opponent	Score	RPI	S	Opponent	Score	RPI	S	Opponent	Score
3	A	Mississippi St.	56 91	46	A	Western Ky.	60 81	66	A	Georgia Tech	44 63	105	H	South Ala.	57 78
								96	A	Ole Miss	59 68	125	H	Tulane	66 58
												165	H	Louisiana Tech	65 50
												170	A	Samford	56 61
												195	A	Charlotte	56 66
												301	H	Alcorn	72 67
												302	A	Northwestern St.	71 59
												305	H	Alabama St.	72 35
												339	H	Sam Houston St.	58 38
												345	H	Mississippi Val.	84 69
-----															
LAST 12 Division I GAMES:															
170	A	Samford	56 61	165	H	Louisiana Tech	65 50	46	A	Western Ky.	60 81	66	A	Georgia Tech	44 63
339	H	Sam Houston St.	58 38	96	A	Ole Miss	59 68	195	A	Charlotte	56 66	301	H	Alcorn	72 67
96	A	Ole Miss	59 68	105	H	South Ala.	57 78	302	A	Northwestern St.	71 59	3	A	Mississippi St.	56 91
302	A	Northwestern St.	71 59	305	H	Alabama St.	72 35								

Non-Div I Games: William Carey 82 44 Blue Mountain (MS) 96 46

Southern Miss.



Average RPI Win: 288

Average RPI Loss: 126

WON-LOST  
RECORDWINNING  
PCT. RANKLAST 10  
GAMESSTRENGTH OF  
SCHEDULEOPP. STRENGTH  
OF SCHEDULETEAM  
RPIADJ.  
RPICONF.  
RPIADJ CONF.  
RPIDIV. I ONLY  
DIV. I NON-CONF.4- 9  
0- 8273  
3374- 6  
0- 7180  
38233  
63214  
266214  
26632  
3232  
32

TOTALS

RPI 1-25

RPI 26-50

W-L RECORDS

RPI 51-100

RPI 101-150

RPI 150+

4- 9 0- 1  
2- 0 0- 0  
2- 8 0- 1  
0- 1 0- 00- 0  
0- 0  
0- 0  
0- 0OVERALL  
HOME  
AWAY  
NEUTRAL0- 3  
0- 0  
0- 2  
0- 10- 2  
0- 0  
0- 2  
0- 04- 3  
2- 0  
2- 3  
0- 00- 8 0- 1  
0- 0 0- 0  
0- 7 0- 1  
0- 1 0- 00- 0  
0- 0  
0- 0  
0- 0NON-CONFERENCE  
HOME  
AWAY  
NEUTRAL0- 3  
0- 0  
0- 2  
0- 10- 2  
0- 0  
0- 2  
0- 00- 2  
0- 0  
0- 2  
0- 04- 1 0- 0  
2- 0 0- 0  
2- 1 0- 0  
0- 0 0- 00- 0  
0- 0  
0- 0  
0- 0CONFERENCE  
HOME  
AWAY  
NEUTRAL0- 0  
0- 0  
0- 0  
0- 00- 0  
0- 0  
0- 0  
0- 04- 1  
2- 0  
2- 1  
0- 0

RPI 1-25

RPI 26-50

RPI 51-100

RPI 101+

Team's RPI: 214

RPI S Opponent Score  
22 A South Fla. 48 108

RPI S Opponent Score

RPI S Opponent Score  
59 A Oklahoma St. 66 94  
67 N Toledo 76 81  
75 A Indiana 49 64RPI S Opponent Score  
105 A South Ala. 65 69  
109 A Auburn 47 65  
190 A Wisconsin 74 77  
218 A Bethune-Cookman 56 68  
234 H Grambling 63 44  
271 A Texas Southern 67 57  
291 A Prairie View 62 69  
320 H Jackson St. 86 76  
326 A Ark. -Pine Bluff 71 52

LAST 12 Division I GAMES:

271 A Texas Southern	67	57	326 A Ark. -Pine Bluff	71	52
67 N Toledo	76	81	320 H Jackson St.	86	76
22 A South Fla.	48	108	234 H Grambling	63	44
218 A Bethune-Cookman	56	68	291 A Prairie View	62	69
105 A South Ala.	65	69	59 A Oklahoma St.	66	94
109 A Auburn	47	65	190 A Wisconsin	74	77

Southern U.

Southern U.

Non-Div I Games:

Mobile

86 54

Southern U.

Loss, Non-Conf, S Site, H Home A Away N Neutral

Average RPI Win:	258	WON-LOST	WINNING	LAST 10	STRENGTH OF	OPP. STRENGTH	TEAM	ADJ.	CONF.	ADJ CONF.
Average RPI Loss:	182	RECORD	PCT. RANK	GAMES	SCHEDULE	OF SCHEDULE	RPI	RPI	RPI	RPI
DIV. I ONLY	3- 13	306	2- 8	186	318	295	295	19	19	
DIV. I NON-CONF.	1- 10	327	0- 7	186	308	331	331	15	15	
-----										
TOTALS	RPI 1-25	RPI 26-50	W-L RECORDS	RPI 51-100	RPI 101-150	RPI 150+				
3- 13	0- 1	0- 0	OVERALL	0- 1	0- 3	3- 8				
2- 5	0- 0	0- 0	HOME	0- 1	0- 2	2- 2				
1- 8	0- 1	0- 0	AWAY	0- 0	0- 1	1- 6				
0- 0	0- 0	0- 0	NEUTRAL	0- 0	0- 0	0- 0				
1- 10	0- 1	0- 0	NON-CONFERENCE	0- 1	0- 2	1- 6				
1- 4	0- 0	0- 0	HOME	0- 1	0- 1	1- 2				
0- 6	0- 1	0- 0	AWAY	0- 0	0- 1	0- 4				
0- 0	0- 0	0- 0	NEUTRAL	0- 0	0- 0	0- 0				
2- 3	0- 0	0- 0	CONFERENCE	0- 0	0- 1	2- 2				
1- 1	0- 0	0- 0	HOME	0- 0	0- 1	1- 0				
1- 2	0- 0	0- 0	AWAY	0- 0	0- 0	1- 2				
0- 0	0- 0	0- 0	NEUTRAL	0- 0	0- 0	0- 0				

RPI 1-25				RPI 26-50				RPI 51-100				RPI 101+				Team's RPI: 295
RPI	S	Opponent	Score	RPI	S	Opponent	Score	RPI	S	Opponent	Score	RPI	S	Opponent	Score	
7	A	Oregon	38 98					56	H	UC Davis	59 85	130	A	BYU	67 75	
												132	H	Weber St.	64 77	
												147	H	Binghamton	66 72	
												153	H	Idaho St.	76 70	
												189	A	San Diego	59 72	
												193	H	UC Irvine	64 71	
												220	H	CSU Bakersfield	45 46	
												227	A	Montana St.	71 91	
												239	A	Montana	71 81	
												242	A	Grand Canyon	54 59	
												286	A	Arizona	74 76	
												298	H	Utah St.	70 67	
												303	A	Utah Valley	61 69	
												324	A	Northern Ariz.	60 57	
LAST 12 Division I GAMES:																
227	A	Montana St.	71 91	324	A	Northern Ariz.	60 57									
286	A	Arizona	74 76	132	H	Weber St.	64 77									
242	A	Grand Canyon	54 59	153	H	Idaho St.	76 70									
7	A	Oregon	38 98	239	A	Montana	71 81									
193	H	UC Irvine	64 71	220	H	CSU Bakersfield	45 46									
303	A	Utah Valley	61 69	56	H	UC Davis	59 85									

Non-Div I Games:

Southern Utah

Average RPI Win: 217		WON-LOST	WINNING	LAST 10	STRENGTH OF		OPP. STRENGTH	TEAM	ADJ.	CONF.	ADJ CONF.
Average RPI Loss: 134		RECORD	PCT. RANK	GAMES	SCHEDULE		OF SCHEDULE	RPI	RPI	RPI	RPI
DIV. I ONLY		6- 12	263	2- 8	127		224	223	223	13	13
DIV. I NON-CONF.		5- 8	220	1- 6	107		254	198	198	13	13
-----											
TOTALS		RPI 1-25		RPI 26-50	W-L RECORDS		RPI 51-100	RPI 101-150		RPI 150+	
6- 12		0- 0		0- 2	OVERALL		1- 4	0- 1		5- 5	
4- 4		0- 0		0- 1	HOME		1- 2	0- 0		3- 1	
1- 8		0- 0		0- 1	AWAY		0- 2	0- 1		1- 4	
1- 0		0- 0		0- 0	NEUTRAL		0- 0	0- 0		1- 0	
5- 8		0- 0		0- 2	NON-CONFERENCE		1- 3	0- 0		4- 3	
3- 3		0- 0		0- 1	HOME		1- 2	0- 0		2- 0	
1- 5		0- 0		0- 1	AWAY		0- 1	0- 0		1- 3	
1- 0		0- 0		0- 0	NEUTRAL		0- 0	0- 0		1- 0	
1- 4		0- 0		0- 0	CONFERENCE		0- 1	0- 1		1- 2	
1- 1		0- 0		0- 0	HOME		0- 0	0- 0		1- 1	
0- 3		0- 0		0- 0	AWAY		0- 1	0- 1		0- 1	
0- 0		0- 0		0- 0	NEUTRAL		0- 0	0- 0		0- 0	

RPI 1-25				RPI 26-50				RPI 51-100				RPI 101+				Team's RPI: 223
RPI	S	Opponent	Score	RPI	S	Opponent	Score	RPI	S	Opponent	Score	RPI	S	Opponent	Score	
				29	H	Buffal o	59 76	67	H	Toledo	39 58	121	A	Saint Loui s	55 78	
				50	A	Al bany (NY)	52 69	77	A	Dayton	59 80	156	H	Saint Joseph' s	64 70	
								83	H	Penn St.	65 62	159	A	Bucknell	59 48	
								89	A	Navy	48 86	187	A	La Salle	63 66	
								100	H	Del aware	52 53	199	H	Ni agara	76 58	
												200	A	Si ena	62 70	
												215	A	Hofstra	68 71	
												224	H	Eastern Mi ch.	70 51	
												290	H	Massachusetts	69 59	
												316	A	Can i si us	69 71	
												344	N	UMBC	63 54	
-----																
LAST 12 Division I GAMES:																
				121	A	Saint Louis	55 78	187	A	La Salle	63 66					
				215	A	Hofstra	68 71	77	A	Dayton	59 80					
				50	A	Al bany (NY)	52 69	290	H	Massachusetts	69 59					
				29	H	Buffal o	59 76	156	H	Saint Joseph' s	64 70					
				83	H	Penn St.	65 62	100	H	Del aware	52 53					
				67	H	Toledo	39 58	89	A	Navy	48 86					

Non-Div I Games:

St. Bonaventure

Average RPI Win: **268**  
 Average RPI Loss: **177**

WON-LOST  
RECORD

WINNING  
PCT. RANK

LAST 10  
GAMES

STRENGTH OF  
SCHEDULE

OPP. STRENGTH  
OF SCHEDULE

TEAM  
RPI

ADJ.  
RPI

CONF.  
RPI

ADJ CONF.  
RPI

DIV. I ONLY	5- 10	263	4- 6	290	257	275	275	28	28
DIV. I NON-CONF.	4- 7	226	3- 5	310	219	284	284	28	28
<hr/>									
TOTALS	RPI 1-25	RPI 26-50	W-L RECORDS	RPI 51-100	RPI 101-150	RPI 150+			
5- 10	0- 0	0- 1	OVERALL	0- 1	0- 2	5- 6			
4- 1	0- 0	0- 0	HOME	0- 0	0- 0	4- 1			
1- 8	0- 0	0- 1	AWAY	0- 1	0- 2	1- 4			
0- 1	0- 0	0- 0	NEUTRAL	0- 0	0- 0	0- 1			
4- 7	0- 0	0- 1	NON-CONFERENCE	0- 1	0- 0	4- 5			
3- 1	0- 0	0- 0	HOME	0- 0	0- 0	3- 1			
1- 5	0- 0	0- 1	AWAY	0- 1	0- 0	1- 3			
0- 1	0- 0	0- 0	NEUTRAL	0- 0	0- 0	0- 1			
1- 3	0- 0	0- 0	CONFERENCE	0- 0	0- 2	1- 1			
1- 0	0- 0	0- 0	HOME	0- 0	0- 0	1- 0			
0- 3	0- 0	0- 0	AWAY	0- 0	0- 2	0- 1			
0- 0	0- 0	0- 0	NEUTRAL	0- 0	0- 0	0- 0			

RPI 1-25				RPI 26-50				RPI 51-100				RPI 101+ Team's RPI: 275			
RPI	S	Opponent	Score	RPI	S	Opponent	Score	RPI	S	Opponent	Score	RPI	S	Opponent	Score
				31	A	St. John's (NY)	49 <b>73</b>	98	A	Seton Hall	50 <b>84</b>	144	A	Robert Morris	36 <b>59</b>
												148	A	Saint Francis (PA)	75 <b>90</b>
												173	H	Army West Point	73 <b>52</b>
												197	N	Norfolk St.	51 <b>52</b>
												213	H	Morehead St.	59 <b>73</b>
												222	A	Fla. Atlantic	60 <b>80</b>
												230	A	Manhattan	54 <b>57</b>
												238	A	Howard	69 <b>72</b>
												252	A	LIU Brooklyn	59 <b>61</b>
												253	H	Mt. St. Mary's	82 73
												257	H	Loyola Maryland	64 47
												327	A	Saint Peter's	64 49
												332	H	Iona	72 63
<hr/>															
LAST 12 Division I GAMES:															
				213	H	Morehead St.	59 <b>73</b>	253	H	Mt. St. Mary's	82 73				
				332	H	Iona	72 63	144	A	Robert Morris	36 <b>59</b>				
				238	A	Howard	69 <b>72</b>	148	A	Saint Francis (PA)	75 <b>90</b>				
				257	H	Loyola Maryland	64 47	252	A	LIU Brooklyn	59 <b>61</b>				
				98	A	Seton Hall	50 <b>84</b>	197	N	Norfolk St.	51 <b>52</b>				
				327	A	Saint Peter's	64 49	222	A	Fla. Atlantic	60 <b>80</b>				

Non-Div I Games:

St. Francis Brooklyn

Average RPI Win:	104	WON-LOST	WINNING	LAST 10	STRENGTH OF	OPP. STRENGTH	TEAM	ADJ.	CONF.	ADJ CONF.
Average RPI Loss:	47	RECORD	PCT. RANK	GAMES	SCHEDULE	OF SCHEDULE	RPI	RPI	RPI	RPI
DIV. I ONLY	12- 7	103	0- 1	9	21	31	31	6	6	
DIV. I NON-CONF.	7- 4	102	0- 1	6	44	24	24	5	5	
-----										
TOTALS	RPI 1-25	RPI 26-50	W-L RECORDS	RPI 51-100	RPI 101-150	RPI 150+				
12- 7	1- 3	1- 2	OVERALL	6- 1	2- 0	2- 1				
7- 3	1- 0	0- 1	HOME	3- 1	1- 0	2- 1				
4- 2	0- 1	1- 1	AWAY	2- 0	1- 0	0- 0				
1- 2	0- 2	0- 0	NEUTRAL	1- 0	0- 0	0- 0				
7- 4	0- 2	1- 1	NON-CONFERENCE	4- 1	1- 0	1- 0				
4- 2	0- 0	0- 1	HOME	2- 1	1- 0	1- 0				
2- 0	0- 0	1- 0	AWAY	1- 0	0- 0	0- 0				
1- 2	0- 2	0- 0	NEUTRAL	1- 0	0- 0	0- 0				
5- 3	1- 1	0- 1	CONFERENCE	2- 0	1- 0	1- 1				
3- 1	1- 0	0- 0	HOME	1- 0	0- 0	1- 1				
2- 2	0- 1	0- 1	AWAY	1- 0	1- 0	0- 0				
0- 0	0- 0	0- 0	NEUTRAL	0- 0	0- 0	0- 0				

RPI 1-25				RPI 26-50				RPI 51-100				RPI 101+			
RPI	S	Opponent	Score	RPI	S	Opponent	Score	RPI	S	Opponent	Score	RPI	S	Opponent	Score
13	H	Villanova	70 64	26	A	DePaul	67 76	55	H	Creighton	72 65	134	H	William & Mary	92 81
14	N	South Carolina	58 76	29	H	Buffalo	72 73	62	H	Fordham	64 67	135	A	Xavier	67 63
18	A	Marquette	72 74	50	A	Albany (NY)	71 66	76	A	Miami (FL)	74 64	161	H	Providence	44 49
22	N	South Fla.	59 68					78	A	Butler	73 55	169	H	Georgetown	64 41
								79	N	Western Mich.	76 48	275	H	St. Francis Brooklyn	73 49
								87	H	James Madison	81 64				
								97	H	Kansas	65 53				
-----															
Team's RPI: 31															
LAST 12 Division I GAMES:															
135	A	Xavier	67 63	22	N	South Fla.	59 68	13	H	Villanova	70 64				
55	H	Creighton	72 65	169	H	Georgetown	64 41	78	A	Butler	73 55				
161	H	Providence	44 49	26	A	DePaul	67 76	97	H	Kansas	65 53				
26	A	DePaul	67 76	18	A	Marquette	72 74	62	H	Fordham	64 67				
18	A	Marquette	72 74	29	H	Buffalo	72 73								
29	H	Buffalo	72 73												

Non-Div I Games:

St. John's (NY)

Average RPI Win:	132	WON-LOST	WINNING	LAST 10	STRENGTH OF	OPP. STRENGTH	TEAM	ADJ.	CONF.	ADJ CONF.
Average RPI Loss:	25	RECORD	PCT. RANK	GAMES	SCHEDULE	OF SCHEDULE	RPI	RPI	RPI	RPI
DIV. I ONLY	11- 7	114	6- 4	8	9	30	30	4	4	
DIV. I NON-CONF.	6- 6	170	2- 4	4	26	36	36	3	3	
-----										
TOTALS	RPI 1-25	RPI 26-50	W-L RECORDS	RPI 51-100	RPI 101-150	RPI 150+				
11- 7	1- 6	1- 0	OVERALL	2- 0	3- 1	4- 0				
7- 2	1- 1	1- 0	HOME	1- 0	2- 1	2- 0				
2- 3	0- 3	0- 0	AWAY	0- 0	0- 0	2- 0				
2- 2	0- 2	0- 0	NEUTRAL	1- 0	1- 0	0- 0				
6- 6	0- 5	0- 0	NON-CONFERENCE	1- 0	2- 1	3- 0				
3- 2	0- 1	0- 0	HOME	0- 0	1- 1	2- 0				
1- 2	0- 2	0- 0	AWAY	0- 0	0- 0	1- 0				
2- 2	0- 2	0- 0	NEUTRAL	1- 0	1- 0	0- 0				
5- 1	1- 1	1- 0	CONFERENCE	1- 0	1- 0	1- 0				
4- 0	1- 0	1- 0	HOME	1- 0	1- 0	0- 0				
1- 1	0- 1	0- 0	AWAY	0- 0	0- 0	1- 0				
0- 0	0- 0	0- 0	NEUTRAL	0- 0	0- 0	0- 0				

RPI 1-25				RPI 26-50				RPI 51-100				RPI 101+							
RPI	S	Opponent	Score	RPI	S	Opponent	Score	RPI	S	Opponent	Score	RPI	S	Opponent	Score				
1	N	UConn	53 78	34	H	Southern Cal i forni a	72 65	51	H	Washi ngton St.	70 57	115	H	Western Ill.	64 71				
5	A	Ohio St.	64 85					71	N	Bel mont	74 53	118	N	Kent St.	79 54				
5	N	Ohio St.	82 94									122	H	Washi ngton	71 45				
9	H	Tennessee	71 83									133	H	UNLV	74 33				
11	H	UCLA	76 65									180	A	San Franci sco	86 66				
17	A	Bayl or	57 81									220	H	CSU Bakersfi el d	57 34				
24	A	Ari zona St.	66 73									225	H	UC Ri versi de	53 43				
												286	A	Ari zona	61 46				
-----																			
LAST 12 Division I GAMES:																			
34	H	Southern Cal i forni a	72 65	122	H	Washing ton	71 45												
11	H	UCLA	76 65	51	H	Washington St.	70 57	24	A	Ari zona St.	66 73								
9	H	Tennessee	71 83	286	A	Ari zona	61 46	180	A	San Franci sco	86 66								
115	H	Western Ill.	64 71	5	N	Ohio St.	82 94												
133	H	UNLV	74 33																
17	A	Bayl or	57 81																

Non-Div I Games:

Stanford

# Stetson

S  
t  
e  
t  
s  
o  
n

Non-Div I Games:	Thomas (GA)	92	41	Webber Int'l	67	30
------------------	-------------	----	----	--------------	----	----

Average RPI Win:	291	WON-LOST	WINNING	LAST 10	STRENGTH OF	OPP. STRENGTH	TEAM	ADJ.	CONF.	ADJ CONF.
Average RPI Loss:	116	RECORD	PCT. RANK	GAMES	SCHEDULE	OF SCHEDULE	RPI	RPI	RPI	RPI
DIV. I ONLY	8- 8	165	4- 6	314	203	236	236	20	20	
DIV. I NON-CONF.	7- 5	132	3- 5	336	251	231	231	23	23	
-----										
TOTALS	RPI 1-25	RPI 26-50	W-L RECORDS	RPI 51-100	RPI 101-150	RPI 150+				
8- 8	0- 1	0- 1	OVERALL	0- 2	0- 2	8- 2				
5- 3	0- 0	0- 1	HOME	0- 1	0- 1	5- 0				
3- 5	0- 1	0- 0	AWAY	0- 1	0- 1	3- 2				
0- 0	0- 0	0- 0	NEUTRAL	0- 0	0- 0	0- 0				
7- 5	0- 1	0- 0	NON-CONFERENCE	0- 0	0- 2	7- 2				
4- 1	0- 0	0- 0	HOME	0- 0	0- 1	4- 0				
3- 4	0- 1	0- 0	AWAY	0- 0	0- 1	3- 2				
0- 0	0- 0	0- 0	NEUTRAL	0- 0	0- 0	0- 0				
1- 3	0- 0	0- 1	CONFERENCE	0- 2	0- 0	1- 0				
1- 2	0- 0	0- 1	HOME	0- 1	0- 0	1- 0				
0- 1	0- 0	0- 0	AWAY	0- 1	0- 0	0- 0				
0- 0	0- 0	0- 0	NEUTRAL	0- 0	0- 0	0- 0				

RPI 1-25				RPI 26-50				RPI 51-100				RPI 101+ Team's RPI: 236			
RPI	S	Opponent	Score	RPI	S	Opponent	Score	RPI	S	Opponent	Score	RPI	S	Opponent	Score
20	A	Syracuse	70 81	50	H	Albany (NY)	68 72	91	H	Hartford	68 75	101	A	Harvard	53 60
								93	A	Maine	56 64	119	H	Yale	71 77
												168	A	Northwestern	36 68
												215	A	Hofstra	73 49
												230	H	Manhattan	74 59
												284	A	Cornell	40 48
												292	A	Fairleigh Dickinson	56 51
												293	H	Central Conn. St.	60 55
												315	H	Wagner	69 50
												322	H	Vermont	80 57
												331	A	Ga. Southern	68 49
												332	H	Iona	63 46
-----															
LAST 12 Division I GAMES:															
101	A	Harvard	53 60	322	H	Vermont	80 57	50	H	Albany (NY)	68 72	91	H	Hartford	68 75
331	A	Ga. Southern	68 49	93	A	Maine	56 64	20	A	Syracuse	70 81	284	A	Cornell	40 48
293	H	Central Conn. St.	60 55												
332	H	Iona	63 46												
168	A	Northwestern	36 68												
119	H	Yale	71 77												

Non-Div I Games: Farmingdale St. 76 25

Stony Brook



Average RPI Win:	159	WON-LOST	WINNING	LAST 10	STRENGTH OF	OPP. STRENGTH	TEAM	ADJ.	CONF.	ADJ CONF.
Average RPI Loss:	19	RECORD	PCT. RANK	GAMES	SCHEDULE	OF SCHEDULE	RPI	RPI	RPI	RPI
DIV. I ONLY	14- 4	37	6- 4	42	17	20	20	1	1	
DIV. I NON-CONF.	12- 1	8	6- 1	147	75	29	29	1	1	
-----										
TOTALS	RPI 1-25	RPI 26-50	W-L RECORDS	RPI 51-100	RPI 101-150	RPI 150+				
14- 4	1- 2	0- 2	OVERALL	3- 0	3- 0	7- 0				
9- 0	1- 0	0- 0	HOME	3- 0	0- 0	5- 0				
2- 3	0- 1	0- 2	AWAY	0- 0	2- 0	0- 0				
3- 1	0- 1	0- 0	NEUTRAL	0- 0	1- 0	2- 0				
12- 1	0- 1	0- 0	NON-CONFERENCE	2- 0	3- 0	7- 0				
7- 0	0- 0	0- 0	HOME	2- 0	0- 0	5- 0				
2- 0	0- 0	0- 0	AWAY	0- 0	2- 0	0- 0				
3- 1	0- 1	0- 0	NEUTRAL	0- 0	1- 0	2- 0				
2- 3	1- 1	0- 2	CONFERENCE	1- 0	0- 0	0- 0				
2- 0	1- 0	0- 0	HOME	1- 0	0- 0	0- 0				
0- 3	0- 1	0- 2	AWAY	0- 0	0- 0	0- 0				
0- 0	0- 0	0- 0	NEUTRAL	0- 0	0- 0	0- 0				

RPI	S	Opponent	Score	RPI	S	Opponent	Score	RPI	S	Opponent	Score	RPI	S	Opponent	Score
2	A	Notre Dame	72 87	27	A	NC State	56 60	60	H	Drexel	72 62	102	A	George Washington	74 62
3	N	Mississippi St.	65 76	44	A	Virginia	63 68	66	H	Georgia Tech	88 77	127	N	Vanderbilt	84 78
6	H	Florida St.	76 69					91	H	Hartford	75 63	133	A	UNLV	69 55
												168	H	Northwestern	81 74
												190	N	Wisconsin	77 74
												231	H	Morgan St.	95 68
												236	H	Stony Brook	81 70
												256	H	Colgate	79 39
												281	H	UMES	68 45
												285	N	Coastal Caro.	69 57
-----															
LAST 12 Division I GAMES:															
2	A	Notre Dame	72 87	27	A	NC State	56 60	6	H	Florida St.	76 69				
133	A	UNLV	69 55	6	H	Georgia Tech	88 77	236	H	Stony Brook	81 70				
3	N	Mississippi St.	65 76	44	A	Virginia	63 68	168	H	Northwestern	81 74				
285	N	Coastal Caro.	69 57												
60	H	Drexel	72 62												
256	H	Colgate	79 39												

Non-Div I Games:

Syracuse

Average RPI Win:	176	WON-LOST	WINNING	LAST 10	STRENGTH OF	OPP. STRENGTH	TEAM	ADJ.	CONF.	ADJ CONF.
Average RPI Loss:	60	RECORD	PCT. RANK	GAMES	SCHEDULE	OF SCHEDULE	RPI	RPI	RPI	RPI
DIV. I ONLY	12- 5	69	6- 4	103	38	70	70	5	5	
DIV. I NON-CONF.	9- 2	35	5- 1	266	100	89	89	6	6	
-----										
TOTALS	RPI 1-25	RPI 26-50	W-L RECORDS	RPI 51-100	RPI 101-150	RPI 150+				
12- 5	1- 1	1- 2	OVERALL	1- 1	2- 1	7- 0				
8- 2	1- 0	0- 1	HOME	1- 0	2- 1	4- 0				
2- 3	0- 1	1- 1	AWAY	0- 1	0- 0	1- 0				
2- 0	0- 0	0- 0	NEUTRAL	0- 0	0- 0	2- 0				
9- 2	0- 1	0- 0	NON-CONFERENCE	1- 0	2- 1	6- 0				
6- 1	0- 0	0- 0	HOME	1- 0	2- 1	3- 0				
1- 1	0- 1	0- 0	AWAY	0- 0	0- 0	1- 0				
2- 0	0- 0	0- 0	NEUTRAL	0- 0	0- 0	2- 0				
3- 3	1- 0	1- 2	CONFERENCE	0- 1	0- 0	1- 0				
2- 1	1- 0	0- 1	HOME	0- 0	0- 0	1- 0				
1- 2	0- 0	1- 1	AWAY	0- 1	0- 0	0- 0				
0- 0	0- 0	0- 0	NEUTRAL	0- 0	0- 0	0- 0				

RPI 1-25				RPI 26-50				RPI 51-100				RPI 101+			
RPI	S	Opponent	Score	RPI	S	Opponent	Score	RPI	S	Opponent	Score	RPI	S	Opponent	Score
8	H	Texas	79 77	32	A	West Virginia	76 74	64	H	Alabama	88 67	119	H	Yale	72 82
16	A	Texas A&M	58 71	32	H	West Virginia	82 87	97	A	Kansas	77 86	137	H	Texas St.	82 58
				36	A	Oklahoma	71 84					138	H	Hampton	90 68
												191	A	SMU	64 58
												192	H	Oral Roberts	72 58
												198	N	Idaho	86 76
												254	H	Texas Tech	93 72
												286	N	Arizona	68 59
												302	H	Northwestern St.	89 51
												304	H	Southeastern La.	112 62
-----															
LAST 12 Division I GAMES:															
				97	A	Kansas	77 86	32	A	West Virginia	76 74				
				32	H	West Virginia	82 87	8	H	Texas	79 77				
				138	H	Hampton	90 68	254	H	Texas Tech	93 72				
				302	H	Northwestern St.	89 51	36	A	Oklahoma	71 84				
				304	H	Southeastern La.	112 62	64	H	Alabama	88 67				
				16	A	Texas A&M	58 71	198	N	Idaho	86 76				

Non-Div I Games:

TCU

Average RPI Win:	213	WON-LOST	WINNING	LAST 10	STRENGTH OF	OPP. STRENGTH	TEAM	ADJ.	CONF.	ADJ CONF.
Average RPI Loss:	51	RECORD	PCT. RANK	GAMES	SCHEDULE	OF SCHEDULE	RPI	RPI	RPI	RPI

DIV. I ONLY	9- 7	134	5- 5	148	45	158	158	8	8
DIV. I NON-CONF.	8- 4	87	5- 3	204	47	146	146	7	7
-----									
TOTALS	RPI 1-25	RPI 26-50	W-L RECORDS	RPI 51-100	RPI 101-150	RPI 150+			
9- 7	0- 4	0- 0	OVERALL	0- 2	2- 0	7- 1			
7- 5	0- 4	0- 0	HOME	0- 1	2- 0	5- 0			
2- 2	0- 0	0- 0	AWAY	0- 0	0- 0	2- 0			
0- 0	0- 0	0- 0	NEUTRAL	0- 0	0- 0	0- 0			
8- 4	0- 3	0- 0	NON-CONFERENCE	0- 1	2- 0	6- 0			
6- 4	0- 3	0- 0	HOME	0- 1	2- 0	4- 0			
2- 0	0- 0	0- 0	AWAY	0- 0	0- 0	2- 0			
0- 0	0- 0	0- 0	NEUTRAL	0- 0	0- 0	0- 0			
1- 3	0- 1	0- 0	CONFERENCE	0- 1	0- 0	1- 1			
1- 1	0- 1	0- 0	HOME	0- 0	0- 0	1- 0			
0- 2	0- 0	0- 0	AWAY	0- 1	0- 0	0- 1			
0- 0	0- 0	0- 0	NEUTRAL	0- 0	0- 0	0- 0			

RPI 1-25	RPI 26-50	RPI 51-100	RPI 101+	Team's RPI: 158
RPI S Opponent Score	RPI S Opponent Score	RPI S Opponent Score	RPI S Opponent Score	
10 H Rutgers 67 84		52 A UCF 46 76	101 H Harvard 86 64	
13 H Villanova 65 69		96 H Ole Miss 48 64	138 H Hampton 65 56	
14 H South Carolina 60 87			152 A Cincinnati 72 80	
22 H South Fla. 73 89			156 H Saint Joseph's 69 66	
			184 H Marist 83 77	
			187 A La Salle 69 52	
			191 H SMU 55 52	
			312 H Delaware St. 96 72	
			315 H Wagner 70 36	
			332 A Iona 59 54	
LAST 12 Division I GAMES:				
14 H South Carolina 60 87	152 A Cincinnati 72 80			
184 H Marist 83 77	22 H South Fla. 73 89			
13 H Villanova 65 69	191 H SMU 55 52			
138 H Hampton 65 56	52 A UCF 46 76			
101 H Harvard 86 64	96 H Ole Miss 48 64			
156 H Saint Joseph's 69 66	187 A La Salle 69 52			

Non-Div I Games:

Temple

Average RPI Win:	121	WON-LOST	WINNING	LAST 10	STRENGTH OF	OPP. STRENGTH	TEAM	ADJ.	CONF.	ADJ CONF.
Average RPI Loss:	16	RECORD	PCT. RANK	GAMES	SCHEDULE	OF SCHEDULE	RPI	RPI	RPI	RPI
DIV. I ONLY	16- 1	4	9- 1	45	19	9	9	2	2	
DIV. I NON-CONF.	12- 0	1	7- 0	55	62	8	8	2	2	
-----										
TOTALS	RPI 1-25	RPI 26-50	W-L RECORDS	RPI 51-100	RPI 101-150	RPI 150+				
16- 1	3- 1	1- 0	OVERALL	4- 0	4- 0	4- 0				
9- 0	1- 0	0- 0	HOME	2- 0	3- 0	3- 0				
4- 1	1- 1	1- 0	AWAY	1- 0	0- 0	1- 0				
3- 0	1- 0	0- 0	NEUTRAL	1- 0	1- 0	0- 0				
12- 0	2- 0	1- 0	NON-CONFERENCE	3- 0	2- 0	4- 0				
7- 0	1- 0	0- 0	HOME	2- 0	1- 0	3- 0				
2- 0	0- 0	1- 0	AWAY	0- 0	0- 0	1- 0				
3- 0	1- 0	0- 0	NEUTRAL	1- 0	1- 0	0- 0				
4- 1	1- 1	0- 0	CONFERENCE	1- 0	2- 0	0- 0				
2- 0	0- 0	0- 0	HOME	0- 0	2- 0	0- 0				
2- 1	1- 1	0- 0	AWAY	1- 0	0- 0	0- 0				
0- 0	0- 0	0- 0	NEUTRAL	0- 0	0- 0	0- 0				

RPI	S	Opponent	Score
8	H	Texas	82 75
14	A	South Carolina	86 70
16	A	Texas A&M	76 79
18	N	Marquette	101 99

RPI	S	Opponent	Score
30	A	Stanford	83 71

RPI	S	Opponent	Score
59	N	Oklahoma St.	79 69
87	H	James Madison	89 60
90	H	Central Ark.	77 34
94	A	Kentucky	63 49

RPI	S	Opponent	Score
108	N	South Dakota	69 49
109	H	Auburn	70 59
127	H	Vanderbilt	86 73
143	H	ETSU	87 49
185	H	Wichita St.	68 56
226	H	Troy	131 69
305	H	Alabama St.	104 51
330	A	Long Beach St.	90 61

## LAST 12 Division I GAMES:

94	A	Kentucky	63 49	14	A	South Carolina	86 70
30	A	Stanford	83 71	16	A	Texas A&M	76 79
330	A	Long Beach St.	90 61	127	H	Vanderbilt	86 73
8	H	Texas	82 75	109	H	Auburn	70 59
226	H	Troy	131 69	90	H	Central Ark.	77 34
305	H	Alabama St.	104 51	108	N	South Dakota	69 49

Non-Div I Games:

Tennessee

Average RPI Win:	293	WON-LOST	WINNING	LAST 10	STRENGTH OF	OPP. STRENGTH	TEAM	ADJ.	CONF.	ADJ CONF.
Average RPI Loss:	194	RECORD	PCT. RANK	GAMES	SCHEDULE	OF SCHEDULE	RPI	RPI	RPI	RPI
DIV. I ONLY	2- 12	313	2- 7	300	210	340	340	26	26	
DIV. I NON-CONF.	1- 7	310	1- 4	165	271	315	315	27	27	
-----										
TOTALS	RPI 1-25	RPI 26-50	W-L RECORDS	RPI 51-100	RPI 101-150	RPI 150+				
2- 12	0- 1	0- 1	OVERALL	0- 0	0- 0	2- 10				
2- 5	0- 0	0- 1	HOME	0- 0	0- 0	2- 4				
0- 7	0- 1	0- 0	AWAY	0- 0	0- 0	0- 6				
0- 0	0- 0	0- 0	NEUTRAL	0- 0	0- 0	0- 0				
1- 7	0- 1	0- 1	NON-CONFERENCE	0- 0	0- 0	1- 5				
1- 4	0- 0	0- 1	HOME	0- 0	0- 0	1- 3				
0- 3	0- 1	0- 0	AWAY	0- 0	0- 0	0- 2				
0- 0	0- 0	0- 0	NEUTRAL	0- 0	0- 0	0- 0				
1- 5	0- 0	0- 0	CONFERENCE	0- 0	0- 0	1- 5				
1- 1	0- 0	0- 0	HOME	0- 0	0- 0	1- 1				
0- 4	0- 0	0- 0	AWAY	0- 0	0- 0	0- 4				
0- 0	0- 0	0- 0	NEUTRAL	0- 0	0- 0	0- 0				

RPI 1-25				RPI 26-50				RPI 51-100				RPI 101+ Team's RPI: 340			
RPI	S	Opponent	Score	RPI	S	Opponent	Score	RPI	S	Opponent	Score	RPI	S	Opponent	Score
4	A	Louisville	56 95	40	H	Ball St.	65 85					154	H	Jacksonville St.	56 75
												157	A	Memphis	75 79
												164	A	SIUE	63 74
												202	A	Southeast Mo. St.	66 71
												206	A	Arkansas St.	62 68
												226	H	Troy	66 95
												251	A	UT Martin	68 80
												264	H	Lipscomb	71 64
												267	H	Alabama A&M	75 77
												318	H	Marshall	65 71
												321	H	Tennessee Tech	76 66
												335	A	Eastern Ill.	59 66
-----															
LAST 12 Division I GAMES:															
202	A	Southeast Mo. St.	66 71	164	A	SIUE	63 74								
251	A	UT Martin	68 80	335	A	Eastern Ill.	59 66								
318	H	Marshall	65 71	321	H	Tennessee Tech	76 66								
264	H	Lipscomb	71 64	154	H	Jacksonville St.	56 75								
4	A	Louisville	56 95	226	H	Troy	66 95								
206	A	Arkansas St.	62 68	40	H	Ball St.	65 85								

Non-Div I Games: Fisk 93 48

Tennessee St.

Average RPI	Win:	289	WON-LOST	WINNING	LAST 10	STRENGTH OF	OPP. STRENGTH	TEAM	ADJ.	CONF.	ADJ CONF.
Average RPI	Loss:	173	RECORD	PCT. RANK	GAMES	SCHEDULE	OF SCHEDULE	RPI	RPI	RPI	RPI
DIV. I ONLY	2- 13	317	2- 7	191	326	321	321	26	26		
DIV. I NON-CONF.	1- 8	313	1- 4	134	209	296	296	27	27		
-----											
TOTALS	RPI 1-25	RPI 26-50	W-L RECORDS	RPI 51-100	RPI 101-150	RPI 150+					
2- 13	0- 1	0- 0	OVERALL	0- 4	0- 2	2- 6					
2- 6	0- 0	0- 0	HOME	0- 1	0- 0	2- 5					
0- 7	0- 1	0- 0	AWAY	0- 3	0- 2	0- 1					
0- 0	0- 0	0- 0	NEUTRAL	0- 0	0- 0	0- 0					
1- 8	0- 1	0- 0	NON-CONFERENCE	0- 3	0- 2	1- 2					
1- 3	0- 0	0- 0	HOME	0- 1	0- 0	1- 2					
0- 5	0- 1	0- 0	AWAY	0- 2	0- 2	0- 0					
0- 0	0- 0	0- 0	NEUTRAL	0- 0	0- 0	0- 0					
1- 5	0- 0	0- 0	CONFERENCE	0- 1	0- 0	1- 4					
1- 3	0- 0	0- 0	HOME	0- 0	0- 0	1- 3					
0- 2	0- 0	0- 0	AWAY	0- 1	0- 0	0- 1					
0- 0	0- 0	0- 0	NEUTRAL	0- 0	0- 0	0- 0					

RPI 1-25				RPI 26-50				RPI 51-100				RPI 101+ Team's RPI: 321			
RPI	S	Opponent	Score	RPI	S	Opponent	Score	RPI	S	Opponent	Score	RPI	S	Opponent	Score
21	A	Georgia	48 56					71	A	Belmont	59 78	110	A	Middle Tenn.	44 58
								84	A	Wright St.	59 82	143	A	ETSU	55 74
								88	H	IUPUI	54 68	210	H	Radford	41 60
								94	A	Kentucky	54 82	213	H	Morehead St.	67 74
												237	H	Austin Peay	63 59
												264	H	Lipscomb	57 61
												297	H	Eastern Ky.	68 76
												314	H	Murray St.	63 72
												340	A	Tennessee St.	66 76
												341	H	Winthrop	70 41
LAST 12 Division I GAMES:															
297	H	Eastern Ky.	68 76	314	H	Murray St.	63 72								
213	H	Morehead St.	67 74	237	H	Austin Peay	63 59								
264	H	Lipscomb	57 61	340	A	Tennessee St.	66 76								
341	H	Winthrop	70 41	71	A	Belmont	59 78								
88	H	IUPUI	54 68	84	A	Wright St.	59 82								
94	A	Kentucky	54 82	21	A	Georgia	48 56								

Non-Div I Games: Cumberland (TN) 83 52 Tenn. Wesleyan 84 66

Tennessee Tech

Average RPI Win: 120

Average RPI Loss: 40

WON-LOST  
RECORDWINNING  
PCT. RANKLAST 10  
GAMESSTRENGTH OF  
SCHEDULEOPP. STRENGTH  
OF SCHEDULETEAM  
RPIADJ.  
RPICONF.  
RPIADJ CONF.  
RPIDIV. I ONLY  
DIV. I NON-CONF.14- 2  
9- 113  
208- 2  
5- 115  
5420  
518  
118  
115  
65  
6

TOTALS

RPI 1-25

RPI 26-50

W-L RECORDS

RPI 51-100

RPI 101-150

RPI 150+

14- 2

2- 1

3- 0

OVERALL

3- 1

2- 0

4- 0

9- 0

1- 0

1- 0

HOME

2- 0

1- 0

4- 0

3- 2

1- 1

1- 0

AWAY

1- 1

0- 0

0- 0

2- 0

0- 0

1- 0

NEUTRAL

0- 0

1- 0

0- 0

9- 1

2- 1

1- 0

NON-CONFERENCE

0- 0

2- 0

4- 0

6- 0

1- 0

0- 0

HOME

0- 0

1- 0

4- 0

1- 1

1- 1

0- 0

AWAY

0- 0

0- 0

0- 0

2- 0

0- 0

1- 0

NEUTRAL

0- 0

1- 0

0- 0

5- 1

0- 0

2- 0

CONFERENCE

3- 1

0- 0

0- 0

3- 0

0- 0

1- 0

HOME

2- 0

0- 0

0- 0

2- 1

0- 0

1- 0

AWAY

1- 1

0- 0

0- 0

0- 0

0- 0

0- 0

NEUTRAL

0- 0

0- 0

0- 0

RPI 1-25

Team's RPI: 8

RPI 26-50

RPI 51-100

RPI 101+

RPI	S	Opponent	Score
6	H	Florida St.	87 72
9	A	Tennessee	75 82
21	A	Georgia	81 53

RPI	S	Opponent	Score
32	H	West Virginia	79 58
36	A	Oklahoma	88 78
49	N	LSU	75 66

RPI	S	Opponent	Score
57	A	Kansas St.	75 64
59	H	Oklahoma St.	84 79
70	A	TCU	77 79
97	H	Kansas	79 62

RPI	S	Opponent	Score
122	N	Washington	92 68
149	H	Stetson	95 59
165	H	Louisiana Tech	88 54
289	H	McNeese	100 34
296	H	UTSA	120 70
302	H	Northwestern St.	68 44

LAST 12 Division I GAMES:

32	H	West Virginia	79 58	97	H	Kansas	79 62
36	A	Oklahoma	88 78	70	A	TCU	77 79
6	H	Florida St.	87 72	57	A	Kansas St.	75 64
302	H	Northwestern St.	68 44	59	H	Oklahoma St.	84 79
9	A	Tennessee	75 82	165	H	Louisiana Tech	88 54
21	A	Georgia	81 53	122	N	Washington	92 68

T  
e  
x  
a  
sT  
e  
x  
a  
s

Non-Div I Games:

Texas

Loss, Non-Conf, S Site, H Home A Away N Neutral

Average RPI	Win:	129	WON-LOST	WINNING	LAST 10	STRENGTH OF	OPP. STRENGTH	TEAM	ADJ.	CONF.	ADJ CONF.
Average RPI	Loss:	16	RECORD	PCT. RANK	GAMES	SCHEDULE	OF SCHEDULE	RPI	RPI	RPI	RPI
DIV. I ONLY		14- 5	54	7- 3	4	46	16	16	2	2	
DIV. I NON-CONF.		11- 3	46	5- 2	7	74	21	21	2	2	
-----											
TOTALS	RPI 1-25		RPI 26-50		W-L RECORDS		RPI 51-100		RPI 101-150		RPI 150+
14- 5	1- 4		2- 1		OVERALL		3- 0		4- 0		4- 0
10- 3	1- 2		1- 1		HOME		3- 0		3- 0		2- 0
3- 1	0- 1		1- 0		AWAY		0- 0		1- 0		1- 0
1- 1	0- 1		0- 0		NEUTRAL		0- 0		0- 0		1- 0
11- 3	0- 2		2- 1		NON-CONFERENCE		2- 0		3- 0		4- 0
8- 2	0- 1		1- 1		HOME		2- 0		3- 0		2- 0
2- 0	0- 0		1- 0		AWAY		0- 0		0- 0		1- 0
1- 1	0- 1		0- 0		NEUTRAL		0- 0		0- 0		1- 0
3- 2	1- 2		0- 0		CONFERENCE		1- 0		1- 0		0- 0
2- 1	1- 1		0- 0		HOME		1- 0		0- 0		0- 0
1- 1	0- 1		0- 0		AWAY		0- 0		1- 0		0- 0
0- 0	0- 0		0- 0		NEUTRAL		0- 0		0- 0		0- 0

RPI	S	Opponent	Score	RPI	S	Opponent	Score	RPI	S	Opponent	Score	RPI	S	Opponent	Score
7	H	Oregon	68 83	32	H	West Virginia	56 70	70	H	TCU	71 58	109	A	Auburn	82 73
7	N	Oregon	62 84	34	A	Southern California	75 74	90	H	Central Ark.	72 61	123	H	Rice	82 76
9	H	Tennessee	79 76	48	H	Houston	83 65	94	H	Kentucky	74 70	129	H	Little Rock	66 49
14	A	South Carolina	59 61									142	H	Louisiana	83 62
21	H	Georgia	84 92									191	H	SMU	79 57
-----															
LAST 12 Division I GAMES:															
14	A	South Carolina	59 61	21	H	Georgia	84 92	9	H	Tennessee	79 76	109	A	Auburn	82 73
191	H	SMU	79 57	70	H	TCU	71 58	94	H	Kentucky	74 70	142	H	Louisiana	83 62
7	N	Oregon	62 84	32	H	West Virginia	56 70	90	H	Central Ark.	72 61	191	H	SMU	79 57
217	N	Hawaii	103 59									217	N	Hawaii	103 59
34	A	Southern California	75 74									254	A	Texas Tech	90 56
90	H	Central Ark.	72 61									291	H	Prairie View	98 70

Non-Div I Games:

Texas A&amp;M



Average RPI Win:	302	WON-LOST	WINNING	LAST 10	STRENGTH OF	OPP. STRENGTH	TEAM	ADJ.	CONF.	ADJ CONF.
Average RPI Loss:	162	RECORD	PCT. RANK	GAMES	SCHEDULE	OF SCHEDULE	RPI	RPI	RPI	RPI
DIV. I ONLY	5- 8	235	0- 0	317	275	271	271	32	32	
DIV. I NON-CONF.	3- 6	239	0- 0	262	188	235	235	32	32	
-----										
TOTALS	RPI 1-25	RPI 26-50	W-L RECORDS	RPI 51-100	RPI 101-150	RPI 150+				
5- 8	0- 0	0- 0	OVERALL	0- 2	0- 3	5- 3				
1- 3	0- 0	0- 0	HOME	0- 0	0- 1	1- 2				
2- 5	0- 0	0- 0	AWAY	0- 2	0- 2	2- 1				
2- 0	0- 0	0- 0	NEUTRAL	0- 0	0- 0	2- 0				
3- 6	0- 0	0- 0	NON-CONFERENCE	0- 2	0- 3	3- 1				
0- 1	0- 0	0- 0	HOME	0- 0	0- 1	0- 0				
1- 5	0- 0	0- 0	AWAY	0- 2	0- 2	1- 1				
2- 0	0- 0	0- 0	NEUTRAL	0- 0	0- 0	2- 0				
2- 2	0- 0	0- 0	CONFERENCE	0- 0	0- 0	2- 2				
1- 2	0- 0	0- 0	HOME	0- 0	0- 0	1- 2				
1- 0	0- 0	0- 0	AWAY	0- 0	0- 0	1- 0				
0- 0	0- 0	0- 0	NEUTRAL	0- 0	0- 0	0- 0				

RPI 1-25				RPI 26-50				RPI 51-100				RPI 101+				Team's RPI: 271
RPI	S	Opponent	Score	RPI	S	Opponent	Score	RPI	S	Opponent	Score	RPI	S	Opponent	Score	
								96	A	Ole Miss	58 73	103	A	Wake Forest	56 73	
								97	A	Kansas	37 72	137	H	Texas St.	56 70	
												140	A	UTEP	55 65	
												214	H	Southern U.	57 67	
												216	A	New Orleans	69 72	
												250	N	New Mexico St.	66 50	
												291	H	Prairie View	56 61	
												301	H	Alcorn	91 57	
												302	N	Northwestern St.	56 43	
												320	A	Jackson St.	77 74	
												339	A	Sam Houston St.	77 58	
LAST 12 Division I GAMES:																
								96	A	Ole Miss	58 73	320	A	Jackson St.	77 74	
								216	A	New Orleans	69 72	291	H	Prairie View	56 61	
								302	N	Northwestern St.	56 43	301	H	Alcorn	91 57	
								339	A	Sam Houston St.	77 58	214	H	Southern U.	57 67	
								140	A	UTEP	55 65	137	H	Texas St.	56 70	
								250	N	New Mexico St.	66 50	97	A	Kansas	37 72	

Non-Div I Games: Wiley 74 36 Paul Quinn 85 59

Texas Southern

Average RPI Win:	249	WON-LOST	WINNING	LAST 10	STRENGTH OF	OPP. STRENGTH	TEAM	ADJ.	CONF.	ADJ CONF.
Average RPI Loss:	150	RECORD	PCT. RANK	GAMES	SCHEDULE	OF SCHEDULE	RPI	RPI	RPI	RPI
DIV. I ONLY	11- 6	90	6- 4	278	256	137	137	24	24	
DIV. I NON-CONF.	7- 4	102	3- 3	315	229	186	186	24	24	
-----										
TOTALS	RPI 1-25	RPI 26-50	W-L RECORDS	RPI 51-100	RPI 101-150	RPI 150+				
11- 6	0- 0	0- 1	OVERALL	0- 1	1- 2	10- 2				
5- 1	0- 0	0- 1	HOME	0- 0	1- 0	4- 0				
6- 4	0- 0	0- 0	AWAY	0- 0	0- 0	6- 0				
0- 1	0- 0	0- 0	NEUTRAL	0- 0	0- 0	0- 1				
7- 4	0- 0	0- 1	NON-CONFERENCE	0- 1	0- 1	7- 1				
3- 1	0- 0	0- 1	HOME	0- 0	0- 0	3- 0				
4- 2	0- 0	0- 0	AWAY	0- 1	0- 1	4- 0				
0- 1	0- 0	0- 0	NEUTRAL	0- 0	0- 0	0- 1				
4- 2	0- 0	0- 0	CONFERENCE	0- 0	1- 1	3- 1				
2- 0	0- 0	0- 0	HOME	0- 0	1- 0	1- 0				
2- 2	0- 0	0- 0	AWAY	0- 0	0- 1	2- 1				
0- 0	0- 0	0- 0	NEUTRAL	0- 0	0- 0	0- 0				

RPI	S	Opponent	Score	RPI	S	Opponent	Score	RPI	S	Opponent	Score	RPI	S	Opponent	Score	Team's RPI: 137
48	H	Houston	67 72	70	A	TCU	58 82	105	H	South Ala.	78 63	129	A	Little Rock	48 63	
								149	A	Stetson	54 61	196	H	Fresno St.	76 59	
								206	A	Arkansas St.	67 55	218	N	Bethune-Cookman	56 62	
								226	H	Troy	83 75	254	A	Texas Tech	87 70	
								271	A	Texas Southern	70 56	273	A	Incarinate Word	74 33	
								282	A	Appalachian St.	69 54	285	A	Coastal Caro.	64 65	
								291	H	Prairie View	84 57	296	H	UTSA	91 38	
								339	A	Sam Houston St.	73 41					
LAST 12 Division I GAMES:																
285	A	Coastal Caro.	64 65	129	A	Little Rock	48 63									
282	A	Appalachian St.	69 54	206	A	Arkansas St.	67 55									
149	A	Stetson	54 61	226	H	Troy	83 75									
218	N	Bethune-Cookman	56 62	105	H	South Ala.	78 63									
339	A	Sam Houston St.	73 41	291	H	Prairie View	84 57									
296	H	UTSA	91 38	48	H	Houston	67 72									

Non-Div I Games:

Texas St.

Average RPI Win:	315	WON-LOST	WINNING	LAST 10	STRENGTH OF	OPP. STRENGTH	TEAM	ADJ.	CONF.	ADJ CONF.
Average RPI Loss:	66	RECORD	PCT. RANK	GAMES	SCHEDULE	OF SCHEDULE	RPI	RPI	RPI	RPI
DIV. I ONLY	6- 11	256	3- 7	156	133	254	254	5	5	
DIV. I NON-CONF.	6- 5	153	3- 3	282	264	259	259	6	6	
-----										
TOTALS	RPI 1-25	RPI 26-50	W-L RECORDS	RPI 51-100	RPI 101-150	RPI 150+				
6- 11	0- 2	0- 4	OVERALL	0- 3	0- 1	6- 1				
6- 7	0- 1	0- 2	HOME	0- 2	0- 1	6- 1				
0- 4	0- 1	0- 2	AWAY	0- 1	0- 0	0- 0				
0- 0	0- 0	0- 0	NEUTRAL	0- 0	0- 0	0- 0				
6- 5	0- 1	0- 3	NON-CONFERENCE	0- 0	0- 1	6- 0				
6- 3	0- 1	0- 1	HOME	0- 0	0- 1	6- 0				
0- 2	0- 0	0- 2	AWAY	0- 0	0- 0	0- 0				
0- 0	0- 0	0- 0	NEUTRAL	0- 0	0- 0	0- 0				
0- 6	0- 1	0- 1	CONFERENCE	0- 3	0- 0	0- 1				
0- 4	0- 0	0- 1	HOME	0- 2	0- 0	0- 1				
0- 2	0- 1	0- 0	AWAY	0- 1	0- 0	0- 0				
0- 0	0- 0	0- 0	NEUTRAL	0- 0	0- 0	0- 0				

RPI 1-25				RPI 26-50				RPI 51-100				RPI 101+ Team's RPI: 254			
RPI	S	Opponent	Score	RPI	S	Opponent	Score	RPI	S	Opponent	Score	RPI	S	Opponent	Score
16	H	Texas A&M	56 90	36	H	Oklahoma	52 73	59	H	Oklahoma St.	57 98	137	H	Texas St.	70 87
17	A	Baylor	49 97	42	A	New Mexico	56 90	70	A	TCU	72 93	160	H	Iowa St.	54 66
				48	A	Houston	75 79	97	H	Kansas	47 60	273	H	Incarnate Word	80 54
				49	H	LSU	40 48					291	H	Prairie View	89 60
-----															
LAST 12 Division I GAMES:															
				17	A	Baylor	49 97	160	H	Iowa St.	54 66				
				59	H	Oklahoma St.	57 98	36	H	Oklahoma	52 73				
				273	H	Incarnate Word	80 54	70	A	TCU	72 93				
				313	H	UTRGV	80 64	97	H	Kansas	47 60				
				291	H	Prairie View	89 60	48	A	Houston	75 79				
				42	A	New Mexico	56 90	49	H	LSU	40 48				

Non-Div I Games:

Texas Tech

Average RPI Win:	170	WON-LOST	WINNING	LAST 10	STRENGTH OF	OPP. STRENGTH	TEAM	ADJ.	CONF.	ADJ CONF.
Average RPI Loss:	86	RECORD	PCT. RANK	GAMES	SCHEDULE	OF SCHEDULE	RPI	RPI	RPI	RPI

DIV. I ONLY	12- 5	69	1- 1	134	90	67	67	7	7
DIV. I NON-CONF.	9- 3	61	1- 1	120	94	48	48	8	8
-----									
TOTALS	RPI 1-25	RPI 26-50	W-L RECORDS	RPI 51-100	RPI 101-150	RPI 150+			
12- 5	0- 1	0- 1	OVERALL	3- 2	4- 0	5- 1			
8- 0	0- 0	0- 0	HOME	3- 0	4- 0	1- 0			
3- 4	0- 1	0- 0	AWAY	0- 2	0- 0	3- 1			
1- 1	0- 0	0- 1	NEUTRAL	0- 0	0- 0	1- 0			
9- 3	0- 1	0- 1	NON-CONFERENCE	2- 1	3- 0	4- 0			
5- 0	0- 0	0- 0	HOME	2- 0	3- 0	0- 0			
3- 2	0- 1	0- 0	AWAY	0- 1	0- 0	3- 0			
1- 1	0- 0	0- 1	NEUTRAL	0- 0	0- 0	1- 0			
3- 2	0- 0	0- 0	CONFERENCE	1- 1	1- 0	1- 1			
3- 0	0- 0	0- 0	HOME	1- 0	1- 0	1- 0			
0- 2	0- 0	0- 0	AWAY	0- 1	0- 0	0- 1			
0- 0	0- 0	0- 0	NEUTRAL	0- 0	0- 0	0- 0			

RPI S Opponent Score	RPI S Opponent Score	RPI S Opponent Score	RPI S Opponent Score
4 A Louisville 55 90	46 N Western Ky. 56 70	69 A Duquesne 54 73	106 H Cleveland St. 65 56
		77 H Dayton 68 50	107 H Northern Ill. 63 60
		85 A Ohio 61 78	142 H Louisiana 79 55
		85 H Ohio 75 57	148 H Saint Francis (PA) 74 66
		93 H Maine 65 64	214 N Southern U. 81 76
			223 A St. Bonaventure 58 39
			224 A Eastern Mich. 57 70
			229 H Akron 60 54
			287 A Detroit Mercy 81 64
			332 A Iona 74 57
LAST 12 Division I GAMES:			
224 A Eastern Mich. 57 70	142 H Louisiana 79 55	4 A Louisville 55 90	
229 H Akron 60 54	107 H Northern Ill. 63 60	85 H Ohio 75 57	
85 A Ohio 61 78	106 H Cleveland St. 65 56	69 A Duquesne 54 73	
287 A Detroit Mercy 81 64			
214 N Southern U. 81 76			
46 N Western Ky. 56 70			

Non-Div I Games:

Toledo

Average RPI Win:	257	WON-LOST	WINNING	LAST 10	STRENGTH OF	OPP. STRENGTH	TEAM	ADJ.	CONF.	ADJ CONF.
Average RPI Loss:	184	RECORD	PCT. RANK	GAMES	SCHEDULE	OF SCHEDULE	RPI	RPI	RPI	RPI
DIV. I ONLY	7- 10	222	4- 6	323	218	279	279	10	10	
DIV. I NON-CONF.	5- 6	187	4- 2	342	255	314	314	12	12	
-----										
TOTALS	RPI 1-25	RPI 26-50	W-L RECORDS	RPI 51-100	RPI 101-150	RPI 150+				
7- 10	0- 0	0- 0	OVERALL	0- 2	1- 1	6- 7				
4- 4	0- 0	0- 0	HOME	0- 0	0- 1	4- 3				
2- 5	0- 0	0- 0	AWAY	0- 2	1- 0	1- 3				
1- 1	0- 0	0- 0	NEUTRAL	0- 0	0- 0	1- 1				
5- 6	0- 0	0- 0	NON-CONFERENCE	0- 0	0- 1	5- 5				
3- 2	0- 0	0- 0	HOME	0- 0	0- 1	3- 1				
1- 3	0- 0	0- 0	AWAY	0- 0	0- 0	1- 3				
1- 1	0- 0	0- 0	NEUTRAL	0- 0	0- 0	1- 1				
2- 4	0- 0	0- 0	CONFERENCE	0- 2	1- 0	1- 2				
1- 2	0- 0	0- 0	HOME	0- 0	0- 0	1- 2				
1- 2	0- 0	0- 0	AWAY	0- 2	1- 0	0- 0				
0- 0	0- 0	0- 0	NEUTRAL	0- 0	0- 0	0- 0				

RPI 1-25	RPI 26-50	RPI 51-100	RPI 101+	Team's RPI: 279
RPI S Opponent Score	RPI S Opponent Score	RPI S Opponent Score	RPI S Opponent Score	
		87 A James Madison 45 69	102 H George Washington 43 66	
		100 A Delaware 49 51	134 A William & Mary 67 66	
			156 H Saint Joseph's 90 66	
			163 A Pittsburgh 63 81	
			197 A Norfolk St. 76 86	
			203 H Northeastern 61 70	
			210 N Radford 66 69	
			228 H Col. of Charleston 67 80	
			256 H Colgate 61 65	
			257 A Loyola Maryland 76 67	
			268 H UNCW 72 71	
			290 A Massachusetts 49 72	
			315 H Wagner 64 42	
			326 N Ark.-Pine Bluff 70 44	
			344 H UMBC 95 64	
LAST 12 Division I GAMES:				
228 H Col. of Charleston 67 80	100 A Delaware 49 51	268 H UNCW 72 71		
203 H Northeastern 61 70	134 A William & Mary 67 66	87 A James Madison 45 69		
210 N Radford 66 69	156 H Saint Joseph's 90 66	197 A Norfolk St. 76 86		
326 N Ark.-Pine Bluff 70 44	257 A Loyola Maryland 76 67	315 H Wagner 64 42		

Non-Div I Games:

Towson

Average RPI Win:	279	WON-LOST	WINNING	LAST 10	STRENGTH OF	OPP. STRENGTH	TEAM	ADJ.	CONF.	ADJ CONF.
Average RPI Loss:	122	RECORD	PCT. RANK	GAMES	SCHEDULE	OF SCHEDULE	RPI	RPI	RPI	RPI
DIV. I ONLY	5- 9	250	2- 7	252	162	226	226	24	24	
DIV. I NON-CONF.	3- 6	239	1- 5	201	114	191	191	24	24	
-----										
TOTALS	RPI 1-25	RPI 26-50	W-L RECORDS	RPI 51-100	RPI 101-150	RPI 150+				
5- 9	0- 1	0- 0	OVERALL	0- 1	1- 4	4- 3				
3- 0	0- 0	0- 0	HOME	0- 0	1- 0	2- 0				
2- 8	0- 1	0- 0	AWAY	0- 1	0- 4	2- 2				
0- 1	0- 0	0- 0	NEUTRAL	0- 0	0- 0	0- 1				
3- 6	0- 1	0- 0	NON-CONFERENCE	0- 1	1- 2	2- 2				
1- 0	0- 0	0- 0	HOME	0- 0	1- 0	0- 0				
2- 5	0- 1	0- 0	AWAY	0- 1	0- 2	2- 1				
0- 1	0- 0	0- 0	NEUTRAL	0- 0	0- 0	0- 1				
2- 3	0- 0	0- 0	CONFERENCE	0- 0	0- 2	2- 1				
2- 0	0- 0	0- 0	HOME	0- 0	0- 0	2- 0				
0- 3	0- 0	0- 0	AWAY	0- 0	0- 2	0- 1				
0- 0	0- 0	0- 0	NEUTRAL	0- 0	0- 0	0- 0				

RPI 1-25				RPI 26-50				RPI 51-100				RPI 101+				Team's RPI: 226
RPI	S	Opponent	Score	RPI	S	Opponent	Score	RPI	S	Opponent	Score	RPI	S	Opponent	Score	
9	A	Tennessee	69 131					96	A	Ole Miss	93 96	105	A	South Ala.	68 79	
												110	A	Middle Tenn.	57 73	
												111	H	Jacksonville	89 88	
												125	A	Tulane	75 106	
												137	A	Texas St.	75 83	
												170	A	Samford	73 80	
												170	N	Samford	76 82	
												179	A	UT Arlington	57 76	
												305	A	Alabama St.	93 63	
												309	H	Georgia St.	90 86	
												331	H	Ga. Southern	88 47	
												340	A	Tennessee St.	95 66	
LAST 12 Division I GAMES:																
331	H	Ga. Southern	88 47	105	A	South Ala.	68 79	137	A	Texas St.	75 83	179	A	UT Arlington	57 76	
170	N	Samford	76 82	170	N	Samford	76 82	309	H	Georgia St.	90 86	111	H	Jacksonville	89 88	
125	A	Tulane	75 106	110	A	Middle Tenn.	57 73	340	A	Tennessee St.	95 66					
170	A	Samford	73 80	9	A	Tennessee	69 131									

Non-Div I Games: Montevallo 130 50 Stillman 89 62

Troy

T  
u  
l  
a  
n  
e

Tulane					Through Games Of Jan. 14, 2018						
Average RPI	Win:	181	WON-LOST	WINNING	LAST 10	STRENGTH OF	OPP. STRENGTH	TEAM	ADJ.	CONF.	ADJ CONF.
Average RPI	Loss:	97	RECORD	PCT. RANK	GAMES	SCHEDULE	OF SCHEDULE	RPI	RPI	RPI	RPI
DIV. I ONLY		9- 8	158	5- 5	114	91	125	125	8	8	
DIV. I NON-CONF.		8- 5	111	6- 2	154	112	114	114	7	7	
-----											
TOTALS		RPI 1-25	RPI 26-50		W-L RECORDS		RPI 51-100	RPI 101-150	RPI 150+		
9- 8	0- 1	0- 3		OVERALL		1- 1	3- 0	5- 3			
5- 3	0- 0	0- 2		HOME		0- 0	3- 0	2- 1			
3- 3	0- 0	0- 0		AWAY		1- 0	0- 0	2- 0			
1- 2	0- 0	0- 0		NEUTRAL		0- 1	0- 0	1- 1			
8- 5	0- 0	0- 2		NON-CONFERENCE		1- 1	3- 0	4- 2			
5- 1	0- 0	0- 1		HOME		0- 0	3- 0	2- 0			
2- 2	0- 0	0- 1		AWAY		1- 0	0- 0	1- 1			
1- 2	0- 0	0- 0		NEUTRAL		0- 1	0- 0	1- 1			
1- 3	0- 1	0- 1		CONFERENCE		0- 0	0- 0	1- 1			
0- 2	0- 0	0- 1		HOME		0- 0	0- 0	0- 1			
1- 1	0- 1	0- 0		AWAY		0- 0	0- 0	1- 0			
0- 0	0- 0	0- 0		NEUTRAL		0- 0	0- 0	0- 0			

RPI 1-25				RPI 26-50				RPI 51-100				RPI 101+ Team's RPI: 125			
RPI	S	Opponent	Score	RPI	S	Opponent	Score	RPI	S	Opponent	Score	RPI	S	Opponent	Score
22	A	South Fla.	46 75	27	A	NC State	55 79	77	N	Dayton	65 71	110	H	Middle Tenn.	62 44
				48	H	Houston	92 98	93	A	Maine	42 34	127	H	Vanderbilt	71 59
				49	H	LSU	50 73					140	H	UTEP	67 56
												160	N	Iowa St.	64 67
												176	A	Tulsa	72 63
												185	H	Wichita St.	56 64
												208	A	Southern Miss.	58 66
												216	H	New Orleans	79 56
												226	H	Troy	106 75
												249	N	San Diego St.	80 46
												289	A	McNeese	70 66
-----															
LAST 12 Division I GAMES:															
140	H	UTEP	67 56	185	H	Wichita St.	56 64								
226	H	Troy	106 75	48	H	Houston	92 98								
110	H	Middle Tenn.	62 44	176	A	Tulsa	72 63								
49	H	LSU	50 73	22	A	South Fla.	46 75								
216	H	New Orleans	79 56	289	A	McNeese	70 66								
27	A	NC State	55 79	249	N	San Diego St.	80 46								

Non-Div I Games:

Tulane

T  
u  
l  
a  
n  
e

T  
u  
l  
s  
a

T  
u  
l  
s  
a

Tul sa

Page 296



Average RPI Win:	203	WON-LOST	WINNING	LAST 10	STRENGTH OF	OPP. STRENGTH	TEAM	ADJ.	CONF.	ADJ CONF.
Average RPI Loss:	116	RECORD	PCT. RANK	GAMES	SCHEDULE	OF SCHEDULE	RPI	RPI	RPI	RPI
DIV. I ONLY	12- 2	16	8- 1	286	142	80	80	18	18	
DIV. I NON-CONF.	9- 2	35	7- 1	300	157	101	101	19	19	
-----										
TOTALS	RPI 1-25	RPI 26-50	W-L RECORDS	RPI 51-100	RPI 101-150	RPI 150+				
12- 2	0- 0	1- 0	OVERALL	0- 1	3- 0	8- 1				
6- 0	0- 0	1- 0	HOME	0- 0	0- 0	5- 0				
5- 1	0- 0	0- 0	AWAY	0- 0	3- 0	2- 1				
1- 1	0- 0	0- 0	NEUTRAL	0- 1	0- 0	1- 0				
9- 2	0- 0	0- 0	NON-CONFERENCE	0- 1	2- 0	7- 1				
5- 0	0- 0	0- 0	HOME	0- 0	0- 0	5- 0				
3- 1	0- 0	0- 0	AWAY	0- 0	2- 0	1- 1				
1- 1	0- 0	0- 0	NEUTRAL	0- 1	0- 0	1- 0				
3- 0	0- 0	1- 0	CONFERENCE	0- 0	1- 0	1- 0				
1- 0	0- 0	1- 0	HOME	0- 0	0- 0	0- 0				
2- 0	0- 0	0- 0	AWAY	0- 0	1- 0	1- 0				
0- 0	0- 0	0- 0	NEUTRAL	0- 0	0- 0	0- 0				

U

U

A

A

B

B

RPI 1-25				RPI 26-50				RPI 51-100				Team's RPI : 80				RPI 101+			
RPI	S	Opponent	Score	RPI	S	Opponent	Score	RPI	S	Opponent	Score	RPI	S	Opponent	Score	RPI	S	Opponent	Score
				46	H	Western Ky.	79 61												
								75	N	Indiana	63 71					105	A	South Ala.	78 66
																110	A	Middle Tenn.	59 51
																112	A	High Point	77 61
																157	A	Memphis	62 64
																165	H	Southern Ill.	76 66
																170	H	Samford	77 53
																211	N	UC Santa Barbara	67 54
																267	H	Alabama A&M	85 58
																282	A	Appalachian St.	70 59
																305	H	Alabama St.	61 44
																317	A	Old Dominion	74 61
																345	H	Mississippi Val.	87 72
LAST 12 Division I GAMES:																			
				305	H	Alabama St.	61 44					46	H	Western Ky.	79 61				
				267	H	Alabama A&M	85 58					110	A	Middle Tenn.	59 51				
				157	A	Memphis	62 64					317	A	Old Dominion	74 61				
				170	H	Samford	77 53					105	A	South Ala.	78 66				
				112	A	High Point	77 61					211	N	UC Santa Barbara	67 54				
				282	A	Appalachian St.	70 59					75	N	Indiana	63 71				

Non-Div I Games: Tuskegee

105 50

Miles

85 42

UAB

UC Davis				Through Games Of Jan. 14, 2018							
Average RPI	Win:	179	WON-LOST	WINNING	LAST 10	STRENGTH OF	OPP. STRENGTH	TEAM	ADJ.	CONF.	ADJ CONF.
Average RPI	Loss:	62	RECORD	PCT. RANK	GAMES	SCHEDULE	OF SCHEDULE	RPI	RPI	RPI	RPI
DIV. I ONLY		13- 3	28	7- 3	165	86	56	56	22	22	
DIV. I NON-CONF.		10- 3	51	6- 3	155	56	52	52	21	21	
-----											
TOTALS		RPI 1-25	RPI 26-50		W-L RECORDS		RPI 51-100	RPI 101-150	RPI 150+		
13- 3	0- 0	0- 0	0- 0		OVERALL		2- 3	3- 0	8- 0		
7- 1	0- 0	0- 0	0- 0		HOME		1- 1	1- 0	5- 0		
5- 2	0- 0	0- 0	0- 0		AWAY		1- 2	1- 0	3- 0		
1- 0	0- 0	0- 0	0- 0		NEUTRAL		0- 0	1- 0	0- 0		
10- 3	0- 0	0- 0	0- 0		NON-CONFERENCE		2- 3	3- 0	5- 0		
5- 1	0- 0	0- 0	0- 0		HOME		1- 1	1- 0	3- 0		
4- 2	0- 0	0- 0	0- 0		AWAY		1- 2	1- 0	2- 0		
1- 0	0- 0	0- 0	0- 0		NEUTRAL		0- 0	1- 0	0- 0		
3- 0	0- 0	0- 0	0- 0		CONFERENCE		0- 0	0- 0	3- 0		
2- 0	0- 0	0- 0	0- 0		HOME		0- 0	0- 0	2- 0		
1- 0	0- 0	0- 0	0- 0		AWAY		0- 0	0- 0	1- 0		
0- 0	0- 0	0- 0	0- 0		NEUTRAL		0- 0	0- 0	0- 0		
-----											
RPI 1-25			RPI 26-50			RPI 51-100			Team's RPI: 56		
RPI S	Opponent	Score	RPI S	Opponent	Score	RPI S	Opponent	Score	RPI S	Opponent	Score
						51 H	Washington St.	91 76	119 N	Yale	71 61
						52 H	UCF	55 62	146 A	Pacific	90 58
						62 A	Fordham	62 70	150 H	Portland St.	79 67
						63 A	Saint Mary's (CA)	74 50	180 H	San Francisco	72 55
						73 A	Oregon St.	47 61	193 A	UC Irvine	76 67
									204 H	Pepperdine	69 64
									217 H	Hawaii	76 52
									219 A	Seattle U	79 53
									225 H	UC Riverside	74 63
									263 H	Sacramento St.	79 72
									295 A	Southern Utah	85 59
-----											
LAST 12 Division I GAMES:											
						119 N	Yale	71 61	225 H	UC Riverside	74 63
						73 A	Oregon St.	47 61	217 H	Hawaii	76 52
						52 H	UCF	55 62	193 A	UC Irvine	76 67
						63 A	Saint Mary's (CA)	74 50	62 A	Fordham	62 70
						180 H	San Francisco	72 55	219 A	Seattle U	79 53
						263 H	Sacramento St.	79 72	295 A	Southern Utah	85 59

Non-Div I Games:

UC Irvine				Through Games Of Jan. 14, 2018							
Average RPI	Win:	248	WON-LOST RECORD	WINNING PCT. RANK	LAST 10 GAMES	STRENGTH OF SCHEDULE	OPP. STRENGTH OF SCHEDULE	TEAM RPI	ADJ. RPI	CONF. RPI	ADJ CONF. RPI
Average RPI	Loss:	123									
DIV. I ONLY			9- 7	134	7- 2	261	188	193	193	22	22
DIV. I NON-CONF.			7- 6	165	5- 3	293	213	219	219	21	21
-----											
TOTALS		RPI 1-25		RPI 26-50		W-L RECORDS		RPI 51-100		RPI 101-150	RPI 150+
9- 7		0- 0		0- 1		OVERALL		0- 1		0- 3	9- 2
4- 3		0- 0		0- 0		HOME		0- 1		0- 1	4- 1
5- 2		0- 0		0- 1		AWAY		0- 0		0- 1	5- 0
0- 2		0- 0		0- 0		NEUTRAL		0- 0		0- 1	0- 1
7- 6		0- 0		0- 1		NON-CONFERENCE		0- 0		0- 3	7- 2
3- 2		0- 0		0- 0		HOME		0- 0		0- 1	3- 1
4- 2		0- 0		0- 1		AWAY		0- 0		0- 1	4- 0
0- 2		0- 0		0- 0		NEUTRAL		0- 0		0- 1	0- 1
2- 1		0- 0		0- 0		CONFERENCE		0- 1		0- 0	2- 0
1- 1		0- 0		0- 0		HOME		0- 1		0- 0	1- 0
1- 0		0- 0		0- 0		AWAY		0- 0		0- 0	1- 0
0- 0		0- 0		0- 0		NEUTRAL		0- 0		0- 0	0- 0

RPI 1-25				RPI 26-50				RPI 51-100				RPI 101+ Team's RPI: 193			
RPI	S	Opponent	Score	RPI	S	Opponent	Score	RPI	S	Opponent	Score	RPI	S	Opponent	Score
				42	A	New Mexico	61 83	56	H	UC Davis	67 76	133	A	UNLV	54 73
												141	N	Illinois	59 65
												150	H	Portland St.	72 82
												153	H	Idaho St.	72 78
												185	N	Wichita St.	53 76
												204	H	Pepperdine	75 74
												211	H	UC Santa Barbara	77 74
												217	A	Hawaii	74 67
												219	A	Seattle U	84 79
												220	A	CSU Bakersfield	72 59
												249	A	San Diego St.	67 65
												295	A	Southern Utah	71 64
												298	H	Utah St.	87 84
												323	H	Portland	63 52
LAST 12 Division I GAMES:															
				219	A	Seattle U	84 79	211	H	UC Santa Barbara	77 74				
				150	H	Portland St.	72 82	217	A	Hawaii	74 67				
				249	A	San Diego St.	67 65	56	H	UC Davis	67 76				
				295	A	Southern Utah	71 64	220	A	CSU Bakersfield	72 59				
				204	H	Pepperdine	75 74	42	A	New Mexico	61 83				
				185	N	Wichita St.	53 76	141	N	Illinois	59 65				

Non-Div I Games: Chapman 92 57

U  
C  
R  
i  
v  
e  
r  
s  
i  
d  
eU  
C  
R  
i  
v  
e  
r  
s  
i  
d  
e

UC Ri versi de

UC Santa Barbara					Through Games Of Jan. 14, 2018																
Average RPI	Win:	264	WON-LOST	WINNING	LAST 10	STRENGTH OF	OPP. STRENGTH	TEAM	ADJ.	CONF.	ADJ CONF.										
Average RPI	Loss:	143	RECORD	PCT. RANK	GAMES	SCHEDULE	OF SCHEDULE	RPI	RPI	RPI	RPI										
DIV. I ONLY	6- 10	236	5- 5	155	274	211	211	22	22												
DIV. I NON-CONF.	3- 9	279	2- 6	110	257	230	230	21	21												
-----																					
TOTALS		RPI 1-25		RPI 26-50		W-L RECORDS		RPI 51-100		RPI 101-150		RPI 150+									
6- 10		0- 1		0- 0		OVERALL		0- 3		0- 0		6- 6									
3- 3		0- 0		0- 0		HOME		0- 0		0- 0		3- 3									
3- 6		0- 1		0- 0		AWAY		0- 2		0- 0		3- 3									
0- 1		0- 0		0- 0		NEUTRAL		0- 1		0- 0		0- 0									
3- 9		0- 1		0- 0		NON-CONFERENCE		0- 3		0- 0		3- 5									
1- 3		0- 0		0- 0		HOME		0- 0		0- 0		1- 3									
2- 5		0- 1		0- 0		AWAY		0- 2		0- 0		2- 2									
0- 1		0- 0		0- 0		NEUTRAL		0- 1		0- 0		0- 0									
3- 1		0- 0		0- 0		CONFERENCE		0- 0		0- 0		3- 1									
2- 0		0- 0		0- 0		HOME		0- 0		0- 0		2- 0									
1- 1		0- 0		0- 0		AWAY		0- 0		0- 0		1- 1									
0- 0		0- 0		0- 0		NEUTRAL		0- 0		0- 0		0- 0									
-----																					
RPI 1-25					RPI 26-50					RPI 51-100					RPI 101+					Team's RPI: 211	
RPI	S	Opponent		Score	RPI	S	Opponent		Score	RPI	S	Opponent		Score	RPI	S	Opponent		Score		
11	A	UCLA		44 74						63	A	Saint Mary's (CA)		59 89	151	A	Loyola Marymount		61 67		
										73	A	Oregon St.		49 74	189	H	San Diego		58 71		
										80	N	UAB		54 67	193	A	UC Irvine		74 77		
															193	H	Cal Poly		73 68		
															196	H	Fresno St.		57 64		
															219	H	Seattle U		71 77		
															235	A	CSUN		74 73		
															249	H	San Diego St.		77 64		
															250	A	New Mexico St.		77 47		
															258	A	Santa Clara		63 68		
															324	A	Northern Ariz.		96 93		
															330	H	Long Beach St.		51 44		
-----																					
LAST 12 Division I GAMES:																					
250	A	New Mexico St.		77 47	193	A	UC Irvine		74 77												
249	H	San Diego St.		77 64	235	A	CSUN		74 73												
151	A	Loyola Marymount		61 67	193	H	Cal Poly		73 68												
73	A	Oregon St.		49 74	330	H	Long Beach St.		51 44												
11	A	UCLA		44 74	189	H	San Diego		58 71												
196	H	Fresno St.		57 64	80	N	UAB		54 67												

Average RPI	Win:	160	WON-LOST	WINNING	LAST 10	STRENGTH OF	OPP. STRENGTH	TEAM	ADJ.	CONF.	ADJ CONF.
Average RPI	Loss:	79	RECORD	PCT. RANK	GAMES	SCHEDULE	OF SCHEDULE	RPI	RPI	RPI	RPI
DIV. I ONLY		11- 7		114	7- 3	30	75	52	52	8	8
DIV. I NON-CONF.		8- 5		111	5- 2	47	137	56	56	7	7
-----											
TOTALS	RPI 1-25		RPI 26-50		W-L RECORDS	RPI 51-100		RPI 101-150		RPI 150+	
11- 7	0- 2		0- 0		OVERALL	3- 3		2- 1		6- 1	
6- 2	0- 0		0- 0		HOME	1- 2		1- 0		4- 0	
5- 5	0- 2		0- 0		AWAY	2- 1		1- 1		2- 1	
0- 0	0- 0		0- 0		NEUTRAL	0- 0		0- 0		0- 0	
8- 5	0- 0		0- 0		NON-CONFERENCE	3- 3		2- 1		3- 1	
4- 2	0- 0		0- 0		HOME	1- 2		1- 0		2- 0	
4- 3	0- 0		0- 0		AWAY	2- 1		1- 1		1- 1	
0- 0	0- 0		0- 0		NEUTRAL	0- 0		0- 0		0- 0	
3- 2	0- 2		0- 0		CONFERENCE	0- 0		0- 0		3- 0	
2- 0	0- 0		0- 0		HOME	0- 0		0- 0		2- 0	
1- 2	0- 2		0- 0		AWAY	0- 0		0- 0		1- 0	
0- 0	0- 0		0- 0		NEUTRAL	0- 0		0- 0		0- 0	

RPI 1-25				RPI 26-50				RPI 51-100				RPI 101+			
RPI	S	Opponent	Score	RPI	S	Opponent	Score	RPI	S	Opponent	Score	RPI	S	Opponent	Score
1	A	UConn	44 80					54	A	Virginia Tech	69 86	136	H	Davi dson	62 54
22	A	South Fla.	45 62					56	A	UC Davis	62 55	145	A	Gardner-Webb	65 30
								74	H	Mercer	64 73	146	A	Paci fi c	74 78
								86	H	El on	57 71	158	H	Temple	76 46
								88	H	IUPUI	63 59	170	A	Samford	51 58
								95	A	Chattanooga	58 57	183	A	Boston U.	47 32
												185	H	Wi chi ta St.	59 53
												188	H	UNI	53 43
												191	A	SMU	60 42
												331	H	Ga. Southern	62 38
-----															
LAST 12 Division I GAMES:															
158	H	Temple	76 46	22	A	South Fla.	45 62								
136	H	Davi dson	62 54	1	A	UConn	44 80								
146	A	Paci fi c	74 78	185	H	Wi chi ta St.	59 53								
56	A	UC Davis	62 55	191	A	SMU	60 42								
183	A	Boston U.	47 32	170	A	Samford	51 58								
331	H	Ga. Southern	62 38	188	H	UNI	53 43								

Non-Div I Games:

UCF

Average RPI Win: 118		WON-LOST	WINNING	LAST 10	STRENGTH OF		OPP. STRENGTH	TEAM	ADJ.	CONF.	ADJ CONF.
Average RPI Loss: 24		RECORD	PCT. RANK	GAMES	SCHEDULE		OF SCHEDULE	RPI	RPI	RPI	RPI
DIV. I ONLY		13- 4	43	7- 3	7		13	11	11	4	4
DIV. I NON-CONF.		9- 2	35	5- 1	23		12	13	13	3	3
-----											
TOTALS		RPI 1-25		RPI 26-50	W-L RECORDS		RPI 51-100	RPI 101-150		RPI 150+	
13- 4		2- 2		0- 1	OVERALL		6- 1	1- 0		4- 0	
6- 2		1- 2		0- 0	HOME		1- 0	0- 0		4- 0	
5- 2		1- 0		0- 1	AWAY		3- 1	1- 0		0- 0	
2- 0		0- 0		0- 0	NEUTRAL		2- 0	0- 0		0- 0	
9- 2		1- 1		0- 0	NON-CONFERENCE		4- 1	0- 0		4- 0	
5- 1		1- 1		0- 0	HOME		0- 0	0- 0		4- 0	
2- 1		0- 0		0- 0	AWAY		2- 1	0- 0		0- 0	
2- 0		0- 0		0- 0	NEUTRAL		2- 0	0- 0		0- 0	
4- 2		1- 1		0- 1	CONFERENCE		2- 0	1- 0		0- 0	
1- 1		0- 1		0- 0	HOME		1- 0	0- 0		0- 0	
3- 1		1- 0		0- 1	AWAY		1- 0	1- 0		0- 0	
0- 0		0- 0		0- 0	NEUTRAL		0- 0	0- 0		0- 0	

RPI	S	Opponent	Score	RPI	S	Opponent	Score	RPI	S	Opponent	Score	RPI	S	Opponent	Score
1	H	UConn	60 78	30	A	Stanford	65 76	55	N	Creighton	72 63	113	A	Colorado	93 55
7	H	Oregon	61 70					57	N	Kansas St.	64 55	211	H	UC Santa Barbara	74 44
17	H	Bayl or	82 68					59	A	Oklahoma St.	72 87	225	H	UC Ri versi de	68 48
23	A	Cal i forni a	82 46					62	A	Fordham	67 30	259	H	San Jose St.	129 69
								72	A	Utah	81 74	269	H	Presbyteri an	76 40
								73	H	Oregon St.	84 49				
								98	A	Seton Hall	77 68				
LAST 12 Di vi si on I GAMES:															
23	A	Cal i forni a	82 46	113	A	Col orado	93 55								
30	A	Stanford	65 76	72	A	Utah	81 74								
62	A	Fordham	67 30	7	H	Oregon	61 70								
98	A	Seton Hall	77 68	73	H	Oregon St.	84 49								
59	A	Oklahoma St.	72 87	225	H	UC Ri versi de	68 48								
211	H	UC Santa Barbara	74 44	55	N	Creighton	72 63								

Non-Di v I Games:

UCLA

Average RPI	Win:	65	WON-LOST	WINNING	LAST 10	STRENGTH OF	OPP. STRENGTH	TEAM	ADJ.	CONF.	ADJ CONF.
Average RPI	Loss:	0	RECORD	PCT. RANK	GAMES	SCHEDULE	OF SCHEDULE	RPI	RPI	RPI	RPI
DIV. I ONLY		15- 0		1	10- 0	2	1	1	1	8	8
DIV. I NON-CONF.		10- 0		1	7- 0	1	1	1	1	7	7
-----											
TOTALS	RPI 1-25		RPI 26-50		W-L RECORDS	RPI 51-100		RPI 101-150		RPI 150+	
15- 0	4- 0		6- 0		OVERALL	2- 0		0- 0		3- 0	
5- 0	2- 0		1- 0		HOME	1- 0		0- 0		1- 0	
6- 0	2- 0		2- 0		AWAY	0- 0		0- 0		2- 0	
4- 0	0- 0		3- 0		NEUTRAL	1- 0		0- 0		0- 0	
10- 0	3- 0		5- 0		NON-CONFERENCE	1- 0		0- 0		1- 0	
3- 0	2- 0		1- 0		HOME	0- 0		0- 0		0- 0	
3- 0	1- 0		1- 0		AWAY	0- 0		0- 0		1- 0	
4- 0	0- 0		3- 0		NEUTRAL	1- 0		0- 0		0- 0	
5- 0	1- 0		1- 0		CONFERENCE	1- 0		0- 0		2- 0	
2- 0	0- 0		0- 0		HOME	1- 0		0- 0		1- 0	
3- 0	1- 0		1- 0		AWAY	0- 0		0- 0		1- 0	
0- 0	0- 0		0- 0		NEUTRAL	0- 0		0- 0		0- 0	

RPI	S	Opponent	Score	RPI	S	Opponent	Score	RPI	S	Opponent	Score	RPI	S	Opponent	Score
2	H	Notre Dame	80 71	26	A	DePaul	103 69	52	H	UCF	80 44	157	H	Memphi s	97 49
11	A	UCLA	78 60	30	N	Stanford	78 53	69	N	Duquesne	104 52	182	A	Nevada	88 57
22	A	South Fla.	100 49	33	N	Mi chi gan St.	96 62					248	A	East Carol ina	96 35
23	H	Cal i fornia	82 47	36	N	Okl ahoma	88 64								
				37	H	Maryl and	97 72								
				48	A	Houston	95 35								
LAST 12 Division I GAMES:															
157	H	Memphi s	97 49	48	A	Houston	95 35	52	H	UCF	80 44	22	A	South Fla.	100 49
69	N	Duquesne	104 52	52	H	UCF	80 44	248	A	East Carolina	96 35	33	N	Mi chi gan St.	96 62
36	N	Okl ahoma	88 64	22	A	South Fla.	100 49	11	A	UCLA	78 60				
26	A	DePaul	103 69												
2	H	Notre Dame	80 71												
182	A	Nevada	88 57												

Non-Div I Games:

UConn



UMBC		Average RPI Win: 349	WON-LOST RECORD	WINNING PCT. RANK	LAST 10 GAMES	STRENGTH OF SCHEDULE	OPP. STRENGTH OF SCHEDULE	TEAM RPI	ADJ. RPI	CONF. RPI	ADJ. CONF. RPI
Average RPI Loss: 184											
DIV. I ONLY		1- 15		341	1- 9	251	307	344	344	20	20
DIV. I NON-CONF.		0- 12		337	0- 8	212	279	341	341	23	23
-----											
TOTALS	RPI 1-25		RPI 26-50		W-L RECORDS	RPI 51-100		RPI 101-150		RPI 150+	
1- 15	0- 0		0- 1		OVERALL	0- 3		0- 2		1- 9	
1- 6	0- 0		0- 0		HOME	0- 2		0- 0		1- 4	
0- 7	0- 0		0- 1		AWAY	0- 1		0- 2		0- 3	
0- 2	0- 0		0- 0		NEUTRAL	0- 0		0- 0		0- 2	
0- 12	0- 0		0- 1		NON-CONFERENCE	0- 2		0- 1		0- 8	
0- 4	0- 0		0- 0		HOME	0- 1		0- 0		0- 3	
0- 6	0- 0		0- 1		AWAY	0- 1		0- 1		0- 3	
0- 2	0- 0		0- 0		NEUTRAL	0- 0		0- 0		0- 2	
1- 3	0- 0		0- 0		CONFERENCE	0- 1		0- 1		1- 1	
1- 2	0- 0		0- 0		HOME	0- 1		0- 0		1- 1	
0- 1	0- 0		0- 0		AWAY	0- 0		0- 1		0- 0	
0- 0	0- 0		0- 0		NEUTRAL	0- 0		0- 0		0- 0	

RPI 1-25				RPI 26-50				RPI 51-100				RPI 101+ Team's RPI: 344			
RPI	S	Opponent	Score	RPI	S	Opponent	Score	RPI	S	Opponent	Score	RPI	S	Opponent	Score
				47	A	Princeton	40 77	62	A	Fordham	46 55	114	A	George Mason	38 58
								68	H	American	48 61	139	A	New Hampshire	51 56
								93	H	Maine	50 64	181	H	Columbia	44 60
												212	H	Denver	48 70
												215	A	Hofstra	55 71
												223	N	St. Bonaventure	54 63
												252	H	LIU Brooklyn	52 66
												266	N	North Dakota St.	53 67
												279	A	Towson	64 95
												281	A	UMES	43 66
												322	H	Vermont	58 72
												349	H	UMass Lowell	66 54
LAST 12 Division I GAMES:															
				47	A	Princeton	40 77	349	H	UMass Lowell	66 54				
				281	A	UMES	43 66	93	H	Maine	50 64				
				114	A	George Mason	38 58	322	H	Vermont	58 72				
				212	H	Denver	48 70	139	A	New Hampshire	51 56				
				181	H	Columbia	44 60	266	N	North Dakota St.	53 67				
				68	H	American	48 61	223	N	St. Bonaventure	54 63				

Non-Div I Games: Gettysburg 72 45

UMBC

■ Loss, 
 ■ Non-Conf, 
 ■ S Site, 
 ■ H Home 
 ■ A Away 
 N Neutral



Average RPI Win: 231  
Average RPI Loss: 173

WON-LOST  
RECORD

WINNING  
PCT. RANK

LAST 10  
GAMES

STRENGTH OF  
SCHEDULE

OPP. STRENGTH  
OF SCHEDULE

TEAM  
RPI

ADJ.  
RPI

CONF.  
RPI

ADJ CONF.  
RPI

DIV. I ONLY	2- 13	317	2- 6	141	272	278	278	30	30
DIV. I NON-CONF.	1- 11	331	1- 5	105	192	285	285	30	30
-----									
TOTALS	RPI 1-25	RPI 26-50	W-L RECORDS	RPI 51-100	RPI 101-150	RPI 150+			
2- 13	0- 0	0- 1	OVERALL	0- 2	1- 1	1- 9			
0- 5	0- 0	0- 1	HOME	0- 0	0- 0	0- 4			
1- 8	0- 0	0- 0	AWAY	0- 2	0- 1	1- 5			
1- 0	0- 0	0- 0	NEUTRAL	0- 0	1- 0	0- 0			
1- 11	0- 0	0- 1	NON-CONFERENCE	0- 2	1- 1	0- 7			
0- 3	0- 0	0- 1	HOME	0- 0	0- 0	0- 2			
0- 8	0- 0	0- 0	AWAY	0- 2	0- 1	0- 5			
1- 0	0- 0	0- 0	NEUTRAL	0- 0	1- 0	0- 0			
1- 2	0- 0	0- 0	CONFERENCE	0- 0	0- 0	1- 2			
0- 2	0- 0	0- 0	HOME	0- 0	0- 0	0- 2			
1- 0	0- 0	0- 0	AWAY	0- 0	0- 0	1- 0			
0- 0	0- 0	0- 0	NEUTRAL	0- 0	0- 0	0- 0			

RPI 1-25				RPI 26-50				RPI 51-100				RPI 101+ Team's RPI: 278			
RPI	S	Opponent	Score	RPI	S	Opponent	Score	RPI	S	Opponent	Score	RPI	S	Opponent	Score
				38	H	Northern Colo.	73 88	81	A	Nebraska	60 80	115	A	Western Ill.	71 90
								97	A	Kansas	48 63	149	N	Stetson	67 50
												160	A	Iowa St.	45 61
												176	A	Tulsa	52 76
												185	A	Wichita St.	63 72
												192	H	Oral Roberts	73 76
												212	H	Denver	68 77
												219	H	Seattle U	58 62
												222	A	Fla. Atlantic	55 65
												247	A	Illinois St.	53 64
												303	H	Utah Valley	59 66
												313	A	UTRGV	54 52
LAST 12 Division I GAMES:															
				149	N	Stetson	67 50	219	H	Seattle U	58 62				
				212	H	Denver	68 77	303	H	Utah Valley	59 66				
				38	H	Northern Colo.	73 88	313	A	UTRGV	54 52				
				185	A	Wichita St.	63 72	222	A	Fla. Atlantic	55 65				
				192	H	Oral Roberts	73 76	247	A	Illinois St.	53 64				
				97	A	Kansas	48 63	160	A	Iowa St.	45 61				

Non-Div I Games: Lincoln (MO) 98 41 Harris-Stowe 114 59 Cent. Christian Bib90 10

UMKC

Loss, Non-Conf, S Site, H Home A Away N Neutral

Average RPI Win:	254	WON-LOST	WINNING	LAST 10	STRENGTH OF	OPP. STRENGTH	TEAM	ADJ.	CONF.	ADJ CONF.
Average RPI Loss:	272	RECORD	PCT. RANK	GAMES	SCHEDULE	OF SCHEDULE	RPI	RPI	RPI	RPI
DIV. I ONLY	2- 13	317	1- 9	348	345	349	349	20	20	
DIV. I NON-CONF.	2- 10	300	1- 7	347	347	348	348	23	23	
<hr/>										
TOTALS	RPI 1-25	RPI 26-50	W-L RECORDS	RPI 51-100	RPI 101-150	RPI 150+				
2- 13	0- 0	0- 0	OVERALL	0- 1	0- 0	2- 12				
1- 5	0- 0	0- 0	HOME	0- 1	0- 0	1- 4				
1- 8	0- 0	0- 0	AWAY	0- 0	0- 0	1- 8				
0- 0	0- 0	0- 0	NEUTRAL	0- 0	0- 0	0- 0				
2- 10	0- 0	0- 0	NON-CONFERENCE	0- 0	0- 0	2- 10				
1- 4	0- 0	0- 0	HOME	0- 0	0- 0	1- 4				
1- 6	0- 0	0- 0	AWAY	0- 0	0- 0	1- 6				
0- 0	0- 0	0- 0	NEUTRAL	0- 0	0- 0	0- 0				
0- 3	0- 0	0- 0	CONFERENCE	0- 1	0- 0	0- 2				
0- 1	0- 0	0- 0	HOME	0- 1	0- 0	0- 0				
0- 2	0- 0	0- 0	AWAY	0- 0	0- 0	0- 2				
0- 0	0- 0	0- 0	NEUTRAL	0- 0	0- 0	0- 0				

RPI 1-25				RPI 26-50				RPI 51-100				RPI 101+				Team's RPI: 349
RPI	S	Opponent	Score	RPI	S	Opponent	Score	RPI	S	Opponent	Score	RPI	S	Opponent	Score	
								91	H	Hartford	42	81	181	H	Columbia	77 70
												231	H	Morgan St.	59	65
												233	H	Holy Cross	56	84
												254	A	Texas Tech	65	93
												256	A	Colgate	64	84
												272	A	Fairfield	67	78
												284	H	Cornell	53	71
												290	H	Massachusetts	63	73
												292	A	Fairleigh Dickinson	51	60
												322	A	Vermont	55	63
												325	A	Rhode Island	64	81
												327	A	Saint Peter's	66	60
												344	A	UMBC	54	66
												348	A	Longwood	82	84
<hr/>																
LAST 12 Division I GAMES:																
				231	H	Morgan St.	59	65	344	A	UMBC	54	66			
				290	H	Massachusetts	63	73	91	H	Hartford	42	81			
				292	A	Fairleigh Dickinson	51	60	322	A	Vermont	55	63			
				327	A	Saint Peter's	66	60	284	H	Cornell	53	71			
				256	A	Colgate	64	84	254	A	Texas Tech	65	93			
				272	A	Fairfield	67	78	348	A	Longwood	82	84			

Non-Div I Games: Fisher 102 47

UMass Lowell I

Average RPI Win:	284	WON-LOST	WINNING	LAST 10	STRENGTH OF	OPP. STRENGTH	TEAM	ADJ.	CONF.	ADJ CONF.
Average RPI Loss:	158	RECORD	PCT. RANK	GAMES	SCHEDULE	OF SCHEDULE	RPI	RPI	RPI	RPI
DIV. I ONLY	5- 9	250	5- 4	259	304	265	265	29	29	
DIV. I NON-CONF.	2- 8	290	2- 5	283	225	318	318	29	29	
-----										
TOTALS	RPI 1-25	RPI 26-50	W-L RECORDS	RPI 51-100	RPI 101-150	RPI 150+				
5- 9	0- 0	0- 1	OVERALL	0- 1	0- 3	5- 4				
2- 5	0- 0	0- 0	HOME	0- 1	0- 2	2- 2				
3- 4	0- 0	0- 1	AWAY	0- 0	0- 1	3- 2				
0- 0	0- 0	0- 0	NEUTRAL	0- 0	0- 0	0- 0				
2- 8	0- 0	0- 1	NON-CONFERENCE	0- 1	0- 2	2- 4				
1- 4	0- 0	0- 0	HOME	0- 1	0- 1	1- 2				
1- 4	0- 0	0- 1	AWAY	0- 0	0- 1	1- 2				
0- 0	0- 0	0- 0	NEUTRAL	0- 0	0- 0	0- 0				
3- 1	0- 0	0- 0	CONFERENCE	0- 0	0- 1	3- 0				
1- 1	0- 0	0- 0	HOME	0- 0	0- 1	1- 0				
2- 0	0- 0	0- 0	AWAY	0- 0	0- 0	2- 0				
0- 0	0- 0	0- 0	NEUTRAL	0- 0	0- 0	0- 0				

RPI	S	Opponent	Score	RPI	S	Opponent	Score	RPI	S	Opponent	Score	RPI	S	Opponent	Score	Team's RPI: 265
27	A	NC State	55 87	74	H	Mercer	56 67	110	H	Middle Tenn.	57 72	112	H	High Point	45 58	
								136	A	Davison	50 58	167	H	Furman	63 71	
								195	H	Charlotte	47 51	210	A	Radford	67 56	
								270	A	Campbell	60 52	274	A	Wofford	68 70	
								282	H	Appalachian St.	69 60	311	A	USC Upstate	76 70	
								328	A	Western Caro.	52 62	348	H	Longwood	82 52	
-----																
LAST 12 Division I GAMES:																
167	H	Furman	63 71	348	H	Longwood	82 52	210	A	Radford	67 56	112	H	High Point	45 58	
282	H	Appalachian St.	69 60	270	A	Campbell	60 52	136	A	Davison	50 58	195	H	Charlotte	47 51	
311	A	USC Upstate	76 70	136	A	Davison	50 58	274	A	Wofford	68 70	328	A	Western Caro.	52 62	
74	H	Mercer	56 67	110	H	Middle Tenn.	57 72									

Non-Div I Games: Warren Wilson 100 53

UNC Asheville

Average RPI Win:	260	WON-LOST	WINNING	LAST 10	STRENGTH OF	OPP. STRENGTH	TEAM	ADJ.	CONF.	ADJ CONF.
Average RPI Loss:	170	RECORD	PCT. RANK	GAMES	SCHEDULE	OF SCHEDULE	RPI	RPI	RPI	RPI
DIV. I ONLY	5- 10	263	3- 5	184	322	241	241	17	17	
DIV. I NON-CONF.	3- 8	267	1- 5	217	333	267	267	17	17	
<hr/>										
TOTALS	RPI 1-25	RPI 26-50	W-L RECORDS	RPI 51-100	RPI 101-150	RPI 150+				
5- 10	0- 1	0- 1	OVERALL	0- 1	0- 2	5- 5				
3- 3	0- 0	0- 0	HOME	0- 0	0- 1	3- 2				
2- 7	0- 1	0- 1	AWAY	0- 1	0- 1	2- 3				
0- 0	0- 0	0- 0	NEUTRAL	0- 0	0- 0	0- 0				
3- 8	0- 1	0- 1	NON-CONFERENCE	0- 0	0- 1	3- 5				
1- 3	0- 0	0- 0	HOME	0- 0	0- 1	1- 2				
2- 5	0- 1	0- 1	AWAY	0- 0	0- 0	2- 3				
0- 0	0- 0	0- 0	NEUTRAL	0- 0	0- 0	0- 0				
2- 2	0- 0	0- 0	CONFERENCE	0- 1	0- 1	2- 0				
2- 0	0- 0	0- 0	HOME	0- 0	0- 0	2- 0				
0- 2	0- 0	0- 0	AWAY	0- 1	0- 1	0- 0				
0- 0	0- 0	0- 0	NEUTRAL	0- 0	0- 0	0- 0				

RPI 1-25				RPI 26-50				RPI 51-100				RPI 101+ Team's RPI: 241			
RPI	S	Opponent	Score	RPI	S	Opponent	Score	RPI	S	Opponent	Score	RPI	S	Opponent	Score
19	A	Duke	54 85	44	A	Virginia	50 68	95	A	Chattanooga	42 49	112	H	High Point	72 81
												143	A	ETSU	52 60
												167	H	Furman	76 74
												197	A	Norfolk St.	63 64
												210	A	Radford	53 56
												269	A	Presbyteria n	64 57
												270	H	Campbel l	61 72
												274	H	Wofford	66 51
												285	A	Coastal Caro.	60 54
												297	A	Eastern Ky.	59 70
												306	H	VCU	74 61
												314	H	Murray St.	52 63
<hr/>															
LAST 12 Division I GAMES:															
112	H	High Point	72 81	167	H	Furman	76 74	274	H	Wofford	66 51				
269	A	Presbyteria n	64 57	143	A	ETSU	52 60	95	A	Chattanooga	42 49				
197	A	Norfolk St.	63 64	210	A	Radford	53 56	270	H	Campbel l	61 72				
314	H	Murray St.	52 63	19	A	Duke	54 85								
19	A	Duke	54 85	44	A	Virginia	50 68								

Non-Div I Games: Greensboro 82 34 Tuscul um 69 71 Lees-McRae 78 62 Southern Wesleyan 96 35  
UNCG

Loss, Non-Conf, S Site, H Home A Away N Neutral

UNCW				Average RPI Win: 295		WON-LOST RECORD		WINNING PCT. RANK		LAST 10 GAMES		STRENGTH OF SCHEDULE		OPP. STRENGTH OF SCHEDULE		TEAM RPI		ADJ. RPI		CONF. RPI		ADJ CONF. RPI	
Average RPI Loss: 167																							
DIV. I ONLY				5- 10		263		3- 7		217		314		268		268		10		10			
DIV. I NON-CONF.				5- 4		146		4- 2		299		323		212		212		12		12			
TOTALS				RPI 1-25		RPI 26-50		W-L RECORDS		RPI 51-100		RPI 101-150		RPI 150+									
5- 10				0- 0		0- 0		OVERALL		0- 3		0- 1		5- 6									
4- 3				0- 0		0- 0		HOME		0- 0		0- 1		4- 2									
1- 7				0- 0		0- 0		AWAY		0- 3		0- 0		1- 4									
0- 0				0- 0		0- 0		NEUTRAL		0- 0		0- 0		0- 0									
5- 4				0- 0		0- 0		NON-CONFERENCE		0- 1		0- 0		5- 3									
4- 0				0- 0		0- 0		HOME		0- 0		0- 0		4- 0									
1- 4				0- 0		0- 0		AWAY		0- 1		0- 0		1- 3									
0- 0				0- 0		0- 0		NEUTRAL		0- 0		0- 0		0- 0									
0- 6				0- 0		0- 0		CONFERENCE		0- 2		0- 1		0- 3									
0- 3				0- 0		0- 0		HOME		0- 0		0- 1		0- 2									
0- 3				0- 0		0- 0		AWAY		0- 2		0- 0		0- 1									
0- 0				0- 0		0- 0		NEUTRAL		0- 0		0- 0		0- 0									

RPI 1-25				RPI 26-50				RPI 51-100				RPI 101+ Team's RPI: 268			
RPI	S	Opponent	Score	RPI	S	Opponent	Score	RPI	S	Opponent	Score	RPI	S	Opponent	Score
								60	A	Drexel	42 68	134	H	William & Mary	53 66
								82	A	North Carolina	60 86	163	A	Pittsburgh	55 74
								86	A	Elon	67 75	167	A	Furman	71 76
												203	H	Northeastern	47 54
												215	H	Hofstra	61 69
												248	H	East Carolina	66 62
												274	A	Wofford	65 60
												279	A	Towson	71 72
												285	A	Coastal Caro.	41 57
												306	H	VCU	83 67
												309	H	Georgia St.	74 62
												338	H	N.C. Central	89 63
LAST 12 Division I GAMES:															
134	H	William & Mary	53 66	60	A	Drexel	42 68								
86	A	Elon	67 75	279	A	Towson	71 72								
309	H	Georgia St.	74 62	215	H	Hofstra	61 69								
274	A	Wofford	65 60	203	H	Northeastern	47 54								
163	A	Pittsburgh	55 74	306	H	VCU	83 67								
338	H	N.C. Central	89 63	167	A	Furman	71 76								

Non-Div I Games: Catawba 74 59 UNC Pembroke 73 64

UNCW

Loss, Non-Conf, S Site, H Home A Away N Neutral

Average RPI	Win:	207	WON-LOST	WINNING	LAST 10	STRENGTH OF	OPP. STRENGTH	TEAM	ADJ.	CONF.	ADJ CONF.
Average RPI	Loss:	105	RECORD	PCT. RANK	GAMES	SCHEDULE	OF SCHEDULE	RPI	RPI	RPI	RPI
DIV. I ONLY		7- 9		207	5- 4	161	101	188	188	23	23
DIV. I NON-CONF.		3- 7		253	1- 4	25	21	115	115	20	20
-----											
TOTALS	RPI 1-25		RPI 26-50		W-L RECORDS	RPI 51-100		RPI 101-150		RPI 150+	
7- 9	0- 1		0- 1		OVERALL	2- 3		0- 1		5- 3	
5- 2	0- 1		0- 0		HOME	0- 1		0- 0		5- 0	
1- 7	0- 0		0- 1		AWAY	1- 2		0- 1		0- 3	
1- 0	0- 0		0- 0		NEUTRAL	1- 0		0- 0		0- 0	
3- 7	0- 1		0- 1		NON-CONFERENCE	2- 3		0- 0		1- 2	
1- 2	0- 1		0- 0		HOME	0- 1		0- 0		1- 0	
1- 5	0- 0		0- 1		AWAY	1- 2		0- 0		0- 2	
1- 0	0- 0		0- 0		NEUTRAL	1- 0		0- 0		0- 0	
4- 2	0- 0		0- 0		CONFERENCE	0- 0		0- 1		4- 1	
4- 0	0- 0		0- 0		HOME	0- 0		0- 0		4- 0	
0- 2	0- 0		0- 0		AWAY	0- 0		0- 1		0- 1	
0- 0	0- 0		0- 0		NEUTRAL	0- 0		0- 0		0- 0	

RPI 1-25				RPI 26-50				RPI 51-100				RPI 101+ Team's RPI: 188			
RPI	S	Opponent	Score	RPI	S	Opponent	Score	RPI	S	Opponent	Score	RPI	S	Opponent	Score
25	H	Iowa	47 71	39	A	South Dakota St.	47 57	52	A	UCF	43 53	116	A	Missouri St.	52 62
								55	A	Creighton	78 89	160	H	Iowa St.	57 53
								57	A	Kansas St.	72 71	165	A	Southern Ill.	53 60
								58	N	Wyoming	55 40	186	A	North Dakota	72 80
								88	H	IUPUI	48 54	221	A	Omaha	74 78
												246	H	Valparaiso	77 56
												280	H	Loyola Chicago	70 41
												299	H	Indiana St.	59 53
												347	H	Evansville	65 41
LAST 12 Division I GAMES:															
246	H	Valparaiso	77 56	299	H	Indiana St.	59 53								
280	H	Loyola Chicago	70 41	347	H	Evansville	65 41								
57	A	Kansas St.	72 71	116	A	Missouri St.	52 62								
25	H	Iowa	47 71	165	A	Southern Ill.	53 60								
221	A	Omaha	74 78	39	A	South Dakota St.	47 57								
186	A	North Dakota	72 80	52	A	UCF	43 53								

Non-Div I Games: Wis.-Parkside 92 62

UNI



U
$$\begin{matrix} \text{L} \\ \text{V} \end{matrix}$$
U

UNLV

Average RPI Win:	342	WON-LOST	WINNING	LAST 10	STRENGTH OF	OPP. STRENGTH	TEAM	ADJ.	CONF.	ADJ CONF.
Average RPI Loss:	180	RECORD	PCT. RANK	GAMES	SCHEDULE	OF SCHEDULE	RPI	RPI	RPI	RPI
DIV. I ONLY	3- 11	298	3- 5	256	340	311	311	21	21	
DIV. I NON-CONF.	2- 10	300	2- 6	214	344	330	330	22	22	
-----										
TOTALS	RPI 1-25	RPI 26-50	W-L RECORDS	RPI 51-100	RPI 101-150	RPI 150+				
3- 11	0- 0	0- 0	OVERALL	0- 2	0- 3	3- 6				
2- 4	0- 0	0- 0	HOME	0- 0	0- 0	2- 4				
1- 7	0- 0	0- 0	AWAY	0- 2	0- 3	1- 2				
0- 0	0- 0	0- 0	NEUTRAL	0- 0	0- 0	0- 0				
2- 10	0- 0	0- 0	NON-CONFERENCE	0- 2	0- 2	2- 6				
2- 4	0- 0	0- 0	HOME	0- 0	0- 0	2- 4				
0- 6	0- 0	0- 0	AWAY	0- 2	0- 2	0- 2				
0- 0	0- 0	0- 0	NEUTRAL	0- 0	0- 0	0- 0				
1- 1	0- 0	0- 0	CONFERENCE	0- 0	0- 1	1- 0				
0- 0	0- 0	0- 0	HOME	0- 0	0- 0	0- 0				
1- 1	0- 0	0- 0	AWAY	0- 0	0- 1	1- 0				
0- 0	0- 0	0- 0	NEUTRAL	0- 0	0- 0	0- 0				

RPI 1-25				RPI 26-50				RPI 51-100				RPI 101+				Team's RPI: 311
RPI	S	Opponent	Score	RPI	S	Opponent	Score	RPI	S	Opponent	Score	RPI	S	Opponent	Score	
								54	A	Virginia Tech	56 87	134	A	William & Mary	63 83	
								59	A	Oklahoma St.	71 108	145	A	Gardner-Webb	39 60	
												149	A	Stetson	61 62	
												167	H	Furman	59 80	
												221	H	Omaha	66 69	
												248	A	East Carolina	53 66	
												265	H	UNC Asheville	70 76	
												269	H	Presbyterian	69 83	
												270	A	Campbell	49 69	
												338	H	N.C. Central	66 61	
												343	H	South Carolina St.	63 44	
												346	A	NJIT	95 57	
-----																
LAST 12 Division I GAMES:																
265	H	UNC Asheville	70 76	149	A	Stetson	61 62									
343	H	South Carolina St.	63 44	346	A	NJIT	95 57									
134	A	William & Mary	63 83	338	H	N.C. Central	66 61									
167	H	Furman	59 80	59	A	Oklahoma St.	71 108									
145	A	Gardner-Webb	39 60	270	A	Campbell	49 69									
221	H	Omaha	66 69	54	A	Virginia Tech	56 87									

Non-Div I Games: Brevard 109 39 Converse 71 51 Bob Jones 79 45

Average RPI Win:	230	WON-LOST	WINNING	LAST 10	STRENGTH OF	OPP. STRENGTH	TEAM	ADJ.	CONF.	ADJ CONF.
Average RPI Loss:	114	RECORD	PCT. RANK	GAMES	SCHEDULE	OF SCHEDULE	RPI	RPI	RPI	RPI
DIV. I ONLY	8- 9	187	3- 7	173	132	179	179	24	24	
DIV. I NON-CONF.	6- 5	153	1- 5	163	41	131	131	24	24	
<hr/>										
TOTALS	RPI 1-25	RPI 26-50	W-L RECORDS	RPI 51-100	RPI 101-150	RPI 150+				
8- 9	0- 0	0- 1	OVERALL	0- 4	0- 2	8- 2				
6- 2	0- 0	0- 1	HOME	0- 0	0- 1	6- 0				
2- 7	0- 0	0- 0	AWAY	0- 4	0- 1	2- 2				
0- 0	0- 0	0- 0	NEUTRAL	0- 0	0- 0	0- 0				
6- 5	0- 0	0- 1	NON-CONFERENCE	0- 4	0- 0	6- 0				
5- 1	0- 0	0- 1	HOME	0- 0	0- 0	5- 0				
1- 4	0- 0	0- 0	AWAY	0- 4	0- 0	1- 0				
0- 0	0- 0	0- 0	NEUTRAL	0- 0	0- 0	0- 0				
2- 4	0- 0	0- 0	CONFERENCE	0- 0	0- 2	2- 2				
1- 1	0- 0	0- 0	HOME	0- 0	0- 1	1- 0				
1- 3	0- 0	0- 0	AWAY	0- 0	0- 1	1- 2				
0- 0	0- 0	0- 0	NEUTRAL	0- 0	0- 0	0- 0				

RPI	S	Opponent	Score	RPI	S	Opponent	Score	RPI	S	Opponent	Score	RPI	S	Opponent	Score	Team's RPI: 179
48	H	Houston	58 62	57	A	Kansas St.	56 70	105	H	South Ala.	63 76	129	A	Little Rock	57 59	
				61	A	Arkansas	57 91	180	H	San Francisco	56 54	191	H	SMU	58 55	
				66	A	Georgia Tech	52 80	192	H	Oral Roberts	70 46	196	H	Fresno St.	67 54	
				72	A	Utah	41 71	206	A	Arkansas St.	80 85	226	H	Troy	76 57	
								273	H	Incarnate Word	61 48	282	A	Appalachian St.	64 60	
								285	A	Coastal Caro.	76 89	296	A	UTSA	69 68	
<hr/>																
LAST 12 Division I GAMES:																
282	A	Appalachian St.	64 60	206	A	Arkansas St.	80 85	129	A	Little Rock	57 59	105	H	South Ala.	63 76	
285	A	Coastal Caro.	76 89	191	H	SMU	58 55	192	H	Oral Roberts	70 46	196	H	Fresno St.	67 54	
180	H	San Francisco	56 54	226	H	Troy	76 57	273	H	Incarnate Word	61 48	282	A	Appalachian St.	64 60	
61	A	Arkansas	57 91	48	H	Houston	58 62	285	A	Coastal Caro.	76 89	296	A	UTSA	69 68	
66	A	Georgia Tech	52 80	72	A	Utah	41 71									
57	A	Kansas St.	56 70													

Non-Div I Games:

UT Arlington

Average RPI Win:	307	WON-LOST	WINNING	LAST 10	STRENGTH OF	OPP. STRENGTH	TEAM	ADJ.	CONF.	ADJ CONF.
Average RPI Loss:	133	RECORD	PCT. RANK	GAMES	SCHEDULE	OF SCHEDULE	RPI	RPI	RPI	RPI
DIV. I ONLY	5- 11	269	3- 6	158	285	251	251	26	26	
DIV. I NON-CONF.	2- 8	290	0- 5	118	115	261	261	27	27	
-----										
TOTALS	RPI 1-25	RPI 26-50	W-L RECORDS	RPI 51-100	RPI 101-150	RPI 150+				
5- 11	0- 1	0- 1	OVERALL	0- 3	0- 0	5- 6				
4- 3	0- 0	0- 0	HOME	0- 1	0- 0	4- 2				
1- 6	0- 1	0- 1	AWAY	0- 1	0- 0	1- 3				
0- 2	0- 0	0- 0	NEUTRAL	0- 1	0- 0	0- 1				
2- 8	0- 1	0- 1	NON-CONFERENCE	0- 2	0- 0	2- 4				
2- 1	0- 0	0- 0	HOME	0- 0	0- 0	2- 1				
0- 5	0- 1	0- 1	AWAY	0- 1	0- 0	0- 2				
0- 2	0- 0	0- 0	NEUTRAL	0- 1	0- 0	0- 1				
3- 3	0- 0	0- 0	CONFERENCE	0- 1	0- 0	3- 2				
2- 2	0- 0	0- 0	HOME	0- 1	0- 0	2- 1				
1- 1	0- 0	0- 0	AWAY	0- 0	0- 0	1- 1				
0- 0	0- 0	0- 0	NEUTRAL	0- 0	0- 0	0- 0				

RPI 1-25				RPI 26-50				RPI 51-100				RPI 101+ Team's RPI: 251			
RPI	S	Opponent	Score	RPI	S	Opponent	Score	RPI	S	Opponent	Score	RPI	S	Opponent	Score
4	A	Louisville	56 91	41	A	Purdue	58 60	63	N	Saint Mary's (CA)	58 69	165	A	Southern Ill.	72 84
								71	H	Belmont	63 65	168	H	Northwestern	63 71
								95	A	Chattanooga	82 87	201	N	Eastern Wash.	58 61
												206	A	Arkansas St.	73 84
												213	H	Morehead St.	76 81
												237	A	Austin Peay	62 69
												255	H	N.C. A&T	76 63
												297	H	Eastern Ky.	77 49
												314	A	Murray St.	97 80
												328	H	Western Caro.	62 54
												340	H	Tennessee St.	80 68
LAST 12 Division I GAMES:															
71	H	Belmont	63 65	213	H	Morehead St.	76 81								
340	H	Tennessee St.	80 68	297	H	Eastern Ky.	77 49								
201	N	Eastern Wash.	58 61	314	A	Murray St.	97 80								
41	A	Purdue	58 60	237	A	Austin Peay	62 69								
63	N	Saint Mary's (CA)	58 69	95	A	Chattanooga	82 87								
4	A	Louisville	56 91	255	H	N.C. A&T	76 63								

Non-Div I Games: Rhodes 90 49 Ala.-Huntsville 104 73

UT Martin

Average RPI Win:	234	WON-LOST	WINNING	LAST 10	STRENGTH OF	OPP. STRENGTH	TEAM	ADJ.	CONF.	ADJ CONF.
Average RPI Loss:	159	RECORD	PCT. RANK	GAMES	SCHEDULE	OF SCHEDULE	RPI	RPI	RPI	RPI
DIV. I ONLY	11- 6	90	6- 4	240	258	140	140	18	18	
DIV. I NON-CONF.	9- 4	82	5- 3	244	283	127	127	19	19	
-----										
TOTALS	RPI 1-25	RPI 26-50	W-L RECORDS	RPI 51-100	RPI 101-150	RPI 150+				
11- 6	0- 0	0- 1	OVERALL	1- 0	0- 2	10- 3				
6- 2	0- 0	0- 1	HOME	1- 0	0- 1	5- 0				
3- 4	0- 0	0- 0	AWAY	0- 0	0- 1	3- 3				
2- 0	0- 0	0- 0	NEUTRAL	0- 0	0- 0	2- 0				
9- 4	0- 0	0- 1	NON-CONFERENCE	1- 0	0- 1	8- 2				
5- 1	0- 0	0- 1	HOME	1- 0	0- 0	4- 0				
2- 3	0- 0	0- 0	AWAY	0- 0	0- 1	2- 2				
2- 0	0- 0	0- 0	NEUTRAL	0- 0	0- 0	2- 0				
2- 2	0- 0	0- 0	CONFERENCE	0- 0	0- 1	2- 1				
1- 1	0- 0	0- 0	HOME	0- 0	0- 1	1- 0				
1- 1	0- 0	0- 0	AWAY	0- 0	0- 0	1- 1				
0- 0	0- 0	0- 0	NEUTRAL	0- 0	0- 0	0- 0				

U  
T  
E  
PU  
T  
E  
P

RPI 1-25				RPI 26-50				RPI 51-100				RPI 101+ Team's RPI: 140			
RPI	S	Opponent	Score	RPI	S	Opponent	Score	RPI	S	Opponent	Score	RPI	S	Opponent	Score
				42	H	New Mexico	35 59	61	H	Arkansas	64 61	110	H	Middle Tenn.	45 54
												125	A	Tulane	56 67
												170	N	Samford	46 33
												195	H	Charlotte	67 58
												206	A	Arkansas St.	73 76
												220	H	CSU Bakersfield	67 56
												222	A	Fla. Atlantic	66 72
												225	A	UC Riverside	73 62
												248	N	East Carolina	93 79
												250	A	New Mexico St.	68 76
												271	H	Texas Southern	65 55
												277	H	A&M-Corpus Christi	69 49
												288	A	FIU	77 76
												307	A	Cal St. Fullerton	92 91
												308	H	Houston Baptist	69 62
-----															
LAST 12 Division I GAMES:															
				225	A	UC Riverside	73 62	110	H	Middle Tenn.	45 54				
				307	A	Cal St. Fullerton	92 91	195	H	Charlotte	67 58				
				125	A	Tulane	56 67	222	A	Fla. Atlantic	66 72				
				170	N	Samford	46 33	288	A	FIU	77 76				
				248	N	East Carolina	93 79	206	A	Arkansas St.	73 76				
				250	A	New Mexico St.	68 76	308	H	Houston Baptist	69 62				

Non-Div I Games:

UTEP

Average RPI Win: **296**  
 Average RPI Loss: **194**

WON-LOST  
RECORD

WINNING  
PCT. RANK

LAST 10  
GAMES

STRENGTH OF  
SCHEDULE

OPP. STRENGTH  
OF SCHEDULE

TEAM  
RPI

ADJ.  
RPI

CONF.  
RPI

ADJ CONF.  
RPI

DIV. I ONLY	7- 8	197	4- 6	342	278	313	313	30	30
DIV. I NON-CONF.	7- 5	132	5- 4	337	291	252	252	30	30
<hr/>									
TOTALS	RPI 1-25	RPI 26-50	W-L RECORDS	RPI 51-100	RPI 101-150	RPI 150+			
7- 8	0- 0	0- 1	OVERALL	0- 1	0- 0	7- 6			
6- 4	0- 0	0- 1	HOME	0- 0	0- 0	6- 3			
1- 4	0- 0	0- 0	AWAY	0- 1	0- 0	1- 3			
0- 0	0- 0	0- 0	NEUTRAL	0- 0	0- 0	0- 0			
7- 5	0- 0	0- 1	NON-CONFERENCE	0- 1	0- 0	7- 3			
6- 1	0- 0	0- 1	HOME	0- 0	0- 0	6- 0			
1- 4	0- 0	0- 0	AWAY	0- 1	0- 0	1- 3			
0- 0	0- 0	0- 0	NEUTRAL	0- 0	0- 0	0- 0			
0- 3	0- 0	0- 0	CONFERENCE	0- 0	0- 0	0- 3			
0- 3	0- 0	0- 0	HOME	0- 0	0- 0	0- 3			
0- 0	0- 0	0- 0	AWAY	0- 0	0- 0	0- 0			
0- 0	0- 0	0- 0	NEUTRAL	0- 0	0- 0	0- 0			

RPI 1-25				RPI 26-50				RPI 51-100				RPI 101+ Team's RPI: 313			
RPI	S	Opponent	Score	RPI	S	Opponent	Score	RPI	S	Opponent	Score	RPI	S	Opponent	Score
				34	H	Southern Cal i forn i a	64 71	59	A	Okl ahoma St.	38 80	190	A	Wi sconsi n	54 82
												220	H	CSU Bakersfi el d	64 67
												242	H	Grand Canyon	59 65
												254	A	Texas Tech	64 80
												266	A	North Dakota St.	82 79
												277	A	A&M-Corpus Christi	41 71
												277	H	A&M-Corpus Christi	56 53
												278	H	UMKC	52 54
												290	H	Massachusetts	67 59
												291	H	Prai ri e Vi ew	78 62
												296	H	UTSA	70 58
												316	H	Can i si us	63 46
												336	H	Fl ori da A&M	51 38
LAST 12 Di vi si on I GAMES:															
316	H	Can i si us	63 46	242	H	Grand Canyon	59 65								
254	A	Texas Tech	64 80	220	H	CSU Bakersfi el d	64 67								
190	A	Wi sconsi n	54 82	278	H	UMKC	52 54								
266	A	North Dakota St.	82 79	34	H	Southern Cal i forn i a	64 71								
296	H	UTSA	70 58	277	A	A&M-Corpus Christi	41 71								
290	H	Massachusetts	67 59	291	H	Prai ri e Vi ew	78 62								

Non-Di v I Games: Texas Lutheran 78 43 Concordi a (TX) 67 49 Tri ni ty (TX) 62 57

UTRGV

Loss, Non-Conf, S Site, H Home A Away N Neutral

Average RPI Win:	331	WON-LOST	WINNING	LAST 10	STRENGTH OF	OPP. STRENGTH	TEAM	ADJ.	CONF.	ADJ CONF.
Average RPI Loss:	154	RECORD	PCT. RANK	GAMES	SCHEDULE	OF SCHEDULE	RPI	RPI	RPI	RPI
DIV. I ONLY	2- 12	313	2- 7	160	290	296	296	18	18	
DIV. I NON-CONF.	1- 9	318	1- 6	190	270	312	312	19	19	
-----										
TOTALS	RPI 1-25	RPI 26-50	W-L RECORDS	RPI 51-100	RPI 101-150	RPI 150+				
2- 12	0- 2	0- 0	OVERALL	0- 0	0- 4	2- 6				
1- 4	0- 0	0- 0	HOME	0- 0	0- 2	1- 2				
0- 8	0- 2	0- 0	AWAY	0- 0	0- 2	0- 4				
1- 0	0- 0	0- 0	NEUTRAL	0- 0	0- 0	1- 0				
1- 9	0- 2	0- 0	NON-CONFERENCE	0- 0	0- 2	1- 5				
0- 3	0- 0	0- 0	HOME	0- 0	0- 1	0- 2				
0- 6	0- 2	0- 0	AWAY	0- 0	0- 1	0- 3				
1- 0	0- 0	0- 0	NEUTRAL	0- 0	0- 0	1- 0				
1- 3	0- 0	0- 0	CONFERENCE	0- 0	0- 2	1- 1				
1- 1	0- 0	0- 0	HOME	0- 0	0- 1	1- 0				
0- 2	0- 0	0- 0	AWAY	0- 0	0- 1	0- 1				
0- 0	0- 0	0- 0	NEUTRAL	0- 0	0- 0	0- 0				

RPI	S	Opponent	Score	RPI	S	Opponent	Score	RPI	S	Opponent	Score	RPI	S	Opponent	Score	Team's RPI: 296
8	A	Texas	70	120								107	H	Northern Ill.	55	69
24	A	Arizona St.	42	74								110	H	Middle Tenn.	47	62
												123	A	Rice	52	83
												137	A	Texas St.	38	91
												165	A	Louisiana Tech	55	63
												179	H	UT Arlington	68	69
												186	H	North Dakota	47	60
												189	A	San Diego	69	78
												307	A	Cal St. Fullerton	46	55
												313	A	UTRGV	58	70
												317	H	Old Dominion	64	56
												345	N	Mississippi Val.	68	55
-----																
LAST 12 Division I GAMES:																
307	A	Cal St. Fullerton	46	55	317	H	Old Dominion	64	56							
189	A	San Diego	69	78	110	H	Middle Tenn.	47	62							
137	A	Texas St.	38	91	123	A	Rice	52	83							
313	A	UTRGV	58	70	165	A	Louisiana Tech	55	63							
345	N	Mississippi Val.	68	55	107	H	Northern Ill.	55	69							
186	H	North Dakota	47	60	8	A	Texas	70	120							

Non-Div I Games: Sul Ross St. 97 47 Tex. A&M-Commerce 60 69

UTSA

Average RPI Win:	169	WON-LOST	WINNING	LAST 10	STRENGTH OF	OPP. STRENGTH	TEAM	ADJ.	CONF.	ADJ CONF.
Average RPI Loss:	53	RECORD	PCT. RANK	GAMES	SCHEDULE	OF SCHEDULE	RPI	RPI	RPI	RPI
DIV. I ONLY	12- 5	69	6- 4	88	50	72	72	4	4	
DIV. I NON-CONF.	9- 2	35	5- 1	111	150	37	37	3	3	
-----										
TOTALS	RPI 1-25	RPI 26-50	W-L RECORDS	RPI 51-100	RPI 101-150	RPI 150+				
12- 5	0- 2	1- 1	OVERALL	2- 1	2- 1	7- 0				
8- 3	0- 2	1- 1	HOME	1- 0	0- 0	6- 0				
4- 2	0- 0	0- 0	AWAY	1- 1	2- 1	1- 0				
0- 0	0- 0	0- 0	NEUTRAL	0- 0	0- 0	0- 0				
9- 2	0- 0	1- 0	NON-CONFERENCE	1- 1	1- 1	6- 0				
7- 0	0- 0	1- 0	HOME	1- 0	0- 0	5- 0				
2- 2	0- 0	0- 0	AWAY	0- 1	1- 1	1- 0				
0- 0	0- 0	0- 0	NEUTRAL	0- 0	0- 0	0- 0				
3- 3	0- 2	0- 1	CONFERENCE	1- 0	1- 0	1- 0				
1- 3	0- 2	0- 1	HOME	0- 0	0- 0	1- 0				
2- 0	0- 0	0- 0	AWAY	1- 0	1- 0	0- 0				
0- 0	0- 0	0- 0	NEUTRAL	0- 0	0- 0	0- 0				

RPI 1-25				RPI 26-50				RPI 51-100 Team's RPI: 72				RPI 101+			
RPI	S	Opponent	Score	RPI	S	Opponent	Score	RPI	S	Opponent	Score	RPI	S	Opponent	Score
11	H	UCLA	74 81	34	H	Southern Cal i fornia	47 58	51	A	Washington St.	81 79	122	A	Washington	74 65
24	H	Ari zona St.	81 83	41	H	Purdue	81 68	63	H	Saint Mary's (CA)	74 63	130	A	BYU	68 77
								64	A	Al abama	60 65	132	A	Weber St.	85 58
												179	H	UT Ar lington	71 41
												182	H	Nevada	87 61
												192	H	Oral Roberts	71 50
												204	H	Pepperdi ne	89 65
												273	H	Incarnate Word	90 31
												286	H	Arizona	89 55
												298	A	Utah St.	79 44
-----															
LAST 12 Division I GAMES:															
24	H	Ari zona St.	81 83	34	H	Southern Cal i fornia	47 58	11	H	UCLA	74 81	51	A	Washington St.	81 79
286	H	Ari zona	89 55	11	H	UCLA	74 81	122	A	Washington	74 65	63	H	Saint Mary's (CA)	74 63
192	H	Oral Roberts	71 50	51	A	Washington St.	81 79	179	H	UT Ar lington	71 41				
298	A	Utah St.	79 44	122	A	Washington	74 65								
130	A	BYU	68 77	63	H	Saint Mary's (CA)	74 63								
204	H	Pepperdi ne	89 65	179	H	UT Ar lington	71 41								

Non-Div I Games:

Utah



Average RPI Win: 187

Average RPI Loss: 198

WON-LOST  
RECORDWINNING  
PCT. RANKLAST 10  
GAMESSTRENGTH OF  
SCHEDULEOPP. STRENGTH  
OF SCHEDULETEAM  
RPIADJ.  
RPICONF.  
RPIADJ CONF.  
RPIDIV. I ONLY  
DIV. I NON-CONF.

3- 13

306

3- 7

214

289

298

298

16

16

1- 9

318

1- 5

216

320

320

320

16

16

TOTALS

RPI 1-25

RPI 26-50

W-L RECORDS

RPI 51-100

RPI 101-150

RPI 150+

3- 13

0- 0

0- 0

OVERALL

0- 2

1- 1

2- 10

2- 4

0- 0

0- 0

HOME

0- 1

0- 1

2- 2

1- 7

0- 0

0- 0

AWAY

0- 0

1- 0

0- 7

0- 2

0- 0

0- 0

NEUTRAL

0- 1

0- 0

0- 1

1- 9

0- 0

0- 0

NON-CONFERENCE

0- 2

1- 0

0- 7

0- 3

0- 0

0- 0

HOME

0- 1

0- 0

0- 2

1- 4

0- 0

0- 0

AWAY

0- 0

1- 0

0- 4

0- 2

0- 0

0- 0

NEUTRAL

0- 1

0- 0

0- 1

2- 4

0- 0

0- 0

CONFERENCE

0- 0

0- 1

2- 3

2- 1

0- 0

0- 0

HOME

0- 0

0- 1

2- 0

0- 3

0- 0

0- 0

AWAY

0- 0

0- 0

0- 3

0- 0

0- 0

0- 0

NEUTRAL

0- 0

0- 0

0- 0

RPI 1-25

RPI 26-50

RPI 51-100

RPI 101+

Team's RPI: 298

RPI S Opponent Score

RPI S Opponent Score

RPI S Opponent Score

RPI S Opponent Score

72 H Utah 44 79

73 N Oregon St. 55 94

130 A BYU 76 69

133 H UNLV 54 63

153 A Idaho St. 44 64

174 A Colorado St. 45 56

182 H Nevada 79 57

193 A UC Irvine 84 87

196 A Fresno St. 56 57

212 H Denver 72 74

227 N Montana St. 52 64

249 H San Diego St. 62 58

259 A San Jose St. 66 79

286 H Arizona 49 65

295 A Southern Utah 67 70

303 A Utah Valley 43 61

LAST 12 Division I GAMES:

249	H	San Diego St.	62	58	182	H	Nevada	79	57
259	A	San Jose St.	66	79	174	A	Colorado St.	45	56
72	H	Utah	44	79	133	H	UNLV	54	63
212	H	Denver	72	74	196	A	Fresno St.	56	57
303	A	Utah Valley	43	61	73	N	Oregon St.	55	94
130	A	BYU	76	69	227	N	Montana St.	52	64

Non-Div I Games: Dixie St. 92 72

Utah St.

Average RPI Win: 285  
Average RPI Loss: 196

WON-LOST  
RECORD

WINNING  
PCT. RANK

LAST 10  
GAMES

STRENGTH OF  
SCHEDULE

OPP. STRENGTH  
OF SCHEDULE

TEAM  
RPI

ADJ.  
RPI

CONF.  
RPI

ADJ CONF.  
RPI

DIV. I ONLY	6- 10	236	5- 4	337	276	303	303	30	30
DIV. I NON-CONF.	4- 9	249	4- 4	322	304	327	327	30	30
-----									
TOTALS	RPI 1-25	RPI 26-50	W-L RECORDS	RPI 51-100	RPI 101-150	RPI 150+			
6- 10	0- 0	0- 0	OVERALL	0- 1	0- 2	6- 7			
4- 2	0- 0	0- 0	HOME	0- 0	0- 0	4- 2			
2- 8	0- 0	0- 0	AWAY	0- 0	0- 0	2- 1			
0- 0	0- 0	0- 0	NEUTRAL	0- 0	0- 0	0- 0			
4- 9	0- 0	0- 0	NON-CONFERENCE	0- 1	0- 2	4- 6			
4- 2	0- 0	0- 0	HOME	0- 0	0- 0	4- 2			
0- 7	0- 0	0- 0	AWAY	0- 1	0- 2	0- 4			
0- 0	0- 0	0- 0	NEUTRAL	0- 0	0- 0	0- 0			
2- 1	0- 0	0- 0	CONFERENCE	0- 0	0- 0	2- 1			
0- 0	0- 0	0- 0	HOME	0- 0	0- 0	0- 0			
2- 1	0- 0	0- 0	AWAY	0- 0	0- 0	2- 1			
0- 0	0- 0	0- 0	NEUTRAL	0- 0	0- 0	0- 0			

RPI 1-25				RPI 26-50				RPI 51-100				RPI 101+				Team's RPI: 303	
RPI	S	Opponent	Score	RPI	S	Opponent	Score	RPI	S	Opponent	Score	RPI	S	Opponent	Score		
								73	A	Oregon St.	41	98	130	A	BYU	54	75
												132	A	Weber St.	57	75	
												153	H	Idaho St.	58	70	
												193	H	Cal Poly	89	70	
												201	A	Eastern Wash.	41	61	
												204	A	Pepperdine	44	71	
												212	A	Denver	53	72	
												220	A	CSU Bakersfield	58	63	
												278	A	UMKC	66	59	
												295	H	Southern Utah	69	61	
												298	H	Utah St.	61	43	
												307	H	Cal St. Fullerton	36	73	
												310	H	Air Force	59	56	
												323	A	Portland	64	71	
												333	A	Chicago St.	68	30	
LAST 12 Division I GAMES:																	
307	H	Cal St. Fullerton	36	73	333	A	Chicago St.	68	30								
193	H	Cal Poly	89	70	278	A	UMKC	66	59								
153	H	Idaho St.	58	70	220	A	CSU Bakersfield	58	63								
298	H	Utah St.	61	43	212	A	Denver	53	72								
310	H	Air Force	59	56	295	H	Southern Utah	69	61								
204	A	Pepperdine	44	71	201	A	Eastern Wash.	41	61								

Non-Div I Games: Dixie St. 72 63 Antelope Valley 78 54

Utah Valley

Loss, Non-Conf, S Site, H Home A Away N Neutral

V  
C  
U

V  
C  
U

VCU

Average RPI Loss: 130

DIV. I ONLY	7- 7	165	5- 4	333	189	246	246	23	23
DIV. I NON-CONF.	5- 4	146	4- 2	339	191	238	238	20	20
TOTALS	RPI 1-25	RPI 26-50	W-L RECORDS	RPI 51-100	RPI 101-150	RPI 150+			
7- 7	0- 0	0- 1	OVERALL	0- 0	0- 4	7- 2			
5- 1	0- 0	0- 0	HOME	0- 0	0- 0	5- 1			
2- 6	0- 0	0- 0	AWAY	0- 0	0- 0	2- 0			
0- 0	0- 0	0- 0	NEUTRAL	0- 0	0- 0	0- 0			
5- 4	0- 0	0- 1	NON-CONFERENCE	0- 0	0- 3	5- 0			
3- 0	0- 0	0- 0	HOME	0- 0	0- 0	3- 0			
2- 4	0- 0	0- 1	AWAY	0- 0	0- 3	2- 0			
0- 0	0- 0	0- 0	NEUTRAL	0- 0	0- 0	0- 0			
2- 3	0- 0	0- 0	CONFERENCE	0- 0	0- 1	2- 2			
2- 1	0- 0	0- 0	HOME	0- 0	0- 0	2- 1			
0- 2	0- 0	0- 0	AWAY	0- 0	0- 1	0- 1			
0- 0	0- 0	0- 0	NEUTRAL	0- 0	0- 0	0- 0			

RPI 1-25				RPI 26-50				RPI 51-100				RPI 101+				Team's RPI: 246	
RPI	S	Opponent	Score	RPI	S	Opponent	Score	RPI	S	Opponent	Score	RPI	S	Opponent	Score		
				41	A	Purdue	49 95					120	A	Miami (OH)	68 77		
												124	A	Drake	50 86		
												128	A	Liberty	40 61		
												131	A	Bowling Green	77 90		
												175	H	Bradley	69 88		
												188	A	UNI	56 77		
												242	H	Grand Canyon	80 75		
												247	H	Illinois St.	56 50		
												280	H	Loyola Chicago	76 60		
												294	H	Fort Wayne	68 50		
												333	H	Chicago St.	71 60		
												335	A	Eastern Ill.	76 67		
												348	A	Longwood	81 68		
LAST 12 Division I GAMES:																	
				124	A	Drake	50 86	280	H	Loyola Chicago	76 60						
				294	H	Fort Wayne	68 50	175	H	Bradley	69 88						
				335	A	Eastern Ill.	76 67	247	H	Illinois St.	56 50						
				333	H	Chicago St.	71 60	188	A	UNI	56 77						
				41	A	Purdue	49 95	128	A	Liberty	40 61						
				348	A	Longwood	81 68	131	A	Bowling Green	77 90						

Val parai so

Average RPI	Win:	162	WON-LOST	WINNING	LAST 10	STRENGTH OF	OPP. STRENGTH	TEAM	ADJ.	CONF.	ADJ CONF.
Average RPI	Loss:	63	RECORD	PCT. RANK	GAMES	SCHEDULE	OF SCHEDULE	RPI	RPI	RPI	RPI
DIV. I ONLY		4- 14	297	2- 8	10	27	127	127	2	2	
DIV. I NON-CONF.		4- 10	266	3- 5	31	31	150	150	2	2	
-----											
TOTALS	RPI 1-25		RPI 26-50		W-L RECORDS		RPI 51-100		RPI 101-150		RPI 150+
4- 14	0- 5		0- 4		OVERALL		0- 1		2- 2		2- 2
2- 7	0- 2		0- 2		HOME		0- 1		0- 1		2- 1
2- 5	0- 2		0- 2		AWAY		0- 0		2- 1		0- 0
0- 2	0- 1		0- 0		NEUTRAL		0- 0		0- 0		0- 1
4- 10	0- 2		0- 3		NON-CONFERENCE		0- 1		2- 2		2- 2
2- 5	0- 0		0- 2		HOME		0- 1		0- 1		2- 1
2- 3	0- 1		0- 1		AWAY		0- 0		2- 1		0- 0
0- 2	0- 1		0- 0		NEUTRAL		0- 0		0- 0		0- 1
0- 4	0- 3		0- 1		CONFERENCE		0- 0		0- 0		0- 0
0- 2	0- 2		0- 0		HOME		0- 0		0- 0		0- 0
0- 2	0- 1		0- 1		AWAY		0- 0		0- 0		0- 0
0- 0	0- 0		0- 0		NEUTRAL		0- 0		0- 0		0- 0

RPI	S	Opponent	Score	RPI	S	Opponent	Score	RPI	S	Opponent	Score	RPI	S	Opponent	Score	Team's RPI: 127
4	A	Louisville	57 79	27	H	NC State	72 83	71	H	Belmont	74 111	102	A	George Washington	69 59	
9	A	Tennessee	73 86	40	H	Ball St.	79 88					110	H	Middle Tenn.	54 65	
15	H	Missouri	70 81	45	A	Central Mich.	75 92					121	A	Saint Louis	74 69	
20	N	Syracuse	78 84	49	A	LSU	65 85					125	A	Tulane	59 71	
21	H	Georgia	52 81									157	H	Memphis	60 71	
												160	H	Iowa St.	77 74	
												190	N	Wisconsin	71 73	
												264	H	Lipscomb	92 82	
-----																
LAST 12 Division I GAMES:																
264	H	Lipscomb	92 82	15	H	Missouri	70 81									
71	H	Belmont	74 111	9	A	Tennessee	73 86									
27	H	NC State	72 83	21	H	Georgia	52 81									
157	H	Memphis	60 71	49	A	LSU	65 85									
4	A	Louisville	57 79	121	A	Saint Louis	74 69									
160	H	Iowa St.	77 74	190	N	Wisconsin	71 73									

Non-Div I Games:

Vanderbilt

V  
e  
r  
m  
o  
n  
t

Vermont				Through Games Of Jan. 14, 2018							
Average RPI	Win:	306	WON-LOST	WINNING	LAST 10	STRENGTH OF	OPP. STRENGTH	TEAM	ADJ.	CONF.	ADJ CONF.
Average RPI	Loss:	175	RECORD	PCT. RANK	GAMES	SCHEDULE	OF SCHEDULE	RPI	RPI	RPI	RPI
DIV. I ONLY		4- 11	282	3- 7	320	235	322	322	20	20	
DIV. I NON-CONF.		2- 10	300	1- 8	272	149	334	334	23	23	
-----											
TOTALS		RPI 1-25		RPI 26-50	W-L RECORDS		RPI 51-100	RPI 101-150		RPI 150+	
4- 11		0- 0		0- 0	OVERALL		0- 4	0- 0		4- 7	
3- 5		0- 0		0- 0	HOME		0- 2	0- 0		3- 3	
1- 6		0- 0		0- 0	AWAY		0- 0	0- 0		1- 0	
0- 0		0- 0		0- 0	NEUTRAL		0- 0	0- 0		0- 0	
2- 10		0- 0		0- 0	NON-CONFERENCE		0- 4	0- 0		2- 6	
2- 5		0- 0		0- 0	HOME		0- 2	0- 0		2- 3	
0- 5		0- 0		0- 0	AWAY		0- 2	0- 0		0- 3	
0- 0		0- 0		0- 0	NEUTRAL		0- 0	0- 0		0- 0	
2- 1		0- 0		0- 0	CONFERENCE		0- 0	0- 0		2- 1	
1- 0		0- 0		0- 0	HOME		0- 0	0- 0		1- 0	
1- 1		0- 0		0- 0	AWAY		0- 0	0- 0		1- 1	
0- 0		0- 0		0- 0	NEUTRAL		0- 0	0- 0		0- 0	

RPI 1-25				RPI 26-50				RPI 51-100				RPI 101+ Team's RPI: 322					
RPI	S	Opponent	Score	RPI	S	Opponent	Score	RPI	S	Opponent	Score	RPI	S	Opponent	Score		
								68	H	American	62	64	181	H	Columbia	66	73
								76	A	Miami (FL)	49	73	183	H	Boston U.	41	57
								87	H	James Madison	56	68	203	H	Northeastern	66	71
								99	A	Dartmouth	56	66	233	A	Holy Cross	53	64
													236	A	Stony Brook	57	80
													238	H	Howard	88	65
													276	A	Rider	49	64
													288	A	FIU	70	80
													293	H	Central Conn. St.	62	48
													344	A	UMBC	72	58
													349	H	UMass Lowell	63	55
LAST 12 Division I GAMES:																	
293	H	Central Conn. St.	62	48	236	A	Stony Brook	57	80								
203	H	Northeastern	66	71	344	A	UMBC	72	58								
233	A	Holy Cross	53	64	349	H	UMass Lowell	63	55								
183	H	Boston U.	41	57	288	A	FIU	70	80								
276	A	Rider	49	64	68	H	American	62	64								
87	H	James Madison	56	68	181	H	Columbia	66	73								

Non-Div I Games:      Norwich      75    31

Vermont

V  
e  
r  
m  
o  
n  
t

Average RPI Win:	130	WON-LOST	WINNING	LAST 10	STRENGTH OF	OPP. STRENGTH	TEAM	ADJ.	CONF.	ADJ CONF.
Average RPI Loss:	55	RECORD	PCT. RANK	GAMES	SCHEDULE	OF SCHEDULE	RPI	RPI	RPI	RPI
DIV. I ONLY	14- 3	24	7- 3	37	40	13	13	6	6	
DIV. I NON-CONF.	10- 0	1	5- 0	11	92	3	3	5	5	
-----										
TOTALS	RPI 1-25	RPI 26-50	W-L RECORDS	RPI 51-100	RPI 101-150	RPI 150+				
14- 3	1- 0	1- 1	OVERALL	4- 2	1- 0	7- 0				
3- 1	1- 0	0- 0	HOME	0- 1	1- 0	1- 0				
8- 2	0- 0	1- 1	AWAY	2- 1	0- 0	5- 0				
3- 0	0- 0	0- 0	NEUTRAL	2- 0	0- 0	1- 0				
10- 0	1- 0	1- 0	NON-CONFERENCE	3- 0	0- 0	5- 0				
2- 0	1- 0	0- 0	HOME	0- 0	0- 0	1- 0				
5- 0	0- 0	1- 0	AWAY	1- 0	0- 0	3- 0				
3- 0	0- 0	0- 0	NEUTRAL	2- 0	0- 0	1- 0				
4- 3	0- 0	0- 1	CONFERENCE	1- 2	1- 0	2- 0				
1- 1	0- 0	0- 0	HOME	0- 1	1- 0	0- 0				
3- 2	0- 0	0- 1	AWAY	1- 1	0- 0	2- 0				
0- 0	0- 0	0- 0	NEUTRAL	0- 0	0- 0	0- 0				

RPI	S	Opponent	Score	RPI	S	Opponent	Score	RPI	S	Opponent	Score	RPI	S	Opponent	Score
19	H	Duke	64 55	31	A	St. John's (NY)	64 70	55	A	Creighton	54 69	135	H	Xavier	75 57
				47	A	Princeton	62 59	68	N	American	65 60	156	H	Saint Joseph's	79 44
								78	H	Butler	53 76	158	A	Temple	69 65
								87	N	James Madison	60 57	161	A	Providence	63 55
								91	A	Hartford	71 53	169	A	Georgetown	60 58
								98	A	Seton Hall	67 59	172	N	Lehigh	62 42
												187	A	La Salle	76 49
												272	A	Fairfield	73 44
-----															
LAST 12 Division I GAMES:															
78	H	Butler	53 76	31	A	St. John's (NY)	64 70	135	H	Xavier	75 57	156	H	Saint Joseph's	79 44
161	A	Providence	63 55	98	A	Seton Hall	67 59	169	A	Georgetown	60 58	172	N	Lehigh	62 42
55	A	Creighton	54 69	169	A	Georgetown	60 58	187	A	La Salle	76 49	272	A	Fairfield	73 44
187	A	La Salle	76 49	135	H	Xavier	75 57								
158	A	Temple	69 65	156	H	Saint Joseph's	79 44								
272	A	Fairfield	73 44	47	A	Princeton	62 59								

Non-Div I Games:

Villanova

Average RPI Win:	139	WON-LOST	WINNING	LAST 10	STRENGTH OF	OPP. STRENGTH	TEAM	ADJ.	CONF.	ADJ CONF.
Average RPI Loss:	34	RECORD	PCT. RANK	GAMES	SCHEDULE	OF SCHEDULE	RPI	RPI	RPI	RPI

DIV. I ONLY	12- 7	103	8- 2	18	16	44	44	1	1
DIV. I NON-CONF.	7- 6	165	4- 2	26	18	78	78	1	1
-----									
TOTALS	RPI 1-25	RPI 26-50	W-L RECORDS	RPI 51-100	RPI 101-150	RPI 150+			
12- 7	1- 4	1- 1	OVERALL	2- 2	3- 0	5- 0			
8- 3	1- 1	0- 1	HOME	0- 1	3- 0	4- 0			
2- 4	0- 3	1- 0	AWAY	0- 1	0- 0	1- 0			
2- 0	0- 0	0- 0	NEUTRAL	2- 0	0- 0	0- 0			
7- 6	0- 3	0- 1	NON-CONFERENCE	2- 2	2- 0	3- 0			
5- 3	0- 1	0- 1	HOME	0- 1	2- 0	3- 0			
0- 3	0- 2	0- 0	AWAY	0- 1	0- 0	0- 0			
2- 0	0- 0	0- 0	NEUTRAL	2- 0	0- 0	0- 0			
5- 1	1- 1	1- 0	CONFERENCE	0- 0	1- 0	2- 0			
3- 0	1- 0	0- 0	HOME	0- 0	1- 0	1- 0			
2- 1	0- 1	1- 0	AWAY	0- 0	0- 0	1- 0			
0- 0	0- 0	0- 0	NEUTRAL	0- 0	0- 0	0- 0			

RPI 1-25					RPI 26-50					Team's RPI: 44					RPI 51-100					RPI 101+				
RPI	S	Opponent	Score		RPI	S	Opponent	Score		RPI	S	Opponent	Score		RPI	S	Opponent	Score						
3	A	Mississippi St.	53	68	27	A	NC State	73	63	69	H	Duquesne	63	74	101	H	Harvard	50	48					
10	A	Rutgers	43	52	37	H	Maryland	59	60	75	N	Indiana	82	72	126	H	Clemson	70	41					
19	A	Duke	48	55						77	A	Dayton	46	61	138	H	Hampton	66	62					
20	H	Syracuse	68	63						85	N	Ohio	77	59	163	H	Pittsburgh	62	50					
21	H	Georgia	61	64											171	A	Boston College	68	57					



Average RPI Win:	175	WON-LOST	WINNING	LAST 10	STRENGTH OF	OPP. STRENGTH	TEAM	ADJ.	CONF.	ADJ CONF.
Average RPI Loss:	29	RECORD	PCT. RANK	GAMES	SCHEDULE	OF SCHEDULE	RPI	RPI	RPI	RPI
DIV. I ONLY	13- 5	61	7- 3	62	52	54	54	1	1	
DIV. I NON-CONF.	11- 2	24	6- 1	152	107	49	49	1	1	
-----										
TOTALS	RPI 1-25	RPI 26-50	W-L RECORDS	RPI 51-100	RPI 101-150	RPI 150+				
13- 5	0- 2	0- 2	OVERALL	3- 1	3- 0	7- 0				
9- 1	0- 0	0- 1	HOME	1- 0	2- 0	6- 0				
3- 2	0- 2	0- 0	AWAY	1- 0	1- 0	1- 0				
1- 2	0- 0	0- 1	NEUTRAL	1- 1	0- 0	0- 0				
11- 2	0- 0	0- 1	NON-CONFERENCE	3- 1	3- 0	5- 0				
7- 0	0- 0	0- 0	HOME	1- 0	2- 0	4- 0				
3- 0	0- 0	0- 0	AWAY	1- 0	1- 0	1- 0				
1- 2	0- 0	0- 1	NEUTRAL	1- 1	0- 0	0- 0				
2- 3	0- 2	0- 1	CONFERENCE	0- 0	0- 0	2- 0				
2- 1	0- 0	0- 1	HOME	0- 0	0- 0	2- 0				
0- 2	0- 2	0- 0	AWAY	0- 0	0- 0	0- 0				
0- 0	0- 0	0- 0	NEUTRAL	0- 0	0- 0	0- 0				

RPI 1-25				RPI 26-50				RPI 51-100				Team's RPI : 54				RPI 101+			
RPI	S	Opponent	Score	RPI	S	Opponent	Score	RPI	S	Opponent	Score	RPI	S	Opponent	Score	RPI	S	Opponent	Score
4	A	Louisville	56 67	27	H	NC State	51 68	52	H	UCF	86 69	109	H	Auburn	72 63				
6	A	Florida St.	62 107	32	N	West Virginia	61 79	60	N	Drexel	79 67	112	H	High Point	86 63				
								78	N	Butler	77 79	141	A	Illinois	96 49				
								95	A	Chattanooga	64 44	163	H	Pittsburgh	89 66				
												171	H	Boston College	89 58				
												210	H	Radford	68 42				
												260	A	Monmouth	84 34				
												281	H	UMES	90 52				
												311	H	USC Upstate	87 56				
												315	H	Wagner	99 32				
LAST 12 Division I GAMES:																			
27	H	NC State	51 68	6	A	Florida St.	62 107	163	H	Pittsburgh	89 66	4	A	Louisville	56 67				
112	H	High Point	86 63					171	H	Boston College	89 58	141	A	Illinois	96 49				
260	A	Monmouth	84 34					32	N	West Virginia	61 79								
95	A	Chattanooga	64 44																
281	H	UMES	90 52																
210	H	Radford	68 42																

Non-Div I Games:

Virginia Tech

Average RPI Win:	324	WON-LOST	WINNING	LAST 10	STRENGTH OF	OPP. STRENGTH	TEAM	ADJ.	CONF.	ADJ CONF.
Average RPI Loss:	182	RECORD	PCT. RANK	GAMES	SCHEDULE	OF SCHEDULE	RPI	RPI	RPI	RPI
DIV. I ONLY	2- 13	317	2- 8	234	300	315	315	28	28	
DIV. I NON-CONF.	1- 9	318	1- 5	98	290	292	292	28	28	
-----										
TOTALS	RPI 1-25	RPI 26-50	W-L RECORDS	RPI 51-100	RPI 101-150	RPI 150+				
2- 13	0- 0	0- 2	OVERALL	0- 2	0- 1	2- 8				
1- 4	0- 0	0- 1	HOME	0- 0	0- 1	1- 2				
1- 9	0- 0	0- 1	AWAY	0- 2	0- 0	1- 6				
0- 0	0- 0	0- 0	NEUTRAL	0- 0	0- 0	0- 0				
1- 9	0- 0	0- 2	NON-CONFERENCE	0- 2	0- 1	1- 4				
1- 2	0- 0	0- 1	HOME	0- 0	0- 1	1- 0				
0- 7	0- 0	0- 1	AWAY	0- 2	0- 0	0- 4				
0- 0	0- 0	0- 0	NEUTRAL	0- 0	0- 0	0- 0				
1- 4	0- 0	0- 0	CONFERENCE	0- 0	0- 0	1- 4				
0- 2	0- 0	0- 0	HOME	0- 0	0- 0	0- 2				
1- 2	0- 0	0- 0	AWAY	0- 0	0- 0	1- 2				
0- 0	0- 0	0- 0	NEUTRAL	0- 0	0- 0	0- 0				

RPI	S	Opponent	Score	RPI	S	Opponent	Score	RPI	S	Opponent	Score	RPI	S	Opponent	Score	Team's RPI: 315
47	H	Princeton	37 58	54	A	Virginia Tech	32 99	139	H	New Hampshire	53 65	158	A	Temple	36 70	
50	A	Albany (NY)	44 89	87	A	James Madison	45 68	236	A	Stony Brook	50 69	240	H	Sacred Heart	55 72	
								243	A	Lafayette	52 70	252	A	LIU Brooklyn	69 74	
								279	A	Towson	42 64	292	H	Fairleigh Dickinson	64 74	
								293	A	Central Conn. St.	56 59	300	A	Bryant	75 66	
								348	H	Longwood	60 43					
-----																
LAST 12 Division I GAMES:																
300	A	Bryant	75 66	252	A	LIU Brooklyn	69 74	240	H	Sacred Heart	55 72	292	H	Fairleigh Dickinson	64 74	
243	A	Lafayette	52 70	240	H	Sacred Heart	55 72	293	A	Central Conn. St.	56 59	50	A	Albany (NY)	44 89	
47	H	Princeton	37 58	292	H	Fairleigh Dickinson	64 74	50	A	Albany (NY)	44 89	139	H	New Hampshire	53 65	
348	H	Longwood	60 43	293	A	Central Conn. St.	56 59									
279	A	Towson	42 64	50	A	Albany (NY)	44 89									
236	A	Stony Brook	50 69	139	H	New Hampshire	53 65									

Non-Div I Games: Staten Island 63 58

Wagner

Average RPI Win:	195	WON-LOST	WINNING	LAST 10	STRENGTH OF	OPP. STRENGTH	TEAM	ADJ.	CONF.	ADJ CONF.
Average RPI Loss:	70	RECORD	PCT. RANK	GAMES	SCHEDULE	OF SCHEDULE	RPI	RPI	RPI	RPI
DIV. I ONLY	10- 8	144	7- 3	77	53	103	103	1	1	
DIV. I NON-CONF.	8- 5	111	6- 1	202	110	130	130	1	1	
-----										
TOTALS	RPI 1-25	RPI 26-50	W-L RECORDS	RPI 51-100	RPI 101-150	RPI 150+				
10- 8	0- 3	0- 0	OVERALL	2- 4	1- 0	7- 1				
5- 4	0- 2	0- 0	HOME	1- 2	0- 0	4- 0				
5- 2	0- 1	0- 0	AWAY	1- 1	1- 0	3- 0				
0- 2	0- 0	0- 0	NEUTRAL	0- 1	0- 0	0- 1				
8- 5	0- 1	0- 0	NON-CONFERENCE	1- 3	1- 0	6- 1				
5- 1	0- 0	0- 0	HOME	1- 1	0- 0	4- 0				
3- 2	0- 1	0- 0	AWAY	0- 1	1- 0	2- 0				
0- 2	0- 0	0- 0	NEUTRAL	0- 1	0- 0	0- 1				
2- 3	0- 2	0- 0	CONFERENCE	1- 1	0- 0	1- 0				
0- 3	0- 2	0- 0	HOME	0- 1	0- 0	0- 0				
2- 0	0- 0	0- 0	AWAY	1- 0	0- 0	1- 0				
0- 0	0- 0	0- 0	NEUTRAL	0- 0	0- 0	0- 0				

RPI 1-25				RPI 26-50				RPI 51-100				RPI 101+				Team's RPI: 103
RPI	S	Opponent	Score	RPI	S	Opponent	Score	RPI	S	Opponent	Score	RPI	S	Opponent	Score	
2	H	Notre Dame	73 96					53	N	Minnesota	81 93	135	A	Xavier	62 57	
10	A	Rutgers	51 65					76	A	Miami (FL)	61 50	163	A	Pittsburgh	58 49	
19	H	Duke	67 80					82	H	North Carolina	76 79	195	H	Charlotte	71 69	
								83	A	Penn St.	58 68	215	N	Hofstra	66 69	
								86	H	Elon	53 51	228	A	Col. of Charleston	77 40	
								98	H	Seton Hall	57 67	232	A	Richmond	85 81	
												271	H	Texas Southern	73 56	
												281	H	UMES	92 50	
												282	H	Appalachian St.	78 49	
-----																
LAST 12 Division I GAMES:																
2	H	Notre Dame	73 96	82	H	North Carolina	76 79									
228	A	Col. of Charleston	77 40	19	H	Duke	67 80									
195	H	Charlotte	71 69	76	A	Miami (FL)	61 50									
281	H	UMES	92 50	163	A	Pittsburgh	58 49									
282	H	Appalachian St.	78 49	86	H	Elon	53 51									
135	A	Xavier	62 57	83	A	Penn St.	58 68									

Non-Div I Games:

Wake Forest

Average RPI	Win: 195	WON-LOST RECORD	WINNING PCT. RANK	LAST 10 GAMES	STRENGTH OF SCHEDULE	OPP. STRENGTH OF SCHEDULE	TEAM RPI	ADJ. RPI	CONF. RPI	ADJ CONF. RPI
Average RPI	Loss: 68									
DIV. I ONLY	6- 11	256	2- 8	24	44	122	122	4	4	
DIV. I NON-CONF.	6- 5	153	4- 2	71	84	107	107	3	3	
-----										
TOTALS	RPI 1-25	RPI 26-50	W-L RECORDS	RPI 51-100	RPI 101-150	RPI 150+				
6- 11	0- 4	0- 1	OVERALL	1- 3	1- 1	4- 2				
4- 3	0- 0	0- 0	HOME	0- 1	1- 1	3- 1				
1- 6	0- 3	0- 1	AWAY	0- 1	0- 0	1- 1				
1- 2	0- 1	0- 0	NEUTRAL	1- 1	0- 0	0- 0				
6- 5	0- 2	0- 0	NON-CONFERENCE	1- 1	1- 0	4- 2				
4- 1	0- 0	0- 0	HOME	0- 0	1- 0	3- 1				
1- 2	0- 1	0- 0	AWAY	0- 0	0- 0	1- 1				
1- 2	0- 1	0- 0	NEUTRAL	1- 1	0- 0	0- 0				
0- 6	0- 2	0- 1	CONFERENCE	0- 2	0- 1	0- 0				
0- 2	0- 0	0- 0	HOME	0- 1	0- 1	0- 0				
0- 4	0- 2	0- 1	AWAY	0- 1	0- 0	0- 0				
0- 0	0- 0	0- 0	NEUTRAL	0- 0	0- 0	0- 0				

RPI 1-25					RPI 26-50					RPI 51-100					RPI 101+					Team's RPI: 122	
RPI	S	Opponent	Score		RPI	S	Opponent	Score		RPI	S	Opponent	Score		RPI	S	Opponent	Score			
5	A	Ohio St.	76	85	30	A	Stanford	45	71	55	N	Creighton	67	64	113	H	Colorado	61	66		
7	A	Oregon	83	94						72	H	Utah	65	74	130	H	BYU	80	72		
8	N	Texas	68	92						73	A	Oregon St.	63	75	153	H	Idaho St.	59	79		
23	A	Cal i forni a	60	69						82	N	North Carol i na	78	90	177	A	Boi se St.	62	85		

Non-Di v I Games:

Washi ngton

Average RPI Win:	122	WON-LOST	WINNING	LAST 10	STRENGTH OF	OPP. STRENGTH	TEAM	ADJ.	CONF.	ADJ CONF.
Average RPI Loss:	51	RECORD	PCT. RANK	GAMES	SCHEDULE	OF SCHEDULE	RPI	RPI	RPI	RPI
DIV. I ONLY	8- 10	203	4- 6	6	34	51	51	4	4	
DIV. I NON-CONF.	7- 5	132	5- 1	8	50	34	34	3	3	
-----										
TOTALS	RPI 1-25	RPI 26-50	W-L RECORDS	RPI 51-100	RPI 101-150	RPI 150+				
8- 10	1- 3	0- 1	OVERALL	1- 6	3- 0	3- 0				
3- 3	0- 0	0- 0	HOME	0- 3	2- 0	1- 0				
3- 6	0- 2	0- 1	AWAY	1- 3	0- 0	2- 0				
2- 1	1- 1	0- 0	NEUTRAL	0- 0	1- 0	0- 0				
7- 5	1- 1	0- 0	NON-CONFERENCE	1- 4	2- 0	3- 0				
2- 2	0- 0	0- 0	HOME	0- 2	1- 0	1- 0				
3- 2	0- 0	0- 0	AWAY	1- 2	0- 0	2- 0				
2- 1	1- 1	0- 0	NEUTRAL	0- 0	1- 0	0- 0				
1- 5	0- 2	0- 1	CONFERENCE	0- 2	1- 0	0- 0				
1- 1	0- 0	0- 0	HOME	0- 1	1- 0	0- 0				
0- 4	0- 2	0- 1	AWAY	0- 1	0- 0	0- 0				
0- 0	0- 0	0- 0	NEUTRAL	0- 0	0- 0	0- 0				

RPI 1-25				RPI 26-50				RPI 51-100				RPI 101+			
RPI	S	Opponent	Score	RPI	S	Opponent	Score	RPI	S	Opponent	Score	RPI	S	Opponent	Score
7	A	Oregon	56 89	30	A	Stanford	57 70	56	A	UC Davis	76 91	113	H	Colorado	89 75
10	N	Rutgers	63 60					63	A	Saint Mary's (CA)	75 81	121	H	Saint Louis	85 63
22	N	South Fla.	45 82					65	H	Gonzaga	56 64	143	N	ETSU	80 76
23	A	Cal i forni a	60 66					72	H	Utah	79 81	153	H	Idaho St.	72 55
								73	A	Oregon St.	53 71	177	A	Boise St.	61 53
								81	A	Nebraska	73 61	180	A	San Franci sco	74 70
								94	H	Kentucky	68 73				
-----															
LAST 12 Division I GAMES:															
73	A	Oregon St.	53 71	23	A	Cal i forni a	60 66								
7	A	Oregon	56 89	30	A	Stanford	57 70								
81	A	Nebraska	73 61	72	H	Utah	79 81								
177	A	Boise St.	61 53	113	H	Colorado	89 75								
65	H	Gonzaga	56 64	153	H	Idaho St.	72 55								
121	H	Saint Louis	85 63	10	N	Rutgers	63 60								

Non-Div I Games:

Washington St.

Average RPI Win:	232	WON-LOST	WINNING	LAST 10	STRENGTH OF	OPP. STRENGTH	TEAM	ADJ.	CONF.	ADJ CONF.
Average RPI Loss:	150	RECORD	PCT. RANK	GAMES	SCHEDULE	OF SCHEDULE	RPI	RPI	RPI	RPI
DIV. I ONLY	10- 4	67	7- 3	309	164	132	132	19	19	
DIV. I NON-CONF.	6- 3	87	5- 2	321	148	185	185	15	15	
-----										
TOTALS	RPI 1-25	RPI 26-50	W-L RECORDS	RPI 51-100	RPI 101-150	RPI 150+				
10- 4	0- 1	1- 0	OVERALL	0- 1	0- 0	9- 2				
6- 1	0- 0	1- 0	HOME	0- 1	0- 0	5- 0				
4- 3	0- 1	0- 0	AWAY	0- 0	0- 0	4- 2				
0- 0	0- 0	0- 0	NEUTRAL	0- 0	0- 0	0- 0				
6- 3	0- 1	0- 0	NON-CONFERENCE	0- 1	0- 0	6- 1				
4- 1	0- 0	0- 0	HOME	0- 1	0- 0	4- 0				
2- 2	0- 1	0- 0	AWAY	0- 0	0- 0	2- 1				
0- 0	0- 0	0- 0	NEUTRAL	0- 0	0- 0	0- 0				
4- 1	0- 0	1- 0	CONFERENCE	0- 0	0- 0	3- 1				
2- 0	0- 0	1- 0	HOME	0- 0	0- 0	1- 0				
2- 1	0- 0	0- 0	AWAY	0- 0	0- 0	2- 1				
0- 0	0- 0	0- 0	NEUTRAL	0- 0	0- 0	0- 0				

RPI 1-25				RPI 26-50				RPI 51-100				RPI 101+				Team's RPI: 132
RPI	S	Opponent	Score	RPI	S	Opponent	Score	RPI	S	Opponent	Score	RPI	S	Opponent	Score	
7	A	Oregon	87 114	38	H	Northern Colo.	82 73	72	H	Utah	58 85	153	A	Idaho St.	76 70	
												186	H	North Dakota	80 69	
												196	A	Fresno St.	78 81	
												204	H	Pepperdine	71 61	
												235	A	CSUN	64 61	
												273	H	Incarnate Word	79 55	
												295	A	Southern Utah	77 64	
												303	H	Utah Valley	75 57	
												310	H	Air Force	62 52	
												323	A	Portland	91 70	
												324	A	Northern Ariz.	75 76	
-----																
LAST 12 Division I GAMES:																
153	A	Idaho St.	76 70	186	H	North Dakota	80 69									
196	A	Fresno St.	78 81	38	H	Northern Colo.	82 73									
323	A	Portland	91 70	295	A	Southern Utah	77 64									
310	H	Air Force	62 52	324	A	Northern Ariz.	75 76									
204	H	Pepperdine	71 61	235	A	CSUN	64 61									
7	A	Oregon	87 114	273	H	Incarnate Word	79 55									

Non-Div I Games: Westminster (UT) 64 58 Antelope Valley 80 70

Weber St.

Average RPI	Win:	162	WON-LOST	WINNING	LAST 10	STRENGTH OF	OPP. STRENGTH	TEAM	ADJ.	CONF.	ADJ CONF.
Average RPI	Loss:	45	RECORD	PCT. RANK	GAMES	SCHEDULE	OF SCHEDULE	RPI	RPI	RPI	RPI
DIV. I ONLY		15- 3		19	7- 3	53	79	32	32	5	5
DIV. I NON-CONF.		12- 0		1	6- 0	148	135	19	19	6	6
-----											
TOTALS	RPI 1-25		RPI 26-50		W-L RECORDS	RPI 51-100		RPI 101-150		RPI 150+	
15- 3	1- 1		0- 0		OVERALL	5- 2		0- 0		9- 0	
8- 2	0- 0		0- 0		HOME	0- 2		0- 0		8- 0	
3- 1	1- 1		0- 0		AWAY	2- 0		0- 0		0- 0	
4- 0	0- 0		0- 0		NEUTRAL	3- 0		0- 0		1- 0	
12- 0	1- 0		0- 0		NON-CONFERENCE	3- 0		0- 0		8- 0	
7- 0	0- 0		0- 0		HOME	0- 0		0- 0		7- 0	
1- 0	1- 0		0- 0		AWAY	0- 0		0- 0		0- 0	
4- 0	0- 0		0- 0		NEUTRAL	3- 0		0- 0		1- 0	
3- 3	0- 1		0- 0		CONFERENCE	2- 2		0- 0		1- 0	
1- 2	0- 0		0- 0		HOME	0- 2		0- 0		1- 0	
2- 1	0- 1		0- 0		AWAY	2- 0		0- 0		0- 0	
0- 0	0- 0		0- 0		NEUTRAL	0- 0		0- 0		0- 0	

RPI	S	Opponent	Score	RPI	S	Opponent	Score	RPI	S	Opponent	Score	RPI	S	Opponent	Score
8	A	Texas	58 79					54	N	Virginia Tech	79 61	160	H	Iowa St.	57 49
16	A	Texas A&M	70 56					57	H	Kansas St.	52 60	163	H	Pittsburgh	73 52
								60	N	Drexel	75 42	205	H	North Florida	87 59
								70	A	TCU	87 82	210	N	Radford	75 55
								70	H	TCU	74 76	213	H	Morehead St.	66 56
								78	N	Butler	75 68	231	H	Morgan St.	84 41
								97	A	Kansas	74 54	263	H	Sacramento St.	101 47
												293	H	Central Conn. St.	102 52
												319	H	Coppin St.	101 43
-----															
Team's RPI: 32															
LAST 12 Division I GAMES:															
8	A	Texas	58 79	70	H	TCU	74 76								
70	A	TCU	87 82	97	A	Kansas	74 54								
213	H	Morehead St.	66 56	160	H	Iowa St.	57 49								
231	H	Morgan St.	84 41	57	H	Kansas St.	52 60								
210	N	Radford	75 55	163	H	Pittsburgh	73 52								
319	H	Coppin St.	101 43	16	A	Texas A&M	70 56								

Non-Div I Games:

West Virginia

Average RPI Win:	238	WON-LOST	WINNING	LAST 10	STRENGTH OF	OPP. STRENGTH	TEAM	ADJ.	CONF.	ADJ CONF.
Average RPI Loss:	191	RECORD	PCT. RANK	GAMES	SCHEDULE	OF SCHEDULE	RPI	RPI	RPI	RPI
DIV. I ONLY	2- 15	328	1- 8	228	311	328	328	17	17	
DIV. I NON-CONF.	2- 11	305	1- 6	255	321	338	338	17	17	
-----										
TOTALS	RPI 1-25	RPI 26-50	W-L RECORDS	RPI 51-100	RPI 101-150	RPI 150+				
2- 15	0- 2	0- 0	OVERALL	0- 1	0- 4	2- 8				
2- 5	0- 0	0- 0	HOME	0- 0	0- 1	2- 4				
0- 10	0- 2	0- 0	AWAY	0- 1	0- 3	0- 4				
0- 0	0- 0	0- 0	NEUTRAL	0- 0	0- 0	0- 0				
2- 11	0- 2	0- 0	NON-CONFERENCE	0- 0	0- 3	2- 6				
2- 3	0- 0	0- 0	HOME	0- 0	0- 1	2- 2				
0- 8	0- 2	0- 0	AWAY	0- 0	0- 2	0- 4				
0- 0	0- 0	0- 0	NEUTRAL	0- 0	0- 0	0- 0				
0- 4	0- 0	0- 0	CONFERENCE	0- 1	0- 1	0- 2				
0- 2	0- 0	0- 0	HOME	0- 0	0- 0	0- 2				
0- 2	0- 0	0- 0	AWAY	0- 1	0- 1	0- 0				
0- 0	0- 0	0- 0	NEUTRAL	0- 0	0- 0	0- 0				

RPI 1-25				RPI 26-50				RPI 51-100				RPI 101+				Team's RPI: 328
RPI	S	Opponent	Score	RPI	S	Opponent	Score	RPI	S	Opponent	Score	RPI	S	Opponent	Score	
14	A	South Carolina	43 101					95	A	Chattanooga	32 47	112	A	High Point	69 75	
21	A	Georgia	50 76									136	H	Davidson	57 70	
												143	A	ETSU	50 66	
												145	A	Gardner-Webb	67 70	
												167	H	Furman	59 68	
												210	H	Radford	39 27	
												251	A	UT Martin	54 62	
												255	A	N. C. A&T	59 68	
												265	H	UNC Asheville	62 52	
												270	A	Campbell	51 58	
												274	H	Wofford	48 54	
												297	H	Eastern Ky.	59 62	
												336	H	Florida A&M	63 80	
												343	A	South Carolina St.	45 75	
-----																
LAST 12 Division I GAMES:																
145	A	Gardner-Webb	67 70	274	H	Wofford	48 54									
112	A	High Point	69 75	167	H	Furman	59 68									
255	A	N. C. A&T	59 68	95	A	Chattanooga	32 47									
343	A	South Carolina St.	45 75	143	A	ETSU	50 66									
210	H	Radford	39 27	336	H	Florida A&M	63 80									
270	A	Campbell	51 58	14	A	South Carolina	43 101									

Non-Div I Games: Brevard 79 34

Western Caro.



Average RPI Win:	222	WON-LOST	WINNING	LAST 10	STRENGTH OF	OPP. STRENGTH	TEAM	ADJ.	CONF.	ADJ CONF.
Average RPI Loss:	109	RECORD	PCT. RANK	GAMES	SCHEDULE	OF SCHEDULE	RPI	RPI	RPI	RPI
DIV. I ONLY	11- 5	78	7- 3	254	163	115	115	14	14	
DIV. I NON-CONF.	8- 4	87	5- 3	280	111	118	118	14	14	
-----										
TOTALS	RPI 1-25	RPI 26-50	W-L RECORDS	RPI 51-100	RPI 101-150	RPI 150+				
11- 5	0- 0	1- 0	OVERALL	0- 2	1- 2	9- 1				
4- 2	0- 0	0- 0	HOME	0- 1	0- 1	4- 0				
7- 3	0- 0	1- 0	AWAY	0- 1	1- 1	5- 1				
0- 0	0- 0	0- 0	NEUTRAL	0- 0	0- 0	0- 0				
8- 4	0- 0	1- 0	NON-CONFERENCE	0- 2	1- 1	6- 1				
3- 1	0- 0	0- 0	HOME	0- 1	0- 0	3- 0				
5- 3	0- 0	1- 0	AWAY	0- 1	1- 1	3- 1				
0- 0	0- 0	0- 0	NEUTRAL	0- 0	0- 0	0- 0				
3- 1	0- 0	0- 0	CONFERENCE	0- 0	0- 1	3- 0				
1- 1	0- 0	0- 0	HOME	0- 0	0- 1	1- 0				
2- 0	0- 0	0- 0	AWAY	0- 0	0- 0	2- 0				
0- 0	0- 0	0- 0	NEUTRAL	0- 0	0- 0	0- 0				

RPI	S	Opponent	Score	RPI	S	Opponent	Score	RPI	S	Opponent	Score	RPI	S	Opponent	Score	Team's RPI: 115
30	A	Stanford	71 64	65	A	Gonzaga	65 80	107	A	Northern Ill.	94 96					
				92	H	Michigan	67 77	108	H	South Dakota	58 82					
								141	A	Illinois	77 67					
								175	A	Bradley	80 87					
								185	A	Wichita St.	78 65					
								192	H	Oral Roberts	56 49					
								202	H	Southeast Mo. St.	87 59					
								221	A	Omaha	90 51					
								237	A	Austin Peay	81 68					
								278	H	UMKC	90 71					
								294	A	Fort Wayne	100 64					
								333	A	Chicago St.	83 45					
								333	H	Chicago St.	71 54					
LAST 12 Division I GAMES:																
175	A	Bradley	80 87	221	A	Omaha	90 51									
65	A	Gonzaga	65 80	192	H	Oral Roberts	56 49									
30	A	Stanford	71 64	108	H	South Dakota	58 82									
237	A	Austin Peay	81 68	294	A	Fort Wayne	100 64									
202	H	Southeast Mo. St.	87 59	333	H	Chicago St.	71 54									
185	A	Wichita St.	78 65	92	H	Michigan	67 77									

Non-Div I Games: Illinois Col. 122 40 William Woods 96 57

Western Ill.

Average RPI	Win:	189	WON-LOST	WINNING	LAST 10	STRENGTH OF	OPP. STRENGTH	TEAM	ADJ.	CONF.	ADJ CONF.
Average RPI	Loss:	44	RECORD	PCT. RANK	GAMES	SCHEDULE	OF SCHEDULE	RPI	RPI	RPI	RPI
DIV. I ONLY		11- 5		78	7- 2	51	98	46	46	18	18
DIV. I NON-CONF.		8- 4		87	6- 1	57	43	43	43	19	19
-----											
TOTALS	RPI 1-25		RPI 26-50		W-L RECORDS	RPI 51-100		RPI 101-150		RPI 150+	
11- 5	1- 2		0- 1		OVERALL	2- 2		2- 0		6- 0	
5- 1	0- 1		0- 0		HOME	0- 0		1- 0		4- 0	
2- 4	0- 1		0- 1		AWAY	0- 2		0- 0		2- 0	
4- 0	1- 0		0- 0		NEUTRAL	2- 0		1- 0		0- 0	
8- 4	1- 2		0- 1		NON-CONFERENCE	2- 1		1- 0		4- 0	
2- 1	0- 1		0- 0		HOME	0- 0		0- 0		2- 0	
2- 3	0- 1		0- 1		AWAY	0- 1		0- 0		2- 0	
4- 0	1- 0		0- 0		NEUTRAL	2- 0		1- 0		0- 0	
3- 1	0- 0		0- 0		CONFERENCE	0- 1		1- 0		2- 0	
3- 0	0- 0		0- 0		HOME	0- 0		1- 0		2- 0	
0- 1	0- 0		0- 0		AWAY	0- 1		0- 0		0- 0	
0- 0	0- 0		0- 0		NEUTRAL	0- 0		0- 0		0- 0	

RPI	S	Opponent	Score
2	H	Notre Dame	65 78
15	N	Missouri	79 76
25	A	Iowa	97 104

RPI	S	Opponent	Score
40	A	Ball St.	81 93

Team's RPI: 46

RPI	S	Opponent	Score
67	N	Toledo	70 56
74	N	Mercer	67 62
75	A	Indiana	71 73
80	A	UAB	61 79

RPI	S	Opponent	Score
110	H	Middle Tenn.	57 43
149	N	Stetson	66 58
165	A	Southern Ill.	75 49
208	H	Southern Miss.	81 60
288	H	FIU	101 47
309	A	Georgia St.	74 63
345	H	Mississippi Val.	87 48
347	H	Evansville	92 54

LAST 12 Division I GAMES:

40	A	Ball St.	81	93	80	A	UAB	61	79
67	N	Toledo	70	56	288	H	FIU	101	47
149	N	Stetson	66	58	208	H	Southern Miss.	81	60
345	H	Mississippi Val.	87	48	110	H	Middle Tenn.	57	43
165	A	Southern Ill.	75	49	309	A	Georgia St.	74	63
347	H	Evansville	92	54	74	N	Mercer	67	62

Non-Div I Games: Lee

88 64

Western Ky.

Average RPI Win:	188	WON-LOST	WINNING	LAST 10	STRENGTH OF	OPP. STRENGTH	TEAM	ADJ.	CONF.	ADJ CONF.
Average RPI Loss:	36	RECORD	PCT. RANK	GAMES	SCHEDULE	OF SCHEDULE	RPI	RPI	RPI	RPI
DIV. I ONLY	7- 7	165	4- 3	39	48	79	79	7	7	
DIV. I NON-CONF.	4- 5	202	2- 2	59	24	81	81	8	8	
-----										
TOTALS	RPI 1-25	RPI 26-50	W-L RECORDS	RPI 51-100	RPI 101-150	RPI 150+				
7- 7	0- 2	0- 4	OVERALL	0- 1	4- 0	3- 0				
3- 1	0- 0	0- 0	HOME	0- 1	2- 0	1- 0				
3- 4	0- 1	0- 3	AWAY	0- 0	1- 0	2- 0				
1- 2	0- 1	0- 1	NEUTRAL	0- 0	1- 0	0- 0				
4- 5	0- 2	0- 3	NON-CONFERENCE	0- 0	1- 0	3- 0				
1- 0	0- 0	0- 0	HOME	0- 0	0- 0	1- 0				
2- 3	0- 1	0- 2	AWAY	0- 0	0- 0	2- 0				
1- 2	0- 1	0- 1	NEUTRAL	0- 0	1- 0	0- 0				
3- 2	0- 0	0- 1	CONFERENCE	0- 1	3- 0	0- 0				
2- 1	0- 0	0- 0	HOME	0- 1	2- 0	0- 0				
1- 1	0- 0	0- 1	AWAY	0- 0	1- 0	0- 0				
0- 0	0- 0	0- 0	NEUTRAL	0- 0	0- 0	0- 0				

RPI 1-25				RPI 26-50				RPI 51-100				RPI 101+			
RPI	S	Opponent	Score	RPI	S	Opponent	Score	RPI	S	Opponent	Score	RPI	S	Opponent	Score
10	N	Rutgers	64 75	29	A	Buffalo	49 71	85	H	Ohio	54 69	107	H	Northern Ill.	88 83
25	A	Iowa	56 79	31	N	St. John's (NY)	48 76					118	A	Kent St.	66 61
				33	A	Michigan St.	62 65					131	H	Bowling Green	67 58
				42	A	New Mexico	76 88					143	N	ETSU	87 79
												250	A	New Mexico St.	64 55
												280	A	Loyola Chi cago	65 47
												287	H	Detroit Mercy	74 62
-----															
Team's RPI: 79															
LAST 12 Division I GAMES:															
131	H	Bowling Green	67 58	85	H	Ohio	54 69	107	H	Northern Ill.	88 83				
287	H	Detroit Mercy	74 62	118	A	Kent St.	66 61	29	A	Buffalo	49 71				
33	A	Michigan St.	62 65	25	A	Iowa	56 79	280	A	Loyola Chi cago	65 47				
143	N	ETSU	87 79												
10	N	Rutgers	64 75												
31	N	St. John's (NY)	48 76												

Non-Div I Games: Goshen 87 36 Kentucky St. 85 50 Olivet 86 37

Western Mich.

RPI 1-25				RPI 26-50				RPI 51-100				RPI 101+ Team's RPI: 185			
RPI	S	Opponent	Score	RPI	S	Opponent	Score	RPI	S	Opponent	Score	RPI	S	Opponent	Score
9	A	Tennessee	56 68	39	A	South Dakota St.	64 96	52	A	UCF	53 59	108	H	South Dakota	48 62
				42	A	New Mexico	62 76	55	A	Creighton	61 66	115	H	Western Ill.	65 78
				48	A	Houston	55 73	59	A	Oklahoma St.	67 91	116	A	Missouri St.	71 94
												116	H	Missouri St.	72 58
												125	A	Tulane	64 56
												141	N	Illinois	67 68
												157	H	Memphis	69 61
												176	H	Tulsa	62 67
												193	N	UC Irvine	76 53
												278	H	UMKC	72 63
												301	H	Alcorn	87 46
												333	H	Chicago St.	66 63
LAST 12 Division I GAMES:															
				176	H	Tulsa	62 67	125	A	Tulane	64 56				
				39	A	South Dakota St.	64 96	157	H	Memphis	69 61				
				301	H	Alcorn	87 46	52	A	UCF	53 59				
				333	H	Chicago St.	66 63	48	A	Houston	55 73				
				278	H	UMKC	72 63	115	H	Western Ill.	65 78				
				116	A	Missouri St.	71 94	116	H	Missouri St.	72 58				

Page 340

Average RPI Win:	228	WON-LOST	WINNING	LAST 10	STRENGTH OF	OPP. STRENGTH	TEAM	ADJ.	CONF.	ADJ CONF.
Average RPI Loss:	142	RECORD	PCT. RANK	GAMES	SCHEDULE	OF SCHEDULE	RPI	RPI	RPI	RPI
DIV. I ONLY	12- 4	50	7- 3	296	170	134	134	10	10	
DIV. I NON-CONF.	9- 2	35	6- 1	318	169	120	120	12	12	
-----										
TOTALS	RPI 1-25	RPI 26-50	W-L RECORDS	RPI 51-100	RPI 101-150	RPI 150+				
12- 4	0- 0	0- 1	OVERALL	1- 1	2- 0	9- 2				
6- 3	0- 0	0- 0	HOME	1- 1	1- 0	4- 2				
6- 1	0- 0	0- 1	AWAY	0- 0	1- 0	5- 0				
0- 0	0- 0	0- 0	NEUTRAL	0- 0	0- 0	0- 0				
9- 2	0- 0	0- 1	NON-CONFERENCE	0- 0	2- 0	7- 1				
5- 1	0- 0	0- 0	HOME	0- 0	1- 0	4- 1				
4- 1	0- 0	0- 1	AWAY	0- 0	1- 0	3- 0				
0- 0	0- 0	0- 0	NEUTRAL	0- 0	0- 0	0- 0				
3- 2	0- 0	0- 0	CONFERENCE	1- 1	0- 0	2- 1				
1- 2	0- 0	0- 0	HOME	1- 1	0- 0	0- 1				
2- 0	0- 0	0- 0	AWAY	0- 0	0- 0	2- 0				
0- 0	0- 0	0- 0	NEUTRAL	0- 0	0- 0	0- 0				

RPI 1-25				RPI 26-50				RPI 51-100				RPI 101+				Team's RPI: 134	
RPI	S	Opponent	Score	RPI	S	Opponent	Score	RPI	S	Opponent	Score	RPI	S	Opponent	Score		
				31	A	St. John's (NY)	81 92										
								60	H	Drexel	58 65	136	H	Davidson	73 55		
								86	H	Elon	81 75	148	A	Saint Francis (PA)	92 86		
												197	H	Norfolk St.	74 80		
												228	A	Col. of Charleston	68 54		
												232	A	Richmond	78 64		
												238	A	Howard	83 71		
												248	A	East Carolina	71 65		
												257	H	Loyola Maryland	70 49		
												268	A	UNCW	66 53		
												272	H	Fairfield	57 47		
												279	H	Towson	66 67		
												311	H	USC Upstate	83 63		
												317	H	Old Dominion	75 58		
LAST 12 Division I GAMES:																	
				228	A	Col. of Charleston	68 54	86	H	Elon	81 75						
				197	H	Norfolk St.	74 80	279	H	Towson	66 67						
				317	H	Old Dominion	75 58	60	H	Drexel	58 65						
				311	H	USC Upstate	83 63	268	A	UNCW	66 53						
				148	A	Saint Francis (PA)	92 86	136	H	Davidson	73 55						
				232	A	Richmond	78 64	257	H	Loyola Maryland	70 49						

Non-Div I Games:

William &amp; Mary

Average RPI Win:	0	WON-LOST	WINNING	LAST 10	STRENGTH OF	OPP. STRENGTH	TEAM	ADJ.	CONF.	ADJ CONF.
Average RPI Loss:	185	RECORD	PCT. RANK	GAMES	SCHEDULE	OF SCHEDULE	RPI	RPI	RPI	RPI
DIV. I ONLY	0- 14	345	0- 10	210	313	341	341	29	29	
DIV. I NON-CONF.	0- 10	337	0- 8	236	305	344	344	29	29	
-----										
TOTALS	RPI 1-25	RPI 26-50	W-L RECORDS	RPI 51-100	RPI 101-150	RPI 150+				
0- 14	0- 1	0- 0	OVERALL	0- 3	0- 3	0- 7				
0- 6	0- 0	0- 0	HOME	0- 1	0- 2	0- 3				
0- 8	0- 1	0- 0	AWAY	0- 2	0- 1	0- 4				
0- 0	0- 0	0- 0	NEUTRAL	0- 0	0- 0	0- 0				
0- 10	0- 1	0- 0	NON-CONFERENCE	0- 3	0- 1	0- 5				
0- 4	0- 0	0- 0	HOME	0- 1	0- 1	0- 2				
0- 6	0- 1	0- 0	AWAY	0- 2	0- 0	0- 3				
0- 0	0- 0	0- 0	NEUTRAL	0- 0	0- 0	0- 0				
0- 4	0- 0	0- 0	CONFERENCE	0- 0	0- 2	0- 2				
0- 2	0- 0	0- 0	HOME	0- 0	0- 1	0- 1				
0- 2	0- 0	0- 0	AWAY	0- 0	0- 1	0- 1				
0- 0	0- 0	0- 0	NEUTRAL	0- 0	0- 0	0- 0				

RPI 1-25				RPI 26-50				RPI 51-100				RPI 101+				Team's RPI: 341
RPI	S	Opponent	Score	RPI	S	Opponent	Score	RPI	S	Opponent	Score	RPI	S	Opponent	Score	
19	A	Duke	30 101					69	H	Duquesne	54 81	112	H	High Point	58 79	
								74	A	Mercer	45 93	128	A	Liberty	37 63	
								86	A	El on	37 98	143	H	ETSU	63 74	
												210	A	Radford	52 78	
												229	A	Akron	43 69	
												270	H	Campbel l	48 72	
												274	H	Wofford	68 73	
												318	A	Marshall l	40 70	
												321	A	Tennessee Tech	41 70	
												343	H	South Carolina St.	37 65	
LAST 12 Division I GAMES:																
321	A	Tennessee Tech	41 70	112	H	High Point	58 79									
74	A	Mercer	45 93	128	A	Liberty	37 63									
19	A	Duke	30 101	270	H	Campbel l	48 72									
274	H	Wofford	68 73	210	A	Radford	52 78									
143	H	ETSU	63 74	229	A	Akron	43 69									
318	A	Marshall l	40 70	343	H	South Carolina St.	37 65									

Non-Div I Games: N. C. Wesleyan 94 50

Winthrop

W  
i  
s  
c  
o  
n  
s  
i  
n

Wisconsin				Through Games Of Jan. 14, 2018							
Average RPI	Win:	220	WON-LOST	WINNING	LAST 10	STRENGTH OF	OPP. STRENGTH	TEAM	ADJ.	CONF.	ADJ CONF.
Average RPI	Loss:	59	RECORD	PCT. RANK	GAMES	SCHEDULE	OF SCHEDULE	RPI	RPI	RPI	RPI
DIV. I ONLY			7- 12	248	2- 8	74	35	190	190	3	3
DIV. I NON-CONF.			7- 6	165	3- 3	184	41	161	161	4	4
-----											
TOTALS		RPI 1-25		RPI 26-50		W-L RECORDS		RPI 51-100		RPI 101-150	RPI 150+
7- 12		0- 4		0- 3		OVERALL		0- 3		1- 1	6- 1
5- 6		0- 2		0- 2		HOME		0- 2		0- 0	5- 0
1- 5		0- 1		0- 1		AWAY		0- 1		0- 1	1- 1
1- 1		0- 1		0- 0		NEUTRAL		0- 0		1- 0	0- 0
7- 6		0- 3		0- 0		NON-CONFERENCE		0- 2		1- 1	6- 0
5- 2		0- 1		0- 0		HOME		0- 1		0- 0	5- 0
1- 3		0- 1		0- 0		AWAY		0- 1		0- 1	1- 0
1- 1		0- 1		0- 0		NEUTRAL		0- 0		1- 0	0- 0
0- 6		0- 1		0- 3		CONFERENCE		0- 1		0- 0	0- 1
0- 4		0- 1		0- 2		HOME		0- 1		0- 0	0- 0
0- 2		0- 0		0- 1		AWAY		0- 0		0- 0	0- 1
0- 0		0- 0		0- 0		NEUTRAL		0- 0		0- 0	0- 0

RPI 1-25				RPI 26-50				RPI 51-100				RPI 101+ Team's RPI: 190			
RPI	S	Opponent	Score	RPI	S	Opponent	Score	RPI	S	Opponent	Score	RPI	S	Opponent	Score
12	H	Green Bay	34 67	35	H	Mi chi gan	57 80	78	A	Butler	62 69	102	A	George Washi ngton	46 61
18	A	Marquette	65 88	37	H	Maryl and	44 71	83	H	Penn St.	62 69	127	N	Vanderbil t	73 71
20	N	Syracuse	74 77	41	A	Purdue	35 57	92	H	Mi l waukee	64 67	163	A	Pi ttsburgh	58 57
25	H	Iowa	46 56									168	A	Northwestern	60 69
												187	H	La Salle	71 60
												195	H	Char lotte	80 66
												214	H	Southern U.	77 74
												313	H	UTRGV	82 54
												342	H	Savannah St.	82 24
-----															
LAST 12 Di vi si on I GAMES:															
41	A	Purdue	35 57	83	H	Penn St.	62 69	168	A	Northwestern	60 69	37	H	Maryl and	44 71
25	H	Iowa	46 56	187	A	La Salle	71 60	35	H	Mi chi gan	57 80	18	A	Marquette	65 88
92	H	Mi l waukee	64 67												
342	H	Savannah St.	82 24												
78	A	Butler	62 69												
313	H	UTRGV	82 54												

W  
i  
s  
c  
o  
n  
s  
i  
n

Non-Di v I Games:

Wisconsin

Average RPI Win:	275	WON-LOST	WINNING	LAST 10	STRENGTH OF	OPP. STRENGTH	TEAM	ADJ.	CONF.	ADJ CONF.
Average RPI Loss:	183	RECORD	PCT. RANK	GAMES	SCHEDULE	OF SCHEDULE	RPI	RPI	RPI	RPI
DIV. I ONLY	6- 10	236	4- 6	301	237	274	274	17	17	
DIV. I NON-CONF.	4- 8	239	3- 5	303	274	300	300	17	17	
-----										
TOTALS	RPI 1-25	RPI 26-50	W-L RECORDS	RPI 51-100	RPI 101-150	RPI 150+				
6- 10	0- 2	0- 0	OVERALL	0- 1	0- 1	6- 6				
4- 4	0- 0	0- 0	HOME	0- 1	0- 0	4- 3				
2- 6	0- 2	0- 0	AWAY	0- 0	0- 1	2- 3				
0- 0	0- 0	0- 0	NEUTRAL	0- 0	0- 0	0- 0				
4- 8	0- 2	0- 0	NON-CONFERENCE	0- 0	0- 1	4- 5				
3- 3	0- 0	0- 0	HOME	0- 0	0- 0	3- 3				
1- 5	0- 2	0- 0	AWAY	0- 0	0- 1	1- 2				
0- 0	0- 0	0- 0	NEUTRAL	0- 0	0- 0	0- 0				
2- 2	0- 0	0- 0	CONFERENCE	0- 1	0- 0	2- 1				
1- 1	0- 0	0- 0	HOME	0- 1	0- 0	1- 0				
1- 1	0- 0	0- 0	AWAY	0- 0	0- 0	1- 1				
0- 0	0- 0	0- 0	NEUTRAL	0- 0	0- 0	0- 0				

RPI 1-25				RPI 26-50				RPI 51-100				RPI 101+ Team's RPI: 274			
RPI	S	Opponent	Score	RPI	S	Opponent	Score	RPI	S	Opponent	Score	RPI	S	Opponent	Score
14	A	South Carolina	60 94					74	H	Mercer	46 71	145	A	Gardner-Webb	55 73
21	A	Georgia	56 95									170	H	Samford	58 46
												205	H	North Florida	69 57
												221	H	Omaha	60 64
												228	A	Col. of Charleston	51 59
												241	A	UNCG	51 66
												265	H	UNC Asheville	70 68
												268	H	UNCW	60 65
												285	A	Coastal Caro.	51 67
												328	A	Western Caro.	54 48
												329	H	Charleston So.	45 68
												338	H	N. C. Central	77 56
												341	A	Winthrop	73 68
LAST 12 Division I GAMES:															
205	H	North Florida	69 57	328	A	Western Caro.	54 48								
329	H	Charleston So.	45 68	241	A	UNCG	51 66								
285	A	Coastal Caro.	51 67	170	H	Samford	58 46								
228	A	Col. of Charleston	51 59	74	H	Mercer	46 71								
268	H	UNCW	60 65	145	A	Gardner-Webb	55 73								
341	A	Winthrop	73 68	265	H	UNC Asheville	70 68								

Non-Div I Games: Bob Jones 96 54 Southern Wesleyan 104 57

Wofford



Average RPI Win:	214	WON-LOST	WINNING	LAST 10	STRENGTH OF	OPP. STRENGTH	TEAM	ADJ.	CONF.	ADJ CONF.
Average RPI Loss:	52	RECORD	PCT. RANK	GAMES	SCHEDULE	OF SCHEDULE	RPI	RPI	RPI	RPI
DIV. I ONLY	11- 4	59	7- 2	192	125	84	84	11	11	
DIV. I NON-CONF.	7- 3	74	5- 1	208	134	82	82	10	10	
-----										
TOTALS	RPI 1-25	RPI 26-50	W-L RECORDS	RPI 51-100	RPI 101-150	RPI 150+				
11- 4	0- 3	0- 0	OVERALL	2- 0	2- 0	7- 1				
4- 1	0- 1	0- 0	HOME	1- 0	0- 0	3- 0				
5- 2	0- 2	0- 0	AWAY	1- 0	1- 0	3- 0				
2- 1	0- 0	0- 0	NEUTRAL	0- 0	1- 0	1- 1				
7- 3	0- 2	0- 0	NON-CONFERENCE	1- 0	2- 0	4- 1				
3- 0	0- 0	0- 0	HOME	0- 0	0- 0	3- 0				
2- 2	0- 2	0- 0	AWAY	1- 0	1- 0	0- 0				
2- 1	0- 0	0- 0	NEUTRAL	0- 0	1- 0	1- 1				
4- 1	0- 1	0- 0	CONFERENCE	1- 0	0- 0	3- 0				
1- 1	0- 1	0- 0	HOME	1- 0	0- 0	0- 0				
3- 0	0- 0	0- 0	AWAY	0- 0	0- 0	3- 0				
0- 0	0- 0	0- 0	NEUTRAL	0- 0	0- 0	0- 0				

RPI 1-25				RPI 26-50				RPI 51-100 Team's RPI: 84				RPI 101+			
RPI	S	Opponent	Score	RPI	S	Opponent	Score	RPI	S	Opponent	Score	RPI	S	Opponent	Score
12	H	Green Bay	51 58					71	A	Belmont	91 81	118	A	Kent St.	72 60
15	A	Missouri	80 82					92	H	Milwaukee	56 51	149	N	Stetson	64 59
21	A	Georgia	71 87									154	A	Oakland	77 57
												161	N	Providence	69 74
												232	N	Richmond	85 69
												262	A	Northern Ky.	68 63
												287	A	Detroit Mercy	88 60
												321	H	Tennessee Tech	82 59
												333	H	Chicago St.	84 39
												335	H	Eastern Ill.	81 46
-----															
LAST 12 Division I GAMES:															
12	H	Green Bay	51 58	262	A	Northern Ky.	68 63								
21	A	Georgia	71 87	287	A	Detroit Mercy	88 60								
71	A	Belmont	91 81	154	A	Oakland	77 57								
118	A	Kent St.	72 60	92	H	Milwaukee	56 51								
333	H	Chicago St.	84 39	232	N	Richmond	85 69								
321	H	Tennessee Tech	82 59	161	N	Providence	69 74								

Non-Div I Games: Northwestern Ohio 106 52 Cincinnati Christian 99 36

Wright St.

Average RPI Win: 167  
Average RPI Loss: 154

DIV. I ONLY	9- 5	99	6- 3	40	236	58	58	16	16
DIV. I NON-CONF.	5- 4	146	2- 4	61	261	87	87	16	16
TOTALS	RPI 1-25	RPI 26-50	W-L RECORDS	RPI 51-100	RPI 101-150	RPI 150+			
9- 5	0- 1	1- 0	OVERALL	0- 1	1- 0	7- 3			
5- 0	0- 0	1- 0	HOME	0- 0	1- 0	3- 0			
4- 3	0- 1	0- 0	AWAY	0- 0	0- 0	4- 2			
0- 2	0- 0	0- 0	NEUTRAL	0- 1	0- 0	0- 1			
5- 4	0- 1	0- 0	NON-CONFERENCE	0- 1	1- 0	4- 2			
3- 0	0- 0	0- 0	HOME	0- 0	1- 0	2- 0			
2- 2	0- 1	0- 0	AWAY	0- 0	0- 0	2- 1			
0- 2	0- 0	0- 0	NEUTRAL	0- 1	0- 0	0- 1			
4- 1	0- 0	1- 0	CONFERENCE	0- 0	0- 0	3- 1			
2- 0	0- 0	1- 0	HOME	0- 0	0- 0	1- 0			
2- 1	0- 0	0- 0	AWAY	0- 0	0- 0	2- 1			
0- 0	0- 0	0- 0	NEUTRAL	0- 0	0- 0	0- 0			

RPI 1-25				RPI 26-50				RPI 51-100				Team's RPI : 58				RPI 101+			
RPI	S	Opponent	Score	RPI	S	Opponent	Score	RPI	S	Opponent	Score	RPI	S	Opponent	Score	RPI	S	Opponent	Score
19	A	Duke	40 63	42	H	New Mexico	66 55	88	N	IUPUI	59 65	124	H	Drake	75 61	153	H	Idaho St.	61 53
												174	A	Colorado St.	53 49	177	A	Boise St.	66 51
												182	H	Nevada	66 60	188	N	UNI	40 55
												198	A	Idaho	70 64	212	A	Denver	61 51
												227	A	Montana St.	46 50	239	H	Montana	67 62
												249	A	San Diego St.	62 68				
LAST 12 Division I GAMES:																			
249	A	San Diego St.	62 68	174	A	Colorado St.	53 49												
19	A	Duke	40 63	42	H	New Mexico	66 55												
198	A	Idaho	70 64	177	A	Boise St.	66 51												
153	H	Idaho St.	61 53	182	H	Nevada	66 60												
227	A	Montana St.	46 50	188	N	UNI	40 55												
88	N	IUPUI	59 65	124	H	Drake	75 61												

Wyoming

Average RPI Win:	207	WON-LOST	WINNING	LAST 10	STRENGTH OF	OPP. STRENGTH	TEAM	ADJ.	CONF.	ADJ CONF.
Average RPI Loss:	66	RECORD	PCT. RANK	GAMES	SCHEDULE	OF SCHEDULE	RPI	RPI	RPI	RPI
DIV. I ONLY	8- 10	203	3- 7	63	92	135	135	6	6	
DIV. I NON-CONF.	7- 4	102	3- 2	128	253	129	129	5	5	
-----										
TOTALS	RPI 1-25	RPI 26-50	W-L RECORDS	RPI 51-100	RPI 101-150	RPI 150+				
8- 10	0- 3	0- 2	OVERALL	1- 2	1- 2	6- 1				
6- 3	0- 0	0- 1	HOME	0- 1	1- 1	5- 0				
1- 6	0- 2	0- 1	AWAY	1- 1	0- 1	0- 1				
1- 1	0- 1	0- 0	NEUTRAL	0- 0	0- 0	1- 0				
7- 4	0- 1	0- 0	NON-CONFERENCE	0- 1	1- 2	6- 0				
6- 1	0- 0	0- 0	HOME	0- 0	1- 1	5- 0				
0- 2	0- 0	0- 0	AWAY	0- 1	0- 1	0- 0				
1- 1	0- 1	0- 0	NEUTRAL	0- 0	0- 0	1- 0				
1- 6	0- 2	0- 2	CONFERENCE	1- 1	0- 0	0- 1				
0- 2	0- 0	0- 1	HOME	0- 1	0- 0	0- 0				
1- 4	0- 2	0- 1	AWAY	1- 0	0- 0	0- 1				
0- 0	0- 0	0- 0	NEUTRAL	0- 0	0- 0	0- 0				

RPI 1-25				RPI 26-50				RPI 51-100				RPI 101+				Team's RPI: 135
RPI	S	Opponent	Score	RPI	S	Opponent	Score	RPI	S	Opponent	Score	RPI	S	Opponent	Score	
13	A	Villanova	57 75	26	A	DePaul	48 79	53	A	Minnesota	62 74	103	H	Wake Forest	57 62	
15	N	Missouri	48 74	31	H	St. John's (NY)	63 67	78	A	Butler	69 62	131	A	Bowling Green	53 63	
18	A	Marquette	67 88					98	H	Seton Hall	51 62	139	H	New Hampshire	71 66	
												152	H	Cincinnati	53 50	
												167	N	Furman	75 62	
												169	A	Georgetown	60 65	
												234	H	Grambling	72 67	
												253	H	Mt. St. Mary's	66 45	
												294	H	Fort Wayne	62 50	
												336	H	Florida A&M	70 52	
-----																
LAST 12 Division I GAMES:																
13	A	Villanova	57 75	18	A	Marquette	67 88									
169	A	Georgetown	60 65	26	A	DePaul	48 79									
78	A	Butler	69 62	98	H	Seton Hall	51 62									
336	H	Florida A&M	70 52	31	H	St. John's (NY)	63 67									
15	N	Missouri	48 74	152	H	Cincinnati	53 50									
167	N	Furman	75 62	131	A	Bowling Green	53 63									

Non-Div I Games:

Xavier

Yale										Through Games Of Jan. 14, 2018									
Average RPI Win:		211		WON-LOST		WINNING		LAST 10		STRENGTH OF		OPP. STRENGTH		TEAM		ADJ.		CONF.	
Average RPI Loss:		109		RECORD		PCT. RANK		GAMES		SCHEDULE		OF SCHEDULE		RPI		RPI		RPI	
DIV. I ONLY		8- 6		129		5- 5		136		172		119		119		9		9	
DIV. I NON-CONF.		7- 6		165		5- 6		195		151		157		157		9		9	
TOTALS		RPI 1-25		RPI 26-50		W-L RECORDS		RPI 51-100		RPI 101-150		RPI 150+							
8- 6		0- 0		0- 0		OVERALL		1- 4		2- 0		5- 2							
3- 3		0- 0		0- 0		HOME		0- 1		1- 0		2- 2							
5- 1		0- 0		0- 0		AWAY		1- 1		1- 0		3- 0							
0- 2		0- 0		0- 0		NEUTRAL		0- 2		0- 0		0- 0							
7- 6		0- 0		0- 0		NON-CONFERENCE		1- 4		1- 0		5- 2							
2- 3		0- 0		0- 0		HOME		0- 1		0- 0		2- 2							
5- 1		0- 0		0- 0		AWAY		1- 1		1- 0		3- 0							
0- 2		0- 0		0- 0		NEUTRAL		0- 2		0- 0		0- 0							
1- 0		0- 0		0- 0		CONFERENCE		0- 0		1- 0		0- 0							
1- 0		0- 0		0- 0		HOME		0- 0		1- 0		0- 0							
0- 0		0- 0		0- 0		AWAY		0- 0		0- 0		0- 0							
0- 0		0- 0		0- 0		NEUTRAL		0- 0		0- 0		0- 0							
RPI 1-25		RPI 26-50		RPI 51-100		RPI 101+		Team's RPI: 119											
RPI	S	Opponent	Score	RPI	S	Opponent	Score	RPI	S	Opponent	Score	RPI	S	Opponent	Score				
								56	N	UC Davis	61 71	104	H	Brown	77 63				
								70	A	TCU	82 72	147	A	Binghamton	73 69				
								75	H	Indiana	68 72	161	H	Providence	51 55				
								91	N	Hartford	70 78	173	H	Army West Point	65 82				
								97	A	Kansas	75 81	236	A	Stony Brook	77 71				
												252	H	LIU Brooklyn	62 51				
												256	H	Colgate	82 56				
												293	A	Central Conn. St.	75 62				
												327	A	Saint Peter's	70 49				
LAST 12 Division I GAMES:																			

Average RPI Win:	306	WON-LOST	WINNING	LAST 10	STRENGTH OF	OPP. STRENGTH	TEAM	ADJ.	CONF.	ADJ CONF.
Average RPI Loss:	125	RECORD	PCT. RANK	GAMES	SCHEDULE	OF SCHEDULE	RPI	RPI	RPI	RPI
DIV. I ONLY	4- 11	282	3- 6	168	234	261	261	11	11	
DIV. I NON-CONF.	2- 7	286	1- 4	234	233	286	286	10	10	
-----										
TOTALS	RPI 1-25	RPI 26-50	W-L RECORDS	RPI 51-100	RPI 101-150	RPI 150+				
4- 11	0- 1	0- 0	OVERALL	0- 3	0- 3	4- 4				
3- 4	0- 0	0- 0	HOME	0- 1	0- 1	3- 2				
1- 7	0- 1	0- 0	AWAY	0- 2	0- 2	1- 2				
0- 0	0- 0	0- 0	NEUTRAL	0- 0	0- 0	0- 0				
2- 7	0- 0	0- 0	NON-CONFERENCE	0- 1	0- 3	2- 3				
1- 2	0- 0	0- 0	HOME	0- 0	0- 1	1- 1				
1- 5	0- 0	0- 0	AWAY	0- 1	0- 2	1- 2				
0- 0	0- 0	0- 0	NEUTRAL	0- 0	0- 0	0- 0				
2- 4	0- 1	0- 0	CONFERENCE	0- 2	0- 0	2- 1				
2- 2	0- 0	0- 0	HOME	0- 1	0- 0	2- 1				
0- 2	0- 1	0- 0	AWAY	0- 1	0- 0	0- 0				
0- 0	0- 0	0- 0	NEUTRAL	0- 0	0- 0	0- 0				

RPI 1-25				RPI 26-50				RPI 51-100				RPI 101+ Team's RPI: 261			
RPI	S	Opponent	Score	RPI	S	Opponent	Score	RPI	S	Opponent	Score	RPI	S	Opponent	Score
12	A	Green Bay	56 65					68	A	American	72 78	118	H	Kent St.	44 55
								88	H	IUPUI	43 65	144	A	Robert Morris	52 84
								92	A	Milwaukee	61 62	148	A	Saint Francis (PA)	65 79
												154	H	Oakland	48 58
												159	H	Bucknell	60 66
												163	A	Pittsburgh	58 66
												229	A	Akron	58 75
												280	A	Loyola Chi cago	73 49
												287	H	Detroit Mercy	76 59
												324	H	Northern Ariz.	69 67
												334	H	Ill. -Chi cago	76 63
-----															
LAST 12 Division I GAMES:															
154	H	Oakland	48 58	92	A	Milwaukee	61 62								
287	H	Detroit Mercy	76 59	12	A	Green Bay	56 65								
324	H	Northern Ariz.	69 67	88	H	IUPUI	43 65								
148	A	Saint Francis (PA)	65 79	334	H	Ill. -Chi cago	76 63								
229	A	Akron	58 75	144	A	Robert Morris	52 84								
68	A	American	72 78	159	H	Bucknell	60 66								

Non-Div I Games: Ohio Valley 86 59 Penn St.-Beaver 97 40

Youngstown St.