

Average RPI Win:	277	WON-LOST	WINNING	LAST 10	STRENGTH OF	OPP. STRENGTH	TEAM	ADJ.	CONF.	ADJ CONF.
Average RPI Loss:	161	RECORD	PCT. RANK	GAMES	SCHEDULE	OF SCHEDULE	RPI	RPI	RPI	RPI
DIV. I ONLY	7- 6	150	6-4	289	245	194	194	25	25	
DIV. I NON-CONF.	3- 4	201	2-2	291	138	201	201	22	22	
TOTALS	RPI 1-25	RPI 26-50	W-L RECORDS	RPI 51-100	RPI 101-150	RPI 150+				
7- 6	0- 2	0- 0	OVERALL	0- 0	1- 1	6- 3				
3- 1	0- 0	0- 0	HOME	0- 0	0- 1	3- 0				
3- 5	0- 2	0- 0	AWAY	0- 0	1- 0	2- 3				
1- 0	0- 0	0- 0	NEUTRAL	0- 0	0- 0	1- 0				
3- 4	0- 2	0- 0	NON-CONFERENCE	0- 0	0- 0	3- 2				
1- 0	0- 0	0- 0	HOME	0- 0	0- 0	1- 0				
1- 4	0- 2	0- 0	AWAY	0- 0	0- 0	1- 2				
1- 0	0- 0	0- 0	NEUTRAL	0- 0	0- 0	1- 0				
4- 2	0- 0	0- 0	CONFERENCE	0- 0	1- 1	3- 1				
2- 1	0- 0	0- 0	HOME	0- 0	0- 1	2- 0				
2- 1	0- 0	0- 0	AWAY	0- 0	1- 0	1- 1				
0- 0	0- 0	0- 0	NEUTRAL	0- 0	0- 0	0- 0				

RPI 1-25				RPI 26-50				RPI 51-100				RPI 101+ Team's RPI: 194			
RPI	S	Opponent	Score	RPI	S	Opponent	Score	RPI	S	Opponent	Score	RPI	S	Opponent	Score
1	A	Missouri St.	51 79									114	A	Abilene Christian	70 58
19	A	Texas A&M	48 85									149	H	SFA	44 66
												246	H	Central Ark.	67 47
												260	A	Texas St.	48 57
												261	A	Southeastern La.	44 48
												275	A	South Alabama	82 83
												284	H	Nicholls St.	55 49
												306	N	Prairie View	64 52
												323	A	UTRGV	59 54
												323	H	UTRGV	61 50
												344	A	Northwestern St.	72 59
LAST 10 Division I															
				114	A	Abilene Christian	70 58					246	H	Central Ark.	67 47
				149	H	SFA	44 66					284	H	Nicholls St.	55 49
				261	A	Southeastern La.	44 48					323	A	UTRGV	59 54
				344	A	Northwestern St.	72 59					260	A	Texas St.	48 57
				19	A	Texas A&M	48 85					323	H	UTRGV	61 50

Non-Div I Games: UNKNOWN 75 55 Huston-Tillotson 63 49 Texas Wesleyan 90 52

Average RPI Win: 213				Through Games Of Sun. 10/ 10/18					
Average RPI Loss: 117	WON-LOST RECORD	WINNING PCT. RANK	LAST 10 GAMES	STRENGTH OF SCHEDULE	OPP. STRENGTH OF SCHEDULE	TEAM RPI	ADJ. RPI	CONF. RPI	ADJ CONF. RPI
DIV. I ONLY	8- 2	39	8-2	301	91	114	114	25	25
DIV. I NON-CONF.	4- 1	54	4-1	252	44	60	60	22	22
TOTALS	RPI 1-25	RPI 26-50	W-L RECORDS	RPI 51-100	RPI 101-150	RPI 150+			
8- 2	0- 0	0- 1	OVERALL	0- 0	2- 0	6- 1			
4- 1	0- 0	0- 0	HOME	0- 0	1- 0	3- 1			
4- 1	0- 0	0- 1	AWAY	0- 0	1- 0	3- 0			
0- 0	0- 0	0- 0	NEUTRAL	0- 0	0- 0	0- 0			
4- 1	0- 0	0- 1	NON-CONFERENCE	0- 0	1- 0	3- 0			
2- 0	0- 0	0- 0	HOME	0- 0	0- 0	2- 0			
2- 1	0- 0	0- 1	AWAY	0- 0	1- 0	1- 0			
0- 0	0- 0	0- 0	NEUTRAL	0- 0	0- 0	0- 0			
4- 1	0- 0	0- 0	CONFERENCE	0- 0	1- 0	3- 1			
2- 1	0- 0	0- 0	HOME	0- 0	1- 0	1- 1			
2- 0	0- 0	0- 0	AWAY	0- 0	0- 0	2- 0			
0- 0	0- 0	0- 0	NEUTRAL	0- 0	0- 0	0- 0			

RPI 1-25				RPI 26-50				RPI 51-100				RPI 101+				Team's RPI: 114	
RPI	S	Opponent	Score	RPI	S	Opponent	Score	RPI	S	Opponent	Score	RPI	S	Opponent	Score		
				39	A	Oklahoma	65 78					101	H	New Orleans	76	62	
												147	A	Wright St.	83	64	
												154	A	Portland	76	69	
												189	H	Lamar University	78	72	
												194	H	A&M-Corpus Christi	58	70	
												218	H	Tulsa	73	63	
												284	A	Nicholls St.	95	84	
												303	H	New Mexico St.	67	54	
												308	A	McNeese	90	73	
LAST 10 Division I																	
				194	H	A&M-Corpus Christi	58 70	101	H	New Orleans	76	62					
				308	A	McNeese	90 73	218	H	Tulsa	73	63					
				189	H	Lamar University	78 72	154	A	Portland	76	69					
				303	H	New Mexico St.	67 54	39	A	Oklahoma	65 78						
				284	A	Nicholls St.	95 84	147	A	Wright St.	83	64					

Non-Div I Games:	Howard Payne	96	38	Schreiner	110	37	Southwest (NM)	104	52	McMurry	111	43	Abilene Christian
------------------	--------------	----	----	-----------	-----	----	----------------	-----	----	---------	-----	----	-------------------

■ Loss, ■ Non-Conf, S Site, H Home A Away N Neutral

Average RPI Win:	246	WON-LOST	WINNING	LAST 10	STRENGTH OF	OPP. STRENGTH	TEAM	ADJ.	CONF.	ADJ CONF.
Average RPI Loss:	105	RECORD	PCT. RANK	GAMES	SCHEDULE	OF SCHEDULE	RPI	RPI	RPI	RPI
DIV. I ONLY	8- 6	134	5-5	178	218	166	166	10	10	
DIV. I NON-CONF.	7- 4	100	4-3	230	271	152	152	10	10	
TOTALS	RPI 1-25	RPI 26-50	W-L RECORDS	RPI 51-100	RPI 101-150	RPI 150+				
8- 6	0- 0	0- 1	OVERALL	1- 1	0- 3	7- 1				
3- 4	0- 0	0- 1	HOME	1- 1	0- 2	2- 0				
3- 2	0- 0	0- 0	AWAY	0- 0	0- 1	3- 1				
2- 0	0- 0	0- 0	NEUTRAL	0- 0	0- 0	2- 0				
7- 4	0- 0	0- 0	NON-CONFERENCE	1- 1	0- 2	6- 1				
3- 2	0- 0	0- 0	HOME	1- 1	0- 1	2- 0				
2- 2	0- 0	0- 0	AWAY	0- 0	0- 1	2- 1				
2- 0	0- 0	0- 0	NEUTRAL	0- 0	0- 0	2- 0				
1- 2	0- 0	0- 1	CONFERENCE	0- 0	0- 1	1- 0				
0- 2	0- 0	0- 1	HOME	0- 0	0- 1	0- 0				
1- 0	0- 0	0- 0	AWAY	0- 0	0- 0	1- 0				
0- 0	0- 0	0- 0	NEUTRAL	0- 0	0- 0	0- 0				

RPI 1-25				RPI 26-50				RPI 51-100				RPI 101+				Team's RPI: 166	
RPI	S	Opponent	Score	RPI	S	Opponent	Score	RPI	S	Opponent	Score	RPI	S	Opponent	Score		
				28	H	Central Mich.	72 77	60	H	Michigan	71 80	107	H	Duquesne	63 88		
								85	H	N.C. A&T	64 52	133	A	Butler	55 76		
												143	H	Western Mich.	51 56		
												156	A	Cleveland St.	62 66		
												179	H	Youngstown St.	91 62		
												202	A	Bowling Green	76 73		
												268	A	St. Bonaventure	63 54		
												294	N	Denver	88 72		
												296	N	Morgan St.	52 45		
												322	H	Purdue Fort Wayne	64 53		
												325	A	Detroit Mercy	81 60		
LAST 10 Division I																	
				202	A	Bowling Green	76 73	85	H	N.C. A&T	64 52						
				143	H	Western Mich.	51 56	133	A	Butler	55 76						
				28	H	Central Mich.	72 77	107	H	Duquesne	63 88						
				296	N	Morgan St.	52 45	156	A	Cleveland St.	62 66						
				294	N	Denver	88 72	325	A	Detroit Mercy	81 60						

Non-Div I Games:

Akron

 Loss,
 Non-Conf,
 S Site,
 H Home
 A Away
N Neutral

Alabama

Through Games Of Jan. 13, 2020

Average RPI Win:	183	WON-LOST	WINNING	LAST 10	STRENGTH OF	OPP. STRENGTH	TEAM	ADJ.	CONF.	ADJ CONF.
Average RPI Loss:	68	RECORD	PCT. RANK	GAMES	SCHEDULE	OF SCHEDULE	RPI	RPI	RPI	RPI
DIV. I ONLY	11- 6	90	6-4	70	82	75	75	5	5	
DIV. I NON-CONF.	10- 3	60	5-1	173	176	92	92	5	5	
TOTALS	RPI 1-25	RPI 26-50	W-L RECORDS	RPI 51-100	RPI 101-150	RPI 150+				
11- 6	0- 2	1- 1	OVERALL	1- 1	1- 1	8- 1				
6- 4	0- 2	0- 0	HOME	1- 1	1- 0	4- 1				
4- 1	0- 0	0- 1	AWAY	0- 0	0- 0	4- 0				
1- 1	0- 0	1- 0	NEUTRAL	0- 0	0- 1	0- 0				
10- 3	0- 0	1- 0	NON-CONFERENCE	1- 1	1- 1	7- 1				
6- 2	0- 0	0- 0	HOME	1- 1	1- 0	4- 1				
3- 0	0- 0	0- 0	AWAY	0- 0	0- 0	3- 0				
1- 1	0- 0	1- 0	NEUTRAL	0- 0	0- 1	0- 0				
1- 3	0- 2	0- 1	CONFERENCE	0- 0	0- 0	1- 0				
0- 2	0- 2	0- 0	HOME	0- 0	0- 0	0- 0				
1- 1	0- 0	0- 1	AWAY	0- 0	0- 0	1- 0				
0- 0	0- 0	0- 0	NEUTRAL	0- 0	0- 0	0- 0				

RPI 1-25				RPI 26-50				RPI 51-100 Team's RPI: 75				RPI 101+			
RPI	S	Opponent	Score	RPI	S	Opponent	Score	RPI	S	Opponent	Score	RPI	S	Opponent	Score
2	H	South Carolina	78 93	34	A	LSU	60 71	69	H	North Carolina	83 77	102	N	Southern California	57 60
18	H	Kentucky	71 81	36	N	UNI	87 77	82	H	Iowa St.	66 75	112	H	Colgate	72 52
												152	A	Tulane	66 56
												153	A	Auburn	75 48
												168	A	Clemson	67 54
												170	H	Hampton	61 64
												181	H	Bethune-Cookman	60 49
												261	H	Southeastern La.	87 50
												275	A	South Alabama	74 62
												290	H	Radford	85 51
												316	H	Mercer	111 56
LAST 10 Division I															
153	A	Auburn	75 48	290	H	Radford	85 51								
18	H	Kentucky	71 81	181	H	Bethune-Cookman	60 49								
2	H	South Carolina	78 93	69	H	North Carolina	83 77								
34	A	LSU	60 71	112	H	Colgate	72 52								
261	H	Southeastern La.	87 50	82	H	Iowa St.	66 75								

Non-Div I Games:

Alabama

■ Loss,
 ■ Non-Conf, S Site,
 ■ Home
 ■ Away
 N Neutral

Average RPI Win:	309	WON-LOST	WINNING	LAST 10	STRENGTH OF	OPP. STRENGTH	TEAM	ADJ.	CONF.	ADJ CONF.
Average RPI Loss:	171	RECORD	PCT. RANK	GAMES	SCHEDULE	OF SCHEDULE	RPI	RPI	RPI	RPI
DIV. I ONLY	6- 9	226	4-6	317	317	276	276	31	31	
DIV. I NON-CONF.	4- 7	225	2-4	213	320	212	212	28	28	
TOTALS	RPI 1-25	RPI 26-50	W-L RECORDS	RPI 51-100	RPI 101-150	RPI 150+				
6- 9	0- 0	0- 0	OVERALL	0- 2	0- 2	6- 5				
2- 2	0- 0	0- 0	HOME	0- 1	0- 1	2- 0				
4- 6	0- 0	0- 0	AWAY	0- 1	0- 1	4- 4				
0- 1	0- 0	0- 0	NEUTRAL	0- 0	0- 0	0- 1				
4- 7	0- 0	0- 0	NON-CONFERENCE	0- 2	0- 2	4- 3				
0- 2	0- 0	0- 0	HOME	0- 1	0- 1	0- 0				
4- 4	0- 0	0- 0	AWAY	0- 1	0- 1	4- 2				
0- 1	0- 0	0- 0	NEUTRAL	0- 0	0- 0	0- 1				
2- 2	0- 0	0- 0	CONFERENCE	0- 0	0- 0	2- 2				
2- 0	0- 0	0- 0	HOME	0- 0	0- 0	2- 0				
0- 2	0- 0	0- 0	AWAY	0- 0	0- 0	0- 2				
0- 0	0- 0	0- 0	NEUTRAL	0- 0	0- 0	0- 0				

RPI 1-25			RPI 26-50			RPI 51-100			RPI 101+			Team's RPI: 276
RPI	S	Opponent	Score	RPI	S	Opponent	Score	RPI	S	Opponent	Score	
						55 A Nebraska	46 68	113 A Cincinnati		47 62		
						79 H North Florida	64 73	139 H Austin Peay		61 67		
								169 N North Ala.		65 80		
								176 A Jackson St.		53 67		
								179 A Memphis		71 79		
								254 H Ark.-Pine Bluff		74 55		
								282 A San Diego St.		61 53		
								294 A Denver		86 83		
								301 A California Baptist		55 60		
								320 A Georgia St.		67 52		
								328 A Grambling		59 69		
								350 A Florida A&M		77 53		
								351 H Mississippi Val.		68 48		
LAST 10 Division I												
351 H Mississippi Val.			68 48	350 A Florida A&M			77 53					
254 H Ark.-Pine Bluff			74 55	113 A Cincinnati			47 62					
176 A Jackson St.			53 67	139 H Austin Peay			61 67					
328 A Grambling			59 69	294 A Denver			86 83					
179 A Memphis			71 79	169 N North Ala.			65 80					

Non-Div I Games:

Alabama A&M

■ Loss,
 ■ Non-Conf,
 ■ S Site,
 ■ H Home
 ■ A Away
 N Neutral

Average RPI Win:	330	WON-LOST	WINNING	LAST 10	STRENGTH OF	OPP. STRENGTH	TEAM	ADJ.	CONF.	ADJ CONF.
Average RPI Loss:	137	RECORD	PCT. RANK	GAMES	SCHEDULE	OF SCHEDULE	RPI	RPI	RPI	RPI
DIV. I ONLY	3- 10	298	2-8	283	122	305	305	31	31	
DIV. I NON-CONF.	1- 8	322	0-6	90	46	284	284	28	28	
TOTALS	RPI 1-25	RPI 26-50	W-L RECORDS	RPI 51-100	RPI 101-150	RPI 150+				
3- 10	0- 2	0- 0	OVERALL	0- 1	0- 1	3- 6				
2- 3	0- 0	0- 0	HOME	0- 0	0- 0	2- 3				
1- 7	0- 2	0- 0	AWAY	0- 1	0- 1	1- 3				
0- 0	0- 0	0- 0	NEUTRAL	0- 0	0- 0	0- 0				
1- 8	0- 2	0- 0	NON-CONFERENCE	0- 1	0- 1	1- 4				
1- 2	0- 0	0- 0	HOME	0- 0	0- 0	1- 2				
0- 6	0- 2	0- 0	AWAY	0- 1	0- 1	0- 2				
0- 0	0- 0	0- 0	NEUTRAL	0- 0	0- 0	0- 0				
2- 2	0- 0	0- 0	CONFERENCE	0- 0	0- 0	2- 2				
1- 1	0- 0	0- 0	HOME	0- 0	0- 0	1- 1				
1- 1	0- 0	0- 0	AWAY	0- 0	0- 0	1- 1				
0- 0	0- 0	0- 0	NEUTRAL	0- 0	0- 0	0- 0				

RPI 1-25				RPI 26-50				RPI 51-100				RPI 101+ Team's RPI: 305			
RPI	S	Opponent	Score	RPI	S	Opponent	Score	RPI	S	Opponent	Score	RPI	S	Opponent	Score
2	A	South Carolina	43 103					73	A	South Fla.	29 80	117	A	Wisconsin	67 85
11	A	DePaul	76 105									151	H	Samford	48 83
												168	A	Clemson	43 76
												169	H	North Ala.	60 81
												176	A	Jackson St.	62 94
												251	A	Ole Miss	66 93
												254	H	Ark.-Pine Bluff	62 73
												310	H	Jacksonville St.	68 63
												328	A	Grambling	73 59
												351	H	Mississippi Val.	77 64
LAST 10 Division I															
254	H	Ark.-Pine Bluff	62 73	169	H	North Ala.	60 81								
351	H	Mississippi Val.	77 64	11	A	DePaul	76 105								
328	A	Grambling	73 59	117	A	Wisconsin	67 85								
176	A	Jackson St.	62 94	73	A	South Fla.	29 80								
251	A	Ole Miss	66 93	151	H	Samford	48 83								

Non-Div I Games: Mobile 76 66 Paine 84 58

Alabama St.

■ Loss,
 ■ Non-Conf,
 ■ S Site,
 ■ H Home
 ■ A Away
 N Neutral

Albany (NY)

Through Games Of Jan. 13, 2020

Average RPI Win:	261	WON-LOST	WINNING	LAST 10	STRENGTH OF	OPP. STRENGTH	TEAM	ADJ.	CONF.	ADJ CONF.
Average RPI Loss:	217	RECORD	PCT. RANK	GAMES	SCHEDULE	OF SCHEDULE	RPI	RPI	RPI	RPI
DIV. I ONLY	5- 10	253	4-6	316	308	314	314	28	28	
DIV. I NON-CONF.	3- 9	279	2-5	332	300	331	331	29	29	
TOTALS	RPI 1-25	RPI 26-50	W-L RECORDS	RPI 51-100	RPI 101-150	RPI 150+				
5- 10	0- 0	0- 0	OVERALL	0- 2	0- 1	5- 7				
3- 5	0- 0	0- 0	HOME	0- 0	0- 1	3- 4				
2- 5	0- 0	0- 0	AWAY	0- 2	0- 0	2- 3				
0- 0	0- 0	0- 0	NEUTRAL	0- 0	0- 0	0- 0				
3- 9	0- 0	0- 0	NON-CONFERENCE	0- 2	0- 1	3- 6				
1- 5	0- 0	0- 0	HOME	0- 0	0- 1	1- 4				
2- 4	0- 0	0- 0	AWAY	0- 2	0- 0	2- 2				
0- 0	0- 0	0- 0	NEUTRAL	0- 0	0- 0	0- 0				
2- 1	0- 0	0- 0	CONFERENCE	0- 0	0- 0	2- 1				
2- 0	0- 0	0- 0	HOME	0- 0	0- 0	2- 0				
0- 1	0- 0	0- 0	AWAY	0- 0	0- 0	0- 1				
0- 0	0- 0	0- 0	NEUTRAL	0- 0	0- 0	0- 0				

RPI S	Opponent	Score	RPI S	Opponent	Score	RPI S	Opponent	Score	RPI S	Opponent	Score
						68	A Syracuse	53 75	140	H Cornell	51 71
						71	A Marist	52 76	172	H Columbia	82 78
									183	H Binghamton	56 53
									185	H Boston U.	58 60
									249	A Maine	49 60
									250	H Lafayette	47 54
									277	H Vermont	58 49
									280	H Monmouth	41 53
									295	H St. Francis Brooklyn	41 49
									309	A Siena	46 52
									318	A Bryant	55 68
									333	A Canisius	70 53
									340	A Central Conn. St.	73 63
LAST 10 Division I											
249	A Maine	49 60	295	H St. Francis Brooklyn	41 49						
183	H Binghamton	56 53	309	A Siena	46 52						
277	H Vermont	58 49	340	A Central Conn. St.	73 63						
280	H Monmouth	41 53	333	A Canisius	70 53						
318	A Bryant	55 68	250	H Lafayette	47 54						

Non-Div I Games: FDU-Florham 81 21

Albany (NY)

Loss, Non-Conf, S Site, H Home A Away N Neutral

Average RPI Win:	329	WON-LOST	WINNING	LAST 10	STRENGTH OF	OPP. STRENGTH	TEAM	ADJ.	CONF.	ADJ CONF.
Average RPI Loss:	190	RECORD	PCT. RANK	GAMES	SCHEDULE	OF SCHEDULE	RPI	RPI	RPI	RPI
DIV. I ONLY	4- 10	273	4-6	349	233	329	329	31	31	
DIV. I NON-CONF.	2- 8	295	2-4	330	269	332	332	28	28	
TOTALS	RPI 1-25	RPI 26-50	W-L RECORDS	RPI 51-100	RPI 101-150	RPI 150+				
4- 10	0- 0	0- 0	OVERALL	0- 1	0- 1	4- 8				
2- 2	0- 0	0- 0	HOME	0- 0	0- 0	2- 2				
2- 6	0- 0	0- 0	AWAY	0- 1	0- 1	2- 4				
0- 2	0- 0	0- 0	NEUTRAL	0- 0	0- 0	0- 2				
2- 8	0- 0	0- 0	NON-CONFERENCE	0- 0	0- 1	2- 7				
1- 1	0- 0	0- 0	HOME	0- 0	0- 0	1- 1				
1- 5	0- 0	0- 0	AWAY	0- 0	0- 1	1- 4				
0- 2	0- 0	0- 0	NEUTRAL	0- 0	0- 0	0- 2				
2- 2	0- 0	0- 0	CONFERENCE	0- 1	0- 0	2- 1				
1- 1	0- 0	0- 0	HOME	0- 0	0- 0	1- 1				
1- 1	0- 0	0- 0	AWAY	0- 1	0- 0	1- 0				
0- 0	0- 0	0- 0	NEUTRAL	0- 0	0- 0	0- 0				

RPI 1-25				RPI 26-50				RPI 51-100				RPI 101+				Team's RPI: 329	
RPI	S	Opponent	Score	RPI	S	Opponent	Score	RPI	S	Opponent	Score	RPI	S	Opponent	Score		
								96	A	Texas Southern	70	105	149	A	SFA	62	67
													159	H	UAB	65	86
													168	N	Clemson	46	77
													176	H	Jackson St.	67	83
													179	A	Memphis	51	57
													203	A	UTEP	47	92
													251	N	Ole Miss	55	73
													260	A	Texas St.	59	67
													262	A	North Texas	31	67
													306	A	Prairie View	68	63
													328	H	Grambling	80	54
													331	A	Tennessee St.	62	57
													350	H	Florida A&M	58	42
LAST 10 Division I																	
				328	H	Grambling	80	54					159	H	UAB	65	86
				176	H	Jackson St.	67	83					350	H	Florida A&M	58	42
				96	A	Texas Southern	70	105					168	N	Clemson	46	77
				306	A	Prairie View	68	63					251	N	Ole Miss	55	73
				260	A	Texas St.	59	67					331	A	Tennessee St.	62	57

Non-Div I Games: Tougaloo 85 61 Louisiana Col. 86 50

Alcorn

Loss, Non-Conf, S Site, H Home A Away N Neutral

American

A
m
e
r
i
c
a
n

American

Appalachian St.

Through Games Of Jan. 13, 2020

Average RPI Win:	301	WON-LOST	WINNING	LAST 10	STRENGTH OF	OPP. STRENGTH	TEAM	ADJ.	CONF.	ADJ CONF.
Average RPI Loss:	131	RECORD	PCT. RANK	GAMES	SCHEDULE	OF SCHEDULE	RPI	RPI	RPI	RPI
DIV. I ONLY	4- 11	283	4-6	194	164	271	271	22	22	
DIV. I NON-CONF.	3- 8	268	3-3	221	166	268	268	21	21	
TOTALS	RPI 1-25	RPI 26-50	W-L RECORDS	RPI 51-100	RPI 101-150	RPI 150+				
4- 11	0- 1	0- 0	OVERALL	0- 4	0- 2	4- 4				
2- 3	0- 0	0- 0	HOME	0- 0	0- 1	2- 2				
1- 7	0- 1	0- 0	AWAY	0- 4	0- 1	1- 1				
1- 1	0- 0	0- 0	NEUTRAL	0- 0	0- 0	1- 1				
3- 8	0- 1	0- 0	NON-CONFERENCE	0- 3	0- 1	3- 3				
1- 2	0- 0	0- 0	HOME	0- 0	0- 0	1- 2				
1- 5	0- 1	0- 0	AWAY	0- 3	0- 1	1- 0				
1- 1	0- 0	0- 0	NEUTRAL	0- 0	0- 0	1- 1				
1- 3	0- 0	0- 0	CONFERENCE	0- 1	0- 1	1- 1				
1- 1	0- 0	0- 0	HOME	0- 0	0- 1	1- 0				
0- 2	0- 0	0- 0	AWAY	0- 1	0- 0	0- 1				
0- 0	0- 0	0- 0	NEUTRAL	0- 0	0- 0	0- 0				

RPI 1-25				RPI 26-50				RPI 51-100				RPI 101+ Team's RPI: 271			
RPI	S	Opponent	Score	RPI	S	Opponent	Score	RPI	S	Opponent	Score	RPI	S	Opponent	Score
2	A	South Carolina	50 92					60	A	Michigan	35 62	110	H	UT Arlington	60 82
								70	A	Troy	55 84	134	A	VCU	38 66
								87	A	Elon	66 67	181	N	Bethune-Cookman	44 61
								98	A	UNC Greensboro	47 54	209	H	Gardner-Webb	56 67
												210	H	ETSU	61 67
												260	H	Texas St.	73 65
												275	A	South Alabama	66 81
												293	A	Wofford	54 51
												316	H	Mercer	77 68
												333	N	Canisius	74 57
LAST 10 Division I															
260	H	Texas St.	73 65	333	N	Canisius	74 57								
110	H	UT Arlington	60 82	181	N	Bethune-Cookman	44 61								
70	A	Troy	55 84	60	A	Michigan	35 62								
275	A	South Alabama	66 81	293	A	Wofford	54 51								
98	A	UNC Greensboro	47 54	316	H	Mercer	77 68								

Non-Div I Games:

Appalachian St.

■ Loss,
 ■ Non-Conf, S Site,
 ■ Home
 ■ Away
 N Neutral

Arizona

Through Games Of Jan. 13, 2020

Average RPI Win:	206	WON-LOST	WINNING	LAST 10	STRENGTH OF	OPP. STRENGTH	TEAM	ADJ.	CONF.	ADJ CONF.
Average RPI Loss:	8	RECORD	PCT. RANK	GAMES	SCHEDULE	OF SCHEDULE	RPI	RPI	RPI	RPI
DIV. I ONLY	13- 3	32	7-3	134	86	50	50	1	1	
DIV. I NON-CONF.	11- 0	1	5-0	326	236	75	75	1	1	
TOTALS	RPI 1-25	RPI 26-50	W-L RECORDS	RPI 51-100	RPI 101-150	RPI 150+				
13- 3	0- 3	1- 0	OVERALL	1- 0	2- 0	9- 0				
7- 2	0- 2	0- 0	HOME	0- 0	1- 0	6- 0				
6- 1	0- 1	1- 0	AWAY	1- 0	1- 0	3- 0				
0- 0	0- 0	0- 0	NEUTRAL	0- 0	0- 0	0- 0				
11- 0	0- 0	0- 0	NON-CONFERENCE	1- 0	1- 0	9- 0				
7- 0	0- 0	0- 0	HOME	0- 0	1- 0	6- 0				
4- 0	0- 0	0- 0	AWAY	1- 0	0- 0	3- 0				
0- 0	0- 0	0- 0	NEUTRAL	0- 0	0- 0	0- 0				
2- 3	0- 3	1- 0	CONFERENCE	0- 0	1- 0	0- 0				
0- 2	0- 2	0- 0	HOME	0- 0	0- 0	0- 0				
2- 1	0- 1	1- 0	AWAY	0- 0	1- 0	0- 0				
0- 0	0- 0	0- 0	NEUTRAL	0- 0	0- 0	0- 0				

RPI 1-25				RPI 26-50				Team's RPI: 50	RPI 51-100				RPI 101+			
RPI	S	Opponent	Score	RPI	S	Opponent	Score		RPI	S	Opponent	Score	RPI	S	Opponent	Score
5	H	Oregon St.	61 63	38	A	Arizona St.	58 53		67	A	Texas	83 58	102	A	Southern California	65 57
6	A	UCLA	58 70										146	H	Santa Clara	65 52
12	H	Oregon	64 71										167	H	North Dakota	74 42
													173	A	Montana	77 42
													203	A	UTEP	54 43
													235	H	UC Riverside	70 27
													280	H	Monmouth	86 34
													286	H	UC Santa Barbara	61 42
													306	H	Prairie View	83 48
													331	H	Tennessee St.	77 42
													348	A	Chicago St.	82 50
LAST 10 Division I																
12	H	Oregon	64 71	286	H	UC Santa Barbara	61 42		331	H	Tennessee St.	77 42				
5	H	Oregon St.	61 63	203	A	UTEP	54 43		280	H	Monmouth	86 34				
6	A	UCLA	58 70	235	H	UC Riverside	70 27									
102	A	Southern California	65 57													
38	A	Arizona St.	58 53													

Non-Div I Games:

Arizona

Loss, Non-Conf, S Site, H Home A Away N Neutral

Average RPI Win:	171	WON-LOST	WINNING	LAST 10	STRENGTH OF	OPP. STRENGTH	TEAM	ADJ.	CONF.	ADJ CONF.
Average RPI Loss:	35	RECORD	PCT. RANK	GAMES	SCHEDULE	OF SCHEDULE	RPI	RPI	RPI	RPI
DIV. I ONLY	13- 4	51	8-2	54	50	38	38	1	1	
DIV. I NON-CONF.	10- 2	31	5-0	238	93	72	72	1	1	
TOTALS	RPI 1-25	RPI 26-50	W-L RECORDS	RPI 51-100	RPI 101-150	RPI 150+				
13- 4	3- 1	1- 2	OVERALL	0- 1	2- 0	7- 0				
9- 1	3- 0	0- 1	HOME	0- 0	1- 0	5- 0				
2- 2	0- 1	0- 0	AWAY	0- 1	1- 0	1- 0				
2- 1	0- 0	1- 1	NEUTRAL	0- 0	0- 0	1- 0				
10- 2	1- 0	1- 1	NON-CONFERENCE	0- 1	1- 0	7- 0				
7- 0	1- 0	0- 0	HOME	0- 0	1- 0	5- 0				
1- 1	0- 0	0- 0	AWAY	0- 1	0- 0	1- 0				
2- 1	0- 0	1- 1	NEUTRAL	0- 0	0- 0	1- 0				
3- 2	2- 1	0- 1	CONFERENCE	0- 0	1- 0	0- 0				
2- 1	2- 0	0- 1	HOME	0- 0	0- 0	0- 0				
1- 1	0- 1	0- 0	AWAY	0- 0	1- 0	0- 0				
0- 0	0- 0	0- 0	NEUTRAL	0- 0	0- 0	0- 0				

RPI S	Opponent	Score	RPI S	Opponent	Score	Team's RPI: 38	RPI S	Opponent	Score	RPI S	Opponent	Score
5	H Oregon St.	55 47	27	N Purdue	52 59		57	A Minnesota	66 80	102	A Southern California	63 54
6	A UCLA	66 68	49	N Middle Tenn.	61 60					103	H BYU	60 52
12	H Oregon	72 66	50	H Arizona	53 58					171	H New Mexico	84 47
14	H Creighton	70 55								249	N Maine	57 31
										278	H Army West Point	83 51
										291	H Idaho St.	74 69
										303	A New Mexico St.	70 47
										313	H Air Force	87 56
										330	H Cal Poly	66 41
LAST 10 Division I												
5	H Oregon St.	55 47	14	H Creighton	70 55							
12	H Oregon	72 66	303	A New Mexico St.	70 47							
102	A Southern California	63 54	171	H New Mexico	84 47							
6	A UCLA	66 68	291	H Idaho St.	74 69							
50	H Arizona	53 58	103	H BYU	60 52							

Non-Div I Games:

Arizona St.

Average RPI Win:	328	WON-LOST	WINNING	LAST 10	STRENGTH OF	OPP. STRENGTH	TEAM	ADJ.	CONF.	ADJ CONF.
Average RPI Loss:	154	RECORD	PCT. RANK	GAMES	SCHEDULE	OF SCHEDULE	RPI	RPI	RPI	RPI
DIV. I ONLY	2- 10	318	2-8	169	289	254	254	31	31	
DIV. I NON-CONF.	0- 9	338	0-7	51	230	303	303	28	28	
TOTALS	RPI 1-25	RPI 26-50	W-L RECORDS	RPI 51-100	RPI 101-150	RPI 150+				
2- 10	0- 0	0- 0	OVERALL	0- 3	0- 3	2- 4				
0- 0	0- 0	0- 0	HOME	0- 0	0- 0	0- 0				
2- 10	0- 0	0- 0	AWAY	0- 3	0- 3	2- 4				
0- 0	0- 0	0- 0	NEUTRAL	0- 0	0- 0	0- 0				
0- 9	0- 0	0- 0	NON-CONFERENCE	0- 3	0- 3	0- 3				
0- 0	0- 0	0- 0	HOME	0- 0	0- 0	0- 0				
0- 9	0- 0	0- 0	AWAY	0- 3	0- 3	0- 3				
0- 0	0- 0	0- 0	NEUTRAL	0- 0	0- 0	0- 0				
2- 1	0- 0	0- 0	CONFERENCE	0- 0	0- 0	2- 1				
0- 0	0- 0	0- 0	HOME	0- 0	0- 0	0- 0				
2- 1	0- 0	0- 0	AWAY	0- 0	0- 0	2- 1				
0- 0	0- 0	0- 0	NEUTRAL	0- 0	0- 0	0- 0				

RPI 1-25				RPI 26-50				RPI 51-100				RPI 101+				Team's RPI: 254	
RPI	S	Opponent	Score	RPI	S	Opponent	Score	RPI	S	Opponent	Score	RPI	S	Opponent	Score		
								53	A	Washington St.	56	85	104	A	Coastal Caro.	69	76
								74	A	Tennessee	51	92	126	A	Illinois	50	65
								82	A	Iowa St.	40	90	144	A	Wichita St.	50	100
													199	A	Texas Tech	55	81
													213	A	Arkansas St.	60	81
													265	A	Milwaukee	55	69
													276	A	Alabama A&M	55	74
													305	A	Alabama St.	73	62
													351	A	Mississippi Val.	80	77
LAST 10 Division I																	
				305	A	Alabama St.	73	62	213	A	Arkansas St.	60	81				
				276	A	Alabama A&M	55	74	53	A	Washington St.	56	85				
				351	A	Mississippi Val.	80	77	82	A	Iowa St.	40	90				
				199	A	Texas Tech	55	81	74	A	Tennessee	51	92				
				144	A	Wichita St.	50	100	126	A	Illinois	50	65				

Non-Div I Games: Philander Smith 66 54

Ark.-Pine Bluff

■ Loss,
 ■ Non-Conf,
 ■ S Site,
 ■ Home
 ■ A Away
 N Neutral

Arkansas

Through Games Of Jan. 13, 2020

Average RPI Win:	170	WON-LOST	WINNING	LAST 10	STRENGTH OF	OPP. STRENGTH	TEAM	ADJ.	CONF.	ADJ CONF.
Average RPI Loss:	40	RECORD	PCT. RANK	GAMES	SCHEDULE	OF SCHEDULE	RPI	RPI	RPI	RPI
DIV. I ONLY	14- 3	29	8-2	129	38	46	46	5	5	
DIV. I NON-CONF.	12- 1	9	6-0	188	94	33	33	5	5	
TOTALS	RPI 1-25	RPI 26-50	W-L RECORDS	RPI 51-100	RPI 101-150	RPI 150+				
14- 3	0- 2	0- 0	OVERALL	3- 1	3- 0	8- 0				
11- 1	0- 1	0- 0	HOME	3- 0	1- 0	7- 0				
1- 2	0- 1	0- 0	AWAY	0- 1	0- 0	1- 0				
2- 0	0- 0	0- 0	NEUTRAL	0- 0	2- 0	0- 0				
12- 1	0- 0	0- 0	NON-CONFERENCE	3- 1	3- 0	6- 0				
10- 0	0- 0	0- 0	HOME	3- 0	1- 0	6- 0				
0- 1	0- 0	0- 0	AWAY	0- 1	0- 0	0- 0				
2- 0	0- 0	0- 0	NEUTRAL	0- 0	2- 0	0- 0				
2- 2	0- 2	0- 0	CONFERENCE	0- 0	0- 0	2- 0				
1- 1	0- 1	0- 0	HOME	0- 0	0- 0	1- 0				
1- 1	0- 1	0- 0	AWAY	0- 0	0- 0	1- 0				
0- 0	0- 0	0- 0	NEUTRAL	0- 0	0- 0	0- 0				

RPI 1-25				RPI 26-50		Team's RPI: 46		RPI 51-100				RPI 101+			
RPI	S	Opponent	Score	RPI	S	Opponent	Score	RPI	S	Opponent	Score	RPI	S	Opponent	Score
2	A	South Carolina	82 91					77	H	UT Martin	96 46	101	H	New Orleans	82 52
19	H	Texas A&M	77 84					89	H	Stony Brook	88 58	117	N	Wisconsin	68 64
								91	H	Belmont	91 60	132	N	Fordham	71 59
								99	A	California	80 84	153	A	Auburn	86 70
												155	H	Kansas St.	81 72
												161	H	Missouri	90 73
												197	H	Little Rock	86 53
												218	H	Tulsa	91 41
												239	H	Oral Roberts	96 64
												308	H	McNeese	101 58
												344	H	Northwestern St.	99 39
LAST 10 Division I															
161	H	Missouri	90 73	197	H	Little Rock	86 53								
2	A	South Carolina	82 91	344	H	Northwestern St.	99 39								
153	A	Auburn	86 70	218	H	Tulsa	91 41								
19	H	Texas A&M	77 84	155	H	Kansas St.	81 72								
77	H	UT Martin	96 46	117	N	Wisconsin	68 64								

Non-Div I Games:

Arkansas

■ Loss,
 ■ Non-Conf, S Site,
 ■ Home
 ■ Away
 N Neutral

Average RPI Win:	281	WON-LOST	WINNING	LAST 10	STRENGTH OF	OPP. STRENGTH	TEAM	ADJ.	CONF.	ADJ CONF.
Average RPI Loss:	141	RECORD	PCT. RANK	GAMES	SCHEDULE	OF SCHEDULE	RPI	RPI	RPI	RPI
DIV. I ONLY	5- 9	242	5-5	159	261	213	213	22	22	
DIV. I NON-CONF.	2- 8	295	2-4	100	255	244	244	21	21	
TOTALS	RPI 1-25	RPI 26-50	W-L RECORDS	RPI 51-100	RPI 101-150	RPI 150+				
5- 9	0- 2	0- 0	OVERALL	0- 1	0- 1	5- 5				
3- 1	0- 0	0- 0	HOME	0- 0	0- 0	3- 1				
2- 7	0- 2	0- 0	AWAY	0- 0	0- 1	2- 4				
0- 1	0- 0	0- 0	NEUTRAL	0- 1	0- 0	0- 0				
2- 8	0- 2	0- 0	NON-CONFERENCE	0- 1	0- 0	2- 5				
1- 1	0- 0	0- 0	HOME	0- 0	0- 0	1- 1				
1- 6	0- 2	0- 0	AWAY	0- 0	0- 0	1- 4				
0- 1	0- 0	0- 0	NEUTRAL	0- 1	0- 0	0- 0				
3- 1	0- 0	0- 0	CONFERENCE	0- 0	0- 1	3- 0				
2- 0	0- 0	0- 0	HOME	0- 0	0- 0	2- 0				
1- 1	0- 0	0- 0	AWAY	0- 0	0- 1	1- 0				
0- 0	0- 0	0- 0	NEUTRAL	0- 0	0- 0	0- 0				

RPI 1-25				RPI 26-50				RPI 51-100				RPI 101+ Team's RPI: 213			
RPI	S	Opponent	Score	RPI	S	Opponent	Score	RPI	S	Opponent	Score	RPI	S	Opponent	Score
11	A	DePaul	64 109					85	N	N.C. A&T	50 55	110	A	UT Arlington	44 71
16	A	Baylor	43 111									179	A	Memphis	50 78
												193	H	Southeast Mo. St.	67 79
												216	A	Murray St.	62 77
												218	A	Tulsa	77 79
												237	A	Louisiana Tech	54 67
												254	H	Ark.-Pine Bluff	81 60
												260	A	Texas St.	56 53
												282	A	San Diego St.	71 62
												287	H	Ga. Southern	69 62
												320	H	Georgia St.	70 68
LAST 10 Division I															
287	H	Ga. Southern	69 62	16	A	Baylor	43 111								
320	H	Georgia St.	70 68	179	A	Memphis	50 78								
260	A	Texas St.	56 53	254	H	Ark.-Pine Bluff	81 60								
110	A	UT Arlington	44 71	282	A	San Diego St.	71 62								
237	A	Louisiana Tech	54 67	216	A	Murray St.	62 77								

Non-Div I Games: Central Baptist 88 63

Arkansas St.

■ Loss,
 ■ Non-Conf,
 ■ S Site,
 ■ Home
 ■ A Away
 N Neutral

Army West Point

Through Games Of Jan. 13, 2020

Average RPI Win:	328	WON-LOST	WINNING	LAST 10	STRENGTH OF	OPP. STRENGTH	TEAM	ADJ.	CONF.	ADJ CONF.
Average RPI Loss:	140	RECORD	PCT. RANK	GAMES	SCHEDULE	OF SCHEDULE	RPI	RPI	RPI	RPI
DIV. I ONLY	4- 11	283	3-7	179	288	278	278	16	16	
DIV. I NON-CONF.	4- 7	225	3-3	237	314	267	267	16	16	
TOTALS	RPI 1-25	RPI 26-50	W-L RECORDS	RPI 51-100	RPI 101-150	RPI 150+				
4- 11	0- 0	0- 2	OVERALL	0- 2	0- 2	4- 5				
2- 5	0- 0	0- 1	HOME	0- 1	0- 1	2- 2				
2- 6	0- 0	0- 1	AWAY	0- 1	0- 1	2- 3				
0- 0	0- 0	0- 0	NEUTRAL	0- 0	0- 0	0- 0				
4- 7	0- 0	0- 2	NON-CONFERENCE	0- 1	0- 1	4- 3				
2- 3	0- 0	0- 1	HOME	0- 0	0- 1	2- 1				
2- 4	0- 0	0- 1	AWAY	0- 1	0- 0	2- 2				
0- 0	0- 0	0- 0	NEUTRAL	0- 0	0- 0	0- 0				
0- 4	0- 0	0- 0	CONFERENCE	0- 1	0- 1	0- 2				
0- 2	0- 0	0- 0	HOME	0- 1	0- 0	0- 1				
0- 2	0- 0	0- 0	AWAY	0- 0	0- 1	0- 1				
0- 0	0- 0	0- 0	NEUTRAL	0- 0	0- 0	0- 0				

RPI S	Opponent	Score	RPI S	Opponent	Score	RPI S	Opponent	Score	RPI S	Opponent	Score	Team's RPI: 278
33	H TCU	52 66	56	A St. John's (NY)	60 96	112	A Colgate	93 100	150	H William & Mary	65 77	
38	A Arizona St.	51 83	63	H Bucknell	52 63	172	H Columbia	62 71	185	H Boston U.	66 72	
						205	A American	57 73	229	A Manhattan	56 86	
						295	A St. Francis Brooklyn	64 70	313	A Air Force	68 66	
						318	H Bryant	81 75	334	A Fairleigh Dickinson	70 68	
						346	H LIU Brooklyn	67 60				
LAST 10 Division I												
185	H Boston U.	66 72	229	A Manhattan	56 86							
205	A American	57 73	56	A St. John's (NY)	60 96							
112	A Colgate	93 100	346	H LIU Brooklyn	67 60							
63	H Bucknell	52 63	334	A Fairleigh Dickinson	70 68							
318	H Bryant	81 75	33	H TCU	52 66							

Non-Div I Games:

Army West Point

Loss, Non-Conf, S Site, H Home A Away N Neutral

Average RPI Win:	221	WON-LOST	WINNING	LAST 10	STRENGTH OF	OPP. STRENGTH	TEAM	ADJ.	CONF.	ADJ CONF.
Average RPI Loss:	68	RECORD	PCT. RANK	GAMES	SCHEDULE	OF SCHEDULE	RPI	RPI	RPI	RPI
DIV. I ONLY	6- 9	226	4-6	39	90	153	153	5	5	
DIV. I NON-CONF.	6- 5	151	4-2	76	111	115	115	5	5	
TOTALS	RPI 1-25	RPI 26-50	W-L RECORDS	RPI 51-100	RPI 101-150	RPI 150+				
6- 9	0- 1	0- 4	OVERALL	0- 2	2- 1	4- 1				
4- 4	0- 0	0- 2	HOME	0- 1	1- 1	3- 0				
1- 3	0- 0	0- 1	AWAY	0- 1	0- 0	1- 1				
1- 2	0- 1	0- 1	NEUTRAL	0- 0	1- 0	0- 0				
6- 5	0- 1	0- 3	NON-CONFERENCE	0- 0	2- 0	4- 1				
4- 1	0- 0	0- 1	HOME	0- 0	1- 0	3- 0				
1- 2	0- 0	0- 1	AWAY	0- 0	0- 0	1- 1				
1- 2	0- 1	0- 1	NEUTRAL	0- 0	1- 0	0- 0				
0- 4	0- 0	0- 1	CONFERENCE	0- 2	0- 1	0- 0				
0- 3	0- 0	0- 1	HOME	0- 1	0- 1	0- 0				
0- 1	0- 0	0- 0	AWAY	0- 1	0- 0	0- 0				
0- 0	0- 0	0- 0	NEUTRAL	0- 0	0- 0	0- 0				

RPI 1-25				RPI 26-50				RPI 51-100				RPI 101+ Team's RPI: 153			
RPI	S	Opponent	Score	RPI	S	Opponent	Score	RPI	S	Opponent	Score	RPI	S	Opponent	Score
23	N	Drake	82 83	33	A	TCU	65 80	54	A	Vanderbilt	55 77	116	N	Dayton	76 74
				44	H	Old Dominion	77 89	75	H	Alabama	48 75	130	H	Florida	63 83
				46	H	Arkansas	70 86					148	H	Saint Joseph's	66 62
				49	N	Middle Tenn.	50 73					159	A	UAB	75 80
												181	H	Bethune-Cookman	74 56
												275	A	South Alabama	82 62
												293	H	Wofford	84 82
												310	H	Jacksonville St.	62 53
LAST 10 Division I															
				75	H	Alabama	48 75	181	H	Bethune-Cookman	74 56				
				130	H	Florida	63 83	33	A	TCU	65 80				
				46	H	Arkansas	70 86	275	A	South Alabama	82 62				
				54	A	Vanderbilt	55 77	23	N	Drake	82 83				
				310	H	Jacksonville St.	62 53	116	N	Dayton	76 74				

Non-Div I Games:

Auburn

Average RPI Win:	258	WON-LOST	WINNING	LAST 10	STRENGTH OF	OPP. STRENGTH	TEAM	ADJ.	CONF.	ADJ CONF.
Average RPI Loss:	116	RECORD	PCT. RANK	GAMES	SCHEDULE	OF SCHEDULE	RPI	RPI	RPI	RPI
DIV. I ONLY	8- 5	113	6-4	210	309	139	139	21	21	
DIV. I NON-CONF.	7- 2	56	5-1	251	279	77	77	23	23	
TOTALS	RPI 1-25	RPI 26-50	W-L RECORDS	RPI 51-100	RPI 101-150	RPI 150+				
8- 5	0- 1	0- 0	OVERALL	1- 1	0- 1	7- 2				
2- 2	0- 0	0- 0	HOME	1- 1	0- 0	1- 1				
5- 3	0- 1	0- 0	AWAY	0- 0	0- 1	5- 1				
1- 0	0- 0	0- 0	NEUTRAL	0- 0	0- 0	1- 0				
7- 2	0- 1	0- 0	NON-CONFERENCE	1- 0	0- 1	6- 0				
2- 0	0- 0	0- 0	HOME	1- 0	0- 0	1- 0				
4- 2	0- 1	0- 0	AWAY	0- 0	0- 1	4- 0				
1- 0	0- 0	0- 0	NEUTRAL	0- 0	0- 0	1- 0				
1- 3	0- 0	0- 0	CONFERENCE	0- 1	0- 0	1- 2				
0- 2	0- 0	0- 0	HOME	0- 1	0- 0	0- 1				
1- 1	0- 0	0- 0	AWAY	0- 0	0- 0	1- 1				
0- 0	0- 0	0- 0	NEUTRAL	0- 0	0- 0	0- 0				

RPI 1-25				RPI 26-50				RPI 51-100				RPI 101+ Team's RPI: 139			
RPI	S	Opponent	Score	RPI	S	Opponent	Score	RPI	S	Opponent	Score	RPI	S	Opponent	Score
18	A	Kentucky	52 81					77	H	UT Martin	61 69	126	A	Illinois	62 76
								84	H	Illinois St.	77 72	164	A	Tennessee Tech	49 58
												183	N	Binghamton	80 63
												193	H	Southeast Mo. St.	66 79
												222	A	Chattanooga	50 49
												276	A	Alabama A&M	67 61
												310	A	Jacksonville St.	63 57
												311	A	FIU	58 56
												326	H	Evansville	80 64
												351	A	Mississippi Val.	100 82
LAST 10 Division I															
310	A	Jacksonville St.	63 57	311	A	FIU	58 56								
164	A	Tennessee Tech	49 58	183	N	Binghamton	80 63								
77	H	UT Martin	61 69	276	A	Alabama A&M	67 61								
193	H	Southeast Mo. St.	66 79	18	A	Kentucky	52 81								
84	H	Illinois St.	77 72	222	A	Chattanooga	50 49								

Non-Div I Games: Christian Bros. 82 62 Ky. Wesleyan 103 70

Austin Peay

Average RPI Win:	230	WON-LOST	WINNING	LAST 10	STRENGTH OF	OPP. STRENGTH	TEAM	ADJ.	CONF.	ADJ CONF.
Average RPI Loss:	70	RECORD	PCT. RANK	GAMES	SCHEDULE	OF SCHEDULE	RPI	RPI	RPI	RPI
DIV. I ONLY	7- 7	169	5-5	57	114	103	103	11	11	
DIV. I NON-CONF.	4- 5	195	2-3	46	115	106	106	11	11	
TOTALS	RPI 1-25	RPI 26-50	W-L RECORDS	RPI 51-100	RPI 101-150	RPI 150+				
7- 7	0- 2	0- 1	OVERALL	0- 2	1- 1	6- 1				
3- 3	0- 1	0- 0	HOME	0- 0	0- 1	3- 1				
3- 3	0- 0	0- 1	AWAY	0- 2	1- 0	2- 0				
1- 1	0- 1	0- 0	NEUTRAL	0- 0	0- 0	1- 0				
4- 5	0- 1	0- 1	NON-CONFERENCE	0- 2	1- 1	3- 0				
2- 1	0- 0	0- 0	HOME	0- 0	0- 1	2- 0				
1- 3	0- 0	0- 1	AWAY	0- 2	1- 0	0- 0				
1- 1	0- 1	0- 0	NEUTRAL	0- 0	0- 0	1- 0				
3- 2	0- 1	0- 0	CONFERENCE	0- 0	0- 0	3- 1				
1- 2	0- 1	0- 0	HOME	0- 0	0- 0	1- 1				
2- 0	0- 0	0- 0	AWAY	0- 0	0- 0	2- 0				
0- 0	0- 0	0- 0	NEUTRAL	0- 0	0- 0	0- 0				

RPI 1-25				RPI 26-50				RPI 51-100				RPI 101+ Team's RPI: 103			
RPI	S	Opponent	Score	RPI	S	Opponent	Score	RPI	S	Opponent	Score	RPI	S	Opponent	Score
5	N	Oregon St.	34 65	38	A	Arizona St.	52 60	53	A	Washington St.	50 67	119	A	Fresno St.	71 65
7	H	Gonzaga	43 55					94	A	Boise St.	55 66	137	H	Utah	73 77
												154	H	Portland	48 57
												175	N	San Jose St.	75 56
												190	H	San Diego	52 36
												231	A	Pepperdine	65 47
												266	A	LMU (CA)	59 44
												292	H	Utah St.	67 50
												339	H	Utah Valley	71 57
LAST 10 Division I															
190	H	San Diego	52 36	5	N	Oregon St.	34 65								
154	H	Portland	48 57	175	N	San Jose St.	75 56								
7	H	Gonzaga	43 55	339	H	Utah Valley	71 57								
231	A	Pepperdine	65 47	94	A	Boise St.	55 66								
266	A	LMU (CA)	59 44	38	A	Arizona St.	52 60								

Non-Div I Games: Tex. A&M-Kingsville90 38

BYU

■ Loss,
 ■ Non-Conf,
 ■ S Site,
 ■ H Home
 ■ A Away
 N Neutral

Average RPI Win:	182	WON-LOST	WINNING	LAST 10	STRENGTH OF	OPP. STRENGTH	TEAM	ADJ.	CONF.	ADJ CONF.
Average RPI Loss:	85	RECORD	PCT. RANK	GAMES	SCHEDULE	OF SCHEDULE	RPI	RPI	RPI	RPI
DIV. I ONLY	10- 4	62	8-2	142	118	66	66	10	10	
DIV. I NON-CONF.	7- 4	100	5-2	141	119	86	86	10	10	
TOTALS	RPI 1-25	RPI 26-50	W-L RECORDS	RPI 51-100	RPI 101-150	RPI 150+				
10- 4	0- 0	0- 1	OVERALL	1- 1	3- 2	6- 0				
4- 1	0- 0	0- 1	HOME	0- 0	2- 0	2- 0				
3- 2	0- 0	0- 0	AWAY	0- 1	0- 1	3- 0				
3- 1	0- 0	0- 0	NEUTRAL	1- 0	1- 1	1- 0				
7- 4	0- 0	0- 1	NON-CONFERENCE	1- 1	2- 2	4- 0				
2- 1	0- 0	0- 1	HOME	0- 0	1- 0	1- 0				
2- 2	0- 0	0- 0	AWAY	0- 1	0- 1	2- 0				
3- 1	0- 0	0- 0	NEUTRAL	1- 0	1- 1	1- 0				
3- 0	0- 0	0- 0	CONFERENCE	0- 0	1- 0	2- 0				
2- 0	0- 0	0- 0	HOME	0- 0	1- 0	1- 0				
1- 0	0- 0	0- 0	AWAY	0- 0	0- 0	1- 0				
0- 0	0- 0	0- 0	NEUTRAL	0- 0	0- 0	0- 0				

RPI 1-25			RPI 26-50			RPI 51-100			Team's RPI: 66	RPI 101+		
RPI	S	Opponent	Score	RPI	S	Opponent	Score	RPI	S	Opponent	Score	
				47	H	Western Ky.	86 91	61	A	IUPUI	48 65	106 N Providence 52 51
								81	N	Lehigh	54 52	113 A Cincinnati 56 63
												117 N Wisconsin 56 67
												122 H Kent St. 66 62
												133 H Butler 74 70
												171 A New Mexico 70 57
												187 H Eastern Mich. 59 54
												202 A Bowling Green 86 80
												230 H Xavier 70 49
												266 N LMU (CA) 77 72
												322 A Purdue Fort Wayne 83 52
LAST 10 Division I												
187	H	Eastern Mich.	59 54	266	N	LMU (CA)	77 72					
202	A	Bowling Green	86 80	47	H	Western Ky.	86 91					
122	H	Kent St.	66 62	117	N	Wisconsin	56 67					
171	A	New Mexico	70 57	81	N	Lehigh	54 52					
106	N	Providence	52 51	133	H	Butler	74 70					

Non-Div I Games: Urbana 84 49

Ball St.

■ Loss,
 ■ Non-Conf, S Site,
 ■ Home
 ■ Away
 N Neutral

Average RPI Win:	148	WON-LOST	WINNING	LAST 10	STRENGTH OF	OPP. STRENGTH	TEAM	ADJ.	CONF.	ADJ CONF.
Average RPI Loss:	2	RECORD	PCT. RANK	GAMES	SCHEDULE	OF SCHEDULE	RPI	RPI	RPI	RPI
DIV. I ONLY	13- 1	9	9-1	82	6	16	16	4	4	
DIV. I NON-CONF.	11- 1	13	7-1	122	14	21	21	4	4	
TOTALS	RPI 1-25	RPI 26-50	W-L RECORDS	RPI 51-100	RPI 101-150	RPI 150+				
13- 1	2- 1	2- 0	OVERALL	3- 0	0- 0	6- 0				
9- 0	0- 0	1- 0	HOME	2- 0	0- 0	6- 0				
2- 0	1- 0	1- 0	AWAY	0- 0	0- 0	0- 0				
2- 1	1- 1	0- 0	NEUTRAL	1- 0	0- 0	0- 0				
11- 1	2- 1	0- 0	NON-CONFERENCE	3- 0	0- 0	6- 0				
8- 0	0- 0	0- 0	HOME	2- 0	0- 0	6- 0				
1- 0	1- 0	0- 0	AWAY	0- 0	0- 0	0- 0				
2- 1	1- 1	0- 0	NEUTRAL	1- 0	0- 0	0- 0				
2- 0	0- 0	2- 0	CONFERENCE	0- 0	0- 0	0- 0				
1- 0	0- 0	1- 0	HOME	0- 0	0- 0	0- 0				
1- 0	0- 0	1- 0	AWAY	0- 0	0- 0	0- 0				
0- 0	0- 0	0- 0	NEUTRAL	0- 0	0- 0	0- 0				

RPI 1-25				RPI 26-50				RPI 51-100				RPI 101+			
RPI	S	Opponent	Score	RPI	S	Opponent	Score	RPI	S	Opponent	Score	RPI	S	Opponent	Score
2	N	South Carolina	59 74	39	A	Oklahoma	77 56	53	N	Washington St.	89 66	189	H	Lamar University	90 28
4	A	UConn	74 58	45	H	Oklahoma St.	94 48	72	H	Georgia	72 38	213	H	Arkansas St.	111 43
9	N	Indiana	77 62					73	H	South Fla.	58 46	283	H	Morehead St.	94 47
												304	H	New Hampshire	97 29
												307	H	Houston Baptist	112 42
												328	H	Grambling	120 46
LAST 10 Division I															
45	H	Oklahoma St.	94 48	72	H	Georgia	72 38								
4	A	UConn	74 58	2	N	South Carolina	59 74								
39	A	Oklahoma	77 56	9	N	Indiana	77 62								
283	H	Morehead St.	94 47	53	N	Washington St.	89 66								
213	H	Arkansas St.	111 43	189	H	Lamar University	90 28								

Non-Div I Games:

Baylor

■ Loss,
 ■ Non-Conf, S Site,
 ■ Home
 ■ Away
 N Neutral

Belmont

Through Games Of Jan. 13, 2020

Average RPI Win:	196	WON-LOST	WINNING	LAST 10	STRENGTH OF	OPP. STRENGTH	TEAM	ADJ.	CONF.	ADJ CONF.
Average RPI Loss:	63	RECORD	PCT. RANK	GAMES	SCHEDULE	OF SCHEDULE	RPI	RPI	RPI	RPI
DIV. I ONLY	8- 7	155	5-5	74	110	91	91	21	21	
DIV. I NON-CONF.	5- 6	187	2-4	60	24	99	99	23	23	
TOTALS	RPI 1-25	RPI 26-50	W-L RECORDS	RPI 51-100	RPI 101-150	RPI 150+				
8- 7	0- 1	1- 4	OVERALL	1- 1	0- 0	6- 1				
6- 0	0- 0	1- 0	HOME	1- 0	0- 0	4- 0				
2- 5	0- 0	0- 3	AWAY	0- 1	0- 0	2- 1				
0- 2	0- 1	0- 1	NEUTRAL	0- 0	0- 0	0- 0				
5- 6	0- 1	1- 4	NON-CONFERENCE	1- 0	0- 0	3- 1				
4- 0	0- 0	1- 0	HOME	1- 0	0- 0	2- 0				
1- 4	0- 0	0- 3	AWAY	0- 0	0- 0	1- 1				
0- 2	0- 1	0- 1	NEUTRAL	0- 0	0- 0	0- 0				
3- 1	0- 0	0- 0	CONFERENCE	0- 1	0- 0	3- 0				
2- 0	0- 0	0- 0	HOME	0- 0	0- 0	2- 0				
1- 1	0- 0	0- 0	AWAY	0- 1	0- 0	1- 0				
0- 0	0- 0	0- 0	NEUTRAL	0- 0	0- 0	0- 0				

RPI 1-25				RPI 26-50				RPI 51-100				Team's RPI: 91	RPI 101+			
RPI	S	Opponent	Score	RPI	S	Opponent	Score	RPI	S	Opponent	Score		RPI	S	Opponent	Score
24	N	Maryland	26 90	32	A	Marquette	51 53	64	H	UCF	72 37		178	A	Toledo	48 53
				37	N	Virginia Tech	58 60	77	A	UT Martin	57 74		193	A	Southeast Mo. St.	57 45
				46	A	Arkansas	60 91						217	H	Northern Ky.	62 45
				47	A	Western Ky.	46 77						222	H	Chattanooga	63 50
				49	H	Middle Tenn.	68 57						243	H	Eastern Ill.	69 45
													267	A	Lipscomb	69 68
													315	H	SIUE	69 48
LAST 10 Division I																
				77	A	UT Martin	57 74	49	H	Middle Tenn.	68 57					
				193	A	Southeast Mo. St.	57 45	267	A	Lipscomb	69 68					
				243	H	Eastern Ill.	69 45	178	A	Toledo	48 53					
				315	H	SIUE	69 48	24	N	Maryland	26 90					
				32	A	Marquette	51 53	37	N	Virginia Tech	58 60					

Non-Div I Games:

Belmont

Loss, Non-Conf, S Site, H Home A Away N Neutral

Bethune-Cookman

Through Games Of Jan. 13, 2020

Average RPI Win:	279	WON-LOST	WINNING	LAST 10	STRENGTH OF	OPP. STRENGTH	TEAM	ADJ.	CONF.	ADJ CONF.
Average RPI Loss:	97	RECORD	PCT. RANK	GAMES	SCHEDULE	OF SCHEDULE	RPI	RPI	RPI	RPI
DIV. I ONLY	9- 5	94	6-4	306	219	181	181	29	29	
DIV. I NON-CONF.	6- 4	122	3-3	293	179	165	165	31	31	
TOTALS	RPI 1-25	RPI 26-50	W-L RECORDS	RPI 51-100	RPI 101-150	RPI 150+				
9- 5	0- 0	0- 1	OVERALL	0- 2	0- 0	9- 2				
3- 2	0- 0	0- 1	HOME	0- 1	0- 0	3- 0				
5- 3	0- 0	0- 0	AWAY	0- 1	0- 0	5- 2				
1- 0	0- 0	0- 0	NEUTRAL	0- 0	0- 0	1- 0				
6- 4	0- 0	0- 1	NON-CONFERENCE	0- 2	0- 0	6- 1				
1- 2	0- 0	0- 1	HOME	0- 1	0- 0	1- 0				
4- 2	0- 0	0- 0	AWAY	0- 1	0- 0	4- 1				
1- 0	0- 0	0- 0	NEUTRAL	0- 0	0- 0	1- 0				
3- 1	0- 0	0- 0	CONFERENCE	0- 0	0- 0	3- 1				
2- 0	0- 0	0- 0	HOME	0- 0	0- 0	2- 0				
1- 1	0- 0	0- 0	AWAY	0- 0	0- 0	1- 1				
0- 0	0- 0	0- 0	NEUTRAL	0- 0	0- 0	0- 0				

RPI 1-25				RPI 26-50				RPI 51-100				RPI 101+				Team's RPI: 181	
RPI	S	Opponent	Score	RPI	S	Opponent	Score	RPI	S	Opponent	Score	RPI	S	Opponent	Score		
				28	H	Central Mich.	67 92	70	H	Troy	62 68	153	A	Auburn	56 74		
								75	A	Alabama	49 60	157	A	Norfolk St.	51 61		
												215	A	Jacksonville	53 52		
												220	A	Howard	75 59		
												223	A	Stetson	59 55		
												271	N	Appalachian St.	61 44		
												287	H	Ga. Southern	75 57		
												296	H	Morgan St.	74 65		
												311	A	FIU	65 60		
												341	H	Coppin St.	82 51		
												347	A	Charleston So.	81 41		
LAST 10 Division I																	
				296	H	Morgan St.	74 65	223	A	Stetson	59 55						
				341	H	Coppin St.	82 51	271	N	Appalachian St.	61 44						
				220	A	Howard	75 59	75	A	Alabama	49 60						
				157	A	Norfolk St.	51 61	153	A	Auburn	56 74						
				28	H	Central Mich.	67 92	215	A	Jacksonville	53 52						

Non-Div I Games: Edward Waters 79 46 Palm Beach Atl. 68 45

Bethune-Cookman

■ Loss,
 ■ Non-Conf, S Site,
 ■ Home
 ■ Away
 N Neutral

Binghamton

Through Games Of Jan. 13, 2020

Average RPI Win:	267	WON-LOST	WINNING	LAST 10	STRENGTH OF	OPP. STRENGTH	TEAM	ADJ.	CONF.	ADJ CONF.
Average RPI Loss:	178	RECORD	PCT. RANK	GAMES	SCHEDULE	OF SCHEDULE	RPI	RPI	RPI	RPI
DIV. I ONLY	11- 4	57	6-4	336	212	183	183	28	28	
DIV. I NON-CONF.	10- 2	31	5-2	329	181	123	123	29	29	
TOTALS	RPI 1-25	RPI 26-50	W-L RECORDS	RPI 51-100	RPI 101-150	RPI 150+				
11- 4	0- 0	0- 1	OVERALL	0- 0	1- 1	10- 2				
5- 1	0- 0	0- 0	HOME	0- 0	0- 0	5- 1				
5- 2	0- 0	0- 1	AWAY	0- 0	1- 0	4- 1				
1- 1	0- 0	0- 0	NEUTRAL	0- 0	0- 1	1- 0				
10- 2	0- 0	0- 1	NON-CONFERENCE	0- 0	1- 1	9- 0				
5- 0	0- 0	0- 0	HOME	0- 0	0- 0	5- 0				
4- 1	0- 0	0- 1	AWAY	0- 0	1- 0	3- 0				
1- 1	0- 0	0- 0	NEUTRAL	0- 0	0- 1	1- 0				
1- 2	0- 0	0- 0	CONFERENCE	0- 0	0- 0	1- 2				
0- 1	0- 0	0- 0	HOME	0- 0	0- 0	0- 1				
1- 1	0- 0	0- 0	AWAY	0- 0	0- 0	1- 1				
0- 0	0- 0	0- 0	NEUTRAL	0- 0	0- 0	0- 0				

RPI 1-25			RPI 26-50			RPI 51-100			RPI 101+			Team's RPI: 183
RPI	S	Opponent	Score	RPI	S	Opponent	Score	RPI	S	Opponent	Score	
				31	A	Miami (FL)	56 79					
								139	N	Austin Peay	63 80	
								140	A	Cornell	59 56	
								187	H	Eastern Mich.	78 67	
								226	H	UMass Lowell	56 66	
								245	A	Delaware St.	75 66	
								247	H	Niagara	74 55	
								250	H	Lafayette	74 64	
								268	H	St. Bonaventure	78 67	
								309	A	Siena	89 62	
								312	A	UMBC	61 43	
								314	A	Albany (NY)	53 56	
								317	H	NJIT	75 40	
								328	N	Grambling	88 67	
								334	A	Fairleigh Dickinson	60 48	
LAST 10 Division I												
226	H	UMass Lowell	56 66	139	N	Austin Peay	63 80					
312	A	UMBC	61 43	31	A	Miami (FL)	56 79					
314	A	Albany (NY)	53 56	140	A	Cornell	59 56					
317	H	NJIT	75 40	187	H	Eastern Mich.	78 67					
328	N	Grambling	88 67	268	H	St. Bonaventure	78 67					

Non-Div I Games: Bloomsburg 70 45

Binghamton

Loss, Non-Conf, S Site, H Home A Away N Neutral

Average RPI Win:	232	WON-LOST	WINNING	LAST 10	STRENGTH OF	OPP. STRENGTH	TEAM	ADJ.	CONF.	ADJ CONF.
Average RPI Loss:	87	RECORD	PCT. RANK	GAMES	SCHEDULE	OF SCHEDULE	RPI	RPI	RPI	RPI
DIV. I ONLY	10- 6	101	7-3	114	139	94	94	19	19	
DIV. I NON-CONF.	6- 4	122	3-1	65	41	76	76	25	25	
TOTALS	RPI 1-25	RPI 26-50	W-L RECORDS	RPI 51-100	RPI 101-150	RPI 150+				
10- 6	0- 2	0- 1	OVERALL	0- 1	1- 0	9- 2				
7- 2	0- 1	0- 0	HOME	0- 1	1- 0	6- 0				
3- 4	0- 1	0- 1	AWAY	0- 0	0- 0	3- 2				
0- 0	0- 0	0- 0	NEUTRAL	0- 0	0- 0	0- 0				
6- 4	0- 2	0- 1	NON-CONFERENCE	0- 1	1- 0	5- 0				
4- 2	0- 1	0- 0	HOME	0- 1	1- 0	3- 0				
2- 2	0- 1	0- 1	AWAY	0- 0	0- 0	2- 0				
0- 0	0- 0	0- 0	NEUTRAL	0- 0	0- 0	0- 0				
4- 2	0- 0	0- 0	CONFERENCE	0- 0	0- 0	4- 2				
3- 0	0- 0	0- 0	HOME	0- 0	0- 0	3- 0				
1- 2	0- 0	0- 0	AWAY	0- 0	0- 0	1- 2				
0- 0	0- 0	0- 0	NEUTRAL	0- 0	0- 0	0- 0				

RPI 1-25				RPI 26-50				RPI 51-100 Team's RPI: 94				RPI 101+			
RPI	S	Opponent	Score	RPI	S	Opponent	Score	RPI	S	Opponent	Score	RPI	S	Opponent	Score
1	H	Missouri St.	69 72	33	A	TCU	65 77	53	H	Washington St.	68 80	103	H	BYU	66 55
3	A	Louisville	82 98									159	A	UAB	83 81
												171	H	New Mexico	83 82
												186	H	Portland St.	82 57
												204	A	UNLV	65 66
												227	A	Wyoming	68 73
												231	H	Pepperdine	76 74
												259	A	Colorado St.	72 69
												282	H	San Diego St.	86 72
												289	A	Eastern Wash.	63 61
												300	H	Nevada	54 40
												339	H	Utah Valley	77 69
LAST 10 Division I															
282	H	San Diego St.	86 72	289	A	Eastern Wash.	63 61								
204	A	UNLV	65 66	103	H	BYU	66 55								
300	H	Nevada	54 40	259	A	Colorado St.	72 69								
227	A	Wyoming	68 73	171	H	New Mexico	83 82								
231	H	Pepperdine	76 74	33	A	TCU	65 77								

Non-Div I Games: Lewis-Clark St. 88 34 Western Ore. 75 32

Boise St.

Average RPI Win:	204	WON-LOST	WINNING	LAST 10	STRENGTH OF	OPP. STRENGTH	TEAM	ADJ.	CONF.	ADJ CONF.
Average RPI Loss:	54	RECORD	PCT. RANK	GAMES	SCHEDULE	OF SCHEDULE	RPI	RPI	RPI	RPI
DIV. I ONLY	9- 7	141	5-5	133	26	105	105	3	3	
DIV. I NON-CONF.	7- 4	100	3-2	104	106	74	74	3	3	
TOTALS	RPI 1-25	RPI 26-50	W-L RECORDS	RPI 51-100	RPI 101-150	RPI 150+				
9- 7	0- 2	0- 3	OVERALL	0- 0	2- 2	7- 0				
5- 2	0- 1	0- 1	HOME	0- 0	1- 0	4- 0				
3- 4	0- 1	0- 1	AWAY	0- 0	1- 2	2- 0				
1- 1	0- 0	0- 1	NEUTRAL	0- 0	0- 0	1- 0				
7- 4	0- 1	0- 1	NON-CONFERENCE	0- 0	1- 2	6- 0				
5- 0	0- 0	0- 0	HOME	0- 0	1- 0	4- 0				
1- 3	0- 1	0- 0	AWAY	0- 0	0- 2	1- 0				
1- 1	0- 0	0- 1	NEUTRAL	0- 0	0- 0	1- 0				
2- 3	0- 1	0- 2	CONFERENCE	0- 0	1- 0	1- 0				
0- 2	0- 1	0- 1	HOME	0- 0	0- 0	0- 0				
2- 1	0- 0	0- 1	AWAY	0- 0	1- 0	1- 0				
0- 0	0- 0	0- 0	NEUTRAL	0- 0	0- 0	0- 0				

RPI 1-25				RPI 26-50				RPI 51-100				RPI 101+ Team's RPI: 105			
RPI	S	Opponent	Score	RPI	S	Opponent	Score	RPI	S	Opponent	Score	RPI	S	Opponent	Score
15	A	Northwestern	63 66	26	H	Virginia	52 69					106	A	Providence	60 76
21	H	NC State	54 72	40	A	Duke	73 85					121	A	Holy Cross	71 80
				48	N	Charlotte	68 84					124	A	Notre Dame	75 65
												134	H	VCU	87 52
												152	N	Tulane	89 76
												185	A	Boston U.	88 57
												191	H	Rhode Island	66 55
												226	H	UMass Lowell	89 46
												245	H	Delaware St.	109 69
												288	A	Pittsburgh	79 70
												295	H	St. Francis Brooklyn	106 69
LAST 10 Division I															
26	H	Virginia	52 69	185	A	Boston U.	88 57								
124	A	Notre Dame	75 65	40	A	Duke	73 85								
288	A	Pittsburgh	79 70	15	A	Northwestern	63 66								
21	H	NC State	54 72	152	N	Tulane	89 76								
245	H	Delaware St.	109 69	48	N	Charlotte	68 84								

Non-Div I Games:

Boston College

■ Loss,
 ■ Non-Conf,
 S Site,
 ■ Home
 ■ Away
 N Neutral

Season 01				Through Games Of Jan. 15, 1910						
Average RPI Win:	242	WON-LOST	WINNING	LAST 10	STRENGTH OF	OPP. STRENGTH	TEAM	ADJ.	CONF.	ADJ CONF.
Average RPI Loss:	137	RECORD	PCT. RANK	GAMES	SCHEDULE	OF SCHEDULE	RPI	RPI	RPI	RPI
DIV. I ONLY	7- 8	193	4-6	173	240	185	185	16	16	
DIV. I NON-CONF.	5- 6	187	2-4	174	248	196	196	16	16	
TOTALS	RPI 1-25	RPI 26-50	W-L RECORDS	RPI 51-100	RPI 101-150	RPI 150+				
7- 8	0- 0	0- 0	OVERALL	0- 3	0- 3	7- 2				
3- 4	0- 0	0- 0	HOME	0- 1	0- 3	3- 0				
4- 4	0- 0	0- 0	AWAY	0- 2	0- 0	4- 2				
0- 0	0- 0	0- 0	NEUTRAL	0- 0	0- 0	0- 0				
5- 6	0- 0	0- 0	NON-CONFERENCE	0- 2	0- 3	5- 1				
2- 4	0- 0	0- 0	HOME	0- 1	0- 3	2- 0				
3- 2	0- 0	0- 0	AWAY	0- 1	0- 0	3- 1				
0- 0	0- 0	0- 0	NEUTRAL	0- 0	0- 0	0- 0				
2- 2	0- 0	0- 0	CONFERENCE	0- 1	0- 0	2- 1				
1- 0	0- 0	0- 0	HOME	0- 0	0- 0	1- 0				
1- 2	0- 0	0- 0	AWAY	0- 1	0- 0	1- 1				
0- 0	0- 0	0- 0	NEUTRAL	0- 0	0- 0	0- 0				

RPI 1-25				RPI 26-50				RPI 51-100				RPI 101+				Team's RPI: 185	
RPI	S	Opponent	Score	RPI	S	Opponent	Score	RPI	S	Opponent	Score	RPI	S	Opponent	Score		
								71	H	Marist	75 89	105	H	Boston College	57 88		
								81	A	Lehigh	34 51	118	H	Massachusetts	45 58		
								99	A	California	62 73	142	H	Harvard	39 66		
												165	H	Dartmouth	74 56		
												182	H	Northeastern	72 56		
												205	H	American	59 44		
												232	A	UC Davis	68 75		
												249	A	Maine	62 49		
												250	A	Lafayette	57 59		
												278	A	Army West Point	72 66		
												304	A	New Hampshire	78 64		
												314	A	Albany (NY)	60 58		
LAST 10 Division I																	
				278	A	Army West Point	72 66	165	H	Dartmouth	74 56						
				81	A	Lehigh	34 51	105	H	Boston College	57 88						
				205	H	American	59 44	118	H	Massachusetts	45 58						
				250	A	Lafayette	57 59	99	A	California	62 73						
				182	H	Northeastern	72 56	232	A	UC Davis	68 75						

Non-Div I Games:

Boston U.

Loss, Non-Conf, S Site, H Home A Away N Neutral

Average RPI Win: 257		WON-LOST	WINNING	LAST 10	STRENGTH OF	OPP. STRENGTH	TEAM	ADJ.	CONF.	ADJ CONF.
Average RPI Loss: 140		RECORD	PCT. RANK	GAMES	SCHEDULE	OF SCHEDULE	RPI	RPI	RPI	RPI
DIV. I ONLY		5- 8	231	3-7	136	257	202	202	10	10
DIV. I NON-CONF.		5- 5	163	3-4	154	285	142	142	10	10
TOTALS	RPI 1-25	RPI 26-50		W-L RECORDS		RPI 51-100	RPI 101-150	RPI 150+		
5- 8	0- 0	0- 1		OVERALL		0- 1	0- 1	5- 5		
2- 2	0- 0	0- 0		HOME		0- 1	0- 0	2- 1		
2- 4	0- 0	0- 1		AWAY		0- 0	0- 1	2- 2		
1- 2	0- 0	0- 0		NEUTRAL		0- 0	0- 0	1- 2		
5- 5	0- 0	0- 1		NON-CONFERENCE		0- 0	0- 1	5- 3		
2- 0	0- 0	0- 0		HOME		0- 0	0- 0	2- 0		
2- 3	0- 0	0- 1		AWAY		0- 0	0- 1	2- 1		
1- 2	0- 0	0- 0		NEUTRAL		0- 0	0- 0	1- 2		
0- 3	0- 0	0- 0		CONFERENCE		0- 1	0- 0	0- 2		
0- 2	0- 0	0- 0		HOME		0- 1	0- 0	0- 1		
0- 1	0- 0	0- 0		AWAY		0- 0	0- 0	0- 1		
0- 0	0- 0	0- 0		NEUTRAL		0- 0	0- 0	0- 0		

RPI 1-25				RPI 26-50				RPI 51-100				RPI 101+				Team's RPI: 202	
RPI	S	Opponent	Score	RPI	S	Opponent	Score	RPI	S	Opponent	Score	RPI	S	Opponent	Score		
				27	A	Purdue	74 81	66	H	Ball St.	80 86	115	A	Loyola Chicago	76 84		
												156	H	Cleveland St.	89 62		
												162	N	Green Bay	54 73		
												166	H	Akron	73 76		
												174	A	Valparaiso	90 95		
												187	A	Eastern Mich.	61 78		
												219	N	San Francisco	56 64		
												265	A	Milwaukee	63 51		
												281	A	Marshall	82 69		
												283	H	Morehead St.	79 65		
												301	N	California Baptist	98 60		
LAST 10 Division I																	
				166	H	Akron	73 76	265	A	Milwaukee	63 51						
				66	H	Ball St.	80 86	281	A	Marshall	82 69						
				187	A	Eastern Mich.	61 78	301	N	California Baptist	98 60						
				27	A	Purdue	74 81	219	N	San Francisco	56 64						
				115	A	Loyola Chicago	76 84	162	N	Green Bay	54 73						

Non-Div I Games:	Davis & Elkins	91	52	Notre Dame (OH)	88	54
------------------	----------------	----	----	-----------------	----	----

Bowling Green

■ Loss, ■ Non-Conf, S Site, H Home A Away N Neutral

Average RPI Win:	223	WON-LOST	WINNING	LAST 10	STRENGTH OF	OPP. STRENGTH	TEAM	ADJ.	CONF.	ADJ CONF.
Average RPI Loss:	80	RECORD	PCT. RANK	GAMES	SCHEDULE	OF SCHEDULE	RPI	RPI	RPI	RPI
DIV. I ONLY	11- 2	25	9-1	314	143	108	108	7	7	
DIV. I NON-CONF.	8- 2	54	6-1	298	163	107	107	7	7	
TOTALS	RPI 1-25	RPI 26-50	W-L RECORDS	RPI 51-100	RPI 101-150	RPI 150+				
11- 2	0- 0	0- 0	OVERALL	1- 2	1- 0	9- 0				
6- 0	0- 0	0- 0	HOME	1- 0	0- 0	5- 0				
2- 1	0- 0	0- 0	AWAY	0- 1	0- 0	2- 0				
3- 1	0- 0	0- 0	NEUTRAL	0- 1	1- 0	2- 0				
8- 2	0- 0	0- 0	NON-CONFERENCE	0- 2	1- 0	7- 0				
3- 0	0- 0	0- 0	HOME	0- 0	0- 0	3- 0				
2- 1	0- 0	0- 0	AWAY	0- 1	0- 0	2- 0				
3- 1	0- 0	0- 0	NEUTRAL	0- 1	1- 0	2- 0				
3- 0	0- 0	0- 0	CONFERENCE	1- 0	0- 0	2- 0				
3- 0	0- 0	0- 0	HOME	1- 0	0- 0	2- 0				
0- 0	0- 0	0- 0	AWAY	0- 0	0- 0	0- 0				
0- 0	0- 0	0- 0	NEUTRAL	0- 0	0- 0	0- 0				

RPI	S	Opponent	Score	RPI	S	Opponent	Score	RPI	S	Opponent	Score	RPI	S	Opponent	Score	Team's RPI: 108
60	A	Michigan	57	77	127	N	Richmond	61	57							
84	H	Illinois St.	76	61	160	H	Miami (OH)	79	68							
100	N	Liberty	63	75	176	H	Jackson St.	78	69							
					192	N	George Mason	61	59							
					233	A	Western Ill.	84	49							
					270	A	Oakland	74	58							
					274	H	Indiana St.	91	75							
					289	N	Eastern Wash.	66	46							
					319	H	North Dakota St.	70	64							
					326	H	Evansville	82	51							
LAST 10 Division I																
84	H	Illinois St.	76	61	176	H	Jackson St.	78	69							
274	H	Indiana St.	91	75	319	H	North Dakota St.	70	64							
326	H	Evansville	82	51	127	N	Richmond	61	57							
289	N	Eastern Wash.	66	46	192	N	George Mason	61	59							
100	N	Liberty	63	75	160	H	Miami (OH)	79	68							

Non-Div I Games: Eureka 101 39

Bradley

Average RPI Win:	297	WON-LOST	WINNING	LAST 10	STRENGTH OF	OPP. STRENGTH	TEAM	ADJ.	CONF.	ADJ CONF.
Average RPI Loss:	176	RECORD	PCT. RANK	GAMES	SCHEDULE	OF SCHEDULE	RPI	RPI	RPI	RPI
DIV. I ONLY	6- 7	201	4-6	297	323	241	241	9	9	
DIV. I NON-CONF.	6- 7	182	4-6	296	327	248	248	9	9	
TOTALS	RPI 1-25	RPI 26-50	W-L RECORDS	RPI 51-100	RPI 101-150	RPI 150+				
6- 7	0- 0	0- 0	OVERALL	0- 1	0- 2	6- 4				
1- 3	0- 0	0- 0	HOME	0- 0	0- 1	1- 2				
5- 3	0- 0	0- 0	AWAY	0- 1	0- 1	5- 1				
0- 1	0- 0	0- 0	NEUTRAL	0- 0	0- 0	0- 1				
6- 7	0- 0	0- 0	NON-CONFERENCE	0- 1	0- 2	6- 4				
1- 3	0- 0	0- 0	HOME	0- 0	0- 1	1- 2				
5- 3	0- 0	0- 0	AWAY	0- 1	0- 1	5- 1				
0- 1	0- 0	0- 0	NEUTRAL	0- 0	0- 0	0- 1				
0- 0	0- 0	0- 0	CONFERENCE	0- 0	0- 0	0- 0				
0- 0	0- 0	0- 0	HOME	0- 0	0- 0	0- 0				
0- 0	0- 0	0- 0	AWAY	0- 0	0- 0	0- 0				
0- 0	0- 0	0- 0	NEUTRAL	0- 0	0- 0	0- 0				

RPI	S	Opponent	Score	RPI	S	Opponent	Score	RPI	S	Opponent	Score	RPI	S	Opponent	Score	Team's RPI: 241
73	A	South Fla.	60	70	121	H	Holy Cross	71	83	118	A	Massachusetts	42	95		
										121	H	Holy Cross	71	83		
										177	H	Merrimack	57	72		
										191	N	Rhode Island	44	89		
										234	A	Longwood	76	86		
										249	H	Maine	76	70		
										257	A	Fairfield	58	44		
										304	A	New Hampshire	76	68		
										311	A	FIU	72	57		
										318	A	Bryant	56	50		
										318	H	Bryant	44	45		
										340	A	Central Conn. St.	83	73		
LAST 10 Division I																
73	A	South Fla.	60	70	121	H	Holy Cross	71	83							
311	A	FIU	72	57	177	H	Merrimack	57	72							
257	A	Fairfield	58	44	304	A	New Hampshire	76	68							
318	A	Bryant	56	50	118	A	Massachusetts	42	95							
191	N	Rhode Island	44	89	234	A	Longwood	76	86							

Non-Div I Games:

Brown

Average RPI Win: 296	WON-LOST	WINNING	LAST 10	STRENGTH OF	OPP. STRENGTH	TEAM	ADJ.	CONF.	ADJ CONF.
Average RPI Loss: 196	RECORD	PCT. RANK	GAMES	SCHEDULE	OF SCHEDULE	RPI	RPI	RPI	RPI
DIV. I ONLY	3- 12	309	2-8	277	310	318	318	30	30
DIV. I NON-CONF.	2- 9	304	1-5	273	285	325	325	30	30
TOTALS	RPI 1-25	RPI 26-50	W-L RECORDS	RPI 51-100	RPI 101-150	RPI 150+			
3- 12	0- 0	0- 0	OVERALL	0- 1	0- 3	3- 8			
1- 6	0- 0	0- 0	HOME	0- 0	0- 1	1- 5			
2- 6	0- 0	0- 0	AWAY	0- 1	0- 2	2- 3			
0- 0	0- 0	0- 0	NEUTRAL	0- 0	0- 0	0- 0			
2- 9	0- 0	0- 0	NON-CONFERENCE	0- 1	0- 3	2- 5			
1- 4	0- 0	0- 0	HOME	0- 0	0- 1	1- 3			
1- 5	0- 0	0- 0	AWAY	0- 1	0- 2	1- 2			
0- 0	0- 0	0- 0	NEUTRAL	0- 0	0- 0	0- 0			
1- 3	0- 0	0- 0	CONFERENCE	0- 0	0- 0	1- 3			
0- 2	0- 0	0- 0	HOME	0- 0	0- 0	0- 2			
1- 1	0- 0	0- 0	AWAY	0- 0	0- 0	1- 1			
0- 0	0- 0	0- 0	NEUTRAL	0- 0	0- 0	0- 0			

RPI S	Opponent	Score	RPI S	Opponent	Score	RPI S	Opponent	Score	RPI S	Opponent	Score	Team's RPI: 318
						57	A Minnesota	56	106	H Providence	32	76
									121	A Holy Cross	75	87
									126	A Illinois	55	69
									177	A Merrimack	66	78
									214	H Mt. St. Mary's	70	76
									221	H Saint Francis (PA)	60	63
									226	H UMass Lowell	35	55
									241	A Brown	45	44
									241	H Brown	50	56
									277	A Vermont	66	71
									278	A Army West Point	75	81
									304	H New Hampshire	56	68
									314	H Albany (NY)	68	55
									334	A Fairleigh Dickinson	57	45
LAST 10 Division I												
214	H Mt. St. Mary's	70	76	314	H Albany (NY)	68	55					
177	A Merrimack	66	78	241	H Brown	50	56					
334	A Fairleigh Dickinson	57	45	106	H Providence	32	76					
221	H Saint Francis (PA)	60	63	226	H UMass Lowell	35	55					
278	A Army West Point	75	81	57	A Minnesota	56	101					

Non-Div I Games:

Bryant

■ Loss,
 ■ Non-Conf,
 ■ S Site,
 ■ H Home
 ■ A Away
 N Neutral

Bucknell

Through Games Of Jan. 13, 2020

Average RPI Win:	208	WON-LOST	WINNING	LAST 10	STRENGTH OF	OPP. STRENGTH	TEAM	ADJ.	CONF.	ADJ CONF.
Average RPI Loss:	94	RECORD	PCT. RANK	GAMES	SCHEDULE	OF SCHEDULE	RPI	RPI	RPI	RPI
DIV. I ONLY	11- 4	57	9-1	163	145	63	63	16	16	
DIV. I NON-CONF.	7- 4	100	5-1	139	112	84	84	16	16	
TOTALS	RPI 1-25	RPI 26-50	W-L RECORDS	RPI 51-100	RPI 101-150	RPI 150+				
11- 4	0- 0	0- 1	OVERALL	1- 2	2- 0	8- 1				
4- 1	0- 0	0- 0	HOME	1- 1	0- 0	3- 0				
5- 3	0- 0	0- 1	AWAY	0- 1	1- 0	4- 1				
2- 0	0- 0	0- 0	NEUTRAL	0- 0	1- 0	1- 0				
7- 4	0- 0	0- 1	NON-CONFERENCE	1- 2	1- 0	5- 1				
3- 1	0- 0	0- 0	HOME	1- 1	0- 0	2- 0				
2- 3	0- 0	0- 1	AWAY	0- 1	0- 0	2- 1				
2- 0	0- 0	0- 0	NEUTRAL	0- 0	1- 0	1- 0				
4- 0	0- 0	0- 0	CONFERENCE	0- 0	1- 0	3- 0				
1- 0	0- 0	0- 0	HOME	0- 0	0- 0	1- 0				
3- 0	0- 0	0- 0	AWAY	0- 0	1- 0	2- 0				
0- 0	0- 0	0- 0	NEUTRAL	0- 0	0- 0	0- 0				

RPI S	Opponent	Score	RPI S	Opponent	Score	RPI S	Opponent	Score	RPI S	Opponent	Score
			26 A	Virginia	60 84	52 H	Temple	61 72	113 N	Cincinnati	56 48
						78 H	Drexel	60 49	121 A	Holy Cross	51 40
						89 A	Stony Brook	73 78	192 A	George Mason	64 51
									207 A	Quinnipiac	69 76
									220 N	Howard	70 60
									221 A	Saint Francis (PA)	70 46
									250 H	Lafayette	50 36
									268 H	St. Bonaventure	68 60
									269 A	Navy	61 34
									278 A	Army West Point	63 52
									280 H	Monmouth	71 37
LAST 10 Division I											
121 A	Holy Cross	51 40	221 A	Saint Francis (PA)	70 46						
269 A	Navy	61 34	78 H	Drexel	60 49						
250 H	Lafayette	50 36	192 A	George Mason	64 51						
278 A	Army West Point	63 52	113 N	Cincinnati	56 48						
89 A	Stony Brook	73 78	220 N	Howard	70 60						

Non-Div I Games:

Bucknell

Loss, Non-Conf, S Site, H Home A Away N Neutral

Buffalo

Through Games Of Jan. 13, 2020

Average RPI Win:	208	WON-LOST	WINNING	LAST 10	STRENGTH OF	OPP. STRENGTH	TEAM	ADJ.	CONF.	ADJ CONF.
Average RPI Loss:	112	RECORD	PCT. RANK	GAMES	SCHEDULE	OF SCHEDULE	RPI	RPI	RPI	RPI
DIV. I ONLY	10- 4	62	6-4	172	199	80	80	10	10	
DIV. I NON-CONF.	9- 2	40	5-2	204	219	58	58	10	10	
TOTALS	RPI 1-25	RPI 26-50	W-L RECORDS	RPI 51-100	RPI 101-150	RPI 150+				
10- 4	0- 1	0- 0	OVERALL	1- 1	1- 0	8- 2				
5- 1	0- 0	0- 0	HOME	0- 1	1- 0	4- 0				
3- 3	0- 1	0- 0	AWAY	0- 0	0- 0	3- 2				
2- 0	0- 0	0- 0	NEUTRAL	1- 0	0- 0	1- 0				
9- 2	0- 1	0- 0	NON-CONFERENCE	1- 0	1- 0	7- 1				
5- 0	0- 0	0- 0	HOME	0- 0	1- 0	4- 0				
2- 2	0- 1	0- 0	AWAY	0- 0	0- 0	2- 1				
2- 0	0- 0	0- 0	NEUTRAL	1- 0	0- 0	1- 0				
1- 2	0- 0	0- 0	CONFERENCE	0- 1	0- 0	1- 1				
0- 1	0- 0	0- 0	HOME	0- 1	0- 0	0- 0				
1- 1	0- 0	0- 0	AWAY	0- 0	0- 0	1- 1				
0- 0	0- 0	0- 0	NEUTRAL	0- 0	0- 0	0- 0				

RPI 1-25				RPI 26-50				RPI 51-100 Team's RPI: 80				RPI 101+			
RPI	S	Opponent	Score	RPI	S	Opponent	Score	RPI	S	Opponent	Score	RPI	S	Opponent	Score
8	A	Stanford	69 88					78	N	Drexel	63 59	116	H	Dayton	67 59
								86	H	Ohio	65 76	160	A	Miami (OH)	86 72
												165	H	Dartmouth	73 49
												172	H	Columbia	82 75
												175	A	San Jose St.	88 95
												178	A	Toledo	59 71
												205	N	American	73 55
												247	A	Niagara	81 67
												268	A	St. Bonaventure	46 36
												333	H	Canisius	71 55
												340	H	Central Conn. St.	61 56
LAST 10 Division I															
86	H	Ohio	65 76	268	A	St. Bonaventure	46 36								
178	A	Toledo	59 71	205	N	American	73 55								
160	A	Miami (OH)	86 72	78	N	Drexel	63 59								
165	H	Dartmouth	73 49	8	A	Stanford	69 88								
116	H	Dayton	67 59	175	A	San Jose St.	88 95								

Non-Div I Games:

Buffalo

■ Loss,
 ■ Non-Conf, S Site,
 ■ Home
 ■ Away
 N Neutral

Average RPI Win:	212	WON-LOST	WINNING	LAST 10	STRENGTH OF	OPP. STRENGTH	TEAM	ADJ.	CONF.	ADJ CONF.
Average RPI Loss:	53	RECORD	PCT. RANK	GAMES	SCHEDULE	OF SCHEDULE	RPI	RPI	RPI	RPI
DIV. I ONLY	11- 5	74	7-3	232	56	133	133	6	6	
DIV. I NON-CONF.	8- 3	68	4-1	211	78	120	120	6	6	
TOTALS	RPI 1-25	RPI 26-50	W-L RECORDS	RPI 51-100	RPI 101-150	RPI 150+				
11- 5	0- 1	0- 0	OVERALL	3- 4	0- 0	8- 0				
7- 3	0- 1	0- 0	HOME	1- 2	0- 0	6- 0				
3- 1	0- 0	0- 0	AWAY	1- 1	0- 0	2- 0				
1- 1	0- 0	0- 0	NEUTRAL	1- 1	0- 0	0- 0				
8- 3	0- 1	0- 0	NON-CONFERENCE	2- 2	0- 0	6- 0				
7- 1	0- 1	0- 0	HOME	1- 0	0- 0	6- 0				
0- 1	0- 0	0- 0	AWAY	0- 1	0- 0	0- 0				
1- 1	0- 0	0- 0	NEUTRAL	1- 1	0- 0	0- 0				
3- 2	0- 0	0- 0	CONFERENCE	1- 2	0- 0	2- 0				
0- 2	0- 0	0- 0	HOME	0- 2	0- 0	0- 0				
3- 0	0- 0	0- 0	AWAY	1- 0	0- 0	2- 0				
0- 0	0- 0	0- 0	NEUTRAL	0- 0	0- 0	0- 0				

RPI 1-25				RPI 26-50				RPI 51-100				RPI 101+ Team's RPI: 133			
RPI	S	Opponent	Score	RPI	S	Opponent	Score	RPI	S	Opponent	Score	RPI	S	Opponent	Score
9	H	Indiana	53 64					56	H	St. John's (NY)	42 67	166	H	Akron	76 55
								61	H	IUPUI	64 61	230	A	Xavier	78 70
								62	H	Seton Hall	62 67	238	A	Georgetown	47 46
								66	A	Ball St.	70 74	263	H	Eastern Ky.	73 41
								72	N	Georgia	36 69	272	H	High Point	74 52
								86	N	Ohio	60 55	285	H	Wagner	74 58
								88	A	Villanova	58 41	322	H	Purdue Fort Wayne	85 58
												325	H	Detroit Mercy	82 60
LAST 10 Division I															
238	A	Georgetown	47 46	322	H	Purdue Fort Wayne	85 58								
88	A	Villanova	58 41	272	H	High Point	74 52								
230	A	Xavier	78 70	9	H	Indiana	53 64								
56	H	St. John's (NY)	42 67	166	H	Akron	76 55								
62	H	Seton Hall	62 67	86	N	Ohio	60 55								

Non-Div I Games:

Butler

CSU Bakersfield

Through Games Of Jan. 13, 2020

Average RPI Win:	234	WON-LOST	WINNING	LAST 10	STRENGTH OF	OPP. STRENGTH	TEAM	ADJ.	CONF.	ADJ CONF.
Average RPI Loss:	95	RECORD	PCT. RANK	GAMES	SCHEDULE	OF SCHEDULE	RPI	RPI	RPI	RPI
DIV. I ONLY	7- 5	131	7-3	107	172	76	76	32	32	
DIV. I NON-CONF.	5- 5	163	5-3	70	173	117	117	32	32	
TOTALS	RPI 1-25	RPI 26-50	W-L RECORDS	RPI 51-100	RPI 101-150	RPI 150+				
7- 5	0- 2	0- 0	OVERALL	1- 1	0- 1	6- 1				
5- 0	0- 0	0- 0	HOME	1- 0	0- 0	4- 0				
2- 5	0- 2	0- 0	AWAY	0- 1	0- 1	2- 1				
0- 0	0- 0	0- 0	NEUTRAL	0- 0	0- 0	0- 0				
5- 5	0- 2	0- 0	NON-CONFERENCE	1- 1	0- 1	4- 1				
5- 0	0- 0	0- 0	HOME	1- 0	0- 0	4- 0				
0- 5	0- 2	0- 0	AWAY	0- 1	0- 1	0- 1				
0- 0	0- 0	0- 0	NEUTRAL	0- 0	0- 0	0- 0				
2- 0	0- 0	0- 0	CONFERENCE	0- 0	0- 0	2- 0				
0- 0	0- 0	0- 0	HOME	0- 0	0- 0	0- 0				
2- 0	0- 0	0- 0	AWAY	0- 0	0- 0	2- 0				
0- 0	0- 0	0- 0	NEUTRAL	0- 0	0- 0	0- 0				

RPI 1-25				RPI 26-50				RPI 51-100 Team's RPI: 76				RPI 101+			
RPI	S	Opponent	Score	RPI	S	Opponent	Score	RPI	S	Opponent	Score	RPI	S	Opponent	Score
5	A	Oregon St.	50 69					65	H	Pacific	80 70	147	A	Wright St.	60 65
7	A	Gonzaga	48 92					83	A	Washington	49 80	175	H	San Jose St.	75 71
												225	A	Grand Canyon	59 54
												235	A	UC Riverside	52 53
												262	H	North Texas	61 52
												286	H	UC Santa Barbara	66 62
												301	A	California Baptist	66 61
												324	H	N.C. Central	80 71
LAST 10 Division I															
301	A	California Baptist	66 61	65	H	Pacific	80 70								
225	A	Grand Canyon	59 54	324	H	N.C. Central	80 71								
235	A	UC Riverside	52 53	175	H	San Jose St.	75 71								
5	A	Oregon St.	50 69	262	H	North Texas	61 52								
286	H	UC Santa Barbara	66 62	147	A	Wright St.	60 65								

Non-Div I Games: Fresno Pacific 95 64 Westcliff 100 44 Cal St. Dom. Hills 83 74

CSU Bakersfield

Loss, Non-Conf, S Site, H Home A Away N Neutral

Average RPI Win:	239	WON-LOST	WINNING	LAST 10	STRENGTH OF	OPP. STRENGTH	TEAM	ADJ.	CONF.	ADJ CONF.
Average RPI Loss:	138	RECORD	PCT. RANK	GAMES	SCHEDULE	OF SCHEDULE	RPI	RPI	RPI	RPI
DIV. I ONLY	6- 9	226	5-5	285	45	252	252	26	26	
DIV. I NON-CONF.	4- 9	250	3-5	264	31	269	269	26	26	
TOTALS	RPI 1-25	RPI 26-50	W-L RECORDS	RPI 51-100	RPI 101-150	RPI 150+				
6- 9	0- 1	0- 1	OVERALL	0- 1	0- 2	6- 4				
3- 4	0- 1	0- 1	HOME	0- 0	0- 2	3- 0				
2- 4	0- 0	0- 0	AWAY	0- 1	0- 0	2- 3				
1- 1	0- 0	0- 0	NEUTRAL	0- 0	0- 0	1- 1				
4- 9	0- 1	0- 1	NON-CONFERENCE	0- 1	0- 2	4- 4				
1- 4	0- 1	0- 1	HOME	0- 0	0- 2	1- 0				
2- 4	0- 0	0- 0	AWAY	0- 1	0- 0	2- 3				
1- 1	0- 0	0- 0	NEUTRAL	0- 0	0- 0	1- 1				
2- 0	0- 0	0- 0	CONFERENCE	0- 0	0- 0	2- 0				
2- 0	0- 0	0- 0	HOME	0- 0	0- 0	2- 0				
0- 0	0- 0	0- 0	AWAY	0- 0	0- 0	0- 0				
0- 0	0- 0	0- 0	NEUTRAL	0- 0	0- 0	0- 0				

RPI 1-25				RPI 26-50				RPI 51-100				RPI 101+ Team's RPI: 252			
RPI	S	Opponent	Score	RPI	S	Opponent	Score	RPI	S	Opponent	Score	RPI	S	Opponent	Score
6	H	UCLA	44 58	26	H	Virginia	47 72	53	A	Washington St.	61 71	102	H	Southern California	53 69
												146	H	Santa Clara	55 76
												154	H	Portland	73 64
												190	A	San Diego	40 59
												195	N	SMU	58 68
												200	H	Hawaii	58 54
												219	A	San Francisco	61 79
												256	H	UC Irvine	70 62
												266	A	LMU (CA)	56 54
												274	N	Indiana St.	67 59
												282	A	San Diego St.	74 69
												301	A	California Baptist	56 64
LAST 10 Division I															
256	H	UC Irvine	70 62	6	H	UCLA	44 58	266	A	LMU (CA)	56 54	274	N	Indiana St.	67 59
200	H	Hawaii	58 54	53	A	Washington St.	61 71	195	N	SMU	58 68				
282	A	San Diego St.	74 69												
190	A	San Diego	40 59												
146	H	Santa Clara	55 76												

Non-Div I Games: Hope Int'l 77 54

CSUN

■ Loss,
 ■ Non-Conf,
 ■ S Site,
 ■ H Home
 ■ A Away
 N Neutral

RPI 1-25				RPI 26-50				RPI 51-100				RPI 101+				Team's RPI: 330	
RPI	S	Opponent	Score	RPI	S	Opponent	Score	RPI	S	Opponent	Score	RPI	S	Opponent	Score		
				38	A	Arizona St.	41 66					119	H	Fresno St.	52 79		
				44	H	Old Dominion	55 61					129	A	Saint Mary's (CA)	67 84		
												189	H	Lamar University	57 56		
												231	A	Pepperdine	53 63		
												273	A	Long Beach St.	69 72		
												286	A	UC Santa Barbara	50 52		
												294	A	Denver	66 96		
												300	A	Nevada	40 71		
												337	H	Seattle U	49 72		
												343	H	Sacramento St.	62 43		
LAST 10 Division I																	
				286	A	UC Santa Barbara	50 52	189	H	Lamar University	57 56						
				273	A	Long Beach St.	69 72	44	H	Old Dominion	55 61						
				300	A	Nevada	40 71	38	A	Arizona St.	41 66						
				337	H	Seattle U	49 72	343	H	Sacramento St.	62 43						
				129	A	Saint Mary's (CA)	67 84	294	A	Denver	66 96						

Cal Poly

Cal Poly

Page 38

Average RPI Win: 269		WON-LOST	WINNING	LAST 10	STRENGTH OF	OPP. STRENGTH	TEAM	ADJ.	CONF.	ADJ CONF.
Average RPI Loss: 212		RECORD	PCT. RANK	GAMES	SCHEDULE	OF SCHEDULE	RPI	RPI	RPI	RPI
DIV. I ONLY		10- 5	79	7-3	324	285	201	201	26	26
DIV. I NON-CONF.		8- 5	117	5-3	318	293	218	218	26	26
TOTALS		RPI 1-25	RPI 26-50	W-L RECORDS	RPI 51-100	RPI 101-150	RPI 150+			
10- 5	0- 0		0- 0	OVERALL	0- 0	0- 1	10- 4			
5- 2	0- 0		0- 0	HOME	0- 0	0- 0	5- 2			
5- 3	0- 0		0- 0	AWAY	0- 0	0- 1	5- 2			
0- 0	0- 0		0- 0	NEUTRAL	0- 0	0- 0	0- 0			
8- 5	0- 0		0- 0	NON-CONFERENCE	0- 0	0- 1	8- 4			
4- 2	0- 0		0- 0	HOME	0- 0	0- 0	4- 2			
4- 3	0- 0		0- 0	AWAY	0- 0	0- 1	4- 2			
0- 0	0- 0		0- 0	NEUTRAL	0- 0	0- 0	0- 0			
2- 0	0- 0		0- 0	CONFERENCE	0- 0	0- 0	2- 0			
1- 0	0- 0		0- 0	HOME	0- 0	0- 0	1- 0			
1- 0	0- 0		0- 0	AWAY	0- 0	0- 0	1- 0			
0- 0	0- 0		0- 0	NEUTRAL	0- 0	0- 0	0- 0			

RPI 1-25				RPI 26-50				RPI 51-100				RPI 101+				Team's RPI: 201	
RPI	S	Opponent	Score	RPI	S	Opponent	Score	RPI	S	Opponent	Score	RPI	S	Opponent	Score		
												145	A	Southern Utah	63	79	
												173	H	Montana	69	71	
												190	A	San Diego	72	67	
												204	A	UNLV	64	58	
												219	A	San Francisco	63	71	
												225	A	Grand Canyon	80	70	
												242	H	Delaware	55	72	
												266	A	LMU (CA)	79	74	
												273	H	Long Beach St.	69	65	
												282	A	San Diego St.	45	55	
												286	A	UC Santa Barbara	70	68	
												292	H	Utah St.	83	62	
												301	H	California Baptist	97	93	
												313	H	Air Force	79	70	
												337	H	Seattle U	81	63	
EAST 10 Division I																	
				273	H	Long Beach St.	69 65	190	A	San Diego	72 67						
				286	A	UC Santa Barbara	70 68	219	A	San Francisco	63 71						
				337	H	Seattle U	81 63	173	H	Montana	69 71						
				313	H	Air Force	79 70	242	H	Delaware	55 72						
				301	H	California Baptist	97 93	225	A	Grand Canyon	80 70						

Non-Div I Games:

Cal St. Fullerton

Loss, Non-Conf, S Site, H Home A Away N Neutral

California

Through Games Of Jan. 13, 2020

Average RPI Win:	215	WON-LOST	WINNING	LAST 10	STRENGTH OF	OPP. STRENGTH	TEAM	ADJ.	CONF.	ADJ CONF.
Average RPI Loss:	45	RECORD	PCT. RANK	GAMES	SCHEDULE	OF SCHEDULE	RPI	RPI	RPI	RPI
DIV. I ONLY	8- 7	155	5-5	29	78	99	99	1	1	
DIV. I NON-CONF.	8- 3	68	5-1	82	188	67	67	1	1	
TOTALS	RPI 1-25	RPI 26-50	W-L RECORDS	RPI 51-100	RPI 101-150	RPI 150+				
8- 7	0- 4	1- 0	OVERALL	0- 2	1- 1	6- 0				
7- 4	0- 2	1- 0	HOME	0- 2	1- 0	5- 0				
1- 3	0- 2	0- 0	AWAY	0- 0	0- 1	1- 0				
0- 0	0- 0	0- 0	NEUTRAL	0- 0	0- 0	0- 0				
8- 3	0- 2	1- 0	NON-CONFERENCE	0- 0	1- 1	6- 0				
7- 1	0- 1	1- 0	HOME	0- 0	1- 0	5- 0				
1- 2	0- 1	0- 0	AWAY	0- 0	0- 1	1- 0				
0- 0	0- 0	0- 0	NEUTRAL	0- 0	0- 0	0- 0				
0- 4	0- 2	0- 0	CONFERENCE	0- 2	0- 0	0- 0				
0- 3	0- 1	0- 0	HOME	0- 2	0- 0	0- 0				
0- 1	0- 1	0- 0	AWAY	0- 0	0- 0	0- 0				
0- 0	0- 0	0- 0	NEUTRAL	0- 0	0- 0	0- 0				

RPI S	Opponent	Score	RPI S	Opponent	Score	RPI S	Opponent	Score	Team's RPI: 99	RPI S	Opponent	Score
4	A UConn	61 72	46	H Arkansas	84 80	53	H Washington St.	75 96		142	A Harvard	53 56
8	A Stanford	40 73				83	H Washington	64 67		146	H Santa Clara	69 65
8	H Stanford	65 79								185	H Boston U.	73 62
18	H Kentucky	61 63								225	H Grand Canyon	72 53
										235	H UC Riverside	84 61
										273	H Long Beach St.	68 45
										282	A San Diego St.	74 48
										324	H N.C. Central	90 69
LAST 10 Division I												
8	H Stanford	65 79	18	H Kentucky	61 63							
8	A Stanford	40 73	146	H Santa Clara	69 65							
53	H Washington St.	75 96	185	H Boston U.	73 62							
83	H Washington	64 67	273	H Long Beach St.	68 45							
225	H Grand Canyon	72 53	324	H N.C. Central	90 69							

Non-Div I Games:

California

Loss, Non-Conf, S Site, H Home A Away N Neutral

Average RPI Win:	270	WON-LOST	WINNING	LAST 10	STRENGTH OF	OPP. STRENGTH	TEAM	ADJ.	CONF.	ADJ CONF.
Average RPI Loss:	199	RECORD	PCT. RANK	GAMES	SCHEDULE	OF SCHEDULE	RPI	RPI	RPI	RPI
DIV. I ONLY	6- 10	237	1-9	294	273	301	301	32	32	
DIV. I NON-CONF.	6- 6	163	1-5	249	296	242	242	32	32	
TOTALS	RPI 1-25	RPI 26-50	W-L RECORDS	RPI 51-100	RPI 101-150	RPI 150+				
6- 10	0- 1	0- 0	OVERALL	0- 1	0- 1	6- 7				
5- 3	0- 0	0- 0	HOME	0- 1	0- 0	5- 2				
1- 4	0- 0	0- 0	AWAY	0- 0	0- 0	1- 4				
0- 3	0- 1	0- 0	NEUTRAL	0- 0	0- 1	0- 1				
6- 6	0- 1	0- 0	NON-CONFERENCE	0- 0	0- 1	6- 4				
5- 1	0- 0	0- 0	HOME	0- 0	0- 0	5- 1				
1- 2	0- 0	0- 0	AWAY	0- 0	0- 0	1- 2				
0- 3	0- 1	0- 0	NEUTRAL	0- 0	0- 1	0- 1				
0- 4	0- 0	0- 0	CONFERENCE	0- 1	0- 0	0- 3				
0- 2	0- 0	0- 0	HOME	0- 1	0- 0	0- 1				
0- 2	0- 0	0- 0	AWAY	0- 0	0- 0	0- 2				
0- 0	0- 0	0- 0	NEUTRAL	0- 0	0- 0	0- 0				

RPI 1-25				RPI 26-50				RPI 51-100				RPI 101+ Team's RPI: 301			
RPI	S	Opponent	Score	RPI	S	Opponent	Score	RPI	S	Opponent	Score	RPI	S	Opponent	Score
8	N	Stanford	78 83					76	H	CSU Bakersfield	61 66	135	N	Houston	75 96
												201	A	Cal St. Fullerton	93 97
												202	N	Bowling Green	60 98
												225	H	Grand Canyon	58 62
												235	A	UC Riverside	64 80
												240	H	Northern Ariz.	98 79
												252	H	CSUN	64 56
												273	H	Long Beach St.	79 70
												276	H	Alabama A&M	60 55
												282	H	San Diego St.	68 80
												286	H	UC Santa Barbara	85 81
												291	A	Idaho St.	74 68
												303	A	New Mexico St.	56 57
												323	A	UTRGV	68 87
LAST 10 Division I															
225	H	Grand Canyon	58 62	291	A	Idaho St.	74 68								
76	H	CSU Bakersfield	61 66	201	A	Cal St. Fullerton	93 97								
323	A	UTRGV	68 87	235	A	UC Riverside	64 80								
303	A	New Mexico St.	56 57	202	N	Bowling Green	60 98								
282	H	San Diego St.	68 80	135	N	Houston	75 96								

Non-Div I Games: Ottawa (AZ) 103 75 LIFE Pacific 93 48

California Baptist

Loss, Non-Conf, S Site, H Home A Away N Neutral

Average RPI Win: 237		WON-LOST	WINNING	LAST 10	STRENGTH OF	OPP. STRENGTH	TEAM	ADJ.	CONF.	ADJ CONF.
Average RPI Loss: 189		RECORD	PCT. RANK	GAMES	SCHEDULE	OF SCHEDULE	RPI	RPI	RPI	RPI
DIV. I ONLY		8- 5	113	7-3	220	340	131	131	27	27
DIV. I NON-CONF.		3- 4	201	2-2	280	287	226	226	27	27
TOTALS		RPI 1-25	RPI 26-50	W-L RECORDS	RPI 51-100	RPI 101-150	RPI 150+			
8- 5	0- 0		0- 1	OVERALL	1- 1	0- 0	7- 3			
5- 0	0- 0		0- 0	HOME	1- 0	0- 0	4- 0			
3- 5	0- 0		0- 1	AWAY	0- 1	0- 0	3- 3			
0- 0	0- 0		0- 0	NEUTRAL	0- 0	0- 0	0- 0			
3- 4	0- 0		0- 1	NON-CONFERENCE	1- 1	0- 0	2- 2			
2- 0	0- 0		0- 0	HOME	1- 0	0- 0	1- 0			
1- 4	0- 0		0- 1	AWAY	0- 1	0- 0	1- 2			
0- 0	0- 0		0- 0	NEUTRAL	0- 0	0- 0	0- 0			
5- 1	0- 0		0- 0	CONFERENCE	0- 0	0- 0	5- 1			
3- 0	0- 0		0- 0	HOME	0- 0	0- 0	3- 0			
2- 1	0- 0		0- 0	AWAY	0- 0	0- 0	2- 1			
0- 0	0- 0		0- 0	NEUTRAL	0- 0	0- 0	0- 0			

RPI 1-25				RPI 26-50				RPI 51-100				RPI 101+				Team's RPI: 131	
RPI	S	Opponent	Score	RPI	S	Opponent	Score	RPI	S	Opponent	Score	RPI	S	Opponent	Score		
				44	A	Old Dominion	44 59	58	A	Wake Forest	46 74	170	A	Hampton	68 31		
								98	H	UNC Greensboro	72 64	196	A	UNC Asheville	52 60		
												209	H	Gardner-Webb	48 44		
												234	A	Longwood	70 55		
												244	H	Kennesaw St.	63 51		
												272	H	High Point	73 36		
												321	A	Hofstra	55 58		
												324	A	N.C. Central	64 67		
												335	A	Western Caro.	61 40		
												336	H	USC Upstate	50 38		
LAST 10 Division I																	
				170	A	Hampton	68 31	272	H	High Point	73 36						
				209	H	Gardner-Webb	48 44	321	A	Hofstra	55 58						
				234	A	Longwood	70 55	58	A	Wake Forest	46 74						
				196	A	UNC Asheville	52 60	98	H	UNC Greensboro	72 64						
				336	H	USC Upstate	50 38	244	H	Kennesaw St.	63 51						

Non-Div I Games:	St. Andrews	122	56	Bluefield Col.	65	41
------------------	-------------	-----	----	----------------	----	----

Campbell

■ Loss, ■ Non-Conf, S Site, H Home A Away N Neutral

Average RPI Win:	274	WON-LOST	WINNING	LAST 10	STRENGTH OF	OPP. STRENGTH	TEAM	ADJ.	CONF.	ADJ CONF.
Average RPI Loss:	204	RECORD	PCT. RANK	GAMES	SCHEDULE	OF SCHEDULE	RPI	RPI	RPI	RPI
DIV. I ONLY	2- 11	324	1-9	298	268	333	333	24	24	
DIV. I NON-CONF.	1- 8	322	0-6	302	260	342	342	24	24	
TOTALS	RPI 1-25	RPI 26-50	W-L RECORDS	RPI 51-100	RPI 101-150	RPI 150+				
2- 11	0- 0	0- 0	OVERALL	0- 2	0- 1	2- 8				
1- 4	0- 0	0- 0	HOME	0- 1	0- 1	1- 2				
1- 6	0- 0	0- 0	AWAY	0- 1	0- 0	1- 5				
0- 1	0- 0	0- 0	NEUTRAL	0- 0	0- 0	0- 1				
1- 8	0- 0	0- 0	NON-CONFERENCE	0- 1	0- 1	1- 6				
1- 2	0- 0	0- 0	HOME	0- 0	0- 1	1- 1				
0- 5	0- 0	0- 0	AWAY	0- 1	0- 0	0- 4				
0- 1	0- 0	0- 0	NEUTRAL	0- 0	0- 0	0- 1				
1- 3	0- 0	0- 0	CONFERENCE	0- 1	0- 0	1- 2				
0- 2	0- 0	0- 0	HOME	0- 1	0- 0	0- 1				
1- 1	0- 0	0- 0	AWAY	0- 0	0- 0	1- 1				
0- 0	0- 0	0- 0	NEUTRAL	0- 0	0- 0	0- 0				

RPI 1-25				RPI 26-50				RPI 51-100				RPI 101+				Team's RPI: 333	
RPI	S	Opponent	Score	RPI	S	Opponent	Score	RPI	S	Opponent	Score	RPI	S	Opponent	Score		
								71	H	Marist	59	90	112	H	Colgate	69	90
								80	A	Buffalo	55	71	178	A	Toledo	65	83
													179	A	Youngstown St.	59	87
													223	A	Stetson	52	68
													229	A	Manhattan	50	68
													268	H	St. Bonaventure	84	82
													271	N	Appalachian St.	57	74
													277	A	Vermont	53	76
													280	A	Monmouth	71	62
													309	H	Siena	63	68
													314	H	Albany (NY)	53	70
LAST 10 Division I																	
309	H	Siena	63	68	271	N	Appalachian St.	57	74								
71	H	Marist	59	90	223	A	Stetson	52	68								
280	A	Monmouth	71	62	277	A	Vermont	53	76								
229	A	Manhattan	50	68	314	H	Albany (NY)	53	70								
178	A	Toledo	65	83	112	H	Colgate	69	90								

Non-Div I Games:

Canisius

Central Ark.

Through Games Of Jan. 13, 2020

Average RPI Win:	282	WON-LOST	WINNING	LAST 10	STRENGTH OF	OPP. STRENGTH	TEAM	ADJ.	CONF.	ADJ CONF.
Average RPI Loss:	137	RECORD	PCT. RANK	GAMES	SCHEDULE	OF SCHEDULE	RPI	RPI	RPI	RPI
DIV. I ONLY	4- 8	253	4-6	233	242	246	246	25	25	
DIV. I NON-CONF.	1- 5	313	1-3	72	130	249	249	22	22	
TOTALS	RPI 1-25	RPI 26-50	W-L RECORDS	RPI 51-100	RPI 101-150	RPI 150+				
4- 8	0- 1	0- 0	OVERALL	0- 1	0- 2	4- 4				
2- 2	0- 0	0- 0	HOME	0- 0	0- 2	2- 0				
2- 6	0- 1	0- 0	AWAY	0- 1	0- 0	2- 4				
0- 0	0- 0	0- 0	NEUTRAL	0- 0	0- 0	0- 0				
1- 5	0- 1	0- 0	NON-CONFERENCE	0- 1	0- 0	1- 3				
1- 0	0- 0	0- 0	HOME	0- 0	0- 0	1- 0				
0- 5	0- 1	0- 0	AWAY	0- 1	0- 0	0- 3				
0- 0	0- 0	0- 0	NEUTRAL	0- 0	0- 0	0- 0				
3- 3	0- 0	0- 0	CONFERENCE	0- 0	0- 2	3- 1				
1- 2	0- 0	0- 0	HOME	0- 0	0- 2	1- 0				
2- 1	0- 0	0- 0	AWAY	0- 0	0- 0	2- 1				
0- 0	0- 0	0- 0	NEUTRAL	0- 0	0- 0	0- 0				

RPI 1-25				RPI 26-50				RPI 51-100				RPI 101+ Team's RPI: 246			
RPI	S	Opponent	Score	RPI	S	Opponent	Score	RPI	S	Opponent	Score	RPI	S	Opponent	Score
19	A	Texas A&M	46 76					74	A	Tennessee	36 63	101	H	New Orleans	37 49
												141	H	Sam Houston St.	54 72
												152	A	Tulane	38 65
												176	H	Jackson St.	57 54
												194	A	A&M-Corpus Christi	47 67
												197	A	Little Rock	48 63
												217	A	Northern Ky.	56 72
												307	H	Houston Baptist	63 39
												308	A	McNeese	70 57
												338	A	Incarnate Word	47 37
LAST 10 Division I															
				141	H	Sam Houston St.	54 72	338	A	Incarnate Word	47 37				
				101	H	New Orleans	37 49	19	A	Texas A&M	46 76				
				308	A	McNeese	70 57	176	H	Jackson St.	57 54				
				307	H	Houston Baptist	63 39	217	A	Northern Ky.	56 72				
				194	A	A&M-Corpus Christi	47 67	152	A	Tulane	38 65				

Non-Div I Games: Hendrix 104 28 Central Baptist 66 43 Crowley's Ridge 82 26

Central Ark.

Loss, Non-Conf, S Site, H Home A Away N Neutral

Average RPI Win:	342	WON-LOST	WINNING	LAST 10	STRENGTH OF	OPP. STRENGTH	TEAM	ADJ.	CONF.	ADJ CONF.
Average RPI Loss:	202	RECORD	PCT. RANK	GAMES	SCHEDULE	OF SCHEDULE	RPI	RPI	RPI	RPI
DIV. I ONLY	1- 15	344	1-9	288	306	340	340	30	30	
DIV. I NON-CONF.	1- 10	329	1-4	261	299	328	328	30	30	
TOTALS	RPI 1-25	RPI 26-50	W-L RECORDS	RPI 51-100	RPI 101-150	RPI 150+				
1- 15	0- 0	0- 1	OVERALL	0- 2	0- 1	1- 11				
0- 6	0- 0	0- 0	HOME	0- 0	0- 0	0- 6				
1- 9	0- 0	0- 1	AWAY	0- 2	0- 1	1- 5				
0- 0	0- 0	0- 0	NEUTRAL	0- 0	0- 0	0- 0				
1- 10	0- 0	0- 1	NON-CONFERENCE	0- 2	0- 1	1- 6				
0- 3	0- 0	0- 0	HOME	0- 0	0- 0	0- 3				
1- 7	0- 0	0- 1	AWAY	0- 2	0- 1	1- 3				
0- 0	0- 0	0- 0	NEUTRAL	0- 0	0- 0	0- 0				
0- 5	0- 0	0- 0	CONFERENCE	0- 0	0- 0	0- 5				
0- 3	0- 0	0- 0	HOME	0- 0	0- 0	0- 3				
0- 2	0- 0	0- 0	AWAY	0- 0	0- 0	0- 2				
0- 0	0- 0	0- 0	NEUTRAL	0- 0	0- 0	0- 0				

RPI S	Opponent	Score	RPI S	Opponent	Score	RPI S	Opponent	Score	RPI S	Opponent	Score	Team's RPI: 340
35	A FGCU	60 94	80	A Buffalo	56 61	107	A Duquesne	33 72	163	H Robert Morris	56 86	
			81	A Lehigh	51 70	177	H Merrimack	56 65	188	A Fla. Atlantic	54 72	
						221	H Saint Francis (PA)	52 64	226	H UMass Lowell	54 56	
						241	H Brown	73 83	264	A Sacred Heart	58 66	
						288	A Pittsburgh	73 81	304	A New Hampshire	59 70	
						314	H Albany (NY)	63 73	342	A Hartford	61 54	
						346	A LIU Brooklyn	61 63				
LAST 10 Division I												
346	A LIU Brooklyn	61 63	342	A Hartford	61 54							
177	H Merrimack	56 65	35	A FGCU	60 94							
264	A Sacred Heart	58 66	188	A Fla. Atlantic	54 72							
221	H Saint Francis (PA)	52 64	304	A New Hampshire	59 70							
163	H Robert Morris	56 86	226	H UMass Lowell	54 56							

Non-Div I Games:

Central Conn. St.

■ Loss,
 ■ Non-Conf,
 ■ S Site,
 ■ Home
 ■ A Away
 N Neutral

Average RPI Win:	148	WON-LOST	WINNING	LAST 10	STRENGTH OF	OPP. STRENGTH	TEAM	ADJ.	CONF.	ADJ CONF.
Average RPI Loss:	69	RECORD	PCT. RANK	GAMES	SCHEDULE	OF SCHEDULE	RPI	RPI	RPI	RPI
DIV. I ONLY	10- 4	62	9-1	24	148	28	28	10	10	
DIV. I NON-CONF.	7- 4	100	6-1	25	142	38	38	10	10	
TOTALS	RPI 1-25	RPI 26-50	W-L RECORDS	RPI 51-100	RPI 101-150	RPI 150+				
10- 4	0- 1	0- 1	OVERALL	3- 1	1- 0	6- 1				
5- 1	0- 0	0- 0	HOME	1- 0	1- 0	3- 1				
5- 3	0- 1	0- 1	AWAY	2- 1	0- 0	3- 0				
0- 0	0- 0	0- 0	NEUTRAL	0- 0	0- 0	0- 0				
7- 4	0- 1	0- 1	NON-CONFERENCE	2- 1	1- 0	4- 1				
4- 1	0- 0	0- 0	HOME	1- 0	1- 0	2- 1				
3- 3	0- 1	0- 1	AWAY	1- 1	0- 0	2- 0				
0- 0	0- 0	0- 0	NEUTRAL	0- 0	0- 0	0- 0				
3- 0	0- 0	0- 0	CONFERENCE	1- 0	0- 0	2- 0				
1- 0	0- 0	0- 0	HOME	0- 0	0- 0	1- 0				
2- 0	0- 0	0- 0	AWAY	1- 0	0- 0	1- 0				
0- 0	0- 0	0- 0	NEUTRAL	0- 0	0- 0	0- 0				

RPI 1-25				RPI 26-50				Team's RPI: 28				RPI 51-100				RPI 101+			
RPI	S	Opponent	Score	RPI	S	Opponent	Score	RPI	S	Opponent	Score	RPI	S	Opponent	Score	RPI	S	Opponent	Score
3	A	Louisville	63 76	47	A	Western Ky.	58 93	64	A	UCF	58 64	116	H	Dayton	81 80				
								71	H	Marist	77 54	158	H	Iona	70 50				
								86	A	Ohio	73 71	160	H	Miami (OH)	76 70				
								92	A	South Dakota St.	79 74	162	H	Green Bay	105 111				
												166	A	Akron	77 72				
												181	A	Bethune-Cookman	92 67				
												182	H	Northeastern	79 63				
												270	A	Oakland	65 47				
LAST 10 Division I																			
160	H	Miami (OH)	76 70	270	A	Oakland	65 47												
86	A	Ohio	73 71	92	A	South Dakota St.	79 74												
166	A	Akron	77 72	158	H	Iona	70 50												
64	A	UCF	58 64	71	H	Marist	77 54												
181	A	Bethune-Cookman	92 67	182	H	Northeastern	79 63												

Non-Div I Games:

Central Mich.

■ Loss,
 ■ Non-Conf, S Site,
 ■ Home
 ■ Away
 N Neutral

Charleston So.

Through Games Of Jan. 13, 2020

Average RPI Win:	0	WON-LOST	WINNING	LAST 10	STRENGTH OF	OPP. STRENGTH	TEAM	ADJ.	CONF.	ADJ CONF.
Average RPI Loss:	224	RECORD	PCT. RANK	GAMES	SCHEDULE	OF SCHEDULE	RPI	RPI	RPI	RPI
DIV. I ONLY	0- 12	346	0-10	274	346	347	347	27	27	
DIV. I NON-CONF.	0- 7	338	0-5	184	341	339	339	27	27	
TOTALS	RPI 1-25	RPI 26-50	W-L RECORDS	RPI 51-100	RPI 101-150	RPI 150+				
0- 12	0- 1	0- 0	OVERALL	0- 1	0- 0	0- 10				
0- 6	0- 0	0- 0	HOME	0- 0	0- 0	0- 6				
0- 6	0- 1	0- 0	AWAY	0- 1	0- 0	0- 4				
0- 0	0- 0	0- 0	NEUTRAL	0- 0	0- 0	0- 0				
0- 7	0- 1	0- 0	NON-CONFERENCE	0- 1	0- 0	0- 5				
0- 4	0- 0	0- 0	HOME	0- 0	0- 0	0- 4				
0- 3	0- 1	0- 0	AWAY	0- 1	0- 0	0- 1				
0- 0	0- 0	0- 0	NEUTRAL	0- 0	0- 0	0- 0				
0- 5	0- 0	0- 0	CONFERENCE	0- 0	0- 0	0- 5				
0- 2	0- 0	0- 0	HOME	0- 0	0- 0	0- 2				
0- 3	0- 0	0- 0	AWAY	0- 0	0- 0	0- 3				
0- 0	0- 0	0- 0	NEUTRAL	0- 0	0- 0	0- 0				

RPI S	Opponent	Score	RPI S	Opponent	Score	RPI S	Opponent	Score	RPI S	Opponent	Score	Team's RPI: 347
17	A Florida St.	36 88				69	A North Carolina	54 85	167	H North Dakota	57 73	
									181	H Bethune-Cookman	41 81	
									209	H Gardner-Webb	52 79	
									228	H Col. of Charleston	70 79	
									234	A Longwood	64 84	
									272	H High Point	70 84	
									290	A Radford	35 72	
									335	A Western Caro.	64 69	
									336	A USC Upstate	53 70	
									345	H South Carolina St.	75 81	
LAST 10 Division I												
272	H High Point	70 84	228	H Col. of Charleston	70 79							
234	A Longwood	64 84	335	A Western Caro.	64 69							
290	A Radford	35 72	167	H North Dakota	57 73							
209	H Gardner-Webb	52 79	181	H Bethune-Cookman	41 81							
336	A USC Upstate	53 70	69	A North Carolina	54 85							

Non-Div I Games: Columbia (SC) 76 59 Virginia-Lynchburg 92 55

Charleston So.

Loss, Non-Conf, S Site, H Home A Away N Neutral

Average RPI Win: 170		WON-LOST	WINNING	LAST 10	STRENGTH OF	OPP. STRENGTH	TEAM	ADJ.	CONF.	ADJ CONF.
Average RPI Loss: 61		RECORD	PCT. RANK	GAMES	SCHEDULE	OF SCHEDULE	RPI	RPI	RPI	RPI
DIV. I ONLY		10- 4	62	6-4	109	73	48	48	13	13
DIV. I NON-CONF.		9- 2	40	5-2	163	72	51	51	15	15
TOTALS		RPI 1-25	RPI 26-50		W-L RECORDS		RPI 51-100	RPI 101-150	RPI 150+	
10- 4	0- 1	0- 2		OVERALL		2- 0	2- 1	6- 0		
4- 1	0- 0	0- 0		HOME		0- 0	1- 1	3- 0		
4- 3	0- 1	0- 2		AWAY		2- 0	0- 0	2- 0		
2- 0	0- 0	0- 0		NEUTRAL		0- 0	1- 0	1- 0		
9- 2	0- 1	0- 0		NON-CONFERENCE		2- 0	2- 1	5- 0		
4- 1	0- 0	0- 0		HOME		0- 0	1- 1	3- 0		
3- 1	0- 1	0- 0		AWAY		2- 0	0- 0	1- 0		
2- 0	0- 0	0- 0		NEUTRAL		0- 0	1- 0	1- 0		
1- 2	0- 0	0- 2		CONFERENCE		0- 0	0- 0	1- 0		
0- 0	0- 0	0- 0		HOME		0- 0	0- 0	0- 0		
1- 2	0- 0	0- 2		AWAY		0- 0	0- 0	1- 0		
0- 0	0- 0	0- 0		NEUTRAL		0- 0	0- 0	0- 0		

RPI 1-25				RPI 26-50				Team's RPI: 48				RPI 51-100				RPI 101+			
RPI	S	Opponent	Score	RPI	S	Opponent	Score	RPI	S	Opponent	Score	RPI	S	Opponent	Score	RPI	S	Opponent	Score
18	A	Kentucky	39 86	44	A	Old Dominion	51 54	58	A	Wake Forest	77 65	105	N	Boston College	84 68				
				49	A	Middle Tenn.	59 83	97	A	Davidson	75 64	127	H	Richmond	78 59				
												132	H	Fordham	51 76				
												152	N	Tulane	60 56				
												159	A	UAB	83 75				
												209	H	Gardner-Webb	74 49				
												242	H	Delaware	61 57				
												253	A	East Carolina	59 47				
												299	H	UMES	64 44				
LAST 10 Division I																			
				44	A	Old Dominion	51 54	242	H	Delaware	61 57								
				49	A	Middle Tenn.	59 83	18	A	Kentucky	39 86								
				159	A	UAB	83 75	152	N	Tulane	60 56								
				299	H	UMES	64 44	105	N	Boston College	84 68								
				97	A	Davidson	75 64	132	H	Fordham	51 76								

Non-Div I Games:

Charlotte

Chattanooga

Through Games Of Jan. 13, 2020

Average RPI Win:	218	WON-LOST	WINNING	LAST 10	STRENGTH OF	OPP. STRENGTH	TEAM	ADJ.	CONF.	ADJ CONF.
Average RPI Loss:	102	RECORD	PCT. RANK	GAMES	SCHEDULE	OF SCHEDULE	RPI	RPI	RPI	RPI
DIV. I ONLY	2- 14	331	1-9	44	105	222	222	23	23	
DIV. I NON-CONF.	1- 13	337	0-8	24	90	229	229	20	20	
TOTALS	RPI 1-25	RPI 26-50	W-L RECORDS	RPI 51-100	RPI 101-150	RPI 150+				
2- 14	0- 2	0- 1	OVERALL	1- 6	0- 2	1- 3				
0- 6	0- 0	0- 1	HOME	0- 2	0- 1	0- 2				
2- 8	0- 2	0- 0	AWAY	1- 4	0- 1	1- 1				
0- 0	0- 0	0- 0	NEUTRAL	0- 0	0- 0	0- 0				
1- 13	0- 2	0- 1	NON-CONFERENCE	1- 5	0- 2	0- 3				
0- 6	0- 0	0- 1	HOME	0- 2	0- 1	0- 2				
1- 7	0- 2	0- 0	AWAY	1- 3	0- 1	0- 1				
0- 0	0- 0	0- 0	NEUTRAL	0- 0	0- 0	0- 0				
1- 1	0- 0	0- 0	CONFERENCE	0- 1	0- 0	1- 0				
0- 0	0- 0	0- 0	HOME	0- 0	0- 0	0- 0				
1- 1	0- 0	0- 0	AWAY	0- 1	0- 0	1- 0				
0- 0	0- 0	0- 0	NEUTRAL	0- 0	0- 0	0- 0				

RPI S	Opponent	Score	RPI S	Opponent	Score	RPI S	Opponent	Score	RPI S	Opponent	Score	Team's RPI: 222
3	A Louisville	37 86	27	H Purdue	34 66	70	H Troy	51 90	113	A Cincinnati	53 72	
21	A NC State	38 74				77	A UT Martin	51 78	139	H Austin Peay	49 50	
						86	H Ohio	58 70	170	H Hampton	55 84	
						91	A Belmont	50 63	184	H Northern Colo.	42 59	
						92	A South Dakota St.	56 71	263	A Eastern Ky.	65 71	
						98	A UNC Greensboro	41 49	335	A Western Caro.	59 52	
						100	A Liberty	71 54				
LAST 10 Division I												
98	A UNC Greensboro	41 49	92	A South Dakota St.	56 71							
335	A Western Caro.	59 52	77	A UT Martin	51 78							
86	H Ohio	58 70	263	A Eastern Ky.	65 71							
21	A NC State	38 74	184	H Northern Colo.	42 59							
70	H Troy	51 90	139	H Austin Peay	49 50							

Non-Div I Games:

Chattanooga

Loss, Non-Conf, S Site, H Home A Away N Neutral

Average RPI Win: 0				Through Games of Jan. 15, 1910					
Average RPI Loss: 231	WON-LOST RECORD	WINNING PCT. RANK	LAST 10 GAMES	STRENGTH OF SCHEDULE	OPP. STRENGTH OF SCHEDULE	TEAM RPI	ADJ. RPI	CONF. RPI	ADJ CONF. RPI
DIV. I ONLY	0- 17	346	0-10	303	333	348	348	32	32
DIV. I NON-CONF.	0- 13	338	0-6	242	304	341	341	32	32
TOTALS	RPI 1-25	RPI 26-50	W-L RECORDS	RPI 51-100	RPI 101-150	RPI 150+			
0- 17	0- 0	0- 1	OVERALL	0- 0	0- 4	0- 12			
0- 8	0- 0	0- 1	HOME	0- 0	0- 1	0- 6			
0- 8	0- 0	0- 0	AWAY	0- 0	0- 3	0- 5			
0- 1	0- 0	0- 0	NEUTRAL	0- 0	0- 0	0- 1			
0- 13	0- 0	0- 1	NON-CONFERENCE	0- 0	0- 4	0- 8			
0- 6	0- 0	0- 1	HOME	0- 0	0- 1	0- 4			
0- 6	0- 0	0- 0	AWAY	0- 0	0- 3	0- 3			
0- 1	0- 0	0- 0	NEUTRAL	0- 0	0- 0	0- 1			
0- 4	0- 0	0- 0	CONFERENCE	0- 0	0- 0	0- 4			
0- 2	0- 0	0- 0	HOME	0- 0	0- 0	0- 2			
0- 2	0- 0	0- 0	AWAY	0- 0	0- 0	0- 2			
0- 0	0- 0	0- 0	NEUTRAL	0- 0	0- 0	0- 0			

[illegible]

Non-Div I Games:

Chicago St.

Loss, Non-Conf, S Site, H Home A Away N Neutral

Average RPI Win:	191	WON-LOST	WINNING	LAST 10	STRENGTH OF	OPP. STRENGTH	TEAM	ADJ.	CONF.	ADJ CONF.
Average RPI Loss:	53	RECORD	PCT. RANK	GAMES	SCHEDULE	OF SCHEDULE	RPI	RPI	RPI	RPI
DIV. I ONLY	11- 5	74	8-2	182	49	113	113	8	8	
DIV. I NON-CONF.	9- 4	84	6-1	248	37	148	148	8	8	
TOTALS	RPI 1-25	RPI 26-50	W-L RECORDS	RPI 51-100	RPI 101-150	RPI 150+				
11- 5	0- 1	0- 1	OVERALL	2- 3	2- 0	7- 0				
8- 2	0- 0	0- 1	HOME	2- 1	1- 0	5- 0				
3- 1	0- 0	0- 0	AWAY	0- 1	1- 0	2- 0				
0- 2	0- 1	0- 0	NEUTRAL	0- 1	0- 0	0- 0				
9- 4	0- 1	0- 1	NON-CONFERENCE	1- 2	2- 0	6- 0				
7- 2	0- 0	0- 1	HOME	1- 1	1- 0	5- 0				
2- 0	0- 0	0- 0	AWAY	0- 0	1- 0	1- 0				
0- 2	0- 1	0- 0	NEUTRAL	0- 1	0- 0	0- 0				
2- 1	0- 0	0- 0	CONFERENCE	1- 1	0- 0	1- 0				
1- 0	0- 0	0- 0	HOME	1- 0	0- 0	0- 0				
1- 1	0- 0	0- 0	AWAY	0- 1	0- 0	1- 0				
0- 0	0- 0	0- 0	NEUTRAL	0- 0	0- 0	0- 0				

RPI S	Opponent	Score	RPI S	Opponent	Score	RPI S	Opponent	Score	RPI S	Opponent	Score	Team's RPI: 113
10 N	Iowa	61 69	30 H	Ohio St.	73 78	63 N	Bucknell	48 56	134 A	VCU	58 56	
						64 H	UCF	81 64	137 H	Utah	68 62	
						66 H	Ball St.	63 56	160 H	Miami (OH)	98 68	
						73 A	South Fla.	68 76	179 A	Memphis	73 66	
						90 H	Saint Louis	50 60	222 H	Chattanooga	72 53	
									230 A	Xavier	85 78	
									276 H	Alabama A&M	62 47	
									288 H	Pittsburgh	69 53	
									341 H	Coppin St.	86 40	
LAST 10 Division I												
64 H	UCF	81 64	276 H	Alabama A&M	62 47							
179 A	Memphis	73 66	230 A	Xavier	85 78							
73 A	South Fla.	68 76	160 H	Miami (OH)	98 68							
341 H	Coppin St.	86 40	134 A	VCU	58 56							
288 H	Pittsburgh	69 53	63 N	Bucknell	48 56							

Non-Div I Games:

Cincinnati

■ Loss,
■ Non-Conf, S Site,
■ Home
■ Away
N Neutral

Average RPI Win:	240	WON-LOST	WINNING	LAST 10	STRENGTH OF	OPP. STRENGTH	TEAM	ADJ.	CONF.	ADJ CONF.
Average RPI Loss:	71	RECORD	PCT. RANK	GAMES	SCHEDULE	OF SCHEDULE	RPI	RPI	RPI	RPI
DIV. I ONLY	5- 11	262	3-7	48	63	168	168	3	3	
DIV. I NON-CONF.	4- 7	225	2-3	133	127	221	221	3	3	
TOTALS	RPI 1-25	RPI 26-50	W-L RECORDS	RPI 51-100	RPI 101-150	RPI 150+				
5- 11	0- 5	0- 1	OVERALL	0- 3	2- 0	3- 2				
2- 6	0- 3	0- 0	HOME	0- 2	1- 0	1- 1				
2- 4	0- 1	0- 1	AWAY	0- 1	1- 0	1- 1				
1- 1	0- 1	0- 0	NEUTRAL	0- 0	0- 0	1- 0				
4- 7	0- 3	0- 0	NON-CONFERENCE	0- 2	1- 0	3- 2				
2- 4	0- 1	0- 0	HOME	0- 2	1- 0	1- 1				
1- 2	0- 1	0- 0	AWAY	0- 0	0- 0	1- 1				
1- 1	0- 1	0- 0	NEUTRAL	0- 0	0- 0	1- 0				
1- 4	0- 2	0- 1	CONFERENCE	0- 1	1- 0	0- 0				
0- 2	0- 2	0- 0	HOME	0- 0	0- 0	0- 0				
1- 2	0- 0	0- 1	AWAY	0- 1	1- 0	0- 0				
0- 0	0- 0	0- 0	NEUTRAL	0- 0	0- 0	0- 0				

RPI 1-25				RPI 26-50				RPI 51-100				RPI 101+ Team's RPI: 168			
RPI	S	Opponent	Score	RPI	S	Opponent	Score	RPI	S	Opponent	Score	RPI	S	Opponent	Score
2	H	South Carolina	48 84	29	A	Georgia Tech	47 49	58	A	Wake Forest	58 63	124	A	Notre Dame	71 55
3	H	Louisville	50 75					75	H	Alabama	54 67	125	H	Furman	77 71
10	A	Iowa	60 74					85	H	N.C. A&T	74 82	211	A	Penn St.	55 68
17	H	Florida St.	64 81									269	H	Navy	52 65
24	N	Maryland	44 63									305	H	Alabama St.	76 43
												316	A	Mercer	65 61
												329	N	Alcorn	77 46
LAST 10 Division I															
29	A	Georgia Tech	47 49	316	A	Mercer	65 61								
58	A	Wake Forest	58 63	17	H	Florida St.	64 81								
3	H	Louisville	50 75	10	A	Iowa	60 74								
124	A	Notre Dame	71 55	329	N	Alcorn	77 46								
85	H	N.C. A&T	74 82	24	N	Maryland	44 63								

Non-Div I Games:

Clemson

■ Loss,
 ■ Non-Conf,
 ■ S Site,
 ■ H Home
 ■ A Away
 N Neutral

Cleveland State				Through Games Of Jan. 15, 1910						
Average RPI Win:	261	WON-LOST	WINNING	LAST 10	STRENGTH OF	OPP. STRENGTH	TEAM	ADJ.	CONF.	ADJ CONF.
Average RPI Loss:	137	RECORD	PCT. RANK	GAMES	SCHEDULE	OF SCHEDULE	RPI	RPI	RPI	RPI
DIV. I ONLY	11- 3	43	8-2	343	185	156	156	17	17	
DIV. I NON-CONF.	8- 1	28	5-0	350	165	151	151	18	18	

TOTALS	RPI 1-25	RPI 26-50		W-L RECORDS		RPI 51-100	RPI 101-150	RPI 150+		
11- 3	0- 0	0- 0		OVERALL		0- 1	0- 1	11- 1		
3- 1	0- 0	0- 0		HOME		0- 1	0- 0	3- 0		
8- 2	0- 0	0- 0		AWAY		0- 0	0- 1	8- 1		
0- 0	0- 0	0- 0		NEUTRAL		0- 0	0- 0	0- 0		
8- 1	0- 0	0- 0		NON-CONFERENCE		0- 0	0- 0	8- 1		
1- 0	0- 0	0- 0		HOME		0- 0	0- 0	1- 0		
7- 1	0- 0	0- 0		AWAY		0- 0	0- 0	7- 1		
0- 0	0- 0	0- 0		NEUTRAL		0- 0	0- 0	0- 0		
3- 2	0- 0	0- 0		CONFERENCE		0- 1	0- 1	3- 0		
2- 1	0- 0	0- 0		HOME		0- 1	0- 0	2- 0		
1- 1	0- 0	0- 0		AWAY		0- 0	0- 1	1- 0		
0- 0	0- 0	0- 0		NEUTRAL		0- 0	0- 0	0- 0		

RPI 1-25				RPI 26-50				RPI 51-100				RPI 101+				Team's RPI: 156	
RPI	S	Opponent	Score	RPI	S	Opponent	Score	RPI	S	Opponent	Score	RPI	S	Opponent	Score		
								61	H	IUPUI	53 78	147	A	Wright St.	62 78		
												166	H	Akron	66 62		
												179	H	Youngstown St.	60 52		
												202	A	Bowling Green	62 89		
												210	A	ETSU	62 54		
												217	A	Northern Ky.	73 68		
												245	A	Delaware St.	57 49		
												248	A	Omaha	79 66		
												268	A	St. Bonaventure	65 62		
												321	A	Hofstra	61 51		
												332	H	UIC	84 44		
												335	A	Western Caro.	68 61		
												346	A	LIU Brooklyn	79 49		
LAST 10 Division I																	
				179	H	Youngstown St.	60 52	248	A	Omaha	79 66						
				217	A	Northern Ky.	73 68	210	A	ETSU	62 54						
				147	A	Wright St.	62 78	335	A	Western Caro.	68 61						
				61	H	IUPUI	53 78	245	A	Delaware St.	57 49						
				332	H	UIC	84 44	166	H	Akron	66 62						

Non-Div I Games:	Davis & Elkins	110	41	Lake Erie	95	49
------------------	----------------	-----	----	-----------	----	----

Cleveland St.

■ Loss, ■ Non-Conf, S Site, H Home A Away N Neutral

Coastal Caro.

Through Games Of Jan. 13, 2020

Average RPI Win:	225	WON-LOST	WINNING	LAST 10	STRENGTH OF	OPP. STRENGTH	TEAM	ADJ.	CONF.	ADJ CONF.
Average RPI Loss:	99	RECORD	PCT. RANK	GAMES	SCHEDULE	OF SCHEDULE	RPI	RPI	RPI	RPI
DIV. I ONLY	11- 2	25	8-2	296	180	104	104	22	22	
DIV. I NON-CONF.	8- 1	28	5-1	334	185	137	137	21	21	
TOTALS	RPI 1-25	RPI 26-50	W-L RECORDS	RPI 51-100	RPI 101-150	RPI 150+				
11- 2	0- 0	0- 0	OVERALL	2- 1	1- 1	8- 0				
6- 1	0- 0	0- 0	HOME	1- 0	1- 1	4- 0				
4- 1	0- 0	0- 0	AWAY	0- 1	0- 0	4- 0				
1- 0	0- 0	0- 0	NEUTRAL	1- 0	0- 0	0- 0				
8- 1	0- 0	0- 0	NON-CONFERENCE	2- 0	0- 1	6- 0				
4- 1	0- 0	0- 0	HOME	1- 0	0- 1	3- 0				
3- 0	0- 0	0- 0	AWAY	0- 0	0- 0	3- 0				
1- 0	0- 0	0- 0	NEUTRAL	1- 0	0- 0	0- 0				
3- 1	0- 0	0- 0	CONFERENCE	0- 1	1- 0	2- 0				
2- 0	0- 0	0- 0	HOME	0- 0	1- 0	1- 0				
1- 1	0- 0	0- 0	AWAY	0- 1	0- 0	1- 0				
0- 0	0- 0	0- 0	NEUTRAL	0- 0	0- 0	0- 0				

RPI 1-25			RPI 26-50			RPI 51-100			RPI 101+			Team's RPI: 104
RPI	S	Opponent	Score	RPI	S	Opponent	Score	RPI	S	Opponent	Score	
						70	A Troy	77	84	110	H UT Arlington	62 56
						87	N Elon	76	65	127	H Richmond	67 79
						98	H UNC Greensboro	63	54	192	H George Mason	74 59
										224	A UNCW	62 43
										254	H Ark.-Pine Bluff	76 69
										260	H Texas St.	75 67
										275	A South Alabama	71 62
										293	A Wofford	78 73
										335	A Western Caro.	66 43
										345	H South Carolina St.	85 44
LAST 10 Division I												
						110	H UT Arlington	62	56	87	N Elon	76 65
						260	H Texas St.	75	67	224	A UNCW	62 43
						275	A South Alabama	71	62	192	H George Mason	74 59
						70	A Troy	77	84	127	H Richmond	67 79
						345	H South Carolina St.	85	44	335	A Western Caro.	66 43

Non-Div I Games: UNC Pembroke 86 44 Wesleyan (GA) 132 32

Coastal Caro.

■ Loss,
 ■ Non-Conf,
 ■ S Site,
 ■ H Home
 ■ A Away
 N Neutral

Average RPI Win:	275	WON-LOST	WINNING	LAST 10	STRENGTH OF	OPP. STRENGTH	TEAM	ADJ.	CONF.	ADJ CONF.
Average RPI Loss:	148	RECORD	PCT. RANK	GAMES	SCHEDULE	OF SCHEDULE	RPI	RPI	RPI	RPI
DIV. I ONLY	8- 6	134	6-4	327	270	228	228	14	14	
DIV. I NON-CONF.	6- 4	122	4-2	347	316	290	290	13	13	
TOTALS	RPI 1-25	RPI 26-50	W-L RECORDS	RPI 51-100	RPI 101-150	RPI 150+				
8- 6	0- 0	0- 0	OVERALL	1- 3	0- 1	7- 2				
4- 2	0- 0	0- 0	HOME	1- 1	0- 0	3- 1				
4- 4	0- 0	0- 0	AWAY	0- 2	0- 1	4- 1				
0- 0	0- 0	0- 0	NEUTRAL	0- 0	0- 0	0- 0				
6- 4	0- 0	0- 0	NON-CONFERENCE	0- 2	0- 0	6- 2				
2- 2	0- 0	0- 0	HOME	0- 1	0- 0	2- 1				
4- 2	0- 0	0- 0	AWAY	0- 1	0- 0	4- 1				
0- 0	0- 0	0- 0	NEUTRAL	0- 0	0- 0	0- 0				
2- 2	0- 0	0- 0	CONFERENCE	1- 1	0- 1	1- 0				
2- 0	0- 0	0- 0	HOME	1- 0	0- 0	1- 0				
0- 2	0- 0	0- 0	AWAY	0- 1	0- 1	0- 0				
0- 0	0- 0	0- 0	NEUTRAL	0- 0	0- 0	0- 0				

RPI 1-25				RPI 26-50				RPI 51-100				RPI 101+				Team's RPI: 228	
RPI	S	Opponent	Score	RPI	S	Opponent	Score	RPI	S	Opponent	Score	RPI	S	Opponent	Score		
								58	A	Wake Forest	50	106	150	A	William & Mary	60	85
								78	H	Drexel	73	59	192	H	George Mason	61	72
								87	A	Elon	48	90	242	H	Delaware	84	73
								98	H	UNC Greensboro	56	69	255	A	Winthrop	84	73
													272	A	High Point	79	70
													302	A	Presbyterian	54	58
													324	H	N.C. Central	85	78
													335	H	Western Caro.	73	62
													345	A	South Carolina St.	76	55
													347	A	Charleston So.	79	70
LAST 10 Division I																	
				150	A	William & Mary	60	85	347	A	Charleston So.	79	70				
				87	A	Elon	48	90	98	H	UNC Greensboro	56	69				
				242	H	Delaware	84	73	255	A	Winthrop	84	73				
				78	H	Drexel	73	59	302	A	Presbyterian	54	58				
				335	H	Western Caro.	73	62	345	A	South Carolina St.	76	55				

Non-Div I Games: Coker

82 57

Col. of Charleston

■ Loss,
 ■ Non-Conf,
 ■ S Site,
 ■ H Home
 ■ A Away
 N Neutral

Average RPI Win: 249	WON-LOST	WINNING	LAST 10	STRENGTH OF	OPP. STRENGTH	TEAM	ADJ.	CONF.	ADJ CONF.
Average RPI Loss: 96	RECORD	PCT. RANK	GAMES	SCHEDULE	OF SCHEDULE	RPI	RPI	RPI	RPI
DIV. I ONLY	11- 4	57	6-4	295	128	112	112	16	16
DIV. I NON-CONF.	8- 3	68	3-3	243	130	82	82	16	16

TOTALS	RPI 1-25	RPI 26-50	W-L RECORDS	RPI 51-100	RPI 101-150	RPI 150+			
11- 4	0- 1	0- 0	OVERALL	1- 2	1- 0	9- 1			
7- 0	0- 0	0- 0	HOME	1- 0	0- 0	6- 0			
4- 4	0- 1	0- 0	AWAY	0- 2	1- 0	3- 1			
0- 0	0- 0	0- 0	NEUTRAL	0- 0	0- 0	0- 0			
8- 3	0- 1	0- 0	NON-CONFERENCE	1- 2	1- 0	6- 0			
5- 0	0- 0	0- 0	HOME	1- 0	0- 0	4- 0			
3- 3	0- 1	0- 0	AWAY	0- 2	1- 0	2- 0			
0- 0	0- 0	0- 0	NEUTRAL	0- 0	0- 0	0- 0			
3- 1	0- 0	0- 0	CONFERENCE	0- 0	0- 0	3- 1			
2- 0	0- 0	0- 0	HOME	0- 0	0- 0	2- 0			
1- 1	0- 0	0- 0	AWAY	0- 0	0- 0	1- 1			
0- 0	0- 0	0- 0	NEUTRAL	0- 0	0- 0	0- 0			

RPI 1-25				RPI 26-50				RPI 51-100				RPI 101+ Team's RPI: 112			
RPI	S	Opponent	Score	RPI	S	Opponent	Score	RPI	S	Opponent	Score	RPI	S	Opponent	Score
15	A	Northwestern	44 73					51	H	Yale	70 67	140	A	Cornell	62 58
								75	A	Alabama	52 72	205	A	American	61 63
								90	A	Saint Louis	51 61	226	H	UMass Lowell	73 51
												247	H	Niagara	85 72
												269	H	Navy	80 55
												278	H	Army West Point	100 93
												279	A	Loyola Maryland	76 74
												285	H	Wagner	74 58
												309	H	Siena	88 51
												317	A	NJIT	79 52
												333	A	Canisius	90 69

LAST 10 Division I															
269	H	Navy	80 55	75	A	Alabama	52 72	309	H	Siena	88 51	247	H	Niagara	85 72
279	A	Loyola Maryland	76 74	15	A	Northwestern	44 73	90	A	Saint Louis	51 61				
278	H	Army West Point	100 93												
205	A	American	61 63												
285	H	Wagner	74 58												

Non-Div I Games:

Colgate

Colorado

Through Games Of Jan. 13, 2020

Average RPI Win:	198	WON-LOST	WINNING	LAST 10	STRENGTH OF	OPP. STRENGTH	TEAM	ADJ.	CONF.	ADJ CONF.
Average RPI Loss:	8	RECORD	PCT. RANK	GAMES	SCHEDULE	OF SCHEDULE	RPI	RPI	RPI	RPI
DIV. I ONLY	13- 3	32	7-3	119	65	41	41	1	1	
DIV. I NON-CONF.	11- 0	1	5-0	294	153	56	56	1	1	
TOTALS	RPI 1-25	RPI 26-50	W-L RECORDS	RPI 51-100	RPI 101-150	RPI 150+				
13- 3	0- 3	0- 0	OVERALL	1- 0	3- 0	9- 0				
7- 1	0- 1	0- 0	HOME	1- 0	2- 0	4- 0				
5- 2	0- 2	0- 0	AWAY	0- 0	1- 0	4- 0				
1- 0	0- 0	0- 0	NEUTRAL	0- 0	0- 0	1- 0				
11- 0	0- 0	0- 0	NON-CONFERENCE	1- 0	1- 0	9- 0				
6- 0	0- 0	0- 0	HOME	1- 0	1- 0	4- 0				
4- 0	0- 0	0- 0	AWAY	0- 0	0- 0	4- 0				
1- 0	0- 0	0- 0	NEUTRAL	0- 0	0- 0	1- 0				
2- 3	0- 3	0- 0	CONFERENCE	0- 0	2- 0	0- 0				
1- 1	0- 1	0- 0	HOME	0- 0	1- 0	0- 0				
1- 2	0- 2	0- 0	AWAY	0- 0	1- 0	0- 0				
0- 0	0- 0	0- 0	NEUTRAL	0- 0	0- 0	0- 0				

RPI 1-25				RPI 26-50		Team's RPI: 41		RPI 51-100				RPI 101+			
RPI	S	Opponent	Score	RPI	S	Opponent	Score	RPI	S	Opponent	Score	RPI	S	Opponent	Score
5	A	Oregon St.	60 72					96	H	Texas Southern	74 50	102	H	Southern California	66 53
6	H	UCLA	62 65									117	H	Wisconsin	74 57
12	A	Oregon	46 104									137	A	Utah	80 70
												152	A	Tulane	62 52
												159	N	UAB	77 69
												215	H	Jacksonville	66 44
												227	A	Wyoming	66 56
												230	A	Xavier	62 53
												259	A	Colorado St.	79 75
												274	H	Indiana St.	59 46
												294	H	Denver	96 70
												317	H	NJIT	80 57
LAST 10 Division I															
6	H	UCLA	62 65	152	A	Tulane	62 52								
102	H	Southern California	66 53	159	N	UAB	77 69								
5	A	Oregon St.	60 72	294	H	Denver	96 70								
12	A	Oregon	46 104	230	A	Xavier	62 53								
137	A	Utah	80 70	96	H	Texas Southern	74 50								

Non-Div I Games:

Colorado

Loss, Non-Conf, S Site, H Home A Away N Neutral

Colorado St.

Through Games Of Jan. 13, 2020

Average RPI Win:	273	WON-LOST	WINNING	LAST 10	STRENGTH OF	OPP. STRENGTH	TEAM	ADJ.	CONF.	ADJ CONF.
Average RPI Loss:	152	RECORD	PCT. RANK	GAMES	SCHEDULE	OF SCHEDULE	RPI	RPI	RPI	RPI
DIV. I ONLY	6- 8	212	5-5	243	303	259	259	19	19	
DIV. I NON-CONF.	4- 5	195	3-2	284	292	278	278	25	25	
TOTALS	RPI 1-25	RPI 26-50	W-L RECORDS	RPI 51-100	RPI 101-150	RPI 150+				
6- 8	0- 0	0- 1	OVERALL	0- 2	0- 1	6- 4				
4- 4	0- 0	0- 1	HOME	0- 1	0- 0	4- 2				
2- 4	0- 0	0- 0	AWAY	0- 1	0- 1	2- 2				
0- 0	0- 0	0- 0	NEUTRAL	0- 0	0- 0	0- 0				
4- 5	0- 0	0- 1	NON-CONFERENCE	0- 1	0- 1	4- 2				
3- 2	0- 0	0- 1	HOME	0- 0	0- 0	3- 1				
1- 3	0- 0	0- 0	AWAY	0- 1	0- 1	1- 1				
0- 0	0- 0	0- 0	NEUTRAL	0- 0	0- 0	0- 0				
2- 3	0- 0	0- 0	CONFERENCE	0- 1	0- 0	2- 2				
1- 2	0- 0	0- 0	HOME	0- 1	0- 0	1- 1				
1- 1	0- 0	0- 0	AWAY	0- 0	0- 0	1- 1				
0- 0	0- 0	0- 0	NEUTRAL	0- 0	0- 0	0- 0				

RPI S	Opponent	Score	RPI S	Opponent	Score	RPI S	Opponent	Score	RPI S	Opponent	Score	Team's RPI: 259
41	H Colorado	75 79	74	A Tennessee	41 79	120	A Idaho	54 61	175	H San Jose St.	53 58	
			94	H Boise St.	69 72	184	A Northern Colo.	75 58	212	H Northern Ill.	75 80	
						218	A Tulsa	55 61	227	A Wyoming	56 49	
						235	H UC Riverside	52 40	282	A San Diego St.	49 59	
						300	H Nevada	75 70	338	H Incarnate Word	75 47	
						351	H Mississippi Val.	65 46				
LAST 10 Division I												
175	H San Jose St.	53 58	74	A Tennessee	41 79							
227	A Wyoming	56 49	94	H Boise St.	69 72							
300	H Nevada	75 70	282	A San Diego St.	49 59							
218	A Tulsa	55 61	235	H UC Riverside	52 40							
351	H Mississippi Val.	65 46	338	H Incarnate Word	75 47							

Non-Div I Games: Western St. 56 47 Chadron St. 102 51

Colorado St.

Loss, Non-Conf, S Site, H Home A Away N Neutral

Average RPI Win:	237	WON-LOST	WINNING	LAST 10	STRENGTH OF	OPP. STRENGTH	TEAM	ADJ.	CONF.	ADJ CONF.
Average RPI Loss:	149	RECORD	PCT. RANK	GAMES	SCHEDULE	OF SCHEDULE	RPI	RPI	RPI	RPI
DIV. I ONLY	9- 4	69	8-2	313	191	172	172	9	9	
DIV. I NON-CONF.	9- 4	84	8-2	315	213	164	164	9	9	
TOTALS	RPI 1-25	RPI 26-50	W-L RECORDS	RPI 51-100	RPI 101-150	RPI 150+				
9- 4	0- 0	0- 0	OVERALL	1- 2	1- 1	7- 1				
6- 1	0- 0	0- 0	HOME	1- 0	1- 1	4- 0				
3- 3	0- 0	0- 0	AWAY	0- 2	0- 0	3- 1				
0- 0	0- 0	0- 0	NEUTRAL	0- 0	0- 0	0- 0				
9- 4	0- 0	0- 0	NON-CONFERENCE	1- 2	1- 1	7- 1				
6- 1	0- 0	0- 0	HOME	1- 0	1- 1	4- 0				
3- 3	0- 0	0- 0	AWAY	0- 2	0- 0	3- 1				
0- 0	0- 0	0- 0	NEUTRAL	0- 0	0- 0	0- 0				
0- 0	0- 0	0- 0	CONFERENCE	0- 0	0- 0	0- 0				
0- 0	0- 0	0- 0	HOME	0- 0	0- 0	0- 0				
0- 0	0- 0	0- 0	AWAY	0- 0	0- 0	0- 0				
0- 0	0- 0	0- 0	NEUTRAL	0- 0	0- 0	0- 0				

RPI S	Opponent	Score	RPI S	Opponent	Score	RPI S	Opponent	Score	RPI S	Opponent	Score	Team's RPI: 172
						54	A Vanderbilt	51 72	132	H Fordham	70 51	
						80	A Buffalo	75 82	148	H Saint Joseph's	57 71	
						97	H Davidson	63 60	163	A Robert Morris	61 59	
									238	H Georgetown	54 49	
									265	H Milwaukee	74 46	
									278	A Army West Point	71 62	
									314	A Albany (NY)	78 82	
									316	H Mercer	77 48	
									317	H NJIT	99 43	
									331	A Tennessee St.	75 65	
LAST 10 Division I												
			316	H Mercer	77 48				238	H Georgetown	54 49	
			331	A Tennessee St.	75 65				265	H Milwaukee	74 46	
			54	A Vanderbilt	51 72				278	A Army West Point	71 62	
			317	H NJIT	99 43				163	A Robert Morris	61 59	
			97	H Davidson	63 60				80	A Buffalo	75 82	

Non-Div I Games:

Columbia

■ Loss,
 ■ Non-Conf,
 ■ S Site,
 ■ H Home
 ■ A Away
 N Neutral

Average RPI Win:	0	WON-LOST	WINNING	LAST 10	STRENGTH OF	OPP. STRENGTH	TEAM	ADJ.	CONF.	ADJ CONF.
Average RPI Loss:	185	RECORD	PCT. RANK	GAMES	SCHEDULE	OF SCHEDULE	RPI	RPI	RPI	RPI
DIV. I ONLY	0- 16	346	0-10	238	269	341	341	29	29	
DIV. I NON-CONF.	0- 12	338	0-6	151	218	326	326	31	31	
TOTALS	RPI 1-25	RPI 26-50	W-L RECORDS	RPI 51-100	RPI 101-150	RPI 150+				
0- 16	0- 2	0- 1	OVERALL	0- 1	0- 3	0- 9				
0- 4	0- 0	0- 0	HOME	0- 0	0- 0	0- 4				
0- 12	0- 2	0- 1	AWAY	0- 1	0- 3	0- 5				
0- 0	0- 0	0- 0	NEUTRAL	0- 0	0- 0	0- 0				
0- 12	0- 2	0- 1	NON-CONFERENCE	0- 1	0- 3	0- 5				
0- 2	0- 0	0- 0	HOME	0- 0	0- 0	0- 2				
0- 10	0- 2	0- 1	AWAY	0- 1	0- 3	0- 3				
0- 0	0- 0	0- 0	NEUTRAL	0- 0	0- 0	0- 0				
0- 4	0- 0	0- 0	CONFERENCE	0- 0	0- 0	0- 4				
0- 2	0- 0	0- 0	HOME	0- 0	0- 0	0- 2				
0- 2	0- 0	0- 0	AWAY	0- 0	0- 0	0- 2				
0- 0	0- 0	0- 0	NEUTRAL	0- 0	0- 0	0- 0				

RPI	S	Opponent	Score	RPI	S	Opponent	Score	RPI	S	Opponent	Score	RPI	S	Opponent	Score	Team's RPI: 341
22	A	West Virginia	47 82	42	A	South Dakota	44 82	92	A	South Dakota St.	41 94	113	A	Cincinnati	40 86	
25	A	Rutgers	33 107									116	A	Dayton	48 78	
												136	A	George Washington	35 54	
												157	H	Norfolk St.	48 85	
												181	A	Bethune-Cookman	51 82	
												206	A	La Salle	46 79	
												247	H	Niagara	67 82	
												281	A	Marshall	47 60	
												312	A	UMBC	48 71	
												327	H	Saint Peter's	57 82	
												345	H	South Carolina St.	60 71	
												350	A	Florida A&M	48 58	
LAST 10 Division I																
350	A	Florida A&M	48 58	113	A	Cincinnati	40 86									
181	A	Bethune-Cookman	51 82	247	H	Niagara	67 82									
157	H	Norfolk St.	48 85	42	A	South Dakota	44 82									
345	H	South Carolina St.	60 71	92	A	South Dakota St.	41 94									
116	A	Dayton	48 78	136	A	George Washington	35 54									

Non-Div I Games:

Coppin St.

■ Loss,
 ■ Non-Conf,
 ■ S Site,
 ■ Home
 ■ A Away
 N Neutral

Average RPI Win:	261	WON-LOST	WINNING	LAST 10	STRENGTH OF	OPP. STRENGTH	TEAM	ADJ.	CONF.	ADJ CONF.
Average RPI Loss:	91	RECORD	PCT. RANK	GAMES	SCHEDULE	OF SCHEDULE	RPI	RPI	RPI	RPI
DIV. I ONLY	7- 5	131	6-4	162	197	140	140	9	9	
DIV. I NON-CONF.	7- 5	130	6-4	178	220	135	135	9	9	
TOTALS	RPI 1-25	RPI 26-50	W-L RECORDS	RPI 51-100	RPI 101-150	RPI 150+				
7- 5	0- 1	0- 1	OVERALL	0- 0	0- 2	7- 1				
3- 3	0- 0	0- 0	HOME	0- 0	0- 2	3- 1				
4- 2	0- 1	0- 1	AWAY	0- 0	0- 0	4- 0				
0- 0	0- 0	0- 0	NEUTRAL	0- 0	0- 0	0- 0				
7- 5	0- 1	0- 1	NON-CONFERENCE	0- 0	0- 2	7- 1				
3- 3	0- 0	0- 0	HOME	0- 0	0- 2	3- 1				
4- 2	0- 1	0- 1	AWAY	0- 0	0- 0	4- 0				
0- 0	0- 0	0- 0	NEUTRAL	0- 0	0- 0	0- 0				
0- 0	0- 0	0- 0	CONFERENCE	0- 0	0- 0	0- 0				
0- 0	0- 0	0- 0	HOME	0- 0	0- 0	0- 0				
0- 0	0- 0	0- 0	AWAY	0- 0	0- 0	0- 0				
0- 0	0- 0	0- 0	NEUTRAL	0- 0	0- 0	0- 0				

RPI 1-25				RPI 26-50				RPI 51-100				RPI 101+ Team's RPI: 140			
RPI	S	Opponent	Score	RPI	S	Opponent	Score	RPI	S	Opponent	Score	RPI	S	Opponent	Score
22	A	West Virginia	62 68	33	A	TCU	49 59					107	H	Duquesne	62 72
												112	H	Colgate	58 62
												183	H	Binghamton	56 59
												210	H	ETSU	71 43
												226	A	UMass Lowell	70 56
												245	A	Delaware St.	77 51
												247	H	Niagara	82 59
												268	A	St. Bonaventure	70 42
												314	A	Albany (NY)	71 51
												317	H	NJIT	68 44
LAST 10 Division I															
210	H	ETSU	71 43	226	A	UMass Lowell	70 56								
22	A	West Virginia	62 68	245	A	Delaware St.	77 51								
268	A	St. Bonaventure	70 42	247	H	Niagara	82 59								
107	H	Duquesne	62 72	317	H	NJIT	68 44								
183	H	Binghamton	56 59	112	H	Colgate	58 62								

Non-Div I Games:

Cornell

Creighton

Through Games Of Jan. 13, 2020

Average RPI Win:	119	WON-LOST	WINNING	LAST 10	STRENGTH OF	OPP. STRENGTH	TEAM	ADJ.	CONF.	ADJ CONF.
Average RPI Loss:	29	RECORD	PCT. RANK	GAMES	SCHEDULE	OF SCHEDULE	RPI	RPI	RPI	RPI
DIV. I ONLY	12- 4	52	7-3	11	41	14	14	6	6	
DIV. I NON-CONF.	8- 3	68	3-2	13	48	10	10	6	6	
TOTALS	RPI 1-25	RPI 26-50	W-L RECORDS	RPI 51-100	RPI 101-150	RPI 150+				
12- 4	1- 2	2- 2	OVERALL	4- 0	2- 0	3- 0				
6- 1	0- 1	2- 0	HOME	1- 0	2- 0	1- 0				
4- 3	0- 1	0- 2	AWAY	2- 0	0- 0	2- 0				
2- 0	1- 0	0- 0	NEUTRAL	1- 0	0- 0	0- 0				
8- 3	1- 1	1- 2	NON-CONFERENCE	3- 0	1- 0	2- 0				
4- 0	0- 0	1- 0	HOME	1- 0	1- 0	1- 0				
2- 3	0- 1	0- 2	AWAY	1- 0	0- 0	1- 0				
2- 0	1- 0	0- 0	NEUTRAL	1- 0	0- 0	0- 0				
4- 1	0- 1	1- 0	CONFERENCE	1- 0	1- 0	1- 0				
2- 1	0- 1	1- 0	HOME	0- 0	1- 0	0- 0				
2- 0	0- 0	0- 0	AWAY	1- 0	0- 0	1- 0				
0- 0	0- 0	0- 0	NEUTRAL	0- 0	0- 0	0- 0				

RPI 1-25				RPI 26-50				RPI 51-100				RPI 101+			
RPI	S	Opponent	Score	RPI	S	Opponent	Score	RPI	S	Opponent	Score	RPI	S	Opponent	Score
11	H	DePaul	71 74	32	H	Marquette	72 62	52	N	Temple	69 59	106	H	Providence	72 63
22	N	West Virginia	82 75	36	H	UNI	57 54	55	A	Nebraska	79 74	144	H	Wichita St.	56 46
23	A	Drake	53 63	38	A	Arizona St.	55 70	88	A	Villanova	58 42	238	A	Georgetown	65 56
				42	A	South Dakota	65 72	92	H	South Dakota St.	61 48	248	A	Omaha	67 54
												319	H	North Dakota St.	70 59
LAST 10 Division I															
				106	H	Providence	72 63	38	A	Arizona St.	55 70				
				11	H	DePaul	71 74	144	H	Wichita St.	56 46				
				32	H	Marquette	72 62	36	H	UNI	57 54				
				88	A	Villanova	58 42	42	A	South Dakota	65 72				
				238	A	Georgetown	65 56	52	N	Temple	69 59				

Non-Div I Games:

Creighton

Loss, Non-Conf, S Site, H Home A Away N Neutral

Average RPI Win:	233	WON-LOST	WINNING	LAST 10	STRENGTH OF	OPP. STRENGTH	TEAM	ADJ.	CONF.	ADJ CONF.
Average RPI Loss:	166	RECORD	PCT. RANK	GAMES	SCHEDULE	OF SCHEDULE	RPI	RPI	RPI	RPI
DIV. I ONLY	7- 7	169	4-6	161	262	165	165	9	9	
DIV. I NON-CONF.	6- 7	182	3-6	201	257	181	181	9	9	
TOTALS	RPI 1-25	RPI 26-50	W-L RECORDS	RPI 51-100	RPI 101-150	RPI 150+				
7- 7	0- 1	0- 0	OVERALL	0- 1	1- 1	6- 4				
5- 1	0- 0	0- 0	HOME	0- 0	1- 0	4- 1				
2- 6	0- 1	0- 0	AWAY	0- 1	0- 1	2- 3				
0- 0	0- 0	0- 0	NEUTRAL	0- 0	0- 0	0- 0				
6- 7	0- 1	0- 0	NON-CONFERENCE	0- 1	0- 1	6- 4				
4- 1	0- 0	0- 0	HOME	0- 0	0- 0	4- 1				
2- 6	0- 1	0- 0	AWAY	0- 1	0- 1	2- 3				
0- 0	0- 0	0- 0	NEUTRAL	0- 0	0- 0	0- 0				
1- 0	0- 0	0- 0	CONFERENCE	0- 0	1- 0	0- 0				
1- 0	0- 0	0- 0	HOME	0- 0	1- 0	0- 0				
0- 0	0- 0	0- 0	AWAY	0- 0	0- 0	0- 0				
0- 0	0- 0	0- 0	NEUTRAL	0- 0	0- 0	0- 0				

RPI	S	Opponent	Score	RPI	S	Opponent	Score	RPI	S	Opponent	Score	RPI	S	Opponent	Score	Team's RPI: 165
15	A	Northwestern	37 79					80	A	Buffalo	49 73	115	A	Loyola Chicago	40 61	
												142	H	Harvard	63 62	
												177	H	Merrimack	57 52	
												185	A	Boston U.	56 74	
												226	A	UMass Lowell	62 51	
												229	A	Manhattan	58 70	
												249	H	Maine	57 41	
												257	A	Fairfield	52 51	
												260	H	Texas St.	51 61	
												277	H	Vermont	72 55	
												279	A	Loyola Maryland	56 72	
												304	H	New Hampshire	66 47	
LAST 10 Division I																
142	H	Harvard	63 62	260	H	Texas St.	51 61	226	A	UMass Lowell	62 51	15	A	Northwestern	37 79	
279	A	Loyola Maryland	56 72	249	H	Maine	57 41	115	A	Loyola Chicago	40 61					
80	A	Buffalo	49 73													
185	A	Boston U.	56 74													
304	H	New Hampshire	66 47													

Non-Div I Games:

Dartmouth

■ Loss,
■ Non-Conf,
■ S Site,
■ H Home
■ A Away
N Neutral

Davidson

Through Games Of Jan. 13, 2020

Average RPI Win:	218	WON-LOST	WINNING	LAST 10	STRENGTH OF	OPP. STRENGTH	TEAM	ADJ.	CONF.	ADJ CONF.
Average RPI Loss:	84	RECORD	PCT. RANK	GAMES	SCHEDULE	OF SCHEDULE	RPI	RPI	RPI	RPI
DIV. I ONLY	9- 6	121	5-5	176	108	97	97	12	12	
DIV. I NON-CONF.	6- 6	163	2-5	239	104	156	156	12	12	
TOTALS	RPI 1-25	RPI 26-50	W-L RECORDS	RPI 51-100	RPI 101-150	RPI 150+				
9- 6	0- 0	0- 3	OVERALL	1- 1	1- 1	7- 1				
4- 1	0- 0	0- 1	HOME	0- 0	1- 0	3- 0				
4- 5	0- 0	0- 2	AWAY	1- 1	0- 1	3- 1				
1- 0	0- 0	0- 0	NEUTRAL	0- 0	0- 0	1- 0				
6- 6	0- 0	0- 3	NON-CONFERENCE	0- 1	0- 1	6- 1				
2- 1	0- 0	0- 1	HOME	0- 0	0- 0	2- 0				
3- 5	0- 0	0- 2	AWAY	0- 1	0- 1	3- 1				
1- 0	0- 0	0- 0	NEUTRAL	0- 0	0- 0	1- 0				
3- 0	0- 0	0- 0	CONFERENCE	1- 0	1- 0	1- 0				
2- 0	0- 0	0- 0	HOME	0- 0	1- 0	1- 0				
1- 0	0- 0	0- 0	AWAY	1- 0	0- 0	0- 0				
0- 0	0- 0	0- 0	NEUTRAL	0- 0	0- 0	0- 0				

RPI 1-25				RPI 26-50				RPI 51-100				Team's RPI: 97		RPI 101+			
RPI	S	Opponent	Score	RPI	S	Opponent	Score	RPI	S	Opponent	Score			RPI	S	Opponent	Score
				37	A	Virginia Tech	68 88	78	A	Drexel	63 74			130	A	Florida	50 55
				40	A	Duke	52 82	90	A	Saint Louis	65 58			132	H	Fordham	74 62
				48	H	Charlotte	64 75							172	A	Columbia	60 63
														191	H	Rhode Island	79 67
														210	A	ETSU	75 60
														236	A	UMKC	74 64
														238	H	Georgetown	66 52
														256	N	UC Irvine	78 72
														272	A	High Point	73 63
														335	H	Western Caro.	101 51
LAST 10 Division I																	
				191	H	Rhode Island	79 67	172	A	Columbia	60 63						
				132	H	Fordham	74 62	272	A	High Point	73 63						
				90	A	Saint Louis	65 58	210	A	ETSU	75 60						
				130	A	Florida	50 55	40	A	Duke	52 82						
				48	H	Charlotte	64 75	37	A	Virginia Tech	68 88						

Non-Div I Games: Newberry 75 46

Davidson

■ Loss,
 ■ Non-Conf,
 ■ S Site,
 ■ H Home
 ■ A Away
 N Neutral

Average RPI Win:	228	WON-LOST	WINNING	LAST 10	STRENGTH OF	OPP. STRENGTH	TEAM	ADJ.	CONF.	ADJ CONF.
Average RPI Loss:	47	RECORD	PCT. RANK	GAMES	SCHEDULE	OF SCHEDULE	RPI	RPI	RPI	RPI
DIV. I ONLY	10- 7	126	7-3	160	29	116	116	12	12	
DIV. I NON-CONF.	7- 7	163	4-3	148	18	136	136	12	12	
TOTALS	RPI 1-25	RPI 26-50	W-L RECORDS	RPI 51-100	RPI 101-150	RPI 150+				
10- 7	0- 3	0- 1	OVERALL	0- 2	1- 0	9- 1				
4- 2	0- 2	0- 0	HOME	0- 0	0- 0	4- 0				
4- 2	0- 0	0- 1	AWAY	0- 1	1- 0	3- 0				
2- 3	0- 1	0- 0	NEUTRAL	0- 1	0- 0	2- 1				
7- 7	0- 3	0- 1	NON-CONFERENCE	0- 2	0- 0	7- 1				
3- 2	0- 2	0- 0	HOME	0- 0	0- 0	3- 0				
2- 2	0- 0	0- 1	AWAY	0- 1	0- 0	2- 0				
2- 3	0- 1	0- 0	NEUTRAL	0- 1	0- 0	2- 1				
3- 0	0- 0	0- 0	CONFERENCE	0- 0	1- 0	2- 0				
1- 0	0- 0	0- 0	HOME	0- 0	0- 0	1- 0				
2- 0	0- 0	0- 0	AWAY	0- 0	1- 0	1- 0				
0- 0	0- 0	0- 0	NEUTRAL	0- 0	0- 0	0- 0				

RPI 1-25				RPI 26-50				RPI 51-100				RPI 101+ Team's RPI: 116			
RPI	S	Opponent	Score	RPI	S	Opponent	Score	RPI	S	Opponent	Score	RPI	S	Opponent	Score
2	H	South Carolina	49 75	28	A	Central Mich.	80 81	58	N	Wake Forest	59 78	127	A	Richmond	65 51
4	H	UConn	37 75					80	A	Buffalo	59 67	153	N	Auburn	74 76
7	N	Gonzaga	65 76									178	A	Toledo	60 42
												182	A	Northeastern	71 60
												192	H	George Mason	59 55
												206	A	La Salle	98 58
												249	N	Maine	78 49
												253	N	East Carolina	94 68
												267	H	Lipscomb	82 60
												283	H	Morehead St.	58 41
												341	H	Coppin St.	78 48
LAST 10 Division I															
				127	A	Richmond	65 51	58	N	Wake Forest	59 78				
				192	H	George Mason	59 55	80	A	Buffalo	59 67				
				206	A	La Salle	98 58	283	H	Morehead St.	58 41				
				341	H	Coppin St.	78 48	249	N	Maine	78 49				
				253	N	East Carolina	94 68	153	N	Auburn	74 76				

Non-Div I Games:

Dayton

■ Loss,
 ■ Non-Conf, S Site,
 ■ Home
 ■ Away
 N Neutral

Average RPI Win:	116	WON-LOST	WINNING	LAST 10	STRENGTH OF	OPP. STRENGTH	TEAM	ADJ.	CONF.	ADJ CONF.
Average RPI Loss:	5	RECORD	PCT. RANK	GAMES	SCHEDULE	OF SCHEDULE	RPI	RPI	RPI	RPI
DIV. I ONLY	15- 2	13	9-1	15	13	11	11	6	6	
DIV. I NON-CONF.	10- 2	31	4-1	30	20	14	14	6	6	
TOTALS	RPI 1-25	RPI 26-50	W-L RECORDS	RPI 51-100	RPI 101-150	RPI 150+				
15- 2	2- 2	2- 0	OVERALL	3- 0	3- 0	5- 0				
9- 1	0- 1	2- 0	HOME	3- 0	0- 0	4- 0				
6- 1	2- 1	0- 0	AWAY	0- 0	3- 0	1- 0				
0- 0	0- 0	0- 0	NEUTRAL	0- 0	0- 0	0- 0				
10- 2	1- 2	1- 0	NON-CONFERENCE	1- 0	2- 0	5- 0				
6- 1	0- 1	1- 0	HOME	1- 0	0- 0	4- 0				
4- 1	1- 1	0- 0	AWAY	0- 0	2- 0	1- 0				
0- 0	0- 0	0- 0	NEUTRAL	0- 0	0- 0	0- 0				
5- 0	1- 0	1- 0	CONFERENCE	2- 0	1- 0	0- 0				
3- 0	0- 0	1- 0	HOME	2- 0	0- 0	0- 0				
2- 0	1- 0	0- 0	AWAY	0- 0	1- 0	0- 0				
0- 0	0- 0	0- 0	NEUTRAL	0- 0	0- 0	0- 0				

RPI 1-25				Team's RPI: 11				RPI 26-50				RPI 51-100				RPI 101+			
RPI	S	Opponent	Score		RPI	S	Opponent	Score		RPI	S	Opponent	Score		RPI	S	Opponent	Score	
4	H	UConn	74 84		31	H	Miami (FL)	89 83		56	H	St. John's (NY)	74 69		106	A	Providence	80 67	
5	A	Oregon St.	77 98		32	H	Marquette	89 71		62	H	Seton Hall	85 68		115	A	Loyola Chicago	83 76	
14	A	Creighton	74 71							78	H	Drexel	81 57		124	A	Notre Dame	105 94	
15	A	Northwestern	70 68												160	H	Miami (OH)	98 79	
															162	A	Green Bay	76 65	
															213	H	Arkansas St.	109 64	
															265	H	Milwaukee	94 65	
															305	H	Alabama St.	105 76	
LAST 10 Division I																			
					56	H	St. John's (NY)	74 69		115	A	Loyola Chicago	83 76						
					62	H	Seton Hall	85 68		4	H	UConn	74 84						
					14	A	Creighton	74 71		305	H	Alabama St.	105 76						
					106	A	Providence	80 67		124	A	Notre Dame	105 94						
					32	H	Marquette	89 71		162	A	Green Bay	76 65						

Non-Div I Games:

DePaul

Delaware

Through Games Of Jan. 13, 2020

Average RPI Win:	205	WON-LOST	WINNING	LAST 10	STRENGTH OF	OPP. STRENGTH	TEAM	ADJ.	CONF.	ADJ CONF.
Average RPI Loss:	161	RECORD	PCT. RANK	GAMES	SCHEDULE	OF SCHEDULE	RPI	RPI	RPI	RPI
DIV. I ONLY	5- 10	253	4-6	206	161	242	242	14	14	
DIV. I NON-CONF.	4- 7	225	3-3	138	125	183	183	13	13	
TOTALS	RPI 1-25	RPI 26-50	W-L RECORDS	RPI 51-100	RPI 101-150	RPI 150+				
5- 10	0- 1	0- 1	OVERALL	0- 1	1- 1	4- 6				
2- 4	0- 0	0- 0	HOME	0- 0	0- 1	2- 3				
2- 6	0- 1	0- 1	AWAY	0- 1	0- 0	2- 3				
1- 0	0- 0	0- 0	NEUTRAL	0- 0	1- 0	0- 0				
4- 7	0- 1	0- 1	NON-CONFERENCE	0- 1	1- 1	3- 3				
1- 3	0- 0	0- 0	HOME	0- 0	0- 1	1- 2				
2- 4	0- 1	0- 1	AWAY	0- 1	0- 0	2- 1				
1- 0	0- 0	0- 0	NEUTRAL	0- 0	1- 0	0- 0				
1- 3	0- 0	0- 0	CONFERENCE	0- 0	0- 0	1- 3				
1- 1	0- 0	0- 0	HOME	0- 0	0- 0	1- 1				
0- 2	0- 0	0- 0	AWAY	0- 0	0- 0	0- 2				
0- 0	0- 0	0- 0	NEUTRAL	0- 0	0- 0	0- 0				

RPI 1-25				RPI 26-50				RPI 51-100				RPI 101+ Team's RPI: 242			
RPI	S	Opponent	Score	RPI	S	Opponent	Score	RPI	S	Opponent	Score	RPI	S	Opponent	Score
24	A	Maryland	55 99	48	A	Charlotte	57 61	64	A	UCF	49 75	136	H	George Washington	49 63
												146	N	Santa Clara	81 80
												163	A	Robert Morris	73 62
												182	H	Northeastern	62 72
												192	H	George Mason	63 44
												201	A	Cal St. Fullerton	72 55
												209	A	Gardner-Webb	65 67
												224	A	UNCW	65 71
												228	A	Col. of Charleston	73 84
												245	H	Delaware St.	64 67
												249	H	Maine	56 69
												321	H	Hofstra	80 59
LAST 10 Division I															
182	H	Northeastern	62 72	48	A	Charlotte	57 61	209	A	Gardner-Webb	65 67				
321	H	Hofstra	80 59					163	A	Robert Morris	73 62				
228	A	Col. of Charleston	73 84					136	H	George Washington	49 63				
224	A	UNCW	65 71					146	N	Santa Clara	81 80				
192	H	George Mason	63 44												

Non-Div I Games:

Delaware

Loss, Non-Conf, S Site, H Home A Away N Neutral

Average RPI Win:	297	WON-LOST	WINNING	LAST 10	STRENGTH OF	OPP. STRENGTH	TEAM	ADJ.	CONF.	ADJ CONF.
Average RPI Loss:	130	RECORD	PCT. RANK	GAMES	SCHEDULE	OF SCHEDULE	RPI	RPI	RPI	RPI
DIV. I ONLY	4- 10	273	3-7	58	347	245	245	29	29	
DIV. I NON-CONF.	2- 9	304	1-6	20	346	232	232	31	31	
TOTALS	RPI 1-25	RPI 26-50	W-L RECORDS	RPI 51-100	RPI 101-150	RPI 150+				
4- 10	0- 0	0- 1	OVERALL	0- 2	0- 4	4- 3				
3- 7	0- 0	0- 0	HOME	0- 2	0- 3	3- 2				
1- 3	0- 0	0- 1	AWAY	0- 0	0- 1	1- 1				
0- 0	0- 0	0- 0	NEUTRAL	0- 0	0- 0	0- 0				
2- 9	0- 0	0- 1	NON-CONFERENCE	0- 1	0- 4	2- 3				
1- 6	0- 0	0- 0	HOME	0- 1	0- 3	1- 2				
1- 3	0- 0	0- 1	AWAY	0- 0	0- 1	1- 1				
0- 0	0- 0	0- 0	NEUTRAL	0- 0	0- 0	0- 0				
2- 1	0- 0	0- 0	CONFERENCE	0- 1	0- 0	2- 0				
2- 1	0- 0	0- 0	HOME	0- 1	0- 0	2- 0				
0- 0	0- 0	0- 0	AWAY	0- 0	0- 0	0- 0				
0- 0	0- 0	0- 0	NEUTRAL	0- 0	0- 0	0- 0				

RPI 1-25				RPI 26-50				RPI 51-100				RPI 101+				Team's RPI: 245	
RPI	S	Opponent	Score	RPI	S	Opponent	Score	RPI	S	Opponent	Score	RPI	S	Opponent	Score		
				43	A	James Madison	64 83	81	H	Lehigh	38 68	105	A	Boston College	69 109		
								85	H	N.C. A&T	45 69	123	H	Rider	69 71		
												140	H	Cornell	51 77		
												150	H	William & Mary	52 73		
												156	H	Cleveland St.	49 57		
												183	H	Binghamton	66 75		
												234	A	Longwood	62 78		
												242	A	Delaware	67 64		
												296	H	Morgan St.	69 61		
												324	H	N.C. Central	64 54		
												327	H	Saint Peter's	89 66		
LAST 10 Division I																	
				85	H	N.C. A&T	45 69	43	A	James Madison	64 83						
				324	H	N.C. Central	64 54	234	A	Longwood	62 78						
				296	H	Morgan St.	69 61	327	H	Saint Peter's	89 66						
				123	H	Rider	69 71	156	H	Cleveland St.	49 57						
				105	A	Boston College	69 109	150	H	William & Mary	52 73						

Non-Div I Games: Post 67 41 Georgian Court 69 48

Delaware St.

Average RPI Win: 244	WON-LOST	WINNING	LAST 10	STRENGTH OF	OPP. STRENGTH	TEAM	ADJ.	CONF.	ADJ CONF.
Average RPI Loss: 172	RECORD	PCT. RANK	GAMES	SCHEDULE	OF SCHEDULE	RPI	RPI	RPI	RPI
DIV. I ONLY	6- 11	250	2-8	217	280	294	294	18	18
DIV. I NON-CONF.	5- 7	205	1-4	255	282	297	297	19	19
TOTALS	RPI 1-25	RPI 26-50	W-L RECORDS	RPI 51-100	RPI 101-150	RPI 150+			
6- 11	0- 0	0- 2	OVERALL	0- 1	1- 1	5- 7			
6- 4	0- 0	0- 0	HOME	0- 1	1- 0	5- 3			
0- 5	0- 0	0- 2	AWAY	0- 0	0- 0	0- 3			
0- 2	0- 0	0- 0	NEUTRAL	0- 0	0- 1	0- 1			
5- 7	0- 0	0- 1	NON-CONFERENCE	0- 0	1- 1	4- 5			
5- 2	0- 0	0- 0	HOME	0- 0	1- 0	4- 2			
0- 3	0- 0	0- 1	AWAY	0- 0	0- 0	0- 2			
0- 2	0- 0	0- 0	NEUTRAL	0- 0	0- 1	0- 1			
1- 4	0- 0	0- 1	CONFERENCE	0- 1	0- 0	1- 2			
1- 2	0- 0	0- 0	HOME	0- 1	0- 0	1- 1			
0- 2	0- 0	0- 1	AWAY	0- 0	0- 0	0- 1			
0- 0	0- 0	0- 0	NEUTRAL	0- 0	0- 0	0- 0			

RPI S	Opponent	Score	RPI S	Opponent	Score	RPI S	Opponent	Score	RPI S	Opponent	Score	Team's RPI: 294
41	A Colorado	70 96	42	A South Dakota	61 104	92	H South Dakota St.	79 86	143	N Western Mich.	70 79	
									145	H Southern Utah	81 73	
									166	N Akron	72 88	
									167	H North Dakota	82 90	
									184	H Northern Colo.	74 55	
									189	A Lamar University	59 71	
									227	H Wyoming	71 57	
									233	A Western Ill.	75 82	
									236	A UMKC	79 83	
									256	H UC Irvine	83 75	
									276	H Alabama A&M	83 86	
									303	H New Mexico St.	75 78	
									319	H North Dakota St.	91 82	
									330	H Cal Poly	96 66	
LAST 10 Division I												
233	A Western Ill.	75 82	143	N Western Mich.	70 79							
92	H South Dakota St.	79 86	166	N Akron	72 88							
42	A South Dakota	61 104	145	H Southern Utah	81 73							
167	H North Dakota	82 90	41	A Colorado	70 96							
319	H North Dakota St.	91 82	189	A Lamar University	59 71							

Non-Div I Games: Colo. Christian 89 49

Denver

Detroit Mercy

Through Games Of Jan. 13, 2020

Average RPI Win:	332	WON-LOST	WINNING	LAST 10	STRENGTH OF	OPP. STRENGTH	TEAM	ADJ.	CONF.	ADJ CONF.
Average RPI Loss:	171	RECORD	PCT. RANK	GAMES	SCHEDULE	OF SCHEDULE	RPI	RPI	RPI	RPI
DIV. I ONLY	1- 15	344	1-9	192	275	325	325	17	17	
DIV. I NON-CONF.	0- 11	338	0-5	97	305	318	318	18	18	
TOTALS	RPI 1-25	RPI 26-50	W-L RECORDS	RPI 51-100	RPI 101-150	RPI 150+				
1- 15	0- 0	0- 0	OVERALL	0- 2	0- 3	1- 10				
0- 8	0- 0	0- 0	HOME	0- 0	0- 1	0- 7				
1- 5	0- 0	0- 0	AWAY	0- 2	0- 2	1- 1				
0- 2	0- 0	0- 0	NEUTRAL	0- 0	0- 0	0- 2				
0- 11	0- 0	0- 0	NON-CONFERENCE	0- 1	0- 3	0- 7				
0- 5	0- 0	0- 0	HOME	0- 0	0- 1	0- 4				
0- 4	0- 0	0- 0	AWAY	0- 1	0- 2	0- 1				
0- 2	0- 0	0- 0	NEUTRAL	0- 0	0- 0	0- 2				
1- 4	0- 0	0- 0	CONFERENCE	0- 1	0- 0	1- 3				
0- 3	0- 0	0- 0	HOME	0- 0	0- 0	0- 3				
1- 1	0- 0	0- 0	AWAY	0- 1	0- 0	1- 0				
0- 0	0- 0	0- 0	NEUTRAL	0- 0	0- 0	0- 0				

RPI 1-25				RPI 26-50				RPI 51-100				RPI 101+				Team's RPI: 325	
RPI	S	Opponent	Score	RPI	S	Opponent	Score	RPI	S	Opponent	Score	RPI	S	Opponent	Score		
								61	A	IUPUI	45	82	115	H	Loyola Chicago	60	89
								95	A	Michigan St.	52	110	133	A	Butler	60	82
													143	A	Western Mich.	67	82
													162	H	Green Bay	48	65
													164	N	Tennessee Tech	47	69
													166	H	Akron	60	81
													174	H	Valparaiso	58	77
													178	H	Toledo	64	82
													187	H	Eastern Mich.	70	84
													192	A	George Mason	62	75
													264	N	Sacred Heart	60	66
													265	H	Milwaukee	48	63
													270	H	Oakland	57	71
													332	A	UIC	70	62
LAST 10 Division I																	
162	H	Green Bay	48	65	187	H	Eastern Mich.	70	84								
265	H	Milwaukee	48	63	178	H	Toledo	64	82								
61	A	IUPUI	45	82	174	H	Valparaiso	58	77								
332	A	UIC	70	62	164	N	Tennessee Tech	47	69								
270	H	Oakland	57	71	264	N	Sacred Heart	60	66								

Non-Div I Games:

Detroit Mercy

Loss, Non-Conf, S Site, H Home A Away N Neutral

Drake

Through Games Of Jan. 13, 2020

Average RPI Win:	129	WON-LOST	WINNING	LAST 10	STRENGTH OF	OPP. STRENGTH	TEAM	ADJ.	CONF.	ADJ CONF.
Average RPI Loss:	24	RECORD	PCT. RANK	GAMES	SCHEDULE	OF SCHEDULE	RPI	RPI	RPI	RPI
DIV. I ONLY	9- 5	94	6-4	16	4	23	23	7	7	
DIV. I NON-CONF.	7- 4	100	4-3	41	7	31	31	7	7	
TOTALS	RPI 1-25	RPI 26-50	W-L RECORDS	RPI 51-100	RPI 101-150	RPI 150+				
9- 5	1- 2	1- 3	OVERALL	3- 0	0- 0	4- 0				
5- 0	1- 0	1- 0	HOME	2- 0	0- 0	1- 0				
2- 4	0- 2	0- 2	AWAY	1- 0	0- 0	1- 0				
2- 1	0- 0	0- 1	NEUTRAL	0- 0	0- 0	2- 0				
7- 4	1- 1	0- 3	NON-CONFERENCE	2- 0	0- 0	4- 0				
4- 0	1- 0	0- 0	HOME	2- 0	0- 0	1- 0				
1- 3	0- 1	0- 2	AWAY	0- 0	0- 0	1- 0				
2- 1	0- 0	0- 1	NEUTRAL	0- 0	0- 0	2- 0				
2- 1	0- 1	1- 0	CONFERENCE	1- 0	0- 0	0- 0				
1- 0	0- 0	1- 0	HOME	0- 0	0- 0	0- 0				
1- 1	0- 1	0- 0	AWAY	1- 0	0- 0	0- 0				
0- 0	0- 0	0- 0	NEUTRAL	0- 0	0- 0	0- 0				

RPI 1-25				Team's RPI: 23				RPI 26-50				RPI 51-100				RPI 101+			
RPI	S	Opponent	Score		RPI	S	Opponent	Score		RPI	S	Opponent	Score		RPI	S	Opponent	Score	
1	A	Missouri St.	67	69	27	N	Purdue	47	67	82	H	Iowa St.	86	81	153	N	Auburn	83	82
10	A	Iowa	67	79	36	H	UNI	104	87	92	H	South Dakota St.	74	67	212	A	Northern Ill.	73	49
14	H	Creighton	63	53	39	A	Oklahoma	84	93	93	A	Southern Ill.	73	65	233	H	Western Ill.	94	75
					42	A	South Dakota	94	102						249	N	Maine	94	62
LAST 10 Division I																			
					93	A	Southern Ill.	73	65	39	A	Oklahoma	84	93					
					1	A	Missouri St.	67	69	153	N	Auburn	83	82					
					36	H	UNI	104	87	249	N	Maine	94	62					
					212	A	Northern Ill.	73	49	27	N	Purdue	47	67					
					10	A	Iowa	67	79	233	H	Western Ill.	94	75					

Non-Div I Games: Waldorf 103 18

Drake

Loss, Non-Conf, S Site, H Home A Away N Neutral

Average RPI Win:	185	WON-LOST	WINNING	LAST 10	STRENGTH OF	OPP. STRENGTH	TEAM	ADJ.	CONF.	ADJ CONF.
Average RPI Loss:	93	RECORD	PCT. RANK	GAMES	SCHEDULE	OF SCHEDULE	RPI	RPI	RPI	RPI
DIV. I ONLY	10- 6	101	7-3	103	130	78	78	14	14	
DIV. I NON-CONF.	7- 5	130	4-2	47	85	68	68	13	13	
TOTALS	RPI 1-25	RPI 26-50	W-L RECORDS	RPI 51-100	RPI 101-150	RPI 150+				
10- 6	0- 1	0- 0	OVERALL	2- 3	2- 1	6- 1				
7- 1	0- 0	0- 0	HOME	2- 1	1- 0	4- 0				
3- 4	0- 1	0- 0	AWAY	0- 1	1- 1	2- 1				
0- 1	0- 0	0- 0	NEUTRAL	0- 1	0- 0	0- 0				
7- 5	0- 1	0- 0	NON-CONFERENCE	2- 3	2- 1	3- 0				
5- 1	0- 0	0- 0	HOME	2- 1	1- 0	2- 0				
2- 3	0- 1	0- 0	AWAY	0- 1	1- 1	1- 0				
0- 1	0- 0	0- 0	NEUTRAL	0- 1	0- 0	0- 0				
3- 1	0- 0	0- 0	CONFERENCE	0- 0	0- 0	3- 1				
2- 0	0- 0	0- 0	HOME	0- 0	0- 0	2- 0				
1- 1	0- 0	0- 0	AWAY	0- 0	0- 0	1- 1				
0- 0	0- 0	0- 0	NEUTRAL	0- 0	0- 0	0- 0				

RPI 1-25				RPI 26-50				RPI 51-100 Team's RPI: 78				RPI 101+			
RPI	S	Opponent	Score	RPI	S	Opponent	Score	RPI	S	Opponent	Score	RPI	S	Opponent	Score
11	A	DePaul	57 81					63	A	Bucknell	49 60	109	A	Penn	49 53
								65	H	Pacific	51 58	127	H	Richmond	58 52
								80	N	Buffalo	59 63	148	A	Saint Joseph's	62 52
								88	H	Villanova	54 52	182	H	Northeastern	50 41
								97	H	Davidson	74 63	206	H	La Salle	69 31
												207	A	Quinnipiac	66 62
												224	A	UNCW	73 72
												228	A	Col. of Charleston	59 73
												249	H	Maine	70 57
												321	H	Hofstra	74 54
LAST 10 Division I															
321	H	Hofstra	74 54	109	A	Penn	49 53								
182	H	Northeastern	50 41	206	H	La Salle	69 31								
224	A	UNCW	73 72	63	A	Bucknell	49 60								
228	A	Col. of Charleston	59 73	88	H	Villanova	54 52								
249	H	Maine	70 57	148	A	Saint Joseph's	62 52								

Non-Div I Games:

Drexel

■ Loss,
■ Non-Conf,
■ S Site,
■ H Home
■ A Away
N Neutral

Average RPI Win:	148	WON-LOST	WINNING	LAST 10	STRENGTH OF	OPP. STRENGTH	TEAM	ADJ.	CONF.	ADJ CONF.
Average RPI Loss:	27	RECORD	PCT. RANK	GAMES	SCHEDULE	OF SCHEDULE	RPI	RPI	RPI	RPI
DIV. I ONLY	8- 8	169	4-6	3	59	40	40	3	3	
DIV. I NON-CONF.	6- 5	151	2-3	2	161	25	25	3	3	
TOTALS	RPI 1-25	RPI 26-50	W-L RECORDS	RPI 51-100	RPI 101-150	RPI 150+				
8- 8	0- 4	1- 2	OVERALL	2- 2	2- 0	3- 0				
7- 2	0- 1	1- 0	HOME	2- 1	2- 0	2- 0				
1- 6	0- 3	0- 2	AWAY	0- 1	0- 0	1- 0				
0- 0	0- 0	0- 0	NEUTRAL	0- 0	0- 0	0- 0				
6- 5	0- 3	0- 1	NON-CONFERENCE	2- 1	1- 0	3- 0				
5- 1	0- 1	0- 0	HOME	2- 0	1- 0	2- 0				
1- 4	0- 2	0- 1	AWAY	0- 1	0- 0	1- 0				
0- 0	0- 0	0- 0	NEUTRAL	0- 0	0- 0	0- 0				
2- 3	0- 1	1- 1	CONFERENCE	0- 1	1- 0	0- 0				
2- 1	0- 0	1- 0	HOME	0- 1	1- 0	0- 0				
0- 2	0- 1	0- 1	AWAY	0- 0	0- 0	0- 0				
0- 0	0- 0	0- 0	NEUTRAL	0- 0	0- 0	0- 0				

RPI 1-25				RPI 26-50				Team's RPI: 40				RPI 51-100				RPI 101+			
RPI	S	Opponent	Score	RPI	S	Opponent	Score	RPI	S	Opponent	Score	RPI	S	Opponent	Score	RPI	S	Opponent	Score
2	A	South Carolina	46 89	26	A	Virginia	63 66	55	A	Nebraska	79 83	105	H	Boston College	85 73				
3	A	Louisville	55 60	35	A	FGCU	56 78	58	H	Wake Forest	58 60	109	H	Penn	66 50				
15	H	Northwestern	42 63	37	H	Virginia Tech	72 67	70	H	Troy	99 85	204	A	UNLV	57 45				
19	A	Texas A&M	58 79					97	H	Davidson	82 52	272	H	High Point	93 57				
												291	H	Idaho St.	85 66				
LAST 10 Division I																			
				37	H	Virginia Tech	72 67	2	A	South Carolina	46 89								
				26	A	Virginia	63 66	105	H	Boston College	85 73								
				3	A	Louisville	55 60	55	A	Nebraska	79 83								
				58	H	Wake Forest	58 60	109	H	Penn	66 50								
				35	A	FGCU	56 78	97	H	Davidson	82 52								

Non-Div I Games:

Duke

■ Loss,
■ Non-Conf,
■ S Site,
■ H Home
■ A Away
N Neutral

RPI 1-25				RPI 26-50				RPI 51-100				RPI 101+				Team's RPI: 107	
RPI	S	Opponent	Score	RPI	S	Opponent	Score	RPI	S	Opponent	Score	RPI	S	Opponent	Score		
				45	A	Oklahoma St.	41 84	52	A	Temple	72 85	118	H	Massachusetts	77 81		
												122	H	Kent St.	75 77		
												136	A	George Washington	60 65		
												140	A	Cornell	72 62		
												158	A	Iona	76 74		
												166	A	Akron	88 63		
												178	H	Toledo	79 74		
												206	H	La Salle	82 56		
												221	H	Saint Francis (PA)	72 69		
												229	A	Manhattan	76 65		
												244	H	Kennesaw St.	75 72		
												250	A	Lafayette	73 65		
												288	A	Pittsburgh	81 62		
												340	H	Central Conn. St.	72 33		
LAST 10 Division I																	
				206	H	La Salle	82 56	221	H	Saint Francis (PA)	72 69						
				136	A	George Washington	60 65	140	A	Cornell	72 62						
				118	H	Massachusetts	77 81	178	H	Toledo	79 74						
				45	A	Oklahoma St.	41 84	166	A	Akron	88 63						
				244	H	Kennesaw St.	75 72	340	H	Central Conn. St.	72 33						

Duquesne

Page 74

Average RPI Win: 208	WON-LOST	WINNING	LAST 10	STRENGTH OF	OPP. STRENGTH	TEAM	ADJ.	CONF.	ADJ CONF.
Average RPI Loss: 137	RECORD	PCT. RANK	GAMES	SCHEDULE	OF SCHEDULE	RPI	RPI	RPI	RPI
DIV. I ONLY	5- 11	262	4-6	90	266	210	210	23	23
DIV. I NON-CONF.	4- 10	259	3-5	66	277	207	207	20	20
TOTALS	RPI 1-25	RPI 26-50	W-L RECORDS	RPI 51-100	RPI 101-150	RPI 150+			
5- 11	0- 0	0- 1	OVERALL	2- 5	0- 1	3- 4			
2- 5	0- 0	0- 0	HOME	1- 2	0- 0	1- 3			
3- 6	0- 0	0- 1	AWAY	1- 3	0- 1	2- 1			
0- 0	0- 0	0- 0	NEUTRAL	0- 0	0- 0	0- 0			
4- 10	0- 0	0- 1	NON-CONFERENCE	2- 4	0- 1	2- 4			
2- 5	0- 0	0- 0	HOME	1- 2	0- 0	1- 3			
2- 5	0- 0	0- 1	AWAY	1- 2	0- 1	1- 1			
0- 0	0- 0	0- 0	NEUTRAL	0- 0	0- 0	0- 0			
1- 1	0- 0	0- 0	CONFERENCE	0- 1	0- 0	1- 0			
0- 0	0- 0	0- 0	HOME	0- 0	0- 0	0- 0			
1- 1	0- 0	0- 0	AWAY	0- 1	0- 0	1- 0			
0- 0	0- 0	0- 0	NEUTRAL	0- 0	0- 0	0- 0			

RPI 1-25				RPI 26-50				RPI 51-100				RPI 101+ Team's RPI: 210			
RPI	S	Opponent	Score	RPI	S	Opponent	Score	RPI	S	Opponent	Score	RPI	S	Opponent	Score
				29	A	Georgia Tech	48 87	58	H	Wake Forest	67 60	140	A	Cornell	43 71
								70	A	Troy	61 79	156	H	Cleveland St.	54 62
								74	H	Tennessee	68 72	196	H	UNC Asheville	54 72
								85	A	N.C. A&T	69 80	271	A	Appalachian St.	67 61
								97	H	Davidson	60 75	272	A	High Point	62 80
								98	A	UNC Greensboro	47 63	275	H	South Alabama	65 60
								100	A	Liberty	63 62	290	H	Radford	43 67
												335	A	Western Caro.	62 57
LAST 10 Division I															
				335	A	Western Caro.	62 57	70	A	Troy	61 79				
				98	A	UNC Greensboro	47 63	156	H	Cleveland St.	54 62				
				140	A	Cornell	43 71	58	H	Wake Forest	67 60				
				275	H	South Alabama	65 60	97	H	Davidson	60 75				
				29	A	Georgia Tech	48 87	271	A	Appalachian St.	67 61				

Non-Div I Games: Converse 73 35

ETSU

■ Loss,
 ■ Non-Conf,
 ■ S Site,
 ■ H Home
 ■ A Away
 N Neutral

Early Season				Through Games of Jan. 15, 1910						
Average RPI Win:	290	WON-LOST	WINNING	LAST 10	STRENGTH OF	OPP. STRENGTH	TEAM	ADJ.	CONF.	ADJ CONF.
Average RPI Loss:	105	RECORD	PCT. RANK	GAMES	SCHEDULE	OF SCHEDULE	RPI	RPI	RPI	RPI
DIV. I ONLY	3- 13	315	1-9	85	116	253	253	8	8	
DIV. I NON-CONF.	3- 10	282	1-6	80	132	236	236	8	8	

TOTALS	RPI 1-25		RPI 26-50	W-L RECORDS	RPI 51-100	RPI 101-150	RPI 150+			
3- 13	0- 1		0- 2	OVERALL	0- 4	0- 4	3- 2			
2- 6	0- 0		0- 2	HOME	0- 0	0- 2	2- 2			
1- 5	0- 0		0- 0	AWAY	0- 4	0- 1	1- 0			
0- 2	0- 1		0- 0	NEUTRAL	0- 0	0- 1	0- 0			
3- 10	0- 1		0- 2	NON-CONFERENCE	0- 3	0- 3	3- 1			
2- 4	0- 0		0- 2	HOME	0- 0	0- 1	2- 1			
1- 4	0- 0		0- 0	AWAY	0- 3	0- 1	1- 0			
0- 2	0- 1		0- 0	NEUTRAL	0- 0	0- 1	0- 0			
0- 3	0- 0		0- 0	CONFERENCE	0- 1	0- 1	0- 1			
0- 2	0- 0		0- 0	HOME	0- 0	0- 1	0- 1			
0- 1	0- 0		0- 0	AWAY	0- 1	0- 0	0- 0			
0- 0	0- 0		0- 0	NEUTRAL	0- 0	0- 0	0- 0			

RPI 1-25			
RPI	S	Opponent	Score
15	N	Northwestern	45 64
RPI 26-50			
RPI	S	Opponent	Score
48	H	Charlotte	47 59
49	H	Middle Tenn.	66 68
RPI 51-100			
RPI	S	Opponent	Score
58	A	Wake Forest	53 76
64	A	UCF	55 91
72	A	Georgia	50 67
100	A	Liberty	66 81
RPI 101+			
RPI	S	Opponent	Score
116	N	Dayton	68 94
134	A	VCU	40 53
144	H	Wichita St.	53 61
150	H	William & Mary	68 78
195	H	SMU	47 55
220	H	Howard	51 67
234	A	Longwood	64 61
299	H	UMES	57 42
336	H	USC Upstate	69 48
Team's RPI: 253			
LAST 10 Division I			
144	H	Wichita St.	53 61
195	H	SMU	47 55
64	A	UCF	55 91
72	A	Georgia	50 67
116	N	Dayton	68 94
15	N	Northwestern	45 64
220	H	Howard	51 67
100	A	Liberty	66 81
58	A	Wake Forest	53 76
234	A	Longwood	64 61

Non-Div I Games:

East Carolina

Loss, Non-Conf, S Site, H Home A Away N Neutral

Average RPI Win:	285	WON-LOST	WINNING	LAST 10	STRENGTH OF	OPP. STRENGTH	TEAM	ADJ.	CONF.	ADJ CONF.
Average RPI Loss:	164	RECORD	PCT. RANK	GAMES	SCHEDULE	OF SCHEDULE	RPI	RPI	RPI	RPI
DIV. I ONLY	8- 6	134	6-4	350	165	243	243	21	21	
DIV. I NON-CONF.	5- 5	163	3-3	341	203	292	292	23	23	
TOTALS	RPI 1-25	RPI 26-50	W-L RECORDS	RPI 51-100	RPI 101-150	RPI 150+				
8- 6	0- 0	0- 0	OVERALL	0- 1	0- 2	8- 3				
1- 3	0- 0	0- 0	HOME	0- 0	0- 1	1- 2				
6- 3	0- 0	0- 0	AWAY	0- 1	0- 1	6- 1				
1- 0	0- 0	0- 0	NEUTRAL	0- 0	0- 0	1- 0				
5- 5	0- 0	0- 0	NON-CONFERENCE	0- 0	0- 2	5- 3				
1- 3	0- 0	0- 0	HOME	0- 0	0- 1	1- 2				
3- 2	0- 0	0- 0	AWAY	0- 0	0- 1	3- 1				
1- 0	0- 0	0- 0	NEUTRAL	0- 0	0- 0	1- 0				
3- 1	0- 0	0- 0	CONFERENCE	0- 1	0- 0	3- 0				
0- 0	0- 0	0- 0	HOME	0- 0	0- 0	0- 0				
3- 1	0- 0	0- 0	AWAY	0- 1	0- 0	3- 0				
0- 0	0- 0	0- 0	NEUTRAL	0- 0	0- 0	0- 0				

RPI 1-25				RPI 26-50				RPI 51-100				RPI 101+				Team's RPI: 243			
RPI	S	Opponent	Score	RPI	S	Opponent	Score	RPI	S	Opponent	Score	RPI	S	Opponent	Score				
								91	A	Belmont	45	69			115	H	Loyola Chicago	51	67
															117	A	Wisconsin	55	63
															174	H	Valparaiso	66	78
															212	A	Northern Ill.	48	61
															233	N	Western Ill.	60	52
															248	H	Omaha	65	52
															263	A	Eastern Ky.	83	63
															267	A	Lipscomb	66	56
															274	H	Indiana St.	57	59
															283	A	Morehead St.	57	51
															326	A	Evansville	90	44
															331	A	Tennessee St.	73	52
															332	A	UIC	80	45
LAST 10 Division I																			
				283	A	Morehead St.	57	51		233	N	Western Ill.	60	52					
				263	A	Eastern Ky.	83	63		212	A	Northern Ill.	48	61					
				91	A	Belmont	45	69		248	H	Omaha	65	52					
				331	A	Tennessee St.	73	52		267	A	Lipscomb	66	56					
				174	H	Valparaiso	66	78		117	A	Wisconsin	55	63					

Non-Div I Games: Lindenwood (MO) 88 66

Eastern Ill.

Average RPI Win:	247	WON-LOST	WINNING	LAST 10	STRENGTH OF	OPP. STRENGTH	TEAM	ADJ.	CONF.	ADJ CONF.
Average RPI Loss:	163	RECORD	PCT. RANK	GAMES	SCHEDULE	OF SCHEDULE	RPI	RPI	RPI	RPI
DIV. I ONLY	6- 8	212	4-6	270	264	263	263	21	21	
DIV. I NON-CONF.	5- 5	163	3-3	267	148	195	195	23	23	
TOTALS	RPI 1-25	RPI 26-50	W-L RECORDS	RPI 51-100	RPI 101-150	RPI 150+				
6- 8	0- 0	0- 0	OVERALL	0- 2	0- 1	6- 5				
3- 5	0- 0	0- 0	HOME	0- 0	0- 0	3- 5				
3- 3	0- 0	0- 0	AWAY	0- 2	0- 1	3- 0				
0- 0	0- 0	0- 0	NEUTRAL	0- 0	0- 0	0- 0				
5- 5	0- 0	0- 0	NON-CONFERENCE	0- 2	0- 1	5- 2				
2- 2	0- 0	0- 0	HOME	0- 0	0- 0	2- 2				
3- 3	0- 0	0- 0	AWAY	0- 2	0- 1	3- 0				
0- 0	0- 0	0- 0	NEUTRAL	0- 0	0- 0	0- 0				
1- 3	0- 0	0- 0	CONFERENCE	0- 0	0- 0	1- 3				
1- 3	0- 0	0- 0	HOME	0- 0	0- 0	1- 3				
0- 0	0- 0	0- 0	AWAY	0- 0	0- 0	0- 0				
0- 0	0- 0	0- 0	NEUTRAL	0- 0	0- 0	0- 0				

RPI 1-25				RPI 26-50				RPI 51-100				RPI 101+				Team's RPI: 263	
RPI	S	Opponent	Score	RPI	S	Opponent	Score	RPI	S	Opponent	Score	RPI	S	Opponent	Score		
								54	A	Vanderbilt	69	75	133	A	Butler	41	73
								61	A	IUPUI	42	72	160	H	Miami (OH)	57	75
													164	H	Tennessee Tech	42	60
													179	A	Memphis	63	60
													179	H	Youngstown St.	63	72
													217	H	Northern Ky.	69	62
													222	H	Chattanooga	71	65
													230	A	Xavier	56	55
													243	H	Eastern Ill.	63	83
													310	H	Jacksonville St.	33	43
													315	H	SIUE	49	46
													316	A	Mercer	61	60
LAST 10 Division I																	
				315	H	SIUE	49	46		54	A	Vanderbilt	69	75			
				243	H	Eastern Ill.	63	83		230	A	Xavier	56	55			
				310	H	Jacksonville St.	33	43		179	H	Youngstown St.	63	72			
				164	H	Tennessee Tech	42	60		222	H	Chattanooga	71	65			
				61	A	IUPUI	42	72		316	A	Mercer	61	60			

Non-Div I Games: Alice Lloyd 102 65

Eastern Ky.

■ Loss,
 ■ Non-Conf,
 ■ S Site,
 ■ H Home
 ■ A Away
 N Neutral

Average RPI Win:	249	WON-LOST	WINNING	LAST 10	STRENGTH OF	OPP. STRENGTH	TEAM	ADJ.	CONF.	ADJ CONF.
Average RPI Loss:	117	RECORD	PCT. RANK	GAMES	SCHEDULE	OF SCHEDULE	RPI	RPI	RPI	RPI
DIV. I ONLY	6- 7	201	5-5	208	203	187	187	10	10	
DIV. I NON-CONF.	4- 6	212	3-4	258	254	246	246	10	10	
TOTALS	RPI 1-25	RPI 26-50	W-L RECORDS	RPI 51-100	RPI 101-150	RPI 150+				
6- 7	0- 0	0- 0	OVERALL	0- 4	1- 1	5- 2				
3- 2	0- 0	0- 0	HOME	0- 2	0- 0	3- 0				
3- 5	0- 0	0- 0	AWAY	0- 2	1- 1	2- 2				
0- 0	0- 0	0- 0	NEUTRAL	0- 0	0- 0	0- 0				
4- 6	0- 0	0- 0	NON-CONFERENCE	0- 3	0- 1	4- 2				
2- 2	0- 0	0- 0	HOME	0- 2	0- 0	2- 0				
2- 4	0- 0	0- 0	AWAY	0- 1	0- 1	2- 2				
0- 0	0- 0	0- 0	NEUTRAL	0- 0	0- 0	0- 0				
2- 1	0- 0	0- 0	CONFERENCE	0- 1	1- 0	1- 0				
1- 0	0- 0	0- 0	HOME	0- 0	0- 0	1- 0				
1- 1	0- 0	0- 0	AWAY	0- 1	1- 0	0- 0				
0- 0	0- 0	0- 0	NEUTRAL	0- 0	0- 0	0- 0				

RPI 1-25			RPI 26-50			RPI 51-100			RPI 101+			Team's RPI: 187
RPI	S	Opponent	Score	RPI	S	Opponent	Score	RPI	S	Opponent	Score	
						60	H Michigan	38	57	122	A Kent St.	74 69
						66	A Ball St.	54	59	144	A Wichita St.	52 63
						93	H Southern Ill.	54	85	179	A Youngstown St.	77 79
						95	A Michigan St.	50	85	183	A Binghamton	67 78
										193	H Southeast Mo. St.	69 64
										202	H Bowling Green	78 61
										322	H Purdue Fort Wayne	64 40
										325	A Detroit Mercy	84 70
										332	A UIC	68 59
LAST 10 Division I												
						66	A Ball St.	54	59	322	H Purdue Fort Wayne	64 40
						122	A Kent St.	74	69	144	A Wichita St.	52 63
						202	H Bowling Green	78	61	183	A Binghamton	67 78
						325	A Detroit Mercy	84	70	60	H Michigan	38 57
						332	A UIC	68	59	93	H Southern Ill.	54 85

Non-Div I Games: Olivet 95 38

Eastern Mich.

Average RPI Win:	298	WON-LOST	WINNING	LAST 10	STRENGTH OF	OPP. STRENGTH	TEAM	ADJ.	CONF.	ADJ CONF.
Average RPI Loss:	150	RECORD	PCT. RANK	GAMES	SCHEDULE	OF SCHEDULE	RPI	RPI	RPI	RPI
DIV. I ONLY	1- 11	337	1-9	64	243	289	289	20	20	
DIV. I NON-CONF.	0- 8	338	0-6	7	205	239	239	17	17	
TOTALS	RPI 1-25	RPI 26-50	W-L RECORDS	RPI 51-100	RPI 101-150	RPI 150+				
1- 11	0- 2	0- 0	OVERALL	0- 1	0- 2	1- 6				
1- 3	0- 0	0- 0	HOME	0- 1	0- 0	1- 2				
0- 7	0- 2	0- 0	AWAY	0- 0	0- 1	0- 4				
0- 1	0- 0	0- 0	NEUTRAL	0- 0	0- 1	0- 0				
0- 8	0- 2	0- 0	NON-CONFERENCE	0- 1	0- 2	0- 3				
0- 2	0- 0	0- 0	HOME	0- 1	0- 0	0- 1				
0- 5	0- 2	0- 0	AWAY	0- 0	0- 1	0- 2				
0- 1	0- 0	0- 0	NEUTRAL	0- 0	0- 1	0- 0				
1- 3	0- 0	0- 0	CONFERENCE	0- 0	0- 0	1- 3				
1- 1	0- 0	0- 0	HOME	0- 0	0- 0	1- 1				
0- 2	0- 0	0- 0	AWAY	0- 0	0- 0	0- 2				
0- 0	0- 0	0- 0	NEUTRAL	0- 0	0- 0	0- 0				

RPI 1-25				RPI 26-50				RPI 51-100				RPI 101+ Team's RPI: 289			
RPI	S	Opponent	Score	RPI	S	Opponent	Score	RPI	S	Opponent	Score	RPI	S	Opponent	Score
7	A	Gonzaga	44 84					94	H	Boise St.	61 63	108	N	Bradley	46 66
8	A	Stanford	27 92									137	A	Utah	49 87
												173	A	Montana	54 92
												175	A	San Jose St.	66 84
												186	A	Portland St.	58 75
												231	H	Pepperdine	52 53
												236	A	UMKC	55 66
												291	H	Idaho St.	47 67
												298	H	Weber St.	63 53
LAST 10 Division I															
173	A	Montana	54 92	236	A	UMKC	55 66								
186	A	Portland St.	58 75	94	H	Boise St.	61 63								
291	H	Idaho St.	47 67	231	H	Pepperdine	52 53								
298	H	Weber St.	63 53	7	A	Gonzaga	44 84								
108	N	Bradley	46 66	137	A	Utah	49 87								

Non-Div I Games: Northwest Chrst. 81 62

Eastern Wash.

■ Loss,
 ■ Non-Conf, S Site,
 ■ Home
 ■ Away
 N Neutral

Average RPI Win:	228	WON-LOST	WINNING	LAST 10	STRENGTH OF	OPP. STRENGTH	TEAM	ADJ.	CONF.	ADJ CONF.
Average RPI Loss:	61	RECORD	PCT. RANK	GAMES	SCHEDULE	OF SCHEDULE	RPI	RPI	RPI	RPI
DIV. I ONLY	7- 7	169	5-5	42	189	87	87	14	14	
DIV. I NON-CONF.	4- 6	212	2-4	28	221	113	113	13	13	
TOTALS	RPI 1-25	RPI 26-50	W-L RECORDS	RPI 51-100	RPI 101-150	RPI 150+				
7- 7	0- 1	0- 1	OVERALL	0- 4	1- 1	6- 0				
4- 1	0- 0	0- 0	HOME	0- 1	0- 0	4- 0				
3- 4	0- 1	0- 1	AWAY	0- 2	1- 0	2- 0				
0- 2	0- 0	0- 0	NEUTRAL	0- 1	0- 1	0- 0				
4- 6	0- 1	0- 0	NON-CONFERENCE	0- 4	1- 1	3- 0				
2- 1	0- 0	0- 0	HOME	0- 1	0- 0	2- 0				
2- 3	0- 1	0- 0	AWAY	0- 2	1- 0	1- 0				
0- 2	0- 0	0- 0	NEUTRAL	0- 1	0- 1	0- 0				
3- 1	0- 0	0- 1	CONFERENCE	0- 0	0- 0	3- 0				
2- 0	0- 0	0- 0	HOME	0- 0	0- 0	2- 0				
1- 1	0- 0	0- 1	AWAY	0- 0	0- 0	1- 0				
0- 0	0- 0	0- 0	NEUTRAL	0- 0	0- 0	0- 0				

RPI 1-25				RPI 26-50				RPI 51-100				Team's RPI: 87	RPI 101+			
RPI	S	Opponent	Score	RPI	S	Opponent	Score	RPI	S	Opponent	Score		RPI	S	Opponent	Score
21	A	NC State	49 62	43	A	James Madison	48 61	58	H	Wake Forest	57 69		104	N	Coastal Caro.	65 76
								61	N	IUPUI	53 59		125	A	Furman	87 76
								69	A	North Carolina	46 76		204	A	UNLV	50 44
								71	A	Marist	55 63		208	A	Towson	74 61
													224	H	UNCW	77 53
													228	H	Col. of Charleston	90 48
													271	H	Appalachian St.	67 66
													335	H	Western Caro.	68 24
LAST 10 Division I																
				224	H	UNCW	77 53						104	N	Coastal Caro.	65 76
				228	H	Col. of Charleston	90 48						21	A	NC State	49 62
				43	A	James Madison	48 61						61	N	IUPUI	53 59
				208	A	Towson	74 61						204	A	UNLV	50 44
				125	A	Furman	87 76						58	H	Wake Forest	57 69

Non-Div I Games: Newberry 73 53

Elon

■ Loss,
 ■ Non-Conf,
 ■ S Site,
 ■ H Home
 ■ A Away
 N Neutral

Average RPI Win:	315	WON-LOST	WINNING	LAST 10	STRENGTH OF	OPP. STRENGTH	TEAM	ADJ.	CONF.	ADJ CONF.
Average RPI Loss:	183	RECORD	PCT. RANK	GAMES	SCHEDULE	OF SCHEDULE	RPI	RPI	RPI	RPI
DIV. I ONLY	2- 12	327	2-8	198	345	326	326	7	7	
DIV. I NON-CONF.	2- 8	295	2-4	325	343	343	343	7	7	
TOTALS	RPI 1-25	RPI 26-50	W-L RECORDS	RPI 51-100	RPI 101-150	RPI 150+				
2- 12	0- 0	0- 0	OVERALL	0- 1	0- 4	2- 7				
2- 4	0- 0	0- 0	HOME	0- 0	0- 1	2- 3				
0- 8	0- 0	0- 0	AWAY	0- 1	0- 3	0- 4				
0- 0	0- 0	0- 0	NEUTRAL	0- 0	0- 0	0- 0				
2- 8	0- 0	0- 0	NON-CONFERENCE	0- 0	0- 2	2- 6				
2- 2	0- 0	0- 0	HOME	0- 0	0- 0	2- 2				
0- 6	0- 0	0- 0	AWAY	0- 0	0- 2	0- 4				
0- 0	0- 0	0- 0	NEUTRAL	0- 0	0- 0	0- 0				
0- 4	0- 0	0- 0	CONFERENCE	0- 1	0- 2	0- 1				
0- 2	0- 0	0- 0	HOME	0- 0	0- 1	0- 1				
0- 2	0- 0	0- 0	AWAY	0- 1	0- 1	0- 0				
0- 0	0- 0	0- 0	NEUTRAL	0- 0	0- 0	0- 0				

RPI S	Opponent	Score	RPI S	Opponent	Score	RPI S	Opponent	Score	RPI S	Opponent	Score	Team's RPI: 326
						84	A Illinois St.	58 81	108	A Bradley	51 82	
									115	H Loyola Chicago	61 71	
									126	A Illinois	44 59	
									139	A Austin Peay	64 80	
									160	A Miami (OH)	64 72	
									174	H Valparaiso	66 88	
									193	A Southeast Mo. St.	60 83	
									216	H Murray St.	59 61	
									243	H Eastern Ill.	44 90	
									281	H Marshall	66 62	
									315	A SIUE	74 85	
									322	A Purdue Fort Wayne	64 67	
									348	H Chicago St.	76 42	
LAST 10 Division I												
174	H Valparaiso	66 88	348	H Chicago St.	76 42							
115	H Loyola Chicago	61 71	126	A Illinois	44 59							
84	A Illinois St.	58 81	322	A Purdue Fort Wayne	64 67							
108	A Bradley	51 82	216	H Murray St.	59 61							
160	A Miami (OH)	64 72	281	H Marshall	66 62							

Non-Div I Games: Brescia 77 61

Evansville

Average RPI Win:	152	WON-LOST	WINNING	LAST 10	STRENGTH OF	OPP. STRENGTH	TEAM	ADJ.	CONF.	ADJ CONF.
Average RPI Loss:	27	RECORD	PCT. RANK	GAMES	SCHEDULE	OF SCHEDULE	RPI	RPI	RPI	RPI
DIV. I ONLY	14- 2	16	9-1	145	23	35	35	15	15	
DIV. I NON-CONF.	10- 2	31	5-1	89	26	27	27	14	14	
TOTALS	RPI 1-25	RPI 26-50	W-L RECORDS	RPI 51-100	RPI 101-150	RPI 150+				
14- 2	0- 1	1- 1	OVERALL	6- 0	2- 0	5- 0				
5- 1	0- 0	1- 1	HOME	2- 0	0- 0	2- 0				
5- 1	0- 1	0- 0	AWAY	2- 0	1- 0	2- 0				
4- 0	0- 0	0- 0	NEUTRAL	2- 0	1- 0	1- 0				
10- 2	0- 1	1- 1	NON-CONFERENCE	4- 0	2- 0	3- 0				
3- 1	0- 0	1- 1	HOME	1- 0	0- 0	1- 0				
3- 1	0- 1	0- 0	AWAY	1- 0	1- 0	1- 0				
4- 0	0- 0	0- 0	NEUTRAL	2- 0	1- 0	1- 0				
4- 0	0- 0	0- 0	CONFERENCE	2- 0	0- 0	2- 0				
2- 0	0- 0	0- 0	HOME	1- 0	0- 0	1- 0				
2- 0	0- 0	0- 0	AWAY	1- 0	0- 0	1- 0				
0- 0	0- 0	0- 0	NEUTRAL	0- 0	0- 0	0- 0				

RPI 1-25				RPI 26-50				Team's RPI: 35				RPI 51-100				RPI 101+			
RPI	S	Opponent	Score	RPI	S	Opponent	Score	RPI	S	Opponent	Score	RPI	S	Opponent	Score	RPI	S	Opponent	Score
20	A	Princeton	53 67	34	H	LSU	63 74	52	A	Temple	93 67	124	N	Notre Dame	69 60				
				40	H	Duke	78 56	64	H	UCF	72 50	135	A	Houston	57 45				
								73	N	South Fla.	81 77	221	N	Saint Francis (PA)	97 64				
								79	A	North Florida	72 50	223	A	Stetson	89 47				
								92	N	South Dakota St.	71 70	267	H	Lipscomb	82 56				
								100	H	Liberty	64 57	311	A	FIU	100 54				
												340	H	Central Conn. St.	94 60				
LAST 10 Division I																			
79	A	North Florida	72 50	52	A	Temple	93 67												
223	A	Stetson	89 47	34	H	LSU	63 74												
100	H	Liberty	64 57	340	H	Central Conn. St.	94 60												
267	H	Lipscomb	82 56	135	A	Houston	57 45												
40	H	Duke	78 56	92	N	South Dakota St.	71 70												

Non-Div I Games: Webber Int'l 99 48 Fla. Memorial 91 47 Johnson & Wales (FL89 56

FGCU

Loss, Non-Conf, S Site, H Home A Away N Neutral

Average RPI Win:	309	WON-LOST	WINNING	LAST 10	STRENGTH OF	OPP. STRENGTH	TEAM	ADJ.	CONF.	ADJ CONF.
Average RPI Loss:	183	RECORD	PCT. RANK	GAMES	SCHEDULE	OF SCHEDULE	RPI	RPI	RPI	RPI
DIV. I ONLY	4- 11	283	3-7	261	321	311	311	13	13	
DIV. I NON-CONF.	3- 8	268	2-4	270	331	314	314	15	15	
TOTALS	RPI 1-25	RPI 26-50	W-L RECORDS	RPI 51-100	RPI 101-150	RPI 150+				
4- 11	0- 0	0- 1	OVERALL	0- 1	0- 2	4- 7				
2- 8	0- 0	0- 1	HOME	0- 1	0- 2	2- 4				
2- 3	0- 0	0- 0	AWAY	0- 0	0- 0	2- 3				
0- 0	0- 0	0- 0	NEUTRAL	0- 0	0- 0	0- 0				
3- 8	0- 0	0- 1	NON-CONFERENCE	0- 1	0- 1	3- 5				
1- 7	0- 0	0- 1	HOME	0- 1	0- 1	1- 4				
2- 1	0- 0	0- 0	AWAY	0- 0	0- 0	2- 1				
0- 0	0- 0	0- 0	NEUTRAL	0- 0	0- 0	0- 0				
1- 3	0- 0	0- 0	CONFERENCE	0- 0	0- 1	1- 2				
1- 1	0- 0	0- 0	HOME	0- 0	0- 1	1- 0				
0- 2	0- 0	0- 0	AWAY	0- 0	0- 0	0- 2				
0- 0	0- 0	0- 0	NEUTRAL	0- 0	0- 0	0- 0				

RPI 1-25				RPI 26-50				RPI 51-100				RPI 101+				Team's RPI: 311	
RPI	S	Opponent	Score	RPI	S	Opponent	Score	RPI	S	Opponent	Score	RPI	S	Opponent	Score		
				35	H	FGCU	54 100					138	H	Rice	47 68		
												139	H	Austin Peay	56 58		
												181	H	Bethune-Cookman	60 65		
												203	A	UTEP	34 64		
												215	A	Jacksonville	52 77		
												217	H	Northern Ky.	45 67		
												241	H	Brown	57 72		
												262	H	North Texas	58 56		
												270	H	Oakland	49 58		
												297	A	UTSA	45 60		
												320	A	Georgia St.	70 63		
												324	A	N.C. Central	59 58		
												328	H	Grambling	56 55		
LAST 10 Division I																	
				138	H	Rice	47 68					139	H	Austin Peay	56 58		
				262	H	North Texas	58 56					328	H	Grambling	56 55		
				297	A	UTSA	45 60					215	A	Jacksonville	52 77		
				203	A	UTEP	34 64					324	A	N.C. Central	59 58		
				241	H	Brown	57 72					217	H	Northern Ky.	45 67		

Non-Div I Games:

FIU

Fairfield

Through Games Of Jan. 13, 2020

Average RPI Win:	309	WON-LOST	WINNING	LAST 10	STRENGTH OF	OPP. STRENGTH	TEAM	ADJ.	CONF.	ADJ CONF.
Average RPI Loss:	128	RECORD	PCT. RANK	GAMES	SCHEDULE	OF SCHEDULE	RPI	RPI	RPI	RPI
DIV. I ONLY	6- 6	169	6-4	318	241	257	257	24	24	
DIV. I NON-CONF.	3- 6	235	3-4	285	193	295	295	24	24	
TOTALS	RPI 1-25	RPI 26-50	W-L RECORDS	RPI 51-100	RPI 101-150	RPI 150+				
6- 6	0- 0	0- 0	OVERALL	0- 3	0- 0	6- 3				
4- 2	0- 0	0- 0	HOME	0- 0	0- 0	4- 2				
2- 4	0- 0	0- 0	AWAY	0- 3	0- 0	2- 1				
0- 0	0- 0	0- 0	NEUTRAL	0- 0	0- 0	0- 0				
3- 6	0- 0	0- 0	NON-CONFERENCE	0- 3	0- 0	3- 3				
2- 2	0- 0	0- 0	HOME	0- 0	0- 0	2- 2				
1- 4	0- 0	0- 0	AWAY	0- 3	0- 0	1- 1				
0- 0	0- 0	0- 0	NEUTRAL	0- 0	0- 0	0- 0				
3- 0	0- 0	0- 0	CONFERENCE	0- 0	0- 0	3- 0				
2- 0	0- 0	0- 0	HOME	0- 0	0- 0	2- 0				
1- 0	0- 0	0- 0	AWAY	0- 0	0- 0	1- 0				
0- 0	0- 0	0- 0	NEUTRAL	0- 0	0- 0	0- 0				

RPI 1-25				RPI 26-50				RPI 51-100				RPI 101+				Team's RPI: 257	
RPI	S	Opponent	Score	RPI	S	Opponent	Score	RPI	S	Opponent	Score	RPI	S	Opponent	Score		
								52	A	Temple	59	77	165	H	Dartmouth	51	52
								56	A	St. John's (NY)	69	71	191	A	Rhode Island	41	74
								62	A	Seton Hall	44	74	241	H	Brown	44	58
													269	H	Navy	66	52
													280	H	Monmouth	49	38
													309	A	Siena	65	35
													321	H	Hofstra	73	64
													327	H	Saint Peter's	67	48
													346	A	LIU Brooklyn	53	51
LAST 10 Division I																	
				327	H	Saint Peter's	67	48	321	H	Hofstra	73	64				
				280	H	Monmouth	49	38	269	H	Navy	66	52				
				309	A	Siena	65	35	191	A	Rhode Island	41	74				
				241	H	Brown	44	58	165	H	Dartmouth	51	52				
				56	A	St. John's (NY)	69	71	346	A	LIU Brooklyn	53	51				

Non-Div I Games:

Fairfield

■ Loss,
 ■ Non-Conf,
 ■ S Site,
 ■ H Home
 ■ A Away
 N Neutral

Fla. Atlantic

Through Games Of Jan. 13, 2020

Average RPI Win:	250	WON-LOST	WINNING	LAST 10	STRENGTH OF	OPP. STRENGTH	TEAM	ADJ.	CONF.	ADJ CONF.
Average RPI Loss:	115	RECORD	PCT. RANK	GAMES	SCHEDULE	OF SCHEDULE	RPI	RPI	RPI	RPI
DIV. I ONLY	8- 7	155	5-5	202	176	188	188	13	13	
DIV. I NON-CONF.	6- 5	151	3-3	215	140	179	179	15	15	
TOTALS	RPI 1-25	RPI 26-50	W-L RECORDS	RPI 51-100	RPI 101-150	RPI 150+				
8- 7	0- 1	0- 0	OVERALL	0- 1	1- 4	7- 1				
5- 4	0- 0	0- 0	HOME	0- 1	0- 3	5- 0				
3- 3	0- 1	0- 0	AWAY	0- 0	1- 1	2- 1				
0- 0	0- 0	0- 0	NEUTRAL	0- 0	0- 0	0- 0				
6- 5	0- 1	0- 0	NON-CONFERENCE	0- 1	1- 3	5- 0				
4- 3	0- 0	0- 0	HOME	0- 1	0- 2	4- 0				
2- 2	0- 1	0- 0	AWAY	0- 0	1- 1	1- 0				
0- 0	0- 0	0- 0	NEUTRAL	0- 0	0- 0	0- 0				
2- 2	0- 0	0- 0	CONFERENCE	0- 0	0- 1	2- 1				
1- 1	0- 0	0- 0	HOME	0- 0	0- 1	1- 0				
1- 1	0- 0	0- 0	AWAY	0- 0	0- 0	1- 1				
0- 0	0- 0	0- 0	NEUTRAL	0- 0	0- 0	0- 0				

RPI 1-25				RPI 26-50				RPI 51-100				RPI 101+ Team's RPI: 188			
RPI	S	Opponent	Score	RPI	S	Opponent	Score	RPI	S	Opponent	Score	RPI	S	Opponent	Score
10	A	Iowa	53 85					59	H	Kansas	60 90	125	H	Furman	63 69
												127	A	Richmond	55 57
												138	H	Rice	69 78
												142	H	Harvard	51 65
												143	A	Western Mich.	80 79
												170	A	Hampton	64 63
												197	H	Little Rock	79 72
												203	A	UTEP	65 96
												262	H	North Texas	84 78
												279	H	Loyola Maryland	72 61
												297	A	UTSA	80 53
												309	H	Siena	83 39
												340	H	Central Conn. St.	72 54
LAST 10 Division I															
262	H	North Texas	84 78	125	H	Furman	63 69								
138	H	Rice	69 78	340	H	Central Conn. St.	72 54								
203	A	UTEP	65 96	59	H	Kansas	60 90								
297	A	UTSA	80 53	279	H	Loyola Maryland	72 61								
142	H	Harvard	51 65	143	A	Western Mich.	80 79								

Non-Div I Games:

Fla. Atlantic

Loss, Non-Conf, S Site, H Home A Away N Neutral

Average RPI Win: 229	WON-LOST	WINNING	LAST 10	STRENGTH OF	OPP. STRENGTH	TEAM	ADJ.	CONF.	ADJ CONF.
Average RPI Loss: 29	RECORD	PCT. RANK	GAMES	SCHEDULE	OF SCHEDULE	RPI	RPI	RPI	RPI
DIV. I ONLY	11- 6	90	6-4	199	62	130	130	5	5
DIV. I NON-CONF.	9- 4	84	4-2	308	100	185	185	5	5
TOTALS	RPI 1-25	RPI 26-50	W-L RECORDS	RPI 51-100	RPI 101-150	RPI 150+			
11- 6	0- 4	0- 0	OVERALL	2- 2	0- 0	9- 0			
7- 3	0- 3	0- 0	HOME	2- 0	0- 0	5- 0			
3- 2	0- 1	0- 0	AWAY	0- 1	0- 0	3- 0			
1- 1	0- 0	0- 0	NEUTRAL	0- 1	0- 0	1- 0			
9- 4	0- 2	0- 0	NON-CONFERENCE	1- 2	0- 0	8- 0			
6- 2	0- 2	0- 0	HOME	1- 0	0- 0	5- 0			
2- 1	0- 0	0- 0	AWAY	0- 1	0- 0	2- 0			
1- 1	0- 0	0- 0	NEUTRAL	0- 1	0- 0	1- 0			
2- 2	0- 2	0- 0	CONFERENCE	1- 0	0- 0	1- 0			
1- 1	0- 1	0- 0	HOME	1- 0	0- 0	0- 0			
1- 1	0- 1	0- 0	AWAY	0- 0	0- 0	1- 0			
0- 0	0- 0	0- 0	NEUTRAL	0- 0	0- 0	0- 0			

RPI 1-25				RPI 26-50				RPI 51-100				RPI 101+ Team's RPI: 130			
RPI	S	Opponent	Score	RPI	S	Opponent	Score	RPI	S	Opponent	Score	RPI	S	Opponent	Score
9	H	Indiana	49 73					54	H	Vanderbilt	68 60	151	H	Samford	84 48
13	A	Mississippi St.	47 93					58	N	Wake Forest	68 73	153	A	Auburn	83 63
17	H	Florida St.	55 66					59	A	Kansas	66 76	230	N	Xavier	67 64
18	H	Kentucky	45 65					97	H	Davidson	55 50	234	H	Longwood	71 54
												302	H	Presbyterian	60 46
												306	A	Prairie View	51 44
												316	H	Mercer	71 50
												328	A	Grambling	72 65
												350	H	Florida A&M	84 40
LAST 10 Division I															
18	H	Kentucky	45 65	58	N	Wake Forest	68 73								
153	A	Auburn	83 63	230	N	Xavier	67 64								
54	H	Vanderbilt	68 60	316	H	Mercer	71 50								
13	A	Mississippi St.	47 93	59	A	Kansas	66 76								
97	H	Davidson	55 50	306	A	Prairie View	51 44								

Non-Div I Games:

Florida

Florida A&M

Through Games Of Jan. 13, 2020

Average RPI Win:	341	WON-LOST	WINNING	LAST 10	STRENGTH OF	OPP. STRENGTH	TEAM	ADJ.	CONF.	ADJ CONF.
Average RPI Loss:	240	RECORD	PCT. RANK	GAMES	SCHEDULE	OF SCHEDULE	RPI	RPI	RPI	RPI
DIV. I ONLY	1- 12	339	1-9	331	351	350	350	29	29	
DIV. I NON-CONF.	0- 9	338	0-6	290	350	349	349	31	31	
TOTALS	RPI 1-25	RPI 26-50	W-L RECORDS	RPI 51-100	RPI 101-150	RPI 150+				
1- 12	0- 0	0- 1	OVERALL	0- 1	0- 1	1- 9				
1- 3	0- 0	0- 0	HOME	0- 0	0- 0	1- 3				
0- 9	0- 0	0- 1	AWAY	0- 1	0- 1	0- 6				
0- 0	0- 0	0- 0	NEUTRAL	0- 0	0- 0	0- 0				
0- 9	0- 0	0- 1	NON-CONFERENCE	0- 0	0- 1	0- 7				
0- 2	0- 0	0- 0	HOME	0- 0	0- 0	0- 2				
0- 7	0- 0	0- 1	AWAY	0- 0	0- 1	0- 5				
0- 0	0- 0	0- 0	NEUTRAL	0- 0	0- 0	0- 0				
1- 3	0- 0	0- 0	CONFERENCE	0- 1	0- 0	1- 2				
1- 1	0- 0	0- 0	HOME	0- 0	0- 0	1- 1				
0- 2	0- 0	0- 0	AWAY	0- 1	0- 0	0- 1				
0- 0	0- 0	0- 0	NEUTRAL	0- 0	0- 0	0- 0				

RPI S	Opponent	Score	RPI S	Opponent	Score	RPI S	Opponent	Score	RPI S	Opponent	Score
34	A LSU	45 73	85	A N.C. A&T	44 71	130	A Florida	40 84			
						199	A Texas Tech	60 98			
						215	H Jacksonville	54 88			
						276	H Alabama A&M	53 77			
						296	H Morgan St.	47 59			
						310	A Jacksonville St.	67 72			
						324	A N.C. Central	57 66			
						329	A Alcorn	42 58			
						336	A USC Upstate	61 74			
						341	H Coppin St.	58 48			
						351	A Mississippi Val.	70 71			
LAST 10 Division I											
341	H Coppin St.	58 48	276	H Alabama A&M	53 77						
296	H Morgan St.	47 59	215	H Jacksonville	54 88						
85	A N.C. A&T	44 71	329	A Alcorn	42 58						
324	A N.C. Central	57 66	351	A Mississippi Val.	70 71						
34	A LSU	45 73	130	A Florida	40 84						

Non-Div I Games: Johnson (FL) 102 40 Trinity Baptist 103 54

Florida A&M

Loss, Non-Conf, S Site, H Home A Away N Neutral

Average RPI Win:	122	WON-LOST	WINNING	LAST 10	STRENGTH OF	OPP. STRENGTH	TEAM	ADJ.	CONF.	ADJ CONF.
Average RPI Loss:	49	RECORD	PCT. RANK	GAMES	SCHEDULE	OF SCHEDULE	RPI	RPI	RPI	RPI
DIV. I ONLY	15- 2	13	8-2	52	28	17	17	3	3	
DIV. I NON-CONF.	11- 0	1	4-0	107	66	12	12	3	3	
TOTALS	RPI 1-25	RPI 26-50	W-L RECORDS	RPI 51-100	RPI 101-150	RPI 150+				
15- 2	1- 0	3- 1	OVERALL	5- 1	1- 0	5- 0				
8- 1	0- 0	1- 1	HOME	4- 0	0- 0	3- 0				
5- 1	0- 0	2- 0	AWAY	0- 1	1- 0	2- 0				
2- 0	1- 0	0- 0	NEUTRAL	1- 0	0- 0	0- 0				
11- 0	1- 0	1- 0	NON-CONFERENCE	4- 0	1- 0	4- 0				
6- 0	0- 0	0- 0	HOME	3- 0	0- 0	3- 0				
3- 0	0- 0	1- 0	AWAY	0- 0	1- 0	1- 0				
2- 0	1- 0	0- 0	NEUTRAL	1- 0	0- 0	0- 0				
4- 2	0- 0	2- 1	CONFERENCE	1- 1	0- 0	1- 0				
2- 1	0- 0	1- 1	HOME	1- 0	0- 0	0- 0				
2- 1	0- 0	1- 0	AWAY	0- 1	0- 0	1- 0				
0- 0	0- 0	0- 0	NEUTRAL	0- 0	0- 0	0- 0				

RPI 1-25				RPI 26-50				RPI 51-100				RPI 101+			
RPI	S	Opponent	Score	RPI	S	Opponent	Score	RPI	S	Opponent	Score	RPI	S	Opponent	Score
19	N	Texas A&M	80 58	29	H	Georgia Tech	52 67	56	H	St. John's (NY)	74 70	130	A	Florida	66 55
				31	A	Miami (FL)	73 62	60	N	Michigan	79 69	151	H	Samford	88 59
				34	A	LSU	70 62	68	A	Syracuse	89 90	168	A	Clemson	81 64
				37	H	Virginia Tech	86 62	69	H	North Carolina	78 64	215	H	Jacksonville	75 41
								79	H	North Florida	70 41	332	A	UIC	86 42
								95	H	Michigan St.	78 68	347	H	Charleston So.	88 36
LAST 10 Division I															
69	H	North Carolina	78 64	60	N	Michigan	79 69								
29	H	Georgia Tech	52 67	79	H	North Florida	70 41								
31	A	Miami (FL)	73 62	56	H	St. John's (NY)	74 70								
68	A	Syracuse	89 90	168	A	Clemson	81 64								
37	H	Virginia Tech	86 62	95	H	Michigan St.	78 68								

Non-Div I Games:

Florida St.

Fordham

Through Games Of Jan. 13, 2020

Average RPI Win:	173	WON-LOST	WINNING	LAST 10	STRENGTH OF	OPP. STRENGTH	TEAM	ADJ.	CONF.	ADJ CONF.
Average RPI Loss:	123	RECORD	PCT. RANK	GAMES	SCHEDULE	OF SCHEDULE	RPI	RPI	RPI	RPI
DIV. I ONLY	10- 6	101	8-2	187	89	132	132	12	12	
DIV. I NON-CONF.	8- 5	117	6-1	176	99	129	129	12	12	
TOTALS	RPI 1-25	RPI 26-50	W-L RECORDS	RPI 51-100	RPI 101-150	RPI 150+				
10- 6	0- 0	1- 1	OVERALL	1- 2	2- 1	6- 2				
7- 2	0- 0	0- 0	HOME	0- 1	2- 1	5- 0				
2- 3	0- 0	1- 0	AWAY	0- 1	0- 0	1- 2				
1- 1	0- 0	0- 1	NEUTRAL	1- 0	0- 0	0- 0				
8- 5	0- 0	1- 1	NON-CONFERENCE	1- 1	1- 1	5- 2				
5- 2	0- 0	0- 0	HOME	0- 1	1- 1	4- 0				
2- 2	0- 0	1- 0	AWAY	0- 0	0- 0	1- 2				
1- 1	0- 0	0- 1	NEUTRAL	1- 0	0- 0	0- 0				
2- 1	0- 0	0- 0	CONFERENCE	0- 1	1- 0	1- 0				
2- 0	0- 0	0- 0	HOME	0- 0	1- 0	1- 0				
0- 1	0- 0	0- 0	AWAY	0- 1	0- 0	0- 0				
0- 0	0- 0	0- 0	NEUTRAL	0- 0	0- 0	0- 0				

RPI 1-25				RPI 26-50				RPI 51-100				RPI 101+				Team's RPI: 132	
RPI	S	Opponent	Score	RPI	S	Opponent	Score	RPI	S	Opponent	Score	RPI	S	Opponent	Score		
				46	N	Arkansas	59 71	81	N	Lehigh	59 57	124	H	Notre Dame	55 60		
				48	A	Charlotte	76 51	88	H	Villanova	66 73	135	H	Houston	63 54		
								97	A	Davidson	62 74	136	H	George Washington	53 47		
												151	H	Samford	68 37		
												172	A	Columbia	51 70		
												182	H	Northeastern	74 58		
												211	A	Penn St.	59 72		
												229	A	Manhattan	51 45		
												238	H	Georgetown	67 54		
												258	H	Southern U.	65 52		
												268	H	St. Bonaventure	79 53		
LAST 10 Division I																	
				136	H	George Washington	53 47	258	H	Southern U.	65 52						
				97	A	Davidson	62 74	238	H	Georgetown	67 54						
				268	H	St. Bonaventure	79 53	229	A	Manhattan	51 45						
				135	H	Houston	63 54	81	N	Lehigh	59 57						
				151	H	Samford	68 37	46	N	Arkansas	59 71						

Non-Div I Games:

Fordham

Loss, Non-Conf, S Site, H Home A Away N Neutral

Average RPI Win:	234	WON-LOST	WINNING	LAST 10	STRENGTH OF	OPP. STRENGTH	TEAM	ADJ.	CONF.	ADJ CONF.
Average RPI Loss:	114	RECORD	PCT. RANK	GAMES	SCHEDULE	OF SCHEDULE	RPI	RPI	RPI	RPI
DIV. I ONLY	10- 4	62	7-3	239	198	119	119	19	19	
DIV. I NON-CONF.	5- 4	140	2-3	271	161	177	177	25	25	
TOTALS	RPI 1-25	RPI 26-50	W-L RECORDS	RPI 51-100	RPI 101-150	RPI 150+				
10- 4	0- 0	0- 0	OVERALL	0- 1	0- 2	10- 1				
5- 1	0- 0	0- 0	HOME	0- 0	0- 1	5- 0				
4- 2	0- 0	0- 0	AWAY	0- 0	0- 1	4- 1				
1- 1	0- 0	0- 0	NEUTRAL	0- 1	0- 0	1- 0				
5- 4	0- 0	0- 0	NON-CONFERENCE	0- 1	0- 2	5- 1				
2- 1	0- 0	0- 0	HOME	0- 0	0- 1	2- 0				
2- 2	0- 0	0- 0	AWAY	0- 0	0- 1	2- 1				
1- 1	0- 0	0- 0	NEUTRAL	0- 1	0- 0	1- 0				
5- 0	0- 0	0- 0	CONFERENCE	0- 0	0- 0	5- 0				
3- 0	0- 0	0- 0	HOME	0- 0	0- 0	3- 0				
2- 0	0- 0	0- 0	AWAY	0- 0	0- 0	2- 0				
0- 0	0- 0	0- 0	NEUTRAL	0- 0	0- 0	0- 0				

RPI 1-25				RPI 26-50				RPI 51-100				RPI 101+				Team's RPI: 119	
RPI	S	Opponent	Score	RPI	S	Opponent	Score	RPI	S	Opponent	Score	RPI	S	Opponent	Score		
								51	N	Yale	67	87	103	H	BYU	65	71
												146	A	Santa Clara	66	90	
												154	A	Portland	64	75	
												171	H	New Mexico	84	81	
												173	A	Montana	76	63	
												175	A	San Jose St.	85	76	
												204	A	UNLV	72	66	
												232	H	UC Davis	73	65	
												238	N	Georgetown	82	69	
												240	H	Northern Ariz.	83	66	
												282	H	San Diego St.	79	54	
												292	H	Utah St.	76	64	
												330	A	Cal Poly	79	52	
LAST 10 Division I																	
				171	H	New Mexico	84	81	204	A	UNLV	72	66				
				175	A	San Jose St.	85	76	238	N	Georgetown	82	69				
				282	H	San Diego St.	79	54	51	N	Yale	67	87				
				146	A	Santa Clara	66	90	240	H	Northern Ariz.	83	66				
				292	H	Utah St.	76	64	103	H	BYU	65	71				

Non-Div I Games: La Verne 111 56 UC Merced 92 26

Fresno St.

Furman

Through Games Of Jan. 13, 2020

Average RPI Win:	213	WON-LOST	WINNING	LAST 10	STRENGTH OF	OPP. STRENGTH	TEAM	ADJ.	CONF.	ADJ CONF.
Average RPI Loss:	86	RECORD	PCT. RANK	GAMES	SCHEDULE	OF SCHEDULE	RPI	RPI	RPI	RPI
DIV. I ONLY	9- 5	94	7-3	252	71	125	125	23	23	
DIV. I NON-CONF.	7- 5	130	5-3	199	53	110	110	20	20	
TOTALS	RPI 1-25	RPI 26-50	W-L RECORDS	RPI 51-100	RPI 101-150	RPI 150+				
9- 5	0- 0	0- 1	OVERALL	0- 3	2- 0	7- 1				
5- 1	0- 0	0- 0	HOME	0- 1	0- 0	5- 0				
3- 4	0- 0	0- 1	AWAY	0- 2	1- 0	2- 1				
1- 0	0- 0	0- 0	NEUTRAL	0- 0	1- 0	0- 0				
7- 5	0- 0	0- 1	NON-CONFERENCE	0- 3	2- 0	5- 1				
3- 1	0- 0	0- 0	HOME	0- 1	0- 0	3- 0				
3- 4	0- 0	0- 1	AWAY	0- 2	1- 0	2- 1				
1- 0	0- 0	0- 0	NEUTRAL	0- 0	1- 0	0- 0				
2- 0	0- 0	0- 0	CONFERENCE	0- 0	0- 0	2- 0				
2- 0	0- 0	0- 0	HOME	0- 0	0- 0	2- 0				
0- 0	0- 0	0- 0	AWAY	0- 0	0- 0	0- 0				
0- 0	0- 0	0- 0	NEUTRAL	0- 0	0- 0	0- 0				

RPI S	Opponent	Score	RPI S	Opponent	Score	RPI S	Opponent	Score	RPI S	Opponent	Score	Team's RPI: 125
49	A Middle Tenn.	62 78	54	A Vanderbilt	46 74	127	A Richmond	70 69				
			72	A Georgia	48 77	148	N Saint Joseph's	63 48				
			87	H Elon	76 87	151	H Samford	77 69				
						168	A Clemson	71 77				
						170	H Hampton	70 65				
						188	A Fla. Atlantic	69 63				
						209	A Gardner-Webb	72 67				
						287	H Ga. Southern	78 63				
						316	H Mercer	62 49				
						320	H Georgia St.	62 55				
LAST 10 Division I												
151	H Samford	77 69	72	A Georgia	48 77							
316	H Mercer	62 49	127	A Richmond	70 69							
87	H Elon	76 87	320	H Georgia St.	62 55							
148	N Saint Joseph's	63 48	209	A Gardner-Webb	72 67							
188	A Fla. Atlantic	69 63	49	A Middle Tenn.	62 78							

Non-Div I Games: North Greenville 88 51 Newberry 62 43

Furman

Loss, Non-Conf, S Site, H Home A Away N Neutral

Ga. Southern

Through Games Of Jan. 13, 2020

Average RPI Win:	264	WON-LOST	WINNING	LAST 10	STRENGTH OF	OPP. STRENGTH	TEAM	ADJ.	CONF.	ADJ CONF.
Average RPI Loss:	197	RECORD	PCT. RANK	GAMES	SCHEDULE	OF SCHEDULE	RPI	RPI	RPI	RPI
DIV. I ONLY	5- 10	253	4-6	291	300	287	287	22	22	
DIV. I NON-CONF.	3- 8	268	2-4	259	315	288	288	21	21	
TOTALS	RPI 1-25	RPI 26-50	W-L RECORDS	RPI 51-100	RPI 101-150	RPI 150+				
5- 10	0- 0	0- 0	OVERALL	0- 0	1- 2	4- 8				
2- 2	0- 0	0- 0	HOME	0- 0	1- 0	1- 2				
2- 7	0- 0	0- 0	AWAY	0- 0	0- 1	2- 6				
1- 1	0- 0	0- 0	NEUTRAL	0- 0	0- 1	1- 0				
3- 8	0- 0	0- 0	NON-CONFERENCE	0- 0	0- 2	3- 6				
0- 2	0- 0	0- 0	HOME	0- 0	0- 0	0- 2				
2- 5	0- 0	0- 0	AWAY	0- 0	0- 1	2- 4				
1- 1	0- 0	0- 0	NEUTRAL	0- 0	0- 1	1- 0				
2- 2	0- 0	0- 0	CONFERENCE	0- 0	1- 0	1- 2				
2- 0	0- 0	0- 0	HOME	0- 0	1- 0	1- 0				
0- 2	0- 0	0- 0	AWAY	0- 0	0- 0	0- 2				
0- 0	0- 0	0- 0	NEUTRAL	0- 0	0- 0	0- 0				

RPI 1-25			RPI 26-50			RPI 51-100			RPI 101+ Team's RPI: 287		
RPI	S	Opponent	Score	RPI	S	Opponent	Score	RPI	S	Opponent	Score
								122	N	Kent St.	48 62
								125	A	Furman	63 78
								128	H	Louisiana	83 67
								152	A	Tulane	40 56
								167	H	North Dakota	56 69
								181	A	Bethune-Cookman	57 75
								197	A	Little Rock	46 58
								213	A	Arkansas St.	62 69
								244	H	Kennesaw St.	69 95
								251	A	Ole Miss	66 69
								255	A	Winthrop	91 47
								293	A	Wofford	70 57
								295	N	St. Francis Brooklyn	78 47
								316	A	Mercer	52 62
								349	H	La.-Monroe	64 47
LAST 10 Division I											
213	A	Arkansas St.	62 69	295	N	St. Francis Brooklyn	78 47				
197	A	Little Rock	46 58	122	N	Kent St.	48 62				
128	H	Louisiana	83 67	251	A	Ole Miss	66 69				
349	H	La.-Monroe	64 47	316	A	Mercer	52 62				
152	A	Tulane	40 56	293	A	Wofford	70 57				

Non-Div I Games:

Ga. Southern

■ Loss,
 ■ Non-Conf,
 ■ S Site,
 ■ H Home
 ■ A Away
 N Neutral

Average RPI Win:	294	WON-LOST	WINNING	LAST 10	STRENGTH OF	OPP. STRENGTH	TEAM	ADJ.	CONF.	ADJ CONF.
Average RPI Loss:	117	RECORD	PCT. RANK	GAMES	SCHEDULE	OF SCHEDULE	RPI	RPI	RPI	RPI
DIV. I ONLY	7- 7	169	4-6	284	237	209	209	27	27	
DIV. I NON-CONF.	5- 4	140	2-3	288	149	189	189	27	27	
TOTALS	RPI 1-25	RPI 26-50	W-L RECORDS	RPI 51-100	RPI 101-150	RPI 150+				
7- 7	0- 0	0- 2	OVERALL	0- 1	0- 2	7- 2				
4- 1	0- 0	0- 0	HOME	0- 0	0- 1	4- 0				
3- 6	0- 0	0- 2	AWAY	0- 1	0- 1	3- 2				
0- 0	0- 0	0- 0	NEUTRAL	0- 0	0- 0	0- 0				
5- 4	0- 0	0- 2	NON-CONFERENCE	0- 1	0- 1	5- 0				
3- 1	0- 0	0- 0	HOME	0- 0	0- 1	3- 0				
2- 3	0- 0	0- 2	AWAY	0- 1	0- 0	2- 0				
0- 0	0- 0	0- 0	NEUTRAL	0- 0	0- 0	0- 0				
2- 3	0- 0	0- 0	CONFERENCE	0- 0	0- 1	2- 2				
1- 0	0- 0	0- 0	HOME	0- 0	0- 0	1- 0				
1- 3	0- 0	0- 0	AWAY	0- 0	0- 1	1- 2				
0- 0	0- 0	0- 0	NEUTRAL	0- 0	0- 0	0- 0				

RPI 1-25				RPI 26-50				RPI 51-100				RPI 101+				Team's RPI: 209	
RPI	S	Opponent	Score	RPI	S	Opponent	Score	RPI	S	Opponent	Score	RPI	S	Opponent	Score		
				37	A	Virginia Tech	65 87	72	A	Georgia	56 84	125	H	Furman	67 72		
				48	A	Charlotte	49 74					131	A	Campbell	44 48		
												170	A	Hampton	58 63		
												234	A	Longwood	70 80		
												242	H	Delaware	67 65		
												255	H	Winthrop	71 59		
												271	A	Appalachian St.	67 56		
												293	H	Wofford	67 53		
												316	A	Mercer	65 62		
												335	H	Western Caro.	88 62		
												347	A	Charleston So.	79 52		
LAST 10 Division I																	
				131	A	Campbell	44 48	72	A	Georgia	56 84						
				255	H	Winthrop	71 59	316	A	Mercer	65 62						
				170	A	Hampton	58 63	242	H	Delaware	67 65						
				347	A	Charleston So.	79 52	37	A	Virginia Tech	65 87						
				234	A	Longwood	70 80	125	H	Furman	67 72						

Non-Div I Games:

Gardner-Webb

George Mason

Through Games Of Jan. 13, 2020

Average RPI Win:	224	WON-LOST	WINNING	LAST 10	STRENGTH OF	OPP. STRENGTH	TEAM	ADJ.	CONF.	ADJ CONF.
Average RPI Loss:	155	RECORD	PCT. RANK	GAMES	SCHEDULE	OF SCHEDULE	RPI	RPI	RPI	RPI
DIV. I ONLY	7- 9	208	3-7	155	239	192	192	12	12	
DIV. I NON-CONF.	6- 7	182	2-5	131	288	166	166	12	12	
TOTALS	RPI 1-25	RPI 26-50	W-L RECORDS	RPI 51-100	RPI 101-150	RPI 150+				
7- 9	0- 0	0- 1	OVERALL	0- 1	1- 3	6- 4				
3- 4	0- 0	0- 1	HOME	0- 1	1- 0	2- 2				
4- 4	0- 0	0- 0	AWAY	0- 0	0- 2	4- 2				
0- 1	0- 0	0- 0	NEUTRAL	0- 0	0- 1	0- 0				
6- 7	0- 0	0- 1	NON-CONFERENCE	0- 1	0- 2	6- 3				
2- 4	0- 0	0- 1	HOME	0- 1	0- 0	2- 2				
4- 2	0- 0	0- 0	AWAY	0- 0	0- 1	4- 1				
0- 1	0- 0	0- 0	NEUTRAL	0- 0	0- 1	0- 0				
1- 2	0- 0	0- 0	CONFERENCE	0- 0	1- 1	0- 1				
1- 0	0- 0	0- 0	HOME	0- 0	1- 0	0- 0				
0- 2	0- 0	0- 0	AWAY	0- 0	0- 1	0- 1				
0- 0	0- 0	0- 0	NEUTRAL	0- 0	0- 0	0- 0				

RPI 1-25				RPI 26-50				RPI 51-100				RPI 101+				Team's RPI: 192	
RPI	S	Opponent	Score	RPI	S	Opponent	Score	RPI	S	Opponent	Score	RPI	S	Opponent	Score		
				37	H	Virginia Tech	58 77	63	H	Bucknell	51 64	104	A	Coastal Caro.	59 74		
												108	N	Bradley	59 61		
												116	A	Dayton	55 59		
												136	H	George Washington	70 60		
												195	A	SMU	59 58		
												205	H	American	73 55		
												211	A	Penn St.	78 68		
												220	H	Howard	75 86		
												228	A	Col. of Charleston	72 61		
												236	H	UMKC	58 64		
												242	A	Delaware	44 63		
												268	A	St. Bonaventure	47 62		
												269	A	Navy	67 58		
												325	H	Detroit Mercy	75 62		
LAST 10 Division I																	
				268	A	St. Bonaventure	47 62	220	H	Howard	75 86						
				116	A	Dayton	55 59	269	A	Navy	67 58						
				136	H	George Washington	70 60	63	H	Bucknell	51 64						
				195	A	SMU	59 58	104	A	Coastal Caro.	59 74						
				242	A	Delaware	44 63	108	N	Bradley	59 61						

Non-Div I Games:

George Mason

■ Loss,
 ■ Non-Conf,
 ■ S Site,
 ■ H Home
 ■ A Away
 N Neutral

Average RPI Win: 200	WON-LOST	WINNING	LAST 10	STRENGTH OF	OPP. STRENGTH	TEAM	ADJ.	CONF.	ADJ CONF.
Average RPI Loss: 100	RECORD	PCT. RANK	GAMES	SCHEDULE	OF SCHEDULE	RPI	RPI	RPI	RPI
DIV. I ONLY	7- 9	208	4-6	77	150	136	136	12	12
DIV. I NON-CONF.	6- 7	182	3-4	86	150	132	132	12	12
TOTALS	RPI 1-25	RPI 26-50	W-L RECORDS	RPI 51-100	RPI 101-150	RPI 150+			
7- 9	0- 2	0- 1	OVERALL	1- 2	1- 2	5- 2			
3- 4	0- 1	0- 1	HOME	0- 1	1- 1	2- 0			
4- 5	0- 1	0- 0	AWAY	1- 1	0- 1	3- 2			
0- 0	0- 0	0- 0	NEUTRAL	0- 0	0- 0	0- 0			
6- 7	0- 2	0- 1	NON-CONFERENCE	1- 2	0- 1	5- 1			
2- 4	0- 1	0- 1	HOME	0- 1	0- 1	2- 0			
4- 3	0- 1	0- 0	AWAY	1- 1	0- 0	3- 1			
0- 0	0- 0	0- 0	NEUTRAL	0- 0	0- 0	0- 0			
1- 2	0- 0	0- 0	CONFERENCE	0- 0	1- 1	0- 1			
1- 0	0- 0	0- 0	HOME	0- 0	1- 0	0- 0			
0- 2	0- 0	0- 0	AWAY	0- 0	0- 1	0- 1			
0- 0	0- 0	0- 0	NEUTRAL	0- 0	0- 0	0- 0			

RPI 1-25				RPI 26-50				RPI 51-100				RPI 101+ Team's RPI: 136			
RPI	S	Opponent	Score	RPI	S	Opponent	Score	RPI	S	Opponent	Score	RPI	S	Opponent	Score
20	H	Princeton	50 75	43	H	James Madison	50 69	57	H	Minnesota	50 83	107	H	Duquesne	65 60
24	A	Maryland	54 88					81	A	Lehigh	53 59	132	A	Fordham	47 53
								88	A	Villanova	68 56	150	H	William & Mary	51 63
												179	A	Memphis	64 63
												192	A	George Mason	60 70
												205	A	American	53 66
												207	A	Quinnipiac	78 67
												238	H	Georgetown	52 49
												242	A	Delaware	63 49
												341	H	Coppin St.	54 35
LAST 10 Division I															
132	A	Fordham	47 53	43	H	James Madison	50 69	57	H	Minnesota	50 83				
107	H	Duquesne	65 60					207	A	Quinnipiac	78 67				
192	A	George Mason	60 70					242	A	Delaware	63 49				
150	H	William & Mary	51 63					341	H	Coppin St.	54 35				
205	A	American	53 66												

Non-Div I Games:

George Washington

■ Loss,
 ■ Non-Conf, S Site,
 ■ Home
 ■ Away
 N Neutral

Georgetown

Through Games Of Jan. 13, 2020

Average RPI Win: 240	WON-LOST	WINNING	LAST 10	STRENGTH OF	OPP. STRENGTH	TEAM	ADJ.	CONF.	ADJ CONF.
Average RPI Loss: 111	RECORD	PCT. RANK	GAMES	SCHEDULE	OF SCHEDULE	RPI	RPI	RPI	RPI
DIV. I ONLY	4- 13	296	2-8	147	98	238	238	6	6
DIV. I NON-CONF.	3- 8	268	1-3	168	217	224	224	6	6
TOTALS	RPI 1-25	RPI 26-50	W-L RECORDS	RPI 51-100	RPI 101-150	RPI 150+			
4- 13	0- 1	0- 1	OVERALL	0- 3	1- 6	3- 2			
1- 6	0- 1	0- 1	HOME	0- 0	1- 3	0- 1			
3- 6	0- 0	0- 0	AWAY	0- 3	0- 2	3- 1			
0- 1	0- 0	0- 0	NEUTRAL	0- 0	0- 1	0- 0			
3- 8	0- 0	0- 1	NON-CONFERENCE	0- 1	0- 5	3- 1			
0- 3	0- 0	0- 1	HOME	0- 0	0- 2	0- 0			
3- 4	0- 0	0- 0	AWAY	0- 1	0- 2	3- 1			
0- 1	0- 0	0- 0	NEUTRAL	0- 0	0- 1	0- 0			
1- 5	0- 1	0- 0	CONFERENCE	0- 2	1- 1	0- 1			
1- 3	0- 1	0- 0	HOME	0- 0	1- 1	0- 1			
0- 2	0- 0	0- 0	AWAY	0- 2	0- 0	0- 0			
0- 0	0- 0	0- 0	NEUTRAL	0- 0	0- 0	0- 0			

RPI 1-25				RPI 26-50				RPI 51-100				RPI 101+ Team's RPI: 238			
RPI	S	Opponent	Score	RPI	S	Opponent	Score	RPI	S	Opponent	Score	RPI	S	Opponent	Score
14	H	Creighton	56 65	43	H	James Madison	59 66	56	A	St. John's (NY)	54 71	106	H	Providence	62 53
								62	A	Seton Hall	60 79	119	N	Fresno St.	69 82
								97	A	Davidson	52 66	123	H	Rider	64 65
												127	H	Richmond	49 51
												132	A	Fordham	54 67
												133	H	Butler	46 47
												136	A	George Washington	49 52
												172	A	Columbia	49 54
												230	H	Xavier	64 85
												266	A	LMU (CA)	64 53
												288	A	Pittsburgh	66 56
												299	A	UMES	57 39
LAST 10 Division I															
133	H	Butler	46 47	14	H	Creighton	56 65								
230	H	Xavier	64 85	299	A	UMES	57 39								
62	A	Seton Hall	60 79	123	H	Rider	64 65								
56	A	St. John's (NY)	54 71	132	A	Fordham	54 67								
106	H	Providence	62 53	172	A	Columbia	49 54								

Non-Div I Games:

Georgetown

■ Loss,
 ■ Non-Conf,
 ■ S Site,
 ■ H Home
 ■ A Away
 N Neutral

Georgia

Through Games Of Jan. 13, 2020

Average RPI Win:	199	WON-LOST	WINNING	LAST 10	STRENGTH OF	OPP. STRENGTH	TEAM	ADJ.	CONF.	ADJ CONF.
Average RPI Loss:	40	RECORD	PCT. RANK	GAMES	SCHEDULE	OF SCHEDULE	RPI	RPI	RPI	RPI
DIV. I ONLY	10- 7	126	5-5	14	151	72	72	5	5	
DIV. I NON-CONF.	9- 4	84	4-2	29	212	69	69	5	5	
TOTALS	RPI 1-25	RPI 26-50	W-L RECORDS	RPI 51-100	RPI 101-150	RPI 150+				
10- 7	0- 3	1- 1	OVERALL	1- 3	2- 0	6- 0				
7- 5	0- 2	0- 1	HOME	1- 2	1- 0	5- 0				
1- 2	0- 1	0- 0	AWAY	0- 1	0- 0	1- 0				
2- 0	0- 0	1- 0	NEUTRAL	0- 0	1- 0	0- 0				
9- 4	0- 2	1- 1	NON-CONFERENCE	1- 1	2- 0	5- 0				
7- 3	0- 1	0- 1	HOME	1- 1	1- 0	5- 0				
0- 1	0- 1	0- 0	AWAY	0- 0	0- 0	0- 0				
2- 0	0- 0	1- 0	NEUTRAL	0- 0	1- 0	0- 0				
1- 3	0- 1	0- 0	CONFERENCE	0- 2	0- 0	1- 0				
0- 2	0- 1	0- 0	HOME	0- 1	0- 0	0- 0				
1- 1	0- 0	0- 0	AWAY	0- 1	0- 0	1- 0				
0- 0	0- 0	0- 0	NEUTRAL	0- 0	0- 0	0- 0				

RPI 1-25				RPI 26-50				RPI 51-100				RPI 101+			
RPI	S	Opponent	Score	RPI	S	Opponent	Score	RPI	S	Opponent	Score	RPI	S	Opponent	Score
6	H	UCLA	50 59	29	H	Georgia Tech	40 73	54	H	Vanderbilt	55 63	125	H	Furman	77 48
13	H	Mississippi St.	66 73	37	N	Virginia Tech	77 72	74	A	Tennessee	56 73	133	N	Butler	69 36
16	A	Baylor	38 72					85	H	N.C. A&T	72 54	209	H	Gardner-Webb	84 56
								88	H	Villanova	58 63	244	H	Kennesaw St.	80 65
												251	A	Ole Miss	58 51
												253	H	East Carolina	67 50
												316	H	Mercer	76 60
												336	H	USC Upstate	67 53
LAST 10 Division I															
74	A	Tennessee	56 73	209	H	Gardner-Webb	84 56								
54	H	Vanderbilt	55 63	6	H	UCLA	50 59								
13	H	Mississippi St.	66 73	125	H	Furman	77 48								
251	A	Ole Miss	58 51	16	A	Baylor	38 72								
253	H	East Carolina	67 50	37	N	Virginia Tech	77 72								

Non-Div I Games:

Georgia

■ Loss,
 ■ Non-Conf,
 ■ S Site,
 ■ H Home
 ■ A Away
 N Neutral

Average RPI Win:	328	WON-LOST	WINNING	LAST 10	STRENGTH OF	OPP. STRENGTH	TEAM	ADJ.	CONF.	ADJ CONF.
Average RPI Loss:	162	RECORD	PCT. RANK	GAMES	SCHEDULE	OF SCHEDULE	RPI	RPI	RPI	RPI
DIV. I ONLY	4- 11	283	3-7	280	293	320	320	22	22	
DIV. I NON-CONF.	3- 8	268	2-4	235	308	308	308	21	21	
TOTALS	RPI 1-25	RPI 26-50	W-L RECORDS	RPI 51-100	RPI 101-150	RPI 150+				
4- 11	0- 1	0- 1	OVERALL	0- 1	0- 2	4- 6				
3- 5	0- 1	0- 0	HOME	0- 0	0- 1	3- 3				
0- 6	0- 0	0- 1	AWAY	0- 1	0- 1	0- 3				
1- 0	0- 0	0- 0	NEUTRAL	0- 0	0- 0	1- 0				
3- 8	0- 1	0- 1	NON-CONFERENCE	0- 1	0- 1	3- 4				
2- 4	0- 1	0- 0	HOME	0- 0	0- 0	2- 3				
0- 4	0- 0	0- 1	AWAY	0- 1	0- 1	0- 1				
1- 0	0- 0	0- 0	NEUTRAL	0- 0	0- 0	1- 0				
1- 3	0- 0	0- 0	CONFERENCE	0- 0	0- 1	1- 2				
1- 1	0- 0	0- 0	HOME	0- 0	0- 1	1- 0				
0- 2	0- 0	0- 0	AWAY	0- 0	0- 0	0- 2				
0- 0	0- 0	0- 0	NEUTRAL	0- 0	0- 0	0- 0				

RPI 1-25				RPI 26-50				RPI 51-100				RPI 101+ Team's RPI: 320			
RPI	S	Opponent	Score	RPI	S	Opponent	Score	RPI	S	Opponent	Score	RPI	S	Opponent	Score
24	H	Maryland	41 114	29	A	Georgia Tech	28 69	98	A	UNC Greensboro	49 64	125	A	Furman	55 62
												128	H	Louisiana	65 75
												178	H	Toledo	48 74
												197	A	Little Rock	46 66
												203	A	UTEP	68 71
												213	A	Arkansas St.	68 70
												276	H	Alabama A&M	52 67
												303	N	New Mexico St.	59 51
												311	H	FIU	63 70
												315	H	SIUE	74 73
												345	H	South Carolina St.	77 52
												349	H	La.-Monroe	68 52
LAST 10 Division I															
197	A	Little Rock	46 66	345	H	South Carolina St.	77 52								
213	A	Arkansas St.	68 70	24	H	Maryland	41 114								
349	H	La.-Monroe	68 52	98	A	UNC Greensboro	49 64								
128	H	Louisiana	65 75	125	A	Furman	55 62								
315	H	SIUE	74 73	203	A	UTEP	68 71								

Non-Div I Games:

Georgia St.

■ Loss,
 ■ Non-Conf,
 ■ S Site,
 ■ H Home
 ■ A Away
 N Neutral

Average RPI Win:	144	WON-LOST	WINNING	LAST 10	STRENGTH OF	OPP. STRENGTH	TEAM	ADJ.	CONF.	ADJ CONF.
Average RPI Loss:	34	RECORD	PCT. RANK	GAMES	SCHEDULE	OF SCHEDULE	RPI	RPI	RPI	RPI
DIV. I ONLY	13- 3	32	8-2	76	7	29	29	3	3	
DIV. I NON-CONF.	9- 2	40	4-1	109	68	42	42	3	3	
TOTALS	RPI 1-25	RPI 26-50	W-L RECORDS	RPI 51-100	RPI 101-150	RPI 150+				
13- 3	1- 2	2- 0	OVERALL	2- 1	3- 0	5- 0				
8- 0	0- 0	2- 0	HOME	0- 0	2- 0	4- 0				
3- 1	1- 0	0- 0	AWAY	1- 1	0- 0	1- 0				
2- 2	0- 2	0- 0	NEUTRAL	1- 0	1- 0	0- 0				
9- 2	0- 2	0- 0	NON-CONFERENCE	2- 0	3- 0	4- 0				
5- 0	0- 0	0- 0	HOME	0- 0	2- 0	3- 0				
2- 0	0- 0	0- 0	AWAY	1- 0	0- 0	1- 0				
2- 2	0- 2	0- 0	NEUTRAL	1- 0	1- 0	0- 0				
4- 1	1- 0	2- 0	CONFERENCE	0- 1	0- 0	1- 0				
3- 0	0- 0	2- 0	HOME	0- 0	0- 0	1- 0				
1- 1	1- 0	0- 0	AWAY	0- 1	0- 0	0- 0				
0- 0	0- 0	0- 0	NEUTRAL	0- 0	0- 0	0- 0				

RPI 1-25				RPI 26-50				Team's RPI: 29	RPI 51-100				RPI 101+			
RPI	S	Opponent	Score	RPI	S	Opponent	Score		RPI	S	Opponent	Score	RPI	S	Opponent	Score
17	A	Florida St.	67 52	26	H	Virginia	61 51		58	A	Wake Forest	60 65	117	H	Wisconsin	60 41
19	N	Texas A&M	48 60	31	H	Miami (FL)	61 54		62	N	Seton Hall	79 54	135	H	Houston	69 38
25	N	Rutgers	43 46						72	A	Georgia	73 40	138	N	Rice	54 52
													168	H	Clemson	49 47
													210	H	ETSU	87 48
													244	A	Kennesaw St.	63 47
													320	H	Georgia St.	69 28
													328	H	Grambling	89 42
LAST 10 Division I																
168	H	Clemson	49 47	138	N	Rice	54 52									
17	A	Florida St.	67 52	19	N	Texas A&M	48 60									
58	A	Wake Forest	60 65	210	H	ETSU	87 48									
31	H	Miami (FL)	61 54	244	A	Kennesaw St.	63 47									
26	H	Virginia	61 51	117	H	Wisconsin	60 41									

Non-Div I Games:

Georgia Tech

■ Loss,
 ■ Non-Conf, S Site,
 ■ Home
 ■ Away
 N Neutral

Gonzaga

Through Games Of Jan. 13, 2020

Average RPI Win:	110	WON-LOST	WINNING	LAST 10	STRENGTH OF	OPP. STRENGTH	TEAM	ADJ.	CONF.	ADJ CONF.
Average RPI Loss:	8	RECORD	PCT. RANK	GAMES	SCHEDULE	OF SCHEDULE	RPI	RPI	RPI	RPI
DIV. I ONLY	16- 1	2	10-0	32	14	7	7	11	11	
DIV. I NON-CONF.	11- 1	13	5-0	23	5	4	4	11	11	
TOTALS	RPI 1-25	RPI 26-50	W-L RECORDS	RPI 51-100	RPI 101-150	RPI 150+				
16- 1	1- 1	2- 0	OVERALL	5- 0	4- 0	4- 0				
8- 0	1- 0	0- 0	HOME	4- 0	1- 0	2- 0				
5- 1	0- 1	0- 0	AWAY	1- 0	2- 0	2- 0				
3- 0	0- 0	2- 0	NEUTRAL	0- 0	1- 0	0- 0				
11- 1	1- 1	2- 0	NON-CONFERENCE	4- 0	2- 0	2- 0				
5- 0	1- 0	0- 0	HOME	3- 0	0- 0	1- 0				
3- 1	0- 1	0- 0	AWAY	1- 0	1- 0	1- 0				
3- 0	0- 0	2- 0	NEUTRAL	0- 0	1- 0	0- 0				
5- 0	0- 0	0- 0	CONFERENCE	1- 0	2- 0	2- 0				
3- 0	0- 0	0- 0	HOME	1- 0	1- 0	1- 0				
2- 0	0- 0	0- 0	AWAY	0- 0	1- 0	1- 0				
0- 0	0- 0	0- 0	NEUTRAL	0- 0	0- 0	0- 0				

RPI	S	Opponent	Score	RPI	S	Opponent	Score	RPI	S	Opponent	Score	RPI	S	Opponent	Score
1	H	Missouri St.	64 52	27	N	Purdue	63 50	53	A	Washington St.	76 53	103	A	BYU	55 43
8	A	Stanford	70 76	49	N	Middle Tenn.	62 50	65	H	Pacific	68 67	111	A	Montana St.	70 55
								76	H	CSU Bakersfield	92 48	116	N	Dayton	76 65
								77	H	UT Martin	78 55	129	H	Saint Mary's (CA)	74 49
								96	H	Texas Southern	80 45	154	H	Portland	62 57
												190	A	San Diego	57 42
												227	A	Wyoming	65 54
												289	H	Eastern Wash.	84 44
LAST 10 Division I															
65	H	Pacific	68 67	1	H	Missouri St.	64 52	227	A	Wyoming	65 54	96	H	Texas Southern	80 45
129	H	Saint Mary's (CA)	74 49	53	A	Washington St.	76 53	111	A	Montana St.	70 55				
190	A	San Diego	57 42												
103	A	BYU	55 43												
154	H	Portland	62 57												

Non-Div I Games:

Gonzaga

■ Loss,
 ■ Non-Conf, S Site,
 ■ Home
 ■ Away
 N Neutral

Grambling

Through Games Of Jan. 13, 2020

Average RPI Win:	276	WON-LOST	WINNING	LAST 10	STRENGTH OF	OPP. STRENGTH	TEAM	ADJ.	CONF.	ADJ CONF.
Average RPI Loss:	186	RECORD	PCT. RANK	GAMES	SCHEDULE	OF SCHEDULE	RPI	RPI	RPI	RPI
DIV. I ONLY	1- 13	341	1-9	197	292	328	328	31	31	
DIV. I NON-CONF.	0- 10	338	0-6	53	253	306	306	28	28	
TOTALS	RPI 1-25	RPI 26-50	W-L RECORDS	RPI 51-100	RPI 101-150	RPI 150+				
1- 13	0- 2	0- 1	OVERALL	0- 0	0- 3	1- 7				
1- 3	0- 0	0- 0	HOME	0- 0	0- 2	1- 1				
0- 9	0- 2	0- 1	AWAY	0- 0	0- 1	0- 5				
0- 1	0- 0	0- 0	NEUTRAL	0- 0	0- 0	0- 1				
0- 10	0- 2	0- 1	NON-CONFERENCE	0- 0	0- 3	0- 4				
0- 2	0- 0	0- 0	HOME	0- 0	0- 2	0- 0				
0- 7	0- 2	0- 1	AWAY	0- 0	0- 1	0- 3				
0- 1	0- 0	0- 0	NEUTRAL	0- 0	0- 0	0- 1				
1- 3	0- 0	0- 0	CONFERENCE	0- 0	0- 0	1- 3				
1- 1	0- 0	0- 0	HOME	0- 0	0- 0	1- 1				
0- 2	0- 0	0- 0	AWAY	0- 0	0- 0	0- 2				
0- 0	0- 0	0- 0	NEUTRAL	0- 0	0- 0	0- 0				

RPI 1-25				RPI 26-50				RPI 51-100				RPI 101+ Team's RPI: 328			
RPI	S	Opponent	Score	RPI	S	Opponent	Score	RPI	S	Opponent	Score	RPI	S	Opponent	Score
16	A	Baylor	46 120	29	A	Georgia Tech	42 89					110	H	UT Arlington	54 88
18	A	Kentucky	35 81									130	H	Florida	65 72
												144	A	Wichita St.	65 77
												183	N	Binghamton	67 88
												237	A	Louisiana Tech	66 70
												258	A	Southern U.	57 81
												276	H	Alabama A&M	69 59
												305	H	Alabama St.	59 73
												311	A	FIU	55 56
												329	A	Alcorn	54 80
												344	A	Northwestern St.	61 65
LAST 10 Division I															
329	A	Alcorn	54 80	183	N	Binghamton	67 88								
258	A	Southern U.	57 81	311	A	FIU	55 56								
305	H	Alabama St.	59 73	237	A	Louisiana Tech	66 70								
276	H	Alabama A&M	69 59	344	A	Northwestern St.	61 65								
144	A	Wichita St.	65 77	18	A	Kentucky	35 81								

Non-Div I Games: Centenary (LA) 106 42

Grambling

Loss, Non-Conf, S Site, H Home A Away N Neutral

Grand Canyon

Through Games Of Jan. 13, 2020

Average RPI Win:	234	WON-LOST	WINNING	LAST 10	STRENGTH OF	OPP. STRENGTH	TEAM	ADJ.	CONF.	ADJ CONF.
Average RPI Loss:	151	RECORD	PCT. RANK	GAMES	SCHEDULE	OF SCHEDULE	RPI	RPI	RPI	RPI
DIV. I ONLY	4- 7	241	4-6	125	255	225	225	32	32	
DIV. I NON-CONF.	3- 6	235	3-5	113	267	247	247	32	32	
TOTALS	RPI 1-25	RPI 26-50	W-L RECORDS	RPI 51-100	RPI 101-150	RPI 150+				
4- 7	0- 0	0- 0	OVERALL	0- 2	1- 0	3- 5				
3- 3	0- 0	0- 0	HOME	0- 1	1- 0	2- 2				
1- 4	0- 0	0- 0	AWAY	0- 1	0- 0	1- 3				
0- 0	0- 0	0- 0	NEUTRAL	0- 0	0- 0	0- 0				
3- 6	0- 0	0- 0	NON-CONFERENCE	0- 1	1- 0	2- 5				
3- 2	0- 0	0- 0	HOME	0- 0	1- 0	2- 2				
0- 4	0- 0	0- 0	AWAY	0- 1	0- 0	0- 3				
0- 0	0- 0	0- 0	NEUTRAL	0- 0	0- 0	0- 0				
1- 1	0- 0	0- 0	CONFERENCE	0- 1	0- 0	1- 0				
0- 1	0- 0	0- 0	HOME	0- 1	0- 0	0- 0				
1- 0	0- 0	0- 0	AWAY	0- 0	0- 0	1- 0				
0- 0	0- 0	0- 0	NEUTRAL	0- 0	0- 0	0- 0				

RPI 1-25			RPI 26-50			RPI 51-100			RPI 101+			Team's RPI: 225
RPI	S	Opponent	Score	RPI	S	Opponent	Score	RPI	S	Opponent	Score	
						76	H CSU Bakersfield	54	59	145	H Southern Utah	69 65
						99	A California	53	72	154	A Portland	41 73
										167	H North Dakota	76 78
										173	A Montana	67 72
										186	A Portland St.	46 69
										201	H Cal St. Fullerton	70 80
										204	H UNLV	53 51
										286	H UC Santa Barbara	58 57
										301	A California Baptist	62 58
LAST 10 Division I												
301	A	California Baptist	62	58	154	A	Portland	41	73			
76	H	CSU Bakersfield	54	59	186	A	Portland St.	46	69			
99	A	California	53	72	201	H	Cal St. Fullerton	70	80			
286	H	UC Santa Barbara	58	57	173	A	Montana	67	72			
204	H	UNLV	53	51	145	H	Southern Utah	69	65			

Non-Div I Games: Benedictine Mesa 72 53 Whittier 77 41

Grand Canyon

■ Loss,
 ■ Non-Conf,
 ■ S Site,
 ■ H Home
 ■ A Away
 N Neutral

Average RPI Win:	202	WON-LOST	WINNING	LAST 10	STRENGTH OF	OPP. STRENGTH	TEAM	ADJ.	CONF.	ADJ CONF.
Average RPI Loss:	103	RECORD	PCT. RANK	GAMES	SCHEDULE	OF SCHEDULE	RPI	RPI	RPI	RPI
DIV. I ONLY	8- 9	190	4-6	126	95	162	162	17	17	
DIV. I NON-CONF.	5- 7	205	1-4	44	23	112	112	18	18	
TOTALS	RPI 1-25	RPI 26-50	W-L RECORDS	RPI 51-100	RPI 101-150	RPI 150+				
8- 9	0- 2	1- 2	OVERALL	1- 2	0- 1	6- 2				
3- 5	0- 1	0- 2	HOME	0- 1	0- 1	3- 0				
3- 3	0- 0	1- 0	AWAY	0- 1	0- 0	2- 2				
2- 1	0- 1	0- 0	NEUTRAL	1- 0	0- 0	1- 0				
5- 7	0- 2	1- 2	NON-CONFERENCE	1- 2	0- 0	3- 1				
1- 4	0- 1	0- 2	HOME	0- 1	0- 0	1- 0				
2- 2	0- 0	1- 0	AWAY	0- 1	0- 0	1- 1				
2- 1	0- 1	0- 0	NEUTRAL	1- 0	0- 0	1- 0				
3- 2	0- 0	0- 0	CONFERENCE	0- 0	0- 1	3- 1				
2- 1	0- 0	0- 0	HOME	0- 0	0- 1	2- 0				
1- 1	0- 0	0- 0	AWAY	0- 0	0- 0	1- 1				
0- 0	0- 0	0- 0	NEUTRAL	0- 0	0- 0	0- 0				

RPI 1-25				RPI 26-50				RPI 51-100				RPI 101+ Team's RPI: 162			
RPI	S	Opponent	Score	RPI	S	Opponent	Score	RPI	S	Opponent	Score	RPI	S	Opponent	Score
11	H	DePaul	65 76	28	A	Central Mich.	111 105	68	N	Syracuse	79 73	147	H	Wright St.	58 70
13	N	Mississippi St.	58 83	32	H	Marquette	47 60	71	A	Marist	60 72	161	H	Missouri	72 64
				42	H	South Dakota	60 66	92	H	South Dakota St.	55 60	202	N	Bowling Green	73 54
												217	H	Northern Ky.	65 44
												249	A	Maine	60 61
												265	H	Milwaukee	61 48
												270	A	Oakland	88 93
												325	A	Detroit Mercy	65 48
												348	A	Chicago St.	102 46
LAST 10 Division I															
325	A	Detroit Mercy	65 48	92	H	South Dakota St.	55 60	71	A	Marist	60 72	11	H	DePaul	65 76
270	A	Oakland	88 93	249	A	Maine	60 61	68	N	Syracuse	79 73				
265	H	Milwaukee	61 48												
147	H	Wright St.	58 70												
217	H	Northern Ky.	65 44												

Non-Div I Games:

Green Bay

■ Loss,
■ Non-Conf,
■ S Site,
■ H Home
■ A Away
N Neutral

Average RPI Win:	204	WON-LOST	WINNING	LAST 10	STRENGTH OF	OPP. STRENGTH	TEAM	ADJ.	CONF.	ADJ CONF.
Average RPI Loss:	143	RECORD	PCT. RANK	GAMES	SCHEDULE	OF SCHEDULE	RPI	RPI	RPI	RPI
DIV. I ONLY	8- 7	155	6-4	165	230	170	170	27	27	
DIV. I NON-CONF.	4- 5	195	2-2	146	96	159	159	27	27	
TOTALS	RPI 1-25	RPI 26-50	W-L RECORDS	RPI 51-100	RPI 101-150	RPI 150+				
8- 7	0- 0	0- 1	OVERALL	1- 1	1- 2	6- 3				
3- 4	0- 0	0- 0	HOME	0- 1	0- 1	3- 2				
3- 3	0- 0	0- 1	AWAY	1- 0	0- 1	2- 1				
2- 0	0- 0	0- 0	NEUTRAL	0- 0	1- 0	1- 0				
4- 5	0- 0	0- 1	NON-CONFERENCE	1- 1	1- 1	2- 2				
0- 3	0- 0	0- 0	HOME	0- 1	0- 0	0- 2				
2- 2	0- 0	0- 1	AWAY	1- 0	0- 1	1- 0				
2- 0	0- 0	0- 0	NEUTRAL	0- 0	1- 0	1- 0				
4- 2	0- 0	0- 0	CONFERENCE	0- 0	0- 1	4- 1				
3- 1	0- 0	0- 0	HOME	0- 0	0- 1	3- 0				
1- 1	0- 0	0- 0	AWAY	0- 0	0- 0	1- 1				
0- 0	0- 0	0- 0	NEUTRAL	0- 0	0- 0	0- 0				

RPI S	Opponent	Score	RPI S	Opponent	Score	RPI S	Opponent	Score	RPI S	Opponent	Score	Team's RPI: 170
44	A Old Dominion	38 75	75	A Alabama	64 61	125	A Furman	65 70	127	N Richmond	69 65	
			100	H Liberty	59 83	131	H Campbell	31 68	157	H Norfolk St.	56 77	
						188	H Fla. Atlantic	63 64	196	H UNC Asheville	68 59	
						209	H Gardner-Webb	63 58	214	N Mt. St. Mary's	68 60	
						222	A Chattanooga	84 55	255	A Winthrop	66 72	
						290	H Radford	51 48	302	A Presbyterian	71 42	
LAST 10 Division I												
131	H Campbell	31 68	255	A Winthrop	66 72							
290	H Radford	51 48	127	N Richmond	69 65							
302	A Presbyterian	71 42	44	A Old Dominion	38 75							
209	H Gardner-Webb	63 58	214	N Mt. St. Mary's	68 60							
196	H UNC Asheville	68 59	100	H Liberty	59 83							

Non-Div I Games:

Hampton

Hartford

Through Games Of Jan. 13, 2020

Average RPI Win:	0	WON-LOST	WINNING	LAST 10	STRENGTH OF	OPP. STRENGTH	TEAM	ADJ.	CONF.	ADJ CONF.
Average RPI Loss:	192	RECORD	PCT. RANK	GAMES	SCHEDULE	OF SCHEDULE	RPI	RPI	RPI	RPI
DIV. I ONLY	0- 16	346	0-10	245	272	342	342	28	28	
DIV. I NON-CONF.	0- 13	338	0-7	190	291	334	334	29	29	
TOTALS	RPI 1-25	RPI 26-50	W-L RECORDS	RPI 51-100	RPI 101-150	RPI 150+				
0- 16	0- 1	0- 0	OVERALL	0- 1	0- 5	0- 9				
0- 7	0- 0	0- 0	HOME	0- 0	0- 1	0- 6				
0- 9	0- 1	0- 0	AWAY	0- 1	0- 4	0- 3				
0- 0	0- 0	0- 0	NEUTRAL	0- 0	0- 0	0- 0				
0- 13	0- 1	0- 0	NON-CONFERENCE	0- 1	0- 5	0- 6				
0- 6	0- 0	0- 0	HOME	0- 0	0- 1	0- 5				
0- 7	0- 1	0- 0	AWAY	0- 1	0- 4	0- 1				
0- 0	0- 0	0- 0	NEUTRAL	0- 0	0- 0	0- 0				
0- 3	0- 0	0- 0	CONFERENCE	0- 0	0- 0	0- 3				
0- 1	0- 0	0- 0	HOME	0- 0	0- 0	0- 1				
0- 2	0- 0	0- 0	AWAY	0- 0	0- 0	0- 2				
0- 0	0- 0	0- 0	NEUTRAL	0- 0	0- 0	0- 0				

RPI 1-25				RPI 26-50				RPI 51-100				RPI 101+ Team's RPI: 342			
RPI	S	Opponent	Score	RPI	S	Opponent	Score	RPI	S	Opponent	Score	RPI	S	Opponent	Score
20	A	Princeton	42 73					95	A	Michigan St.	34 79	106	H	Providence	57 75
												109	A	Penn	46 74
												118	A	Massachusetts	48 74
												142	A	Harvard	44 53
												150	A	William & Mary	44 61
												182	A	Northeastern	47 60
												191	H	Rhode Island	56 68
												207	H	Quinnipiac	50 87
												226	H	UMass Lowell	63 68
												249	A	Maine	73 87
												304	A	New Hampshire	71 72
												317	H	NJIT	52 61
												321	H	Hofstra	41 43
												340	H	Central Conn. St.	54 61
LAST 10 Division I															
226	H	UMass Lowell	63 68	182	A	Northeastern	47 60								
304	A	New Hampshire	71 72	20	A	Princeton	42 73								
249	A	Maine	73 87	317	H	NJIT	52 61								
207	H	Quinnipiac	50 87	109	A	Penn	46 74								
340	H	Central Conn. St.	54 61	150	A	William & Mary	44 61								

Non-Div I Games:

Hartford

■ Loss,
■ Non-Conf,
■ S Site,
■ H Home
■ A Away
N Neutral

Harvard

Through Games Of Jan. 13, 2020

Average RPI Win:	220	WON-LOST	WINNING	LAST 10	STRENGTH OF	OPP. STRENGTH	TEAM	ADJ.	CONF.	ADJ CONF.
Average RPI Loss:	145	RECORD	PCT. RANK	GAMES	SCHEDULE	OF SCHEDULE	RPI	RPI	RPI	RPI
DIV. I ONLY	9- 5	94	6-4	282	115	142	142	9	9	
DIV. I NON-CONF.	9- 4	84	6-3	287	116	131	131	9	9	
TOTALS	RPI 1-25	RPI 26-50	W-L RECORDS	RPI 51-100	RPI 101-150	RPI 150+				
9- 5	0- 1	0- 0	OVERALL	1- 0	0- 1	8- 3				
4- 1	0- 0	0- 0	HOME	1- 0	0- 0	3- 1				
5- 3	0- 1	0- 0	AWAY	0- 0	0- 0	5- 2				
0- 1	0- 0	0- 0	NEUTRAL	0- 0	0- 1	0- 0				
9- 4	0- 1	0- 0	NON-CONFERENCE	1- 0	0- 1	8- 2				
4- 1	0- 0	0- 0	HOME	1- 0	0- 0	3- 1				
5- 2	0- 1	0- 0	AWAY	0- 0	0- 0	5- 1				
0- 1	0- 0	0- 0	NEUTRAL	0- 0	0- 1	0- 0				
0- 1	0- 0	0- 0	CONFERENCE	0- 0	0- 0	0- 1				
0- 0	0- 0	0- 0	HOME	0- 0	0- 0	0- 0				
0- 1	0- 0	0- 0	AWAY	0- 0	0- 0	0- 1				
0- 0	0- 0	0- 0	NEUTRAL	0- 0	0- 0	0- 0				

RPI S	Opponent	Score	RPI S	Opponent	Score	RPI S	Opponent	Score	RPI S	Opponent	Score
25	A Rutgers	46 74				99	H California	56 53	148	N Saint Joseph's	39 63
									165	A Dartmouth	62 63
									182	H Northeastern	44 46
									185	A Boston U.	66 39
									188	A Fla. Atlantic	65 51
									191	H Rhode Island	61 58
									206	A La Salle	69 75
									207	A Quinnipiac	77 68
									212	A Northern Ill.	59 53
									249	A Maine	69 40
									309	H Siena	68 51
									342	H Hartford	53 44
LAST 10 Division I											
165	A Dartmouth	62 63	182	H Northeastern	44 46						
191	H Rhode Island	61 58	207	A Quinnipiac	77 68						
188	A Fla. Atlantic	65 51	185	A Boston U.	66 39						
148	N Saint Joseph's	39 63	342	H Hartford	53 44						
249	A Maine	69 40	25	A Rutgers	46 74						

Non-Div I Games:

Harvard

Loss, Non-Conf, S Site, H Home A Away N Neutral

Hawaii

Through Games Of Jan. 13, 2020

Average RPI Win:	192	WON-LOST	WINNING	LAST 10	STRENGTH OF	OPP. STRENGTH	TEAM	ADJ.	CONF.	ADJ CONF.
Average RPI Loss:	151	RECORD	PCT. RANK	GAMES	SCHEDULE	OF SCHEDULE	RPI	RPI	RPI	RPI
DIV. I ONLY	5- 9	242	2-8	93	205	200	200	26	26	
DIV. I NON-CONF.	5- 7	205	2-6	58	208	153	153	26	26	
TOTALS	RPI 1-25	RPI 26-50	W-L RECORDS	RPI 51-100	RPI 101-150	RPI 150+				
5- 9	0- 2	0- 0	OVERALL	2- 1	0- 2	3- 4				
3- 4	0- 1	0- 0	HOME	1- 1	0- 1	2- 1				
2- 5	0- 1	0- 0	AWAY	1- 0	0- 1	1- 3				
0- 0	0- 0	0- 0	NEUTRAL	0- 0	0- 0	0- 0				
5- 7	0- 2	0- 0	NON-CONFERENCE	2- 1	0- 2	3- 2				
3- 4	0- 1	0- 0	HOME	1- 1	0- 1	2- 1				
2- 3	0- 1	0- 0	AWAY	1- 0	0- 1	1- 1				
0- 0	0- 0	0- 0	NEUTRAL	0- 0	0- 0	0- 0				
0- 2	0- 0	0- 0	CONFERENCE	0- 0	0- 0	0- 2				
0- 0	0- 0	0- 0	HOME	0- 0	0- 0	0- 0				
0- 2	0- 0	0- 0	AWAY	0- 0	0- 0	0- 2				
0- 0	0- 0	0- 0	NEUTRAL	0- 0	0- 0	0- 0				

RPI 1-25				RPI 26-50				RPI 51-100				RPI 101+ Team's RPI: 200			
RPI	S	Opponent	Score	RPI	S	Opponent	Score	RPI	S	Opponent	Score	RPI	S	Opponent	Score
5	A	Oregon St.	32 64					67	H	Texas	73 60	109	H	Penn	55 70
21	H	NC State	59 68					83	A	Washington	62 50	120	A	Idaho	52 67
								96	H	Texas Southern	57 74	231	A	Pepperdine	52 51
												232	A	UC Davis	49 62
												252	A	CSUN	54 58
												262	H	North Texas	60 66
												266	A	LMU (CA)	51 65
												282	H	San Diego St.	61 58
												297	H	UTSA	62 50
LAST 10 Division I															
232	A	UC Davis	49 62	5	A	Oregon St.	32 64								
252	A	CSUN	54 58	67	H	Texas	73 60								
109	H	Penn	55 70	21	H	NC State	59 68								
120	A	Idaho	52 67	262	H	North Texas	60 66								
83	A	Washington	62 50	96	H	Texas Southern	57 74								

Non-Div I Games: Hope Int'l 86 49

Hawaii

Loss, Non-Conf, S Site, H Home A Away N Neutral

Average RPI Win:	301	WON-LOST	WINNING	LAST 10	STRENGTH OF	OPP. STRENGTH	TEAM	ADJ.	CONF.	ADJ CONF.
Average RPI Loss:	154	RECORD	PCT. RANK	GAMES	SCHEDULE	OF SCHEDULE	RPI	RPI	RPI	RPI
DIV. I ONLY	5- 10	253	4-6	255	291	272	272	27	27	
DIV. I NON-CONF.	2- 7	288	1-3	196	190	282	282	27	27	
TOTALS	RPI 1-25	RPI 26-50	W-L RECORDS	RPI 51-100	RPI 101-150	RPI 150+				
5- 10	0- 0	0- 1	OVERALL	0- 2	0- 2	5- 5				
3- 2	0- 0	0- 0	HOME	0- 1	0- 0	3- 1				
2- 8	0- 0	0- 1	AWAY	0- 1	0- 2	2- 4				
0- 0	0- 0	0- 0	NEUTRAL	0- 0	0- 0	0- 0				
2- 7	0- 0	0- 1	NON-CONFERENCE	0- 2	0- 1	2- 3				
1- 2	0- 0	0- 0	HOME	0- 1	0- 0	1- 1				
1- 5	0- 0	0- 1	AWAY	0- 1	0- 1	1- 2				
0- 0	0- 0	0- 0	NEUTRAL	0- 0	0- 0	0- 0				
3- 3	0- 0	0- 0	CONFERENCE	0- 0	0- 1	3- 2				
2- 0	0- 0	0- 0	HOME	0- 0	0- 0	2- 0				
1- 3	0- 0	0- 0	AWAY	0- 0	0- 1	1- 2				
0- 0	0- 0	0- 0	NEUTRAL	0- 0	0- 0	0- 0				

RPI 1-25	RPI 26-50	RPI 51-100	RPI 101+	Team's RPI: 272
RPI S Opponent Score	RPI S Opponent Score	RPI S Opponent Score	RPI S Opponent Score	
	40 Duke 57 93	97 Davidson 63 73	131 Campbell 36 73	
		98 UNC Greensboro 70 82	133 Butler 52 74	
			157 Norfolk St. 58 72	
			196 UNC Asheville 60 76	
			205 American 48 56	
			210 ETSU 80 62	
			228 Col. of Charleston 70 79	
			255 Winthrop 63 69	
			290 Radford 68 58	
			324 N.C. Central 78 58	
			336 USC Upstate 85 46	
			347 Charleston So. 84 70	
LAST 10 Division I				
347 Charleston So. 84 70	131 Campbell 36 73			
196 UNC Asheville 60 76	98 UNC Greensboro 70 82			
290 Radford 68 58	133 Butler 52 74			
336 USC Upstate 85 46	97 Davidson 63 73			
255 Winthrop 63 69	324 N.C. Central 78 58			

Non-Div I Games:








































High Point

Loss, Non-Conf, S Site, H Home A Away N Neutral

Hofstra

Through Games Of Jan. 13, 2020

Average RPI Win:	256	WON-LOST	WINNING	LAST 10	STRENGTH OF	OPP. STRENGTH	TEAM	ADJ.	CONF.	ADJ CONF.
Average RPI Loss:	193	RECORD	PCT. RANK	GAMES	SCHEDULE	OF SCHEDULE	RPI	RPI	RPI	RPI
DIV. I ONLY	3- 11	301	2-8	275	315	321	321	14	14	
DIV. I NON-CONF.	3- 8	268	2-5	275	340	317	317	13	13	
TOTALS	RPI 1-25	RPI 26-50	W-L RECORDS	RPI 51-100	RPI 101-150	RPI 150+				
3- 11	0- 0	0- 0	OVERALL	0- 2	1- 1	2- 8				
2- 3	0- 0	0- 0	HOME	0- 1	1- 0	1- 2				
1- 6	0- 0	0- 0	AWAY	0- 1	0- 0	1- 5				
0- 2	0- 0	0- 0	NEUTRAL	0- 0	0- 1	0- 1				
3- 8	0- 0	0- 0	NON-CONFERENCE	0- 1	1- 1	2- 6				
2- 3	0- 0	0- 0	HOME	0- 1	1- 0	1- 2				
1- 3	0- 0	0- 0	AWAY	0- 0	0- 0	1- 3				
0- 2	0- 0	0- 0	NEUTRAL	0- 0	0- 1	0- 1				
0- 3	0- 0	0- 0	CONFERENCE	0- 1	0- 0	0- 2				
0- 0	0- 0	0- 0	HOME	0- 0	0- 0	0- 0				
0- 3	0- 0	0- 0	AWAY	0- 1	0- 0	0- 2				
0- 0	0- 0	0- 0	NEUTRAL	0- 0	0- 0	0- 0				

RPI 1-25			RPI 26-50			RPI 51-100			RPI 101+			Team's RPI: 321
RPI	S	Opponent	Score	RPI	S	Opponent	Score	RPI	S	Opponent	Score	
						78  Drexel	54  74	131  Campbell	58	55		
						89  Stony Brook	38  81	135 N Houston	44	 54		
								151 N Samford	45	 65		
								156  Cleveland St.	51	 61		
								182  Northeastern	51	 74		
								220  Howard	64	 73		
								242  Delaware	59	 80		
								257  Fairfield	64	 73		
								264  Sacred Heart	44	 71		
								296  Morgan St.	51	39		
								342  Hartford	43	41		
								346  LIU Brooklyn	46	 85		
LAST 10 Division I												
						78  Drexel	54  74	131  Campbell	58	55		
						242  Delaware	59  80	257  Fairfield	64	 73		
						182  Northeastern	51  74	296  Morgan St.	51	39		
						151 N Samford	45  65	346  LIU Brooklyn	46	 85		
						135 N Houston	44  54	220  Howard	64	 73		

Non-Div I Games:

Hofstra

 Loss,
  Non-Conf,
 S Site,
  Home
  Away
 N Neutral

Holy Cross

Through Games Of Jan. 13, 2020

Average RPI Win:	243	WON-LOST	WINNING	LAST 10	STRENGTH OF	OPP. STRENGTH	TEAM	ADJ.	CONF.	ADJ CONF.
Average RPI Loss:	115	RECORD	PCT. RANK	GAMES	SCHEDULE	OF SCHEDULE	RPI	RPI	RPI	RPI
DIV. I ONLY	10- 5	79	6-4	240	215	121	121	16	16	
DIV. I NON-CONF.	7- 4	100	3-3	233	242	105	105	16	16	
TOTALS	RPI 1-25	RPI 26-50	W-L RECORDS	RPI 51-100	RPI 101-150	RPI 150+				
10- 5	0- 0	0- 0	OVERALL	0- 2	1- 2	9- 1				
5- 1	0- 0	0- 0	HOME	0- 1	1- 0	4- 0				
5- 4	0- 0	0- 0	AWAY	0- 1	0- 2	5- 1				
0- 0	0- 0	0- 0	NEUTRAL	0- 0	0- 0	0- 0				
7- 4	0- 0	0- 0	NON-CONFERENCE	0- 1	1- 2	6- 1				
4- 0	0- 0	0- 0	HOME	0- 0	1- 0	3- 0				
3- 4	0- 0	0- 0	AWAY	0- 1	0- 2	3- 1				
0- 0	0- 0	0- 0	NEUTRAL	0- 0	0- 0	0- 0				
3- 1	0- 0	0- 0	CONFERENCE	0- 1	0- 0	3- 0				
1- 1	0- 0	0- 0	HOME	0- 1	0- 0	1- 0				
2- 0	0- 0	0- 0	AWAY	0- 0	0- 0	2- 0				
0- 0	0- 0	0- 0	NEUTRAL	0- 0	0- 0	0- 0				

RPI S	Opponent	Score	RPI S	Opponent	Score	RPI S	Opponent	Score	RPI S	Opponent	Score	Team's RPI: 121
						63	H Bucknell	40 51	105	H Boston College	80 71	
						79	A North Florida	60 80	118	A Massachusetts	72 75	
									126	A Illinois	75 78	
									177	H Merrimack	68 42	
									191	A Rhode Island	58 73	
									223	A Stetson	75 63	
									241	A Brown	83 71	
									250	H Lafayette	57 56	
									264	A Sacred Heart	65 52	
									269	A Navy	58 49	
									279	A Loyola Maryland	64 56	
									304	H New Hampshire	82 61	
									318	H Bryant	87 75	
LAST 10 Division I												
			63	H Bucknell	40 51		79	A North Florida	60 80			
			250	H Lafayette	57 56		304	H New Hampshire	82 61			
			269	A Navy	58 49		264	A Sacred Heart	65 52			
			279	A Loyola Maryland	64 56		118	A Massachusetts	72 75			
			223	A Stetson	75 63		191	A Rhode Island	58 73			

Non-Div I Games:

Holy Cross

Loss, Non-Conf, S Site, H Home A Away N Neutral

Average RPI Win:	230	WON-LOST	WINNING	LAST 10	STRENGTH OF	OPP. STRENGTH	TEAM	ADJ.	CONF.	ADJ CONF.
Average RPI Loss:	81	RECORD	PCT. RANK	GAMES	SCHEDULE	OF SCHEDULE	RPI	RPI	RPI	RPI
DIV. I ONLY	8- 9	190	4-6	59	107	135	135	8	8	
DIV. I NON-CONF.	7- 7	163	3-4	98	160	143	143	8	8	
TOTALS	RPI 1-25	RPI 26-50	W-L RECORDS	RPI 51-100	RPI 101-150	RPI 150+				
8- 9	0- 2	1- 2	OVERALL	0- 2	0- 1	7- 2				
6- 2	0- 0	1- 1	HOME	0- 1	0- 0	5- 0				
0- 5	0- 2	0- 1	AWAY	0- 0	0- 1	0- 1				
2- 2	0- 0	0- 0	NEUTRAL	0- 1	0- 0	2- 1				
7- 7	0- 1	1- 2	NON-CONFERENCE	0- 1	0- 1	6- 2				
5- 1	0- 0	1- 1	HOME	0- 0	0- 0	4- 0				
0- 4	0- 1	0- 1	AWAY	0- 0	0- 1	0- 1				
2- 2	0- 0	0- 0	NEUTRAL	0- 1	0- 0	2- 1				
1- 2	0- 1	0- 0	CONFERENCE	0- 1	0- 0	1- 0				
1- 1	0- 0	0- 0	HOME	0- 1	0- 0	1- 0				
0- 1	0- 1	0- 0	AWAY	0- 0	0- 0	0- 0				
0- 0	0- 0	0- 0	NEUTRAL	0- 0	0- 0	0- 0				

RPI 1-25				RPI 26-50				RPI 51-100				RPI 101+ Team's RPI: 135			
RPI	S	Opponent	Score	RPI	S	Opponent	Score	RPI	S	Opponent	Score	RPI	S	Opponent	Score
4	A	UConn	51 91	29	A	Georgia Tech	38 69	52	H	Temple	58 61	132	A	Fordham	54 63
19	A	Texas A&M	43 72	35	H	FGCU	45 57	68	N	Syracuse	62 87	171	A	New Mexico	71 81
				39	H	Oklahoma	85 69					179	H	Memphis	75 65
												198	H	Southern Miss.	75 60
												219	N	San Francisco	57 80
												237	H	Louisiana Tech	67 53
												261	H	Southeastern La.	78 65
												301	N	California Baptist	96 75
												307	H	Houston Baptist	82 60
												321	N	Hofstra	54 44
LAST 10 Division I															
4	A	UConn	51 91	198	H	Southern Miss.	75 60								
52	H	Temple	58 61	19	A	Texas A&M	43 72								
179	H	Memphis	75 65	237	H	Louisiana Tech	67 53								
132	A	Fordham	54 63	35	H	FGCU	45 57								
321	N	Hofstra	54 44	219	N	San Francisco	57 80								

Non-Div I Games:

Houston

Houston Baptist

Through Games Of Jan. 13, 2020

Average RPI Win:	294	WON-LOST	WINNING	LAST 10	STRENGTH OF	OPP. STRENGTH	TEAM	ADJ.	CONF.	ADJ CONF.
Average RPI Loss:	192	RECORD	PCT. RANK	GAMES	SCHEDULE	OF SCHEDULE	RPI	RPI	RPI	RPI
DIV. I ONLY	2- 10	318	2-8	260	316	307	307	25	25	
DIV. I NON-CONF.	2- 5	259	2-3	145	303	197	197	22	22	
TOTALS	RPI 1-25	RPI 26-50	W-L RECORDS	RPI 51-100	RPI 101-150	RPI 150+				
2- 10	0- 1	0- 0	OVERALL	0- 0	0- 3	2- 6				
0- 3	0- 0	0- 0	HOME	0- 0	0- 1	0- 2				
2- 7	0- 1	0- 0	AWAY	0- 0	0- 2	2- 4				
0- 0	0- 0	0- 0	NEUTRAL	0- 0	0- 0	0- 0				
2- 5	0- 1	0- 0	NON-CONFERENCE	0- 0	0- 2	2- 2				
0- 1	0- 0	0- 0	HOME	0- 0	0- 0	0- 1				
2- 4	0- 1	0- 0	AWAY	0- 0	0- 2	2- 1				
0- 0	0- 0	0- 0	NEUTRAL	0- 0	0- 0	0- 0				
0- 5	0- 0	0- 0	CONFERENCE	0- 0	0- 1	0- 4				
0- 2	0- 0	0- 0	HOME	0- 0	0- 1	0- 1				
0- 3	0- 0	0- 0	AWAY	0- 0	0- 0	0- 3				
0- 0	0- 0	0- 0	NEUTRAL	0- 0	0- 0	0- 0				

RPI 1-25				RPI 26-50				RPI 51-100				RPI 101+ Team's RPI: 307			
RPI	S	Opponent	Score	RPI	S	Opponent	Score	RPI	S	Opponent	Score	RPI	S	Opponent	Score
16	A	Baylor	42 112									135	A	Houston	60 82
												144	A	Wichita St.	42 59
												149	H	SFA	42 59
												189	A	Lamar University	53 60
												199	A	Texas Tech	51 59
												239	A	Oral Roberts	74 73
												240	H	Northern Ariz.	62 79
												246	A	Central Ark.	39 63
												261	H	Southeastern La.	59 69
												344	A	Northwestern St.	60 69
												349	A	La.-Monroe	72 65
LAST 10 Division I															
189	A	Lamar University	53 60	199	A	Texas Tech	51 59								
344	A	Northwestern St.	60 69	349	A	La.-Monroe	72 65								
246	A	Central Ark.	39 63	240	H	Northern Ariz.	62 79								
261	H	Southeastern La.	59 69	144	A	Wichita St.	42 59								
149	H	SFA	42 59	239	A	Oral Roberts	74 73								

Non-Div I Games: LSU-Shreveport 67 44 Paul Quinn 63 34

Houston Baptist

Loss, Non-Conf, S Site, H Home A Away N Neutral

Average RPI Win: 291	WON-LOST	WINNING	LAST 10	STRENGTH OF	OPP. STRENGTH	TEAM	ADJ.	CONF.	ADJ CONF.
Average RPI Loss: 120	RECORD	PCT. RANK	GAMES	SCHEDULE	OF SCHEDULE	RPI	RPI	RPI	RPI
DIV. I ONLY	10- 7	126	6-4	307	259	220	220	29	29
DIV. I NON-CONF.	8- 5	117	4-2	295	247	175	175	31	31
TOTALS	RPI 1-25	RPI 26-50	W-L RECORDS	RPI 51-100	RPI 101-150	RPI 150+			
10- 7	0- 0	0- 0	OVERALL	0- 4	0- 0	10- 3			
4- 3	0- 0	0- 0	HOME	0- 0	0- 0	4- 3			
6- 2	0- 0	0- 0	AWAY	0- 2	0- 0	6- 0			
0- 2	0- 0	0- 0	NEUTRAL	0- 2	0- 0	0- 0			
8- 5	0- 0	0- 0	NON-CONFERENCE	0- 4	0- 0	8- 1			
3- 1	0- 0	0- 0	HOME	0- 0	0- 0	3- 1			
5- 2	0- 0	0- 0	AWAY	0- 2	0- 0	5- 0			
0- 2	0- 0	0- 0	NEUTRAL	0- 2	0- 0	0- 0			
2- 2	0- 0	0- 0	CONFERENCE	0- 0	0- 0	2- 2			
1- 2	0- 0	0- 0	HOME	0- 0	0- 0	1- 2			
1- 0	0- 0	0- 0	AWAY	0- 0	0- 0	1- 0			
0- 0	0- 0	0- 0	NEUTRAL	0- 0	0- 0	0- 0			

RPI 1-25				RPI 26-50				RPI 51-100				RPI 101+				Team's RPI: 220	
RPI	S	Opponent	Score	RPI	S	Opponent	Score	RPI	S	Opponent	Score	RPI	S	Opponent	Score		
								63	N	Bucknell	60	70	157	H	Norfolk St.	80	83
								73	A	South Fla.	53	82	181	H	Bethune-Cookman	59	75
								74	A	Tennessee	38	88	192	A	George Mason	86	75
								83	N	Washington	58	75	206	H	La Salle	62	78
													247	H	Niagara	91	42
													253	A	East Carolina	67	51
													279	A	Loyola Maryland	75	69
													299	A	UMES	79	58
													312	A	UMBC	72	61
													321	A	Hofstra	73	64
													327	H	Saint Peter's	92	80
													334	H	Fairleigh Dickinson	64	56
													345	H	South Carolina St.	78	47
LAST 10 Division I																	
				345	H	South Carolina St.	78	47					192	A	George Mason	86	75
				157	H	Norfolk St.	80	83					253	A	East Carolina	67	51
				181	H	Bethune-Cookman	59	75					247	H	Niagara	91	42
				299	A	UMES	79	58					334	H	Fairleigh Dickinson	64	56
				74	A	Tennessee	38	88					83	N	Washington	58	75

Non-Div I Games:

Howard

IUPUI				STRENGTH OF SCHEDULE	OPP. STRENGTH OF SCHEDULE	TEAM RPI	ADJ. RPI	CONF. RPI	ADJ CONF. RPI
Average RPI Win:	168	WON-LOST RECORD	WINNING PCT. RANK						
Average RPI Loss:	90		LAST 10 GAMES						
DIV. I ONLY	10- 6	101	7-3	75	142	61	61	17	17
DIV. I NON-CONF.	5- 5	163	2-2	40	19	62	62	18	18

TOTALS	RPI 1-25	RPI 26-50	W-L RECORDS	RPI 51-100	RPI 101-150	RPI 150+			
10- 6	0- 0	0- 2	OVERALL	4- 2	1- 1	5- 1			
7- 0	0- 0	0- 0	HOME	2- 0	1- 0	4- 0			
1- 6	0- 0	0- 2	AWAY	0- 2	0- 1	1- 1			
2- 0	0- 0	0- 0	NEUTRAL	2- 0	0- 0	0- 0			
5- 5	0- 0	0- 2	NON-CONFERENCE	4- 2	0- 1	1- 0			
3- 0	0- 0	0- 0	HOME	2- 0	0- 0	1- 0			
0- 5	0- 0	0- 2	AWAY	0- 2	0- 1	0- 0			
2- 0	0- 0	0- 0	NEUTRAL	2- 0	0- 0	0- 0			
5- 1	0- 0	0- 0	CONFERENCE	0- 0	1- 0	4- 1			
4- 0	0- 0	0- 0	HOME	0- 0	1- 0	3- 0			
1- 1	0- 0	0- 0	AWAY	0- 0	0- 0	1- 1			
0- 0	0- 0	0- 0	NEUTRAL	0- 0	0- 0	0- 0			

RPI 1-25				RPI 26-50				RPI 51-100				Team's RPI: 61	RPI 101+			
RPI	S	Opponent	Score	RPI	S	Opponent	Score	RPI	S	Opponent	Score		RPI	S	Opponent	Score
				31	A	Miami (FL)	65 74	56	N	St. John's (NY)	85 78		133	A	Butler	61 64
				36	A	UNI	50 51	66	H	Ball St.	65 48		147	H	Wright St.	80 60
								77	A	UT Martin	51 57		156	A	Cleveland St.	78 53
								86	A	Ohio	64 70		179	A	Youngstown St.	73 75
								87	N	Elon	59 53		217	H	Northern Ky.	89 61
								93	H	Southern Ill.	81 78		263	H	Eastern Ky.	72 42
													270	H	Oakland	76 41
													325	H	Detroit Mercy	82 45

LAST 10 Division I																
				147	H	Wright St.	80 60	179	A	Youngstown St.	73 75					
				217	H	Northern Ky.	89 61	263	H	Eastern Ky.	72 42					
				325	H	Detroit Mercy	82 45	36	A	UNI	50 51					
				270	H	Oakland	76 41	86	A	Ohio	64 70					
				156	A	Cleveland St.	78 53	87	N	Elon	59 53					

Non-Div I Games: Ind.-Northwest 103 45

IUPUI

■ Loss,
 ■ Non-Conf, S Site,
 ■ Home
 ■ Away
 N Neutral

Idaho

Through Games Of Jan. 13, 2020

Average RPI Win:	238	WON-LOST	WINNING	LAST 10	STRENGTH OF	OPP. STRENGTH	TEAM	ADJ.	CONF.	ADJ CONF.
Average RPI Loss:	107	RECORD	PCT. RANK	GAMES	SCHEDULE	OF SCHEDULE	RPI	RPI	RPI	RPI
DIV. I ONLY	8- 5	113	6-4	201	184	120	120	20	20	
DIV. I NON-CONF.	5- 4	140	3-3	165	146	111	111	17	17	
TOTALS	RPI 1-25	RPI 26-50	W-L RECORDS	RPI 51-100	RPI 101-150	RPI 150+				
8- 5	0- 0	0- 2	OVERALL	0- 1	1- 0	7- 2				
4- 0	0- 0	0- 0	HOME	0- 0	0- 0	4- 0				
4- 3	0- 0	0- 1	AWAY	0- 1	1- 0	3- 1				
0- 2	0- 0	0- 1	NEUTRAL	0- 0	0- 0	0- 1				
5- 4	0- 0	0- 2	NON-CONFERENCE	0- 1	0- 0	5- 1				
2- 0	0- 0	0- 0	HOME	0- 0	0- 0	2- 0				
3- 2	0- 0	0- 1	AWAY	0- 1	0- 0	3- 0				
0- 2	0- 0	0- 1	NEUTRAL	0- 0	0- 0	0- 1				
3- 1	0- 0	0- 0	CONFERENCE	0- 0	1- 0	2- 1				
2- 0	0- 0	0- 0	HOME	0- 0	0- 0	2- 0				
1- 1	0- 0	0- 0	AWAY	0- 0	1- 0	0- 1				
0- 0	0- 0	0- 0	NEUTRAL	0- 0	0- 0	0- 0				

RPI 1-25				RPI 26-50				RPI 51-100				RPI 101+				Team's RPI: 120	
RPI	S	Opponent	Score	RPI	S	Opponent	Score	RPI	S	Opponent	Score	RPI	S	Opponent	Score		
				44	N	Old Dominion	55 67	73	A	South Fla.	64 67	111	A	Montana St.	69 68		
				45	A	Oklahoma St.	47 62					186	A	Portland St.	53 74		
												189	N	Lamar University	44 47		
												190	A	San Diego	65 32		
												200	H	Hawaii	67 52		
												219	A	San Francisco	66 60		
												259	H	Colorado St.	61 54		
												291	H	Idaho St.	62 56		
												298	H	Weber St.	70 50		
												337	A	Seattle U	90 84		
LAST 10 Division I																	
				111	A	Montana St.	69 68	73	A	South Fla.	64 67						
				186	A	Portland St.	53 74	190	A	San Diego	65 32						
				298	H	Weber St.	70 50	44	N	Old Dominion	55 67						
				291	H	Idaho St.	62 56	189	N	Lamar University	44 47						
				200	H	Hawaii	67 52	337	A	Seattle U	90 84						

Non-Div I Games:

Idaho

■ Loss,
 ■ Non-Conf,
 ■ S Site,
 ■ H Home
 ■ A Away
 N Neutral

RPI 1-25				RPI 26-50				RPI 51-100				RPI 101+				Team's RPI: 291	
RPI	S	Opponent	Score	RPI	S	Opponent	Score	RPI	S	Opponent	Score	RPI	S	Opponent	Score		
				38	A	Arizona St.	69 74					120	A	Idaho	56 62		
				40	A	Duke	66 85					145	A	Southern Utah	65 72		
				45	A	Oklahoma St.	52 70					240	H	Northern Ariz.	59 70		
												289	A	Eastern Wash.	67 47		
												292	A	Utah St.	61 69		
												301	H	California Baptist	68 74		
												337	H	Seattle U	73 48		
												339	A	Utah Valley	88 61		
												343	H	Sacramento St.	80 62		
LAST 10 Division I																	
				240	H	Northern Ariz.	59 70					292	A	Utah St.	61 69		
				145	A	Southern Utah	65 72					301	H	California Baptist	68 74		
				343	H	Sacramento St.	80 62					38	A	Arizona St.	69 74		
				289	A	Eastern Wash.	67 47					339	A	Utah Valley	88 61		
				120	A	Idaho	56 62					40	A	Duke	66 85		

Non-Div I Games:	Arizona Christian	93	36	Montana Tech	83	57
------------------	-------------------	----	----	--------------	----	----

Average RPI Win:	220	WON-LOST	WINNING	LAST 10	STRENGTH OF	OPP. STRENGTH	TEAM	ADJ.	CONF.	ADJ CONF.
Average RPI Loss:	35	RECORD	PCT. RANK	GAMES	SCHEDULE	OF SCHEDULE	RPI	RPI	RPI	RPI
DIV. I ONLY	10- 6	101	5-5	117	76	126	126	2	2	
DIV. I NON-CONF.	9- 2	40	4-1	314	234	154	154	2	2	
TOTALS	RPI 1-25	RPI 26-50	W-L RECORDS	RPI 51-100	RPI 101-150	RPI 150+				
10- 6	0- 4	0- 0	OVERALL	1- 2	2- 0	7- 0				
9- 3	0- 2	0- 0	HOME	1- 1	2- 0	6- 0				
1- 3	0- 2	0- 0	AWAY	0- 1	0- 0	1- 0				
0- 0	0- 0	0- 0	NEUTRAL	0- 0	0- 0	0- 0				
9- 2	0- 0	0- 0	NON-CONFERENCE	0- 2	2- 0	7- 0				
8- 1	0- 0	0- 0	HOME	0- 1	2- 0	6- 0				
1- 1	0- 0	0- 0	AWAY	0- 1	0- 0	1- 0				
0- 0	0- 0	0- 0	NEUTRAL	0- 0	0- 0	0- 0				
1- 4	0- 4	0- 0	CONFERENCE	1- 0	0- 0	0- 0				
1- 2	0- 2	0- 0	HOME	1- 0	0- 0	0- 0				
0- 2	0- 2	0- 0	AWAY	0- 0	0- 0	0- 0				
0- 0	0- 0	0- 0	NEUTRAL	0- 0	0- 0	0- 0				

RPI S	Opponent	Score	RPI S	Opponent	Score	RPI S	Opponent	Score	RPI S	Opponent	Score	Team's RPI: 126
9	A Indiana	42 83				57	H Minnesota	74 71	121	H Holy Cross	78 75	
10	A Iowa	72 108				69	A North Carolina	60 85	139	H Austin Peay	76 62	
15	H Northwestern	50 77				84	H Illinois St.	58 74	161	A Missouri	58 51	
25	H Rutgers	51 75							177	H Merrimack	75 72	
									254	H Ark.-Pine Bluff	65 50	
									302	H Presbyterian	71 52	
									318	H Bryant	69 55	
									326	H Evansville	59 44	
									348	H Chicago St.	96 66	
LAST 10 Division I												
57	H Minnesota	74 71	161	A Missouri	58 51							
25	H Rutgers	51 75	326	H Evansville	59 44							
9	A Indiana	42 83	177	H Merrimack	75 72							
10	A Iowa	72 108	69	A North Carolina	60 85							
15	H Northwestern	50 77	302	H Presbyterian	71 52							

Non-Div I Games:

Illinois

Average RPI Win:	212	WON-LOST	WINNING	LAST 10	STRENGTH OF	OPP. STRENGTH	TEAM	ADJ.	CONF.	ADJ CONF.
Average RPI Loss:	92	RECORD	PCT. RANK	GAMES	SCHEDULE	OF SCHEDULE	RPI	RPI	RPI	RPI
DIV. I ONLY	9- 4	69	7-3	188	173	84	84	7	7	
DIV. I NON-CONF.	7- 3	80	5-2	136	174	61	61	7	7	
TOTALS	RPI 1-25	RPI 26-50	W-L RECORDS	RPI 51-100	RPI 101-150	RPI 150+				
9- 4	0- 0	0- 1	OVERALL	1- 1	1- 2	7- 0				
7- 0	0- 0	0- 0	HOME	1- 0	0- 0	6- 0				
2- 4	0- 0	0- 1	AWAY	0- 1	1- 2	1- 0				
0- 0	0- 0	0- 0	NEUTRAL	0- 0	0- 0	0- 0				
7- 3	0- 0	0- 1	NON-CONFERENCE	1- 1	1- 1	5- 0				
5- 0	0- 0	0- 0	HOME	1- 0	0- 0	4- 0				
2- 3	0- 0	0- 1	AWAY	0- 1	1- 1	1- 0				
0- 0	0- 0	0- 0	NEUTRAL	0- 0	0- 0	0- 0				
2- 1	0- 0	0- 0	CONFERENCE	0- 0	0- 1	2- 0				
2- 0	0- 0	0- 0	HOME	0- 0	0- 0	2- 0				
0- 1	0- 0	0- 0	AWAY	0- 0	0- 1	0- 0				
0- 0	0- 0	0- 0	NEUTRAL	0- 0	0- 0	0- 0				

RPI S	Opponent	Score	RPI S	Opponent	Score	RPI S	Opponent	Score	RPI S	Opponent	Score
			32 A	Marquette	41 58	77 H	UT Martin	70 47	108 A	Bradley	61 76
						90 A	Saint Louis	56 61	126 A	Illinois	74 58
									139 A	Austin Peay	72 77
									167 A	North Dakota	66 58
									176 H	Jackson St.	77 55
									212 H	Northern Ill.	69 66
									233 H	Western Ill.	78 65
									274 H	Indiana St.	83 69
									315 H	SIUE	74 53
									326 H	Evansville	81 58
LAST 10 Division I											
			108 A	Bradley	61 76	315 H	SIUE	74 53			
			326 H	Evansville	81 58	90 A	Saint Louis	56 61			
			274 H	Indiana St.	83 69	233 H	Western Ill.	78 65			
			139 A	Austin Peay	72 77	77 H	UT Martin	70 47			
			176 H	Jackson St.	77 55	167 A	North Dakota	66 58			

Non-Div I Games: Truman 87 60

Illinois St.

Average RPI Win:	314	WON-LOST	WINNING	LAST 10	STRENGTH OF	OPP. STRENGTH	TEAM	ADJ.	CONF.	ADJ CONF.
Average RPI Loss:	204	RECORD	PCT. RANK	GAMES	SCHEDULE	OF SCHEDULE	RPI	RPI	RPI	RPI
DIV. I ONLY	2- 7	300	2-7	347	224	338	338	25	25	
DIV. I NON-CONF.	0- 5	338	0-5	303	252	348	348	22	22	
TOTALS	RPI 1-25	RPI 26-50	W-L RECORDS	RPI 51-100	RPI 101-150	RPI 150+				
2- 7	0- 0	0- 0	OVERALL	0- 1	0- 1	2- 5				
1- 3	0- 0	0- 0	HOME	0- 0	0- 1	1- 2				
1- 4	0- 0	0- 0	AWAY	0- 1	0- 0	1- 3				
0- 0	0- 0	0- 0	NEUTRAL	0- 0	0- 0	0- 0				
0- 5	0- 0	0- 0	NON-CONFERENCE	0- 1	0- 0	0- 4				
0- 1	0- 0	0- 0	HOME	0- 0	0- 0	0- 1				
0- 4	0- 0	0- 0	AWAY	0- 1	0- 0	0- 3				
0- 0	0- 0	0- 0	NEUTRAL	0- 0	0- 0	0- 0				
2- 2	0- 0	0- 0	CONFERENCE	0- 0	0- 1	2- 1				
1- 2	0- 0	0- 0	HOME	0- 0	0- 1	1- 1				
1- 0	0- 0	0- 0	AWAY	0- 0	0- 0	1- 0				
0- 0	0- 0	0- 0	NEUTRAL	0- 0	0- 0	0- 0				

RPI S	Opponent	Score	RPI S	Opponent	Score	RPI S	Opponent	Score	RPI S	Opponent	Score	Team's RPI: 338
						86 A	Ohio	41 78	101 H	New Orleans	55 67	
									155 A	Kansas St.	41 85	
									246 H	Central Ark.	37 47	
									259 A	Colorado St.	47 75	
									282 H	San Diego St.	48 57	
									284 H	Nicholls St.	53 51	
									297 A	UTSA	56 63	
									344 A	Northwestern St.	69 67	
LAST 10 Division I												
			101 H	New Orleans	55 67		155 A	Kansas St.	41 85			
			344 A	Northwestern St.	69 67		259 A	Colorado St.	47 75			
			284 H	Nicholls St.	53 51		86 A	Ohio	41 78			
			282 H	San Diego St.	48 57		297 A	UTSA	56 63			
			246 H	Central Ark.	37 47							

Non-Div I Games: Schreiner 70 35 Tex. A&M Int'l 55 38 Paul Quinn 79 62 UNKNOWN 74 52 Incarnate Word

Indiana

Through Games Of Jan. 13, 2020

Average RPI Win:	111	WON-LOST	WINNING	LAST 10	STRENGTH OF	OPP. STRENGTH	TEAM	ADJ.	CONF.	ADJ CONF.
Average RPI Loss:	11	RECORD	PCT. RANK	GAMES	SCHEDULE	OF SCHEDULE	RPI	RPI	RPI	RPI
DIV. I ONLY	14- 3	29	8-2	7	12	9	9	2	2	
DIV. I NON-CONF.	10- 2	31	4-1	11	21	8	8	2	2	
TOTALS	RPI 1-25	RPI 26-50	W-L RECORDS	RPI 51-100	RPI 101-150	RPI 150+				
14- 3	2- 3	2- 0	OVERALL	3- 0	3- 0	4- 0				
8- 1	0- 1	1- 0	HOME	2- 0	1- 0	4- 0				
4- 1	1- 1	1- 0	AWAY	0- 0	2- 0	0- 0				
2- 1	1- 1	0- 0	NEUTRAL	1- 0	0- 0	0- 0				
10- 2	1- 2	1- 0	NON-CONFERENCE	2- 0	2- 0	4- 0				
5- 1	0- 1	0- 0	HOME	1- 0	0- 0	4- 0				
3- 0	0- 0	1- 0	AWAY	0- 0	2- 0	0- 0				
2- 1	1- 1	0- 0	NEUTRAL	1- 0	0- 0	0- 0				
4- 1	1- 1	1- 0	CONFERENCE	1- 0	1- 0	0- 0				
3- 0	0- 0	1- 0	HOME	1- 0	1- 0	0- 0				
1- 1	1- 1	0- 0	AWAY	0- 0	0- 0	0- 0				
0- 0	0- 0	0- 0	NEUTRAL	0- 0	0- 0	0- 0				

RPI	S	Opponent	Score	RPI	S	Opponent	Score	RPI	S	Opponent	Score	RPI	S	Opponent	Score
2	N	South Carolina	71 57	27	H	Purdue	66 48	53	N	Washington St.	78 44	126	H	Illinois	83 42
6	H	UCLA	58 68	31	A	Miami (FL)	58 45	79	H	North Florida	72 45	130	A	Florida	73 49
10	A	Iowa	85 91					95	H	Michigan St.	79 67	133	A	Butler	64 53
16	N	Baylor	62 77									176	H	Jackson St.	91 51
25	A	Rutgers	66 56									179	H	Youngstown St.	93 56
												214	H	Mt. St. Mary's	75 52
												284	H	Nicholls St.	111 47
LAST 10 Division I															
27	H	Purdue	66 48	10	A	Iowa	85 91	179	H	Youngstown St.	93 56	133	A	Butler	64 53
126	H	Illinois	83 42					79	H	North Florida	72 45	31	A	Miami (FL)	58 45
25	A	Rutgers	66 56												
95	H	Michigan St.	79 67												
6	H	UCLA	58 68												

Non-Div I Games:

Indiana

■ Loss,
■ Non-Conf, S Site,
■ Home
■ Away
N Neutral

Average RPI Win:	288	WON-LOST	WINNING	LAST 10	STRENGTH OF	OPP. STRENGTH	TEAM	ADJ.	CONF.	ADJ CONF.
Average RPI Loss:	152	RECORD	PCT. RANK	GAMES	SCHEDULE	OF SCHEDULE	RPI	RPI	RPI	RPI
DIV. I ONLY	2- 14	331	0-10	73	335	274	274	7	7	
DIV. I NON-CONF.	2- 10	313	0-6	175	329	299	299	7	7	
TOTALS	RPI 1-25	RPI 26-50	W-L RECORDS	RPI 51-100	RPI 101-150	RPI 150+				
2- 14	0- 0	0- 1	OVERALL	0- 4	0- 2	2- 7				
0- 6	0- 0	0- 0	HOME	0- 1	0- 1	0- 4				
2- 7	0- 0	0- 1	AWAY	0- 3	0- 1	2- 2				
0- 1	0- 0	0- 0	NEUTRAL	0- 0	0- 0	0- 1				
2- 10	0- 0	0- 1	NON-CONFERENCE	0- 3	0- 0	2- 6				
0- 4	0- 0	0- 0	HOME	0- 1	0- 0	0- 3				
2- 5	0- 0	0- 1	AWAY	0- 2	0- 0	2- 2				
0- 1	0- 0	0- 0	NEUTRAL	0- 0	0- 0	0- 1				
0- 4	0- 0	0- 0	CONFERENCE	0- 1	0- 2	0- 1				
0- 2	0- 0	0- 0	HOME	0- 0	0- 1	0- 1				
0- 2	0- 0	0- 0	AWAY	0- 1	0- 1	0- 0				
0- 0	0- 0	0- 0	NEUTRAL	0- 0	0- 0	0- 0				

RPI S	Opponent	Score	RPI S	Opponent	Score	RPI S	Opponent	Score	RPI S	Opponent	Score	Team's RPI: 274
			41 A	Colorado	46 59	59 A	Kansas	72 84	108 A	Bradley	75 91	
						65 A	Pacific	66 83	115 H	Loyola Chicago	51 58	
						84 A	Illinois St.	69 83	174 H	Valparaiso	56 75	
						90 H	Saint Louis	53 55	193 H	Southeast Mo. St.	58 68	
									216 A	Murray St.	62 70	
									217 H	Northern Ky.	68 70	
									233 A	Western Ill.	72 83	
									243 A	Eastern Ill.	59 57	
									252 N	CSUN	59 67	
									281 H	Marshall	60 72	
									332 A	UIC	61 40	
LAST 10 Division I												
			174 H	Valparaiso	56 75	115 H	Loyola Chicago	51 58				
			108 A	Bradley	75 91	217 H	Northern Ky.	68 70				
			84 A	Illinois St.	69 83	216 A	Murray St.	62 70				
			90 H	Saint Louis	53 55	281 H	Marshall	60 72				
			193 H	Southeast Mo. St.	58 68	252 N	CSUN	59 67				

Non-Div I Games:

Indiana St.

■ Loss,
 ■ Non-Conf,
 S Site,
 ■ Home
 ■ Away
 N Neutral

Average RPI Win:	247	WON-LOST	WINNING	LAST 10	STRENGTH OF	OPP. STRENGTH	TEAM	ADJ.	CONF.	ADJ CONF.
Average RPI Loss:	103	RECORD	PCT. RANK	GAMES	SCHEDULE	OF SCHEDULE	RPI	RPI	RPI	RPI
DIV. I ONLY	3- 9	291	2-8	17	253	158	158	24	24	
DIV. I NON-CONF.	1- 8	322	0-7	8	239	182	182	24	24	
TOTALS	RPI 1-25	RPI 26-50	W-L RECORDS	RPI 51-100	RPI 101-150	RPI 150+				
3- 9	0- 0	0- 1	OVERALL	0- 3	0- 4	3- 1				
0- 4	0- 0	0- 0	HOME	0- 1	0- 3	0- 0				
3- 3	0- 0	0- 1	AWAY	0- 1	0- 1	3- 0				
0- 2	0- 0	0- 0	NEUTRAL	0- 1	0- 0	0- 1				
1- 8	0- 0	0- 1	NON-CONFERENCE	0- 3	0- 3	1- 1				
0- 3	0- 0	0- 0	HOME	0- 1	0- 2	0- 0				
1- 3	0- 0	0- 1	AWAY	0- 1	0- 1	1- 0				
0- 2	0- 0	0- 0	NEUTRAL	0- 1	0- 0	0- 1				
2- 1	0- 0	0- 0	CONFERENCE	0- 0	0- 1	2- 0				
0- 1	0- 0	0- 0	HOME	0- 0	0- 1	0- 0				
2- 0	0- 0	0- 0	AWAY	0- 0	0- 0	2- 0				
0- 0	0- 0	0- 0	NEUTRAL	0- 0	0- 0	0- 0				

RPI 1-25				RPI 26-50				RPI 51-100				RPI 101+				Team's RPI: 158	
RPI	S	Opponent	Score	RPI	S	Opponent	Score	RPI	S	Opponent	Score	RPI	S	Opponent	Score		
				28	A	Central Mich.	50 70	62	H	Seton Hall	37 89	107	H	Duquesne	74 76		
								83	N	Washington	34 65	109	A	Penn	42 74		
								89	A	Stony Brook	40 59	118	H	Massachusetts	51 65		
												123	H	Rider	37 81		
												207	A	Quinnipiac	75 71		
												208	N	Towson	58 75		
												255	A	Winthrop	68 61		
												280	A	Monmouth	36 33		
LAST 10 Division I																	
				123	H	Rider	37 81	280	A	Monmouth	36 33						
				207	A	Quinnipiac	75 71	208	N	Towson	58 75						
				118	H	Massachusetts	51 65	83	N	Washington	34 65						
				62	H	Seton Hall	37 89	89	A	Stony Brook	40 59						
				28	A	Central Mich.	50 70	109	A	Penn	42 74						

Non-Div I Games:

Iona

Average RPI Win: 113	WON-LOST	WINNING	LAST 10	STRENGTH OF	OPP. STRENGTH	TEAM	ADJ.	CONF.	ADJ CONF.
Average RPI Loss: 58	RECORD	PCT. RANK	GAMES	SCHEDULE	OF SCHEDULE	RPI	RPI	RPI	RPI
DIV. I ONLY	13- 3	32	8-2	6	58	10	10	2	2
DIV. I NON-CONF.	9- 2	40	4-1	27	102	15	15	2	2
TOTALS	RPI 1-25	RPI 26-50	W-L RECORDS	RPI 51-100	RPI 101-150	RPI 150+			
13- 3	5- 0	0- 1	OVERALL	1- 2	2- 0	5- 0			
9- 0	4- 0	0- 0	HOME	0- 0	1- 0	4- 0			
2- 2	1- 0	0- 1	AWAY	1- 1	0- 0	0- 0			
2- 1	0- 0	0- 0	NEUTRAL	0- 1	1- 0	1- 0			
9- 2	2- 0	0- 1	NON-CONFERENCE	1- 1	1- 0	5- 0			
6- 0	2- 0	0- 0	HOME	0- 0	0- 0	4- 0			
1- 1	0- 0	0- 1	AWAY	1- 0	0- 0	0- 0			
2- 1	0- 0	0- 0	NEUTRAL	0- 1	1- 0	1- 0			
4- 1	3- 0	0- 0	CONFERENCE	0- 1	1- 0	0- 0			
3- 0	2- 0	0- 0	HOME	0- 0	1- 0	0- 0			
1- 1	1- 0	0- 0	AWAY	0- 1	0- 0	0- 0			
0- 0	0- 0	0- 0	NEUTRAL	0- 0	0- 0	0- 0			

RPI	S	Opponent	Score	RPI	S	Opponent	Score	RPI	S	Opponent	Score	RPI	S	Opponent	Score
9	H	Indiana	91 85	36	A	UNI	66 88	55	A	Nebraska	69 78	113	N	Cincinnati	69 61
15	A	Northwestern	77 51					82	A	Iowa St.	75 69	126	H	Illinois	108 72
20	H	Princeton	77 75					83	N	Washington	63 70	168	H	Clemson	74 60
23	H	Drake	79 67									169	H	North Ala.	86 81
24	H	Maryland	66 61									188	H	Fla. Atlantic	85 53
												208	N	Towson	100 72
												324	H	N.C. Central	102 50
LAST 10 Division I															
24	H	Maryland	66 61	9	H	Indiana	91 85	324	H	N.C. Central	102 50	82	A	Iowa St.	75 69
15	A	Northwestern	77 51					168	H	Clemson	74 60	83	N	Washington	63 70
126	H	Illinois	108 72												
55	A	Nebraska	69 78												
23	H	Drake	79 67												

Non-Div I Games:

Iowa

■ Loss,
 ■ Non-Conf,
 ■ S Site,
 ■ H Home
 ■ A Away
 N Neutral

Average RPI Win:	180	WON-LOST	WINNING	LAST 10	STRENGTH OF	OPP. STRENGTH	TEAM	ADJ.	CONF.	ADJ CONF.
Average RPI Loss:	35	RECORD	PCT. RANK	GAMES	SCHEDULE	OF SCHEDULE	RPI	RPI	RPI	RPI
DIV. I ONLY	9- 5	94	6-4	88	66	82	82	4	4	
DIV. I NON-CONF.	8- 3	68	5-2	160	56	91	91	4	4	
TOTALS	RPI 1-25	RPI 26-50	W-L RECORDS	RPI 51-100	RPI 101-150	RPI 150+				
9- 5	0- 2	0- 2	OVERALL	2- 1	2- 0	5- 0				
6- 3	0- 1	0- 1	HOME	1- 1	2- 0	3- 0				
3- 2	0- 1	0- 1	AWAY	1- 0	0- 0	2- 0				
0- 0	0- 0	0- 0	NEUTRAL	0- 0	0- 0	0- 0				
8- 3	0- 2	0- 1	NON-CONFERENCE	2- 0	2- 0	4- 0				
6- 2	0- 1	0- 1	HOME	1- 0	2- 0	3- 0				
2- 1	0- 1	0- 0	AWAY	1- 0	0- 0	1- 0				
0- 0	0- 0	0- 0	NEUTRAL	0- 0	0- 0	0- 0				
1- 2	0- 0	0- 1	CONFERENCE	0- 1	0- 0	1- 0				
0- 1	0- 0	0- 0	HOME	0- 1	0- 0	0- 0				
1- 1	0- 0	0- 1	AWAY	0- 0	0- 0	1- 0				
0- 0	0- 0	0- 0	NEUTRAL	0- 0	0- 0	0- 0				

RPI	S	Opponent	Score	RPI	S	Opponent	Score	RPI	S	Opponent	Score	RPI	S	Opponent	Score
10	H	Iowa	69 75	36	H	UNI	63 71	67	H	Texas	75 81	101	H	New Orleans	71 53
23	A	Drake	81 86	39	A	Oklahoma	72 81	75	A	Alabama	75 66	147	H	Wright St.	79 71
								96	H	Texas Southern	79 59	169	H	North Ala.	80 72
												199	A	Texas Tech	96 66
												254	H	Ark.-Pine Bluff	90 40
												258	H	Southern U.	69 36
												319	A	North Dakota St.	86 58
LAST 10 Division I															
67	H	Texas	75 81	39	A	Oklahoma	72 81	10	H	Iowa	69 75	101	H	New Orleans	71 53
199	A	Texas Tech	96 66	10	H	Iowa	69 75	75	A	Alabama	75 66	147	H	Wright St.	79 71
169	H	North Ala.	80 72	75	A	Alabama	75 66	96	H	Texas Southern	79 59	169	H	North Ala.	80 72
36	H	UNI	63 71	101	H	New Orleans	71 53	199	A	Texas Tech	96 66	254	H	Ark.-Pine Bluff	90 40
147	H	Wright St.	79 71	254	H	Ark.-Pine Bluff	90 40	258	H	Southern U.	69 36	319	A	North Dakota St.	86 58

Non-Div I Games:

Iowa St.

Average RPI Win:	273	WON-LOST	WINNING	LAST 10	STRENGTH OF	OPP. STRENGTH	TEAM	ADJ.	CONF.	ADJ CONF.
Average RPI Loss:	113	RECORD	PCT. RANK	GAMES	SCHEDULE	OF SCHEDULE	RPI	RPI	RPI	RPI
DIV. I ONLY	6- 8	212	5-5	196	179	176	176	31	31	
DIV. I NON-CONF.	2- 8	295	1-5	75	74	202	202	28	28	
TOTALS	RPI 1-25	RPI 26-50	W-L RECORDS	RPI 51-100	RPI 101-150	RPI 150+				
6- 8	0- 2	0- 1	OVERALL	0- 1	1- 1	5- 3				
3- 1	0- 1	0- 0	HOME	0- 0	1- 0	2- 0				
3- 7	0- 1	0- 1	AWAY	0- 1	0- 1	3- 3				
0- 0	0- 0	0- 0	NEUTRAL	0- 0	0- 0	0- 0				
2- 8	0- 2	0- 1	NON-CONFERENCE	0- 1	1- 1	1- 3				
1- 1	0- 1	0- 0	HOME	0- 0	1- 0	0- 0				
1- 7	0- 1	0- 1	AWAY	0- 1	0- 1	1- 3				
0- 0	0- 0	0- 0	NEUTRAL	0- 0	0- 0	0- 0				
4- 0	0- 0	0- 0	CONFERENCE	0- 0	0- 0	4- 0				
2- 0	0- 0	0- 0	HOME	0- 0	0- 0	2- 0				
2- 0	0- 0	0- 0	AWAY	0- 0	0- 0	2- 0				
0- 0	0- 0	0- 0	NEUTRAL	0- 0	0- 0	0- 0				

RPI 1-25				RPI 26-50				RPI 51-100				RPI 101+ Team's RPI: 176			
RPI	S	Opponent	Score	RPI	S	Opponent	Score	RPI	S	Opponent	Score	RPI	S	Opponent	Score
9	A	Indiana	51 91	31	A	Miami (FL)	68 83	84	A	Illinois St.	55 77	108	A	Bradley	69 78
13	H	Mississippi St.	53 92									128	H	Louisiana	65 54
												152	A	Tulane	46 82
												246	A	Central Ark.	54 57
												258	A	Southern U.	72 51
												261	A	Southeastern La.	59 63
												276	H	Alabama A&M	67 53
												305	H	Alabama St.	94 62
												329	A	Alcorn	83 67
												344	A	Northwestern St.	66 49
LAST 10 Division I															
329	A	Alcorn	83 67	258	A	Southern U.	72 51	108	A	Bradley	69 78				
276	H	Alabama A&M	67 53	261	A	Southeastern La.	59 63	246	A	Central Ark.	54 57				
305	H	Alabama St.	94 62	13	H	Mississippi St.	53 92								
128	H	Louisiana	65 54												
84	A	Illinois St.	55 77												

Non-Div I Games:

Jackson St.

Jacksonville

Through Games Of Jan. 13, 2020

Average RPI Win:	318	WON-LOST	WINNING	LAST 10	STRENGTH OF	OPP. STRENGTH	TEAM	ADJ.	CONF.	ADJ CONF.
Average RPI Loss:	105	RECORD	PCT. RANK	GAMES	SCHEDULE	OF SCHEDULE	RPI	RPI	RPI	RPI
DIV. I ONLY	7- 7	169	6-4	265	276	215	215	15	15	
DIV. I NON-CONF.	6- 5	151	5-2	283	275	209	209	14	14	
TOTALS	RPI 1-25	RPI 26-50	W-L RECORDS	RPI 51-100	RPI 101-150	RPI 150+				
7- 7	0- 1	0- 1	OVERALL	0- 2	0- 0	7- 3				
4- 2	0- 0	0- 0	HOME	0- 0	0- 0	4- 2				
3- 5	0- 1	0- 1	AWAY	0- 2	0- 0	3- 1				
0- 0	0- 0	0- 0	NEUTRAL	0- 0	0- 0	0- 0				
6- 5	0- 1	0- 1	NON-CONFERENCE	0- 1	0- 0	6- 2				
3- 2	0- 0	0- 0	HOME	0- 0	0- 0	3- 2				
3- 3	0- 1	0- 1	AWAY	0- 1	0- 0	3- 0				
0- 0	0- 0	0- 0	NEUTRAL	0- 0	0- 0	0- 0				
1- 2	0- 0	0- 0	CONFERENCE	0- 1	0- 0	1- 1				
1- 0	0- 0	0- 0	HOME	0- 0	0- 0	1- 0				
0- 2	0- 0	0- 0	AWAY	0- 1	0- 0	0- 1				
0- 0	0- 0	0- 0	NEUTRAL	0- 0	0- 0	0- 0				

RPI S	Opponent	Score	RPI S	Opponent	Score	RPI S	Opponent	Score	RPI S	Opponent	Score	Team's RPI: 215
17	A Florida St.	41 75	41	A Colorado	44 66	73	A South Fla.	39 70	157	H Norfolk St.	64 71	
						100	A Liberty	76 85	169	A North Ala.	65 76	
									181	H Bethune-Cookman	52 53	
									284	H Nicholls St.	72 55	
									310	A Jacksonville St.	55 40	
									311	H FIU	77 52	
									316	A Mercer	87 83	
									317	H NJIT	88 67	
									336	H USC Upstate	87 43	
									350	A Florida A&M	88 54	
LAST 10 Division I												
100	A Liberty	76 85	317	H NJIT	88 67							
169	A North Ala.	65 76	311	H FIU	77 52							
316	A Mercer	87 83	181	H Bethune-Cookman	52 53							
310	A Jacksonville St.	55 40	157	H Norfolk St.	64 71							
350	A Florida A&M	88 54	284	H Nicholls St.	72 55							

Non-Div I Games: Thomas (GA) 94 36 Johnson (FL) 114 35

Jacksonville

Loss, Non-Conf, S Site, H Home A Away N Neutral

Jacksonville St.

Through Games Of Jan. 13, 2020

Average RPI Win:	274	WON-LOST	WINNING	LAST 10	STRENGTH OF	OPP. STRENGTH	TEAM	ADJ.	CONF.	ADJ CONF.
Average RPI Loss:	190	RECORD	PCT. RANK	GAMES	SCHEDULE	OF SCHEDULE	RPI	RPI	RPI	RPI
DIV. I ONLY	4- 9	266	2-8	300	277	310	310	21	21	
DIV. I NON-CONF.	2- 7	288	0-6	313	289	337	337	23	23	
TOTALS	RPI 1-25	RPI 26-50	W-L RECORDS	RPI 51-100	RPI 101-150	RPI 150+				
4- 9	0- 0	0- 0	OVERALL	0- 2	0- 1	4- 6				
3- 2	0- 0	0- 0	HOME	0- 0	0- 1	3- 1				
1- 5	0- 0	0- 0	AWAY	0- 2	0- 0	1- 3				
0- 2	0- 0	0- 0	NEUTRAL	0- 0	0- 0	0- 2				
2- 7	0- 0	0- 0	NON-CONFERENCE	0- 2	0- 0	2- 5				
2- 1	0- 0	0- 0	HOME	0- 0	0- 0	2- 1				
0- 4	0- 0	0- 0	AWAY	0- 2	0- 0	0- 2				
0- 2	0- 0	0- 0	NEUTRAL	0- 0	0- 0	0- 2				
2- 2	0- 0	0- 0	CONFERENCE	0- 0	0- 1	2- 1				
1- 1	0- 0	0- 0	HOME	0- 0	0- 1	1- 0				
1- 1	0- 0	0- 0	AWAY	0- 0	0- 0	1- 1				
0- 0	0- 0	0- 0	NEUTRAL	0- 0	0- 0	0- 0				

RPI 1-25			RPI 26-50			RPI 51-100			RPI 101+			Team's RPI: 310
RPI	S	Opponent	Score	RPI	S	Opponent	Score	RPI	S	Opponent	Score	
						54 A Vanderbilt	66 88	139 H Austin Peay			57 63	
						70 A Troy	64 94	153 A Auburn			53 62	
								215 H Jacksonville			40 55	
								216 H Murray St.			68 51	
								217 N Northern Ky.			63 66	
								263 A Eastern Ky.			43 33	
								267 H Lipscomb			65 63	
								270 N Oakland			55 61	
								283 A Morehead St.			48 67	
								305 A Alabama St.			63 68	
								350 H Florida A&M			72 67	
LAST 10 Division I												
216	H	Murray St.	68 51	139	H	Austin Peay	57 63					
263	A	Eastern Ky.	43 33	270	N	Oakland	55 61					
283	A	Morehead St.	48 67	217	N	Northern Ky.	63 66					
153	A	Auburn	53 62	305	A	Alabama St.	63 68					
215	H	Jacksonville	40 55	70	A	Troy	64 94					

Non-Div I Games: Clark Atlanta 75 46 Fort Valley St. 87 65

Jacksonville St.

Loss, Non-Conf, S Site, H Home A Away N Neutral

Average RPI Win:	142	WON-LOST	WINNING	LAST 10	STRENGTH OF	OPP. STRENGTH	TEAM	ADJ.	CONF.	ADJ CONF.
Average RPI Loss:	86	RECORD	PCT. RANK	GAMES	SCHEDULE	OF SCHEDULE	RPI	RPI	RPI	RPI
DIV. I ONLY	11- 3	43	8-2	108	42	43	43	14	14	
DIV. I NON-CONF.	9- 2	40	6-1	119	17	36	36	13	13	
TOTALS	RPI 1-25	RPI 26-50	W-L RECORDS	RPI 51-100	RPI 101-150	RPI 150+				
11- 3	0- 1	0- 1	OVERALL	5- 0	2- 0	4- 1				
7- 1	0- 1	0- 0	HOME	3- 0	1- 0	3- 0				
3- 2	0- 0	0- 1	AWAY	1- 0	1- 0	1- 1				
1- 0	0- 0	0- 0	NEUTRAL	1- 0	0- 0	0- 0				
9- 2	0- 1	0- 1	NON-CONFERENCE	4- 0	1- 0	4- 0				
5- 1	0- 1	0- 0	HOME	2- 0	0- 0	3- 0				
3- 1	0- 0	0- 1	AWAY	1- 0	1- 0	1- 0				
1- 0	0- 0	0- 0	NEUTRAL	1- 0	0- 0	0- 0				
2- 1	0- 0	0- 0	CONFERENCE	1- 0	1- 0	0- 1				
2- 0	0- 0	0- 0	HOME	1- 0	1- 0	0- 0				
0- 1	0- 0	0- 0	AWAY	0- 0	0- 0	0- 1				
0- 0	0- 0	0- 0	NEUTRAL	0- 0	0- 0	0- 0				

RPI 1-25				RPI 26-50				Team's RPI: 43				RPI 51-100				RPI 101+			
RPI	S	Opponent	Score	RPI	S	Opponent	Score	RPI	S	Opponent	Score	RPI	S	Opponent	Score	RPI	S	Opponent	Score
24	H	Maryland	68 70	26	A	Virginia	49 55	56	H	St. John's (NY)	76 73	136	A	George Washington	69 50				
								64	N	UCF	46 43	150	H	William & Mary	84 70				
								87	H	Elon	61 48	163	H	Robert Morris	59 32				
								88	A	Villanova	56 52	208	A	Towson	75 76				
								100	H	Liberty	76 53	234	H	Longwood	93 53				
												238	A	Georgetown	66 59				
												245	H	Delaware St.	83 64				
LAST 10 Division I																			
				87	H	Elon	61 48	208	A	Towson	75 76								
				150	H	William & Mary	84 70	64	N	UCF	46 43								
				163	H	Robert Morris	59 32	26	A	Virginia	49 55								
				136	A	George Washington	69 50	100	H	Liberty	76 53								
				245	H	Delaware St.	83 64	238	A	Georgetown	66 59								

Non-Div I Games:

James Madison

■ Loss,
 ■ Non-Conf, S Site,
 ■ Home
 ■ Away
 N Neutral

Kansas

Through Games Of Jan. 13, 2020

Average RPI Win:	211	WON-LOST	WINNING	LAST 10	STRENGTH OF	OPP. STRENGTH	TEAM	ADJ.	CONF.	ADJ CONF.
Average RPI Loss:	33	RECORD	PCT. RANK	GAMES	SCHEDULE	OF SCHEDULE	RPI	RPI	RPI	RPI
DIV. I ONLY	11- 3	43	7-3	149	109	59	59	4	4	
DIV. I NON-CONF.	11- 0	1	7-0	278	202	47	47	4	4	
TOTALS	RPI 1-25	RPI 26-50	W-L RECORDS	RPI 51-100	RPI 101-150	RPI 150+				
11- 3	0- 1	0- 2	OVERALL	1- 0	3- 0	7- 0				
8- 1	0- 1	0- 0	HOME	0- 0	2- 0	6- 0				
2- 2	0- 0	0- 2	AWAY	1- 0	0- 0	1- 0				
1- 0	0- 0	0- 0	NEUTRAL	0- 0	1- 0	0- 0				
11- 0	0- 0	0- 0	NON-CONFERENCE	1- 0	3- 0	7- 0				
8- 0	0- 0	0- 0	HOME	0- 0	2- 0	6- 0				
2- 0	0- 0	0- 0	AWAY	1- 0	0- 0	1- 0				
1- 0	0- 0	0- 0	NEUTRAL	0- 0	1- 0	0- 0				
0- 3	0- 1	0- 2	CONFERENCE	0- 0	0- 0	0- 0				
0- 1	0- 1	0- 0	HOME	0- 0	0- 0	0- 0				
0- 2	0- 0	0- 2	AWAY	0- 0	0- 0	0- 0				
0- 0	0- 0	0- 0	NEUTRAL	0- 0	0- 0	0- 0				

RPI	S	Opponent	Score	RPI	S	Opponent	Score	RPI	S	Opponent	Score	RPI	S	Opponent	Score
22	H	West Virginia	49 68	33	A	TCU	59 73	90	A	Saint Louis	68 60	129	H	Saint Mary's (CA)	86 81
				45	A	Oklahoma St.	49 67					130	H	Florida	76 66
												147	N	Wright St.	74 63
												188	A	Fla. Atlantic	90 60
												226	H	UMass Lowell	79 44
												248	H	Omaha	63 48
												260	H	Texas St.	68 48
												274	H	Indiana St.	84 72
												293	H	Wofford	83 64
												332	H	UIC	91 50
LAST 10 Division I															
22	H	West Virginia	49 68	33	A	TCU	59 73	130	H	Florida	76 66	188	A	Fla. Atlantic	90 60
45	A	Oklahoma St.	49 67	90	A	Saint Louis	68 60	147	N	Wright St.	74 63	260	H	Texas St.	68 48
293	H	Wofford	83 64	129	H	Saint Mary's (CA)	86 81								

Non-Div I Games:

Kansas

■ Loss,
 ■ Non-Conf, S Site,
 ■ Home
 ■ Away
 N Neutral

Average RPI Win:	274	WON-LOST	WINNING	LAST 10	STRENGTH OF	OPP. STRENGTH	TEAM	ADJ.	CONF.	ADJ CONF.
Average RPI Loss:	77	RECORD	PCT. RANK	GAMES	SCHEDULE	OF SCHEDULE	RPI	RPI	RPI	RPI
DIV. I ONLY	7- 6	150	4-6	113	235	155	155	4	4	
DIV. I NON-CONF.	6- 5	151	3-5	240	225	206	206	4	4	
TOTALS	RPI 1-25	RPI 26-50	W-L RECORDS	RPI 51-100	RPI 101-150	RPI 150+				
7- 6	0- 2	0- 1	OVERALL	0- 1	0- 1	7- 1				
5- 2	0- 1	0- 0	HOME	0- 0	0- 1	5- 0				
2- 2	0- 1	0- 1	AWAY	0- 0	0- 0	2- 0				
0- 2	0- 0	0- 0	NEUTRAL	0- 1	0- 0	0- 1				
6- 5	0- 1	0- 1	NON-CONFERENCE	0- 1	0- 1	6- 1				
5- 1	0- 0	0- 0	HOME	0- 0	0- 1	5- 0				
1- 2	0- 1	0- 1	AWAY	0- 0	0- 0	1- 0				
0- 2	0- 0	0- 0	NEUTRAL	0- 1	0- 0	0- 1				
1- 1	0- 1	0- 0	CONFERENCE	0- 0	0- 0	1- 0				
0- 1	0- 1	0- 0	HOME	0- 0	0- 0	0- 0				
1- 0	0- 0	0- 0	AWAY	0- 0	0- 0	1- 0				
0- 0	0- 0	0- 0	NEUTRAL	0- 0	0- 0	0- 0				

RPI 1-25				RPI 26-50				RPI 51-100				RPI 101+ Team's RPI: 155			
RPI	S	Opponent	Score	RPI	S	Opponent	Score	RPI	S	Opponent	Score	RPI	S	Opponent	Score
12	A	Oregon	51 89	46	A	Arkansas	72 81	95	N	Michigan St.	60 65	110	H	UT Arlington	53 57
22	H	West Virginia	63 74									179	N	Memphis	68 72
												199	A	Texas Tech	76 72
												236	A	UMKC	74 67
												239	H	Oral Roberts	109 69
												248	H	Omaha	73 48
												323	H	UTRGV	79 66
												332	H	UIC	84 40
												338	H	Incarnate Word	85 41
LAST 10 Division I															
22	H	West Virginia	63 74	199	A	Texas Tech	76 72								
323	H	UTRGV	79 66	338	H	Incarnate Word	85 41								
12	A	Oregon	51 89	95	N	Michigan St.	60 65								
236	A	UMKC	74 67	179	N	Memphis	68 72								
46	A	Arkansas	72 81	110	H	UT Arlington	53 57								

Non-Div I Games:

Kansas St.

■ Loss,
■ Non-Conf,
■ S Site,
■ H Home
■ A Away
N Neutral

Average RPI Win:	260	WON-LOST	WINNING	LAST 10	STRENGTH OF	OPP. STRENGTH	TEAM	ADJ.	CONF.	ADJ CONF.
Average RPI Loss:	130	RECORD	PCT. RANK	GAMES	SCHEDULE	OF SCHEDULE	RPI	RPI	RPI	RPI
DIV. I ONLY	6- 7	201	4-6	321	96	244	244	15	15	
DIV. I NON-CONF.	5- 5	163	3-4	292	145	198	198	14	14	
TOTALS	RPI 1-25	RPI 26-50	W-L RECORDS	RPI 51-100	RPI 101-150	RPI 150+				
6- 7	0- 0	0- 1	OVERALL	0- 2	0- 2	6- 2				
2- 3	0- 0	0- 1	HOME	0- 1	0- 0	2- 1				
3- 4	0- 0	0- 0	AWAY	0- 1	0- 2	3- 1				
1- 0	0- 0	0- 0	NEUTRAL	0- 0	0- 0	1- 0				
5- 5	0- 0	0- 1	NON-CONFERENCE	0- 1	0- 2	5- 1				
2- 1	0- 0	0- 1	HOME	0- 0	0- 0	2- 0				
2- 4	0- 0	0- 0	AWAY	0- 1	0- 2	2- 1				
1- 0	0- 0	0- 0	NEUTRAL	0- 0	0- 0	1- 0				
1- 2	0- 0	0- 0	CONFERENCE	0- 1	0- 0	1- 1				
0- 2	0- 0	0- 0	HOME	0- 1	0- 0	0- 1				
1- 0	0- 0	0- 0	AWAY	0- 0	0- 0	1- 0				
0- 0	0- 0	0- 0	NEUTRAL	0- 0	0- 0	0- 0				

RPI S	Opponent	Score	RPI S	Opponent	Score	RPI S	Opponent	Score	RPI S	Opponent	Score	Team's RPI: 244
29	H Georgia Tech	47 63	72	A Georgia	65 80	107	A Duquesne	72 75				
			79	H North Florida	55 64	131	A Campbell	51 63				
						151	H Samford	60 55				
						223	H Stetson	61 67				
						224	A UNCW	58 56				
						267	A Lipscomb	74 66				
						269	A Navy	62 82				
						287	A Ga. Southern	95 69				
						312	N UMBC	59 44				
						316	H Mercer	92 64				
LAST 10 Division I												
79	H North Florida	55 64	267	A Lipscomb	74 66							
223	H Stetson	61 67	269	A Navy	62 82							
107	A Duquesne	72 75	131	A Campbell	51 63							
29	H Georgia Tech	47 63	224	A UNCW	58 56							
312	N UMBC	59 44	287	A Ga. Southern	95 69							

Non-Div I Games: Middle Ga. St. 88 49

Kennesaw St.

Loss, Non-Conf, S Site, H Home A Away N Neutral

Average RPI Win:	210	WON-LOST	WINNING	LAST 10	STRENGTH OF	OPP. STRENGTH	TEAM	ADJ.	CONF.	ADJ CONF.
Average RPI Loss:	73	RECORD	PCT. RANK	GAMES	SCHEDULE	OF SCHEDULE	RPI	RPI	RPI	RPI
DIV. I ONLY	7- 6	150	5-5	97	117	122	122	10	10	
DIV. I NON-CONF.	6- 4	122	4-3	125	89	97	97	10	10	
TOTALS	RPI 1-25	RPI 26-50	W-L RECORDS	RPI 51-100	RPI 101-150	RPI 150+				
7- 6	0- 0	0- 2	OVERALL	0- 3	2- 0	5- 1				
3- 2	0- 0	0- 1	HOME	0- 0	1- 0	2- 1				
2- 2	0- 0	0- 1	AWAY	0- 1	1- 0	1- 0				
2- 2	0- 0	0- 0	NEUTRAL	0- 2	0- 0	2- 0				
6- 4	0- 0	0- 2	NON-CONFERENCE	0- 2	1- 0	5- 0				
2- 1	0- 0	0- 1	HOME	0- 0	0- 0	2- 0				
2- 1	0- 0	0- 1	AWAY	0- 0	1- 0	1- 0				
2- 2	0- 0	0- 0	NEUTRAL	0- 2	0- 0	2- 0				
1- 2	0- 0	0- 0	CONFERENCE	0- 1	1- 0	0- 1				
1- 1	0- 0	0- 0	HOME	0- 0	1- 0	0- 1				
0- 1	0- 0	0- 0	AWAY	0- 1	0- 0	0- 0				
0- 0	0- 0	0- 0	NEUTRAL	0- 0	0- 0	0- 0				

RPI 1-25				RPI 26-50				RPI 51-100				RPI 101+				Team's RPI: 122	
RPI	S	Opponent	Score	RPI	S	Opponent	Score	RPI	S	Opponent	Score	RPI	S	Opponent	Score		
				27	A	Purdue	64 77	60	N	Michigan	53 88	107	A	Duquesne	77 75		
				30	H	Ohio St.	65 75	66	A	Ball St.	62 66	143	H	Western Mich.	75 63		
								70	N	Troy	64 71	163	H	Robert Morris	82 81		
												179	A	Youngstown St.	82 73		
												187	H	Eastern Mich.	69 74		
												268	H	St. Bonaventure	81 58		
												287	N	Ga. Southern	62 48		
												322	N	Purdue Fort Wayne	75 67		
LAST 10 Division I																	
				187	H	Eastern Mich.	69 74	143	H	Western Mich.	75 63						
				66	A	Ball St.	62 66	268	H	St. Bonaventure	81 58						
				70	N	Troy	64 71	163	H	Robert Morris	82 81						
				287	N	Ga. Southern	62 48	30	H	Ohio St.	65 75						
				27	A	Purdue	64 77	322	N	Purdue Fort Wayne	75 67						

Non-Div I Games: Hiram

92 36

Kent St.

Kentucky

Through Games Of Jan. 13, 2020

Average RPI Win:	150	WON-LOST	WINNING	LAST 10	STRENGTH OF	OPP. STRENGTH	TEAM	ADJ.	CONF.	ADJ CONF.
Average RPI Loss:	3	RECORD	PCT. RANK	GAMES	SCHEDULE	OF SCHEDULE	RPI	RPI	RPI	RPI
DIV. I ONLY	14- 2	16	8-2	49	46	18	18	5	5	
DIV. I NON-CONF.	11- 1	13	5-1	152	28	32	32	5	5	
TOTALS	RPI 1-25	RPI 26-50	W-L RECORDS	RPI 51-100	RPI 101-150	RPI 150+				
14- 2	0- 2	3- 0	OVERALL	3- 0	2- 0	6- 0				
9- 1	0- 1	1- 0	HOME	1- 0	1- 0	6- 0				
5- 1	0- 1	2- 0	AWAY	2- 0	1- 0	0- 0				
0- 0	0- 0	0- 0	NEUTRAL	0- 0	0- 0	0- 0				
11- 1	0- 1	3- 0	NON-CONFERENCE	1- 0	1- 0	6- 0				
8- 1	0- 1	1- 0	HOME	0- 0	1- 0	6- 0				
3- 0	0- 0	2- 0	AWAY	1- 0	0- 0	0- 0				
0- 0	0- 0	0- 0	NEUTRAL	0- 0	0- 0	0- 0				
3- 1	0- 1	0- 0	CONFERENCE	2- 0	1- 0	0- 0				
1- 0	0- 0	0- 0	HOME	1- 0	0- 0	0- 0				
2- 1	0- 1	0- 0	AWAY	1- 0	1- 0	0- 0				
0- 0	0- 0	0- 0	NEUTRAL	0- 0	0- 0	0- 0				

RPI 1-25				RPI 26-50				RPI 51-100				RPI 101+			
RPI	S	Opponent	Score	RPI	S	Opponent	Score	RPI	S	Opponent	Score	RPI	S	Opponent	Score
2	A	South Carolina	72 99	26	A	Virginia	50 47	74	H	Tennessee	80 76	130	A	Florida	65 45
3	H	Louisville	66 67	48	H	Charlotte	86 39	75	A	Alabama	81 71	139	H	Austin Peay	81 52
				49	A	Middle Tenn.	67 52	99	A	California	63 61	151	H	Samford	79 49
												214	H	Mt. St. Mary's	67 44
												223	H	Stetson	67 48
												255	H	Winthrop	91 36
												283	H	Morehead St.	79 54
												328	H	Grambling	81 35
LAST 10 Division I															
				75	A	Alabama	81 71	130	A	Florida	65 45				
				74	H	Tennessee	80 76	255	H	Winthrop	91 36				
				2	A	South Carolina	72 99	151	H	Samford	79 49				
				99	A	California	63 61	48	H	Charlotte	86 39				
				3	H	Louisville	66 67	139	H	Austin Peay	81 52				

Non-Div I Games:

Kentucky

■ Loss,
 ■ Non-Conf, S Site,
 ■ Home
 ■ Away
 N Neutral

LIU Brooklyn

Through Games Of Jan. 13, 2020

Average RPI Win:	332	WON-LOST	WINNING	LAST 10	STRENGTH OF	OPP. STRENGTH	TEAM	ADJ.	CONF.	ADJ CONF.
Average RPI Loss:	240	RECORD	PCT. RANK	GAMES	SCHEDULE	OF SCHEDULE	RPI	RPI	RPI	RPI
DIV. I ONLY	3- 12	309	3-7	325	350	346	346	30	30	
DIV. I NON-CONF.	1- 10	329	1-5	289	348	344	344	30	30	
TOTALS	RPI 1-25	RPI 26-50	W-L RECORDS	RPI 51-100	RPI 101-150	RPI 150+				
3- 12	0- 0	0- 0	OVERALL	0- 1	0- 0	3- 11				
3- 6	0- 0	0- 0	HOME	0- 1	0- 0	3- 5				
0- 6	0- 0	0- 0	AWAY	0- 0	0- 0	0- 6				
0- 0	0- 0	0- 0	NEUTRAL	0- 0	0- 0	0- 0				
1- 10	0- 0	0- 0	NON-CONFERENCE	0- 1	0- 0	1- 9				
1- 6	0- 0	0- 0	HOME	0- 1	0- 0	1- 5				
0- 4	0- 0	0- 0	AWAY	0- 0	0- 0	0- 4				
0- 0	0- 0	0- 0	NEUTRAL	0- 0	0- 0	0- 0				
2- 2	0- 0	0- 0	CONFERENCE	0- 0	0- 0	2- 2				
2- 0	0- 0	0- 0	HOME	0- 0	0- 0	2- 0				
0- 2	0- 0	0- 0	AWAY	0- 0	0- 0	0- 2				
0- 0	0- 0	0- 0	NEUTRAL	0- 0	0- 0	0- 0				

RPI S	Opponent	Score	RPI S	Opponent	Score	RPI S	Opponent	Score	RPI S	Opponent	Score	Team's RPI: 346
						89	H Stony Brook	49 80	156	H Cleveland St.	49 79	
									191	A Rhode Island	56 79	
									214	A Mt. St. Mary's	57 75	
									226	A UMass Lowell	56 65	
									250	A Lafayette	60 65	
									257	H Fairfield	51 53	
									277	H Vermont	62 73	
									278	A Army West Point	60 67	
									295	A St. Francis Brooklyn	63 88	
									321	H Hofstra	85 46	
									324	H N.C. Central	59 61	
									327	H Saint Peter's	74 89	
									334	H Fairleigh Dickinson	68 63	
									340	H Central Conn. St.	63 61	
LAST 10 Division I												
334	H Fairleigh Dickinson	68 63	340	H Central Conn. St.	63 61							
295	A St. Francis Brooklyn	63 88	226	A UMass Lowell	56 65							
214	A Mt. St. Mary's	57 75	278	A Army West Point	60 67							
324	H N.C. Central	59 61	321	H Hofstra	85 46							
277	H Vermont	62 73	89	H Stony Brook	49 80							

Non-Div I Games:

LIU Brooklyn

Loss, Non-Conf, S Site, H Home A Away N Neutral

Average RPI Win:	202	WON-LOST	WINNING	LAST 10	STRENGTH OF	OPP. STRENGTH	TEAM	ADJ.	CONF.	ADJ CONF.
Average RPI Loss:	145	RECORD	PCT. RANK	GAMES	SCHEDULE	OF SCHEDULE	RPI	RPI	RPI	RPI
DIV. I ONLY	5- 13	282	3-7	180	119	266	266	11	11	
DIV. I NON-CONF.	3- 9	279	1-3	192	158	273	273	11	11	
TOTALS	RPI 1-25	RPI 26-50	W-L RECORDS	RPI 51-100	RPI 101-150	RPI 150+				
5- 13	0- 1	0- 0	OVERALL	0- 3	1- 3	4- 6				
3- 6	0- 0	0- 0	HOME	0- 1	1- 1	2- 4				
2- 5	0- 1	0- 0	AWAY	0- 1	0- 1	2- 2				
0- 2	0- 0	0- 0	NEUTRAL	0- 1	0- 1	0- 0				
3- 9	0- 1	0- 0	NON-CONFERENCE	0- 2	0- 1	3- 5				
1- 4	0- 0	0- 0	HOME	0- 1	0- 0	1- 3				
2- 3	0- 1	0- 0	AWAY	0- 0	0- 0	2- 2				
0- 2	0- 0	0- 0	NEUTRAL	0- 1	0- 1	0- 0				
2- 4	0- 0	0- 0	CONFERENCE	0- 1	1- 2	1- 1				
2- 2	0- 0	0- 0	HOME	0- 0	1- 1	1- 1				
0- 2	0- 0	0- 0	AWAY	0- 1	0- 1	0- 0				
0- 0	0- 0	0- 0	NEUTRAL	0- 0	0- 0	0- 0				

RPI 1-25				RPI 26-50				RPI 51-100				RPI 101+ Team's RPI: 266			
RPI	S	Opponent	Score	RPI	S	Opponent	Score	RPI	S	Opponent	Score	RPI	S	Opponent	Score
6	A	UCLA	52 74					51	H	Yale	65 81	103	H	BYU	44 59
								65	A	Pacific	67 76	106	N	Providence	45 48
								66	N	Ball St.	72 77	129	A	Saint Mary's (CA)	70 86
												146	H	Santa Clara	75 59
												171	A	New Mexico	73 72
												190	H	San Diego	59 67
												200	H	Hawaii	65 51
												201	H	Cal St. Fullerton	74 79
												218	A	Tulsa	56 75
												219	H	San Francisco	76 69
												238	H	Georgetown	53 64
												252	H	CSUN	54 56
												256	A	UC Irvine	65 80
												273	A	Long Beach St.	70 57
LAST 10 Division I															
219	H	San Francisco	76 69	146	H	Santa Clara	75 59								
129	A	Saint Mary's (CA)	70 86	106	N	Providence	45 48								
65	A	Pacific	67 76	171	A	New Mexico	73 72								
190	H	San Diego	59 67	66	N	Ball St.	72 77								
103	H	BYU	44 59	252	H	CSUN	54 56								

Non-Div I Games: Cal St. San B'dino 94 46

LMU (CA)

■ Loss,
 ■ Non-Conf, S Site,
 ■ Home
 ■ Away
 N Neutral

Average RPI Win:	156	WON-LOST	WINNING	LAST 10	STRENGTH OF	OPP. STRENGTH	TEAM	ADJ.	CONF.	ADJ CONF.
Average RPI Loss:	72	RECORD	PCT. RANK	GAMES	SCHEDULE	OF SCHEDULE	RPI	RPI	RPI	RPI
DIV. I ONLY	13- 3	32	8-2	96	33	34	34	5	5	
DIV. I NON-CONF.	10- 2	31	5-1	108	47	34	34	5	5	
TOTALS	RPI 1-25	RPI 26-50	W-L RECORDS	RPI 51-100	RPI 101-150	RPI 150+				
13- 3	2- 1	1- 1	OVERALL	2- 0	1- 0	7- 1				
7- 1	1- 1	0- 0	HOME	1- 0	1- 0	4- 0				
4- 2	1- 0	1- 1	AWAY	0- 0	0- 0	2- 1				
2- 0	0- 0	0- 0	NEUTRAL	1- 0	0- 0	1- 0				
10- 2	1- 1	1- 1	NON-CONFERENCE	1- 0	1- 0	6- 0				
5- 1	1- 1	0- 0	HOME	0- 0	1- 0	3- 0				
3- 1	0- 0	1- 1	AWAY	0- 0	0- 0	2- 0				
2- 0	0- 0	0- 0	NEUTRAL	1- 0	0- 0	1- 0				
3- 1	1- 0	0- 0	CONFERENCE	1- 0	0- 0	1- 1				
2- 0	0- 0	0- 0	HOME	1- 0	0- 0	1- 0				
1- 1	1- 0	0- 0	AWAY	0- 0	0- 0	0- 1				
0- 0	0- 0	0- 0	NEUTRAL	0- 0	0- 0	0- 0				

RPI 1-25				RPI 26-50				Team's RPI: 34				RPI 51-100				RPI 101+			
RPI	S	Opponent	Score	RPI	S	Opponent	Score	RPI	S	Opponent	Score	RPI	S	Opponent	Score	RPI	S	Opponent	Score
17	H	Florida St.	62 70	35	A	FGCU	74 63	75	H	Alabama	71 60	101	H	New Orleans	83 49				
19	A	Texas A&M	57 54	39	A	Oklahoma	68 90	95	N	Michigan St.	58 56	152	A	Tulane	59 54				
25	H	Rutgers	64 58									161	A	Missouri	65 69				
												179	N	Memphis	89 58				
												197	A	Little Rock	65 50				
												251	H	Ole Miss	52 44				
												261	H	Southeastern La.	62 52				
												284	H	Nicholls St.	63 32				
												350	H	Florida A&M	73 45				
LAST 10 Division I																			
19	A	Texas A&M	57 54	251	H	Ole Miss	52 44												
161	A	Missouri	65 69	39	A	Oklahoma	68 90												
75	H	Alabama	71 60	284	H	Nicholls St.	63 32												
350	H	Florida A&M	73 45	179	N	Memphis	89 58												
35	A	FGCU	74 63	95	N	Michigan St.	58 56												

Non-Div I Games:

LSU

Average RPI Win:	231	WON-LOST	WINNING	LAST 10	STRENGTH OF	OPP. STRENGTH	TEAM	ADJ.	CONF.	ADJ CONF.
Average RPI Loss:	120	RECORD	PCT. RANK	GAMES	SCHEDULE	OF SCHEDULE	RPI	RPI	RPI	RPI
DIV. I ONLY	6- 10	237	1-9	116	244	206	206	12	12	
DIV. I NON-CONF.	6- 7	182	1-6	147	274	176	176	12	12	
TOTALS	RPI 1-25	RPI 26-50	W-L RECORDS	RPI 51-100	RPI 101-150	RPI 150+				
6- 10	0- 0	0- 0	OVERALL	0- 4	1- 4	5- 2				
2- 6	0- 0	0- 0	HOME	0- 3	1- 2	1- 1				
3- 4	0- 0	0- 0	AWAY	0- 1	0- 2	3- 1				
1- 0	0- 0	0- 0	NEUTRAL	0- 0	0- 0	1- 0				
6- 7	0- 0	0- 0	NON-CONFERENCE	0- 3	1- 2	5- 2				
2- 4	0- 0	0- 0	HOME	0- 2	1- 1	1- 1				
3- 3	0- 0	0- 0	AWAY	0- 1	0- 1	3- 1				
1- 0	0- 0	0- 0	NEUTRAL	0- 0	0- 0	1- 0				
0- 3	0- 0	0- 0	CONFERENCE	0- 1	0- 2	0- 0				
0- 2	0- 0	0- 0	HOME	0- 1	0- 1	0- 0				
0- 1	0- 0	0- 0	AWAY	0- 0	0- 1	0- 0				
0- 0	0- 0	0- 0	NEUTRAL	0- 0	0- 0	0- 0				

RPI 1-25				RPI 26-50				RPI 51-100				RPI 101+				Team's RPI: 206	
RPI	S	Opponent	Score	RPI	S	Opponent	Score	RPI	S	Opponent	Score	RPI	S	Opponent	Score		
								52	H	Temple	69	72	107	A	Duquesne	56	82
								78	A	Drexel	31	69	109	H	Penn	49	65
								88	H	Villanova	69	77	116	H	Dayton	58	98
								90	H	Saint Louis	61	77	123	A	Rider	43	70
													142	H	Harvard	75	69
													157	A	Norfolk St.	55	52
													163	H	Robert Morris	68	71
													211	A	Penn St.	69	67
													220	A	Howard	78	62
													269	A	Navy	46	61
													312	N	UMBC	74	58
													341	H	Coppin St.	79	46
LAST 10 Division I																	
				90	H	Saint Louis	61	77	107	A	Duquesne	56	82				
				116	H	Dayton	58	98	123	A	Rider	43	70				
				52	H	Temple	69	72	109	H	Penn	49	65				
				88	H	Villanova	69	77	269	A	Navy	46	61				
				78	A	Drexel	31	69	312	N	UMBC	74	58				

Non-Div I Games:

La Salle

■ Loss,
 ■ Non-Conf,
 ■ S Site,
 ■ H Home
 ■ A Away
 N Neutral

Average RPI Win:	348	WON-LOST	WINNING	LAST 10	STRENGTH OF	OPP. STRENGTH	TEAM	ADJ.	CONF.	ADJ CONF.
Average RPI Loss:	245	RECORD	PCT. RANK	GAMES	SCHEDULE	OF SCHEDULE	RPI	RPI	RPI	RPI
DIV. I ONLY	2- 13	329	1-9	346	341	349	349	22	22	
DIV. I NON-CONF.	2- 9	304	1-5	345	342	350	350	21	21	
TOTALS	RPI 1-25	RPI 26-50	W-L RECORDS	RPI 51-100	RPI 101-150	RPI 150+				
2- 13	0- 0	0- 0	OVERALL	0- 1	0- 0	2- 12				
2- 4	0- 0	0- 0	HOME	0- 1	0- 0	2- 3				
0- 9	0- 0	0- 0	AWAY	0- 0	0- 0	0- 9				
0- 0	0- 0	0- 0	NEUTRAL	0- 0	0- 0	0- 0				
2- 9	0- 0	0- 0	NON-CONFERENCE	0- 0	0- 0	2- 9				
2- 3	0- 0	0- 0	HOME	0- 0	0- 0	2- 3				
0- 6	0- 0	0- 0	AWAY	0- 0	0- 0	0- 6				
0- 0	0- 0	0- 0	NEUTRAL	0- 0	0- 0	0- 0				
0- 4	0- 0	0- 0	CONFERENCE	0- 1	0- 0	0- 3				
0- 1	0- 0	0- 0	HOME	0- 1	0- 0	0- 0				
0- 3	0- 0	0- 0	AWAY	0- 0	0- 0	0- 3				
0- 0	0- 0	0- 0	NEUTRAL	0- 0	0- 0	0- 0				

RPI	S	Opponent	Score	RPI	S	Opponent	Score	RPI	S	Opponent	Score	RPI	S	Opponent	Score	Team's RPI: 349
70	H	Troy	65	72	275	A	South Alabama	63	72	164	A	Tennessee Tech	68	75		
320	A	Georgia St.	52	68	262	A	North Texas	51	63	198	H	Southern Miss.	42	57		
287	A	Ga. Southern	47	64	284	A	Nicholls St.	59	74	199	A	Texas Tech	38	83		
351	H	Mississippi Val.	74	66	307	H	Houston Baptist	65	72	251	A	Ole Miss	42	66		
199	A	Texas Tech	38	83	308	A	McNeese	69	72	261	H	Southeastern La.	52	65		
										262	A	North Texas	51	63		
										275	A	South Alabama	63	72		
										284	A	Nicholls St.	59	74		
										287	A	Ga. Southern	47	64		
										307	H	Houston Baptist	65	72		
										308	A	McNeese	69	72		
										320	A	Georgia St.	52	68		
										344	H	Northwestern St.	63	54		
										351	H	Mississippi Val.	74	66		

LAST 10 Division I

70	H	Troy	65	72	275	A	South Alabama	63	72
320	A	Georgia St.	52	68	262	A	North Texas	51	63
287	A	Ga. Southern	47	64	284	A	Nicholls St.	59	74
351	H	Mississippi Val.	74	66	307	H	Houston Baptist	65	72
199	A	Texas Tech	38	83	308	A	McNeese	69	72

Non-Div I Games:

La.-Monroe

■ Loss,
 ■ Non-Conf,
 ■ S Site,
 ■ H Home
 ■ A Away
 N Neutral

Lafayette

Through Games Of Jan. 13, 2020

Average RPI Win:	281	WON-LOST	WINNING	LAST 10	STRENGTH OF	OPP. STRENGTH	TEAM	ADJ.	CONF.	ADJ CONF.
Average RPI Loss:	148	RECORD	PCT. RANK	GAMES	SCHEDULE	OF SCHEDULE	RPI	RPI	RPI	RPI
DIV. I ONLY	6- 8	212	5-5	244	296	250	250	16	16	
DIV. I NON-CONF.	4- 6	212	3-3	281	334	294	294	16	16	
TOTALS	RPI 1-25	RPI 26-50	W-L RECORDS	RPI 51-100	RPI 101-150	RPI 150+				
6- 8	0- 0	0- 0	OVERALL	0- 3	0- 2	6- 3				
5- 2	0- 0	0- 0	HOME	0- 0	0- 1	5- 1				
1- 6	0- 0	0- 0	AWAY	0- 3	0- 1	1- 2				
0- 0	0- 0	0- 0	NEUTRAL	0- 0	0- 0	0- 0				
4- 6	0- 0	0- 0	NON-CONFERENCE	0- 2	0- 1	4- 3				
3- 2	0- 0	0- 0	HOME	0- 0	0- 1	3- 1				
1- 4	0- 0	0- 0	AWAY	0- 2	0- 0	1- 2				
0- 0	0- 0	0- 0	NEUTRAL	0- 0	0- 0	0- 0				
2- 2	0- 0	0- 0	CONFERENCE	0- 1	0- 1	2- 0				
2- 0	0- 0	0- 0	HOME	0- 0	0- 0	2- 0				
0- 2	0- 0	0- 0	AWAY	0- 1	0- 1	0- 0				
0- 0	0- 0	0- 0	NEUTRAL	0- 0	0- 0	0- 0				

RPI S	Opponent	Score	RPI S	Opponent	Score	RPI S	Opponent	Score	RPI S	Opponent	Score	Team's RPI: 250
						56	A St. John's (NY)	44 76	107	H Duquesne	65 73	
						62	A Seton Hall	50 74	121	A Holy Cross	56 57	
						63	A Bucknell	36 50	183	A Binghamton	64 74	
									185	H Boston U.	59 57	
									229	H Manhattan	60 53	
									279	H Loyola Maryland	55 52	
									280	A Monmouth	44 52	
									312	H UMBC	58 65	
									314	A Albany (NY)	54 47	
									334	H Fairleigh Dickinson	61 29	
									346	H LIU Brooklyn	65 60	
LAST 10 Division I												
121	A Holy Cross	56 57	279	H Loyola Maryland	55 52							
63	A Bucknell	36 50	280	A Monmouth	44 52							
185	H Boston U.	59 57	229	H Manhattan	60 53							
312	H UMBC	58 65	314	A Albany (NY)	54 47							
62	A Seton Hall	50 74	346	H LIU Brooklyn	65 60							

Non-Div I Games:

Lafayette

Loss, Non-Conf, S Site, H Home A Away N Neutral

Lamar University

Through Games Of Jan. 13, 2020

Average RPI Win:	268	WON-LOST	WINNING	LAST 10	STRENGTH OF	OPP. STRENGTH	TEAM	ADJ.	CONF.	ADJ CONF.
Average RPI Loss:	108	RECORD	PCT. RANK	GAMES	SCHEDULE	OF SCHEDULE	RPI	RPI	RPI	RPI

DIV. I ONLY	6- 7	201	6-4	200	193	189	189	25	25
DIV. I NON-CONF.	2- 5	259	2-2	39	144	162	162	22	22
TOTALS	RPI 1-25	RPI 26-50	W-L RECORDS	RPI 51-100	RPI 101-150	RPI 150+			
6- 7	0- 2	0- 1	OVERALL	0- 0	1- 3	5- 1			
3- 2	0- 0	0- 0	HOME	0- 0	0- 2	3- 0			
2- 5	0- 2	0- 1	AWAY	0- 0	0- 1	2- 1			
1- 0	0- 0	0- 0	NEUTRAL	0- 0	1- 0	0- 0			
2- 5	0- 2	0- 1	NON-CONFERENCE	0- 0	1- 1	1- 1			
1- 1	0- 0	0- 0	HOME	0- 0	0- 1	1- 0			
0- 4	0- 2	0- 1	AWAY	0- 0	0- 0	0- 1			
1- 0	0- 0	0- 0	NEUTRAL	0- 0	1- 0	0- 0			
4- 2	0- 0	0- 0	CONFERENCE	0- 0	0- 2	4- 0			
2- 1	0- 0	0- 0	HOME	0- 0	0- 1	2- 0			
2- 1	0- 0	0- 0	AWAY	0- 0	0- 1	2- 0			
0- 0	0- 0	0- 0	NEUTRAL	0- 0	0- 0	0- 0			

RPI 1-25				RPI 26-50				RPI 51-100				RPI 101+ Team's RPI: 189			
RPI	S	Opponent	Score	RPI	S	Opponent	Score	RPI	S	Opponent	Score	RPI	S	Opponent	Score
16	A	Baylor	28 90	45	A	Oklahoma St.	53 74					101	H	New Orleans	57 62
21	A	NC State	40 81									114	A	Abilene Christian	72 78
												120	N	Idaho	47 44
												128	H	Louisiana	63 74
												261	A	Southeastern La.	65 57
												284	A	Nicholls St.	84 78
												294	H	Denver	71 59
												307	H	Houston Baptist	60 53
												330	A	Cal Poly	56 57
												344	H	Northwestern St.	61 58
LAST 10 Division I															
				284	A	Nicholls St.	84 78					307	H	Houston Baptist	60 53
				114	A	Abilene Christian	72 78					294	H	Denver	71 59
				101	H	New Orleans	57 62					330	A	Cal Poly	56 57
				344	H	Northwestern St.	61 58					120	N	Idaho	47 44
				261	A	Southeastern La.	65 57					128	H	Louisiana	63 74

Non-Div I Games: Howard Payne 96 36 LeTourneau 90 38

Lamar University

Loss, Non-Conf, S Site, H Home A Away N Neutral

Average RPI Win: 222		WON-LOST	WINNING	LAST 10	STRENGTH OF	OPP. STRENGTH	TEAM	ADJ.	CONF.	ADJ CONF.
Average RPI Loss: 85		RECORD	PCT. RANK	GAMES	SCHEDULE	OF SCHEDULE	RPI	RPI	RPI	RPI
DIV. I ONLY		11- 3	43	7-3	247	159	81	81	16	16
DIV. I NON-CONF.		7- 3	80	3-3	194	195	87	87	16	16
TOTALS		RPI 1-25	RPI 26-50	W-L RECORDS	RPI 51-100	RPI 101-150	RPI 150+			
11- 3	0- 0		0- 0	OVERALL	1- 2	1- 1	9- 0			
5- 0	0- 0		0- 0	HOME	1- 0	1- 0	3- 0			
6- 1	0- 0		0- 0	AWAY	0- 1	0- 0	6- 0			
0- 2	0- 0		0- 0	NEUTRAL	0- 1	0- 1	0- 0			
7- 3	0- 0		0- 0	NON-CONFERENCE	1- 2	1- 1	5- 0			
3- 0	0- 0		0- 0	HOME	1- 0	1- 0	1- 0			
4- 1	0- 0		0- 0	AWAY	0- 1	0- 0	4- 0			
0- 2	0- 0		0- 0	NEUTRAL	0- 1	0- 1	0- 0			
4- 0	0- 0		0- 0	CONFERENCE	0- 0	0- 0	4- 0			
2- 0	0- 0		0- 0	HOME	0- 0	0- 0	2- 0			
2- 0	0- 0		0- 0	AWAY	0- 0	0- 0	2- 0			
0- 0	0- 0		0- 0	NEUTRAL	0- 0	0- 0	0- 0			

RPI 1-25				RPI 26-50				RPI 51-100				Team's RPI: 81		RPI 101+			
RPI	S	Opponent	Score	RPI	S	Opponent	Score	RPI	S	Opponent	Score		RPI	S	Opponent	Score	
								57	A	Minnesota	49	77	132	N	Fordham	57	59
								62	H	Seton Hall	75	68	136	H	George Washington	59	53
								66	N	Ball St.	52	54	177	A	Merrimack	72	68
													185	H	Boston U.	51	34
													205	A	American	64	63
													214	A	Mt. St. Mary's	66	65
													245	A	Delaware St.	68	38
													269	H	Navy	70	40
													279	A	Loyola Maryland	55	53
													327	A	Saint Peter's	80	71
													340	H	Central Conn. St.	70	51
EAST 10 Division I																	
				185	H	Boston U.	51	34	205	A	American	64	63				
				279	A	Loyola Maryland	55	53	214	A	Mt. St. Mary's	66	65				
				269	H	Navy	70	40	132	N	Fordham	57	59				
				327	A	Saint Peter's	80	71	66	N	Ball St.	52	54				
				57	A	Minnesota	49	77	62	H	Seton Hall	75	68				

Non-Div I Games:	Bloomsburg	91	43
------------------	------------	----	----

Lehigh

■ Loss, ■ Non-Conf, S Site, H Home A Away N Neutral

Liberty

Through Games Of Jan. 13, 2020

Average RPI Win:	204	WON-LOST	WINNING	LAST 10	STRENGTH OF	OPP. STRENGTH	TEAM	ADJ.	CONF.	ADJ CONF.
Average RPI Loss:	102	RECORD	PCT. RANK	GAMES	SCHEDULE	OF SCHEDULE	RPI	RPI	RPI	RPI
DIV. I ONLY	9- 8	164	7-3	68	183	100	100	15	15	
DIV. I NON-CONF.	7- 6	160	5-1	83	124	96	96	14	14	
TOTALS	RPI 1-25	RPI 26-50	W-L RECORDS	RPI 51-100	RPI 101-150	RPI 150+				
9- 8	0- 1	0- 3	OVERALL	0- 1	1- 0	8- 3				
2- 4	0- 0	0- 0	HOME	0- 1	0- 0	2- 3				
5- 3	0- 0	0- 3	AWAY	0- 0	0- 0	5- 0				
2- 1	0- 1	0- 0	NEUTRAL	0- 0	1- 0	1- 0				
7- 6	0- 1	0- 2	NON-CONFERENCE	0- 1	1- 0	6- 2				
1- 3	0- 0	0- 0	HOME	0- 1	0- 0	1- 2				
4- 2	0- 0	0- 2	AWAY	0- 0	0- 0	4- 0				
2- 1	0- 1	0- 0	NEUTRAL	0- 0	1- 0	1- 0				
2- 2	0- 0	0- 1	CONFERENCE	0- 0	0- 0	2- 1				
1- 1	0- 0	0- 0	HOME	0- 0	0- 0	1- 1				
1- 1	0- 0	0- 1	AWAY	0- 0	0- 0	1- 0				
0- 0	0- 0	0- 0	NEUTRAL	0- 0	0- 0	0- 0				

RPI 1-25			RPI 26-50			RPI 51-100			Team's RPI: 100	RPI 101+		
RPI	S	Opponent	Score	RPI	S	Opponent	Score	RPI	S	Opponent	Score	
5	N	Oregon St.	55 68	35	A	FGCU	57 64	98	H	UNC Greensboro	53 58	108 N Bradley 75 63
				37	A	Virginia Tech	69 73					157 A Norfolk St. 67 48
				43	A	James Madison	53 76					160 N Miami (OH) 65 53
												169 H North Ala. 71 76
												170 A Hampton 83 59
												210 H ETSU 62 63
												215 H Jacksonville 85 76
												221 A Saint Francis (PA) 71 52
												222 H Chattanooga 54 71
												236 A UMKC 68 44
												253 H East Carolina 81 66
												317 A NJIT 67 53
LAST 10 Division I												
				215	H	Jacksonville	85 76					169 H North Ala. 71 76
				35	A	FGCU	57 64					221 A Saint Francis (PA) 71 52
				317	A	NJIT	67 53					170 A Hampton 83 59
				236	A	UMKC	68 44					253 H East Carolina 81 66
				108	N	Bradley	75 63					5 N Oregon St. 55 68

Non-Div I Games:

Liberty

Loss, Non-Conf, S Site, H Home A Away N Neutral

Average RPI Win:	257	WON-LOST	WINNING	LAST 10	STRENGTH OF	OPP. STRENGTH	TEAM	ADJ.	CONF.	ADJ CONF.
Average RPI Loss:	147	RECORD	PCT. RANK	GAMES	SCHEDULE	OF SCHEDULE	RPI	RPI	RPI	RPI
DIV. I ONLY	3- 13	315	2-8	105	311	267	267	15	15	
DIV. I NON-CONF.	2- 10	313	1-5	140	312	298	298	14	14	
TOTALS	RPI 1-25	RPI 26-50	W-L RECORDS	RPI 51-100	RPI 101-150	RPI 150+				
3- 13	0- 0	0- 2	OVERALL	0- 3	0- 2	3- 6				
1- 5	0- 0	0- 0	HOME	0- 1	0- 0	1- 4				
2- 6	0- 0	0- 2	AWAY	0- 1	0- 1	2- 2				
0- 2	0- 0	0- 0	NEUTRAL	0- 1	0- 1	0- 0				
2- 10	0- 0	0- 1	NON-CONFERENCE	0- 3	0- 2	2- 4				
1- 3	0- 0	0- 0	HOME	0- 1	0- 0	1- 2				
1- 5	0- 0	0- 1	AWAY	0- 1	0- 1	1- 2				
0- 2	0- 0	0- 0	NEUTRAL	0- 1	0- 1	0- 0				
1- 3	0- 0	0- 1	CONFERENCE	0- 0	0- 0	1- 2				
0- 2	0- 0	0- 0	HOME	0- 0	0- 0	0- 2				
1- 1	0- 0	0- 1	AWAY	0- 0	0- 0	1- 0				
0- 0	0- 0	0- 0	NEUTRAL	0- 0	0- 0	0- 0				

RPI S	Opponent	Score	RPI S	Opponent	Score	RPI S	Opponent	Score	RPI S	Opponent	Score	Team's RPI: 267
35	A FGCU	56 82	71	N Marist	63 74	116	A Dayton	60 82				
49	A Middle Tenn.	49 70	77	A UT Martin	67 83	123	N Rider	76 81				
			91	H Belmont	68 69	164	A Tennessee Tech	58 78				
						169	H North Ala.	72 84				
						216	H Murray St.	57 67				
						217	H Northern Ky.	71 69				
						223	A Stetson	65 59				
						243	H Eastern Ill.	56 66				
						244	H Kennesaw St.	66 74				
						310	A Jacksonville St.	63 65				
						331	A Tennessee St.	74 64				
LAST 10 Division I												
169	H North Ala.	72 84	244	H Kennesaw St.	66 74							
223	A Stetson	65 59	91	H Belmont	68 69							
35	A FGCU	56 82	331	A Tennessee St.	74 64							
164	A Tennessee Tech	58 78	49	A Middle Tenn.	49 70							
77	A UT Martin	67 83	243	H Eastern Ill.	56 66							

Non-Div I Games: Queens (NC) 86 45

Lipscomb

Loss, Non-Conf, S Site, H Home A Away N Neutral

Little Rock

Through Games Of Jan. 13, 2020

Average RPI Win:	266	WON-LOST	WINNING	LAST 10	STRENGTH OF	OPP. STRENGTH	TEAM	ADJ.	CONF.	ADJ CONF.
Average RPI Loss:	101	RECORD	PCT. RANK	GAMES	SCHEDULE	OF SCHEDULE	RPI	RPI	RPI	RPI
DIV. I ONLY	5- 10	253	4-6	69	162	197	197	22	22	
DIV. I NON-CONF.	2- 9	304	1-5	21	121	213	213	21	21	
TOTALS	RPI 1-25	RPI 26-50	W-L RECORDS	RPI 51-100	RPI 101-150	RPI 150+				
5- 10	0- 2	0- 3	OVERALL	0- 0	0- 2	5- 3				
4- 3	0- 0	0- 1	HOME	0- 0	0- 0	4- 2				
1- 7	0- 2	0- 2	AWAY	0- 0	0- 2	1- 1				
0- 0	0- 0	0- 0	NEUTRAL	0- 0	0- 0	0- 0				
2- 9	0- 2	0- 3	NON-CONFERENCE	0- 0	0- 1	2- 3				
2- 3	0- 0	0- 1	HOME	0- 0	0- 0	2- 2				
0- 6	0- 2	0- 2	AWAY	0- 0	0- 1	0- 1				
0- 0	0- 0	0- 0	NEUTRAL	0- 0	0- 0	0- 0				
3- 1	0- 0	0- 0	CONFERENCE	0- 0	0- 1	3- 0				
2- 0	0- 0	0- 0	HOME	0- 0	0- 0	2- 0				
1- 1	0- 0	0- 0	AWAY	0- 0	0- 1	1- 0				
0- 0	0- 0	0- 0	NEUTRAL	0- 0	0- 0	0- 0				

RPI 1-25				RPI 26-50				RPI 51-100				RPI 101+ Team's RPI: 197			
RPI	S	Opponent	Score	RPI	S	Opponent	Score	RPI	S	Opponent	Score	RPI	S	Opponent	Score
13	A	Mississippi St.	50 89	34	H	LSU	50 65					110	A	UT Arlington	58 65
19	A	Texas A&M	35 78	46	A	Arkansas	53 86					138	A	Rice	40 66
				47	A	Western Ky.	58 77					179	H	Memphis	50 68
												188	A	Fla. Atlantic	72 79
												218	H	Tulsa	63 51
												237	H	Louisiana Tech	38 43
												246	H	Central Ark.	63 48
												260	A	Texas St.	78 66
												287	H	Ga. Southern	58 46
												320	H	Georgia St.	66 46
LAST 10 Division I															
287	H	Ga. Southern	58 46	320	H	Georgia St.	66 46								
110	A	UT Arlington	58 65	179	H	Memphis	50 68								
260	A	Texas St.	78 66	218	H	Tulsa	63 51								
13	A	Mississippi St.	50 89	237	H	Louisiana Tech	38 43								
46	A	Arkansas	53 86	47	A	Western Ky.	58 77								

Non-Div I Games:

Little Rock

Loss, Non-Conf, S Site, H Home A Away N Neutral

Average RPI Win:	265	WON-LOST	WINNING	LAST 10	STRENGTH OF	OPP. STRENGTH	TEAM	ADJ.	CONF.	ADJ CONF.
Average RPI Loss:	180	RECORD	PCT. RANK	GAMES	SCHEDULE	OF SCHEDULE	RPI	RPI	RPI	RPI
DIV. I ONLY	5- 9	242	5-5	271	195	273	273	26	26	
DIV. I NON-CONF.	4- 8	235	4-4	269	169	275	275	26	26	
TOTALS	RPI 1-25	RPI 26-50	W-L RECORDS	RPI 51-100	RPI 101-150	RPI 150+				
5- 9	0- 2	0- 0	OVERALL	0- 1	1- 1	4- 5				
2- 3	0- 1	0- 0	HOME	0- 0	0- 0	2- 2				
1- 6	0- 1	0- 0	AWAY	0- 1	1- 1	0- 3				
2- 0	0- 0	0- 0	NEUTRAL	0- 0	0- 0	2- 0				
4- 8	0- 2	0- 0	NON-CONFERENCE	0- 1	1- 1	3- 4				
1- 3	0- 1	0- 0	HOME	0- 0	0- 0	1- 2				
1- 5	0- 1	0- 0	AWAY	0- 1	1- 1	0- 2				
2- 0	0- 0	0- 0	NEUTRAL	0- 0	0- 0	2- 0				
1- 1	0- 0	0- 0	CONFERENCE	0- 0	0- 0	1- 1				
1- 0	0- 0	0- 0	HOME	0- 0	0- 0	1- 0				
0- 1	0- 0	0- 0	AWAY	0- 0	0- 0	0- 1				
0- 0	0- 0	0- 0	NEUTRAL	0- 0	0- 0	0- 0				

RPI 1-25				RPI 26-50				RPI 51-100				RPI 101+ Team's RPI: 273			
RPI	S	Opponent	Score	RPI	S	Opponent	Score	RPI	S	Opponent	Score	RPI	S	Opponent	Score
6	A	UCLA	51 86					99	A	California	45 68	102	A	Southern California	40 57
12	H	Oregon	45 81									146	A	Santa Clara	54 46
												201	A	Cal St. Fullerton	65 69
												211	N	Penn St.	64 56
												266	H	LMU (CA)	57 70
												292	H	Utah St.	48 56
												301	A	California Baptist	70 79
												313	H	Air Force	74 68
												323	N	UTRGV	69 65
												330	H	Cal Poly	72 69
												337	A	Seattle U	54 66
LAST 10 Division I															
330	H	Cal Poly	72 69	201	A	Cal St. Fullerton	65 69								
102	A	Southern California	40 57	337	A	Seattle U	54 66								
323	N	UTRGV	69 65	146	A	Santa Clara	54 46								
313	H	Air Force	74 68	99	A	California	45 68								
12	H	Oregon	45 81	211	N	Penn St.	64 56								

Non-Div I Games: Westcliff 94 47 Bethesda (CA) 90 43

Long Beach St.

Loss, Non-Conf, S Site, H Home A Away N Neutral

RPI 1-25				RPI 26-50				RPI 51-100				RPI 101+				Team's RPI: 234	
RPI	S	Opponent	Score	RPI	S	Opponent	Score	RPI	S	Opponent	Score	RPI	S	Opponent	Score		
				43	A	James Madison	53 93					130	A	Florida	54 71		
												131	H	Campbell	55 70		
												157	A	Norfolk St.	46 49		
												209	H	Gardner-Webb	80 70		
												224	H	UNCW	59 58		
												241	H	Brown	86 76		
												245	H	Delaware St.	78 62		
												253	H	East Carolina	61 64		
												293	A	Wofford	76 79		
												299	A	UMES	71 62		
												302	A	Presbyterian	71 60		
												336	A	USC Upstate	70 62		
												347	H	Charleston So.	84 64		
EAST 10 Division I																	
				347	H	Charleston So.	84 64	336	A	USC Upstate	70 62						
				131	H	Campbell	55 70	245	H	Delaware St.	78 62						
				302	A	Presbyterian	71 60	157	A	Norfolk St.	46 49						
				209	H	Gardner-Webb	80 70	253	H	East Carolina	61 64						
				299	A	UMES	71 62	293	A	Wofford	76 79						

Longwood

Louisiana

Through Games Of Jan. 13, 2020

Average RPI Win:	222	WON-LOST	WINNING	LAST 10	STRENGTH OF	OPP. STRENGTH	TEAM	ADJ.	CONF.	ADJ CONF.
Average RPI Loss:	176	RECORD	PCT. RANK	GAMES	SCHEDULE	OF SCHEDULE	RPI	RPI	RPI	RPI
DIV. I ONLY	8- 5	113	6-4	242	211	128	128	22	22	
DIV. I NON-CONF.	5- 4	140	3-3	241	168	145	145	21	21	
TOTALS	RPI 1-25	RPI 26-50	W-L RECORDS	RPI 51-100	RPI 101-150	RPI 150+				
8- 5	0- 1	0- 0	OVERALL	1- 0	1- 1	6- 3				
3- 1	0- 1	0- 0	HOME	0- 0	0- 0	3- 0				
5- 4	0- 0	0- 0	AWAY	1- 0	1- 1	3- 3				
0- 0	0- 0	0- 0	NEUTRAL	0- 0	0- 0	0- 0				
5- 4	0- 1	0- 0	NON-CONFERENCE	0- 0	1- 1	4- 2				
2- 1	0- 1	0- 0	HOME	0- 0	0- 0	2- 0				
3- 3	0- 0	0- 0	AWAY	0- 0	1- 1	2- 2				
0- 0	0- 0	0- 0	NEUTRAL	0- 0	0- 0	0- 0				
3- 1	0- 0	0- 0	CONFERENCE	1- 0	0- 0	2- 1				
1- 0	0- 0	0- 0	HOME	0- 0	0- 0	1- 0				
2- 1	0- 0	0- 0	AWAY	1- 0	0- 0	1- 1				
0- 0	0- 0	0- 0	NEUTRAL	0- 0	0- 0	0- 0				

RPI S	Opponent	Score	RPI S	Opponent	Score	RPI S	Opponent	Score	RPI S	Opponent	Score	Team's RPI: 128
13	H Mississippi St.	48 64				70	A Troy	79 73	101	A New Orleans	65 60	
									141	A Sam Houston St.	73 77	
									176	A Jackson St.	54 65	
									189	A Lamar University	74 63	
									251	A Ole Miss	53 42	
									261	H Southeastern La.	60 50	
									262	A North Texas	66 69	
									275	H South Alabama	73 68	
									287	A Ga. Southern	67 83	
									308	H McNeese	75 55	
									320	A Georgia St.	75 65	
LAST 10 Division I												
275	H South Alabama	73 68	70	A Troy	79 73							
287	A Ga. Southern	67 83	13	H Mississippi St.	48 64							
320	A Georgia St.	75 65	262	A North Texas	66 69							
176	A Jackson St.	54 65	189	A Lamar University	74 63							
251	A Ole Miss	53 42	101	A New Orleans	65 60							

Non-Div I Games: Loyola (LA) 67 51 Xavier (LA) 62 49

Louisiana

Loss, Non-Conf, S Site, H Home A Away N Neutral

Average RPI Win:	241	WON-LOST	WINNING	LAST 10	STRENGTH OF	OPP. STRENGTH	TEAM	ADJ.	CONF.	ADJ CONF.
Average RPI Loss:	205	RECORD	PCT. RANK	GAMES	SCHEDULE	OF SCHEDULE	RPI	RPI	RPI	RPI
DIV. I ONLY	7- 5	131	6-4	309	186	237	237	13	13	
DIV. I NON-CONF.	6- 3	90	5-2	333	136	223	223	15	15	
TOTALS	RPI 1-25	RPI 26-50	W-L RECORDS	RPI 51-100	RPI 101-150	RPI 150+				
7- 5	0- 0	0- 0	OVERALL	0- 0	0- 2	7- 3				
6- 2	0- 0	0- 0	HOME	0- 0	0- 1	6- 1				
1- 3	0- 0	0- 0	AWAY	0- 0	0- 1	1- 2				
0- 0	0- 0	0- 0	NEUTRAL	0- 0	0- 0	0- 0				
6- 3	0- 0	0- 0	NON-CONFERENCE	0- 0	0- 2	6- 1				
5- 1	0- 0	0- 0	HOME	0- 0	0- 1	5- 0				
1- 2	0- 0	0- 0	AWAY	0- 0	0- 1	1- 1				
0- 0	0- 0	0- 0	NEUTRAL	0- 0	0- 0	0- 0				
1- 2	0- 0	0- 0	CONFERENCE	0- 0	0- 0	1- 2				
1- 1	0- 0	0- 0	HOME	0- 0	0- 0	1- 1				
0- 1	0- 0	0- 0	AWAY	0- 0	0- 0	0- 1				
0- 0	0- 0	0- 0	NEUTRAL	0- 0	0- 0	0- 0				

RPI 1-25			RPI 26-50			RPI 51-100			RPI 101+			Team's RPI: 237
RPI	S	Opponent	Score	RPI	S	Opponent	Score	RPI	S	Opponent	Score	
								135	A	Houston	53	67
								144	H	Wichita St.	80	88
								179	H	Memphis	83	74
								197	A	Little Rock	43	38
								198	A	Southern Miss.	60	66
								203	H	UTEP	87	80
								213	H	Arkansas St.	67	54
								251	A	Ole Miss	53	76
								261	H	Southeastern La.	92	78
								297	H	UTSA	73	82
								308	H	McNeese	79	54
								328	H	Grambling	70	66
LAST 10 Division I												
297	H	UTSA	73	82	203	H	UTEP	87	80			
198	A	Southern Miss.	60	66	135	A	Houston	53	67			
213	H	Arkansas St.	67	54	308	H	McNeese	79	54			
328	H	Grambling	70	66	197	A	Little Rock	43	38			
261	H	Southeastern La.	92	78	251	A	Ole Miss	53	76			

Non-Div I Games: Loyola (LA) 71 52 LSU-Alexandria 93 61

Louisiana Tech

Loss, Non-Conf, S Site, H Home A Away N Neutral

Louisville

Through Games Of Jan. 13, 2020

Average RPI Win:	91	WON-LOST	WINNING	LAST 10	STRENGTH OF	OPP. STRENGTH	TEAM	ADJ.	CONF.	ADJ CONF.
Average RPI Loss:	30	RECORD	PCT. RANK	GAMES	SCHEDULE	OF SCHEDULE	RPI	RPI	RPI	RPI
DIV. I ONLY	16- 1	2	9-1	23	3	3	3	3	3	3
DIV. I NON-CONF.	11- 1	13	4-1	15	11	2	2	3	3	3
TOTALS	RPI 1-25	RPI 26-50	W-L RECORDS	RPI 51-100	RPI 101-150	RPI 150+				
16- 1	2- 0	5- 1	OVERALL	4- 0	1- 0	4- 0				
8- 0	0- 0	3- 0	HOME	3- 0	0- 0	2- 0				
5- 1	1- 0	1- 1	AWAY	1- 0	0- 0	2- 0				
3- 0	1- 0	1- 0	NEUTRAL	0- 0	1- 0	0- 0				
11- 1	2- 0	3- 1	NON-CONFERENCE	2- 0	1- 0	3- 0				
5- 0	0- 0	2- 0	HOME	1- 0	0- 0	2- 0				
3- 1	1- 0	0- 1	AWAY	1- 0	0- 0	1- 0				
3- 0	1- 0	1- 0	NEUTRAL	0- 0	1- 0	0- 0				
5- 0	0- 0	2- 0	CONFERENCE	2- 0	0- 0	1- 0				
3- 0	0- 0	1- 0	HOME	2- 0	0- 0	0- 0				
2- 0	0- 0	1- 0	AWAY	0- 0	0- 0	1- 0				
0- 0	0- 0	0- 0	NEUTRAL	0- 0	0- 0	0- 0				

RPI	S	Opponent	Score	RPI	S	Opponent	Score	RPI	S	Opponent	Score	RPI	S	Opponent	Score
12	N	Oregon	72 62	28	H	Central Mich.	76 63	58	H	Wake Forest	75 61	110	N	UT Arlington	76 67
18	A	Kentucky	67 66	30	A	Ohio St.	60 67	68	H	Syracuse	62 58	168	A	Clemson	75 50
				31	A	Miami (FL)	87 41	77	A	UT Martin	71 63	216	H	Murray St.	76 40
				40	H	Duke	60 55	94	H	Boise St.	98 82	217	A	Northern Ky.	85 57
				45	N	Oklahoma St.	69 48					222	H	Chattanooga	86 37
				47	H	Western Ky.	75 56								
LAST 10 Division I															
				31	A	Miami (FL)	87 41	58	H	Wake Forest	75 61				
				40	H	Duke	60 55	18	A	Kentucky	67 66				
				168	A	Clemson	75 50	217	A	Northern Ky.	85 57				
				68	H	Syracuse	62 58	30	A	Ohio St.	60 67				
				77	A	UT Martin	71 63	12	N	Oregon	72 62				

Non-Div I Games:

Louisville

■ Loss,
 ■ Non-Conf, S Site,
 ■ Home
 ■ Away
 N Neutral

Loyola Chicago

Through Games Of Jan. 13, 2020

Average RPI Win:	247	WON-LOST	WINNING	LAST 10	STRENGTH OF	OPP. STRENGTH	TEAM	ADJ.	CONF.	ADJ CONF.
Average RPI Loss:	52	RECORD	PCT. RANK	GAMES	SCHEDULE	OF SCHEDULE	RPI	RPI	RPI	RPI
DIV. I ONLY	12- 3	39	7-3	267	174	115	115	7	7	
DIV. I NON-CONF.	9- 2	40	4-2	274	280	118	118	7	7	
TOTALS	RPI 1-25	RPI 26-50	W-L RECORDS	RPI 51-100	RPI 101-150	RPI 150+				
12- 3	0- 2	0- 0	OVERALL	1- 0	0- 1	11- 0				
4- 3	0- 2	0- 0	HOME	1- 0	0- 1	3- 0				
8- 0	0- 0	0- 0	AWAY	0- 0	0- 0	8- 0				
0- 0	0- 0	0- 0	NEUTRAL	0- 0	0- 0	0- 0				
9- 2	0- 1	0- 0	NON-CONFERENCE	0- 0	0- 1	9- 0				
3- 2	0- 1	0- 0	HOME	0- 0	0- 1	3- 0				
6- 0	0- 0	0- 0	AWAY	0- 0	0- 0	6- 0				
0- 0	0- 0	0- 0	NEUTRAL	0- 0	0- 0	0- 0				
3- 1	0- 1	0- 0	CONFERENCE	1- 0	0- 0	2- 0				
1- 1	0- 1	0- 0	HOME	1- 0	0- 0	0- 0				
2- 0	0- 0	0- 0	AWAY	0- 0	0- 0	2- 0				
0- 0	0- 0	0- 0	NEUTRAL	0- 0	0- 0	0- 0				

RPI 1-25				RPI 26-50				RPI 51-100				RPI 101+ Team's RPI: 115			
RPI	S	Opponent	Score	RPI	S	Opponent	Score	RPI	S	Opponent	Score	RPI	S	Opponent	Score
1	H	Missouri St.	72 74					93	H	Southern Ill.	51 49	143	H	Western Mich.	60 70
11	H	DePaul	76 83									154	A	Portland	78 64
												165	H	Dartmouth	61 40
												202	H	Bowling Green	84 76
												236	A	UMKC	72 67
												243	A	Eastern Ill.	67 51
												274	A	Indiana St.	58 51
												277	H	Vermont	78 76
												315	A	SIUE	63 50
												325	A	Detroit Mercy	89 60
												326	A	Evansville	71 61
												348	A	Chicago St.	98 53
LAST 10 Division I															
326	A	Evansville	71 61	274	A	Indiana St.	58 51								
93	H	Southern Ill.	51 49	202	H	Bowling Green	84 76								
1	H	Missouri St.	72 74	315	A	SIUE	63 50								
143	H	Western Mich.	60 70	165	H	Dartmouth	61 40								
11	H	DePaul	76 83	154	A	Portland	78 64								

Non-Div I Games:

Loyola Chicago

■ Loss,
 ■ Non-Conf, S Site,
 ■ Home
 ■ Away
 N Neutral

Loyola Maryland

Through Games Of Jan. 13, 2020

Average RPI Win:	260	WON-LOST	WINNING	LAST 10	STRENGTH OF	OPP. STRENGTH	TEAM	ADJ.	CONF.	ADJ CONF.
Average RPI Loss:	149	RECORD	PCT. RANK	GAMES	SCHEDULE	OF SCHEDULE	RPI	RPI	RPI	RPI
DIV. I ONLY	3- 12	309	2-8	127	249	279	279	16	16	
DIV. I NON-CONF.	3- 8	268	2-4	200	228	270	270	16	16	
TOTALS	RPI 1-25	RPI 26-50	W-L RECORDS	RPI 51-100	RPI 101-150	RPI 150+				
3- 12	0- 2	0- 0	OVERALL	0- 1	0- 4	3- 5				
2- 4	0- 0	0- 0	HOME	0- 1	0- 2	2- 1				
1- 7	0- 2	0- 0	AWAY	0- 0	0- 1	1- 4				
0- 1	0- 0	0- 0	NEUTRAL	0- 0	0- 1	0- 0				
3- 8	0- 2	0- 0	NON-CONFERENCE	0- 0	0- 2	3- 4				
2- 1	0- 0	0- 0	HOME	0- 0	0- 0	2- 1				
1- 6	0- 2	0- 0	AWAY	0- 0	0- 1	1- 3				
0- 1	0- 0	0- 0	NEUTRAL	0- 0	0- 1	0- 0				
0- 4	0- 0	0- 0	CONFERENCE	0- 1	0- 2	0- 1				
0- 3	0- 0	0- 0	HOME	0- 1	0- 2	0- 0				
0- 1	0- 0	0- 0	AWAY	0- 0	0- 0	0- 1				
0- 0	0- 0	0- 0	NEUTRAL	0- 0	0- 0	0- 0				

RPI 1-25				RPI 26-50				RPI 51-100				RPI 101+ Team's RPI: 279			
RPI	S	Opponent	Score	RPI	S	Opponent	Score	RPI	S	Opponent	Score	RPI	S	Opponent	Score
15	A	Northwestern	46 67					81	H	Lehigh	53 55	112	H	Colgate	74 76
24	A	Maryland	45 105									121	H	Holy Cross	56 64
												124	A	Notre Dame	60 84
												147	N	Wright St.	51 66
												165	H	Dartmouth	72 56
												188	A	Fla. Atlantic	61 72
												214	A	Mt. St. Mary's	75 81
												220	H	Howard	69 75
												250	A	Lafayette	52 55
												280	H	Monmouth	64 48
												295	A	St. Francis Brooklyn	78 89
												334	A	Fairleigh Dickinson	75 46
LAST 10 Division I															
112	H	Colgate	74 76	250	A	Lafayette	52 55								
81	H	Lehigh	53 55	24	A	Maryland	45 105								
121	H	Holy Cross	56 64	214	A	Mt. St. Mary's	75 81								
165	H	Dartmouth	72 56	147	N	Wright St.	51 66								
280	H	Monmouth	64 48	188	A	Fla. Atlantic	61 72								

Non-Div I Games:

Loyola Maryland

Loss, Non-Conf, S Site, H Home A Away N Neutral

Maine

Through Games Of Jan. 13, 2020

Average RPI Win:	272	WON-LOST	WINNING	LAST 10	STRENGTH OF	OPP. STRENGTH	TEAM	ADJ.	CONF.	ADJ CONF.
Average RPI Loss:	116	RECORD	PCT. RANK	GAMES	SCHEDULE	OF SCHEDULE	RPI	RPI	RPI	RPI
DIV. I ONLY	6- 11	250	4-6	171	206	249	249	28	28	
DIV. I NON-CONF.	3- 10	282	1-5	120	141	258	258	29	29	
TOTALS	RPI 1-25	RPI 26-50	W-L RECORDS	RPI 51-100	RPI 101-150	RPI 150+				
6- 11	0- 2	0- 1	OVERALL	0- 2	0- 2	6- 4				
5- 3	0- 0	0- 0	HOME	0- 0	0- 1	5- 2				
1- 5	0- 1	0- 0	AWAY	0- 2	0- 0	1- 2				
0- 3	0- 1	0- 1	NEUTRAL	0- 0	0- 1	0- 0				
3- 10	0- 2	0- 1	NON-CONFERENCE	0- 1	0- 2	3- 4				
2- 3	0- 0	0- 0	HOME	0- 0	0- 1	2- 2				
1- 4	0- 1	0- 0	AWAY	0- 1	0- 0	1- 2				
0- 3	0- 1	0- 1	NEUTRAL	0- 0	0- 1	0- 0				
3- 1	0- 0	0- 0	CONFERENCE	0- 1	0- 0	3- 0				
3- 0	0- 0	0- 0	HOME	0- 0	0- 0	3- 0				
0- 1	0- 0	0- 0	AWAY	0- 1	0- 0	0- 0				
0- 0	0- 0	0- 0	NEUTRAL	0- 0	0- 0	0- 0				

RPI 1-25				RPI 26-50				RPI 51-100				RPI 101+ Team's RPI: 249			
RPI	S	Opponent	Score	RPI	S	Opponent	Score	RPI	S	Opponent	Score	RPI	S	Opponent	Score
21	A	NC State	34 62	38	N	Arizona St.	31 57	78	A	Drexel	57 70	116	N	Dayton	49 78
23	N	Drake	62 94					89	A	Stony Brook	69 73	142	H	Harvard	40 69
												162	H	Green Bay	61 60
												165	A	Dartmouth	41 57
												182	H	Northeastern	58 66
												185	H	Boston U.	49 62
												241	A	Brown	70 76
												242	A	Delaware	69 56
												269	H	Navy	46 41
												304	H	New Hampshire	67 50
												314	H	Albany (NY)	60 49
												342	H	Hartford	87 73
LAST 10 Division I															
304	H	New Hampshire	67 50	314	H	Albany (NY)	60 49								
89	A	Stony Brook	69 73	162	H	Green Bay	61 60								
342	H	Hartford	87 73	165	A	Dartmouth	41 57								
78	A	Drexel	57 70	142	H	Harvard	40 69								
182	H	Northeastern	58 66	116	N	Dayton	49 78								

Non-Div I Games: Husson 104 43

Maine

■ Loss,
 ■ Non-Conf,
 ■ S Site,
 ■ H Home
 ■ A Away
 N Neutral

Average RPI Win:	281	WON-LOST	WINNING	LAST 10	STRENGTH OF	OPP. STRENGTH	TEAM	ADJ.	CONF.	ADJ CONF.
Average RPI Loss:	151	RECORD	PCT. RANK	GAMES	SCHEDULE	OF SCHEDULE	RPI	RPI	RPI	RPI
DIV. I ONLY	6- 8	212	5-5	235	302	229	229	24	24	
DIV. I NON-CONF.	3- 6	235	2-3	64	311	193	193	24	24	
TOTALS	RPI 1-25	RPI 26-50	W-L RECORDS	RPI 51-100	RPI 101-150	RPI 150+				
6- 8	0- 0	0- 0	OVERALL	0- 3	0- 2	6- 3				
4- 2	0- 0	0- 0	HOME	0- 0	0- 2	4- 0				
2- 6	0- 0	0- 0	AWAY	0- 3	0- 0	2- 3				
0- 0	0- 0	0- 0	NEUTRAL	0- 0	0- 0	0- 0				
3- 6	0- 0	0- 0	NON-CONFERENCE	0- 3	0- 2	3- 1				
2- 2	0- 0	0- 0	HOME	0- 0	0- 2	2- 0				
1- 4	0- 0	0- 0	AWAY	0- 3	0- 0	1- 1				
0- 0	0- 0	0- 0	NEUTRAL	0- 0	0- 0	0- 0				
3- 2	0- 0	0- 0	CONFERENCE	0- 0	0- 0	3- 2				
2- 0	0- 0	0- 0	HOME	0- 0	0- 0	2- 0				
1- 2	0- 0	0- 0	AWAY	0- 0	0- 0	1- 2				
0- 0	0- 0	0- 0	NEUTRAL	0- 0	0- 0	0- 0				

RPI 1-25				RPI 26-50				RPI 51-100				RPI 101+ Team's RPI: 229					
RPI	S	Opponent	Score	RPI	S	Opponent	Score	RPI	S	Opponent	Score	RPI	S	Opponent	Score		
								55	A	Nebraska	51	71	107	H	Duquesne	65	76
								88	A	Villanova	51	63	132	H	Fordham	45	51
								89	A	Stony Brook	54	59	165	H	Dartmouth	70	58
													207	A	Quinnipiac	58	70
													247	H	Niagara	68	65
													250	A	Lafayette	53	60
													278	H	Army West Point	86	56
													280	A	Monmouth	60	62
													327	A	Saint Peter's	85	52
													333	H	Canisius	68	50
													334	A	Fairleigh Dickinson	62	61
LAST 10 Division I																	
				327	A	Saint Peter's	85	52		207	A	Quinnipiac	58	70			
				247	H	Niagara	68	65		278	H	Army West Point	86	56			
				333	H	Canisius	68	50		132	H	Fordham	45	51			
				55	A	Nebraska	51	71		165	H	Dartmouth	70	58			
				280	A	Monmouth	60	62		250	A	Lafayette	53	60			

Non-Div I Games:

Manhattan

■ Loss,
 ■ Non-Conf,
 ■ S Site,
 ■ H Home
 ■ A Away
 N Neutral

Average RPI Win:	217	WON-LOST	WINNING	LAST 10	STRENGTH OF	OPP. STRENGTH	TEAM	ADJ.	CONF.	ADJ CONF.
Average RPI Loss:	24	RECORD	PCT. RANK	GAMES	SCHEDULE	OF SCHEDULE	RPI	RPI	RPI	RPI
DIV. I ONLY	11- 2	25	8-2	251	129	71	71	24	24	
DIV. I NON-CONF.	7- 2	56	4-2	116	43	46	46	24	24	
TOTALS	RPI 1-25	RPI 26-50	W-L RECORDS	RPI 51-100	RPI 101-150	RPI 150+				
11- 2	0- 1	0- 1	OVERALL	2- 0	1- 0	8- 0				
5- 1	0- 1	0- 0	HOME	1- 0	0- 0	4- 0				
4- 1	0- 0	0- 1	AWAY	0- 0	1- 0	3- 0				
2- 0	0- 0	0- 0	NEUTRAL	1- 0	0- 0	1- 0				
7- 2	0- 1	0- 1	NON-CONFERENCE	2- 0	1- 0	4- 0				
3- 1	0- 1	0- 0	HOME	1- 0	0- 0	2- 0				
2- 1	0- 0	0- 1	AWAY	0- 0	1- 0	1- 0				
2- 0	0- 0	0- 0	NEUTRAL	1- 0	0- 0	1- 0				
4- 0	0- 0	0- 0	CONFERENCE	0- 0	0- 0	4- 0				
2- 0	0- 0	0- 0	HOME	0- 0	0- 0	2- 0				
2- 0	0- 0	0- 0	AWAY	0- 0	0- 0	2- 0				
0- 0	0- 0	0- 0	NEUTRAL	0- 0	0- 0	0- 0				

RPI 1-25				RPI 26-50				RPI 51-100				RPI 101+			
RPI	S	Opponent	Score	RPI	S	Opponent	Score	RPI	S	Opponent	Score	RPI	S	Opponent	Score
20	H	Princeton	50 62	28	A	Central Mich.	54 77	79	N	North Florida	69 54	110	A	UT Arlington	73 57
								87	H	Elon	63 55	162	H	Green Bay	72 60
												185	A	Boston U.	89 75
												247	A	Niagara	94 67
												267	N	Lipscomb	74 63
												280	H	Monmouth	76 66
												314	H	Albany (NY)	76 52
												327	H	Saint Peter's	96 76
												333	A	Canisius	90 59
LAST 10 Division I															
				333	A	Canisius	90 59	247	A	Niagara	94 67				
				327	H	Saint Peter's	96 76	20	H	Princeton	50 62				
				280	H	Monmouth	76 66	28	A	Central Mich.	54 77				
				110	A	UT Arlington	73 57	267	N	Lipscomb	74 63				
				162	H	Green Bay	72 60	79	N	North Florida	69 54				

Non-Div I Games:

Marist

■ Loss,
 ■ Non-Conf,
 S Site,
 ■ Home
 ■ Away
 N Neutral

Average RPI Win:	155	WON-LOST	WINNING	LAST 10	STRENGTH OF	OPP. STRENGTH	TEAM	ADJ.	CONF.	ADJ CONF.
Average RPI Loss:	13	RECORD	PCT. RANK	GAMES	SCHEDULE	OF SCHEDULE	RPI	RPI	RPI	RPI
DIV. I ONLY	12- 4	52	8-2	41	44	32	32	6	6	
DIV. I NON-CONF.	9- 2	40	5-0	91	91	44	44	6	6	
TOTALS	RPI 1-25	RPI 26-50	W-L RECORDS	RPI 51-100	RPI 101-150	RPI 150+				
12- 4	0- 4	0- 0	OVERALL	5- 0	2- 0	5- 0				
6- 2	0- 2	0- 0	HOME	4- 0	0- 0	2- 0				
5- 2	0- 2	0- 0	AWAY	1- 0	2- 0	2- 0				
1- 0	0- 0	0- 0	NEUTRAL	0- 0	0- 0	1- 0				
9- 2	0- 2	0- 0	NON-CONFERENCE	3- 0	1- 0	5- 0				
4- 2	0- 2	0- 0	HOME	2- 0	0- 0	2- 0				
4- 0	0- 0	0- 0	AWAY	1- 0	1- 0	2- 0				
1- 0	0- 0	0- 0	NEUTRAL	0- 0	0- 0	1- 0				
3- 2	0- 2	0- 0	CONFERENCE	2- 0	1- 0	0- 0				
2- 0	0- 0	0- 0	HOME	2- 0	0- 0	0- 0				
1- 2	0- 2	0- 0	AWAY	0- 0	1- 0	0- 0				
0- 0	0- 0	0- 0	NEUTRAL	0- 0	0- 0	0- 0				

RPI 1-25				RPI 26-50				RPI 51-100				RPI 101+			
RPI	S	Opponent	Score	RPI	S	Opponent	Score	RPI	S	Opponent	Score	RPI	S	Opponent	Score
11	A	DePaul	71 89					56	H	St. John's (NY)	94 85	106	A	Providence	60 50
13	H	Mississippi St.	68 74					62	H	Seton Hall	81 60	129	A	Saint Mary's (CA)	77 63
14	A	Creighton	62 72					84	H	Illinois St.	58 41	162	A	Green Bay	60 47
15	H	Northwestern	56 64					91	H	Belmont	53 51	218	N	Tulsa	61 60
								92	A	South Dakota St.	65 58	265	A	Milwaukee	78 56
												295	H	St. Francis Brooklyn	92 71
												296	H	Morgan St.	70 48
LAST 10 Division I															
56	H	St. John's (NY)	94 85	62	H	Seton Hall	81 60								
106	A	Providence	60 50	92	A	South Dakota St.	65 58								
14	A	Creighton	62 72	265	A	Milwaukee	78 56								
11	A	DePaul	71 89	218	N	Tulsa	61 60								
91	H	Belmont	53 51	129	A	Saint Mary's (CA)	77 63								

Non-Div I Games:

Marquette

Marshall

Through Games Of Jan. 13, 2020

Average RPI Win:	239	WON-LOST	WINNING	LAST 10	STRENGTH OF	OPP. STRENGTH	TEAM	ADJ.	CONF.	ADJ CONF.
Average RPI Loss:	166	RECORD	PCT. RANK	GAMES	SCHEDULE	OF SCHEDULE	RPI	RPI	RPI	RPI
DIV. I ONLY	5- 8	231	3-7	304	125	281	281	13	13	
DIV. I NON-CONF.	3- 6	235	1-5	339	152	324	324	15	15	
TOTALS	RPI 1-25	RPI 26-50	W-L RECORDS	RPI 51-100	RPI 101-150	RPI 150+				
5- 8	0- 1	0- 1	OVERALL	0- 1	0- 1	5- 4				
3- 3	0- 0	0- 1	HOME	0- 0	0- 0	3- 2				
2- 5	0- 1	0- 0	AWAY	0- 1	0- 1	2- 2				
0- 0	0- 0	0- 0	NEUTRAL	0- 0	0- 0	0- 0				
3- 6	0- 1	0- 0	NON-CONFERENCE	0- 1	0- 0	3- 4				
2- 2	0- 0	0- 0	HOME	0- 0	0- 0	2- 2				
1- 4	0- 1	0- 0	AWAY	0- 1	0- 0	1- 2				
0- 0	0- 0	0- 0	NEUTRAL	0- 0	0- 0	0- 0				
2- 2	0- 0	0- 1	CONFERENCE	0- 0	0- 1	2- 0				
1- 1	0- 0	0- 1	HOME	0- 0	0- 0	1- 0				
1- 1	0- 0	0- 0	AWAY	0- 0	0- 1	1- 0				
0- 0	0- 0	0- 0	NEUTRAL	0- 0	0- 0	0- 0				

RPI 1-25				RPI 26-50				RPI 51-100				RPI 101+ Team's RPI: 281			
RPI	S	Opponent	Score	RPI	S	Opponent	Score	RPI	S	Opponent	Score	RPI	S	Opponent	Score
25	A	Rutgers	41 66	49	H	Middle Tenn.	55 75	86	A	Ohio	51 67	138	A	Rice	43 81
												157	H	Norfolk St.	75 69
												159	H	UAB	61 56
												202	H	Bowling Green	69 82
												208	A	Towson	56 59
												262	A	North Texas	68 59
												274	A	Indiana St.	72 60
												296	H	Morgan St.	52 57
												326	A	Evansville	62 66
												341	H	Coppin St.	60 47
LAST 10 Division I															
				49	H	Middle Tenn.	55 75	159	H	UAB	61 56				
				262	A	North Texas	68 59	202	H	Bowling Green	69 82				
				138	A	Rice	43 81	274	A	Indiana St.	72 60				
				208	A	Towson	56 59	326	A	Evansville	62 66				
				25	A	Rutgers	41 66	296	H	Morgan St.	52 57				

Non-Div I Games: Alderson Broadus 85 41 Ky. Christian 89 40

Marshall

Loss, Non-Conf, S Site, H Home A Away N Neutral

Maryland

Through Games Of Jan. 13, 2020

Average RPI Win:	160	WON-LOST	WINNING	LAST 10	STRENGTH OF	OPP. STRENGTH	TEAM	ADJ.	CONF.	ADJ CONF.
Average RPI Loss:	12	RECORD	PCT. RANK	GAMES	SCHEDULE	OF SCHEDULE	RPI	RPI	RPI	RPI
DIV. I ONLY	12- 4	52	7-3	38	10	24	24	2	2	
DIV. I NON-CONF.	9- 2	40	4-1	164	49	52	52	2	2	
TOTALS	RPI 1-25	RPI 26-50	W-L RECORDS	RPI 51-100	RPI 101-150	RPI 150+				
12- 4	0- 4	2- 0	OVERALL	3- 0	1- 0	6- 0				
7- 1	0- 1	1- 0	HOME	1- 0	1- 0	4- 0				
3- 3	0- 3	1- 0	AWAY	1- 0	0- 0	1- 0				
2- 0	0- 0	0- 0	NEUTRAL	1- 0	0- 0	1- 0				
9- 2	0- 2	1- 0	NON-CONFERENCE	1- 0	1- 0	6- 0				
5- 1	0- 1	0- 0	HOME	0- 0	1- 0	4- 0				
2- 1	0- 1	1- 0	AWAY	0- 0	0- 0	1- 0				
2- 0	0- 0	0- 0	NEUTRAL	1- 0	0- 0	1- 0				
3- 2	0- 2	1- 0	CONFERENCE	2- 0	0- 0	0- 0				
2- 0	0- 0	1- 0	HOME	1- 0	0- 0	0- 0				
1- 2	0- 2	0- 0	AWAY	1- 0	0- 0	0- 0				
0- 0	0- 0	0- 0	NEUTRAL	0- 0	0- 0	0- 0				

RPI 1-25				RPI 26-50				RPI 51-100				RPI 101+			
RPI	S	Opponent	Score	RPI	S	Opponent	Score	RPI	S	Opponent	Score	RPI	S	Opponent	Score
2	H	South Carolina	54 63	30	H	Ohio St.	72 62	60	A	Michigan	77 49	136	H	George Washington	88 54
10	A	Iowa	61 66	43	A	James Madison	70 68	60	H	Michigan	70 55	168	N	Clemson	63 44
15	A	Northwestern	58 81					91	N	Belmont	90 26	207	H	Quinnipiac	107 52
21	A	NC State	59 66									242	H	Delaware	99 55
												279	H	Loyola Maryland	105 45
												285	H	Wagner	119 56
												320	A	Georgia St.	114 41
LAST 10 Division I															
10	A	Iowa	61 66	60	A	Michigan	77 49								
30	H	Ohio St.	72 62	279	H	Loyola Maryland	105 45								
15	A	Northwestern	58 81	21	A	NC State	59 66								
60	H	Michigan	70 55	91	N	Belmont	90 26								
320	A	Georgia St.	114 41	168	N	Clemson	63 44								

Non-Div I Games:

Maryland

Loss, Non-Conf, S Site, H Home A Away N Neutral

Massachusetts

Through Games Of Jan. 13, 2020

Average RPI Win:	224	WON-LOST	WINNING	LAST 10	STRENGTH OF	OPP. STRENGTH	TEAM	ADJ.	CONF.	ADJ CONF.
Average RPI Loss:	113	RECORD	PCT. RANK	GAMES	SCHEDULE	OF SCHEDULE	RPI	RPI	RPI	RPI
DIV. I ONLY	12- 3	39	9-1	281	181	118	118	12	12	
DIV. I NON-CONF.	9- 3	64	6-1	299	227	158	158	12	12	
TOTALS	RPI 1-25	RPI 26-50	W-L RECORDS	RPI 51-100	RPI 101-150	RPI 150+				
12- 3	0- 0	0- 0	OVERALL	0- 1	3- 1	9- 1				
6- 2	0- 0	0- 0	HOME	0- 0	2- 1	4- 1				
6- 1	0- 0	0- 0	AWAY	0- 1	1- 0	5- 0				
0- 0	0- 0	0- 0	NEUTRAL	0- 0	0- 0	0- 0				
9- 3	0- 0	0- 0	NON-CONFERENCE	0- 1	1- 1	8- 1				
5- 2	0- 0	0- 0	HOME	0- 0	1- 1	4- 1				
4- 1	0- 0	0- 0	AWAY	0- 1	0- 0	4- 0				
0- 0	0- 0	0- 0	NEUTRAL	0- 0	0- 0	0- 0				
3- 0	0- 0	0- 0	CONFERENCE	0- 0	2- 0	1- 0				
1- 0	0- 0	0- 0	HOME	0- 0	1- 0	0- 0				
2- 0	0- 0	0- 0	AWAY	0- 0	1- 0	1- 0				
0- 0	0- 0	0- 0	NEUTRAL	0- 0	0- 0	0- 0				

RPI 1-25				RPI 26-50				RPI 51-100				RPI 101+				Team's RPI: 118	
RPI	S	Opponent	Score	RPI	S	Opponent	Score	RPI	S	Opponent	Score	RPI	S	Opponent	Score		
								56	A	St. John's (NY)	71	82	106	H	Providence	63	72
													107	A	Duquesne	81	77
													121	H	Holy Cross	75	72
													148	H	Saint Joseph's	61	43
													158	A	Iona	65	51
													177	H	Merrimack	64	79
													185	A	Boston U.	58	45
													226	A	UMass Lowell	74	58
													241	H	Brown	95	42
													268	A	St. Bonaventure	62	52
													277	A	Vermont	83	49
													304	H	New Hampshire	67	65
													309	H	Siena	61	55
													342	H	Hartford	74	48
LAST 10 Division I																	
				268	A	St. Bonaventure	62	52					148	H	Saint Joseph's	61	43
				107	A	Duquesne	81	77					121	H	Holy Cross	75	72
				158	A	Iona	65	51					304	H	New Hampshire	67	65
				309	H	Siena	61	55					277	A	Vermont	83	49
				185	A	Boston U.	58	45					56	A	St. John's (NY)	71	82

Non-Div I Games: Southern Conn. St. 86 43

Massachusetts

Loss, Non-Conf, S Site, H Home A Away N Neutral

RPI 1-25				RPI 26-50				RPI 51-100				RPI 101+			
RPI	S	Opponent	Score	RPI	S	Opponent	Score	RPI	S	Opponent	Score	RPI	S	Opponent	Score
				46	A	Arkansas	58 101					114	H	Abilene Christian	73 90
												128	A	Louisiana	55 75
												138	H	Rice	50 81
												141	A	Sam Houston St.	59 92
												149	A	SFA	51 82
												159	A	UAB	70 97
												195	A	SMU	60 81
												237	A	Louisiana Tech	54 79
												246	H	Central Ark.	57 70
												344	H	Northwestern St.	61 51
												349	H	La.-Monroe	72 69
LAST 10 Division I															
				114	H	Abilene Christian	73 90					344	H	Northwestern St.	61 51
				246	H	Central Ark.	57 70					349	H	La.-Monroe	72 69
				141	A	Sam Houston St.	59 92					138	H	Rice	50 81
				149	A	SFA	51 82					159	A	UAB	70 97
				237	A	Louisiana Tech	54 79					128	A	Louisiana	55 75

Page 161

Average RPI Win:	217	WON-LOST	WINNING	LAST 10	STRENGTH OF	OPP. STRENGTH	TEAM	ADJ.	CONF.	ADJ CONF.
Average RPI Loss:	153	RECORD	PCT. RANK	GAMES	SCHEDULE	OF SCHEDULE	RPI	RPI	RPI	RPI
DIV. I ONLY	9- 7	141	6-4	213	207	179	179	8	8	
DIV. I NON-CONF.	9- 4	84	6-1	245	259	146	146	8	8	
TOTALS	RPI 1-25	RPI 26-50	W-L RECORDS	RPI 51-100	RPI 101-150	RPI 150+				
9- 7	0- 0	0- 1	OVERALL	1- 0	0- 3	8- 3				
5- 3	0- 0	0- 0	HOME	0- 0	0- 2	5- 1				
3- 3	0- 0	0- 0	AWAY	1- 0	0- 1	2- 2				
1- 1	0- 0	0- 1	NEUTRAL	0- 0	0- 0	1- 0				
9- 4	0- 0	0- 1	NON-CONFERENCE	1- 0	0- 1	8- 2				
5- 2	0- 0	0- 0	HOME	0- 0	0- 1	5- 1				
3- 1	0- 0	0- 0	AWAY	1- 0	0- 0	2- 1				
1- 1	0- 0	0- 1	NEUTRAL	0- 0	0- 0	1- 0				
0- 3	0- 0	0- 0	CONFERENCE	0- 0	0- 2	0- 1				
0- 1	0- 0	0- 0	HOME	0- 0	0- 1	0- 0				
0- 2	0- 0	0- 0	AWAY	0- 0	0- 1	0- 1				
0- 0	0- 0	0- 0	NEUTRAL	0- 0	0- 0	0- 0				

RPI S	Opponent	Score	RPI S	Opponent	Score	RPI S	Opponent	Score	RPI S	Opponent	Score	Team's RPI: 179
34 N	LSU	58 89	93 A	Southern Ill.	70 66	113 H	Cincinnati	66 73	135 A	Houston	65 75	
						136 H	George Washington	63 64	152 A	Tulane	55 59	
						155 N	Kansas St.	72 68	159 H	UAB	77 52	
						178 A	Toledo	83 76	197 A	Little Rock	68 50	
						213 H	Arkansas St.	78 50	237 A	Louisiana Tech	74 83	
						263 H	Eastern Ky.	60 63	276 H	Alabama A&M	79 71	
						329 H	Alcorn	57 51	351 H	Mississippi Val.	91 54	
LAST 10 Division I												
113 H	Cincinnati	66 73	152 A	Tulane	55 59							
135 A	Houston	65 75	213 H	Arkansas St.	78 50							
276 H	Alabama A&M	79 71	159 H	UAB	77 52							
351 H	Mississippi Val.	91 54	34 N	LSU	58 89							
197 A	Little Rock	68 50	155 N	Kansas St.	72 68							

Non-Div I Games:

Memphis

Average RPI Win: 316	WON-LOST	WINNING	LAST 10	STRENGTH OF	OPP. STRENGTH	TEAM	ADJ.	CONF.	ADJ CONF.
Average RPI Loss: 167	RECORD	PCT. RANK	GAMES	SCHEDULE	OF SCHEDULE	RPI	RPI	RPI	RPI
DIV. I ONLY	2- 14	331	2-8	225	256	316	316	23	23
DIV. I NON-CONF.	2- 12	318	2-6	236	256	316	316	20	20
TOTALS	RPI 1-25	RPI 26-50	W-L RECORDS	RPI 51-100	RPI 101-150	RPI 150+			
2- 14	0- 0	0- 1	OVERALL	0- 3	0- 2	2- 8			
1- 5	0- 0	0- 1	HOME	0- 0	0- 0	1- 4			
1- 9	0- 0	0- 0	AWAY	0- 3	0- 2	1- 4			
0- 0	0- 0	0- 0	NEUTRAL	0- 0	0- 0	0- 0			
2- 12	0- 0	0- 1	NON-CONFERENCE	0- 3	0- 1	2- 7			
1- 5	0- 0	0- 1	HOME	0- 0	0- 0	1- 4			
1- 7	0- 0	0- 0	AWAY	0- 3	0- 1	1- 3			
0- 0	0- 0	0- 0	NEUTRAL	0- 0	0- 0	0- 0			
0- 2	0- 0	0- 0	CONFERENCE	0- 0	0- 1	0- 1			
0- 0	0- 0	0- 0	HOME	0- 0	0- 0	0- 0			
0- 2	0- 0	0- 0	AWAY	0- 0	0- 1	0- 1			
0- 0	0- 0	0- 0	NEUTRAL	0- 0	0- 0	0- 0			

RPI 1-25				RPI 26-50				RPI 51-100				RPI 101+				Team's RPI: 316	
RPI	S	Opponent	Score	RPI	S	Opponent	Score	RPI	S	Opponent	Score	RPI	S	Opponent	Score		
				47	H	Western Ky.	62 75	51	A	Yale	60 68	125	A	Furman	49 62		
								72	A	Georgia	60 76	130	A	Florida	50 71		
								75	A	Alabama	56 111	168	H	Clemson	61 65		
												172	A	Columbia	48 77		
												209	H	Gardner-Webb	62 65		
												215	H	Jacksonville	83 87		
												244	A	Kennesaw St.	64 92		
												263	H	Eastern Ky.	60 61		
												271	A	Appalachian St.	68 77		
												287	H	Ga. Southern	62 52		
												293	A	Wofford	49 77		
												345	A	South Carolina St.	66 55		
LAST 10 Division I																	
				125	A	Furman	49 62	293	A	Wofford	49 77						
				172	A	Columbia	48 77	130	A	Florida	50 71						
				51	A	Yale	60 68	168	H	Clemson	61 65						
				215	H	Jacksonville	83 87	287	H	Ga. Southern	62 52						
				209	H	Gardner-Webb	62 65	345	A	South Carolina St.	66 55						

Non-Div I Games: LaGrange 74 47

Mercer

Average RPI Win:	255	WON-LOST	WINNING	LAST 10	STRENGTH OF	OPP. STRENGTH	TEAM	ADJ.	CONF.	ADJ CONF.
Average RPI Loss:	153	RECORD	PCT. RANK	GAMES	SCHEDULE	OF SCHEDULE	RPI	RPI	RPI	RPI
DIV. I ONLY	8- 6	134	6-4	216	322	177	177	30	30	
DIV. I NON-CONF.	5- 4	140	3-2	87	309	108	108	30	30	
TOTALS	RPI 1-25	RPI 26-50	W-L RECORDS	RPI 51-100	RPI 101-150	RPI 150+				
8- 6	0- 0	0- 0	OVERALL	0- 1	1- 2	7- 3				
5- 2	0- 0	0- 0	HOME	0- 1	0- 0	5- 1				
3- 4	0- 0	0- 0	AWAY	0- 0	1- 2	2- 2				
0- 0	0- 0	0- 0	NEUTRAL	0- 0	0- 0	0- 0				
5- 4	0- 0	0- 0	NON-CONFERENCE	0- 1	1- 2	4- 1				
3- 1	0- 0	0- 0	HOME	0- 1	0- 0	3- 0				
2- 3	0- 0	0- 0	AWAY	0- 0	1- 2	1- 1				
0- 0	0- 0	0- 0	NEUTRAL	0- 0	0- 0	0- 0				
3- 2	0- 0	0- 0	CONFERENCE	0- 0	0- 0	3- 2				
2- 1	0- 0	0- 0	HOME	0- 0	0- 0	2- 1				
1- 1	0- 0	0- 0	AWAY	0- 0	0- 0	1- 1				
0- 0	0- 0	0- 0	NEUTRAL	0- 0	0- 0	0- 0				

RPI 1-25				RPI 26-50				RPI 51-100				RPI 101+ Team's RPI: 177			
RPI	S	Opponent	Score	RPI	S	Opponent	Score	RPI	S	Opponent	Score	RPI	S	Opponent	Score
								81	H	Lehigh	68 72	118	A	Massachusetts	79 64
												121	A	Holy Cross	42 68
												126	A	Illinois	72 75
												163	H	Robert Morris	62 68
												165	A	Dartmouth	52 57
												214	H	Mt. St. Mary's	76 55
												226	H	UMass Lowell	73 50
												241	A	Brown	72 57
												264	A	Sacred Heart	60 63
												277	H	Vermont	78 53
												304	H	New Hampshire	64 54
												318	H	Bryant	78 66
												340	A	Central Conn. St.	65 56
LAST 10 Division I															
				340	A	Central Conn. St.	65 56					214	H	Mt. St. Mary's	76 55
				318	H	Bryant	78 66					226	H	UMass Lowell	73 50
				163	H	Robert Morris	62 68					126	A	Illinois	72 75
				264	A	Sacred Heart	60 63					241	A	Brown	72 57
				277	H	Vermont	78 53					121	A	Holy Cross	42 68

Non-Div I Games: Eastern Nazarene 82 50 Fisher 81 42

Merrimack

Average RPI Win:	112	WON-LOST	WINNING	LAST 10	STRENGTH OF	OPP. STRENGTH	TEAM	ADJ.	CONF.	ADJ CONF.
Average RPI Loss:	12	RECORD	PCT. RANK	GAMES	SCHEDULE	OF SCHEDULE	RPI	RPI	RPI	RPI
DIV. I ONLY	10- 6	101	6-4	2	34	31	31	3	3	
DIV. I NON-CONF.	8- 3	68	4-1	3	65	18	18	3	3	
TOTALS	RPI 1-25	RPI 26-50	W-L RECORDS	RPI 51-100	RPI 101-150	RPI 150+				
10- 6	0- 5	0- 1	OVERALL	6- 0	0- 0	4- 0				
9- 4	0- 4	0- 0	HOME	5- 0	0- 0	4- 0				
0- 2	0- 1	0- 1	AWAY	0- 0	0- 0	0- 0				
1- 0	0- 0	0- 0	NEUTRAL	1- 0	0- 0	0- 0				
8- 3	0- 3	0- 0	NON-CONFERENCE	4- 0	0- 0	4- 0				
7- 2	0- 2	0- 0	HOME	3- 0	0- 0	4- 0				
0- 1	0- 1	0- 0	AWAY	0- 0	0- 0	0- 0				
1- 0	0- 0	0- 0	NEUTRAL	1- 0	0- 0	0- 0				
2- 3	0- 2	0- 1	CONFERENCE	2- 0	0- 0	0- 0				
2- 2	0- 2	0- 0	HOME	2- 0	0- 0	0- 0				
0- 1	0- 0	0- 1	AWAY	0- 0	0- 0	0- 0				
0- 0	0- 0	0- 0	NEUTRAL	0- 0	0- 0	0- 0				

RPI 1-25				RPI 26-50				Team's RPI: 31	RPI 51-100				RPI 101+			
RPI	S	Opponent	Score	RPI	S	Opponent	Score		RPI	S	Opponent	Score	RPI	S	Opponent	Score
3	H	Louisville	41 87	29	A	Georgia Tech	54 61		53	H	Washington St.	74 68	160	H	Miami (OH)	80 62
5	H	Oregon St.	53 75						58	H	Wake Forest	59 56	176	H	Jackson St.	83 68
9	H	Indiana	45 58						61	H	IUPUI	74 65	183	H	Binghamton	79 56
11	A	DePaul	83 89						68	H	Syracuse	77 62	196	H	UNC Asheville	75 46
17	H	Florida St.	62 73						79	H	North Florida	78 55				
									85	N	N.C. A&T	68 67				
LAST 10 Division I																
3	H	Louisville	41 87	68	H	Syracuse	77 62									
17	H	Florida St.	62 73	196	H	UNC Asheville	75 46									
29	A	Georgia Tech	54 61	183	H	Binghamton	79 56									
58	H	Wake Forest	59 56	9	H	Indiana	45 58									
53	H	Washington St.	74 68	160	H	Miami (OH)	80 62									

Non-Div I Games:

Miami (FL)

■ Loss,
 ■ Non-Conf, S Site,
 ■ Home
 ■ Away
 N Neutral

Average RPI Win:	286	WON-LOST	WINNING	LAST 10	STRENGTH OF	OPP. STRENGTH	TEAM	ADJ.	CONF.	ADJ CONF.
Average RPI Loss:	67	RECORD	PCT. RANK	GAMES	SCHEDULE	OF SCHEDULE	RPI	RPI	RPI	RPI
DIV. I ONLY	7- 7	169	4-6	228	77	160	160	10	10	
DIV. I NON-CONF.	6- 5	151	3-4	276	98	147	147	10	10	
TOTALS	RPI 1-25	RPI 26-50	W-L RECORDS	RPI 51-100	RPI 101-150	RPI 150+				
7- 7	0- 1	0- 2	OVERALL	0- 2	0- 2	7- 0				
3- 1	0- 0	0- 0	HOME	0- 1	0- 0	3- 0				
3- 5	0- 1	0- 2	AWAY	0- 0	0- 2	3- 0				
1- 1	0- 0	0- 0	NEUTRAL	0- 1	0- 0	1- 0				
6- 5	0- 1	0- 1	NON-CONFERENCE	0- 1	0- 2	6- 0				
2- 0	0- 0	0- 0	HOME	0- 0	0- 0	2- 0				
3- 4	0- 1	0- 1	AWAY	0- 0	0- 2	3- 0				
1- 1	0- 0	0- 0	NEUTRAL	0- 1	0- 0	1- 0				
1- 2	0- 0	0- 1	CONFERENCE	0- 1	0- 0	1- 0				
1- 1	0- 0	0- 0	HOME	0- 1	0- 0	1- 0				
0- 1	0- 0	0- 1	AWAY	0- 0	0- 0	0- 0				
0- 0	0- 0	0- 0	NEUTRAL	0- 0	0- 0	0- 0				

RPI	S	Opponent	Score	RPI	S	Opponent	Score	RPI	S	Opponent	Score	RPI	S	Opponent	Score	Team's RPI: 160
11	A	DePaul	79 98	28	A	Central Mich.	70 76	80	H	Buffalo	72 86	108	A	Bradley	68 79	
				31	A	Miami (FL)	62 80	100	N	Liberty	53 65	113	A	Cincinnati	68 98	
												212	H	Northern Ill.	66 64	
												263	A	Eastern Ky.	75 57	
												275	A	South Alabama	76 73	
												288	A	Pittsburgh	80 71	
												306	N	Prairie View	65 52	
												326	H	Evansville	72 64	
												332	H	UIC	85 35	
LAST 10 Division I																
212	H	Northern Ill.	66 64	28	A	Central Mich.	70 76	31	A	Miami (FL)	62 80	100	N	Liberty	53 65	
80	H	Buffalo	72 86	31	A	Miami (FL)	62 80	100	N	Liberty	53 65	332	H	UIC	85 35	
326	H	Evansville	72 64	108	A	Bradley	68 79									
288	A	Pittsburgh	80 71													
113	A	Cincinnati	68 98													

Non-Div I Games: Tiffin 83 51

Miami (OH)

Loss, Non-Conf, S Site, H Home A Away N Neutral

Michigan

Through Games Of Jan. 13, 2020

Average RPI Win:	176	WON-LOST	WINNING	LAST 10	STRENGTH OF	OPP. STRENGTH	TEAM	ADJ.	CONF.	ADJ CONF.
Average RPI Loss:	44	RECORD	PCT. RANK	GAMES	SCHEDULE	OF SCHEDULE	RPI	RPI	RPI	RPI
DIV. I ONLY	11- 5	74	6-4	60	79	60	60	2	2	
DIV. I NON-CONF.	9- 2	40	4-1	88	198	48	48	2	2	
TOTALS	RPI 1-25	RPI 26-50	W-L RECORDS	RPI 51-100	RPI 101-150	RPI 150+				
11- 5	0- 3	0- 1	OVERALL	2- 0	3- 1	6- 0				
8- 2	0- 1	0- 0	HOME	2- 0	2- 1	4- 0				
2- 2	0- 1	0- 1	AWAY	0- 0	0- 0	2- 0				
1- 1	0- 1	0- 0	NEUTRAL	0- 0	1- 0	0- 0				
9- 2	0- 1	0- 0	NON-CONFERENCE	1- 0	3- 1	5- 0				
6- 1	0- 0	0- 0	HOME	1- 0	2- 1	3- 0				
2- 0	0- 0	0- 0	AWAY	0- 0	0- 0	2- 0				
1- 1	0- 1	0- 0	NEUTRAL	0- 0	1- 0	0- 0				
2- 3	0- 2	0- 1	CONFERENCE	1- 0	0- 0	1- 0				
2- 1	0- 1	0- 0	HOME	1- 0	0- 0	1- 0				
0- 2	0- 1	0- 1	AWAY	0- 0	0- 0	0- 0				
0- 0	0- 0	0- 0	NEUTRAL	0- 0	0- 0	0- 0				

RPI 1-25				RPI 26-50				RPI 51-100 Team's RPI: 60				RPI 101+			
RPI	S	Opponent	Score	RPI	S	Opponent	Score	RPI	S	Opponent	Score	RPI	S	Opponent	Score
17	N	Florida St.	69 79	30	A	Ohio St.	69 78	68	H	Syracuse	84 76	108	H	Bradley	77 57
24	A	Maryland	55 70					95	H	Michigan St.	89 69	122	N	Kent St.	88 53
24	H	Maryland	49 77									124	H	Notre Dame	72 76
												143	H	Western Mich.	76 55
												166	A	Akron	80 71
												187	A	Eastern Mich.	57 38
												211	H	Penn St.	82 48
												270	H	Oakland	79 64
												271	H	Appalachian St.	62 35
												296	H	Morgan St.	80 48
LAST 10 Division I															
30	A	Ohio St.	69 78	24	H	Maryland	49 77								
95	H	Michigan St.	89 69	271	H	Appalachian St.	62 35								
211	H	Penn St.	82 48	270	H	Oakland	79 64								
24	A	Maryland	55 70	68	H	Syracuse	84 76								
17	N	Florida St.	69 79	296	H	Morgan St.	80 48								

Non-Div I Games:

Michigan

■ Loss,
 ■ Non-Conf, S Site,
 ■ Home
 ■ Away
 N Neutral

Average RPI Win:	206	WON-LOST	WINNING	LAST 10	STRENGTH OF	OPP. STRENGTH	TEAM	ADJ.	CONF.	ADJ CONF.
Average RPI Loss:	60	RECORD	PCT. RANK	GAMES	SCHEDULE	OF SCHEDULE	RPI	RPI	RPI	RPI
DIV. I ONLY	9- 7	141	4-6	91	69	95	95	2	2	
DIV. I NON-CONF.	7- 4	100	2-3	191	88	126	126	2	2	
TOTALS	RPI 1-25	RPI 26-50	W-L RECORDS	RPI 51-100	RPI 101-150	RPI 150+				
9- 7	0- 3	0- 1	OVERALL	1- 2	2- 0	6- 1				
7- 0	0- 0	0- 0	HOME	1- 0	1- 0	5- 0				
1- 4	0- 2	0- 0	AWAY	0- 1	1- 0	0- 1				
1- 3	0- 1	0- 1	NEUTRAL	0- 1	0- 0	1- 0				
7- 4	0- 2	0- 1	NON-CONFERENCE	0- 1	1- 0	6- 0				
5- 0	0- 0	0- 0	HOME	0- 0	0- 0	5- 0				
1- 1	0- 1	0- 0	AWAY	0- 0	1- 0	0- 0				
1- 3	0- 1	0- 1	NEUTRAL	0- 1	0- 0	1- 0				
2- 3	0- 1	0- 0	CONFERENCE	1- 1	1- 0	0- 1				
2- 0	0- 0	0- 0	HOME	1- 0	1- 0	0- 0				
0- 3	0- 1	0- 0	AWAY	0- 1	0- 0	0- 1				
0- 0	0- 0	0- 0	NEUTRAL	0- 0	0- 0	0- 0				

RPI 1-25				RPI 26-50				RPI 51-100 Team's RPI: 95				RPI 101+			
RPI	S	Opponent	Score	RPI	S	Opponent	Score	RPI	S	Opponent	Score	RPI	S	Opponent	Score
9	A	Indiana	67 79	34	N	LSU	56 58	55	H	Nebraska	78 70	117	H	Wisconsin	69 52
17	A	Florida St.	68 78					60	A	Michigan	69 89	124	A	Notre Dame	72 69
22	N	West Virginia	57 63					68	N	Syracuse	63 77	155	N	Kansas St.	65 60
												187	H	Eastern Mich.	85 50
												211	A	Penn St.	73 86
												270	H	Oakland	76 56
												283	H	Morehead St.	93 48
												325	H	Detroit Mercy	110 52
												342	H	Hartford	79 34
LAST 10 Division I															
211	A	Penn St.	73 86	117	H	Wisconsin	69 52								
60	A	Michigan	69 89	68	N	Syracuse	63 77								
55	H	Nebraska	78 70	283	H	Morehead St.	93 48								
9	A	Indiana	67 79	17	A	Florida St.	68 78								
22	N	West Virginia	57 63	155	N	Kansas St.	65 60								

Non-Div I Games:

Michigan St.

Average RPI Win:	161	WON-LOST	WINNING	LAST 10	STRENGTH OF	OPP. STRENGTH	TEAM	ADJ.	CONF.	ADJ CONF.
Average RPI Loss:	41	RECORD	PCT. RANK	GAMES	SCHEDULE	OF SCHEDULE	RPI	RPI	RPI	RPI
DIV. I ONLY	10- 6	101	5-5	21	72	49	49	13	13	
DIV. I NON-CONF.	8- 4	90	3-3	37	30	45	45	15	15	
TOTALS	RPI 1-25	RPI 26-50	W-L RECORDS	RPI 51-100	RPI 101-150	RPI 150+				
10- 6	0- 2	2- 3	OVERALL	0- 1	2- 0	6- 0				
6- 2	0- 1	2- 1	HOME	0- 0	2- 0	2- 0				
3- 2	0- 0	0- 1	AWAY	0- 1	0- 0	3- 0				
1- 2	0- 1	0- 1	NEUTRAL	0- 0	0- 0	1- 0				
8- 4	0- 2	1- 1	NON-CONFERENCE	0- 1	2- 0	5- 0				
5- 1	0- 1	1- 0	HOME	0- 0	2- 0	2- 0				
2- 1	0- 0	0- 0	AWAY	0- 1	0- 0	2- 0				
1- 2	0- 1	0- 1	NEUTRAL	0- 0	0- 0	1- 0				
2- 2	0- 0	1- 2	CONFERENCE	0- 0	0- 0	1- 0				
1- 1	0- 0	1- 1	HOME	0- 0	0- 0	0- 0				
1- 1	0- 0	0- 1	AWAY	0- 0	0- 0	1- 0				
0- 0	0- 0	0- 0	NEUTRAL	0- 0	0- 0	0- 0				

RPI 1-25				RPI 26-50				Team's RPI: 49	RPI 51-100				RPI 101+			
RPI	S	Opponent	Score	RPI	S	Opponent	Score		RPI	S	Opponent	Score	RPI	S	Opponent	Score
7	N	Gonzaga	50 62	33	H	TCU	82 70		91	A	Belmont	57 68	125	H	Furman	78 62
18	H	Kentucky	52 67	38	N	Arizona St.	60 61						134	H	VCU	86 63
				44	H	Old Dominion	56 67						152	A	Tulane	64 62
				47	A	Western Ky.	63 71						153	N	Auburn	73 50
				48	H	Charlotte	83 59						164	H	Tennessee Tech	64 58
													253	A	East Carolina	68 66
													267	H	Lipscomb	70 49
													281	A	Marshall	75 55
LAST 10 Division I																
				281	A	Marshall	75 55		47	A	Western Ky.	63 71				
				48	H	Charlotte	83 59		91	A	Belmont	57 68				
				44	H	Old Dominion	56 67		267	H	Lipscomb	70 49				
				33	H	TCU	82 70		38	N	Arizona St.	60 61				
				134	H	VCU	86 63		7	N	Gonzaga	50 62				

Non-Div I Games:

Middle Tenn.

■ Loss,
 ■ Non-Conf, S Site,
 ■ Home
 ■ Away
 N Neutral

Milwaukee

Through Games Of Jan. 13, 2020

Average RPI Win:	235	WON-LOST	WINNING	LAST 10	STRENGTH OF	OPP. STRENGTH	TEAM	ADJ.	CONF.	ADJ CONF.
Average RPI Loss:	130	RECORD	PCT. RANK	GAMES	SCHEDULE	OF SCHEDULE	RPI	RPI	RPI	RPI
DIV. I ONLY	4- 11	283	3-7	164	140	265	265	17	17	
DIV. I NON-CONF.	2- 8	295	1-4	78	61	259	259	18	18	
TOTALS	RPI 1-25	RPI 26-50	W-L RECORDS	RPI 51-100	RPI 101-150	RPI 150+				
4- 11	0- 1	0- 2	OVERALL	0- 1	1- 1	3- 6				
3- 4	0- 0	0- 1	HOME	0- 0	1- 0	2- 3				
1- 7	0- 1	0- 1	AWAY	0- 1	0- 1	1- 3				
0- 0	0- 0	0- 0	NEUTRAL	0- 0	0- 0	0- 0				
2- 8	0- 1	0- 2	NON-CONFERENCE	0- 1	0- 1	2- 3				
2- 3	0- 0	0- 1	HOME	0- 0	0- 0	2- 2				
0- 5	0- 1	0- 1	AWAY	0- 1	0- 1	0- 1				
0- 0	0- 0	0- 0	NEUTRAL	0- 0	0- 0	0- 0				
2- 3	0- 0	0- 0	CONFERENCE	0- 0	1- 0	1- 3				
1- 1	0- 0	0- 0	HOME	0- 0	1- 0	0- 1				
1- 2	0- 0	0- 0	AWAY	0- 0	0- 0	1- 2				
0- 0	0- 0	0- 0	NEUTRAL	0- 0	0- 0	0- 0				

RPI 1-25				RPI 26-50				RPI 51-100				RPI 101+ Team's RPI: 265			
RPI	S	Opponent	Score	RPI	S	Opponent	Score	RPI	S	Opponent	Score	RPI	S	Opponent	Score
11	A	DePaul	65 94	27	A	Purdue	55 68	57	A	Minnesota	61 77	117	A	Wisconsin	40 71
				32	H	Marquette	56 78					147	H	Wright St.	60 58
												162	A	Green Bay	48 61
												167	H	North Dakota	58 66
												172	A	Columbia	46 74
												202	H	Bowling Green	51 63
												212	H	Northern Ill.	78 65
												217	H	Northern Ky.	49 61
												254	H	Ark.-Pine Bluff	69 55
												270	A	Oakland	62 78
												325	A	Detroit Mercy	63 48
LAST 10 Division I															
325	A	Detroit Mercy	63 48	270	A	Oakland	62 78								
162	A	Green Bay	48 61	202	H	Bowling Green	51 63								
217	H	Northern Ky.	49 61	32	H	Marquette	56 78								
147	H	Wright St.	60 58	212	H	Northern Ill.	78 65								
167	H	North Dakota	58 66	172	A	Columbia	46 74								

Non-Div I Games: Wis.-Parkside 84 77

Milwaukee

■ Loss,
 ■ Non-Conf, S Site,
 ■ Home
 ■ Away
 N Neutral

Average RPI Win:	182	WON-LOST	WINNING	LAST 10	STRENGTH OF	OPP. STRENGTH	TEAM	ADJ.	CONF.	ADJ CONF.
Average RPI Loss:	45	RECORD	PCT. RANK	GAMES	SCHEDULE	OF SCHEDULE	RPI	RPI	RPI	RPI
DIV. I ONLY	11- 5	74	6-4	66	52	57	57	2	2	
DIV. I NON-CONF.	10- 1	19	5-0	142	64	35	35	2	2	
TOTALS	RPI 1-25	RPI 26-50	W-L RECORDS	RPI 51-100	RPI 101-150	RPI 150+				
11- 5	0- 2	1- 1	OVERALL	1- 1	3- 1	6- 0				
7- 3	0- 2	1- 1	HOME	1- 0	1- 0	4- 0				
4- 2	0- 0	0- 0	AWAY	0- 1	2- 1	2- 0				
0- 0	0- 0	0- 0	NEUTRAL	0- 0	0- 0	0- 0				
10- 1	0- 1	1- 0	NON-CONFERENCE	1- 0	3- 0	5- 0				
7- 1	0- 1	1- 0	HOME	1- 0	1- 0	4- 0				
3- 0	0- 0	0- 0	AWAY	0- 0	2- 0	1- 0				
0- 0	0- 0	0- 0	NEUTRAL	0- 0	0- 0	0- 0				
1- 4	0- 1	0- 1	CONFERENCE	0- 1	0- 1	1- 0				
0- 2	0- 1	0- 1	HOME	0- 0	0- 0	0- 0				
1- 2	0- 0	0- 0	AWAY	0- 1	0- 1	1- 0				
0- 0	0- 0	0- 0	NEUTRAL	0- 0	0- 0	0- 0				

RPI	S	Opponent	Score	RPI	S	Opponent	Score	RPI	S	Opponent	Score	RPI	S	Opponent	Score
1	H	Missouri St.	69 77	30	H	Ohio St.	63 66	55	A	Nebraska	58 72	111	H	Montana St.	71 60
15	H	Northwestern	54 56	38	H	Arizona St.	80 66	81	H	Lehigh	77 49	124	A	Notre Dame	75 67
												126	A	Illinois	71 74
												136	A	George Washington	83 50
												205	A	American	70 53
												211	A	Penn St.	81 74
												232	H	UC Davis	76 67
												265	H	Milwaukee	77 61
												277	H	Vermont	90 58
												318	H	Bryant	101 56
LAST 10 Division I															
15	H	Northwestern	54 56	126	A	Illinois	71 74								
55	A	Nebraska	58 72	232	H	UC Davis	76 67								
30	H	Ohio St.	63 66	136	A	George Washington	83 50								
211	A	Penn St.	81 74	205	A	American	70 53								
81	H	Lehigh	77 49	124	A	Notre Dame	75 67								

Non-Div I Games:

Minnesota

■ Loss,
■ Non-Conf, S Site,
■ Home
■ Away
N Neutral

Mississippi St.

Through Games Of Jan. 13, 2020

Average RPI Win:	129	WON-LOST	WINNING	LAST 10	STRENGTH OF	OPP. STRENGTH	TEAM	ADJ.	CONF.	ADJ CONF.
Average RPI Loss:	15	RECORD	PCT. RANK	GAMES	SCHEDULE	OF SCHEDULE	RPI	RPI	RPI	RPI
DIV. I ONLY	15- 2	13	8-2	27	36	13	13	5	5	
DIV. I NON-CONF.	12- 2	30	5-2	17	50	11	11	5	5	
TOTALS	RPI 1-25	RPI 26-50	W-L RECORDS	RPI 51-100	RPI 101-150	RPI 150+				
15- 2	0- 2	2- 0	OVERALL	4- 0	2- 0	7- 0				
6- 1	0- 1	0- 0	HOME	2- 0	1- 0	3- 0				
5- 0	0- 0	1- 0	AWAY	1- 0	1- 0	2- 0				
4- 1	0- 1	1- 0	NEUTRAL	1- 0	0- 0	2- 0				
12- 2	0- 2	2- 0	NON-CONFERENCE	3- 0	1- 0	6- 0				
5- 1	0- 1	0- 0	HOME	2- 0	0- 0	3- 0				
3- 0	0- 0	1- 0	AWAY	0- 0	1- 0	1- 0				
4- 1	0- 1	1- 0	NEUTRAL	1- 0	0- 0	2- 0				
3- 0	0- 0	0- 0	CONFERENCE	1- 0	1- 0	1- 0				
1- 0	0- 0	0- 0	HOME	0- 0	1- 0	0- 0				
2- 0	0- 0	0- 0	AWAY	1- 0	0- 0	1- 0				
0- 0	0- 0	0- 0	NEUTRAL	0- 0	0- 0	0- 0				

RPI 1-25				Team's RPI: 13	RPI 26-50				RPI 51-100				RPI 101+			
RPI	S	Opponent	Score		RPI	S	Opponent	Score	RPI	S	Opponent	Score	RPI	S	Opponent	Score
8	N	Stanford	62 67		26	N	Virginia	72 59	70	H	Troy	122 82	128	A	Louisiana	64 48
22	H	West Virginia	65 71		32	A	Marquette	74 68	72	A	Georgia	73 66	130	H	Florida	93 47
									73	N	South Fla.	86 61	161	A	Missouri	79 64
									77	H	UT Martin	82 46	162	N	Green Bay	83 58
													176	A	Jackson St.	92 53
													197	H	Little Rock	89 50
													198	H	Southern Miss.	91 58
													216	H	Murray St.	124 43
													219	N	San Francisco	73 38
LAST 10 Division I																
					72	A	Georgia	73 66	161	A	Missouri	79 64				
					130	H	Florida	93 47	128	A	Louisiana	64 48				
					197	H	Little Rock	89 50	22	H	West Virginia	65 71				
					26	N	Virginia	72 59	8	N	Stanford	62 67				
					73	N	South Fla.	86 61	162	N	Green Bay	83 58				

Non-Div I Games:

Mississippi St.

Loss, Non-Conf, S Site, H Home A Away N Neutral

Mississippi Val.

Through Games Of Jan. 13, 2020

Average RPI Win:	350	WON-LOST	WINNING	LAST 10	STRENGTH OF	OPP. STRENGTH	TEAM	ADJ.	CONF.	ADJ CONF.
Average RPI Loss:	236	RECORD	PCT. RANK	GAMES	SCHEDULE	OF SCHEDULE	RPI	RPI	RPI	RPI
DIV. I ONLY	1- 13	341	1-9	339	343	351	351	31	31	
DIV. I NON-CONF.	1- 10	329	1-6	307	339	345	345	28	28	
TOTALS	RPI 1-25	RPI 26-50	W-L RECORDS	RPI 51-100	RPI 101-150	RPI 150+				
1- 13	0- 0	0- 0	OVERALL	0- 0	0- 1	1- 12				
1- 3	0- 0	0- 0	HOME	0- 0	0- 1	1- 2				
0- 9	0- 0	0- 0	AWAY	0- 0	0- 0	0- 9				
0- 1	0- 0	0- 0	NEUTRAL	0- 0	0- 0	0- 1				
1- 10	0- 0	0- 0	NON-CONFERENCE	0- 0	0- 1	1- 9				
1- 2	0- 0	0- 0	HOME	0- 0	0- 1	1- 1				
0- 7	0- 0	0- 0	AWAY	0- 0	0- 0	0- 7				
0- 1	0- 0	0- 0	NEUTRAL	0- 0	0- 0	0- 1				
0- 3	0- 0	0- 0	CONFERENCE	0- 0	0- 0	0- 3				
0- 1	0- 0	0- 0	HOME	0- 0	0- 0	0- 1				
0- 2	0- 0	0- 0	AWAY	0- 0	0- 0	0- 2				
0- 0	0- 0	0- 0	NEUTRAL	0- 0	0- 0	0- 0				

RPI 1-25			RPI 26-50			RPI 51-100			RPI 101+			Team's RPI: 351
RPI	S	Opponent	Score	RPI	S	Opponent	Score	RPI	S	Opponent	Score	
								139	H	Austin Peay	82	100
								169	A	North Ala.	60	86
								179	A	Memphis	54	91
								198	A	Southern Miss.	80	84
								216	H	Murray St.	66	72
								227	A	Wyoming	22	95
								248	N	Omaha	70	78
								251	A	Ole Miss	53	72
								254	H	Ark.-Pine Bluff	77	80
								259	A	Colorado St.	46	65
								276	A	Alabama A&M	48	68
								305	A	Alabama St.	64	77
								349	A	La.-Monroe	66	74
								350	H	Florida A&M	71	70
LAST 10 Division I												
305	A	Alabama St.	64	77	276	A	Alabama A&M	48	68			
254	H	Ark.-Pine Bluff	77	80	227	A	Wyoming	22	95			
349	A	La.-Monroe	66	74	350	H	Florida A&M	71	70			
179	A	Memphis	54	91	248	N	Omaha	70	78			
259	A	Colorado St.	46	65	198	A	Southern Miss.	80	84			

Non-Div I Games:

Mississippi Val.

■ Loss,
 ■ Non-Conf,
 ■ S Site,
 ■ H Home
 ■ A Away
 N Neutral

Average RPI Win:	168	WON-LOST	WINNING	LAST 10	STRENGTH OF	OPP. STRENGTH	TEAM	ADJ.	CONF.	ADJ CONF.
Average RPI Loss:	81	RECORD	PCT. RANK	GAMES	SCHEDULE	OF SCHEDULE	RPI	RPI	RPI	RPI
DIV. I ONLY	4- 13	296	2-8	9	93	161	161	5	5	
DIV. I NON-CONF.	3- 10	282	1-5	22	105	205	205	5	5	
TOTALS	RPI 1-25	RPI 26-50	W-L RECORDS	RPI 51-100	RPI 101-150	RPI 150+				
4- 13	0- 3	1- 3	OVERALL	1- 3	0- 1	2- 3				
4- 5	0- 2	1- 1	HOME	1- 1	0- 1	2- 0				
0- 6	0- 1	0- 2	AWAY	0- 1	0- 0	0- 2				
0- 2	0- 0	0- 0	NEUTRAL	0- 1	0- 0	0- 1				
3- 10	0- 2	0- 2	NON-CONFERENCE	1- 2	0- 1	2- 3				
3- 4	0- 1	0- 1	HOME	1- 1	0- 1	2- 0				
0- 4	0- 1	0- 1	AWAY	0- 0	0- 0	0- 2				
0- 2	0- 0	0- 0	NEUTRAL	0- 1	0- 0	0- 1				
1- 3	0- 1	1- 1	CONFERENCE	0- 1	0- 0	0- 0				
1- 1	0- 1	1- 0	HOME	0- 0	0- 0	0- 0				
0- 2	0- 0	0- 1	AWAY	0- 1	0- 0	0- 0				
0- 0	0- 0	0- 0	NEUTRAL	0- 0	0- 0	0- 0				

RPI	S	Opponent	Score	RPI	S	Opponent	Score	RPI	S	Opponent	Score	RPI	S	Opponent	Score	Team's RPI: 161
1	A	Missouri St.	72 79	34	H	LSU	69 65	55	H	Nebraska	85 90	126	H	Illinois	51 58	
13	H	Mississippi St.	64 79	36	H	UNI	73 78	69	N	North Carolina	69 82	162	A	Green Bay	64 72	
20	H	Princeton	33 68	42	A	South Dakota	56 72	74	A	Tennessee	66 77	171	N	New Mexico	68 71	
				46	A	Arkansas	73 90	90	H	Saint Louis	83 58	233	H	Western Ill.	97 89	
												236	A	UMKC	56 59	
												315	H	SIUE	68 51	
LAST 10 Division I																
13	H	Mississippi St.	64 79	46	A	Arkansas	73 90	1	A	Missouri St.	72 79					
34	H	LSU	69 65					236	A	UMKC	56 59					
74	A	Tennessee	66 77	126	H	Illinois	51 58	90	H	Saint Louis	83 58					
				20	H	Princeton	33 68	69	N	North Carolina	69 82					

Non-Div I Games:

Missouri

Average RPI Win:	112	WON-LOST	WINNING	LAST 10	STRENGTH OF	OPP. STRENGTH	TEAM	ADJ.	CONF.	ADJ CONF.
Average RPI Loss:	6	RECORD	PCT. RANK	GAMES	SCHEDULE	OF SCHEDULE	RPI	RPI	RPI	RPI
DIV. I ONLY	13- 2	22	9-1	4	55	1	1	7	7	
DIV. I NON-CONF.	9- 2	40	5-1	6	25	3	3	7	7	
TOTALS	RPI 1-25	RPI 26-50	W-L RECORDS	RPI 51-100	RPI 101-150	RPI 150+				
13- 2	1- 2	3- 0	OVERALL	2- 0	3- 0	4- 0				
7- 0	1- 0	1- 0	HOME	0- 0	2- 0	3- 0				
6- 2	0- 2	2- 0	AWAY	2- 0	1- 0	1- 0				
0- 0	0- 0	0- 0	NEUTRAL	0- 0	0- 0	0- 0				
9- 2	0- 2	2- 0	NON-CONFERENCE	2- 0	2- 0	3- 0				
5- 0	0- 0	0- 0	HOME	0- 0	2- 0	3- 0				
4- 2	0- 2	2- 0	AWAY	2- 0	0- 0	0- 0				
0- 0	0- 0	0- 0	NEUTRAL	0- 0	0- 0	0- 0				
4- 0	1- 0	1- 0	CONFERENCE	0- 0	1- 0	1- 0				
2- 0	1- 0	1- 0	HOME	0- 0	0- 0	0- 0				
2- 0	0- 0	0- 0	AWAY	0- 0	1- 0	1- 0				
0- 0	0- 0	0- 0	NEUTRAL	0- 0	0- 0	0- 0				

RPI 1-25				Team's RPI: 1				RPI 26-50				RPI 51-100				RPI 101+			
RPI	S	Opponent	Score					RPI	S	Opponent	Score					RPI	S	Opponent	Score
5	A	Oregon St.	69	80				36	H	UNI	80	66				57	A	Minnesota	77 69
7	A	Gonzaga	52	64				39	A	Oklahoma	96	90				94	A	Boise St.	72 69
23	H	Drake	69	67				42	A	South Dakota	74	66							
LAST 10 Division I																			
23	H	Drake	69	67				36	H	UNI	80	66							
174	A	Valparaiso	81	68				144	H	Wichita St.	68	55							
115	A	Loyola Chicago	74	72				236	H	UMKC	83	58							
7	A	Gonzaga	52	64				42	A	South Dakota	74	66							
161	H	Missouri	79	72				146	H	Santa Clara	71	64							

Non-Div I Games: William Jewell 111 39

Missouri St.

Average RPI Win:	279	WON-LOST	WINNING	LAST 10	STRENGTH OF	OPP. STRENGTH	TEAM	ADJ.	CONF.	ADJ CONF.
Average RPI Loss:	153	RECORD	PCT. RANK	GAMES	SCHEDULE	OF SCHEDULE	RPI	RPI	RPI	RPI
DIV. I ONLY	4- 10	273	4-6	231	210	280	280	24	24	
DIV. I NON-CONF.	3- 6	235	3-2	183	192	210	210	24	24	
TOTALS	RPI 1-25	RPI 26-50	W-L RECORDS	RPI 51-100	RPI 101-150	RPI 150+				
4- 10	0- 1	0- 1	OVERALL	0- 2	0- 1	4- 5				
2- 3	0- 0	0- 0	HOME	0- 0	0- 1	2- 2				
1- 7	0- 1	0- 1	AWAY	0- 2	0- 0	1- 3				
1- 0	0- 0	0- 0	NEUTRAL	0- 0	0- 0	1- 0				
3- 6	0- 1	0- 1	NON-CONFERENCE	0- 1	0- 1	3- 2				
1- 1	0- 0	0- 0	HOME	0- 0	0- 1	1- 0				
1- 5	0- 1	0- 1	AWAY	0- 1	0- 0	1- 2				
1- 0	0- 0	0- 0	NEUTRAL	0- 0	0- 0	1- 0				
1- 4	0- 0	0- 0	CONFERENCE	0- 1	0- 0	1- 3				
1- 2	0- 0	0- 0	HOME	0- 0	0- 0	1- 2				
0- 2	0- 0	0- 0	AWAY	0- 1	0- 0	0- 1				
0- 0	0- 0	0- 0	NEUTRAL	0- 0	0- 0	0- 0				

RPI	S	Opponent	Score	RPI	S	Opponent	Score	RPI	S	Opponent	Score	RPI	S	Opponent	Score	Team's RPI: 280
20	A	Princeton	40 52	50	A	Arizona	34 86	63	A	Bucknell	37 71	106	H	Providence	52 68	
								71	A	Marist	66 76	158	H	Iona	33 36	
												190	A	San Diego	49 57	
												229	H	Manhattan	62 60	
												250	H	Lafayette	52 44	
												257	A	Fairfield	38 49	
												279	A	Loyola Maryland	48 64	
												314	A	Albany (NY)	53 41	
												322	N	Purdue Fort Wayne	60 46	
												333	H	Canisius	62 71	
LAST 10 Division I																
257	A	Fairfield	38 49	158	H	Iona	33 36									
333	H	Canisius	62 71	229	H	Manhattan	62 60									
71	A	Marist	66 76	250	H	Lafayette	52 44									
314	A	Albany (NY)	53 41	50	A	Arizona	34 86									
279	A	Loyola Maryland	48 64	322	N	Purdue Fort Wayne	60 46									

Non-Div I Games:

Monmouth

■ Loss,
 ■ Non-Conf,
 ■ S Site,
 ■ H Home
 ■ A Away
 N Neutral

RPI 1-25				RPI 26-50				RPI 51-100				RPI 101+				Team's RPI: 173	
RPI	S	Opponent	Score	RPI	S	Opponent	Score	RPI	S	Opponent	Score	RPI	S	Opponent	Score		
				42	A	South Dakota	64 96					119	H	Fresno St.	63 76		
				50	H	Arizona	42 77					145	H	Southern Utah	81 74		
												146	N	Santa Clara	58 68		
												184	H	Northern Colo.	58 67		
												186	A	Portland St.	65 78		
												201	A	Cal St. Fullerton	71 69		
												225	H	Grand Canyon	72 67		
												240	A	Northern Ariz.	79 71		
												289	H	Eastern Wash.	92 54		
												339	A	Utah Valley	63 52		
												343	A	Sacramento St.	64 60		
EAST 10 Division I																	
				289	H	Eastern Wash.	92 54	186	A	Portland St.	65 78						
				184	H	Northern Colo.	58 67	42	A	South Dakota	64 96						
				145	H	Southern Utah	81 74	339	A	Utah Valley	63 52						
				343	A	Sacramento St.	64 60	201	A	Cal St. Fullerton	71 69						
				240	A	Northern Ariz.	79 71	146	N	Santa Clara	58 68						

-Div I Games: Mont. St.-Northern 98 45 Mont. St. Billings 70 53

Average RPI Win:	238	WON-LOST	WINNING	LAST 10	STRENGTH OF	OPP. STRENGTH	TEAM	ADJ.	CONF.	ADJ CONF.
Average RPI Loss:	73	RECORD	PCT. RANK	GAMES	SCHEDULE	OF SCHEDULE	RPI	RPI	RPI	RPI
DIV. I ONLY	7- 6	150	6-4	78	234	111	111	20	20	
DIV. I NON-CONF.	2- 5	259	1-3	18	129	140	140	17	17	
TOTALS	RPI 1-25	RPI 26-50	W-L RECORDS	RPI 51-100	RPI 101-150	RPI 150+				
7- 6	0- 2	0- 0	OVERALL	0- 2	1- 2	6- 0				
3- 2	0- 1	0- 0	HOME	0- 0	1- 1	2- 0				
4- 2	0- 0	0- 0	AWAY	0- 2	0- 0	4- 0				
0- 2	0- 1	0- 0	NEUTRAL	0- 0	0- 1	0- 0				
2- 5	0- 2	0- 0	NON-CONFERENCE	0- 2	0- 1	2- 0				
1- 1	0- 1	0- 0	HOME	0- 0	0- 0	1- 0				
1- 2	0- 0	0- 0	AWAY	0- 2	0- 0	1- 0				
0- 2	0- 1	0- 0	NEUTRAL	0- 0	0- 1	0- 0				
5- 1	0- 0	0- 0	CONFERENCE	0- 0	1- 1	4- 0				
2- 1	0- 0	0- 0	HOME	0- 0	1- 1	1- 0				
3- 0	0- 0	0- 0	AWAY	0- 0	0- 0	3- 0				
0- 0	0- 0	0- 0	NEUTRAL	0- 0	0- 0	0- 0				

RPI 1-25				RPI 26-50				RPI 51-100				RPI 101+ Team's RPI: 111			
RPI	S	Opponent	Score	RPI	S	Opponent	Score	RPI	S	Opponent	Score	RPI	S	Opponent	Score
7	H	Gonzaga	55 70					57	A	Minnesota	60 71	120	H	Idaho	68 69
19	N	Texas A&M	67 78					92	A	South Dakota St.	50 60	144	N	Wichita St.	64 66
												145	H	Southern Utah	91 65
												184	H	Northern Colo.	91 58
												186	A	Portland St.	73 62
												232	H	UC Davis	77 65
												240	A	Northern Ariz.	72 64
												337	A	Seattle U	73 65
												343	A	Sacramento St.	85 48
LAST 10 Division I															
120	H	Idaho	68 69	186	A	Portland St.	73 62								
145	H	Southern Utah	91 65	19	N	Texas A&M	67 78								
184	H	Northern Colo.	91 58	144	N	Wichita St.	64 66								
240	A	Northern Ariz.	72 64	7	H	Gonzaga	55 70								
343	A	Sacramento St.	85 48	337	A	Seattle U	73 65								

Non-Div I Games: Carroll (MT) 67 33 Mont. St.-Northern 93 34

Montana St.

Loss, Non-Conf, S Site, H Home A Away N Neutral

Average RPI Win:	284	WON-LOST	WINNING	LAST 10	STRENGTH OF	OPP. STRENGTH	TEAM	ADJ.	CONF.	ADJ CONF.
Average RPI Loss:	134	RECORD	PCT. RANK	GAMES	SCHEDULE	OF SCHEDULE	RPI	RPI	RPI	RPI
DIV. I ONLY	4- 10	273	3-7	140	279	283	283	21	21	
DIV. I NON-CONF.	2- 8	295	1-5	94	189	272	272	23	23	
TOTALS	RPI 1-25	RPI 26-50	W-L RECORDS	RPI 51-100	RPI 101-150	RPI 150+				
4- 10	0- 2	0- 0	OVERALL	0- 2	0- 1	4- 5				
4- 4	0- 0	0- 0	HOME	0- 1	0- 0	4- 3				
0- 6	0- 2	0- 0	AWAY	0- 1	0- 1	0- 2				
0- 0	0- 0	0- 0	NEUTRAL	0- 0	0- 0	0- 0				
2- 8	0- 2	0- 0	NON-CONFERENCE	0- 2	0- 1	2- 3				
2- 2	0- 0	0- 0	HOME	0- 1	0- 0	2- 1				
0- 6	0- 2	0- 0	AWAY	0- 1	0- 1	0- 2				
0- 0	0- 0	0- 0	NEUTRAL	0- 0	0- 0	0- 0				
2- 2	0- 0	0- 0	CONFERENCE	0- 0	0- 0	2- 2				
2- 2	0- 0	0- 0	HOME	0- 0	0- 0	2- 2				
0- 0	0- 0	0- 0	AWAY	0- 0	0- 0	0- 0				
0- 0	0- 0	0- 0	NEUTRAL	0- 0	0- 0	0- 0				

RPI	S	Opponent	Score
16	A	Baylor	47 94
18	A	Kentucky	54 79

RPI	S	Opponent	Score
-----	---	----------	-------

RPI	S	Opponent	Score
85	H	N.C. A&T	56 74
95	A	Michigan St.	48 93

RPI	S	Opponent	Score	Team's RPI: 283
116	A	Dayton	41 58	
164	H	Tennessee Tech	55 75	
174	A	Valparaiso	53 55	
202	A	Bowling Green	65 79	
221	H	Saint Francis (PA)	65 54	
223	H	Stetson	55 58	
243	H	Eastern Ill.	51 57	
290	H	Radford	73 62	
310	H	Jacksonville St.	67 48	
315	H	SIUE	75 69	

LAST 10 Division I

315	H	SIUE	75 69	243	H	Eastern Ill.	51 57
164	H	Tennessee Tech	55 75	95	A	Michigan St.	48 93
310	H	Jacksonville St.	67 48	116	A	Dayton	41 58
16	A	Baylor	47 94	290	H	Radford	73 62
174	A	Valparaiso	53 55	85	H	N.C. A&T	56 74

Non-Div I Games: Asbury 107 55 Midway 107 55

Morehead St.

■ Loss,
 ■ Non-Conf,
 ■ S Site,
 ■ H Home
 ■ A Away
 N Neutral

Average RPI Win:	309	WON-LOST	WINNING	LAST 10	STRENGTH OF	OPP. STRENGTH	TEAM	ADJ.	CONF.	ADJ CONF.
Average RPI Loss:	185	RECORD	PCT. RANK	GAMES	SCHEDULE	OF SCHEDULE	RPI	RPI	RPI	RPI
DIV. I ONLY	4- 11	283	3-7	290	305	296	296	29	29	
DIV. I NON-CONF.	2- 9	304	1-5	216	278	300	300	31	31	
TOTALS	RPI 1-25	RPI 26-50	W-L RECORDS	RPI 51-100	RPI 101-150	RPI 150+				
4- 11	0- 0	0- 1	OVERALL	0- 3	0- 0	4- 7				
2- 0	0- 0	0- 0	HOME	0- 0	0- 0	2- 0				
2- 9	0- 0	0- 1	AWAY	0- 2	0- 0	2- 6				
0- 2	0- 0	0- 0	NEUTRAL	0- 1	0- 0	0- 1				
2- 9	0- 0	0- 1	NON-CONFERENCE	0- 3	0- 0	2- 5				
1- 0	0- 0	0- 0	HOME	0- 0	0- 0	1- 0				
1- 7	0- 0	0- 1	AWAY	0- 2	0- 0	1- 4				
0- 2	0- 0	0- 0	NEUTRAL	0- 1	0- 0	0- 1				
2- 2	0- 0	0- 0	CONFERENCE	0- 0	0- 0	2- 2				
1- 0	0- 0	0- 0	HOME	0- 0	0- 0	1- 0				
1- 2	0- 0	0- 0	AWAY	0- 0	0- 0	1- 2				
0- 0	0- 0	0- 0	NEUTRAL	0- 0	0- 0	0- 0				

RPI 1-25				RPI 26-50				RPI 51-100				RPI 101+				Team's RPI: 296	
RPI	S	Opponent	Score	RPI	S	Opponent	Score	RPI	S	Opponent	Score	RPI	S	Opponent	Score		
				32	A	Marquette	48 70	55	A	Nebraska	55 78	166	N	Akron	45 52		
								60	A	Michigan	48 80	181	A	Bethune-Cookman	65 74		
								89	N	Stony Brook	56 63	245	A	Delaware St.	61 69		
												248	A	Omaha	64 70		
												260	H	Texas St.	72 62		
												281	A	Marshall	57 52		
												312	A	UMBC	63 65		
												321	A	Hofstra	39 51		
												327	A	Saint Peter's	77 78		
												345	H	South Carolina St.	77 47		
												350	A	Florida A&M	59 47		
LAST 10 Division I																	
				350	A	Florida A&M	59 47	181	A	Bethune-Cookman	65 74						
				345	H	South Carolina St.	77 47	260	H	Texas St.	72 62						
				245	A	Delaware St.	61 69	312	A	UMBC	63 65						
				166	N	Akron	45 52	321	A	Hofstra	39 51						
				89	N	Stony Brook	56 63	60	A	Michigan	48 80						

Non-Div I Games: Washington Adventis84 52 Notre Dame (MD) 113 34

Morgan St.

■ Loss,
■ Non-Conf,
■ S Site,
■ H Home
■ A Away
N Neutral

Mt. St. Mary's

Through Games Of Jan. 13, 2020

Average RPI Win:	280	WON-LOST	WINNING	LAST 10	STRENGTH OF	OPP. STRENGTH	TEAM	ADJ.	CONF.	ADJ CONF.
Average RPI Loss:	126	RECORD	PCT. RANK	GAMES	SCHEDULE	OF SCHEDULE	RPI	RPI	RPI	RPI
DIV. I ONLY	7- 8	193	5-5	275	136	214	214	30	30	
DIV. I NON-CONF.	4- 7	225	2-4	203	75	211	211	30	30	
TOTALS	RPI 1-25	RPI 26-50	W-L RECORDS	RPI 51-100	RPI 101-150	RPI 150+				
7- 8	0- 2	0- 1	OVERALL	0- 1	1- 0	6- 4				
4- 1	0- 0	0- 0	HOME	0- 1	0- 0	4- 0				
2- 6	0- 2	0- 1	AWAY	0- 0	0- 0	2- 3				
1- 1	0- 0	0- 0	NEUTRAL	0- 0	1- 0	0- 1				
4- 7	0- 2	0- 1	NON-CONFERENCE	0- 1	1- 0	3- 3				
2- 1	0- 0	0- 0	HOME	0- 1	0- 0	2- 0				
1- 5	0- 2	0- 1	AWAY	0- 0	0- 0	1- 2				
1- 1	0- 0	0- 0	NEUTRAL	0- 0	1- 0	0- 1				
3- 1	0- 0	0- 0	CONFERENCE	0- 0	0- 0	3- 1				
2- 0	0- 0	0- 0	HOME	0- 0	0- 0	2- 0				
1- 1	0- 0	0- 0	AWAY	0- 0	0- 0	1- 1				
0- 0	0- 0	0- 0	NEUTRAL	0- 0	0- 0	0- 0				

RPI 1-25				RPI 26-50				RPI 51-100				RPI 101+ Team's RPI: 214			
RPI	S	Opponent	Score	RPI	S	Opponent	Score	RPI	S	Opponent	Score	RPI	S	Opponent	Score
9	A	Indiana	52 75	44	A	Old Dominion	34 85	81	H	Lehigh	65 66	127	N	Richmond	75 67
18	A	Kentucky	44 67									170	N	Hampton	60 68
												177	A	Merrimack	55 76
												208	A	Towson	57 73
												279	H	Loyola Maryland	81 75
												285	H	Wagner	78 63
												290	A	Radford	75 58
												299	A	UMES	76 78
												312	H	UMBC	71 61
												318	A	Bryant	76 70
												346	H	LIU Brooklyn	75 57
LAST 10 Division I															
318	A	Bryant	76 70	177	A	Merrimack	55 76								
346	H	LIU Brooklyn	75 57	170	N	Hampton	60 68								
285	H	Wagner	78 63	299	A	UMES	76 78								
44	A	Old Dominion	34 85	81	H	Lehigh	65 66								
127	N	Richmond	75 67	279	H	Loyola Maryland	81 75								

Non-Div I Games: Frostburg St. 94 40

Mt. St. Mary's

■ Loss,
 ■ Non-Conf,
 ■ S Site,
 ■ H Home
 ■ A Away
 N Neutral

Average RPI Win:	271	WON-LOST	WINNING	LAST 10	STRENGTH OF	OPP. STRENGTH	TEAM	ADJ.	CONF.	ADJ CONF.
Average RPI Loss:	116	RECORD	PCT. RANK	GAMES	SCHEDULE	OF SCHEDULE	RPI	RPI	RPI	RPI
DIV. I ONLY	6- 7	201	5-5	272	156	216	216	21	21	
DIV. I NON-CONF.	5- 4	140	4-2	312	54	178	178	23	23	
TOTALS	RPI 1-25	RPI 26-50	W-L RECORDS	RPI 51-100	RPI 101-150	RPI 150+				
6- 7	0- 2	0- 0	OVERALL	0- 2	0- 0	6- 3				
3- 2	0- 0	0- 0	HOME	0- 1	0- 0	3- 1				
3- 5	0- 2	0- 0	AWAY	0- 1	0- 0	3- 2				
0- 0	0- 0	0- 0	NEUTRAL	0- 0	0- 0	0- 0				
5- 4	0- 2	0- 0	NON-CONFERENCE	0- 1	0- 0	5- 1				
2- 1	0- 0	0- 0	HOME	0- 0	0- 0	2- 1				
3- 3	0- 2	0- 0	AWAY	0- 1	0- 0	3- 0				
0- 0	0- 0	0- 0	NEUTRAL	0- 0	0- 0	0- 0				
1- 3	0- 0	0- 0	CONFERENCE	0- 1	0- 0	1- 2				
1- 1	0- 0	0- 0	HOME	0- 1	0- 0	1- 0				
0- 2	0- 0	0- 0	AWAY	0- 0	0- 0	0- 2				
0- 0	0- 0	0- 0	NEUTRAL	0- 0	0- 0	0- 0				

RPI 1-25				RPI 26-50				RPI 51-100				RPI 101+ Team's RPI: 216			
RPI	S	Opponent	Score	RPI	S	Opponent	Score	RPI	S	Opponent	Score	RPI	S	Opponent	Score
3	A	Louisville	40 76					77	H	UT Martin	64 89	151	H	Samford	56 84
13	A	Mississippi St.	43 124					93	A	Southern Ill.	66 76	164	A	Tennessee Tech	72 77
												193	H	Southeast Mo. St.	70 62
												213	H	Arkansas St.	77 62
												267	A	Lipscomb	67 57
												274	H	Indiana St.	70 62
												310	A	Jacksonville St.	51 68
												326	A	Evansville	61 59
												351	A	Mississippi Val.	72 66
LAST 10 Division I															
310	A	Jacksonville St.	51 68	164	A	Tennessee Tech	72 77								
193	H	Southeast Mo. St.	70 62	274	H	Indiana St.	70 62								
77	H	UT Martin	64 89	326	A	Evansville	61 59								
151	H	Samford	56 84	213	H	Arkansas St.	77 62								
93	A	Southern Ill.	66 76	267	A	Lipscomb	67 57								

Non-Div I Games: Cumberland (TN) 93 60 Christian Bros. 95 59

Murray St.

Loss, Non-Conf, S Site, H Home A Away N Neutral

Average RPI Win:	222	WON-LOST	WINNING	LAST 10	STRENGTH OF	OPP. STRENGTH	TEAM	ADJ.	CONF.	ADJ CONF.
Average RPI Loss:	73	RECORD	PCT. RANK	GAMES	SCHEDULE	OF SCHEDULE	RPI	RPI	RPI	RPI
DIV. I ONLY	9- 4	69	8-2	254	54	85	85	29	29	
DIV. I NON-CONF.	6- 4	122	5-2	124	16	63	63	31	31	
TOTALS	RPI 1-25	RPI 26-50	W-L RECORDS	RPI 51-100	RPI 101-150	RPI 150+				
9- 4	0- 1	0- 1	OVERALL	1- 1	1- 0	7- 1				
3- 0	0- 0	0- 0	HOME	1- 0	0- 0	2- 0				
5- 3	0- 1	0- 0	AWAY	0- 1	1- 0	4- 1				
1- 1	0- 0	0- 1	NEUTRAL	0- 0	0- 0	1- 0				
6- 4	0- 1	0- 1	NON-CONFERENCE	1- 1	1- 0	4- 1				
2- 0	0- 0	0- 0	HOME	1- 0	0- 0	1- 0				
3- 3	0- 1	0- 0	AWAY	0- 1	1- 0	2- 1				
1- 1	0- 0	0- 1	NEUTRAL	0- 0	0- 0	1- 0				
3- 0	0- 0	0- 0	CONFERENCE	0- 0	0- 0	3- 0				
1- 0	0- 0	0- 0	HOME	0- 0	0- 0	1- 0				
2- 0	0- 0	0- 0	AWAY	0- 0	0- 0	2- 0				
0- 0	0- 0	0- 0	NEUTRAL	0- 0	0- 0	0- 0				

RPI 1-25				RPI 26-50				RPI 51-100 Team's RPI: 85				RPI 101+			
RPI	S	Opponent	Score	RPI	S	Opponent	Score	RPI	S	Opponent	Score	RPI	S	Opponent	Score
21	A	NC State	44 80	31	N	Miami (FL)	67 68	72	A	Georgia	54 72	134	A	VCU	69 58
								98	H	UNC Greensboro	57 48	166	A	Akron	52 64
												168	A	Clemson	82 74
												210	H	ETSU	80 69
												213	N	Arkansas St.	55 50
												245	A	Delaware St.	69 45
												283	A	Morehead St.	74 56
												299	A	UMES	67 31
												350	H	Florida A&M	71 44
LAST 10 Division I															
299	A	UMES	67 31	245	A	Delaware St.	69 45	98	H	UNC Greensboro	57 48	283	A	Morehead St.	74 56
350	H	Florida A&M	71 44	213	N	Arkansas St.	55 50	31	N	Miami (FL)	67 68				
134	A	VCU	69 58												
168	A	Clemson	82 74												
166	A	Akron	52 64												

Non-Div I Games: Saint Augustine's 75 44 Johnson & Wales (NC121 61

N.C. A&T

Loss, Non-Conf, S Site, H Home A Away N Neutral

N.C. Central

Through Games Of Jan. 13, 2020

Average RPI Win:	276	WON-LOST	WINNING	LAST 10	STRENGTH OF	OPP. STRENGTH	TEAM	ADJ.	CONF.	ADJ CONF.
Average RPI Loss:	189	RECORD	PCT. RANK	GAMES	SCHEDULE	OF SCHEDULE	RPI	RPI	RPI	RPI
DIV. I ONLY	3- 11	301	2-8	302	220	324	324	29	29	
DIV. I NON-CONF.	2- 9	304	1-6	195	241	305	305	31	31	
TOTALS	RPI 1-25	RPI 26-50	W-L RECORDS	RPI 51-100	RPI 101-150	RPI 150+				
3- 11	0- 1	0- 0	OVERALL	0- 3	1- 0	2- 7				
2- 3	0- 0	0- 0	HOME	0- 0	1- 0	1- 3				
1- 7	0- 1	0- 0	AWAY	0- 3	0- 0	1- 3				
0- 1	0- 0	0- 0	NEUTRAL	0- 0	0- 0	0- 1				
2- 9	0- 1	0- 0	NON-CONFERENCE	0- 3	1- 0	1- 5				
1- 3	0- 0	0- 0	HOME	0- 0	1- 0	0- 3				
1- 5	0- 1	0- 0	AWAY	0- 3	0- 0	1- 1				
0- 1	0- 0	0- 0	NEUTRAL	0- 0	0- 0	0- 1				
1- 2	0- 0	0- 0	CONFERENCE	0- 0	0- 0	1- 2				
1- 0	0- 0	0- 0	HOME	0- 0	0- 0	1- 0				
0- 2	0- 0	0- 0	AWAY	0- 0	0- 0	0- 2				
0- 0	0- 0	0- 0	NEUTRAL	0- 0	0- 0	0- 0				

RPI 1-25				RPI 26-50				RPI 51-100				RPI 101+ Team's RPI: 324			
RPI	S	Opponent	Score	RPI	S	Opponent	Score	RPI	S	Opponent	Score	RPI	S	Opponent	Score
10	A	Iowa	50 102					69	A	North Carolina	53 92	131	H	Campbell	67 64
								76	A	CSU Bakersfield	71 80	211	N	Penn St.	68 92
								99	A	California	69 90	228	A	Col. of Charleston	78 85
												245	A	Delaware St.	54 64
												255	H	Winthrop	46 56
												272	H	High Point	58 78
												299	A	UMES	63 65
												311	H	FIU	58 59
												346	A	LIU Brooklyn	61 59
												350	H	Florida A&M	66 57
LAST 10 Division I															
245	A	Delaware St.	54 64	299	A	UMES	63 65								
350	H	Florida A&M	66 57	311	H	FIU	58 59								
346	A	LIU Brooklyn	61 59	76	A	CSU Bakersfield	71 80								
10	A	Iowa	50 102	211	N	Penn St.	68 92								
69	A	North Carolina	53 92	99	A	California	69 90								

Non-Div I Games: Washington Adventis83 48 Lincoln (PA) 53 68

N.C. Central

Loss, Non-Conf, S Site, H Home A Away N Neutral

N
C
S
t
a
t
e

NC State				Through Games Of Jan. 13, 2020						
Average RPI Win:	135	WON-LOST	WINNING	LAST 10	STRENGTH OF	OPP. STRENGTH	TEAM	ADJ.	CONF.	ADJ CONF.
Average RPI Loss:	69	RECORD	PCT. RANK	GAMES	SCHEDULE	OF SCHEDULE	RPI	RPI	RPI	RPI
DIV. I ONLY		15- 1	5	9-1	122	25	21	21	3	3
DIV. I NON-CONF.		11- 0	1	5-0	186	55	19	19	3	3
<hr/>										
TOTALS	RPI 1-25	RPI 26-50		W-L RECORDS	RPI 51-100		RPI 101-150		RPI 150+	
15- 1	1- 0	2- 0		OVERALL	3- 1		3- 0		6- 0	
9- 0	1- 0	2- 0		HOME	2- 0		0- 0		4- 0	
4- 1	0- 0	0- 0		AWAY	0- 1		3- 0		1- 0	
2- 0	0- 0	0- 0		NEUTRAL	1- 0		0- 0		1- 0	
<hr/>										
11- 0	1- 0	0- 0		NON-CONFERENCE	3- 0		1- 0		6- 0	
7- 0	1- 0	0- 0		HOME	2- 0		0- 0		4- 0	
2- 0	0- 0	0- 0		AWAY	0- 0		1- 0		1- 0	
2- 0	0- 0	0- 0		NEUTRAL	1- 0		0- 0		1- 0	
<hr/>										
4- 1	0- 0	2- 0		CONFERENCE	0- 1		2- 0		0- 0	
2- 0	0- 0	2- 0		HOME	0- 0		0- 0		0- 0	
2- 1	0- 0	0- 0		AWAY	0- 1		2- 0		0- 0	
0- 0	0- 0	0- 0		NEUTRAL	0- 0		0- 0		0- 0	
<hr/>										
RPI 1-25		Team's RPI: 21		RPI 26-50		RPI 51-100		RPI 101+		
RPI S	Opponent	Score		RPI S	Opponent	Score		RPI S	Opponent	Score
24 H	Maryland	66 59		26 H	Virginia	80 60		67 N	Texas	84 73
				37 H	Virginia Tech	76 69		69 A	North Carolina	60 66
								85 H	N.C. A&T	80 44
								87 H	Elon	62 49
								105 A	Boston College	72 54
								124 A	Notre Dame	90 56
								129 A	Saint Mary's (CA)	87 70
								189 H	Lamar University	81 40
								200 A	Hawaii	68 59
								222 H	Chattanooga	74 38
								224 H	UNCW	80 40
								249 H	Maine	62 34
								262 N	North Texas	76 65
<hr/>										
LAST 10 Division I										
69 A	North Carolina	60 66		124 A	Notre Dame	90 56				
26 H	Virginia	80 60		87 H	Elon	62 49				
37 H	Virginia Tech	76 69		24 H	Maryland	66 59				
105 A	Boston College	72 54		262 N	North Texas	76 65				
222 H	Chattanooga	74 38		200 A	Hawaii	68 59				

N
C
S
t
a
t
e

Non-Div I Games:

NC State

Average RPI Win:	321	WON-LOST	WINNING	LAST 10	STRENGTH OF	OPP. STRENGTH	TEAM	ADJ.	CONF.	ADJ CONF.
Average RPI Loss:	182	RECORD	PCT. RANK	GAMES	SCHEDULE	OF SCHEDULE	RPI	RPI	RPI	RPI
DIV. I ONLY	3- 13	315	3-7	249	326	317	317	15	15	
DIV. I NON-CONF.	3- 10	282	3-4	255	344	315	315	14	14	
TOTALS	RPI 1-25	RPI 26-50	W-L RECORDS	RPI 51-100	RPI 101-150	RPI 150+				
3- 13	0- 0	0- 1	OVERALL	0- 2	0- 3	3- 7				
2- 4	0- 0	0- 0	HOME	0- 1	0- 2	2- 1				
1- 9	0- 0	0- 1	AWAY	0- 1	0- 1	1- 6				
0- 0	0- 0	0- 0	NEUTRAL	0- 0	0- 0	0- 0				
3- 10	0- 0	0- 1	NON-CONFERENCE	0- 0	0- 3	3- 6				
2- 3	0- 0	0- 0	HOME	0- 0	0- 2	2- 1				
1- 7	0- 0	0- 1	AWAY	0- 0	0- 1	1- 5				
0- 0	0- 0	0- 0	NEUTRAL	0- 0	0- 0	0- 0				
0- 3	0- 0	0- 0	CONFERENCE	0- 2	0- 0	0- 1				
0- 1	0- 0	0- 0	HOME	0- 1	0- 0	0- 0				
0- 2	0- 0	0- 0	AWAY	0- 1	0- 0	0- 1				
0- 0	0- 0	0- 0	NEUTRAL	0- 0	0- 0	0- 0				

RPI 1-25				RPI 26-50				RPI 51-100				RPI 101+ Team's RPI: 317			
RPI	S	Opponent	Score	RPI	S	Opponent	Score	RPI	S	Opponent	Score	RPI	S	Opponent	Score
				41	A	Colorado	57 80	79	A	North Florida	48 71	109	H	Penn	51 85
								100	H	Liberty	53 67	112	H	Colgate	52 79
												140	A	Cornell	44 68
												172	A	Columbia	43 99
												183	A	Binghamton	40 75
												215	A	Jacksonville	67 88
												277	A	Vermont	59 65
												285	A	Wagner	59 61
												295	H	St. Francis Brooklyn	88 69
												313	A	Air Force	48 68
												327	H	Saint Peter's	76 73
												334	H	Fairleigh Dickinson	59 68
												342	A	Hartford	61 52
LAST 10 Division I															
				79	A	North Florida	48 71	215	A	Jacksonville	67 88				
				100	H	Liberty	53 67	334	H	Fairleigh Dickinson	59 68				
				183	A	Binghamton	40 75	342	A	Hartford	61 52				
				172	A	Columbia	43 99	327	H	Saint Peter's	76 73				
				277	A	Vermont	59 65	295	H	St. Francis Brooklyn	88 69				

Non-Div I Games:

NJIT

■ Loss,
 ■ Non-Conf,
 S Site,
 ■ Home
 ■ Away
 N Neutral

Navy

Through Games Of Jan. 13, 2020

Average RPI Win: 233	WON-LOST	WINNING	LAST 10	STRENGTH OF	OPP. STRENGTH	TEAM	ADJ.	CONF.	ADJ CONF.
Average RPI Loss: 157	RECORD	PCT. RANK	GAMES	SCHEDULE	OF SCHEDULE	RPI	RPI	RPI	RPI
DIV. I ONLY	4- 10	273	3-7	167	254	269	269	16	16
DIV. I NON-CONF.	4- 6	212	3-3	300	244	281	281	16	16
TOTALS	RPI 1-25	RPI 26-50	W-L RECORDS	RPI 51-100	RPI 101-150	RPI 150+			
4- 10	0- 0	0- 0	OVERALL	0- 3	0- 3	4- 4			
3- 3	0- 0	0- 0	HOME	0- 1	0- 1	3- 1			
1- 7	0- 0	0- 0	AWAY	0- 2	0- 2	1- 3			
0- 0	0- 0	0- 0	NEUTRAL	0- 0	0- 0	0- 0			
4- 6	0- 0	0- 0	NON-CONFERENCE	0- 1	0- 1	4- 4			
3- 1	0- 0	0- 0	HOME	0- 0	0- 0	3- 1			
1- 5	0- 0	0- 0	AWAY	0- 1	0- 1	1- 3			
0- 0	0- 0	0- 0	NEUTRAL	0- 0	0- 0	0- 0			
0- 4	0- 0	0- 0	CONFERENCE	0- 2	0- 2	0- 0			
0- 2	0- 0	0- 0	HOME	0- 1	0- 1	0- 0			
0- 2	0- 0	0- 0	AWAY	0- 1	0- 1	0- 0			
0- 0	0- 0	0- 0	NEUTRAL	0- 0	0- 0	0- 0			

RPI S	Opponent	Score	RPI S	Opponent	Score	RPI S	Opponent	Score	RPI S	Opponent	Score	Team's RPI: 269
						63	H Bucknell	34 61	112	A Colgate	55 80	
						69	A North Carolina	40 80	121	H Holy Cross	49 58	
						81	A Lehigh	40 70	148	A Saint Joseph's	40 49	
									168	A Clemson	65 52	
									192	H George Mason	58 67	
									206	H La Salle	61 46	
									244	H Kennesaw St.	82 62	
									249	A Maine	41 46	
									257	A Fairfield	52 66	
									277	A Vermont	56 64	
									313	H Air Force	67 59	
LAST 10 Division I												
			63	H Bucknell	34 61		112	A Colgate	55 80			
			121	H Holy Cross	49 58		257	A Fairfield	52 66			
			81	A Lehigh	40 70		206	H La Salle	61 46			
			148	A Saint Joseph's	40 49		244	H Kennesaw St.	82 62			
			192	H George Mason	58 67		313	H Air Force	67 59			

Non-Div I Games: Stevenson 70 36

Navy

Loss, Non-Conf, S Site, H Home A Away N Neutral

Nebraska

Through Games Of Jan. 13, 2020

Average RPI Win:	182	WON-LOST	WINNING	LAST 10	STRENGTH OF	OPP. STRENGTH	TEAM	ADJ.	CONF.	ADJ CONF.
Average RPI Loss:	45	RECORD	PCT. RANK	GAMES	SCHEDULE	OF SCHEDULE	RPI	RPI	RPI	RPI
DIV. I ONLY	13- 3	32	8-2	168	51	55	55	2	2	
DIV. I NON-CONF.	10- 1	19	5-0	316	77	101	101	2	2	
TOTALS	RPI 1-25	RPI 26-50	W-L RECORDS	RPI 51-100	RPI 101-150	RPI 150+				
13- 3	1- 2	1- 0	OVERALL	1- 1	2- 0	8- 0				
10- 1	1- 1	1- 0	HOME	1- 0	1- 0	6- 0				
1- 2	0- 1	0- 0	AWAY	0- 1	0- 0	1- 0				
2- 0	0- 0	0- 0	NEUTRAL	0- 0	1- 0	1- 0				
10- 1	0- 1	1- 0	NON-CONFERENCE	0- 0	1- 0	8- 0				
7- 1	0- 1	1- 0	HOME	0- 0	0- 0	6- 0				
1- 0	0- 0	0- 0	AWAY	0- 0	0- 0	1- 0				
2- 0	0- 0	0- 0	NEUTRAL	0- 0	1- 0	1- 0				
3- 2	1- 1	0- 0	CONFERENCE	1- 1	1- 0	0- 0				
3- 0	1- 0	0- 0	HOME	1- 0	1- 0	0- 0				
0- 2	0- 1	0- 0	AWAY	0- 1	0- 0	0- 0				
0- 0	0- 0	0- 0	NEUTRAL	0- 0	0- 0	0- 0				

RPI 1-25				RPI 26-50				RPI 51-100				Team's RPI: 55	RPI 101+			
RPI	S	Opponent	Score	RPI	S	Opponent	Score	RPI	S	Opponent	Score		RPI	S	Opponent	Score
10	H	Iowa	78 69	40	H	Duke	83 79	57	H	Minnesota	72 58		102	N	Southern California	67 54
14	H	Creighton	74 79					95	A	Michigan St.	70 78		117	H	Wisconsin	65 50
25	A	Rutgers	65 69										161	A	Missouri	90 85
													229	H	Manhattan	71 51
													239	H	Oral Roberts	77 67
													258	H	Southern U.	73 39
													264	N	Sacred Heart	72 49
													276	H	Alabama A&M	68 46
													296	H	Morgan St.	78 55
													315	H	SIUE	63 49
LAST 10 Division I																
117	H	Wisconsin	65 50	25	A	Rutgers	65 69	239	H	Oral Roberts	77 67					
57	H	Minnesota	72 58					40	H	Duke	83 79					
95	A	Michigan St.	70 78					264	N	Sacred Heart	72 49					
10	H	Iowa	78 69					102	N	Southern California	67 54					
229	H	Manhattan	71 51													

Non-Div I Games:

Nebraska

 Loss,
 Non-Conf, S Site,
 H Home
 A Away
N Neutral

Nevada

Through Games Of Jan. 13, 2020

Average RPI Win:	301	WON-LOST	WINNING	LAST 10	STRENGTH OF	OPP. STRENGTH	TEAM	ADJ.	CONF.	ADJ CONF.
Average RPI Loss:	177	RECORD	PCT. RANK	GAMES	SCHEDULE	OF SCHEDULE	RPI	RPI	RPI	RPI
DIV. I ONLY	7- 8	193	3-7	334	313	300	300	19	19	
DIV. I NON-CONF.	6- 4	122	2-3	335	328	265	265	25	25	
TOTALS	RPI 1-25	RPI 26-50	W-L RECORDS	RPI 51-100	RPI 101-150	RPI 150+				
7- 8	0- 0	0- 0	OVERALL	0- 1	1- 3	6- 4				
5- 3	0- 0	0- 0	HOME	0- 0	1- 1	4- 2				
1- 5	0- 0	0- 0	AWAY	0- 1	0- 2	1- 2				
1- 0	0- 0	0- 0	NEUTRAL	0- 0	0- 0	1- 0				
6- 4	0- 0	0- 0	NON-CONFERENCE	0- 0	1- 3	5- 1				
4- 1	0- 0	0- 0	HOME	0- 0	1- 1	3- 0				
1- 3	0- 0	0- 0	AWAY	0- 0	0- 2	1- 1				
1- 0	0- 0	0- 0	NEUTRAL	0- 0	0- 0	1- 0				
1- 4	0- 0	0- 0	CONFERENCE	0- 1	0- 0	1- 3				
1- 2	0- 0	0- 0	HOME	0- 0	0- 0	1- 2				
0- 2	0- 0	0- 0	AWAY	0- 1	0- 0	0- 1				
0- 0	0- 0	0- 0	NEUTRAL	0- 0	0- 0	0- 0				

RPI S	Opponent	Score	RPI S	Opponent	Score	RPI S	Opponent	Score	RPI S	Opponent	Score
						94	A Boise St.	40 54	102	A Southern California	47 50
									129	H Saint Mary's (CA)	78 72
									137	A Utah	62 68
									149	H SFA	65 80
									175	H San Jose St.	70 72
									186	A Portland St.	75 80
									259	A Colorado St.	70 75
									292	H Utah St.	69 60
									313	H Air Force	61 68
									323	N UTRGV	62 57
									330	H Cal Poly	71 40
									339	A Utah Valley	60 57
									343	H Sacramento St.	83 72
									348	H Chicago St.	80 60
LAST 10 Division I											
175	H	San Jose St.	70	72	292	H	Utah St.	69	60		
94	A	Boise St.	40	54	102	A	Southern California	47	50		
259	A	Colorado St.	70	75	137	A	Utah	62	68		
330	H	Cal Poly	71	40	313	H	Air Force	61	68		
323	N	UTRGV	62	57	149	H	SFA	65	80		

Non-Div I Games: Stanislaus St. 80 62

Nevada

Loss, Non-Conf, S Site, H Home A Away N Neutral

New Hampshire

Through Games Of Jan. 13, 2020

Average RPI Win:	333	WON-LOST	WINNING	LAST 10	STRENGTH OF	OPP. STRENGTH	TEAM	ADJ.	CONF.	ADJ CONF.
Average RPI Loss:	161	RECORD	PCT. RANK	GAMES	SCHEDULE	OF SCHEDULE	RPI	RPI	RPI	RPI
DIV. I ONLY	3- 12	309	2-8	214	284	304	304	28	28	
DIV. I NON-CONF.	2- 9	304	1-5	189	272	304	304	29	29	
TOTALS	RPI 1-25	RPI 26-50	W-L RECORDS	RPI 51-100	RPI 101-150	RPI 150+				
3- 12	0- 2	0- 0	OVERALL	0- 1	0- 2	3- 7				
2- 4	0- 0	0- 0	HOME	0- 1	0- 0	2- 3				
1- 8	0- 2	0- 0	AWAY	0- 0	0- 2	1- 4				
0- 0	0- 0	0- 0	NEUTRAL	0- 0	0- 0	0- 0				
2- 9	0- 2	0- 0	NON-CONFERENCE	0- 0	0- 2	2- 5				
1- 3	0- 0	0- 0	HOME	0- 0	0- 0	1- 3				
1- 6	0- 2	0- 0	AWAY	0- 0	0- 2	1- 2				
0- 0	0- 0	0- 0	NEUTRAL	0- 0	0- 0	0- 0				
1- 3	0- 0	0- 0	CONFERENCE	0- 1	0- 0	1- 2				
1- 1	0- 0	0- 0	HOME	0- 1	0- 0	1- 0				
0- 2	0- 0	0- 0	AWAY	0- 0	0- 0	0- 2				
0- 0	0- 0	0- 0	NEUTRAL	0- 0	0- 0	0- 0				

RPI 1-25				RPI 26-50				RPI 51-100				RPI 101+ Team's RPI: 304			
RPI	S	Opponent	Score	RPI	S	Opponent	Score	RPI	S	Opponent	Score	RPI	S	Opponent	Score
16	A	Baylor	29 97					89	H	Stony Brook	44 53	118	A	Massachusetts	65 67
20	A	Princeton	37 77									121	A	Holy Cross	61 82
												165	A	Dartmouth	47 66
												177	A	Merrimack	54 64
												185	H	Boston U.	64 78
												226	A	UMass Lowell	53 58
												241	H	Brown	68 76
												249	A	Maine	50 67
												318	A	Bryant	68 56
												319	H	North Dakota St.	61 67
												340	H	Central Conn. St.	70 59
												342	H	Hartford	72 71
LAST 10 Division I															
249	A	Maine	50 67	89	H	Stony Brook	44 53	165	A	Dartmouth	47 66	118	A	Massachusetts	65 67
342	H	Hartford	72 71	340	H	Central Conn. St.	70 59	121	A	Holy Cross	61 82	319	H	North Dakota St.	61 67
226	A	UMass Lowell	53 58												
20	A	Princeton	37 77												
121	A	Holy Cross	61 82												

Non-Div I Games: Wheaton (MA) 89 44

New Hampshire

Loss, Non-Conf, S Site, H Home A Away N Neutral

Average RPI Win:	222	WON-LOST	WINNING	LAST 10	STRENGTH OF	OPP. STRENGTH	TEAM	ADJ.	CONF.	ADJ CONF.
Average RPI Loss:	126	RECORD	PCT. RANK	GAMES	SCHEDULE	OF SCHEDULE	RPI	RPI	RPI	RPI
DIV. I ONLY	9- 8	164	3-7	158	167	171	171	19	19	
DIV. I NON-CONF.	8- 4	90	2-3	167	120	119	119	25	25	
TOTALS	RPI 1-25	RPI 26-50	W-L RECORDS	RPI 51-100	RPI 101-150	RPI 150+				
9- 8	0- 1	0- 1	OVERALL	0- 2	2- 1	7- 3				
5- 4	0- 0	0- 0	HOME	0- 1	2- 0	3- 3				
3- 3	0- 0	0- 1	AWAY	0- 1	0- 1	3- 0				
1- 1	0- 1	0- 0	NEUTRAL	0- 0	0- 0	1- 0				
8- 4	0- 1	0- 1	NON-CONFERENCE	0- 1	2- 0	6- 1				
5- 2	0- 0	0- 0	HOME	0- 1	2- 0	3- 1				
2- 1	0- 0	0- 1	AWAY	0- 0	0- 0	2- 0				
1- 1	0- 1	0- 0	NEUTRAL	0- 0	0- 0	1- 0				
1- 4	0- 0	0- 0	CONFERENCE	0- 1	0- 1	1- 2				
0- 2	0- 0	0- 0	HOME	0- 0	0- 0	0- 2				
1- 2	0- 0	0- 0	AWAY	0- 1	0- 1	1- 0				
0- 0	0- 0	0- 0	NEUTRAL	0- 0	0- 0	0- 0				

RPI 1-25				RPI 26-50				RPI 51-100				RPI 101+				Team's RPI: 171	
RPI	S	Opponent	Score	RPI	S	Opponent	Score	RPI	S	Opponent	Score	RPI	S	Opponent	Score		
22	N	West Virginia	60 73	38	A	Arizona St.	47 84	66	H	Ball St.	57 70	106	H	Providence	86 68		
								94	A	Boise St.	82 83	119	A	Fresno St.	81 84		
												135	H	Houston	81 71		
												161	N	Missouri	71 68		
												175	H	San Jose St.	80 81		
												203	A	UTEP	93 78		
												227	H	Wyoming	66 73		
												235	H	UC Riverside	80 70		
												240	H	Northern Ariz.	83 76		
												266	H	LMU (CA)	72 73		
												303	A	New Mexico St.	86 67		
												303	H	New Mexico St.	107 53		
												313	A	Air Force	75 53		
LAST 10 Division I																	
				119	A	Fresno St.	81 84					313	A	Air Force	75 53		
				175	H	San Jose St.	80 81					303	H	New Mexico St.	107 53		
				66	H	Ball St.	57 70					38	A	Arizona St.	47 84		
				266	H	LMU (CA)	72 73					227	H	Wyoming	66 73		
				106	H	Providence	86 68					94	A	Boise St.	82 83		

Non-Div I Games: Northern N.M. 92 44

New Mexico

■ Loss,
■ Non-Conf, S Site,
■ Home
■ Away
N Neutral

Average RPI Win:	310	WON-LOST	WINNING	LAST 10	STRENGTH OF	OPP. STRENGTH	TEAM	ADJ.	CONF.	ADJ CONF.
Average RPI Loss:	188	RECORD	PCT. RANK	GAMES	SCHEDULE	OF SCHEDULE	RPI	RPI	RPI	RPI
DIV. I ONLY	4- 11	283	3-7	257	312	303	303	32	32	
DIV. I NON-CONF.	2- 10	313	1-6	197	295	311	311	32	32	
TOTALS	RPI 1-25	RPI 26-50	W-L RECORDS	RPI 51-100	RPI 101-150	RPI 150+				
4- 11	0- 0	0- 1	OVERALL	0- 0	0- 2	4- 8				
2- 5	0- 0	0- 1	HOME	0- 0	0- 0	2- 4				
2- 4	0- 0	0- 0	AWAY	0- 0	0- 1	2- 3				
0- 2	0- 0	0- 0	NEUTRAL	0- 0	0- 1	0- 1				
2- 10	0- 0	0- 1	NON-CONFERENCE	0- 0	0- 2	2- 7				
1- 5	0- 0	0- 1	HOME	0- 0	0- 0	1- 4				
1- 3	0- 0	0- 0	AWAY	0- 0	0- 1	1- 2				
0- 2	0- 0	0- 0	NEUTRAL	0- 0	0- 1	0- 1				
2- 1	0- 0	0- 0	CONFERENCE	0- 0	0- 0	2- 1				
1- 0	0- 0	0- 0	HOME	0- 0	0- 0	1- 0				
1- 1	0- 0	0- 0	AWAY	0- 0	0- 0	1- 1				
0- 0	0- 0	0- 0	NEUTRAL	0- 0	0- 0	0- 0				

RPI 1-25				RPI 26-50				RPI 51-100				RPI 101+ Team's RPI: 303			
RPI	S	Opponent	Score	RPI	S	Opponent	Score	RPI	S	Opponent	Score	RPI	S	Opponent	Score
				38	H	Arizona St.	47 70					114	A	Abilene Christian	54 67
												143	N	Western Mich.	76 79
												171	A	New Mexico	53 107
												171	H	New Mexico	67 86
												203	A	UTEP	45 65
												203	H	UTEP	57 63
												231	H	Pepperdine	69 72
												235	H	UC Riverside	58 60
												236	A	UMKC	52 56
												294	A	Denver	78 75
												298	H	Weber St.	77 47
												301	H	California Baptist	57 56
												320	N	Georgia St.	51 59
												348	A	Chicago St.	73 60
LAST 10 Division I															
				348	A	Chicago St.	73 60					236	A	UMKC	52 56
				301	H	California Baptist	57 56					298	H	Weber St.	77 47
				114	A	Abilene Christian	54 67					143	N	Western Mich.	76 79
				38	H	Arizona St.	47 70					320	N	Georgia St.	51 59
				171	A	New Mexico	53 107					203	A	UTEP	45 65

Non-Div I Games: Western N.M. 75 56

New Mexico St.

■ Loss,
 ■ Non-Conf, S Site,
 ■ Home
 ■ Away
 N Neutral

New Orleans

Through Games Of Jan. 13, 2020

Average RPI Win:	223	WON-LOST	WINNING	LAST 10	STRENGTH OF	OPP. STRENGTH	TEAM	ADJ.	CONF.	ADJ CONF.
Average RPI Loss:	115	RECORD	PCT. RANK	GAMES	SCHEDULE	OF SCHEDULE	RPI	RPI	RPI	RPI
DIV. I ONLY	6- 7	201	5-5	45	319	101	101	25	25	
DIV. I NON-CONF.	2- 5	259	1-3	26	224	141	141	22	22	
TOTALS	RPI 1-25	RPI 26-50	W-L RECORDS	RPI 51-100	RPI 101-150	RPI 150+				
6- 7	0- 0	0- 2	OVERALL	0- 1	1- 3	5- 1				
2- 2	0- 0	0- 0	HOME	0- 0	1- 2	1- 0				
4- 5	0- 0	0- 2	AWAY	0- 1	0- 1	4- 1				
0- 0	0- 0	0- 0	NEUTRAL	0- 0	0- 0	0- 0				
2- 5	0- 0	0- 2	NON-CONFERENCE	0- 1	0- 1	2- 1				
1- 1	0- 0	0- 0	HOME	0- 0	0- 1	1- 0				
1- 4	0- 0	0- 2	AWAY	0- 1	0- 0	1- 1				
0- 0	0- 0	0- 0	NEUTRAL	0- 0	0- 0	0- 0				
4- 2	0- 0	0- 0	CONFERENCE	0- 0	1- 2	3- 0				
1- 1	0- 0	0- 0	HOME	0- 0	1- 1	0- 0				
3- 1	0- 0	0- 0	AWAY	0- 0	0- 1	3- 0				
0- 0	0- 0	0- 0	NEUTRAL	0- 0	0- 0	0- 0				

RPI S	Opponent	Score	RPI S	Opponent	Score	RPI S	Opponent	Score	RPI S	Opponent	Score	Team's RPI: 101
34	A LSU	49 83	82	A Iowa St.	53 71	114	A Abilene Christian	62 76				
46	A Arkansas	52 82				128	H Louisiana	60 65				
						141	H Sam Houston St.	46 78				
						149	H SFA	53 50				
						167	H North Dakota	79 73				
						189	A Lamar University	62 57				
						246	A Central Ark.	49 37				
						251	A Ole Miss	69 64				
						260	A Texas St.	49 51				
						338	A Incarnate Word	67 55				
LAST 10 Division I												
246	A Central Ark.	49 37	338	A Incarnate Word	67 55							
149	H SFA	53 50	114	A Abilene Christian	62 76							
189	A Lamar University	62 57	82	A Iowa St.	53 71							
167	H North Dakota	79 73	260	A Texas St.	49 51							
141	H Sam Houston St.	46 78	128	H Louisiana	60 65							

Non-Div I Games: Pensacola Christian91 31 Tougaloo 91 69

New Orleans

Loss, Non-Conf, S Site, H Home A Away N Neutral

Niagara

Through Games Of Jan. 13, 2020

Average RPI Win:	307	WON-LOST	WINNING	LAST 10	STRENGTH OF	OPP. STRENGTH	TEAM	ADJ.	CONF.	ADJ CONF.
Average RPI Loss:	145	RECORD	PCT. RANK	GAMES	SCHEDULE	OF SCHEDULE	RPI	RPI	RPI	RPI
DIV. I ONLY	3- 10	298	3-7	102	327	247	247	24	24	
DIV. I NON-CONF.	2- 7	288	2-4	127	318	253	253	24	24	
TOTALS	RPI 1-25	RPI 26-50	W-L RECORDS	RPI 51-100	RPI 101-150	RPI 150+				
3- 10	0- 1	0- 0	OVERALL	0- 2	0- 3	3- 4				
2- 2	0- 0	0- 0	HOME	0- 2	0- 0	2- 0				
1- 8	0- 1	0- 0	AWAY	0- 0	0- 3	1- 4				
0- 0	0- 0	0- 0	NEUTRAL	0- 0	0- 0	0- 0				
2- 7	0- 1	0- 0	NON-CONFERENCE	0- 1	0- 2	2- 3				
1- 1	0- 0	0- 0	HOME	0- 1	0- 0	1- 0				
1- 6	0- 1	0- 0	AWAY	0- 0	0- 2	1- 3				
0- 0	0- 0	0- 0	NEUTRAL	0- 0	0- 0	0- 0				
1- 3	0- 0	0- 0	CONFERENCE	0- 1	0- 1	1- 1				
1- 1	0- 0	0- 0	HOME	0- 1	0- 0	1- 0				
0- 2	0- 0	0- 0	AWAY	0- 0	0- 1	0- 1				
0- 0	0- 0	0- 0	NEUTRAL	0- 0	0- 0	0- 0				

RPI S	Opponent	Score	RPI S	Opponent	Score	RPI S	Opponent	Score	RPI S	Opponent	Score
25	A Rutgers	37 87				71	H Marist	67 94	112	A Colgate	72 85
						80	H Buffalo	67 81	123	A Rider	75 79
									140	A Cornell	59 82
									183	A Binghamton	55 74
									220	A Howard	42 91
									229	A Manhattan	65 68
									268	A St. Bonaventure	67 71
									270	H Oakland	77 63
									309	H Siena	68 61
									341	A Coppin St.	82 67
LAST 10 Division I											
309	H Siena	68 61	71	H Marist	67 94						
229	A Manhattan	65 68	112	A Colgate	72 85						
123	A Rider	75 79	270	H Oakland	77 63						
341	A Coppin St.	82 67	140	A Cornell	59 82						
220	A Howard	42 91	183	A Binghamton	55 74						

Non-Div I Games:

Niagara

Loss, Non-Conf, S Site, H Home A Away N Neutral

Average RPI Win:	305	WON-LOST	WINNING	LAST 10	STRENGTH OF	OPP. STRENGTH	TEAM	ADJ.	CONF.	ADJ CONF.
Average RPI Loss:	135	RECORD	PCT. RANK	GAMES	SCHEDULE	OF SCHEDULE	RPI	RPI	RPI	RPI
DIV. I ONLY	2- 11	324	2-8	139	247	284	284	25	25	
DIV. I NON-CONF.	1- 6	318	1-3	67	84	256	256	22	22	
TOTALS	RPI 1-25	RPI 26-50	W-L RECORDS	RPI 51-100	RPI 101-150	RPI 150+				
2- 11	0- 1	0- 2	OVERALL	0- 1	0- 3	2- 4				
1- 2	0- 0	0- 0	HOME	0- 0	0- 1	1- 1				
1- 8	0- 1	0- 2	AWAY	0- 0	0- 2	1- 3				
0- 1	0- 0	0- 0	NEUTRAL	0- 1	0- 0	0- 0				
1- 6	0- 1	0- 2	NON-CONFERENCE	0- 1	0- 1	1- 1				
1- 0	0- 0	0- 0	HOME	0- 0	0- 0	1- 0				
0- 5	0- 1	0- 2	AWAY	0- 0	0- 1	0- 1				
0- 1	0- 0	0- 0	NEUTRAL	0- 1	0- 0	0- 0				
1- 5	0- 0	0- 0	CONFERENCE	0- 0	0- 2	1- 3				
0- 2	0- 0	0- 0	HOME	0- 0	0- 1	0- 1				
1- 3	0- 0	0- 0	AWAY	0- 0	0- 1	1- 2				
0- 0	0- 0	0- 0	NEUTRAL	0- 0	0- 0	0- 0				

RPI 1-25				RPI 26-50				RPI 51-100				RPI 101+ Team's RPI: 284			
RPI	S	Opponent	Score	RPI	S	Opponent	Score	RPI	S	Opponent	Score	RPI	S	Opponent	Score
9	A	Indiana	47 111	33	A	TCU	47 72	79	N	North Florida	61 64	114	H	Abilene Christian	84 95
				34	A	LSU	32 63					138	A	Rice	47 71
												141	A	Sam Houston St.	71 87
												189	H	Lamar University	78 84
												194	A	A&M-Corpus Christi	49 55
												215	A	Jacksonville	55 72
												261	A	Southeastern La.	67 65
												338	A	Incarnate Word	51 53
												349	H	La.-Monroe	74 59
LAST 10 Division I															
189	H	Lamar University	78 84	261	A	Southeastern La.	67 65								
141	A	Sam Houston St.	71 87	349	H	La.-Monroe	74 59								
338	A	Incarnate Word	51 53	34	A	LSU	32 63								
114	H	Abilene Christian	84 95	79	N	North Florida	61 64								
194	A	A&M-Corpus Christi	49 55	215	A	Jacksonville	55 72								

Non-Div I Games: Southern-N.O. 94 61 Paul Quinn 101 68

Nicholls St.

Loss, Non-Conf, S Site, H Home A Away N Neutral

Average RPI Win:	214	WON-LOST	WINNING	LAST 10	STRENGTH OF	OPP. STRENGTH	TEAM	ADJ.	CONF.	ADJ CONF.
Average RPI Loss:	150	RECORD	PCT. RANK	GAMES	SCHEDULE	OF SCHEDULE	RPI	RPI	RPI	RPI
DIV. I ONLY	8- 7	155	6-4	151	263	157	157	29	29	
DIV. I NON-CONF.	5- 7	205	3-4	134	232	186	186	31	31	
TOTALS	RPI 1-25	RPI 26-50	W-L RECORDS	RPI 51-100	RPI 101-150	RPI 150+				
8- 7	0- 1	0- 0	OVERALL	1- 1	0- 2	7- 3				
3- 3	0- 0	0- 0	HOME	0- 1	0- 0	3- 2				
4- 3	0- 0	0- 0	AWAY	0- 0	0- 2	4- 1				
1- 1	0- 1	0- 0	NEUTRAL	1- 0	0- 0	0- 0				
5- 7	0- 1	0- 0	NON-CONFERENCE	1- 1	0- 2	4- 3				
2- 3	0- 0	0- 0	HOME	0- 1	0- 0	2- 2				
2- 3	0- 0	0- 0	AWAY	0- 0	0- 2	2- 1				
1- 1	0- 1	0- 0	NEUTRAL	1- 0	0- 0	0- 0				
3- 0	0- 0	0- 0	CONFERENCE	0- 0	0- 0	3- 0				
1- 0	0- 0	0- 0	HOME	0- 0	0- 0	1- 0				
2- 0	0- 0	0- 0	AWAY	0- 0	0- 0	2- 0				
0- 0	0- 0	0- 0	NEUTRAL	0- 0	0- 0	0- 0				

RPI 1-25				RPI 26-50				RPI 51-100				RPI 101+				Team's RPI: 157
RPI	S	Opponent	Score	RPI	S	Opponent	Score	RPI	S	Opponent	Score	RPI	S	Opponent	Score	
22	N	West Virginia	55 72					79	N	North Florida	57 54	127	A	Richmond	69 77	
								100	H	Liberty	48 67	150	A	William & Mary	56 65	
												163	H	Robert Morris	62 69	
												170	A	Hampton	77 56	
												181	H	Bethune-Cookman	61 51	
												206	H	La Salle	52 55	
												215	A	Jacksonville	71 64	
												220	A	Howard	83 80	
												234	H	Longwood	49 46	
												272	H	High Point	72 58	
												281	A	Marshall	69 75	
												341	A	Coppin St.	85 48	
LAST 10 Division I																
341	A	Coppin St.	85 48	220	A	Howard	83 80									
181	H	Bethune-Cookman	61 51	22	N	West Virginia	55 72									
127	A	Richmond	69 77	170	A	Hampton	77 56									
150	A	William & Mary	56 65	234	H	Longwood	49 46									
163	H	Robert Morris	62 69	215	A	Jacksonville	71 64									

Non-Div I Games: Virginia-Lynchburg 123 48

Norfolk St.

Average RPI Win:	258	WON-LOST	WINNING	LAST 10	STRENGTH OF	OPP. STRENGTH	TEAM	ADJ.	CONF.	ADJ CONF.
Average RPI Loss:	81	RECORD	PCT. RANK	GAMES	SCHEDULE	OF SCHEDULE	RPI	RPI	RPI	RPI
DIV. I ONLY	11- 3	43	9-1	345	169	169	169	15	15	
DIV. I NON-CONF.	7- 3	80	5-1	348	243	235	235	14	14	
TOTALS	RPI 1-25	RPI 26-50	W-L RECORDS	RPI 51-100	RPI 101-150	RPI 150+				
11- 3	0- 1	0- 0	OVERALL	2- 1	0- 0	9- 1				
3- 1	0- 0	0- 0	HOME	1- 0	0- 0	2- 1				
4- 2	0- 1	0- 0	AWAY	1- 1	0- 0	3- 0				
4- 0	0- 0	0- 0	NEUTRAL	0- 0	0- 0	4- 0				
7- 3	0- 1	0- 0	NON-CONFERENCE	0- 1	0- 0	7- 1				
1- 1	0- 0	0- 0	HOME	0- 0	0- 0	1- 1				
2- 2	0- 1	0- 0	AWAY	0- 1	0- 0	2- 0				
4- 0	0- 0	0- 0	NEUTRAL	0- 0	0- 0	4- 0				
4- 0	0- 0	0- 0	CONFERENCE	2- 0	0- 0	2- 0				
2- 0	0- 0	0- 0	HOME	1- 0	0- 0	1- 0				
2- 0	0- 0	0- 0	AWAY	1- 0	0- 0	1- 0				
0- 0	0- 0	0- 0	NEUTRAL	0- 0	0- 0	0- 0				

RPI 1-25				RPI 26-50				RPI 51-100				RPI 101+ Team's RPI: 169			
RPI	S	Opponent	Score	RPI	S	Opponent	Score	RPI	S	Opponent	Score	RPI	S	Opponent	Score
10	A	Iowa	81 86					79	H	North Florida	54 51	151	H	Samford	63 79
								82	A	Iowa St.	72 80	215	H	Jacksonville	76 65
								100	A	Liberty	76 71	256	N	UC Irvine	88 60
												267	A	Lipscomb	84 72
												276	N	Alabama A&M	80 65
												305	A	Alabama St.	81 60
												315	N	SIUE	85 67
												331	A	Tennessee St.	88 63
												345	N	South Carolina St.	99 46
												351	H	Mississippi Val.	86 60
LAST 10 Division I															
267	A	Lipscomb	84 72	100	A	Liberty	76 71								
215	H	Jacksonville	76 65	315	N	SIUE	85 67								
79	H	North Florida	54 51	305	A	Alabama St.	81 60								
82	A	Iowa St.	72 80	256	N	UC Irvine	88 60								
345	N	South Carolina St.	99 46	276	N	Alabama A&M	80 65								

Non-Div I Games: Virginia-Lynchburg 128 26 Oakwood 120 38

North Ala.

Loss, Non-Conf, S Site, H Home A Away N Neutral

North Carolina

Through Games Of Jan. 13, 2020

Average RPI Win:	188	WON-LOST	WINNING	LAST 10	STRENGTH OF	OPP. STRENGTH	TEAM	ADJ.	CONF.	ADJ CONF.
Average RPI Loss:	45	RECORD	PCT. RANK	GAMES	SCHEDULE	OF SCHEDULE	RPI	RPI	RPI	RPI
DIV. I ONLY	12- 4	52	6-4	195	30	69	69	3	3	
DIV. I NON-CONF.	9- 2	40	3-2	309	58	124	124	3	3	
TOTALS	RPI 1-25	RPI 26-50	W-L RECORDS	RPI 51-100	RPI 101-150	RPI 150+				
12- 4	1- 1	1- 1	OVERALL	2- 2	1- 0	7- 0				
8- 1	1- 0	0- 0	HOME	1- 1	1- 0	5- 0				
1- 3	0- 1	1- 1	AWAY	0- 1	0- 0	0- 0				
3- 0	0- 0	0- 0	NEUTRAL	1- 0	0- 0	2- 0				
9- 2	0- 0	0- 0	NON-CONFERENCE	2- 2	1- 0	6- 0				
6- 1	0- 0	0- 0	HOME	1- 1	1- 0	4- 0				
0- 1	0- 0	0- 0	AWAY	0- 1	0- 0	0- 0				
3- 0	0- 0	0- 0	NEUTRAL	1- 0	0- 0	2- 0				
3- 2	1- 1	1- 1	CONFERENCE	0- 0	0- 0	1- 0				
2- 0	1- 0	0- 0	HOME	0- 0	0- 0	1- 0				
1- 2	0- 1	1- 1	AWAY	0- 0	0- 0	0- 0				
0- 0	0- 0	0- 0	NEUTRAL	0- 0	0- 0	0- 0				

RPI S	Opponent	Score	RPI S	Opponent	Score	RPI S	Opponent	Score	RPI S	Opponent	Score
17	A Florida St.	64 78	26	A Virginia	65 47	51	H Yale	63 66	126	H Illinois	85 60
21	H NC State	66 60	37	A Virginia Tech	70 76	52	N Temple	71 58	161	N Missouri	82 69
						75	A Alabama	77 83	224	N UNCW	85 45
						87	H Elon	76 46	269	H Navy	80 40
									288	H Pittsburgh	70 62
									324	H N.C. Central	92 53
									335	H Western Caro.	92 55
									347	H Charleston So.	85 54
LAST 10 Division I											
21	H NC State	66 60	17	A Florida St.	64 78	224	N UNCW	85 45			
37	A Virginia Tech	70 76	75	A Alabama	77 83	324	H N.C. Central	92 53			
26	A Virginia	65 47	51	H Yale	63 66	126	H Illinois	85 60			
288	H Pittsburgh	70 62									

Non-Div I Games:

North Carolina

Loss, Non-Conf, S Site, H Home A Away N Neutral

North Dakota

Through Games Of Jan. 13, 2020

Average RPI Win:	270	WON-LOST	WINNING	LAST 10	STRENGTH OF	OPP. STRENGTH	TEAM	ADJ.	CONF.	ADJ CONF.
Average RPI Loss:	134	RECORD	PCT. RANK	GAMES	SCHEDULE	OF SCHEDULE	RPI	RPI	RPI	RPI
DIV. I ONLY	10- 5	79	6-4	323	227	167	167	18	18	
DIV. I NON-CONF.	7- 4	100	3-3	279	262	139	139	19	19	
TOTALS	RPI 1-25	RPI 26-50	W-L RECORDS	RPI 51-100	RPI 101-150	RPI 150+				
10- 5	0- 0	0- 1	OVERALL	0- 1	0- 1	10- 2				
4- 1	0- 0	0- 0	HOME	0- 1	0- 0	4- 0				
6- 4	0- 0	0- 1	AWAY	0- 0	0- 1	6- 2				
0- 0	0- 0	0- 0	NEUTRAL	0- 0	0- 0	0- 0				
7- 4	0- 0	0- 1	NON-CONFERENCE	0- 1	0- 1	7- 1				
2- 1	0- 0	0- 0	HOME	0- 1	0- 0	2- 0				
5- 3	0- 0	0- 1	AWAY	0- 0	0- 1	5- 1				
0- 0	0- 0	0- 0	NEUTRAL	0- 0	0- 0	0- 0				
3- 1	0- 0	0- 0	CONFERENCE	0- 0	0- 0	3- 1				
2- 0	0- 0	0- 0	HOME	0- 0	0- 0	2- 0				
1- 1	0- 0	0- 0	AWAY	0- 0	0- 0	1- 1				
0- 0	0- 0	0- 0	NEUTRAL	0- 0	0- 0	0- 0				

RPI S	Opponent	Score	RPI S	Opponent	Score	RPI S	Opponent	Score	RPI S	Opponent	Score	Team's RPI: 167
50	A Arizona	42 74	84	H Illinois St.	58 66	101	A New Orleans	73 79	174	H Valparaiso	65 63	
						191	H Rhode Island	67 61	195	A SMU	51 66	
						225	A Grand Canyon	78 76	239	A Oral Roberts	52 75	
						248	H Omaha	63 57	265	A Milwaukee	66 58	
						287	A Ga. Southern	69 56	294	A Denver	90 82	
						322	H Purdue Fort Wayne	91 85	345	A South Carolina St.	95 53	
						347	A Charleston So.	73 57				
LAST 10 Division I												
248	H Omaha	63 57	239	A Oral Roberts	52 75							
322	H Purdue Fort Wayne	91 85	195	A SMU	51 66							
294	A Denver	90 82	347	A Charleston So.	73 57							
101	A New Orleans	73 79	345	A South Carolina St.	95 53							
265	A Milwaukee	66 58	84	H Illinois St.	58 66							

Non-Div I Games: Northland 118 35 Mayville St. 83 52

North Dakota

Loss, Non-Conf, S Site, H Home A Away N Neutral

Average RPI Win:	304	WON-LOST	WINNING	LAST 10	STRENGTH OF	OPP. STRENGTH	TEAM	ADJ.	CONF.	ADJ CONF.
Average RPI Loss:	160	RECORD	PCT. RANK	GAMES	SCHEDULE	OF SCHEDULE	RPI	RPI	RPI	RPI
DIV. I ONLY	1- 12	339	1-9	221	153	319	319	18	18	
DIV. I NON-CONF.	1- 9	326	1-6	149	143	301	301	19	19	
TOTALS	RPI 1-25	RPI 26-50	W-L RECORDS	RPI 51-100	RPI 101-150	RPI 150+				
1- 12	0- 1	0- 1	OVERALL	0- 1	0- 2	1- 7				
0- 6	0- 0	0- 0	HOME	0- 1	0- 1	0- 4				
1- 6	0- 1	0- 1	AWAY	0- 0	0- 1	1- 3				
0- 0	0- 0	0- 0	NEUTRAL	0- 0	0- 0	0- 0				
1- 9	0- 1	0- 1	NON-CONFERENCE	0- 1	0- 2	1- 4				
0- 5	0- 0	0- 0	HOME	0- 1	0- 1	0- 3				
1- 4	0- 1	0- 1	AWAY	0- 0	0- 1	1- 1				
0- 0	0- 0	0- 0	NEUTRAL	0- 0	0- 0	0- 0				
0- 3	0- 0	0- 0	CONFERENCE	0- 0	0- 0	0- 3				
0- 1	0- 0	0- 0	HOME	0- 0	0- 0	0- 1				
0- 2	0- 0	0- 0	AWAY	0- 0	0- 0	0- 2				
0- 0	0- 0	0- 0	NEUTRAL	0- 0	0- 0	0- 0				

RPI	S	Opponent	Score	RPI	S	Opponent	Score	RPI	S	Opponent	Score	RPI	S	Opponent	Score	Team's RPI: 319
14	A	Creighton	59 70	36	A	UNI	63 95	82	H	Iowa St.	58 86	108	A	Bradley	64 70	
												117	H	Wisconsin	63 64	
												174	H	Valparaiso	54 66	
												182	A	Northeastern	61 72	
												212	H	Northern Ill.	68 74	
												227	H	Wyoming	57 66	
												233	H	Western Ill.	78 79	
												239	A	Oral Roberts	62 70	
												294	A	Denver	82 91	
												304	A	New Hampshire	67 61	
LAST 10 Division I																
233	H	Western Ill.	78 79	239	A	Oral Roberts	62 70									
294	A	Denver	82 91	182	A	Northeastern	61 72									
117	H	Wisconsin	63 64	227	H	Wyoming	57 66									
108	A	Bradley	64 70	82	H	Iowa St.	58 86									
304	A	New Hampshire	67 61	14	A	Creighton	59 70									

Non-Div I Games: Waldorf 92 26 Mayville St. 97 59

North Dakota St.

Loss, Non-Conf, S Site, H Home A Away N Neutral

North Florida

Through Games Of Jan. 13, 2020

Average RPI Win:	239	WON-LOST	WINNING	LAST 10	STRENGTH OF	OPP. STRENGTH	TEAM	ADJ.	CONF.	ADJ CONF.
Average RPI Loss:	76	RECORD	PCT. RANK	GAMES	SCHEDULE	OF SCHEDULE	RPI	RPI	RPI	RPI
DIV. I ONLY	7- 8	193	5-5	33	204	79	79	15	15	
DIV. I NON-CONF.	5- 6	187	3-3	33	122	71	71	14	14	
TOTALS	RPI 1-25	RPI 26-50	W-L RECORDS	RPI 51-100	RPI 101-150	RPI 150+				
7- 8	0- 2	0- 2	OVERALL	0- 1	2- 1	5- 2				
2- 1	0- 0	0- 1	HOME	0- 0	1- 0	1- 0				
3- 5	0- 2	0- 1	AWAY	0- 0	0- 1	3- 1				
2- 2	0- 0	0- 0	NEUTRAL	0- 1	1- 0	1- 1				
5- 6	0- 2	0- 1	NON-CONFERENCE	0- 1	2- 1	3- 1				
1- 0	0- 0	0- 0	HOME	0- 0	1- 0	0- 0				
2- 4	0- 2	0- 1	AWAY	0- 0	0- 1	2- 0				
2- 2	0- 0	0- 0	NEUTRAL	0- 1	1- 0	1- 1				
2- 2	0- 0	0- 1	CONFERENCE	0- 0	0- 0	2- 1				
1- 1	0- 0	0- 1	HOME	0- 0	0- 0	1- 0				
1- 1	0- 0	0- 0	AWAY	0- 0	0- 0	1- 1				
0- 0	0- 0	0- 0	NEUTRAL	0- 0	0- 0	0- 0				

RPI 1-25				RPI 26-50				RPI 51-100				Team's RPI: 79		RPI 101+			
RPI	S	Opponent	Score	RPI	S	Opponent	Score	RPI	S	Opponent	Score			RPI	S	Opponent	Score
9	A	Indiana	45 72	31	A	Miami (FL)	55 78	71	N	Marist	54 69			117	A	Wisconsin	62 75
17	A	Florida St.	41 70	35	H	FGCU	50 72							121	H	Holy Cross	80 60
														123	N	Rider	80 70
														157	N	Norfolk St.	54 57
														169	A	North Ala.	51 54
														244	A	Kennesaw St.	64 55
														276	A	Alabama A&M	73 64
														284	N	Nicholls St.	64 61
														311	A	FIU	64 49
														317	H	NJIT	71 48
LAST 10 Division I																	
				317	H	NJIT	71 48					35	H	FGCU	50 72		
				244	A	Kennesaw St.	64 55					9	A	Indiana	45 72		
				169	A	North Ala.	51 54					284	N	Nicholls St.	64 61		
				121	H	Holy Cross	80 60					157	N	Norfolk St.	54 57		
				17	A	Florida St.	41 70					123	N	Rider	80 70		

Non-Div I Games: Warner 110 46 Edward Waters 80 51

North Florida

Loss, Non-Conf, S Site, H Home A Away N Neutral

North Texas

Through Games Of Jan. 13, 2020

Average RPI Win:	211	WON-LOST	WINNING	LAST 10	STRENGTH OF	OPP. STRENGTH	TEAM	ADJ.	CONF.	ADJ CONF.
Average RPI Loss:	168	RECORD	PCT. RANK	GAMES	SCHEDULE	OF SCHEDULE	RPI	RPI	RPI	RPI
DIV. I ONLY	5- 8	231	4-6	227	246	262	262	13	13	
DIV. I NON-CONF.	4- 5	195	3-3	225	237	230	230	15	15	
TOTALS	RPI 1-25	RPI 26-50	W-L RECORDS	RPI 51-100	RPI 101-150	RPI 150+				
5- 8	0- 1	1- 0	OVERALL	0- 2	1- 1	3- 4				
4- 2	0- 0	1- 0	HOME	0- 0	1- 1	2- 1				
1- 4	0- 0	0- 0	AWAY	0- 1	0- 0	1- 3				
0- 2	0- 1	0- 0	NEUTRAL	0- 1	0- 0	0- 0				
4- 5	0- 1	0- 0	NON-CONFERENCE	0- 2	1- 1	3- 1				
3- 1	0- 0	0- 0	HOME	0- 0	1- 1	2- 0				
1- 2	0- 0	0- 0	AWAY	0- 1	0- 0	1- 1				
0- 2	0- 1	0- 0	NEUTRAL	0- 1	0- 0	0- 0				
1- 3	0- 0	1- 0	CONFERENCE	0- 0	0- 0	0- 3				
1- 1	0- 0	1- 0	HOME	0- 0	0- 0	0- 1				
0- 2	0- 0	0- 0	AWAY	0- 0	0- 0	0- 2				
0- 0	0- 0	0- 0	NEUTRAL	0- 0	0- 0	0- 0				

RPI 1-25				RPI 26-50				RPI 51-100				RPI 101+ Team's RPI: 262			
RPI	S	Opponent	Score	RPI	S	Opponent	Score	RPI	S	Opponent	Score	RPI	S	Opponent	Score
21	N	NC State	65 76	47	H	Western Ky.	61 54	67	N	Texas	57 63	110	H	UT Arlington	49 68
								76	A	CSU Bakersfield	52 61	128	H	Louisiana	69 66
												188	A	Fla. Atlantic	78 84
												200	A	Hawaii	66 60
												281	H	Marshall	59 68
												292	A	Utah St.	55 66
												311	A	FIU	56 58
												329	H	Alcorn	67 31
												349	H	La.-Monroe	63 51
LAST 10 Division I															
311	A	FIU	56 58	188	A	Fla. Atlantic	78 84								
281	H	Marshall	59 68	128	H	Louisiana	69 66								
47	H	Western Ky.	61 54	21	N	NC State	65 76								
349	H	La.-Monroe	63 51	67	N	Texas	57 63								
292	A	Utah St.	55 66	200	A	Hawaii	66 60								

Non-Div I Games: Mid-Amer. Christian59 61 Xavier (LA) 68 31 Tex. A&M-Texarkana 114 54

North Texas

Loss, Non-Conf, S Site, H Home A Away N Neutral

Northeastern

Through Games Of Jan. 13, 2020

Average RPI Win:	269	WON-LOST	WINNING	LAST 10	STRENGTH OF	OPP. STRENGTH	TEAM	ADJ.	CONF.	ADJ CONF.
Average RPI Loss:	81	RECORD	PCT. RANK	GAMES	SCHEDULE	OF SCHEDULE	RPI	RPI	RPI	RPI
DIV. I ONLY	6- 8	212	6-4	152	152	182	182	14	14	
DIV. I NON-CONF.	4- 7	225	4-3	111	151	180	180	13	13	
TOTALS	RPI 1-25	RPI 26-50	W-L RECORDS	RPI 51-100	RPI 101-150	RPI 150+				
6- 8	0- 1	0- 2	OVERALL	0- 2	1- 2	5- 1				
3- 3	0- 0	0- 1	HOME	0- 1	0- 1	3- 0				
3- 5	0- 1	0- 1	AWAY	0- 1	1- 1	2- 1				
0- 0	0- 0	0- 0	NEUTRAL	0- 0	0- 0	0- 0				
4- 7	0- 1	0- 2	NON-CONFERENCE	0- 1	1- 2	3- 1				
2- 3	0- 0	0- 1	HOME	0- 1	0- 1	2- 0				
2- 4	0- 1	0- 1	AWAY	0- 0	1- 1	1- 1				
0- 0	0- 0	0- 0	NEUTRAL	0- 0	0- 0	0- 0				
2- 1	0- 0	0- 0	CONFERENCE	0- 1	0- 0	2- 0				
1- 0	0- 0	0- 0	HOME	0- 0	0- 0	1- 0				
1- 1	0- 0	0- 0	AWAY	0- 1	0- 0	1- 0				
0- 0	0- 0	0- 0	NEUTRAL	0- 0	0- 0	0- 0				

RPI	S	Opponent	Score	RPI	S	Opponent	Score	RPI	S	Opponent	Score	RPI	S	Opponent	Score	Team's RPI: 182
12	A	Oregon	47 89	28	A	Central Mich.	63 79	51	H	Yale	63 78	116	H	Dayton	60 71	
				42	H	South Dakota	76 80	78	A	Drexel	41 50	132	A	Fordham	58 74	
												142	A	Harvard	46 44	
												185	A	Boston U.	56 72	
												242	A	Delaware	72 62	
												249	A	Maine	66 58	
												319	H	North Dakota St.	72 61	
												321	H	Hofstra	74 51	
												342	H	Hartford	60 47	
LAST 10 Division I																
78	A	Drexel	41 50	242	A	Delaware	72 62									
321	H	Hofstra	74 51	142	A	Harvard	46 44									
185	A	Boston U.	56 72	319	H	North Dakota St.	72 61									
249	A	Maine	66 58	28	A	Central Mich.	63 79									
342	H	Hartford	60 47	51	H	Yale	63 78									

Non-Div I Games:

Northeastern

■ Loss,
 ■ Non-Conf,
 ■ S Site,
 ■ H Home
 ■ A Away
 N Neutral

Average RPI Win:	292	WON-LOST	WINNING	LAST 10	STRENGTH OF	OPP. STRENGTH	TEAM	ADJ.	CONF.	ADJ CONF.
Average RPI Loss:	156	RECORD	PCT. RANK	GAMES	SCHEDULE	OF SCHEDULE	RPI	RPI	RPI	RPI
DIV. I ONLY	6- 8	212	5-5	264	295	240	240	20	20	
DIV. I NON-CONF.	3- 6	235	2-3	172	298	228	228	17	17	
TOTALS	RPI 1-25	RPI 26-50	W-L RECORDS	RPI 51-100	RPI 101-150	RPI 150+				
6- 8	0- 1	0- 0	OVERALL	0- 0	0- 3	6- 4				
2- 3	0- 0	0- 0	HOME	0- 0	0- 1	2- 2				
3- 4	0- 0	0- 0	AWAY	0- 0	0- 2	3- 2				
1- 1	0- 1	0- 0	NEUTRAL	0- 0	0- 0	1- 0				
3- 6	0- 1	0- 0	NON-CONFERENCE	0- 0	0- 2	3- 3				
1- 1	0- 0	0- 0	HOME	0- 0	0- 0	1- 1				
1- 4	0- 0	0- 0	AWAY	0- 0	0- 2	1- 2				
1- 1	0- 1	0- 0	NEUTRAL	0- 0	0- 0	1- 0				
3- 2	0- 0	0- 0	CONFERENCE	0- 0	0- 1	3- 1				
1- 2	0- 0	0- 0	HOME	0- 0	0- 1	1- 1				
2- 0	0- 0	0- 0	AWAY	0- 0	0- 0	2- 0				
0- 0	0- 0	0- 0	NEUTRAL	0- 0	0- 0	0- 0				

RPI S	Opponent	Score	RPI S	Opponent	Score	RPI S	Opponent	Score	RPI S	Opponent	Score	Team's RPI: 240
5 N	Oregon St.	57 91							111 H	Montana St.	64 72	
									119 A	Fresno St.	66 83	
									138 A	Rice	57 71	
									171 A	New Mexico	76 83	
									173 H	Montana	71 79	
									175 N	San Jose St.	67 64	
									232 H	UC Davis	61 71	
									291 A	Idaho St.	70 59	
									298 A	Weber St.	88 82	
									301 A	California Baptist	79 98	
									307 A	Houston Baptist	79 62	
									337 H	Seattle U	88 80	
									343 H	Sacramento St.	114 107	
LAST 10 Division I												
			343 H	Sacramento St.	114 107		291 A	Idaho St.	70 59			
			298 A	Weber St.	88 82		5 N	Oregon St.	57 91			
			111 H	Montana St.	64 72		232 H	UC Davis	61 71			
			173 H	Montana	71 79		307 A	Houston Baptist	79 62			
			175 N	San Jose St.	67 64		138 A	Rice	57 71			

Non-Div I Games:

Northern Ariz.

■ Loss,
 ■ Non-Conf, S Site,
 ■ Home
 ■ Away
 N Neutral

Average RPI Win:	219	WON-LOST	WINNING	LAST 10	STRENGTH OF	OPP. STRENGTH	TEAM	ADJ.	CONF.	ADJ CONF.
Average RPI Loss:	171	RECORD	PCT. RANK	GAMES	SCHEDULE	OF SCHEDULE	RPI	RPI	RPI	RPI
DIV. I ONLY	6- 7	201	6-4	218	132	184	184	20	20	
DIV. I NON-CONF.	4- 5	195	4-2	218	108	168	168	17	17	
TOTALS	RPI 1-25	RPI 26-50	W-L RECORDS	RPI 51-100	RPI 101-150	RPI 150+				
6- 7	0- 2	0- 0	OVERALL	0- 0	0- 1	6- 4				
2- 3	0- 0	0- 0	HOME	0- 0	0- 0	2- 3				
4- 4	0- 2	0- 0	AWAY	0- 0	0- 1	4- 1				
0- 0	0- 0	0- 0	NEUTRAL	0- 0	0- 0	0- 0				
4- 5	0- 2	0- 0	NON-CONFERENCE	0- 0	0- 0	4- 3				
1- 2	0- 0	0- 0	HOME	0- 0	0- 0	1- 2				
3- 3	0- 2	0- 0	AWAY	0- 0	0- 0	3- 1				
0- 0	0- 0	0- 0	NEUTRAL	0- 0	0- 0	0- 0				
2- 2	0- 0	0- 0	CONFERENCE	0- 0	0- 1	2- 1				
1- 1	0- 0	0- 0	HOME	0- 0	0- 0	1- 1				
1- 1	0- 0	0- 0	AWAY	0- 0	0- 1	1- 0				
0- 0	0- 0	0- 0	NEUTRAL	0- 0	0- 0	0- 0				

RPI	S	Opponent	Score	RPI	S	Opponent	Score	RPI	S	Opponent	Score	RPI	S	Opponent	Score	Team's RPI: 184
6	A	UCLA	58 92									111	A	Montana St.	58 91	
8	A	Stanford	36 90									173	A	Montana	67 58	
												186	H	Portland St.	77 58	
												195	A	SMU	61 52	
												219	H	San Francisco	83 90	
												222	A	Chattanooga	59 42	
												227	A	Wyoming	46 44	
												259	H	Colorado St.	58 75	
												294	A	Denver	55 74	
												298	H	Weber St.	60 65	
												313	H	Air Force	72 62	
LAST 10 Division I																
173	A	Montana	67 58	298	H	Weber St.	60 65									
111	A	Montana St.	58 91	222	A	Chattanooga	59 42									
186	H	Portland St.	77 58	6	A	UCLA	58 92									
227	A	Wyoming	46 44	313	H	Air Force	72 62									
294	A	Denver	55 74	195	A	SMU	61 52									

Non-Div I Games:

Northern Colo.

■ Loss,
 ■ Non-Conf, S Site,
 ■ Home
 ■ Away
 N Neutral

Average RPI Win:	246	WON-LOST	WINNING	LAST 10	STRENGTH OF	OPP. STRENGTH	TEAM	ADJ.	CONF.	ADJ CONF.
Average RPI Loss:	110	RECORD	PCT. RANK	GAMES	SCHEDULE	OF SCHEDULE	RPI	RPI	RPI	RPI
DIV. I ONLY	4- 10	273	2-8	95	214	212	212	10	10	
DIV. I NON-CONF.	4- 7	225	2-5	85	231	170	170	10	10	
TOTALS	RPI 1-25	RPI 26-50	W-L RECORDS	RPI 51-100	RPI 101-150	RPI 150+				
4- 10	0- 1	0- 2	OVERALL	0- 3	0- 1	4- 3				
1- 4	0- 1	0- 0	HOME	0- 1	0- 1	1- 1				
2- 5	0- 0	0- 1	AWAY	0- 2	0- 0	2- 2				
1- 1	0- 0	0- 1	NEUTRAL	0- 0	0- 0	1- 0				
4- 7	0- 1	0- 2	NON-CONFERENCE	0- 2	0- 1	4- 1				
1- 3	0- 1	0- 0	HOME	0- 1	0- 1	1- 0				
2- 3	0- 0	0- 1	AWAY	0- 1	0- 0	2- 1				
1- 1	0- 0	0- 1	NEUTRAL	0- 0	0- 0	1- 0				
0- 3	0- 0	0- 0	CONFERENCE	0- 1	0- 0	0- 2				
0- 1	0- 0	0- 0	HOME	0- 0	0- 0	0- 1				
0- 2	0- 0	0- 0	AWAY	0- 1	0- 0	0- 1				
0- 0	0- 0	0- 0	NEUTRAL	0- 0	0- 0	0- 0				

RPI 1-25				RPI 26-50				RPI 51-100				RPI 101+ Team's RPI: 212			
RPI	S	Opponent	Score	RPI	S	Opponent	Score	RPI	S	Opponent	Score	RPI	S	Opponent	Score
23	H	Drake	49 73	27	A	Purdue	63 68	84	A	Illinois St.	66 69	142	H	Harvard	53 59
				42	N	South Dakota	48 91	86	A	Ohio	67 87	160	A	Miami (OH)	64 66
								93	H	Southern Ill.	61 80	164	N	Tennessee Tech	82 74
												178	H	Toledo	51 63
												243	H	Eastern Ill.	61 48
												259	A	Colorado St.	80 75
												265	A	Milwaukee	65 78
												319	A	North Dakota St.	74 68
LAST 10 Division I															
160	A	Miami (OH)	64 66	178	H	Toledo	51 63								
86	A	Ohio	67 87	265	A	Milwaukee	65 78								
23	H	Drake	49 73	42	N	South Dakota	48 91								
93	H	Southern Ill.	61 80	164	N	Tennessee Tech	82 74								
243	H	Eastern Ill.	61 48	27	A	Purdue	63 68								

Non-Div I Games:

Northern Ill.

■ Loss,
 ■ Non-Conf,
 ■ S Site,
 ■ H Home
 ■ A Away
 N Neutral

Average RPI Win:	273	WON-LOST	WINNING	LAST 10	STRENGTH OF	OPP. STRENGTH	TEAM	ADJ.	CONF.	ADJ CONF.
Average RPI Loss:	137	RECORD	PCT. RANK	GAMES	SCHEDULE	OF SCHEDULE	RPI	RPI	RPI	RPI
DIV. I ONLY	9- 8	164	6-4	299	171	217	217	17	17	
DIV. I NON-CONF.	6- 5	151	3-1	319	137	234	234	18	18	
TOTALS	RPI 1-25	RPI 26-50	W-L RECORDS	RPI 51-100	RPI 101-150	RPI 150+				
9- 8	0- 1	0- 0	OVERALL	0- 3	0- 0	9- 4				
4- 3	0- 1	0- 0	HOME	0- 1	0- 0	4- 1				
4- 5	0- 0	0- 0	AWAY	0- 2	0- 0	4- 3				
1- 0	0- 0	0- 0	NEUTRAL	0- 0	0- 0	1- 0				
6- 5	0- 1	0- 0	NON-CONFERENCE	0- 2	0- 0	6- 2				
3- 2	0- 1	0- 0	HOME	0- 1	0- 0	3- 0				
2- 3	0- 0	0- 0	AWAY	0- 1	0- 0	2- 2				
1- 0	0- 0	0- 0	NEUTRAL	0- 0	0- 0	1- 0				
3- 3	0- 0	0- 0	CONFERENCE	0- 1	0- 0	3- 2				
1- 1	0- 0	0- 0	HOME	0- 0	0- 0	1- 1				
2- 2	0- 0	0- 0	AWAY	0- 1	0- 0	2- 1				
0- 0	0- 0	0- 0	NEUTRAL	0- 0	0- 0	0- 0				

RPI 1-25				RPI 26-50				RPI 51-100				RPI 101+ Team's RPI: 217			
RPI	S	Opponent	Score	RPI	S	Opponent	Score	RPI	S	Opponent	Score	RPI	S	Opponent	Score
3	H	Louisville	57 85					61	A	IUPUI	61 89	156	H	Cleveland St.	68 73
								90	H	Saint Louis	42 67	162	A	Green Bay	44 65
								91	A	Belmont	45 62	179	H	Youngstown St.	75 56
												246	H	Central Ark.	72 56
												248	H	Omaha	57 40
												263	A	Eastern Ky.	62 69
												265	A	Milwaukee	61 49
												267	A	Lipscomb	69 71
												274	A	Indiana St.	70 68
												293	H	Wofford	80 72
												310	N	Jacksonville St.	66 63
												311	A	FIU	67 45
												332	A	UIC	88 46
LAST 10 Division I															
61	A	IUPUI	61 89	332	A	UIC	88 46								
156	H	Cleveland St.	68 73	293	H	Wofford	80 72								
179	H	Youngstown St.	75 56	274	A	Indiana St.	70 68								
265	A	Milwaukee	61 49	3	H	Louisville	57 85								
162	A	Green Bay	44 65	311	A	FIU	67 45								

Non-Div I Games:

Northern Ky.

■ Loss,
 ■ Non-Conf,
 ■ S Site,
 ■ H Home
 ■ A Away
 N Neutral

Northwestern

Through Games Of Jan. 13, 2020

Average RPI Win:	124	WON-LOST	WINNING	LAST 10	STRENGTH OF	OPP. STRENGTH	TEAM	ADJ.	CONF.	ADJ CONF.
Average RPI Loss:	11	RECORD	PCT. RANK	GAMES	SCHEDULE	OF SCHEDULE	RPI	RPI	RPI	RPI
DIV. I ONLY	14- 2	16	9-1	30	11	15	15	2	2	
DIV. I NON-CONF.	10- 1	19	5-0	99	29	24	24	2	2	
TOTALS	RPI 1-25	RPI 26-50	W-L RECORDS	RPI 51-100	RPI 101-150	RPI 150+				
14- 2	1- 2	3- 0	OVERALL	1- 0	4- 0	5- 0				
8- 2	1- 2	1- 0	HOME	0- 0	3- 0	3- 0				
4- 0	0- 0	2- 0	AWAY	1- 0	1- 0	0- 0				
2- 0	0- 0	0- 0	NEUTRAL	0- 0	0- 0	2- 0				
10- 1	0- 1	2- 0	NON-CONFERENCE	0- 0	3- 0	5- 0				
6- 1	0- 1	0- 0	HOME	0- 0	3- 0	3- 0				
2- 0	0- 0	2- 0	AWAY	0- 0	0- 0	0- 0				
2- 0	0- 0	0- 0	NEUTRAL	0- 0	0- 0	2- 0				
4- 1	1- 1	1- 0	CONFERENCE	1- 0	1- 0	0- 0				
2- 1	1- 1	1- 0	HOME	0- 0	0- 0	0- 0				
2- 0	0- 0	0- 0	AWAY	1- 0	1- 0	0- 0				
0- 0	0- 0	0- 0	NEUTRAL	0- 0	0- 0	0- 0				

RPI	S	Opponent	Score	RPI	S	Opponent	Score	RPI	S	Opponent	Score	RPI	S	Opponent	Score
10	H	Iowa	51 77	27	H	Purdue	61 56	57	A	Minnesota	56 54	105	H	Boston College	66 63
11	H	DePaul	68 70	32	A	Marquette	64 56					110	H	UT Arlington	74 47
24	H	Maryland	81 58	40	A	Duke	63 42					112	H	Colgate	73 44
												126	A	Illinois	77 50
												165	H	Dartmouth	79 37
												174	H	Valparaiso	69 48
												230	N	Xavier	79 59
												253	N	East Carolina	64 45
												279	H	Loyola Maryland	67 46
LAST 10 Division I															
				57	A	Minnesota	56 54	27	H	Purdue	61 56				
				10	H	Iowa	51 77	253	N	East Carolina	64 45				
				24	H	Maryland	81 58	110	H	UT Arlington	74 47				
				126	A	Illinois	77 50	165	H	Dartmouth	79 37				
				230	N	Xavier	79 59	105	H	Boston College	66 63				

Non-Div I Games:

Northwestern

■ Loss,
 ■ Non-Conf, S Site,
 ■ Home
 ■ Away
 N Neutral

Average RPI Win:	318	WON-LOST	WINNING	LAST 10	STRENGTH OF	OPP. STRENGTH	TEAM	ADJ.	CONF.	ADJ CONF.
Average RPI Loss:	201	RECORD	PCT. RANK	GAMES	SCHEDULE	OF SCHEDULE	RPI	RPI	RPI	RPI
DIV. I ONLY	2- 10	318	2-8	322	332	344	344	25	25	
DIV. I NON-CONF.	1- 5	313	1-3	246	310	327	327	22	22	
TOTALS	RPI 1-25	RPI 26-50	W-L RECORDS	RPI 51-100	RPI 101-150	RPI 150+				
2- 10	0- 0	0- 1	OVERALL	0- 1	0- 1	2- 7				
2- 4	0- 0	0- 0	HOME	0- 0	0- 1	2- 3				
0- 6	0- 0	0- 1	AWAY	0- 1	0- 0	0- 4				
0- 0	0- 0	0- 0	NEUTRAL	0- 0	0- 0	0- 0				
1- 5	0- 0	0- 1	NON-CONFERENCE	0- 1	0- 0	1- 3				
1- 1	0- 0	0- 0	HOME	0- 0	0- 0	1- 1				
0- 4	0- 0	0- 1	AWAY	0- 1	0- 0	0- 2				
0- 0	0- 0	0- 0	NEUTRAL	0- 0	0- 0	0- 0				
1- 5	0- 0	0- 0	CONFERENCE	0- 0	0- 1	1- 4				
1- 3	0- 0	0- 0	HOME	0- 0	0- 1	1- 2				
0- 2	0- 0	0- 0	AWAY	0- 0	0- 0	0- 2				
0- 0	0- 0	0- 0	NEUTRAL	0- 0	0- 0	0- 0				

RPI S	Opponent	Score	RPI S	Opponent	Score	RPI S	Opponent	Score	RPI S	Opponent	Score	Team's RPI: 344
46	A Arkansas	39 99	67	A Texas	49 91	141	H Sam Houston St.	69 79	176	H Jackson St.	49 66	
						189	A Lamar University	58 61	194	H A&M-Corpus Christi	59 72	
						199	A Texas Tech	49 79	307	H Houston Baptist	69 60	
						308	A McNeese	51 61	328	H Grambling	65 61	
						338	H Incarnate Word	67 69	349	A La.-Monroe	54 63	
LAST 10 Division I												
338	H Incarnate Word	67 69	308	A McNeese	51 61							
307	H Houston Baptist	69 60	141	H Sam Houston St.	69 79							
194	H A&M-Corpus Christi	59 72	46	A Arkansas	39 99							
67	A Texas	49 91	328	H Grambling	65 61							
189	A Lamar University	58 61	199	A Texas Tech	49 79							

Non-Div I Games: LeTourneau 91 61 LSU-Shreveport 63 68 Central Baptist 61 59

Northwestern St.

Notre Dame

Through Games Of Jan. 13, 2020

Average RPI Win:	168	WON-LOST	WINNING	LAST 10	STRENGTH OF	OPP. STRENGTH	TEAM	ADJ.	CONF.	ADJ CONF.
Average RPI Loss:	66	RECORD	PCT. RANK	GAMES	SCHEDULE	OF SCHEDULE	RPI	RPI	RPI	RPI
DIV. I ONLY	6- 11	250	2-8	20	43	124	124	3	3	
DIV. I NON-CONF.	5- 7	205	1-4	4	40	73	73	3	3	
TOTALS	RPI 1-25	RPI 26-50	W-L RECORDS	RPI 51-100	RPI 101-150	RPI 150+				
6- 11	0- 3	0- 1	OVERALL	2- 5	1- 1	3- 1				
2- 7	0- 2	0- 0	HOME	0- 3	0- 1	2- 1				
3- 2	0- 1	0- 0	AWAY	1- 1	1- 0	1- 0				
1- 2	0- 0	0- 1	NEUTRAL	1- 1	0- 0	0- 0				
5- 7	0- 2	0- 1	NON-CONFERENCE	2- 4	1- 0	2- 0				
2- 4	0- 1	0- 0	HOME	0- 3	0- 0	2- 0				
2- 1	0- 1	0- 0	AWAY	1- 0	1- 0	0- 0				
1- 2	0- 0	0- 1	NEUTRAL	1- 1	0- 0	0- 0				
1- 4	0- 1	0- 0	CONFERENCE	0- 1	0- 1	1- 1				
0- 3	0- 1	0- 0	HOME	0- 0	0- 1	0- 1				
1- 1	0- 0	0- 0	AWAY	0- 1	0- 0	1- 0				
0- 0	0- 0	0- 0	NEUTRAL	0- 0	0- 0	0- 0				

RPI	S	Opponent	Score	RPI	S	Opponent	Score	RPI	S	Opponent	Score	RPI	S	Opponent	Score	Team's RPI: 124
4	A	UConn	57 81	35	N	FGCU	60 69	57	H	Minnesota	67 75	105	H	Boston College	65 75	
11	H	DePaul	94 105					60	A	Michigan	76 72	132	A	Fordham	60 55	
21	H	NC State	56 90					68	A	Syracuse	63 74	168	H	Clemson	55 71	
								73	N	South Fla.	67 51	178	H	Toledo	54 51	
								74	H	Tennessee	63 74	279	H	Loyola Maryland	84 60	
								92	N	South Dakota St.	59 65	288	A	Pittsburgh	60 52	
								95	H	Michigan St.	69 72					
LAST 10 Division I																
105	H	Boston College	65 75	21	H	NC State	56 90	4	A	UConn	57 81					
68	A	Syracuse	63 74	57	H	Minnesota	67 75									
288	A	Pittsburgh	60 52	73	N	South Fla.	67 51									
168	H	Clemson	55 71	92	N	South Dakota St.	59 65									
11	H	DePaul	94 105													

Non-Div I Games:

Notre Dame

Loss, Non-Conf, S Site, H Home A Away N Neutral

Average RPI Win:	287	WON-LOST	WINNING	LAST 10	STRENGTH OF	OPP. STRENGTH	TEAM	ADJ.	CONF.	ADJ CONF.
Average RPI Loss:	150	RECORD	PCT. RANK	GAMES	SCHEDULE	OF SCHEDULE	RPI	RPI	RPI	RPI
DIV. I ONLY	6- 8	212	5-5	332	163	270	270	17	17	
DIV. I NON-CONF.	3- 6	235	2-3	301	197	274	274	18	18	
TOTALS	RPI 1-25	RPI 26-50	W-L RECORDS	RPI 51-100	RPI 101-150	RPI 150+				
6- 8	0- 0	0- 1	OVERALL	0- 3	0- 1	6- 3				
2- 2	0- 0	0- 1	HOME	0- 0	0- 1	2- 0				
3- 6	0- 0	0- 0	AWAY	0- 3	0- 0	3- 3				
1- 0	0- 0	0- 0	NEUTRAL	0- 0	0- 0	1- 0				
3- 6	0- 0	0- 1	NON-CONFERENCE	0- 2	0- 1	3- 2				
0- 2	0- 0	0- 1	HOME	0- 0	0- 1	0- 0				
2- 4	0- 0	0- 0	AWAY	0- 2	0- 0	2- 2				
1- 0	0- 0	0- 0	NEUTRAL	0- 0	0- 0	1- 0				
3- 2	0- 0	0- 0	CONFERENCE	0- 1	0- 0	3- 1				
2- 0	0- 0	0- 0	HOME	0- 0	0- 0	2- 0				
1- 2	0- 0	0- 0	AWAY	0- 1	0- 0	1- 1				
0- 0	0- 0	0- 0	NEUTRAL	0- 0	0- 0	0- 0				

RPI S	Opponent	Score	RPI S	Opponent	Score	RPI S	Opponent	Score	RPI S	Opponent	Score	Team's RPI: 270
28	H Central Mich.	47 65	60	A Michigan	64 79	108	H Bradley	58 74				
			61	A IUPUI	41 76	162	H Green Bay	93 88				
			95	A Michigan St.	56 76	247	A Niagara	63 77				
						265	H Milwaukee	78 62				
						268	A St. Bonaventure	66 80				
						310	N Jacksonville St.	61 55				
						311	A FIU	58 49				
						325	A Detroit Mercy	71 57				
						332	A UIC	64 70				
						348	A Chicago St.	98 70				
LAST 10 Division I												
162	H Green Bay	93 88	265	H Milwaukee	78 62							
332	A UIC	64 70	268	A St. Bonaventure	66 80							
61	A IUPUI	41 76	60	A Michigan	64 79							
325	A Detroit Mercy	71 57	310	N Jacksonville St.	61 55							
28	H Central Mich.	47 65	311	A FIU	58 49							

Non-Div I Games: Lourdes 72 53 Concordia (MI) 76 42

Oakland

Loss, Non-Conf, S Site, H Home A Away N Neutral

Average RPI Win:	191	WON-LOST	WINNING	LAST 10	STRENGTH OF	OPP. STRENGTH	TEAM	ADJ.	CONF.	ADJ CONF.
Average RPI Loss:	66	RECORD	PCT. RANK	GAMES	SCHEDULE	OF SCHEDULE	RPI	RPI	RPI	RPI
DIV. I ONLY	9- 5	94	6-4	153	61	86	86	10	10	
DIV. I NON-CONF.	7- 4	100	4-3	207	59	95	95	10	10	
TOTALS	RPI 1-25	RPI 26-50	W-L RECORDS	RPI 51-100	RPI 101-150	RPI 150+				
9- 5	0- 0	1- 2	OVERALL	2- 2	0- 1	6- 0				
5- 1	0- 0	0- 1	HOME	1- 0	0- 0	4- 0				
3- 3	0- 0	1- 1	AWAY	1- 2	0- 0	1- 0				
1- 1	0- 0	0- 0	NEUTRAL	0- 0	0- 1	1- 0				
7- 4	0- 0	1- 1	NON-CONFERENCE	1- 2	0- 1	5- 0				
4- 0	0- 0	0- 0	HOME	1- 0	0- 0	3- 0				
2- 3	0- 0	1- 1	AWAY	0- 2	0- 0	1- 0				
1- 1	0- 0	0- 0	NEUTRAL	0- 0	0- 1	1- 0				
2- 1	0- 0	0- 1	CONFERENCE	1- 0	0- 0	1- 0				
1- 1	0- 0	0- 1	HOME	0- 0	0- 0	1- 0				
1- 0	0- 0	0- 0	AWAY	1- 0	0- 0	0- 0				
0- 0	0- 0	0- 0	NEUTRAL	0- 0	0- 0	0- 0				

RPI 1-25				RPI 26-50				RPI 51-100				Team's RPI: 86				RPI 101+			
RPI	S	Opponent	Score	RPI	S	Opponent	Score	RPI	S	Opponent	Score	RPI	S	Opponent	Score	RPI	S	Opponent	Score
				28	H	Central Mich.	71 73	61	H	IUPUI	70 64	133	N	Butler	55 60				
				30	A	Ohio St.	74 68	67	A	Texas	60 73	205	H	American	81 69				
				33	A	TCU	72 79	68	A	Syracuse	54 66	212	H	Northern Ill.	87 67				
								80	A	Buffalo	76 65	222	A	Chattanooga	70 58				
												281	H	Marshall	67 51				
												288	N	Pittsburgh	72 50				
												338	H	Incarnate Word	78 41				
LAST 10 Division I																			
				28	H	Central Mich.	71 73	80	A	Buffalo	76 65								
				212	H	Northern Ill.	87 67	61	H	IUPUI	70 64								
				222	A	Chattanooga	70 58	133	N	Butler	55 60								
				67	A	Texas	60 73	288	N	Pittsburgh	72 50								
				33	A	TCU	72 79	338	H	Incarnate Word	78 41								

Non-Div I Games:

Ohio

■ Loss,
 ■ Non-Conf,
 ■ S Site,
 ■ H Home
 ■ A Away
 N Neutral

Average RPI Win:	141	WON-LOST	WINNING	LAST 10	STRENGTH OF	OPP. STRENGTH	TEAM	ADJ.	CONF.	ADJ CONF.
Average RPI Loss:	32	RECORD	PCT. RANK	GAMES	SCHEDULE	OF SCHEDULE	RPI	RPI	RPI	RPI
DIV. I ONLY	10- 6	101	7-3	8	67	30	30	2	2	
DIV. I NON-CONF.	7- 4	100	4-1	5	113	23	23	2	2	
TOTALS	RPI 1-25	RPI 26-50	W-L RECORDS	RPI 51-100	RPI 101-150	RPI 150+				
10- 6	1- 3	1- 2	OVERALL	2- 1	2- 0	4- 0				
4- 3	1- 1	0- 1	HOME	1- 1	0- 0	2- 0				
4- 2	0- 2	0- 0	AWAY	1- 0	2- 0	1- 0				
2- 1	0- 0	1- 1	NEUTRAL	0- 0	0- 0	1- 0				
7- 4	1- 2	1- 1	NON-CONFERENCE	0- 1	2- 0	3- 0				
2- 2	1- 1	0- 0	HOME	0- 1	0- 0	1- 0				
3- 1	0- 1	0- 0	AWAY	0- 0	2- 0	1- 0				
2- 1	0- 0	1- 1	NEUTRAL	0- 0	0- 0	1- 0				
3- 2	0- 1	0- 1	CONFERENCE	2- 0	0- 0	1- 0				
2- 1	0- 0	0- 1	HOME	1- 0	0- 0	1- 0				
1- 1	0- 1	0- 0	AWAY	1- 0	0- 0	0- 0				
0- 0	0- 0	0- 0	NEUTRAL	0- 0	0- 0	0- 0				

RPI 1-25				RPI 26-50				Team's RPI: 30	RPI 51-100				RPI 101+			
RPI	S	Opponent	Score	RPI	S	Opponent	Score		RPI	S	Opponent	Score	RPI	S	Opponent	Score
3	H	Louisville	67 60	27	H	Purdue	50 66		57	A	Minnesota	66 63	113	A	Cincinnati	78 73
4	H	UConn	62 73	36	N	UNI	64 46		60	H	Michigan	78 69	122	A	Kent St.	75 65
8	A	Stanford	52 71	42	N	South Dakota	53 68		86	H	Ohio	68 74	174	N	Valparaiso	89 38
24	A	Maryland	62 72										211	H	Penn St.	80 70
													290	H	Radford	70 57
													343	A	Sacramento St.	104 74
LAST 10 Division I																
60	H	Michigan	78 69	211	H	Penn St.	80 70		8	A	Stanford	52 71				
24	A	Maryland	62 72	57	A	Minnesota	66 63		290	H	Radford	70 57				
27	H	Purdue	50 66	3	H	Louisville	67 60		36	N	UNI	64 46				
343	A	Sacramento St.	104 74													

Non-Div I Games:

Ohio St.

■ Loss,
 ■ Non-Conf, S Site,
 ■ Home
 ■ Away
 N Neutral

Average RPI Win:	117	WON-LOST	WINNING	LAST 10	STRENGTH OF	OPP. STRENGTH	TEAM	ADJ.	CONF.	ADJ CONF.
Average RPI Loss:	58	RECORD	PCT. RANK	GAMES	SCHEDULE	OF SCHEDULE	RPI	RPI	RPI	RPI
DIV. I ONLY	9- 6	121	6-4	5	53	39	39	4	4	
DIV. I NON-CONF.	7- 5	130	4-3	9	63	54	54	4	4	
TOTALS	RPI 1-25	RPI 26-50	W-L RECORDS	RPI 51-100	RPI 101-150	RPI 150+				
9- 6	1- 3	2- 1	OVERALL	1- 0	3- 2	2- 0				
8- 2	1- 2	1- 0	HOME	1- 0	3- 0	2- 0				
1- 3	0- 0	1- 1	AWAY	0- 0	0- 2	0- 0				
0- 1	0- 1	0- 0	NEUTRAL	0- 0	0- 0	0- 0				
7- 5	1- 2	1- 1	NON-CONFERENCE	0- 0	3- 2	2- 0				
7- 1	1- 1	1- 0	HOME	0- 0	3- 0	2- 0				
0- 3	0- 0	0- 1	AWAY	0- 0	0- 2	0- 0				
0- 1	0- 1	0- 0	NEUTRAL	0- 0	0- 0	0- 0				
2- 1	0- 1	1- 0	CONFERENCE	1- 0	0- 0	0- 0				
1- 1	0- 1	0- 0	HOME	1- 0	0- 0	0- 0				
1- 0	0- 0	1- 0	AWAY	0- 0	0- 0	0- 0				
0- 0	0- 0	0- 0	NEUTRAL	0- 0	0- 0	0- 0				

RPI 1-25				RPI 26-50				Team's RPI: 39				RPI 51-100				RPI 101+			
RPI	S	Opponent	Score	RPI	S	Opponent	Score	RPI	S	Opponent	Score	RPI	S	Opponent	Score	RPI	S	Opponent	Score
1	H	Missouri St.	90 96	34	H	LSU	90 68	82	H	Iowa St.	81 72	114	H	Abilene Christian	78 65				
4	N	UConn	53 97	45	A	Oklahoma St.	77 75					135	A	Houston	69 85				
16	H	Baylor	56 77	47	A	Western Ky.	63 74					141	H	Sam Houston St.	95 71				
23	H	Drake	93 84									144	A	Wichita St.	83 88				
												149	H	SFA	75 62				
												159	H	UAB	82 75				
												306	H	Prairie View	94 48				
LAST 10 Division I																			
				45	A	Oklahoma St.	77 75	82	H	Iowa St.	81 72								
				16	H	Baylor	56 77	34	H	LSU	90 68								
				4	N	UConn	53 97	47	A	Western Ky.	63 74								
				23	H	Drake	93 84	144	A	Wichita St.	83 88								
				141	H	Sam Houston St.	95 71	114	H	Abilene Christian	78 65								

Non-Div I Games:

Oklahoma

Average RPI Win:	173	WON-LOST	WINNING	LAST 10	STRENGTH OF	OPP. STRENGTH	TEAM	ADJ.	CONF.	ADJ CONF.
Average RPI Loss:	18	RECORD	PCT. RANK	GAMES	SCHEDULE	OF SCHEDULE	RPI	RPI	RPI	RPI
DIV. I ONLY	10- 5	79	5-5	18	70	45	45	4	4	
DIV. I NON-CONF.	9- 3	64	4-3	52	95	39	39	4	4	
TOTALS	RPI 1-25	RPI 26-50	W-L RECORDS	RPI 51-100	RPI 101-150	RPI 150+				
10- 5	0- 4	0- 1	OVERALL	1- 0	4- 0	5- 0				
8- 1	0- 0	0- 1	HOME	1- 0	3- 0	4- 0				
1- 2	0- 2	0- 0	AWAY	0- 0	0- 0	1- 0				
1- 2	0- 2	0- 0	NEUTRAL	0- 0	1- 0	0- 0				
9- 3	0- 3	0- 0	NON-CONFERENCE	0- 0	4- 0	5- 0				
7- 0	0- 0	0- 0	HOME	0- 0	3- 0	4- 0				
1- 1	0- 1	0- 0	AWAY	0- 0	0- 0	1- 0				
1- 2	0- 2	0- 0	NEUTRAL	0- 0	1- 0	0- 0				
1- 2	0- 1	0- 1	CONFERENCE	1- 0	0- 0	0- 0				
1- 1	0- 0	0- 1	HOME	1- 0	0- 0	0- 0				
0- 1	0- 1	0- 0	AWAY	0- 0	0- 0	0- 0				
0- 0	0- 0	0- 0	NEUTRAL	0- 0	0- 0	0- 0				

RPI 1-25				RPI 26-50				Team's RPI: 45	RPI 51-100				RPI 101+			
RPI	S	Opponent	Score	RPI	S	Opponent	Score		RPI	S	Opponent	Score	RPI	S	Opponent	Score
3	N	Louisville	48 69	39	H	Oklahoma	75 77		59	H	Kansas	67 49	107	H	Duquesne	84 41
12	N	Oregon	72 89										110	N	UT Arlington	60 47
16	A	Baylor	48 94										120	H	Idaho	62 47
19	A	Texas A&M	62 74										138	H	Rice	69 38
													189	H	Lamar University	74 53
													218	A	Tulsa	78 48
													239	H	Oral Roberts	78 44
													258	H	Southern U.	72 59
													291	H	Idaho St.	70 52
LAST 10 Division I																
39	H	Oklahoma	75 77	16	A	Baylor	48 94									
59	H	Kansas	67 49	19	A	Texas A&M	62 74									
107	H	Duquesne	84 41	110	N	UT Arlington	60 47									
239	H	Oral Roberts	78 44	3	N	Louisville	48 69									
258	H	Southern U.	72 59	12	N	Oregon	72 89									

Non-Div I Games:

Oklahoma St.

Old Dominion

Through Games Of Jan. 13, 2020

Average RPI Win:	171	WON-LOST	WINNING	LAST 10	STRENGTH OF	OPP. STRENGTH	TEAM	ADJ.	CONF.	ADJ CONF.
Average RPI Loss:	106	RECORD	PCT. RANK	GAMES	SCHEDULE	OF SCHEDULE	RPI	RPI	RPI	RPI
DIV. I ONLY	12- 3	39	8-2	146	97	44	44	13	13	
DIV. I NON-CONF.	10- 2	31	6-1	208	135	49	49	15	15	
TOTALS	RPI 1-25	RPI 26-50	W-L RECORDS	RPI 51-100	RPI 101-150	RPI 150+				
12- 3	0- 0	2- 1	OVERALL	0- 0	4- 1	6- 1				
7- 0	0- 0	1- 0	HOME	0- 0	2- 0	4- 0				
4- 3	0- 0	1- 1	AWAY	0- 0	1- 1	2- 1				
1- 0	0- 0	0- 0	NEUTRAL	0- 0	1- 0	0- 0				
10- 2	0- 0	0- 1	NON-CONFERENCE	0- 0	4- 1	6- 0				
6- 0	0- 0	0- 0	HOME	0- 0	2- 0	4- 0				
3- 2	0- 0	0- 1	AWAY	0- 0	1- 1	2- 0				
1- 0	0- 0	0- 0	NEUTRAL	0- 0	1- 0	0- 0				
2- 1	0- 0	2- 0	CONFERENCE	0- 0	0- 0	0- 1				
1- 0	0- 0	1- 0	HOME	0- 0	0- 0	0- 0				
1- 1	0- 0	1- 0	AWAY	0- 0	0- 0	0- 1				
0- 0	0- 0	0- 0	NEUTRAL	0- 0	0- 0	0- 0				

RPI S	Opponent	Score	RPI S	Opponent	Score	RPI S	Opponent	Score	RPI S	Opponent	Score
26	A Virginia	53 56	48	H Charlotte	54 51	49	A Middle Tenn.	67 56	120	N Idaho	67 55
159	A UAB	65 76	49	A Middle Tenn.	67 56	134	A VCU	49 62	127	H Richmond	73 51
214	H Mt. St. Mary's	85 34	299	H UMES	48 39	150	A William & Mary	69 58	131	H Campbell	59 44
170	H Hampton	75 38	150	A William & Mary	69 58	153	A Auburn	89 77	134	A VCU	49 62
127	H Richmond	73 51	120	N Idaho	67 55	159	A UAB	65 76	150	A William & Mary	69 58
			48	H Charlotte	54 51	170	H Hampton	75 38	153	A Auburn	89 77
			134	A VCU	49 62	214	H Mt. St. Mary's	85 34	159	A UAB	65 76
			299	H UMES	48 39	255	H Winthrop	68 44	170	H Hampton	75 38
			150	A William & Mary	69 58	299	H UMES	48 39	214	H Mt. St. Mary's	85 34
			120	N Idaho	67 55	330	A Cal Poly	61 55	255	H Winthrop	68 44
									299	H UMES	48 39
									330	A Cal Poly	61 55

Non-Div I Games:

Old Dominion

Average RPI Win:	286	WON-LOST	WINNING	LAST 10	STRENGTH OF	OPP. STRENGTH	TEAM	ADJ.	CONF.	ADJ CONF.
Average RPI Loss:	131	RECORD	PCT. RANK	GAMES	SCHEDULE	OF SCHEDULE	RPI	RPI	RPI	RPI
DIV. I ONLY	7- 10	222	2-8	144	331	251	251	5	5	
DIV. I NON-CONF.	7- 6	160	2-4	272	349	289	289	5	5	
TOTALS	RPI 1-25	RPI 26-50	W-L RECORDS	RPI 51-100	RPI 101-150	RPI 150+				
7- 10	0- 1	0- 1	OVERALL	0- 2	1- 2	6- 4				
6- 5	0- 0	0- 0	HOME	0- 2	1- 2	5- 1				
0- 4	0- 1	0- 1	AWAY	0- 0	0- 0	0- 2				
1- 1	0- 0	0- 0	NEUTRAL	0- 0	0- 0	1- 1				
7- 6	0- 0	0- 0	NON-CONFERENCE	0- 0	1- 2	6- 4				
6- 3	0- 0	0- 0	HOME	0- 0	1- 2	5- 1				
0- 2	0- 0	0- 0	AWAY	0- 0	0- 0	0- 2				
1- 1	0- 0	0- 0	NEUTRAL	0- 0	0- 0	1- 1				
0- 4	0- 1	0- 1	CONFERENCE	0- 2	0- 0	0- 0				
0- 2	0- 0	0- 0	HOME	0- 2	0- 0	0- 0				
0- 2	0- 1	0- 1	AWAY	0- 0	0- 0	0- 0				
0- 0	0- 0	0- 0	NEUTRAL	0- 0	0- 0	0- 0				

RPI 1-25				RPI 26-50				RPI 51-100				RPI 101+ Team's RPI: 251			
RPI	S	Opponent	Score	RPI	S	Opponent	Score	RPI	S	Opponent	Score	RPI	S	Opponent	Score
19	A	Texas A&M	35 79	34	A	LSU	44 52	72	H	Georgia	51 58	101	H	New Orleans	64 69
								74	H	Tennessee	28 84	128	H	Louisiana	42 53
												141	H	Sam Houston St.	75 69
												193	H	Southeast Mo. St.	53 70
												198	A	Southern Miss.	53 59
												199	A	Texas Tech	48 84
												237	H	Louisiana Tech	76 53
												287	H	Ga. Southern	69 66
												288	N	Pittsburgh	50 58
												305	H	Alabama St.	93 66
												329	N	Alcorn	73 55
												349	H	La.-Monroe	66 42
												351	H	Mississippi Val.	72 53
LAST 10 Division I															
74	H	Tennessee	28 84	34	A	LSU	44 52	287	H	Ga. Southern	69 66				
19	A	Texas A&M	35 79					193	H	Southeast Mo. St.	53 70				
72	H	Georgia	51 58					199	A	Texas Tech	48 84				
305	H	Alabama St.	93 66					288	N	Pittsburgh	50 58				
128	H	Louisiana	42 53												

Non-Div I Games:

Ole Miss

■ Loss,
 ■ Non-Conf,
 ■ S Site,
 ■ H Home
 ■ A Away
 N Neutral

Average RPI Win:	281	WON-LOST	WINNING	LAST 10	STRENGTH OF	OPP. STRENGTH	TEAM	ADJ.	CONF.	ADJ CONF.
Average RPI Loss:	120	RECORD	PCT. RANK	GAMES	SCHEDULE	OF SCHEDULE	RPI	RPI	RPI	RPI
DIV. I ONLY	4- 11	283	3-7	84	282	248	248	18	18	
DIV. I NON-CONF.	3- 8	268	2-4	135	297	279	279	19	19	
TOTALS	RPI 1-25	RPI 26-50	W-L RECORDS	RPI 51-100	RPI 101-150	RPI 150+				
4- 11	0- 1	0- 2	OVERALL	0- 2	0- 1	4- 5				
3- 4	0- 1	0- 1	HOME	0- 1	0- 0	3- 1				
0- 6	0- 0	0- 1	AWAY	0- 1	0- 0	0- 4				
1- 1	0- 0	0- 0	NEUTRAL	0- 0	0- 1	1- 0				
3- 8	0- 1	0- 1	NON-CONFERENCE	0- 1	0- 1	3- 4				
2- 3	0- 1	0- 1	HOME	0- 0	0- 0	2- 1				
0- 4	0- 0	0- 0	AWAY	0- 1	0- 0	0- 3				
1- 1	0- 0	0- 0	NEUTRAL	0- 0	0- 1	1- 0				
1- 3	0- 0	0- 1	CONFERENCE	0- 1	0- 0	1- 1				
1- 1	0- 0	0- 0	HOME	0- 1	0- 0	1- 0				
0- 2	0- 0	0- 1	AWAY	0- 0	0- 0	0- 1				
0- 0	0- 0	0- 0	NEUTRAL	0- 0	0- 0	0- 0				

RPI	S	Opponent	Score	RPI	S	Opponent	Score	RPI	S	Opponent	Score	RPI	S	Opponent	Score	Team's RPI: 248
14	H	Creighton	54 67	36	H	UNI	45 81	59	A	Kansas	48 63	134	N	VCU	66 74	
				42	A	South Dakota	44 77	92	H	South Dakota St.	51 68	155	A	Kansas St.	48 73	
												156	H	Cleveland St.	66 79	
												167	A	North Dakota	57 63	
												217	A	Northern Ky.	40 57	
												236	H	UMKC	57 53	
												239	H	Oral Roberts	60 54	
												243	A	Eastern Ill.	52 65	
												296	H	Morgan St.	70 64	
												351	N	Mississippi Val.	78 70	
LAST 10 Division I																
167	A	North Dakota	57 63	42	A	South Dakota	44 77									
239	H	Oral Roberts	60 54	243	A	Eastern Ill.	52 65									
92	H	South Dakota St.	51 68	236	H	UMKC	57 53									
156	H	Cleveland St.	66 79	351	N	Mississippi Val.	78 70									
36	H	UNI	45 81	134	N	VCU	66 74									

Non-Div I Games: Peru St. 92 58 Graceland (IA) 85 46

Omaha

Loss, Non-Conf, S Site, H Home A Away N Neutral

Oral Roberts

Through Games Of Jan. 13, 2020

Average RPI Win:	206	WON-LOST	WINNING	LAST 10	STRENGTH OF	OPP. STRENGTH	TEAM	ADJ.	CONF.	ADJ CONF.
Average RPI Loss:	145	RECORD	PCT. RANK	GAMES	SCHEDULE	OF SCHEDULE	RPI	RPI	RPI	RPI
DIV. I ONLY	5- 10	253	3-7	156	187	239	239	18	18	
DIV. I NON-CONF.	3- 8	268	1-5	112	180	240	240	19	19	
TOTALS	RPI 1-25	RPI 26-50	W-L RECORDS	RPI 51-100	RPI 101-150	RPI 150+				
5- 10	0- 0	0- 2	OVERALL	0- 2	2- 2	3- 4				
5- 1	0- 0	0- 0	HOME	0- 0	2- 0	3- 1				
0- 9	0- 0	0- 2	AWAY	0- 2	0- 2	0- 3				
0- 0	0- 0	0- 0	NEUTRAL	0- 0	0- 0	0- 0				
3- 8	0- 0	0- 2	NON-CONFERENCE	0- 1	2- 2	1- 3				
3- 1	0- 0	0- 0	HOME	0- 0	2- 0	1- 1				
0- 7	0- 0	0- 2	AWAY	0- 1	0- 2	0- 2				
0- 0	0- 0	0- 0	NEUTRAL	0- 0	0- 0	0- 0				
2- 2	0- 0	0- 0	CONFERENCE	0- 1	0- 0	2- 1				
2- 0	0- 0	0- 0	HOME	0- 0	0- 0	2- 0				
0- 2	0- 0	0- 0	AWAY	0- 1	0- 0	0- 1				
0- 0	0- 0	0- 0	NEUTRAL	0- 0	0- 0	0- 0				

RPI 1-25				RPI 26-50				RPI 51-100				RPI 101+				Team's RPI: 239	
RPI	S	Opponent	Score	RPI	S	Opponent	Score	RPI	S	Opponent	Score	RPI	S	Opponent	Score		
				45	A	Oklahoma St.	44 78	55	A	Nebraska	67 77	137	A	Utah	58 78		
				46	A	Arkansas	64 96	92	A	South Dakota St.	44 58	141	H	Sam Houston St.	64 41		
												144	H	Wichita St.	79 66		
												145	A	Southern Utah	58 72		
												155	A	Kansas St.	69 109		
												167	H	North Dakota	75 52		
												218	A	Tulsa	65 67		
												248	A	Omaha	54 60		
												260	H	Texas St.	63 57		
												307	H	Houston Baptist	73 74		
												319	H	North Dakota St.	70 62		
LAST 10 Division I																	
				319	H	North Dakota St.	70 62	167	H	North Dakota	75 52						
				248	A	Omaha	54 60	137	A	Utah	58 78						
				92	A	South Dakota St.	44 58	145	A	Southern Utah	58 72						
				45	A	Oklahoma St.	44 78	141	H	Sam Houston St.	64 41						
				55	A	Nebraska	67 77	307	H	Houston Baptist	73 74						

Non-Div I Games: Rogers St. 80 40 Cent. Christian (KS114 60

Oral Roberts

Loss, Non-Conf, S Site, H Home A Away N Neutral

Oregon

Through Games Of Jan. 13, 2020

Average RPI Win:	137	WON-LOST	WINNING	LAST 10	STRENGTH OF	OPP. STRENGTH	TEAM	ADJ.	CONF.	ADJ CONF.
Average RPI Loss:	21	RECORD	PCT. RANK	GAMES	SCHEDULE	OF SCHEDULE	RPI	RPI	RPI	RPI
DIV. I ONLY	13- 2	22	8-2	25	64	12	12	1	1	
DIV. I NON-CONF.	10- 1	19	5-1	72	60	16	16	1	1	
TOTALS	RPI 1-25	RPI 26-50	W-L RECORDS	RPI 51-100	RPI 101-150	RPI 150+				
13- 2	0- 1	3- 1	OVERALL	3- 0	2- 0	5- 0				
8- 0	0- 0	1- 0	HOME	2- 0	1- 0	4- 0				
3- 1	0- 0	1- 1	AWAY	1- 0	0- 0	1- 0				
2- 1	0- 1	1- 0	NEUTRAL	0- 0	1- 0	0- 0				
10- 1	0- 1	1- 0	NON-CONFERENCE	3- 0	1- 0	5- 0				
6- 0	0- 0	0- 0	HOME	2- 0	0- 0	4- 0				
2- 0	0- 0	0- 0	AWAY	1- 0	0- 0	1- 0				
2- 1	0- 1	1- 0	NEUTRAL	0- 0	1- 0	0- 0				
3- 1	0- 0	2- 1	CONFERENCE	0- 0	1- 0	0- 0				
2- 0	0- 0	1- 0	HOME	0- 0	1- 0	0- 0				
1- 1	0- 0	1- 1	AWAY	0- 0	0- 0	0- 0				
0- 0	0- 0	0- 0	NEUTRAL	0- 0	0- 0	0- 0				

RPI	S	Opponent	Score	RPI	S	Opponent	Score	RPI	S	Opponent	Score	RPI	S	Opponent	Score
3	N	Louisville	62 72	38	A	Arizona St.	66 72	68	A	Syracuse	81 64	110	N	UT Arlington	91 54
				41	H	Colorado	104 46	92	H	South Dakota St.	95 56	137	H	Utah	88 51
				45	N	Oklahoma St.	89 72	96	H	Texas Southern	99 63	155	H	Kansas St.	89 51
				50	A	Arizona	71 64					182	H	Northeastern	89 47
												235	H	UC Riverside	84 41
												273	A	Long Beach St.	81 45
												292	H	Utah St.	109 52
LAST 10 Division I															
				38	A	Arizona St.	66 72	50	A	Arizona	71 64				
				137	H	Utah	88 51	273	A	Long Beach St.	81 45				
				41	H	Colorado	104 46	92	H	South Dakota St.	95 56				
				155	H	Kansas St.	89 51	3	N	Louisville	62 72				
				235	H	UC Riverside	84 41	110	N	UT Arlington	91 54				

Non-Div I Games: Corban 125 42

Oregon

Loss, Non-Conf, S Site, H Home A Away N Neutral

Average RPI Win:	230	WON-LOST	WINNING	LAST 10	STRENGTH OF	OPP. STRENGTH	TEAM	ADJ.	CONF.	ADJ CONF.
Average RPI Loss:	70	RECORD	PCT. RANK	GAMES	SCHEDULE	OF SCHEDULE	RPI	RPI	RPI	RPI
DIV. I ONLY	11- 6	90	5-5	132	111	65	65	11	11	
DIV. I NON-CONF.	7- 4	100	1-3	144	107	79	79	11	11	
TOTALS	RPI 1-25	RPI 26-50	W-L RECORDS	RPI 51-100	RPI 101-150	RPI 150+				
11- 6	0- 3	0- 0	OVERALL	1- 1	0- 1	10- 1				
6- 0	0- 0	0- 0	HOME	0- 0	0- 0	6- 0				
4- 5	0- 3	0- 0	AWAY	1- 1	0- 1	3- 0				
1- 1	0- 0	0- 0	NEUTRAL	0- 0	0- 0	1- 1				
7- 4	0- 2	0- 0	NON-CONFERENCE	1- 1	0- 0	6- 1				
4- 0	0- 0	0- 0	HOME	0- 0	0- 0	4- 0				
2- 3	0- 2	0- 0	AWAY	1- 1	0- 0	1- 0				
1- 1	0- 0	0- 0	NEUTRAL	0- 0	0- 0	1- 1				
4- 2	0- 1	0- 0	CONFERENCE	0- 0	0- 1	4- 0				
2- 0	0- 0	0- 0	HOME	0- 0	0- 0	2- 0				
2- 2	0- 1	0- 0	AWAY	0- 0	0- 1	2- 0				
0- 0	0- 0	0- 0	NEUTRAL	0- 0	0- 0	0- 0				

RPI 1-25				RPI 26-50				RPI 51-100 Team's RPI: 65				RPI 101+			
RPI	S	Opponent	Score	RPI	S	Opponent	Score	RPI	S	Opponent	Score	RPI	S	Opponent	Score
5	A	Oregon St.	57 69					76	A	CSU Bakersfield	70 80	146	A	Santa Clara	65 75
6	A	UCLA	57 68					78	A	Drexel	58 51	154	A	Portland	77 73
7	A	Gonzaga	67 68									178	N	Toledo	65 66
												195	H	SMU	77 49
												219	A	San Francisco	84 61
												231	H	Pepperdine	64 63
												236	H	UMKC	89 60
												266	H	LMU (CA)	76 67
												274	H	Indiana St.	83 66
												286	A	UC Santa Barbara	63 53
												295	N	St. Francis Brooklyn	71 62
												298	H	Weber St.	76 53
LAST 10 Division I															
154	A	Portland	77 73	7	A	Gonzaga	67 68								
231	H	Pepperdine	64 63	178	N	Toledo	65 66								
266	H	LMU (CA)	76 67	295	N	St. Francis Brooklyn	71 62								
219	A	San Francisco	84 61	6	A	UCLA	57 68								
146	A	Santa Clara	65 75	76	A	CSU Bakersfield	70 80								

Non-Div I Games:

Pacific

■ Loss,
 ■ Non-Conf,
 ■ S Site,
 ■ H Home
 ■ A Away
 N Neutral

Average RPI Win:	220	WON-LOST	WINNING	LAST 10	STRENGTH OF	OPP. STRENGTH	TEAM	ADJ.	CONF.	ADJ CONF.
Average RPI Loss:	30	RECORD	PCT. RANK	GAMES	SCHEDULE	OF SCHEDULE	RPI	RPI	RPI	RPI
DIV. I ONLY	9- 2	31	8-2	312	48	109	109	9	9	
DIV. I NON-CONF.	9- 1	26	8-1	340	33	100	100	9	9	
TOTALS	RPI 1-25	RPI 26-50	W-L RECORDS	RPI 51-100	RPI 101-150	RPI 150+				
9- 2	0- 1	0- 1	OVERALL	1- 0	1- 0	7- 0				
5- 1	0- 1	0- 0	HOME	1- 0	0- 0	4- 0				
4- 1	0- 0	0- 1	AWAY	0- 0	1- 0	3- 0				
0- 0	0- 0	0- 0	NEUTRAL	0- 0	0- 0	0- 0				
9- 1	0- 0	0- 1	NON-CONFERENCE	1- 0	1- 0	7- 0				
5- 0	0- 0	0- 0	HOME	1- 0	0- 0	4- 0				
4- 1	0- 0	0- 1	AWAY	0- 0	1- 0	3- 0				
0- 0	0- 0	0- 0	NEUTRAL	0- 0	0- 0	0- 0				
0- 1	0- 1	0- 0	CONFERENCE	0- 0	0- 0	0- 0				
0- 1	0- 1	0- 0	HOME	0- 0	0- 0	0- 0				
0- 0	0- 0	0- 0	AWAY	0- 0	0- 0	0- 0				
0- 0	0- 0	0- 0	NEUTRAL	0- 0	0- 0	0- 0				

RPI 1-25				RPI 26-50				RPI 51-100				RPI 101+				Team's RPI: 109
RPI	S	Opponent	Score	RPI	S	Opponent	Score	RPI	S	Opponent	Score	RPI	S	Opponent	Score	
20	H	Princeton	55 75	40	A	Duke	50 66	78	H	Drexel	53 49	148	A	Saint Joseph's	55 45	
												158	H	Iona	74 42	
												200	A	Hawaii	70 55	
												206	A	La Salle	65 49	
												223	H	Stetson	81 41	
												309	H	Siena	92 44	
												317	A	NJIT	85 51	
												342	H	Hartford	74 46	
LAST 10 Division I																
200	A	Hawaii	70 55	20	H	Princeton	55 75									
78	H	Drexel	53 49	40	A	Duke	50 66									
223	H	Stetson	81 41	148	A	Saint Joseph's	55 45									
206	A	La Salle	65 49	158	H	Iona	74 42									
342	H	Hartford	74 46	317	A	NJIT	85 51									

Non-Div I Games: Chaminade 90 39

Penn

Average RPI Win:	211	WON-LOST	WINNING	LAST 10	STRENGTH OF	OPP. STRENGTH	TEAM	ADJ.	CONF.	ADJ CONF.
Average RPI Loss:	120	RECORD	PCT. RANK	GAMES	SCHEDULE	OF SCHEDULE	RPI	RPI	RPI	RPI
DIV. I ONLY	7- 9	208	4-6	154	103	211	211	2	2	
DIV. I NON-CONF.	6- 5	151	3-2	247	226	227	227	2	2	
TOTALS	RPI 1-25	RPI 26-50	W-L RECORDS	RPI 51-100	RPI 101-150	RPI 150+				
7- 9	0- 1	0- 1	OVERALL	1- 2	1- 2	5- 3				
5- 4	0- 0	0- 0	HOME	1- 1	1- 1	3- 2				
1- 4	0- 1	0- 1	AWAY	0- 1	0- 1	1- 0				
1- 1	0- 0	0- 0	NEUTRAL	0- 0	0- 0	1- 1				
6- 5	0- 1	0- 0	NON-CONFERENCE	0- 0	1- 1	5- 3				
4- 3	0- 0	0- 0	HOME	0- 0	1- 1	3- 2				
1- 1	0- 1	0- 0	AWAY	0- 0	0- 0	1- 0				
1- 1	0- 0	0- 0	NEUTRAL	0- 0	0- 0	1- 1				
1- 4	0- 0	0- 1	CONFERENCE	1- 2	0- 1	0- 0				
1- 1	0- 0	0- 0	HOME	1- 1	0- 0	0- 0				
0- 3	0- 0	0- 1	AWAY	0- 1	0- 1	0- 0				
0- 0	0- 0	0- 0	NEUTRAL	0- 0	0- 0	0- 0				

RPI 1-25				RPI 26-50				RPI 51-100				RPI 101+ Team's RPI: 211			
RPI	S	Opponent	Score	RPI	S	Opponent	Score	RPI	S	Opponent	Score	RPI	S	Opponent	Score
20	A	Princeton	55 72	30	A	Ohio St.	70 80	57	H	Minnesota	74 81	117	A	Wisconsin	65 71
								60	A	Michigan	48 82	123	H	Rider	70 78
								95	H	Michigan St.	86 73	132	H	Fordham	72 59
												168	H	Clemson	68 55
												192	H	George Mason	68 78
												206	H	La Salle	67 69
												208	A	Towson	73 67
												264	H	Sacred Heart	88 65
												273	N	Long Beach St.	56 64
												288	H	Pittsburgh	78 73
												324	N	N.C. Central	92 68
LAST 10 Division I															
95	H	Michigan St.	86 73	30	A	Ohio St.	70 80	20	A	Princeton	55 72				
117	A	Wisconsin	65 71	288	H	Pittsburgh	78 73								
60	A	Michigan	48 82	324	N	N.C. Central	92 68								
57	H	Minnesota	74 81	273	N	Long Beach St.	56 64								
264	H	Sacred Heart	88 65												

Non-Div I Games:

Penn St.

Pepperdine

Through Games Of Jan. 13, 2020

Average RPI Win:	244	WON-LOST	WINNING	LAST 10	STRENGTH OF	OPP. STRENGTH	TEAM	ADJ.	CONF.	ADJ CONF.
Average RPI Loss:	121	RECORD	PCT. RANK	GAMES	SCHEDULE	OF SCHEDULE	RPI	RPI	RPI	RPI
DIV. I ONLY	7- 7	169	5-5	293	92	231	231	11	11	
DIV. I NON-CONF.	4- 4	163	2-2	336	114	283	283	11	11	
TOTALS	RPI 1-25	RPI 26-50	W-L RECORDS	RPI 51-100	RPI 101-150	RPI 150+				
7- 7	0- 0	0- 0	OVERALL	0- 3	1- 2	6- 2				
5- 3	0- 0	0- 0	HOME	0- 0	1- 1	4- 2				
2- 4	0- 0	0- 0	AWAY	0- 3	0- 1	2- 0				
0- 0	0- 0	0- 0	NEUTRAL	0- 0	0- 0	0- 0				
4- 4	0- 0	0- 0	NON-CONFERENCE	0- 2	0- 0	4- 2				
2- 2	0- 0	0- 0	HOME	0- 0	0- 0	2- 2				
2- 2	0- 0	0- 0	AWAY	0- 2	0- 0	2- 0				
0- 0	0- 0	0- 0	NEUTRAL	0- 0	0- 0	0- 0				
3- 3	0- 0	0- 0	CONFERENCE	0- 1	1- 2	2- 0				
3- 1	0- 0	0- 0	HOME	0- 0	1- 1	2- 0				
0- 2	0- 0	0- 0	AWAY	0- 1	0- 1	0- 0				
0- 0	0- 0	0- 0	NEUTRAL	0- 0	0- 0	0- 0				

RPI 1-25				RPI 26-50				RPI 51-100				RPI 101+				Team's RPI: 231	
RPI	S	Opponent	Score	RPI	S	Opponent	Score	RPI	S	Opponent	Score	RPI	S	Opponent	Score		
								53	A	Washington St.	48	85	103	H	BYU	47	65
								65	A	Pacific	63	64	129	A	Saint Mary's (CA)	78	85
								94	A	Boise St.	74	76	146	H	Santa Clara	79	71
													190	H	San Diego	73	57
													200	H	Hawaii	51	52
													204	H	UNLV	44	69
													219	H	San Francisco	82	70
													232	H	UC Davis	70	67
													289	A	Eastern Wash.	53	52
													303	A	New Mexico St.	72	69
													330	H	Cal Poly	63	53
LAST 10 Division I																	
146	H	Santa Clara	79	71	219	H	San Francisco	82	70								
65	A	Pacific	63	64	94	A	Boise St.	74	76								
129	A	Saint Mary's (CA)	78	85	232	H	UC Davis	70	67								
103	H	BYU	47	65	204	H	UNLV	44	69								
190	H	San Diego	73	57	289	A	Eastern Wash.	53	52								

Non-Div I Games: Concordia (CA) 76 57 Cal St. L.A. 79 56

Pepperdine

Loss, Non-Conf, S Site, H Home A Away N Neutral

Average RPI Win:	308	WON-LOST	WINNING	LAST 10	STRENGTH OF	OPP. STRENGTH	TEAM	ADJ.	CONF.	ADJ CONF.
Average RPI Loss:	117	RECORD	PCT. RANK	GAMES	SCHEDULE	OF SCHEDULE	RPI	RPI	RPI	RPI
DIV. I ONLY	3- 12	309	1-9	141	202	288	288	3	3	
DIV. I NON-CONF.	3- 8	268	1-5	185	290	302	302	3	3	
TOTALS	RPI 1-25	RPI 26-50	W-L RECORDS	RPI 51-100	RPI 101-150	RPI 150+				
3- 12	0- 0	0- 1	OVERALL	0- 4	0- 4	3- 3				
2- 6	0- 0	0- 0	HOME	0- 1	0- 3	2- 2				
0- 5	0- 0	0- 1	AWAY	0- 2	0- 1	0- 1				
1- 1	0- 0	0- 0	NEUTRAL	0- 1	0- 0	1- 0				
3- 8	0- 0	0- 0	NON-CONFERENCE	0- 3	0- 2	3- 3				
2- 4	0- 0	0- 0	HOME	0- 1	0- 1	2- 2				
0- 3	0- 0	0- 0	AWAY	0- 1	0- 1	0- 1				
1- 1	0- 0	0- 0	NEUTRAL	0- 1	0- 0	1- 0				
0- 4	0- 0	0- 1	CONFERENCE	0- 1	0- 2	0- 0				
0- 2	0- 0	0- 0	HOME	0- 0	0- 2	0- 0				
0- 2	0- 0	0- 1	AWAY	0- 1	0- 0	0- 0				
0- 0	0- 0	0- 0	NEUTRAL	0- 0	0- 0	0- 0				

RPI 1-25				RPI 26-50				RPI 51-100				RPI 101+				Team's RPI: 288	
RPI	S	Opponent	Score	RPI	S	Opponent	Score	RPI	S	Opponent	Score	RPI	S	Opponent	Score		
				37	A	Virginia Tech	56 68	64	A	UCF	58 74	105	H	Boston College	70 79		
								69	A	North Carolina	62 70	107	H	Duquesne	62 81		
								86	N	Ohio	50 72	113	A	Cincinnati	53 69		
								89	H	Stony Brook	56 59	124	H	Notre Dame	52 60		
												160	H	Miami (OH)	71 80		
												211	A	Penn St.	73 78		
												238	H	Georgetown	56 66		
												251	N	Ole Miss	58 50		
												334	H	Fairleigh Dickinson	69 60		
												340	H	Central Conn. St.	81 73		
LAST 10 Division I																	
105	H	Boston College	70 79	37	A	Virginia Tech	56 68	49	A	Stony Brook	56 59	105	H	Boston College	70 79		
124	H	Notre Dame	52 60	89	H	Stony Brook	56 59	69	A	North Carolina	62 70	107	H	Duquesne	62 81		
69	A	North Carolina	62 70	211	A	Penn St.	73 78	113	A	Cincinnati	53 69	124	H	Notre Dame	52 60		
113	A	Cincinnati	53 69	251	N	Ole Miss	58 50	160	H	Miami (OH)	71 80	238	H	Georgetown	56 66		
160	H	Miami (OH)	71 80	86	N	Ohio	50 72					251	N	Ole Miss	58 50		

Non-Div I Games:

Pittsburgh

Average RPI Win:	211	WON-LOST	WINNING	LAST 10	STRENGTH OF	OPP. STRENGTH	TEAM	ADJ.	CONF.	ADJ CONF.
Average RPI Loss:	133	RECORD	PCT. RANK	GAMES	SCHEDULE	OF SCHEDULE	RPI	RPI	RPI	RPI
DIV. I ONLY	7- 7	169	4-6	118	209	154	154	11	11	
DIV. I NON-CONF.	5- 4	140	2-3	220	324	191	191	11	11	
TOTALS	RPI 1-25	RPI 26-50	W-L RECORDS	RPI 51-100	RPI 101-150	RPI 150+				
7- 7	0- 1	0- 0	OVERALL	0- 1	3- 2	4- 3				
3- 4	0- 0	0- 0	HOME	0- 1	2- 2	1- 1				
4- 3	0- 1	0- 0	AWAY	0- 0	1- 0	3- 2				
0- 0	0- 0	0- 0	NEUTRAL	0- 0	0- 0	0- 0				
5- 4	0- 0	0- 0	NON-CONFERENCE	0- 0	1- 2	4- 2				
2- 3	0- 0	0- 0	HOME	0- 0	1- 2	1- 1				
3- 1	0- 0	0- 0	AWAY	0- 0	0- 0	3- 1				
0- 0	0- 0	0- 0	NEUTRAL	0- 0	0- 0	0- 0				
2- 3	0- 1	0- 0	CONFERENCE	0- 1	2- 0	0- 1				
1- 1	0- 0	0- 0	HOME	0- 1	1- 0	0- 0				
1- 2	0- 1	0- 0	AWAY	0- 0	1- 0	0- 1				
0- 0	0- 0	0- 0	NEUTRAL	0- 0	0- 0	0- 0				

RPI 1-25				RPI 26-50				RPI 51-100				RPI 101+ Team's RPI: 154			
RPI	S	Opponent	Score	RPI	S	Opponent	Score	RPI	S	Opponent	Score	RPI	S	Opponent	Score
7	A	Gonzaga	57 62					65	H	Pacific	73 77	103	A	BYU	57 48
												114	H	Abilene Christian	69 76
												115	H	Loyola Chicago	64 78
												119	H	Fresno St.	75 64
												129	H	Saint Mary's (CA)	78 65
												186	H	Portland St.	71 77
												190	A	San Diego	55 74
												225	H	Grand Canyon	73 41
												252	A	CSUN	64 73
												292	A	Utah St.	70 64
												298	A	Weber St.	78 59
												313	A	Air Force	72 56
LAST 10 Division I															
65	H	Pacific	73 77	129	H	Saint Mary's (CA)	78 65								
103	A	BYU	57 48	225	H	Grand Canyon	73 41								
190	A	San Diego	55 74	115	H	Loyola Chicago	64 78								
7	A	Gonzaga	57 62	114	H	Abilene Christian	69 76								
186	H	Portland St.	71 77	313	A	Air Force	72 56								

Non-Div I Games: Warner Pacific 78 36 Willamette 82 42

Portland

Loss, Non-Conf, S Site, H Home A Away N Neutral

Average RPI Win:	219	WON-LOST	WINNING	LAST 10	STRENGTH OF	OPP. STRENGTH	TEAM	ADJ.	CONF.	ADJ CONF.
Average RPI Loss:	157	RECORD	PCT. RANK	GAMES	SCHEDULE	OF SCHEDULE	RPI	RPI	RPI	RPI
DIV. I ONLY	8- 7	155	6-4	241	178	186	186	20	20	
DIV. I NON-CONF.	5- 4	140	3-1	262	222	169	169	17	17	
TOTALS	RPI 1-25	RPI 26-50	W-L RECORDS	RPI 51-100	RPI 101-150	RPI 150+				
8- 7	0- 0	0- 0	OVERALL	0- 2	1- 2	7- 3				
5- 2	0- 0	0- 0	HOME	0- 1	1- 1	4- 0				
3- 4	0- 0	0- 0	AWAY	0- 1	0- 1	3- 2				
0- 1	0- 0	0- 0	NEUTRAL	0- 0	0- 0	0- 1				
5- 4	0- 0	0- 0	NON-CONFERENCE	0- 2	0- 0	5- 2				
2- 1	0- 0	0- 0	HOME	0- 1	0- 0	2- 0				
3- 2	0- 0	0- 0	AWAY	0- 1	0- 0	3- 1				
0- 1	0- 0	0- 0	NEUTRAL	0- 0	0- 0	0- 1				
3- 3	0- 0	0- 0	CONFERENCE	0- 0	1- 2	2- 1				
3- 1	0- 0	0- 0	HOME	0- 0	1- 1	2- 0				
0- 2	0- 0	0- 0	AWAY	0- 0	0- 1	0- 1				
0- 0	0- 0	0- 0	NEUTRAL	0- 0	0- 0	0- 0				

RPI 1-25			RPI 26-50			RPI 51-100			RPI 101+			Team's RPI: 186
RPI	S	Opponent	Score	RPI	S	Opponent	Score	RPI	S	Opponent	Score	
						74 H Tennessee	61 88	111 H Montana St.		62 73		
						94 A Boise St.	57 82	120 H Idaho		74 53		
								145 A Southern Utah		58 71		
								154 A Portland		77 71		
								173 H Montana		78 65		
								184 A Northern Colo.		58 77		
								225 H Grand Canyon		69 46		
								232 A UC Davis		76 70		
								236 A UMKC		69 87		
								256 A UC Irvine		70 61		
								256 N UC Irvine		75 83		
								289 H Eastern Wash.		75 58		
								300 H Nevada		80 75		
LAST 10 Division I												
111 H		Montana St.	62 73	173 H		Montana	78 65					
289 H		Eastern Wash.	75 58	74 H		Tennessee	61 88					
120 H		Idaho	74 53	154 A		Portland	77 71					
145 A		Southern Utah	58 71	225 H		Grand Canyon	69 46					
184 A		Northern Colo.	58 77	256 A		UC Irvine	70 61					

Non-Div I Games: Multnomah 104 48

Portland St.

Prairie View

Through Games Of Jan. 13, 2020

Average RPI Win:	0	WON-LOST	WINNING	LAST 10	STRENGTH OF	OPP. STRENGTH	TEAM	ADJ.	CONF.	ADJ CONF.
Average RPI Loss:	144	RECORD	PCT. RANK	GAMES	SCHEDULE	OF SCHEDULE	RPI	RPI	RPI	RPI
DIV. I ONLY	0- 12	346	0-10	81	196	306	306	31	31	
DIV. I NON-CONF.	0- 9	338	0-7	14	172	260	260	28	28	
TOTALS	RPI 1-25	RPI 26-50	W-L RECORDS	RPI 51-100	RPI 101-150	RPI 150+				
0- 12	0- 1	0- 2	OVERALL	0- 1	0- 3	0- 5				
0- 3	0- 0	0- 0	HOME	0- 0	0- 1	0- 2				
0- 7	0- 1	0- 2	AWAY	0- 1	0- 2	0- 1				
0- 2	0- 0	0- 0	NEUTRAL	0- 0	0- 0	0- 2				
0- 9	0- 1	0- 2	NON-CONFERENCE	0- 0	0- 3	0- 3				
0- 1	0- 0	0- 0	HOME	0- 0	0- 1	0- 0				
0- 6	0- 1	0- 2	AWAY	0- 0	0- 2	0- 1				
0- 2	0- 0	0- 0	NEUTRAL	0- 0	0- 0	0- 2				
0- 3	0- 0	0- 0	CONFERENCE	0- 1	0- 0	0- 2				
0- 2	0- 0	0- 0	HOME	0- 0	0- 0	0- 2				
0- 1	0- 0	0- 0	AWAY	0- 1	0- 0	0- 0				
0- 0	0- 0	0- 0	NEUTRAL	0- 0	0- 0	0- 0				

RPI 1-25				RPI 26-50				RPI 51-100				RPI 101+ Team's RPI: 306			
RPI	S	Opponent	Score	RPI	S	Opponent	Score	RPI	S	Opponent	Score	RPI	S	Opponent	Score
19	A	Texas A&M	38 80	39	A	Oklahoma	48 94	96	A	Texas Southern	65 88	117	A	Wisconsin	42 68
				50	A	Arizona	48 83					130	H	Florida	44 51
												138	A	Rice	55 77
												160	N	Miami (OH)	52 65
												194	N	A&M-Corpus Christi	52 64
												199	A	Texas Tech	48 82
												258	H	Southern U.	48 68
												329	H	Alcorn	63 68
LAST 10 Division I															
258	H	Southern U.	48 68	96	A	Texas Southern	65 88	130	H	Florida	44 51	19	A	Texas A&M	38 80
329	H	Alcorn	63 68	50	A	Arizona	48 83	194	N	A&M-Corpus Christi	52 64				
117	A	Wisconsin	42 68												
199	A	Texas Tech	48 82												
138	A	Rice	55 77												

Non-Div I Games: Huston-Tillotson 79 60 Wiley 75 42 Tex. A&M-Kingsville85 55

Prairie View

Loss, Non-Conf, S Site, H Home A Away N Neutral

Presbyterian

Through Games Of Jan. 13, 2020

Average RPI Win:	287	WON-LOST	WINNING	LAST 10	STRENGTH OF	OPP. STRENGTH	TEAM	ADJ.	CONF.	ADJ CONF.
Average RPI Loss:	194	RECORD	PCT. RANK	GAMES	SCHEDULE	OF SCHEDULE	RPI	RPI	RPI	RPI
DIV. I ONLY	2- 10	318	1-9	191	337	302	302	27	27	
DIV. I NON-CONF.	2- 5	259	1-4	187	281	251	251	27	27	
TOTALS	RPI 1-25	RPI 26-50	W-L RECORDS	RPI 51-100	RPI 101-150	RPI 150+				
2- 10	0- 1	0- 0	OVERALL	0- 0	0- 2	2- 7				
1- 3	0- 0	0- 0	HOME	0- 0	0- 0	1- 3				
1- 7	0- 1	0- 0	AWAY	0- 0	0- 2	1- 4				
0- 0	0- 0	0- 0	NEUTRAL	0- 0	0- 0	0- 0				
2- 5	0- 1	0- 0	NON-CONFERENCE	0- 0	0- 2	2- 2				
1- 1	0- 0	0- 0	HOME	0- 0	0- 0	1- 1				
1- 4	0- 1	0- 0	AWAY	0- 0	0- 2	1- 1				
0- 0	0- 0	0- 0	NEUTRAL	0- 0	0- 0	0- 0				
0- 5	0- 0	0- 0	CONFERENCE	0- 0	0- 0	0- 5				
0- 2	0- 0	0- 0	HOME	0- 0	0- 0	0- 2				
0- 3	0- 0	0- 0	AWAY	0- 0	0- 0	0- 3				
0- 0	0- 0	0- 0	NEUTRAL	0- 0	0- 0	0- 0				

RPI 1-25				RPI 26-50				RPI 51-100				RPI 101+ Team's RPI: 302			
RPI	S	Opponent	Score	RPI	S	Opponent	Score	RPI	S	Opponent	Score	RPI	S	Opponent	Score
22	A	West Virginia	40 56									126	A	Illinois	52 71
												130	A	Florida	46 60
												170	H	Hampton	42 71
												196	A	UNC Asheville	39 54
												224	H	UNCW	60 70
												228	H	Col. of Charleston	58 54
												234	H	Longwood	60 71
												255	A	Winthrop	54 61
												290	A	Radford	42 54
												293	A	Wofford	60 67
												345	A	South Carolina St.	70 49
LAST 10 Division I															
170	H	Hampton	42 71	255	A	Winthrop	54 61								
234	H	Longwood	60 71	126	A	Illinois	52 71								
290	A	Radford	42 54	293	A	Wofford	60 67								
196	A	UNC Asheville	39 54	228	H	Col. of Charleston	58 54								
224	H	UNCW	60 70	130	A	Florida	46 60								

Non-Div I Games: William Peace 72 35 Brevard 74 45

Presbyterian

Loss, Non-Conf, S Site, H Home A Away N Neutral

Average RPI Win: 171		WON-LOST	WINNING	LAST 10	STRENGTH OF	OPP. STRENGTH	TEAM	ADJ.	CONF.	ADJ CONF.
Average RPI Loss: 10		RECORD	PCT. RANK	GAMES	SCHEDULE	OF SCHEDULE	RPI	RPI	RPI	RPI
DIV. I ONLY		13- 1	9	9-1	86	127	20	20	9	9
DIV. I NON-CONF.		12- 1	9	8-1	137	101	20	20	9	9
TOTALS		RPI 1-25	RPI 26-50		W-L RECORDS		RPI 51-100	RPI 101-150		RPI 150+
13- 1	0- 1	1- 0		OVERALL		3- 0	3- 0		6- 0	
7- 0	0- 0	1- 0		HOME		0- 0	1- 0		5- 0	
6- 1	0- 1	0- 0		AWAY		3- 0	2- 0		1- 0	
0- 0	0- 0	0- 0		NEUTRAL		0- 0	0- 0		0- 0	
12- 1	0- 1	1- 0		NON-CONFERENCE		3- 0	2- 0		6- 0	
7- 0	0- 0	1- 0		HOME		0- 0	1- 0		5- 0	
5- 1	0- 1	0- 0		AWAY		3- 0	1- 0		1- 0	
0- 0	0- 0	0- 0		NEUTRAL		0- 0	0- 0		0- 0	
1- 0	0- 0	0- 0		CONFERENCE		0- 0	1- 0		0- 0	
0- 0	0- 0	0- 0		HOME		0- 0	0- 0		0- 0	
1- 0	0- 0	0- 0		AWAY		0- 0	1- 0		0- 0	
0- 0	0- 0	0- 0		NEUTRAL		0- 0	0- 0		0- 0	

RPI	S	Opponent	Score	RPI	S	Opponent	Score	RPI	S	Opponent	Score	RPI	S	Opponent	Score
10	A	Iowa	75 77	35	H	FGCU	67 53	62	A	Seton Hall	78 76	109	A	Penn	75 55
								71	A	Marist	62 50	123	H	Rider	80 47
								90	A	Saint Louis	66 50	136	A	George Washington	75 50
												161	A	Missouri	68 33
												211	H	Penn St.	72 55
												280	H	Monmouth	52 40
												295	H	St. Francis Brooklyn	76 44
												304	H	New Hampshire	77 37
												342	H	Hartford	73 42
LAST 10 Division I															
304	H	New Hampshire	77 37	109	A	Penn	75 55								
90	A	Saint Louis	66 50	71	A	Marist	62 50								
161	A	Missouri	68 33	295	H	St. Francis Brooklyn	76 44								
211	H	Penn St.	72 55	280	H	Monmouth	52 40								
342	H	Hartford	73 42	10	A	Iowa	75 77								

Non-Div I Games:

Princeton

■ Loss,
 ■ Non-Conf, S Site,
 ■ Home
 ■ Away
 N Neutral

Providence

Through Games Of Jan. 13, 2020

Average RPI Win:	220	WON-LOST	WINNING	LAST 10	STRENGTH OF	OPP. STRENGTH	TEAM	ADJ.	CONF.	ADJ CONF.
Average RPI Loss:	84	RECORD	PCT. RANK	GAMES	SCHEDULE	OF SCHEDULE	RPI	RPI	RPI	RPI
DIV. I ONLY	9- 8	164	3-7	130	113	106	106	6	6	
DIV. I NON-CONF.	9- 3	64	3-2	202	240	70	70	6	6	
TOTALS	RPI 1-25	RPI 26-50	W-L RECORDS	RPI 51-100	RPI 101-150	RPI 150+				
9- 8	0- 2	0- 1	OVERALL	0- 3	3- 0	6- 2				
2- 2	0- 1	0- 1	HOME	0- 0	1- 0	1- 0				
5- 5	0- 1	0- 0	AWAY	0- 2	2- 0	3- 2				
2- 1	0- 0	0- 0	NEUTRAL	0- 1	0- 0	2- 0				
9- 3	0- 0	0- 0	NON-CONFERENCE	0- 2	3- 0	6- 1				
2- 0	0- 0	0- 0	HOME	0- 0	1- 0	1- 0				
5- 2	0- 0	0- 0	AWAY	0- 1	2- 0	3- 1				
2- 1	0- 0	0- 0	NEUTRAL	0- 1	0- 0	2- 0				
0- 5	0- 2	0- 1	CONFERENCE	0- 1	0- 0	0- 1				
0- 2	0- 1	0- 1	HOME	0- 0	0- 0	0- 0				
0- 3	0- 1	0- 0	AWAY	0- 1	0- 0	0- 1				
0- 0	0- 0	0- 0	NEUTRAL	0- 0	0- 0	0- 0				

RPI S Opponent	Score	RPI S Opponent	Score	RPI S Opponent	Score	RPI S Opponent	Score	Team's RPI: 106
11 H DePaul	67 80	32 H Marquette	50 60	51 A Yale	79 82	105 H Boston College	76 60	
14 A Creighton	63 72			66 N Ball St.	51 52	118 A Massachusetts	72 63	
				88 A Villanova	49 51	137 A Utah	67 60	
						171 A New Mexico	68 86	
						191 N Rhode Island	58 51	
						226 H UMass Lowell	63 38	
						238 A Georgetown	53 62	
						266 N LMU (CA)	48 45	
						280 A Monmouth	68 52	
						318 A Bryant	76 32	
						342 A Hartford	75 57	
LAST 10 Division I								
32 H Marquette	50 60	14 A Creighton	63 72					
11 H DePaul	67 80	66 N Ball St.	51 52					
238 A Georgetown	53 62	171 A New Mexico	68 86					
88 A Villanova	49 51	137 A Utah	67 60					
266 N LMU (CA)	48 45	191 N Rhode Island	58 51					

Non-Div I Games:

Providence

■ Loss,
 ■ Non-Conf, S Site,
 ■ Home
 ■ Away
 N Neutral

Average RPI Win: 137	WON-LOST	WINNING	LAST 10	STRENGTH OF	OPP. STRENGTH	TEAM	ADJ.	CONF.	ADJ CONF.
Average RPI Loss: 16	RECORD	PCT. RANK	GAMES	SCHEDULE	OF SCHEDULE	RPI	RPI	RPI	RPI
DIV. I ONLY	11- 6	90	5-5	12	5	27	27	2	2
DIV. I NON-CONF.	9- 3	64	3-2	56	9	26	26	2	2
TOTALS	RPI 1-25	RPI 26-50	W-L RECORDS	RPI 51-100	RPI 101-150	RPI 150+			
11- 6	1- 5	3- 1	OVERALL	0- 0	2- 0	5- 0			
7- 1	0- 1	1- 0	HOME	0- 0	2- 0	4- 0			
2- 4	0- 3	1- 1	AWAY	0- 0	0- 0	1- 0			
2- 1	1- 1	1- 0	NEUTRAL	0- 0	0- 0	0- 0			
9- 3	1- 2	2- 1	NON-CONFERENCE	0- 0	1- 0	5- 0			
6- 0	0- 0	1- 0	HOME	0- 0	1- 0	4- 0			
1- 2	0- 1	0- 1	AWAY	0- 0	0- 0	1- 0			
2- 1	1- 1	1- 0	NEUTRAL	0- 0	0- 0	0- 0			
2- 3	0- 3	1- 0	CONFERENCE	0- 0	1- 0	0- 0			
1- 1	0- 1	0- 0	HOME	0- 0	1- 0	0- 0			
1- 2	0- 2	1- 0	AWAY	0- 0	0- 0	0- 0			
0- 0	0- 0	0- 0	NEUTRAL	0- 0	0- 0	0- 0			

RPI 1-25				RPI 26-50				Team's RPI: 27	RPI 51-100				RPI 101+			
RPI	S	Opponent	Score	RPI	S	Opponent	Score		RPI	S	Opponent	Score	RPI	S	Opponent	Score
2	A	South Carolina	49 85	30	A	Ohio St.	66 50						117	H	Wisconsin	72 61
7	N	Gonzaga	50 63	37	A	Virginia Tech	54 67						122	H	Kent St.	77 64
9	A	Indiana	48 66	38	N	Arizona St.	59 52						202	H	Bowling Green	81 74
15	A	Northwestern	56 61	47	H	Western Ky.	67 50						212	H	Northern Ill.	68 63
23	N	Drake	67 47										222	A	Chattanooga	66 34
25	H	Rutgers	53 59										233	H	Western Ill.	66 59
													265	H	Milwaukee	68 55
LAST 10 Division I																
9	A	Indiana	48 66	15	A	Northwestern	56 61									
25	H	Rutgers	53 59	47	H	Western Ky.	67 50									
117	H	Wisconsin	72 61	2	A	South Carolina	49 85									
30	A	Ohio St.	66 50	122	H	Kent St.	77 64									
202	H	Bowling Green	81 74	37	A	Virginia Tech	54 67									

Non-Div I Games:

Purdue

■ Loss,
■ Non-Conf,
■ S Site,
■ H Home
■ A Away
N Neutral

Average RPI Win:	329	WON-LOST	WINNING	LAST 10	STRENGTH OF	OPP. STRENGTH	TEAM	ADJ.	CONF.	ADJ CONF.
Average RPI Loss:	169	RECORD	PCT. RANK	GAMES	SCHEDULE	OF SCHEDULE	RPI	RPI	RPI	RPI
DIV. I ONLY	2- 13	329	1-9	174	314	322	322	18	18	
DIV. I NON-CONF.	2- 9	304	1-5	263	319	330	330	19	19	
TOTALS	RPI 1-25	RPI 26-50	W-L RECORDS	RPI 51-100	RPI 101-150	RPI 150+				
2- 13	0- 0	0- 1	OVERALL	0- 2	0- 2	2- 8				
2- 4	0- 0	0- 1	HOME	0- 2	0- 0	2- 1				
0- 6	0- 0	0- 0	AWAY	0- 0	0- 1	0- 5				
0- 3	0- 0	0- 0	NEUTRAL	0- 0	0- 1	0- 2				
2- 9	0- 0	0- 0	NON-CONFERENCE	0- 1	0- 2	2- 6				
2- 2	0- 0	0- 0	HOME	0- 1	0- 0	2- 1				
0- 4	0- 0	0- 0	AWAY	0- 0	0- 1	0- 3				
0- 3	0- 0	0- 0	NEUTRAL	0- 0	0- 1	0- 2				
0- 4	0- 0	0- 1	CONFERENCE	0- 1	0- 0	0- 2				
0- 2	0- 0	0- 1	HOME	0- 1	0- 0	0- 0				
0- 2	0- 0	0- 0	AWAY	0- 0	0- 0	0- 2				
0- 0	0- 0	0- 0	NEUTRAL	0- 0	0- 0	0- 0				

RPI 1-25			RPI 26-50			RPI 51-100			RPI 101+			Team's RPI: 322
RPI	S	Opponent	Score	RPI	S	Opponent	Score	RPI	S	Opponent	Score	
				42	H	South Dakota	41 62	66	H	Ball St.	52 83	122 N Kent St. 67 75
								92	H	South Dakota St.	69 100	133 A Butler 58 85
												166 A Akron 53 64
												167 A North Dakota 85 91
												187 A Eastern Mich. 40 64
												193 H Southeast Mo. St. 48 58
												199 N Texas Tech 48 82
												233 A Western Ill. 68 79
												280 N Monmouth 46 60
												315 A SIUE 53 57
												326 H Evansville 67 64
												332 H UIC 61 50
LAST 10 Division I												
233	A	Western Ill.	68 79	92	H	South Dakota St.	69 100	187	A	Eastern Mich.	40 64	
167	A	North Dakota	85 91	315	A	SIUE	53 57	280	N	Monmouth	46 60	
42	H	South Dakota	41 62	199	N	Texas Tech	48 82					
133	A	Butler	58 85									
326	H	Evansville	67 64									

Non-Div I Games: Heidelberg 82 55 Purdue Northwest 73 50

Purdue Fort Wayne

Loss, Non-Conf, S Site, H Home A Away N Neutral

Quinnipiac

Through Games Of Jan. 13, 2020

Average RPI Win:	227	WON-LOST	WINNING	LAST 10	STRENGTH OF	OPP. STRENGTH	TEAM	ADJ.	CONF.	ADJ CONF.
Average RPI Loss:	97	RECORD	PCT. RANK	GAMES	SCHEDULE	OF SCHEDULE	RPI	RPI	RPI	RPI
DIV. I ONLY	5- 8	231	4-6	137	147	207	207	24	24	
DIV. I NON-CONF.	3- 6	235	2-4	71	110	190	190	24	24	
TOTALS	RPI 1-25	RPI 26-50	W-L RECORDS	RPI 51-100	RPI 101-150	RPI 150+				
5- 8	0- 1	0- 0	OVERALL	1- 3	0- 3	4- 1				
3- 4	0- 0	0- 0	HOME	1- 1	0- 2	2- 1				
2- 4	0- 1	0- 0	AWAY	0- 2	0- 1	2- 0				
0- 0	0- 0	0- 0	NEUTRAL	0- 0	0- 0	0- 0				
3- 6	0- 1	0- 0	NON-CONFERENCE	1- 3	0- 2	2- 0				
2- 3	0- 0	0- 0	HOME	1- 1	0- 2	1- 0				
1- 3	0- 1	0- 0	AWAY	0- 2	0- 0	1- 0				
0- 0	0- 0	0- 0	NEUTRAL	0- 0	0- 0	0- 0				
2- 2	0- 0	0- 0	CONFERENCE	0- 0	0- 1	2- 1				
1- 1	0- 0	0- 0	HOME	0- 0	0- 0	1- 1				
1- 1	0- 0	0- 0	AWAY	0- 0	0- 1	1- 0				
0- 0	0- 0	0- 0	NEUTRAL	0- 0	0- 0	0- 0				

RPI 1-25				RPI 26-50				RPI 51-100				RPI 101+ Team's RPI: 207			
RPI	S	Opponent	Score	RPI	S	Opponent	Score	RPI	S	Opponent	Score	RPI	S	Opponent	Score
24	A	Maryland	52 107					51	A	Yale	59 63	123	A	Rider	59 75
								63	H	Bucknell	76 69	136	H	George Washington	67 78
								64	A	UCF	58 80	142	H	Harvard	68 77
								78	H	Drexel	62 66	158	H	Iona	71 75
												191	H	Rhode Island	75 63
												229	H	Manhattan	70 58
												309	A	Siena	66 52
												342	A	Hartford	87 50
LAST 10 Division I															
123	A	Rider	59 75	229	H	Manhattan	70 58								
309	A	Siena	66 52	64	A	UCF	58 80								
158	H	Iona	71 75	136	H	George Washington	67 78								
342	A	Hartford	87 50	142	H	Harvard	68 77								
191	H	Rhode Island	75 63	24	A	Maryland	52 107								

Non-Div I Games:

Quinnipiac

Loss, Non-Conf, S Site, H Home A Away N Neutral

Average RPI Win:	301	WON-LOST	WINNING	LAST 10	STRENGTH OF	OPP. STRENGTH	TEAM	ADJ.	CONF.	ADJ CONF.
Average RPI Loss:	152	RECORD	PCT. RANK	GAMES	SCHEDULE	OF SCHEDULE	RPI	RPI	RPI	RPI
DIV. I ONLY	4- 10	273	2-8	286	177	290	290	27	27	
DIV. I NON-CONF.	2- 7	288	0-5	209	81	241	241	27	27	
TOTALS	RPI 1-25	RPI 26-50	W-L RECORDS	RPI 51-100	RPI 101-150	RPI 150+				
4- 10	0- 1	0- 1	OVERALL	0- 2	0- 0	4- 6				
2- 3	0- 0	0- 0	HOME	0- 0	0- 0	2- 3				
2- 7	0- 1	0- 1	AWAY	0- 2	0- 0	2- 3				
0- 0	0- 0	0- 0	NEUTRAL	0- 0	0- 0	0- 0				
2- 7	0- 1	0- 1	NON-CONFERENCE	0- 2	0- 0	2- 3				
0- 2	0- 0	0- 0	HOME	0- 0	0- 0	0- 2				
2- 5	0- 1	0- 1	AWAY	0- 2	0- 0	2- 1				
0- 0	0- 0	0- 0	NEUTRAL	0- 0	0- 0	0- 0				
2- 3	0- 0	0- 0	CONFERENCE	0- 0	0- 0	2- 3				
2- 1	0- 0	0- 0	HOME	0- 0	0- 0	2- 1				
0- 2	0- 0	0- 0	AWAY	0- 0	0- 0	0- 2				
0- 0	0- 0	0- 0	NEUTRAL	0- 0	0- 0	0- 0				

RPI 1-25				RPI 26-50				RPI 51-100				RPI 101+ Team's RPI: 290			
RPI	S	Opponent	Score	RPI	S	Opponent	Score	RPI	S	Opponent	Score	RPI	S	Opponent	Score
22	A	West Virginia	37 74	30	A	Ohio St.	57 70	54	A	Vanderbilt	46 80	170	A	Hampton	48 51
								75	A	Alabama	51 85	196	H	UNC Asheville	50 63
												205	H	American	55 59
												210	A	ETSU	67 43
												214	H	Mt. St. Mary's	58 75
												272	A	High Point	58 68
												283	A	Morehead St.	62 73
												302	H	Presbyterian	54 42
												345	A	South Carolina St.	60 45
												347	H	Charleston So.	72 35
LAST 10 Division I															
170	A	Hampton	48 51	196	H	UNC Asheville	50 63								
272	A	High Point	58 68	205	H	American	55 59								
347	H	Charleston So.	72 35	30	A	Ohio St.	57 70								
302	H	Presbyterian	54 42	283	A	Morehead St.	62 73								
75	A	Alabama	51 85	214	H	Mt. St. Mary's	58 75								

Non-Div I Games:

Radford

■ Loss,
 ■ Non-Conf, S Site,
 ■ Home
 ■ Away
 N Neutral

Rhode Island

Through Games Of Jan. 13, 2020

Average RPI Win:	234	WON-LOST	WINNING	LAST 10	STRENGTH OF	OPP. STRENGTH	TEAM	ADJ.	CONF.	ADJ CONF.
Average RPI Loss:	137	RECORD	PCT. RANK	GAMES	SCHEDULE	OF SCHEDULE	RPI	RPI	RPI	RPI
DIV. I ONLY	8- 7	155	5-5	209	278	191	191	12	12	
DIV. I NON-CONF.	7- 5	130	4-3	234	333	163	163	12	12	
TOTALS	RPI 1-25	RPI 26-50	W-L RECORDS	RPI 51-100	RPI 101-150	RPI 150+				
8- 7	0- 0	0- 0	OVERALL	0- 1	2- 4	6- 2				
6- 1	0- 0	0- 0	HOME	0- 0	2- 1	4- 0				
1- 5	0- 0	0- 0	AWAY	0- 1	0- 2	1- 2				
1- 1	0- 0	0- 0	NEUTRAL	0- 0	0- 1	1- 0				
7- 5	0- 0	0- 0	NON-CONFERENCE	0- 0	1- 3	6- 2				
5- 0	0- 0	0- 0	HOME	0- 0	1- 0	4- 0				
1- 4	0- 0	0- 0	AWAY	0- 0	0- 2	1- 2				
1- 1	0- 0	0- 0	NEUTRAL	0- 0	0- 1	1- 0				
1- 2	0- 0	0- 0	CONFERENCE	0- 1	1- 1	0- 0				
1- 1	0- 0	0- 0	HOME	0- 0	1- 1	0- 0				
0- 1	0- 0	0- 0	AWAY	0- 1	0- 0	0- 0				
0- 0	0- 0	0- 0	NEUTRAL	0- 0	0- 0	0- 0				

RPI 1-25				RPI 26-50				RPI 51-100				RPI 101+				Team's RPI: 191	
RPI	S	Opponent	Score	RPI	S	Opponent	Score	RPI	S	Opponent	Score	RPI	S	Opponent	Score		
								97	A	Davidson	67	79	105	A	Boston College	55	66
													106	N	Providence	51	58
													121	H	Holy Cross	73	58
													127	H	Richmond	76	70
													134	H	VCU	54	75
													142	A	Harvard	58	61
													163	H	Robert Morris	71	59
													167	A	North Dakota	61	67
													207	A	Quinnipiac	63	75
													241	N	Brown	89	44
													257	H	Fairfield	74	41
													277	H	Vermont	77	74
													342	A	Hartford	68	56
													346	H	LIU Brooklyn	79	56
LAST 10 Division I																	
				127	H	Richmond	76	70		97	A	Davidson	67	79			
				134	H	VCU	54	75		106	N	Providence	51	58			
				142	A	Harvard	58	61		241	N	Brown	89	44			
				207	A	Quinnipiac	63	75		121	H	Holy Cross	73	58			
				163	H	Robert Morris	71	59		257	H	Fairfield	74	41			

Non-Div I Games:

Rhode Island

■ Loss,
 ■ Non-Conf,
 S Site,
 ■ Home
 ■ Away
 N Neutral

Average RPI Win:	240	WON-LOST	WINNING	LAST 10	STRENGTH OF	OPP. STRENGTH	TEAM	ADJ.	CONF.	ADJ CONF.
Average RPI Loss:	70	RECORD	PCT. RANK	GAMES	SCHEDULE	OF SCHEDULE	RPI	RPI	RPI	RPI
DIV. I ONLY	9- 6	121	7-3	204	87	138	138	13	13	
DIV. I NON-CONF.	5- 6	187	3-3	232	34	204	204	15	15	
TOTALS	RPI 1-25	RPI 26-50	W-L RECORDS	RPI 51-100	RPI 101-150	RPI 150+				
9- 6	0- 1	1- 3	OVERALL	0- 1	0- 0	8- 1				
6- 1	0- 1	1- 0	HOME	0- 0	0- 0	5- 0				
3- 3	0- 0	0- 1	AWAY	0- 1	0- 0	3- 1				
0- 2	0- 0	0- 2	NEUTRAL	0- 0	0- 0	0- 0				
5- 6	0- 1	0- 3	NON-CONFERENCE	0- 1	0- 0	5- 1				
4- 1	0- 1	0- 0	HOME	0- 0	0- 0	4- 0				
1- 3	0- 0	0- 1	AWAY	0- 1	0- 0	1- 1				
0- 2	0- 0	0- 2	NEUTRAL	0- 0	0- 0	0- 0				
4- 0	0- 0	1- 0	CONFERENCE	0- 0	0- 0	3- 0				
2- 0	0- 0	1- 0	HOME	0- 0	0- 0	1- 0				
2- 0	0- 0	0- 0	AWAY	0- 0	0- 0	2- 0				
0- 0	0- 0	0- 0	NEUTRAL	0- 0	0- 0	0- 0				

RPI 1-25			RPI 26-50			RPI 51-100			RPI 101+			Team's RPI: 138
RPI	S	Opponent	Score	RPI	S	Opponent	Score	RPI	S	Opponent	Score	
19	H	Texas A&M	61 62	29	N	Georgia Tech	52 54	96	A	Texas Southern	56 63	188 A Fla. Atlantic 78 69
				37	N	Virginia Tech	45 54					195 A SMU 43 55
				45	A	Oklahoma St.	38 69					197 H Little Rock 66 40
				47	H	Western Ky.	73 65					240 H Northern Ariz. 71 57
												281 H Marshall 81 43
												284 H Nicholls St. 71 47
												306 H Prairie View 77 55
												308 A McNeese 81 50
												311 A FIU 68 47
LAST 10 Division I												
				188	A	Fla. Atlantic	78 69					311 A FIU 68 47
				47	H	Western Ky.	73 65					306 H Prairie View 77 55
				281	H	Marshall	81 43					96 A Texas Southern 56 63
				29	N	Georgia Tech	52 54					240 H Northern Ariz. 71 57
				37	N	Virginia Tech	45 54					308 A McNeese 81 50

Non-Div I Games:

Rice

■ Loss,
 ■ Non-Conf, S Site,
 ■ Home
 ■ Away
 N Neutral

Average RPI Win:	176	WON-LOST	WINNING	LAST 10	STRENGTH OF	OPP. STRENGTH	TEAM	ADJ.	CONF.	ADJ CONF.
Average RPI Loss:	124	RECORD	PCT. RANK	GAMES	SCHEDULE	OF SCHEDULE	RPI	RPI	RPI	RPI
DIV. I ONLY	7- 10	222	2-8	47	229	127	127	12	12	
DIV. I NON-CONF.	7- 7	163	2-5	34	258	83	83	12	12	
TOTALS	RPI 1-25	RPI 26-50	W-L RECORDS	RPI 51-100	RPI 101-150	RPI 150+				
7- 10	0- 0	0- 2	OVERALL	1- 1	2- 4	4- 3				
3- 2	0- 0	0- 0	HOME	0- 0	1- 2	2- 0				
4- 5	0- 0	0- 2	AWAY	1- 1	1- 1	2- 1				
0- 3	0- 0	0- 0	NEUTRAL	0- 0	0- 1	0- 2				
7- 7	0- 0	0- 2	NON-CONFERENCE	1- 1	2- 2	4- 2				
3- 1	0- 0	0- 0	HOME	0- 0	1- 1	2- 0				
4- 3	0- 0	0- 2	AWAY	1- 1	1- 0	2- 0				
0- 3	0- 0	0- 0	NEUTRAL	0- 0	0- 1	0- 2				
0- 3	0- 0	0- 0	CONFERENCE	0- 0	0- 2	0- 1				
0- 1	0- 0	0- 0	HOME	0- 0	0- 1	0- 0				
0- 2	0- 0	0- 0	AWAY	0- 0	0- 1	0- 1				
0- 0	0- 0	0- 0	NEUTRAL	0- 0	0- 0	0- 0				

RPI	S	Opponent	Score	RPI	S	Opponent	Score	RPI	S	Opponent	Score	RPI	S	Opponent	Score	Team's RPI: 127
44	A	Old Dominion	51 73	78	A	Drexel	52 58	104	A	Coastal Caro.	79 67	108	N	Bradley	57 61	
48	A	Charlotte	59 78	98	A	UNC Greensboro	70 62	116	H	Dayton	51 65	125	H	Furman	69 70	
								148	A	Saint Joseph's	56 67	150	H	William & Mary	76 73	
								157	H	Norfolk St.	77 69	170	N	Hampton	65 69	
								188	H	Fla. Atlantic	57 55	191	A	Rhode Island	70 76	
								214	N	Mt. St. Mary's	67 75	238	A	Georgetown	51 49	
								299	A	UMES	64 52					
LAST 10 Division I																
191	A	Rhode Island	70 76	116	H	Dayton	51 65									
148	A	Saint Joseph's	56 67	44	A	Old Dominion	51 73									
157	H	Norfolk St.	77 69	125	H	Furman	69 70									
170	N	Hampton	65 69	299	A	UMES	64 52									
214	N	Mt. St. Mary's	67 75	108	N	Bradley	57 61									

Non-Div I Games:

Richmond

■ Loss,
 ■ Non-Conf,
 ■ S Site,
 ■ H Home
 ■ A Away
 N Neutral

Average RPI Win:	229	WON-LOST	WINNING	LAST 10	STRENGTH OF	OPP. STRENGTH	TEAM	ADJ.	CONF.	ADJ CONF.
Average RPI Loss:	50	RECORD	PCT. RANK	GAMES	SCHEDULE	OF SCHEDULE	RPI	RPI	RPI	RPI
DIV. I ONLY	10- 2	28	9-1	341	21	123	123	24	24	
DIV. I NON-CONF.	7- 2	56	6-1	331	22	125	125	24	24	
TOTALS	RPI 1-25	RPI 26-50	W-L RECORDS	RPI 51-100	RPI 101-150	RPI 150+				
10- 2	0- 1	0- 0	OVERALL	0- 1	0- 0	10- 0				
5- 0	0- 0	0- 0	HOME	0- 0	0- 0	5- 0				
4- 1	0- 1	0- 0	AWAY	0- 0	0- 0	4- 0				
1- 1	0- 0	0- 0	NEUTRAL	0- 1	0- 0	1- 0				
7- 2	0- 1	0- 0	NON-CONFERENCE	0- 1	0- 0	7- 0				
3- 0	0- 0	0- 0	HOME	0- 0	0- 0	3- 0				
3- 1	0- 1	0- 0	AWAY	0- 0	0- 0	3- 0				
1- 1	0- 0	0- 0	NEUTRAL	0- 1	0- 0	1- 0				
3- 0	0- 0	0- 0	CONFERENCE	0- 0	0- 0	3- 0				
2- 0	0- 0	0- 0	HOME	0- 0	0- 0	2- 0				
1- 0	0- 0	0- 0	AWAY	0- 0	0- 0	1- 0				
0- 0	0- 0	0- 0	NEUTRAL	0- 0	0- 0	0- 0				

RPI 1-25				RPI 26-50				RPI 51-100				RPI 101+ Team's RPI: 123			
RPI	S	Opponent	Score	RPI	S	Opponent	Score	RPI	S	Opponent	Score	RPI	S	Opponent	Score
20	A	Princeton	47 80					79	N	North Florida	70 80	158	A	Iona	81 37
												206	H	La Salle	70 43
												207	H	Quinnipiac	75 59
												211	A	Penn St.	78 70
												230	H	Xavier	64 57
												238	A	Georgetown	65 64
												245	A	Delaware St.	71 69
												247	H	Niagara	79 75
												267	N	Lipscomb	81 76
												285	H	Wagner	77 63
LAST 10 Division I															
158	A	Iona	81 37	207	H	Quinnipiac	75 59								
247	H	Niagara	79 75	206	H	La Salle	70 43								
245	A	Delaware St.	71 69	79	N	North Florida	70 80								
285	H	Wagner	77 63	267	N	Lipscomb	81 76								
238	A	Georgetown	65 64	230	H	Xavier	64 57								

Non-Div I Games:

Rider

Average RPI Win:	234	WON-LOST	WINNING	LAST 10	STRENGTH OF	OPP. STRENGTH	TEAM	ADJ.	CONF.	ADJ CONF.
Average RPI Loss:	134	RECORD	PCT. RANK	GAMES	SCHEDULE	OF SCHEDULE	RPI	RPI	RPI	RPI
DIV. I ONLY	8- 6	134	6-4	248	157	163	163	30	30	
DIV. I NON-CONF.	4- 6	212	2-4	153	123	171	171	30	30	
TOTALS	RPI 1-25	RPI 26-50	W-L RECORDS	RPI 51-100	RPI 101-150	RPI 150+				
8- 6	0- 0	0- 2	OVERALL	0- 0	0- 1	8- 3				
4- 2	0- 0	0- 0	HOME	0- 0	0- 0	4- 2				
4- 4	0- 0	0- 2	AWAY	0- 0	0- 1	4- 1				
0- 0	0- 0	0- 0	NEUTRAL	0- 0	0- 0	0- 0				
4- 6	0- 0	0- 2	NON-CONFERENCE	0- 0	0- 1	4- 3				
2- 2	0- 0	0- 0	HOME	0- 0	0- 0	2- 2				
2- 4	0- 0	0- 2	AWAY	0- 0	0- 1	2- 1				
0- 0	0- 0	0- 0	NEUTRAL	0- 0	0- 0	0- 0				
4- 0	0- 0	0- 0	CONFERENCE	0- 0	0- 0	4- 0				
2- 0	0- 0	0- 0	HOME	0- 0	0- 0	2- 0				
2- 0	0- 0	0- 0	AWAY	0- 0	0- 0	2- 0				
0- 0	0- 0	0- 0	NEUTRAL	0- 0	0- 0	0- 0				

RPI 1-25			RPI 26-50			RPI 51-100			RPI 101+			Team's RPI: 163
RPI	S	Opponent	Score	RPI	S	Opponent	Score	RPI	S	Opponent	Score	
				33	A	TCU	61 66	122	A	Kent St.	81 82	
				43	A	James Madison	32 59	157	A	Norfolk St.	69 62	
								172	H	Columbia	59 61	
								177	A	Merrimack	68 62	
								179	H	Youngstown St.	58 43	
								191	A	Rhode Island	59 71	
								206	A	La Salle	71 68	
								230	H	Xavier	71 57	
								242	H	Delaware	62 73	
								285	H	Wagner	51 47	
								295	H	St. Francis Brooklyn	69 44	
								340	A	Central Conn. St.	86 56	
LAST 10 Division I												
				285	H	Wagner	51 47	295	H	St. Francis Brooklyn	69 44	
				177	A	Merrimack	68 62	191	A	Rhode Island	59 71	
				340	A	Central Conn. St.	86 56	242	H	Delaware	62 73	
				43	A	James Madison	32 59	230	H	Xavier	71 57	
				157	A	Norfolk St.	69 62	122	A	Kent St.	81 82	

Non-Div I Games: Pitt.-Johnstown 63 30

Robert Morris

Rutgers

Through Games Of Jan. 13, 2020

Average RPI Win:	156	WON-LOST	WINNING	LAST 10	STRENGTH OF	OPP. STRENGTH	TEAM	ADJ.	CONF.	ADJ CONF.
Average RPI Loss:	22	RECORD	PCT. RANK	GAMES	SCHEDULE	OF SCHEDULE	RPI	RPI	RPI	RPI
DIV. I ONLY	14- 2	16	9-1	80	47	25	25	2	2	
DIV. I NON-CONF.	10- 1	19	5-0	229	69	41	41	2	2	
TOTALS	RPI 1-25	RPI 26-50	W-L RECORDS	RPI 51-100	RPI 101-150	RPI 150+				
14- 2	0- 1	3- 1	OVERALL	2- 0	3- 0	6- 0				
8- 1	0- 1	1- 0	HOME	1- 0	1- 0	5- 0				
4- 1	0- 0	1- 1	AWAY	0- 0	2- 0	1- 0				
2- 0	0- 0	1- 0	NEUTRAL	1- 0	0- 0	0- 0				
10- 1	0- 0	2- 1	NON-CONFERENCE	1- 0	1- 0	6- 0				
7- 0	0- 0	1- 0	HOME	0- 0	1- 0	5- 0				
1- 1	0- 0	0- 1	AWAY	0- 0	0- 0	1- 0				
2- 0	0- 0	1- 0	NEUTRAL	1- 0	0- 0	0- 0				
4- 1	0- 1	1- 0	CONFERENCE	1- 0	2- 0	0- 0				
1- 1	0- 1	0- 0	HOME	1- 0	0- 0	0- 0				
3- 0	0- 0	1- 0	AWAY	0- 0	2- 0	0- 0				
0- 0	0- 0	0- 0	NEUTRAL	0- 0	0- 0	0- 0				

RPI	S	Opponent	Score	RPI	S	Opponent	Score	RPI	S	Opponent	Score	RPI	S	Opponent	Score
9	H	Indiana	56 66	26	H	Virginia	73 63	54	N	Vanderbilt	62 56	117	A	Wisconsin	64 61
				27	A	Purdue	59 53	55	H	Nebraska	69 65	126	A	Illinois	75 51
				29	N	Georgia Tech	46 43					142	H	Harvard	74 46
				34	A	LSU	58 64					208	H	Towson	67 53
												247	H	Niagara	87 37
												258	H	Southern U.	78 58
												275	A	South Alabama	77 56
												281	H	Marshall	66 41
												341	H	Coppin St.	107 33
LAST 10 Division I															
126	A	Illinois	75 51	55	H	Nebraska	69 65	258	H	Southern U.	78 58	208	H	Towson	67 53
27	A	Purdue	59 53					26	H	Virginia	73 63				
9	H	Indiana	56 66					29	N	Georgia Tech	46 43				
117	A	Wisconsin	64 61												
281	H	Marshall	66 41												

Non-Div I Games:

Rutgers

■ Loss,
 ■ Non-Conf, S Site,
 ■ Home
 ■ Away
 N Neutral

Average RPI Win:	275	WON-LOST	WINNING	LAST 10	STRENGTH OF	OPP. STRENGTH	TEAM	ADJ.	CONF.	ADJ CONF.
Average RPI Loss:	68	RECORD	PCT. RANK	GAMES	SCHEDULE	OF SCHEDULE	RPI	RPI	RPI	RPI
DIV. I ONLY	8- 3	61	7-3	311	190	149	149	25	25	
DIV. I NON-CONF.	4- 2	90	3-2	254	206	133	133	22	22	
TOTALS	RPI 1-25	RPI 26-50	W-L RECORDS	RPI 51-100	RPI 101-150	RPI 150+				
8- 3	0- 0	0- 1	OVERALL	0- 1	0- 1	8- 0				
3- 1	0- 0	0- 0	HOME	0- 1	0- 0	3- 0				
4- 2	0- 0	0- 1	AWAY	0- 0	0- 1	4- 0				
1- 0	0- 0	0- 0	NEUTRAL	0- 0	0- 0	1- 0				
4- 2	0- 0	0- 1	NON-CONFERENCE	0- 1	0- 0	4- 0				
1- 1	0- 0	0- 0	HOME	0- 1	0- 0	1- 0				
2- 1	0- 0	0- 1	AWAY	0- 0	0- 0	2- 0				
1- 0	0- 0	0- 0	NEUTRAL	0- 0	0- 0	1- 0				
4- 1	0- 0	0- 0	CONFERENCE	0- 0	0- 1	4- 0				
2- 0	0- 0	0- 0	HOME	0- 0	0- 0	2- 0				
2- 1	0- 0	0- 0	AWAY	0- 0	0- 1	2- 0				
0- 0	0- 0	0- 0	NEUTRAL	0- 0	0- 0	0- 0				

RPI	S	Opponent	Score	RPI	S	Opponent	Score	RPI	S	Opponent	Score	RPI	S	Opponent	Score	Team's RPI: 149
39	A	Oklahoma	62	75	64	H	UCF	57	63	101	A	New Orleans	50	53		
										194	A	A&M-Corpus Christi	66	44		
										218	A	Tulsa	67	63		
										261	H	Southeastern La.	77	51		
										286	N	UC Santa Barbara	67	56		
										300	A	Nevada	80	65		
										307	A	Houston Baptist	59	42		
										308	H	McNeese	82	51		
										329	H	Alcorn	67	62		
LAST 10 Division I																
101	A	New Orleans	50	53	194	A	A&M-Corpus Christi	66	44							
261	H	Southeastern La.	77	51	286	N	UC Santa Barbara	67	56							
308	H	McNeese	82	51	39	A	Oklahoma	62	75							
307	A	Houston Baptist	59	42	64	H	UCF	57	63							
300	A	Nevada	80	65	329	H	Alcorn	67	62							

Non-Div I Games: LSU-Shreveport 75 32 Our Lady of the Lake 75 Cent. Christian (KS) 46

SFA

Loss, Non-Conf, S Site, H Home A Away N Neutral

SIUE				STRENGTH OF SCHEDULE	OPP. STRENGTH OF SCHEDULE	TEAM RPI	ADJ. RPI	CONF. RPI	ADJ CONF. RPI
Average RPI Win:	326	WON-LOST RECORD	WINNING PCT. RANK						
Average RPI Loss:	157		LAST 10 GAMES						
DIV. I ONLY	3- 11	301	2-8	287	160	315	315	21	21
DIV. I NON-CONF.	2- 8	295	1-5	210	201	310	310	23	23

TOTALS	RPI 1-25	RPI 26-50	W-L RECORDS	RPI 51-100	RPI 101-150	RPI 150+			
3- 11	0- 0	0- 0	OVERALL	0- 5	0- 1	3- 5			
2- 3	0- 0	0- 0	HOME	0- 2	0- 1	2- 0			
1- 7	0- 0	0- 0	AWAY	0- 3	0- 0	1- 4			
0- 1	0- 0	0- 0	NEUTRAL	0- 0	0- 0	0- 1			
2- 8	0- 0	0- 0	NON-CONFERENCE	0- 4	0- 1	2- 3			
2- 3	0- 0	0- 0	HOME	0- 2	0- 1	2- 0			
0- 4	0- 0	0- 0	AWAY	0- 2	0- 0	0- 2			
0- 1	0- 0	0- 0	NEUTRAL	0- 0	0- 0	0- 1			
1- 3	0- 0	0- 0	CONFERENCE	0- 1	0- 0	1- 2			
0- 0	0- 0	0- 0	HOME	0- 0	0- 0	0- 0			
1- 3	0- 0	0- 0	AWAY	0- 1	0- 0	1- 2			
0- 0	0- 0	0- 0	NEUTRAL	0- 0	0- 0	0- 0			

RPI 1-25			RPI 26-50			RPI 51-100			RPI 101+			Team's RPI: 315
RPI	S	Opponent	Score	RPI	S	Opponent	Score	RPI	S	Opponent	Score	
						55 A Nebraska	49 63	115 H Loyola Chicago		50 63		
						84 A Illinois St.	53 74	161 A Missouri		51 68		
						90 H Saint Louis	35 68	169 N North Ala.		67 85		
						91 A Belmont	48 69	263 A Eastern Ky.		46 49		
						93 H Southern Ill.	67 103	283 A Morehead St.		69 75		
								320 A Georgia St.		73 74		
								322 H Purdue Fort Wayne		57 53		
								326 H Evansville		85 74		
								331 A Tennessee St.		76 63		

LAST 10 Division I												
283 A		Morehead St.	69 75	263 A		Eastern Ky.	46 49					
331 A		Tennessee St.	76 63	84 A		Illinois St.	53 74					
91 A		Belmont	48 69	115 H		Loyola Chicago	50 63					
320 A		Georgia St.	73 74	322 H		Purdue Fort Wayne	57 53					
169 N		North Ala.	67 85	161 A		Missouri	51 68					

Non-Div I Games: Quincy

65

70

SIUE

SMU				STRENGTH OF SCHEDULE	OPP. STRENGTH OF SCHEDULE	TEAM RPI	ADJ. RPI	CONF. RPI	ADJ CONF. RPI
Average RPI Win:	225	WON-LOST RECORD	WINNING PCT. RANK						
Average RPI Loss:	98		LAST 10 GAMES						
DIV. I ONLY	7- 8	193	4-6	128	123	195	195	8	8
DIV. I NON-CONF.	6- 6	163	3-4	159	215	217	217	8	8

TOTALS	RPI 1-25	RPI 26-50	W-L RECORDS	RPI 51-100	RPI 101-150	RPI 150+			
7- 8	0- 1	0- 1	OVERALL	0- 2	1- 2	6- 2			
5- 5	0- 1	0- 1	HOME	0- 0	1- 1	4- 2			
1- 3	0- 0	0- 0	AWAY	0- 2	0- 1	1- 0			
1- 0	0- 0	0- 0	NEUTRAL	0- 0	0- 0	1- 0			
6- 6	0- 0	0- 1	NON-CONFERENCE	0- 1	1- 2	5- 2			
5- 4	0- 0	0- 1	HOME	0- 0	1- 1	4- 2			
0- 2	0- 0	0- 0	AWAY	0- 1	0- 1	0- 0			
1- 0	0- 0	0- 0	NEUTRAL	0- 0	0- 0	1- 0			
1- 2	0- 1	0- 0	CONFERENCE	0- 1	0- 0	1- 0			
0- 1	0- 1	0- 0	HOME	0- 0	0- 0	0- 0			
1- 1	0- 0	0- 0	AWAY	0- 1	0- 0	1- 0			
0- 0	0- 0	0- 0	NEUTRAL	0- 0	0- 0	0- 0			

RPI 1-25				RPI 26-50				RPI 51-100				RPI 101+ Team's RPI: 195			
RPI	S	Opponent	Score	RPI	S	Opponent	Score	RPI	S	Opponent	Score	RPI	S	Opponent	Score
4	H	UConn	42 80	33	H	TCU	56 57	52	A	Temple	62 85	110	A	UT Arlington	46 51
								65	A	Pacific	49 77	138	H	Rice	55 43
												147	H	Wright St.	61 69
												167	H	North Dakota	66 51
												184	H	Northern Colo.	52 61
												192	H	George Mason	58 59
												203	H	UTEP	60 56
												252	N	CSUN	68 58
												253	A	East Carolina	55 47
												256	H	UC Irvine	59 56
												308	H	McNeese	81 60

LAST 10 Division I															
253	A	East Carolina	55 47	52	A	Temple	62 85								
4	H	UConn	42 80	203	H	UTEP	60 56								
192	H	George Mason	58 59	167	H	North Dakota	66 51								
256	H	UC Irvine	59 56	147	H	Wright St.	61 69								
110	A	UT Arlington	46 51	65	A	Pacific	49 77								

Non-Div I Games:

SMU

■ Loss,
 ■ Non-Conf,
 ■ S Site,
 ■ H Home
 ■ A Away
 N Neutral

Average RPI Win: 298		WON-LOST	WINNING	LAST 10	STRENGTH OF	OPP. STRENGTH	TEAM	ADJ.	CONF.	ADJ CONF.
Average RPI Loss: 222		RECORD	PCT. RANK	GAMES	SCHEDULE	OF SCHEDULE	RPI	RPI	RPI	RPI
DIV. I ONLY		1- 11	337	1-9	328	283	343	343	20	20
DIV. I NON-CONF.		0- 7	338	0-5	328	301	351	351	17	17
TOTALS	RPI 1-25	RPI 26-50		W-L RECORDS	RPI 51-100		RPI 101-150	RPI 150+		
1- 11	0- 0	0- 1		OVERALL	0- 0		0- 1	1- 9		
0- 3	0- 0	0- 1		HOME	0- 0		0- 1	0- 1		
1- 8	0- 0	0- 0		AWAY	0- 0		0- 0	1- 8		
0- 0	0- 0	0- 0		NEUTRAL	0- 0		0- 0	0- 0		
0- 7	0- 0	0- 1		NON-CONFERENCE	0- 0		0- 0	0- 6		
0- 1	0- 0	0- 1		HOME	0- 0		0- 0	0- 0		
0- 6	0- 0	0- 0		AWAY	0- 0		0- 0	0- 6		
0- 0	0- 0	0- 0		NEUTRAL	0- 0		0- 0	0- 0		
1- 4	0- 0	0- 0		CONFERENCE	0- 0		0- 1	1- 3		
0- 2	0- 0	0- 0		HOME	0- 0		0- 1	0- 1		
1- 2	0- 0	0- 0		AWAY	0- 0		0- 0	1- 2		
0- 0	0- 0	0- 0		NEUTRAL	0- 0		0- 0	0- 0		

RPI 1-25				RPI 26-50				RPI 51-100				RPI 101+				Team's RPI: 343	
RPI	S	Opponent	Score	RPI	S	Opponent	Score	RPI	S	Opponent	Score	RPI	S	Opponent	Score		
				30	H	Ohio St.	74 104					111	H	Montana St.	48 85		
												173	H	Montana	60 64		
												175	A	San Jose St.	67 73		
												219	A	San Francisco	82 87		
												232	A	UC Davis	75 77		
												240	A	Northern Ariz.	107 114		
												291	A	Idaho St.	62 80		
												298	A	Weber St.	91 67		
												300	A	Nevada	72 83		
												330	A	Cal Poly	43 62		
												337	A	Seattle U	84 88		
LAST 10 Division I																	
				240	A	Northern Ariz.	107 114	298	A	Weber St.	91 67						
				291	A	Idaho St.	62 80	219	A	San Francisco	82 87						
				173	H	Montana	60 64	337	A	Seattle U	84 88						
				111	H	Montana St.	48 85	232	A	UC Davis	75 77						
				30	H	Ohio St.	74 104	330	A	Cal Poly	43 62						

Non-Div I Games:	Cal Maritime	86	55	Pacific Union	94	35
------------------	--------------	----	----	---------------	----	----

Sacramento St.

■ Loss, ■ Non-Conf, S Site, H Home A Away N Neutral

Sacred Heart

Through Games Of Jan. 13, 2020

Average RPI Win:	290	WON-LOST	WINNING	LAST 10	STRENGTH OF	OPP. STRENGTH	TEAM	ADJ.	CONF.	ADJ CONF.
Average RPI Loss:	153	RECORD	PCT. RANK	GAMES	SCHEDULE	OF SCHEDULE	RPI	RPI	RPI	RPI
DIV. I ONLY	5- 9	242	4-6	262	252	264	264	30	30	
DIV. I NON-CONF.	2- 8	295	1-5	182	214	293	293	30	30	
TOTALS	RPI 1-25	RPI 26-50	W-L RECORDS	RPI 51-100	RPI 101-150	RPI 150+				
5- 9	0- 0	0- 0	OVERALL	0- 4	0- 2	5- 3				
3- 1	0- 0	0- 0	HOME	0- 0	0- 1	3- 0				
1- 7	0- 0	0- 0	AWAY	0- 3	0- 1	1- 3				
1- 1	0- 0	0- 0	NEUTRAL	0- 1	0- 0	1- 0				
2- 8	0- 0	0- 0	NON-CONFERENCE	0- 4	0- 2	2- 2				
1- 1	0- 0	0- 0	HOME	0- 0	0- 1	1- 0				
0- 6	0- 0	0- 0	AWAY	0- 3	0- 1	0- 2				
1- 1	0- 0	0- 0	NEUTRAL	0- 1	0- 0	1- 0				
3- 1	0- 0	0- 0	CONFERENCE	0- 0	0- 0	3- 1				
2- 0	0- 0	0- 0	HOME	0- 0	0- 0	2- 0				
1- 1	0- 0	0- 0	AWAY	0- 0	0- 0	1- 1				
0- 0	0- 0	0- 0	NEUTRAL	0- 0	0- 0	0- 0				

RPI 1-25				RPI 26-50				RPI 51-100				RPI 101+				Team's RPI: 264	
RPI	S	Opponent	Score	RPI	S	Opponent	Score	RPI	S	Opponent	Score	RPI	S	Opponent	Score		
								51	A	Yale	40	87	121	H	Holy Cross	52	65
								55	N	Nebraska	49	72	148	A	Saint Joseph's	44	71
								62	A	Seton Hall	69	95	177	H	Merrimack	63	60
								89	A	Stony Brook	50	54	211	A	Penn St.	65	88
													285	A	Wagner	79	65
													309	A	Siena	57	68
													321	H	Hofstra	71	44
													325	N	Detroit Mercy	66	60
													334	A	Fairleigh Dickinson	60	65
													340	H	Central Conn. St.	66	58
LAST 10 Division I																	
				340	H	Central Conn. St.	66	58		334	A	Fairleigh Dickinson	60	65			
				285	A	Wagner	79	65		121	H	Holy Cross	52	65			
				177	H	Merrimack	63	60		148	A	Saint Joseph's	44	71			
				211	A	Penn St.	65	88		55	N	Nebraska	49	72			
				51	A	Yale	40	87		325	N	Detroit Mercy	66	60			

Non-Div I Games: Bridgeport 77 63

Sacred Heart

Loss, Non-Conf, S Site, H Home A Away N Neutral

Saint Francis (PA)

Through Games Of Jan. 13, 2020

Average RPI Win:	290	WON-LOST	WINNING	LAST 10	STRENGTH OF	OPP. STRENGTH	TEAM	ADJ.	CONF.	ADJ CONF.
Average RPI Loss:	123	RECORD	PCT. RANK	GAMES	SCHEDULE	OF SCHEDULE	RPI	RPI	RPI	RPI
DIV. I ONLY	6- 10	237	5-5	207	192	221	221	30	30	
DIV. I NON-CONF.	2- 9	304	1-4	50	97	199	199	30	30	
TOTALS	RPI 1-25	RPI 26-50	W-L RECORDS	RPI 51-100	RPI 101-150	RPI 150+				
6- 10	0- 1	0- 2	OVERALL	0- 3	0- 1	6- 3				
2- 3	0- 0	0- 0	HOME	0- 2	0- 0	2- 1				
3- 6	0- 1	0- 1	AWAY	0- 1	0- 1	3- 2				
1- 1	0- 0	0- 1	NEUTRAL	0- 0	0- 0	1- 0				
2- 9	0- 1	0- 2	NON-CONFERENCE	0- 3	0- 1	2- 2				
0- 3	0- 0	0- 0	HOME	0- 2	0- 0	0- 1				
1- 5	0- 1	0- 1	AWAY	0- 1	0- 1	1- 1				
1- 1	0- 0	0- 1	NEUTRAL	0- 0	0- 0	1- 0				
4- 1	0- 0	0- 0	CONFERENCE	0- 0	0- 0	4- 1				
2- 0	0- 0	0- 0	HOME	0- 0	0- 0	2- 0				
2- 1	0- 0	0- 0	AWAY	0- 0	0- 0	2- 1				
0- 0	0- 0	0- 0	NEUTRAL	0- 0	0- 0	0- 0				

RPI 1-25				RPI 26-50				RPI 51-100				RPI 101+ Team's RPI: 221			
RPI	S	Opponent	Score	RPI	S	Opponent	Score	RPI	S	Opponent	Score	RPI	S	Opponent	Score
22	A	West Virginia	45 74	35	N	FGCU	64 97	63	H	Bucknell	46 70	107	A	Duquesne	69 72
				37	A	Virginia Tech	41 105	73	A	South Fla.	23 62	179	H	Youngstown St.	46 56
								100	H	Liberty	52 71	223	N	Stetson	78 73
												277	A	Vermont	73 69
												283	A	Morehead St.	54 65
												285	H	Wagner	51 50
												295	H	St. Francis Brooklyn	82 72
												318	A	Bryant	63 60
												334	A	Fairleigh Dickinson	47 56
												340	A	Central Conn. St.	64 52
LAST 10 Division I															
295	H	St. Francis Brooklyn	82 72	285	H	Wagner	51 50								
334	A	Fairleigh Dickinson	47 56	100	H	Liberty	52 71								
340	A	Central Conn. St.	64 52	107	A	Duquesne	69 72								
318	A	Bryant	63 60	179	H	Youngstown St.	46 56								
63	H	Bucknell	46 70	277	A	Vermont	73 69								

Non-Div I Games:

Saint Francis (PA)

■ Loss,
 ■ Non-Conf,
 ■ S Site,
 ■ H Home
 ■ A Away
 N Neutral

Saint Joseph's

Through Games Of Jan. 13, 2020

Average RPI Win:	176	WON-LOST	WINNING	LAST 10	STRENGTH OF	OPP. STRENGTH	TEAM	ADJ.	CONF.	ADJ CONF.
Average RPI Loss:	108	RECORD	PCT. RANK	GAMES	SCHEDULE	OF SCHEDULE	RPI	RPI	RPI	RPI
DIV. I ONLY	7- 8	193	5-5	71	149	148	148	12	12	
DIV. I NON-CONF.	6- 6	163	4-3	74	184	138	138	12	12	
TOTALS	RPI 1-25	RPI 26-50	W-L RECORDS	RPI 51-100	RPI 101-150	RPI 150+				
7- 8	0- 0	0- 0	OVERALL	1- 3	2- 4	4- 1				
5- 2	0- 0	0- 0	HOME	1- 1	1- 1	3- 0				
1- 4	0- 0	0- 0	AWAY	0- 1	0- 2	1- 1				
1- 2	0- 0	0- 0	NEUTRAL	0- 1	1- 1	0- 0				
6- 6	0- 0	0- 0	NON-CONFERENCE	1- 3	1- 2	4- 1				
4- 2	0- 0	0- 0	HOME	1- 1	0- 1	3- 0				
1- 2	0- 0	0- 0	AWAY	0- 1	0- 0	1- 1				
1- 2	0- 0	0- 0	NEUTRAL	0- 1	1- 1	0- 0				
1- 2	0- 0	0- 0	CONFERENCE	0- 0	1- 2	0- 0				
1- 0	0- 0	0- 0	HOME	0- 0	1- 0	0- 0				
0- 2	0- 0	0- 0	AWAY	0- 0	0- 2	0- 0				
0- 0	0- 0	0- 0	NEUTRAL	0- 0	0- 0	0- 0				

RPI 1-25				RPI 26-50				RPI 51-100				RPI 101+				Team's RPI: 148	
RPI	S	Opponent	Score	RPI	S	Opponent	Score	RPI	S	Opponent	Score	RPI	S	Opponent	Score		
								52	H	Temple	67 63	109	H	Penn	45	55	
								62	N	Seton Hall	39 55	118	A	Massachusetts	43	61	
								78	H	Drexel	52 62	125	N	Furman	48	63	
								88	A	Villanova	44 60	127	H	Richmond	67	56	
												134	A	VCU	40	47	
												142	N	Harvard	63	39	
												153	A	Auburn	62	66	
												172	A	Columbia	71	57	
												205	H	American	72	51	
												264	H	Sacred Heart	71	44	
												269	H	Navy	49	40	
LAST 10 Division I																	
				134	A	VCU	40 47			118	A	Massachusetts	43	61			
				127	H	Richmond	67 56			88	A	Villanova	44	60			
				269	H	Navy	49 40			264	H	Sacred Heart	71	44			
				125	N	Furman	48 63			78	H	Drexel	52	62			
				142	N	Harvard	63 39			205	H	American	72	51			

Non-Div I Games:

Saint Joseph's

■ Loss,
 ■ Non-Conf,
 ■ S Site,
 ■ H Home
 ■ A Away
 N Neutral

Average RPI Win:	177	WON-LOST	WINNING	LAST 10	STRENGTH OF	OPP. STRENGTH	TEAM	ADJ.	CONF.	ADJ CONF.
Average RPI Loss:	88	RECORD	PCT. RANK	GAMES	SCHEDULE	OF SCHEDULE	RPI	RPI	RPI	RPI
DIV. I ONLY	9- 7	141	4-6	67	131	90	90	12	12	
DIV. I NON-CONF.	8- 5	117	3-4	55	154	64	64	12	12	
TOTALS	RPI 1-25	RPI 26-50	W-L RECORDS	RPI 51-100	RPI 101-150	RPI 150+				
9- 7	0- 1	0- 0	OVERALL	2- 4	2- 1	5- 1				
4- 4	0- 1	0- 0	HOME	2- 2	1- 1	1- 0				
5- 3	0- 0	0- 0	AWAY	0- 2	1- 0	4- 1				
0- 0	0- 0	0- 0	NEUTRAL	0- 0	0- 0	0- 0				
8- 5	0- 1	0- 0	NON-CONFERENCE	2- 3	2- 0	4- 1				
4- 2	0- 1	0- 0	HOME	2- 1	1- 0	1- 0				
4- 3	0- 0	0- 0	AWAY	0- 2	1- 0	3- 1				
0- 0	0- 0	0- 0	NEUTRAL	0- 0	0- 0	0- 0				
1- 2	0- 0	0- 0	CONFERENCE	0- 1	0- 1	1- 0				
0- 2	0- 0	0- 0	HOME	0- 1	0- 1	0- 0				
1- 0	0- 0	0- 0	AWAY	0- 0	0- 0	1- 0				
0- 0	0- 0	0- 0	NEUTRAL	0- 0	0- 0	0- 0				

RPI	S	Opponent	Score	RPI	S	Opponent	Score	RPI	S	Opponent	Score	RPI	S	Opponent	Score
20	H	Princeton	50 66					54	A	Vanderbilt	50 62	112	H	Colgate	61 51
								59	H	Kansas	60 68	113	A	Cincinnati	60 50
								77	H	UT Martin	56 50	134	H	VCU	52 65
								84	H	Illinois St.	61 56	161	A	Missouri	58 83
								93	A	Southern Ill.	53 61	193	H	Southeast Mo. St.	76 61
								97	H	Davidson	58 65	206	A	La Salle	77 61
												217	A	Northern Ky.	67 42
												274	A	Indiana St.	55 53
												315	A	SIUE	68 35
LAST 10 Division I															
206	A	La Salle	77 61	134	H	VCU	52 65								
97	H	Davidson	58 65	84	H	Illinois St.	61 56								
274	A	Indiana St.	55 53	161	A	Missouri	58 83								
59	H	Kansas	60 68	193	H	Southeast Mo. St.	76 61								
20	H	Princeton	50 66	93	A	Southern Ill.	53 61								

Non-Div I Games:

Saint Louis

■ Loss,
 ■ Non-Conf,
 ■ S Site,
 ■ H Home
 ■ A Away
 N Neutral

Saint Mary's (CA)

Through Games Of Jan. 13, 2020

Average RPI Win:	225	WON-LOST	WINNING	LAST 10	STRENGTH OF	OPP. STRENGTH	TEAM	ADJ.	CONF.	ADJ CONF.
Average RPI Loss:	108	RECORD	PCT. RANK	GAMES	SCHEDULE	OF SCHEDULE	RPI	RPI	RPI	RPI
DIV. I ONLY	9- 8	164	6-4	120	144	129	129	11	11	
DIV. I NON-CONF.	5- 6	187	2-2	130	177	187	187	11	11	
TOTALS	RPI 1-25	RPI 26-50	W-L RECORDS	RPI 51-100	RPI 101-150	RPI 150+				
9- 8	0- 2	1- 1	OVERALL	0- 2	1- 0	7- 3				
6- 2	0- 1	1- 1	HOME	0- 0	0- 0	5- 0				
2- 6	0- 1	0- 0	AWAY	0- 2	1- 0	1- 3				
1- 0	0- 0	0- 0	NEUTRAL	0- 0	0- 0	1- 0				
5- 6	0- 1	1- 1	NON-CONFERENCE	0- 2	0- 0	4- 2				
4- 2	0- 1	1- 1	HOME	0- 0	0- 0	3- 0				
0- 4	0- 0	0- 0	AWAY	0- 2	0- 0	0- 2				
1- 0	0- 0	0- 0	NEUTRAL	0- 0	0- 0	1- 0				
4- 2	0- 1	0- 0	CONFERENCE	0- 0	1- 0	3- 1				
2- 0	0- 0	0- 0	HOME	0- 0	0- 0	2- 0				
2- 2	0- 1	0- 0	AWAY	0- 0	1- 0	1- 1				
0- 0	0- 0	0- 0	NEUTRAL	0- 0	0- 0	0- 0				

RPI 1-25				RPI 26-50				RPI 51-100				RPI 101+ Team's RPI: 129			
RPI	S	Opponent	Score	RPI	S	Opponent	Score	RPI	S	Opponent	Score	RPI	S	Opponent	Score
7	A	Gonzaga	49 74	32	H	Marquette	63 77	59	A	Kansas	81 86	146	A	Santa Clara	95 87
21	H	NC State	70 87	47	H	Western Ky.	80 73	64	A	UCF	58 67	154	A	Portland	65 78
												219	A	San Francisco	86 79
												227	A	Wyoming	67 69
												231	H	Pepperdine	85 78
												232	H	UC Davis	83 74
												266	H	LMU (CA)	86 70
												268	N	St. Bonaventure	72 57
												286	H	UC Santa Barbara	64 43
												300	A	Nevada	72 78
												330	H	Cal Poly	84 67
LAST 10 Division I															
7	A	Gonzaga	49 74	154	A	Portland	65 78								
266	H	LMU (CA)	86 70	268	N	St. Bonaventure	72 57								
231	H	Pepperdine	85 78	64	A	UCF	58 67								
146	A	Santa Clara	95 87	59	A	Kansas	81 86								
219	A	San Francisco	86 79	330	H	Cal Poly	84 67								

Non-Div I Games:

Saint Mary's (CA)

■ Loss,
 ■ Non-Conf,
 ■ S Site,
 ■ H Home
 ■ A Away
 N Neutral

Saint Peter's

Through Games Of Jan. 13, 2020

Average RPI Win:	323	WON-LOST	WINNING	LAST 10	STRENGTH OF	OPP. STRENGTH	TEAM	ADJ.	CONF.	ADJ CONF.
Average RPI Loss:	227	RECORD	PCT. RANK	GAMES	SCHEDULE	OF SCHEDULE	RPI	RPI	RPI	RPI
DIV. I ONLY	4- 9	266	2-8	344	338	327	327	24	24	
DIV. I NON-CONF.	3- 6	235	1-5	349	338	338	338	24	24	
TOTALS	RPI 1-25	RPI 26-50	W-L RECORDS	RPI 51-100	RPI 101-150	RPI 150+				
4- 9	0- 0	0- 0	OVERALL	0- 2	0- 0	4- 7				
2- 3	0- 0	0- 0	HOME	0- 1	0- 0	2- 2				
2- 6	0- 0	0- 0	AWAY	0- 1	0- 0	2- 5				
0- 0	0- 0	0- 0	NEUTRAL	0- 0	0- 0	0- 0				
3- 6	0- 0	0- 0	NON-CONFERENCE	0- 1	0- 0	3- 5				
1- 2	0- 0	0- 0	HOME	0- 1	0- 0	1- 1				
2- 4	0- 0	0- 0	AWAY	0- 0	0- 0	2- 4				
0- 0	0- 0	0- 0	NEUTRAL	0- 0	0- 0	0- 0				
1- 3	0- 0	0- 0	CONFERENCE	0- 1	0- 0	1- 2				
1- 1	0- 0	0- 0	HOME	0- 0	0- 0	1- 1				
0- 2	0- 0	0- 0	AWAY	0- 1	0- 0	0- 1				
0- 0	0- 0	0- 0	NEUTRAL	0- 0	0- 0	0- 0				

RPI 1-25				RPI 26-50				RPI 51-100				RPI 101+				Team's RPI: 327	
RPI	S	Opponent	Score	RPI	S	Opponent	Score	RPI	S	Opponent	Score	RPI	S	Opponent	Score		
								71	A	Marist	76	96	220	A	Howard	80	92
								81	H	Lehigh	71	80	229	H	Manhattan	52	85
													245	A	Delaware St.	66	89
													257	A	Fairfield	48	67
													285	A	Wagner	89	90
													296	H	Morgan St.	78	77
													309	H	Siena	87	83
													317	A	NJIT	73	76
													334	H	Fairleigh Dickinson	71	77
													341	A	Coppin St.	82	57
													346	A	LIU Brooklyn	89	74
LAST 10 Division I																	
				229	H	Manhattan	52	85	257	A	Fairfield	48	67				
				309	H	Siena	87	83	245	A	Delaware St.	66	89				
				71	A	Marist	76	96	317	A	NJIT	73	76				
				81	H	Lehigh	71	80	296	H	Morgan St.	78	77				
				334	H	Fairleigh Dickinson	71	77	220	A	Howard	80	92				

Non-Div I Games:

Saint Peter's

■ Loss,
 ■ Non-Conf,
 ■ S Site,
 ■ H Home
 ■ A Away
 N Neutral

Average RPI Win:	246	WON-LOST	WINNING	LAST 10	STRENGTH OF	OPP. STRENGTH	TEAM	ADJ.	CONF.	ADJ CONF.
Average RPI Loss:	182	RECORD	PCT. RANK	GAMES	SCHEDULE	OF SCHEDULE	RPI	RPI	RPI	RPI
DIV. I ONLY	8- 4	79	7-3	320	188	141	141	25	25	
DIV. I NON-CONF.	2- 4	235	1-3	170	207	184	184	22	22	
TOTALS	RPI 1-25	RPI 26-50	W-L RECORDS	RPI 51-100	RPI 101-150	RPI 150+				
8- 4	0- 0	0- 1	OVERALL	0- 0	2- 0	6- 3				
3- 0	0- 0	0- 0	HOME	0- 0	1- 0	2- 0				
5- 4	0- 0	0- 1	AWAY	0- 0	1- 0	4- 3				
0- 0	0- 0	0- 0	NEUTRAL	0- 0	0- 0	0- 0				
2- 4	0- 0	0- 1	NON-CONFERENCE	0- 0	1- 0	1- 3				
1- 0	0- 0	0- 0	HOME	0- 0	1- 0	0- 0				
1- 4	0- 0	0- 1	AWAY	0- 0	0- 0	1- 3				
0- 0	0- 0	0- 0	NEUTRAL	0- 0	0- 0	0- 0				
6- 0	0- 0	0- 0	CONFERENCE	0- 0	1- 0	5- 0				
2- 0	0- 0	0- 0	HOME	0- 0	0- 0	2- 0				
4- 0	0- 0	0- 0	AWAY	0- 0	1- 0	3- 0				
0- 0	0- 0	0- 0	NEUTRAL	0- 0	0- 0	0- 0				

RPI 1-25			RPI 26-50			RPI 51-100			RPI 101+			Team's RPI: 141
RPI	S	Opponent	Score	RPI	S	Opponent	Score	RPI	S	Opponent	Score	
				39	A	Oklahoma	71 95					
								101	A	New Orleans	78 46	
								128	H	Louisiana	77 73	
								199	A	Texas Tech	57 99	
								239	A	Oral Roberts	41 64	
								246	A	Central Ark.	72 54	
								251	A	Ole Miss	69 75	
								261	A	Southeastern La.	84 69	
								284	H	Nicholls St.	87 71	
								297	A	UTSA	81 77	
								308	H	McNeese	92 59	
								344	A	Northwestern St.	79 69	
LAST 10 Division I												
261	A	Southeastern La.	84 69	246	A	Central Ark.	72 54					
284	H	Nicholls St.	87 71	39	A	Oklahoma	71 95					
308	H	McNeese	92 59	297	A	UTSA	81 77					
101	A	New Orleans	78 46	239	A	Oral Roberts	41 64					
344	A	Northwestern St.	79 69	251	A	Ole Miss	69 75					

Non-Div I Games: Jarvis Christian 114 46 Howard Payne 91 49 Wiley 102 52

Sam Houston St.

Average RPI Win:	261	WON-LOST	WINNING	LAST 10	STRENGTH OF	OPP. STRENGTH	TEAM	ADJ.	CONF.	ADJ CONF.
Average RPI Loss:	108	RECORD	PCT. RANK	GAMES	SCHEDULE	OF SCHEDULE	RPI	RPI	RPI	RPI
DIV. I ONLY	5- 11	262	5-5	55	267	151	151	23	23	
DIV. I NON-CONF.	4- 10	259	4-4	49	268	157	157	20	20	
TOTALS	RPI 1-25	RPI 26-50	W-L RECORDS	RPI 51-100	RPI 101-150	RPI 150+				
5- 11	0- 2	0- 1	OVERALL	0- 2	0- 3	5- 3				
0- 3	0- 0	0- 1	HOME	0- 1	0- 0	0- 1				
4- 8	0- 2	0- 0	AWAY	0- 1	0- 3	4- 2				
1- 0	0- 0	0- 0	NEUTRAL	0- 0	0- 0	1- 0				
4- 10	0- 2	0- 1	NON-CONFERENCE	0- 2	0- 2	4- 3				
0- 3	0- 0	0- 1	HOME	0- 1	0- 0	0- 1				
3- 7	0- 2	0- 0	AWAY	0- 1	0- 2	3- 2				
1- 0	0- 0	0- 0	NEUTRAL	0- 0	0- 0	1- 0				
1- 1	0- 0	0- 0	CONFERENCE	0- 0	0- 1	1- 0				
0- 0	0- 0	0- 0	HOME	0- 0	0- 0	0- 0				
1- 1	0- 0	0- 0	AWAY	0- 0	0- 1	1- 0				
0- 0	0- 0	0- 0	NEUTRAL	0- 0	0- 0	0- 0				

RPI 1-25				RPI 26-50				RPI 51-100				RPI 101+ Team's RPI: 151			
RPI	S	Opponent	Score	RPI	S	Opponent	Score	RPI	S	Opponent	Score	RPI	S	Opponent	Score
17	A	Florida St.	59 88	47	H	Western Ky.	84 88	70	H	Troy	65 74	125	A	Furman	69 77
18	A	Kentucky	49 79					77	A	UT Martin	75 80	130	A	Florida	48 84
												132	A	Fordham	37 68
												159	A	UAB	69 76
												164	H	Tennessee Tech	57 72
												169	A	North Ala.	79 63
												216	A	Murray St.	84 56
												244	A	Kennesaw St.	55 60
												293	A	Wofford	74 58
												305	A	Alabama St.	83 48
												321	N	Hofstra	65 45
LAST 10 Division I															
293	A	Wofford	74 58	125	A	Furman	69 77								
321	N	Hofstra	65 45	18	A	Kentucky	49 79								
132	A	Fordham	37 68	159	A	UAB	69 76								
216	A	Murray St.	84 56	305	A	Alabama St.	83 48								
47	H	Western Ky.	84 88	169	A	North Ala.	79 63								

Non-Div I Games: Montevallo 81 60

Samford

■ Loss,
 ■ Non-Conf,
 ■ S Site,
 ■ H Home
 ■ A Away
 N Neutral

Average RPI Win:	251	WON-LOST	WINNING	LAST 10	STRENGTH OF	OPP. STRENGTH	TEAM	ADJ.	CONF.	ADJ CONF.
Average RPI Loss:	140	RECORD	PCT. RANK	GAMES	SCHEDULE	OF SCHEDULE	RPI	RPI	RPI	RPI
DIV. I ONLY	7- 8	193	4-6	135	265	190	190	11	11	
DIV. I NON-CONF.	5- 5	163	2-3	156	335	208	208	11	11	
TOTALS	RPI 1-25	RPI 26-50	W-L RECORDS	RPI 51-100	RPI 101-150	RPI 150+				
7- 8	0- 1	0- 0	OVERALL	0- 1	0- 2	7- 4				
4- 5	0- 1	0- 0	HOME	0- 1	0- 1	4- 2				
3- 3	0- 0	0- 0	AWAY	0- 0	0- 1	3- 2				
0- 0	0- 0	0- 0	NEUTRAL	0- 0	0- 0	0- 0				
5- 5	0- 0	0- 0	NON-CONFERENCE	0- 1	0- 1	5- 3				
3- 4	0- 0	0- 0	HOME	0- 1	0- 1	3- 2				
2- 1	0- 0	0- 0	AWAY	0- 0	0- 0	2- 1				
0- 0	0- 0	0- 0	NEUTRAL	0- 0	0- 0	0- 0				
2- 3	0- 1	0- 0	CONFERENCE	0- 0	0- 1	2- 1				
1- 1	0- 1	0- 0	HOME	0- 0	0- 0	1- 0				
1- 2	0- 0	0- 0	AWAY	0- 0	0- 1	1- 1				
0- 0	0- 0	0- 0	NEUTRAL	0- 0	0- 0	0- 0				

RPI	S	Opponent	Score	RPI	S	Opponent	Score	RPI	S	Opponent	Score	RPI	S	Opponent	Score	Team's RPI: 190
7	H	Gonzaga	42 57					83	H	Washington	47 65	103	A	BYU	36 52	
												120	H	Idaho	32 65	
												154	H	Portland	74 55	
												175	A	San Jose St.	82 88	
												199	H	Texas Tech	60 64	
												201	H	Cal St. Fullerton	67 72	
												208	H	Towson	81 67	
												231	A	Pepperdine	57 73	
												252	H	CSUN	59 40	
												266	A	LMU (CA)	67 59	
												280	H	Monmouth	57 49	
												282	A	San Diego St.	70 47	
												313	A	Air Force	70 59	
LAST 10 Division I																
7	H	Gonzaga	42 57	103	A	BYU	36 52									
154	H	Portland	74 55	83	H	Washington	47 65									
266	A	LMU (CA)	67 59	282	A	San Diego St.	70 47									
231	A	Pepperdine	57 73	201	H	Cal St. Fullerton	67 72									
252	H	CSUN	59 40	120	H	Idaho	32 65									

Non-Div I Games: Biola 81 28

San Diego

■ Loss,
 ■ Non-Conf,
 ■ S Site,
 ■ H Home
 ■ A Away
 N Neutral

Average RPI Win:	261	WON-LOST	WINNING	LAST 10	STRENGTH OF	OPP. STRENGTH	TEAM	ADJ.	CONF.	ADJ CONF.
Average RPI Loss:	190	RECORD	PCT. RANK	GAMES	SCHEDULE	OF SCHEDULE	RPI	RPI	RPI	RPI
DIV. I ONLY	7- 10	222	5-5	273	271	282	282	19	19	
DIV. I NON-CONF.	4- 7	225	2-2	317	283	313	313	25	25	
TOTALS	RPI 1-25	RPI 26-50	W-L RECORDS	RPI 51-100	RPI 101-150	RPI 150+				
7- 10	0- 0	0- 0	OVERALL	0- 2	0- 1	7- 7				
5- 5	0- 0	0- 0	HOME	0- 1	0- 0	5- 4				
2- 5	0- 0	0- 0	AWAY	0- 1	0- 1	2- 3				
0- 0	0- 0	0- 0	NEUTRAL	0- 0	0- 0	0- 0				
4- 7	0- 0	0- 0	NON-CONFERENCE	0- 1	0- 0	4- 6				
2- 5	0- 0	0- 0	HOME	0- 1	0- 0	2- 4				
2- 2	0- 0	0- 0	AWAY	0- 0	0- 0	2- 2				
0- 0	0- 0	0- 0	NEUTRAL	0- 0	0- 0	0- 0				
3- 3	0- 0	0- 0	CONFERENCE	0- 1	0- 1	3- 1				
3- 0	0- 0	0- 0	HOME	0- 0	0- 0	3- 0				
0- 3	0- 0	0- 0	AWAY	0- 1	0- 1	0- 1				
0- 0	0- 0	0- 0	NEUTRAL	0- 0	0- 0	0- 0				

RPI 1-25				RPI 26-50				RPI 51-100				RPI 101+				Team's RPI: 282	
RPI	S	Opponent	Score	RPI	S	Opponent	Score	RPI	S	Opponent	Score	RPI	S	Opponent	Score		
								94	A	Boise St.	72	86	119	A	Fresno St.	54	79
								99	H	California	48	74	175	A	San Jose St.	67	84
												190	H	San Diego	47	70	
												200	A	Hawaii	58	61	
												201	H	Cal St. Fullerton	55	45	
												208	H	Towson	80	72	
												213	H	Arkansas St.	62	71	
												227	H	Wyoming	67	60	
												252	H	CSUN	69	74	
												259	H	Colorado St.	59	49	
												276	H	Alabama A&M	53	61	
												286	A	UC Santa Barbara	52	64	
												292	H	Utah St.	66	62	
												301	A	California Baptist	80	68	
												338	A	Incarnate Word	57	48	
LAST 10 Division I																	
				227	H	Wyoming	67	60	94	A	Boise St.	72	86				
				292	H	Utah St.	66	62	301	A	California Baptist	80	68				
				119	A	Fresno St.	54	79	190	H	San Diego	47	70				
				252	H	CSUN	69	74	175	A	San Jose St.	67	84				
				338	A	Incarnate Word	57	48	259	H	Colorado St.	59	49				

Non-Div I Games: Westcliff 77 56

San Diego St.

■ Loss,
 ■ Non-Conf,
 ■ S Site,
 ■ H Home
 ■ A Away
 N Neutral

San Francisco

Through Games Of Jan. 13, 2020

Average RPI Win:	225	WON-LOST	WINNING	LAST 10	STRENGTH OF	OPP. STRENGTH	TEAM	ADJ.	CONF.	ADJ CONF.
Average RPI Loss:	129	RECORD	PCT. RANK	GAMES	SCHEDULE	OF SCHEDULE	RPI	RPI	RPI	RPI
DIV. I ONLY	7- 10	222	4-6	166	158	219	219	11	11	
DIV. I NON-CONF.	7- 5	130	4-1	143	175	130	130	11	11	
TOTALS	RPI 1-25	RPI 26-50	W-L RECORDS	RPI 51-100	RPI 101-150	RPI 150+				
7- 10	0- 2	0- 0	OVERALL	0- 2	1- 3	6- 3				
3- 5	0- 1	0- 0	HOME	0- 1	0- 3	3- 0				
1- 4	0- 0	0- 0	AWAY	0- 1	0- 0	1- 3				
3- 1	0- 1	0- 0	NEUTRAL	0- 0	1- 0	2- 0				
7- 5	0- 2	0- 0	NON-CONFERENCE	0- 1	1- 1	6- 1				
3- 2	0- 1	0- 0	HOME	0- 0	0- 1	3- 0				
1- 2	0- 0	0- 0	AWAY	0- 1	0- 0	1- 1				
3- 1	0- 1	0- 0	NEUTRAL	0- 0	1- 0	2- 0				
0- 5	0- 0	0- 0	CONFERENCE	0- 1	0- 2	0- 2				
0- 3	0- 0	0- 0	HOME	0- 1	0- 2	0- 0				
0- 2	0- 0	0- 0	AWAY	0- 0	0- 0	0- 2				
0- 0	0- 0	0- 0	NEUTRAL	0- 0	0- 0	0- 0				

RPI 1-25				RPI 26-50				RPI 51-100				RPI 101+ Team's RPI: 219			
RPI	S	Opponent	Score	RPI	S	Opponent	Score	RPI	S	Opponent	Score	RPI	S	Opponent	Score
8	H	Stanford	71 97					65	H	Pacific	61 84	120	H	Idaho	60 66
13	N	Mississippi St.	38 73					83	A	Washington	54 73	129	H	Saint Mary's (CA)	79 86
												135	N	Houston	80 57
												146	H	Santa Clara	72 80
												184	A	Northern Colo.	90 83
												201	H	Cal St. Fullerton	71 63
												202	N	Bowling Green	64 56
												231	A	Pepperdine	70 82
												232	A	UC Davis	67 79
												252	H	CSUN	79 61
												256	N	UC Irvine	68 61
												266	A	LMU (CA)	69 76
												343	H	Sacramento St.	87 82
LAST 10 Division I															
266	A	LMU (CA)	69 76	231	A	Pepperdine	70 82								
146	H	Santa Clara	72 80	83	A	Washington	54 73								
65	H	Pacific	61 84	343	H	Sacramento St.	87 82								
129	H	Saint Mary's (CA)	79 86	201	H	Cal St. Fullerton	71 63								
256	N	UC Irvine	68 61	135	N	Houston	80 57								

Non-Div I Games:

San Francisco

■ Loss,
■ Non-Conf,
■ S Site,
■ H Home
■ A Away
N Neutral

Average RPI Win:	249	WON-LOST	WINNING	LAST 10	STRENGTH OF	OPP. STRENGTH	TEAM	ADJ.	CONF.	ADJ CONF.
Average RPI Loss:	157	RECORD	PCT. RANK	GAMES	SCHEDULE	OF SCHEDULE	RPI	RPI	RPI	RPI
DIV. I ONLY	10- 6	101	6-4	292	221	175	175	19	19	
DIV. I NON-CONF.	5- 5	163	1-3	327	159	266	266	25	25	
TOTALS	RPI 1-25	RPI 26-50	W-L RECORDS	RPI 51-100	RPI 101-150	RPI 150+				
10- 6	0- 0	0- 0	OVERALL	1- 1	0- 3	9- 2				
5- 1	0- 0	0- 0	HOME	1- 0	0- 1	4- 0				
5- 3	0- 0	0- 0	AWAY	0- 1	0- 1	5- 1				
0- 2	0- 0	0- 0	NEUTRAL	0- 0	0- 1	0- 1				
5- 5	0- 0	0- 0	NON-CONFERENCE	1- 1	0- 2	4- 2				
4- 0	0- 0	0- 0	HOME	1- 0	0- 0	3- 0				
1- 3	0- 0	0- 0	AWAY	0- 1	0- 1	1- 1				
0- 2	0- 0	0- 0	NEUTRAL	0- 0	0- 1	0- 1				
5- 1	0- 0	0- 0	CONFERENCE	0- 0	0- 1	5- 0				
1- 1	0- 0	0- 0	HOME	0- 0	0- 1	1- 0				
4- 0	0- 0	0- 0	AWAY	0- 0	0- 0	4- 0				
0- 0	0- 0	0- 0	NEUTRAL	0- 0	0- 0	0- 0				

RPI 1-25				RPI 26-50				RPI 51-100				RPI 101+				Team's RPI: 175	
RPI	S	Opponent	Score	RPI	S	Opponent	Score	RPI	S	Opponent	Score	RPI	S	Opponent	Score		
								76	A	CSU Bakersfield	71	75	103	N	BYU	56	75
								80	H	Buffalo	95	88	119	H	Fresno St.	76	85
													146	A	Santa Clara	81	89
													171	A	New Mexico	81	80
													190	H	San Diego	88	82
													240	N	Northern Ariz.	64	67
													256	A	UC Irvine	77	79
													259	A	Colorado St.	58	53
													282	H	San Diego St.	84	67
													286	A	UC Santa Barbara	73	70
													289	H	Eastern Wash.	84	66
													292	A	Utah St.	76	61
													300	A	Nevada	72	70
													343	H	Sacramento St.	73	67
LAST 10 Division I																	
				300	A	Nevada	72	70					259	A	Colorado St.	58	53
				119	H	Fresno St.	76	85					282	H	San Diego St.	84	67
				171	A	New Mexico	81	80					292	A	Utah St.	76	61
				240	N	Northern Ariz.	64	67					76	A	CSU Bakersfield	71	75
				103	N	BYU	56	75					190	H	San Diego	88	82

Non-Div I Games: La Verne 128 62

San Jose St.

Santa Clara

Through Games Of Jan. 13, 2020

Average RPI Win:	176	WON-LOST	WINNING	LAST 10	STRENGTH OF	OPP. STRENGTH	TEAM	ADJ.	CONF.	ADJ CONF.
Average RPI Loss:	161	RECORD	PCT. RANK	GAMES	SCHEDULE	OF SCHEDULE	RPI	RPI	RPI	RPI
DIV. I ONLY	7- 8	193	4-6	121	168	146	146	11	11	
DIV. I NON-CONF.	5- 5	163	2-3	77	178	103	103	11	11	
TOTALS	RPI 1-25	RPI 26-50	W-L RECORDS	RPI 51-100	RPI 101-150	RPI 150+				
7- 8	0- 1	0- 1	OVERALL	1- 1	1- 1	5- 4				
3- 2	0- 0	0- 0	HOME	1- 0	1- 1	1- 1				
3- 5	0- 1	0- 1	AWAY	0- 1	0- 0	3- 2				
1- 1	0- 0	0- 0	NEUTRAL	0- 0	0- 0	1- 1				
5- 5	0- 1	0- 1	NON-CONFERENCE	0- 1	1- 0	4- 2				
2- 1	0- 0	0- 0	HOME	0- 0	1- 0	1- 1				
2- 3	0- 1	0- 1	AWAY	0- 1	0- 0	2- 0				
1- 1	0- 0	0- 0	NEUTRAL	0- 0	0- 0	1- 1				
2- 3	0- 0	0- 0	CONFERENCE	1- 0	0- 1	1- 2				
1- 1	0- 0	0- 0	HOME	1- 0	0- 1	0- 0				
1- 2	0- 0	0- 0	AWAY	0- 0	0- 0	1- 2				
0- 0	0- 0	0- 0	NEUTRAL	0- 0	0- 0	0- 0				

RPI 1-25				RPI 26-50				RPI 51-100				RPI 101+ Team's RPI: 146			
RPI	S	Opponent	Score	RPI	S	Opponent	Score	RPI	S	Opponent	Score	RPI	S	Opponent	Score
1	A	Missouri St.	64 71	50	A	Arizona	52 65	65	H	Pacific	75 65	119	H	Fresno St.	90 66
								99	A	California	65 69	129	H	Saint Mary's (CA)	87 95
												173	N	Montana	68 58
												175	H	San Jose St.	89 81
												219	A	San Francisco	80 72
												231	A	Pepperdine	71 79
												232	A	UC Davis	62 61
												242	N	Delaware	80 81
												252	A	CSUN	76 55
												266	A	LMU (CA)	59 75
												273	H	Long Beach St.	46 54
LAST 10 Division I															
231	A	Pepperdine	71 79	266	A	LMU (CA)	59 75								
219	A	San Francisco	80 72	252	A	CSUN	76 55								
129	H	Saint Mary's (CA)	87 95	99	A	California	65 69								
65	H	Pacific	75 65	273	H	Long Beach St.	46 54								
119	H	Fresno St.	90 66	242	N	Delaware	80 81								

Non-Div I Games: UC Santa Cruz 109 51

Santa Clara

Loss, Non-Conf, S Site, H Home A Away N Neutral

Average RPI Win:	324	WON-LOST	WINNING	LAST 10	STRENGTH OF	OPP. STRENGTH	TEAM	ADJ.	CONF.	ADJ CONF.
Average RPI Loss:	213	RECORD	PCT. RANK	GAMES	SCHEDULE	OF SCHEDULE	RPI	RPI	RPI	RPI
DIV. I ONLY	4- 9	266	4-6	342	342	337	337	32	32	
DIV. I NON-CONF.	3- 7	252	3-4	320	321	323	323	32	32	
TOTALS	RPI 1-25	RPI 26-50	W-L RECORDS	RPI 51-100	RPI 101-150	RPI 150+				
4- 9	0- 0	0- 0	OVERALL	0- 1	0- 2	4- 6				
3- 3	0- 0	0- 0	HOME	0- 0	0- 2	3- 1				
1- 6	0- 0	0- 0	AWAY	0- 1	0- 0	1- 5				
0- 0	0- 0	0- 0	NEUTRAL	0- 0	0- 0	0- 0				
3- 7	0- 0	0- 0	NON-CONFERENCE	0- 1	0- 2	3- 4				
2- 2	0- 0	0- 0	HOME	0- 0	0- 2	2- 0				
1- 5	0- 0	0- 0	AWAY	0- 1	0- 0	1- 4				
0- 0	0- 0	0- 0	NEUTRAL	0- 0	0- 0	0- 0				
1- 2	0- 0	0- 0	CONFERENCE	0- 0	0- 0	1- 2				
1- 1	0- 0	0- 0	HOME	0- 0	0- 0	1- 1				
0- 1	0- 0	0- 0	AWAY	0- 0	0- 0	0- 1				
0- 0	0- 0	0- 0	NEUTRAL	0- 0	0- 0	0- 0				

RPI 1-25				RPI 26-50				RPI 51-100				RPI 101+				Team's RPI: 337	
RPI	S	Opponent	Score	RPI	S	Opponent	Score	RPI	S	Opponent	Score	RPI	S	Opponent	Score		
								83	A	Washington	46	78	111	H	Montana St.	65	73
												120	H	Idaho	84	90	
												201	A	Cal St. Fullerton	63	81	
												236	H	UMKC	65	76	
												240	A	Northern Ariz.	80	88	
												273	H	Long Beach St.	66	54	
												291	A	Idaho St.	48	73	
												292	A	Utah St.	63	70	
												330	A	Cal Poly	72	49	
												339	A	Utah Valley	58	70	
												343	H	Sacramento St.	88	84	
												348	H	Chicago St.	80	51	
LAST 10 Division I																	
348	H	Chicago St.	80	51	339	A	Utah Valley	58	70								
236	H	UMKC	65	76	343	H	Sacramento St.	88	84								
201	A	Cal St. Fullerton	63	81	111	H	Montana St.	65	73								
330	A	Cal Poly	72	49	83	A	Washington	46	78								
273	H	Long Beach St.	66	54	120	H	Idaho	84	90								

Non-Div I Games: Warner Pacific 89 47 Saint Martin's 91 81 Central Wash. 75 65

Seattle U

Average RPI Win:	187	WON-LOST	WINNING	LAST 10	STRENGTH OF	OPP. STRENGTH	TEAM	ADJ.	CONF.	ADJ CONF.
Average RPI Loss:	38	RECORD	PCT. RANK	GAMES	SCHEDULE	OF SCHEDULE	RPI	RPI	RPI	RPI
DIV. I ONLY	10- 7	126	6-4	36	57	62	62	6	6	
DIV. I NON-CONF.	7- 4	100	3-1	19	71	55	55	6	6	
TOTALS	RPI 1-25	RPI 26-50	W-L RECORDS	RPI 51-100	RPI 101-150	RPI 150+				
10- 7	0- 3	0- 2	OVERALL	1- 2	3- 0	6- 0				
5- 3	0- 2	0- 0	HOME	0- 1	1- 0	4- 0				
3- 3	0- 1	0- 1	AWAY	0- 1	1- 0	2- 0				
2- 1	0- 0	0- 1	NEUTRAL	1- 0	1- 0	0- 0				
7- 4	0- 2	0- 1	NON-CONFERENCE	1- 1	2- 0	4- 0				
4- 2	0- 2	0- 0	HOME	0- 0	1- 0	3- 0				
1- 1	0- 0	0- 0	AWAY	0- 1	0- 0	1- 0				
2- 1	0- 0	0- 1	NEUTRAL	1- 0	1- 0	0- 0				
3- 3	0- 1	0- 1	CONFERENCE	0- 1	1- 0	2- 0				
1- 1	0- 0	0- 0	HOME	0- 1	0- 0	1- 0				
2- 2	0- 1	0- 1	AWAY	0- 0	1- 0	1- 0				
0- 0	0- 0	0- 0	NEUTRAL	0- 0	0- 0	0- 0				

RPI 1-25				RPI 26-50				RPI 51-100				Team's RPI: 62	RPI 101+			
RPI	S	Opponent	Score	RPI	S	Opponent	Score	RPI	S	Opponent	Score		RPI	S	Opponent	Score
4	H	UConn	78 92	29	N	Georgia Tech	54 79	54	N	Vanderbilt	69 65		133	A	Butler	67 62
11	A	DePaul	68 85	32	A	Marquette	60 81	81	A	Lehigh	68 75		134	H	VCU	53 33
20	H	Princeton	76 78					88	H	Villanova	55 61		148	N	Saint Joseph's	55 39
													158	A	Iona	89 37
													230	A	Xavier	83 61
													238	H	Georgetown	79 60
													250	H	Lafayette	74 50
													257	H	Fairfield	74 44
													264	H	Sacred Heart	95 69
LAST 10 Division I																
		11	A	DePaul	68	85		32	A	Marquette	60	81				
		238	H	Georgetown	79	60		250	H	Lafayette	74	50				
		88	H	Villanova	55	61		158	A	Iona	89	37				
		230	A	Xavier	83	61		4	H	UConn	78	92				
		133	A	Butler	67	62		54	N	Vanderbilt	69	65				

Non-Div I Games:

Seton Hall

■ Loss,
■ Non-Conf,
■ S Site,
■ H Home
■ A Away
N Neutral

Average RPI Win:	304	WON-LOST	WINNING	LAST 10	STRENGTH OF	OPP. STRENGTH	TEAM	ADJ.	CONF.	ADJ CONF.
Average RPI Loss:	202	RECORD	PCT. RANK	GAMES	SCHEDULE	OF SCHEDULE	RPI	RPI	RPI	RPI
DIV. I ONLY	3- 11	301	2-8	223	349	309	309	24	24	
DIV. I NON-CONF.	2- 7	288	1-4	62	351	271	271	24	24	
TOTALS	RPI 1-25	RPI 26-50	W-L RECORDS	RPI 51-100	RPI 101-150	RPI 150+				
3- 11	0- 0	0- 0	OVERALL	0- 0	0- 4	3- 7				
2- 3	0- 0	0- 0	HOME	0- 0	0- 0	2- 3				
1- 8	0- 0	0- 0	AWAY	0- 0	0- 4	1- 4				
0- 0	0- 0	0- 0	NEUTRAL	0- 0	0- 0	0- 0				
2- 7	0- 0	0- 0	NON-CONFERENCE	0- 0	0- 4	2- 3				
2- 1	0- 0	0- 0	HOME	0- 0	0- 0	2- 1				
0- 6	0- 0	0- 0	AWAY	0- 0	0- 4	0- 2				
0- 0	0- 0	0- 0	NEUTRAL	0- 0	0- 0	0- 0				
1- 4	0- 0	0- 0	CONFERENCE	0- 0	0- 0	1- 4				
0- 2	0- 0	0- 0	HOME	0- 0	0- 0	0- 2				
1- 2	0- 0	0- 0	AWAY	0- 0	0- 0	1- 2				
0- 0	0- 0	0- 0	NEUTRAL	0- 0	0- 0	0- 0				

RPI 1-25			RPI 26-50			RPI 51-100			RPI 101+			Team's RPI: 309
RPI	S	Opponent	Score	RPI	S	Opponent	Score	RPI	S	Opponent	Score	
								109	A	Penn	44	92
								112	A	Colgate	51	88
								118	A	Massachusetts	55	61
								142	A	Harvard	51	68
								183	H	Binghamton	62	89
								188	A	Fla. Atlantic	39	83
								207	H	Quinnipiac	52	66
								247	A	Niagara	61	68
								257	H	Fairfield	35	65
								264	H	Sacred Heart	68	57
								314	H	Albany (NY)	52	46
								327	A	Saint Peter's	83	87
								333	A	Canisius	68	63
								334	A	Fairleigh Dickinson	58	67
LAST 10 Division I												
247	A	Niagara	61	68	333	A	Canisius	68	63			
327	A	Saint Peter's	83	87	118	A	Massachusetts	55	61			
207	H	Quinnipiac	52	66	314	H	Albany (NY)	52	46			
257	H	Fairfield	35	65	112	A	Colgate	51	88			
334	A	Fairleigh Dickinson	58	67	188	A	Fla. Atlantic	39	83			

Non-Div I Games:

Siena

■ Loss,
 ■ Non-Conf,
 ■ S Site,
 ■ Home
 ■ A Away
 N Neutral

South Alabama

Through Games Of Jan. 13, 2020

Average RPI Win:	259	WON-LOST	WINNING	LAST 10	STRENGTH OF	OPP. STRENGTH	TEAM	ADJ.	CONF.	ADJ CONF.
Average RPI Loss:	135	RECORD	PCT. RANK	GAMES	SCHEDULE	OF SCHEDULE	RPI	RPI	RPI	RPI
DIV. I ONLY	5- 9	242	4-6	212	194	275	275	22	22	
DIV. I NON-CONF.	3- 7	252	2-4	219	103	280	280	21	21	
TOTALS	RPI 1-25	RPI 26-50	W-L RECORDS	RPI 51-100	RPI 101-150	RPI 150+				
5- 9	0- 1	0- 0	OVERALL	0- 1	0- 2	5- 5				
4- 5	0- 1	0- 0	HOME	0- 1	0- 1	4- 2				
1- 4	0- 0	0- 0	AWAY	0- 0	0- 1	1- 3				
0- 0	0- 0	0- 0	NEUTRAL	0- 0	0- 0	0- 0				
3- 7	0- 1	0- 0	NON-CONFERENCE	0- 1	0- 0	3- 5				
2- 4	0- 1	0- 0	HOME	0- 1	0- 0	2- 2				
1- 3	0- 0	0- 0	AWAY	0- 0	0- 0	1- 3				
0- 0	0- 0	0- 0	NEUTRAL	0- 0	0- 0	0- 0				
2- 2	0- 0	0- 0	CONFERENCE	0- 0	0- 2	2- 0				
2- 1	0- 0	0- 0	HOME	0- 0	0- 1	2- 0				
0- 1	0- 0	0- 0	AWAY	0- 0	0- 1	0- 0				
0- 0	0- 0	0- 0	NEUTRAL	0- 0	0- 0	0- 0				

RPI S	Opponent	Score	RPI S	Opponent	Score	RPI S	Opponent	Score	RPI S	Opponent	Score	Team's RPI: 275
25	H Rutgers	56 77				75	H Alabama	62 74	104	H Coastal Caro.	62 71	
									128	A Louisiana	68 73	
									152	A Tulane	62 53	
									153	H Auburn	62 82	
									159	A UAB	61 77	
									160	H Miami (OH)	73 76	
									194	H A&M-Corpus Christi	83 82	
									198	A Southern Miss.	55 62	
									210	A ETSU	60 65	
									271	H Appalachian St.	81 66	
									331	H Tennessee St.	70 48	
									349	H La.-Monroe	72 63	
LAST 10 Division I												
128	A Louisiana	68 73	349	H La.-Monroe	72 63							
104	H Coastal Caro.	62 71	152	A Tulane	62 53							
271	H Appalachian St.	81 66	153	H Auburn	62 82							
210	A ETSU	60 65	331	H Tennessee St.	70 48							
198	A Southern Miss.	55 62	75	H Alabama	62 74							

Non-Div I Games: William Carey 68 52 Mobile 103 59

South Alabama

Loss, Non-Conf, S Site, H Home A Away N Neutral

South Carolina

Through Games Of Jan. 13, 2020

Average RPI Win:	103	WON-LOST	WINNING	LAST 10	STRENGTH OF	OPP. STRENGTH	TEAM	ADJ.	CONF.	ADJ CONF.
Average RPI Loss:	9	RECORD	PCT. RANK	GAMES	SCHEDULE	OF SCHEDULE	RPI	RPI	RPI	RPI
DIV. I ONLY	16- 1	2	10-0	10	17	2	2	5	5	
DIV. I NON-CONF.	12- 1	9	6-0	36	15	6	6	5	5	
TOTALS	RPI 1-25	RPI 26-50	W-L RECORDS	RPI 51-100	RPI 101-150	RPI 150+				
16- 1	3- 1	4- 0	OVERALL	4- 0	1- 0	4- 0				
8- 0	1- 0	4- 0	HOME	0- 0	0- 0	3- 0				
6- 0	1- 0	0- 0	AWAY	3- 0	1- 0	1- 0				
2- 1	1- 1	0- 0	NEUTRAL	1- 0	0- 0	0- 0				
12- 1	2- 1	3- 0	NON-CONFERENCE	2- 0	1- 0	4- 0				
6- 0	0- 0	3- 0	HOME	0- 0	0- 0	3- 0				
4- 0	1- 0	0- 0	AWAY	1- 0	1- 0	1- 0				
2- 1	1- 1	0- 0	NEUTRAL	1- 0	0- 0	0- 0				
4- 0	1- 0	1- 0	CONFERENCE	2- 0	0- 0	0- 0				
2- 0	1- 0	1- 0	HOME	0- 0	0- 0	0- 0				
2- 0	0- 0	0- 0	AWAY	2- 0	0- 0	0- 0				
0- 0	0- 0	0- 0	NEUTRAL	0- 0	0- 0	0- 0				

RPI	S	Opponent	Score	RPI	S	Opponent	Score	RPI	S	Opponent	Score	RPI	S	Opponent	Score
9	N	Indiana	57 71	27	H	Purdue	85 49	52	A	Temple	78 71	116	A	Dayton	75 49
16	N	Baylor	74 59	40	H	Duke	89 46	53	N	Washington St.	68 53	168	A	Clemson	84 48
18	H	Kentucky	99 72	42	H	South Dakota	73 60	54	A	Vanderbilt	93 57	271	H	Appalachian St.	92 50
24	A	Maryland	63 54	46	H	Arkansas	91 82	75	A	Alabama	93 78	305	H	Alabama St.	103 43
												336	H	USC Upstate	112 32
LAST 10 Division I															
46	H	Arkansas	91 82	54	A	Vanderbilt	93 57								
75	A	Alabama	93 78	27	H	Purdue	85 49								
18	H	Kentucky	99 72	52	A	Temple	78 71								
42	H	South Dakota	73 60	16	N	Baylor	74 59								
40	H	Duke	89 46	53	N	Washington St.	68 53								

Non-Div I Games:

South Carolina

Loss, Non-Conf, S Site, H Home A Away N Neutral

<div> <div>Average RPI Win: 344</div> <div>WON-LOST</div> <div>WINNING</div> <div>LAST 10</div> </div>				<div> <div>STRENGTH OF</div> <div>OPP. STRENGTH</div> <div>TEAM</div> </div>		<div> <div>ADJ.</div> <div>CONF.</div> </div>		<div> <div>ADJ CONF.</div> </div>	
<div> <div>Average RPI Loss: 241</div> <div>RECORD</div> <div>PCT. RANK</div> <div>GAMES</div> </div>				<div> <div>SCHEDULE</div> <div>OF SCHEDULE</div> <div>RPI</div> </div>		<div> <div>RPI</div> </div>		<div> <div>RPI</div> </div>	
<div> <div>DIV. I ONLY</div> <div>2- 14</div> <div>331</div> <div>1-9</div> </div>				<div> <div>338</div> <div>348</div> <div>345</div> </div>		<div> <div>345</div> </div>		<div> <div>29</div> <div>29</div> </div>	
<div> <div>DIV. I NON-CONF.</div> <div>1- 12</div> <div>335</div> <div>0-7</div> </div>				<div> <div>322</div> <div>347</div> <div>347</div> </div>		<div> <div>347</div> </div>		<div> <div>31</div> <div>31</div> </div>	
TOTALS		RPI 1-25	RPI 26-50	W-L RECORDS		RPI 51-100	RPI 101-150	RPI 150+	
2- 14	0- 0		0- 0	OVERALL		0- 0	0- 1	2- 13	
0- 5	0- 0		0- 0	HOME		0- 0	0- 0	0- 5	
2- 8	0- 0		0- 0	AWAY		0- 0	0- 1	2- 7	
0- 1	0- 0		0- 0	NEUTRAL		0- 0	0- 0	0- 1	
1- 12	0- 0		0- 0	NON-CONFERENCE		0- 0	0- 1	1- 11	
0- 5	0- 0		0- 0	HOME		0- 0	0- 0	0- 5	
1- 6	0- 0		0- 0	AWAY		0- 0	0- 1	1- 5	
0- 1	0- 0		0- 0	NEUTRAL		0- 0	0- 0	0- 1	
1- 2	0- 0		0- 0	CONFERENCE		0- 0	0- 0	1- 2	
0- 0	0- 0		0- 0	HOME		0- 0	0- 0	0- 0	
1- 2	0- 0		0- 0	AWAY		0- 0	0- 0	1- 2	
0- 0	0- 0		0- 0	NEUTRAL		0- 0	0- 0	0- 0	

RPI 1-25				RPI 26-50				RPI 51-100				RPI 101+				Team's RPI: 345	
RPI	S	Opponent	Score	RPI	S	Opponent	Score	RPI	S	Opponent	Score	RPI	S	Opponent	Score		
												104	A	Coastal Caro.	44	85	
												167	H	North Dakota	53	95	
												169	N	North Ala.	46	99	
												196	A	UNC Asheville	51	82	
												204	A	UNLV	57	66	
												220	A	Howard	47	78	
												224	A	UNCW	46	84	
												228	H	Col. of Charleston	55	76	
												290	H	Radford	45	60	
												296	A	Morgan St.	47	77	
												302	H	Presbyterian	49	70	
												316	H	Mercer	55	66	
												320	A	Georgia St.	52	77	
												336	A	USC Upstate	47	58	
												341	A	Coppin St.	71	60	
												347	A	Charleston So.	81	75	
LAST 10 Division I																	
				296	A	Morgan St.	47	77	220	A	Howard	47	78				
				341	A	Coppin St.	71	60	336	A	USC Upstate	47	58				
				104	A	Coastal Caro.	44	85	196	A	UNC Asheville	51	82				
				169	N	North Ala.	46	99	316	H	Mercer	55	66				
				320	A	Georgia St.	52	77	167	H	North Dakota	53	95				

Non-Div I Games:

South Carolina St.

Loss, Non-Conf, S Site, H Home A Away N Neutral

South Dakota

Through Games Of Jan. 13, 2020

Average RPI Win:	181	WON-LOST	WINNING	LAST 10	STRENGTH OF	OPP. STRENGTH	TEAM	ADJ.	CONF.	ADJ CONF.
Average RPI Loss:	2	RECORD	PCT. RANK	GAMES	SCHEDULE	OF SCHEDULE	RPI	RPI	RPI	RPI
DIV. I ONLY	14- 2	16	9-1	183	9	42	42	18	18	
DIV. I NON-CONF.	10- 2	31	5-1	93	2	22	22	19	19	
TOTALS	RPI 1-25	RPI 26-50	W-L RECORDS	RPI 51-100	RPI 101-150	RPI 150+				
14- 2	2- 2	1- 0	OVERALL	0- 0	1- 0	10- 0				
7- 1	2- 1	0- 0	HOME	0- 0	0- 0	5- 0				
5- 1	0- 1	0- 0	AWAY	0- 0	1- 0	4- 0				
2- 0	0- 0	1- 0	NEUTRAL	0- 0	0- 0	1- 0				
10- 2	2- 2	1- 0	NON-CONFERENCE	0- 0	1- 0	6- 0				
5- 1	2- 1	0- 0	HOME	0- 0	0- 0	3- 0				
3- 1	0- 1	0- 0	AWAY	0- 0	1- 0	2- 0				
2- 0	0- 0	1- 0	NEUTRAL	0- 0	0- 0	1- 0				
4- 0	0- 0	0- 0	CONFERENCE	0- 0	0- 0	4- 0				
2- 0	0- 0	0- 0	HOME	0- 0	0- 0	2- 0				
2- 0	0- 0	0- 0	AWAY	0- 0	0- 0	2- 0				
0- 0	0- 0	0- 0	NEUTRAL	0- 0	0- 0	0- 0				

RPI S	Opponent	Score	RPI S	Opponent	Score	RPI S	Opponent	Score	RPI S	Opponent	Score
1	H Missouri St.	66 74	30	N Ohio St.	68 53				137	A Utah	84 81
2	A South Carolina	60 73							161	H Missouri	72 56
14	H Creighton	72 65							162	A Green Bay	66 60
23	H Drake	102 94							173	H Montana	96 64
									182	A Northeastern	80 76
									212	N Northern Ill.	91 48
									233	A Western Ill.	96 65
									248	H Omaha	77 44
									294	H Denver	104 61
									322	A Purdue Fort Wayne	62 41
									341	H Coppin St.	82 44
LAST 10 Division I											
294	H Denver	104 61	248	H Omaha	77 44						
322	A Purdue Fort Wayne	62 41	341	H Coppin St.	82 44						
233	A Western Ill.	96 65	14	H Creighton	72 65						
2	A South Carolina	60 73	212	N Northern Ill.	91 48						
173	H Montana	96 64	30	N Ohio St.	68 53						

Non-Div I Games: Mt. Marty 110 39

South Dakota

Loss, Non-Conf, S Site, H Home A Away N Neutral

Average RPI Win:	216	WON-LOST	WINNING	LAST 10	STRENGTH OF	OPP. STRENGTH	TEAM	ADJ.	CONF.	ADJ CONF.
Average RPI Loss:	24	RECORD	PCT. RANK	GAMES	SCHEDULE	OF SCHEDULE	RPI	RPI	RPI	RPI
DIV. I ONLY	12- 6	79	7-3	181	32	92	92	18	18	
DIV. I NON-CONF.	7- 6	160	2-3	81	6	94	94	19	19	
TOTALS	RPI 1-25	RPI 26-50	W-L RECORDS	RPI 51-100	RPI 101-150	RPI 150+				
12- 6	0- 3	0- 3	OVERALL	1- 0	2- 0	9- 0				
6- 2	0- 0	0- 2	HOME	0- 0	1- 0	5- 0				
4- 3	0- 3	0- 0	AWAY	0- 0	0- 0	4- 0				
2- 1	0- 0	0- 1	NEUTRAL	1- 0	1- 0	0- 0				
7- 6	0- 3	0- 3	NON-CONFERENCE	1- 0	2- 0	4- 0				
4- 2	0- 0	0- 2	HOME	0- 0	1- 0	3- 0				
1- 3	0- 3	0- 0	AWAY	0- 0	0- 0	1- 0				
2- 1	0- 0	0- 1	NEUTRAL	1- 0	1- 0	0- 0				
5- 0	0- 0	0- 0	CONFERENCE	0- 0	0- 0	5- 0				
2- 0	0- 0	0- 0	HOME	0- 0	0- 0	2- 0				
3- 0	0- 0	0- 0	AWAY	0- 0	0- 0	3- 0				
0- 0	0- 0	0- 0	NEUTRAL	0- 0	0- 0	0- 0				

RPI 1-25				RPI 26-50				RPI 51-100				Team's RPI: 92				RPI 101+			
RPI	S	Opponent	Score	RPI	S	Opponent	Score	RPI	S	Opponent	Score	RPI	S	Opponent	Score	RPI	S	Opponent	Score
12	A	Oregon	56 95	28	H	Central Mich.	74 79	73	N	South Fla.	61 50	111	H	Montana St.	60 50				
14	A	Creighton	48 61	32	H	Marquette	58 65					124	N	Notre Dame	65 59				
23	A	Drake	67 74	35	N	FGCU	70 71					162	A	Green Bay	60 55				
												222	H	Chattanooga	71 56				
												227	H	Wyoming	67 40				
												233	H	Western Ill.	75 45				
												239	H	Oral Roberts	58 44				
												248	A	Omaha	68 51				
												294	A	Denver	86 79				
												322	A	Purdue Fort Wayne	100 69				
												341	H	Coppin St.	94 41				
LAST 10 Division I																			
294	A	Denver	86 79	322	A	Purdue Fort Wayne	100 69												
233	H	Western Ill.	75 45	32	H	Marquette	58 65												
239	H	Oral Roberts	58 44	28	H	Central Mich.	74 79												
248	A	Omaha	68 51	222	H	Chattanooga	71 56												
162	A	Green Bay	60 55	12	A	Oregon	56 95												

Non-Div I Games: Dakota Wesleyan 77 46

South Dakota St.

Average RPI Win:	185	WON-LOST	WINNING	LAST 10	STRENGTH OF	OPP. STRENGTH	TEAM	ADJ.	CONF.	ADJ CONF.
Average RPI Loss:	81	RECORD	PCT. RANK	GAMES	SCHEDULE	OF SCHEDULE	RPI	RPI	RPI	RPI
DIV. I ONLY	10- 6	101	5-5	50	146	73	73	8	8	
DIV. I NON-CONF.	8- 6	138	3-5	48	171	104	104	8	8	
TOTALS	RPI 1-25	RPI 26-50	W-L RECORDS	RPI 51-100	RPI 101-150	RPI 150+				
10- 6	0- 2	0- 1	OVERALL	1- 1	3- 1	6- 1				
9- 0	0- 0	0- 0	HOME	1- 0	3- 0	5- 0				
1- 2	0- 1	0- 0	AWAY	0- 0	0- 0	1- 1				
0- 4	0- 1	0- 1	NEUTRAL	0- 1	0- 1	0- 0				
8- 6	0- 2	0- 1	NON-CONFERENCE	1- 1	2- 1	5- 1				
8- 0	0- 0	0- 0	HOME	1- 0	2- 0	5- 0				
0- 2	0- 1	0- 0	AWAY	0- 0	0- 0	0- 1				
0- 4	0- 1	0- 1	NEUTRAL	0- 1	0- 1	0- 0				
2- 0	0- 0	0- 0	CONFERENCE	0- 0	1- 0	1- 0				
1- 0	0- 0	0- 0	HOME	0- 0	1- 0	0- 0				
1- 0	0- 0	0- 0	AWAY	0- 0	0- 0	1- 0				
0- 0	0- 0	0- 0	NEUTRAL	0- 0	0- 0	0- 0				

RPI S	Opponent	Score	RPI S	Opponent	Score	RPI S	Opponent	Score	RPI S	Opponent	Score
13 N	Mississippi St.	61 86	35 N	FGCU	77 81	67 H	Texas	64 57	113 H	Cincinnati	76 68
16 A	Baylor	46 58				92 N	South Dakota St.	50 61	120 H	Idaho	67 64
									124 N	Notre Dame	51 67
									134 H	VCU	77 55
									204 A	UNLV	51 61
									215 H	Jacksonville	70 39
									218 A	Tulsa	68 52
									220 H	Howard	82 53
									221 H	Saint Francis (PA)	62 23
									241 H	Brown	70 60
									305 H	Alabama St.	80 29
LAST 10 Division I											
113 H	Cincinnati	76 68	218 A	Tulsa	68 52						
241 H	Brown	70 60	305 H	Alabama St.	80 29						
204 A	UNLV	51 61	124 N	Notre Dame	51 67						
13 N	Mississippi St.	61 86	35 N	FGCU	77 81						
120 H	Idaho	67 64	92 N	South Dakota St.	50 61						

Non-Div I Games:

South Fla.

Average RPI Win:	244	WON-LOST	WINNING	LAST 10	STRENGTH OF	OPP. STRENGTH	TEAM	ADJ.	CONF.	ADJ CONF.
Average RPI Loss:	163	RECORD	PCT. RANK	GAMES	SCHEDULE	OF SCHEDULE	RPI	RPI	RPI	RPI
DIV. I ONLY	8- 5	113	6-4	335	138	193	193	21	21	
DIV. I NON-CONF.	6- 3	90	4-2	337	126	160	160	23	23	
TOTALS	RPI 1-25	RPI 26-50	W-L RECORDS	RPI 51-100	RPI 101-150	RPI 150+				
8- 5	0- 0	0- 0	OVERALL	1- 2	1- 0	6- 3				
3- 1	0- 0	0- 0	HOME	1- 1	0- 0	2- 0				
5- 4	0- 0	0- 0	AWAY	0- 1	1- 0	4- 3				
0- 0	0- 0	0- 0	NEUTRAL	0- 0	0- 0	0- 0				
6- 3	0- 0	0- 0	NON-CONFERENCE	1- 1	0- 0	5- 2				
2- 0	0- 0	0- 0	HOME	1- 0	0- 0	1- 0				
4- 3	0- 0	0- 0	AWAY	0- 1	0- 0	4- 2				
0- 0	0- 0	0- 0	NEUTRAL	0- 0	0- 0	0- 0				
2- 2	0- 0	0- 0	CONFERENCE	0- 1	1- 0	1- 1				
1- 1	0- 0	0- 0	HOME	0- 1	0- 0	1- 0				
1- 1	0- 0	0- 0	AWAY	0- 0	1- 0	0- 1				
0- 0	0- 0	0- 0	NEUTRAL	0- 0	0- 0	0- 0				

RPI 1-25			RPI 26-50			RPI 51-100			RPI 101+			Team's RPI: 193
RPI	S	Opponent	Score	RPI	S	Opponent	Score	RPI	S	Opponent	Score	
						90	A Saint Louis	61	76	139	A Austin Peay	79 66
						91	H Belmont	45	57	187	A Eastern Mich.	64 69
						93	H Southern Ill.	79	65	213	A Arkansas St.	79 67
										216	A Murray St.	62 70
										233	A Western Ill.	91 97
										251	A Ole Miss	70 53
										274	A Indiana St.	68 58
										322	A Purdue Fort Wayne	58 48
										326	H Evansville	83 60
										331	H Tennessee St.	83 54
LAST 10 Division I												
						91	H Belmont	45	57	331	H Tennessee St.	83 54
						216	A Murray St.	62	70	251	A Ole Miss	70 53
						139	A Austin Peay	79	66	93	H Southern Ill.	79 65
						274	A Indiana St.	68	58	90	A Saint Louis	61 76
						233	A Western Ill.	91	97	322	A Purdue Fort Wayne	58 48

Non-Div I Games: Harris-Stowe 106 64 Mo.-St. Louis 70 56

Southeast Mo. St.

Loss, Non-Conf, S Site, H Home A Away N Neutral

<div> <div>Average RPI Win: 257</div> <div>WON-LOST</div> <div>WINNING</div> <div>LAST 10</div> </div>				<div> <div>STRENGTH OF</div> <div>OPP. STRENGTH</div> <div>TEAM</div> </div>		<div> <div>ADJ.</div> <div>CONF.</div> </div>		<div> <div>ADJ CONF.</div> </div>	
<div> <div>Average RPI Loss: 157</div> <div>RECORD</div> <div>PCT. RANK</div> <div>GAMES</div> </div>				<div> <div>SCHEDULE</div> <div>OF SCHEDULE</div> <div>RPI</div> </div>		<div> <div>RPI</div> </div>		<div> <div>RPI</div> </div>	
<div> <div>DIV. I ONLY</div> <div>4- 10</div> <div>273</div> <div>4-6</div> </div>				<div> <div>190</div> <div>299</div> <div>261</div> </div>		<div> <div>261</div> </div>		<div> <div>25</div> <div>25</div> </div>	
<div> <div>DIV. I NON-CONF.</div> <div>2- 6</div> <div>279</div> <div>2-2</div> </div>				<div> <div>126</div> <div>266</div> <div>214</div> </div>		<div> <div>214</div> </div>		<div> <div>22</div> <div>22</div> </div>	
TOTALS		RPI 1-25	RPI 26-50	W-L RECORDS		RPI 51-100	RPI 101-150	RPI 150+	
4- 10	0- 0		0- 1	OVERALL		0- 1	0- 4	4- 4	
2- 3	0- 0		0- 0	HOME		0- 0	0- 1	2- 2	
2- 7	0- 0		0- 1	AWAY		0- 1	0- 3	2- 2	
0- 0	0- 0		0- 0	NEUTRAL		0- 0	0- 0	0- 0	
2- 6	0- 0		0- 1	NON-CONFERENCE		0- 1	0- 2	2- 2	
1- 0	0- 0		0- 0	HOME		0- 0	0- 0	1- 0	
1- 6	0- 0		0- 1	AWAY		0- 1	0- 2	1- 2	
0- 0	0- 0		0- 0	NEUTRAL		0- 0	0- 0	0- 0	
2- 4	0- 0		0- 0	CONFERENCE		0- 0	0- 2	2- 2	
1- 3	0- 0		0- 0	HOME		0- 0	0- 1	1- 2	
1- 1	0- 0		0- 0	AWAY		0- 0	0- 1	1- 0	
0- 0	0- 0		0- 0	NEUTRAL		0- 0	0- 0	0- 0	

RPI 1-25				RPI 26-50				RPI 51-100				RPI 101+				Team's RPI: 261	
RPI	S	Opponent	Score	RPI	S	Opponent	Score	RPI	S	Opponent	Score	RPI	S	Opponent	Score		
				34	A	LSU	52 62					128	A	Louisiana	50 60		
												135	A	Houston	65 78		
												141	H	Sam Houston St.	69 84		
												149	A	SFA	51 77		
												176	H	Jackson St.	63 59		
												189	H	Lamar University	57 65		
												194	H	A&M-Corpus Christi	48 44		
												198	A	Southern Miss.	54 62		
												237	A	Louisiana Tech	78 92		
												284	H	Nicholls St.	65 67		
												307	A	Houston Baptist	69 59		
												349	A	La.-Monroe	65 52		
LAST 10 Division I																	
				141	H	Sam Houston St.	69 84	284	H	Nicholls St.	65 67						
				194	H	A&M-Corpus Christi	48 44	189	H	Lamar University	57 65						
				149	A	SFA	51 77	237	A	Louisiana Tech	78 92						
				75	A	Alabama	50 87	176	H	Jackson St.	63 59						
				307	A	Houston Baptist	69 59	349	A	La.-Monroe	65 52						

Non-Div I Games:	LSU-Alexandria	89	67
------------------	----------------	----	----

Southeastern La.

■ Loss, ■ Non-Conf, S Site, H Home A Away N Neutral

Southern California

Through Games Of Jan. 13, 2020

Average RPI Win:	211	WON-LOST	WINNING	LAST 10	STRENGTH OF	OPP. STRENGTH	TEAM	ADJ.	CONF.	ADJ CONF.
Average RPI Loss:	79	RECORD	PCT. RANK	GAMES	SCHEDULE	OF SCHEDULE	RPI	RPI	RPI	RPI
DIV. I ONLY	8- 8	169	5-5	43	104	102	102	1	1	
DIV. I NON-CONF.	8- 3	68	5-0	162	194	88	88	1	1	
TOTALS	RPI 1-25	RPI 26-50	W-L RECORDS	RPI 51-100	RPI 101-150	RPI 150+				
8- 8	0- 2	1- 3	OVERALL	1- 1	0- 1	6- 1				
5- 3	0- 1	1- 2	HOME	0- 0	0- 0	4- 0				
2- 4	0- 1	0- 1	AWAY	0- 0	0- 1	2- 1				
1- 1	0- 0	0- 0	NEUTRAL	1- 1	0- 0	0- 0				
8- 3	0- 1	1- 0	NON-CONFERENCE	1- 1	0- 0	6- 1				
5- 1	0- 1	1- 0	HOME	0- 0	0- 0	4- 0				
2- 1	0- 0	0- 0	AWAY	0- 0	0- 0	2- 1				
1- 1	0- 0	0- 0	NEUTRAL	1- 1	0- 0	0- 0				
0- 5	0- 1	0- 3	CONFERENCE	0- 0	0- 1	0- 0				
0- 2	0- 0	0- 2	HOME	0- 0	0- 0	0- 0				
0- 3	0- 1	0- 1	AWAY	0- 0	0- 1	0- 0				
0- 0	0- 0	0- 0	NEUTRAL	0- 0	0- 0	0- 0				

RPI	S	Opponent	Score	RPI	S	Opponent	Score	RPI	S	Opponent	Score	RPI	S	Opponent	Score	Team's RPI: 102
6	A	UCLA	59 83	26	H	Virginia	59 49	55	N	Nebraska	54 67	137	A	Utah	65 67	
19	H	Texas A&M	64 74	38	H	Arizona St.	54 63	75	N	Alabama	60 57	204	H	UNLV	75 54	
				41	A	Colorado	53 66					235	A	UC Riverside	76 59	
				50	H	Arizona	57 65					252	A	CSUN	69 53	
												273	H	Long Beach St.	57 40	
												286	A	UC Santa Barbara	46 57	
												300	H	Nevada	50 47	
												323	H	UTRGV	80 43	
LAST 10 Division I																
				41	A	Colorado	53 66	137	A	Utah	65 67					
				38	H	Arizona St.	54 63	300	H	Nevada	50 47					
				50	H	Arizona	57 65	323	H	UTRGV	80 43					
				6	A	UCLA	59 83	204	H	UNLV	75 54					
				273	H	Long Beach St.	57 40	75	N	Alabama	60 57					

Non-Div I Games:

Southern California

■ Loss,
 ■ Non-Conf,
 ■ S Site,
 ■ Home
 ■ Away
 N Neutral

Average RPI Win:	185	WON-LOST	WINNING	LAST 10	STRENGTH OF	OPP. STRENGTH	TEAM	ADJ.	CONF.	ADJ CONF.
Average RPI Loss:	101	RECORD	PCT. RANK	GAMES	SCHEDULE	OF SCHEDULE	RPI	RPI	RPI	RPI
DIV. I ONLY	9- 6	121	6-4	79	222	93	93	7	7	
DIV. I NON-CONF.	8- 3	68	5-1	161	261	80	80	7	7	
TOTALS	RPI 1-25	RPI 26-50	W-L RECORDS	RPI 51-100	RPI 101-150	RPI 150+				
9- 6	0- 1	0- 1	OVERALL	2- 1	0- 1	7- 2				
4- 3	0- 1	0- 1	HOME	2- 0	0- 0	2- 1				
4- 3	0- 0	0- 0	AWAY	0- 1	0- 1	4- 1				
1- 0	0- 0	0- 0	NEUTRAL	0- 0	0- 0	1- 0				
8- 3	0- 0	0- 0	NON-CONFERENCE	2- 1	0- 0	6- 2				
4- 1	0- 0	0- 0	HOME	2- 0	0- 0	2- 1				
3- 2	0- 0	0- 0	AWAY	0- 1	0- 0	3- 1				
1- 0	0- 0	0- 0	NEUTRAL	0- 0	0- 0	1- 0				
1- 3	0- 1	0- 1	CONFERENCE	0- 0	0- 1	1- 0				
0- 2	0- 1	0- 1	HOME	0- 0	0- 0	0- 0				
1- 1	0- 0	0- 0	AWAY	0- 0	0- 1	1- 0				
0- 0	0- 0	0- 0	NEUTRAL	0- 0	0- 0	0- 0				

RPI	S	Opponent	Score	RPI	S	Opponent	Score	RPI	S	Opponent	Score	RPI	S	Opponent	Score
23	H	Drake	65 73	36	H	UNI	57 60	61	A	IUPUI	78 81	115	A	Loyola Chicago	49 51
								77	H	UT Martin	70 59	164	H	Tennessee Tech	76 65
								90	H	Saint Louis	61 53	174	A	Valparaiso	67 51
												179	H	Memphis	66 70
												187	A	Eastern Mich.	85 54
												193	A	Southeast Mo. St.	65 79
												212	A	Northern Ill.	80 61
												216	H	Murray St.	76 66
												233	N	Western Ill.	79 65
												315	A	SIUE	103 67
LAST 10 Division I															
36	H	UNI	57 60	23	H	Drake	65 73								
115	A	Loyola Chicago	49 51	216	H	Murray St.	76 66								
174	A	Valparaiso	67 51	193	A	Southeast Mo. St.	65 79								
212	A	Northern Ill.	80 61	77	H	UT Martin	70 59								
233	N	Western Ill.	79 65	90	H	Saint Louis	61 53								

Non-Div I Games:

Southern Ill.

Average RPI Win:	269	WON-LOST	WINNING	LAST 10	STRENGTH OF	OPP. STRENGTH	TEAM	ADJ.	CONF.	ADJ CONF.
Average RPI Loss:	126	RECORD	PCT. RANK	GAMES	SCHEDULE	OF SCHEDULE	RPI	RPI	RPI	RPI
DIV. I ONLY	8- 4	79	7-3	278	236	198	198	13	13	
DIV. I NON-CONF.	6- 3	90	5-2	304	200	192	192	15	15	
TOTALS	RPI 1-25	RPI 26-50	W-L RECORDS	RPI 51-100	RPI 101-150	RPI 150+				
8- 4	0- 1	0- 0	OVERALL	0- 0	1- 1	7- 2				
7- 2	0- 0	0- 0	HOME	0- 0	1- 0	6- 2				
1- 2	0- 1	0- 0	AWAY	0- 0	0- 1	1- 0				
0- 0	0- 0	0- 0	NEUTRAL	0- 0	0- 0	0- 0				
6- 3	0- 1	0- 0	NON-CONFERENCE	0- 0	1- 1	5- 1				
5- 1	0- 0	0- 0	HOME	0- 0	1- 0	4- 1				
1- 2	0- 1	0- 0	AWAY	0- 0	0- 1	1- 0				
0- 0	0- 0	0- 0	NEUTRAL	0- 0	0- 0	0- 0				
2- 1	0- 0	0- 0	CONFERENCE	0- 0	0- 0	2- 1				
2- 1	0- 0	0- 0	HOME	0- 0	0- 0	2- 1				
0- 0	0- 0	0- 0	AWAY	0- 0	0- 0	0- 0				
0- 0	0- 0	0- 0	NEUTRAL	0- 0	0- 0	0- 0				

RPI S	Opponent	Score	RPI S	Opponent	Score	RPI S	Opponent	Score	RPI S	Opponent	Score	Team's RPI: 198
13	A Mississippi St.	58 91							134	H VCU	51 39	
									135	A Houston	60 75	
									152	H Tulane	58 62	
									203	H UTEP	72 89	
									237	H Louisiana Tech	66 60	
									251	H Ole Miss	59 53	
									261	H Southeastern La.	62 54	
									275	H South Alabama	62 55	
									297	H UTSA	82 65	
									349	A La.-Monroe	57 42	
									351	H Mississippi Val.	84 80	
LAST 10 Division I												
			203	H UTEP	72 89		297	H UTSA	82 65			
			237	H Louisiana Tech	66 60		134	H VCU	51 39			
			135	A Houston	60 75		351	H Mississippi Val.	84 80			
			275	H South Alabama	62 55		251	H Ole Miss	59 53			
			152	H Tulane	58 62		349	A La.-Monroe	57 42			

Non-Div I Games: Faulkner 71 59 William Carey 77 47

Southern Miss.

Average RPI Win:	317	WON-LOST	WINNING	LAST 10	STRENGTH OF	OPP. STRENGTH	TEAM	ADJ.	CONF.	ADJ CONF.
Average RPI Loss:	97	RECORD	PCT. RANK	GAMES	SCHEDULE	OF SCHEDULE	RPI	RPI	RPI	RPI
DIV. I ONLY	2- 11	324	2-8	123	85	258	258	31	31	
DIV. I NON-CONF.	0- 9	338	0-6	12	67	238	238	28	28	
TOTALS	RPI 1-25	RPI 26-50	W-L RECORDS	RPI 51-100	RPI 101-150	RPI 150+				
2- 11	0- 1	0- 1	OVERALL	0- 5	0- 2	2- 2				
1- 1	0- 0	0- 0	HOME	0- 0	0- 0	1- 1				
1- 8	0- 1	0- 1	AWAY	0- 4	0- 2	1- 0				
0- 2	0- 0	0- 0	NEUTRAL	0- 1	0- 0	0- 1				
0- 9	0- 1	0- 1	NON-CONFERENCE	0- 4	0- 2	0- 1				
0- 0	0- 0	0- 0	HOME	0- 0	0- 0	0- 0				
0- 7	0- 1	0- 1	AWAY	0- 3	0- 2	0- 0				
0- 2	0- 0	0- 0	NEUTRAL	0- 1	0- 0	0- 1				
2- 2	0- 0	0- 0	CONFERENCE	0- 1	0- 0	2- 1				
1- 1	0- 0	0- 0	HOME	0- 0	0- 0	1- 1				
1- 1	0- 0	0- 0	AWAY	0- 1	0- 0	1- 0				
0- 0	0- 0	0- 0	NEUTRAL	0- 0	0- 0	0- 0				

RPI 1-25				RPI 26-50				RPI 51-100				RPI 101+ Team's RPI: 258			
RPI	S	Opponent	Score	RPI	S	Opponent	Score	RPI	S	Opponent	Score	RPI	S	Opponent	Score
25	A	Rutgers	58 78	45	A	Oklahoma St.	59 72	53	N	Washington St.	54 69	132	A	Fordham	52 65
								55	A	Nebraska	39 73	144	A	Wichita St.	63 69
								67	A	Texas	39 93	176	H	Jackson St.	51 72
								82	A	Iowa St.	36 69	196	N	UNC Asheville	34 53
								96	A	Texas Southern	56 61	306	A	Prairie View	68 48
												328	H	Grambling	81 57
LAST 10 Division I															
				328	H	Grambling	81 57					176	H	Jackson St.	51 72
				306	A	Prairie View	68 48					45	A	Oklahoma St.	59 72
				96	A	Texas Southern	56 61					132	A	Fordham	52 65
				196	N	UNC Asheville	34 53					25	A	Rutgers	58 78
				53	N	Washington St.	54 69					67	A	Texas	39 93

Non-Div I Games: Tougaloo 100 39 Wiley 78 55

Southern U.

Loss, Non-Conf, S Site, H Home A Away N Neutral

Southern Utah

Through Games Of Jan. 13, 2020

Average RPI Win:	244	WON-LOST	WINNING	LAST 10	STRENGTH OF	OPP. STRENGTH	TEAM	ADJ.	CONF.	ADJ CONF.
Average RPI Loss:	162	RECORD	PCT. RANK	GAMES	SCHEDULE	OF SCHEDULE	RPI	RPI	RPI	RPI
DIV. I ONLY	8- 5	113	6-4	234	226	145	145	20	20	
DIV. I NON-CONF.	6- 3	90	4-2	253	229	127	127	17	17	
TOTALS	RPI 1-25	RPI 26-50	W-L RECORDS	RPI 51-100	RPI 101-150	RPI 150+				
8- 5	0- 1	0- 0	OVERALL	0- 0	0- 1	8- 3				
7- 0	0- 0	0- 0	HOME	0- 0	0- 0	7- 0				
1- 5	0- 1	0- 0	AWAY	0- 0	0- 1	1- 3				
0- 0	0- 0	0- 0	NEUTRAL	0- 0	0- 0	0- 0				
6- 3	0- 1	0- 0	NON-CONFERENCE	0- 0	0- 0	6- 2				
5- 0	0- 0	0- 0	HOME	0- 0	0- 0	5- 0				
1- 3	0- 1	0- 0	AWAY	0- 0	0- 0	1- 2				
0- 0	0- 0	0- 0	NEUTRAL	0- 0	0- 0	0- 0				
2- 2	0- 0	0- 0	CONFERENCE	0- 0	0- 1	2- 1				
2- 0	0- 0	0- 0	HOME	0- 0	0- 0	2- 0				
0- 2	0- 0	0- 0	AWAY	0- 0	0- 1	0- 1				
0- 0	0- 0	0- 0	NEUTRAL	0- 0	0- 0	0- 0				

RPI 1-25				RPI 26-50				RPI 51-100				RPI 101+ Team's RPI: 145			
RPI	S	Opponent	Score	RPI	S	Opponent	Score	RPI	S	Opponent	Score	RPI	S	Opponent	Score
5	A	Oregon St.	45 95									111	A	Montana St.	65 91
												173	A	Montana	74 81
												186	H	Portland St.	71 58
												201	H	Cal St. Fullerton	79 63
												204	H	UNLV	72 68
												225	A	Grand Canyon	65 69
												235	H	UC Riverside	79 68
												239	H	Oral Roberts	72 58
												256	H	UC Irvine	82 68
												291	H	Idaho St.	72 65
												294	A	Denver	73 81
												339	A	Utah Valley	71 58
LAST 10 Division I															
111	A	Montana St.	65 91	291	H	Idaho St.	72 65								
173	A	Montana	74 81	256	H	UC Irvine	82 68								
186	H	Portland St.	71 58	239	H	Oral Roberts	72 58								
235	H	UC Riverside	79 68	5	A	Oregon St.	45 95								
294	A	Denver	73 81	204	H	UNLV	72 68								

Non-Div I Games:

Southern Utah

■ Loss,
 ■ Non-Conf, S Site,
 ■ Home
 ■ Away
 N Neutral

St. Bonaventure

Through Games Of Jan. 13, 2020

Average RPI Win:	214	WON-LOST	WINNING	LAST 10	STRENGTH OF	OPP. STRENGTH	TEAM	ADJ.	CONF.	ADJ CONF.
Average RPI Loss:	140	RECORD	PCT. RANK	GAMES	SCHEDULE	OF SCHEDULE	RPI	RPI	RPI	RPI
DIV. I ONLY	4- 12	291	3-7	94	258	268	268	12	12	
DIV. I NON-CONF.	3- 10	282	2-5	128	264	291	291	12	12	
TOTALS	RPI 1-25	RPI 26-50	W-L RECORDS	RPI 51-100	RPI 101-150	RPI 150+				
4- 12	0- 0	0- 0	OVERALL	0- 3	1- 5	3- 4				
3- 6	0- 0	0- 0	HOME	0- 2	0- 2	3- 2				
0- 5	0- 0	0- 0	AWAY	0- 1	0- 2	0- 2				
1- 1	0- 0	0- 0	NEUTRAL	0- 0	1- 1	0- 0				
3- 10	0- 0	0- 0	NON-CONFERENCE	0- 3	1- 3	2- 4				
2- 5	0- 0	0- 0	HOME	0- 2	0- 1	2- 2				
0- 4	0- 0	0- 0	AWAY	0- 1	0- 1	0- 2				
1- 1	0- 0	0- 0	NEUTRAL	0- 0	1- 1	0- 0				
1- 2	0- 0	0- 0	CONFERENCE	0- 0	0- 2	1- 0				
1- 1	0- 0	0- 0	HOME	0- 0	0- 1	1- 0				
0- 1	0- 0	0- 0	AWAY	0- 0	0- 1	0- 0				
0- 0	0- 0	0- 0	NEUTRAL	0- 0	0- 0	0- 0				

RPI 1-25				RPI 26-50				RPI 51-100				RPI 101+				Team's RPI: 268	
RPI	S	Opponent	Score	RPI	S	Opponent	Score	RPI	S	Opponent	Score	RPI	S	Opponent	Score		
								56	H	St. John's (NY)	56	68	118	H	Massachusetts	52	62
								63	A	Bucknell	60	68	122	A	Kent St.	58	81
								80	H	Buffalo	36	46	129	N	Saint Mary's (CA)	57	72
													132	A	Fordham	53	79
													140	H	Cornell	42	70
													147	N	Wright St.	57	56
													156	H	Cleveland St.	62	65
													166	H	Akron	54	63
													183	A	Binghamton	67	78
													192	H	George Mason	62	47
													247	H	Niagara	71	67
													270	H	Oakland	80	66
													333	A	Canisius	82	84
LAST 10 Division I																	
				118	H	Massachusetts	52	62	192	H	George Mason	62	47				
				132	A	Fordham	53	79	270	H	Oakland	80	66				
				140	H	Cornell	42	70	80	H	Buffalo	36	46				
				129	N	Saint Mary's (CA)	57	72	122	A	Kent St.	58	81				
				147	N	Wright St.	57	56	183	A	Binghamton	67	78				

Non-Div I Games:

St. Bonaventure

■ Loss,
■ Non-Conf,
■ S Site,
■ H Home
■ A Away
N Neutral

Average RPI Win:	304	WON-LOST	WINNING	LAST 10	STRENGTH OF	OPP. STRENGTH	TEAM	ADJ.	CONF.	ADJ CONF.
Average RPI Loss:	163	RECORD	PCT. RANK	GAMES	SCHEDULE	OF SCHEDULE	RPI	RPI	RPI	RPI
DIV. I ONLY	4- 10	273	3-7	236	290	295	295	30	30	
DIV. I NON-CONF.	3- 7	252	2-4	171	238	252	252	30	30	
TOTALS	RPI 1-25	RPI 26-50	W-L RECORDS	RPI 51-100	RPI 101-150	RPI 150+				
4- 10	0- 1	0- 1	OVERALL	0- 2	0- 1	4- 5				
3- 2	0- 0	0- 0	HOME	0- 1	0- 0	3- 1				
1- 6	0- 1	0- 1	AWAY	0- 0	0- 1	1- 3				
0- 2	0- 0	0- 0	NEUTRAL	0- 1	0- 0	0- 1				
3- 7	0- 1	0- 1	NON-CONFERENCE	0- 2	0- 1	3- 2				
2- 1	0- 0	0- 0	HOME	0- 1	0- 0	2- 0				
1- 4	0- 1	0- 1	AWAY	0- 0	0- 1	1- 1				
0- 2	0- 0	0- 0	NEUTRAL	0- 1	0- 0	0- 1				
1- 3	0- 0	0- 0	CONFERENCE	0- 0	0- 0	1- 3				
1- 1	0- 0	0- 0	HOME	0- 0	0- 0	1- 1				
0- 2	0- 0	0- 0	AWAY	0- 0	0- 0	0- 2				
0- 0	0- 0	0- 0	NEUTRAL	0- 0	0- 0	0- 0				

RPI 1-25				RPI 26-50				RPI 51-100				RPI 101+ Team's RPI: 295			
RPI	S	Opponent	Score	RPI	S	Opponent	Score	RPI	S	Opponent	Score	RPI	S	Opponent	Score
20	A	Princeton	44 76	32	A	Marquette	71 92	65	N	Pacific	62 71	105	A	Boston College	69 106
								89	H	Stony Brook	73 86	163	A	Robert Morris	44 69
												221	A	Saint Francis (PA)	72 82
												278	H	Army West Point	70 64
												279	H	Loyola Maryland	89 78
												287	N	Ga. Southern	47 78
												314	A	Albany (NY)	49 41
												317	A	NJIT	69 88
												334	H	Fairleigh Dickinson	57 62
												346	H	LIU Brooklyn	88 63
LAST 10 Division I															
221	A	Saint Francis (PA)	72 82	163	A	Robert Morris	44 69								
346	H	LIU Brooklyn	88 63	314	A	Albany (NY)	49 41								
334	H	Fairleigh Dickinson	57 62	20	A	Princeton	44 76								
287	N	Ga. Southern	47 78	317	A	NJIT	69 88								
65	N	Pacific	62 71	279	H	Loyola Maryland	89 78								

Non-Div I Games: East Stroudsburg 84 62

St. Francis Brooklyn

■ Loss,
 ■ Non-Conf,
 ■ S Site,
 ■ H Home
 ■ A Away
 N Neutral

St. John's (NY)

Through Games Of Jan. 13, 2020

Average RPI Win:	188	WON-LOST	WINNING	LAST 10	STRENGTH OF	OPP. STRENGTH	TEAM	ADJ.	CONF.	ADJ CONF.
Average RPI Loss:	65	RECORD	PCT. RANK	GAMES	SCHEDULE	OF SCHEDULE	RPI	RPI	RPI	RPI
DIV. I ONLY	10- 7	126	6-4	51	80	56	56	6	6	
DIV. I NON-CONF.	7- 4	100	3-1	38	156	43	43	6	6	
TOTALS	RPI 1-25	RPI 26-50	W-L RECORDS	RPI 51-100	RPI 101-150	RPI 150+				
10- 7	0- 2	0- 2	OVERALL	2- 2	2- 0	6- 1				
6- 1	0- 0	0- 0	HOME	1- 1	1- 0	4- 0				
4- 5	0- 2	0- 2	AWAY	1- 0	1- 0	2- 1				
0- 1	0- 0	0- 0	NEUTRAL	0- 1	0- 0	0- 0				
7- 4	0- 1	0- 1	NON-CONFERENCE	2- 1	1- 0	4- 1				
5- 0	0- 0	0- 0	HOME	1- 0	1- 0	3- 0				
2- 3	0- 1	0- 1	AWAY	1- 0	0- 0	1- 1				
0- 1	0- 0	0- 0	NEUTRAL	0- 1	0- 0	0- 0				
3- 3	0- 1	0- 1	CONFERENCE	0- 1	1- 0	2- 0				
1- 1	0- 0	0- 0	HOME	0- 1	0- 0	1- 0				
2- 2	0- 1	0- 1	AWAY	0- 0	1- 0	1- 0				
0- 0	0- 0	0- 0	NEUTRAL	0- 0	0- 0	0- 0				

RPI 1-25				RPI 26-50				RPI 51-100				RPI 101+			
RPI	S	Opponent	Score	RPI	S	Opponent	Score	RPI	S	Opponent	Score	RPI	S	Opponent	Score
11	A	DePaul	69 74	32	A	Marquette	85 94	51	A	Yale	80 66	118	H	Massachusetts	82 71
17	A	Florida St.	70 74	43	A	James Madison	73 76	58	H	Wake Forest	82 74	133	A	Butler	67 42
								61	N	IUPUI	78 85	204	A	UNLV	75 79
								88	H	Villanova	62 67	230	A	Xavier	75 67
												238	H	Georgetown	71 54
												250	H	Lafayette	76 44
												257	H	Fairfield	71 69
												268	A	St. Bonaventure	68 56
												278	H	Army West Point	96 60
LAST 10 Division I															
32	A	Marquette	85 94	11	A	DePaul	69 74								
88	H	Villanova	62 67	257	H	Fairfield	71 69								
238	H	Georgetown	71 54	17	A	Florida St.	70 74								
133	A	Butler	67 42	278	H	Army West Point	96 60								
230	A	Xavier	75 67	51	A	Yale	80 66								

Non-Div I Games:

St. John's (NY)

■ Loss,
 ■ Non-Conf,
 ■ S Site,
 ■ H Home
 ■ A Away
 N Neutral

Average RPI Win:	122	WON-LOST	WINNING	LAST 10	STRENGTH OF	OPP. STRENGTH	TEAM	ADJ.	CONF.	ADJ CONF.
Average RPI Loss:	67	RECORD	PCT. RANK	GAMES	SCHEDULE	OF SCHEDULE	RPI	RPI	RPI	RPI
DIV. I ONLY	15- 1	5	9-1	28	19	8	8	1	1	
DIV. I NON-CONF.	11- 1	13	5-1	42	42	7	7	1	1	
TOTALS	RPI 1-25	RPI 26-50	W-L RECORDS	RPI 51-100	RPI 101-150	RPI 150+				
15- 1	2- 0	1- 0	OVERALL	7- 1	0- 0	5- 0				
10- 0	1- 0	1- 0	HOME	5- 0	0- 0	3- 0				
2- 1	0- 0	0- 0	AWAY	1- 1	0- 0	1- 0				
3- 0	1- 0	0- 0	NEUTRAL	1- 0	0- 0	1- 0				
11- 1	2- 0	1- 0	NON-CONFERENCE	3- 1	0- 0	5- 0				
7- 0	1- 0	1- 0	HOME	2- 0	0- 0	3- 0				
1- 1	0- 0	0- 0	AWAY	0- 1	0- 0	1- 0				
3- 0	1- 0	0- 0	NEUTRAL	1- 0	0- 0	1- 0				
4- 0	0- 0	0- 0	CONFERENCE	4- 0	0- 0	0- 0				
3- 0	0- 0	0- 0	HOME	3- 0	0- 0	0- 0				
1- 0	0- 0	0- 0	AWAY	1- 0	0- 0	0- 0				
0- 0	0- 0	0- 0	NEUTRAL	0- 0	0- 0	0- 0				

RPI 1-25				RPI 26-50				RPI 51-100				RPI 101+			
RPI	S	Opponent	Score	RPI	S	Opponent	Score	RPI	S	Opponent	Score	RPI	S	Opponent	Score
7	H	Gonzaga	76 70	30	H	Ohio St.	71 52	53	H	Washington St.	77 58	184	H	Northern Colo.	90 36
13	N	Mississippi St.	67 62					67	A	Texas	64 69	219	A	San Francisco	97 71
								68	N	Syracuse	77 59	232	H	UC Davis	67 55
								74	H	Tennessee	78 51	289	H	Eastern Wash.	92 27
								80	H	Buffalo	88 69	301	N	California Baptist	83 78
								83	H	Washington	77 56				
								99	A	California	79 65				
								99	H	California	73 40				
LAST 10 Division I															
				99	H	California	73 40	99	A	California	79 65				
				83	H	Washington	77 56	74	H	Tennessee	78 51				
				53	H	Washington St.	77 58	30	H	Ohio St.	71 52				
				232	H	UC Davis	67 55	13	N	Mississippi St.	67 62				
				67	A	Texas	64 69	68	N	Syracuse	77 59				

Non-Div I Games:

Stanford

Average RPI Win:	270	WON-LOST	WINNING	LAST 10	STRENGTH OF	OPP. STRENGTH	TEAM	ADJ.	CONF.	ADJ CONF.
Average RPI Loss:	121	RECORD	PCT. RANK	GAMES	SCHEDULE	OF SCHEDULE	RPI	RPI	RPI	RPI
DIV. I ONLY	4- 9	266	3-7	110	238	223	223	15	15	
DIV. I NON-CONF.	3- 7	252	2-5	95	250	222	222	14	14	
TOTALS	RPI 1-25	RPI 26-50	W-L RECORDS	RPI 51-100	RPI 101-150	RPI 150+				
4- 9	0- 1	0- 1	OVERALL	0- 2	0- 2	4- 3				
2- 4	0- 0	0- 1	HOME	0- 0	0- 1	2- 2				
2- 4	0- 1	0- 0	AWAY	0- 2	0- 1	2- 0				
0- 1	0- 0	0- 0	NEUTRAL	0- 0	0- 0	0- 1				
3- 7	0- 1	0- 0	NON-CONFERENCE	0- 2	0- 2	3- 2				
2- 2	0- 0	0- 0	HOME	0- 0	0- 1	2- 1				
1- 4	0- 1	0- 0	AWAY	0- 2	0- 1	1- 0				
0- 1	0- 0	0- 0	NEUTRAL	0- 0	0- 0	0- 1				
1- 2	0- 0	0- 1	CONFERENCE	0- 0	0- 0	1- 1				
0- 2	0- 0	0- 1	HOME	0- 0	0- 0	0- 1				
1- 0	0- 0	0- 0	AWAY	0- 0	0- 0	1- 0				
0- 0	0- 0	0- 0	NEUTRAL	0- 0	0- 0	0- 0				

RPI 1-25				RPI 26-50				RPI 51-100				RPI 101+ Team's RPI: 223			
RPI	S	Opponent	Score	RPI	S	Opponent	Score	RPI	S	Opponent	Score	RPI	S	Opponent	Score
18	A	Kentucky	48 67	35	H	FGCU	47 89	64	A	UCF	40 66	109	A	Penn	41 81
								74	A	Tennessee	46 73	121	H	Holy Cross	63 75
												181	H	Bethune-Cookman	55 59
												218	H	Tulsa	66 60
												221	N	Saint Francis (PA)	73 78
												244	A	Kennesaw St.	67 61
												267	H	Lipscomb	59 65
												283	A	Morehead St.	58 55
												333	H	Canisius	68 52
LAST 10 Division I															
267	H	Lipscomb	59 65	35	H	FGCU	47 89	218	H	Tulsa	66 60	109	A	Penn	41 81
244	A	Kennesaw St.	67 61	218	H	Tulsa	66 60	64	A	UCF	40 66	74	A	Tennessee	46 73
121	H	Holy Cross	63 75	109	A	Penn	41 81								
181	H	Bethune-Cookman	55 59												
333	H	Canisius	68 52												

Non-Div I Games: Palm Beach Atl. 77 46 Trinity Baptist 116 40 Fla. National 80 37

Stetson

Average RPI Win:	255	WON-LOST	WINNING	LAST 10	STRENGTH OF	OPP. STRENGTH	TEAM	ADJ.	CONF.	ADJ CONF.
Average RPI Loss:	46	RECORD	PCT. RANK	GAMES	SCHEDULE	OF SCHEDULE	RPI	RPI	RPI	RPI
DIV. I ONLY	15- 1	5	10-0	326	248	89	89	28	28	
DIV. I NON-CONF.	11- 1	13	6-0	305	249	78	78	29	29	
TOTALS	RPI 1-25	RPI 26-50	W-L RECORDS	RPI 51-100	RPI 101-150	RPI 150+				
15- 1	0- 0	0- 1	OVERALL	1- 0	1- 0	13- 0				
7- 0	0- 0	0- 0	HOME	1- 0	0- 0	6- 0				
6- 1	0- 0	0- 1	AWAY	0- 0	0- 0	6- 0				
2- 0	0- 0	0- 0	NEUTRAL	0- 0	1- 0	1- 0				
11- 1	0- 0	0- 1	NON-CONFERENCE	1- 0	1- 0	9- 0				
4- 0	0- 0	0- 0	HOME	1- 0	0- 0	3- 0				
5- 1	0- 0	0- 1	AWAY	0- 0	0- 0	5- 0				
2- 0	0- 0	0- 0	NEUTRAL	0- 0	1- 0	1- 0				
4- 0	0- 0	0- 0	CONFERENCE	0- 0	0- 0	4- 0				
3- 0	0- 0	0- 0	HOME	0- 0	0- 0	3- 0				
1- 0	0- 0	0- 0	AWAY	0- 0	0- 0	1- 0				
0- 0	0- 0	0- 0	NEUTRAL	0- 0	0- 0	0- 0				

RPI 1-25				RPI 26-50				RPI 51-100				Team's RPI: 89				RPI 101+			
RPI	S	Opponent	Score	RPI	S	Opponent	Score	RPI	S	Opponent	Score	RPI	S	Opponent	Score	RPI	S	Opponent	Score
46	A	Arkansas	58 88					63	H	Bucknell	78 73					143	N	Western Mich.	50 47
																158	H	Iona	59 40
																229	H	Manhattan	59 54
																249	H	Maine	73 69
																264	H	Sacred Heart	54 50
																277	H	Vermont	67 49
																285	A	Wagner	66 45
																288	A	Pittsburgh	59 56
																295	A	St. Francis Brooklyn	86 73
																296	N	Morgan St.	63 56
																304	A	New Hampshire	53 44
																312	H	UMBC	57 45
																321	A	Hofstra	81 38
																346	A	LIU Brooklyn	80 49
LAST 10 Division I																			
				277	H	Vermont	67 49					304	A	New Hampshire	53 44				
				249	H	Maine	73 69					296	N	Morgan St.	63 56				
				312	H	UMBC	57 45					285	A	Wagner	66 45				
				63	H	Bucknell	78 73					288	A	Pittsburgh	59 56				
				143	N	Western Mich.	50 47					346	A	LIU Brooklyn	80 49				

Non-Div I Games: Molloy 66 49

Stony Brook

Average RPI Win:	173	WON-LOST	WINNING	LAST 10	STRENGTH OF	OPP. STRENGTH	TEAM	ADJ.	CONF.	ADJ CONF.
Average RPI Loss:	43	RECORD	PCT. RANK	GAMES	SCHEDULE	OF SCHEDULE	RPI	RPI	RPI	RPI
DIV. I ONLY	8- 7	155	4-6	26	15	68	68	3	3	
DIV. I NON-CONF.	6- 5	151	2-4	63	57	109	109	3	3	
TOTALS	RPI 1-25	RPI 26-50	W-L RECORDS	RPI 51-100	RPI 101-150	RPI 150+				
8- 7	1- 4	0- 1	OVERALL	2- 1	2- 0	3- 1				
6- 1	1- 1	0- 0	HOME	1- 0	1- 0	3- 0				
0- 3	0- 1	0- 1	AWAY	0- 1	0- 0	0- 0				
2- 3	0- 2	0- 0	NEUTRAL	1- 0	1- 0	0- 1				
6- 5	0- 3	0- 0	NON-CONFERENCE	2- 1	1- 0	3- 1				
4- 1	0- 1	0- 0	HOME	1- 0	0- 0	3- 0				
0- 1	0- 0	0- 0	AWAY	0- 1	0- 0	0- 0				
2- 3	0- 2	0- 0	NEUTRAL	1- 0	1- 0	0- 1				
2- 2	1- 1	0- 1	CONFERENCE	0- 0	1- 0	0- 0				
2- 0	1- 0	0- 0	HOME	0- 0	1- 0	0- 0				
0- 2	0- 1	0- 1	AWAY	0- 0	0- 0	0- 0				
0- 0	0- 0	0- 0	NEUTRAL	0- 0	0- 0	0- 0				

RPI 1-25				RPI 26-50				RPI 51-100 Team's RPI: 68				RPI 101+			
RPI	S	Opponent	Score	RPI	S	Opponent	Score	RPI	S	Opponent	Score	RPI	S	Opponent	Score
3	A	Louisville	58 62	31	A	Miami (FL)	62 77	60	A	Michigan	76 84	124	H	Notre Dame	74 63
8	N	Stanford	59 77					86	H	Ohio	66 54	135	N	Houston	87 62
12	H	Oregon	64 81					95	N	Michigan St.	77 63	162	N	Green Bay	73 79
17	H	Florida St.	90 89									299	H	UMES	65 50
22	N	West Virginia	69 71									312	H	UMBC	82 48
												314	H	Albany (NY)	75 53
LAST 10 Division I															
124	H	Notre Dame	74 63	31	A	Miami (FL)	62 77	312	H	UMBC	82 48				
17	H	Florida St.	90 89					60	A	Michigan	76 84				
3	A	Louisville	58 62					162	N	Green Bay	73 79				
22	N	West Virginia	69 71					8	N	Stanford	59 77				
95	N	Michigan St.	77 63												

Non-Div I Games:

Syracuse

■ Loss,
 ■ Non-Conf,
 ■ S Site,
 ■ Home
 ■ A Away
 N Neutral

Average RPI Win: 162		WON-LOST	WINNING	LAST 10	STRENGTH OF	OPP. STRENGTH	TEAM	ADJ.	CONF.	ADJ CONF.
Average RPI Loss: 89		RECORD	PCT. RANK	GAMES	SCHEDULE	OF SCHEDULE	RPI	RPI	RPI	RPI
DIV. I ONLY		11- 3	43	7-3	46	106	33	33	4	4
DIV. I NON-CONF.		9- 2	40	5-2	118	76	30	30	4	4
TOTALS		RPI 1-25	RPI 26-50		W-L RECORDS		RPI 51-100	RPI 101-150	RPI 150+	
11- 3	0- 1	0- 1		OVERALL		4- 0	1- 0	6- 1		
8- 1	0- 0	0- 0		HOME		3- 0	1- 0	4- 1		
3- 2	0- 1	0- 1		AWAY		1- 0	0- 0	2- 0		
0- 0	0- 0	0- 0		NEUTRAL		0- 0	0- 0	0- 0		
9- 2	0- 1	0- 1		NON-CONFERENCE		2- 0	1- 0	6- 0		
7- 0	0- 0	0- 0		HOME		2- 0	1- 0	4- 0		
2- 2	0- 1	0- 1		AWAY		0- 0	0- 0	2- 0		
0- 0	0- 0	0- 0		NEUTRAL		0- 0	0- 0	0- 0		
2- 1	0- 0	0- 0		CONFERENCE		2- 0	0- 0	0- 1		
1- 1	0- 0	0- 0		HOME		1- 0	0- 0	0- 1		
1- 0	0- 0	0- 0		AWAY		1- 0	0- 0	0- 0		
0- 0	0- 0	0- 0		NEUTRAL		0- 0	0- 0	0- 0		

RPI 1-25				RPI 26-50				Team's RPI: 33				RPI 51-100				RPI 101+			
RPI	S	Opponent	Score	RPI	S	Opponent	Score	RPI	S	Opponent	Score	RPI	S	Opponent	Score	RPI	S	Opponent	Score
19	A	Texas A&M	68 70	49	A	Middle Tenn.	70 82	59	H	Kansas	73 59	140	H	Cornell	59 49				
								67	A	Texas	65 63	153	H	Auburn	80 65				
								86	H	Ohio	79 72	163	H	Robert Morris	66 61				
								94	H	Boise St.	77 65	195	A	SMU	57 56				
												199	H	Texas Tech	76 80				
												260	H	Texas St.	79 52				
												278	A	Army West Point	66 52				
												284	H	Nicholls St.	72 47				
LAST 10 Division I																			
199	H	Texas Tech	76 80	59	H	Kansas	73 59												
67	A	Texas	65 63	19	A	Texas A&M	68 70												
49	A	Middle Tenn.	70 82	153	H	Auburn	80 65												
260	H	Texas St.	79 52	94	H	Boise St.	77 65												
86	H	Ohio	79 72	278	A	Army West Point	66 52												

Non-Div I Games:

TCU

■ Loss,
■ Non-Conf, S Site,
■ Home
■ Away
N Neutral

Average RPI Win:	171	WON-LOST	WINNING	LAST 10	STRENGTH OF	OPP. STRENGTH	TEAM	ADJ.	CONF.	ADJ CONF.
Average RPI Loss:	45	RECORD	PCT. RANK	GAMES	SCHEDULE	OF SCHEDULE	RPI	RPI	RPI	RPI
DIV. I ONLY	10- 6	101	6-4	34	40	52	52	8	8	
DIV. I NON-CONF.	7- 5	130	3-4	31	51	65	65	8	8	
TOTALS	RPI 1-25	RPI 26-50	W-L RECORDS	RPI 51-100	RPI 101-150	RPI 150+				
10- 6	0- 3	0- 1	OVERALL	2- 1	2- 1	6- 0				
5- 3	0- 2	0- 1	HOME	1- 0	1- 0	3- 0				
5- 1	0- 0	0- 0	AWAY	1- 0	1- 1	3- 0				
0- 2	0- 1	0- 0	NEUTRAL	0- 1	0- 0	0- 0				
7- 5	0- 2	0- 1	NON-CONFERENCE	2- 1	1- 1	4- 0				
4- 2	0- 1	0- 1	HOME	1- 0	1- 0	2- 0				
3- 1	0- 0	0- 0	AWAY	1- 0	0- 1	2- 0				
0- 2	0- 1	0- 0	NEUTRAL	0- 1	0- 0	0- 0				
3- 1	0- 1	0- 0	CONFERENCE	0- 0	1- 0	2- 0				
1- 1	0- 1	0- 0	HOME	0- 0	0- 0	1- 0				
2- 0	0- 0	0- 0	AWAY	0- 0	1- 0	1- 0				
0- 0	0- 0	0- 0	NEUTRAL	0- 0	0- 0	0- 0				

RPI 1-25				RPI 26-50				RPI 51-100				RPI 101+			
RPI	S	Opponent	Score	RPI	S	Opponent	Score	RPI	S	Opponent	Score	RPI	S	Opponent	Score
2	H	South Carolina	71 78	35	H	FGCU	67 93	63	A	Bucknell	72 61	107	H	Duquesne	85 72
4	H	UConn	54 83					69	N	North Carolina	58 71	135	A	Houston	61 58
14	N	Creighton	59 69					88	H	Villanova	74 69	148	A	Saint Joseph's	63 67
												195	H	SMU	85 62
												206	A	La Salle	72 69
												208	A	Towson	74 59
												218	A	Tulsa	74 65
												230	H	Xavier	78 65
												257	H	Fairfield	77 59
LAST 10 Division I															
135	A	Houston	61 58	195	H	SMU	85 62	2	H	South Carolina	71 78				
218	A	Tulsa	74 65	208	A	Towson	74 59	14	N	Creighton	59 69				
206	A	La Salle	72 69	35	H	FGCU	67 93	69	N	North Carolina	58 71				
35	H	FGCU	67 93	88	H	Villanova	74 69								

Non-Div I Games:

Temple

Tennessee

Through Games Of Jan. 13, 2020

Average RPI Win:	219	WON-LOST	WINNING	LAST 10	STRENGTH OF	OPP. STRENGTH	TEAM	ADJ.	CONF.	ADJ CONF.
Average RPI Loss:	31	RECORD	PCT. RANK	GAMES	SCHEDULE	OF SCHEDULE	RPI	RPI	RPI	RPI
DIV. I ONLY	13- 3	32	7-3	258	68	74	74	5	5	
DIV. I NON-CONF.	10- 2	31	4-2	297	128	114	114	5	5	
TOTALS	RPI 1-25	RPI 26-50	W-L RECORDS	RPI 51-100	RPI 101-150	RPI 150+				
13- 3	0- 2	0- 0	OVERALL	1- 1	1- 0	11- 0				
9- 1	0- 0	0- 0	HOME	1- 1	0- 0	8- 0				
4- 2	0- 2	0- 0	AWAY	0- 0	1- 0	3- 0				
0- 0	0- 0	0- 0	NEUTRAL	0- 0	0- 0	0- 0				
10- 2	0- 1	0- 0	NON-CONFERENCE	0- 1	1- 0	9- 0				
7- 1	0- 0	0- 0	HOME	0- 1	0- 0	7- 0				
3- 1	0- 1	0- 0	AWAY	0- 0	1- 0	2- 0				
0- 0	0- 0	0- 0	NEUTRAL	0- 0	0- 0	0- 0				
3- 1	0- 1	0- 0	CONFERENCE	1- 0	0- 0	2- 0				
2- 0	0- 0	0- 0	HOME	1- 0	0- 0	1- 0				
1- 1	0- 1	0- 0	AWAY	0- 0	0- 0	1- 0				
0- 0	0- 0	0- 0	NEUTRAL	0- 0	0- 0	0- 0				

RPI 1-25				RPI 26-50				RPI 51-100 Team's RPI: 74				RPI 101+			
RPI	S	Opponent	Score	RPI	S	Opponent	Score	RPI	S	Opponent	Score	RPI	S	Opponent	Score
8	A	Stanford	51 78					67	H	Texas	60 66	124	A	Notre Dame	74 63
18	A	Kentucky	76 80					72	H	Georgia	73 56	161	H	Missouri	77 66
												186	A	Portland St.	88 61
												210	A	ETSU	72 68
												220	H	Howard	88 38
												223	H	Stetson	73 46
												246	H	Central Ark.	63 36
												251	A	Ole Miss	84 28
												254	H	Ark.-Pine Bluff	92 51
												259	H	Colorado St.	79 41
												313	H	Air Force	81 54
												331	H	Tennessee St.	73 43
LAST 10 Division I															
251	A	Ole Miss	84 28	72	H	Georgia	73 56								
18	A	Kentucky	76 80	8	A	Stanford	51 78								
161	H	Missouri	77 66	259	H	Colorado St.	79 41								
220	H	Howard	88 38	67	H	Texas	60 66								
186	A	Portland St.	88 61	313	H	Air Force	81 54								

Non-Div I Games:

Tennessee

■ Loss,
 ■ Non-Conf,
 ■ S Site,
 ■ H Home
 ■ A Away
 N Neutral

Tennessee St.

Through Games Of Jan. 13, 2020

Average RPI Win:	0	WON-LOST	WINNING	LAST 10	STRENGTH OF	OPP. STRENGTH	TEAM	ADJ.	CONF.	ADJ CONF.
Average RPI Loss:	185	RECORD	PCT. RANK	GAMES	SCHEDULE	OF SCHEDULE	RPI	RPI	RPI	RPI
DIV. I ONLY	0- 12	346	0-10	143	339	331	331	21	21	
DIV. I NON-CONF.	0- 8	338	0-6	92	323	319	319	23	23	
TOTALS	RPI 1-25	RPI 26-50	W-L RECORDS	RPI 51-100	RPI 101-150	RPI 150+				
0- 12	0- 0	0- 1	OVERALL	0- 3	0- 0	0- 8				
0- 7	0- 0	0- 0	HOME	0- 1	0- 0	0- 6				
0- 5	0- 0	0- 1	AWAY	0- 2	0- 0	0- 2				
0- 0	0- 0	0- 0	NEUTRAL	0- 0	0- 0	0- 0				
0- 8	0- 0	0- 1	NON-CONFERENCE	0- 2	0- 0	0- 5				
0- 5	0- 0	0- 0	HOME	0- 1	0- 0	0- 4				
0- 3	0- 0	0- 1	AWAY	0- 1	0- 0	0- 1				
0- 0	0- 0	0- 0	NEUTRAL	0- 0	0- 0	0- 0				
0- 4	0- 0	0- 0	CONFERENCE	0- 1	0- 0	0- 3				
0- 2	0- 0	0- 0	HOME	0- 0	0- 0	0- 2				
0- 2	0- 0	0- 0	AWAY	0- 1	0- 0	0- 1				
0- 0	0- 0	0- 0	NEUTRAL	0- 0	0- 0	0- 0				

RPI S	Opponent	Score	RPI S	Opponent	Score	RPI S	Opponent	Score	RPI S	Opponent	Score	Team's RPI: 331
50	A Arizona	42 77	54	H Vanderbilt	55 106	169	H North Ala.	63 88	172	H Columbia	65 75	
			74	A Tennessee	43 73	193	A Southeast Mo. St.	54 83	243	H Eastern Ill.	52 73	
			77	A UT Martin	71 88	267	H Lipscomb	64 74	275	A South Alabama	48 70	
						315	H SIUE	63 76	329	H Alcorn	57 62	
LAST 10 Division I												
77	A UT Martin	71 88	193	A Southeast Mo. St.	54 83							
315	H SIUE	63 76	267	H Lipscomb	64 74							
243	H Eastern Ill.	52 73	275	A South Alabama	48 70							
172	H Columbia	65 75	54	H Vanderbilt	55 106							
50	A Arizona	42 77	329	H Alcorn	57 62							

Non-Div I Games: Wilberforce 83 65 Fisk 91 50

Tennessee St.

Loss, Non-Conf, S Site, H Home A Away N Neutral

Tennessee Tech

Through Games Of Jan. 13, 2020

Average RPI Win:	259	WON-LOST	WINNING	LAST 10	STRENGTH OF	OPP. STRENGTH	TEAM	ADJ.	CONF.	ADJ CONF.
Average RPI Loss:	102	RECORD	PCT. RANK	GAMES	SCHEDULE	OF SCHEDULE	RPI	RPI	RPI	RPI
DIV. I ONLY	9- 4	69	8-2	333	137	164	164	21	21	
DIV. I NON-CONF.	5- 4	140	4-2	346	79	245	245	23	23	
TOTALS	RPI 1-25	RPI 26-50	W-L RECORDS	RPI 51-100	RPI 101-150	RPI 150+				
9- 4	0- 0	0- 1	OVERALL	0- 2	1- 0	8- 1				
4- 0	0- 0	0- 0	HOME	0- 0	1- 0	3- 0				
4- 3	0- 0	0- 1	AWAY	0- 2	0- 0	4- 0				
1- 1	0- 0	0- 0	NEUTRAL	0- 0	0- 0	1- 1				
5- 4	0- 0	0- 1	NON-CONFERENCE	0- 2	0- 0	5- 1				
2- 0	0- 0	0- 0	HOME	0- 0	0- 0	2- 0				
2- 3	0- 0	0- 1	AWAY	0- 2	0- 0	2- 0				
1- 1	0- 0	0- 0	NEUTRAL	0- 0	0- 0	1- 1				
4- 0	0- 0	0- 0	CONFERENCE	0- 0	1- 0	3- 0				
2- 0	0- 0	0- 0	HOME	0- 0	1- 0	1- 0				
2- 0	0- 0	0- 0	AWAY	0- 0	0- 0	2- 0				
0- 0	0- 0	0- 0	NEUTRAL	0- 0	0- 0	0- 0				

RPI S	Opponent	Score	RPI S	Opponent	Score	RPI S	Opponent	Score	RPI S	Opponent	Score	Team's RPI: 164
49	A Middle Tenn.	58 64	54	A Vanderbilt	61 75	139	H Austin Peay	58 49	151	A Samford	72 57	
			93	A Southern Ill.	65 76	212	N Northern Ill.	74 82	216	H Murray St.	77 72	
						263	A Eastern Ky.	60 42	267	H Lipscomb	78 58	
						283	A Morehead St.	75 55	325	N Detroit Mercy	69 47	
						335	A Western Caro.	62 58	349	H La.-Monroe	75 68	
LAST 10 Division I												
139	H Austin Peay	58 49	216	H Murray St.	77 72							
283	A Morehead St.	75 55	54	A Vanderbilt	61 75							
263	A Eastern Ky.	60 42	325	N Detroit Mercy	69 47							
267	H Lipscomb	78 58	212	N Northern Ill.	74 82							
335	A Western Caro.	62 58	151	A Samford	72 57							

Non-Div I Games: Tenn. Wesleyan 94 45 Cumberland (TN) 88 51

Tennessee Tech

Loss, Non-Conf, S Site, H Home A Away N Neutral

Average RPI Win:	193	WON-LOST	WINNING	LAST 10	STRENGTH OF	OPP. STRENGTH	TEAM	ADJ.	CONF.	ADJ CONF.
Average RPI Loss:	67	RECORD	PCT. RANK	GAMES	SCHEDULE	OF SCHEDULE	RPI	RPI	RPI	RPI
DIV. I ONLY	9- 6	121	6-4	40	124	67	67	4	4	
DIV. I NON-CONF.	8- 4	90	5-2	103	187	90	90	4	4	
TOTALS	RPI 1-25	RPI 26-50	W-L RECORDS	RPI 51-100	RPI 101-150	RPI 150+				
9- 6	1- 2	0- 2	OVERALL	3- 1	0- 0	5- 1				
6- 2	1- 0	0- 2	HOME	1- 0	0- 0	4- 0				
2- 3	0- 1	0- 0	AWAY	2- 1	0- 0	0- 1				
1- 1	0- 1	0- 0	NEUTRAL	0- 0	0- 0	1- 0				
8- 4	1- 1	0- 1	NON-CONFERENCE	2- 1	0- 0	5- 1				
6- 1	1- 0	0- 1	HOME	1- 0	0- 0	4- 0				
1- 2	0- 0	0- 0	AWAY	1- 1	0- 0	0- 1				
1- 1	0- 1	0- 0	NEUTRAL	0- 0	0- 0	1- 0				
1- 2	0- 1	0- 1	CONFERENCE	1- 0	0- 0	0- 0				
0- 1	0- 0	0- 1	HOME	0- 0	0- 0	0- 0				
1- 1	0- 1	0- 0	AWAY	1- 0	0- 0	0- 0				
0- 0	0- 0	0- 0	NEUTRAL	0- 0	0- 0	0- 0				

RPI 1-25				RPI 26-50				RPI 51-100 Team's RPI: 67				RPI 101+			
RPI	S	Opponent	Score	RPI	S	Opponent	Score	RPI	S	Opponent	Score	RPI	S	Opponent	Score
8	H	Stanford	69 64	33	H	TCU	63 65	73	A	South Fla.	57 64	200	A	Hawaii	60 73
21	N	NC State	73 84	50	H	Arizona	58 83	74	A	Tennessee	66 60	258	H	Southern U.	93 39
22	A	West Virginia	63 68					82	A	Iowa St.	81 75	262	N	North Texas	63 57
								86	H	Ohio	73 60	297	H	UTSA	84 53
												323	H	UTRGV	85 69
												344	H	Northwestern St.	91 49
LAST 10 Division I															
82	A	Iowa St.	81 75	22	A	West Virginia	63 68								
33	H	TCU	63 65	74	A	Tennessee	66 60								
344	H	Northwestern St.	91 49	200	A	Hawaii	60 73								
8	H	Stanford	69 64	262	N	North Texas	63 57								
86	H	Ohio	73 60	21	N	NC State	73 84								

Non-Div I Games:

Texas

Average RPI Win:	134	WON-LOST	WINNING	LAST 10	STRENGTH OF	OPP. STRENGTH	TEAM	ADJ.	CONF.	ADJ CONF.
Average RPI Loss:	26	RECORD	PCT. RANK	GAMES	SCHEDULE	OF SCHEDULE	RPI	RPI	RPI	RPI
DIV. I ONLY	14- 2	16	9-1	37	22	19	19	5	5	
DIV. I NON-CONF.	12- 1	9	7-0	68	13	13	13	5	5	
TOTALS	RPI 1-25	RPI 26-50	W-L RECORDS	RPI 51-100	RPI 101-150	RPI 150+				
14- 2	0- 1	5- 1	OVERALL	0- 0	4- 0	5- 0				
9- 1	0- 0	3- 1	HOME	0- 0	1- 0	5- 0				
3- 0	0- 0	1- 0	AWAY	0- 0	2- 0	0- 0				
2- 1	0- 1	1- 0	NEUTRAL	0- 0	1- 0	0- 0				
12- 1	0- 1	4- 0	NON-CONFERENCE	0- 0	4- 0	4- 0				
8- 0	0- 0	3- 0	HOME	0- 0	1- 0	4- 0				
2- 0	0- 0	0- 0	AWAY	0- 0	2- 0	0- 0				
2- 1	0- 1	1- 0	NEUTRAL	0- 0	1- 0	0- 0				
2- 1	0- 0	1- 1	CONFERENCE	0- 0	0- 0	1- 0				
1- 1	0- 0	0- 1	HOME	0- 0	0- 0	1- 0				
1- 0	0- 0	1- 0	AWAY	0- 0	0- 0	0- 0				
0- 0	0- 0	0- 0	NEUTRAL	0- 0	0- 0	0- 0				

RPI S	Opponent	Score	RPI S	Opponent	Score	RPI S	Opponent	Score	RPI S	Opponent	Score
17 N	Florida St.	58 80	29 N	Georgia Tech	60 48				102 A	Southern California	74 64
			33 H	TCU	70 68				111 N	Montana St.	78 67
			34 H	LSU	54 57				135 H	Houston	72 43
			40 H	Duke	79 58				138 A	Rice	62 61
			45 H	Oklahoma St.	74 62				194 H	A&M-Corpus Christi	85 48
			46 A	Arkansas	84 77				197 H	Little Rock	78 35
									246 H	Central Ark.	76 46
									251 H	Ole Miss	79 35
									306 H	Prairie View	80 38
LAST 10 Division I											
251 H	Ole Miss	79 35	34 H	LSU	54 57						
46 A	Arkansas	84 77	135 H	Houston	72 43						
194 H	A&M-Corpus Christi	85 48	33 H	TCU	70 68						
111 N	Montana St.	78 67	45 H	Oklahoma St.	74 62						
29 N	Georgia Tech	60 48	246 H	Central Ark.	76 46						

Non-Div I Games:

Texas A&M

Texas Southern

Through Games Of Jan. 13, 2020

Average RPI Win:	227	WON-LOST	WINNING	LAST 10	STRENGTH OF	OPP. STRENGTH	TEAM	ADJ.	CONF.	ADJ CONF.
Average RPI Loss:	73	RECORD	PCT. RANK	GAMES	SCHEDULE	OF SCHEDULE	RPI	RPI	RPI	RPI
DIV. I ONLY	8- 6	134	7-3	157	83	96	96	31	31	
DIV. I NON-CONF.	5- 6	187	4-3	43	52	59	59	28	28	
TOTALS	RPI 1-25	RPI 26-50	W-L RECORDS	RPI 51-100	RPI 101-150	RPI 150+				
8- 6	0- 2	0- 1	OVERALL	0- 1	2- 1	6- 1				
4- 0	0- 0	0- 0	HOME	0- 0	1- 0	3- 0				
4- 4	0- 2	0- 1	AWAY	0- 1	1- 0	3- 0				
0- 2	0- 0	0- 0	NEUTRAL	0- 0	0- 1	0- 1				
5- 6	0- 2	0- 1	NON-CONFERENCE	0- 1	2- 1	3- 1				
1- 0	0- 0	0- 0	HOME	0- 0	1- 0	0- 0				
4- 4	0- 2	0- 1	AWAY	0- 1	1- 0	3- 0				
0- 2	0- 0	0- 0	NEUTRAL	0- 0	0- 1	0- 1				
3- 0	0- 0	0- 0	CONFERENCE	0- 0	0- 0	3- 0				
3- 0	0- 0	0- 0	HOME	0- 0	0- 0	3- 0				
0- 0	0- 0	0- 0	AWAY	0- 0	0- 0	0- 0				
0- 0	0- 0	0- 0	NEUTRAL	0- 0	0- 0	0- 0				

RPI 1-25				RPI 26-50				RPI 51-100				Team's RPI: 96	RPI 101+			
RPI	S	Opponent	Score	RPI	S	Opponent	Score	RPI	S	Opponent	Score		RPI	S	Opponent	Score
7	A	Gonzaga	45 80	41	A	Colorado	50 74	82	A	Iowa St.	59 79		110	A	UT Arlington	74 63
12	A	Oregon	63 99										137	N	Utah	52 61
													138	H	Rice	63 56
													152	A	Tulane	72 62
													159	N	UAB	68 84
													200	A	Hawaii	74 57
													258	H	Southern U.	61 56
													306	H	Prairie View	88 65
													323	A	UTRGV	71 44
													329	H	Alcorn	105 70
LAST 10 Division I																
329	H	Alcorn	105 70	306	H	Prairie View	88 65									
258	H	Southern U.	61 56	7	A	Gonzaga	45 80									
110	A	UT Arlington	74 63	138	H	Rice	63 56									
159	N	UAB	68 84	41	A	Colorado	50 74									
152	A	Tulane	72 62	200	A	Hawaii	74 57									

Non-Div I Games:

Texas Southern

Loss, Non-Conf, S Site, H Home A Away N Neutral

Average RPI Win: 217		WON-LOST	WINNING	LAST 10	STRENGTH OF	OPP. STRENGTH	TEAM	ADJ.	CONF.	ADJ CONF.
Average RPI Loss: 177		RECORD	PCT. RANK	GAMES	SCHEDULE	OF SCHEDULE	RPI	RPI	RPI	RPI
DIV. I ONLY		5- 8	231	4-6	250	225	260	260	22	22
DIV. I NON-CONF.		5- 4	140	4-2	231	246	155	155	21	21
TOTALS	RPI 1-25	RPI 26-50		W-L RECORDS		RPI 51-100	RPI 101-150	RPI 150+		
5- 8	0- 0	0- 1		OVERALL		0- 1	1- 1	4- 5		
4- 2	0- 0	0- 0		HOME		0- 0	1- 0	3- 2		
1- 6	0- 0	0- 1		AWAY		0- 1	0- 1	1- 3		
0- 0	0- 0	0- 0		NEUTRAL		0- 0	0- 0	0- 0		
5- 4	0- 0	0- 1		NON-CONFERENCE		0- 1	1- 0	4- 2		
4- 0	0- 0	0- 0		HOME		0- 0	1- 0	3- 0		
1- 4	0- 0	0- 1		AWAY		0- 1	0- 0	1- 2		
0- 0	0- 0	0- 0		NEUTRAL		0- 0	0- 0	0- 0		
0- 4	0- 0	0- 0		CONFERENCE		0- 0	0- 1	0- 3		
0- 2	0- 0	0- 0		HOME		0- 0	0- 0	0- 2		
0- 2	0- 0	0- 0		AWAY		0- 0	0- 1	0- 1		
0- 0	0- 0	0- 0		NEUTRAL		0- 0	0- 0	0- 0		

RPI 1-25				RPI 26-50				RPI 51-100				RPI 101+				Team's RPI: 260	
RPI	S	Opponent	Score	RPI	S	Opponent	Score	RPI	S	Opponent	Score	RPI	S	Opponent	Score		
				33	A	TCU	52 79	59	A	Kansas	48 68	101	H	New Orleans	51 49		
												104	A	Coastal Caro.	67 75		
												165	A	Dartmouth	61 51		
												194	H	A&M-Corpus Christi	57 48		
												197	H	Little Rock	66 78		
												213	H	Arkansas St.	53 56		
												239	A	Oral Roberts	57 63		
												271	A	Appalachian St.	65 73		
												296	A	Morgan St.	62 72		
												297	H	UTSA	74 69		
												329	H	Alcorn	67 59		
EAST 10 Division I																	
				104	A	Coastal Caro.	67 75	271	A	Appalachian St.	65 73						
				213	H	Arkansas St.	53 56	296	A	Morgan St.	62 72						
				197	H	Little Rock	66 78	165	A	Dartmouth	61 51						
				329	H	Alcorn	67 59	297	H	UTSA	74 69						
				33	A	TCU	52 79	194	H	A&M-Corpus Christi	57 48						

Non-Div I Games:	Texas Lutheran	72	31	Tex. Permian Basin	83	45
------------------	----------------	----	----	--------------------	----	----

Texas St.

■ Loss, ■ Non-Conf, S Site, H Home A Away N Neutral

Average RPI Win:	262	WON-LOST	WINNING	LAST 10	STRENGTH OF	OPP. STRENGTH	TEAM	ADJ.	CONF.	ADJ CONF.
Average RPI Loss:	119	RECORD	PCT. RANK	GAMES	SCHEDULE	OF SCHEDULE	RPI	RPI	RPI	RPI
DIV. I ONLY	12- 2	24	8-2	348	250	199	199	4	4	
DIV. I NON-CONF.	11- 0	1	7-0	351	325	173	173	4	4	
TOTALS	RPI 1-25	RPI 26-50	W-L RECORDS	RPI 51-100	RPI 101-150	RPI 150+				
12- 2	0- 0	1- 0	OVERALL	0- 1	1- 0	10- 1				
9- 2	0- 0	0- 0	HOME	0- 1	1- 0	8- 1				
2- 0	0- 0	1- 0	AWAY	0- 0	0- 0	1- 0				
1- 0	0- 0	0- 0	NEUTRAL	0- 0	0- 0	1- 0				
11- 0	0- 0	0- 0	NON-CONFERENCE	0- 0	1- 0	10- 0				
9- 0	0- 0	0- 0	HOME	0- 0	1- 0	8- 0				
1- 0	0- 0	0- 0	AWAY	0- 0	0- 0	1- 0				
1- 0	0- 0	0- 0	NEUTRAL	0- 0	0- 0	1- 0				
1- 2	0- 0	1- 0	CONFERENCE	0- 1	0- 0	0- 1				
0- 2	0- 0	0- 0	HOME	0- 1	0- 0	0- 1				
1- 0	0- 0	1- 0	AWAY	0- 0	0- 0	0- 0				
0- 0	0- 0	0- 0	NEUTRAL	0- 0	0- 0	0- 0				

RPI 1-25			RPI 26-50			RPI 51-100			RPI 101+			Team's RPI: 199
RPI	S	Opponent	Score	RPI	S	Opponent	Score	RPI	S	Opponent	Score	
				33	A	TCU	80 76	82	H	Iowa St.	66 96	
								141	H	Sam Houston St.	99 57	
								155	H	Kansas St.	72 76	
								190	A	San Diego	64 60	
								251	H	Ole Miss	84 48	
								254	H	Ark.-Pine Bluff	81 55	
								297	H	UTSA	115 58	
								306	H	Prairie View	82 48	
								307	H	Houston Baptist	59 51	
								322	N	Purdue Fort Wayne	82 48	
								344	H	Northwestern St.	79 49	
								349	H	La.-Monroe	83 38	
								350	H	Florida A&M	98 60	
LAST 10 Division I												
				33	A	TCU	80 76	155	H	Kansas St.	72 76	
				82	H	Iowa St.	66 96	306	H	Prairie View	82 48	
				297	H	UTSA	115 58	307	H	Houston Baptist	59 51	
				349	H	La.-Monroe	83 38	251	H	Ole Miss	84 48	
				254	H	Ark.-Pine Bluff	81 55	190	A	San Diego	64 60	

Non-Div I Games:

Texas Tech

■ Loss,
 ■ Non-Conf, S Site,
 ■ Home
 ■ Away
 N Neutral

Average RPI Win:	204	WON-LOST	WINNING	LAST 10	STRENGTH OF	OPP. STRENGTH	TEAM	ADJ.	CONF.	ADJ CONF.
Average RPI Loss:	130	RECORD	PCT. RANK	GAMES	SCHEDULE	OF SCHEDULE	RPI	RPI	RPI	RPI
DIV. I ONLY	7- 7	169	6-4	175	201	178	178	10	10	
DIV. I NON-CONF.	5- 6	187	4-3	223	233	220	220	10	10	
TOTALS	RPI 1-25	RPI 26-50	W-L RECORDS	RPI 51-100	RPI 101-150	RPI 150+				
7- 7	0- 0	0- 0	OVERALL	3- 1	0- 4	4- 2				
3- 3	0- 0	0- 0	HOME	2- 0	0- 1	1- 2				
3- 3	0- 0	0- 0	AWAY	0- 0	0- 3	3- 0				
1- 1	0- 0	0- 0	NEUTRAL	1- 1	0- 0	0- 0				
5- 6	0- 0	0- 0	NON-CONFERENCE	2- 1	0- 3	3- 2				
2- 3	0- 0	0- 0	HOME	1- 0	0- 1	1- 2				
2- 2	0- 0	0- 0	AWAY	0- 0	0- 2	2- 0				
1- 1	0- 0	0- 0	NEUTRAL	1- 1	0- 0	0- 0				
2- 1	0- 0	0- 0	CONFERENCE	1- 0	0- 1	1- 0				
1- 0	0- 0	0- 0	HOME	1- 0	0- 0	0- 0				
1- 1	0- 0	0- 0	AWAY	0- 0	0- 1	1- 0				
0- 0	0- 0	0- 0	NEUTRAL	0- 0	0- 0	0- 0				

RPI 1-25			RPI 26-50			RPI 51-100			RPI 101+			Team's RPI: 178
RPI	S	Opponent	Score	RPI	S	Opponent	Score	RPI	S	Opponent	Score	
						65 N Pacific	66 65	107 A Duquesne		74 79		
						70 N Troy	64 71	116 H Dayton		42 60		
						80 H Buffalo	71 59	124 A Notre Dame		51 54		
						91 H Belmont	53 48	143 A Western Mich.		72 84		
								174 H Valparaiso		54 61		
								179 H Memphis		76 83		
								212 A Northern Ill.		63 51		
								320 A Georgia St.		74 48		
								325 A Detroit Mercy		82 64		
								333 H Canisius		83 65		
LAST 10 Division I												
						80 H Buffalo	71 59	212 A Northern Ill.		63 51		
						143 A Western Mich.	72 84	325 A Detroit Mercy		82 64		
						333 H Canisius	83 65	107 A Duquesne		74 79		
						65 N Pacific	66 65	91 H Belmont		53 48		
						70 N Troy	64 71	174 H Valparaiso		54 61		

Non-Div I Games:

Toledo

Average RPI Win:	180	WON-LOST	WINNING	LAST 10	STRENGTH OF	OPP. STRENGTH	TEAM	ADJ.	CONF.	ADJ CONF.
Average RPI Loss:	126	RECORD	PCT. RANK	GAMES	SCHEDULE	OF SCHEDULE	RPI	RPI	RPI	RPI
DIV. I ONLY	5- 8	231	5-5	87	84	208	208	14	14	
DIV. I NON-CONF.	4- 6	212	4-3	155	70	216	216	13	13	
TOTALS	RPI 1-25	RPI 26-50	W-L RECORDS	RPI 51-100	RPI 101-150	RPI 150+				
5- 8	0- 2	1- 0	OVERALL	0- 2	0- 1	4- 3				
4- 4	0- 0	1- 0	HOME	0- 2	0- 1	3- 1				
0- 3	0- 1	0- 0	AWAY	0- 0	0- 0	0- 2				
1- 1	0- 1	0- 0	NEUTRAL	0- 0	0- 0	1- 0				
4- 6	0- 2	0- 0	NON-CONFERENCE	0- 1	0- 0	4- 3				
3- 2	0- 0	0- 0	HOME	0- 1	0- 0	3- 1				
0- 3	0- 1	0- 0	AWAY	0- 0	0- 0	0- 2				
1- 1	0- 1	0- 0	NEUTRAL	0- 0	0- 0	1- 0				
1- 2	0- 0	1- 0	CONFERENCE	0- 1	0- 1	0- 0				
1- 2	0- 0	1- 0	HOME	0- 1	0- 1	0- 0				
0- 0	0- 0	0- 0	AWAY	0- 0	0- 0	0- 0				
0- 0	0- 0	0- 0	NEUTRAL	0- 0	0- 0	0- 0				

RPI 1-25				RPI 26-50				RPI 51-100				RPI 101+ Team's RPI: 208			
RPI	S	Opponent	Score	RPI	S	Opponent	Score	RPI	S	Opponent	Score	RPI	S	Opponent	Score
10	N	Iowa	72 100	43	H	James Madison	76 75	52	H	Temple	59 74	150	H	William & Mary	75 83
25	A	Rutgers	53 67					87	H	Elon	61 74	158	N	Iona	75 58
												190	A	San Diego	67 81
												205	H	American	63 60
												211	H	Penn St.	67 73
												214	H	Mt. St. Mary's	73 57
												281	H	Marshall	59 56
												282	A	San Diego St.	72 80
LAST 10 Division I															
150	H	William & Mary	75 83	43	H	James Madison	76 75	158	N	Iona	75 58	10	N	Iowa	72 100
87	H	Elon	61 74					205	H	American	63 60	214	H	Mt. St. Mary's	73 57
281	H	Marshall	59 56												
25	A	Rutgers	53 67												
52	H	Temple	59 74												

Non-Div I Games: Chestnut Hill 86 49

Towson

Loss, Non-Conf, S Site, H Home A Away N Neutral

Average RPI Win:	210	WON-LOST	WINNING	LAST 10	STRENGTH OF	OPP. STRENGTH	TEAM	ADJ.	CONF.	ADJ CONF.
Average RPI Loss:	60	RECORD	PCT. RANK	GAMES	SCHEDULE	OF SCHEDULE	RPI	RPI	RPI	RPI
DIV. I ONLY	10- 3	49	8-2	203	141	70	70	22	22	
DIV. I NON-CONF.	7- 2	56	5-1	224	32	50	50	21	21	
TOTALS	RPI 1-25	RPI 26-50	W-L RECORDS	RPI 51-100	RPI 101-150	RPI 150+				
10- 3	0- 1	0- 1	OVERALL	0- 0	2- 1	8- 0				
4- 1	0- 0	0- 0	HOME	0- 0	1- 1	3- 0				
4- 2	0- 1	0- 1	AWAY	0- 0	0- 0	4- 0				
2- 0	0- 0	0- 0	NEUTRAL	0- 0	1- 0	1- 0				
7- 2	0- 1	0- 1	NON-CONFERENCE	0- 0	1- 0	6- 0				
2- 0	0- 0	0- 0	HOME	0- 0	0- 0	2- 0				
3- 2	0- 1	0- 1	AWAY	0- 0	0- 0	3- 0				
2- 0	0- 0	0- 0	NEUTRAL	0- 0	1- 0	1- 0				
3- 1	0- 0	0- 0	CONFERENCE	0- 0	1- 1	2- 0				
2- 1	0- 0	0- 0	HOME	0- 0	1- 1	1- 0				
1- 0	0- 0	0- 0	AWAY	0- 0	0- 0	1- 0				
0- 0	0- 0	0- 0	NEUTRAL	0- 0	0- 0	0- 0				

RPI 1-25				RPI 26-50				RPI 51-100				Team's RPI: 70	RPI 101+			
RPI	S	Opponent	Score	RPI	S	Opponent	Score	RPI	S	Opponent	Score		RPI	S	Opponent	Score
13	A	Mississippi St.	82 122	40	A	Duke	85 99						104	H	Coastal Caro.	84 77
													122	N	Kent St.	71 64
													128	H	Louisiana	73 79
													151	A	Samford	74 65
													178	N	Toledo	71 64
													181	A	Bethune-Cookman	68 62
													210	H	ETSU	79 61
													222	A	Chattanooga	90 51
													271	H	Appalachian St.	84 55
													310	H	Jacksonville St.	94 64
													349	A	La.-Monroe	72 65
LAST 10 Division I																
349	A	La.-Monroe	72 65	128	H	Louisiana	73 79									
271	H	Appalachian St.	84 55	222	A	Chattanooga	90 51									
104	H	Coastal Caro.	84 77	210	H	ETSU	79 61									
122	N	Kent St.	71 64	181	A	Bethune-Cookman	68 62									
178	N	Toledo	71 64	40	A	Duke	85 99									

Non-Div I Games: AUM 72 42 Fort Valley St. 101 52

Troy

Tulane

Through Games Of Jan. 13, 2020

Average RPI Win:	191	WON-LOST	WINNING	LAST 10	STRENGTH OF	OPP. STRENGTH	TEAM	ADJ.	CONF.	ADJ CONF.
Average RPI Loss:	90	RECORD	PCT. RANK	GAMES	SCHEDULE	OF SCHEDULE	RPI	RPI	RPI	RPI
DIV. I ONLY	8- 8	169	5-5	65	134	152	152	8	8	
DIV. I NON-CONF.	5- 8	221	2-5	61	139	172	172	8	8	
TOTALS	RPI 1-25	RPI 26-50	W-L RECORDS	RPI 51-100	RPI 101-150	RPI 150+				
8- 8	0- 0	0- 4	OVERALL	1- 2	1- 1	6- 1				
5- 6	0- 0	0- 3	HOME	0- 2	0- 0	5- 1				
3- 0	0- 0	0- 0	AWAY	1- 0	1- 0	1- 0				
0- 2	0- 0	0- 1	NEUTRAL	0- 0	0- 1	0- 0				
5- 8	0- 0	0- 4	NON-CONFERENCE	1- 2	0- 1	4- 1				
3- 6	0- 0	0- 3	HOME	0- 2	0- 0	3- 1				
2- 0	0- 0	0- 0	AWAY	1- 0	0- 0	1- 0				
0- 2	0- 0	0- 1	NEUTRAL	0- 0	0- 1	0- 0				
3- 0	0- 0	0- 0	CONFERENCE	0- 0	1- 0	2- 0				
2- 0	0- 0	0- 0	HOME	0- 0	0- 0	2- 0				
1- 0	0- 0	0- 0	AWAY	0- 0	1- 0	0- 0				
0- 0	0- 0	0- 0	NEUTRAL	0- 0	0- 0	0- 0				

RPI S	Opponent	Score	RPI S	Opponent	Score	RPI S	Opponent	Score	RPI S	Opponent	Score	Team's RPI: 152
34	H LSU	54 59	75	H Alabama	56 66	105	N Boston College	76 89				
41	H Colorado	52 62	83	A Washington	64 62	144	A Wichita St.	61 56				
48	N Charlotte	56 60	96	H Texas Southern	62 72	176	H Jackson St.	82 46				
49	H Middle Tenn.	62 64				179	H Memphis	59 55				
						198	A Southern Miss.	62 58				
						218	H Tulsa	64 62				
						246	H Central Ark.	65 38				
						275	H South Alabama	53 62				
						287	H Ga. Southern	56 40				
LAST 10 Division I												
218	H Tulsa	64 62	179	H Memphis	59 55							
144	A Wichita St.	61 56	275	H South Alabama	53 62							
287	H Ga. Southern	56 40	198	A Southern Miss.	62 58							
41	H Colorado	52 62	48	N Charlotte	56 60							
96	H Texas Southern	62 72	105	N Boston College	76 89							

Non-Div I Games:

Tulane

Loss, Non-Conf, S Site, H Home A Away N Neutral

Tulsa

Through Games Of Jan. 13, 2020

Average RPI Win:	236	WON-LOST	WINNING	LAST 10	STRENGTH OF	OPP. STRENGTH	TEAM	ADJ.	CONF.	ADJ CONF.
Average RPI Loss:	103	RECORD	PCT. RANK	GAMES	SCHEDULE	OF SCHEDULE	RPI	RPI	RPI	RPI
DIV. I ONLY	5- 11	262	2-8	92	94	218	218	8	8	
DIV. I NON-CONF.	5- 8	221	2-5	102	155	194	194	8	8	
TOTALS	RPI 1-25	RPI 26-50	W-L RECORDS	RPI 51-100	RPI 101-150	RPI 150+				
5- 11	0- 0	0- 4	OVERALL	0- 2	0- 2	5- 3				
4- 4	0- 0	0- 1	HOME	0- 2	0- 1	4- 0				
1- 5	0- 0	0- 1	AWAY	0- 0	0- 1	1- 3				
0- 2	0- 0	0- 2	NEUTRAL	0- 0	0- 0	0- 0				
5- 8	0- 0	0- 4	NON-CONFERENCE	0- 0	0- 2	5- 2				
4- 2	0- 0	0- 1	HOME	0- 0	0- 1	4- 0				
1- 4	0- 0	0- 1	AWAY	0- 0	0- 1	1- 2				
0- 2	0- 0	0- 2	NEUTRAL	0- 0	0- 0	0- 0				
0- 3	0- 0	0- 0	CONFERENCE	0- 2	0- 0	0- 1				
0- 2	0- 0	0- 0	HOME	0- 2	0- 0	0- 0				
0- 1	0- 0	0- 0	AWAY	0- 0	0- 0	0- 1				
0- 0	0- 0	0- 0	NEUTRAL	0- 0	0- 0	0- 0				

RPI S	Opponent	Score	RPI S	Opponent	Score	RPI S	Opponent	Score	RPI S	Opponent	Score	Team's RPI: 218
32 N	Marquette	60 61	52 H	Temple	65 74	114 A	Abilene Christian	63 73				
45 H	Oklahoma St.	48 78	73 H	South Fla.	52 68	149 H	SFA	63 67				
46 A	Arkansas	41 91				152 A	Tulane	62 64				
47 N	Western Ky.	63 76				197 A	Little Rock	51 63				
						203 A	UTEP	58 51				
						213 H	Arkansas St.	79 77				
						223 A	Stetson	60 66				
						239 H	Oral Roberts	67 65				
						259 H	Colorado St.	61 55				
						266 H	LMU (CA)	75 56				
LAST 10 Division I												
152 A	Tulane	62 64	73 H	South Fla.	52 68							
52 H	Temple	65 74	46 A	Arkansas	41 91							
203 A	UTEP	58 51	197 A	Little Rock	51 63							
259 H	Colorado St.	61 55	114 A	Abilene Christian	63 73							
223 A	Stetson	60 66	32 N	Marquette	60 61							

Non-Div I Games:

Tulsa

■ Loss,
 ■ Non-Conf,
 ■ S Site,
 ■ H Home
 ■ A Away
 N Neutral

Average RPI Win:	194	WON-LOST	WINNING	LAST 10	STRENGTH OF	OPP. STRENGTH	TEAM	ADJ.	CONF.	ADJ CONF.
Average RPI Loss:	104	RECORD	PCT. RANK	GAMES	SCHEDULE	OF SCHEDULE	RPI	RPI	RPI	RPI
DIV. I ONLY	7- 7	169	5-5	138	112	159	159	13	13	
DIV. I NON-CONF.	6- 4	122	4-2	227	92	150	150	15	15	
TOTALS	RPI 1-25	RPI 26-50	W-L RECORDS	RPI 51-100	RPI 101-150	RPI 150+				
7- 7	0- 0	1- 4	OVERALL	1- 1	0- 0	5- 2				
5- 2	0- 0	1- 1	HOME	0- 1	0- 0	4- 0				
1- 4	0- 0	0- 2	AWAY	0- 0	0- 0	1- 2				
1- 1	0- 0	0- 1	NEUTRAL	1- 0	0- 0	0- 0				
6- 4	0- 0	0- 2	NON-CONFERENCE	1- 1	0- 0	5- 1				
4- 1	0- 0	0- 0	HOME	0- 1	0- 0	4- 0				
1- 2	0- 0	0- 1	AWAY	0- 0	0- 0	1- 1				
1- 1	0- 0	0- 1	NEUTRAL	1- 0	0- 0	0- 0				
1- 3	0- 0	1- 2	CONFERENCE	0- 0	0- 0	0- 1				
1- 1	0- 0	1- 1	HOME	0- 0	0- 0	0- 0				
0- 2	0- 0	0- 1	AWAY	0- 0	0- 0	0- 1				
0- 0	0- 0	0- 0	NEUTRAL	0- 0	0- 0	0- 0				

RPI 1-25				RPI 26-50				RPI 51-100				RPI 101+				Team's RPI: 159	
RPI	S	Opponent	Score	RPI	S	Opponent	Score	RPI	S	Opponent	Score	RPI	S	Opponent	Score		
				39	A	Oklahoma	75 82	94	H	Boise St.	81 83	151	H	Samford	76 69		
				41	N	Colorado	69 77	96	N	Texas Southern	84 68	153	H	Auburn	80 75		
				44	H	Old Dominion	76 65					179	A	Memphis	52 77		
				47	A	Western Ky.	65 69					275	H	South Alabama	77 61		
				48	H	Charlotte	75 83					281	A	Marshall	56 61		
												308	H	McNeese	97 70		
												329	A	Alcorn	86 65		
LAST 10 Division I																	
				47	A	Western Ky.	65 69	281	A	Marshall	56 61						
				44	H	Old Dominion	76 65	329	A	Alcorn	86 65						
				48	H	Charlotte	75 83	179	A	Memphis	52 77						
				96	N	Texas Southern	84 68	151	H	Samford	76 69						
				41	N	Colorado	69 77	308	H	McNeese	97 70						

Non-Div I Games: Ala.-Huntsville 74 57 Tuskegee 103 60

UAB

Loss, Non-Conf, S Site, H Home A Away N Neutral

UC Davis

Through Games Of Jan. 13, 2020

Average RPI Win:	237	WON-LOST	WINNING	LAST 10	STRENGTH OF	OPP. STRENGTH	TEAM	ADJ.	CONF.	ADJ CONF.
Average RPI Loss:	136	RECORD	PCT. RANK	GAMES	SCHEDULE	OF SCHEDULE	RPI	RPI	RPI	RPI
DIV. I ONLY	5- 9	242	5-5	184	170	232	232	26	26	
DIV. I NON-CONF.	4- 8	235	4-4	150	210	225	225	26	26	
TOTALS	RPI 1-25	RPI 26-50	W-L RECORDS	RPI 51-100	RPI 101-150	RPI 150+				
5- 9	0- 1	0- 0	OVERALL	0- 1	0- 4	5- 3				
4- 2	0- 0	0- 0	HOME	0- 0	0- 1	4- 1				
1- 7	0- 1	0- 0	AWAY	0- 1	0- 3	1- 2				
0- 0	0- 0	0- 0	NEUTRAL	0- 0	0- 0	0- 0				
4- 8	0- 1	0- 0	NON-CONFERENCE	0- 1	0- 4	4- 2				
3- 2	0- 0	0- 0	HOME	0- 0	0- 1	3- 1				
1- 6	0- 1	0- 0	AWAY	0- 1	0- 3	1- 1				
0- 0	0- 0	0- 0	NEUTRAL	0- 0	0- 0	0- 0				
1- 1	0- 0	0- 0	CONFERENCE	0- 0	0- 0	1- 1				
1- 0	0- 0	0- 0	HOME	0- 0	0- 0	1- 0				
0- 1	0- 0	0- 0	AWAY	0- 0	0- 0	0- 1				
0- 0	0- 0	0- 0	NEUTRAL	0- 0	0- 0	0- 0				

RPI 1-25				RPI 26-50				RPI 51-100				RPI 101+ Team's RPI: 232			
RPI	S	Opponent	Score	RPI	S	Opponent	Score	RPI	S	Opponent	Score	RPI	S	Opponent	Score
8	A	Stanford	55 67					57	A	Minnesota	67 76	111	A	Montana St.	65 77
												119	A	Fresno St.	65 73
												129	A	Saint Mary's (CA)	74 83
												146	H	Santa Clara	61 62
												185	H	Boston U.	75 68
												186	H	Portland St.	70 76
												200	H	Hawaii	62 49
												219	H	San Francisco	79 67
												231	A	Pepperdine	67 70
												235	A	UC Riverside	70 75
												240	A	Northern Ariz.	71 61
												343	H	Sacramento St.	77 75
LAST 10 Division I															
235	A	UC Riverside	70 75	200	H	Hawaii	62 49								
8	A	Stanford	55 67	185	H	Boston U.	75 68								
231	A	Pepperdine	67 70	186	H	Portland St.	70 76								
57	A	Minnesota	67 76	343	H	Sacramento St.	77 75								
240	A	Northern Ariz.	71 61	219	H	San Francisco	79 67								

Non-Div I Games: William Jessup 96 32

UC Davis

Loss, Non-Conf, S Site, H Home A Away N Neutral

Average RPI Win:	209	WON-LOST	WINNING	LAST 10	STRENGTH OF	OPP. STRENGTH	TEAM	ADJ.	CONF.	ADJ CONF.
Average RPI Loss:	152	RECORD	PCT. RANK	GAMES	SCHEDULE	OF SCHEDULE	RPI	RPI	RPI	RPI
DIV. I ONLY	3- 11	301	1-9	98	200	256	256	26	26	
DIV. I NON-CONF.	3- 10	282	1-8	79	208	243	243	26	26	
TOTALS	RPI 1-25	RPI 26-50	W-L RECORDS	RPI 51-100	RPI 101-150	RPI 150+				
3- 11	0- 1	0- 0	OVERALL	0- 3	0- 1	3- 6				
2- 1	0- 0	0- 0	HOME	0- 0	0- 0	2- 1				
0- 6	0- 1	0- 0	AWAY	0- 1	0- 1	0- 3				
1- 4	0- 0	0- 0	NEUTRAL	0- 2	0- 0	1- 2				
3- 10	0- 1	0- 0	NON-CONFERENCE	0- 3	0- 1	3- 5				
2- 1	0- 0	0- 0	HOME	0- 0	0- 0	2- 1				
0- 5	0- 1	0- 0	AWAY	0- 1	0- 1	0- 2				
1- 4	0- 0	0- 0	NEUTRAL	0- 2	0- 0	1- 2				
0- 1	0- 0	0- 0	CONFERENCE	0- 0	0- 0	0- 1				
0- 0	0- 0	0- 0	HOME	0- 0	0- 0	0- 0				
0- 1	0- 0	0- 0	AWAY	0- 0	0- 0	0- 1				
0- 0	0- 0	0- 0	NEUTRAL	0- 0	0- 0	0- 0				

RPI 1-25				RPI 26-50				RPI 51-100				RPI 101+ Team's RPI: 256			
RPI	S	Opponent	Score	RPI	S	Opponent	Score	RPI	S	Opponent	Score	RPI	S	Opponent	Score
5	A	Oregon St.	57 86					53	A	Washington St.	59 87	145	A	Southern Utah	68 82
								54	N	Vanderbilt	63 76	169	N	North Ala.	60 88
								97	N	Davidson	72 78	175	H	San Jose St.	79 77
												186	H	Portland St.	61 70
												186	N	Portland St.	83 75
												195	A	SMU	56 59
												219	N	San Francisco	61 68
												252	A	CSUN	62 70
												266	H	LMU (CA)	80 65
												294	A	Denver	75 83
LAST 10 Division I															
195	A	SMU	56 59	252	A	CSUN	62 70								
219	N	San Francisco	61 68	186	H	Portland St.	61 70								
54	N	Vanderbilt	63 76	169	N	North Ala.	60 88								
53	A	Washington St.	59 87	294	A	Denver	75 83								
145	A	Southern Utah	68 82	266	H	LMU (CA)	80 65								

Non-Div I Games: Westcliff 93 41

UC Irvine

■ Loss,
 ■ Non-Conf,
 ■ S Site,
 ■ Home
 ■ A Away
 N Neutral

UC Riverside

Through Games Of Jan. 13, 2020

Average RPI Win:	250	WON-LOST	WINNING	LAST 10	STRENGTH OF	OPP. STRENGTH	TEAM	ADJ.	CONF.	ADJ CONF.
Average RPI Loss:	147	RECORD	PCT. RANK	GAMES	SCHEDULE	OF SCHEDULE	RPI	RPI	RPI	RPI
DIV. I ONLY	5- 10	253	4-6	177	182	235	235	26	26	
DIV. I NON-CONF.	4- 10	259	3-6	177	204	255	255	26	26	
TOTALS	RPI 1-25	RPI 26-50	W-L RECORDS	RPI 51-100	RPI 101-150	RPI 150+				
5- 10	0- 1	0- 1	OVERALL	1- 1	0- 3	4- 4				
4- 2	0- 0	0- 0	HOME	1- 0	0- 1	3- 1				
1- 8	0- 1	0- 1	AWAY	0- 1	0- 2	1- 3				
0- 0	0- 0	0- 0	NEUTRAL	0- 0	0- 0	0- 0				
4- 10	0- 1	0- 1	NON-CONFERENCE	1- 1	0- 3	3- 4				
3- 2	0- 0	0- 0	HOME	1- 0	0- 1	2- 1				
1- 8	0- 1	0- 1	AWAY	0- 1	0- 2	1- 3				
0- 0	0- 0	0- 0	NEUTRAL	0- 0	0- 0	0- 0				
1- 0	0- 0	0- 0	CONFERENCE	0- 0	0- 0	1- 0				
1- 0	0- 0	0- 0	HOME	0- 0	0- 0	1- 0				
0- 0	0- 0	0- 0	AWAY	0- 0	0- 0	0- 0				
0- 0	0- 0	0- 0	NEUTRAL	0- 0	0- 0	0- 0				

RPI 1-25				RPI 26-50				RPI 51-100				RPI 101+ Team's RPI: 235			
RPI	S	Opponent	Score	RPI	S	Opponent	Score	RPI	S	Opponent	Score	RPI	S	Opponent	Score
12	A	Oregon	41 84	50	A	Arizona	27 70	76	H	CSU Bakersfield	53 52	102	H	Southern California	59 76
								99	A	California	61 84	134	A	VCU	51 67
												145	A	Southern Utah	68 79
												171	A	New Mexico	70 80
												203	A	UTEP	50 63
												232	H	UC Davis	75 70
												259	A	Colorado St.	40 52
												298	H	Weber St.	54 64
												301	H	California Baptist	80 64
												303	A	New Mexico St.	60 58
												339	H	Utah Valley	67 53
LAST 10 Division I															
76	H	CSU Bakersfield	53 52	232	H	UC Davis	75 70								
134	A	VCU	51 67	259	A	Colorado St.	40 52								
145	A	Southern Utah	68 79	50	A	Arizona	27 70								
12	A	Oregon	41 84	298	H	Weber St.	54 64								
301	H	California Baptist	80 64	339	H	Utah Valley	67 53								

Non-Div I Games:

UC Riverside

■ Loss,
 ■ Non-Conf, S Site,
 ■ Home
 ■ Away
 N Neutral

Average RPI Win:	280	WON-LOST	WINNING	LAST 10	STRENGTH OF	OPP. STRENGTH	TEAM	ADJ.	CONF.	ADJ CONF.
Average RPI Loss:	152	RECORD	PCT. RANK	GAMES	SCHEDULE	OF SCHEDULE	RPI	RPI	RPI	RPI
DIV. I ONLY	5- 9	242	3-7	226	287	286	286	26	26	
DIV. I NON-CONF.	4- 8	235	2-6	226	276	287	287	26	26	
TOTALS	RPI 1-25	RPI 26-50	W-L RECORDS	RPI 51-100	RPI 101-150	RPI 150+				
5- 9	0- 0	0- 1	OVERALL	0- 2	1- 2	4- 4				
4- 3	0- 0	0- 0	HOME	0- 1	1- 0	3- 2				
0- 5	0- 0	0- 1	AWAY	0- 1	0- 1	0- 2				
1- 1	0- 0	0- 0	NEUTRAL	0- 0	0- 1	1- 0				
4- 8	0- 0	0- 1	NON-CONFERENCE	0- 2	1- 2	3- 3				
3- 2	0- 0	0- 0	HOME	0- 1	1- 0	2- 1				
0- 5	0- 0	0- 1	AWAY	0- 1	0- 1	0- 2				
1- 1	0- 0	0- 0	NEUTRAL	0- 0	0- 1	1- 0				
1- 1	0- 0	0- 0	CONFERENCE	0- 0	0- 0	1- 1				
1- 1	0- 0	0- 0	HOME	0- 0	0- 0	1- 1				
0- 0	0- 0	0- 0	AWAY	0- 0	0- 0	0- 0				
0- 0	0- 0	0- 0	NEUTRAL	0- 0	0- 0	0- 0				

RPI S	Opponent	Score	RPI S	Opponent	Score	RPI S	Opponent	Score	RPI S	Opponent	Score	Team's RPI: 286
50	A Arizona	42 61	65	H Pacific	53 63	102	H Southern California	57 46	129	A Saint Mary's (CA)	43 64	
			76	A CSU Bakersfield	62 66	149	N SFA	56 67	175	H San Jose St.	70 73	
						201	H Cal St. Fullerton	68 70	225	A Grand Canyon	57 58	
						282	H San Diego St.	64 52	301	A California Baptist	81 85	
						330	H Cal Poly	52 50	339	H Utah Valley	59 51	
						348	N Chicago St.	96 65				
LAST 10 Division I												
201	H Cal St. Fullerton	68 70	330	H Cal Poly	52 50							
50	A Arizona	42 61	348	N Chicago St.	96 65							
225	A Grand Canyon	57 58	149	N SFA	56 67							
76	A CSU Bakersfield	62 66	282	H San Diego St.	64 52							
65	H Pacific	53 63	301	A California Baptist	81 85							

Non-Div I Games: Ottawa (AZ) 72 57

UC Santa Barbara

■ Loss,
 ■ Non-Conf,
 ■ S Site,
 ■ H Home
 ■ A Away
 N Neutral

Average RPI Win:	185	WON-LOST	WINNING	LAST 10	STRENGTH OF	OPP. STRENGTH	TEAM	ADJ.	CONF.	ADJ CONF.
Average RPI Loss:	58	RECORD	PCT. RANK	GAMES	SCHEDULE	OF SCHEDULE	RPI	RPI	RPI	RPI
DIV. I ONLY	9- 5	94	7-3	62	81	64	64	8	8	
DIV. I NON-CONF.	8- 4	90	6-2	45	83	53	53	8	8	
TOTALS	RPI 1-25	RPI 26-50	W-L RECORDS	RPI 51-100	RPI 101-150	RPI 150+				
9- 5	0- 1	1- 2	OVERALL	0- 1	3- 1	5- 0				
8- 0	0- 0	1- 0	HOME	0- 0	2- 0	5- 0				
1- 3	0- 0	0- 1	AWAY	0- 1	1- 1	0- 0				
0- 2	0- 1	0- 1	NEUTRAL	0- 0	0- 0	0- 0				
8- 4	0- 1	1- 2	NON-CONFERENCE	0- 1	3- 0	4- 0				
7- 0	0- 0	1- 0	HOME	0- 0	2- 0	4- 0				
1- 2	0- 0	0- 1	AWAY	0- 1	1- 0	0- 0				
0- 2	0- 1	0- 1	NEUTRAL	0- 0	0- 0	0- 0				
1- 1	0- 0	0- 0	CONFERENCE	0- 0	0- 1	1- 0				
1- 0	0- 0	0- 0	HOME	0- 0	0- 0	1- 0				
0- 1	0- 0	0- 0	AWAY	0- 0	0- 1	0- 0				
0- 0	0- 0	0- 0	NEUTRAL	0- 0	0- 0	0- 0				

RPI 1-25				RPI 26-50				RPI 51-100 Team's RPI: 64				RPI 101+			
RPI	S	Opponent	Score	RPI	S	Opponent	Score	RPI	S	Opponent	Score	RPI	S	Opponent	Score
6	N	UCLA	56 61	28	H	Central Mich.	64 58	91	A	Belmont	37 72	113	A	Cincinnati	64 81
				35	A	FGCU	50 72					129	H	Saint Mary's (CA)	67 58
				43	N	James Madison	43 46					147	H	Wright St.	69 53
												149	A	SFA	63 57
												207	H	Quinnipiac	80 58
												223	H	Stetson	66 40
												242	H	Delaware	75 49
												253	H	East Carolina	91 55
												288	H	Pittsburgh	74 58
LAST 10 Division I															
253	H	East Carolina	91 55	113	A	Cincinnati	64 81								
28	H	Central Mich.	64 58	43	N	James Madison	43 46								
147	H	Wright St.	69 53	6	N	UCLA	56 61								
129	H	Saint Mary's (CA)	67 58	223	H	Stetson	66 40								
207	H	Quinnipiac	80 58	242	H	Delaware	75 49								

Non-Div I Games:

UCF

Average RPI Win:	121	WON-LOST	WINNING	LAST 10	STRENGTH OF	OPP. STRENGTH	TEAM	ADJ.	CONF.	ADJ CONF.
Average RPI Loss:	0	RECORD	PCT. RANK	GAMES	SCHEDULE	OF SCHEDULE	RPI	RPI	RPI	RPI
DIV. I ONLY	16- 0	1	10-0	31	39	6	6	1	1	
DIV. I NON-CONF.	11- 0	1	5-0	96	39	9	9	1	1	
TOTALS	RPI 1-25	RPI 26-50	W-L RECORDS	RPI 51-100	RPI 101-150	RPI 150+				
16- 0	1- 0	4- 0	OVERALL	4- 0	2- 0	5- 0				
9- 0	0- 0	2- 0	HOME	2- 0	1- 0	4- 0				
6- 0	1- 0	2- 0	AWAY	1- 0	1- 0	1- 0				
1- 0	0- 0	0- 0	NEUTRAL	1- 0	0- 0	0- 0				
11- 0	1- 0	1- 0	NON-CONFERENCE	4- 0	0- 0	5- 0				
6- 0	0- 0	0- 0	HOME	2- 0	0- 0	4- 0				
4- 0	1- 0	1- 0	AWAY	1- 0	0- 0	1- 0				
1- 0	0- 0	0- 0	NEUTRAL	1- 0	0- 0	0- 0				
5- 0	0- 0	3- 0	CONFERENCE	0- 0	2- 0	0- 0				
3- 0	0- 0	2- 0	HOME	0- 0	1- 0	0- 0				
2- 0	0- 0	1- 0	AWAY	0- 0	1- 0	0- 0				
0- 0	0- 0	0- 0	NEUTRAL	0- 0	0- 0	0- 0				

RPI	S	Opponent	Score	RPI	S	Opponent	Score	RPI	S	Opponent	Score	RPI	S	Opponent	Score
9	A	Indiana	68 58	26	A	Virginia	73 62	51	H	Yale	100 65	102	H	Southern California	83 59
				38	H	Arizona St.	68 66	64	N	UCF	61 56	137	A	Utah	84 54
				41	A	Colorado	65 62	65	H	Pacific	68 57	184	H	Northern Colo.	92 58
				50	H	Arizona	70 58	72	A	Georgia	59 50	252	A	CSUN	58 44
												266	H	LMU (CA)	74 52
												273	H	Long Beach St.	86 51
												298	H	Weber St.	85 45
LAST 10 Division I															
				137	A	Utah	84 54	41	A	Colorado	65 62				
				50	H	Arizona	70 58	72	A	Georgia	59 50				
				38	H	Arizona St.	68 66	65	H	Pacific	68 57				
				102	H	Southern California	83 59	252	A	CSUN	58 44				
				9	A	Indiana	68 58	26	A	Virginia	73 62				

Non-Div I Games:

UCLA

U
C
o
n
n

U
C
o
n
n

UConn

Average RPI Win:	309	WON-LOST	WINNING	LAST 10	STRENGTH OF	OPP. STRENGTH	TEAM	ADJ.	CONF.	ADJ CONF.
Average RPI Loss:	184	RECORD	PCT. RANK	GAMES	SCHEDULE	OF SCHEDULE	RPI	RPI	RPI	RPI
DIV. I ONLY	2- 15	336	2-8	259	304	332	332	17	17	
DIV. I NON-CONF.	1- 10	329	1-3	260	263	329	329	18	18	
TOTALS	RPI 1-25	RPI 26-50	W-L RECORDS	RPI 51-100	RPI 101-150	RPI 150+				
2- 15	0- 1	0- 0	OVERALL	0- 1	0- 2	2- 11				
1- 8	0- 1	0- 0	HOME	0- 0	0- 2	1- 5				
1- 7	0- 0	0- 0	AWAY	0- 1	0- 0	1- 6				
0- 0	0- 0	0- 0	NEUTRAL	0- 0	0- 0	0- 0				
1- 10	0- 1	0- 0	NON-CONFERENCE	0- 1	0- 1	1- 7				
0- 5	0- 1	0- 0	HOME	0- 0	0- 1	0- 3				
1- 5	0- 0	0- 0	AWAY	0- 1	0- 0	1- 4				
0- 0	0- 0	0- 0	NEUTRAL	0- 0	0- 0	0- 0				
1- 5	0- 0	0- 0	CONFERENCE	0- 0	0- 1	1- 4				
1- 3	0- 0	0- 0	HOME	0- 0	0- 1	1- 2				
0- 2	0- 0	0- 0	AWAY	0- 0	0- 0	0- 2				
0- 0	0- 0	0- 0	NEUTRAL	0- 0	0- 0	0- 0				

RPI	S	Opponent	Score	RPI	S	Opponent	Score	RPI	S	Opponent	Score	RPI	S	Opponent	Score	Team's RPI: 332
17	H	Florida St.	42 86					59	A	Kansas	50 91	143	H	Western Mich.	52 80	
												147	H	Wright St.	43 58	
												155	A	Kansas St.	40 84	
												156	A	Cleveland St.	44 84	
												160	A	Miami (OH)	35 85	
												174	A	Valparaiso	37 63	
												179	A	Youngstown St.	65 77	
												187	H	Eastern Mich.	59 68	
												217	H	Northern Ky.	46 88	
												243	H	Eastern Ill.	45 80	
												270	H	Oakland	70 64	
												274	H	Indiana St.	40 61	
												322	A	Purdue Fort Wayne	50 61	
												325	H	Detroit Mercy	62 70	
												348	A	Chicago St.	73 61	
LAST 10 Division I																
147	H	Wright St.	43 58	217	H	Northern Ky.	46 88									
270	H	Oakland	70 64	187	H	Eastern Mich.	59 68									
325	H	Detroit Mercy	62 70	174	A	Valparaiso	37 63									
179	A	Youngstown St.	65 77	143	H	Western Mich.	52 80									
156	A	Cleveland St.	44 84	348	A	Chicago St.	73 61									

Non-Div I Games:

UIC

■ Loss,
 ■ Non-Conf,
 S Site,
 ■ Home
 ■ Away
 N Neutral

UMBC				Through Games Of Jan. 13, 2020						
Average RPI Win:	296	WON-LOST	WINNING	LAST 10	STRENGTH OF	OPP. STRENGTH	TEAM	ADJ.	CONF.	ADJ CONF.
Average RPI Loss:	197	RECORD	PCT. RANK	GAMES	SCHEDULE	OF SCHEDULE	RPI	RPI	RPI	RPI
DIV. I ONLY	3- 11	301	2-8	253	328	312	312	28	28	
DIV. I NON-CONF.	3- 7	252	2-4	324	302	322	322	29	29	
TOTALS	RPI 1-25	RPI 26-50	W-L RECORDS	RPI 51-100	RPI 101-150	RPI 150+				
3- 11	0- 0	0- 0	OVERALL	0- 2	0- 1	3- 8				
2- 2	0- 0	0- 0	HOME	0- 0	0- 0	2- 2				
1- 7	0- 0	0- 0	AWAY	0- 2	0- 1	1- 4				
0- 2	0- 0	0- 0	NEUTRAL	0- 0	0- 0	0- 2				
3- 7	0- 0	0- 0	NON-CONFERENCE	0- 1	0- 1	3- 5				
2- 1	0- 0	0- 0	HOME	0- 0	0- 0	2- 1				
1- 4	0- 0	0- 0	AWAY	0- 1	0- 1	1- 2				
0- 2	0- 0	0- 0	NEUTRAL	0- 0	0- 0	0- 2				
0- 4	0- 0	0- 0	CONFERENCE	0- 1	0- 0	0- 3				
0- 1	0- 0	0- 0	HOME	0- 0	0- 0	0- 1				
0- 3	0- 0	0- 0	AWAY	0- 1	0- 0	0- 2				
0- 0	0- 0	0- 0	NEUTRAL	0- 0	0- 0	0- 0				

U
M
B
C

U
M
B
C

RPI 1-25			RPI 26-50			RPI 51-100			RPI 101+			Team's RPI: 312
RPI	S	Opponent	Score	RPI	S	Opponent	Score	RPI	S	Opponent	Score	
						68 A Syracuse	48 82	150 A William & Mary		48 76		
						89 A Stony Brook	45 57	183 H Binghamton		43 61		
								206 N La Salle		58 74		
								214 A Mt. St. Mary's		61 71		
								220 H Howard		61 72		
								226 A UMass Lowell		64 75		
								244 N Kennesaw St.		44 59		
								250 A Lafayette		65 58		
								277 A Vermont		58 60		
								285 A Wagner		60 67		
								296 H Morgan St.		65 63		
								341 H Coppin St.		71 48		
LAST 10 Division I												
183 H Binghamton		43 61	277 A Vermont		58 60							
226 A UMass Lowell		64 75	68 A Syracuse		48 82							
89 A Stony Brook		45 57	244 N Kennesaw St.		44 59							
250 A Lafayette		65 58	206 N La Salle		58 74							
296 H Morgan St.		65 63	150 A William & Mary		48 76							

Non-Div I Games: Gettysburg 92 50

UMBC

Loss, Non-Conf, S Site, H Home A Away N Neutral

Average RPI Win:	269	WON-LOST	WINNING	LAST 10	STRENGTH OF	OPP. STRENGTH	TEAM	ADJ.	CONF.	ADJ CONF.
Average RPI Loss:	134	RECORD	PCT. RANK	GAMES	SCHEDULE	OF SCHEDULE	RPI	RPI	RPI	RPI
DIV. I ONLY	2- 12	327	2-8	131	213	299	299	29	29	
DIV. I NON-CONF.	1- 10	329	1-6	121	157	307	307	31	31	
TOTALS	RPI 1-25	RPI 26-50	W-L RECORDS	RPI 51-100	RPI 101-150	RPI 150+				
2- 12	0- 0	0- 3	OVERALL	0- 3	0- 2	2- 4				
2- 5	0- 0	0- 0	HOME	0- 1	0- 1	2- 3				
0- 7	0- 0	0- 3	AWAY	0- 2	0- 1	0- 1				
0- 0	0- 0	0- 0	NEUTRAL	0- 0	0- 0	0- 0				
1- 10	0- 0	0- 3	NON-CONFERENCE	0- 2	0- 2	1- 3				
1- 3	0- 0	0- 0	HOME	0- 0	0- 1	1- 2				
0- 7	0- 0	0- 3	AWAY	0- 2	0- 1	0- 1				
0- 0	0- 0	0- 0	NEUTRAL	0- 0	0- 0	0- 0				
1- 2	0- 0	0- 0	CONFERENCE	0- 1	0- 0	1- 1				
1- 2	0- 0	0- 0	HOME	0- 1	0- 0	1- 1				
0- 0	0- 0	0- 0	AWAY	0- 0	0- 0	0- 0				
0- 0	0- 0	0- 0	NEUTRAL	0- 0	0- 0	0- 0				

RPI 1-25				RPI 26-50				RPI 51-100				RPI 101+				Team's RPI: 299	
RPI	S	Opponent	Score	RPI	S	Opponent	Score	RPI	S	Opponent	Score	RPI	S	Opponent	Score		
				37	A	Virginia Tech	43 86	68	A	Syracuse	50 65	127	H	Richmond	52 64		
				44	A	Old Dominion	39 48	85	H	N.C. A&T	31 67	150	A	William & Mary	50 78		
				48	A	Charlotte	44 64	98	A	UNC Greensboro	48 86	214	H	Mt. St. Mary's	78 76		
												220	H	Howard	58 79		
												234	H	Longwood	62 71		
												238	H	Georgetown	39 57		
												253	A	East Carolina	42 57		
												324	H	N.C. Central	65 63		
LAST 10 Division I																	
				85	H	N.C. A&T	31 67	324	H	N.C. Central	65 63						
				220	H	Howard	58 79	214	H	Mt. St. Mary's	78 76						
				48	A	Charlotte	44 64	44	A	Old Dominion	39 48						
				238	H	Georgetown	39 57	127	H	Richmond	52 64						
				234	H	Longwood	62 71	253	A	East Carolina	42 57						

Non-Div I Games: Greensboro 65 48 Wesley 75 29

UMES

Loss, Non-Conf, S Site, H Home A Away N Neutral

UMKC				STRENGTH OF SCHEDULE	OPP. STRENGTH OF SCHEDULE	TEAM RPI	ADJ. RPI	CONF. RPI	ADJ CONF. RPI
Average RPI Win:	261	WON-LOST RECORD	WINNING PCT. RANK						
Average RPI Loss:	140		LAST 10 GAMES						
DIV. I ONLY	8- 8	169	5-5	279	154	236	236	32	32
DIV. I NON-CONF.	5- 7	205	2-4	205	45	231	231	32	32

TOTALS	RPI 1-25	RPI 26-50	W-L RECORDS	RPI 51-100	RPI 101-150	RPI 150+			
8- 8	0- 1	0- 0	OVERALL	0- 3	0- 1	8- 3			
6- 4	0- 0	0- 0	HOME	0- 2	0- 1	6- 1			
2- 4	0- 1	0- 0	AWAY	0- 1	0- 0	2- 2			
0- 0	0- 0	0- 0	NEUTRAL	0- 0	0- 0	0- 0			
5- 7	0- 1	0- 0	NON-CONFERENCE	0- 3	0- 1	5- 2			
4- 4	0- 0	0- 0	HOME	0- 2	0- 1	4- 1			
1- 3	0- 1	0- 0	AWAY	0- 1	0- 0	1- 1			
0- 0	0- 0	0- 0	NEUTRAL	0- 0	0- 0	0- 0			
3- 1	0- 0	0- 0	CONFERENCE	0- 0	0- 0	3- 1			
2- 0	0- 0	0- 0	HOME	0- 0	0- 0	2- 0			
1- 1	0- 0	0- 0	AWAY	0- 0	0- 0	1- 1			
0- 0	0- 0	0- 0	NEUTRAL	0- 0	0- 0	0- 0			

RPI 1-25				RPI 26-50				RPI 51-100				RPI 101+ Team's RPI: 236			
RPI	S	Opponent	Score	RPI	S	Opponent	Score	RPI	S	Opponent	Score	RPI	S	Opponent	Score
1	A	Missouri St.	58 83					65	A	Pacific	60 89	115	H	Loyola Chicago	67 72
								97	H	Davidson	64 74	155	H	Kansas St.	67 74
								100	H	Liberty	44 68	161	H	Missouri	59 56
												186	H	Portland St.	87 69
												192	A	George Mason	64 58
												248	A	Omaha	53 57
												289	H	Eastern Wash.	66 55
												294	H	Denver	83 79
												303	H	New Mexico St.	56 52
												323	H	UTRGV	60 56
												337	A	Seattle U	76 65
												339	A	Utah Valley	41 62

LAST 10 Division I															
323	H	UTRGV	60 56	303	H	New Mexico St.	56 52	155	H	Kansas St.	67 74	161	H	Missouri	59 56
339	A	Utah Valley	41 62	248	A	Omaha	53 57	1	A	Missouri St.	58 83				
337	A	Seattle U	76 65												
100	H	Liberty	44 68												
289	H	Eastern Wash.	66 55												

Non-Div I Games: Rockhurst 78 60 Science & Arts Okla74 43

UMKC

Loss, Non-Conf, S Site, H Home A Away N Neutral

Average RPI Win:	310	WON-LOST	WINNING	LAST 10	STRENGTH OF	OPP. STRENGTH	TEAM	ADJ.	CONF.	ADJ CONF.
Average RPI Loss:	115	RECORD	PCT. RANK	GAMES	SCHEDULE	OF SCHEDULE	RPI	RPI	RPI	RPI
DIV. I ONLY	8- 9	190	8-2	245	324	226	226	28	28	
DIV. I NON-CONF.	4- 9	250	4-2	181	313	262	262	29	29	
TOTALS	RPI 1-25	RPI 26-50	W-L RECORDS	RPI 51-100	RPI 101-150	RPI 150+				
8- 9	0- 0	0- 0	OVERALL	0- 2	0- 5	8- 2				
4- 4	0- 0	0- 0	HOME	0- 1	0- 2	4- 1				
4- 5	0- 0	0- 0	AWAY	0- 1	0- 3	4- 1				
0- 0	0- 0	0- 0	NEUTRAL	0- 0	0- 0	0- 0				
4- 9	0- 0	0- 0	NON-CONFERENCE	0- 2	0- 5	4- 2				
2- 4	0- 0	0- 0	HOME	0- 1	0- 2	2- 1				
2- 5	0- 0	0- 0	AWAY	0- 1	0- 3	2- 1				
0- 0	0- 0	0- 0	NEUTRAL	0- 0	0- 0	0- 0				
4- 0	0- 0	0- 0	CONFERENCE	0- 0	0- 0	4- 0				
2- 0	0- 0	0- 0	HOME	0- 0	0- 0	2- 0				
2- 0	0- 0	0- 0	AWAY	0- 0	0- 0	2- 0				
0- 0	0- 0	0- 0	NEUTRAL	0- 0	0- 0	0- 0				

RPI 1-25			RPI 26-50			RPI 51-100			RPI 101+			Team's RPI: 226
RPI	S	Opponent	Score	RPI	S	Opponent	Score	RPI	S	Opponent	Score	
						51 H Yale	59 67	105 A Boston College		46 89		
						59 A Kansas	44 79	106 A Providence		38 63		
								112 A Colgate		51 73		
								118 H Massachusetts		58 74		
								140 H Cornell		56 70		
								165 H Dartmouth		51 62		
								177 A Merrimack		50 73		
								183 A Binghamton		66 56		
								304 H New Hampshire		58 53		
								312 H UMBC		75 64		
								318 A Bryant		55 35		
								334 H Fairleigh Dickinson		61 56		
								340 A Central Conn. St.		56 54		
								342 A Hartford		68 63		
								346 H LIU Brooklyn		65 56		
LAST 10 Division I												
						342 A Hartford	68 63	183 A Binghamton		66 56		
						312 H UMBC	75 64	165 H Dartmouth		51 62		
						304 H New Hampshire	58 53	346 H LIU Brooklyn		65 56		
						334 H Fairleigh Dickinson	61 56	340 A Central Conn. St.		56 54		
						177 A Merrimack	50 73	318 A Bryant		55 35		

Non-Div I Games:

UMass Lowell

■ Loss,
 ■ Non-Conf,
 ■ S Site,
 ■ H Home
 ■ A Away
 N Neutral

UNC Asheville

Through Games Of Jan. 13, 2020

Average RPI Win:	275	WON-LOST	WINNING	LAST 10	STRENGTH OF	OPP. STRENGTH	TEAM	ADJ.	CONF.	ADJ CONF.
Average RPI Loss:	148	RECORD	PCT. RANK	GAMES	SCHEDULE	OF SCHEDULE	RPI	RPI	RPI	RPI
DIV. I ONLY	9- 4	69	7-3	340	228	196	196	27	27	
DIV. I NON-CONF.	4- 3	138	2-2	344	133	254	254	27	27	
TOTALS	RPI 1-25	RPI 26-50	W-L RECORDS	RPI 51-100	RPI 101-150	RPI 150+				
9- 4	0- 0	0- 1	OVERALL	0- 1	1- 0	8- 2				
4- 1	0- 0	0- 0	HOME	0- 1	1- 0	3- 0				
4- 3	0- 0	0- 1	AWAY	0- 0	0- 0	4- 2				
1- 0	0- 0	0- 0	NEUTRAL	0- 0	0- 0	1- 0				
4- 3	0- 0	0- 1	NON-CONFERENCE	0- 1	0- 0	4- 1				
1- 1	0- 0	0- 0	HOME	0- 1	0- 0	1- 0				
2- 2	0- 0	0- 1	AWAY	0- 0	0- 0	2- 1				
1- 0	0- 0	0- 0	NEUTRAL	0- 0	0- 0	1- 0				
5- 1	0- 0	0- 0	CONFERENCE	0- 0	1- 0	4- 1				
3- 0	0- 0	0- 0	HOME	0- 0	1- 0	2- 0				
2- 1	0- 0	0- 0	AWAY	0- 0	0- 0	2- 1				
0- 0	0- 0	0- 0	NEUTRAL	0- 0	0- 0	0- 0				

RPI 1-25				RPI 26-50				RPI 51-100				RPI 101+				Team's RPI: 196	
RPI	S	Opponent	Score	RPI	S	Opponent	Score	RPI	S	Opponent	Score	RPI	S	Opponent	Score		
				31	A	Miami (FL)	46 75	98	H	UNC Greensboro	40 67	131	H	Campbell	60 52		
												170	A	Hampton	59 68		
												210	A	ETSU	72 54		
												258	N	Southern U.	53 34		
												272	H	High Point	76 60		
												290	A	Radford	63 50		
												293	A	Wofford	38 75		
												302	H	Presbyterian	54 39		
												335	A	Western Caro.	64 47		
												336	A	USC Upstate	68 48		
												345	H	South Carolina St.	82 51		
LAST 10 Division I																	
				272	H	High Point	76 60	290	A	Radford	63 50						
				336	A	USC Upstate	68 48	258	N	Southern U.	53 34						
				131	H	Campbell	60 52	31	A	Miami (FL)	46 75						
				170	A	Hampton	59 68	293	A	Wofford	38 75						
				302	H	Presbyterian	54 39	345	H	South Carolina St.	82 51						

Non-Div I Games: Montreat 89 45 Lenoir-Rhyne 68 48

UNC Asheville

Loss, Non-Conf, S Site, H Home A Away N Neutral

UNC Greensboro

Through Games Of Jan. 13, 2020

Average RPI Win:	218	WON-LOST	WINNING	LAST 10	STRENGTH OF	OPP. STRENGTH	TEAM	ADJ.	CONF.	ADJ CONF.
Average RPI Loss:	112	RECORD	PCT. RANK	GAMES	SCHEDULE	OF SCHEDULE	RPI	RPI	RPI	RPI
DIV. I ONLY	10- 4	62	8-2	215	217	98	98	23	23	
DIV. I NON-CONF.	8- 4	90	6-2	157	270	89	89	20	20	
TOTALS	RPI 1-25	RPI 26-50	W-L RECORDS	RPI 51-100	RPI 101-150	RPI 150+				
10- 4	0- 0	0- 0	OVERALL	2- 1	0- 3	8- 0				
6- 1	0- 0	0- 0	HOME	0- 0	0- 1	6- 0				
4- 3	0- 0	0- 0	AWAY	2- 1	0- 2	2- 0				
0- 0	0- 0	0- 0	NEUTRAL	0- 0	0- 0	0- 0				
8- 4	0- 0	0- 0	NON-CONFERENCE	2- 1	0- 3	6- 0				
4- 1	0- 0	0- 0	HOME	0- 0	0- 1	4- 0				
4- 3	0- 0	0- 0	AWAY	2- 1	0- 2	2- 0				
0- 0	0- 0	0- 0	NEUTRAL	0- 0	0- 0	0- 0				
2- 0	0- 0	0- 0	CONFERENCE	0- 0	0- 0	2- 0				
2- 0	0- 0	0- 0	HOME	0- 0	0- 0	2- 0				
0- 0	0- 0	0- 0	AWAY	0- 0	0- 0	0- 0				
0- 0	0- 0	0- 0	NEUTRAL	0- 0	0- 0	0- 0				

RPI 1-25			RPI 26-50			RPI 51-100			Team's RPI: 98	RPI 101+		
RPI	S	Opponent	Score	RPI	S	Opponent	Score	RPI	S	Opponent	Score	
						58	A Wake Forest	67	65	104	A Coastal Caro.	54 63
						85	A N.C. A&T	48	57	127	H Richmond	62 70
						100	A Liberty	58	53	131	A Campbell	64 72
										196	A UNC Asheville	67 40
										210	H ETSU	63 47
										222	H Chattanooga	49 41
										228	A Col. of Charleston	69 56
										271	H Appalachian St.	54 47
										272	H High Point	82 70
										299	H UMES	86 48
										320	H Georgia St.	64 49
LAST 10 Division I												
210	H	ETSU	63	47	222	H	Chattanooga	49	41			
271	H	Appalachian St.	54	47	320	H	Georgia St.	64	49			
272	H	High Point	82	70	131	A	Campbell	64	72			
228	A	Col. of Charleston	69	56	196	A	UNC Asheville	67	40			
85	A	N.C. A&T	48	57	100	A	Liberty	58	53			

Non-Div I Games: Erskine 106 44 Concord 80 45 Lenoir-Rhyne 84 59

UNC Greensboro

Loss, Non-Conf, S Site, H Home A Away N Neutral

Average RPI Win:	260	WON-LOST	WINNING	LAST 10	STRENGTH OF	OPP. STRENGTH	TEAM	ADJ.	CONF.	ADJ CONF.
Average RPI Loss:	128	RECORD	PCT. RANK	GAMES	SCHEDULE	OF SCHEDULE	RPI	RPI	RPI	RPI
DIV. I ONLY	4- 9	266	4-6	99	294	224	224	14	14	
DIV. I NON-CONF.	2- 7	288	2-4	114	337	276	276	13	13	
TOTALS	RPI 1-25	RPI 26-50	W-L RECORDS	RPI 51-100	RPI 101-150	RPI 150+				
4- 9	0- 1	0- 0	OVERALL	0- 4	1- 1	3- 3				
2- 4	0- 0	0- 0	HOME	0- 1	0- 1	2- 2				
2- 4	0- 1	0- 0	AWAY	0- 2	1- 0	1- 1				
0- 1	0- 0	0- 0	NEUTRAL	0- 1	0- 0	0- 0				
2- 7	0- 1	0- 0	NON-CONFERENCE	0- 2	0- 1	2- 3				
1- 3	0- 0	0- 0	HOME	0- 0	0- 1	1- 2				
1- 3	0- 1	0- 0	AWAY	0- 1	0- 0	1- 1				
0- 1	0- 0	0- 0	NEUTRAL	0- 1	0- 0	0- 0				
2- 2	0- 0	0- 0	CONFERENCE	0- 2	1- 0	1- 0				
1- 1	0- 0	0- 0	HOME	0- 1	0- 0	1- 0				
1- 1	0- 0	0- 0	AWAY	0- 1	1- 0	0- 0				
0- 0	0- 0	0- 0	NEUTRAL	0- 0	0- 0	0- 0				

RPI 1-25				RPI 26-50				RPI 51-100				RPI 101+ Team's RPI: 224			
RPI	S	Opponent	Score	RPI	S	Opponent	Score	RPI	S	Opponent	Score	RPI	S	Opponent	Score
21	A	NC State	40 80					58	A	Wake Forest	55 65	104	H	Coastal Caro.	43 62
								69	N	North Carolina	45 85	150	A	William & Mary	72 55
								78	H	Drexel	72 73	234	A	Longwood	58 59
								87	A	Elon	53 77	242	H	Delaware	71 65
												244	H	Kennesaw St.	56 58
												255	H	Winthrop	63 75
												302	A	Presbyterian	70 60
												345	H	South Carolina St.	84 46
LAST 10 Division I															
150	A	William & Mary	72 55	87	A	Elon	53 77	104	H	Coastal Caro.	43 62				
78	H	Drexel	72 73	302	A	Presbyterian	70 60	244	H	Kennesaw St.	56 58				
242	H	Delaware	71 65	345	H	South Carolina St.	84 46								
69	N	North Carolina	45 85												
255	H	Winthrop	63 75												

Non-Div I Games: Catawba 75 78 Mount Olive 75 67

UNCW

Loss, Non-Conf, S Site, H Home A Away N Neutral

UNI				STRENGTH OF SCHEDULE	OPP. STRENGTH OF SCHEDULE	TEAM RPI	ADJ. RPI	CONF. RPI	ADJ CONF. RPI
Average RPI Win:	140	WON-LOST RECORD	WINNING PCT. RANK						
Average RPI Loss:	29		LAST 10 GAMES						
DIV. I ONLY	8- 5	113	5-5	53	2	36	36	7	7
DIV. I NON-CONF.	7- 3	80	4-3	106	3	40	40	7	7

TOTALS	RPI 1-25	RPI 26-50	W-L RECORDS	RPI 51-100	RPI 101-150	RPI 150+			
8- 5	1- 3	0- 1	OVERALL	3- 1	1- 0	3- 0			
3- 0	1- 0	0- 0	HOME	1- 0	0- 0	1- 0			
5- 3	0- 3	0- 0	AWAY	2- 0	1- 0	2- 0			
0- 2	0- 0	0- 1	NEUTRAL	0- 1	0- 0	0- 0			
7- 3	1- 1	0- 1	NON-CONFERENCE	2- 1	1- 0	3- 0			
3- 0	1- 0	0- 0	HOME	1- 0	0- 0	1- 0			
4- 1	0- 1	0- 0	AWAY	1- 0	1- 0	2- 0			
0- 2	0- 0	0- 1	NEUTRAL	0- 1	0- 0	0- 0			
1- 2	0- 2	0- 0	CONFERENCE	1- 0	0- 0	0- 0			
0- 0	0- 0	0- 0	HOME	0- 0	0- 0	0- 0			
1- 2	0- 2	0- 0	AWAY	1- 0	0- 0	0- 0			
0- 0	0- 0	0- 0	NEUTRAL	0- 0	0- 0	0- 0			

RPI 1-25				RPI 26-50				RPI 51-100				RPI 101+			
RPI	S	Opponent	Score	RPI	S	Opponent	Score	RPI	S	Opponent	Score	RPI	S	Opponent	Score
1	A	Missouri St.	66 80	30	N	Ohio St.	46 64	61	H	IUPUI	51 50	144	A	Wichita St.	61 50
10	H	Iowa	88 66					75	N	Alabama	77 87	161	A	Missouri	78 73
14	A	Creighton	54 57					82	A	Iowa St.	71 63	248	A	Omaha	81 45
23	A	Drake	87 104					93	A	Southern Ill.	60 57	319	H	North Dakota St.	95 63

LAST 10 Division I															
93	A	Southern Ill.	60 57	1	A	Missouri St.	66 80								
23	A	Drake	87 104	14	A	Creighton	54 57								
82	A	Iowa St.	71 63	30	N	Ohio St.	46 64								
61	H	IUPUI	51 50	75	N	Alabama	77 87								
248	A	Omaha	81 45	10	H	Iowa	88 66								

Non-Div I Games: Northwest Mo. St. 78 53

UNI

Average RPI Win:	204	WON-LOST	WINNING	LAST 10	STRENGTH OF	OPP. STRENGTH	TEAM	ADJ.	CONF.	ADJ CONF.
Average RPI Loss:	118	RECORD	PCT. RANK	GAMES	SCHEDULE	OF SCHEDULE	RPI	RPI	RPI	RPI
DIV. I ONLY	8- 8	169	6-4	211	88	204	204	19	19	
DIV. I NON-CONF.	4- 7	225	2-3	214	35	250	250	25	25	
TOTALS	RPI 1-25	RPI 26-50	W-L RECORDS	RPI 51-100	RPI 101-150	RPI 150+				
8- 8	0- 0	0- 2	OVERALL	3- 1	0- 3	5- 2				
5- 5	0- 0	0- 2	HOME	3- 1	0- 1	2- 1				
3- 3	0- 0	0- 0	AWAY	0- 0	0- 2	3- 1				
0- 0	0- 0	0- 0	NEUTRAL	0- 0	0- 0	0- 0				
4- 7	0- 0	0- 2	NON-CONFERENCE	2- 1	0- 2	2- 2				
3- 4	0- 0	0- 2	HOME	2- 1	0- 0	1- 1				
1- 3	0- 0	0- 0	AWAY	0- 0	0- 2	1- 1				
0- 0	0- 0	0- 0	NEUTRAL	0- 0	0- 0	0- 0				
4- 1	0- 0	0- 0	CONFERENCE	1- 0	0- 1	3- 0				
2- 1	0- 0	0- 0	HOME	1- 0	0- 1	1- 0				
2- 0	0- 0	0- 0	AWAY	0- 0	0- 0	2- 0				
0- 0	0- 0	0- 0	NEUTRAL	0- 0	0- 0	0- 0				

RPI S	Opponent	Score	RPI S	Opponent	Score	RPI S	Opponent	Score	RPI S	Opponent	Score	Team's RPI: 204
26	H Virginia	55 63	56	H St. John's (NY)	79 75	102	A Southern California	54 75				
40	H Duke	45 57	73	H South Fla.	61 51	119	H Fresno St.	66 72				
			87	H Elon	44 50	145	A Southern Utah	68 72				
			94	H Boise St.	66 65	201	H Cal St. Fullerton	58 64				
						225	A Grand Canyon	51 53				
						227	H Wyoming	65 53				
						231	A Pepperdine	69 44				
						292	A Utah St.	60 46				
						313	A Air Force	67 60				
						345	H South Carolina St.	66 57				
LAST 10 Division I												
94	H Boise St.	66 65	227	H Wyoming	65 53							
313	A Air Force	67 60	225	A Grand Canyon	51 53							
292	A Utah St.	60 46	102	A Southern California	54 75							
73	H South Fla.	61 51	231	A Pepperdine	69 44							
26	H Virginia	55 63	119	H Fresno St.	66 72							

Non-Div I Games:

UNLV

■ Loss,
 ■ Non-Conf,
 ■ S Site,
 ■ H Home
 ■ A Away
 N Neutral

USC Upstate

Through Games Of Jan. 13, 2020

Average RPI Win:	344	WON-LOST	WINNING	LAST 10	STRENGTH OF	OPP. STRENGTH	TEAM	ADJ.	CONF.	ADJ CONF.
Average RPI Loss:	181	RECORD	PCT. RANK	GAMES	SCHEDULE	OF SCHEDULE	RPI	RPI	RPI	RPI
DIV. I ONLY	4- 9	266	2-8	329	301	336	336	27	27	
DIV. I NON-CONF.	3- 4	201	1-3	343	183	309	309	27	27	
TOTALS	RPI 1-25	RPI 26-50	W-L RECORDS	RPI 51-100	RPI 101-150	RPI 150+				
4- 9	0- 1	0- 0	OVERALL	0- 1	0- 1	4- 6				
4- 3	0- 0	0- 0	HOME	0- 0	0- 0	4- 3				
0- 6	0- 1	0- 0	AWAY	0- 1	0- 1	0- 3				
0- 0	0- 0	0- 0	NEUTRAL	0- 0	0- 0	0- 0				
3- 4	0- 1	0- 0	NON-CONFERENCE	0- 1	0- 0	3- 2				
3- 0	0- 0	0- 0	HOME	0- 0	0- 0	3- 0				
0- 4	0- 1	0- 0	AWAY	0- 1	0- 0	0- 2				
0- 0	0- 0	0- 0	NEUTRAL	0- 0	0- 0	0- 0				
1- 5	0- 0	0- 0	CONFERENCE	0- 0	0- 1	1- 4				
1- 3	0- 0	0- 0	HOME	0- 0	0- 0	1- 3				
0- 2	0- 0	0- 0	AWAY	0- 0	0- 1	0- 1				
0- 0	0- 0	0- 0	NEUTRAL	0- 0	0- 0	0- 0				

RPI 1-25				RPI 26-50				RPI 51-100				RPI 101+				Team's RPI: 336
RPI	S	Opponent	Score	RPI	S	Opponent	Score	RPI	S	Opponent	Score	RPI	S	Opponent	Score	
2	A	South Carolina	32 112					72	A	Georgia	53 67	131	A	Campbell	38 50	
												196	H	UNC Asheville	48 68	
												215	A	Jacksonville	43 87	
												234	H	Longwood	62 70	
												253	A	East Carolina	48 69	
												255	H	Winthrop	38 52	
												272	A	High Point	46 85	
												335	H	Western Caro.	70 62	
												345	H	South Carolina St.	58 47	
												347	H	Charleston So.	70 53	
												350	H	Florida A&M	74 61	
LAST 10 Division I																
255	H	Winthrop	38 52	234	H	Longwood	62 70									
196	H	UNC Asheville	48 68	345	H	South Carolina St.	58 47									
272	A	High Point	46 85	72	A	Georgia	53 67									
131	A	Campbell	38 50	2	A	South Carolina	32 112									
347	H	Charleston So.	70 53	215	A	Jacksonville	43 87									

Non-Div I Games: Mars Hill 89 31 UNKNOWN 71 49

USC Upstate

Loss, Non-Conf, S Site, H Home A Away N Neutral

Average RPI Win:	235	WON-LOST	WINNING	LAST 10	STRENGTH OF	OPP. STRENGTH	TEAM	ADJ.	CONF.	ADJ CONF.
Average RPI Loss:	49	RECORD	PCT. RANK	GAMES	SCHEDULE	OF SCHEDULE	RPI	RPI	RPI	RPI
DIV. I ONLY	9- 7	141	5-5	101	99	110	110	22	22	
DIV. I NON-CONF.	6- 6	163	2-4	69	73	116	116	21	21	
TOTALS	RPI 1-25	RPI 26-50	W-L RECORDS	RPI 51-100	RPI 101-150	RPI 150+				
9- 7	0- 3	0- 1	OVERALL	0- 2	1- 1	8- 0				
5- 2	0- 0	0- 0	HOME	0- 2	1- 0	4- 0				
4- 2	0- 1	0- 0	AWAY	0- 0	0- 1	4- 0				
0- 3	0- 2	0- 1	NEUTRAL	0- 0	0- 0	0- 0				
6- 6	0- 3	0- 1	NON-CONFERENCE	0- 2	1- 0	5- 0				
3- 2	0- 0	0- 0	HOME	0- 2	1- 0	2- 0				
3- 1	0- 1	0- 0	AWAY	0- 0	0- 0	3- 0				
0- 3	0- 2	0- 1	NEUTRAL	0- 0	0- 0	0- 0				
3- 1	0- 0	0- 0	CONFERENCE	0- 0	0- 1	3- 0				
2- 0	0- 0	0- 0	HOME	0- 0	0- 0	2- 0				
1- 1	0- 0	0- 0	AWAY	0- 0	0- 1	1- 0				
0- 0	0- 0	0- 0	NEUTRAL	0- 0	0- 0	0- 0				

RPI 1-25				RPI 26-50				RPI 51-100				RPI 101+ Team's RPI: 110			
RPI	S	Opponent	Score	RPI	S	Opponent	Score	RPI	S	Opponent	Score	RPI	S	Opponent	Score
3	N	Louisville	67 76	45	N	Oklahoma St.	47 60	71	H	Marist	57 73	104	A	Coastal Caro.	56 62
12	N	Oregon	54 91					96	H	Texas Southern	63 74	147	H	Wright St.	68 62
15	A	Northwestern	47 74									155	A	Kansas St.	57 53
												195	H	SMU	51 46
												197	H	Little Rock	65 58
												213	H	Arkansas St.	71 44
												262	A	North Texas	68 49
												271	A	Appalachian St.	82 60
												328	A	Grambling	88 54
												348	H	Chicago St.	84 53
LAST 10 Division I															
271	A	Appalachian St.	82 60	104	A	Coastal Caro.	56 62	71	H	Marist	57 73	15	A	Northwestern	47 74
197	H	Little Rock	65 58					47	H	Wright St.	68 62	45	N	Oklahoma St.	47 60
213	H	Arkansas St.	71 44												
96	H	Texas Southern	63 74												
195	H	SMU	51 46												

Non-Div I Games:

UT Arlington

■ Loss,
 ■ Non-Conf, S Site,
 ■ Home
 ■ Away
 N Neutral

Average RPI Win:	185	WON-LOST	WINNING	LAST 10	STRENGTH OF	OPP. STRENGTH	TEAM	ADJ.	CONF.	ADJ CONF.
Average RPI Loss:	48	RECORD	PCT. RANK	GAMES	SCHEDULE	OF SCHEDULE	RPI	RPI	RPI	RPI
DIV. I ONLY	8- 7	155	6-4	72	35	77	77	21	21	
DIV. I NON-CONF.	4- 7	225	2-4	32	8	127	127	23	23	
TOTALS	RPI 1-25	RPI 26-50	W-L RECORDS	RPI 51-100	RPI 101-150	RPI 150+				
8- 7	0- 3	0- 1	OVERALL	2- 3	1- 0	5- 0				
6- 1	0- 1	0- 0	HOME	2- 0	0- 0	4- 0				
2- 6	0- 2	0- 1	AWAY	0- 3	1- 0	1- 0				
0- 0	0- 0	0- 0	NEUTRAL	0- 0	0- 0	0- 0				
4- 7	0- 3	0- 1	NON-CONFERENCE	1- 3	0- 0	3- 0				
4- 1	0- 1	0- 0	HOME	1- 0	0- 0	3- 0				
0- 6	0- 2	0- 1	AWAY	0- 3	0- 0	0- 0				
0- 0	0- 0	0- 0	NEUTRAL	0- 0	0- 0	0- 0				
4- 0	0- 0	0- 0	CONFERENCE	1- 0	1- 0	2- 0				
2- 0	0- 0	0- 0	HOME	1- 0	0- 0	1- 0				
2- 0	0- 0	0- 0	AWAY	0- 0	1- 0	1- 0				
0- 0	0- 0	0- 0	NEUTRAL	0- 0	0- 0	0- 0				

RPI 1-25				RPI 26-50				RPI 51-100 Team's RPI: 77				RPI 101+			
RPI	S	Opponent	Score	RPI	S	Opponent	Score	RPI	S	Opponent	Score	RPI	S	Opponent	Score
3	H	Louisville	63 71	46	A	Arkansas	46 96	61	H	IUPUI	57 51	139	A	Austin Peay	69 61
7	A	Gonzaga	55 78					84	A	Illinois St.	47 70	151	H	Samford	80 75
13	A	Mississippi St.	46 82					90	A	Saint Louis	50 56	216	A	Murray St.	89 64
								91	H	Belmont	74 57	222	H	Chattanooga	78 51
								93	A	Southern Ill.	59 70	267	H	Lipscomb	83 67
												331	H	Tennessee St.	88 71
LAST 10 Division I															
331	H	Tennessee St.	88 71	91	H	Belmont	74 57								
139	A	Austin Peay	69 61	267	H	Lipscomb	83 67								
216	A	Murray St.	89 64	222	H	Chattanooga	78 51								
46	A	Arkansas	46 96	93	A	Southern Ill.	59 70								
3	H	Louisville	63 71	84	A	Illinois St.	47 70								

Non-Div I Games:

UT Martin

■ Loss,
 ■ Non-Conf, S Site,
 ■ Home
 ■ Away
 N Neutral



































U
T
E
P

U
T
E
P

UTEP





Page 319

Average RPI Win:	315	WON-LOST	WINNING	LAST 10	STRENGTH OF	OPP. STRENGTH	TEAM	ADJ.	CONF.	ADJ CONF.
Average RPI Loss:	180	RECORD	PCT. RANK	GAMES	SCHEDULE	OF SCHEDULE	RPI	RPI	RPI	RPI
DIV. I ONLY	3- 9	291	3-7	305	281	323	323	32	32	
DIV. I NON-CONF.	1- 8	322	1-6	268	245	335	335	32	32	
TOTALS	RPI 1-25	RPI 26-50	W-L RECORDS	RPI 51-100	RPI 101-150	RPI 150+				
3- 9	0- 0	0- 0	OVERALL	0- 2	0- 1	3- 6				
2- 2	0- 0	0- 0	HOME	0- 1	0- 0	2- 1				
1- 5	0- 0	0- 0	AWAY	0- 1	0- 1	1- 3				
0- 2	0- 0	0- 0	NEUTRAL	0- 0	0- 0	0- 2				
1- 8	0- 0	0- 0	NON-CONFERENCE	0- 2	0- 1	1- 5				
1- 2	0- 0	0- 0	HOME	0- 1	0- 0	1- 1				
0- 4	0- 0	0- 0	AWAY	0- 1	0- 1	0- 2				
0- 2	0- 0	0- 0	NEUTRAL	0- 0	0- 0	0- 2				
2- 1	0- 0	0- 0	CONFERENCE	0- 0	0- 0	2- 1				
1- 0	0- 0	0- 0	HOME	0- 0	0- 0	1- 0				
1- 1	0- 0	0- 0	AWAY	0- 0	0- 0	1- 1				
0- 0	0- 0	0- 0	NEUTRAL	0- 0	0- 0	0- 0				

RPI 1-25			RPI 26-50			RPI 51-100			RPI 101+			Team's RPI: 323
RPI	S	Opponent	Score	RPI	S	Opponent	Score	RPI	S	Opponent	Score	
						67  Texas	69  85	102  Southern California	43  80			
						96  Texas Southern	44  71	155  Kansas St.	66  79			
								194  A&M-Corpus Christi	50  61			
								194  A&M-Corpus Christi	54  59			
								236  UMKC	56  60			
								273 N Long Beach St.	65  69			
								297  UTSA	75 64			
								300 N Nevada	57  62			
								301  California Baptist	87 68			
								348  Chicago St.	87 67			
LAST 10 Division I												
						236  UMKC	56  60	348  Chicago St.	87 67			
						301  California Baptist	87 68	102  Southern California	43  80			
						155  Kansas St.	66  79	194  A&M-Corpus Christi	54  59			
						300 N Nevada	57  62	297  UTSA	75 64			
						273 N Long Beach St.	65  69	194  A&M-Corpus Christi	50  61			

Non-Div I Games: Tex. A&M Int'l 72 56 Tex. A&M-Kingsville 66 45 Texas Lutheran 98 46 Minot St. 75 56

UTRGV

 Loss,  Non-Conf, S Site,  Home  Away N Neutral

Average RPI Win:	295	WON-LOST	WINNING	LAST 10	STRENGTH OF	OPP. STRENGTH	TEAM	ADJ.	CONF.	ADJ CONF.
Average RPI Loss:	190	RECORD	PCT. RANK	GAMES	SCHEDULE	OF SCHEDULE	RPI	RPI	RPI	RPI
DIV. I ONLY	3- 9	291	2-8	218	329	297	297	13	13	
DIV. I NON-CONF.	1- 7	321	0-6	257	326	333	333	15	15	
TOTALS	RPI 1-25	RPI 26-50	W-L RECORDS	RPI 51-100	RPI 101-150	RPI 150+				
3- 9	0- 0	0- 0	OVERALL	0- 1	0- 2	3- 6				
2- 2	0- 0	0- 0	HOME	0- 0	0- 1	2- 1				
1- 6	0- 0	0- 0	AWAY	0- 1	0- 0	1- 5				
0- 1	0- 0	0- 0	NEUTRAL	0- 0	0- 1	0- 0				
1- 7	0- 0	0- 0	NON-CONFERENCE	0- 1	0- 2	1- 4				
1- 1	0- 0	0- 0	HOME	0- 0	0- 1	1- 0				
0- 5	0- 0	0- 0	AWAY	0- 1	0- 0	0- 4				
0- 1	0- 0	0- 0	NEUTRAL	0- 0	0- 1	0- 0				
2- 2	0- 0	0- 0	CONFERENCE	0- 0	0- 0	2- 2				
1- 1	0- 0	0- 0	HOME	0- 0	0- 0	1- 1				
1- 1	0- 0	0- 0	AWAY	0- 0	0- 0	1- 1				
0- 0	0- 0	0- 0	NEUTRAL	0- 0	0- 0	0- 0				

RPI 1-25			RPI 26-50			RPI 51-100			RPI 101+			Team's RPI: 297
RPI	S	Opponent	Score	RPI	S	Opponent	Score	RPI	S	Opponent	Score	
						67 A Texas	53 84			137 N Utah	45 91	
										141 H Sam Houston St.	77 81	
										188 H Fla. Atlantic	53 80	
										198 A Southern Miss.	65 82	
										199 A Texas Tech	58 115	
										200 A Hawaii	50 62	
										237 A Louisiana Tech	82 73	
										260 A Texas St.	69 74	
										311 H FIU	60 45	
										323 A UTRGV	64 75	
										338 H Incarnate Word	63 56	
LAST 10 Division I												
237 A		Louisiana Tech	82 73	198 A		Southern Miss.	65 82					
311 H		FIU	60 45	260 A		Texas St.	69 74					
188 H		Fla. Atlantic	53 80	323 A		UTRGV	64 75					
199 A		Texas Tech	58 115	137 N		Utah	45 91					
141 H		Sam Houston St.	77 81	200 A		Hawaii	50 62					

Non-Div I Games: Texas Wesleyan 80 78 Southwest (NM) 79 62 Concordia (TX) 73 44

UTSA

Loss, Non-Conf, S Site, H Home A Away N Neutral

Average RPI Win:	216	WON-LOST	WINNING	LAST 10	STRENGTH OF	OPP. STRENGTH	TEAM	ADJ.	CONF.	ADJ CONF.
Average RPI Loss:	69	RECORD	PCT. RANK	GAMES	SCHEDULE	OF SCHEDULE	RPI	RPI	RPI	RPI
DIV. I ONLY	8- 8	169	5-5	83	74	137	137	1	1	
DIV. I NON-CONF.	7- 4	100	4-1	286	170	188	188	1	1	
TOTALS	RPI 1-25	RPI 26-50	W-L RECORDS	RPI 51-100	RPI 101-150	RPI 150+				
8- 8	0- 3	0- 2	OVERALL	1- 0	2- 2	5- 1				
5- 4	0- 1	0- 2	HOME	0- 0	1- 1	4- 0				
1- 4	0- 2	0- 0	AWAY	0- 0	1- 1	0- 1				
2- 0	0- 0	0- 0	NEUTRAL	1- 0	0- 0	1- 0				
7- 4	0- 0	0- 1	NON-CONFERENCE	1- 0	1- 2	5- 1				
4- 2	0- 0	0- 1	HOME	0- 0	0- 1	4- 0				
1- 2	0- 0	0- 0	AWAY	0- 0	1- 1	0- 1				
2- 0	0- 0	0- 0	NEUTRAL	1- 0	0- 0	1- 0				
1- 4	0- 3	0- 1	CONFERENCE	0- 0	1- 0	0- 0				
1- 2	0- 1	0- 1	HOME	0- 0	1- 0	0- 0				
0- 2	0- 2	0- 0	AWAY	0- 0	0- 0	0- 0				
0- 0	0- 0	0- 0	NEUTRAL	0- 0	0- 0	0- 0				

RPI 1-25				RPI 26-50				RPI 51-100				RPI 101+ Team's RPI: 137			
RPI	S	Opponent	Score	RPI	S	Opponent	Score	RPI	S	Opponent	Score	RPI	S	Opponent	Score
5	A	Oregon St.	48 77	41	H	Colorado	70 80	96	N	Texas Southern	61 52	102	H	Southern California	67 65
6	H	UCLA	54 84	42	H	South Dakota	81 84					103	A	BYU	77 73
12	A	Oregon	51 88									106	H	Providence	60 67
												113	A	Cincinnati	62 68
												230	A	Xavier	63 70
												239	H	Oral Roberts	78 58
												289	H	Eastern Wash.	87 49
												297	N	UTSA	91 45
												298	H	Weber St.	75 46
												300	H	Nevada	68 62
LAST 10 Division I															
				6	H	UCLA	54 84	102	H	Southern California	67 65				
				12	A	Oregon	51 88	106	H	Providence	60 67				
				5	A	Oregon St.	48 77	300	H	Nevada	68 62				
				41	H	Colorado	70 80	239	H	Oral Roberts	78 58				
				298	H	Weber St.	75 46	103	A	BYU	77 73				

Non-Div I Games:

Utah

Average RPI Win:	291	WON-LOST	WINNING	LAST 10	STRENGTH OF	OPP. STRENGTH	TEAM	ADJ.	CONF.	ADJ CONF.
Average RPI Loss:	184	RECORD	PCT. RANK	GAMES	SCHEDULE	OF SCHEDULE	RPI	RPI	RPI	RPI
DIV. I ONLY	4- 12	291	2-8	189	307	292	292	19	19	
DIV. I NON-CONF.	4- 6	212	2-2	158	265	200	200	25	25	
TOTALS	RPI 1-25	RPI 26-50	W-L RECORDS	RPI 51-100	RPI 101-150	RPI 150+				
4- 12	0- 2	0- 0	OVERALL	0- 0	0- 2	4- 8				
3- 4	0- 0	0- 0	HOME	0- 0	0- 0	3- 4				
1- 8	0- 2	0- 0	AWAY	0- 0	0- 2	1- 4				
0- 0	0- 0	0- 0	NEUTRAL	0- 0	0- 0	0- 0				
4- 6	0- 2	0- 0	NON-CONFERENCE	0- 0	0- 1	4- 3				
3- 1	0- 0	0- 0	HOME	0- 0	0- 0	3- 1				
1- 5	0- 2	0- 0	AWAY	0- 0	0- 1	1- 2				
0- 0	0- 0	0- 0	NEUTRAL	0- 0	0- 0	0- 0				
0- 6	0- 0	0- 0	CONFERENCE	0- 0	0- 1	0- 5				
0- 3	0- 0	0- 0	HOME	0- 0	0- 0	0- 3				
0- 3	0- 0	0- 0	AWAY	0- 0	0- 1	0- 2				
0- 0	0- 0	0- 0	NEUTRAL	0- 0	0- 0	0- 0				

RPI 1-25				RPI 26-50				RPI 51-100				RPI 101+ Team's RPI: 292			
RPI	S	Opponent	Score	RPI	S	Opponent	Score	RPI	S	Opponent	Score	RPI	S	Opponent	Score
5	A	Oregon St.	46 75									103	A	BYU	50 67
12	A	Oregon	52 109									119	A	Fresno St.	64 76
												154	H	Portland	64 70
												175	H	San Jose St.	61 76
												201	A	Cal St. Fullerton	62 83
												204	H	UNLV	46 60
												262	H	North Texas	66 55
												273	A	Long Beach St.	56 48
												282	A	San Diego St.	62 66
												291	H	Idaho St.	69 61
												300	A	Nevada	60 69
												313	H	Air Force	45 62
												337	H	Seattle U	70 63
												339	A	Utah Valley	49 57
LAST 10 Division I															
313	H	Air Force	45 62	300	A	Nevada	60 69								
282	A	San Diego St.	62 66	262	H	North Texas	66 55								
204	H	UNLV	46 60	5	A	Oregon St.	46 75								
339	A	Utah Valley	49 57	119	A	Fresno St.	64 76								
291	H	Idaho St.	69 61	175	H	San Jose St.	61 76								

Non-Div I Games: Dixie St. 61 49

Utah St.

Utah Valley

Through Games Of Jan. 13, 2020

Average RPI Win:	303	WON-LOST	WINNING	LAST 10	STRENGTH OF	OPP. STRENGTH	TEAM	ADJ.	CONF.	ADJ CONF.
Average RPI Loss:	214	RECORD	PCT. RANK	GAMES	SCHEDULE	OF SCHEDULE	RPI	RPI	RPI	RPI
DIV. I ONLY	4- 9	266	4-6	337	318	339	339	32	32	
DIV. I NON-CONF.	1- 9	326	1-6	323	273	346	346	32	32	
TOTALS	RPI 1-25	RPI 26-50	W-L RECORDS	RPI 51-100	RPI 101-150	RPI 150+				
4- 9	0- 0	0- 0	OVERALL	0- 1	0- 2	4- 6				
4- 4	0- 0	0- 0	HOME	0- 0	0- 1	4- 3				
0- 5	0- 0	0- 0	AWAY	0- 1	0- 1	0- 3				
0- 0	0- 0	0- 0	NEUTRAL	0- 0	0- 0	0- 0				
1- 9	0- 0	0- 0	NON-CONFERENCE	0- 1	0- 2	1- 6				
1- 4	0- 0	0- 0	HOME	0- 0	0- 1	1- 3				
0- 5	0- 0	0- 0	AWAY	0- 1	0- 1	0- 3				
0- 0	0- 0	0- 0	NEUTRAL	0- 0	0- 0	0- 0				
3- 0	0- 0	0- 0	CONFERENCE	0- 0	0- 0	3- 0				
3- 0	0- 0	0- 0	HOME	0- 0	0- 0	3- 0				
0- 0	0- 0	0- 0	AWAY	0- 0	0- 0	0- 0				
0- 0	0- 0	0- 0	NEUTRAL	0- 0	0- 0	0- 0				

RPI 1-25			RPI 26-50			RPI 51-100			RPI 101+			Team's RPI: 339
RPI	S	Opponent	Score	RPI	S	Opponent	Score	RPI	S	Opponent	Score	
						94 A Boise St.	69 77	103 A BYU		57 71		
								145 H Southern Utah		58 71		
								173 H Montana		52 63		
								235 A UC Riverside		53 67		
								236 H UMKC		62 41		
								286 A UC Santa Barbara		51 59		
								291 H Idaho St.		61 88		
								292 H Utah St.		57 49		
								298 A Weber St.		46 72		
								300 H Nevada		57 60		
								337 H Seattle U		70 58		
								348 H Chicago St.		89 58		
LAST 10 Division I												
236 H UMKC			62 41	337 H Seattle U			70 58					
348 H Chicago St.			89 58	173 H Montana			52 63					
292 H Utah St.			57 49	291 H Idaho St.			61 88					
298 A Weber St.			46 72	94 A Boise St.			69 77					
103 A BYU			57 71	235 A UC Riverside			53 67					

Non-Div I Games: Antelope Valley 77 61 Ottawa (AZ) 99 50

Utah Valley

Loss, Non-Conf, S Site, H Home A Away N Neutral

Average RPI Win:	185	WON-LOST	WINNING	LAST 10	STRENGTH OF	OPP. STRENGTH	TEAM	ADJ.	CONF.	ADJ CONF.
Average RPI Loss:	104	RECORD	PCT. RANK	GAMES	SCHEDULE	OF SCHEDULE	RPI	RPI	RPI	RPI
DIV. I ONLY	8- 8	169	5-5	104	100	134	134	12	12	
DIV. I NON-CONF.	5- 8	221	2-5	115	118	203	203	12	12	
TOTALS	RPI 1-25	RPI 26-50	W-L RECORDS	RPI 51-100	RPI 101-150	RPI 150+				
8- 8	0- 0	1- 1	OVERALL	1- 3	1- 3	5- 1				
5- 3	0- 0	1- 0	HOME	0- 1	1- 2	3- 0				
2- 5	0- 0	0- 1	AWAY	1- 2	0- 1	1- 1				
1- 0	0- 0	0- 0	NEUTRAL	0- 0	0- 0	1- 0				
5- 8	0- 0	1- 1	NON-CONFERENCE	0- 3	0- 3	4- 1				
4- 3	0- 0	1- 0	HOME	0- 1	0- 2	3- 0				
0- 5	0- 0	0- 1	AWAY	0- 2	0- 1	0- 1				
1- 0	0- 0	0- 0	NEUTRAL	0- 0	0- 0	1- 0				
3- 0	0- 0	0- 0	CONFERENCE	1- 0	1- 0	1- 0				
1- 0	0- 0	0- 0	HOME	0- 0	1- 0	0- 0				
2- 0	0- 0	0- 0	AWAY	1- 0	0- 0	1- 0				
0- 0	0- 0	0- 0	NEUTRAL	0- 0	0- 0	0- 0				

RPI S	Opponent	Score	RPI S	Opponent	Score	RPI S	Opponent	Score	RPI S	Opponent	Score	Team's RPI: 134
44	H Old Dominion	62 49	49	A Middle Tenn.	63 86	62	A Seton Hall	33 53	105	A Boston College	52 87	
						73	A South Fla.	55 77	113	H Cincinnati	56 58	
						85	H N.C. A&T	58 69	148	H Saint Joseph's	47 40	
						90	A Saint Louis	65 52	150	H William & Mary	55 69	
									191	A Rhode Island	75 54	
									198	A Southern Miss.	39 51	
									235	H UC Riverside	67 51	
									248	N Omaha	74 66	
									253	H East Carolina	53 40	
									271	H Appalachian St.	66 38	
LAST 10 Division I												
148	H Saint Joseph's	47 40	90	A Saint Louis	65 52							
191	A Rhode Island	75 54	44	H Old Dominion	62 49							
85	H N.C. A&T	58 69	150	H William & Mary	55 69							
235	H UC Riverside	67 51	113	H Cincinnati	56 58							
49	A Middle Tenn.	63 86	198	A Southern Miss.	39 51							

Non-Div I Games:

VCU

Valparaiso

Through Games Of Jan. 13, 2020

Average RPI Win:	283	WON-LOST	WINNING	LAST 10	STRENGTH OF	OPP. STRENGTH	TEAM	ADJ.	CONF.	ADJ CONF.
Average RPI Loss:	61	RECORD	PCT. RANK	GAMES	SCHEDULE	OF SCHEDULE	RPI	RPI	RPI	RPI
DIV. I ONLY	10- 5	79	8-2	310	133	174	174	7	7	
DIV. I NON-CONF.	8- 3	68	6-0	321	235	149	149	7	7	
TOTALS	RPI 1-25	RPI 26-50	W-L RECORDS	RPI 51-100	RPI 101-150	RPI 150+				
10- 5	0- 2	0- 1	OVERALL	0- 1	0- 0	10- 1				
4- 2	0- 1	0- 0	HOME	0- 1	0- 0	4- 0				
6- 2	0- 1	0- 0	AWAY	0- 0	0- 0	6- 1				
0- 1	0- 0	0- 1	NEUTRAL	0- 0	0- 0	0- 0				
8- 3	0- 1	0- 1	NON-CONFERENCE	0- 0	0- 0	8- 1				
4- 0	0- 0	0- 0	HOME	0- 0	0- 0	4- 0				
4- 2	0- 1	0- 0	AWAY	0- 0	0- 0	4- 1				
0- 1	0- 0	0- 1	NEUTRAL	0- 0	0- 0	0- 0				
2- 2	0- 1	0- 0	CONFERENCE	0- 1	0- 0	2- 0				
0- 2	0- 1	0- 0	HOME	0- 1	0- 0	0- 0				
2- 0	0- 0	0- 0	AWAY	0- 0	0- 0	2- 0				
0- 0	0- 0	0- 0	NEUTRAL	0- 0	0- 0	0- 0				

RPI S	Opponent	Score	RPI S	Opponent	Score	RPI S	Opponent	Score	RPI S	Opponent	Score	Team's RPI: 174
1	H Missouri St.	68 81	30	N Ohio St.	38 89	93	H Southern Ill.	51 67	167	A North Dakota	63 65	
15	A Northwestern	48 69							178	A Toledo	61 54	
									202	H Bowling Green	95 90	
									243	A Eastern Ill.	78 66	
									274	A Indiana St.	75 56	
									283	H Morehead St.	55 53	
									319	A North Dakota St.	66 54	
									325	A Detroit Mercy	77 58	
									326	A Evansville	88 66	
									332	H UIC	63 37	
									348	H Chicago St.	95 49	
LAST 10 Division I												
274	A Indiana St.	75 56	326	A Evansville	88 66							
1	H Missouri St.	68 81	283	H Morehead St.	55 53							
93	H Southern Ill.	51 67	332	H UIC	63 37							
243	A Eastern Ill.	78 66	325	A Detroit Mercy	77 58							
348	H Chicago St.	95 49	178	A Toledo	61 54							

Non-Div I Games:

Valparaiso

■ Loss,
■ Non-Conf, S Site,
■ Home
■ Away
N Neutral

Vanderbilt

Through Games Of Jan. 13, 2020

Average RPI Win:	192	WON-LOST	WINNING	LAST 10	STRENGTH OF	OPP. STRENGTH	TEAM	ADJ.	CONF.	ADJ CONF.
Average RPI Loss:	45	RECORD	PCT. RANK	GAMES	SCHEDULE	OF SCHEDULE	RPI	RPI	RPI	RPI
DIV. I ONLY	12- 5	68	7-3	56	101	54	54	5	5	
DIV. I NON-CONF.	10- 3	60	5-1	84	210	66	66	5	5	
TOTALS	RPI 1-25	RPI 26-50	W-L RECORDS	RPI 51-100	RPI 101-150	RPI 150+				
12- 5	0- 3	0- 0	OVERALL	3- 1	1- 1	8- 0				
8- 2	0- 2	0- 0	HOME	1- 0	1- 0	6- 0				
3- 1	0- 0	0- 0	AWAY	2- 0	0- 1	1- 0				
1- 2	0- 1	0- 0	NEUTRAL	0- 1	0- 0	1- 0				
10- 3	0- 2	0- 0	NON-CONFERENCE	2- 1	1- 0	7- 0				
7- 1	0- 1	0- 0	HOME	1- 0	1- 0	5- 0				
2- 0	0- 0	0- 0	AWAY	1- 0	0- 0	1- 0				
1- 2	0- 1	0- 0	NEUTRAL	0- 1	0- 0	1- 0				
2- 2	0- 1	0- 0	CONFERENCE	1- 0	0- 1	1- 0				
1- 1	0- 1	0- 0	HOME	0- 0	0- 0	1- 0				
1- 1	0- 0	0- 0	AWAY	1- 0	0- 1	0- 0				
0- 0	0- 0	0- 0	NEUTRAL	0- 0	0- 0	0- 0				

RPI 1-25				RPI 26-50				RPI 51-100 Team's RPI: 54				RPI 101+			
RPI	S	Opponent	Score	RPI	S	Opponent	Score	RPI	S	Opponent	Score	RPI	S	Opponent	Score
2	H	South Carolina	57 93					62	N	Seton Hall	65 69	125	H	Furman	74 46
4	H	UConn	51 64					72	A	Georgia	63 55	130	A	Florida	60 68
25	N	Rutgers	56 62					83	A	Washington	76 74	153	H	Auburn	77 55
								90	H	Saint Louis	62 50	164	H	Tennessee Tech	75 61
												172	H	Columbia	72 51
												256	N	UC Irvine	76 63
												263	H	Eastern Ky.	75 69
												290	H	Radford	80 46
												310	H	Jacksonville St.	88 66
												331	A	Tennessee St.	106 55
LAST 10 Division I															
72	A	Georgia	63 55	2	H	South Carolina	57 93								
130	A	Florida	60 68	256	N	UC Irvine	76 63								
153	H	Auburn	77 55	263	H	Eastern Ky.	75 69								
172	H	Columbia	72 51	164	H	Tennessee Tech	75 61								
83	A	Washington	76 74	62	N	Seton Hall	65 69								

Non-Div I Games:

Vanderbilt

Loss, Non-Conf, S Site, H Home A Away N Neutral

Average RPI Win:	316	WON-LOST	WINNING	LAST 10	STRENGTH OF	OPP. STRENGTH	TEAM	ADJ.	CONF.	ADJ CONF.
Average RPI Loss:	161	RECORD	PCT. RANK	GAMES	SCHEDULE	OF SCHEDULE	RPI	RPI	RPI	RPI
DIV. I ONLY	6- 9	226	4-6	266	325	277	277	28	28	
DIV. I NON-CONF.	5- 7	205	3-4	282	307	286	286	29	29	
TOTALS	RPI 1-25	RPI 26-50	W-L RECORDS	RPI 51-100	RPI 101-150	RPI 150+				
6- 9	0- 0	0- 0	OVERALL	0- 2	0- 2	6- 5				
5- 2	0- 0	0- 0	HOME	0- 0	0- 1	5- 1				
1- 7	0- 0	0- 0	AWAY	0- 2	0- 1	1- 4				
0- 0	0- 0	0- 0	NEUTRAL	0- 0	0- 0	0- 0				
5- 7	0- 0	0- 0	NON-CONFERENCE	0- 1	0- 2	5- 4				
4- 2	0- 0	0- 0	HOME	0- 0	0- 1	4- 1				
1- 5	0- 0	0- 0	AWAY	0- 1	0- 1	1- 3				
0- 0	0- 0	0- 0	NEUTRAL	0- 0	0- 0	0- 0				
1- 2	0- 0	0- 0	CONFERENCE	0- 1	0- 0	1- 1				
1- 0	0- 0	0- 0	HOME	0- 0	0- 0	1- 0				
0- 2	0- 0	0- 0	AWAY	0- 1	0- 0	0- 1				
0- 0	0- 0	0- 0	NEUTRAL	0- 0	0- 0	0- 0				

RPI S	Opponent	Score	RPI S	Opponent	Score	RPI S	Opponent	Score	RPI S	Opponent	Score	Team's RPI: 277
						57	A Minnesota	58 90	115	A Loyola Chicago	76 78	
						89	A Stony Brook	49 67	118	H Massachusetts	49 83	
									165	A Dartmouth	55 72	
									177	A Merrimack	53 78	
									191	A Rhode Island	74 77	
									221	H Saint Francis (PA)	69 73	
									269	H Navy	64 56	
									312	H UMBC	60 58	
									314	A Albany (NY)	49 58	
									317	H NJIT	65 59	
									318	H Bryant	71 66	
									333	H Canisius	76 53	
									346	A LIU Brooklyn	73 62	
LAST 10 Division I												
			89	A Stony Brook	49 67	312	H UMBC	60 58				
			314	A Albany (NY)	49 58	333	H Canisius	76 53				
			177	A Merrimack	53 78	221	H Saint Francis (PA)	69 73				
			346	A LIU Brooklyn	73 62	118	H Massachusetts	49 83				
			317	H NJIT	65 59	191	A Rhode Island	74 77				

Non-Div I Games: Norwich 86 40

Vermont

■ Loss,
 ■ Non-Conf, S Site,
 ■ Home
 ■ Away
 N Neutral

Villanova

Through Games Of Jan. 13, 2020

Average RPI Win:	138	WON-LOST	WINNING	LAST 10	STRENGTH OF	OPP. STRENGTH	TEAM	ADJ.	CONF.	ADJ CONF.
Average RPI Loss:	94	RECORD	PCT. RANK	GAMES	SCHEDULE	OF SCHEDULE	RPI	RPI	RPI	RPI
DIV. I ONLY	9- 7	141	6-4	89	26	88	88	6	6	
DIV. I NON-CONF.	5- 5	163	2-2	105	36	102	102	6	6	
TOTALS	RPI 1-25	RPI 26-50	W-L RECORDS	RPI 51-100	RPI 101-150	RPI 150+				
9- 7	0- 1	0- 1	OVERALL	3- 2	3- 2	3- 1				
4- 4	0- 1	0- 1	HOME	0- 0	2- 2	2- 0				
5- 3	0- 0	0- 0	AWAY	3- 2	1- 0	1- 1				
0- 0	0- 0	0- 0	NEUTRAL	0- 0	0- 0	0- 0				
5- 5	0- 0	0- 1	NON-CONFERENCE	1- 2	2- 1	2- 1				
2- 2	0- 0	0- 1	HOME	0- 0	1- 1	1- 0				
3- 3	0- 0	0- 0	AWAY	1- 2	1- 0	1- 1				
0- 0	0- 0	0- 0	NEUTRAL	0- 0	0- 0	0- 0				
4- 2	0- 1	0- 0	CONFERENCE	2- 0	1- 1	1- 0				
2- 2	0- 1	0- 0	HOME	0- 0	1- 1	1- 0				
2- 0	0- 0	0- 0	AWAY	2- 0	0- 0	0- 0				
0- 0	0- 0	0- 0	NEUTRAL	0- 0	0- 0	0- 0				

RPI	S	Opponent	Score	RPI	S	Opponent	Score	RPI	S	Opponent	Score	RPI	S	Opponent	Score
14	H	Creighton	42 58	43	H	James Madison	52 56	52	A	Temple	69 74	106	H	Providence	51 49
								56	A	St. John's (NY)	67 62	132	A	Fordham	73 66
								62	A	Seton Hall	61 55	133	H	Butler	41 58
								72	A	Georgia	63 58	136	H	George Washington	56 68
								78	A	Drexel	52 54	148	H	Saint Joseph's	60 44
												205	A	American	54 76
												206	A	La Salle	77 69
												229	H	Manhattan	63 51
												230	H	Xavier	66 54
LAST 10 Division I															
133	H	Butler	41 58	230	H	Xavier	66 54								
56	A	St. John's (NY)	67 62	206	A	La Salle	77 69								
62	A	Seton Hall	61 55	52	A	Temple	69 74								
14	H	Creighton	42 58	148	H	Saint Joseph's	60 44								
106	H	Providence	51 49	78	A	Drexel	52 54								

Non-Div I Games:

Villanova

Loss, Non-Conf, S Site, H Home A Away N Neutral

Average RPI Win:	107	WON-LOST	WINNING	LAST 10	STRENGTH OF	OPP. STRENGTH	TEAM	ADJ.	CONF.	ADJ CONF.
Average RPI Loss:	32	RECORD	PCT. RANK	GAMES	SCHEDULE	OF SCHEDULE	RPI	RPI	RPI	RPI
DIV. I ONLY	7- 9	208	4-6	1	24	26	26	3	3	
DIV. I NON-CONF.	5- 6	187	2-3	1	27	17	17	3	3	
TOTALS	RPI 1-25	RPI 26-50	W-L RECORDS	RPI 51-100	RPI 101-150	RPI 150+				
7- 9	0- 6	3- 1	OVERALL	1- 1	1- 1	2- 0				
4- 3	0- 2	3- 0	HOME	1- 1	0- 0	0- 0				
3- 5	0- 3	0- 1	AWAY	0- 0	1- 1	2- 0				
0- 1	0- 1	0- 0	NEUTRAL	0- 0	0- 0	0- 0				
5- 6	0- 5	2- 0	NON-CONFERENCE	1- 0	0- 1	2- 0				
3- 2	0- 2	2- 0	HOME	1- 0	0- 0	0- 0				
2- 3	0- 2	0- 0	AWAY	0- 0	0- 1	2- 0				
0- 1	0- 1	0- 0	NEUTRAL	0- 0	0- 0	0- 0				
2- 3	0- 1	1- 1	CONFERENCE	0- 1	1- 0	0- 0				
1- 1	0- 0	1- 0	HOME	0- 1	0- 0	0- 0				
1- 2	0- 1	0- 1	AWAY	0- 0	1- 0	0- 0				
0- 0	0- 0	0- 0	NEUTRAL	0- 0	0- 0	0- 0				

RPI 1-25				RPI 26-50				RPI 51-100				RPI 101+			
RPI	S	Opponent	Score	RPI	S	Opponent	Score	RPI	S	Opponent	Score	RPI	S	Opponent	Score
4	A	UConn	44 83	29	A	Georgia Tech	51 61	63	H	Bucknell	84 60	102	A	Southern California	49 59
6	H	UCLA	62 73	40	H	Duke	66 63	69	H	North Carolina	47 65	105	A	Boston College	69 52
13	N	Mississippi St.	59 72	43	H	James Madison	55 49					204	A	UNLV	63 55
18	H	Kentucky	47 50	44	H	Old Dominion	56 53					252	A	CSUN	72 47
21	A	NC State	60 80												
25	A	Rutgers	63 73												
LAST 10 Division I															
40	H	Duke	66 63	105	A	Boston College	69 52								
21	A	NC State	60 80	204	A	UNLV	63 55								
69	H	North Carolina	47 65	25	A	Rutgers	63 73								
29	A	Georgia Tech	51 61	6	H	UCLA	62 73								
13	N	Mississippi St.	59 72	43	H	James Madison	55 49								

Non-Div I Games:

Virginia

■ Loss,
■ Non-Conf,
■ S Site,
■ H Home
■ A Away
N Neutral

Average RPI Win:	156	WON-LOST	WINNING	LAST 10	STRENGTH OF	OPP. STRENGTH	TEAM	ADJ.	CONF.	ADJ CONF.
Average RPI Loss:	38	RECORD	PCT. RANK	GAMES	SCHEDULE	OF SCHEDULE	RPI	RPI	RPI	RPI
DIV. I ONLY	12- 4	52	6-4	63	60	37	37	3	3	
DIV. I NON-CONF.	10- 1	19	4-1	123	80	28	28	3	3	
TOTALS	RPI 1-25	RPI 26-50	W-L RECORDS	RPI 51-100	RPI 101-150	RPI 150+				
12- 4	0- 2	1- 1	OVERALL	4- 1	2- 0	5- 0				
8- 0	0- 0	1- 0	HOME	3- 0	0- 0	4- 0				
1- 3	0- 2	0- 1	AWAY	0- 0	0- 0	1- 0				
3- 1	0- 0	0- 0	NEUTRAL	1- 1	2- 0	0- 0				
10- 1	0- 0	1- 0	NON-CONFERENCE	3- 1	2- 0	4- 0				
6- 0	0- 0	1- 0	HOME	2- 0	0- 0	3- 0				
1- 0	0- 0	0- 0	AWAY	0- 0	0- 0	1- 0				
3- 1	0- 0	0- 0	NEUTRAL	1- 1	2- 0	0- 0				
2- 3	0- 2	0- 1	CONFERENCE	1- 0	0- 0	1- 0				
2- 0	0- 0	0- 0	HOME	1- 0	0- 0	1- 0				
0- 3	0- 2	0- 1	AWAY	0- 0	0- 0	0- 0				
0- 0	0- 0	0- 0	NEUTRAL	0- 0	0- 0	0- 0				

RPI 1-25				RPI 26-50				Team's RPI: 37	RPI 51-100				RPI 101+			
RPI	S	Opponent	Score	RPI	S	Opponent	Score		RPI	S	Opponent	Score	RPI	S	Opponent	Score
17	A	Florida St.	62 86	27	H	Purdue	67 54		69	H	North Carolina	76 70	138	N	Rice	54 45
21	A	NC State	69 76	40	A	Duke	67 72		72	N	Georgia	72 77	144	N	Wichita St.	84 63
									91	N	Belmont	60 58	192	A	George Mason	77 58
									97	H	Davidson	88 68	209	H	Gardner-Webb	87 65
									100	H	Liberty	73 69	221	H	Saint Francis (PA)	105 41
													288	H	Pittsburgh	68 56
													299	H	UMES	86 43
LAST 10 Division I																
288	H	Pittsburgh	68 56	40	A	Duke	67 72		138	N	Rice	54 45				
69	H	North Carolina	76 70	209	H	Gardner-Webb	87 65		27	H	Purdue	67 54				
21	A	NC State	69 76	72	N	Georgia	72 77									
17	A	Florida St.	62 86													
144	N	Wichita St.	84 63													

Non-Div I Games:

Virginia Tech

■ Loss,
 ■ Non-Conf,
 ■ S Site,
 ■ H Home
 ■ A Away
 N Neutral

Average RPI Win:	319	WON-LOST	WINNING	LAST 10	STRENGTH OF	OPP. STRENGTH	TEAM	ADJ.	CONF.	ADJ CONF.
Average RPI Loss:	143	RECORD	PCT. RANK	GAMES	SCHEDULE	OF SCHEDULE	RPI	RPI	RPI	RPI
DIV. I ONLY	3- 11	301	1-9	115	330	285	285	30	30	
DIV. I NON-CONF.	3- 7	252	1-5	54	336	219	219	30	30	
TOTALS	RPI 1-25	RPI 26-50	W-L RECORDS	RPI 51-100	RPI 101-150	RPI 150+				
3- 11	0- 1	0- 0	OVERALL	0- 2	0- 3	3- 5				
3- 2	0- 0	0- 0	HOME	0- 1	0- 0	3- 1				
0- 9	0- 1	0- 0	AWAY	0- 1	0- 3	0- 4				
0- 0	0- 0	0- 0	NEUTRAL	0- 0	0- 0	0- 0				
3- 7	0- 1	0- 0	NON-CONFERENCE	0- 2	0- 3	3- 1				
3- 1	0- 0	0- 0	HOME	0- 1	0- 0	3- 0				
0- 6	0- 1	0- 0	AWAY	0- 1	0- 3	0- 1				
0- 0	0- 0	0- 0	NEUTRAL	0- 0	0- 0	0- 0				
0- 4	0- 0	0- 0	CONFERENCE	0- 0	0- 0	0- 4				
0- 1	0- 0	0- 0	HOME	0- 0	0- 0	0- 1				
0- 3	0- 0	0- 0	AWAY	0- 0	0- 0	0- 3				
0- 0	0- 0	0- 0	NEUTRAL	0- 0	0- 0	0- 0				

RPI 1-25				RPI 26-50				RPI 51-100				RPI 101+ Team's RPI: 285			
RPI	S	Opponent	Score	RPI	S	Opponent	Score	RPI	S	Opponent	Score	RPI	S	Opponent	Score
24	A	Maryland	56 119					51	A	Yale	68 87	112	A	Colgate	58 74
								89	H	Stony Brook	45 66	123	A	Rider	63 77
												133	A	Butler	58 74
												163	A	Robert Morris	47 51
												179	A	Youngstown St.	42 64
												214	A	Mt. St. Mary's	63 78
												221	A	Saint Francis (PA)	50 51
												264	H	Sacred Heart	65 79
												312	H	UMBC	67 60
												317	H	NJIT	61 59
												327	H	Saint Peter's	90 89
LAST 10 Division I															
163	A	Robert Morris	47 51	221	A	Saint Francis (PA)	50 51								
264	H	Sacred Heart	65 79	123	A	Rider	63 77								
214	A	Mt. St. Mary's	63 78	89	H	Stony Brook	45 66								
51	A	Yale	68 87	179	A	Youngstown St.	42 64								
112	A	Colgate	58 74	317	H	NJIT	61 59								

Non-Div I Games: Staten Island 81 57

Wagner

■ Loss,
 ■ Non-Conf,
 ■ S Site,
 ■ H Home
 ■ A Away
 N Neutral

Wake Forest

Through Games Of Jan. 13, 2020

Average RPI Win:	141	WON-LOST	WINNING	LAST 10	STRENGTH OF	OPP. STRENGTH	TEAM	ADJ.	CONF.	ADJ CONF.
Average RPI Loss:	74	RECORD	PCT. RANK	GAMES	SCHEDULE	OF SCHEDULE	RPI	RPI	RPI	RPI
DIV. I ONLY	10- 6	101	7-3	61	20	58	58	3	3	
DIV. I NON-CONF.	7- 4	100	4-1	116	117	98	98	3	3	
TOTALS	RPI 1-25	RPI 26-50	W-L RECORDS	RPI 51-100	RPI 101-150	RPI 150+				
10- 6	0- 1	2- 2	OVERALL	1- 2	3- 0	4- 1				
6- 2	0- 0	1- 1	HOME	0- 1	1- 0	4- 0				
2- 4	0- 1	1- 1	AWAY	1- 1	0- 0	0- 1				
2- 0	0- 0	0- 0	NEUTRAL	0- 0	2- 0	0- 0				
7- 4	0- 0	0- 1	NON-CONFERENCE	1- 2	3- 0	3- 1				
4- 2	0- 0	0- 1	HOME	0- 1	1- 0	3- 0				
1- 2	0- 0	0- 0	AWAY	1- 1	0- 0	0- 1				
2- 0	0- 0	0- 0	NEUTRAL	0- 0	2- 0	0- 0				
3- 2	0- 1	2- 1	CONFERENCE	0- 0	0- 0	1- 0				
2- 0	0- 0	1- 0	HOME	0- 0	0- 0	1- 0				
1- 2	0- 1	1- 1	AWAY	0- 0	0- 0	0- 0				
0- 0	0- 0	0- 0	NEUTRAL	0- 0	0- 0	0- 0				

RPI 1-25				RPI 26-50				RPI 51-100 Team's RPI: 58				RPI 101+			
RPI	S	Opponent	Score	RPI	S	Opponent	Score	RPI	S	Opponent	Score	RPI	S	Opponent	Score
3	A	Louisville	61 75	29	H	Georgia Tech	65 60	56	A	St. John's (NY)	74 82	116	N	Dayton	78 59
				31	A	Miami (FL)	56 59	87	A	Elon	69 57	130	N	Florida	73 68
				40	A	Duke	60 58	98	H	UNC Greensboro	65 67	131	H	Campbell	74 46
				48	H	Charlotte	65 77					168	H	Clemson	63 58
												210	A	ETSU	60 67
												224	H	UNCW	65 55
												228	H	Col. of Charleston	106 50
												253	H	East Carolina	76 53
LAST 10 Division I															
168	H	Clemson	63 58	3	A	Louisville	61 75								
29	H	Georgia Tech	65 60	116	N	Dayton	78 59								
40	A	Duke	60 58	131	H	Campbell	74 46								
31	A	Miami (FL)	56 59	210	A	ETSU	60 67								
130	N	Florida	73 68	253	H	East Carolina	76 53								

Non-Div I Games:

Wake Forest

■ Loss,
 ■ Non-Conf,
 ■ S Site,
 ■ H Home
 ■ A Away
 N Neutral

Average RPI Win:	166	WON-LOST	WINNING	LAST 10	STRENGTH OF	OPP. STRENGTH	TEAM	ADJ.	CONF.	ADJ CONF.
Average RPI Loss:	93	RECORD	PCT. RANK	GAMES	SCHEDULE	OF SCHEDULE	RPI	RPI	RPI	RPI
DIV. I ONLY	10- 5	79	6-4	112	37	83	83	1	1	
DIV. I NON-CONF.	8- 3	68	4-2	193	87	121	121	1	1	
TOTALS	RPI 1-25	RPI 26-50	W-L RECORDS	RPI 51-100	RPI 101-150	RPI 150+				
10- 5	1- 1	0- 0	OVERALL	3- 2	0- 0	6- 2				
4- 4	0- 0	0- 0	HOME	1- 2	0- 0	3- 2				
3- 1	0- 1	0- 0	AWAY	2- 0	0- 0	1- 0				
3- 0	1- 0	0- 0	NEUTRAL	0- 0	0- 0	2- 0				
8- 3	1- 0	0- 0	NON-CONFERENCE	1- 1	0- 0	6- 2				
4- 3	0- 0	0- 0	HOME	1- 1	0- 0	3- 2				
1- 0	0- 0	0- 0	AWAY	0- 0	0- 0	1- 0				
3- 0	1- 0	0- 0	NEUTRAL	0- 0	0- 0	2- 0				
2- 2	0- 1	0- 0	CONFERENCE	2- 1	0- 0	0- 0				
0- 1	0- 0	0- 0	HOME	0- 1	0- 0	0- 0				
2- 1	0- 1	0- 0	AWAY	2- 0	0- 0	0- 0				
0- 0	0- 0	0- 0	NEUTRAL	0- 0	0- 0	0- 0				

RPI	S	Opponent	Score
8	A	Stanford	56 77
10	N	Iowa	70 63

RPI	S	Opponent	Score
-----	---	----------	-------

RPI	S	Opponent	Score
53	A	Washington St.	65 56
53	H	Washington St.	59 66
54	H	Vanderbilt	74 76
76	H	CSU Bakersfield	80 49
99	A	California	67 64

RPI	S	Opponent	Score
152	H	Tulane	62 64
158	N	Iona	65 34
190	A	San Diego	65 47
200	H	Hawaii	50 62
219	H	San Francisco	73 54
220	N	Howard	75 58
298	H	Weber St.	94 41
337	H	Seattle U	78 46

LAST 10 Division I

8	A	Stanford	56 77	53	H	Washington St.	59 66
99	A	California	67 64	190	A	San Diego	65 47
53	A	Washington St.	65 56	200	H	Hawaii	50 62
54	H	Vanderbilt	74 76	10	N	Iowa	70 63
219	H	San Francisco	73 54	220	N	Howard	75 58

Non-Div I Games:

Washington

■ Loss,
 ■ Non-Conf,
 S Site,
 ■ Home
 ■ Away
 N Neutral

Average RPI Win:	181	WON-LOST	WINNING	LAST 10	STRENGTH OF	OPP. STRENGTH	TEAM	ADJ.	CONF.	ADJ CONF.
Average RPI Loss:	22	RECORD	PCT. RANK	GAMES	SCHEDULE	OF SCHEDULE	RPI	RPI	RPI	RPI
DIV. I ONLY	9- 7	141	5-5	22	8	53	53	1	1	
DIV. I NON-CONF.	7- 5	130	3-3	59	10	81	81	1	1	
TOTALS	RPI 1-25	RPI 26-50	W-L RECORDS	RPI 51-100	RPI 101-150	RPI 150+				
9- 7	0- 5	0- 1	OVERALL	3- 1	1- 0	5- 0				
5- 2	0- 1	0- 0	HOME	0- 1	1- 0	4- 0				
3- 2	0- 1	0- 1	AWAY	3- 0	0- 0	0- 0				
1- 3	0- 3	0- 0	NEUTRAL	0- 0	0- 0	1- 0				
7- 5	0- 4	0- 1	NON-CONFERENCE	1- 0	1- 0	5- 0				
5- 1	0- 1	0- 0	HOME	0- 0	1- 0	4- 0				
1- 1	0- 0	0- 1	AWAY	1- 0	0- 0	0- 0				
1- 3	0- 3	0- 0	NEUTRAL	0- 0	0- 0	1- 0				
2- 2	0- 1	0- 0	CONFERENCE	2- 1	0- 0	0- 0				
0- 1	0- 0	0- 0	HOME	0- 1	0- 0	0- 0				
2- 1	0- 1	0- 0	AWAY	2- 0	0- 0	0- 0				
0- 0	0- 0	0- 0	NEUTRAL	0- 0	0- 0	0- 0				

RPI 1-25				RPI 26-50				RPI 51-100				RPI 101+			
RPI	S	Opponent	Score	RPI	S	Opponent	Score	RPI	S	Opponent	Score	RPI	S	Opponent	Score
2	N	South Carolina	53 68	31	A	Miami (FL)	68 74	83	A	Washington	66 59	103	H	BYU	67 50
7	H	Gonzaga	53 76					83	H	Washington	56 65	231	H	Pepperdine	85 48
8	A	Stanford	58 77					94	A	Boise St.	80 68	252	H	CSUN	71 61
9	N	Indiana	44 78					99	A	California	96 75	254	H	Ark.-Pine Bluff	85 56
16	N	Baylor	66 89									256	H	UC Irvine	87 59
												258	N	Southern U.	69 54
LAST 10 Division I															
				99	A	California	96 75	83	A	Washington	66 59				
				8	A	Stanford	58 77	256	H	UC Irvine	87 59				
				83	H	Washington	56 65	7	H	Gonzaga	53 76				
				31	A	Miami (FL)	68 74	254	H	Ark.-Pine Bluff	85 56				
				258	N	Southern U.	69 54	9	N	Indiana	44 78				

Non-Div I Games:

Washington St.

■ Loss,
 ■ Non-Conf,
 ■ S Site,
 ■ H Home
 ■ A Away
 N Neutral

Average RPI Win:	253	WON-LOST	WINNING	LAST 10	STRENGTH OF	OPP. STRENGTH	TEAM	ADJ.	CONF.	ADJ CONF.
Average RPI Loss:	177	RECORD	PCT. RANK	GAMES	SCHEDULE	OF SCHEDULE	RPI	RPI	RPI	RPI
DIV. I ONLY	3- 11	301	3-7	263	216	298	298	20	20	
DIV. I NON-CONF.	2- 7	288	2-3	129	196	233	233	17	17	
TOTALS	RPI 1-25	RPI 26-50	W-L RECORDS	RPI 51-100	RPI 101-150	RPI 150+				
3- 11	0- 1	0- 0	OVERALL	0- 2	0- 2	3- 6				
1- 3	0- 0	0- 0	HOME	0- 0	0- 0	1- 3				
2- 8	0- 1	0- 0	AWAY	0- 2	0- 2	2- 3				
0- 0	0- 0	0- 0	NEUTRAL	0- 0	0- 0	0- 0				
2- 7	0- 1	0- 0	NON-CONFERENCE	0- 2	0- 1	2- 3				
1- 1	0- 0	0- 0	HOME	0- 0	0- 0	1- 1				
1- 6	0- 1	0- 0	AWAY	0- 2	0- 1	1- 2				
0- 0	0- 0	0- 0	NEUTRAL	0- 0	0- 0	0- 0				
1- 4	0- 0	0- 0	CONFERENCE	0- 0	0- 1	1- 3				
0- 2	0- 0	0- 0	HOME	0- 0	0- 0	0- 2				
1- 2	0- 0	0- 0	AWAY	0- 0	0- 1	1- 1				
0- 0	0- 0	0- 0	NEUTRAL	0- 0	0- 0	0- 0				

RPI	S	Opponent	Score	RPI	S	Opponent	Score	RPI	S	Opponent	Score	RPI	S	Opponent	Score	Team's RPI: 298
6	A	UCLA	45 85					65	A	Pacific	53 76	120	A	Idaho	50 70	
								83	A	Washington	41 94	137	A	Utah	46 75	
												154	H	Portland	59 78	
												184	A	Northern Colo.	65 60	
												203	A	UTEP	51 70	
												235	A	UC Riverside	64 54	
												240	H	Northern Ariz.	82 88	
												289	A	Eastern Wash.	53 63	
												303	A	New Mexico St.	47 77	
												339	H	Utah Valley	72 46	
												343	H	Sacramento St.	67 91	
LAST 10 Division I																
184	A	Northern Colo.	65 60	343	H	Sacramento St.	67 91									
240	H	Northern Ariz.	82 88	339	H	Utah Valley	72 46									
120	A	Idaho	50 70	303	A	New Mexico St.	47 77									
289	A	Eastern Wash.	53 63	203	A	UTEP	51 70									
137	A	Utah	46 75	235	A	UC Riverside	64 54									

Non-Div I Games:

Weber St.

■ Loss,
 ■ Non-Conf,
 ■ S Site,
 ■ H Home
 ■ A Away
 N Neutral

West Virginia

Through Games Of Jan. 13, 2020

Average RPI Win:	160	WON-LOST	WINNING	LAST 10	STRENGTH OF	OPP. STRENGTH	TEAM	ADJ.	CONF.	ADJ CONF.
Average RPI Loss:	14	RECORD	PCT. RANK	GAMES	SCHEDULE	OF SCHEDULE	RPI	RPI	RPI	RPI
DIV. I ONLY	13- 1	9	9-1	100	75	22	22	4	4	
DIV. I NON-CONF.	10- 1	19	6-1	179	82	37	37	4	4	
TOTALS	RPI 1-25	RPI 26-50	W-L RECORDS	RPI 51-100	RPI 101-150	RPI 150+				
13- 1	1- 1	0- 0	OVERALL	4- 0	1- 0	7- 0				
6- 0	0- 0	0- 0	HOME	1- 0	1- 0	4- 0				
3- 0	1- 0	0- 0	AWAY	1- 0	0- 0	1- 0				
4- 1	0- 1	0- 0	NEUTRAL	2- 0	0- 0	2- 0				
10- 1	1- 1	0- 0	NON-CONFERENCE	2- 0	1- 0	6- 0				
5- 0	0- 0	0- 0	HOME	0- 0	1- 0	4- 0				
1- 0	1- 0	0- 0	AWAY	0- 0	0- 0	0- 0				
4- 1	0- 1	0- 0	NEUTRAL	2- 0	0- 0	2- 0				
3- 0	0- 0	0- 0	CONFERENCE	2- 0	0- 0	1- 0				
1- 0	0- 0	0- 0	HOME	1- 0	0- 0	0- 0				
2- 0	0- 0	0- 0	AWAY	1- 0	0- 0	1- 0				
0- 0	0- 0	0- 0	NEUTRAL	0- 0	0- 0	0- 0				

RPI	S	Opponent	Score
13	A	Mississippi St.	71 65
14	N	Creighton	75 82

RPI	S	Opponent	Score
59	A	Kansas	68 49
67	H	Texas	68 63
68	N	Syracuse	71 69
95	N	Michigan St.	63 57

RPI	S	Opponent	Score
59	A	Kansas	68 49
67	H	Texas	68 63
68	N	Syracuse	71 69
95	N	Michigan St.	63 57

RPI	S	Opponent	Score
140	H	Cornell	68 62
155	A	Kansas St.	74 63
157	N	Norfolk St.	72 55
171	N	New Mexico	73 60
221	H	Saint Francis (PA)	74 45
290	H	Radford	74 37
302	H	Presbyterian	56 40
341	H	Coppin St.	82 47

LAST 10 Division I

59	A	Kansas	68 49	67	H	Texas	68 63
155	A	Kansas St.	74 63	157	N	Norfolk St.	72 55
140	H	Cornell	68 62	13	A	Mississippi St.	71 65
68	N	Syracuse	71 69	171	N	New Mexico	73 60
95	N	Michigan St.	63 57	14	N	Creighton	75 82

Non-Div I Games:

West Virginia

■ Loss,
 ■ Non-Conf, S Site,
 ■ Home
 ■ Away
 N Neutral

Average RPI Win:	347	WON-LOST	WINNING	LAST 10	STRENGTH OF	OPP. STRENGTH	TEAM	ADJ.	CONF.	ADJ CONF.
Average RPI Loss:	176	RECORD	PCT. RANK	GAMES	SCHEDULE	OF SCHEDULE	RPI	RPI	RPI	RPI
DIV. I ONLY	1- 14	343	1-9	185	336	335	335	23	23	
DIV. I NON-CONF.	1- 12	335	1-7	110	345	321	321	20	20	
TOTALS	RPI 1-25	RPI 26-50	W-L RECORDS	RPI 51-100	RPI 101-150	RPI 150+				
1- 14	0- 0	0- 0	OVERALL	0- 3	0- 2	1- 9				
1- 8	0- 0	0- 0	HOME	0- 0	0- 2	1- 6				
0- 6	0- 0	0- 0	AWAY	0- 3	0- 0	0- 3				
0- 0	0- 0	0- 0	NEUTRAL	0- 0	0- 0	0- 0				
1- 12	0- 0	0- 0	NON-CONFERENCE	0- 3	0- 2	1- 7				
1- 6	0- 0	0- 0	HOME	0- 0	0- 2	1- 4				
0- 6	0- 0	0- 0	AWAY	0- 3	0- 0	0- 3				
0- 0	0- 0	0- 0	NEUTRAL	0- 0	0- 0	0- 0				
0- 2	0- 0	0- 0	CONFERENCE	0- 0	0- 0	0- 2				
0- 2	0- 0	0- 0	HOME	0- 0	0- 0	0- 2				
0- 0	0- 0	0- 0	AWAY	0- 0	0- 0	0- 0				
0- 0	0- 0	0- 0	NEUTRAL	0- 0	0- 0	0- 0				

RPI 1-25				RPI 26-50				RPI 51-100				RPI 101+				Team's RPI: 335	
RPI	S	Opponent	Score	RPI	S	Opponent	Score	RPI	S	Opponent	Score	RPI	S	Opponent	Score		
								69	A	North Carolina	55	92	104	H	Coastal Caro.	43	66
								87	A	Elon	24	68	131	H	Campbell	40	61
								97	A	Davidson	51	101	156	H	Cleveland St.	61	68
													164	H	Tennessee Tech	58	62
													196	H	UNC Asheville	47	64
													209	A	Gardner-Webb	62	88
													210	H	ETSU	57	62
													222	H	Chattanooga	52	59
													228	A	Col. of Charleston	62	73
													255	H	Winthrop	60	63
													336	A	USC Upstate	62	70
													347	H	Charleston So.	69	64
LAST 10 Division I																	
222	H	Chattanooga	52	59	210	H	ETSU	57	62								
228	A	Col. of Charleston	62	73	347	H	Charleston So.	69	64								
255	H	Winthrop	60	63	209	A	Gardner-Webb	62	88								
164	H	Tennessee Tech	58	62	104	H	Coastal Caro.	43	66								
156	H	Cleveland St.	61	68	97	A	Davidson	51	101								

Non-Div I Games: Southern Wesleyan 70 37 UVa-Wise 64 55

Western Caro.

Average RPI Win:	292	WON-LOST	WINNING	LAST 10	STRENGTH OF	OPP. STRENGTH	TEAM	ADJ.	CONF.	ADJ CONF.
Average RPI Loss:	97	RECORD	PCT. RANK	GAMES	SCHEDULE	OF SCHEDULE	RPI	RPI	RPI	RPI
DIV. I ONLY	6- 9	226	5-5	230	175	233	233	18	18	
DIV. I NON-CONF.	3- 7	252	2-3	206	167	261	261	19	19	
TOTALS	RPI 1-25	RPI 26-50	W-L RECORDS	RPI 51-100	RPI 101-150	RPI 150+				
6- 9	0- 1	0- 2	OVERALL	0- 3	0- 1	6- 2				
4- 2	0- 0	0- 1	HOME	0- 0	0- 1	4- 0				
2- 5	0- 1	0- 1	AWAY	0- 2	0- 0	2- 1				
0- 2	0- 0	0- 0	NEUTRAL	0- 1	0- 0	0- 1				
3- 7	0- 1	0- 1	NON-CONFERENCE	0- 2	0- 1	3- 2				
2- 1	0- 0	0- 0	HOME	0- 0	0- 1	2- 0				
1- 4	0- 1	0- 1	AWAY	0- 1	0- 0	1- 1				
0- 2	0- 0	0- 0	NEUTRAL	0- 1	0- 0	0- 1				
3- 2	0- 0	0- 1	CONFERENCE	0- 1	0- 0	3- 0				
2- 1	0- 0	0- 1	HOME	0- 0	0- 0	2- 0				
1- 1	0- 0	0- 0	AWAY	0- 1	0- 0	1- 0				
0- 0	0- 0	0- 0	NEUTRAL	0- 0	0- 0	0- 0				

RPI 1-25				RPI 26-50				RPI 51-100				RPI 101+ Team's RPI: 233			
RPI	S	Opponent	Score	RPI	S	Opponent	Score	RPI	S	Opponent	Score	RPI	S	Opponent	Score
23	A	Drake	75 94	27	A	Purdue	59 66	84	A	Illinois St.	65 78	108	H	Bradley	49 84
				42	H	South Dakota	65 96	92	A	South Dakota St.	45 75	161	A	Missouri	89 97
								93	N	Southern Ill.	65 79	193	H	Southeast Mo. St.	97 91
												243	N	Eastern Ill.	52 60
												274	H	Indiana St.	83 72
												294	H	Denver	82 75
												319	A	North Dakota St.	79 78
												322	H	Purdue Fort Wayne	79 68
												348	A	Chicago St.	88 78
LAST 10 Division I															
322	H	Purdue Fort Wayne	79 68	294	H	Denver	82 75								
92	A	South Dakota St.	45 75	93	N	Southern Ill.	65 79								
319	A	North Dakota St.	79 78	193	H	Southeast Mo. St.	97 91								
42	H	South Dakota	65 96	348	A	Chicago St.	88 78								
243	N	Eastern Ill.	52 60	84	A	Illinois St.	65 78								

Non-Div I Games: Culver-Stockton 82 76 Ill.-Springfield 91 51 Mo. Baptist 90 69

Western Ill.

Loss, Non-Conf, S Site, H Home A Away N Neutral

Average RPI Win:	131	WON-LOST	WINNING	LAST 10	STRENGTH OF	OPP. STRENGTH	TEAM	ADJ.	CONF.	ADJ CONF.
Average RPI Loss:	112	RECORD	PCT. RANK	GAMES	SCHEDULE	OF SCHEDULE	RPI	RPI	RPI	RPI
DIV. I ONLY	10- 5	79	6-4	106	16	47	47	13	13	
DIV. I NON-CONF.	8- 3	68	4-2	101	4	29	29	15	15	
TOTALS	RPI 1-25	RPI 26-50	W-L RECORDS	RPI 51-100	RPI 101-150	RPI 150+				
10- 5	0- 1	3- 1	OVERALL	2- 0	0- 2	5- 1				
6- 0	0- 0	3- 0	HOME	1- 0	0- 0	2- 0				
3- 5	0- 1	0- 1	AWAY	1- 0	0- 2	2- 1				
1- 0	0- 0	0- 0	NEUTRAL	0- 0	0- 0	1- 0				
8- 3	0- 1	2- 1	NON-CONFERENCE	2- 0	0- 1	4- 0				
4- 0	0- 0	2- 0	HOME	1- 0	0- 0	1- 0				
3- 3	0- 1	0- 1	AWAY	1- 0	0- 1	2- 0				
1- 0	0- 0	0- 0	NEUTRAL	0- 0	0- 0	1- 0				
2- 2	0- 0	1- 0	CONFERENCE	0- 0	0- 1	1- 1				
2- 0	0- 0	1- 0	HOME	0- 0	0- 0	1- 0				
0- 2	0- 0	0- 0	AWAY	0- 0	0- 1	0- 1				
0- 0	0- 0	0- 0	NEUTRAL	0- 0	0- 0	0- 0				

RPI 1-25				RPI 26-50				Team's RPI: 47	RPI 51-100				RPI 101+			
RPI	S	Opponent	Score	RPI	S	Opponent	Score		RPI	S	Opponent	Score	RPI	S	Opponent	Score
3	A	Louisville	56 75	27	A	Purdue	50 67		66	A	Ball St.	91 86	129	A	Saint Mary's (CA)	73 80
				28	H	Central Mich.	93 58		91	H	Belmont	77 46	138	A	Rice	65 73
				39	H	Oklahoma	74 63						151	A	Samford	88 84
				49	H	Middle Tenn.	71 63						159	H	UAB	69 65
													197	H	Little Rock	77 58
													218	N	Tulsa	76 63
													262	A	North Texas	54 61
													316	A	Mercer	75 62
LAST 10 Division I																
				159	H	UAB	69 65		49	H	Middle Tenn.	71 63				
				138	A	Rice	65 73		66	A	Ball St.	91 86				
				262	A	North Texas	54 61		39	H	Oklahoma	74 63				
				27	A	Purdue	50 67		129	A	Saint Mary's (CA)	73 80				
				151	A	Samford	88 84		218	N	Tulsa	76 63				

Non-Div I Games:

Western Ky.

■ Loss,
■ Non-Conf,
■ S Site,
■ H Home
■ A Away
N Neutral

Average RPI Win:	258	WON-LOST	WINNING	LAST 10	STRENGTH OF	OPP. STRENGTH	TEAM	ADJ.	CONF.	ADJ CONF.
Average RPI Loss:	132	RECORD	PCT. RANK	GAMES	SCHEDULE	OF SCHEDULE	RPI	RPI	RPI	RPI
DIV. I ONLY	8- 5	113	7-3	222	274	143	143	10	10	
DIV. I NON-CONF.	6- 4	122	5-2	266	317	174	174	10	10	
TOTALS	RPI 1-25	RPI 26-50	W-L RECORDS	RPI 51-100	RPI 101-150	RPI 150+				
8- 5	0- 0	0- 0	OVERALL	0- 2	1- 1	7- 2				
3- 1	0- 0	0- 0	HOME	0- 0	0- 0	3- 1				
3- 3	0- 0	0- 0	AWAY	0- 1	1- 1	2- 1				
2- 1	0- 0	0- 0	NEUTRAL	0- 1	0- 0	2- 0				
6- 4	0- 0	0- 0	NON-CONFERENCE	0- 2	1- 0	5- 2				
2- 1	0- 0	0- 0	HOME	0- 0	0- 0	2- 1				
2- 2	0- 0	0- 0	AWAY	0- 1	1- 0	1- 1				
2- 1	0- 0	0- 0	NEUTRAL	0- 1	0- 0	2- 0				
2- 1	0- 0	0- 0	CONFERENCE	0- 0	0- 1	2- 0				
1- 0	0- 0	0- 0	HOME	0- 0	0- 0	1- 0				
1- 1	0- 0	0- 0	AWAY	0- 0	0- 1	1- 0				
0- 0	0- 0	0- 0	NEUTRAL	0- 0	0- 0	0- 0				

RPI 1-25			RPI 26-50			RPI 51-100			RPI 101+			Team's RPI: 143
RPI	S	Opponent	Score	RPI	S	Opponent	Score	RPI	S	Opponent	Score	
						60 A Michigan	55 76	115 A Loyola Chicago		70 60		
						89 N Stony Brook	47 50	122 A Kent St.		63 75		
								166 A Akron		56 51		
								178 H Toledo		84 72		
								188 H Fla. Atlantic		79 80		
								203 A UTEP		46 76		
								294 N Denver		79 70		
								303 N New Mexico St.		79 76		
								325 H Detroit Mercy		82 67		
								332 A UIC		80 52		
								348 H Chicago St.		90 69		
LAST 10 Division I												
166 A Akron			56 51	122 A Kent St.			63 75					
178 H Toledo			84 72	348 H Chicago St.			90 69					
115 A Loyola Chicago			70 60	332 A UIC			80 52					
89 N Stony Brook			47 50	303 N New Mexico St.			79 76					
294 N Denver			79 70	203 A UTEP			46 76					

Non-Div I Games: Kentucky St. 80 41

Western Mich.

■ Loss,
 ■ Non-Conf, S Site,
 ■ Home
 ■ Away
 N Neutral

Average RPI Win:	219	WON-LOST	WINNING	LAST 10	STRENGTH OF	OPP. STRENGTH	TEAM	ADJ.	CONF.	ADJ CONF.
Average RPI Loss:	69	RECORD	PCT. RANK	GAMES	SCHEDULE	OF SCHEDULE	RPI	RPI	RPI	RPI
DIV. I ONLY	9- 7	141	5-5	193	31	144	144	8	8	
DIV. I NON-CONF.	8- 5	117	4-3	228	38	134	134	8	8	
TOTALS	RPI 1-25	RPI 26-50	W-L RECORDS	RPI 51-100	RPI 101-150	RPI 150+				
9- 7	0- 3	1- 2	OVERALL	0- 0	1- 0	7- 2				
6- 2	0- 0	1- 1	HOME	0- 0	0- 0	5- 1				
2- 4	0- 3	0- 0	AWAY	0- 0	0- 0	2- 1				
1- 1	0- 0	0- 1	NEUTRAL	0- 0	1- 0	0- 0				
8- 5	0- 2	1- 2	NON-CONFERENCE	0- 0	1- 0	6- 1				
6- 1	0- 0	1- 1	HOME	0- 0	0- 0	5- 0				
1- 3	0- 2	0- 0	AWAY	0- 0	0- 0	1- 1				
1- 1	0- 0	0- 1	NEUTRAL	0- 0	1- 0	0- 0				
1- 2	0- 1	0- 0	CONFERENCE	0- 0	0- 0	1- 1				
0- 1	0- 0	0- 0	HOME	0- 0	0- 0	0- 1				
1- 1	0- 1	0- 0	AWAY	0- 0	0- 0	1- 0				
0- 0	0- 0	0- 0	NEUTRAL	0- 0	0- 0	0- 0				

RPI 1-25				RPI 26-50				RPI 51-100				RPI 101+ Team's RPI: 144			
RPI	S	Opponent	Score	RPI	S	Opponent	Score	RPI	S	Opponent	Score	RPI	S	Opponent	Score
1	A	Missouri St.	55 68	36	H	UNI	50 61					111	N	Montana St.	66 64
4	A	UConn	55 83	37	N	Virginia Tech	63 84					152	H	Tulane	56 61
14	A	Creighton	46 56	39	H	Oklahoma	88 83					187	H	Eastern Mich.	63 52
LAST 10 Division I															
				152	H	Tulane	56 61	253	A	East Carolina	61 53				
				4	A	UConn	55 83	254	H	Ark.-Pine Bluff	100 50				
				328	H	Grambling	77 65	14	A	Creighton	46 56				
				37	N	Virginia Tech	63 84	187	H	Eastern Mich.	63 52				
				111	N	Montana St.	66 64	1	A	Missouri St.	55 68				

Non-Div I Games:

Wichita St.

William & Mary

Through Games Of Jan. 13, 2020

Average RPI Win:	236	WON-LOST	WINNING	LAST 10	STRENGTH OF	OPP. STRENGTH	TEAM	ADJ.	CONF.	ADJ CONF.
Average RPI Loss:	110	RECORD	PCT. RANK	GAMES	SCHEDULE	OF SCHEDULE	RPI	RPI	RPI	RPI
DIV. I ONLY	11- 4	57	7-3	315	102	150	150	14	14	
DIV. I NON-CONF.	9- 2	40	5-1	338	86	144	144	13	13	
TOTALS	RPI 1-25	RPI 26-50	W-L RECORDS	RPI 51-100	RPI 101-150	RPI 150+				
11- 4	0- 0	0- 2	OVERALL	0- 0	2- 1	9- 1				
5- 2	0- 0	0- 1	HOME	0- 0	0- 0	5- 1				
6- 2	0- 0	0- 1	AWAY	0- 0	2- 1	4- 0				
0- 0	0- 0	0- 0	NEUTRAL	0- 0	0- 0	0- 0				
9- 2	0- 0	0- 1	NON-CONFERENCE	0- 0	2- 1	7- 0				
4- 1	0- 0	0- 1	HOME	0- 0	0- 0	4- 0				
5- 1	0- 0	0- 0	AWAY	0- 0	2- 1	3- 0				
0- 0	0- 0	0- 0	NEUTRAL	0- 0	0- 0	0- 0				
2- 2	0- 0	0- 1	CONFERENCE	0- 0	0- 0	2- 1				
1- 1	0- 0	0- 0	HOME	0- 0	0- 0	1- 1				
1- 1	0- 0	0- 1	AWAY	0- 0	0- 0	1- 0				
0- 0	0- 0	0- 0	NEUTRAL	0- 0	0- 0	0- 0				

RPI S	Opponent	Score	RPI S	Opponent	Score	RPI S	Opponent	Score	RPI S	Opponent	Score
			43	A James Madison	70 84				127	A Richmond	73 76
			44	H Old Dominion	58 69				134	A VCU	69 55
									136	A George Washington	63 51
									157	H Norfolk St.	65 56
									208	A Towson	83 75
									224	H UNCW	55 72
									228	H Col. of Charleston	85 60
									245	A Delaware St.	73 52
									253	A East Carolina	78 68
									278	A Army West Point	77 65
									299	H UMES	78 50
									312	H UMBC	76 48
									342	H Hartford	61 44
LAST 10 Division I											
			224	H UNCW	55 72				228	H Col. of Charleston	85 60
			208	A Towson	83 75				134	A VCU	69 55
			43	A James Madison	70 84				44	H Old Dominion	58 69
			136	A George Washington	63 51				245	A Delaware St.	73 52
			157	H Norfolk St.	65 56				342	H Hartford	61 44

Non-Div I Games:

William & Mary

Loss, Non-Conf, S Site, H Home A Away N Neutral

Winthrop

Through Games Of Jan. 13, 2020

Average RPI Win:	280	WON-LOST	WINNING	LAST 10	STRENGTH OF	OPP. STRENGTH	TEAM	ADJ.	CONF.	ADJ CONF.
Average RPI Loss:	177	RECORD	PCT. RANK	GAMES	SCHEDULE	OF SCHEDULE	RPI	RPI	RPI	RPI
DIV. I ONLY	7- 7	169	6-4	319	251	255	255	27	27	
DIV. I NON-CONF.	3- 6	235	2-3	311	216	296	296	27	27	
TOTALS	RPI 1-25	RPI 26-50	W-L RECORDS	RPI 51-100	RPI 101-150	RPI 150+				
7- 7	0- 1	0- 1	OVERALL	0- 0	0- 0	7- 5				
3- 3	0- 0	0- 0	HOME	0- 0	0- 0	3- 3				
4- 3	0- 1	0- 1	AWAY	0- 0	0- 0	4- 1				
0- 1	0- 0	0- 0	NEUTRAL	0- 0	0- 0	0- 1				
3- 6	0- 1	0- 1	NON-CONFERENCE	0- 0	0- 0	3- 4				
0- 3	0- 0	0- 0	HOME	0- 0	0- 0	0- 3				
3- 2	0- 1	0- 1	AWAY	0- 0	0- 0	3- 0				
0- 1	0- 0	0- 0	NEUTRAL	0- 0	0- 0	0- 1				
4- 1	0- 0	0- 0	CONFERENCE	0- 0	0- 0	4- 1				
3- 0	0- 0	0- 0	HOME	0- 0	0- 0	3- 0				
1- 1	0- 0	0- 0	AWAY	0- 0	0- 0	1- 1				
0- 0	0- 0	0- 0	NEUTRAL	0- 0	0- 0	0- 0				

RPI 1-25				RPI 26-50				RPI 51-100				RPI 101+ Team's RPI: 255			
RPI	S	Opponent	Score	RPI	S	Opponent	Score	RPI	S	Opponent	Score	RPI	S	Opponent	Score
18	A	Kentucky	36 91	44	A	Old Dominion	44 68					158	H	Iona	61 68
												170	H	Hampton	72 66
												209	A	Gardner-Webb	59 71
												224	A	UNCW	75 63
												228	H	Col. of Charleston	73 84
												272	H	High Point	69 63
												287	H	Ga. Southern	47 91
												293	N	Wofford	59 60
												302	H	Presbyterian	61 54
												324	A	N.C. Central	56 46
												335	A	Western Caro.	63 60
												336	A	USC Upstate	52 38
LAST 10 Division I															
336	A	USC Upstate	52 38	302	H	Presbyterian	61 54								
209	A	Gardner-Webb	59 71	224	A	UNCW	75 63								
272	H	High Point	69 63	18	A	Kentucky	36 91								
170	H	Hampton	72 66	228	H	Col. of Charleston	73 84								
335	A	Western Caro.	63 60	287	H	Ga. Southern	47 91								

Non-Div I Games:

Winthrop

■ Loss,
■ Non-Conf,
■ S Site,
■ H Home
■ A Away
N Neutral

Average RPI Win:	232	WON-LOST	WINNING	LAST 10	STRENGTH OF	OPP. STRENGTH	TEAM	ADJ.	CONF.	ADJ CONF.
Average RPI Loss:	45	RECORD	PCT. RANK	GAMES	SCHEDULE	OF SCHEDULE	RPI	RPI	RPI	RPI
DIV. I ONLY	9- 7	141	4-6	110	120	117	117	2	2	
DIV. I NON-CONF.	8- 3	68	3-2	211	199	93	93	2	2	
TOTALS	RPI 1-25	RPI 26-50	W-L RECORDS	RPI 51-100	RPI 101-150	RPI 150+				
9- 7	0- 1	0- 4	OVERALL	2- 2	0- 0	7- 0				
7- 1	0- 1	0- 0	HOME	1- 0	0- 0	6- 0				
1- 5	0- 0	0- 3	AWAY	0- 2	0- 0	1- 0				
1- 1	0- 0	0- 1	NEUTRAL	1- 0	0- 0	0- 0				
8- 3	0- 0	0- 3	NON-CONFERENCE	2- 0	0- 0	6- 0				
6- 0	0- 0	0- 0	HOME	1- 0	0- 0	5- 0				
1- 2	0- 0	0- 2	AWAY	0- 0	0- 0	1- 0				
1- 1	0- 0	0- 1	NEUTRAL	1- 0	0- 0	0- 0				
1- 4	0- 1	0- 1	CONFERENCE	0- 2	0- 0	1- 0				
1- 1	0- 1	0- 0	HOME	0- 0	0- 0	1- 0				
0- 3	0- 0	0- 1	AWAY	0- 2	0- 0	0- 0				
0- 0	0- 0	0- 0	NEUTRAL	0- 0	0- 0	0- 0				

RPI	S	Opponent	Score	RPI	S	Opponent	Score	RPI	S	Opponent	Score	RPI	S	Opponent	Score	Team's RPI: 117
25	H	Rutgers	61 64	27	A	Purdue	61 72	55	A	Nebraska	50 65	211	H	Penn St.	71 65	
				29	A	Georgia Tech	41 60	66	N	Ball St.	67 56	243	H	Eastern Ill.	63 55	
				41	A	Colorado	57 74	79	H	North Florida	75 62	265	H	Milwaukee	71 40	
				46	N	Arkansas	64 68	95	A	Michigan St.	52 69	293	H	Wofford	78 65	
												305	H	Alabama St.	85 67	
												306	H	Prairie View	68 42	
												319	A	North Dakota St.	64 63	
LAST 10 Division I																
				55	A	Nebraska	50 65	95	A	Michigan St.	52 69					
				211	H	Penn St.	71 65	305	H	Alabama St.	85 67					
				27	A	Purdue	61 72	319	A	North Dakota St.	64 63					
				25	H	Rutgers	61 64	29	A	Georgia Tech	41 60					
				306	H	Prairie View	68 42	46	N	Arkansas	64 68					

Non-Div I Games:

Wisconsin

■ Loss,
 ■ Non-Conf,
 ■ S Site,
 ■ H Home
 ■ A Away
 N Neutral

Wofford

Through Games Of Jan. 13, 2020

Average RPI Win:	261	WON-LOST	WINNING	LAST 10	STRENGTH OF	OPP. STRENGTH	TEAM	ADJ.	CONF.	ADJ CONF.
Average RPI Loss:	174	RECORD	PCT. RANK	GAMES	SCHEDULE	OF SCHEDULE	RPI	RPI	RPI	RPI
DIV. I ONLY	5- 9	242	5-5	237	297	293	293	23	23	
DIV. I NON-CONF.	4- 8	235	4-4	169	330	277	277	20	20	
TOTALS	RPI 1-25	RPI 26-50	W-L RECORDS	RPI 51-100	RPI 101-150	RPI 150+				
5- 9	0- 0	0- 0	OVERALL	0- 1	0- 2	5- 6				
4- 4	0- 0	0- 0	HOME	0- 0	0- 1	4- 3				
0- 5	0- 0	0- 0	AWAY	0- 1	0- 1	0- 3				
1- 0	0- 0	0- 0	NEUTRAL	0- 0	0- 0	1- 0				
4- 8	0- 0	0- 0	NON-CONFERENCE	0- 1	0- 2	4- 5				
3- 3	0- 0	0- 0	HOME	0- 0	0- 1	3- 2				
0- 5	0- 0	0- 0	AWAY	0- 1	0- 1	0- 3				
1- 0	0- 0	0- 0	NEUTRAL	0- 0	0- 0	1- 0				
1- 1	0- 0	0- 0	CONFERENCE	0- 0	0- 0	1- 1				
1- 1	0- 0	0- 0	HOME	0- 0	0- 0	1- 1				
0- 0	0- 0	0- 0	AWAY	0- 0	0- 0	0- 0				
0- 0	0- 0	0- 0	NEUTRAL	0- 0	0- 0	0- 0				

RPI S	Opponent	Score	RPI S	Opponent	Score	RPI S	Opponent	Score	RPI S	Opponent	Score	Team's RPI: 293
						59	A Kansas	64 83	104	H Coastal Caro.	73 78	
									117	A Wisconsin	65 78	
									151	H Samford	58 74	
									153	A Auburn	82 84	
									196	H UNC Asheville	75 38	
									209	A Gardner-Webb	53 67	
									217	A Northern Ky.	72 80	
									234	H Longwood	79 76	
									255	N Winthrop	60 59	
									271	H Appalachian St.	51 54	
									287	H Ga. Southern	57 70	
									302	H Presbyterian	67 60	
									316	H Mercer	77 49	
LAST 10 Division I												
			151	H Samford	58 74	316	H Mercer	77 49				
			59	A Kansas	64 83	287	H Ga. Southern	57 70				
			217	A Northern Ky.	72 80	302	H Presbyterian	67 60				
			196	H UNC Asheville	75 38	255	N Winthrop	60 59				
			271	H Appalachian St.	51 54	234	H Longwood	79 76				

Non-Div I Games: Brevard 82 34 Erskine 100 38 UNKNOWN 89 38

Wofford

Loss, Non-Conf, S Site, H Home A Away N Neutral

Average RPI Win:	201	WON-LOST	WINNING	LAST 10	STRENGTH OF	OPP. STRENGTH	TEAM	ADJ.	CONF.	ADJ CONF.
Average RPI Loss:	128	RECORD	PCT. RANK	GAMES	SCHEDULE	OF SCHEDULE	RPI	RPI	RPI	RPI
DIV. I ONLY	8- 8	169	5-5	185	126	147	147	17	17	
DIV. I NON-CONF.	4- 6	212	1-3	180	62	167	167	18	18	
TOTALS	RPI 1-25	RPI 26-50	W-L RECORDS	RPI 51-100	RPI 101-150	RPI 150+				
8- 8	0- 0	0- 0	OVERALL	1- 4	0- 2	7- 2				
3- 1	0- 0	0- 0	HOME	1- 0	0- 1	2- 0				
4- 5	0- 0	0- 0	AWAY	0- 3	0- 1	4- 1				
1- 2	0- 0	0- 0	NEUTRAL	0- 1	0- 0	1- 1				
4- 6	0- 0	0- 0	NON-CONFERENCE	1- 3	0- 2	3- 1				
1- 1	0- 0	0- 0	HOME	1- 0	0- 1	0- 0				
2- 3	0- 0	0- 0	AWAY	0- 2	0- 1	2- 0				
1- 2	0- 0	0- 0	NEUTRAL	0- 1	0- 0	1- 1				
4- 2	0- 0	0- 0	CONFERENCE	0- 1	0- 0	4- 1				
2- 0	0- 0	0- 0	HOME	0- 0	0- 0	2- 0				
2- 2	0- 0	0- 0	AWAY	0- 1	0- 0	2- 1				
0- 0	0- 0	0- 0	NEUTRAL	0- 0	0- 0	0- 0				

RPI 1-25			RPI 26-50			RPI 51-100			RPI 101+			Team's RPI: 147
RPI	S	Opponent	Score	RPI	S	Opponent	Score	RPI	S	Opponent	Score	
						59 N Kansas	63 74	110 A UT Arlington		62 68		
						61 A IUPUI	60 80	114 H Abilene Christian		64 83		
						64 A UCF	53 69	156 H Cleveland St.		78 62		
						76 H CSU Bakersfield	65 60	162 A Green Bay		70 58		
						82 A Iowa St.	71 79	179 H Youngstown St.		91 41		
								195 A SMU		69 61		
								230 A Xavier		86 74		
								265 A Milwaukee		58 60		
								268 N St. Bonaventure		56 57		
								279 N Loyola Maryland		66 51		
								332 A UIC		58 43		
LAST 10 Division I												
332 A UIC		58 43	61 A IUPUI		60 80							
179 H Youngstown St.		91 41	64 A UCF		53 69							
156 H Cleveland St.		78 62	268 N St. Bonaventure		56 57							
162 A Green Bay		70 58	82 A Iowa St.		71 79							
265 A Milwaukee		58 60	195 A SMU		69 61							

Non-Div I Games: Marian (IN) 64 60

Wright St.

Wyoming

Through Games Of Jan. 13, 2020

Average RPI Win:	230	WON-LOST	WINNING	LAST 10	STRENGTH OF	OPP. STRENGTH	TEAM	ADJ.	CONF.	ADJ CONF.
Average RPI Loss:	170	RECORD	PCT. RANK	GAMES	SCHEDULE	OF SCHEDULE	RPI	RPI	RPI	RPI
DIV. I ONLY	6- 8	212	5-5	229	231	227	227	19	19	
DIV. I NON-CONF.	3- 5	224	2-2	217	223	263	263	25	25	
TOTALS	RPI 1-25	RPI 26-50	W-L RECORDS	RPI 51-100	RPI 101-150	RPI 150+				
6- 8	0- 1	0- 1	OVERALL	1- 1	1- 0	4- 5				
3- 4	0- 1	0- 1	HOME	1- 0	1- 0	1- 2				
3- 4	0- 0	0- 0	AWAY	0- 1	0- 0	3- 3				
0- 0	0- 0	0- 0	NEUTRAL	0- 0	0- 0	0- 0				
3- 5	0- 1	0- 1	NON-CONFERENCE	0- 1	1- 0	2- 2				
2- 3	0- 1	0- 1	HOME	0- 0	1- 0	1- 1				
1- 2	0- 0	0- 0	AWAY	0- 1	0- 0	1- 1				
0- 0	0- 0	0- 0	NEUTRAL	0- 0	0- 0	0- 0				
3- 3	0- 0	0- 0	CONFERENCE	1- 0	0- 0	2- 3				
1- 1	0- 0	0- 0	HOME	1- 0	0- 0	0- 1				
2- 2	0- 0	0- 0	AWAY	0- 0	0- 0	2- 2				
0- 0	0- 0	0- 0	NEUTRAL	0- 0	0- 0	0- 0				

RPI 1-25				RPI 26-50				RPI 51-100				RPI 101+ Team's RPI: 227			
RPI	S	Opponent	Score	RPI	S	Opponent	Score	RPI	S	Opponent	Score	RPI	S	Opponent	Score
7	H	Gonzaga	54 65	41	H	Colorado	56 66	92	A	South Dakota St.	40 67	129	H	Saint Mary's (CA)	69 67
								94	H	Boise St.	73 68	171	A	New Mexico	73 66
												184	H	Northern Colo.	44 46
												204	A	UNLV	53 65
												259	H	Colorado St.	49 56
												282	A	San Diego St.	60 67
												294	A	Denver	57 71
												313	A	Air Force	65 63
												319	A	North Dakota St.	66 57
												351	H	Mississippi Val.	95 22
LAST 10 Division I															
				282	A	San Diego St.	60 67	204	A	UNLV	53 65				
				259	H	Colorado St.	49 56	351	H	Mississippi Val.	95 22				
				94	H	Boise St.	73 68	171	A	New Mexico	73 66				
				7	H	Gonzaga	54 65	313	A	Air Force	65 63				
				184	H	Northern Colo.	44 46	319	A	North Dakota St.	66 57				

Non-Div I Games: Colo. Christian 70 31

Wyoming

■ Loss,
■ Non-Conf, S Site,
■ Home
■ Away
N Neutral

Average RPI Win: 188	WON-LOST	WINNING	LAST 10	STRENGTH OF	OPP. STRENGTH	TEAM	ADJ.	CONF.	ADJ CONF.
Average RPI Loss: 104	RECORD	PCT. RANK	GAMES	SCHEDULE	OF SCHEDULE	RPI	RPI	RPI	RPI
DIV. I ONLY	2- 14	331	1-9	35	121	230	230	6	6
DIV. I NON-CONF.	1- 10	329	0-5	16	182	237	237	6	6
TOTALS	RPI 1-25	RPI 26-50	W-L RECORDS	RPI 51-100	RPI 101-150	RPI 150+			
2- 14	0- 1	0- 1	OVERALL	0- 5	1- 5	1- 2			
1- 7	0- 0	0- 1	HOME	0- 2	1- 3	0- 1			
1- 5	0- 0	0- 0	AWAY	0- 3	0- 1	1- 1			
0- 2	0- 1	0- 0	NEUTRAL	0- 0	0- 1	0- 0			
1- 10	0- 1	0- 1	NON-CONFERENCE	0- 2	1- 4	0- 2			
1- 4	0- 0	0- 1	HOME	0- 0	1- 2	0- 1			
0- 4	0- 0	0- 0	AWAY	0- 2	0- 1	0- 1			
0- 2	0- 1	0- 0	NEUTRAL	0- 0	0- 1	0- 0			
1- 4	0- 0	0- 0	CONFERENCE	0- 3	0- 1	1- 0			
0- 3	0- 0	0- 0	HOME	0- 2	0- 1	0- 0			
1- 1	0- 0	0- 0	AWAY	0- 1	0- 0	1- 0			
0- 0	0- 0	0- 0	NEUTRAL	0- 0	0- 0	0- 0			

RPI 1-25				RPI 26-50				RPI 51-100				RPI 101+				Team's RPI: 230	
RPI	S	Opponent	Score	RPI	S	Opponent	Score	RPI	S	Opponent	Score	RPI	S	Opponent	Score		
15	N	Northwestern	59 79	41	H	Colorado	53 62	52	A	Temple	65 78	113	H	Cincinnati	78 85		
								56	H	St. John's (NY)	67 75	123	A	Rider	57 64		
								62	H	Seton Hall	61 83	130	N	Florida	64 67		
								66	A	Ball St.	49 70	133	H	Butler	70 78		
								88	A	Villanova	54 66	137	H	Utah	70 63		
												147	H	Wright St.	74 86		
												163	A	Robert Morris	57 71		
												238	A	Georgetown	85 64		
												263	H	Eastern Ky.	55 56		
LAST 10 Division I																	
238	A	Georgetown	85 64	88	A	Villanova	54 66										
133	H	Butler	70 78	130	N	Florida	64 67										
62	H	Seton Hall	61 83	113	H	Cincinnati	78 85										
56	H	St. John's (NY)	67 75	263	H	Eastern Ky.	55 56										
15	N	Northwestern	59 79	41	H	Colorado	53 62										

Non-Div I Games:

Xavier

■ Loss,
 ■ Non-Conf,
 S Site,
 ■ Home
 ■ Away
 N Neutral

Average RPI Win:	204	WON-LOST	WINNING	LAST 10	STRENGTH OF	OPP. STRENGTH	TEAM	ADJ.	CONF.	ADJ CONF.
Average RPI Loss:	58	RECORD	PCT. RANK	GAMES	SCHEDULE	OF SCHEDULE	RPI	RPI	RPI	RPI
DIV. I ONLY	10- 3	49	8-2	124	166	51	51	9	9	
DIV. I NON-CONF.	10- 3	60	8-2	132	191	57	57	9	9	
TOTALS	RPI 1-25	RPI 26-50	W-L RECORDS	RPI 51-100	RPI 101-150	RPI 150+				
10- 3	0- 1	0- 0	OVERALL	1- 1	2- 1	7- 0				
5- 1	0- 0	0- 0	HOME	0- 1	1- 0	4- 0				
4- 2	0- 1	0- 0	AWAY	1- 0	0- 1	3- 0				
1- 0	0- 0	0- 0	NEUTRAL	0- 0	1- 0	0- 0				
10- 3	0- 1	0- 0	NON-CONFERENCE	1- 1	2- 1	7- 0				
5- 1	0- 0	0- 0	HOME	0- 1	1- 0	4- 0				
4- 2	0- 1	0- 0	AWAY	1- 0	0- 1	3- 0				
1- 0	0- 0	0- 0	NEUTRAL	0- 0	1- 0	0- 0				
0- 0	0- 0	0- 0	CONFERENCE	0- 0	0- 0	0- 0				
0- 0	0- 0	0- 0	HOME	0- 0	0- 0	0- 0				
0- 0	0- 0	0- 0	AWAY	0- 0	0- 0	0- 0				
0- 0	0- 0	0- 0	NEUTRAL	0- 0	0- 0	0- 0				

RPI 1-25				RPI 26-50				RPI 51-100 Team's RPI: 51				RPI 101+			
RPI	S	Opponent	Score	RPI	S	Opponent	Score	RPI	S	Opponent	Score	RPI	S	Opponent	Score
6	A	UCLA	65 100					56	H	St. John's (NY)	66 80	106	H	Providence	82 79
								69	A	North Carolina	66 63	112	A	Colgate	67 70
												119	N	Fresno St.	87 67
												182	A	Northeastern	78 63
												207	H	Quinnipiac	63 59
												226	A	UMass Lowell	67 59
												264	H	Sacred Heart	87 40
												266	A	LMU (CA)	81 65
												285	H	Wagner	87 68
												316	H	Mercer	68 60
LAST 10 Division I															
285	H	Wagner	87 68	316	H	Mercer	68 60								
69	A	North Carolina	66 63	119	N	Fresno St.	87 67								
264	H	Sacred Heart	87 40	6	A	UCLA	65 100								
56	H	St. John's (NY)	66 80	182	A	Northeastern	78 63								
266	A	LMU (CA)	81 65	226	A	UMass Lowell	67 59								

Non-Div I Games:

Yale

Average RPI Win:	240	WON-LOST	WINNING	LAST 10	STRENGTH OF	OPP. STRENGTH	TEAM	ADJ.	CONF.	ADJ CONF.
Average RPI Loss:	140	RECORD	PCT. RANK	GAMES	SCHEDULE	OF SCHEDULE	RPI	RPI	RPI	RPI
DIV. I ONLY	7- 7	169	5-5	205	232	179	179	17	17	
DIV. I NON-CONF.	5- 4	140	3-2	244	186	161	161	18	18	
TOTALS	RPI 1-25	RPI 26-50	W-L RECORDS	RPI 51-100	RPI 101-150	RPI 150+				
7- 7	0- 1	0- 0	OVERALL	1- 0	0- 2	6- 4				
5- 1	0- 0	0- 0	HOME	1- 0	0- 1	4- 0				
2- 6	0- 1	0- 0	AWAY	0- 0	0- 1	2- 4				
0- 0	0- 0	0- 0	NEUTRAL	0- 0	0- 0	0- 0				
5- 4	0- 1	0- 0	NON-CONFERENCE	0- 0	0- 1	5- 2				
3- 1	0- 0	0- 0	HOME	0- 0	0- 1	3- 0				
2- 3	0- 1	0- 0	AWAY	0- 0	0- 0	2- 2				
0- 0	0- 0	0- 0	NEUTRAL	0- 0	0- 0	0- 0				
2- 3	0- 0	0- 0	CONFERENCE	1- 0	0- 1	1- 2				
2- 0	0- 0	0- 0	HOME	1- 0	0- 0	1- 0				
0- 3	0- 0	0- 0	AWAY	0- 0	0- 1	0- 2				
0- 0	0- 0	0- 0	NEUTRAL	0- 0	0- 0	0- 0				

RPI S	Opponent	Score	RPI S	Opponent	Score	RPI S	Opponent	Score	RPI S	Opponent	Score	Team's RPI: 179
9	A Indiana	56 93				61	H IUPUI	75 73	122	H Kent St.	73 82	
									147	A Wright St.	41 91	
									156	A Cleveland St.	52 60	
									163	A Robert Morris	43 58	
									166	A Akron	62 91	
									187	H Eastern Mich.	79 77	
									217	A Northern Ky.	56 75	
									221	A Saint Francis (PA)	56 46	
									263	A Eastern Ky.	72 63	
									285	H Wagner	64 42	
									332	H UIC	77 65	
									333	H Canisius	87 59	
LAST 10 Division I												
147	A Wright St.	41 91	156	A Cleveland St.	52 60							
217	A Northern Ky.	56 75	221	A Saint Francis (PA)	56 46							
332	H UIC	77 65	263	A Eastern Ky.	72 63							
61	H IUPUI	75 73	285	H Wagner	64 42							
9	A Indiana	56 93	166	A Akron	62 91							

Non-Div I Games: Lake Erie 83 48 Muskingum 92 46

Youngstown St.

Loss, Non-Conf, S Site, H Home A Away N Neutral