

Average RPI Win:	279	WON-LOST	WINNING	LAST 10	STRENGTH OF	OPP. STRENGTH	TEAM	ADJ.	CONF.	ADJ CONF.
Average RPI Loss:	162	RECORD	PCT. RANK	GAMES	SCHEDULE	OF SCHEDULE	RPI	RPI	RPI	RPI
DIV. I ONLY	7- 6	150	6-4	289	248	193	193	25	25	
DIV. I NON-CONF.	3- 4	201	2-2	286	143	201	201	22	22	
TOTALS	RPI 1-25	RPI 26-50	W-L RECORDS	RPI 51-100	RPI 101-150	RPI 150+				
7- 6	0- 2	0- 0	OVERALL	0- 0	1- 0	6- 4				
3- 1	0- 0	0- 0	HOME	0- 0	0- 0	3- 1				
3- 5	0- 2	0- 0	AWAY	0- 0	1- 0	2- 3				
1- 0	0- 0	0- 0	NEUTRAL	0- 0	0- 0	1- 0				
3- 4	0- 2	0- 0	NON-CONFERENCE	0- 0	0- 0	3- 2				
1- 0	0- 0	0- 0	HOME	0- 0	0- 0	1- 0				
1- 4	0- 2	0- 0	AWAY	0- 0	0- 0	1- 2				
1- 0	0- 0	0- 0	NEUTRAL	0- 0	0- 0	1- 0				
4- 2	0- 0	0- 0	CONFERENCE	0- 0	1- 0	3- 2				
2- 1	0- 0	0- 0	HOME	0- 0	0- 0	2- 1				
2- 1	0- 0	0- 0	AWAY	0- 0	1- 0	1- 1				
0- 0	0- 0	0- 0	NEUTRAL	0- 0	0- 0	0- 0				

RPI 1-25				RPI 26-50				RPI 51-100				RPI 101+ Team's RPI: 193			
RPI	S	Opponent	Score	RPI	S	Opponent	Score	RPI	S	Opponent	Score	RPI	S	Opponent	Score
1	A	Missouri St.	51 79									116	A	Abilene Christian	70 58
19	A	Texas A&M	48 85									151	H	SFA	44 66
												251	H	Central Ark.	67 47
												261	A	Texas St.	48 57
												262	A	Southeastern La.	44 48
												276	A	South Alabama	82 83
												283	H	Nicholls St.	55 49
												307	N	Prairie View	64 52
												325	A	UTRGV	59 54
												325	H	UTRGV	61 50
												344	A	Northwestern St.	72 59
LAST 10 Division I															
				116	A	Abilene Christian	70 58					251	H	Central Ark.	67 47
				151	H	SFA	44 66					283	H	Nicholls St.	55 49
				262	A	Southeastern La.	44 48					325	A	UTRGV	59 54
				344	A	Northwestern St.	72 59					261	A	Texas St.	48 57
				19	A	Texas A&M	48 85					325	H	UTRGV	61 50

Non-Div I Games: UNKNOWN 75 55 Huston-Tillotson 63 49 Texas Wesleyan 90 52

A&M-Corpus Christi

Loss, Non-Conf, S Site, H Home A Away N Neutral

Average RPI Win: 213		WON-LOST	WINNING	LAST 10	STRENGTH OF	OPP. STRENGTH	TEAM	ADJ.	CONF.	ADJ CONF.
Average RPI Loss: 116		RECORD	PCT. RANK	GAMES	SCHEDULE	OF SCHEDULE	RPI	RPI	RPI	RPI
DIV. I ONLY		8- 2	39	8-2	301	89	116	116	25	25
DIV. I NON-CONF.		4- 1	54	4-1	249	43	60	60	22	22
TOTALS		RPI 1-25	RPI 26-50	W-L RECORDS	RPI 51-100	RPI 101-150	RPI 150+			
8- 2	0- 0		0- 1	OVERALL	0- 0	2- 0	6- 1			
4- 1	0- 0		0- 0	HOME	0- 0	1- 0	3- 1			
4- 1	0- 0		0- 1	AWAY	0- 0	1- 0	3- 0			
0- 0	0- 0		0- 0	NEUTRAL	0- 0	0- 0	0- 0			
4- 1	0- 0		0- 1	NON-CONFERENCE	0- 0	1- 0	3- 0			
2- 0	0- 0		0- 0	HOME	0- 0	0- 0	2- 0			
2- 1	0- 0		0- 1	AWAY	0- 0	1- 0	1- 0			
0- 0	0- 0		0- 0	NEUTRAL	0- 0	0- 0	0- 0			
4- 1	0- 0		0- 0	CONFERENCE	0- 0	1- 0	3- 1			
2- 1	0- 0		0- 0	HOME	0- 0	1- 0	1- 1			
2- 0	0- 0		0- 0	AWAY	0- 0	0- 0	2- 0			
0- 0	0- 0		0- 0	NEUTRAL	0- 0	0- 0	0- 0			

RPI 1-25				RPI 26-50				RPI 51-100				RPI 101+				Team's RPI: 116	
RPI	S	Opponent	Score	RPI	S	Opponent	Score	RPI	S	Opponent	Score	RPI	S	Opponent	Score		
				39	A	Oklahoma	65 78					102	H	New Orleans	76 62		
												148	A	Wright St.	83 64		
												155	A	Portland	76 69		
												187	H	Lamar University	78 72		
												193	H	A&M-Corpus Christi	58 70		
												218	H	Tulsa	73 63		
												283	A	Nicholls St.	95 84		
												304	H	New Mexico St.	67 54		
												308	A	McNeese	90 73		
LAST 10 Division I																	
				193	H	A&M-Corpus Christi	58 70	102	H	New Orleans	76 62						
				308	A	McNeese	90 73	218	H	Tulsa	73 63						
				187	H	Lamar University	78 72	155	A	Portland	76 69						
				304	H	New Mexico St.	67 54	39	A	Oklahoma	65 78						
				283	A	Nicholls St.	95 84	148	A	Wright St.	83 64						

Non-Div I Games:	Howard Payne	96	38	Schreiner	110	37	Southwest (NM)	104	52	McMurry	111	43	Abilene Christian
------------------	--------------	----	----	-----------	-----	----	----------------	-----	----	---------	-----	----	-------------------

■ Loss, ■ Non-Conf, S Site, H Home A Away N Neutral

Air Force

Through Games Of Jan. 12, 2020

Average RPI Win:	303	WON-LOST	WINNING	LAST 10	STRENGTH OF	OPP. STRENGTH	TEAM	ADJ.	CONF.	ADJ CONF.
Average RPI Loss:	188	RECORD	PCT. RANK	GAMES	SCHEDULE	OF SCHEDULE	RPI	RPI	RPI	RPI
DIV. I ONLY	3- 12	309	2-8	267	264	312	312	19	19	
DIV. I NON-CONF.	1- 9	326	0-5	260	251	335	335	25	25	
TOTALS	RPI 1-25	RPI 26-50	W-L RECORDS	RPI 51-100	RPI 101-150	RPI 150+				
3- 12	0- 0	0- 1	OVERALL	0- 1	0- 0	3- 10				
1- 6	0- 0	0- 0	HOME	0- 0	0- 0	1- 6				
2- 6	0- 0	0- 1	AWAY	0- 1	0- 0	2- 4				
0- 0	0- 0	0- 0	NEUTRAL	0- 0	0- 0	0- 0				
1- 9	0- 0	0- 1	NON-CONFERENCE	0- 1	0- 0	1- 7				
1- 3	0- 0	0- 0	HOME	0- 0	0- 0	1- 3				
0- 6	0- 0	0- 1	AWAY	0- 1	0- 0	0- 4				
0- 0	0- 0	0- 0	NEUTRAL	0- 0	0- 0	0- 0				
2- 3	0- 0	0- 0	CONFERENCE	0- 0	0- 0	2- 3				
0- 3	0- 0	0- 0	HOME	0- 0	0- 0	0- 3				
2- 0	0- 0	0- 0	AWAY	0- 0	0- 0	2- 0				
0- 0	0- 0	0- 0	NEUTRAL	0- 0	0- 0	0- 0				

RPI S	Opponent	Score	RPI S	Opponent	Score	RPI S	Opponent	Score	RPI S	Opponent	Score
37	A Arizona St.	56 87	82	A Tennessee	54 81	155	H Portland	56 72			
						170	H New Mexico	53 75			
						181	A Northern Colo.	62 72			
						189	H San Diego	59 70			
						196	A Cal St. Fullerton	70 79			
						201	H UNLV	60 67			
						226	H Wyoming	63 65			
						270	A Navy	59 67			
						273	A Long Beach St.	68 74			
						280	H Army West Point	66 68			
						292	A Utah St.	62 45			
						301	A Nevada	68 61			
						316	H NJIT	68 48			
LAST 10 Division I											
170	H New Mexico	53 75	301	A Nevada	68 61						
292	A Utah St.	62 45	226	H Wyoming	63 65						
201	H UNLV	60 67	82	A Tennessee	54 81						
196	A Cal St. Fullerton	70 79	270	A Navy	59 67						
273	A Long Beach St.	68 74	155	H Portland	56 72						

Non-Div I Games: Neb. Wesleyan 93 42

Air Force

Loss, Non-Conf, S Site, H Home A Away N Neutral

Average RPI Win:	247	WON-LOST	WINNING	LAST 10	STRENGTH OF	OPP. STRENGTH	TEAM	ADJ.	CONF.	ADJ CONF.
Average RPI Loss:	105	RECORD	PCT. RANK	GAMES	SCHEDULE	OF SCHEDULE	RPI	RPI	RPI	RPI
DIV. I ONLY	8- 6	134	5-5	182	224	166	166	10	10	
DIV. I NON-CONF.	7- 4	100	4-3	228	281	151	151	10	10	
TOTALS	RPI 1-25	RPI 26-50	W-L RECORDS	RPI 51-100	RPI 101-150	RPI 150+				
8- 6	0- 0	0- 1	OVERALL	1- 1	0- 3	7- 1				
3- 4	0- 0	0- 1	HOME	1- 1	0- 2	2- 0				
3- 2	0- 0	0- 0	AWAY	0- 0	0- 1	3- 1				
2- 0	0- 0	0- 0	NEUTRAL	0- 0	0- 0	2- 0				
7- 4	0- 0	0- 0	NON-CONFERENCE	1- 1	0- 2	6- 1				
3- 2	0- 0	0- 0	HOME	1- 1	0- 1	2- 0				
2- 2	0- 0	0- 0	AWAY	0- 0	0- 1	2- 1				
2- 0	0- 0	0- 0	NEUTRAL	0- 0	0- 0	2- 0				
1- 2	0- 0	0- 1	CONFERENCE	0- 0	0- 1	1- 0				
0- 2	0- 0	0- 1	HOME	0- 0	0- 1	0- 0				
1- 0	0- 0	0- 0	AWAY	0- 0	0- 0	1- 0				
0- 0	0- 0	0- 0	NEUTRAL	0- 0	0- 0	0- 0				

RPI	S	Opponent	Score	RPI	S	Opponent	Score	RPI	S	Opponent	Score	RPI	S	Opponent	Score	Team's RPI: 166
28	H	Central Mich.	72 77	59	H	Michigan	71 80	111	H	Duquesne	63 88	132	A	Butler	55 76	
				95	H	N.C. A&T	64 52	144	H	Western Mich.	51 56	157	A	Cleveland St.	62 66	
								179	H	Youngstown St.	91 62	200	A	Bowling Green	76 73	
								265	A	St. Bonaventure	63 54	295	N	Denver	88 72	
								299	N	Morgan St.	52 45	320	H	Purdue Fort Wayne	64 53	
								326	A	Detroit Mercy	81 60					
LAST 10 Division I																
200	A	Bowling Green	76 73	95	H	N.C. A&T	64 52	132	A	Butler	55 76	111	H	Duquesne	63 88	
144	H	Western Mich.	51 56	157	A	Cleveland St.	62 66	299	N	Morgan St.	52 45	320	H	Purdue Fort Wayne	64 53	
28	H	Central Mich.	72 77	326	A	Detroit Mercy	81 60									
299	N	Morgan St.	52 45													
295	N	Denver	88 72													

Non-Div I Games:

Akron

 Loss,
 Non-Conf,
 S Site,
 H Home
 A Away
N Neutral

Alabama

Through Games Of Jan. 12, 2020

Average RPI Win:	182	WON-LOST	WINNING	LAST 10	STRENGTH OF	OPP. STRENGTH	TEAM	ADJ.	CONF.	ADJ CONF.
Average RPI Loss:	68	RECORD	PCT. RANK	GAMES	SCHEDULE	OF SCHEDULE	RPI	RPI	RPI	RPI
DIV. I ONLY	11- 6	90	6-4	71	80	75	75	5	5	
DIV. I NON-CONF.	10- 3	60	5-1	177	177	91	91	5	5	
TOTALS	RPI 1-25	RPI 26-50	W-L RECORDS	RPI 51-100	RPI 101-150	RPI 150+				
11- 6	0- 2	1- 1	OVERALL	1- 1	1- 1	8- 1				
6- 4	0- 2	0- 0	HOME	1- 1	1- 0	4- 1				
4- 1	0- 0	0- 1	AWAY	0- 0	0- 0	4- 0				
1- 1	0- 0	1- 0	NEUTRAL	0- 0	0- 1	0- 0				
10- 3	0- 0	1- 0	NON-CONFERENCE	1- 1	1- 1	7- 1				
6- 2	0- 0	0- 0	HOME	1- 1	1- 0	4- 1				
3- 0	0- 0	0- 0	AWAY	0- 0	0- 0	3- 0				
1- 1	0- 0	1- 0	NEUTRAL	0- 0	0- 1	0- 0				
1- 3	0- 2	0- 1	CONFERENCE	0- 0	0- 0	1- 0				
0- 2	0- 2	0- 0	HOME	0- 0	0- 0	0- 0				
1- 1	0- 0	0- 1	AWAY	0- 0	0- 0	1- 0				
0- 0	0- 0	0- 0	NEUTRAL	0- 0	0- 0	0- 0				

RPI 1-25				RPI 26-50				RPI 51-100 Team's RPI: 75				RPI 101+			
RPI	S	Opponent	Score	RPI	S	Opponent	Score	RPI	S	Opponent	Score	RPI	S	Opponent	Score
2	H	South Carolina	78 93	34	N	UNI	87 77	68	H	North Carolina	83 77	101	N	Southern California	57 60
18	H	Kentucky	71 81	35	A	LSU	60 71	84	H	Iowa St.	66 75	107	H	Colgate	72 52
												152	A	Tulane	66 56
												153	A	Auburn	75 48
												167	H	Hampton	61 64
												171	A	Clemson	67 54
												176	H	Bethune-Cookman	60 49
												262	H	Southeastern La.	87 50
												276	A	South Alabama	74 62
												289	H	Radford	85 51
												319	H	Mercer	111 56
LAST 10 Division I															
153	A	Auburn	75 48	289	H	Radford	85 51								
18	H	Kentucky	71 81	176	H	Bethune-Cookman	60 49								
2	H	South Carolina	78 93	68	H	North Carolina	83 77								
35	A	LSU	60 71	107	H	Colgate	72 52								
262	H	Southeastern La.	87 50	84	H	Iowa St.	66 75								

Non-Div I Games:

Alabama

■ Loss,
 ■ Non-Conf, S Site,
 ■ Home
 ■ Away
 N Neutral

Average RPI Win:	308	WON-LOST	WINNING	LAST 10	STRENGTH OF	OPP. STRENGTH	TEAM	ADJ.	CONF.	ADJ CONF.
Average RPI Loss:	174	RECORD	PCT. RANK	GAMES	SCHEDULE	OF SCHEDULE	RPI	RPI	RPI	RPI
DIV. I ONLY	5- 9	240	4-6	310	293	275	275	31	31	
DIV. I NON-CONF.	4- 7	225	3-4	222	329	219	219	29	29	
TOTALS	RPI 1-25	RPI 26-50	W-L RECORDS	RPI 51-100	RPI 101-150	RPI 150+				
5- 9	0- 0	0- 0	OVERALL	0- 2	0- 2	5- 5				
1- 2	0- 0	0- 0	HOME	0- 1	0- 1	1- 0				
4- 6	0- 0	0- 0	AWAY	0- 1	0- 1	4- 4				
0- 1	0- 0	0- 0	NEUTRAL	0- 0	0- 0	0- 1				
4- 7	0- 0	0- 0	NON-CONFERENCE	0- 2	0- 2	4- 3				
0- 2	0- 0	0- 0	HOME	0- 1	0- 1	0- 0				
4- 4	0- 0	0- 0	AWAY	0- 1	0- 1	4- 2				
0- 1	0- 0	0- 0	NEUTRAL	0- 0	0- 0	0- 1				
1- 2	0- 0	0- 0	CONFERENCE	0- 0	0- 0	1- 2				
1- 0	0- 0	0- 0	HOME	0- 0	0- 0	1- 0				
0- 2	0- 0	0- 0	AWAY	0- 0	0- 0	0- 2				
0- 0	0- 0	0- 0	NEUTRAL	0- 0	0- 0	0- 0				

RPI 1-25			RPI 26-50			RPI 51-100			RPI 101+			Team's RPI: 275
RPI	S	Opponent	Score	RPI	S	Opponent	Score	RPI	S	Opponent	Score	
						54 A Nebraska	46 68	118 A Cincinnati		47 62		
						74 H North Florida	64 73	141 H Austin Peay		61 67		
								180 A Memphis		71 79		
								185 A Jackson St.		53 67		
								188 N North Ala.		65 80		
								281 A San Diego St.		61 53		
								287 H Ark.-Pine Bluff		74 55		
								295 A Denver		86 83		
								302 A California Baptist		55 60		
								322 A Grambling		59 69		
								324 A Georgia St.		67 52		
								351 A Florida A&M		77 53		
LAST 10 Division I												
287	H	Ark.-Pine Bluff	74 55	118	A	Cincinnati	47 62					
185	A	Jackson St.	53 67	141	H	Austin Peay	61 67					
322	A	Grambling	59 69	295	A	Denver	86 83					
180	A	Memphis	71 79	188	N	North Ala.	65 80					
351	A	Florida A&M	77 53	324	A	Georgia St.	67 52					

Non-Div I Games:

Alabama A&M

■ Loss,
 ■ Non-Conf, S Site,
 ■ Home
 ■ Away
 N Neutral

Average RPI Win:	328	WON-LOST	WINNING	LAST 10	STRENGTH OF	OPP. STRENGTH	TEAM	ADJ.	CONF.	ADJ CONF.
Average RPI Loss:	128	RECORD	PCT. RANK	GAMES	SCHEDULE	OF SCHEDULE	RPI	RPI	RPI	RPI
DIV. I ONLY	3- 9	290	3-7	248	120	286	286	31	31	
DIV. I NON-CONF.	1- 8	322	1-6	90	53	285	285	29	29	
TOTALS	RPI 1-25	RPI 26-50	W-L RECORDS	RPI 51-100	RPI 101-150	RPI 150+				
3- 9	0- 2	0- 0	OVERALL	0- 1	0- 2	3- 4				
2- 2	0- 0	0- 0	HOME	0- 0	0- 1	2- 1				
1- 7	0- 2	0- 0	AWAY	0- 1	0- 1	1- 3				
0- 0	0- 0	0- 0	NEUTRAL	0- 0	0- 0	0- 0				
1- 8	0- 2	0- 0	NON-CONFERENCE	0- 1	0- 2	1- 3				
1- 2	0- 0	0- 0	HOME	0- 0	0- 1	1- 1				
0- 6	0- 2	0- 0	AWAY	0- 1	0- 1	0- 2				
0- 0	0- 0	0- 0	NEUTRAL	0- 0	0- 0	0- 0				
2- 1	0- 0	0- 0	CONFERENCE	0- 0	0- 0	2- 1				
1- 0	0- 0	0- 0	HOME	0- 0	0- 0	1- 0				
1- 1	0- 0	0- 0	AWAY	0- 0	0- 0	1- 1				
0- 0	0- 0	0- 0	NEUTRAL	0- 0	0- 0	0- 0				

RPI 1-25				RPI 26-50				RPI 51-100				RPI 101+ Team's RPI: 286			
RPI	S	Opponent	Score	RPI	S	Opponent	Score	RPI	S	Opponent	Score	RPI	S	Opponent	Score
2	A	South Carolina	43 103					77	A	South Fla.	29 80	112	A	Wisconsin	67 85
11	A	DePaul	76 105									150	H	Samford	48 83
												171	A	Clemson	43 76
												185	A	Jackson St.	62 94
												188	H	North Ala.	60 81
												254	A	Ole Miss	66 93
												311	H	Jacksonville St.	68 63
												322	A	Grambling	73 59
												350	H	Mississippi Val.	77 64
LAST 10 Division I															
350	H	Mississippi Val.	77 64	11	A	DePaul	76 105	112	A	Wisconsin	67 85				
322	A	Grambling	73 59					77	A	South Fla.	29 80				
185	A	Jackson St.	62 94					150	H	Samford	48 83				
254	A	Ole Miss	66 93					311	H	Jacksonville St.	68 63				
188	H	North Ala.	60 81												

Non-Div I Games: Mobile 76 66 Paine 84 58

Alabama St.

■ Loss,
 ■ Non-Conf,
 ■ S Site,
 ■ Home
 ■ A Away
 N Neutral

Albany (NY)

Through Games Of Jan. 12, 2020

Average RPI Win:	260	WON-LOST	WINNING	LAST 10	STRENGTH OF	OPP. STRENGTH	TEAM	ADJ.	CONF.	ADJ CONF.
Average RPI Loss:	217	RECORD	PCT. RANK	GAMES	SCHEDULE	OF SCHEDULE	RPI	RPI	RPI	RPI
DIV. I ONLY	5- 10	251	4-6	314	310	314	314	28	28	
DIV. I NON-CONF.	3- 9	279	2-5	331	304	331	331	28	28	
TOTALS	RPI 1-25	RPI 26-50	W-L RECORDS	RPI 51-100	RPI 101-150	RPI 150+				
5- 10	0- 0	0- 0	OVERALL	0- 2	0- 1	5- 7				
3- 5	0- 0	0- 0	HOME	0- 0	0- 1	3- 4				
2- 5	0- 0	0- 0	AWAY	0- 2	0- 0	2- 3				
0- 0	0- 0	0- 0	NEUTRAL	0- 0	0- 0	0- 0				
3- 9	0- 0	0- 0	NON-CONFERENCE	0- 2	0- 1	3- 6				
1- 5	0- 0	0- 0	HOME	0- 0	0- 1	1- 4				
2- 4	0- 0	0- 0	AWAY	0- 2	0- 0	2- 2				
0- 0	0- 0	0- 0	NEUTRAL	0- 0	0- 0	0- 0				
2- 1	0- 0	0- 0	CONFERENCE	0- 0	0- 0	2- 1				
2- 0	0- 0	0- 0	HOME	0- 0	0- 0	2- 0				
0- 1	0- 0	0- 0	AWAY	0- 0	0- 0	0- 1				
0- 0	0- 0	0- 0	NEUTRAL	0- 0	0- 0	0- 0				

RPI	S	Opponent	Score	RPI	S	Opponent	Score	RPI	S	Opponent	Score	RPI	S	Opponent	Score	Team's RPI: 314
69	A	Marist	52	76	70	A	Syracuse	53	75	139	H	Cornell	51	71		
										172	H	Columbia	82	78		
										178	H	Binghamton	56	53		
										183	H	Boston U.	58	60		
										250	A	Maine	49	60		
										255	H	Lafayette	47	54		
										279	H	Monmouth	41	53		
										282	H	Vermont	58	49		
										298	H	St. Francis Brooklyn	41	49		
										309	A	Siena	46	52		
										321	A	Bryant	55	68		
										332	A	Canisius	70	53		
										338	A	Central Conn. St.	73	63		
LAST 10 Division I																
250	A	Maine	49	60	298	H	St. Francis Brooklyn	41	49							
178	H	Binghamton	56	53	309	A	Siena	46	52							
282	H	Vermont	58	49	338	A	Central Conn. St.	73	63							
279	H	Monmouth	41	53	332	A	Canisius	70	53							
321	A	Bryant	55	68	255	H	Lafayette	47	54							

Non-Div I Games: FDU-Florham 81 21

Albany (NY)

Loss, Non-Conf, S Site, H Home A Away N Neutral

Average RPI Win:	331	WON-LOST	WINNING	LAST 10	STRENGTH OF	OPP. STRENGTH	TEAM	ADJ.	CONF.	ADJ CONF.
Average RPI Loss:	193	RECORD	PCT. RANK	GAMES	SCHEDULE	OF SCHEDULE	RPI	RPI	RPI	RPI
DIV. I ONLY	3- 10	298	3-7	344	234	331	331	31	31	
DIV. I NON-CONF.	2- 8	295	2-5	332	276	336	336	29	29	
TOTALS	RPI 1-25	RPI 26-50	W-L RECORDS	RPI 51-100	RPI 101-150	RPI 150+				
3- 10	0- 0	0- 0	OVERALL	0- 1	0- 0	3- 9				
1- 2	0- 0	0- 0	HOME	0- 0	0- 0	1- 2				
2- 6	0- 0	0- 0	AWAY	0- 1	0- 0	2- 5				
0- 2	0- 0	0- 0	NEUTRAL	0- 0	0- 0	0- 2				
2- 8	0- 0	0- 0	NON-CONFERENCE	0- 0	0- 0	2- 8				
1- 1	0- 0	0- 0	HOME	0- 0	0- 0	1- 1				
1- 5	0- 0	0- 0	AWAY	0- 0	0- 0	1- 5				
0- 2	0- 0	0- 0	NEUTRAL	0- 0	0- 0	0- 2				
1- 2	0- 0	0- 0	CONFERENCE	0- 1	0- 0	1- 1				
0- 1	0- 0	0- 0	HOME	0- 0	0- 0	0- 1				
1- 1	0- 0	0- 0	AWAY	0- 1	0- 0	1- 0				
0- 0	0- 0	0- 0	NEUTRAL	0- 0	0- 0	0- 0				

RPI 1-25				RPI 26-50				RPI 51-100				RPI 101+				Team's RPI: 331	
RPI	S	Opponent	Score	RPI	S	Opponent	Score	RPI	S	Opponent	Score	RPI	S	Opponent	Score		
								99	A	Texas Southern	70	105	151	A	SFA	62	67
													165	H	UAB	65	86
													171	N	Clemson	46	77
													180	A	Memphis	51	57
													185	H	Jackson St.	67	83
													202	A	UTEP	47	92
													254	N	Ole Miss	55	73
													261	A	Texas St.	59	67
													266	A	North Texas	31	67
													307	A	Prairie View	68	63
													334	A	Tennessee St.	62	57
													351	H	Florida A&M	58	42
LAST 10 Division I																	
				185	H	Jackson St.	67	83					351	H	Florida A&M	58	42
				99	A	Texas Southern	70	105					171	N	Clemson	46	77
				307	A	Prairie View	68	63					254	N	Ole Miss	55	73
				261	A	Texas St.	59	67					334	A	Tennessee St.	62	57
				165	H	UAB	65	86					202	A	UTEP	47	92

Non-Div I Games: Tougaloo 85 61 Louisiana Col. 86 50

Alcorn

Loss, Non-Conf, S Site, H Home A Away N Neutral

Average RPI Win: 195	WON-LOST	WINNING	LAST 10	STRENGTH OF	OPP. STRENGTH	TEAM	ADJ.	CONF.	ADJ CONF.
Average RPI Loss: 128	RECORD	PCT. RANK	GAMES	SCHEDULE	OF SCHEDULE	RPI	RPI	RPI	RPI
DIV. I ONLY	6- 8	211	4-6	147	155	203	203	16	16
DIV. I NON-CONF.	4- 6	212	2-4	198	99	210	210	16	16
TOTALS	RPI 1-25	RPI 26-50	W-L RECORDS	RPI 51-100	RPI 101-150	RPI 150+			
6- 8	0- 0	0- 0	OVERALL	1- 4	2- 1	3- 3			
5- 2	0- 0	0- 0	HOME	1- 2	2- 0	2- 0			
1- 5	0- 0	0- 0	AWAY	0- 1	0- 1	1- 3			
0- 1	0- 0	0- 0	NEUTRAL	0- 1	0- 0	0- 0			
4- 6	0- 0	0- 0	NON-CONFERENCE	1- 3	1- 1	2- 2			
3- 1	0- 0	0- 0	HOME	1- 1	1- 0	1- 0			
1- 4	0- 0	0- 0	AWAY	0- 1	0- 1	1- 2			
0- 1	0- 0	0- 0	NEUTRAL	0- 1	0- 0	0- 0			
2- 2	0- 0	0- 0	CONFERENCE	0- 1	1- 0	1- 1			
2- 1	0- 0	0- 0	HOME	0- 1	1- 0	1- 0			
0- 1	0- 0	0- 0	AWAY	0- 0	0- 0	0- 1			
0- 0	0- 0	0- 0	NEUTRAL	0- 0	0- 0	0- 0			

RPI 1-25			RPI 26-50			RPI 51-100			RPI 101+			Team's RPI: 203
RPI	S	Opponent	Score	RPI	S	Opponent	Score	RPI	S	Opponent	Score	
						57 H Minnesota	53 70	107 H Colgate			63 61	
						78 H Lehigh	63 64	134 H George Washington			66 53	
						79 N Buffalo	55 73	146 A Saint Joseph's			51 72	
						85 A Ohio	69 81	183 A Boston U.			44 59	
						88 H Villanova	76 54	192 A George Mason			55 73	
								204 A Towson			60 63	
								269 H High Point			56 48	
								280 H Army West Point			73 57	
								289 A Radford			59 55	
LAST 10 Division I												
						78 H Lehigh	63 64	289 A Radford			59 55	
						280 H Army West Point	73 57	57 H Minnesota			53 70	
						183 A Boston U.	44 59	79 N Buffalo			55 73	
						107 H Colgate	63 61	146 A Saint Joseph's			51 72	
						134 H George Washington	66 53	204 A Towson			60 63	

Non-Div I Games:

American

 Loss,
 Non-Conf,
 S Site,
 H Home
 A Away
N Neutral

Appalachian St.

Through Games Of Jan. 12, 2020

Average RPI Win:	302	WON-LOST	WINNING	LAST 10	STRENGTH OF	OPP. STRENGTH	TEAM	ADJ.	CONF.	ADJ CONF.
Average RPI Loss:	131	RECORD	PCT. RANK	GAMES	SCHEDULE	OF SCHEDULE	RPI	RPI	RPI	RPI
DIV. I ONLY	4- 11	283	4-6	199	165	271	271	23	23	
DIV. I NON-CONF.	3- 8	268	3-3	224	170	266	266	21	21	
TOTALS	RPI 1-25	RPI 26-50	W-L RECORDS	RPI 51-100	RPI 101-150	RPI 150+				
4- 11	0- 1	0- 0	OVERALL	0- 3	0- 3	4- 4				
2- 3	0- 0	0- 0	HOME	0- 0	0- 1	2- 2				
1- 7	0- 1	0- 0	AWAY	0- 3	0- 2	1- 1				
1- 1	0- 0	0- 0	NEUTRAL	0- 0	0- 0	1- 1				
3- 8	0- 1	0- 0	NON-CONFERENCE	0- 2	0- 2	3- 3				
1- 2	0- 0	0- 0	HOME	0- 0	0- 0	1- 2				
1- 5	0- 1	0- 0	AWAY	0- 2	0- 2	1- 0				
1- 1	0- 0	0- 0	NEUTRAL	0- 0	0- 0	1- 1				
1- 3	0- 0	0- 0	CONFERENCE	0- 1	0- 1	1- 1				
1- 1	0- 0	0- 0	HOME	0- 0	0- 1	1- 0				
0- 2	0- 0	0- 0	AWAY	0- 1	0- 0	0- 1				
0- 0	0- 0	0- 0	NEUTRAL	0- 0	0- 0	0- 0				

RPI 1-25				RPI 26-50				RPI 51-100				RPI 101+ Team's RPI: 271			
RPI	S	Opponent	Score	RPI	S	Opponent	Score	RPI	S	Opponent	Score	RPI	S	Opponent	Score
2	A	South Carolina	50 92					59	A	Michigan	35 62	104	A	UNC Greensboro	47 54
								71	A	Troy	55 84	110	H	UT Arlington	60 82
								87	A	Elon	66 67	137	A	VCU	38 66
												176	N	Bethune-Cookman	44 61
												210	H	Gardner-Webb	56 67
												211	H	ETSU	61 67
												261	H	Texas St.	73 65
												276	A	South Alabama	66 81
												294	A	Wofford	54 51
												319	H	Mercer	77 68
												332	N	Canisius	74 57
LAST 10 Division I															
261	H	Texas St.	73 65	332	N	Canisius	74 57								
110	H	UT Arlington	60 82	176	N	Bethune-Cookman	44 61								
71	A	Troy	55 84	59	A	Michigan	35 62								
276	A	South Alabama	66 81	294	A	Wofford	54 51								
104	A	UNC Greensboro	47 54	319	H	Mercer	77 68								

Non-Div I Games:

Appalachian St.

■ Loss,
 ■ Non-Conf, S Site,
 ■ Home
 ■ Away
 N Neutral

Arizona

Through Games Of Jan. 12, 2020

Average RPI Win:	205	WON-LOST	WINNING	LAST 10	STRENGTH OF	OPP. STRENGTH	TEAM	ADJ.	CONF.	ADJ CONF.
Average RPI Loss:	8	RECORD	PCT. RANK	GAMES	SCHEDULE	OF SCHEDULE	RPI	RPI	RPI	RPI
DIV. I ONLY	13- 3	32	7-3	126	85	49	49	1	1	
DIV. I NON-CONF.	11- 0	1	5-0	323	237	75	75	1	1	
TOTALS	RPI 1-25	RPI 26-50	W-L RECORDS	RPI 51-100	RPI 101-150	RPI 150+				
13- 3	0- 3	1- 0	OVERALL	1- 0	2- 0	9- 0				
7- 2	0- 2	0- 0	HOME	0- 0	1- 0	6- 0				
6- 1	0- 1	1- 0	AWAY	1- 0	1- 0	3- 0				
0- 0	0- 0	0- 0	NEUTRAL	0- 0	0- 0	0- 0				
11- 0	0- 0	0- 0	NON-CONFERENCE	1- 0	1- 0	9- 0				
7- 0	0- 0	0- 0	HOME	0- 0	1- 0	6- 0				
4- 0	0- 0	0- 0	AWAY	1- 0	0- 0	3- 0				
0- 0	0- 0	0- 0	NEUTRAL	0- 0	0- 0	0- 0				
2- 3	0- 3	1- 0	CONFERENCE	0- 0	1- 0	0- 0				
0- 2	0- 2	0- 0	HOME	0- 0	0- 0	0- 0				
2- 1	0- 1	1- 0	AWAY	0- 0	1- 0	0- 0				
0- 0	0- 0	0- 0	NEUTRAL	0- 0	0- 0	0- 0				

RPI 1-25				RPI 26-50				Team's RPI: 49				RPI 51-100				RPI 101+			
RPI	S	Opponent	Score	RPI	S	Opponent	Score	RPI	S	Opponent	Score	RPI	S	Opponent	Score	RPI	S	Opponent	Score
5	H	Oregon St.	61 63	37	A	Arizona St.	58 53	67	A	Texas	83 58	101	A	Southern California	65 57	140	H	Santa Clara	65 52
6	A	UCLA	58 70									159	A	Montana	77 42	168	H	North Dakota	74 42
12	H	Oregon	64 71									202	A	UTEP	54 43	235	H	UC Riverside	70 27
												279	H	Monmouth	86 34	285	H	UC Santa Barbara	61 42
												307	H	Prairie View	83 48	334	H	Tennessee St.	77 42
												348	A	Chicago St.	82 50				
LAST 10 Division I																			
12	H	Oregon	64 71	285	H	UC Santa Barbara	61 42	334	H	Tennessee St.	77 42	202	A	UTEP	54 43	279	H	Monmouth	86 34
5	H	Oregon St.	61 63									235	H	UC Riverside	70 27				
6	A	UCLA	58 70																
101	A	Southern California	65 57																
37	A	Arizona St.	58 53																

Non-Div I Games:

Arizona

Loss, Non-Conf, S Site, H Home A Away N Neutral

Average RPI Win:	171	WON-LOST	WINNING	LAST 10	STRENGTH OF	OPP. STRENGTH	TEAM	ADJ.	CONF.	ADJ CONF.
Average RPI Loss:	35	RECORD	PCT. RANK	GAMES	SCHEDULE	OF SCHEDULE	RPI	RPI	RPI	RPI
DIV. I ONLY	13- 4	51	8-2	52	49	37	37	1	1	
DIV. I NON-CONF.	10- 2	31	5-0	236	90	70	70	1	1	
TOTALS	RPI 1-25	RPI 26-50	W-L RECORDS	RPI 51-100	RPI 101-150	RPI 150+				
13- 4	3- 1	1- 2	OVERALL	0- 1	2- 0	7- 0				
9- 1	3- 0	0- 1	HOME	0- 0	1- 0	5- 0				
2- 2	0- 1	0- 0	AWAY	0- 1	1- 0	1- 0				
2- 1	0- 0	1- 1	NEUTRAL	0- 0	0- 0	1- 0				
10- 2	1- 0	1- 1	NON-CONFERENCE	0- 1	1- 0	7- 0				
7- 0	1- 0	0- 0	HOME	0- 0	1- 0	5- 0				
1- 1	0- 0	0- 0	AWAY	0- 1	0- 0	1- 0				
2- 1	0- 0	1- 1	NEUTRAL	0- 0	0- 0	1- 0				
3- 2	2- 1	0- 1	CONFERENCE	0- 0	1- 0	0- 0				
2- 1	2- 0	0- 1	HOME	0- 0	0- 0	0- 0				
1- 1	0- 1	0- 0	AWAY	0- 0	1- 0	0- 0				
0- 0	0- 0	0- 0	NEUTRAL	0- 0	0- 0	0- 0				

RPI 1-25				RPI 26-50				Team's RPI: 37	RPI 51-100				RPI 101+			
RPI	S	Opponent	Score	RPI	S	Opponent	Score		RPI	S	Opponent	Score	RPI	S	Opponent	Score
5	H	Oregon St.	55 47	27	N	Purdue	52 59		57	A	Minnesota	66 80	101	A	Southern California	63 54
6	A	UCLA	66 68	48	N	Middle Tenn.	61 60						103	H	BYU	60 52
12	H	Oregon	72 66	49	H	Arizona	53 58						170	H	New Mexico	84 47
14	H	Creighton	70 55										250	N	Maine	57 31
													280	H	Army West Point	83 51
													291	H	Idaho St.	74 69
													304	A	New Mexico St.	70 47
													312	H	Air Force	87 56
													329	H	Cal Poly	66 41
LAST 10 Division I																
5	H	Oregon St.	55 47	14	H	Creighton	70 55									
12	H	Oregon	72 66	304	A	New Mexico St.	70 47									
101	A	Southern California	63 54	170	H	New Mexico	84 47									
6	A	UCLA	66 68	291	H	Idaho St.	74 69									
49	H	Arizona	53 58	103	H	BYU	60 52									

Non-Div I Games:

Arizona St.

■ Loss,
 ■ Non-Conf,
 ■ S Site,
 ■ H Home
 ■ A Away
 N Neutral

Ark.-Pine Bluff

Through Games Of Jan. 12, 2020

Average RPI Win:	350	WON-LOST	WINNING	LAST 10	STRENGTH OF	OPP. STRENGTH	TEAM	ADJ.	CONF.	ADJ CONF.
Average RPI Loss:	157	RECORD	PCT. RANK	GAMES	SCHEDULE	OF SCHEDULE	RPI	RPI	RPI	RPI
DIV. I ONLY	1- 10	335	1-9	140	299	287	287	31	31	
DIV. I NON-CONF.	0- 9	338	0-8	49	249	303	303	29	29	
TOTALS	RPI 1-25	RPI 26-50	W-L RECORDS	RPI 51-100	RPI 101-150	RPI 150+				
1- 10	0- 0	0- 0	OVERALL	0- 3	0- 3	1- 4				
0- 0	0- 0	0- 0	HOME	0- 0	0- 0	0- 0				
1- 10	0- 0	0- 0	AWAY	0- 3	0- 3	1- 4				
0- 0	0- 0	0- 0	NEUTRAL	0- 0	0- 0	0- 0				
0- 9	0- 0	0- 0	NON-CONFERENCE	0- 3	0- 3	0- 3				
0- 0	0- 0	0- 0	HOME	0- 0	0- 0	0- 0				
0- 9	0- 0	0- 0	AWAY	0- 3	0- 3	0- 3				
0- 0	0- 0	0- 0	NEUTRAL	0- 0	0- 0	0- 0				
1- 1	0- 0	0- 0	CONFERENCE	0- 0	0- 0	1- 1				
0- 0	0- 0	0- 0	HOME	0- 0	0- 0	0- 0				
1- 1	0- 0	0- 0	AWAY	0- 0	0- 0	1- 1				
0- 0	0- 0	0- 0	NEUTRAL	0- 0	0- 0	0- 0				

RPI 1-25				RPI 26-50				RPI 51-100				RPI 101+				Team's RPI: 287	
RPI	S	Opponent	Score	RPI	S	Opponent	Score	RPI	S	Opponent	Score	RPI	S	Opponent	Score		
								53	A	Washington St.	56	85	109	A	Coastal Caro.	69	76
								82	A	Tennessee	51	92	127	A	Illinois	50	65
								84	A	Iowa St.	40	90	147	A	Wichita St.	50	100
												207	A	Texas Tech	55	81	
												219	A	Arkansas St.	60	81	
												268	A	Milwaukee	55	69	
												275	A	Alabama A&M	55	74	
												350	A	Mississippi Val.	80	77	
LAST 10 Division I																	
275	A	Alabama A&M	55	74	53	A	Washington St.	56	85								
350	A	Mississippi Val.	80	77	84	A	Iowa St.	40	90								
207	A	Texas Tech	55	81	82	A	Tennessee	51	92								
147	A	Wichita St.	50	100	127	A	Illinois	50	65								
219	A	Arkansas St.	60	81	268	A	Milwaukee	55	69								

Non-Div I Games: Philander Smith 66 54

Ark.-Pine Bluff

■ Loss,
 ■ Non-Conf,
 ■ S Site,
 ■ Home
 ■ A Away
 N Neutral

Arkansas

Through Games Of Jan. 12, 2020

Average RPI Win:	169	WON-LOST	WINNING	LAST 10	STRENGTH OF	OPP. STRENGTH	TEAM	ADJ.	CONF.	ADJ CONF.
Average RPI Loss:	39	RECORD	PCT. RANK	GAMES	SCHEDULE	OF SCHEDULE	RPI	RPI	RPI	RPI
DIV. I ONLY	14- 3	29	8-2	131	37	46	46	5	5	
DIV. I NON-CONF.	12- 1	9	6-0	184	88	33	33	5	5	
TOTALS	RPI 1-25	RPI 26-50	W-L RECORDS	RPI 51-100	RPI 101-150	RPI 150+				
14- 3	0- 2	0- 0	OVERALL	3- 1	3- 0	8- 0				
11- 1	0- 1	0- 0	HOME	3- 0	1- 0	7- 0				
1- 2	0- 1	0- 0	AWAY	0- 1	0- 0	1- 0				
2- 0	0- 0	0- 0	NEUTRAL	0- 0	2- 0	0- 0				
12- 1	0- 0	0- 0	NON-CONFERENCE	3- 1	3- 0	6- 0				
10- 0	0- 0	0- 0	HOME	3- 0	1- 0	6- 0				
0- 1	0- 0	0- 0	AWAY	0- 1	0- 0	0- 0				
2- 0	0- 0	0- 0	NEUTRAL	0- 0	2- 0	0- 0				
2- 2	0- 2	0- 0	CONFERENCE	0- 0	0- 0	2- 0				
1- 1	0- 1	0- 0	HOME	0- 0	0- 0	1- 0				
1- 1	0- 1	0- 0	AWAY	0- 0	0- 0	1- 0				
0- 0	0- 0	0- 0	NEUTRAL	0- 0	0- 0	0- 0				

RPI 1-25				RPI 26-50		Team's RPI: 46		RPI 51-100				RPI 101+			
RPI	S	Opponent	Score	RPI	S	Opponent	Score	RPI	S	Opponent	Score	RPI	S	Opponent	Score
2	A	South Carolina	82 91					76	H	UT Martin	96 46	102	H	New Orleans	82 52
19	H	Texas A&M	77 84					86	H	Stony Brook	88 58	112	N	Wisconsin	68 64
								89	H	Belmont	91 60	130	N	Fordham	71 59
								97	A	California	80 84	153	A	Auburn	86 70
												154	H	Kansas St.	81 72
												163	H	Missouri	90 73
												195	H	Little Rock	86 53
												218	H	Tulsa	91 41
												240	H	Oral Roberts	96 64
												308	H	McNeese	101 58
												344	H	Northwestern St.	99 39
LAST 10 Division I															
163	H	Missouri	90 73	195	H	Little Rock	86 53								
2	A	South Carolina	82 91	344	H	Northwestern St.	99 39								
153	A	Auburn	86 70	218	H	Tulsa	91 41								
19	H	Texas A&M	77 84	154	H	Kansas St.	81 72								
76	H	UT Martin	96 46	112	N	Wisconsin	68 64								

Non-Div I Games:

Arkansas

■ Loss,
 ■ Non-Conf, S Site,
 ■ Home
 ■ Away
 N Neutral

Average RPI Win:	288	WON-LOST	WINNING	LAST 10	STRENGTH OF	OPP. STRENGTH	TEAM	ADJ.	CONF.	ADJ CONF.
Average RPI Loss:	141	RECORD	PCT. RANK	GAMES	SCHEDULE	OF SCHEDULE	RPI	RPI	RPI	RPI
DIV. I ONLY	5- 9	240	5-5	176	262	219	219	23	23	
DIV. I NON-CONF.	2- 8	295	2-4	119	250	254	254	21	21	
TOTALS	RPI 1-25	RPI 26-50	W-L RECORDS	RPI 51-100	RPI 101-150	RPI 150+				
5- 9	0- 2	0- 0	OVERALL	0- 1	0- 1	5- 5				
3- 1	0- 0	0- 0	HOME	0- 0	0- 0	3- 1				
2- 7	0- 2	0- 0	AWAY	0- 0	0- 1	2- 4				
0- 1	0- 0	0- 0	NEUTRAL	0- 1	0- 0	0- 0				
2- 8	0- 2	0- 0	NON-CONFERENCE	0- 1	0- 0	2- 5				
1- 1	0- 0	0- 0	HOME	0- 0	0- 0	1- 1				
1- 6	0- 2	0- 0	AWAY	0- 0	0- 0	1- 4				
0- 1	0- 0	0- 0	NEUTRAL	0- 1	0- 0	0- 0				
3- 1	0- 0	0- 0	CONFERENCE	0- 0	0- 1	3- 0				
2- 0	0- 0	0- 0	HOME	0- 0	0- 0	2- 0				
1- 1	0- 0	0- 0	AWAY	0- 0	0- 1	1- 0				
0- 0	0- 0	0- 0	NEUTRAL	0- 0	0- 0	0- 0				

RPI 1-25				RPI 26-50				RPI 51-100				RPI 101+ Team's RPI: 219			
RPI	S	Opponent	Score	RPI	S	Opponent	Score	RPI	S	Opponent	Score	RPI	S	Opponent	Score
11	A	DePaul	64 109					95	N	N.C. A&T	50 55	110	A	UT Arlington	44 71
16	A	Baylor	43 111									180	A	Memphis	50 78
												190	H	Southeast Mo. St.	67 79
												214	A	Murray St.	62 77
												218	A	Tulsa	77 79
												236	A	Louisiana Tech	54 67
												261	A	Texas St.	56 53
												281	A	San Diego St.	71 62
												287	H	Ark.-Pine Bluff	81 60
												288	H	Ga. Southern	69 62
												324	H	Georgia St.	70 68
LAST 10 Division I															
288	H	Ga. Southern	69 62	16	A	Baylor	43 111								
324	H	Georgia St.	70 68	180	A	Memphis	50 78								
261	A	Texas St.	56 53	287	H	Ark.-Pine Bluff	81 60								
110	A	UT Arlington	44 71	281	A	San Diego St.	71 62								
236	A	Louisiana Tech	54 67	214	A	Murray St.	62 77								

Non-Div I Games: Central Baptist 88 63

Arkansas St.

Army West Point

Through Games Of Jan. 12, 2020

Average RPI Win:	329	WON-LOST	WINNING	LAST 10	STRENGTH OF	OPP. STRENGTH	TEAM	ADJ.	CONF.	ADJ CONF.
Average RPI Loss:	140	RECORD	PCT. RANK	GAMES	SCHEDULE	OF SCHEDULE	RPI	RPI	RPI	RPI
DIV. I ONLY	4- 11	283	3-7	194	294	280	280	16	16	
DIV. I NON-CONF.	4- 7	225	3-3	243	319	272	272	16	16	
TOTALS	RPI 1-25	RPI 26-50	W-L RECORDS	RPI 51-100	RPI 101-150	RPI 150+				
4- 11	0- 0	0- 2	OVERALL	0- 2	0- 2	4- 5				
2- 5	0- 0	0- 1	HOME	0- 1	0- 1	2- 2				
2- 6	0- 0	0- 1	AWAY	0- 1	0- 1	2- 3				
0- 0	0- 0	0- 0	NEUTRAL	0- 0	0- 0	0- 0				
4- 7	0- 0	0- 2	NON-CONFERENCE	0- 1	0- 1	4- 3				
2- 3	0- 0	0- 1	HOME	0- 0	0- 1	2- 1				
2- 4	0- 0	0- 1	AWAY	0- 1	0- 0	2- 2				
0- 0	0- 0	0- 0	NEUTRAL	0- 0	0- 0	0- 0				
0- 4	0- 0	0- 0	CONFERENCE	0- 1	0- 1	0- 2				
0- 2	0- 0	0- 0	HOME	0- 1	0- 0	0- 1				
0- 2	0- 0	0- 0	AWAY	0- 0	0- 1	0- 1				
0- 0	0- 0	0- 0	NEUTRAL	0- 0	0- 0	0- 0				

RPI S	Opponent	Score	RPI S	Opponent	Score	RPI S	Opponent	Score	RPI S	Opponent	Score	Team's RPI: 280
33	H TCU	52 66	56	A St. John's (NY)	60 96	107	A Colgate	93 100	149	H William & Mary	65 77	
37	A Arizona St.	51 83	65	H Bucknell	52 63	172	H Columbia	62 71	183	H Boston U.	66 72	
						203	A American	57 73	234	A Manhattan	56 86	
						298	A St. Francis Brooklyn	64 70	312	A Air Force	68 66	
						321	H Bryant	81 75	339	A Fairleigh Dickinson	70 68	
						345	H LIU Brooklyn	67 60				
LAST 10 Division I												
183	H Boston U.	66 72	234	A Manhattan	56 86							
203	A American	57 73	56	A St. John's (NY)	60 96							
107	A Colgate	93 100	345	H LIU Brooklyn	67 60							
65	H Bucknell	52 63	339	A Fairleigh Dickinson	70 68							
321	H Bryant	81 75	33	H TCU	52 66							

Non-Div I Games:

Army West Point

Loss, Non-Conf, S Site, H Home A Away N Neutral

Average RPI Win: 219	WON-LOST	WINNING	LAST 10	STRENGTH OF	OPP. STRENGTH	TEAM	ADJ.	CONF.	ADJ CONF.
Average RPI Loss: 69	RECORD	PCT. RANK	GAMES	SCHEDULE	OF SCHEDULE	RPI	RPI	RPI	RPI
DIV. I ONLY	6- 9	225	4-6	40	93	153	153	5	5
DIV. I NON-CONF.	6- 5	151	4-2	76	111	115	115	5	5
TOTALS	RPI 1-25	RPI 26-50	W-L RECORDS	RPI 51-100	RPI 101-150	RPI 150+			
6- 9	0- 1	0- 4	OVERALL	0- 2	2- 1	4- 1			
4- 4	0- 0	0- 2	HOME	0- 1	1- 1	3- 0			
1- 3	0- 0	0- 1	AWAY	0- 1	0- 0	1- 1			
1- 2	0- 1	0- 1	NEUTRAL	0- 0	1- 0	0- 0			
6- 5	0- 1	0- 3	NON-CONFERENCE	0- 0	2- 0	4- 1			
4- 1	0- 0	0- 1	HOME	0- 0	1- 0	3- 0			
1- 2	0- 0	0- 1	AWAY	0- 0	0- 0	1- 1			
1- 2	0- 1	0- 1	NEUTRAL	0- 0	1- 0	0- 0			
0- 4	0- 0	0- 1	CONFERENCE	0- 2	0- 1	0- 0			
0- 3	0- 0	0- 1	HOME	0- 1	0- 1	0- 0			
0- 1	0- 0	0- 0	AWAY	0- 1	0- 0	0- 0			
0- 0	0- 0	0- 0	NEUTRAL	0- 0	0- 0	0- 0			

RPI 1-25				RPI 26-50				RPI 51-100				RPI 101+ Team's RPI: 153			
RPI	S	Opponent	Score	RPI	S	Opponent	Score	RPI	S	Opponent	Score	RPI	S	Opponent	Score
23	N	Drake	82 83	33	A	TCU	65 80	55	A	Vanderbilt	55 77	113	N	Dayton	76 74
				44	H	Old Dominion	77 89	75	H	Alabama	48 75	133	H	Florida	63 83
				46	H	Arkansas	70 86					146	H	Saint Joseph's	66 62
				48	N	Middle Tenn.	50 73					165	A	UAB	75 80
												176	H	Bethune-Cookman	74 56
												276	A	South Alabama	82 62
												294	H	Wofford	84 82
												311	H	Jacksonville St.	62 53
LAST 10 Division I															
75	H	Alabama	48 75	176	H	Bethune-Cookman	74 56								
133	H	Florida	63 83	33	A	TCU	65 80								
46	H	Arkansas	70 86	276	A	South Alabama	82 62								
55	A	Vanderbilt	55 77	23	N	Drake	82 83								
311	H	Jacksonville St.	62 53	113	N	Dayton	76 74								

Non-Div I Games:

Auburn

■ Loss,
 ■ Non-Conf, S Site,
 ■ Home
 ■ Away
 N Neutral

Average RPI Win:	257	WON-LOST	WINNING	LAST 10	STRENGTH OF	OPP. STRENGTH	TEAM	ADJ.	CONF.	ADJ CONF.
Average RPI Loss:	115	RECORD	PCT. RANK	GAMES	SCHEDULE	OF SCHEDULE	RPI	RPI	RPI	RPI
DIV. I ONLY	8- 5	112	6-4	213	314	141	141	21	21	
DIV. I NON-CONF.	7- 2	56	5-1	253	286	81	81	23	23	
TOTALS	RPI 1-25	RPI 26-50	W-L RECORDS	RPI 51-100	RPI 101-150	RPI 150+				
8- 5	0- 1	0- 0	OVERALL	1- 1	0- 1	7- 2				
2- 2	0- 0	0- 0	HOME	1- 1	0- 0	1- 1				
5- 3	0- 1	0- 0	AWAY	0- 0	0- 1	5- 1				
1- 0	0- 0	0- 0	NEUTRAL	0- 0	0- 0	1- 0				
7- 2	0- 1	0- 0	NON-CONFERENCE	1- 0	0- 1	6- 0				
2- 0	0- 0	0- 0	HOME	1- 0	0- 0	1- 0				
4- 2	0- 1	0- 0	AWAY	0- 0	0- 1	4- 0				
1- 0	0- 0	0- 0	NEUTRAL	0- 0	0- 0	1- 0				
1- 3	0- 0	0- 0	CONFERENCE	0- 1	0- 0	1- 2				
0- 2	0- 0	0- 0	HOME	0- 1	0- 0	0- 1				
1- 1	0- 0	0- 0	AWAY	0- 0	0- 0	1- 1				
0- 0	0- 0	0- 0	NEUTRAL	0- 0	0- 0	0- 0				

RPI 1-25				RPI 26-50				RPI 51-100				RPI 101+				Team's RPI: 141
RPI	S	Opponent	Score	RPI	S	Opponent	Score	RPI	S	Opponent	Score	RPI	S	Opponent	Score	
18	A	Kentucky	52 81					76	H	UT Martin	61 69	127	A	Illinois	62 76	
								83	H	Illinois St.	77 72	164	A	Tennessee Tech	49 58	
												178	N	Binghamton	80 63	
												190	H	Southeast Mo. St.	66 79	
												221	A	Chattanooga	50 49	
												275	A	Alabama A&M	67 61	
												310	A	FIU	58 56	
												311	A	Jacksonville St.	63 57	
												327	H	Evansville	80 64	
												350	A	Mississippi Val.	100 82	
LAST 10 Division I																
311	A	Jacksonville St.	63 57	310	A	FIU	58 56									
164	A	Tennessee Tech	49 58	178	N	Binghamton	80 63									
76	H	UT Martin	61 69	275	A	Alabama A&M	67 61									
190	H	Southeast Mo. St.	66 79	18	A	Kentucky	52 81									
83	H	Illinois St.	77 72	221	A	Chattanooga	50 49									

Non-Div I Games: Christian Bros. 82 62 Ky. Wesleyan 103 70

Austin Peay

■ Loss,
 ■ Non-Conf, S Site,
 ■ Home
 ■ Away
 N Neutral

Average RPI Win:	229	WON-LOST	WINNING	LAST 10	STRENGTH OF	OPP. STRENGTH	TEAM	ADJ.	CONF.	ADJ CONF.
Average RPI Loss:	70	RECORD	PCT. RANK	GAMES	SCHEDULE	OF SCHEDULE	RPI	RPI	RPI	RPI
DIV. I ONLY	7- 7	168	5-5	55	110	103	103	11	11	
DIV. I NON-CONF.	4- 5	195	2-3	46	110	105	105	11	11	
TOTALS	RPI 1-25	RPI 26-50	W-L RECORDS	RPI 51-100	RPI 101-150	RPI 150+				
7- 7	0- 2	0- 1	OVERALL	0- 2	1- 1	6- 1				
3- 3	0- 1	0- 0	HOME	0- 0	0- 1	3- 1				
3- 3	0- 0	0- 1	AWAY	0- 2	1- 0	2- 0				
1- 1	0- 1	0- 0	NEUTRAL	0- 0	0- 0	1- 0				
4- 5	0- 1	0- 1	NON-CONFERENCE	0- 2	1- 1	3- 0				
2- 1	0- 0	0- 0	HOME	0- 0	0- 1	2- 0				
1- 3	0- 0	0- 1	AWAY	0- 2	1- 0	0- 0				
1- 1	0- 1	0- 0	NEUTRAL	0- 0	0- 0	1- 0				
3- 2	0- 1	0- 0	CONFERENCE	0- 0	0- 0	3- 1				
1- 2	0- 1	0- 0	HOME	0- 0	0- 0	1- 1				
2- 0	0- 0	0- 0	AWAY	0- 0	0- 0	2- 0				
0- 0	0- 0	0- 0	NEUTRAL	0- 0	0- 0	0- 0				

RPI 1-25				RPI 26-50				RPI 51-100				RPI 101+ Team's RPI: 103			
RPI	S	Opponent	Score	RPI	S	Opponent	Score	RPI	S	Opponent	Score	RPI	S	Opponent	Score
5	N	Oregon St.	34 65	37	A	Arizona St.	52 60	53	A	Washington St.	50 67	114	A	Fresno St.	71 65
7	H	Gonzaga	43 55					94	A	Boise St.	55 66	136	H	Utah	73 77
												155	H	Portland	48 57
												174	N	San Jose St.	75 56
												189	H	San Diego	52 36
												230	A	Pepperdine	65 47
												264	A	LMU (CA)	59 44
												292	H	Utah St.	67 50
												340	H	Utah Valley	71 57
LAST 10 Division I															
189	H	San Diego	52 36	5	N	Oregon St.	34 65								
155	H	Portland	48 57	174	N	San Jose St.	75 56								
7	H	Gonzaga	43 55	340	H	Utah Valley	71 57								
230	A	Pepperdine	65 47	94	A	Boise St.	55 66								
264	A	LMU (CA)	59 44	37	A	Arizona St.	52 60								

Non-Div I Games: Tex. A&M-Kingsville90 38

BYU

■ Loss,
 ■ Non-Conf,
 ■ S Site,
 ■ H Home
 ■ A Away
 N Neutral

Average RPI Win:	181	WON-LOST	WINNING	LAST 10	STRENGTH OF	OPP. STRENGTH	TEAM	ADJ.	CONF.	ADJ CONF.
Average RPI Loss:	85	RECORD	PCT. RANK	GAMES	SCHEDULE	OF SCHEDULE	RPI	RPI	RPI	RPI
DIV. I ONLY	10- 4	62	8-2	141	113	66	66	10	10	
DIV. I NON-CONF.	7- 4	100	5-2	140	117	86	86	10	10	
TOTALS	RPI 1-25	RPI 26-50	W-L RECORDS	RPI 51-100	RPI 101-150	RPI 150+				
10- 4	0- 0	0- 1	OVERALL	1- 1	3- 2	6- 0				
4- 1	0- 0	0- 1	HOME	0- 0	2- 0	2- 0				
3- 2	0- 0	0- 0	AWAY	0- 1	0- 1	3- 0				
3- 1	0- 0	0- 0	NEUTRAL	1- 0	1- 1	1- 0				
7- 4	0- 0	0- 1	NON-CONFERENCE	1- 1	2- 2	4- 0				
2- 1	0- 0	0- 1	HOME	0- 0	1- 0	1- 0				
2- 2	0- 0	0- 0	AWAY	0- 1	0- 1	2- 0				
3- 1	0- 0	0- 0	NEUTRAL	1- 0	1- 1	1- 0				
3- 0	0- 0	0- 0	CONFERENCE	0- 0	1- 0	2- 0				
2- 0	0- 0	0- 0	HOME	0- 0	1- 0	1- 0				
1- 0	0- 0	0- 0	AWAY	0- 0	0- 0	1- 0				
0- 0	0- 0	0- 0	NEUTRAL	0- 0	0- 0	0- 0				

RPI 1-25			RPI 26-50			RPI 51-100			Team's RPI: 66	RPI 101+		
RPI	S	Opponent	Score	RPI	S	Opponent	Score	RPI	S	Opponent	Score	
				47	H	Western Ky.	86 91	61	A	IUPUI	48 65	105 N Providence 52 51
								78	N	Lehigh	54 52	112 N Wisconsin 56 67
												118 A Cincinnati 56 63
												123 H Kent St. 66 62
												132 H Butler 74 70
												170 A New Mexico 70 57
												186 H Eastern Mich. 59 54
												200 A Bowling Green 86 80
												232 H Xavier 70 49
												264 N LMU (CA) 77 72
												320 A Purdue Fort Wayne 83 52
LAST 10 Division I												
186	H	Eastern Mich.	59 54	264	N	LMU (CA)	77 72					
200	A	Bowling Green	86 80	47	H	Western Ky.	86 91					
123	H	Kent St.	66 62	112	N	Wisconsin	56 67					
170	A	New Mexico	70 57	78	N	Lehigh	54 52					
105	N	Providence	52 51	132	H	Butler	74 70					

Non-Div I Games: Urbana 84 49

Ball St.

■ Loss,
 ■ Non-Conf,
 ■ S Site,
 ■ H Home
 ■ A Away
 N Neutral

Belmont

Through Games Of Jan. 12, 2020

Average RPI Win:	194	WON-LOST	WINNING	LAST 10	STRENGTH OF	OPP. STRENGTH	TEAM	ADJ.	CONF.	ADJ CONF.
Average RPI Loss:	62	RECORD	PCT. RANK	GAMES	SCHEDULE	OF SCHEDULE	RPI	RPI	RPI	RPI
DIV. I ONLY	8- 7	156	5-5	72	103	89	89	21	21	
DIV. I NON-CONF.	5- 6	187	2-4	58	21	98	98	23	23	
TOTALS	RPI 1-25	RPI 26-50	W-L RECORDS	RPI 51-100	RPI 101-150	RPI 150+				
8- 7	0- 1	1- 4	OVERALL	1- 1	0- 0	6- 1				
6- 0	0- 0	1- 0	HOME	1- 0	0- 0	4- 0				
2- 5	0- 0	0- 3	AWAY	0- 1	0- 0	2- 1				
0- 2	0- 1	0- 1	NEUTRAL	0- 0	0- 0	0- 0				
5- 6	0- 1	1- 4	NON-CONFERENCE	1- 0	0- 0	3- 1				
4- 0	0- 0	1- 0	HOME	1- 0	0- 0	2- 0				
1- 4	0- 0	0- 3	AWAY	0- 0	0- 0	1- 1				
0- 2	0- 1	0- 1	NEUTRAL	0- 0	0- 0	0- 0				
3- 1	0- 0	0- 0	CONFERENCE	0- 1	0- 0	3- 0				
2- 0	0- 0	0- 0	HOME	0- 0	0- 0	2- 0				
1- 1	0- 0	0- 0	AWAY	0- 1	0- 0	1- 0				
0- 0	0- 0	0- 0	NEUTRAL	0- 0	0- 0	0- 0				

RPI S	Opponent	Score	RPI S	Opponent	Score	RPI S	Opponent	Score	RPI S	Opponent	Score
24 N	Maryland	26 90	31 A	Marquette	51 53	63 H	UCF	72 37	175 A	Toledo	48 53
			38 N	Virginia Tech	58 60	76 A	UT Martin	57 74	190 A	Southeast Mo. St.	57 45
			46 A	Arkansas	60 91				216 H	Northern Ky.	62 45
			47 A	Western Ky.	46 77				221 H	Chattanooga	63 50
			48 H	Middle Tenn.	68 57				245 H	Eastern Ill.	69 45
									248 A	Lipscomb	69 68
									317 H	SIUE	69 48
LAST 10 Division I											
76 A	UT Martin	57 74	48 H	Middle Tenn.	68 57						
190 A	Southeast Mo. St.	57 45	248 A	Lipscomb	69 68						
245 H	Eastern Ill.	69 45	175 A	Toledo	48 53						
317 H	SIUE	69 48	24 N	Maryland	26 90						
31 A	Marquette	51 53	38 N	Virginia Tech	58 60						

Non-Div I Games:

Belmont

Loss, Non-Conf, S Site, H Home A Away N Neutral

Bethune-Cookman

Through Games Of Jan. 12, 2020

Average RPI Win:	276	WON-LOST	WINNING	LAST 10	STRENGTH OF	OPP. STRENGTH	TEAM	ADJ.	CONF.	ADJ CONF.
Average RPI Loss:	97	RECORD	PCT. RANK	GAMES	SCHEDULE	OF SCHEDULE	RPI	RPI	RPI	RPI
DIV. I ONLY	8- 5	112	5-5	305	189	176	176	29	29	
DIV. I NON-CONF.	6- 4	122	3-4	292	189	169	169	31	31	
TOTALS	RPI 1-25	RPI 26-50	W-L RECORDS	RPI 51-100	RPI 101-150	RPI 150+				
8- 5	0- 0	0- 1	OVERALL	0- 2	0- 0	8- 2				
2- 2	0- 0	0- 1	HOME	0- 1	0- 0	2- 0				
5- 3	0- 0	0- 0	AWAY	0- 1	0- 0	5- 2				
1- 0	0- 0	0- 0	NEUTRAL	0- 0	0- 0	1- 0				
6- 4	0- 0	0- 1	NON-CONFERENCE	0- 2	0- 0	6- 1				
1- 2	0- 0	0- 1	HOME	0- 1	0- 0	1- 0				
4- 2	0- 0	0- 0	AWAY	0- 1	0- 0	4- 1				
1- 0	0- 0	0- 0	NEUTRAL	0- 0	0- 0	1- 0				
2- 1	0- 0	0- 0	CONFERENCE	0- 0	0- 0	2- 1				
1- 0	0- 0	0- 0	HOME	0- 0	0- 0	1- 0				
1- 1	0- 0	0- 0	AWAY	0- 0	0- 0	1- 1				
0- 0	0- 0	0- 0	NEUTRAL	0- 0	0- 0	0- 0				

RPI 1-25				RPI 26-50				RPI 51-100				RPI 101+				Team's RPI: 176
RPI	S	Opponent	Score	RPI	S	Opponent	Score	RPI	S	Opponent	Score	RPI	S	Opponent	Score	
				28	H	Central Mich.	67 92	71	H	Troy	62 68	153	A	Auburn	56 74	
								75	A	Alabama	49 60	158	A	Norfolk St.	51 61	
												215	A	Jacksonville	53 52	
												217	A	Howard	75 59	
												224	A	Stetson	59 55	
												271	N	Appalachian St.	61 44	
												288	H	Ga. Southern	75 57	
												310	A	FIU	65 60	
												335	H	Coppin St.	82 51	
												347	A	Charleston So.	81 41	
LAST 10 Division I																
				335	H	Coppin St.	82 51	271	N	Appalachian St.	61 44					
				217	A	Howard	75 59	75	A	Alabama	49 60					
				158	A	Norfolk St.	51 61	153	A	Auburn	56 74					
				28	H	Central Mich.	67 92	215	A	Jacksonville	53 52					
				224	A	Stetson	59 55	71	H	Troy	62 68					

Non-Div I Games: Edward Waters 79 46 Palm Beach Atl. 68 45

Bethune-Cookman

Loss, Non-Conf, S Site, H Home A Away N Neutral

Binghamton

Through Games Of Jan. 12, 2020

Average RPI Win:	267	WON-LOST	WINNING	LAST 10	STRENGTH OF	OPP. STRENGTH	TEAM	ADJ.	CONF.	ADJ CONF.
Average RPI Loss:	179	RECORD	PCT. RANK	GAMES	SCHEDULE	OF SCHEDULE	RPI	RPI	RPI	RPI
DIV. I ONLY	11- 4	57	6-4	337	217	178	178	28	28	
DIV. I NON-CONF.	10- 2	31	5-2	330	185	124	124	28	28	
TOTALS	RPI 1-25	RPI 26-50	W-L RECORDS	RPI 51-100	RPI 101-150	RPI 150+				
11- 4	0- 0	0- 1	OVERALL	0- 0	1- 1	10- 2				
5- 1	0- 0	0- 0	HOME	0- 0	0- 0	5- 1				
5- 2	0- 0	0- 1	AWAY	0- 0	1- 0	4- 1				
1- 1	0- 0	0- 0	NEUTRAL	0- 0	0- 1	1- 0				
10- 2	0- 0	0- 1	NON-CONFERENCE	0- 0	1- 1	9- 0				
5- 0	0- 0	0- 0	HOME	0- 0	0- 0	5- 0				
4- 1	0- 0	0- 1	AWAY	0- 0	1- 0	3- 0				
1- 1	0- 0	0- 0	NEUTRAL	0- 0	0- 1	1- 0				
1- 2	0- 0	0- 0	CONFERENCE	0- 0	0- 0	1- 2				
0- 1	0- 0	0- 0	HOME	0- 0	0- 0	0- 1				
1- 1	0- 0	0- 0	AWAY	0- 0	0- 0	1- 1				
0- 0	0- 0	0- 0	NEUTRAL	0- 0	0- 0	0- 0				

RPI S	Opponent	Score	RPI S	Opponent	Score	RPI S	Opponent	Score	RPI S	Opponent	Score	Team's RPI: 178
32	A Miami (FL)	56 79							139	A Cornell	59 56	
									141	N Austin Peay	63 80	
									186	H Eastern Mich.	78 67	
									228	H UMass Lowell	56 66	
									243	A Delaware St.	75 66	
									249	H Niagara	74 55	
									255	H Lafayette	74 64	
									265	H St. Bonaventure	78 67	
									309	A Siena	89 62	
									313	A UMBC	61 43	
									314	A Albany (NY)	53 56	
									316	H NJIT	75 40	
									322	N Grambling	88 67	
									339	A Fairleigh Dickinson	60 48	
LAST 10 Division I												
228	H UMass Lowell	56 66	141	N Austin Peay	63 80							
313	A UMBC	61 43	32	A Miami (FL)	56 79							
314	A Albany (NY)	53 56	139	A Cornell	59 56							
316	H NJIT	75 40	186	H Eastern Mich.	78 67							
322	N Grambling	88 67	265	H St. Bonaventure	78 67							

Non-Div I Games: Bloomsburg 70 45

Binghamton

Loss, Non-Conf, S Site, H Home A Away N Neutral

Average RPI Win:	235	WON-LOST	WINNING	LAST 10	STRENGTH OF	OPP. STRENGTH	TEAM	ADJ.	CONF.	ADJ CONF.
Average RPI Loss:	86	RECORD	PCT. RANK	GAMES	SCHEDULE	OF SCHEDULE	RPI	RPI	RPI	RPI
DIV. I ONLY	10- 6	100	7-3	117	144	94	94	19	19	
DIV. I NON-CONF.	6- 4	122	3-1	67	41	80	80	25	25	
TOTALS	RPI 1-25	RPI 26-50	W-L RECORDS	RPI 51-100	RPI 101-150	RPI 150+				
10- 6	0- 2	0- 1	OVERALL	0- 1	1- 0	9- 2				
7- 2	0- 1	0- 0	HOME	0- 1	1- 0	6- 0				
3- 4	0- 1	0- 1	AWAY	0- 0	0- 0	3- 2				
0- 0	0- 0	0- 0	NEUTRAL	0- 0	0- 0	0- 0				
6- 4	0- 2	0- 1	NON-CONFERENCE	0- 1	1- 0	5- 0				
4- 2	0- 1	0- 0	HOME	0- 1	1- 0	3- 0				
2- 2	0- 1	0- 1	AWAY	0- 0	0- 0	2- 0				
0- 0	0- 0	0- 0	NEUTRAL	0- 0	0- 0	0- 0				
4- 2	0- 0	0- 0	CONFERENCE	0- 0	0- 0	4- 2				
3- 0	0- 0	0- 0	HOME	0- 0	0- 0	3- 0				
1- 2	0- 0	0- 0	AWAY	0- 0	0- 0	1- 2				
0- 0	0- 0	0- 0	NEUTRAL	0- 0	0- 0	0- 0				

RPI 1-25				RPI 26-50				RPI 51-100 Team's RPI: 94				RPI 101+			
RPI	S	Opponent	Score	RPI	S	Opponent	Score	RPI	S	Opponent	Score	RPI	S	Opponent	Score
1	H	Missouri St.	69 72	33	A	TCU	65 77	53	H	Washington St.	68 80	103	H	BYU	66 55
3	A	Louisville	82 98									165	A	UAB	83 81
												170	H	New Mexico	83 82
												201	A	UNLV	65 66
												208	H	Portland St.	82 57
												226	A	Wyoming	68 73
												230	H	Pepperdine	76 74
												258	A	Colorado St.	72 69
												281	H	San Diego St.	86 72
												290	A	Eastern Wash.	63 61
												301	H	Nevada	54 40
												340	H	Utah Valley	77 69
LAST 10 Division I															
281	H	San Diego St.	86 72	290	A	Eastern Wash.	63 61								
201	A	UNLV	65 66	103	H	BYU	66 55								
301	H	Nevada	54 40	258	A	Colorado St.	72 69								
226	A	Wyoming	68 73	170	H	New Mexico	83 82								
230	H	Pepperdine	76 74	33	A	TCU	65 77								

Non-Div I Games: Lewis-Clark St. 88 34 Western Ore. 75 32

Boise St.

Average RPI Win:	206	WON-LOST	WINNING	LAST 10	STRENGTH OF	OPP. STRENGTH	TEAM	ADJ.	CONF.	ADJ CONF.
Average RPI Loss:	54	RECORD	PCT. RANK	GAMES	SCHEDULE	OF SCHEDULE	RPI	RPI	RPI	RPI
DIV. I ONLY	9- 7	139	5-5	125	31	100	100	3	3	
DIV. I NON-CONF.	7- 4	100	3-2	95	119	74	74	3	3	
TOTALS	RPI 1-25	RPI 26-50	W-L RECORDS	RPI 51-100	RPI 101-150	RPI 150+				
9- 7	0- 2	0- 3	OVERALL	0- 0	2- 2	7- 0				
5- 2	0- 1	0- 1	HOME	0- 0	1- 0	4- 0				
3- 4	0- 1	0- 1	AWAY	0- 0	1- 2	2- 0				
1- 1	0- 0	0- 1	NEUTRAL	0- 0	0- 0	1- 0				
7- 4	0- 1	0- 1	NON-CONFERENCE	0- 0	1- 2	6- 0				
5- 0	0- 0	0- 0	HOME	0- 0	1- 0	4- 0				
1- 3	0- 1	0- 0	AWAY	0- 0	0- 2	1- 0				
1- 1	0- 0	0- 1	NEUTRAL	0- 0	0- 0	1- 0				
2- 3	0- 1	0- 2	CONFERENCE	0- 0	1- 0	1- 0				
0- 2	0- 1	0- 1	HOME	0- 0	0- 0	0- 0				
2- 1	0- 0	0- 1	AWAY	0- 0	1- 0	1- 0				
0- 0	0- 0	0- 0	NEUTRAL	0- 0	0- 0	0- 0				

RPI 1-25				RPI 26-50				RPI 51-100				Team's RPI: 100				RPI 101+			
RPI	S	Opponent	Score	RPI	S	Opponent	Score	RPI	S	Opponent	Score	RPI	S	Opponent	Score	RPI	S	Opponent	Score
15	A	Northwestern	63 66	26	H	Virginia	52 69					105	A	Providence	60 76				
21	H	NC State	54 72	41	A	Duke	73 85					121	A	Holy Cross	71 80				
				50	N	Charlotte	68 84					124	A	Notre Dame	75 65				
												137	H	VCU	87 52				
												152	N	Tulane	89 76				
												183	A	Boston U.	88 57				
												198	H	Rhode Island	66 55				
												228	H	UMass Lowell	89 46				
												243	H	Delaware St.	109 69				
												293	A	Pittsburgh	79 70				
												298	H	St. Francis Brooklyn	106 69				
LAST 10 Division I																			
26	H	Virginia	52 69	183	A	Boston U.	88 57												
124	A	Notre Dame	75 65	41	A	Duke	73 85												
293	A	Pittsburgh	79 70	15	A	Northwestern	63 66												
21	H	NC State	54 72	152	N	Tulane	89 76												
243	H	Delaware St.	109 69	50	N	Charlotte	68 84												

Non-Div I Games:

Boston College

■ Loss,
 ■ Non-Conf, S Site,
 ■ Home
 ■ Away
 N Neutral

Average RPI Win:	242	WON-LOST	WINNING	LAST 10	STRENGTH OF	OPP. STRENGTH	TEAM	ADJ.	CONF.	ADJ CONF.
Average RPI Loss:	137	RECORD	PCT. RANK	GAMES	SCHEDULE	OF SCHEDULE	RPI	RPI	RPI	RPI
DIV. I ONLY	7- 8	194	4-6	173	243	183	183	16	16	
DIV. I NON-CONF.	5- 6	187	2-4	174	243	195	195	16	16	
TOTALS	RPI 1-25	RPI 26-50	W-L RECORDS	RPI 51-100	RPI 101-150	RPI 150+				
7- 8	0- 0	0- 0	OVERALL	0- 4	0- 2	7- 2				
3- 4	0- 0	0- 0	HOME	0- 2	0- 2	3- 0				
4- 4	0- 0	0- 0	AWAY	0- 2	0- 0	4- 2				
0- 0	0- 0	0- 0	NEUTRAL	0- 0	0- 0	0- 0				
5- 6	0- 0	0- 0	NON-CONFERENCE	0- 3	0- 2	5- 1				
2- 4	0- 0	0- 0	HOME	0- 2	0- 2	2- 0				
3- 2	0- 0	0- 0	AWAY	0- 1	0- 0	3- 1				
0- 0	0- 0	0- 0	NEUTRAL	0- 0	0- 0	0- 0				
2- 2	0- 0	0- 0	CONFERENCE	0- 1	0- 0	2- 1				
1- 0	0- 0	0- 0	HOME	0- 0	0- 0	1- 0				
1- 2	0- 0	0- 0	AWAY	0- 1	0- 0	1- 1				
0- 0	0- 0	0- 0	NEUTRAL	0- 0	0- 0	0- 0				

RPI 1-25				RPI 26-50				RPI 51-100				RPI 101+				Team's RPI: 183	
RPI	S	Opponent	Score	RPI	S	Opponent	Score	RPI	S	Opponent	Score	RPI	S	Opponent	Score		
								69	H	Marist	75	89	120	H	Massachusetts	45	58
								78	A	Lehigh	34	51	142	H	Harvard	39	66
								97	A	California	62	73	168	H	Dartmouth	74	56
								100	H	Boston College	57	88	177	H	Northeastern	72	56
													203	H	American	59	44
													233	A	UC Davis	68	75
													250	A	Maine	62	49
													255	A	Lafayette	57	59
													280	A	Army West Point	72	66
													305	A	New Hampshire	78	64
													314	A	Albany (NY)	60	58
LAST 10 Division I																	
280	A	Army West Point	72	66	168	H	Dartmouth	74	56								
78	A	Lehigh	34	51	100	H	Boston College	57	88								
203	H	American	59	44	120	H	Massachusetts	45	58								
255	A	Lafayette	57	59	97	A	California	62	73								
177	H	Northeastern	72	56	233	A	UC Davis	68	75								

Non-Div I Games:

Boston U.

■ Loss,
 ■ Non-Conf,
 ■ S Site,
 ■ H Home
 ■ A Away
 N Neutral

Downing Green				Through Games Of Jan. 17, 1910						
Average RPI Win:	258	WON-LOST	WINNING	LAST 10	STRENGTH OF	OPP. STRENGTH	TEAM	ADJ.	CONF.	ADJ CONF.
Average RPI Loss:	140	RECORD	PCT. RANK	GAMES	SCHEDULE	OF SCHEDULE	RPI	RPI	RPI	RPI
DIV. I ONLY	5- 8	229	3-7	136	263	200	200	10	10	
DIV. I NON-CONF.	5- 5	163	3-4	153	290	140	140	10	10	
TOTALS	RPI 1-25	RPI 26-50	W-L RECORDS	RPI 51-100	RPI 101-150	RPI 150+				
5- 8	0- 0	0- 1	OVERALL	0- 1	0- 1	5- 5				
2- 2	0- 0	0- 0	HOME	0- 1	0- 0	2- 1				
2- 4	0- 0	0- 1	AWAY	0- 0	0- 1	2- 2				
1- 2	0- 0	0- 0	NEUTRAL	0- 0	0- 0	1- 2				
5- 5	0- 0	0- 1	NON-CONFERENCE	0- 0	0- 1	5- 3				
2- 0	0- 0	0- 0	HOME	0- 0	0- 0	2- 0				
2- 3	0- 0	0- 1	AWAY	0- 0	0- 1	2- 1				
1- 2	0- 0	0- 0	NEUTRAL	0- 0	0- 0	1- 2				
0- 3	0- 0	0- 0	CONFERENCE	0- 1	0- 0	0- 2				
0- 2	0- 0	0- 0	HOME	0- 1	0- 0	0- 1				
0- 1	0- 0	0- 0	AWAY	0- 0	0- 0	0- 1				
0- 0	0- 0	0- 0	NEUTRAL	0- 0	0- 0	0- 0				

RPI 1-25				RPI 26-50				RPI 51-100				RPI 101+				Team's RPI: 200	
RPI	S	Opponent	Score	RPI	S	Opponent	Score	RPI	S	Opponent	Score	RPI	S	Opponent	Score		
				27	A	Purdue	74 81	66	H	Ball St.	80 86	117	A	Loyola Chicago	76 84		
												157	H	Cleveland St.	89 62		
												162	N	Green Bay	54 73		
												166	H	Akron	73 76		
												173	A	Valparaiso	90 95		
												186	A	Eastern Mich.	61 78		
												220	N	San Francisco	56 64		
												268	A	Milwaukee	63 51		
												277	A	Marshall	82 69		
												284	H	Morehead St.	79 65		
												302	N	California Baptist	98 60		
LAST 10 Division I																	
				166	H	Akron	73 76	268	A	Milwaukee	63 51						
				66	H	Ball St.	80 86	277	A	Marshall	82 69						
				186	A	Eastern Mich.	61 78	302	N	California Baptist	98 60						
				27	A	Purdue	74 81	220	N	San Francisco	56 64						
				117	A	Loyola Chicago	76 84	162	N	Green Bay	54 73						

Non-Div I Games:	Davis & Elkins	91	52	Notre Dame (OH)	88	54
------------------	----------------	----	----	-----------------	----	----

Bowling Green

Loss, Non-Conf, S Site, H Home A Away N Neutral

Average RPI Win:	223	WON-LOST	WINNING	LAST 10	STRENGTH OF	OPP. STRENGTH	TEAM	ADJ.	CONF.	ADJ CONF.
Average RPI Loss:	76	RECORD	PCT. RANK	GAMES	SCHEDULE	OF SCHEDULE	RPI	RPI	RPI	RPI
DIV. I ONLY	11- 2	25	9-1	316	141	106	106	7	7	
DIV. I NON-CONF.	8- 2	54	6-1	296	162	106	106	7	7	
TOTALS	RPI 1-25	RPI 26-50	W-L RECORDS	RPI 51-100	RPI 101-150	RPI 150+				
11- 2	0- 0	0- 0	OVERALL	1- 2	1- 0	9- 0				
6- 0	0- 0	0- 0	HOME	1- 0	0- 0	5- 0				
2- 1	0- 0	0- 0	AWAY	0- 1	0- 0	2- 0				
3- 1	0- 0	0- 0	NEUTRAL	0- 1	1- 0	2- 0				
8- 2	0- 0	0- 0	NON-CONFERENCE	0- 2	1- 0	7- 0				
3- 0	0- 0	0- 0	HOME	0- 0	0- 0	3- 0				
2- 1	0- 0	0- 0	AWAY	0- 1	0- 0	2- 0				
3- 1	0- 0	0- 0	NEUTRAL	0- 1	1- 0	2- 0				
3- 0	0- 0	0- 0	CONFERENCE	1- 0	0- 0	2- 0				
3- 0	0- 0	0- 0	HOME	1- 0	0- 0	2- 0				
0- 0	0- 0	0- 0	AWAY	0- 0	0- 0	0- 0				
0- 0	0- 0	0- 0	NEUTRAL	0- 0	0- 0	0- 0				

RPI	S	Opponent	Score	RPI	S	Opponent	Score	RPI	S	Opponent	Score	RPI	S	Opponent	Score	Team's RPI: 106
59	A	Michigan	57	77	83	H	Illinois St.	76	61	126	N	Richmond	61	57		
93	N	Liberty	63	75	160	H	Miami (OH)	79	68	185	H	Jackson St.	78	69		
										192	N	George Mason	61	59		
										231	A	Western Ill.	84	49		
										267	A	Oakland	74	58		
										274	H	Indiana St.	91	75		
										290	N	Eastern Wash.	66	46		
										318	H	North Dakota St.	70	64		
										327	H	Evansville	82	51		
LAST 10 Division I																
83	H	Illinois St.	76	61	185	H	Jackson St.	78	69							
274	H	Indiana St.	91	75	318	H	North Dakota St.	70	64							
327	H	Evansville	82	51	126	N	Richmond	61	57							
290	N	Eastern Wash.	66	46	192	N	George Mason	61	59							
93	N	Liberty	63	75	160	H	Miami (OH)	79	68							

Non-Div I Games: Eureka 101 39

Bradley

Average RPI Win:	297	WON-LOST	WINNING	LAST 10	STRENGTH OF	OPP. STRENGTH	TEAM	ADJ.	CONF.	ADJ CONF.
Average RPI Loss:	180	RECORD	PCT. RANK	GAMES	SCHEDULE	OF SCHEDULE	RPI	RPI	RPI	RPI
DIV. I ONLY	6- 7	200	4-6	298	326	246	246	8	8	
DIV. I NON-CONF.	6- 7	182	4-6	295	331	252	252	9	9	
TOTALS	RPI 1-25	RPI 26-50	W-L RECORDS	RPI 51-100	RPI 101-150	RPI 150+				
6- 7	0- 0	0- 0	OVERALL	0- 1	0- 2	6- 4				
1- 3	0- 0	0- 0	HOME	0- 0	0- 1	1- 2				
5- 3	0- 0	0- 0	AWAY	0- 1	0- 1	5- 1				
0- 1	0- 0	0- 0	NEUTRAL	0- 0	0- 0	0- 1				
6- 7	0- 0	0- 0	NON-CONFERENCE	0- 1	0- 2	6- 4				
1- 3	0- 0	0- 0	HOME	0- 0	0- 1	1- 2				
5- 3	0- 0	0- 0	AWAY	0- 1	0- 1	5- 1				
0- 1	0- 0	0- 0	NEUTRAL	0- 0	0- 0	0- 1				
0- 0	0- 0	0- 0	CONFERENCE	0- 0	0- 0	0- 0				
0- 0	0- 0	0- 0	HOME	0- 0	0- 0	0- 0				
0- 0	0- 0	0- 0	AWAY	0- 0	0- 0	0- 0				
0- 0	0- 0	0- 0	NEUTRAL	0- 0	0- 0	0- 0				

B
r
o
w
nB
r
o
w
n

RPI 1-25				RPI 26-50				RPI 51-100				RPI 101+				Team's RPI: 246			
RPI	S	Opponent	Score	RPI	S	Opponent	Score	RPI	S	Opponent	Score	RPI	S	Opponent	Score				
								77	A	South Fla.	60	70			120	A	Massachusetts	42	95
															121	H	Holy Cross	71	83
															182	H	Merrimack	57	72
															198	N	Rhode Island	44	89
															239	A	Longwood	76	86
															250	H	Maine	76	70
															259	A	Fairfield	58	44
															305	A	New Hampshire	76	68
															310	A	FIU	72	57
															321	A	Bryant	56	50
															321	H	Bryant	44	45
															338	A	Central Conn. St.	83	73
LAST 10 Division I																			
				77	A	South Fla.	60	70					121	H	Holy Cross	71	83		
				310	A	FIU	72	57					182	H	Merrimack	57	72		
				259	A	Fairfield	58	44					305	A	New Hampshire	76	68		
				321	A	Bryant	56	50					120	A	Massachusetts	42	95		
				198	N	Rhode Island	44	89					239	A	Longwood	76	86		

Non-Div I Games:

Brown

 Loss,
 Non-Conf,
 S Site,
 H Home
 A Away
N Neutral

Average RPI Win:	300	WON-LOST	WINNING	LAST 10	STRENGTH OF	OPP. STRENGTH	TEAM	ADJ.	CONF.	ADJ CONF.
Average RPI Loss:	197	RECORD	PCT. RANK	GAMES	SCHEDULE	OF SCHEDULE	RPI	RPI	RPI	RPI
DIV. I ONLY	3- 12	309	2-8	283	320	321	321	30	30	
DIV. I NON-CONF.	2- 9	304	1-5	272	294	325	325	30	30	
TOTALS	RPI 1-25	RPI 26-50	W-L RECORDS	RPI 51-100	RPI 101-150	RPI 150+				
3- 12	0- 0	0- 0	OVERALL	0- 1	0- 3	3- 8				
1- 6	0- 0	0- 0	HOME	0- 0	0- 1	1- 5				
2- 6	0- 0	0- 0	AWAY	0- 1	0- 2	2- 3				
0- 0	0- 0	0- 0	NEUTRAL	0- 0	0- 0	0- 0				
2- 9	0- 0	0- 0	NON-CONFERENCE	0- 1	0- 3	2- 5				
1- 4	0- 0	0- 0	HOME	0- 0	0- 1	1- 3				
1- 5	0- 0	0- 0	AWAY	0- 1	0- 2	1- 2				
0- 0	0- 0	0- 0	NEUTRAL	0- 0	0- 0	0- 0				
1- 3	0- 0	0- 0	CONFERENCE	0- 0	0- 0	1- 3				
0- 2	0- 0	0- 0	HOME	0- 0	0- 0	0- 2				
1- 1	0- 0	0- 0	AWAY	0- 0	0- 0	1- 1				
0- 0	0- 0	0- 0	NEUTRAL	0- 0	0- 0	0- 0				

RPI S	Opponent	Score	RPI S	Opponent	Score	RPI S	Opponent	Score	RPI S	Opponent	Score	Team's RPI: 321
						57	A Minnesota	56	105	H Providence	32	76
									121	A Holy Cross	75	87
									127	A Illinois	55	69
									182	A Merrimack	66	78
									213	H Mt. St. Mary's	70	76
									222	H Saint Francis (PA)	60	63
									228	H UMass Lowell	35	55
									246	A Brown	45	44
									246	H Brown	50	56
									280	A Army West Point	75	81
									282	A Vermont	66	71
									305	H New Hampshire	56	68
									314	H Albany (NY)	68	55
									339	A Fairleigh Dickinson	57	45
LAST 10 Division I												
			213	H Mt. St. Mary's	70	76	314	H Albany (NY)	68	55		
			182	A Merrimack	66	78	246	H Brown	50	56		
			339	A Fairleigh Dickinson	57	45	105	H Providence	32	76		
			222	H Saint Francis (PA)	60	63	228	H UMass Lowell	35	55		
			280	A Army West Point	75	81	57	A Minnesota	56	101		

Non-Div I Games:

Bryant

Bucknell

Through Games Of Jan. 12, 2020

Average RPI Win:	209	WON-LOST	WINNING	LAST 10	STRENGTH OF	OPP. STRENGTH	TEAM	ADJ.	CONF.	ADJ CONF.
Average RPI Loss:	93	RECORD	PCT. RANK	GAMES	SCHEDULE	OF SCHEDULE	RPI	RPI	RPI	RPI
DIV. I ONLY	11- 4	57	9-1	171	145	65	65	16	16	
DIV. I NON-CONF.	7- 4	100	5-1	150	98	84	84	16	16	
TOTALS	RPI 1-25	RPI 26-50	W-L RECORDS	RPI 51-100	RPI 101-150	RPI 150+				
11- 4	0- 0	0- 1	OVERALL	1- 2	2- 0	8- 1				
4- 1	0- 0	0- 0	HOME	1- 1	0- 0	3- 0				
5- 3	0- 0	0- 1	AWAY	0- 1	1- 0	4- 1				
2- 0	0- 0	0- 0	NEUTRAL	0- 0	1- 0	1- 0				
7- 4	0- 0	0- 1	NON-CONFERENCE	1- 2	1- 0	5- 1				
3- 1	0- 0	0- 0	HOME	1- 1	0- 0	2- 0				
2- 3	0- 0	0- 1	AWAY	0- 1	0- 0	2- 1				
2- 0	0- 0	0- 0	NEUTRAL	0- 0	1- 0	1- 0				
4- 0	0- 0	0- 0	CONFERENCE	0- 0	1- 0	3- 0				
1- 0	0- 0	0- 0	HOME	0- 0	0- 0	1- 0				
3- 0	0- 0	0- 0	AWAY	0- 0	1- 0	2- 0				
0- 0	0- 0	0- 0	NEUTRAL	0- 0	0- 0	0- 0				

RPI 1-25			RPI 26-50			RPI 51-100			Team's RPI: 65			RPI 101+			
RPI	S	Opponent	Score	RPI	S	Opponent	Score	RPI	S	Opponent	Score	RPI	S	Opponent	Score
				26	A	Virginia	60 84					118	N	Cincinnati	56 48
								52	H	Temple	61 72	121	A	Holy Cross	51 40
								80	H	Drexel	60 49	192	A	George Mason	64 51
								86	A	Stony Brook	73 78	206	A	Quinnipiac	69 76
												217	N	Howard	70 60
												222	A	Saint Francis (PA)	70 46
												255	H	Lafayette	50 36
												265	H	St. Bonaventure	68 60
												270	A	Navy	61 34
												279	H	Monmouth	71 37
												280	A	Army West Point	63 52
LAST 10 Division I															
				121	A	Holy Cross	51 40					222	A	Saint Francis (PA)	70 46
				270	A	Navy	61 34					80	H	Drexel	60 49
				255	H	Lafayette	50 36					192	A	George Mason	64 51
				280	A	Army West Point	63 52					118	N	Cincinnati	56 48
				86	A	Stony Brook	73 78					217	N	Howard	70 60

Non-Div I Games:

Bucknell

Loss, Non-Conf, S Site, H Home A Away N Neutral

Buffalo

Through Games Of Jan. 12, 2020

Average RPI Win:	208	WON-LOST	WINNING	LAST 10	STRENGTH OF	OPP. STRENGTH	TEAM	ADJ.	CONF.	ADJ CONF.
Average RPI Loss:	111	RECORD	PCT. RANK	GAMES	SCHEDULE	OF SCHEDULE	RPI	RPI	RPI	RPI
DIV. I ONLY	10- 4	62	6-4	170	197	79	79	10	10	
DIV. I NON-CONF.	9- 2	40	5-2	202	217	58	58	10	10	
TOTALS	RPI 1-25	RPI 26-50	W-L RECORDS	RPI 51-100	RPI 101-150	RPI 150+				
10- 4	0- 1	0- 0	OVERALL	1- 1	1- 0	8- 2				
5- 1	0- 0	0- 0	HOME	0- 1	1- 0	4- 0				
3- 3	0- 1	0- 0	AWAY	0- 0	0- 0	3- 2				
2- 0	0- 0	0- 0	NEUTRAL	1- 0	0- 0	1- 0				
9- 2	0- 1	0- 0	NON-CONFERENCE	1- 0	1- 0	7- 1				
5- 0	0- 0	0- 0	HOME	0- 0	1- 0	4- 0				
2- 2	0- 1	0- 0	AWAY	0- 0	0- 0	2- 1				
2- 0	0- 0	0- 0	NEUTRAL	1- 0	0- 0	1- 0				
1- 2	0- 0	0- 0	CONFERENCE	0- 1	0- 0	1- 1				
0- 1	0- 0	0- 0	HOME	0- 1	0- 0	0- 0				
1- 1	0- 0	0- 0	AWAY	0- 0	0- 0	1- 1				
0- 0	0- 0	0- 0	NEUTRAL	0- 0	0- 0	0- 0				

RPI 1-25				RPI 26-50				RPI 51-100 Team's RPI: 79				RPI 101+			
RPI	S	Opponent	Score	RPI	S	Opponent	Score	RPI	S	Opponent	Score	RPI	S	Opponent	Score
8	A	Stanford	69 88					80	N	Drexel	63 59	113	H	Dayton	67 59
								85	H	Ohio	65 76	160	A	Miami (OH)	86 72
												168	H	Dartmouth	73 49
												172	H	Columbia	82 75
												174	A	San Jose St.	88 95
												175	A	Toledo	59 71
												203	N	American	73 55
												249	A	Niagara	81 67
												265	A	St. Bonaventure	46 36
												332	H	Canisius	71 55
												338	H	Central Conn. St.	61 56
LAST 10 Division I															
85	H	Ohio	65 76	265	A	St. Bonaventure	46 36								
175	A	Toledo	59 71	203	N	American	73 55								
160	A	Miami (OH)	86 72	80	N	Drexel	63 59								
168	H	Dartmouth	73 49	8	A	Stanford	69 88								
113	H	Dayton	67 59	174	A	San Jose St.	88 95								

Non-Div I Games:

Buffalo

■ Loss,
 ■ Non-Conf,
 S Site,
 ■ Home
 ■ Away
 N Neutral

Average RPI Win:	211	WON-LOST	WINNING	LAST 10	STRENGTH OF	OPP. STRENGTH	TEAM	ADJ.	CONF.	ADJ CONF.
Average RPI Loss:	53	RECORD	PCT. RANK	GAMES	SCHEDULE	OF SCHEDULE	RPI	RPI	RPI	RPI
DIV. I ONLY	11- 5	73	7-3	229	52	132	132	6	6	
DIV. I NON-CONF.	8- 3	68	4-1	206	73	119	119	6	6	
TOTALS	RPI 1-25	RPI 26-50	W-L RECORDS	RPI 51-100	RPI 101-150	RPI 150+				
11- 5	0- 1	0- 0	OVERALL	3- 4	0- 0	8- 0				
7- 3	0- 1	0- 0	HOME	1- 2	0- 0	6- 0				
3- 1	0- 0	0- 0	AWAY	1- 1	0- 0	2- 0				
1- 1	0- 0	0- 0	NEUTRAL	1- 1	0- 0	0- 0				
8- 3	0- 1	0- 0	NON-CONFERENCE	2- 2	0- 0	6- 0				
7- 1	0- 1	0- 0	HOME	1- 0	0- 0	6- 0				
0- 1	0- 0	0- 0	AWAY	0- 1	0- 0	0- 0				
1- 1	0- 0	0- 0	NEUTRAL	1- 1	0- 0	0- 0				
3- 2	0- 0	0- 0	CONFERENCE	1- 2	0- 0	2- 0				
0- 2	0- 0	0- 0	HOME	0- 2	0- 0	0- 0				
3- 0	0- 0	0- 0	AWAY	1- 0	0- 0	2- 0				
0- 0	0- 0	0- 0	NEUTRAL	0- 0	0- 0	0- 0				

RPI 1-25				RPI 26-50				RPI 51-100				RPI 101+ Team's RPI: 132			
RPI	S	Opponent	Score	RPI	S	Opponent	Score	RPI	S	Opponent	Score	RPI	S	Opponent	Score
9	H	Indiana	53 64					56	H	St. John's (NY)	42 67	166	H	Akron	76 55
								61	H	IUPUI	64 61	232	A	Xavier	78 70
								62	H	Seton Hall	62 67	242	A	Georgetown	47 46
								66	A	Ball St.	70 74	263	H	Eastern Ky.	73 41
								72	N	Georgia	36 69	269	H	High Point	74 52
								85	N	Ohio	60 55	272	H	Wagner	74 58
								88	A	Villanova	58 41	320	H	Purdue Fort Wayne	85 58
												326	H	Detroit Mercy	82 60
LAST 10 Division I															
242	A	Georgetown	47 46	320	H	Purdue Fort Wayne	85 58								
88	A	Villanova	58 41	269	H	High Point	74 52								
232	A	Xavier	78 70	9	H	Indiana	53 64								
56	H	St. John's (NY)	42 67	166	H	Akron	76 55								
62	H	Seton Hall	62 67	85	N	Ohio	60 55								

Non-Div I Games:

Butler

CSU Bakersfield

Through Games Of Jan. 12, 2020

Average RPI Win:	233	WON-LOST	WINNING	LAST 10	STRENGTH OF	OPP. STRENGTH	TEAM	ADJ.	CONF.	ADJ CONF.
Average RPI Loss:	95	RECORD	PCT. RANK	GAMES	SCHEDULE	OF SCHEDULE	RPI	RPI	RPI	RPI
DIV. I ONLY	7- 5	130	7-3	104	167	73	73	32	32	
DIV. I NON-CONF.	5- 5	163	5-3	68	168	116	116	32	32	
TOTALS	RPI 1-25	RPI 26-50	W-L RECORDS	RPI 51-100	RPI 101-150	RPI 150+				
7- 5	0- 2	0- 0	OVERALL	1- 1	0- 1	6- 1				
5- 0	0- 0	0- 0	HOME	1- 0	0- 0	4- 0				
2- 5	0- 2	0- 0	AWAY	0- 1	0- 1	2- 1				
0- 0	0- 0	0- 0	NEUTRAL	0- 0	0- 0	0- 0				
5- 5	0- 2	0- 0	NON-CONFERENCE	1- 1	0- 1	4- 1				
5- 0	0- 0	0- 0	HOME	1- 0	0- 0	4- 0				
0- 5	0- 2	0- 0	AWAY	0- 1	0- 1	0- 1				
0- 0	0- 0	0- 0	NEUTRAL	0- 0	0- 0	0- 0				
2- 0	0- 0	0- 0	CONFERENCE	0- 0	0- 0	2- 0				
0- 0	0- 0	0- 0	HOME	0- 0	0- 0	0- 0				
2- 0	0- 0	0- 0	AWAY	0- 0	0- 0	2- 0				
0- 0	0- 0	0- 0	NEUTRAL	0- 0	0- 0	0- 0				

RPI 1-25				RPI 26-50				RPI 51-100				Team's RPI: 73		RPI 101+			
RPI	S	Opponent	Score	RPI	S	Opponent	Score	RPI	S	Opponent	Score			RPI	S	Opponent	Score
5	A	Oregon St.	50 69					64	H	Pacific	80 70			148	A	Wright St.	60 65
7	A	Gonzaga	48 92					81	A	Washington	49 80			174	H	San Jose St.	75 71
														223	A	Grand Canyon	59 54
														235	A	UC Riverside	52 53
														266	H	North Texas	61 52
														285	H	UC Santa Barbara	66 62
														302	A	California Baptist	66 61
														315	H	N.C. Central	80 71
LAST 10 Division I																	
				302	A	California Baptist	66 61					64	H	Pacific	80 70		
				223	A	Grand Canyon	59 54					315	H	N.C. Central	80 71		
				235	A	UC Riverside	52 53					174	H	San Jose St.	75 71		
				5	A	Oregon St.	50 69					266	H	North Texas	61 52		
				285	H	UC Santa Barbara	66 62					148	A	Wright St.	60 65		

Non-Div I Games: Fresno Pacific 95 64 Westcliff 100 44 Cal St. Dom. Hills 83 74

CSU Bakersfield

Loss, Non-Conf, S Site, H Home A Away N Neutral

Average RPI Win: 239	WON-LOST	WINNING	LAST 10	STRENGTH OF	OPP. STRENGTH	TEAM	ADJ.	CONF.	ADJ CONF.
Average RPI Loss: 137	RECORD	PCT. RANK	GAMES	SCHEDULE	OF SCHEDULE	RPI	RPI	RPI	RPI
DIV. I ONLY	6- 9	225	5-5	286	46	252	252	26	26
DIV. I NON-CONF.	4- 9	250	3-5	264	33	265	265	26	26
TOTALS	RPI 1-25	RPI 26-50	W-L RECORDS	RPI 51-100	RPI 101-150	RPI 150+			
6- 9	0- 1	0- 1	OVERALL	0- 1	0- 2	6- 4			
3- 4	0- 1	0- 1	HOME	0- 0	0- 2	3- 0			
2- 4	0- 0	0- 0	AWAY	0- 1	0- 0	2- 3			
1- 1	0- 0	0- 0	NEUTRAL	0- 0	0- 0	1- 1			
4- 9	0- 1	0- 1	NON-CONFERENCE	0- 1	0- 2	4- 4			
1- 4	0- 1	0- 1	HOME	0- 0	0- 2	1- 0			
2- 4	0- 0	0- 0	AWAY	0- 1	0- 0	2- 3			
1- 1	0- 0	0- 0	NEUTRAL	0- 0	0- 0	1- 1			
2- 0	0- 0	0- 0	CONFERENCE	0- 0	0- 0	2- 0			
2- 0	0- 0	0- 0	HOME	0- 0	0- 0	2- 0			
0- 0	0- 0	0- 0	AWAY	0- 0	0- 0	0- 0			
0- 0	0- 0	0- 0	NEUTRAL	0- 0	0- 0	0- 0			

RPI 1-25				RPI 26-50				RPI 51-100				RPI 101+ Team's RPI: 252			
RPI	S	Opponent	Score	RPI	S	Opponent	Score	RPI	S	Opponent	Score	RPI	S	Opponent	Score
6	H	UCLA	44 58	26	H	Virginia	47 72	53	A	Washington St.	61 71	101	H	Southern California	53 69
												140	H	Santa Clara	55 76
												155	H	Portland	73 64
												189	A	San Diego	40 59
												194	N	SMU	58 68
												199	H	Hawaii	58 54
												220	A	San Francisco	61 79
												260	H	UC Irvine	70 62
												264	A	LMU (CA)	56 54
												274	N	Indiana St.	67 59
												281	A	San Diego St.	74 69
												302	A	California Baptist	56 64
LAST 10 Division I															
260	H	UC Irvine	70 62	6	H	UCLA	44 58	264	A	LMU (CA)	56 54	274	N	Indiana St.	67 59
199	H	Hawaii	58 54	53	A	Washington St.	61 71	194	N	SMU	58 68				
281	A	San Diego St.	74 69												
189	A	San Diego	40 59												
140	H	Santa Clara	55 76												

Non-Div I Games: Hope Int'l 77 54

CSUN

■ Loss,
 ■ Non-Conf,
 ■ S Site,
 ■ H Home
 ■ A Away
 N Neutral

Average RPI Loss: 204

Average RPI Win:	265	WON-LOST	WINNING	LAST 10	STRENGTH OF	OPP. STRENGTH	TEAM	ADJ.	CONF.	ADJ CONF.
Average RPI Loss:	204	RECORD	PCT. RANK	GAMES	SCHEDULE	OF SCHEDULE	RPI	RPI	RPI	RPI
DIV. I ONLY	2- 10	317	2-8	254	318	329	329	26	26	
DIV. I NON-CONF.	2- 8	295	2-6	219	321	319	319	26	26	
<hr/>										
TOTALS	RPI 1-25	RPI 26-50	W-L RECORDS	RPI 51-100	RPI 101-150	RPI 150+				
2- 10	0- 0	0- 2	OVERALL	0- 0	0- 2	2- 6				
2- 3	0- 0	0- 1	HOME	0- 0	0- 1	2- 1				
0- 7	0- 0	0- 1	AWAY	0- 0	0- 1	0- 5				
0- 0	0- 0	0- 0	NEUTRAL	0- 0	0- 0	0- 0				
<hr/>										
2- 8	0- 0	0- 2	NON-CONFERENCE	0- 0	0- 2	2- 4				
2- 3	0- 0	0- 1	HOME	0- 0	0- 1	2- 1				
0- 5	0- 0	0- 1	AWAY	0- 0	0- 1	0- 3				
0- 0	0- 0	0- 0	NEUTRAL	0- 0	0- 0	0- 0				
<hr/>										
0- 2	0- 0	0- 0	CONFERENCE	0- 0	0- 0	0- 2				
0- 0	0- 0	0- 0	HOME	0- 0	0- 0	0- 0				
0- 2	0- 0	0- 0	AWAY	0- 0	0- 0	0- 2				
0- 0	0- 0	0- 0	NEUTRAL	0- 0	0- 0	0- 0				

RPI 1-25				RPI 26-50				RPI 51-100				RPI 101+				Team's RPI: 329	
RPI	S	Opponent	Score	RPI	S	Opponent	Score	RPI	S	Opponent	Score	RPI	S	Opponent	Score		
				37	A	Arizona St.	41 66					114	H	Fresno St.	52 79		
				44	H	Old Dominion	55 61					128	A	Saint Mary's (CA)	67 84		
												187	H	Lamar University	57 56		
												230	A	Pepperdine	53 63		
												273	A	Long Beach St.	69 72		
												285	A	UC Santa Barbara	50 52		
												295	A	Denver	66 96		
												301	A	Nevada	40 71		
												336	H	Seattle U	49 72		
												343	H	Sacramento St.	62 43		
LAST 10 Division I																	
				285	A	UC Santa Barbara	50 52					187	H	Lamar University	57 56		
				273	A	Long Beach St.	69 72					44	H	Old Dominion	55 61		
				301	A	Nevada	40 71					37	A	Arizona St.	41 66		
				336	H	Seattle U	49 72					343	H	Sacramento St.	62 43		
				128	A	Saint Mary's (CA)	67 84					295	A	Denver	66 96		

Non-Div I Games:	Holy Names	100	35
------------------	------------	-----	----

Cal Poly

■ Loss, ■ Non-Conf, S Site, H Home A Away N Neutral

Average RPI Win:	268	WON-LOST	WINNING	LAST 10	STRENGTH OF	OPP. STRENGTH	TEAM	ADJ.	CONF.	ADJ CONF.
Average RPI Loss:	210	RECORD	PCT. RANK	GAMES	SCHEDULE	OF SCHEDULE	RPI	RPI	RPI	RPI
DIV. I ONLY	10- 5	78	7-3	322	288	196	196	26	26	
DIV. I NON-CONF.	8- 5	117	5-3	315	291	213	213	26	26	
TOTALS	RPI 1-25	RPI 26-50	W-L RECORDS	RPI 51-100	RPI 101-150	RPI 150+				
10- 5	0- 0	0- 0	OVERALL	0- 0	0- 1	10- 4				
5- 2	0- 0	0- 0	HOME	0- 0	0- 0	5- 2				
5- 3	0- 0	0- 0	AWAY	0- 0	0- 1	5- 2				
0- 0	0- 0	0- 0	NEUTRAL	0- 0	0- 0	0- 0				
8- 5	0- 0	0- 0	NON-CONFERENCE	0- 0	0- 1	8- 4				
4- 2	0- 0	0- 0	HOME	0- 0	0- 0	4- 2				
4- 3	0- 0	0- 0	AWAY	0- 0	0- 1	4- 2				
0- 0	0- 0	0- 0	NEUTRAL	0- 0	0- 0	0- 0				
2- 0	0- 0	0- 0	CONFERENCE	0- 0	0- 0	2- 0				
1- 0	0- 0	0- 0	HOME	0- 0	0- 0	1- 0				
1- 0	0- 0	0- 0	AWAY	0- 0	0- 0	1- 0				
0- 0	0- 0	0- 0	NEUTRAL	0- 0	0- 0	0- 0				

RPI 1-25			RPI 26-50			RPI 51-100			RPI 101+ Team's RPI: 196		
RPI	S	Opponent	Score	RPI	S	Opponent	Score	RPI	S	Opponent	Score
								145	A	Southern Utah	63 79
								159	H	Montana	69 71
								189	A	San Diego	72 67
								201	A	UNLV	64 58
								220	A	San Francisco	63 71
								223	A	Grand Canyon	80 70
								244	H	Delaware	55 72
								264	A	LMU (CA)	79 74
								273	H	Long Beach St.	69 65
								281	A	San Diego St.	45 55
								285	A	UC Santa Barbara	70 68
								292	H	Utah St.	83 62
								302	H	California Baptist	97 93
								312	H	Air Force	79 70
								336	H	Seattle U	81 63
LAST 10 Division I											
273	H	Long Beach St.	69 65	189	A	San Diego	72 67				
285	A	UC Santa Barbara	70 68	220	A	San Francisco	63 71				
336	H	Seattle U	81 63	159	H	Montana	69 71				
312	H	Air Force	79 70	244	H	Delaware	55 72				
302	H	California Baptist	97 93	223	A	Grand Canyon	80 70				

Non-Div I Games:

Cal St. Fullerton

■ Loss,
 ■ Non-Conf,
 ■ S Site,
 ■ H Home
 ■ A Away
 N Neutral

California

Through Games Of Jan. 12, 2020

Average RPI Win:	212	WON-LOST	WINNING	LAST 10	STRENGTH OF	OPP. STRENGTH	TEAM	ADJ.	CONF.	ADJ CONF.
Average RPI Loss:	45	RECORD	PCT. RANK	GAMES	SCHEDULE	OF SCHEDULE	RPI	RPI	RPI	RPI
DIV. I ONLY	8- 7	156	5-5	27	78	97	97	1	1	
DIV. I NON-CONF.	8- 3	68	5-1	78	181	67	67	1	1	
TOTALS	RPI 1-25	RPI 26-50	W-L RECORDS	RPI 51-100	RPI 101-150	RPI 150+				
8- 7	0- 4	1- 0	OVERALL	0- 2	1- 1	6- 0				
7- 4	0- 2	1- 0	HOME	0- 2	1- 0	5- 0				
1- 3	0- 2	0- 0	AWAY	0- 0	0- 1	1- 0				
0- 0	0- 0	0- 0	NEUTRAL	0- 0	0- 0	0- 0				
8- 3	0- 2	1- 0	NON-CONFERENCE	0- 0	1- 1	6- 0				
7- 1	0- 1	1- 0	HOME	0- 0	1- 0	5- 0				
1- 2	0- 1	0- 0	AWAY	0- 0	0- 1	1- 0				
0- 0	0- 0	0- 0	NEUTRAL	0- 0	0- 0	0- 0				
0- 4	0- 2	0- 0	CONFERENCE	0- 2	0- 0	0- 0				
0- 3	0- 1	0- 0	HOME	0- 2	0- 0	0- 0				
0- 1	0- 1	0- 0	AWAY	0- 0	0- 0	0- 0				
0- 0	0- 0	0- 0	NEUTRAL	0- 0	0- 0	0- 0				

RPI	S	Opponent	Score	RPI	S	Opponent	Score	RPI	S	Opponent	Score	RPI	S	Opponent	Score
4	A	UConn	61 72	46	H	Arkansas	84 80	53	H	Washington St.	75 96	140	H	Santa Clara	69 65
8	A	Stanford	40 73					81	H	Washington	64 67	142	A	Harvard	53 56
8	H	Stanford	65 79									183	H	Boston U.	73 62
18	H	Kentucky	61 63									223	H	Grand Canyon	72 53
												235	H	UC Riverside	84 61
												273	H	Long Beach St.	68 45
												281	A	San Diego St.	74 48
												315	H	N.C. Central	90 69
LAST 10 Division I															
8	H	Stanford	65 79	18	H	Kentucky	61 63	140	H	Santa Clara	69 65				
8	A	Stanford	40 73					183	H	Boston U.	73 62				
53	H	Washington St.	75 96					273	H	Long Beach St.	68 45				
81	H	Washington	64 67					315	H	N.C. Central	90 69				
223	H	Grand Canyon	72 53												

Non-Div I Games:

California

Loss, Non-Conf, S Site, H Home A Away N Neutral

Average RPI Win:	269	WON-LOST	WINNING	LAST 10	STRENGTH OF	OPP. STRENGTH	TEAM	ADJ.	CONF.	ADJ CONF.
Average RPI Loss:	198	RECORD	PCT. RANK	GAMES	SCHEDULE	OF SCHEDULE	RPI	RPI	RPI	RPI
DIV. I ONLY	6- 10	237	1-9	295	273	302	302	32	32	
DIV. I NON-CONF.	6- 6	163	1-5	251	292	244	244	32	32	
TOTALS	RPI 1-25	RPI 26-50	W-L RECORDS	RPI 51-100	RPI 101-150	RPI 150+				
6- 10	0- 1	0- 0	OVERALL	0- 1	0- 1	6- 7				
5- 3	0- 0	0- 0	HOME	0- 1	0- 0	5- 2				
1- 4	0- 0	0- 0	AWAY	0- 0	0- 0	1- 4				
0- 3	0- 1	0- 0	NEUTRAL	0- 0	0- 1	0- 1				
6- 6	0- 1	0- 0	NON-CONFERENCE	0- 0	0- 1	6- 4				
5- 1	0- 0	0- 0	HOME	0- 0	0- 0	5- 1				
1- 2	0- 0	0- 0	AWAY	0- 0	0- 0	1- 2				
0- 3	0- 1	0- 0	NEUTRAL	0- 0	0- 1	0- 1				
0- 4	0- 0	0- 0	CONFERENCE	0- 1	0- 0	0- 3				
0- 2	0- 0	0- 0	HOME	0- 1	0- 0	0- 1				
0- 2	0- 0	0- 0	AWAY	0- 0	0- 0	0- 2				
0- 0	0- 0	0- 0	NEUTRAL	0- 0	0- 0	0- 0				

RPI 1-25				RPI 26-50				RPI 51-100				RPI 101+ Team's RPI: 302			
RPI	S	Opponent	Score	RPI	S	Opponent	Score	RPI	S	Opponent	Score	RPI	S	Opponent	Score
8	N	Stanford	78 83					73	H	CSU Bakersfield	61 66	135	N	Houston	75 96
												196	A	Cal St. Fullerton	93 97
												200	N	Bowling Green	60 98
												223	H	Grand Canyon	58 62
												235	A	UC Riverside	64 80
												238	H	Northern Ariz.	98 79
												252	H	CSUN	64 56
												273	H	Long Beach St.	79 70
												275	H	Alabama A&M	60 55
												281	H	San Diego St.	68 80
												285	H	UC Santa Barbara	85 81
												291	A	Idaho St.	74 68
												304	A	New Mexico St.	56 57
												325	A	UTRGV	68 87
LAST 10 Division I															
223	H	Grand Canyon	58 62	291	A	Idaho St.	74 68								
73	H	CSU Bakersfield	61 66	196	A	Cal St. Fullerton	93 97								
325	A	UTRGV	68 87	235	A	UC Riverside	64 80								
304	A	New Mexico St.	56 57	200	N	Bowling Green	60 98								
281	H	San Diego St.	68 80	135	N	Houston	75 96								

Non-Div I Games: Ottawa (AZ) 103 75 LIFE Pacific 93 48

Average RPI Win:	240	WON-LOST	WINNING	LAST 10	STRENGTH OF	OPP. STRENGTH	TEAM	ADJ.	CONF.	ADJ CONF.
Average RPI Loss:	186	RECORD	PCT. RANK	GAMES	SCHEDULE	OF SCHEDULE	RPI	RPI	RPI	RPI
DIV. I ONLY	8- 5	112	7-3	222	338	131	131	27	27	
DIV. I NON-CONF.	3- 4	201	2-2	281	273	228	228	27	27	
TOTALS	RPI 1-25	RPI 26-50	W-L RECORDS	RPI 51-100	RPI 101-150	RPI 150+				
8- 5	0- 0	0- 1	OVERALL	0- 1	1- 0	7- 3				
5- 0	0- 0	0- 0	HOME	0- 0	1- 0	4- 0				
3- 5	0- 0	0- 1	AWAY	0- 1	0- 0	3- 3				
0- 0	0- 0	0- 0	NEUTRAL	0- 0	0- 0	0- 0				
3- 4	0- 0	0- 1	NON-CONFERENCE	0- 1	1- 0	2- 2				
2- 0	0- 0	0- 0	HOME	0- 0	1- 0	1- 0				
1- 4	0- 0	0- 1	AWAY	0- 1	0- 0	1- 2				
0- 0	0- 0	0- 0	NEUTRAL	0- 0	0- 0	0- 0				
5- 1	0- 0	0- 0	CONFERENCE	0- 0	0- 0	5- 1				
3- 0	0- 0	0- 0	HOME	0- 0	0- 0	3- 0				
2- 1	0- 0	0- 0	AWAY	0- 0	0- 0	2- 1				
0- 0	0- 0	0- 0	NEUTRAL	0- 0	0- 0	0- 0				

RPI S	Opponent	Score	RPI S	Opponent	Score	RPI S	Opponent	Score	RPI S	Opponent	Score	Team's RPI: 131
44	A Old Dominion	44 59	58	A Wake Forest	46 74	104	H UNC Greensboro	72 64	167	A Hampton	68 31	
						191	A UNC Asheville	52 60	210	H Gardner-Webb	48 44	
						239	A Longwood	70 55	257	H Kennesaw St.	63 51	
						269	H High Point	73 36	315	A N.C. Central	64 67	
						323	A Hofstra	55 58	333	A Western Caro.	61 40	
						337	H USC Upstate	50 38				
LAST 10 Division I												
167	A Hampton	68 31	269	H High Point	73 36							
210	H Gardner-Webb	48 44	323	A Hofstra	55 58							
239	A Longwood	70 55	58	A Wake Forest	46 74							
191	A UNC Asheville	52 60	104	H UNC Greensboro	72 64							
337	H USC Upstate	50 38	257	H Kennesaw St.	63 51							

Non-Div I Games: St. Andrews 122 56 Bluefield Col. 65 41

Campbell

Average RPI Win:	272	WON-LOST	WINNING	LAST 10	STRENGTH OF	OPP. STRENGTH	TEAM	ADJ.	CONF.	ADJ CONF.
Average RPI Loss:	204	RECORD	PCT. RANK	GAMES	SCHEDULE	OF SCHEDULE	RPI	RPI	RPI	RPI
DIV. I ONLY	2- 11	323	1-9	297	272	332	332	24	24	
DIV. I NON-CONF.	1- 8	322	0-6	298	269	342	342	24	24	
TOTALS	RPI 1-25	RPI 26-50	W-L RECORDS	RPI 51-100	RPI 101-150	RPI 150+				
2- 11	0- 0	0- 0	OVERALL	0- 2	0- 1	2- 8				
1- 4	0- 0	0- 0	HOME	0- 1	0- 1	1- 2				
1- 6	0- 0	0- 0	AWAY	0- 1	0- 0	1- 5				
0- 1	0- 0	0- 0	NEUTRAL	0- 0	0- 0	0- 1				
1- 8	0- 0	0- 0	NON-CONFERENCE	0- 1	0- 1	1- 6				
1- 2	0- 0	0- 0	HOME	0- 0	0- 1	1- 1				
0- 5	0- 0	0- 0	AWAY	0- 1	0- 0	0- 4				
0- 1	0- 0	0- 0	NEUTRAL	0- 0	0- 0	0- 1				
1- 3	0- 0	0- 0	CONFERENCE	0- 1	0- 0	1- 2				
0- 2	0- 0	0- 0	HOME	0- 1	0- 0	0- 1				
1- 1	0- 0	0- 0	AWAY	0- 0	0- 0	1- 1				
0- 0	0- 0	0- 0	NEUTRAL	0- 0	0- 0	0- 0				

RPI 1-25				RPI 26-50				RPI 51-100				RPI 101+ Team's RPI: 332			
RPI	S	Opponent	Score	RPI	S	Opponent	Score	RPI	S	Opponent	Score	RPI	S	Opponent	Score
								69	H	Marist	59 90	107	H	Colgate	69 90
								79	A	Buffalo	55 71	175	A	Toledo	65 83
												179	A	Youngstown St.	59 87
												224	A	Stetson	52 68
												234	A	Manhattan	50 68
												265	H	St. Bonaventure	84 82
												271	N	Appalachian St.	57 74
												279	A	Monmouth	71 62
												282	A	Vermont	53 76
												309	H	Siena	63 68
												314	H	Albany (NY)	53 70
LAST 10 Division I															
				309	H	Siena	63 68					271	N	Appalachian St.	57 74
				69	H	Marist	59 90					224	A	Stetson	52 68
				279	A	Monmouth	71 62					282	A	Vermont	53 76
				234	A	Manhattan	50 68					314	H	Albany (NY)	53 70
				175	A	Toledo	65 83					107	H	Colgate	69 90

Non-Div I Games:

Canisius

Central Ark.

Through Games Of Jan. 12, 2020

Average RPI Win:	285	WON-LOST	WINNING	LAST 10	STRENGTH OF	OPP. STRENGTH	TEAM	ADJ.	CONF.	ADJ CONF.
Average RPI Loss:	138	RECORD	PCT. RANK	GAMES	SCHEDULE	OF SCHEDULE	RPI	RPI	RPI	RPI
DIV. I ONLY	4- 8	251	4-6	239	237	251	251	25	25	
DIV. I NON-CONF.	1- 5	313	1-3	77	125	255	255	22	22	
TOTALS	RPI 1-25	RPI 26-50	W-L RECORDS	RPI 51-100	RPI 101-150	RPI 150+				
4- 8	0- 1	0- 0	OVERALL	0- 1	0- 2	4- 4				
2- 2	0- 0	0- 0	HOME	0- 0	0- 2	2- 0				
2- 6	0- 1	0- 0	AWAY	0- 1	0- 0	2- 4				
0- 0	0- 0	0- 0	NEUTRAL	0- 0	0- 0	0- 0				
1- 5	0- 1	0- 0	NON-CONFERENCE	0- 1	0- 0	1- 3				
1- 0	0- 0	0- 0	HOME	0- 0	0- 0	1- 0				
0- 5	0- 1	0- 0	AWAY	0- 1	0- 0	0- 3				
0- 0	0- 0	0- 0	NEUTRAL	0- 0	0- 0	0- 0				
3- 3	0- 0	0- 0	CONFERENCE	0- 0	0- 2	3- 1				
1- 2	0- 0	0- 0	HOME	0- 0	0- 2	1- 0				
2- 1	0- 0	0- 0	AWAY	0- 0	0- 0	2- 1				
0- 0	0- 0	0- 0	NEUTRAL	0- 0	0- 0	0- 0				

RPI 1-25				RPI 26-50				RPI 51-100				RPI 101+ Team's RPI: 251			
RPI	S	Opponent	Score	RPI	S	Opponent	Score	RPI	S	Opponent	Score	RPI	S	Opponent	Score
19	A	Texas A&M	46 76					82	A	Tennessee	36 63	102	H	New Orleans	37 49
												143	H	Sam Houston St.	54 72
												152	A	Tulane	38 65
												185	H	Jackson St.	57 54
												193	A	A&M-Corpus Christi	47 67
												195	A	Little Rock	48 63
												216	A	Northern Ky.	56 72
												306	H	Houston Baptist	63 39
												308	A	McNeese	70 57
												341	A	Incarnate Word	47 37
LAST 10 Division I															
143	H	Sam Houston St.	54 72	341	A	Incarnate Word	47 37	19	A	Texas A&M	46 76				
102	H	New Orleans	37 49					185	H	Jackson St.	57 54				
308	A	McNeese	70 57	216	A	Northern Ky.	56 72	152	A	Tulane	38 65				
306	H	Houston Baptist	63 39												
193	A	A&M-Corpus Christi	47 67												

Non-Div I Games: Hendrix 104 28 Central Baptist 66 43 Crowley's Ridge 82 26

Central Ark.

Loss, Non-Conf, S Site, H Home A Away N Neutral

Average RPI Win:	342	WON-LOST	WINNING	LAST 10	STRENGTH OF	OPP. STRENGTH	TEAM	ADJ.	CONF.	ADJ CONF.
Average RPI Loss:	191	RECORD	PCT. RANK	GAMES	SCHEDULE	OF SCHEDULE	RPI	RPI	RPI	RPI
DIV. I ONLY	1- 14	342	1-9	273	285	338	338	30	30	
DIV. I NON-CONF.	1- 10	329	1-5	261	300	328	328	30	30	
TOTALS	RPI 1-25	RPI 26-50	W-L RECORDS	RPI 51-100	RPI 101-150	RPI 150+				
1- 14	0- 0	0- 1	OVERALL	0- 2	0- 1	1- 10				
0- 6	0- 0	0- 0	HOME	0- 0	0- 0	0- 6				
1- 8	0- 0	0- 1	AWAY	0- 2	0- 1	1- 4				
0- 0	0- 0	0- 0	NEUTRAL	0- 0	0- 0	0- 0				
1- 10	0- 0	0- 1	NON-CONFERENCE	0- 2	0- 1	1- 6				
0- 3	0- 0	0- 0	HOME	0- 0	0- 0	0- 3				
1- 7	0- 0	0- 1	AWAY	0- 2	0- 1	1- 3				
0- 0	0- 0	0- 0	NEUTRAL	0- 0	0- 0	0- 0				
0- 4	0- 0	0- 0	CONFERENCE	0- 0	0- 0	0- 4				
0- 3	0- 0	0- 0	HOME	0- 0	0- 0	0- 3				
0- 1	0- 0	0- 0	AWAY	0- 0	0- 0	0- 1				
0- 0	0- 0	0- 0	NEUTRAL	0- 0	0- 0	0- 0				

RPI 1-25				RPI 26-50				RPI 51-100				RPI 101+				Team's RPI: 338	
RPI	S	Opponent	Score	RPI	S	Opponent	Score	RPI	S	Opponent	Score	RPI	S	Opponent	Score		
				36	A	FGCU	60 94	78	A	Lehigh	51 70	111	A	Duquesne	33 72		
								79	A	Buffalo	56 61	161	H	Robert Morris	56 86		
												182	H	Merrimack	56 65		
												184	A	Fla. Atlantic	54 72		
												222	H	Saint Francis (PA)	52 64		
												228	H	UMass Lowell	54 56		
												241	A	Sacred Heart	58 66		
												246	H	Brown	73 83		
												293	A	Pittsburgh	73 81		
												305	A	New Hampshire	59 70		
												314	H	Albany (NY)	63 73		
												342	A	Hartford	61 54		
LAST 10 Division I																	
				182	H	Merrimack	56 65	36	A	FGCU	60 94						
				241	A	Sacred Heart	58 66	184	A	Fla. Atlantic	54 72						
				222	H	Saint Francis (PA)	52 64	305	A	New Hampshire	59 70						
				161	H	Robert Morris	56 86	228	H	UMass Lowell	54 56						
				342	A	Hartford	61 54	314	H	Albany (NY)	63 73						

Non-Div I Games:

Central Conn. St.

■ Loss,
 ■ Non-Conf,
 ■ S Site,
 ■ H Home
 ■ A Away
 N Neutral

Average RPI Win:	146	WON-LOST	WINNING	LAST 10	STRENGTH OF	OPP. STRENGTH	TEAM	ADJ.	CONF.	ADJ CONF.
Average RPI Loss:	69	RECORD	PCT. RANK	GAMES	SCHEDULE	OF SCHEDULE	RPI	RPI	RPI	RPI
DIV. I ONLY	10- 4	62	9-1	24	146	28	28	10	10	
DIV. I NON-CONF.	7- 4	100	6-1	27	136	39	39	10	10	
TOTALS	RPI 1-25	RPI 26-50	W-L RECORDS	RPI 51-100	RPI 101-150	RPI 150+				
10- 4	0- 1	0- 1	OVERALL	3- 1	1- 0	6- 1				
5- 1	0- 0	0- 0	HOME	1- 0	1- 0	3- 1				
5- 3	0- 1	0- 1	AWAY	2- 1	0- 0	3- 0				
0- 0	0- 0	0- 0	NEUTRAL	0- 0	0- 0	0- 0				
7- 4	0- 1	0- 1	NON-CONFERENCE	2- 1	1- 0	4- 1				
4- 1	0- 0	0- 0	HOME	1- 0	1- 0	2- 1				
3- 3	0- 1	0- 1	AWAY	1- 1	0- 0	2- 0				
0- 0	0- 0	0- 0	NEUTRAL	0- 0	0- 0	0- 0				
3- 0	0- 0	0- 0	CONFERENCE	1- 0	0- 0	2- 0				
1- 0	0- 0	0- 0	HOME	0- 0	0- 0	1- 0				
2- 0	0- 0	0- 0	AWAY	1- 0	0- 0	1- 0				
0- 0	0- 0	0- 0	NEUTRAL	0- 0	0- 0	0- 0				

RPI 1-25				RPI 26-50				Team's RPI: 28				RPI 51-100				RPI 101+			
RPI	S	Opponent	Score	RPI	S	Opponent	Score	RPI	S	Opponent	Score	RPI	S	Opponent	Score	RPI	S	Opponent	Score
3	A	Louisville	63 76	47	A	Western Ky.	58 93	63	A	UCF	58 64	113	H	Dayton	81 80				
								69	H	Marist	77 54	156	H	Iona	70 50				
								85	A	Ohio	73 71	160	H	Miami (OH)	76 70				
								90	A	South Dakota St.	79 74	162	H	Green Bay	105 111				
												166	A	Akron	77 72				
												176	A	Bethune-Cookman	92 67				
												177	H	Northeastern	79 63				
												267	A	Oakland	65 47				
LAST 10 Division I																			
160	H	Miami (OH)	76 70	267	A	Oakland	65 47												
85	A	Ohio	73 71	90	A	South Dakota St.	79 74												
166	A	Akron	77 72	156	H	Iona	70 50												
63	A	UCF	58 64	69	H	Marist	77 54												
176	A	Bethune-Cookman	92 67	177	H	Northeastern	79 63												

Non-Div I Games:

Central Mich.

Charleston So.

Through Games Of Jan. 12, 2020

Average RPI Win:	0	WON-LOST	WINNING	LAST 10	STRENGTH OF	OPP. STRENGTH	TEAM	ADJ.	CONF.	ADJ CONF.
Average RPI Loss:	223	RECORD	PCT. RANK	GAMES	SCHEDULE	OF SCHEDULE	RPI	RPI	RPI	RPI
DIV. I ONLY	0- 12	345	0-10	276	346	347	347	27	27	
DIV. I NON-CONF.	0- 7	338	0-5	186	341	339	339	27	27	
TOTALS	RPI 1-25	RPI 26-50	W-L RECORDS	RPI 51-100	RPI 101-150	RPI 150+				
0- 12	0- 1	0- 0	OVERALL	0- 1	0- 0	0- 10				
0- 6	0- 0	0- 0	HOME	0- 0	0- 0	0- 6				
0- 6	0- 1	0- 0	AWAY	0- 1	0- 0	0- 4				
0- 0	0- 0	0- 0	NEUTRAL	0- 0	0- 0	0- 0				
0- 7	0- 1	0- 0	NON-CONFERENCE	0- 1	0- 0	0- 5				
0- 4	0- 0	0- 0	HOME	0- 0	0- 0	0- 4				
0- 3	0- 1	0- 0	AWAY	0- 1	0- 0	0- 1				
0- 0	0- 0	0- 0	NEUTRAL	0- 0	0- 0	0- 0				
0- 5	0- 0	0- 0	CONFERENCE	0- 0	0- 0	0- 5				
0- 2	0- 0	0- 0	HOME	0- 0	0- 0	0- 2				
0- 3	0- 0	0- 0	AWAY	0- 0	0- 0	0- 3				
0- 0	0- 0	0- 0	NEUTRAL	0- 0	0- 0	0- 0				

RPI S	Opponent	Score	RPI S	Opponent	Score	RPI S	Opponent	Score	RPI S	Opponent	Score	Team's RPI: 347
17	A Florida St.	36 88				68	A North Carolina	54 85	168	H North Dakota	57 73	
									176	H Bethune-Cookman	41 81	
									210	H Gardner-Webb	52 79	
									227	H Col. of Charleston	70 79	
									239	A Longwood	64 84	
									269	H High Point	70 84	
									289	A Radford	35 72	
									333	A Western Caro.	64 69	
									337	A USC Upstate	53 70	
									346	H South Carolina St.	75 81	
LAST 10 Division I												
269	H High Point	70 84	227	H Col. of Charleston	70 79							
239	A Longwood	64 84	333	A Western Caro.	64 69							
289	A Radford	35 72	168	H North Dakota	57 73							
210	H Gardner-Webb	52 79	176	H Bethune-Cookman	41 81							
337	A USC Upstate	53 70	68	A North Carolina	54 85							

Non-Div I Games: Columbia (SC) 76 59 Virginia-Lynchburg 92 55

Charleston So.

Loss, Non-Conf, S Site, H Home A Away N Neutral

<div> <div> <div>Average RPI Win: 171</div> <div>Average RPI Loss: 60</div> </div> <div> <div>WON-LOST</div> <div>RECORD</div> </div> <div> <div>WINNING</div> <div>PCT. RANK</div> </div> <div> <div>LAST 10</div> <div>GAMES</div> </div> </div>				STRENGTH OF SCHEDULE	OPP. STRENGTH OF SCHEDULE	TEAM RPI	ADJ. RPI	CONF. RPI	ADJ CONF. RPI
DIV. I ONLY				115	71	50	50	13	13
DIV. I NON-CONF.				171	69	56	56	15	15
TOTALS		RPI 1-25	RPI 26-50	W-L RECORDS	RPI 51-100	RPI 101-150	RPI 150+		
10- 4	0- 1		0- 2	OVERALL	3- 0	1- 1	6- 0		
4- 1	0- 0		0- 0	HOME	0- 0	1- 1	3- 0		
4- 3	0- 1		0- 2	AWAY	2- 0	0- 0	2- 0		
2- 0	0- 0		0- 0	NEUTRAL	1- 0	0- 0	1- 0		
9- 2	0- 1		0- 0	NON-CONFERENCE	3- 0	1- 1	5- 0		
4- 1	0- 0		0- 0	HOME	0- 0	1- 1	3- 0		
3- 1	0- 1		0- 0	AWAY	2- 0	0- 0	1- 0		
2- 0	0- 0		0- 0	NEUTRAL	1- 0	0- 0	1- 0		
1- 2	0- 0		0- 2	CONFERENCE	0- 0	0- 0	1- 0		
0- 0	0- 0		0- 0	HOME	0- 0	0- 0	0- 0		
1- 2	0- 0		0- 2	AWAY	0- 0	0- 0	1- 0		
0- 0	0- 0		0- 0	NEUTRAL	0- 0	0- 0	0- 0		

RPI 1-25				Team's RPI: 50		RPI 51-100				RPI 101+					
RPI	S	Opponent	Score	RPI	S	Opponent	Score	RPI	S	Opponent	Score	RPI	S	Opponent	Score
18	A	Kentucky	39 86	44	A	Old Dominion	51 54	58	A	Wake Forest	77 65	126	H	Richmond	78 59
				48	A	Middle Tenn.	59 83	98	A	Davidson	75 64	130	H	Fordham	51 76
								100	N	Boston College	84 68	152	N	Tulane	60 56
												165	A	UAB	83 75
												210	H	Gardner-Webb	74 49
												244	H	Delaware	61 57
												256	A	East Carolina	59 47
												300	H	UMES	64 44
LAST 10 Division I															
				44	A	Old Dominion	51 54	244	H	Delaware	61 57				
				48	A	Middle Tenn.	59 83	18	A	Kentucky	39 86				
				165	A	UAB	83 75	152	N	Tulane	60 56				
				300	H	UMES	64 44	100	N	Boston College	84 68				
				98	A	Davidson	75 64	130	H	Fordham	51 76				

Non-Div I Games:

Charlotte

Loss, Non-Conf, S Site, H Home A Away N Neutral

Chattanooga

Through Games Of Jan. 12, 2020

Average RPI Win:	213	WON-LOST	WINNING	LAST 10	STRENGTH OF	OPP. STRENGTH	TEAM	ADJ.	CONF.	ADJ CONF.
Average RPI Loss:	103	RECORD	PCT. RANK	GAMES	SCHEDULE	OF SCHEDULE	RPI	RPI	RPI	RPI
DIV. I ONLY	2- 14	330	1-9	42	107	221	221	22	22	
DIV. I NON-CONF.	1- 13	337	0-8	22	94	225	225	20	20	
TOTALS	RPI 1-25	RPI 26-50	W-L RECORDS	RPI 51-100	RPI 101-150	RPI 150+				
2- 14	0- 2	0- 1	OVERALL	1- 5	0- 3	1- 3				
0- 6	0- 0	0- 1	HOME	0- 2	0- 1	0- 2				
2- 8	0- 2	0- 0	AWAY	1- 3	0- 2	1- 1				
0- 0	0- 0	0- 0	NEUTRAL	0- 0	0- 0	0- 0				
1- 13	0- 2	0- 1	NON-CONFERENCE	1- 5	0- 2	0- 3				
0- 6	0- 0	0- 1	HOME	0- 2	0- 1	0- 2				
1- 7	0- 2	0- 0	AWAY	1- 3	0- 1	0- 1				
0- 0	0- 0	0- 0	NEUTRAL	0- 0	0- 0	0- 0				
1- 1	0- 0	0- 0	CONFERENCE	0- 0	0- 1	1- 0				
0- 0	0- 0	0- 0	HOME	0- 0	0- 0	0- 0				
1- 1	0- 0	0- 0	AWAY	0- 0	0- 1	1- 0				
0- 0	0- 0	0- 0	NEUTRAL	0- 0	0- 0	0- 0				

RPI	S	Opponent	Score	RPI	S	Opponent	Score	RPI	S	Opponent	Score	RPI	S	Opponent	Score	Team's RPI: 221
3	A	Louisville	37 86	27	H	Purdue	34 66	71	H	Troy	51 90	104	A	UNC Greensboro	41 49	
21	A	NC State	38 74					76	A	UT Martin	51 78	118	A	Cincinnati	53 72	
								85	H	Ohio	58 70	141	H	Austin Peay	49 50	
								89	A	Belmont	50 63	167	H	Hampton	55 84	
								90	A	South Dakota St.	56 71	181	H	Northern Colo.	42 59	
								93	A	Liberty	71 54	263	A	Eastern Ky.	65 71	
												333	A	Western Caro.	59 52	
LAST 10 Division I																
104	A	UNC Greensboro	41 49	90	A	South Dakota St.	56 71	76	A	UT Martin	51 78					
333	A	Western Caro.	59 52					263	A	Eastern Ky.	65 71					
85	H	Ohio	58 70					181	H	Northern Colo.	42 59					
21	A	NC State	38 74					141	H	Austin Peay	49 50					
71	H	Troy	51 90													

Non-Div I Games:

Chattanooga

Loss, Non-Conf, S Site, H Home A Away N Neutral

Average RPI Win:	0	WON-LOST	WINNING	LAST 10	STRENGTH OF	OPP. STRENGTH	TEAM	ADJ.	CONF.	ADJ CONF.
Average RPI Loss:	231	RECORD	PCT. RANK	GAMES	SCHEDULE	OF SCHEDULE	RPI	RPI	RPI	RPI
DIV. I ONLY	0- 17	345	0-10	306	334	348	348	32	32	
DIV. I NON-CONF.	0- 13	338	0-6	242	305	341	341	32	32	
TOTALS	RPI 1-25	RPI 26-50	W-L RECORDS	RPI 51-100	RPI 101-150	RPI 150+				
0- 17	0- 0	0- 1	OVERALL	0- 0	0- 4	0- 12				
0- 8	0- 0	0- 1	HOME	0- 0	0- 1	0- 6				
0- 8	0- 0	0- 0	AWAY	0- 0	0- 3	0- 5				
0- 1	0- 0	0- 0	NEUTRAL	0- 0	0- 0	0- 1				
0- 13	0- 0	0- 1	NON-CONFERENCE	0- 0	0- 4	0- 8				
0- 6	0- 0	0- 1	HOME	0- 0	0- 1	0- 4				
0- 6	0- 0	0- 0	AWAY	0- 0	0- 3	0- 3				
0- 1	0- 0	0- 0	NEUTRAL	0- 0	0- 0	0- 1				
0- 4	0- 0	0- 0	CONFERENCE	0- 0	0- 0	0- 4				
0- 2	0- 0	0- 0	HOME	0- 0	0- 0	0- 2				
0- 2	0- 0	0- 0	AWAY	0- 0	0- 0	0- 2				
0- 0	0- 0	0- 0	NEUTRAL	0- 0	0- 0	0- 0				

RPI 1-25			RPI 26-50			RPI 51-100			RPI 101+			Team's RPI: 348
RPI	S	Opponent	Score	RPI	S	Opponent	Score	RPI	S	Opponent	Score	
				49	H	Arizona	50 82					
								110	A	UT Arlington	53 84	
								117	H	Loyola Chicago	53 98	
								127	A	Illinois	66 96	
								144	A	Western Mich.	69 90	
								162	H	Green Bay	46 102	
								173	A	Valparaiso	49 95	
								231	H	Western Ill.	78 88	
								267	H	Oakland	70 98	
								285	N	UC Santa Barbara	65 96	
								301	A	Nevada	60 80	
								304	H	New Mexico St.	60 73	
								325	H	UTRGV	67 87	
								327	A	Evansville	42 76	
								330	H	UIC	61 73	
								336	A	Seattle U	51 80	
								340	A	Utah Valley	58 89	
LAST 10 Division I												
				325	H	UTRGV	67 87	327	A	Evansville	42 76	
				304	H	New Mexico St.	60 73	144	A	Western Mich.	69 90	
				336	A	Seattle U	51 80	231	H	Western Ill.	78 88	
				340	A	Utah Valley	58 89	330	H	UIC	61 73	
				173	A	Valparaiso	49 95	285	N	UC Santa Barbara	65 96	

Non-Div I Games:

Chicago St.

■ Loss,
 ■ Non-Conf,
 ■ S Site,
 ■ H Home
 ■ A Away
 N Neutral

Average RPI Win:	191	WON-LOST	WINNING	LAST 10	STRENGTH OF	OPP. STRENGTH	TEAM	ADJ.	CONF.	ADJ CONF.
Average RPI Loss:	55	RECORD	PCT. RANK	GAMES	SCHEDULE	OF SCHEDULE	RPI	RPI	RPI	RPI
DIV. I ONLY	11- 5	73	8-2	192	45	118	118	9	9	
DIV. I NON-CONF.	9- 4	84	6-1	248	30	148	148	8	8	
TOTALS	RPI 1-25	RPI 26-50	W-L RECORDS	RPI 51-100	RPI 101-150	RPI 150+				
11- 5	0- 1	0- 1	OVERALL	2- 3	2- 0	7- 0				
8- 2	0- 0	0- 1	HOME	2- 1	1- 0	5- 0				
3- 1	0- 0	0- 0	AWAY	0- 1	1- 0	2- 0				
0- 2	0- 1	0- 0	NEUTRAL	0- 1	0- 0	0- 0				
9- 4	0- 1	0- 1	NON-CONFERENCE	1- 2	2- 0	6- 0				
7- 2	0- 0	0- 1	HOME	1- 1	1- 0	5- 0				
2- 0	0- 0	0- 0	AWAY	0- 0	1- 0	1- 0				
0- 2	0- 1	0- 0	NEUTRAL	0- 1	0- 0	0- 0				
2- 1	0- 0	0- 0	CONFERENCE	1- 1	0- 0	1- 0				
1- 0	0- 0	0- 0	HOME	1- 0	0- 0	0- 0				
1- 1	0- 0	0- 0	AWAY	0- 1	0- 0	1- 0				
0- 0	0- 0	0- 0	NEUTRAL	0- 0	0- 0	0- 0				

RPI S	Opponent	Score	RPI S	Opponent	Score	RPI S	Opponent	Score	RPI S	Opponent	Score	Team's RPI: 118
10 N	Iowa	61 69	30 H	Ohio St.	73 78	63 H	UCF	81 64	136 H	Utah	68 62	
						65 N	Bucknell	48 56	137 A	VCU	58 56	
						66 H	Ball St.	63 56	160 H	Miami (OH)	98 68	
						77 A	South Fla.	68 76	180 A	Memphis	73 66	
						91 H	Saint Louis	50 60	221 H	Chattanooga	72 53	
									232 A	Xavier	85 78	
									275 H	Alabama A&M	62 47	
									293 H	Pittsburgh	69 53	
									335 H	Coppin St.	86 40	
LAST 10 Division I												
			63 H	UCF	81 64		275 H	Alabama A&M	62 47			
			180 A	Memphis	73 66		232 A	Xavier	85 78			
			77 A	South Fla.	68 76		160 H	Miami (OH)	98 68			
			335 H	Coppin St.	86 40		137 A	VCU	58 56			
			293 H	Pittsburgh	69 53		65 N	Bucknell	48 56			

Non-Div I Games:

Cincinnati

Average RPI Win:	237	WON-LOST	WINNING	LAST 10	STRENGTH OF	OPP. STRENGTH	TEAM	ADJ.	CONF.	ADJ CONF.
Average RPI Loss:	72	RECORD	PCT. RANK	GAMES	SCHEDULE	OF SCHEDULE	RPI	RPI	RPI	RPI
DIV. I ONLY	5- 11	262	3-7	49	55	171	171	3	3	
DIV. I NON-CONF.	4- 7	225	2-3	142	116	221	221	3	3	
TOTALS	RPI 1-25	RPI 26-50	W-L RECORDS	RPI 51-100	RPI 101-150	RPI 150+				
5- 11	0- 5	0- 1	OVERALL	0- 3	2- 0	3- 2				
2- 6	0- 3	0- 0	HOME	0- 2	1- 0	1- 1				
2- 4	0- 1	0- 1	AWAY	0- 1	1- 0	1- 1				
1- 1	0- 1	0- 0	NEUTRAL	0- 0	0- 0	1- 0				
4- 7	0- 3	0- 0	NON-CONFERENCE	0- 2	1- 0	3- 2				
2- 4	0- 1	0- 0	HOME	0- 2	1- 0	1- 1				
1- 2	0- 1	0- 0	AWAY	0- 0	0- 0	1- 1				
1- 1	0- 1	0- 0	NEUTRAL	0- 0	0- 0	1- 0				
1- 4	0- 2	0- 1	CONFERENCE	0- 1	1- 0	0- 0				
0- 2	0- 2	0- 0	HOME	0- 0	0- 0	0- 0				
1- 2	0- 0	0- 1	AWAY	0- 1	1- 0	0- 0				
0- 0	0- 0	0- 0	NEUTRAL	0- 0	0- 0	0- 0				

RPI	S	Opponent	Score	RPI	S	Opponent	Score	RPI	S	Opponent	Score	RPI	S	Opponent	Score	Team's RPI: 171
2	H	South Carolina	48 84	29	A	Georgia Tech	47 49	58	A	Wake Forest	58 63	124	A	Notre Dame	71 55	
3	H	Louisville	50 75					75	H	Alabama	54 67	125	H	Furman	77 71	
10	A	Iowa	60 74					95	H	N.C. A&T	74 82	205	A	Penn St.	55 68	
17	H	Florida St.	64 81									270	H	Navy	52 65	
24	N	Maryland	44 63									286	H	Alabama St.	76 43	
												319	A	Mercer	65 61	
												331	N	Alcorn	77 46	
LAST 10 Division I																
29	A	Georgia Tech	47 49	319	A	Mercer	65 61									
58	A	Wake Forest	58 63	17	H	Florida St.	64 81									
3	H	Louisville	50 75	10	A	Iowa	60 74									
124	A	Notre Dame	71 55	331	N	Alcorn	77 46									
95	H	N.C. A&T	74 82	24	N	Maryland	44 63									

Non-Div I Games:

Clemson

■ Loss,
 ■ Non-Conf, S Site,
 ■ Home
 ■ Away
 N Neutral

Cleveland St.

Through Games Of Jan. 12, 2020

Average RPI Win:	260	WON-LOST	WINNING	LAST 10	STRENGTH OF	OPP. STRENGTH	TEAM	ADJ.	CONF.	ADJ CONF.
Average RPI Loss:	136	RECORD	PCT. RANK	GAMES	SCHEDULE	OF SCHEDULE	RPI	RPI	RPI	RPI
DIV. I ONLY	11- 3	43	8-2	341	177	157	157	17	17	
DIV. I NON-CONF.	8- 1	28	5-0	349	151	152	152	18	18	
TOTALS	RPI 1-25	RPI 26-50	W-L RECORDS	RPI 51-100	RPI 101-150	RPI 150+				
11- 3	0- 0	0- 0	OVERALL	0- 1	0- 1	11- 1				
3- 1	0- 0	0- 0	HOME	0- 1	0- 0	3- 0				
8- 2	0- 0	0- 0	AWAY	0- 0	0- 1	8- 1				
0- 0	0- 0	0- 0	NEUTRAL	0- 0	0- 0	0- 0				
8- 1	0- 0	0- 0	NON-CONFERENCE	0- 0	0- 0	8- 1				
1- 0	0- 0	0- 0	HOME	0- 0	0- 0	1- 0				
7- 1	0- 0	0- 0	AWAY	0- 0	0- 0	7- 1				
0- 0	0- 0	0- 0	NEUTRAL	0- 0	0- 0	0- 0				
3- 2	0- 0	0- 0	CONFERENCE	0- 1	0- 1	3- 0				
2- 1	0- 0	0- 0	HOME	0- 1	0- 0	2- 0				
1- 1	0- 0	0- 0	AWAY	0- 0	0- 1	1- 0				
0- 0	0- 0	0- 0	NEUTRAL	0- 0	0- 0	0- 0				

RPI S	Opponent	Score	RPI S	Opponent	Score	RPI S	Opponent	Score	RPI S	Opponent	Score	Team's RPI: 157
						61	H IUPUI	53 78	148	A Wright St.	62 78	
									166	H Akron	66 62	
									179	H Youngstown St.	60 52	
									200	A Bowling Green	62 89	
									211	A ETSU	62 54	
									216	A Northern Ky.	73 68	
									243	A Delaware St.	57 49	
									247	A Omaha	79 66	
									265	A St. Bonaventure	65 62	
									323	A Hofstra	61 51	
									330	H UIC	84 44	
									333	A Western Caro.	68 61	
									345	A LIU Brooklyn	79 49	
LAST 10 Division I												
179	H	Youngstown St.	60	52	247	A	Omaha	79	66			
216	A	Northern Ky.	73	68	211	A	ETSU	62	54			
148	A	Wright St.	62	78	333	A	Western Caro.	68	61			
61	H	IUPUI	53	78	243	A	Delaware St.	57	49			
330	H	UIC	84	44	166	H	Akron	66	62			

Non-Div I Games: Davis & Elkins 110 41 Lake Erie 95 49

Cleveland St.

Loss, Non-Conf, S Site, H Home A Away N Neutral

Coastal Caro.

Through Games Of Jan. 12, 2020

Average RPI Win:	229	WON-LOST	WINNING	LAST 10	STRENGTH OF	OPP. STRENGTH	TEAM	ADJ.	CONF.	ADJ CONF.
Average RPI Loss:	99	RECORD	PCT. RANK	GAMES	SCHEDULE	OF SCHEDULE	RPI	RPI	RPI	RPI
DIV. I ONLY	11- 2	25	8-2	302	180	109	109	23	23	
DIV. I NON-CONF.	8- 1	28	5-1	337	191	144	144	21	21	
TOTALS	RPI 1-25	RPI 26-50	W-L RECORDS	RPI 51-100	RPI 101-150	RPI 150+				
11- 2	0- 0	0- 0	OVERALL	1- 1	2- 1	8- 0				
6- 1	0- 0	0- 0	HOME	0- 0	2- 1	4- 0				
4- 1	0- 0	0- 0	AWAY	0- 1	0- 0	4- 0				
1- 0	0- 0	0- 0	NEUTRAL	1- 0	0- 0	0- 0				
8- 1	0- 0	0- 0	NON-CONFERENCE	1- 0	1- 1	6- 0				
4- 1	0- 0	0- 0	HOME	0- 0	1- 1	3- 0				
3- 0	0- 0	0- 0	AWAY	0- 0	0- 0	3- 0				
1- 0	0- 0	0- 0	NEUTRAL	1- 0	0- 0	0- 0				
3- 1	0- 0	0- 0	CONFERENCE	0- 1	1- 0	2- 0				
2- 0	0- 0	0- 0	HOME	0- 0	1- 0	1- 0				
1- 1	0- 0	0- 0	AWAY	0- 1	0- 0	1- 0				
0- 0	0- 0	0- 0	NEUTRAL	0- 0	0- 0	0- 0				

RPI 1-25			RPI 26-50			RPI 51-100			RPI 101+			Team's RPI: 109
RPI	S	Opponent	Score	RPI	S	Opponent	Score	RPI	S	Opponent	Score	
						71 A Troy	77 84	104 H UNC Greensboro		63	54	
						87 N Elon	76 65	110 H UT Arlington		62	56	
								126 H Richmond		67	79	
								192 H George Mason		74	59	
								225 A UNCW		62	43	
								261 H Texas St.		75	67	
								276 A South Alabama		71	62	
								287 H Ark.-Pine Bluff		76	69	
								294 A Wofford		78	73	
								333 A Western Caro.		66	43	
								346 H South Carolina St.		85	44	
LAST 10 Division I												
						110 H UT Arlington	62 56	87 N Elon		76	65	
						261 H Texas St.	75 67	225 A UNCW		62	43	
						276 A South Alabama	71 62	192 H George Mason		74	59	
						71 A Troy	77 84	126 H Richmond		67	79	
						346 H South Carolina St.	85 44	333 A Western Caro.		66	43	

Non-Div I Games: UNC Pembroke 86 44 Wesleyan (GA) 132 32

Coastal Caro.

Loss, Non-Conf, S Site, H Home A Away N Neutral

Average RPI Win:	273	WON-LOST	WINNING	LAST 10	STRENGTH OF	OPP. STRENGTH	TEAM	ADJ.	CONF.	ADJ CONF.
Average RPI Loss:	149	RECORD	PCT. RANK	GAMES	SCHEDULE	OF SCHEDULE	RPI	RPI	RPI	RPI
DIV. I ONLY	8- 6	134	6-4	329	274	227	227	14	14	
DIV. I NON-CONF.	6- 4	122	4-2	347	316	286	286	13	13	
TOTALS	RPI 1-25	RPI 26-50	W-L RECORDS	RPI 51-100	RPI 101-150	RPI 150+				
8- 6	0- 0	0- 0	OVERALL	1- 2	0- 2	7- 2				
4- 2	0- 0	0- 0	HOME	1- 0	0- 1	3- 1				
4- 4	0- 0	0- 0	AWAY	0- 2	0- 1	4- 1				
0- 0	0- 0	0- 0	NEUTRAL	0- 0	0- 0	0- 0				
6- 4	0- 0	0- 0	NON-CONFERENCE	0- 1	0- 1	6- 2				
2- 2	0- 0	0- 0	HOME	0- 0	0- 1	2- 1				
4- 2	0- 0	0- 0	AWAY	0- 1	0- 0	4- 1				
0- 0	0- 0	0- 0	NEUTRAL	0- 0	0- 0	0- 0				
2- 2	0- 0	0- 0	CONFERENCE	1- 1	0- 1	1- 0				
2- 0	0- 0	0- 0	HOME	1- 0	0- 0	1- 0				
0- 2	0- 0	0- 0	AWAY	0- 1	0- 1	0- 0				
0- 0	0- 0	0- 0	NEUTRAL	0- 0	0- 0	0- 0				

RPI 1-25				RPI 26-50				RPI 51-100				RPI 101+				Team's RPI: 227	
RPI	S	Opponent	Score	RPI	S	Opponent	Score	RPI	S	Opponent	Score	RPI	S	Opponent	Score		
								58	A	Wake Forest	50	106	104	H	UNC Greensboro	56	69
								80	H	Drexel	73	59	149	A	William & Mary	60	85
								87	A	Elon	48	90	192	H	George Mason	61	72
													244	H	Delaware	84	73
													253	A	Winthrop	84	73
													269	A	High Point	79	70
													303	A	Presbyterian	54	58
													315	H	N.C. Central	85	78
													333	H	Western Caro.	73	62
													346	A	South Carolina St.	76	55
													347	A	Charleston So.	79	70
LAST 10 Division I																	
				149	A	William & Mary	60	85	347	A	Charleston So.	79	70				
				87	A	Elon	48	90	104	H	UNC Greensboro	56	69				
				244	H	Delaware	84	73	253	A	Winthrop	84	73				
				80	H	Drexel	73	59	303	A	Presbyterian	54	58				
				333	H	Western Caro.	73	62	346	A	South Carolina St.	76	55				

Non-Div I Games: Coker 82 57

Col. of Charleston

■ Loss,
 ■ Non-Conf,
 ■ S Site,
 ■ H Home
 ■ A Away
 N Neutral

Average RPI Win: 248	WON-LOST	WINNING	LAST 10	STRENGTH OF	OPP. STRENGTH	TEAM	ADJ.	CONF.	ADJ CONF.
Average RPI Loss: 96	RECORD	PCT. RANK	GAMES	SCHEDULE	OF SCHEDULE	RPI	RPI	RPI	RPI
DIV. I ONLY	11- 4	57	6-4	291	127	107	107	16	16
DIV. I NON-CONF.	8- 3	68	3-3	235	124	78	78	16	16

TOTALS	RPI 1-25	RPI 26-50	W-L RECORDS	RPI 51-100	RPI 101-150	RPI 150+			
11- 4	0- 1	0- 0	OVERALL	1- 2	1- 0	9- 1			
7- 0	0- 0	0- 0	HOME	1- 0	0- 0	6- 0			
4- 4	0- 1	0- 0	AWAY	0- 2	1- 0	3- 1			
0- 0	0- 0	0- 0	NEUTRAL	0- 0	0- 0	0- 0			
8- 3	0- 1	0- 0	NON-CONFERENCE	1- 2	1- 0	6- 0			
5- 0	0- 0	0- 0	HOME	1- 0	0- 0	4- 0			
3- 3	0- 1	0- 0	AWAY	0- 2	1- 0	2- 0			
0- 0	0- 0	0- 0	NEUTRAL	0- 0	0- 0	0- 0			
3- 1	0- 0	0- 0	CONFERENCE	0- 0	0- 0	3- 1			
2- 0	0- 0	0- 0	HOME	0- 0	0- 0	2- 0			
1- 1	0- 0	0- 0	AWAY	0- 0	0- 0	1- 1			
0- 0	0- 0	0- 0	NEUTRAL	0- 0	0- 0	0- 0			

RPI 1-25				RPI 26-50				RPI 51-100				RPI 101+ Team's RPI: 107			
RPI	S	Opponent	Score	RPI	S	Opponent	Score	RPI	S	Opponent	Score	RPI	S	Opponent	Score
15	A	Northwestern	44 73					51	H	Yale	70 67	139	A	Cornell	62 58
								75	A	Alabama	52 72	203	A	American	61 63
								91	A	Saint Louis	51 61	228	H	UMass Lowell	73 51
												249	H	Niagara	85 72
												270	H	Navy	80 55
												272	H	Wagner	74 58
												278	A	Loyola Maryland	76 74
												280	H	Army West Point	100 93
												309	H	Siena	88 51
												316	A	NJIT	79 52
												332	A	Canisius	90 69

LAST 10 Division I															
270	H	Navy	80 55	75	A	Alabama	52 72	309	H	Siena	88 51	249	H	Niagara	85 72
278	A	Loyola Maryland	76 74	15	A	Northwestern	44 73	91	A	Saint Louis	51 61				
280	H	Army West Point	100 93												
203	A	American	61 63												
272	H	Wagner	74 58												

Non-Div I Games:

Colgate

Colorado

Through Games Of Jan. 12, 2020

Average RPI Win:	199	WON-LOST	WINNING	LAST 10	STRENGTH OF	OPP. STRENGTH	TEAM	ADJ.	CONF.	ADJ CONF.
Average RPI Loss:	8	RECORD	PCT. RANK	GAMES	SCHEDULE	OF SCHEDULE	RPI	RPI	RPI	RPI
DIV. I ONLY	13- 3	32	7-3	121	64	42	42	1	1	
DIV. I NON-CONF.	11- 0	1	5-0	293	150	57	57	1	1	
TOTALS	RPI 1-25	RPI 26-50	W-L RECORDS	RPI 51-100	RPI 101-150	RPI 150+				
13- 3	0- 3	0- 0	OVERALL	1- 0	3- 0	9- 0				
7- 1	0- 1	0- 0	HOME	1- 0	2- 0	4- 0				
5- 2	0- 2	0- 0	AWAY	0- 0	1- 0	4- 0				
1- 0	0- 0	0- 0	NEUTRAL	0- 0	0- 0	1- 0				
11- 0	0- 0	0- 0	NON-CONFERENCE	1- 0	1- 0	9- 0				
6- 0	0- 0	0- 0	HOME	1- 0	1- 0	4- 0				
4- 0	0- 0	0- 0	AWAY	0- 0	0- 0	4- 0				
1- 0	0- 0	0- 0	NEUTRAL	0- 0	0- 0	1- 0				
2- 3	0- 3	0- 0	CONFERENCE	0- 0	2- 0	0- 0				
1- 1	0- 1	0- 0	HOME	0- 0	1- 0	0- 0				
1- 2	0- 2	0- 0	AWAY	0- 0	1- 0	0- 0				
0- 0	0- 0	0- 0	NEUTRAL	0- 0	0- 0	0- 0				

RPI S Opponent	Score	RPI S Opponent	Score	Team's RPI: 42	RPI S Opponent	Score	RPI S Opponent	Score
5 A Oregon St.	60 72				99 H Texas Southern	74 50	101 H Southern California	66 53
6 H UCLA	62 65						112 H Wisconsin	74 57
12 A Oregon	46 104						136 A Utah	80 70
							152 A Tulane	62 52
							165 N UAB	77 69
							215 H Jacksonville	66 44
							226 A Wyoming	66 56
							232 A Xavier	62 53
							258 A Colorado St.	79 75
							274 H Indiana St.	59 46
							295 H Denver	96 70
							316 H NJIT	80 57
LAST 10 Division I								
6 H UCLA	62 65	152 A Tulane	62 52					
101 H Southern California	66 53	165 N UAB	77 69					
5 A Oregon St.	60 72	295 H Denver	96 70					
12 A Oregon	46 104	232 A Xavier	62 53					
136 A Utah	80 70	99 H Texas Southern	74 50					

Non-Div I Games:

Colorado

Loss, Non-Conf, S Site, H Home A Away N Neutral

Colorado St.

Through Games Of Jan. 12, 2020

Average RPI Win:	272	WON-LOST	WINNING	LAST 10	STRENGTH OF	OPP. STRENGTH	TEAM	ADJ.	CONF.	ADJ CONF.
Average RPI Loss:	153	RECORD	PCT. RANK	GAMES	SCHEDULE	OF SCHEDULE	RPI	RPI	RPI	RPI
DIV. I ONLY	6- 8	211	5-5	241	309	258	258	19	19	
DIV. I NON-CONF.	4- 5	195	3-2	280	299	278	278	25	25	
TOTALS	RPI 1-25	RPI 26-50	W-L RECORDS	RPI 51-100	RPI 101-150	RPI 150+				
6- 8	0- 0	0- 1	OVERALL	0- 2	0- 1	6- 4				
4- 4	0- 0	0- 1	HOME	0- 1	0- 0	4- 2				
2- 4	0- 0	0- 0	AWAY	0- 1	0- 1	2- 2				
0- 0	0- 0	0- 0	NEUTRAL	0- 0	0- 0	0- 0				
4- 5	0- 0	0- 1	NON-CONFERENCE	0- 1	0- 1	4- 2				
3- 2	0- 0	0- 1	HOME	0- 0	0- 0	3- 1				
1- 3	0- 0	0- 0	AWAY	0- 1	0- 1	1- 1				
0- 0	0- 0	0- 0	NEUTRAL	0- 0	0- 0	0- 0				
2- 3	0- 0	0- 0	CONFERENCE	0- 1	0- 0	2- 2				
1- 2	0- 0	0- 0	HOME	0- 1	0- 0	1- 1				
1- 1	0- 0	0- 0	AWAY	0- 0	0- 0	1- 1				
0- 0	0- 0	0- 0	NEUTRAL	0- 0	0- 0	0- 0				

RPI S	Opponent	Score	RPI S	Opponent	Score	RPI S	Opponent	Score	RPI S	Opponent	Score	Team's RPI: 258
42	H Colorado	75 79	82	A Tennessee	41 79	122	A Idaho	54 61	174	H San Jose St.	53 58	
			94	H Boise St.	69 72	181	A Northern Colo.	75 58	212	H Northern Ill.	75 80	
						218	A Tulsa	55 61	226	A Wyoming	56 49	
						235	H UC Riverside	52 40	281	A San Diego St.	49 59	
						301	H Nevada	75 70	341	H Incarnate Word	75 47	
						350	H Mississippi Val.	65 46				
LAST 10 Division I												
174	H San Jose St.	53 58	82	A Tennessee	41 79							
226	A Wyoming	56 49	94	H Boise St.	69 72							
301	H Nevada	75 70	281	A San Diego St.	49 59							
218	A Tulsa	55 61	235	H UC Riverside	52 40							
350	H Mississippi Val.	65 46	341	H Incarnate Word	75 47							

Non-Div I Games: Western St. 56 47 Chadron St. 102 51

Colorado St.

Loss, Non-Conf, S Site, H Home A Away N Neutral

Average RPI Win:	239	WON-LOST	WINNING	LAST 10	STRENGTH OF	OPP. STRENGTH	TEAM	ADJ.	CONF.	ADJ CONF.
Average RPI Loss:	149	RECORD	PCT. RANK	GAMES	SCHEDULE	OF SCHEDULE	RPI	RPI	RPI	RPI
DIV. I ONLY	9- 4	69	8-2	317	190	172	172	8	8	
DIV. I NON-CONF.	9- 4	84	8-2	313	216	163	163	9	9	
TOTALS	RPI 1-25	RPI 26-50	W-L RECORDS	RPI 51-100	RPI 101-150	RPI 150+				
9- 4	0- 0	0- 0	OVERALL	1- 2	1- 1	7- 1				
6- 1	0- 0	0- 0	HOME	1- 0	1- 1	4- 0				
3- 3	0- 0	0- 0	AWAY	0- 2	0- 0	3- 1				
0- 0	0- 0	0- 0	NEUTRAL	0- 0	0- 0	0- 0				
9- 4	0- 0	0- 0	NON-CONFERENCE	1- 2	1- 1	7- 1				
6- 1	0- 0	0- 0	HOME	1- 0	1- 1	4- 0				
3- 3	0- 0	0- 0	AWAY	0- 2	0- 0	3- 1				
0- 0	0- 0	0- 0	NEUTRAL	0- 0	0- 0	0- 0				
0- 0	0- 0	0- 0	CONFERENCE	0- 0	0- 0	0- 0				
0- 0	0- 0	0- 0	HOME	0- 0	0- 0	0- 0				
0- 0	0- 0	0- 0	AWAY	0- 0	0- 0	0- 0				
0- 0	0- 0	0- 0	NEUTRAL	0- 0	0- 0	0- 0				

RPI 1-25			RPI 26-50			RPI 51-100			RPI 101+			Team's RPI: 172
RPI	S	Opponent	Score	RPI	S	Opponent	Score	RPI	S	Opponent	Score	
						55	A Vanderbilt	51	72	130	H Fordham	70 51
						79	A Buffalo	75	82	146	H Saint Joseph's	57 71
						98	H Davidson	63	60	161	A Robert Morris	61 59
										242	H Georgetown	54 49
										268	H Milwaukee	74 46
										280	A Army West Point	71 62
										314	A Albany (NY)	78 82
										316	H NJIT	99 43
										319	H Mercer	77 48
										334	A Tennessee St.	75 65
LAST 10 Division I												
						319	H Mercer	77	48	242	H Georgetown	54 49
						334	A Tennessee St.	75	65	268	H Milwaukee	74 46
						55	A Vanderbilt	51	72	280	A Army West Point	71 62
						316	H NJIT	99	43	161	A Robert Morris	61 59
						98	H Davidson	63	60	79	A Buffalo	75 82

Non-Div I Games:

Columbia

■ Loss,
 ■ Non-Conf,
 ■ S Site,
 ■ H Home
 ■ A Away
 N Neutral

Average RPI Win:	0	WON-LOST	WINNING	LAST 10	STRENGTH OF	OPP. STRENGTH	TEAM	ADJ.	CONF.	ADJ CONF.
Average RPI Loss:	173	RECORD	PCT. RANK	GAMES	SCHEDULE	OF SCHEDULE	RPI	RPI	RPI	RPI
DIV. I ONLY	0- 15	345	0-10	189	252	335	335	29	29	
DIV. I NON-CONF.	0- 12	338	0-7	151	220	326	326	31	31	
TOTALS	RPI 1-25	RPI 26-50	W-L RECORDS	RPI 51-100	RPI 101-150	RPI 150+				
0- 15	0- 2	0- 1	OVERALL	0- 1	0- 3	0- 8				
0- 4	0- 0	0- 0	HOME	0- 0	0- 0	0- 4				
0- 11	0- 2	0- 1	AWAY	0- 1	0- 3	0- 4				
0- 0	0- 0	0- 0	NEUTRAL	0- 0	0- 0	0- 0				
0- 12	0- 2	0- 1	NON-CONFERENCE	0- 1	0- 3	0- 5				
0- 2	0- 0	0- 0	HOME	0- 0	0- 0	0- 2				
0- 10	0- 2	0- 1	AWAY	0- 1	0- 3	0- 3				
0- 0	0- 0	0- 0	NEUTRAL	0- 0	0- 0	0- 0				
0- 3	0- 0	0- 0	CONFERENCE	0- 0	0- 0	0- 3				
0- 2	0- 0	0- 0	HOME	0- 0	0- 0	0- 2				
0- 1	0- 0	0- 0	AWAY	0- 0	0- 0	0- 1				
0- 0	0- 0	0- 0	NEUTRAL	0- 0	0- 0	0- 0				

RPI 1-25				RPI 26-50				RPI 51-100				RPI 101+ Team's RPI: 335			
RPI	S	Opponent	Score	RPI	S	Opponent	Score	RPI	S	Opponent	Score	RPI	S	Opponent	Score
22	A	West Virginia	47 82	40	A	South Dakota	44 82	90	A	South Dakota St.	41 94	113	A	Dayton	48 78
25	A	Rutgers	33 107									118	A	Cincinnati	40 86
												134	A	George Washington	35 54
												158	H	Norfolk St.	48 85
												176	A	Bethune-Cookman	51 82
												209	A	La Salle	46 79
												249	H	Niagara	67 82
												277	A	Marshall	47 60
												313	A	UMBC	48 71
												328	H	Saint Peter's	57 82
												346	H	South Carolina St.	60 71
LAST 10 Division I															
176	A	Bethune-Cookman	51 82	249	H	Niagara	67 82								
158	H	Norfolk St.	48 85	40	A	South Dakota	44 82								
346	H	South Carolina St.	60 71	90	A	South Dakota St.	41 94								
113	A	Dayton	48 78	134	A	George Washington	35 54								
118	A	Cincinnati	40 86	209	A	La Salle	46 79								

Non-Div I Games:

Coppin St.

■ Loss,
■ Non-Conf,
■ S Site,
■ H Home
■ A Away
N Neutral

Average RPI Win:	261	WON-LOST	WINNING	LAST 10	STRENGTH OF	OPP. STRENGTH	TEAM	ADJ.	CONF.	ADJ CONF.
Average RPI Loss:	90	RECORD	PCT. RANK	GAMES	SCHEDULE	OF SCHEDULE	RPI	RPI	RPI	RPI
DIV. I ONLY	7- 5	130	6-4	158	205	139	139	8	8	
DIV. I NON-CONF.	7- 5	130	6-4	166	222	133	133	9	9	
TOTALS	RPI 1-25	RPI 26-50	W-L RECORDS	RPI 51-100	RPI 101-150	RPI 150+				
7- 5	0- 1	0- 1	OVERALL	0- 0	0- 2	7- 1				
3- 3	0- 0	0- 0	HOME	0- 0	0- 2	3- 1				
4- 2	0- 1	0- 1	AWAY	0- 0	0- 0	4- 0				
0- 0	0- 0	0- 0	NEUTRAL	0- 0	0- 0	0- 0				
7- 5	0- 1	0- 1	NON-CONFERENCE	0- 0	0- 2	7- 1				
3- 3	0- 0	0- 0	HOME	0- 0	0- 2	3- 1				
4- 2	0- 1	0- 1	AWAY	0- 0	0- 0	4- 0				
0- 0	0- 0	0- 0	NEUTRAL	0- 0	0- 0	0- 0				
0- 0	0- 0	0- 0	CONFERENCE	0- 0	0- 0	0- 0				
0- 0	0- 0	0- 0	HOME	0- 0	0- 0	0- 0				
0- 0	0- 0	0- 0	AWAY	0- 0	0- 0	0- 0				
0- 0	0- 0	0- 0	NEUTRAL	0- 0	0- 0	0- 0				

RPI 1-25				RPI 26-50				RPI 51-100				RPI 101+ Team's RPI: 139			
RPI	S	Opponent	Score	RPI	S	Opponent	Score	RPI	S	Opponent	Score	RPI	S	Opponent	Score
22	A	West Virginia	62 68	33	A	TCU	49 59					107	H	Colgate	58 62
												111	H	Duquesne	62 72
												178	H	Binghamton	56 59
												211	H	ETSU	71 43
												228	A	UMass Lowell	70 56
												243	A	Delaware St.	77 51
												249	H	Niagara	82 59
												265	A	St. Bonaventure	70 42
												314	A	Albany (NY)	71 51
												316	H	NJIT	68 44
LAST 10 Division I															
211	H	ETSU	71 43	228	A	UMass Lowell	70 56								
22	A	West Virginia	62 68	243	A	Delaware St.	77 51								
265	A	St. Bonaventure	70 42	249	H	Niagara	82 59								
111	H	Duquesne	62 72	316	H	NJIT	68 44								
178	H	Binghamton	56 59	107	H	Colgate	58 62								

Non-Div I Games:

Cornell

Creighton

Through Games Of Jan. 12, 2020

Average RPI Win:	119	WON-LOST	WINNING	LAST 10	STRENGTH OF	OPP. STRENGTH	TEAM	ADJ.	CONF.	ADJ CONF.
Average RPI Loss:	28	RECORD	PCT. RANK	GAMES	SCHEDULE	OF SCHEDULE	RPI	RPI	RPI	RPI
DIV. I ONLY	12- 4	52	7-3	11	41	14	14	6	6	
DIV. I NON-CONF.	8- 3	68	3-2	13	48	10	10	6	6	
TOTALS	RPI 1-25	RPI 26-50	W-L RECORDS	RPI 51-100	RPI 101-150	RPI 150+				
12- 4	1- 2	2- 2	OVERALL	4- 0	2- 0	3- 0				
6- 1	0- 1	2- 0	HOME	1- 0	2- 0	1- 0				
4- 3	0- 1	0- 2	AWAY	2- 0	0- 0	2- 0				
2- 0	1- 0	0- 0	NEUTRAL	1- 0	0- 0	0- 0				
8- 3	1- 1	1- 2	NON-CONFERENCE	3- 0	1- 0	2- 0				
4- 0	0- 0	1- 0	HOME	1- 0	1- 0	1- 0				
2- 3	0- 1	0- 2	AWAY	1- 0	0- 0	1- 0				
2- 0	1- 0	0- 0	NEUTRAL	1- 0	0- 0	0- 0				
4- 1	0- 1	1- 0	CONFERENCE	1- 0	1- 0	1- 0				
2- 1	0- 1	1- 0	HOME	0- 0	1- 0	0- 0				
2- 0	0- 0	0- 0	AWAY	1- 0	0- 0	1- 0				
0- 0	0- 0	0- 0	NEUTRAL	0- 0	0- 0	0- 0				

RPI 1-25				RPI 26-50				RPI 51-100				RPI 101+			
RPI	S	Opponent	Score	RPI	S	Opponent	Score	RPI	S	Opponent	Score	RPI	S	Opponent	Score
11	H	DePaul	71 74	31	H	Marquette	72 62	52	N	Temple	69 59	105	H	Providence	72 63
22	N	West Virginia	82 75	34	H	UNI	57 54	54	A	Nebraska	79 74	147	H	Wichita St.	56 46
23	A	Drake	53 63	37	A	Arizona St.	55 70	88	A	Villanova	58 42	242	A	Georgetown	65 56
				40	A	South Dakota	65 72	90	H	South Dakota St.	61 48	247	A	Omaha	67 54
												318	H	North Dakota St.	70 59
LAST 10 Division I															
105	H	Providence	72 63	37	A	Arizona St.	55 70	147	H	Wichita St.	56 46	242	A	Georgetown	65 56
11	H	DePaul	71 74	34	H	UNI	57 54	40	A	South Dakota	65 72	247	A	Omaha	67 54
31	H	Marquette	72 62	40	A	South Dakota	65 72	52	N	Temple	69 59	318	H	North Dakota St.	70 59
88	A	Villanova	58 42												
242	A	Georgetown	65 56												

Non-Div I Games:

Creighton

Loss, Non-Conf, S Site, H Home A Away N Neutral

Average RPI Win:	235	WON-LOST	WINNING	LAST 10	STRENGTH OF	OPP. STRENGTH	TEAM	ADJ.	CONF.	ADJ CONF.
Average RPI Loss:	167	RECORD	PCT. RANK	GAMES	SCHEDULE	OF SCHEDULE	RPI	RPI	RPI	RPI
DIV. I ONLY	7- 7	168	4-6	167	269	168	168	8	8	
DIV. I NON-CONF.	6- 7	182	3-6	208	266	184	184	9	9	
TOTALS	RPI 1-25	RPI 26-50	W-L RECORDS	RPI 51-100	RPI 101-150	RPI 150+				
7- 7	0- 1	0- 0	OVERALL	0- 1	1- 1	6- 4				
5- 1	0- 0	0- 0	HOME	0- 0	1- 0	4- 1				
2- 6	0- 1	0- 0	AWAY	0- 1	0- 1	2- 3				
0- 0	0- 0	0- 0	NEUTRAL	0- 0	0- 0	0- 0				
6- 7	0- 1	0- 0	NON-CONFERENCE	0- 1	0- 1	6- 4				
4- 1	0- 0	0- 0	HOME	0- 0	0- 0	4- 1				
2- 6	0- 1	0- 0	AWAY	0- 1	0- 1	2- 3				
0- 0	0- 0	0- 0	NEUTRAL	0- 0	0- 0	0- 0				
1- 0	0- 0	0- 0	CONFERENCE	0- 0	1- 0	0- 0				
1- 0	0- 0	0- 0	HOME	0- 0	1- 0	0- 0				
0- 0	0- 0	0- 0	AWAY	0- 0	0- 0	0- 0				
0- 0	0- 0	0- 0	NEUTRAL	0- 0	0- 0	0- 0				

RPI 1-25				RPI 26-50				RPI 51-100				RPI 101+ Team's RPI: 168			
RPI	S	Opponent	Score	RPI	S	Opponent	Score	RPI	S	Opponent	Score	RPI	S	Opponent	Score
15	A	Northwestern	37 79					79	A	Buffalo	49 73	117	A	Loyola Chicago	40 61
												142	H	Harvard	63 62
												182	H	Merrimack	57 52
												183	A	Boston U.	56 74
												228	A	UMass Lowell	62 51
												234	A	Manhattan	58 70
												250	H	Maine	57 41
												259	A	Fairfield	52 51
												261	H	Texas St.	51 61
												278	A	Loyola Maryland	56 72
												282	H	Vermont	72 55
												305	H	New Hampshire	66 47
LAST 10 Division I															
142	H	Harvard	63 62	261	H	Texas St.	51 61								
278	A	Loyola Maryland	56 72	228	A	UMass Lowell	62 51								
79	A	Buffalo	49 73	250	H	Maine	57 41								
183	A	Boston U.	56 74	15	A	Northwestern	37 79								
305	H	New Hampshire	66 47	117	A	Loyola Chicago	40 61								

Non-Div I Games:

Dartmouth

Davidson

Through Games Of Jan. 12, 2020

Average RPI Win:	219	WON-LOST	WINNING	LAST 10	STRENGTH OF	OPP. STRENGTH	TEAM	ADJ.	CONF.	ADJ CONF.
Average RPI Loss:	86	RECORD	PCT. RANK	GAMES	SCHEDULE	OF SCHEDULE	RPI	RPI	RPI	RPI
DIV. I ONLY	9- 6	121	5-5	178	114	98	98	12	12	
DIV. I NON-CONF.	6- 6	163	2-5	237	112	153	153	12	12	
TOTALS	RPI 1-25	RPI 26-50	W-L RECORDS	RPI 51-100	RPI 101-150	RPI 150+				
9- 6	0- 0	0- 3	OVERALL	1- 1	1- 1	7- 1				
4- 1	0- 0	0- 1	HOME	0- 0	1- 0	3- 0				
4- 5	0- 0	0- 2	AWAY	1- 1	0- 1	3- 1				
1- 0	0- 0	0- 0	NEUTRAL	0- 0	0- 0	1- 0				
6- 6	0- 0	0- 3	NON-CONFERENCE	0- 1	0- 1	6- 1				
2- 1	0- 0	0- 1	HOME	0- 0	0- 0	2- 0				
3- 5	0- 0	0- 2	AWAY	0- 1	0- 1	3- 1				
1- 0	0- 0	0- 0	NEUTRAL	0- 0	0- 0	1- 0				
3- 0	0- 0	0- 0	CONFERENCE	1- 0	1- 0	1- 0				
2- 0	0- 0	0- 0	HOME	0- 0	1- 0	1- 0				
1- 0	0- 0	0- 0	AWAY	1- 0	0- 0	0- 0				
0- 0	0- 0	0- 0	NEUTRAL	0- 0	0- 0	0- 0				

RPI 1-25				RPI 26-50				RPI 51-100				Team's RPI: 98		RPI 101+			
RPI	S	Opponent	Score	RPI	S	Opponent	Score	RPI	S	Opponent	Score			RPI	S	Opponent	Score
				38	A	Virginia Tech	68 88	80	A	Drexel	63 74			130	H	Fordham	74 62
				41	A	Duke	52 82	91	A	Saint Louis	65 58			133	A	Florida	50 55
				50	H	Charlotte	64 75							172	A	Columbia	60 63
														198	H	Rhode Island	79 67
														211	A	ETSU	75 60
														237	A	UMKC	74 64
														242	H	Georgetown	66 52
														260	N	UC Irvine	78 72
														269	A	High Point	73 63
														333	H	Western Caro.	101 51
LAST 10 Division I																	
				198	H	Rhode Island	79 67	172	A	Columbia	60 63						
				130	H	Fordham	74 62	269	A	High Point	73 63						
				91	A	Saint Louis	65 58	211	A	ETSU	75 60						
				133	A	Florida	50 55	41	A	Duke	52 82						
				50	H	Charlotte	64 75	38	A	Virginia Tech	68 88						

Non-Div I Games: Newberry 75 46

Davidson

■ Loss,
 ■ Non-Conf,
 ■ S Site,
 ■ H Home
 ■ A Away
 N Neutral

Average RPI Win:	225	WON-LOST	WINNING	LAST 10	STRENGTH OF	OPP. STRENGTH	TEAM	ADJ.	CONF.	ADJ CONF.
Average RPI Loss:	47	RECORD	PCT. RANK	GAMES	SCHEDULE	OF SCHEDULE	RPI	RPI	RPI	RPI
DIV. I ONLY	10- 7	126	7-3	161	23	113	113	12	12	
DIV. I NON-CONF.	7- 7	163	4-3	147	16	134	134	12	12	
TOTALS	RPI 1-25	RPI 26-50	W-L RECORDS	RPI 51-100	RPI 101-150	RPI 150+				
10- 7	0- 3	0- 1	OVERALL	0- 2	1- 0	9- 1				
4- 2	0- 2	0- 0	HOME	0- 0	0- 0	4- 0				
4- 2	0- 0	0- 1	AWAY	0- 1	1- 0	3- 0				
2- 3	0- 1	0- 0	NEUTRAL	0- 1	0- 0	2- 1				
7- 7	0- 3	0- 1	NON-CONFERENCE	0- 2	0- 0	7- 1				
3- 2	0- 2	0- 0	HOME	0- 0	0- 0	3- 0				
2- 2	0- 0	0- 1	AWAY	0- 1	0- 0	2- 0				
2- 3	0- 1	0- 0	NEUTRAL	0- 1	0- 0	2- 1				
3- 0	0- 0	0- 0	CONFERENCE	0- 0	1- 0	2- 0				
1- 0	0- 0	0- 0	HOME	0- 0	0- 0	1- 0				
2- 0	0- 0	0- 0	AWAY	0- 0	1- 0	1- 0				
0- 0	0- 0	0- 0	NEUTRAL	0- 0	0- 0	0- 0				

RPI 1-25				RPI 26-50				RPI 51-100				RPI 101+				Team's RPI: 113	
RPI	S	Opponent	Score	RPI	S	Opponent	Score	RPI	S	Opponent	Score	RPI	S	Opponent	Score		
2	H	South Carolina	49 75	28	A	Central Mich.	80 81	58	N	Wake Forest	59 78	126	A	Richmond	65 51		
4	H	UConn	37 75					79	A	Buffalo	59 67	153	N	Auburn	74 76		
7	N	Gonzaga	65 76									175	A	Toledo	60 42		
												177	A	Northeastern	71 60		
												192	H	George Mason	59 55		
												209	A	La Salle	98 58		
												248	H	Lipscomb	82 60		
												250	N	Maine	78 49		
												256	N	East Carolina	94 68		
												284	H	Morehead St.	58 41		
												335	H	Coppin St.	78 48		
LAST 10 Division I																	
				126	A	Richmond	65 51	58	N	Wake Forest	59 78						
				192	H	George Mason	59 55	79	A	Buffalo	59 67						
				209	A	La Salle	98 58	284	H	Morehead St.	58 41						
				335	H	Coppin St.	78 48	250	N	Maine	78 49						
				256	N	East Carolina	94 68	153	N	Auburn	74 76						

Non-Div I Games:

Dayton

■ Loss,
 ■ Non-Conf, S Site,
 ■ Home
 ■ Away
 N Neutral

DePaul				Through Games Of Jan. 12, 2020							
Average RPI Win: 115		WON-LOST	WINNING	LAST 10	STRENGTH OF	OPP. STRENGTH	TEAM	ADJ.	CONF.	ADJ CONF.	
Average RPI Loss: 5		RECORD	PCT. RANK	GAMES	SCHEDULE	OF SCHEDULE	RPI	RPI	RPI	RPI	
DIV. I ONLY		15- 2	13	9-1	13	11	11	11	6	6	
DIV. I NON-CONF.		10- 2	31	4-1	29	17	14	14	6	6	
<hr/>											
TOTALS		RPI 1-25	RPI 26-50	W-L RECORDS	RPI 51-100	RPI 101-150	RPI 150+				
15- 2		2- 2	2- 0	OVERALL	3- 0	3- 0	5- 0				
9- 1		0- 1	2- 0	HOME	3- 0	0- 0	4- 0				
6- 1		2- 1	0- 0	AWAY	0- 0	3- 0	1- 0				
0- 0		0- 0	0- 0	NEUTRAL	0- 0	0- 0	0- 0				
10- 2		1- 2	1- 0	NON-CONFERENCE	1- 0	2- 0	5- 0				
6- 1		0- 1	1- 0	HOME	1- 0	0- 0	4- 0				
4- 1		1- 1	0- 0	AWAY	0- 0	2- 0	1- 0				
0- 0		0- 0	0- 0	NEUTRAL	0- 0	0- 0	0- 0				
5- 0		1- 0	1- 0	CONFERENCE	2- 0	1- 0	0- 0				
3- 0		0- 0	1- 0	HOME	2- 0	0- 0	0- 0				
2- 0		1- 0	0- 0	AWAY	0- 0	1- 0	0- 0				
0- 0		0- 0	0- 0	NEUTRAL	0- 0	0- 0	0- 0				
<hr/>											
RPI 1-25		Team's RPI: 11		RPI 26-50		RPI 51-100		RPI 101+			
RPI	S	Opponent	Score	RPI	S	Opponent	Score	RPI	S	Opponent	Score
4	H	UConn	74 84	31	H	Marquette	89 71	56	H	St. John's (NY)	74 69
5	A	Oregon St.	77 98	32	H	Miami (FL)	89 83	62	H	Seton Hall	85 68
14	A	Creighton	74 71					80	H	Drexel	81 57
15	A	Northwestern	70 68								
<hr/>											
LAST 10 Division I											
56		H	St. John's (NY)	74	69	117		A	Loyola Chicago	83	76
62		H	Seton Hall	85	68	4		H	UConn	74	84
14		A	Creighton	74	71	286		H	Alabama St.	105	76
105		A	Providence	80	67	124		A	Notre Dame	105	94
31		H	Marquette	89	71	162		A	Green Bay	76	65

Non-Div I Games:

DePaul

Delaware

Through Games Of Jan. 12, 2020

Average RPI Win:	202	WON-LOST	WINNING	LAST 10	STRENGTH OF	OPP. STRENGTH	TEAM	ADJ.	CONF.	ADJ CONF.
Average RPI Loss:	160	RECORD	PCT. RANK	GAMES	SCHEDULE	OF SCHEDULE	RPI	RPI	RPI	RPI
DIV. I ONLY	5- 10	251	4-6	207	160	244	244	14	14	
DIV. I NON-CONF.	4- 7	225	3-3	137	122	181	181	13	13	
TOTALS	RPI 1-25	RPI 26-50	W-L RECORDS	RPI 51-100	RPI 101-150	RPI 150+				
5- 10	0- 1	0- 1	OVERALL	0- 1	1- 1	4- 6				
2- 4	0- 0	0- 0	HOME	0- 0	0- 1	2- 3				
2- 6	0- 1	0- 1	AWAY	0- 1	0- 0	2- 3				
1- 0	0- 0	0- 0	NEUTRAL	0- 0	1- 0	0- 0				
4- 7	0- 1	0- 1	NON-CONFERENCE	0- 1	1- 1	3- 3				
1- 3	0- 0	0- 0	HOME	0- 0	0- 1	1- 2				
2- 4	0- 1	0- 1	AWAY	0- 1	0- 0	2- 1				
1- 0	0- 0	0- 0	NEUTRAL	0- 0	1- 0	0- 0				
1- 3	0- 0	0- 0	CONFERENCE	0- 0	0- 0	1- 3				
1- 1	0- 0	0- 0	HOME	0- 0	0- 0	1- 1				
0- 2	0- 0	0- 0	AWAY	0- 0	0- 0	0- 2				
0- 0	0- 0	0- 0	NEUTRAL	0- 0	0- 0	0- 0				

RPI 1-25				RPI 26-50				RPI 51-100				RPI 101+ Team's RPI: 244			
RPI	S	Opponent	Score	RPI	S	Opponent	Score	RPI	S	Opponent	Score	RPI	S	Opponent	Score
24	A	Maryland	55 99	50	A	Charlotte	57 61	63	A	UCF	49 75	134	H	George Washington	49 63
												140	N	Santa Clara	81 80
												161	A	Robert Morris	73 62
												177	H	Northeastern	62 72
												192	H	George Mason	63 44
												196	A	Cal St. Fullerton	72 55
												210	A	Gardner-Webb	65 67
												225	A	UNCW	65 71
												227	A	Col. of Charleston	73 84
												243	H	Delaware St.	64 67
												250	H	Maine	56 69
												323	H	Hofstra	80 59
LAST 10 Division I															
177	H	Northeastern	62 72	50	A	Charlotte	57 61	210	A	Gardner-Webb	65 67				
323	H	Hofstra	80 59					161	A	Robert Morris	73 62				
227	A	Col. of Charleston	73 84					134	H	George Washington	49 63				
225	A	UNCW	65 71					140	N	Santa Clara	81 80				
192	H	George Mason	63 44												

Non-Div I Games:

Delaware

Loss, Non-Conf, S Site, H Home A Away N Neutral

Average RPI Win:	297	WON-LOST	WINNING	LAST 10	STRENGTH OF	OPP. STRENGTH	TEAM	ADJ.	CONF.	ADJ CONF.
Average RPI Loss:	134	RECORD	PCT. RANK	GAMES	SCHEDULE	OF SCHEDULE	RPI	RPI	RPI	RPI
DIV. I ONLY	4- 9	266	3-7	61	348	243	243	29	29	
DIV. I NON-CONF.	2- 9	304	1-7	20	345	231	231	31	31	
TOTALS	RPI 1-25	RPI 26-50	W-L RECORDS	RPI 51-100	RPI 101-150	RPI 150+				
4- 9	0- 0	0- 1	OVERALL	0- 2	0- 3	4- 3				
3- 6	0- 0	0- 0	HOME	0- 1	0- 3	3- 2				
1- 3	0- 0	0- 1	AWAY	0- 1	0- 0	1- 1				
0- 0	0- 0	0- 0	NEUTRAL	0- 0	0- 0	0- 0				
2- 9	0- 0	0- 1	NON-CONFERENCE	0- 2	0- 3	2- 3				
1- 6	0- 0	0- 0	HOME	0- 1	0- 3	1- 2				
1- 3	0- 0	0- 1	AWAY	0- 1	0- 0	1- 1				
0- 0	0- 0	0- 0	NEUTRAL	0- 0	0- 0	0- 0				
2- 0	0- 0	0- 0	CONFERENCE	0- 0	0- 0	2- 0				
2- 0	0- 0	0- 0	HOME	0- 0	0- 0	2- 0				
0- 0	0- 0	0- 0	AWAY	0- 0	0- 0	0- 0				
0- 0	0- 0	0- 0	NEUTRAL	0- 0	0- 0	0- 0				

RPI S	Opponent	Score	RPI S	Opponent	Score	RPI S	Opponent	Score	RPI S	Opponent	Score	Team's RPI: 243
43	A James Madison	64 83	78	H Lehigh	38 68	119	H Rider	69 71	139	H Cornell	51 77	
			100	A Boston College	69 109	149	H William & Mary	52 73	157	H Cleveland St.	49 57	
						178	H Binghamton	66 75	239	A Longwood	62 78	
						244	A Delaware	67 64	299	H Morgan St.	69 61	
						315	H N.C. Central	64 54	328	H Saint Peter's	89 66	
LAST 10 Division I												
315	H N.C. Central	64 54	239	A Longwood	62 78							
299	H Morgan St.	69 61	328	H Saint Peter's	89 66							
119	H Rider	69 71	157	H Cleveland St.	49 57							
100	A Boston College	69 109	149	H William & Mary	52 73							
43	A James Madison	64 83	139	H Cornell	51 77							

Non-Div I Games: Post 67 41 Georgian Court 69 48

Delaware St.

Loss, Non-Conf, S Site, H Home A Away N Neutral

Average RPI Win: 243	WON-LOST	WINNING	LAST 10	STRENGTH OF	OPP. STRENGTH	TEAM	ADJ.	CONF.	ADJ CONF.
Average RPI Loss: 171	RECORD	PCT. RANK	GAMES	SCHEDULE	OF SCHEDULE	RPI	RPI	RPI	RPI
DIV. I ONLY	6- 11	248	2-8	220	281	295	295	18	18
DIV. I NON-CONF.	5- 7	205	1-4	258	283	297	297	19	19
TOTALS	RPI 1-25	RPI 26-50	W-L RECORDS	RPI 51-100	RPI 101-150	RPI 150+			
6- 11	0- 0	0- 2	OVERALL	0- 1	1- 1	5- 7			
6- 4	0- 0	0- 0	HOME	0- 1	1- 0	5- 3			
0- 5	0- 0	0- 2	AWAY	0- 0	0- 0	0- 3			
0- 2	0- 0	0- 0	NEUTRAL	0- 0	0- 1	0- 1			
5- 7	0- 0	0- 1	NON-CONFERENCE	0- 0	1- 1	4- 5			
5- 2	0- 0	0- 0	HOME	0- 0	1- 0	4- 2			
0- 3	0- 0	0- 1	AWAY	0- 0	0- 0	0- 2			
0- 2	0- 0	0- 0	NEUTRAL	0- 0	0- 1	0- 1			
1- 4	0- 0	0- 1	CONFERENCE	0- 1	0- 0	1- 2			
1- 2	0- 0	0- 0	HOME	0- 1	0- 0	1- 1			
0- 2	0- 0	0- 1	AWAY	0- 0	0- 0	0- 1			
0- 0	0- 0	0- 0	NEUTRAL	0- 0	0- 0	0- 0			

RPI S	Opponent	Score	RPI S	Opponent	Score	RPI S	Opponent	Score	RPI S	Opponent	Score
40	A South Dakota	61 104	42	A Colorado	70 96	90	H South Dakota St.	79 86	144	N Western Mich.	70 79
									145	H Southern Utah	81 73
									166	N Akron	72 88
									168	H North Dakota	82 90
									181	H Northern Colo.	74 55
									187	A Lamar University	59 71
									226	H Wyoming	71 57
									231	A Western Ill.	75 82
									237	A UMKC	79 83
									260	H UC Irvine	83 75
									275	H Alabama A&M	83 86
									304	H New Mexico St.	75 78
									318	H North Dakota St.	91 82
									329	H Cal Poly	96 66
LAST 10 Division I											
231	A Western Ill.	75 82	144	N Western Mich.	70 79						
90	H South Dakota St.	79 86	166	N Akron	72 88						
40	A South Dakota	61 104	145	H Southern Utah	81 73						
168	H North Dakota	82 90	42	A Colorado	70 96						
318	H North Dakota St.	91 82	187	A Lamar University	59 71						

Non-Div I Games: Colo. Christian 89 49

Denver

Detroit Mercy

Through Games Of Jan. 12, 2020

Average RPI Win:	330	WON-LOST	WINNING	LAST 10	STRENGTH OF	OPP. STRENGTH	TEAM	ADJ.	CONF.	ADJ CONF.
Average RPI Loss:	170	RECORD	PCT. RANK	GAMES	SCHEDULE	OF SCHEDULE	RPI	RPI	RPI	RPI
DIV. I ONLY	1- 15	344	1-9	191	276	326	326	17	17	
DIV. I NON-CONF.	0- 11	338	0-5	93	301	316	316	18	18	
TOTALS	RPI 1-25	RPI 26-50	W-L RECORDS	RPI 51-100	RPI 101-150	RPI 150+				
1- 15	0- 0	0- 0	OVERALL	0- 2	0- 3	1- 10				
0- 8	0- 0	0- 0	HOME	0- 0	0- 1	0- 7				
1- 5	0- 0	0- 0	AWAY	0- 2	0- 2	1- 1				
0- 2	0- 0	0- 0	NEUTRAL	0- 0	0- 0	0- 2				
0- 11	0- 0	0- 0	NON-CONFERENCE	0- 1	0- 3	0- 7				
0- 5	0- 0	0- 0	HOME	0- 0	0- 1	0- 4				
0- 4	0- 0	0- 0	AWAY	0- 1	0- 2	0- 1				
0- 2	0- 0	0- 0	NEUTRAL	0- 0	0- 0	0- 2				
1- 4	0- 0	0- 0	CONFERENCE	0- 1	0- 0	1- 3				
0- 3	0- 0	0- 0	HOME	0- 0	0- 0	0- 3				
1- 1	0- 0	0- 0	AWAY	0- 1	0- 0	1- 0				
0- 0	0- 0	0- 0	NEUTRAL	0- 0	0- 0	0- 0				

RPI 1-25				RPI 26-50				RPI 51-100				RPI 101+				Team's RPI: 326	
RPI	S	Opponent	Score	RPI	S	Opponent	Score	RPI	S	Opponent	Score	RPI	S	Opponent	Score		
								61	A	IUPUI	45	82	117	H	Loyola Chicago	60	89
								96	A	Michigan St.	52	110	132	A	Butler	60	82
													144	A	Western Mich.	67	82
													162	H	Green Bay	48	65
													164	N	Tennessee Tech	47	69
													166	H	Akron	60	81
													173	H	Valparaiso	58	77
													175	H	Toledo	64	82
													186	H	Eastern Mich.	70	84
													192	A	George Mason	62	75
													241	N	Sacred Heart	60	66
													267	H	Oakland	57	71
													268	H	Milwaukee	48	63
													330	A	UIC	70	62
LAST 10 Division I																	
				162	H	Green Bay	48	65		186	H	Eastern Mich.	70	84			
				268	H	Milwaukee	48	63		175	H	Toledo	64	82			
				61	A	IUPUI	45	82		173	H	Valparaiso	58	77			
				330	A	UIC	70	62		164	N	Tennessee Tech	47	69			
				267	H	Oakland	57	71		241	N	Sacred Heart	60	66			

Non-Div I Games:

Detroit Mercy

Loss, Non-Conf, S Site, H Home A Away N Neutral

Drake

Through Games Of Jan. 12, 2020

Average RPI Win:	129	WON-LOST	WINNING	LAST 10	STRENGTH OF	OPP. STRENGTH	TEAM	ADJ.	CONF.	ADJ CONF.
Average RPI Loss:	23	RECORD	PCT. RANK	GAMES	SCHEDULE	OF SCHEDULE	RPI	RPI	RPI	RPI
DIV. I ONLY	9- 5	94	6-4	17	4	23	23	7	7	
DIV. I NON-CONF.	7- 4	100	4-3	41	7	31	31	7	7	
TOTALS	RPI 1-25	RPI 26-50	W-L RECORDS	RPI 51-100	RPI 101-150	RPI 150+				
9- 5	1- 2	1- 3	OVERALL	3- 0	0- 0	4- 0				
5- 0	1- 0	1- 0	HOME	2- 0	0- 0	1- 0				
2- 4	0- 2	0- 2	AWAY	1- 0	0- 0	1- 0				
2- 1	0- 0	0- 1	NEUTRAL	0- 0	0- 0	2- 0				
7- 4	1- 1	0- 3	NON-CONFERENCE	2- 0	0- 0	4- 0				
4- 0	1- 0	0- 0	HOME	2- 0	0- 0	1- 0				
1- 3	0- 1	0- 2	AWAY	0- 0	0- 0	1- 0				
2- 1	0- 0	0- 1	NEUTRAL	0- 0	0- 0	2- 0				
2- 1	0- 1	1- 0	CONFERENCE	1- 0	0- 0	0- 0				
1- 0	0- 0	1- 0	HOME	0- 0	0- 0	0- 0				
1- 1	0- 1	0- 0	AWAY	1- 0	0- 0	0- 0				
0- 0	0- 0	0- 0	NEUTRAL	0- 0	0- 0	0- 0				

RPI	S	Opponent	Score
1	A	Missouri St.	67 69
10	A	Iowa	67 79
14	H	Creighton	63 53

RPI	S	Opponent	Score
27	N	Purdue	47 67
34	H	UNI	104 87
39	A	Oklahoma	84 93
40	A	South Dakota	94 102

RPI	S	Opponent	Score
84	H	Iowa St.	86 81
90	H	South Dakota St.	74 67
92	A	Southern Ill.	73 65

RPI	S	Opponent	Score
153	N	Auburn	83 82
212	A	Northern Ill.	73 49
231	H	Western Ill.	94 75
250	N	Maine	94 62

LAST 10 Division I

92	A	Southern Ill.	73 65	39	A	Oklahoma	84 93
1	A	Missouri St.	67 69	153	N	Auburn	83 82
34	H	UNI	104 87	250	N	Maine	94 62
212	A	Northern Ill.	73 49	27	N	Purdue	47 67
10	A	Iowa	67 79	231	H	Western Ill.	94 75

Non-Div I Games: Waldorf 103 18

Drake

Loss, Non-Conf, S Site, H Home A Away N Neutral

Average RPI Win:	185	WON-LOST	WINNING	LAST 10	STRENGTH OF	OPP. STRENGTH	TEAM	ADJ.	CONF.	ADJ CONF.
Average RPI Loss:	92	RECORD	PCT. RANK	GAMES	SCHEDULE	OF SCHEDULE	RPI	RPI	RPI	RPI
DIV. I ONLY	10- 6	100	7-3	102	131	80	80	14	14	
DIV. I NON-CONF.	7- 5	130	4-2	47	83	68	68	13	13	
TOTALS	RPI 1-25	RPI 26-50	W-L RECORDS	RPI 51-100	RPI 101-150	RPI 150+				
10- 6	0- 1	0- 0	OVERALL	2- 3	2- 1	6- 1				
7- 1	0- 0	0- 0	HOME	2- 1	1- 0	4- 0				
3- 4	0- 1	0- 0	AWAY	0- 1	1- 1	2- 1				
0- 1	0- 0	0- 0	NEUTRAL	0- 1	0- 0	0- 0				
7- 5	0- 1	0- 0	NON-CONFERENCE	2- 3	2- 1	3- 0				
5- 1	0- 0	0- 0	HOME	2- 1	1- 0	2- 0				
2- 3	0- 1	0- 0	AWAY	0- 1	1- 1	1- 0				
0- 1	0- 0	0- 0	NEUTRAL	0- 1	0- 0	0- 0				
3- 1	0- 0	0- 0	CONFERENCE	0- 0	0- 0	3- 1				
2- 0	0- 0	0- 0	HOME	0- 0	0- 0	2- 0				
1- 1	0- 0	0- 0	AWAY	0- 0	0- 0	1- 1				
0- 0	0- 0	0- 0	NEUTRAL	0- 0	0- 0	0- 0				

RPI 1-25				RPI 26-50				RPI 51-100 Team's RPI: 80				RPI 101+			
RPI	S	Opponent	Score	RPI	S	Opponent	Score	RPI	S	Opponent	Score	RPI	S	Opponent	Score
11	A	DePaul	57 81					64	H	Pacific	51 58	108	A	Penn	49 53
								65	A	Bucknell	49 60	126	H	Richmond	58 52
								79	N	Buffalo	59 63	146	A	Saint Joseph's	62 52
								88	H	Villanova	54 52	177	H	Northeastern	50 41
								98	H	Davidson	74 63	206	A	Quinnipiac	66 62
												209	H	La Salle	69 31
												225	A	UNCW	73 72
												227	A	Col. of Charleston	59 73
												250	H	Maine	70 57
												323	H	Hofstra	74 54
LAST 10 Division I															
323	H	Hofstra	74 54	108	A	Penn	49 53								
177	H	Northeastern	50 41	209	H	La Salle	69 31								
225	A	UNCW	73 72	65	A	Bucknell	49 60								
227	A	Col. of Charleston	59 73	88	H	Villanova	54 52								
250	H	Maine	70 57	146	A	Saint Joseph's	62 52								

Non-Div I Games:

Drexel

■ Loss,
■ Non-Conf, S Site,
■ Home
■ Away
N Neutral

Average RPI Win:	147	WON-LOST	WINNING	LAST 10	STRENGTH OF	OPP. STRENGTH	TEAM	ADJ.	CONF.	ADJ CONF.
Average RPI Loss:	27	RECORD	PCT. RANK	GAMES	SCHEDULE	OF SCHEDULE	RPI	RPI	RPI	RPI
DIV. I ONLY	8- 8	168	4-6	3	58	41	41	3	3	
DIV. I NON-CONF.	6- 5	151	2-3	2	156	25	25	3	3	
TOTALS	RPI 1-25	RPI 26-50	W-L RECORDS	RPI 51-100	RPI 101-150	RPI 150+				
8- 8	0- 4	1- 2	OVERALL	3- 2	1- 0	3- 0				
7- 2	0- 1	1- 0	HOME	3- 1	1- 0	2- 0				
1- 6	0- 3	0- 2	AWAY	0- 1	0- 0	1- 0				
0- 0	0- 0	0- 0	NEUTRAL	0- 0	0- 0	0- 0				
6- 5	0- 3	0- 1	NON-CONFERENCE	2- 1	1- 0	3- 0				
5- 1	0- 1	0- 0	HOME	2- 0	1- 0	2- 0				
1- 4	0- 2	0- 1	AWAY	0- 1	0- 0	1- 0				
0- 0	0- 0	0- 0	NEUTRAL	0- 0	0- 0	0- 0				
2- 3	0- 1	1- 1	CONFERENCE	1- 1	0- 0	0- 0				
2- 1	0- 0	1- 0	HOME	1- 1	0- 0	0- 0				
0- 2	0- 1	0- 1	AWAY	0- 0	0- 0	0- 0				
0- 0	0- 0	0- 0	NEUTRAL	0- 0	0- 0	0- 0				

RPI 1-25				RPI 26-50				Team's RPI: 41	RPI 51-100				RPI 101+			
RPI	S	Opponent	Score	RPI	S	Opponent	Score		RPI	S	Opponent	Score	RPI	S	Opponent	Score
2	A	South Carolina	46 89	26	A	Virginia	63 66		54	A	Nebraska	79 83	108	H	Penn	66 50
3	A	Louisville	55 60	36	A	FGCU	56 78		58	H	Wake Forest	58 60	201	A	UNLV	57 45
15	H	Northwestern	42 63	38	H	Virginia Tech	72 67		71	H	Troy	99 85	269	H	High Point	93 57
19	A	Texas A&M	58 79						98	H	Davidson	82 52	291	H	Idaho St.	85 66
									100	H	Boston College	85 73				
LAST 10 Division I																
38	H	Virginia Tech	72 67	2	A	South Carolina	46 89									
26	A	Virginia	63 66	100	H	Boston College	85 73									
3	A	Louisville	55 60	54	A	Nebraska	79 83									
58	H	Wake Forest	58 60	108	H	Penn	66 50									
36	A	FGCU	56 78	98	H	Davidson	82 52									

Non-Div I Games:

Duke

■ Loss,
■ Non-Conf,
■ S Site,
■ H Home
■ A Away
N Neutral

Average RPI Win:	222	WON-LOST	WINNING	LAST 10	STRENGTH OF	OPP. STRENGTH	TEAM	ADJ.	CONF.	ADJ CONF.
Average RPI Loss:	95	RECORD	PCT. RANK	GAMES	SCHEDULE	OF SCHEDULE	RPI	RPI	RPI	RPI
DIV. I ONLY	11- 5	73	7-3	231	129	111	111	12	12	
DIV. I NON-CONF.	10- 3	60	6-1	256	130	87	87	12	12	
TOTALS	RPI 1-25	RPI 26-50	W-L RECORDS	RPI 51-100	RPI 101-150	RPI 150+				
11- 5	0- 0	0- 1	OVERALL	0- 1	1- 3	10- 0				
5- 2	0- 0	0- 0	HOME	0- 0	0- 2	5- 0				
6- 3	0- 0	0- 1	AWAY	0- 1	1- 1	5- 0				
0- 0	0- 0	0- 0	NEUTRAL	0- 0	0- 0	0- 0				
10- 3	0- 0	0- 1	NON-CONFERENCE	0- 1	1- 1	9- 0				
4- 1	0- 0	0- 0	HOME	0- 0	0- 1	4- 0				
6- 2	0- 0	0- 1	AWAY	0- 1	1- 0	5- 0				
0- 0	0- 0	0- 0	NEUTRAL	0- 0	0- 0	0- 0				
1- 2	0- 0	0- 0	CONFERENCE	0- 0	0- 2	1- 0				
1- 1	0- 0	0- 0	HOME	0- 0	0- 1	1- 0				
0- 1	0- 0	0- 0	AWAY	0- 0	0- 1	0- 0				
0- 0	0- 0	0- 0	NEUTRAL	0- 0	0- 0	0- 0				

RPI 1-25				RPI 26-50				RPI 51-100				RPI 101+				Team's RPI: 111	
RPI	S	Opponent	Score	RPI	S	Opponent	Score	RPI	S	Opponent	Score	RPI	S	Opponent	Score		
				45	A	Oklahoma St.	41 84	52	A	Temple	72 85	120	H	Massachusetts	77 81		
												123	H	Kent St.	75 77		
												134	A	George Washington	60 65		
												139	A	Cornell	72 62		
												156	A	Iona	76 74		
												166	A	Akron	88 63		
												175	H	Toledo	79 74		
												209	H	La Salle	82 56		
												222	H	Saint Francis (PA)	72 69		
												234	A	Manhattan	76 65		
												255	A	Lafayette	73 65		
												257	H	Kennesaw St.	75 72		
												293	A	Pittsburgh	81 62		
												338	H	Central Conn. St.	72 33		
LAST 10 Division I																	
				209	H	La Salle	82 56	222	H	Saint Francis (PA)	72 69						
				134	A	George Washington	60 65	139	A	Cornell	72 62						
				120	H	Massachusetts	77 81	175	H	Toledo	79 74						
				45	A	Oklahoma St.	41 84	166	A	Akron	88 63						
				257	H	Kennesaw St.	75 72	338	H	Central Conn. St.	72 33						

Non-Div I Games:

Duquesne

■ Loss,
 ■ Non-Conf,
 ■ S Site,
 ■ H Home
 ■ A Away
 N Neutral

Average RPI Win:	206	WON-LOST	WINNING	LAST 10	STRENGTH OF	OPP. STRENGTH	TEAM	ADJ.	CONF.	ADJ CONF.
Average RPI Loss:	139	RECORD	PCT. RANK	GAMES	SCHEDULE	OF SCHEDULE	RPI	RPI	RPI	RPI
DIV. I ONLY	5- 11	262	4-6	87	270	211	211	22	22	
DIV. I NON-CONF.	4- 10	259	3-5	64	284	207	207	20	20	
TOTALS	RPI 1-25	RPI 26-50	W-L RECORDS	RPI 51-100	RPI 101-150	RPI 150+				
5- 11	0- 0	0- 1	OVERALL	2- 4	0- 2	3- 4				
2- 5	0- 0	0- 0	HOME	1- 2	0- 0	1- 3				
3- 6	0- 0	0- 1	AWAY	1- 2	0- 2	2- 1				
0- 0	0- 0	0- 0	NEUTRAL	0- 0	0- 0	0- 0				
4- 10	0- 0	0- 1	NON-CONFERENCE	2- 4	0- 1	2- 4				
2- 5	0- 0	0- 0	HOME	1- 2	0- 0	1- 3				
2- 5	0- 0	0- 1	AWAY	1- 2	0- 1	1- 1				
0- 0	0- 0	0- 0	NEUTRAL	0- 0	0- 0	0- 0				
1- 1	0- 0	0- 0	CONFERENCE	0- 0	0- 1	1- 0				
0- 0	0- 0	0- 0	HOME	0- 0	0- 0	0- 0				
1- 1	0- 0	0- 0	AWAY	0- 0	0- 1	1- 0				
0- 0	0- 0	0- 0	NEUTRAL	0- 0	0- 0	0- 0				

RPI S	Opponent	Score	RPI S	Opponent	Score	RPI S	Opponent	Score	RPI S	Opponent	Score	Team's RPI: 211
29	A Georgia Tech	48 87	58	H Wake Forest	67 60	104	A UNC Greensboro	47 63	139	A Cornell	43 71	
			71	A Troy	61 79	157	H Cleveland St.	54 62	191	H UNC Asheville	54 72	
			82	H Tennessee	68 72	269	A High Point	62 80	271	A Appalachian St.	67 61	
			93	A Liberty	63 62	276	H South Alabama	65 60	289	H Radford	43 67	
			95	A N.C. A&T	69 80	333	A Western Caro.	62 57				
			98	H Davidson	60 75							
LAST 10 Division I												
333	A Western Caro.	62 57	71	A Troy	61 79							
104	A UNC Greensboro	47 63	157	H Cleveland St.	54 62							
139	A Cornell	43 71	58	H Wake Forest	67 60							
276	H South Alabama	65 60	98	H Davidson	60 75							
29	A Georgia Tech	48 87	271	A Appalachian St.	67 61							

Non-Div I Games: Converse 73 35

ETSU

■ Loss,
 ■ Non-Conf,
 ■ S Site,
 ■ H Home
 ■ A Away
 N Neutral

Early Season				Through Games Of Jan. 17, 1910						
Average RPI Win:	292	WON-LOST	WINNING	LAST 10	STRENGTH OF	OPP. STRENGTH	TEAM	ADJ.	CONF.	ADJ CONF.
Average RPI Loss:	104	RECORD	PCT. RANK	GAMES	SCHEDULE	OF SCHEDULE	RPI	RPI	RPI	RPI
DIV. I ONLY	3- 13	316	1-9	89	122	256	256	9	9	
DIV. I NON-CONF.	3- 10	282	1-6	87	135	240	240	8	8	

TOTALS	RPI 1-25		RPI 26-50	W-L RECORDS	RPI 51-100	RPI 101-150		RPI 150+		
3- 13	0- 1		0- 2	OVERALL	0- 4	0- 4		3- 2		
2- 6	0- 0		0- 2	HOME	0- 0	0- 2		2- 2		
1- 5	0- 0		0- 0	AWAY	0- 4	0- 1		1- 0		
0- 2	0- 1		0- 0	NEUTRAL	0- 0	0- 1		0- 0		
3- 10	0- 1		0- 2	NON-CONFERENCE	0- 3	0- 3		3- 1		
2- 4	0- 0		0- 2	HOME	0- 0	0- 1		2- 1		
1- 4	0- 0		0- 0	AWAY	0- 3	0- 1		1- 0		
0- 2	0- 1		0- 0	NEUTRAL	0- 0	0- 1		0- 0		
0- 3	0- 0		0- 0	CONFERENCE	0- 1	0- 1		0- 1		
0- 2	0- 0		0- 0	HOME	0- 0	0- 1		0- 1		
0- 1	0- 0		0- 0	AWAY	0- 1	0- 0		0- 0		
0- 0	0- 0		0- 0	NEUTRAL	0- 0	0- 0		0- 0		

RPI 1-25			
RPI	S	Opponent	Score
15	N	Northwestern	45 64
RPI 26-50			
RPI	S	Opponent	Score
48	H	Middle Tenn.	66 68
50	H	Charlotte	47 59
RPI 51-100			
RPI	S	Opponent	Score
58	A	Wake Forest	53 76
63	A	UCF	55 91
72	A	Georgia	50 67
93	A	Liberty	66 81
RPI 101+			
RPI	S	Opponent	Score
113	N	Dayton	68 94
137	A	VCU	40 53
147	H	Wichita St.	53 61
149	H	William & Mary	68 78
194	H	SMU	47 55
217	H	Howard	51 67
239	A	Longwood	64 61
300	H	UMES	57 42
337	H	USC Upstate	69 48
Team's RPI: 256			
LAST 10 Division I			
147	H	Wichita St.	53 61
194	H	SMU	47 55
63	A	UCF	55 91
72	A	Georgia	50 67
113	N	Dayton	68 94
15	N	Northwestern	45 64
217	H	Howard	51 67
93	A	Liberty	66 81
58	A	Wake Forest	53 76
239	A	Longwood	64 61

Non-Div I Games:

East Carolina

Loss, Non-Conf, S Site, H Home A Away N Neutral

Average RPI Win:	283	WON-LOST	WINNING	LAST 10	STRENGTH OF	OPP. STRENGTH	TEAM	ADJ.	CONF.	ADJ CONF.
Average RPI Loss:	163	RECORD	PCT. RANK	GAMES	SCHEDULE	OF SCHEDULE	RPI	RPI	RPI	RPI
DIV. I ONLY	8- 6	134	6-4	348	161	245	245	21	21	
DIV. I NON-CONF.	5- 5	163	3-3	341	196	288	288	23	23	
TOTALS	RPI 1-25	RPI 26-50	W-L RECORDS	RPI 51-100	RPI 101-150	RPI 150+				
8- 6	0- 0	0- 0	OVERALL	0- 1	0- 2	8- 3				
1- 3	0- 0	0- 0	HOME	0- 0	0- 1	1- 2				
6- 3	0- 0	0- 0	AWAY	0- 1	0- 1	6- 1				
1- 0	0- 0	0- 0	NEUTRAL	0- 0	0- 0	1- 0				
5- 5	0- 0	0- 0	NON-CONFERENCE	0- 0	0- 2	5- 3				
1- 3	0- 0	0- 0	HOME	0- 0	0- 1	1- 2				
3- 2	0- 0	0- 0	AWAY	0- 0	0- 1	3- 1				
1- 0	0- 0	0- 0	NEUTRAL	0- 0	0- 0	1- 0				
3- 1	0- 0	0- 0	CONFERENCE	0- 1	0- 0	3- 0				
0- 0	0- 0	0- 0	HOME	0- 0	0- 0	0- 0				
3- 1	0- 0	0- 0	AWAY	0- 1	0- 0	3- 0				
0- 0	0- 0	0- 0	NEUTRAL	0- 0	0- 0	0- 0				

RPI 1-25			RPI 26-50			RPI 51-100			RPI 101+			Team's RPI: 245
RPI	S	Opponent	Score	RPI	S	Opponent	Score	RPI	S	Opponent	Score	
						89 A Belmont	45 69	112 A Wisconsin			55 63	
								117 H Loyola Chicago			51 67	
								173 H Valparaiso			66 78	
								212 A Northern Ill.			48 61	
								231 N Western Ill.			60 52	
								247 H Omaha			65 52	
								248 A Lipscomb			66 56	
								263 A Eastern Ky.			83 63	
								274 H Indiana St.			57 59	
								284 A Morehead St.			57 51	
								327 A Evansville			90 44	
								330 A UIC			80 45	
								334 A Tennessee St.			73 52	
LAST 10 Division I												
284 A Morehead St.			57 51	231 N Western Ill.			60 52					
263 A Eastern Ky.			83 63	212 A Northern Ill.			48 61					
89 A Belmont			45 69	247 H Omaha			65 52					
334 A Tennessee St.			73 52	248 A Lipscomb			66 56					
173 H Valparaiso			66 78	112 A Wisconsin			55 63					

Non-Div I Games: Lindenwood (MO) 88 66

Eastern Ill.

■ Loss,
 ■ Non-Conf,
 ■ S Site,
 ■ Home
 ■ A Away
 N Neutral

Average RPI Win:	248	WON-LOST	WINNING	LAST 10	STRENGTH OF	OPP. STRENGTH	TEAM	ADJ.	CONF.	ADJ CONF.
Average RPI Loss:	163	RECORD	PCT. RANK	GAMES	SCHEDULE	OF SCHEDULE	RPI	RPI	RPI	RPI
DIV. I ONLY	6- 8	211	4-6	270	268	263	263	21	21	
DIV. I NON-CONF.	5- 5	163	3-3	266	152	193	193	23	23	
TOTALS	RPI 1-25	RPI 26-50	W-L RECORDS	RPI 51-100	RPI 101-150	RPI 150+				
6- 8	0- 0	0- 0	OVERALL	0- 2	0- 1	6- 5				
3- 5	0- 0	0- 0	HOME	0- 0	0- 0	3- 5				
3- 3	0- 0	0- 0	AWAY	0- 2	0- 1	3- 0				
0- 0	0- 0	0- 0	NEUTRAL	0- 0	0- 0	0- 0				
5- 5	0- 0	0- 0	NON-CONFERENCE	0- 2	0- 1	5- 2				
2- 2	0- 0	0- 0	HOME	0- 0	0- 0	2- 2				
3- 3	0- 0	0- 0	AWAY	0- 2	0- 1	3- 0				
0- 0	0- 0	0- 0	NEUTRAL	0- 0	0- 0	0- 0				
1- 3	0- 0	0- 0	CONFERENCE	0- 0	0- 0	1- 3				
1- 3	0- 0	0- 0	HOME	0- 0	0- 0	1- 3				
0- 0	0- 0	0- 0	AWAY	0- 0	0- 0	0- 0				
0- 0	0- 0	0- 0	NEUTRAL	0- 0	0- 0	0- 0				

RPI 1-25				RPI 26-50				RPI 51-100				RPI 101+				Team's RPI: 263	
RPI	S	Opponent	Score	RPI	S	Opponent	Score	RPI	S	Opponent	Score	RPI	S	Opponent	Score		
								55	A	Vanderbilt	69	75	132	A	Butler	41	73
								61	A	IUPUI	42	72	160	H	Miami (OH)	57	75
													164	H	Tennessee Tech	42	60
													179	H	Youngstown St.	63	72
													180	A	Memphis	63	60
													216	H	Northern Ky.	69	62
													221	H	Chattanooga	71	65
													232	A	Xavier	56	55
													245	H	Eastern Ill.	63	83
													311	H	Jacksonville St.	33	43
													317	H	SIUE	49	46
													319	A	Mercer	61	60
LAST 10 Division I																	
				317	H	SIUE	49	46	55	A	Vanderbilt	69	75				
				245	H	Eastern Ill.	63	83	232	A	Xavier	56	55				
				311	H	Jacksonville St.	33	43	179	H	Youngstown St.	63	72				
				164	H	Tennessee Tech	42	60	221	H	Chattanooga	71	65				
				61	A	IUPUI	42	72	319	A	Mercer	61	60				

Non-Div I Games: Alice Lloyd 102 65

Eastern Ky.

Average RPI Win:	248	WON-LOST	WINNING	LAST 10	STRENGTH OF	OPP. STRENGTH	TEAM	ADJ.	CONF.	ADJ CONF.
Average RPI Loss:	117	RECORD	PCT. RANK	GAMES	SCHEDULE	OF SCHEDULE	RPI	RPI	RPI	RPI
DIV. I ONLY	6- 7	200	5-5	208	203	186	186	10	10	
DIV. I NON-CONF.	4- 6	212	3-4	255	254	243	243	10	10	
TOTALS	RPI 1-25	RPI 26-50	W-L RECORDS	RPI 51-100	RPI 101-150	RPI 150+				
6- 7	0- 0	0- 0	OVERALL	0- 4	1- 1	5- 2				
3- 2	0- 0	0- 0	HOME	0- 2	0- 0	3- 0				
3- 5	0- 0	0- 0	AWAY	0- 2	1- 1	2- 2				
0- 0	0- 0	0- 0	NEUTRAL	0- 0	0- 0	0- 0				
4- 6	0- 0	0- 0	NON-CONFERENCE	0- 3	0- 1	4- 2				
2- 2	0- 0	0- 0	HOME	0- 2	0- 0	2- 0				
2- 4	0- 0	0- 0	AWAY	0- 1	0- 1	2- 2				
0- 0	0- 0	0- 0	NEUTRAL	0- 0	0- 0	0- 0				
2- 1	0- 0	0- 0	CONFERENCE	0- 1	1- 0	1- 0				
1- 0	0- 0	0- 0	HOME	0- 0	0- 0	1- 0				
1- 1	0- 0	0- 0	AWAY	0- 1	1- 0	0- 0				
0- 0	0- 0	0- 0	NEUTRAL	0- 0	0- 0	0- 0				

RPI 1-25			RPI 26-50			RPI 51-100			RPI 101+			Team's RPI: 186
RPI	S	Opponent	Score	RPI	S	Opponent	Score	RPI	S	Opponent	Score	
						59	H Michigan	38	57	123	A Kent St.	74 69
						66	A Ball St.	54	59	147	A Wichita St.	52 63
						92	H Southern Ill.	54	85	178	A Binghamton	67 78
						96	A Michigan St.	50	85	179	A Youngstown St.	77 79
										190	H Southeast Mo. St.	69 64
										200	H Bowling Green	78 61
										320	H Purdue Fort Wayne	64 40
										326	A Detroit Mercy	84 70
										330	A UIC	68 59
LAST 10 Division I												
						66	A Ball St.	54	59	320	H Purdue Fort Wayne	64 40
						123	A Kent St.	74	69	147	A Wichita St.	52 63
						200	H Bowling Green	78	61	178	A Binghamton	67 78
						326	A Detroit Mercy	84	70	59	H Michigan	38 57
						330	A UIC	68	59	92	H Southern Ill.	54 85

Non-Div I Games: Olivet 95 38

Eastern Mich.

Average RPI Win:	297	WON-LOST	WINNING	LAST 10	STRENGTH OF	OPP. STRENGTH	TEAM	ADJ.	CONF.	ADJ CONF.
Average RPI Loss:	150	RECORD	PCT. RANK	GAMES	SCHEDULE	OF SCHEDULE	RPI	RPI	RPI	RPI
DIV. I ONLY	1- 11	336	1-9	63	246	290	290	20	20	
DIV. I NON-CONF.	0- 8	338	0-6	7	202	239	239	17	17	

TOTALS	RPI 1-25	RPI 26-50	W-L RECORDS	RPI 51-100	RPI 101-150	RPI 150+				
1- 11	0- 2	0- 0	OVERALL	0- 1	0- 2	1- 6				
1- 3	0- 0	0- 0	HOME	0- 1	0- 0	1- 2				
0- 7	0- 2	0- 0	AWAY	0- 0	0- 1	0- 4				
0- 1	0- 0	0- 0	NEUTRAL	0- 0	0- 1	0- 0				
0- 8	0- 2	0- 0	NON-CONFERENCE	0- 1	0- 2	0- 3				
0- 2	0- 0	0- 0	HOME	0- 1	0- 0	0- 1				
0- 5	0- 2	0- 0	AWAY	0- 0	0- 1	0- 2				
0- 1	0- 0	0- 0	NEUTRAL	0- 0	0- 1	0- 0				
1- 3	0- 0	0- 0	CONFERENCE	0- 0	0- 0	1- 3				
1- 1	0- 0	0- 0	HOME	0- 0	0- 0	1- 1				
0- 2	0- 0	0- 0	AWAY	0- 0	0- 0	0- 2				
0- 0	0- 0	0- 0	NEUTRAL	0- 0	0- 0	0- 0				

RPI 1-25				RPI 26-50				RPI 51-100				RPI 101+ Team's RPI: 290			
RPI	S	Opponent	Score	RPI	S	Opponent	Score	RPI	S	Opponent	Score	RPI	S	Opponent	Score
7	A	Gonzaga	44 84					94	H	Boise St.	61 63	106	N	Bradley	46 66
8	A	Stanford	27 92									136	A	Utah	49 87
												159	A	Montana	54 92
												174	A	San Jose St.	66 84
												208	A	Portland St.	58 75
												230	H	Pepperdine	52 53
												237	A	UMKC	55 66
												291	H	Idaho St.	47 67
												297	H	Weber St.	63 53

LAST 10 Division I															
159	A	Montana	54 92	237	A	UMKC	55 66								
208	A	Portland St.	58 75	94	H	Boise St.	61 63								
291	H	Idaho St.	47 67	230	H	Pepperdine	52 53								
297	H	Weber St.	63 53	7	A	Gonzaga	44 84								
106	N	Bradley	46 66	136	A	Utah	49 87								

Non-Div I Games: Northwest Chrst. 81 62

Eastern Wash.

■ Loss,
 ■ Non-Conf, S Site,
 ■ Home
 ■ Away
 N Neutral

Average RPI Win:	227	WON-LOST	WINNING	LAST 10	STRENGTH OF	OPP. STRENGTH	TEAM	ADJ.	CONF.	ADJ CONF.
Average RPI Loss:	61	RECORD	PCT. RANK	GAMES	SCHEDULE	OF SCHEDULE	RPI	RPI	RPI	RPI
DIV. I ONLY	7- 7	168	5-5	41	186	87	87	14	14	
DIV. I NON-CONF.	4- 6	212	2-4	28	221	112	112	13	13	
TOTALS	RPI 1-25	RPI 26-50	W-L RECORDS	RPI 51-100	RPI 101-150	RPI 150+				
7- 7	0- 1	0- 1	OVERALL	0- 4	1- 1	6- 0				
4- 1	0- 0	0- 0	HOME	0- 1	0- 0	4- 0				
3- 4	0- 1	0- 1	AWAY	0- 2	1- 0	2- 0				
0- 2	0- 0	0- 0	NEUTRAL	0- 1	0- 1	0- 0				
4- 6	0- 1	0- 0	NON-CONFERENCE	0- 4	1- 1	3- 0				
2- 1	0- 0	0- 0	HOME	0- 1	0- 0	2- 0				
2- 3	0- 1	0- 0	AWAY	0- 2	1- 0	1- 0				
0- 2	0- 0	0- 0	NEUTRAL	0- 1	0- 1	0- 0				
3- 1	0- 0	0- 1	CONFERENCE	0- 0	0- 0	3- 0				
2- 0	0- 0	0- 0	HOME	0- 0	0- 0	2- 0				
1- 1	0- 0	0- 1	AWAY	0- 0	0- 0	1- 0				
0- 0	0- 0	0- 0	NEUTRAL	0- 0	0- 0	0- 0				

RPI 1-25				RPI 26-50				RPI 51-100				Team's RPI: 87	RPI 101+			
RPI	S	Opponent	Score	RPI	S	Opponent	Score	RPI	S	Opponent	Score		RPI	S	Opponent	Score
21	A	NC State	49 62	43	A	James Madison	48 61	58	H	Wake Forest	57 69		109	N	Coastal Caro.	65 76
								61	N	IUPUI	53 59		125	A	Furman	87 76
								68	A	North Carolina	46 76		201	A	UNLV	50 44
								69	A	Marist	55 63		204	A	Towson	74 61
													225	H	UNCW	77 53
													227	H	Col. of Charleston	90 48
													271	H	Appalachian St.	67 66
													333	H	Western Caro.	68 24
LAST 10 Division I																
				225	H	UNCW	77 53					109	N	Coastal Caro.	65 76	
				227	H	Col. of Charleston	90 48					21	A	NC State	49 62	
				43	A	James Madison	48 61					61	N	IUPUI	53 59	
				204	A	Towson	74 61					201	A	UNLV	50 44	
				125	A	Furman	87 76					58	H	Wake Forest	57 69	

Non-Div I Games: Newberry 73 53

Elon

Average RPI Win:	313	WON-LOST	WINNING	LAST 10	STRENGTH OF	OPP. STRENGTH	TEAM	ADJ.	CONF.	ADJ CONF.
Average RPI Loss:	183	RECORD	PCT. RANK	GAMES	SCHEDULE	OF SCHEDULE	RPI	RPI	RPI	RPI
DIV. I ONLY	2- 12	325	2-8	198	345	327	327	7	7	
DIV. I NON-CONF.	2- 8	295	2-4	326	343	343	343	7	7	
TOTALS	RPI 1-25	RPI 26-50	W-L RECORDS	RPI 51-100	RPI 101-150	RPI 150+				
2- 12	0- 0	0- 0	OVERALL	0- 1	0- 4	2- 7				
2- 4	0- 0	0- 0	HOME	0- 0	0- 1	2- 3				
0- 8	0- 0	0- 0	AWAY	0- 1	0- 3	0- 4				
0- 0	0- 0	0- 0	NEUTRAL	0- 0	0- 0	0- 0				
2- 8	0- 0	0- 0	NON-CONFERENCE	0- 0	0- 2	2- 6				
2- 2	0- 0	0- 0	HOME	0- 0	0- 0	2- 2				
0- 6	0- 0	0- 0	AWAY	0- 0	0- 2	0- 4				
0- 0	0- 0	0- 0	NEUTRAL	0- 0	0- 0	0- 0				
0- 4	0- 0	0- 0	CONFERENCE	0- 1	0- 2	0- 1				
0- 2	0- 0	0- 0	HOME	0- 0	0- 1	0- 1				
0- 2	0- 0	0- 0	AWAY	0- 1	0- 1	0- 0				
0- 0	0- 0	0- 0	NEUTRAL	0- 0	0- 0	0- 0				

RPI S	Opponent	Score	RPI S	Opponent	Score	RPI S	Opponent	Score	RPI S	Opponent	Score	Team's RPI: 327
						83	A Illinois St.	58 81	106	A Bradley	51 82	
									117	H Loyola Chicago	61 71	
									127	A Illinois	44 59	
									141	A Austin Peay	64 80	
									160	A Miami (OH)	64 72	
									173	H Valparaiso	66 88	
									190	A Southeast Mo. St.	60 83	
									214	H Murray St.	59 61	
									245	H Eastern Ill.	44 90	
									277	H Marshall	66 62	
									317	A SIUE	74 85	
									320	A Purdue Fort Wayne	64 67	
									348	H Chicago St.	76 42	
LAST 10 Division I												
173	H Valparaiso	66 88	348	H Chicago St.	76 42							
117	H Loyola Chicago	61 71	127	A Illinois	44 59							
83	A Illinois St.	58 81	320	A Purdue Fort Wayne	64 67							
106	A Bradley	51 82	214	H Murray St.	59 61							
160	A Miami (OH)	64 72	277	H Marshall	66 62							

Non-Div I Games: Brescia 77 61

Evansville

Average RPI Win:	155	WON-LOST	WINNING	LAST 10	STRENGTH OF	OPP. STRENGTH	TEAM	ADJ.	CONF.	ADJ CONF.
Average RPI Loss:	28	RECORD	PCT. RANK	GAMES	SCHEDULE	OF SCHEDULE	RPI	RPI	RPI	RPI
DIV. I ONLY	13- 2	21	9-1	142	32	36	36	15	15	
DIV. I NON-CONF.	10- 2	31	6-1	92	22	27	27	14	14	
TOTALS	RPI 1-25	RPI 26-50	W-L RECORDS	RPI 51-100	RPI 101-150	RPI 150+				
13- 2	0- 1	1- 1	OVERALL	5- 0	2- 0	5- 0				
5- 1	0- 0	1- 1	HOME	2- 0	0- 0	2- 0				
4- 1	0- 1	0- 0	AWAY	1- 0	1- 0	2- 0				
4- 0	0- 0	0- 0	NEUTRAL	2- 0	1- 0	1- 0				
10- 2	0- 1	1- 1	NON-CONFERENCE	4- 0	2- 0	3- 0				
3- 1	0- 0	1- 1	HOME	1- 0	0- 0	1- 0				
3- 1	0- 1	0- 0	AWAY	1- 0	1- 0	1- 0				
4- 0	0- 0	0- 0	NEUTRAL	2- 0	1- 0	1- 0				
3- 0	0- 0	0- 0	CONFERENCE	1- 0	0- 0	2- 0				
2- 0	0- 0	0- 0	HOME	1- 0	0- 0	1- 0				
1- 0	0- 0	0- 0	AWAY	0- 0	0- 0	1- 0				
0- 0	0- 0	0- 0	NEUTRAL	0- 0	0- 0	0- 0				

RPI 1-25				RPI 26-50				Team's RPI: 36				RPI 51-100				RPI 101+			
RPI	S	Opponent	Score	RPI	S	Opponent	Score	RPI	S	Opponent	Score	RPI	S	Opponent	Score	RPI	S	Opponent	Score
20	A	Princeton	53 67	35	H	LSU	63 74	52	A	Temple	93 67	124	N	Notre Dame	69 60				
				41	H	Duke	78 56	63	H	UCF	72 50	135	A	Houston	57 45				
								77	N	South Fla.	81 77	222	N	Saint Francis (PA)	97 64				
								90	N	South Dakota St.	71 70	224	A	Stetson	89 47				
								93	H	Liberty	64 57	248	H	Lipscomb	82 56				
												310	A	FIU	100 54				
												338	H	Central Conn. St.	94 60				
LAST 10 Division I																			
224	A	Stetson	89 47	35	H	LSU	63 74	338	H	Central Conn. St.	94 60	135	A	Houston	57 45				
93	H	Liberty	64 57	41	H	Duke	78 56	90	N	South Dakota St.	71 70	248	H	Lipscomb	82 56				
248	H	Lipscomb	82 56	52	A	Temple	93 67	77	N	South Fla.	81 77								

Non-Div I Games: Webber Int'l 99 48 Fla. Memorial 91 47 Johnson & Wales (FL89 56

FGCU

Loss, Non-Conf, S Site, H Home A Away N Neutral

Average RPI Win:	307	WON-LOST	WINNING	LAST 10	STRENGTH OF	OPP. STRENGTH	TEAM	ADJ.	CONF.	ADJ CONF.
Average RPI Loss:	182	RECORD	PCT. RANK	GAMES	SCHEDULE	OF SCHEDULE	RPI	RPI	RPI	RPI
DIV. I ONLY	4- 11	283	3-7	265	317	310	310	13	13	
DIV. I NON-CONF.	3- 8	268	2-4	274	325	314	314	15	15	
TOTALS	RPI 1-25	RPI 26-50	W-L RECORDS	RPI 51-100	RPI 101-150	RPI 150+				
4- 11	0- 0	0- 1	OVERALL	0- 1	0- 2	4- 7				
2- 8	0- 0	0- 1	HOME	0- 1	0- 2	2- 4				
2- 3	0- 0	0- 0	AWAY	0- 0	0- 0	2- 3				
0- 0	0- 0	0- 0	NEUTRAL	0- 0	0- 0	0- 0				
3- 8	0- 0	0- 1	NON-CONFERENCE	0- 1	0- 1	3- 5				
1- 7	0- 0	0- 1	HOME	0- 1	0- 1	1- 4				
2- 1	0- 0	0- 0	AWAY	0- 0	0- 0	2- 1				
0- 0	0- 0	0- 0	NEUTRAL	0- 0	0- 0	0- 0				
1- 3	0- 0	0- 0	CONFERENCE	0- 0	0- 1	1- 2				
1- 1	0- 0	0- 0	HOME	0- 0	0- 1	1- 0				
0- 2	0- 0	0- 0	AWAY	0- 0	0- 0	0- 2				
0- 0	0- 0	0- 0	NEUTRAL	0- 0	0- 0	0- 0				

RPI S	Opponent	Score	RPI S	Opponent	Score	RPI S	Opponent	Score	RPI S	Opponent	Score	Team's RPI: 310
36	H FGCU	54 100	74	H North Florida	49 64	138	H Rice	47 68	141	H Austin Peay	56 58	
						176	H Bethune-Cookman	60 65	202	A UTEP	34 64	
						215	A Jacksonville	52 77	216	H Northern Ky.	45 67	
						246	H Brown	57 72	266	H North Texas	58 56	
						267	H Oakland	49 58	296	A UTSA	45 60	
						315	A N.C. Central	59 58	322	H Grambling	56 55	
						324	A Georgia St.	70 63				
LAST 10 Division I												
138	H Rice	47 68	141	H Austin Peay	56 58							
266	H North Texas	58 56	322	H Grambling	56 55							
296	A UTSA	45 60	215	A Jacksonville	52 77							
202	A UTEP	34 64	315	A N.C. Central	59 58							
246	H Brown	57 72	216	H Northern Ky.	45 67							

Non-Div I Games:

FIU

Fairfield

Through Games Of Jan. 12, 2020

Average RPI Win:	309	WON-LOST	WINNING	LAST 10	STRENGTH OF	OPP. STRENGTH	TEAM	ADJ.	CONF.	ADJ CONF.
Average RPI Loss:	130	RECORD	PCT. RANK	GAMES	SCHEDULE	OF SCHEDULE	RPI	RPI	RPI	RPI
DIV. I ONLY	6- 6	168	6-4	326	238	259	259	24	24	
DIV. I NON-CONF.	3- 6	235	3-4	289	190	298	298	24	24	
TOTALS	RPI 1-25	RPI 26-50	W-L RECORDS	RPI 51-100	RPI 101-150	RPI 150+				
6- 6	0- 0	0- 0	OVERALL	0- 3	0- 0	6- 3				
4- 2	0- 0	0- 0	HOME	0- 0	0- 0	4- 2				
2- 4	0- 0	0- 0	AWAY	0- 3	0- 0	2- 1				
0- 0	0- 0	0- 0	NEUTRAL	0- 0	0- 0	0- 0				
3- 6	0- 0	0- 0	NON-CONFERENCE	0- 3	0- 0	3- 3				
2- 2	0- 0	0- 0	HOME	0- 0	0- 0	2- 2				
1- 4	0- 0	0- 0	AWAY	0- 3	0- 0	1- 1				
0- 0	0- 0	0- 0	NEUTRAL	0- 0	0- 0	0- 0				
3- 0	0- 0	0- 0	CONFERENCE	0- 0	0- 0	3- 0				
2- 0	0- 0	0- 0	HOME	0- 0	0- 0	2- 0				
1- 0	0- 0	0- 0	AWAY	0- 0	0- 0	1- 0				
0- 0	0- 0	0- 0	NEUTRAL	0- 0	0- 0	0- 0				

RPI 1-25				RPI 26-50				RPI 51-100				RPI 101+				Team's RPI: 259	
RPI	S	Opponent	Score	RPI	S	Opponent	Score	RPI	S	Opponent	Score	RPI	S	Opponent	Score		
								52	A	Temple	59	77	168	H	Dartmouth	51	52
								56	A	St. John's (NY)	69	71	198	A	Rhode Island	41	74
								62	A	Seton Hall	44	74	246	H	Brown	44	58
													270	H	Navy	66	52
													279	H	Monmouth	49	38
													309	A	Siena	65	35
													323	H	Hofstra	73	64
													328	H	Saint Peter's	67	48
													345	A	LIU Brooklyn	53	51
LAST 10 Division I																	
				328	H	Saint Peter's	67	48	323	H	Hofstra	73	64				
				279	H	Monmouth	49	38	270	H	Navy	66	52				
				309	A	Siena	65	35	198	A	Rhode Island	41	74				
				246	H	Brown	44	58	168	H	Dartmouth	51	52				
				56	A	St. John's (NY)	69	71	345	A	LIU Brooklyn	53	51				

Non-Div I Games:

Fairfield

■ Loss,
 ■ Non-Conf,
 ■ S Site,
 ■ H Home
 ■ A Away
 N Neutral

Ralphie Robinson				Through Games Of Jan. 17, 1910						
Average RPI Win:	295	WON-LOST	WINNING	LAST 10	STRENGTH OF	OPP. STRENGTH	TEAM	ADJ.	CONF.	ADJ CONF.
Average RPI Loss:	263	RECORD	PCT. RANK	GAMES	SCHEDULE	OF SCHEDULE	RPI	RPI	RPI	RPI
DIV. I ONLY	5- 10	251	5-5	351	337	339	339	30	30	
DIV. I NON-CONF.	3- 8	268	3-3	342	336	338	338	30	30	
TOTALS	RPI 1-25	RPI 26-50	W-L RECORDS	RPI 51-100	RPI 101-150	RPI 150+				
5- 10	0- 0	0- 0	OVERALL	0- 0	0- 0	5- 10				
2- 5	0- 0	0- 0	HOME	0- 0	0- 0	2- 5				
3- 5	0- 0	0- 0	AWAY	0- 0	0- 0	3- 5				
0- 0	0- 0	0- 0	NEUTRAL	0- 0	0- 0	0- 0				
3- 8	0- 0	0- 0	NON-CONFERENCE	0- 0	0- 0	3- 8				
1- 4	0- 0	0- 0	HOME	0- 0	0- 0	1- 4				
2- 4	0- 0	0- 0	AWAY	0- 0	0- 0	2- 4				
0- 0	0- 0	0- 0	NEUTRAL	0- 0	0- 0	0- 0				
2- 2	0- 0	0- 0	CONFERENCE	0- 0	0- 0	2- 2				
1- 1	0- 0	0- 0	HOME	0- 0	0- 0	1- 1				
1- 1	0- 0	0- 0	AWAY	0- 0	0- 0	1- 1				
0- 0	0- 0	0- 0	NEUTRAL	0- 0	0- 0	0- 0				

RPI 1-25				RPI 26-50				RPI 51-100				RPI 101+				Team's RPI: 339	
RPI	S	Opponent	Score	RPI	S	Opponent	Score	RPI	S	Opponent	Score	RPI	S	Opponent	Score		
												178	H	Binghamton	48	60	
												217	A	Howard	56	64	
												222	H	Saint Francis (PA)	56	47	
												228	A	UMass Lowell	56	61	
												234	H	Manhattan	61	62	
												255	A	Lafayette	29	61	
												278	H	Loyola Maryland	46	75	
												280	H	Army West Point	68	70	
												293	A	Pittsburgh	60	69	
												298	A	St. Francis Brooklyn	62	57	
												309	H	Siena	67	58	
												316	A	NJIT	68	59	
												321	H	Bryant	45	57	
												328	A	Saint Peter's	77	71	
												345	A	LIU Brooklyn	63	68	
EAST 10 Division I																	
				345	A	LIU Brooklyn	63	68	328	A	Saint Peter's	77	71				
				222	H	Saint Francis (PA)	56	47	309	H	Siena	67	58				
				321	H	Bryant	45	57	316	A	NJIT	68	59				
				298	A	St. Francis Brooklyn	62	57	217	A	Howard	56	64				
				228	A	UMass Lowell	56	61	280	H	Army West Point	68	70				

Non-Div I Games:

Fairleigh Dickinson

■ Loss, ■ Non-Conf, S Site, H Home A Away N Neutral

Fla. Atlantic

Through Games Of Jan. 12, 2020

Average RPI Win:	249	WON-LOST	WINNING	LAST 10	STRENGTH OF	OPP. STRENGTH	TEAM	ADJ.	CONF.	ADJ CONF.
Average RPI Loss:	115	RECORD	PCT. RANK	GAMES	SCHEDULE	OF SCHEDULE	RPI	RPI	RPI	RPI
DIV. I ONLY	8- 7	156	5-5	202	173	184	184	13	13	
DIV. I NON-CONF.	6- 5	151	3-3	211	132	177	177	15	15	
TOTALS	RPI 1-25	RPI 26-50	W-L RECORDS	RPI 51-100	RPI 101-150	RPI 150+				
8- 7	0- 1	0- 0	OVERALL	0- 1	1- 4	7- 1				
5- 4	0- 0	0- 0	HOME	0- 1	0- 3	5- 0				
3- 3	0- 1	0- 0	AWAY	0- 0	1- 1	2- 1				
0- 0	0- 0	0- 0	NEUTRAL	0- 0	0- 0	0- 0				
6- 5	0- 1	0- 0	NON-CONFERENCE	0- 1	1- 3	5- 0				
4- 3	0- 0	0- 0	HOME	0- 1	0- 2	4- 0				
2- 2	0- 1	0- 0	AWAY	0- 0	1- 1	1- 0				
0- 0	0- 0	0- 0	NEUTRAL	0- 0	0- 0	0- 0				
2- 2	0- 0	0- 0	CONFERENCE	0- 0	0- 1	2- 1				
1- 1	0- 0	0- 0	HOME	0- 0	0- 1	1- 0				
1- 1	0- 0	0- 0	AWAY	0- 0	0- 0	1- 1				
0- 0	0- 0	0- 0	NEUTRAL	0- 0	0- 0	0- 0				

RPI 1-25				RPI 26-50				RPI 51-100				RPI 101+ Team's RPI: 184			
RPI	S	Opponent	Score	RPI	S	Opponent	Score	RPI	S	Opponent	Score	RPI	S	Opponent	Score
10	A	Iowa	53 85					60	H	Kansas	60 90	125	H	Furman	63 69
												126	A	Richmond	55 57
												138	H	Rice	69 78
												142	H	Harvard	51 65
												144	A	Western Mich.	80 79
												167	A	Hampton	64 63
												195	H	Little Rock	79 72
												202	A	UTEP	65 96
												266	H	North Texas	84 78
												278	H	Loyola Maryland	72 61
												296	A	UTSA	80 53
												309	H	Siena	83 39
												338	H	Central Conn. St.	72 54
LAST 10 Division I															
266	H	North Texas	84 78	125	H	Furman	63 69								
138	H	Rice	69 78	338	H	Central Conn. St.	72 54								
202	A	UTEP	65 96	60	H	Kansas	60 90								
296	A	UTSA	80 53	278	H	Loyola Maryland	72 61								
142	H	Harvard	51 65	144	A	Western Mich.	80 79								

Non-Div I Games:

Fla. Atlantic

Loss, Non-Conf, S Site, H Home A Away N Neutral

Florida

Through Games Of Jan. 12, 2020

Average RPI Win:	230	WON-LOST	WINNING	LAST 10	STRENGTH OF	OPP. STRENGTH	TEAM	ADJ.	CONF.	ADJ CONF.
Average RPI Loss:	29	RECORD	PCT. RANK	GAMES	SCHEDULE	OF SCHEDULE	RPI	RPI	RPI	RPI
DIV. I ONLY	11- 6	90	6-4	205	60	133	133	5	5	
DIV. I NON-CONF.	9- 4	84	4-2	311	95	190	190	5	5	
TOTALS	RPI 1-25	RPI 26-50	W-L RECORDS	RPI 51-100	RPI 101-150	RPI 150+				
11- 6	0- 4	0- 0	OVERALL	2- 2	1- 0	8- 0				
7- 3	0- 3	0- 0	HOME	2- 0	1- 0	4- 0				
3- 2	0- 1	0- 0	AWAY	0- 1	0- 0	3- 0				
1- 1	0- 0	0- 0	NEUTRAL	0- 1	0- 0	1- 0				
9- 4	0- 2	0- 0	NON-CONFERENCE	1- 2	1- 0	7- 0				
6- 2	0- 2	0- 0	HOME	1- 0	1- 0	4- 0				
2- 1	0- 0	0- 0	AWAY	0- 1	0- 0	2- 0				
1- 1	0- 0	0- 0	NEUTRAL	0- 1	0- 0	1- 0				
2- 2	0- 2	0- 0	CONFERENCE	1- 0	0- 0	1- 0				
1- 1	0- 1	0- 0	HOME	1- 0	0- 0	0- 0				
1- 1	0- 1	0- 0	AWAY	0- 0	0- 0	1- 0				
0- 0	0- 0	0- 0	NEUTRAL	0- 0	0- 0	0- 0				

RPI S	Opponent	Score	RPI S	Opponent	Score	RPI S	Opponent	Score	RPI S	Opponent	Score	Team's RPI: 133
9	H Indiana	49 73				55	H Vanderbilt	68 60	150	H Samford	84 48	
13	A Mississippi St.	47 93				58	N Wake Forest	68 73	153	A Auburn	83 63	
17	H Florida St.	55 66				60	A Kansas	66 76	232	N Xavier	67 64	
18	H Kentucky	45 65				98	H Davidson	55 50	239	H Longwood	71 54	
									303	H Presbyterian	60 46	
									307	A Prairie View	51 44	
									319	H Mercer	71 50	
									322	A Grambling	72 65	
									351	H Florida A&M	84 40	
LAST 10 Division I												
18	H Kentucky	45 65	58	N Wake Forest	68 73							
153	A Auburn	83 63	232	N Xavier	67 64							
55	H Vanderbilt	68 60	319	H Mercer	71 50							
13	A Mississippi St.	47 93	60	A Kansas	66 76							
98	H Davidson	55 50	307	A Prairie View	51 44							

Non-Div I Games:

Florida

Loss, Non-Conf, S Site, H Home A Away N Neutral

Average RPI Win:	0	WON-LOST	WINNING	LAST 10	STRENGTH OF	OPP. STRENGTH	TEAM	ADJ.	CONF.	ADJ CONF.
Average RPI Loss:	242	RECORD	PCT. RANK	GAMES	SCHEDULE	OF SCHEDULE	RPI	RPI	RPI	RPI
DIV. I ONLY	0- 12	345	0-10	324	351	351	351	29	29	
DIV. I NON-CONF.	0- 9	338	0-7	304	351	350	350	31	31	
TOTALS	RPI 1-25	RPI 26-50	W-L RECORDS	RPI 51-100	RPI 101-150	RPI 150+				
0- 12	0- 0	0- 1	OVERALL	0- 1	0- 1	0- 9				
0- 3	0- 0	0- 0	HOME	0- 0	0- 0	0- 3				
0- 9	0- 0	0- 1	AWAY	0- 1	0- 1	0- 6				
0- 0	0- 0	0- 0	NEUTRAL	0- 0	0- 0	0- 0				
0- 9	0- 0	0- 1	NON-CONFERENCE	0- 0	0- 1	0- 7				
0- 2	0- 0	0- 0	HOME	0- 0	0- 0	0- 2				
0- 7	0- 0	0- 1	AWAY	0- 0	0- 1	0- 5				
0- 0	0- 0	0- 0	NEUTRAL	0- 0	0- 0	0- 0				
0- 3	0- 0	0- 0	CONFERENCE	0- 1	0- 0	0- 2				
0- 1	0- 0	0- 0	HOME	0- 0	0- 0	0- 1				
0- 2	0- 0	0- 0	AWAY	0- 1	0- 0	0- 1				
0- 0	0- 0	0- 0	NEUTRAL	0- 0	0- 0	0- 0				

RPI S	Opponent	Score	RPI S	Opponent	Score	RPI S	Opponent	Score	RPI S	Opponent	Score	Team's RPI: 351
35	A LSU	45 73	95	A N.C. A&T	44 71	133	A Florida	40 84	207	A Texas Tech	60 98	
						215	H Jacksonville	54 88	275	H Alabama A&M	53 77	
						299	H Morgan St.	47 59	311	A Jacksonville St.	67 72	
						315	A N.C. Central	57 66	331	A Alcorn	42 58	
						337	A USC Upstate	61 74	350	A Mississippi Val.	70 71	
LAST 10 Division I												
299	H Morgan St.	47 59	215	H Jacksonville	54 88							
95	A N.C. A&T	44 71	331	A Alcorn	42 58							
315	A N.C. Central	57 66	350	A Mississippi Val.	70 71							
35	A LSU	45 73	133	A Florida	40 84							
275	H Alabama A&M	53 77	207	A Texas Tech	60 98							

Non-Div I Games: Johnson (FL) 102 40 Trinity Baptist 103 54

Florida A&M

■ Loss,
 ■ Non-Conf, S Site,
 ■ Home
 ■ Away
 N Neutral

Average RPI Win:	122	WON-LOST	WINNING	LAST 10	STRENGTH OF	OPP. STRENGTH	TEAM	ADJ.	CONF.	ADJ CONF.
Average RPI Loss:	50	RECORD	PCT. RANK	GAMES	SCHEDULE	OF SCHEDULE	RPI	RPI	RPI	RPI
DIV. I ONLY	15- 2	13	8-2	50	33	17	17	3	3	
DIV. I NON-CONF.	11- 0	1	4-0	105	74	12	12	3	3	
TOTALS	RPI 1-25	RPI 26-50	W-L RECORDS	RPI 51-100	RPI 101-150	RPI 150+				
15- 2	1- 0	3- 1	OVERALL	5- 1	2- 0	4- 0				
8- 1	0- 0	1- 1	HOME	4- 0	1- 0	2- 0				
5- 1	0- 0	2- 0	AWAY	0- 1	1- 0	2- 0				
2- 0	1- 0	0- 0	NEUTRAL	1- 0	0- 0	0- 0				
11- 0	1- 0	1- 0	NON-CONFERENCE	4- 0	2- 0	3- 0				
6- 0	0- 0	0- 0	HOME	3- 0	1- 0	2- 0				
3- 0	0- 0	1- 0	AWAY	0- 0	1- 0	1- 0				
2- 0	1- 0	0- 0	NEUTRAL	1- 0	0- 0	0- 0				
4- 2	0- 0	2- 1	CONFERENCE	1- 1	0- 0	1- 0				
2- 1	0- 0	1- 1	HOME	1- 0	0- 0	0- 0				
2- 1	0- 0	1- 0	AWAY	0- 1	0- 0	1- 0				
0- 0	0- 0	0- 0	NEUTRAL	0- 0	0- 0	0- 0				

RPI 1-25				RPI 26-50				RPI 51-100				RPI 101+			
RPI	S	Opponent	Score	RPI	S	Opponent	Score	RPI	S	Opponent	Score	RPI	S	Opponent	Score
19	N	Texas A&M	80 58	29	H	Georgia Tech	52 67	56	H	St. John's (NY)	74 70	133	A	Florida	66 55
				32	A	Miami (FL)	73 62	59	N	Michigan	79 69	150	H	Samford	88 59
				35	A	LSU	70 62	68	H	North Carolina	78 64	171	A	Clemson	81 64
				38	H	Virginia Tech	86 62	70	A	Syracuse	89 90	215	H	Jacksonville	75 41
								74	H	North Florida	70 41	330	A	UIC	86 42
								96	H	Michigan St.	78 68	347	H	Charleston So.	88 36
LAST 10 Division I															
68	H	North Carolina	78 64	59	N	Michigan	79 69								
29	H	Georgia Tech	52 67	74	H	North Florida	70 41								
32	A	Miami (FL)	73 62	56	H	St. John's (NY)	74 70								
70	A	Syracuse	89 90	171	A	Clemson	81 64								
38	H	Virginia Tech	86 62	96	H	Michigan St.	78 68								

Non-Div I Games:

Florida St.

Fordham

Through Games Of Jan. 12, 2020

Average RPI Win: 169	WON-LOST	WINNING	LAST 10	STRENGTH OF	OPP. STRENGTH	TEAM	ADJ.	CONF.	ADJ CONF.
Average RPI Loss: 122	RECORD	PCT. RANK	GAMES	SCHEDULE	OF SCHEDULE	RPI	RPI	RPI	RPI
DIV. I ONLY	10- 6	100	8-2	184	87	130	130	12	12
DIV. I NON-CONF.	8- 5	117	6-1	173	96	129	129	12	12
TOTALS	RPI 1-25	RPI 26-50	W-L RECORDS	RPI 51-100	RPI 101-150	RPI 150+			
10- 6	0- 0	1- 1	OVERALL	1- 2	3- 1	5- 2			
7- 2	0- 0	0- 0	HOME	0- 1	3- 1	4- 0			
2- 3	0- 0	1- 0	AWAY	0- 1	0- 0	1- 2			
1- 1	0- 0	0- 1	NEUTRAL	1- 0	0- 0	0- 0			
8- 5	0- 0	1- 1	NON-CONFERENCE	1- 1	2- 1	4- 2			
5- 2	0- 0	0- 0	HOME	0- 1	2- 1	3- 0			
2- 2	0- 0	1- 0	AWAY	0- 0	0- 0	1- 2			
1- 1	0- 0	0- 1	NEUTRAL	1- 0	0- 0	0- 0			
2- 1	0- 0	0- 0	CONFERENCE	0- 1	1- 0	1- 0			
2- 0	0- 0	0- 0	HOME	0- 0	1- 0	1- 0			
0- 1	0- 0	0- 0	AWAY	0- 1	0- 0	0- 0			
0- 0	0- 0	0- 0	NEUTRAL	0- 0	0- 0	0- 0			

RPI 1-25			RPI 26-50			RPI 51-100			RPI 101+			Team's RPI: 130			
RPI	S	Opponent	Score	RPI	S	Opponent	Score	RPI	S	Opponent	Score	RPI	S	Opponent	Score
46	N	Arkansas	59 71	78	N	Lehigh	59 57	124	H	Notre Dame	55 60				
50	A	Charlotte	76 51	88	H	Villanova	66 73	134	H	George Washington	53 47				
				98	A	Davidson	62 74	135	H	Houston	63 54				
								150	H	Samford	68 37				
								172	A	Columbia	51 70				
								177	H	Northeastern	74 58				
								205	A	Penn St.	59 72				
								229	H	Southern U.	65 52				
								234	A	Manhattan	51 45				
								242	H	Georgetown	67 54				
								265	H	St. Bonaventure	79 53				
LAST 10 Division I															
134	H	George Washington	53 47	229	H	Southern U.	65 52								
98	A	Davidson	62 74	242	H	Georgetown	67 54								
265	H	St. Bonaventure	79 53	234	A	Manhattan	51 45								
135	H	Houston	63 54	78	N	Lehigh	59 57								
150	H	Samford	68 37	46	N	Arkansas	59 71								

Non-Div I Games:

Fordham

Loss, Non-Conf, S Site, H Home A Away N Neutral

Average RPI Win:	232	WON-LOST	WINNING	LAST 10	STRENGTH OF	OPP. STRENGTH	TEAM	ADJ.	CONF.	ADJ CONF.
Average RPI Loss:	112	RECORD	PCT. RANK	GAMES	SCHEDULE	OF SCHEDULE	RPI	RPI	RPI	RPI
DIV. I ONLY	10- 4	62	7-3	233	198	114	114	19	19	
DIV. I NON-CONF.	5- 4	140	2-3	262	157	171	171	25	25	
TOTALS	RPI 1-25	RPI 26-50	W-L RECORDS	RPI 51-100	RPI 101-150	RPI 150+				
10- 4	0- 0	0- 0	OVERALL	0- 1	0- 2	10- 1				
5- 1	0- 0	0- 0	HOME	0- 0	0- 1	5- 0				
4- 2	0- 0	0- 0	AWAY	0- 0	0- 1	4- 1				
1- 1	0- 0	0- 0	NEUTRAL	0- 1	0- 0	1- 0				
5- 4	0- 0	0- 0	NON-CONFERENCE	0- 1	0- 2	5- 1				
2- 1	0- 0	0- 0	HOME	0- 0	0- 1	2- 0				
2- 2	0- 0	0- 0	AWAY	0- 0	0- 1	2- 1				
1- 1	0- 0	0- 0	NEUTRAL	0- 1	0- 0	1- 0				
5- 0	0- 0	0- 0	CONFERENCE	0- 0	0- 0	5- 0				
3- 0	0- 0	0- 0	HOME	0- 0	0- 0	3- 0				
2- 0	0- 0	0- 0	AWAY	0- 0	0- 0	2- 0				
0- 0	0- 0	0- 0	NEUTRAL	0- 0	0- 0	0- 0				

RPI 1-25			RPI 26-50			RPI 51-100			RPI 101+			Team's RPI: 114
RPI	S	Opponent	Score	RPI	S	Opponent	Score	RPI	S	Opponent	Score	
						51 N Yale	67 87	103 H		BYU	65 71	
								140 A		Santa Clara	66 90	
								155 A		Portland	64 75	
								159 A		Montana	76 63	
								170 H		New Mexico	84 81	
								174 A		San Jose St.	85 76	
								201 A		UNLV	72 66	
								233 H		UC Davis	73 65	
								238 H		Northern Ariz.	83 66	
								242 N		Georgetown	82 69	
								281 H		San Diego St.	79 54	
								292 H		Utah St.	76 64	
								329 A		Cal Poly	79 52	
LAST 10 Division I												
170 H		New Mexico	84 81	201 A		UNLV	72 66					
174 A		San Jose St.	85 76	242 N		Georgetown	82 69					
281 H		San Diego St.	79 54	51 N		Yale	67 87					
140 A		Santa Clara	66 90	238 H		Northern Ariz.	83 66					
292 H		Utah St.	76 64	103 H		BYU	65 71					

Non-Div I Games: La Verne 111 56 UC Merced 92 26

Fresno St.

Furman

Through Games Of Jan. 12, 2020

Average RPI Win:	213	WON-LOST	WINNING	LAST 10	STRENGTH OF	OPP. STRENGTH	TEAM	ADJ.	CONF.	ADJ CONF.
Average RPI Loss:	87	RECORD	PCT. RANK	GAMES	SCHEDULE	OF SCHEDULE	RPI	RPI	RPI	RPI
DIV. I ONLY	9- 5	94	7-3	250	74	125	125	22	22	
DIV. I NON-CONF.	7- 5	130	5-3	199	56	107	107	20	20	
TOTALS	RPI 1-25	RPI 26-50	W-L RECORDS	RPI 51-100	RPI 101-150	RPI 150+				
9- 5	0- 0	0- 1	OVERALL	0- 3	3- 0	6- 1				
5- 1	0- 0	0- 0	HOME	0- 1	1- 0	4- 0				
3- 4	0- 0	0- 1	AWAY	0- 2	1- 0	2- 1				
1- 0	0- 0	0- 0	NEUTRAL	0- 0	1- 0	0- 0				
7- 5	0- 0	0- 1	NON-CONFERENCE	0- 3	2- 0	5- 1				
3- 1	0- 0	0- 0	HOME	0- 1	0- 0	3- 0				
3- 4	0- 0	0- 1	AWAY	0- 2	1- 0	2- 1				
1- 0	0- 0	0- 0	NEUTRAL	0- 0	1- 0	0- 0				
2- 0	0- 0	0- 0	CONFERENCE	0- 0	1- 0	1- 0				
2- 0	0- 0	0- 0	HOME	0- 0	1- 0	1- 0				
0- 0	0- 0	0- 0	AWAY	0- 0	0- 0	0- 0				
0- 0	0- 0	0- 0	NEUTRAL	0- 0	0- 0	0- 0				

RPI 1-25				RPI 26-50				RPI 51-100				RPI 101+ Team's RPI: 125			
RPI	S	Opponent	Score	RPI	S	Opponent	Score	RPI	S	Opponent	Score	RPI	S	Opponent	Score
				48	A	Middle Tenn.	62 78	55	A	Vanderbilt	46 74	126	A	Richmond	70 69
								72	A	Georgia	48 77	146	N	Saint Joseph's	63 48
								87	H	Elon	76 87	150	H	Samford	77 69
												167	H	Hampton	70 65
												171	A	Clemson	71 77
												184	A	Fla. Atlantic	69 63
												210	A	Gardner-Webb	72 67
												288	H	Ga. Southern	78 63
												319	H	Mercer	62 49
												324	H	Georgia St.	62 55
LAST 10 Division I															
				150	H	Samford	77 69					72	A	Georgia	48 77
				319	H	Mercer	62 49					126	A	Richmond	70 69
				87	H	Elon	76 87					324	H	Georgia St.	62 55
				146	N	Saint Joseph's	63 48					210	A	Gardner-Webb	72 67
				184	A	Fla. Atlantic	69 63					48	A	Middle Tenn.	62 78

Non-Div I Games: North Greenville 88 51 Newberry 62 43

Furman

■ Loss,
 ■ Non-Conf,
 ■ S Site,
 ■ H Home
 ■ A Away
 N Neutral

Ga. Southern

Through Games Of Jan. 12, 2020

Average RPI Win:	265	WON-LOST	WINNING	LAST 10	STRENGTH OF	OPP. STRENGTH	TEAM	ADJ.	CONF.	ADJ CONF.
Average RPI Loss:	199	RECORD	PCT. RANK	GAMES	SCHEDULE	OF SCHEDULE	RPI	RPI	RPI	RPI
DIV. I ONLY	5- 10	251	4-6	294	306	288	288	23	23	
DIV. I NON-CONF.	3- 8	268	2-4	268	315	291	291	21	21	
TOTALS	RPI 1-25	RPI 26-50	W-L RECORDS	RPI 51-100	RPI 101-150	RPI 150+				
5- 10	0- 0	0- 0	OVERALL	0- 0	1- 2	4- 8				
2- 2	0- 0	0- 0	HOME	0- 0	1- 0	1- 2				
2- 7	0- 0	0- 0	AWAY	0- 0	0- 1	2- 6				
1- 1	0- 0	0- 0	NEUTRAL	0- 0	0- 1	1- 0				
3- 8	0- 0	0- 0	NON-CONFERENCE	0- 0	0- 2	3- 6				
0- 2	0- 0	0- 0	HOME	0- 0	0- 0	0- 2				
2- 5	0- 0	0- 0	AWAY	0- 0	0- 1	2- 4				
1- 1	0- 0	0- 0	NEUTRAL	0- 0	0- 1	1- 0				
2- 2	0- 0	0- 0	CONFERENCE	0- 0	1- 0	1- 2				
2- 0	0- 0	0- 0	HOME	0- 0	1- 0	1- 0				
0- 2	0- 0	0- 0	AWAY	0- 0	0- 0	0- 2				
0- 0	0- 0	0- 0	NEUTRAL	0- 0	0- 0	0- 0				

RPI 1-25			RPI 26-50			RPI 51-100			RPI 101+ Team's RPI: 288		
RPI	S	Opponent	Score	RPI	S	Opponent	Score	RPI	S	Opponent	Score
								123	N	Kent St.	48 62
								125	A	Furman	63 78
								129	H	Louisiana	83 67
								152	A	Tulane	40 56
								168	H	North Dakota	56 69
								176	A	Bethune-Cookman	57 75
								195	A	Little Rock	46 58
								219	A	Arkansas St.	62 69
								253	A	Winthrop	91 47
								254	A	Ole Miss	66 69
								257	H	Kennesaw St.	69 95
								294	A	Wofford	70 57
								298	N	St. Francis Brooklyn	78 47
								319	A	Mercer	52 62
								349	H	La.-Monroe	64 47
LAST 10 Division I											
219	A	Arkansas St.	62 69	298	N	St. Francis Brooklyn	78 47				
195	A	Little Rock	46 58	123	N	Kent St.	48 62				
129	H	Louisiana	83 67	254	A	Ole Miss	66 69				
349	H	La.-Monroe	64 47	319	A	Mercer	52 62				
152	A	Tulane	40 56	294	A	Wofford	70 57				

Non-Div I Games:

Ga. Southern

■ Loss,
 ■ Non-Conf,
 ■ S Site,
 ■ H Home
 ■ A Away
 N Neutral

Average RPI Win:	294	WON-LOST	WINNING	LAST 10	STRENGTH OF	OPP. STRENGTH	TEAM	ADJ.	CONF.	ADJ CONF.
Average RPI Loss:	117	RECORD	PCT. RANK	GAMES	SCHEDULE	OF SCHEDULE	RPI	RPI	RPI	RPI
DIV. I ONLY	7- 7	168	4-6	284	244	210	210	27	27	
DIV. I NON-CONF.	5- 4	140	2-3	285	161	187	187	27	27	
TOTALS	RPI 1-25	RPI 26-50	W-L RECORDS	RPI 51-100	RPI 101-150	RPI 150+				
7- 7	0- 0	0- 2	OVERALL	0- 1	0- 2	7- 2				
4- 1	0- 0	0- 0	HOME	0- 0	0- 1	4- 0				
3- 6	0- 0	0- 2	AWAY	0- 1	0- 1	3- 2				
0- 0	0- 0	0- 0	NEUTRAL	0- 0	0- 0	0- 0				
5- 4	0- 0	0- 2	NON-CONFERENCE	0- 1	0- 1	5- 0				
3- 1	0- 0	0- 0	HOME	0- 0	0- 1	3- 0				
2- 3	0- 0	0- 2	AWAY	0- 1	0- 0	2- 0				
0- 0	0- 0	0- 0	NEUTRAL	0- 0	0- 0	0- 0				
2- 3	0- 0	0- 0	CONFERENCE	0- 0	0- 1	2- 2				
1- 0	0- 0	0- 0	HOME	0- 0	0- 0	1- 0				
1- 3	0- 0	0- 0	AWAY	0- 0	0- 1	1- 2				
0- 0	0- 0	0- 0	NEUTRAL	0- 0	0- 0	0- 0				

RPI 1-25				RPI 26-50				RPI 51-100				RPI 101+				Team's RPI: 210	
RPI	S	Opponent	Score	RPI	S	Opponent	Score	RPI	S	Opponent	Score	RPI	S	Opponent	Score		
				38	A	Virginia Tech	65 87	72	A	Georgia	56 84	125	H	Furman	67 72		
				50	A	Charlotte	49 74					131	A	Campbell	44 48		
												167	A	Hampton	58 63		
												239	A	Longwood	70 80		
												244	H	Delaware	67 65		
												253	H	Winthrop	71 59		
												271	A	Appalachian St.	67 56		
												294	H	Wofford	67 53		
												319	A	Mercer	65 62		
												333	H	Western Caro.	88 62		
												347	A	Charleston So.	79 52		
LAST 10 Division I																	
				131	A	Campbell	44 48	72	A	Georgia	56 84						
				253	H	Winthrop	71 59	319	A	Mercer	65 62						
				167	A	Hampton	58 63	244	H	Delaware	67 65						
				347	A	Charleston So.	79 52	38	A	Virginia Tech	65 87						
				239	A	Longwood	70 80	125	H	Furman	67 72						

Non-Div I Games:

Gardner-Webb

Average RPI Win: 223		WON-LOST	WINNING	LAST 10	STRENGTH OF	OPP. STRENGTH	TEAM	ADJ.	CONF.	ADJ CONF.
Average RPI Loss: 155		RECORD	PCT. RANK	GAMES	SCHEDULE	OF SCHEDULE	RPI	RPI	RPI	RPI
DIV. I ONLY		7- 9	207	3-7	160	239	192	192	12	12
DIV. I NON-CONF.		6- 7	182	2-5	134	287	167	167	12	12
TOTALS		RPI 1-25	RPI 26-50	W-L RECORDS	RPI 51-100	RPI 101-150	RPI 150+			
7- 9	0- 0		0- 1	OVERALL	0- 1	1- 3	6- 4			
3- 4	0- 0		0- 1	HOME	0- 1	1- 0	2- 2			
4- 4	0- 0		0- 0	AWAY	0- 0	0- 2	4- 2			
0- 1	0- 0		0- 0	NEUTRAL	0- 0	0- 1	0- 0			
6- 7	0- 0		0- 1	NON-CONFERENCE	0- 1	0- 2	6- 3			
2- 4	0- 0		0- 1	HOME	0- 1	0- 0	2- 2			
4- 2	0- 0		0- 0	AWAY	0- 0	0- 1	4- 1			
0- 1	0- 0		0- 0	NEUTRAL	0- 0	0- 1	0- 0			
1- 2	0- 0		0- 0	CONFERENCE	0- 0	1- 1	0- 1			
1- 0	0- 0		0- 0	HOME	0- 0	1- 0	0- 0			
0- 2	0- 0		0- 0	AWAY	0- 0	0- 1	0- 1			
0- 0	0- 0		0- 0	NEUTRAL	0- 0	0- 0	0- 0			

RPI 1-25				RPI 26-50				RPI 51-100				RPI 101+				Team's RPI: 192	
RPI	S	Opponent	Score	RPI	S	Opponent	Score	RPI	S	Opponent	Score	RPI	S	Opponent	Score		
				38	H	Virginia Tech	58 77					106	N	Bradley	59 61		
												109	A	Coastal Caro.	59 74		
												113	A	Dayton	55 59		
												134	H	George Washington	70 60		
												194	A	SMU	59 58		
												203	H	American	73 55		
												205	A	Penn St.	78 68		
												217	H	Howard	75 86		
												227	A	Col. of Charleston	72 61		
												237	H	UMKC	58 64		
												244	A	Delaware	44 63		
												265	A	St. Bonaventure	47 62		
												270	A	Navy	67 58		
												326	H	Detroit Mercy	75 62		
EAST 10 Division I																	
				265	A	St. Bonaventure	47 62					217	H	Howard	75 86		
				113	A	Dayton	55 59					270	A	Navy	67 58		
				134	H	George Washington	70 60					65	H	Bucknell	51 64		
				194	A	SMU	59 58					109	A	Coastal Caro.	59 74		
				244	A	Delaware	44 63					106	N	Bradley	59 61		

Non-Div I Games:

George Mason

Loss, Non-Conf, S Site, H Home A Away N Neutral

Average RPI Win:	201	WON-LOST	WINNING	LAST 10	STRENGTH OF	OPP. STRENGTH	TEAM	ADJ.	CONF.	ADJ CONF.
Average RPI Loss:	100	RECORD	PCT. RANK	GAMES	SCHEDULE	OF SCHEDULE	RPI	RPI	RPI	RPI
DIV. I ONLY	7- 9	207	4-6	75	149	134	134	12	12	
DIV. I NON-CONF.	6- 7	182	3-4	85	142	130	130	12	12	
TOTALS	RPI 1-25	RPI 26-50	W-L RECORDS	RPI 51-100	RPI 101-150	RPI 150+				
7- 9	0- 2	0- 1	OVERALL	1- 2	1- 2	5- 2				
3- 4	0- 1	0- 1	HOME	0- 1	1- 1	2- 0				
4- 5	0- 1	0- 0	AWAY	1- 1	0- 1	3- 2				
0- 0	0- 0	0- 0	NEUTRAL	0- 0	0- 0	0- 0				
6- 7	0- 2	0- 1	NON-CONFERENCE	1- 2	0- 1	5- 1				
2- 4	0- 1	0- 1	HOME	0- 1	0- 1	2- 0				
4- 3	0- 1	0- 0	AWAY	1- 1	0- 0	3- 1				
0- 0	0- 0	0- 0	NEUTRAL	0- 0	0- 0	0- 0				
1- 2	0- 0	0- 0	CONFERENCE	0- 0	1- 1	0- 1				
1- 0	0- 0	0- 0	HOME	0- 0	1- 0	0- 0				
0- 2	0- 0	0- 0	AWAY	0- 0	0- 1	0- 1				
0- 0	0- 0	0- 0	NEUTRAL	0- 0	0- 0	0- 0				

RPI 1-25				RPI 26-50				RPI 51-100				RPI 101+ Team's RPI: 134			
RPI	S	Opponent	Score	RPI	S	Opponent	Score	RPI	S	Opponent	Score	RPI	S	Opponent	Score
20	H	Princeton	50 75	43	H	James Madison	50 69	57	H	Minnesota	50 83	111	H	Duquesne	65 60
24	A	Maryland	54 88					78	A	Lehigh	53 59	130	A	Fordham	47 53
								88	A	Villanova	68 56	149	H	William & Mary	51 63
												180	A	Memphis	64 63
												192	A	George Mason	60 70
												203	A	American	53 66
												206	A	Quinnipiac	78 67
												242	H	Georgetown	52 49
												244	A	Delaware	63 49
												335	H	Coppin St.	54 35
LAST 10 Division I															
130	A	Fordham	47 53	43	H	James Madison	50 69	57	H	Minnesota	50 83				
111	H	Duquesne	65 60					206	A	Quinnipiac	78 67				
192	A	George Mason	60 70					244	A	Delaware	63 49				
149	H	William & Mary	51 63					335	H	Coppin St.	54 35				
203	A	American	53 66												

Non-Div I Games:

George Washington

■ Loss,
■ Non-Conf, S Site,
■ Home
■ Away
N Neutral

Georgetown

Through Games Of Jan. 12, 2020

Average RPI Win:	241	WON-LOST	WINNING	LAST 10	STRENGTH OF	OPP. STRENGTH	TEAM	ADJ.	CONF.	ADJ CONF.
Average RPI Loss:	110	RECORD	PCT. RANK	GAMES	SCHEDULE	OF SCHEDULE	RPI	RPI	RPI	RPI
DIV. I ONLY	4- 13	296	2-8	151	94	242	242	6	6	
DIV. I NON-CONF.	3- 8	268	1-3	179	208	229	229	6	6	
TOTALS	RPI 1-25	RPI 26-50	W-L RECORDS	RPI 51-100	RPI 101-150	RPI 150+				
4- 13	0- 1	0- 1	OVERALL	0- 3	1- 6	3- 2				
1- 6	0- 1	0- 1	HOME	0- 0	1- 3	0- 1				
3- 6	0- 0	0- 0	AWAY	0- 3	0- 2	3- 1				
0- 1	0- 0	0- 0	NEUTRAL	0- 0	0- 1	0- 0				
3- 8	0- 0	0- 1	NON-CONFERENCE	0- 1	0- 5	3- 1				
0- 3	0- 0	0- 1	HOME	0- 0	0- 2	0- 0				
3- 4	0- 0	0- 0	AWAY	0- 1	0- 2	3- 1				
0- 1	0- 0	0- 0	NEUTRAL	0- 0	0- 1	0- 0				
1- 5	0- 1	0- 0	CONFERENCE	0- 2	1- 1	0- 1				
1- 3	0- 1	0- 0	HOME	0- 0	1- 1	0- 1				
0- 2	0- 0	0- 0	AWAY	0- 2	0- 0	0- 0				
0- 0	0- 0	0- 0	NEUTRAL	0- 0	0- 0	0- 0				

RPI 1-25				RPI 26-50				RPI 51-100				RPI 101+ Team's RPI: 242			
RPI	S	Opponent	Score	RPI	S	Opponent	Score	RPI	S	Opponent	Score	RPI	S	Opponent	Score
14	H	Creighton	56 65	43	H	James Madison	59 66	56	A	St. John's (NY)	54 71	105	H	Providence	62 53
								62	A	Seton Hall	60 79	114	N	Fresno St.	69 82
								98	A	Davidson	52 66	119	H	Rider	64 65
												126	H	Richmond	49 51
												130	A	Fordham	54 67
												132	H	Butler	46 47
												134	A	George Washington	49 52
												172	A	Columbia	49 54
												232	H	Xavier	64 85
												264	A	LMU (CA)	64 53
												293	A	Pittsburgh	66 56
												300	A	UMES	57 39
LAST 10 Division I															
132	H	Butler	46 47	14	H	Creighton	56 65								
232	H	Xavier	64 85	300	A	UMES	57 39								
62	A	Seton Hall	60 79	119	H	Rider	64 65								
56	A	St. John's (NY)	54 71	130	A	Fordham	54 67								
105	H	Providence	62 53	172	A	Columbia	49 54								

Non-Div I Games:

Georgetown

■ Loss,
 ■ Non-Conf,
 ■ S Site,
 ■ H Home
 ■ A Away
 N Neutral

Average RPI Win:	202	WON-LOST	WINNING	LAST 10	STRENGTH OF	OPP. STRENGTH	TEAM	ADJ.	CONF.	ADJ CONF.
Average RPI Loss:	41	RECORD	PCT. RANK	GAMES	SCHEDULE	OF SCHEDULE	RPI	RPI	RPI	RPI
DIV. I ONLY	10- 7	126	5-5	15	154	72	72	5	5	
DIV. I NON-CONF.	9- 4	84	4-2	33	214	73	73	5	5	
TOTALS	RPI 1-25	RPI 26-50	W-L RECORDS	RPI 51-100	RPI 101-150	RPI 150+				
10- 7	0- 3	1- 1	OVERALL	1- 3	2- 0	6- 0				
7- 5	0- 2	0- 1	HOME	1- 2	1- 0	5- 0				
1- 2	0- 1	0- 0	AWAY	0- 1	0- 0	1- 0				
2- 0	0- 0	1- 0	NEUTRAL	0- 0	1- 0	0- 0				
9- 4	0- 2	1- 1	NON-CONFERENCE	1- 1	2- 0	5- 0				
7- 3	0- 1	0- 1	HOME	1- 1	1- 0	5- 0				
0- 1	0- 1	0- 0	AWAY	0- 0	0- 0	0- 0				
2- 0	0- 0	1- 0	NEUTRAL	0- 0	1- 0	0- 0				
1- 3	0- 1	0- 0	CONFERENCE	0- 2	0- 0	1- 0				
0- 2	0- 1	0- 0	HOME	0- 1	0- 0	0- 0				
1- 1	0- 0	0- 0	AWAY	0- 1	0- 0	1- 0				
0- 0	0- 0	0- 0	NEUTRAL	0- 0	0- 0	0- 0				

RPI 1-25				RPI 26-50				RPI 51-100				RPI 101+			
RPI	S	Opponent	Score	RPI	S	Opponent	Score	RPI	S	Opponent	Score	RPI	S	Opponent	Score
6	H	UCLA	50 59	29	H	Georgia Tech	40 73	55	H	Vanderbilt	55 63	125	H	Furman	77 48
13	H	Mississippi St.	66 73	38	N	Virginia Tech	77 72	82	A	Tennessee	56 73	132	N	Butler	69 36
16	A	Baylor	38 72					88	H	Villanova	58 63	210	H	Gardner-Webb	84 56
								95	H	N.C. A&T	72 54	254	A	Ole Miss	58 51
												256	H	East Carolina	67 50
												257	H	Kennesaw St.	80 65
												319	H	Mercer	76 60
												337	H	USC Upstate	67 53
LAST 10 Division I															
				82	A	Tennessee	56 73	210	H	Gardner-Webb	84 56				
				55	H	Vanderbilt	55 63	6	H	UCLA	50 59				
				13	H	Mississippi St.	66 73	125	H	Furman	77 48				
				254	A	Ole Miss	58 51	16	A	Baylor	38 72				
				256	H	East Carolina	67 50	38	N	Virginia Tech	77 72				

Non-Div I Games:

Georgia

Average RPI Win:	329	WON-LOST	WINNING	LAST 10	STRENGTH OF	OPP. STRENGTH	TEAM	ADJ.	CONF.	ADJ CONF.
Average RPI Loss:	162	RECORD	PCT. RANK	GAMES	SCHEDULE	OF SCHEDULE	RPI	RPI	RPI	RPI
DIV. I ONLY	4- 11	283	3-7	282	301	324	324	23	23	
DIV. I NON-CONF.	3- 8	268	2-4	234	312	308	308	21	21	
TOTALS	RPI 1-25	RPI 26-50	W-L RECORDS	RPI 51-100	RPI 101-150	RPI 150+				
4- 11	0- 1	0- 1	OVERALL	0- 0	0- 3	4- 6				
3- 5	0- 1	0- 0	HOME	0- 0	0- 1	3- 3				
0- 6	0- 0	0- 1	AWAY	0- 0	0- 2	0- 3				
1- 0	0- 0	0- 0	NEUTRAL	0- 0	0- 0	1- 0				
3- 8	0- 1	0- 1	NON-CONFERENCE	0- 0	0- 2	3- 4				
2- 4	0- 1	0- 0	HOME	0- 0	0- 0	2- 3				
0- 4	0- 0	0- 1	AWAY	0- 0	0- 2	0- 1				
1- 0	0- 0	0- 0	NEUTRAL	0- 0	0- 0	1- 0				
1- 3	0- 0	0- 0	CONFERENCE	0- 0	0- 1	1- 2				
1- 1	0- 0	0- 0	HOME	0- 0	0- 1	1- 0				
0- 2	0- 0	0- 0	AWAY	0- 0	0- 0	0- 2				
0- 0	0- 0	0- 0	NEUTRAL	0- 0	0- 0	0- 0				

RPI 1-25				RPI 26-50				RPI 51-100				RPI 101+ Team's RPI: 324			
RPI	S	Opponent	Score	RPI	S	Opponent	Score	RPI	S	Opponent	Score	RPI	S	Opponent	Score
24	H	Maryland	41 114	29	A	Georgia Tech	28 69					104	A	UNC Greensboro	49 64
												125	A	Furman	55 62
												129	H	Louisiana	65 75
												175	H	Toledo	48 74
												195	A	Little Rock	46 66
												202	A	UTEP	68 71
												219	A	Arkansas St.	68 70
												275	H	Alabama A&M	52 67
												304	N	New Mexico St.	59 51
												310	H	FIU	63 70
												317	H	SIUE	74 73
												346	H	South Carolina St.	77 52
												349	H	La.-Monroe	68 52
LAST 10 Division I															
195	A	Little Rock	46 66	346	H	South Carolina St.	77 52								
219	A	Arkansas St.	68 70	24	H	Maryland	41 114								
349	H	La.-Monroe	68 52	104	A	UNC Greensboro	49 64								
129	H	Louisiana	65 75	125	A	Furman	55 62								
317	H	SIUE	74 73	202	A	UTEP	68 71								

Non-Div I Games:

Georgia St.

■ Loss,
 ■ Non-Conf, S Site,
 ■ Home
 ■ Away
 N Neutral

Average RPI Win:	145	WON-LOST	WINNING	LAST 10	STRENGTH OF	OPP. STRENGTH	TEAM	ADJ.	CONF.	ADJ CONF.
Average RPI Loss:	34	RECORD	PCT. RANK	GAMES	SCHEDULE	OF SCHEDULE	RPI	RPI	RPI	RPI
DIV. I ONLY	13- 3	32	8-2	76	7	29	29	3	3	
DIV. I NON-CONF.	9- 2	40	4-1	114	58	42	42	3	3	
TOTALS	RPI 1-25	RPI 26-50	W-L RECORDS	RPI 51-100	RPI 101-150	RPI 150+				
13- 3	1- 2	2- 0	OVERALL	2- 1	3- 0	5- 0				
8- 0	0- 0	2- 0	HOME	0- 0	2- 0	4- 0				
3- 1	1- 0	0- 0	AWAY	1- 1	0- 0	1- 0				
2- 2	0- 2	0- 0	NEUTRAL	1- 0	1- 0	0- 0				
9- 2	0- 2	0- 0	NON-CONFERENCE	2- 0	3- 0	4- 0				
5- 0	0- 0	0- 0	HOME	0- 0	2- 0	3- 0				
2- 0	0- 0	0- 0	AWAY	1- 0	0- 0	1- 0				
2- 2	0- 2	0- 0	NEUTRAL	1- 0	1- 0	0- 0				
4- 1	1- 0	2- 0	CONFERENCE	0- 1	0- 0	1- 0				
3- 0	0- 0	2- 0	HOME	0- 0	0- 0	1- 0				
1- 1	1- 0	0- 0	AWAY	0- 1	0- 0	0- 0				
0- 0	0- 0	0- 0	NEUTRAL	0- 0	0- 0	0- 0				

RPI 1-25				RPI 26-50				Team's RPI: 29	RPI 51-100				RPI 101+			
RPI	S	Opponent	Score	RPI	S	Opponent	Score		RPI	S	Opponent	Score	RPI	S	Opponent	Score
17	A	Florida St.	67 52	26	H	Virginia	61 51		58	A	Wake Forest	60 65	112	H	Wisconsin	60 41
19	N	Texas A&M	48 60	32	H	Miami (FL)	61 54		62	N	Seton Hall	79 54	135	H	Houston	69 38
25	N	Rutgers	43 46						72	A	Georgia	73 40	138	N	Rice	54 52
													171	H	Clemson	49 47
													211	H	ETSU	87 48
													257	A	Kennesaw St.	63 47
													322	H	Grambling	89 42
													324	H	Georgia St.	69 28
LAST 10 Division I																
171	H	Clemson	49 47	138	N	Rice	54 52									
17	A	Florida St.	67 52	19	N	Texas A&M	48 60									
58	A	Wake Forest	60 65	211	H	ETSU	87 48									
32	H	Miami (FL)	61 54	257	A	Kennesaw St.	63 47									
26	H	Virginia	61 51	112	H	Wisconsin	60 41									

Non-Div I Games:

Georgia Tech

Gonzaga

Through Games Of Jan. 12, 2020

Average RPI Win:	110	WON-LOST	WINNING	LAST 10	STRENGTH OF	OPP. STRENGTH	TEAM	ADJ.	CONF.	ADJ CONF.
Average RPI Loss:	8	RECORD	PCT. RANK	GAMES	SCHEDULE	OF SCHEDULE	RPI	RPI	RPI	RPI
DIV. I ONLY	16- 1	2	10-0	32	14	7	7	11	11	
DIV. I NON-CONF.	11- 1	13	5-0	24	6	4	4	11	11	
TOTALS	RPI 1-25	RPI 26-50	W-L RECORDS	RPI 51-100	RPI 101-150	RPI 150+				
16- 1	1- 1	2- 0	OVERALL	5- 0	4- 0	4- 0				
8- 0	1- 0	0- 0	HOME	4- 0	1- 0	2- 0				
5- 1	0- 1	0- 0	AWAY	1- 0	2- 0	2- 0				
3- 0	0- 0	2- 0	NEUTRAL	0- 0	1- 0	0- 0				
11- 1	1- 1	2- 0	NON-CONFERENCE	4- 0	2- 0	2- 0				
5- 0	1- 0	0- 0	HOME	3- 0	0- 0	1- 0				
3- 1	0- 1	0- 0	AWAY	1- 0	1- 0	1- 0				
3- 0	0- 0	2- 0	NEUTRAL	0- 0	1- 0	0- 0				
5- 0	0- 0	0- 0	CONFERENCE	1- 0	2- 0	2- 0				
3- 0	0- 0	0- 0	HOME	1- 0	1- 0	1- 0				
2- 0	0- 0	0- 0	AWAY	0- 0	1- 0	1- 0				
0- 0	0- 0	0- 0	NEUTRAL	0- 0	0- 0	0- 0				

RPI	S	Opponent	Score	RPI	S	Opponent	Score	RPI	S	Opponent	Score	RPI	S	Opponent	Score
1	H	Missouri St.	64 52	27	N	Purdue	63 50	53	A	Washington St.	76 53	103	A	BYU	55 43
8	A	Stanford	70 76	48	N	Middle Tenn.	62 50	64	H	Pacific	68 67	113	N	Dayton	76 65
								73	H	CSU Bakersfield	92 48	115	A	Montana St.	70 55
								76	H	UT Martin	78 55	128	H	Saint Mary's (CA)	74 49
								99	H	Texas Southern	80 45	155	H	Portland	62 57
												189	A	San Diego	57 42
												226	A	Wyoming	65 54
												290	H	Eastern Wash.	84 44
LAST 10 Division I															
64	H	Pacific	68 67	1	H	Missouri St.	64 52	226	A	Wyoming	65 54	99	H	Texas Southern	80 45
128	H	Saint Mary's (CA)	74 49	53	A	Washington St.	76 53	115	A	Montana St.	70 55				
189	A	San Diego	57 42												
103	A	BYU	55 43												
155	H	Portland	62 57												

Non-Div I Games:

Gonzaga

■ Loss,
 ■ Non-Conf, S Site,
 ■ Home
 ■ Away
 N Neutral

Grambling

Through Games Of Jan. 12, 2020

Average RPI Win: 275	WON-LOST	WINNING	LAST 10	STRENGTH OF	OPP. STRENGTH	TEAM	ADJ.	CONF.	ADJ CONF.
Average RPI Loss: 170	RECORD	PCT. RANK	GAMES	SCHEDULE	OF SCHEDULE	RPI	RPI	RPI	RPI
DIV. I ONLY	1- 12	338	1-9	163	255	322	322	31	31
DIV. I NON-CONF.	0- 10	338	0-7	53	253	305	305	29	29
TOTALS	RPI 1-25	RPI 26-50	W-L RECORDS	RPI 51-100	RPI 101-150	RPI 150+			
1- 12	0- 2	0- 1	OVERALL	0- 0	0- 3	1- 6			
1- 3	0- 0	0- 0	HOME	0- 0	0- 2	1- 1			
0- 8	0- 2	0- 1	AWAY	0- 0	0- 1	0- 4			
0- 1	0- 0	0- 0	NEUTRAL	0- 0	0- 0	0- 1			
0- 10	0- 2	0- 1	NON-CONFERENCE	0- 0	0- 3	0- 4			
0- 2	0- 0	0- 0	HOME	0- 0	0- 2	0- 0			
0- 7	0- 2	0- 1	AWAY	0- 0	0- 1	0- 3			
0- 1	0- 0	0- 0	NEUTRAL	0- 0	0- 0	0- 1			
1- 2	0- 0	0- 0	CONFERENCE	0- 0	0- 0	1- 2			
1- 1	0- 0	0- 0	HOME	0- 0	0- 0	1- 1			
0- 1	0- 0	0- 0	AWAY	0- 0	0- 0	0- 1			
0- 0	0- 0	0- 0	NEUTRAL	0- 0	0- 0	0- 0			

RPI 1-25				RPI 26-50				RPI 51-100				RPI 101+ Team's RPI: 322			
RPI	S	Opponent	Score	RPI	S	Opponent	Score	RPI	S	Opponent	Score	RPI	S	Opponent	Score
16	A	Baylor	46 120	29	A	Georgia Tech	42 89					110	H	UT Arlington	54 88
18	A	Kentucky	35 81									133	H	Florida	65 72
												147	A	Wichita St.	65 77
												178	N	Binghamton	67 88
												229	A	Southern U.	57 81
												236	A	Louisiana Tech	66 70
												275	H	Alabama A&M	69 59
												286	H	Alabama St.	59 73
												310	A	FIU	55 56
												344	A	Northwestern St.	61 65
LAST 10 Division I															
229	A	Southern U.	57 81	310	A	FIU	55 56								
286	H	Alabama St.	59 73	236	A	Louisiana Tech	66 70								
275	H	Alabama A&M	69 59	344	A	Northwestern St.	61 65								
147	A	Wichita St.	65 77	18	A	Kentucky	35 81								
178	N	Binghamton	67 88	110	H	UT Arlington	54 88								

Non-Div I Games: Centenary (LA) 106 42

Grambling

■ Loss,
 ■ Non-Conf,
 ■ S Site,
 ■ Home
 ■ A Away
 N Neutral

Grand Canyon

Through Games Of Jan. 12, 2020

Average RPI Win:	233	WON-LOST	WINNING	LAST 10	STRENGTH OF	OPP. STRENGTH	TEAM	ADJ.	CONF.	ADJ CONF.
Average RPI Loss:	151	RECORD	PCT. RANK	GAMES	SCHEDULE	OF SCHEDULE	RPI	RPI	RPI	RPI
DIV. I ONLY	4- 7	239	4-6	122	258	223	223	32	32	
DIV. I NON-CONF.	3- 6	235	3-5	109	268	245	245	32	32	
TOTALS	RPI 1-25	RPI 26-50	W-L RECORDS	RPI 51-100	RPI 101-150	RPI 150+				
4- 7	0- 0	0- 0	OVERALL	0- 2	1- 0	3- 5				
3- 3	0- 0	0- 0	HOME	0- 1	1- 0	2- 2				
1- 4	0- 0	0- 0	AWAY	0- 1	0- 0	1- 3				
0- 0	0- 0	0- 0	NEUTRAL	0- 0	0- 0	0- 0				
3- 6	0- 0	0- 0	NON-CONFERENCE	0- 1	1- 0	2- 5				
3- 2	0- 0	0- 0	HOME	0- 0	1- 0	2- 2				
0- 4	0- 0	0- 0	AWAY	0- 1	0- 0	0- 3				
0- 0	0- 0	0- 0	NEUTRAL	0- 0	0- 0	0- 0				
1- 1	0- 0	0- 0	CONFERENCE	0- 1	0- 0	1- 0				
0- 1	0- 0	0- 0	HOME	0- 1	0- 0	0- 0				
1- 0	0- 0	0- 0	AWAY	0- 0	0- 0	1- 0				
0- 0	0- 0	0- 0	NEUTRAL	0- 0	0- 0	0- 0				

RPI 1-25			RPI 26-50			RPI 51-100			RPI 101+			Team's RPI: 223
RPI	S	Opponent	Score	RPI	S	Opponent	Score	RPI	S	Opponent	Score	
						73	H CSU Bakersfield	54	59	145	H Southern Utah	69 65
						97	A California	53	72	155	A Portland	41 73
										159	A Montana	67 72
										168	H North Dakota	76 78
										196	H Cal St. Fullerton	70 80
										201	H UNLV	53 51
										208	A Portland St.	46 69
										285	H UC Santa Barbara	58 57
										302	A California Baptist	62 58
LAST 10 Division I												
						302	A California Baptist	62	58	155	A Portland	41 73
						73	H CSU Bakersfield	54	59	208	A Portland St.	46 69
						97	A California	53	72	196	H Cal St. Fullerton	70 80
						285	H UC Santa Barbara	58	57	159	A Montana	67 72
						201	H UNLV	53	51	145	H Southern Utah	69 65

Non-Div I Games: Benedictine Mesa 72 53 Whittier 77 41

Grand Canyon

■ Loss,
■ Non-Conf,
■ S Site,
■ H Home
■ A Away
N Neutral

Average RPI Win:	202	WON-LOST	WINNING	LAST 10	STRENGTH OF	OPP. STRENGTH	TEAM	ADJ.	CONF.	ADJ CONF.
Average RPI Loss:	102	RECORD	PCT. RANK	GAMES	SCHEDULE	OF SCHEDULE	RPI	RPI	RPI	RPI
DIV. I ONLY	8- 9	191	4-6	127	92	162	162	17	17	
DIV. I NON-CONF.	5- 7	205	1-4	44	23	110	110	18	18	
TOTALS	RPI 1-25	RPI 26-50	W-L RECORDS	RPI 51-100	RPI 101-150	RPI 150+				
8- 9	0- 2	1- 2	OVERALL	1- 2	0- 1	6- 2				
3- 5	0- 1	0- 2	HOME	0- 1	0- 1	3- 0				
3- 3	0- 0	1- 0	AWAY	0- 1	0- 0	2- 2				
2- 1	0- 1	0- 0	NEUTRAL	1- 0	0- 0	1- 0				
5- 7	0- 2	1- 2	NON-CONFERENCE	1- 2	0- 0	3- 1				
1- 4	0- 1	0- 2	HOME	0- 1	0- 0	1- 0				
2- 2	0- 0	1- 0	AWAY	0- 1	0- 0	1- 1				
2- 1	0- 1	0- 0	NEUTRAL	1- 0	0- 0	1- 0				
3- 2	0- 0	0- 0	CONFERENCE	0- 0	0- 1	3- 1				
2- 1	0- 0	0- 0	HOME	0- 0	0- 1	2- 0				
1- 1	0- 0	0- 0	AWAY	0- 0	0- 0	1- 1				
0- 0	0- 0	0- 0	NEUTRAL	0- 0	0- 0	0- 0				

RPI 1-25			RPI 26-50			RPI 51-100			RPI 101+			Team's RPI: 162
RPI	S	Opponent	Score	RPI	S	Opponent	Score	RPI	S	Opponent	Score	
11	H	DePaul	65 76	28	A	Central Mich.	111 105	69	A	Marist	60 72	148 H Wright St. 58 70
13	N	Mississippi St.	58 83	31	H	Marquette	47 60	70	N	Syracuse	79 73	163 H Missouri 72 64
				40	H	South Dakota	60 66	90	H	South Dakota St.	55 60	200 N Bowling Green 73 54
												216 H Northern Ky. 65 44
												250 A Maine 60 61
												267 A Oakland 88 93
												268 H Milwaukee 61 48
												326 A Detroit Mercy 65 48
												348 A Chicago St. 102 46
LAST 10 Division I												
326	A	Detroit Mercy	65 48	90	H	South Dakota St.	55 60					
267	A	Oakland	88 93	69	A	Marist	60 72					
268	H	Milwaukee	61 48	250	A	Maine	60 61					
148	H	Wright St.	58 70	11	H	DePaul	65 76					
216	H	Northern Ky.	65 44	70	N	Syracuse	79 73					

Non-Div I Games:

Green Bay

■ Loss,
■ Non-Conf,
■ S Site,
■ H Home
■ A Away
N Neutral

Hampton

Through Games Of Jan. 12, 2020

Average RPI Win: 204	WON-LOST	WINNING	LAST 10	STRENGTH OF	OPP. STRENGTH	TEAM	ADJ.	CONF.	ADJ CONF.
Average RPI Loss: 141	RECORD	PCT. RANK	GAMES	SCHEDULE	OF SCHEDULE	RPI	RPI	RPI	RPI
DIV. I ONLY	8- 7	156	6-4	157	240	167	167	27	27
DIV. I NON-CONF.	4- 5	195	2-2	130	106	150	150	27	27
TOTALS	RPI 1-25	RPI 26-50	W-L RECORDS	RPI 51-100	RPI 101-150	RPI 150+			
8- 7	0- 0	0- 1	OVERALL	1- 1	1- 2	6- 3			
3- 4	0- 0	0- 0	HOME	0- 1	0- 1	3- 2			
3- 3	0- 0	0- 1	AWAY	1- 0	0- 1	2- 1			
2- 0	0- 0	0- 0	NEUTRAL	0- 0	1- 0	1- 0			
4- 5	0- 0	0- 1	NON-CONFERENCE	1- 1	1- 1	2- 2			
0- 3	0- 0	0- 0	HOME	0- 1	0- 0	0- 2			
2- 2	0- 0	0- 1	AWAY	1- 0	0- 1	1- 0			
2- 0	0- 0	0- 0	NEUTRAL	0- 0	1- 0	1- 0			
4- 2	0- 0	0- 0	CONFERENCE	0- 0	0- 1	4- 1			
3- 1	0- 0	0- 0	HOME	0- 0	0- 1	3- 0			
1- 1	0- 0	0- 0	AWAY	0- 0	0- 0	1- 1			
0- 0	0- 0	0- 0	NEUTRAL	0- 0	0- 0	0- 0			

RPI S	Opponent	Score	RPI S	Opponent	Score	RPI S	Opponent	Score	RPI S	Opponent	Score	Team's RPI: 167
			44 A	Old Dominion	38 75	75 A	Alabama	64 61	125 A	Furman	65 70	
						93 H	Liberty	59 83	126 N	Richmond	69 65	
									131 H	Campbell	31 68	
									158 H	Norfolk St.	56 77	
									184 H	Fla. Atlantic	63 64	
									191 H	UNC Asheville	68 59	
									210 H	Gardner-Webb	63 58	
									213 N	Mt. St. Mary's	68 60	
									221 A	Chattanooga	84 55	
									253 A	Winthrop	66 72	
									289 H	Radford	51 48	
									303 A	Presbyterian	71 42	
LAST 10 Division I												
			131 H	Campbell	31 68	253 A	Winthrop	66 72				
			289 H	Radford	51 48	126 N	Richmond	69 65				
			303 A	Presbyterian	71 42	44 A	Old Dominion	38 75				
			210 H	Gardner-Webb	63 58	213 N	Mt. St. Mary's	68 60				
			191 H	UNC Asheville	68 59	93 H	Liberty	59 83				

Non-Div I Games:

Hampton

 Loss,
 Non-Conf,
S Site,
 Home
 Away
N Neutral

Hartford

Through Games Of Jan. 12, 2020

Average RPI Win:	0	WON-LOST	WINNING	LAST 10	STRENGTH OF	OPP. STRENGTH	TEAM	ADJ.	CONF.	ADJ CONF.
Average RPI Loss:	193	RECORD	PCT. RANK	GAMES	SCHEDULE	OF SCHEDULE	RPI	RPI	RPI	RPI
DIV. I ONLY	0- 16	345	0-10	245	275	342	342	28	28	
DIV. I NON-CONF.	0- 13	338	0-7	188	288	332	332	28	28	
TOTALS	RPI 1-25	RPI 26-50	W-L RECORDS	RPI 51-100	RPI 101-150	RPI 150+				
0- 16	0- 1	0- 0	OVERALL	0- 1	0- 5	0- 9				
0- 7	0- 0	0- 0	HOME	0- 0	0- 1	0- 6				
0- 9	0- 1	0- 0	AWAY	0- 1	0- 4	0- 3				
0- 0	0- 0	0- 0	NEUTRAL	0- 0	0- 0	0- 0				
0- 13	0- 1	0- 0	NON-CONFERENCE	0- 1	0- 5	0- 6				
0- 6	0- 0	0- 0	HOME	0- 0	0- 1	0- 5				
0- 7	0- 1	0- 0	AWAY	0- 1	0- 4	0- 1				
0- 0	0- 0	0- 0	NEUTRAL	0- 0	0- 0	0- 0				
0- 3	0- 0	0- 0	CONFERENCE	0- 0	0- 0	0- 3				
0- 1	0- 0	0- 0	HOME	0- 0	0- 0	0- 1				
0- 2	0- 0	0- 0	AWAY	0- 0	0- 0	0- 2				
0- 0	0- 0	0- 0	NEUTRAL	0- 0	0- 0	0- 0				

RPI	S	Opponent	Score	RPI	S	Opponent	Score	RPI	S	Opponent	Score	RPI	S	Opponent	Score	Team's RPI: 342
20	A	Princeton	42 73					96	A	Michigan St.	34 79	105	H	Providence	57 75	
												108	A	Penn	46 74	
												120	A	Massachusetts	48 74	
												142	A	Harvard	44 53	
												149	A	William & Mary	44 61	
												177	A	Northeastern	47 60	
												198	H	Rhode Island	56 68	
												206	H	Quinnipiac	50 87	
												228	H	UMass Lowell	63 68	
												250	A	Maine	73 87	
												305	A	New Hampshire	71 72	
												316	H	NJIT	52 61	
												323	H	Hofstra	41 43	
												338	H	Central Conn. St.	54 61	
LAST 10 Division I																
228	H	UMass Lowell	63 68	177	A	Northeastern	47 60									
305	A	New Hampshire	71 72	20	A	Princeton	42 73									
250	A	Maine	73 87	316	H	NJIT	52 61									
206	H	Quinnipiac	50 87	108	A	Penn	46 74									
338	H	Central Conn. St.	54 61	149	A	William & Mary	44 61									

Non-Div I Games:

Hartford

■ Loss,
 ■ Non-Conf,
 S Site,
 ■ Home
 ■ Away
 N Neutral

Harvard

Through Games Of Jan. 12, 2020

Average RPI Win:	220	WON-LOST	WINNING	LAST 10	STRENGTH OF	OPP. STRENGTH	TEAM	ADJ.	CONF.	ADJ CONF.
Average RPI Loss:	145	RECORD	PCT. RANK	GAMES	SCHEDULE	OF SCHEDULE	RPI	RPI	RPI	RPI
DIV. I ONLY	9- 5	94	6-4	281	119	142	142	8	8	
DIV. I NON-CONF.	9- 4	84	6-3	283	114	131	131	9	9	
TOTALS	RPI 1-25	RPI 26-50	W-L RECORDS	RPI 51-100	RPI 101-150	RPI 150+				
9- 5	0- 1	0- 0	OVERALL	1- 0	0- 1	8- 3				
4- 1	0- 0	0- 0	HOME	1- 0	0- 0	3- 1				
5- 3	0- 1	0- 0	AWAY	0- 0	0- 0	5- 2				
0- 1	0- 0	0- 0	NEUTRAL	0- 0	0- 1	0- 0				
9- 4	0- 1	0- 0	NON-CONFERENCE	1- 0	0- 1	8- 2				
4- 1	0- 0	0- 0	HOME	1- 0	0- 0	3- 1				
5- 2	0- 1	0- 0	AWAY	0- 0	0- 0	5- 1				
0- 1	0- 0	0- 0	NEUTRAL	0- 0	0- 1	0- 0				
0- 1	0- 0	0- 0	CONFERENCE	0- 0	0- 0	0- 1				
0- 0	0- 0	0- 0	HOME	0- 0	0- 0	0- 0				
0- 1	0- 0	0- 0	AWAY	0- 0	0- 0	0- 1				
0- 0	0- 0	0- 0	NEUTRAL	0- 0	0- 0	0- 0				

RPI	S	Opponent	Score	RPI	S	Opponent	Score	RPI	S	Opponent	Score	RPI	S	Opponent	Score	Team's RPI: 142
25	A	Rutgers	46 74					97	H	California	56 53	146	N	Saint Joseph's	39 63	
												168	A	Dartmouth	62 63	
												177	H	Northeastern	44 46	
												183	A	Boston U.	66 39	
												184	A	Fla. Atlantic	65 51	
												198	H	Rhode Island	61 58	
												206	A	Quinnipiac	77 68	
												209	A	La Salle	69 75	
												212	A	Northern Ill.	59 53	
												250	A	Maine	69 40	
												309	H	Siena	68 51	
												342	H	Hartford	53 44	
LAST 10 Division I																
168	A	Dartmouth	62 63	177	H	Northeastern	44 46									
198	H	Rhode Island	61 58	206	A	Quinnipiac	77 68									
184	A	Fla. Atlantic	65 51	183	A	Boston U.	66 39									
146	N	Saint Joseph's	39 63	342	H	Hartford	53 44									
250	A	Maine	69 40	25	A	Rutgers	46 74									

Non-Div I Games:

Harvard

Loss, Non-Conf, S Site, H Home A Away N Neutral

Hawaii

Through Games Of Jan. 12, 2020

Average RPI Win:	191	WON-LOST	WINNING	LAST 10	STRENGTH OF	OPP. STRENGTH	TEAM	ADJ.	CONF.	ADJ CONF.
Average RPI Loss:	152	RECORD	PCT. RANK	GAMES	SCHEDULE	OF SCHEDULE	RPI	RPI	RPI	RPI
DIV. I ONLY	5- 9	240	2-8	94	208	199	199	26	26	
DIV. I NON-CONF.	5- 7	205	2-6	59	209	149	149	26	26	
TOTALS	RPI 1-25	RPI 26-50	W-L RECORDS	RPI 51-100	RPI 101-150	RPI 150+				
5- 9	0- 2	0- 0	OVERALL	2- 1	0- 2	3- 4				
3- 4	0- 1	0- 0	HOME	1- 1	0- 1	2- 1				
2- 5	0- 1	0- 0	AWAY	1- 0	0- 1	1- 3				
0- 0	0- 0	0- 0	NEUTRAL	0- 0	0- 0	0- 0				
5- 7	0- 2	0- 0	NON-CONFERENCE	2- 1	0- 2	3- 2				
3- 4	0- 1	0- 0	HOME	1- 1	0- 1	2- 1				
2- 3	0- 1	0- 0	AWAY	1- 0	0- 1	1- 1				
0- 0	0- 0	0- 0	NEUTRAL	0- 0	0- 0	0- 0				
0- 2	0- 0	0- 0	CONFERENCE	0- 0	0- 0	0- 2				
0- 0	0- 0	0- 0	HOME	0- 0	0- 0	0- 0				
0- 2	0- 0	0- 0	AWAY	0- 0	0- 0	0- 2				
0- 0	0- 0	0- 0	NEUTRAL	0- 0	0- 0	0- 0				

RPI	S	Opponent	Score	RPI	S	Opponent	Score	RPI	S	Opponent	Score	RPI	S	Opponent	Score	Team's RPI: 199
5	A	Oregon St.	32 64					67	H	Texas	73 60	108	H	Penn	55 70	
21	H	NC State	59 68					81	A	Washington	62 50	122	A	Idaho	52 67	
								99	H	Texas Southern	57 74	230	A	Pepperdine	52 51	
												233	A	UC Davis	49 62	
												252	A	CSUN	54 58	
												264	A	LMU (CA)	51 65	
												266	H	North Texas	60 66	
												281	H	San Diego St.	61 58	
												296	H	UTSA	62 50	
LAST 10 Division I																
233	A	UC Davis	49 62	5	A	Oregon St.	32 64									
252	A	CSUN	54 58	67	H	Texas	73 60									
108	H	Penn	55 70	21	H	NC State	59 68									
122	A	Idaho	52 67	266	H	North Texas	60 66									
81	A	Washington	62 50	99	H	Texas Southern	57 74									

Non-Div I Games: Hope Int'l 86 49

Hawaii

Loss,
Non-Conf, S Site,
H Home
A Away
N Neutral

RPI 1-25				RPI 26-50				RPI 51-100				RPI 101+				Team's RPI: 269	
RPI	S	Opponent	Score	RPI	S	Opponent	Score	RPI	S	Opponent	Score	RPI	S	Opponent	Score		
				41	A	Duke	57 93	98	H	Davidson	63 73	104	A	UNC Greensboro	70 82		
												131	A	Campbell	36 73		
												132	A	Butler	52 74		
												158	A	Norfolk St.	58 72		
												191	A	UNC Asheville	60 76		
												203	A	American	48 56		
												211	H	ETSU	80 62		
												227	H	Col. of Charleston	70 79		
												253	A	Winthrop	63 69		
												289	H	Radford	68 58		
												315	A	N.C. Central	78 58		
												337	H	USC Upstate	85 46		
												347	A	Charleston So.	84 70		
LAST 10 Division I																	
				347	A	Charleston So.	84 70	131	A	Campbell	36 73						
				191	A	UNC Asheville	60 76	104	A	UNC Greensboro	70 82						
				289	H	Radford	68 58	132	A	Butler	52 74						
				337	H	USC Upstate	85 46	98	H	Davidson	63 73						
				253	A	Winthrop	63 69	315	A	N.C. Central	78 58						

High Point

Page 110

Hofstra

Through Games Of Jan. 12, 2020

Average RPI Win:	257	WON-LOST	WINNING	LAST 10	STRENGTH OF	OPP. STRENGTH	TEAM	ADJ.	CONF.	ADJ CONF.
Average RPI Loss:	190	RECORD	PCT. RANK	GAMES	SCHEDULE	OF SCHEDULE	RPI	RPI	RPI	RPI
DIV. I ONLY	3- 11	303	2-8	279	312	323	323	14	14	
DIV. I NON-CONF.	3- 8	268	2-5	279	339	317	317	13	13	
TOTALS	RPI 1-25	RPI 26-50	W-L RECORDS	RPI 51-100	RPI 101-150	RPI 150+				
3- 11	0- 0	0- 0	OVERALL	0- 2	1- 2	2- 7				
2- 3	0- 0	0- 0	HOME	0- 1	1- 0	1- 2				
1- 6	0- 0	0- 0	AWAY	0- 1	0- 0	1- 5				
0- 2	0- 0	0- 0	NEUTRAL	0- 0	0- 2	0- 0				
3- 8	0- 0	0- 0	NON-CONFERENCE	0- 1	1- 2	2- 5				
2- 3	0- 0	0- 0	HOME	0- 1	1- 0	1- 2				
1- 3	0- 0	0- 0	AWAY	0- 0	0- 0	1- 3				
0- 2	0- 0	0- 0	NEUTRAL	0- 0	0- 2	0- 0				
0- 3	0- 0	0- 0	CONFERENCE	0- 1	0- 0	0- 2				
0- 0	0- 0	0- 0	HOME	0- 0	0- 0	0- 0				
0- 3	0- 0	0- 0	AWAY	0- 1	0- 0	0- 2				
0- 0	0- 0	0- 0	NEUTRAL	0- 0	0- 0	0- 0				

RPI S	Opponent	Score	RPI S	Opponent	Score	RPI S	Opponent	Score	RPI S	Opponent	Score
						80	A Drexel	54 74	131	H Campbell	58 55
						86	H Stony Brook	38 81	135	N Houston	44 54
									150	N Samford	45 65
									157	H Cleveland St.	51 61
									177	A Northeastern	51 74
									217	H Howard	64 73
									241	A Sacred Heart	44 71
									244	A Delaware	59 80
									259	A Fairfield	64 73
									299	H Morgan St.	51 39
									342	A Hartford	43 41
									345	A LIU Brooklyn	46 85
LAST 10 Division I											
			80	A Drexel	54 74		131	H Campbell	58 55		
			244	A Delaware	59 80		259	A Fairfield	64 73		
			177	A Northeastern	51 74		299	H Morgan St.	51 39		
			150	N Samford	45 65		345	A LIU Brooklyn	46 85		
			135	N Houston	44 54		217	H Howard	64 73		

Non-Div I Games:

Hofstra

Loss, Non-Conf, S Site, H Home A Away N Neutral

Holy Cross

Through Games Of Jan. 12, 2020

Average RPI Win:	242	WON-LOST	WINNING	LAST 10	STRENGTH OF	OPP. STRENGTH	TEAM	ADJ.	CONF.	ADJ CONF.
Average RPI Loss:	117	RECORD	PCT. RANK	GAMES	SCHEDULE	OF SCHEDULE	RPI	RPI	RPI	RPI
DIV. I ONLY	10- 5	78	6-4	237	231	121	121	16	16	
DIV. I NON-CONF.	7- 4	100	3-3	227	252	104	104	16	16	
TOTALS	RPI 1-25	RPI 26-50	W-L RECORDS	RPI 51-100	RPI 101-150	RPI 150+				
10- 5	0- 0	0- 0	OVERALL	1- 2	0- 2	9- 1				
5- 1	0- 0	0- 0	HOME	1- 1	0- 0	4- 0				
5- 4	0- 0	0- 0	AWAY	0- 1	0- 2	5- 1				
0- 0	0- 0	0- 0	NEUTRAL	0- 0	0- 0	0- 0				
7- 4	0- 0	0- 0	NON-CONFERENCE	1- 1	0- 2	6- 1				
4- 0	0- 0	0- 0	HOME	1- 0	0- 0	3- 0				
3- 4	0- 0	0- 0	AWAY	0- 1	0- 2	3- 1				
0- 0	0- 0	0- 0	NEUTRAL	0- 0	0- 0	0- 0				
3- 1	0- 0	0- 0	CONFERENCE	0- 1	0- 0	3- 0				
1- 1	0- 0	0- 0	HOME	0- 1	0- 0	1- 0				
2- 0	0- 0	0- 0	AWAY	0- 0	0- 0	2- 0				
0- 0	0- 0	0- 0	NEUTRAL	0- 0	0- 0	0- 0				

RPI S	Opponent	Score	RPI S	Opponent	Score	RPI S	Opponent	Score	RPI S	Opponent	Score	Team's RPI: 121
						65	H Bucknell	40 51	120	A Massachusetts	72 75	
						74	A North Florida	60 80	127	A Illinois	75 78	
						100	H Boston College	80 71	182	H Merrimack	68 42	
									198	A Rhode Island	58 73	
									224	A Stetson	75 63	
									241	A Sacred Heart	65 52	
									246	A Brown	83 71	
									255	H Lafayette	57 56	
									270	A Navy	58 49	
									278	A Loyola Maryland	64 56	
									305	H New Hampshire	82 61	
									321	H Bryant	87 75	
LAST 10 Division I												
			65	H Bucknell	40 51		74	A North Florida	60 80			
			255	H Lafayette	57 56		305	H New Hampshire	82 61			
			270	A Navy	58 49		241	A Sacred Heart	65 52			
			278	A Loyola Maryland	64 56		120	A Massachusetts	72 75			
			224	A Stetson	75 63		198	A Rhode Island	58 73			

Non-Div I Games:

Holy Cross

Loss, Non-Conf, S Site, H Home A Away N Neutral

Average RPI Win:	231	WON-LOST	WINNING	LAST 10	STRENGTH OF	OPP. STRENGTH	TEAM	ADJ.	CONF.	ADJ CONF.
Average RPI Loss:	81	RECORD	PCT. RANK	GAMES	SCHEDULE	OF SCHEDULE	RPI	RPI	RPI	RPI
DIV. I ONLY	8- 9	191	4-6	59	106	135	135	9	9	
DIV. I NON-CONF.	7- 7	163	3-4	97	167	142	142	8	8	
TOTALS	RPI 1-25	RPI 26-50	W-L RECORDS	RPI 51-100	RPI 101-150	RPI 150+				
8- 9	0- 2	1- 2	OVERALL	0- 2	0- 1	7- 2				
6- 2	0- 0	1- 1	HOME	0- 1	0- 0	5- 0				
0- 5	0- 2	0- 1	AWAY	0- 0	0- 1	0- 1				
2- 2	0- 0	0- 0	NEUTRAL	0- 1	0- 0	2- 1				
7- 7	0- 1	1- 2	NON-CONFERENCE	0- 1	0- 1	6- 2				
5- 1	0- 0	1- 1	HOME	0- 0	0- 0	4- 0				
0- 4	0- 1	0- 1	AWAY	0- 0	0- 1	0- 1				
2- 2	0- 0	0- 0	NEUTRAL	0- 1	0- 0	2- 1				
1- 2	0- 1	0- 0	CONFERENCE	0- 1	0- 0	1- 0				
1- 1	0- 0	0- 0	HOME	0- 1	0- 0	1- 0				
0- 1	0- 1	0- 0	AWAY	0- 0	0- 0	0- 0				
0- 0	0- 0	0- 0	NEUTRAL	0- 0	0- 0	0- 0				

RPI 1-25				RPI 26-50				RPI 51-100				RPI 101+ Team's RPI: 135			
RPI	S	Opponent	Score	RPI	S	Opponent	Score	RPI	S	Opponent	Score	RPI	S	Opponent	Score
4	A	UConn	51 91	29	A	Georgia Tech	38 69	52	H	Temple	58 61	130	A	Fordham	54 63
19	A	Texas A&M	43 72	36	H	FGCU	45 57	70	N	Syracuse	62 87	170	A	New Mexico	71 81
				39	H	Oklahoma	85 69					180	H	Memphis	75 65
												197	H	Southern Miss.	75 60
												220	N	San Francisco	57 80
												236	H	Louisiana Tech	67 53
												262	H	Southeastern La.	78 65
												302	N	California Baptist	96 75
												306	H	Houston Baptist	82 60
												323	N	Hofstra	54 44
LAST 10 Division I															
4	A	UConn	51 91	197	H	Southern Miss.	75 60								
52	H	Temple	58 61	19	A	Texas A&M	43 72								
180	H	Memphis	75 65	236	H	Louisiana Tech	67 53								
130	A	Fordham	54 63	36	H	FGCU	45 57								
323	N	Hofstra	54 44	220	N	San Francisco	57 80								

Non-Div I Games:

Houston

■ Loss,
 ■ Non-Conf,
 ■ S Site,
 ■ H Home
 ■ A Away
 N Neutral

Houston Baptist

Through Games Of Jan. 12, 2020

Average RPI Win:	295	WON-LOST	WINNING	LAST 10	STRENGTH OF	OPP. STRENGTH	TEAM	ADJ.	CONF.	ADJ CONF.
Average RPI Loss:	194	RECORD	PCT. RANK	GAMES	SCHEDULE	OF SCHEDULE	RPI	RPI	RPI	RPI
DIV. I ONLY	2- 10	317	2-8	262	324	306	306	25	25	
DIV. I NON-CONF.	2- 5	259	2-3	145	308	197	197	22	22	
TOTALS	RPI 1-25	RPI 26-50	W-L RECORDS	RPI 51-100	RPI 101-150	RPI 150+				
2- 10	0- 1	0- 0	OVERALL	0- 0	0- 2	2- 7				
0- 3	0- 0	0- 0	HOME	0- 0	0- 0	0- 3				
2- 7	0- 1	0- 0	AWAY	0- 0	0- 2	2- 4				
0- 0	0- 0	0- 0	NEUTRAL	0- 0	0- 0	0- 0				
2- 5	0- 1	0- 0	NON-CONFERENCE	0- 0	0- 2	2- 2				
0- 1	0- 0	0- 0	HOME	0- 0	0- 0	0- 1				
2- 4	0- 1	0- 0	AWAY	0- 0	0- 2	2- 1				
0- 0	0- 0	0- 0	NEUTRAL	0- 0	0- 0	0- 0				
0- 5	0- 0	0- 0	CONFERENCE	0- 0	0- 0	0- 5				
0- 2	0- 0	0- 0	HOME	0- 0	0- 0	0- 2				
0- 3	0- 0	0- 0	AWAY	0- 0	0- 0	0- 3				
0- 0	0- 0	0- 0	NEUTRAL	0- 0	0- 0	0- 0				

RPI 1-25				RPI 26-50				RPI 51-100				RPI 101+ Team's RPI: 306			
RPI	S	Opponent	Score	RPI	S	Opponent	Score	RPI	S	Opponent	Score	RPI	S	Opponent	Score
16	A	Baylor	42 112									135	A	Houston	60 82
												147	A	Wichita St.	42 59
												151	H	SFA	42 59
												187	A	Lamar University	53 60
												207	A	Texas Tech	51 59
												238	H	Northern Ariz.	62 79
												240	A	Oral Roberts	74 73
												251	A	Central Ark.	39 63
												262	H	Southeastern La.	59 69
												344	A	Northwestern St.	60 69
												349	A	La.-Monroe	72 65
LAST 10 Division I															
187	A	Lamar University	53 60	207	A	Texas Tech	51 59								
344	A	Northwestern St.	60 69	349	A	La.-Monroe	72 65								
251	A	Central Ark.	39 63	238	H	Northern Ariz.	62 79								
262	H	Southeastern La.	59 69	147	A	Wichita St.	42 59								
151	H	SFA	42 59	240	A	Oral Roberts	74 73								

Non-Div I Games: LSU-Shreveport 67 44 Paul Quinn 63 34

Houston Baptist

Loss, Non-Conf, S Site, H Home A Away N Neutral

Howard

H
o
w
a
r
d

Howard

Page 115

IUPUI				STRENGTH OF SCHEDULE	OPP. STRENGTH OF SCHEDULE	TEAM RPI	ADJ. RPI	CONF. RPI	ADJ CONF. RPI
Average RPI Win:	168	WON-LOST RECORD	WINNING PCT. RANK						
Average RPI Loss:	90		LAST 10 GAMES						
DIV. I ONLY	10- 6	100	7-3	74	142	61	61	17	17
DIV. I NON-CONF.	5- 5	163	2-2	40	19	61	61	18	18

TOTALS	RPI 1-25	RPI 26-50	W-L RECORDS	RPI 51-100	RPI 101-150	RPI 150+			
10- 6	0- 0	0- 2	OVERALL	4- 2	1- 1	5- 1			
7- 0	0- 0	0- 0	HOME	2- 0	1- 0	4- 0			
1- 6	0- 0	0- 2	AWAY	0- 2	0- 1	1- 1			
2- 0	0- 0	0- 0	NEUTRAL	2- 0	0- 0	0- 0			
5- 5	0- 0	0- 2	NON-CONFERENCE	4- 2	0- 1	1- 0			
3- 0	0- 0	0- 0	HOME	2- 0	0- 0	1- 0			
0- 5	0- 0	0- 2	AWAY	0- 2	0- 1	0- 0			
2- 0	0- 0	0- 0	NEUTRAL	2- 0	0- 0	0- 0			
5- 1	0- 0	0- 0	CONFERENCE	0- 0	1- 0	4- 1			
4- 0	0- 0	0- 0	HOME	0- 0	1- 0	3- 0			
1- 1	0- 0	0- 0	AWAY	0- 0	0- 0	1- 1			
0- 0	0- 0	0- 0	NEUTRAL	0- 0	0- 0	0- 0			

RPI 1-25				RPI 26-50				RPI 51-100				Team's RPI: 61	RPI 101+			
RPI	S	Opponent	Score	RPI	S	Opponent	Score	RPI	S	Opponent	Score		RPI	S	Opponent	Score
				32	A	Miami (FL)	65 74	56	N	St. John's (NY)	85 78		132	A	Butler	61 64
				34	A	UNI	50 51	66	H	Ball St.	65 48		148	H	Wright St.	80 60
								76	A	UT Martin	51 57		157	A	Cleveland St.	78 53
								85	A	Ohio	64 70		179	A	Youngstown St.	73 75
								87	N	Elon	59 53		216	H	Northern Ky.	89 61
								92	H	Southern Ill.	81 78		263	H	Eastern Ky.	72 42
													267	H	Oakland	76 41
													326	H	Detroit Mercy	82 45

LAST 10 Division I																
				148	H	Wright St.	80 60	179	A	Youngstown St.	73 75					
				216	H	Northern Ky.	89 61	263	H	Eastern Ky.	72 42					
				326	H	Detroit Mercy	82 45	34	A	UNI	50 51					
				267	H	Oakland	76 41	85	A	Ohio	64 70					
				157	A	Cleveland St.	78 53	87	N	Elon	59 53					

Non-Div I Games: Ind.-Northwest 103 45

IUPUI

■ Loss,
 ■ Non-Conf, S Site,
 ■ Home
 ■ Away
 N Neutral

Idaho

Through Games Of Jan. 12, 2020

Average RPI Win:	238	WON-LOST	WINNING	LAST 10	STRENGTH OF	OPP. STRENGTH	TEAM	ADJ.	CONF.	ADJ CONF.
Average RPI Loss:	112	RECORD	PCT. RANK	GAMES	SCHEDULE	OF SCHEDULE	RPI	RPI	RPI	RPI
DIV. I ONLY	8- 5	112	6-4	204	188	122	122	20	20	
DIV. I NON-CONF.	5- 4	140	3-3	162	148	111	111	17	17	
TOTALS	RPI 1-25	RPI 26-50	W-L RECORDS	RPI 51-100	RPI 101-150	RPI 150+				
8- 5	0- 0	0- 2	OVERALL	0- 1	1- 0	7- 2				
4- 0	0- 0	0- 0	HOME	0- 0	0- 0	4- 0				
4- 3	0- 0	0- 1	AWAY	0- 1	1- 0	3- 1				
0- 2	0- 0	0- 1	NEUTRAL	0- 0	0- 0	0- 1				
5- 4	0- 0	0- 2	NON-CONFERENCE	0- 1	0- 0	5- 1				
2- 0	0- 0	0- 0	HOME	0- 0	0- 0	2- 0				
3- 2	0- 0	0- 1	AWAY	0- 1	0- 0	3- 0				
0- 2	0- 0	0- 1	NEUTRAL	0- 0	0- 0	0- 1				
3- 1	0- 0	0- 0	CONFERENCE	0- 0	1- 0	2- 1				
2- 0	0- 0	0- 0	HOME	0- 0	0- 0	2- 0				
1- 1	0- 0	0- 0	AWAY	0- 0	1- 0	0- 1				
0- 0	0- 0	0- 0	NEUTRAL	0- 0	0- 0	0- 0				

RPI 1-25			RPI 26-50			RPI 51-100			RPI 101+			Team's RPI: 122
RPI	S	Opponent	Score	RPI	S	Opponent	Score	RPI	S	Opponent	Score	
				44	N	Old Dominion	55 67	77	A	South Fla.	64 67	115 A Montana St. 69 68
				45	A	Oklahoma St.	47 62					187 N Lamar University 44 47
												189 A San Diego 65 32
												199 H Hawaii 67 52
												208 A Portland St. 53 74
												220 A San Francisco 66 60
												258 H Colorado St. 61 54
												291 H Idaho St. 62 56
												297 H Weber St. 70 50
												336 A Seattle U 90 84
LAST 10 Division I												
				115	A	Montana St.	69 68	77	A	South Fla.	64 67	
				208	A	Portland St.	53 74	189	A	San Diego	65 32	
				297	H	Weber St.	70 50	44	N	Old Dominion	55 67	
				291	H	Idaho St.	62 56	187	N	Lamar University	44 47	
				199	H	Hawaii	67 52	336	A	Seattle U	90 84	

Non-Div I Games:

Idaho

■ Loss,
 ■ Non-Conf,
 ■ S Site,
 ■ H Home
 ■ A Away
 N Neutral

Average RPI Win:	327	WON-LOST	WINNING	LAST 10	STRENGTH OF	OPP. STRENGTH	TEAM	ADJ.	CONF.	ADJ CONF.
Average RPI Loss:	153	RECORD	PCT. RANK	GAMES	SCHEDULE	OF SCHEDULE	RPI	RPI	RPI	RPI
DIV. I ONLY	4- 8	251	3-7	312	207	291	291	20	20	
DIV. I NON-CONF.	2- 5	259	1-4	275	160	283	283	17	17	
TOTALS	RPI 1-25	RPI 26-50	W-L RECORDS	RPI 51-100	RPI 101-150	RPI 150+				
4- 8	0- 0	0- 3	OVERALL	0- 0	0- 2	4- 3				
2- 2	0- 0	0- 0	HOME	0- 0	0- 0	2- 2				
2- 6	0- 0	0- 3	AWAY	0- 0	0- 2	2- 1				
0- 0	0- 0	0- 0	NEUTRAL	0- 0	0- 0	0- 0				
2- 5	0- 0	0- 3	NON-CONFERENCE	0- 0	0- 0	2- 2				
1- 1	0- 0	0- 0	HOME	0- 0	0- 0	1- 1				
1- 4	0- 0	0- 3	AWAY	0- 0	0- 0	1- 1				
0- 0	0- 0	0- 0	NEUTRAL	0- 0	0- 0	0- 0				
2- 3	0- 0	0- 0	CONFERENCE	0- 0	0- 2	2- 1				
1- 1	0- 0	0- 0	HOME	0- 0	0- 0	1- 1				
1- 2	0- 0	0- 0	AWAY	0- 0	0- 2	1- 0				
0- 0	0- 0	0- 0	NEUTRAL	0- 0	0- 0	0- 0				

RPI S	Opponent	Score	RPI S	Opponent	Score	RPI S	Opponent	Score	RPI S	Opponent	Score	Team's RPI: 291
			37	A Arizona St.	69 74				122	A Idaho	56 62	
			41	A Duke	66 85				145	A Southern Utah	65 72	
			45	A Oklahoma St.	52 70				238	H Northern Ariz.	59 70	
									290	A Eastern Wash.	67 47	
									292	A Utah St.	61 69	
									302	H California Baptist	68 74	
									336	H Seattle U	73 48	
									340	A Utah Valley	88 61	
									343	H Sacramento St.	80 62	
LAST 10 Division I												
			238	H Northern Ariz.	59 70		292	A Utah St.	61 69			
			145	A Southern Utah	65 72		302	H California Baptist	68 74			
			343	H Sacramento St.	80 62		37	A Arizona St.	69 74			
			290	A Eastern Wash.	67 47		340	A Utah Valley	88 61			
			122	A Idaho	56 62		41	A Duke	66 85			

Non-Div I Games: Arizona Christian 93 36 Montana Tech 83 57

Idaho St.

Average RPI Win:	225	WON-LOST	WINNING	LAST 10	STRENGTH OF	OPP. STRENGTH	TEAM	ADJ.	CONF.	ADJ CONF.
Average RPI Loss:	35	RECORD	PCT. RANK	GAMES	SCHEDULE	OF SCHEDULE	RPI	RPI	RPI	RPI
DIV. I ONLY	10- 6	100	5-5	134	76	127	127	2	2	
DIV. I NON-CONF.	9- 2	40	4-1	321	227	159	159	2	2	
TOTALS	RPI 1-25	RPI 26-50	W-L RECORDS	RPI 51-100	RPI 101-150	RPI 150+				
10- 6	0- 4	0- 0	OVERALL	1- 2	2- 0	7- 0				
9- 3	0- 2	0- 0	HOME	1- 1	2- 0	6- 0				
1- 3	0- 2	0- 0	AWAY	0- 1	0- 0	1- 0				
0- 0	0- 0	0- 0	NEUTRAL	0- 0	0- 0	0- 0				
9- 2	0- 0	0- 0	NON-CONFERENCE	0- 2	2- 0	7- 0				
8- 1	0- 0	0- 0	HOME	0- 1	2- 0	6- 0				
1- 1	0- 0	0- 0	AWAY	0- 1	0- 0	1- 0				
0- 0	0- 0	0- 0	NEUTRAL	0- 0	0- 0	0- 0				
1- 4	0- 4	0- 0	CONFERENCE	1- 0	0- 0	0- 0				
1- 2	0- 2	0- 0	HOME	1- 0	0- 0	0- 0				
0- 2	0- 2	0- 0	AWAY	0- 0	0- 0	0- 0				
0- 0	0- 0	0- 0	NEUTRAL	0- 0	0- 0	0- 0				

RPI S	Opponent	Score	RPI S	Opponent	Score	RPI S	Opponent	Score	RPI S	Opponent	Score	Team's RPI: 127
9	A Indiana	42 83				57	H Minnesota	74 71	121	H Holy Cross	78 75	
10	A Iowa	72 108				68	A North Carolina	60 85	141	H Austin Peay	76 62	
15	H Northwestern	50 77				83	H Illinois St.	58 74	163	A Missouri	58 51	
25	H Rutgers	51 75							182	H Merrimack	75 72	
									287	H Ark.-Pine Bluff	65 50	
									303	H Presbyterian	71 52	
									321	H Bryant	69 55	
									327	H Evansville	59 44	
									348	H Chicago St.	96 66	
LAST 10 Division I												
57	H Minnesota	74 71	163	A Missouri	58 51							
25	H Rutgers	51 75	327	H Evansville	59 44							
9	A Indiana	42 83	182	H Merrimack	75 72							
10	A Iowa	72 108	68	A North Carolina	60 85							
15	H Northwestern	50 77	303	H Presbyterian	71 52							

Non-Div I Games:

Illinois

Loss, Non-Conf, S Site, H Home A Away N Neutral

Average RPI Win:	213	WON-LOST	WINNING	LAST 10	STRENGTH OF	OPP. STRENGTH	TEAM	ADJ.	CONF.	ADJ CONF.
Average RPI Loss:	92	RECORD	PCT. RANK	GAMES	SCHEDULE	OF SCHEDULE	RPI	RPI	RPI	RPI
DIV. I ONLY	9- 4	69	7-3	195	170	83	83	7	7	
DIV. I NON-CONF.	7- 3	80	5-2	144	172	64	64	7	7	
TOTALS	RPI 1-25	RPI 26-50	W-L RECORDS	RPI 51-100	RPI 101-150	RPI 150+				
9- 4	0- 0	0- 1	OVERALL	1- 1	1- 2	7- 0				
7- 0	0- 0	0- 0	HOME	1- 0	0- 0	6- 0				
2- 4	0- 0	0- 1	AWAY	0- 1	1- 2	1- 0				
0- 0	0- 0	0- 0	NEUTRAL	0- 0	0- 0	0- 0				
7- 3	0- 0	0- 1	NON-CONFERENCE	1- 1	1- 1	5- 0				
5- 0	0- 0	0- 0	HOME	1- 0	0- 0	4- 0				
2- 3	0- 0	0- 1	AWAY	0- 1	1- 1	1- 0				
0- 0	0- 0	0- 0	NEUTRAL	0- 0	0- 0	0- 0				
2- 1	0- 0	0- 0	CONFERENCE	0- 0	0- 1	2- 0				
2- 0	0- 0	0- 0	HOME	0- 0	0- 0	2- 0				
0- 1	0- 0	0- 0	AWAY	0- 0	0- 1	0- 0				
0- 0	0- 0	0- 0	NEUTRAL	0- 0	0- 0	0- 0				

RPI 1-25				RPI 26-50				RPI 51-100				Team's RPI: 83	RPI 101+			
RPI	S	Opponent	Score	RPI	S	Opponent	Score	RPI	S	Opponent	Score		RPI	S	Opponent	Score
				31	A	Marquette	41 58	76	H	UT Martin	70 47		106	A	Bradley	61 76
								91	A	Saint Louis	56 61		127	A	Illinois	74 58
													141	A	Austin Peay	72 77
													168	A	North Dakota	66 58
													185	H	Jackson St.	77 55
													212	H	Northern Ill.	69 66
													231	H	Western Ill.	78 65
													274	H	Indiana St.	83 69
													317	H	SIUE	74 53
													327	H	Evansville	81 58
LAST 10 Division I																
				106	A	Bradley	61 76	317	H	SIUE	74 53					
				327	H	Evansville	81 58	91	A	Saint Louis	56 61					
				274	H	Indiana St.	83 69	231	H	Western Ill.	78 65					
				141	A	Austin Peay	72 77	76	H	UT Martin	70 47					
				185	H	Jackson St.	77 55	168	A	North Dakota	66 58					

Non-Div I Games: Truman 87 60

Illinois St.

Average RPI Win:	314	WON-LOST	WINNING	LAST 10	STRENGTH OF	OPP. STRENGTH	TEAM	ADJ.	CONF.	ADJ CONF.
Average RPI Loss:	204	RECORD	PCT. RANK	GAMES	SCHEDULE	OF SCHEDULE	RPI	RPI	RPI	RPI
DIV. I ONLY	2- 7	302	2-7	347	226	341	341	25	25	
DIV. I NON-CONF.	0- 5	338	0-5	299	248	346	346	22	22	
TOTALS	RPI 1-25	RPI 26-50	W-L RECORDS	RPI 51-100	RPI 101-150	RPI 150+				
2- 7	0- 0	0- 0	OVERALL	0- 1	0- 1	2- 5				
1- 3	0- 0	0- 0	HOME	0- 0	0- 1	1- 2				
1- 4	0- 0	0- 0	AWAY	0- 1	0- 0	1- 3				
0- 0	0- 0	0- 0	NEUTRAL	0- 0	0- 0	0- 0				
0- 5	0- 0	0- 0	NON-CONFERENCE	0- 1	0- 0	0- 4				
0- 1	0- 0	0- 0	HOME	0- 0	0- 0	0- 1				
0- 4	0- 0	0- 0	AWAY	0- 1	0- 0	0- 3				
0- 0	0- 0	0- 0	NEUTRAL	0- 0	0- 0	0- 0				
2- 2	0- 0	0- 0	CONFERENCE	0- 0	0- 1	2- 1				
1- 2	0- 0	0- 0	HOME	0- 0	0- 1	1- 1				
1- 0	0- 0	0- 0	AWAY	0- 0	0- 0	1- 0				
0- 0	0- 0	0- 0	NEUTRAL	0- 0	0- 0	0- 0				

RPI 1-25			RPI 26-50			RPI 51-100			RPI 101+			Team's RPI: 341
RPI	S	Opponent	Score	RPI	S	Opponent	Score	RPI	S	Opponent	Score	
						85 A Ohio	41 78			102 H New Orleans	55 67	
										154 A Kansas St.	41 85	
										251 H Central Ark.	37 47	
										258 A Colorado St.	47 75	
										281 H San Diego St.	48 57	
										283 H Nicholls St.	53 51	
										296 A UTSA	56 63	
										344 A Northwestern St.	69 67	
LAST 10 Division I												
						102 H New Orleans	55 67			154 A Kansas St.	41 85	
						344 A Northwestern St.	69 67			258 A Colorado St.	47 75	
						283 H Nicholls St.	53 51			85 A Ohio	41 78	
						281 H San Diego St.	48 57			296 A UTSA	56 63	
						251 H Central Ark.	37 47					

Non-Div I Games: Schreiner 70 35 Tex. A&M Int'l 55 38 Paul Quinn 79 62 UNKNOWN 74 52 Incarnate Word

Indiana

Through Games Of Jan. 12, 2020

Average RPI Win: 112		WON-LOST	WINNING	LAST 10	STRENGTH OF	OPP. STRENGTH	TEAM	ADJ.	CONF.	ADJ CONF.
Average RPI Loss: 11		RECORD	PCT. RANK	GAMES	SCHEDULE	OF SCHEDULE	RPI	RPI	RPI	RPI
DIV. I ONLY		14- 3	29	8-2	7	16	9	9	2	2
DIV. I NON-CONF.		10- 2	31	4-1	11	27	8	8	2	2
TOTALS		RPI 1-25	RPI 26-50		W-L RECORDS		RPI 51-100	RPI 101-150	RPI 150+	
14- 3	2- 3	2- 0		OVERALL		3- 0	3- 0	4- 0		
8- 1	0- 1	1- 0		HOME		2- 0	1- 0	4- 0		
4- 1	1- 1	1- 0		AWAY		0- 0	2- 0	0- 0		
2- 1	1- 1	0- 0		NEUTRAL		1- 0	0- 0	0- 0		
10- 2	1- 2	1- 0		NON-CONFERENCE		2- 0	2- 0	4- 0		
5- 1	0- 1	0- 0		HOME		1- 0	0- 0	4- 0		
3- 0	0- 0	1- 0		AWAY		0- 0	2- 0	0- 0		
2- 1	1- 1	0- 0		NEUTRAL		1- 0	0- 0	0- 0		
4- 1	1- 1	1- 0		CONFERENCE		1- 0	1- 0	0- 0		
3- 0	0- 0	1- 0		HOME		1- 0	1- 0	0- 0		
1- 1	1- 1	0- 0		AWAY		0- 0	0- 0	0- 0		
0- 0	0- 0	0- 0		NEUTRAL		0- 0	0- 0	0- 0		

RPI	S	Opponent	Score	RPI	S	Opponent	Score	RPI	S	Opponent	Score	RPI	S	Opponent	Score
2	N	South Carolina	71 57	27	H	Purdue	66 48	53	N	Washington St.	78 44	127	H	Illinois	83 42
6	H	UCLA	58 68	32	A	Miami (FL)	58 45	74	H	North Florida	72 45	132	A	Butler	64 53
10	A	Iowa	85 91					96	H	Michigan St.	79 67	133	A	Florida	73 49
16	N	Baylor	62 77									179	H	Youngstown St.	93 56
25	A	Rutgers	66 56									185	H	Jackson St.	91 51
												213	H	Mt. St. Mary's	75 52
												283	H	Nicholls St.	111 47
LAST 10 Division I															
27	H	Purdue	66 48	10	A	Iowa	85 91	179	H	Youngstown St.	93 56	132	A	Butler	64 53
127	H	Illinois	83 42					74	H	North Florida	72 45	32	A	Miami (FL)	58 45
25	A	Rutgers	66 56												
96	H	Michigan St.	79 67												
6	H	UCLA	58 68												

Non-Div I Games:

Indiana

■ Loss,
 ■ Non-Conf, S Site,
 ■ Home
 ■ Away
 N Neutral

Indiana St.

Through Games Of Jan. 12, 2020

Average RPI Win:	288	WON-LOST	WINNING	LAST 10	STRENGTH OF	OPP. STRENGTH	TEAM	ADJ.	CONF.	ADJ CONF.
Average RPI Loss:	151	RECORD	PCT. RANK	GAMES	SCHEDULE	OF SCHEDULE	RPI	RPI	RPI	RPI
DIV. I ONLY	2- 14	330	0-10	73	335	274	274	7	7	
DIV. I NON-CONF.	2- 10	313	0-6	175	326	296	296	7	7	
TOTALS	RPI 1-25	RPI 26-50	W-L RECORDS	RPI 51-100	RPI 101-150	RPI 150+				
2- 14	0- 0	0- 1	OVERALL	0- 4	0- 2	2- 7				
0- 6	0- 0	0- 0	HOME	0- 1	0- 1	0- 4				
2- 7	0- 0	0- 1	AWAY	0- 3	0- 1	2- 2				
0- 1	0- 0	0- 0	NEUTRAL	0- 0	0- 0	0- 1				
2- 10	0- 0	0- 1	NON-CONFERENCE	0- 3	0- 0	2- 6				
0- 4	0- 0	0- 0	HOME	0- 1	0- 0	0- 3				
2- 5	0- 0	0- 1	AWAY	0- 2	0- 0	2- 2				
0- 1	0- 0	0- 0	NEUTRAL	0- 0	0- 0	0- 1				
0- 4	0- 0	0- 0	CONFERENCE	0- 1	0- 2	0- 1				
0- 2	0- 0	0- 0	HOME	0- 0	0- 1	0- 1				
0- 2	0- 0	0- 0	AWAY	0- 1	0- 1	0- 0				
0- 0	0- 0	0- 0	NEUTRAL	0- 0	0- 0	0- 0				

RPI 1-25				RPI 26-50				RPI 51-100				RPI 101+				Team's RPI: 274	
RPI	S	Opponent	Score	RPI	S	Opponent	Score	RPI	S	Opponent	Score	RPI	S	Opponent	Score		
				42	A	Colorado	46 59	60	A	Kansas	72 84	106	A	Bradley	75 91		
								64	A	Pacific	66 83	117	H	Loyola Chicago	51 58		
								83	A	Illinois St.	69 83	173	H	Valparaiso	56 75		
								91	H	Saint Louis	53 55	190	H	Southeast Mo. St.	58 68		
												214	A	Murray St.	62 70		
												216	H	Northern Ky.	68 70		
												231	A	Western Ill.	72 83		
												245	A	Eastern Ill.	59 57		
												252	N	CSUN	59 67		
												277	H	Marshall	60 72		
												330	A	UIC	61 40		
LAST 10 Division I																	
				173	H	Valparaiso	56 75	117	H	Loyola Chicago	51 58						
				106	A	Bradley	75 91	216	H	Northern Ky.	68 70						
				83	A	Illinois St.	69 83	214	A	Murray St.	62 70						
				91	H	Saint Louis	53 55	277	H	Marshall	60 72						
				190	H	Southeast Mo. St.	58 68	252	N	CSUN	59 67						

Non-Div I Games:

Indiana St.

■ Loss,
 ■ Non-Conf,
 ■ S Site,
 ■ H Home
 ■ A Away
 N Neutral

Average RPI Win:	246	WON-LOST	WINNING	LAST 10	STRENGTH OF	OPP. STRENGTH	TEAM	ADJ.	CONF.	ADJ CONF.
Average RPI Loss:	102	RECORD	PCT. RANK	GAMES	SCHEDULE	OF SCHEDULE	RPI	RPI	RPI	RPI
DIV. I ONLY	3- 9	290	2-8	19	253	156	156	24	24	
DIV. I NON-CONF.	1- 8	322	0-7	8	236	180	180	24	24	
TOTALS	RPI 1-25	RPI 26-50	W-L RECORDS	RPI 51-100	RPI 101-150	RPI 150+				
3- 9	0- 0	0- 1	OVERALL	0- 3	0- 4	3- 1				
0- 4	0- 0	0- 0	HOME	0- 1	0- 3	0- 0				
3- 3	0- 0	0- 1	AWAY	0- 1	0- 1	3- 0				
0- 2	0- 0	0- 0	NEUTRAL	0- 1	0- 0	0- 1				
1- 8	0- 0	0- 1	NON-CONFERENCE	0- 3	0- 3	1- 1				
0- 3	0- 0	0- 0	HOME	0- 1	0- 2	0- 0				
1- 3	0- 0	0- 1	AWAY	0- 1	0- 1	1- 0				
0- 2	0- 0	0- 0	NEUTRAL	0- 1	0- 0	0- 1				
2- 1	0- 0	0- 0	CONFERENCE	0- 0	0- 1	2- 0				
0- 1	0- 0	0- 0	HOME	0- 0	0- 1	0- 0				
2- 0	0- 0	0- 0	AWAY	0- 0	0- 0	2- 0				
0- 0	0- 0	0- 0	NEUTRAL	0- 0	0- 0	0- 0				

RPI 1-25				RPI 26-50				RPI 51-100				RPI 101+				Team's RPI: 156	
RPI	S	Opponent	Score	RPI	S	Opponent	Score	RPI	S	Opponent	Score	RPI	S	Opponent	Score		
				28	A	Central Mich.	50 70	62	H	Seton Hall	37 89	108	A	Penn	42 74		
								81	N	Washington	34 65	111	H	Duquesne	74 76		
								86	A	Stony Brook	40 59	119	H	Rider	37 81		
												120	H	Massachusetts	51 65		
												204	N	Towson	58 75		
												206	A	Quinnipiac	75 71		
												253	A	Winthrop	68 61		
												279	A	Monmouth	36 33		
LAST 10 Division I																	
				119	H	Rider	37 81	279	A	Monmouth	36 33						
				206	A	Quinnipiac	75 71	204	N	Towson	58 75						
				120	H	Massachusetts	51 65	81	N	Washington	34 65						
				62	H	Seton Hall	37 89	86	A	Stony Brook	40 59						
				28	A	Central Mich.	50 70	108	A	Penn	42 74						

Non-Div I Games:

Iona

Average RPI Win:	114	WON-LOST	WINNING	LAST 10	STRENGTH OF	OPP. STRENGTH	TEAM	ADJ.	CONF.	ADJ CONF.
Average RPI Loss:	56	RECORD	PCT. RANK	GAMES	SCHEDULE	OF SCHEDULE	RPI	RPI	RPI	RPI
DIV. I ONLY	13- 3	32	8-2	6	61	10	10	2	2	
DIV. I NON-CONF.	9- 2	40	4-1	26	102	15	15	2	2	
TOTALS	RPI 1-25	RPI 26-50	W-L RECORDS	RPI 51-100	RPI 101-150	RPI 150+				
13- 3	5- 0	0- 1	OVERALL	1- 2	2- 0	5- 0				
9- 0	4- 0	0- 0	HOME	0- 0	1- 0	4- 0				
2- 2	1- 0	0- 1	AWAY	1- 1	0- 0	0- 0				
2- 1	0- 0	0- 0	NEUTRAL	0- 1	1- 0	1- 0				
9- 2	2- 0	0- 1	NON-CONFERENCE	1- 1	1- 0	5- 0				
6- 0	2- 0	0- 0	HOME	0- 0	0- 0	4- 0				
1- 1	0- 0	0- 1	AWAY	1- 0	0- 0	0- 0				
2- 1	0- 0	0- 0	NEUTRAL	0- 1	1- 0	1- 0				
4- 1	3- 0	0- 0	CONFERENCE	0- 1	1- 0	0- 0				
3- 0	2- 0	0- 0	HOME	0- 0	1- 0	0- 0				
1- 1	1- 0	0- 0	AWAY	0- 1	0- 0	0- 0				
0- 0	0- 0	0- 0	NEUTRAL	0- 0	0- 0	0- 0				

RPI S	Opponent	Score	RPI S	Opponent	Score	RPI S	Opponent	Score	RPI S	Opponent	Score
9	H Indiana	91 85	34	A UNI	66 88	54	A Nebraska	69 78	118	N Cincinnati	69 61
15	A Northwestern	77 51				81	N Washington	63 70	127	H Illinois	108 72
20	H Princeton	77 75				84	A Iowa St.	75 69	171	H Clemson	74 60
23	H Drake	79 67							184	H Fla. Atlantic	85 53
24	H Maryland	66 61							188	H North Ala.	86 81
									204	N Towson	100 72
									315	H N.C. Central	102 50
LAST 10 Division I											
24	H Maryland	66 61	9	H Indiana	91 85						
15	A Northwestern	77 51	315	H N.C. Central	102 50						
127	H Illinois	108 72	84	A Iowa St.	75 69						
54	A Nebraska	69 78	171	H Clemson	74 60						
23	H Drake	79 67	81	N Washington	63 70						

Non-Div I Games:

Iowa

■ Loss,
 ■ Non-Conf,
 ■ S Site,
 ■ H Home
 ■ A Away
 N Neutral

Average RPI Win: 184		WON-LOST	WINNING	LAST 10	STRENGTH OF	OPP. STRENGTH	TEAM	ADJ.	CONF.	ADJ CONF.
Average RPI Loss: 35		RECORD	PCT. RANK	GAMES	SCHEDULE	OF SCHEDULE	RPI	RPI	RPI	RPI
DIV. I ONLY		9- 5	94	6-4	98	67	84	84	4	4
DIV. I NON-CONF.		8- 3	68	5-2	169	55	93	93	4	4
TOTALS		RPI 1-25	RPI 26-50		W-L RECORDS		RPI 51-100	RPI 101-150		RPI 150+
9- 5	0- 2	0- 2		OVERALL		2- 1	2- 0		5- 0	
6- 3	0- 1	0- 1		HOME		1- 1	2- 0		3- 0	
3- 2	0- 1	0- 1		AWAY		1- 0	0- 0		2- 0	
0- 0	0- 0	0- 0		NEUTRAL		0- 0	0- 0		0- 0	
8- 3	0- 2	0- 1		NON-CONFERENCE		2- 0	2- 0		4- 0	
6- 2	0- 1	0- 1		HOME		1- 0	2- 0		3- 0	
2- 1	0- 1	0- 0		AWAY		1- 0	0- 0		1- 0	
0- 0	0- 0	0- 0		NEUTRAL		0- 0	0- 0		0- 0	
1- 2	0- 0	0- 1		CONFERENCE		0- 1	0- 0		1- 0	
0- 1	0- 0	0- 0		HOME		0- 1	0- 0		0- 0	
1- 1	0- 0	0- 1		AWAY		0- 0	0- 0		1- 0	
0- 0	0- 0	0- 0		NEUTRAL		0- 0	0- 0		0- 0	

RPI 1-25				RPI 26-50				RPI 51-100 Team's RPI: 84				RPI 101+			
RPI	S	Opponent	Score	RPI	S	Opponent	Score	RPI	S	Opponent	Score	RPI	S	Opponent	Score
10	H	Iowa	69 75	34	H	UNI	63 71	67	H	Texas	75 81	102	H	New Orleans	71 53
23	A	Drake	81 86	39	A	Oklahoma	72 81	75	A	Alabama	75 66	148	H	Wright St.	79 71
								99	H	Texas Southern	79 59	188	H	North Ala.	80 72
												207	A	Texas Tech	96 66
												229	H	Southern U.	69 36
												287	H	Ark.-Pine Bluff	90 40
												318	A	North Dakota St.	86 58
LAST 10 Division I															
67	H	Texas	75 81	39	A	Oklahoma	72 81	10	H	Iowa	69 75	102	H	New Orleans	71 53
207	A	Texas Tech	96 66	10	H	Iowa	69 75	75	A	Alabama	75 66	148	H	Wright St.	79 71
188	H	North Ala.	80 72	75	A	Alabama	75 66	99	H	Texas Southern	79 59	188	H	North Ala.	80 72
34	H	UNI	63 71	102	H	New Orleans	71 53	207	A	Texas Tech	96 66	229	H	Southern U.	69 36
148	H	Wright St.	79 71	287	H	Ark.-Pine Bluff	90 40	287	H	Ark.-Pine Bluff	90 40	318	A	North Dakota St.	86 58

Non-Div I Games:

Iowa St.

Average RPI Win:	273	WON-LOST	WINNING	LAST 10	STRENGTH OF	OPP. STRENGTH	TEAM	ADJ.	CONF.	ADJ CONF.
Average RPI Loss:	114	RECORD	PCT. RANK	GAMES	SCHEDULE	OF SCHEDULE	RPI	RPI	RPI	RPI
DIV. I ONLY	5- 8	229	4-6	162	179	185	185	31	31	
DIV. I NON-CONF.	2- 8	295	1-6	75	81	202	202	29	29	
TOTALS	RPI 1-25	RPI 26-50	W-L RECORDS	RPI 51-100	RPI 101-150	RPI 150+				
5- 8	0- 2	0- 1	OVERALL	0- 1	1- 1	4- 3				
3- 1	0- 1	0- 0	HOME	0- 0	1- 0	2- 0				
2- 7	0- 1	0- 1	AWAY	0- 1	0- 1	2- 3				
0- 0	0- 0	0- 0	NEUTRAL	0- 0	0- 0	0- 0				
2- 8	0- 2	0- 1	NON-CONFERENCE	0- 1	1- 1	1- 3				
1- 1	0- 1	0- 0	HOME	0- 0	1- 0	0- 0				
1- 7	0- 1	0- 1	AWAY	0- 1	0- 1	1- 3				
0- 0	0- 0	0- 0	NEUTRAL	0- 0	0- 0	0- 0				
3- 0	0- 0	0- 0	CONFERENCE	0- 0	0- 0	3- 0				
2- 0	0- 0	0- 0	HOME	0- 0	0- 0	2- 0				
1- 0	0- 0	0- 0	AWAY	0- 0	0- 0	1- 0				
0- 0	0- 0	0- 0	NEUTRAL	0- 0	0- 0	0- 0				

RPI 1-25				RPI 26-50				RPI 51-100				RPI 101+ Team's RPI: 185			
RPI	S	Opponent	Score	RPI	S	Opponent	Score	RPI	S	Opponent	Score	RPI	S	Opponent	Score
9	A	Indiana	51 91	32	A	Miami (FL)	68 83	83	A	Illinois St.	55 77	106	A	Bradley	69 78
13	H	Mississippi St.	53 92									129	H	Louisiana	65 54
												152	A	Tulane	46 82
												251	A	Central Ark.	54 57
												262	A	Southeastern La.	59 63
												275	H	Alabama A&M	67 53
												286	H	Alabama St.	94 62
												331	A	Alcorn	83 67
												344	A	Northwestern St.	66 49
LAST 10 Division I															
275	H	Alabama A&M	67 53	331	A	Alcorn	83 67								
286	H	Alabama St.	94 62	262	A	Southeastern La.	59 63								
129	H	Louisiana	65 54	251	A	Central Ark.	54 57								
83	A	Illinois St.	55 77	13	H	Mississippi St.	53 92								
106	A	Bradley	69 78	9	A	Indiana	51 91								

Non-Div I Games:

Jackson St.

■ Loss,
 ■ Non-Conf, S Site,
 ■ Home
 ■ Away
 N Neutral

Jacksonville

Through Games Of Jan. 12, 2020

Average RPI Win:	319	WON-LOST	WINNING	LAST 10	STRENGTH OF	OPP. STRENGTH	TEAM	ADJ.	CONF.	ADJ CONF.
Average RPI Loss:	107	RECORD	PCT. RANK	GAMES	SCHEDULE	OF SCHEDULE	RPI	RPI	RPI	RPI
DIV. I ONLY	6- 7	200	5-5	247	284	215	215	15	15	
DIV. I NON-CONF.	6- 5	151	5-3	291	278	220	220	14	14	
TOTALS	RPI 1-25	RPI 26-50	W-L RECORDS	RPI 51-100	RPI 101-150	RPI 150+				
6- 7	0- 1	0- 1	OVERALL	0- 2	0- 0	6- 3				
3- 2	0- 0	0- 0	HOME	0- 0	0- 0	3- 2				
3- 5	0- 1	0- 1	AWAY	0- 2	0- 0	3- 1				
0- 0	0- 0	0- 0	NEUTRAL	0- 0	0- 0	0- 0				
6- 5	0- 1	0- 1	NON-CONFERENCE	0- 1	0- 0	6- 2				
3- 2	0- 0	0- 0	HOME	0- 0	0- 0	3- 2				
3- 3	0- 1	0- 1	AWAY	0- 1	0- 0	3- 0				
0- 0	0- 0	0- 0	NEUTRAL	0- 0	0- 0	0- 0				
0- 2	0- 0	0- 0	CONFERENCE	0- 1	0- 0	0- 1				
0- 0	0- 0	0- 0	HOME	0- 0	0- 0	0- 0				
0- 2	0- 0	0- 0	AWAY	0- 1	0- 0	0- 1				
0- 0	0- 0	0- 0	NEUTRAL	0- 0	0- 0	0- 0				

RPI 1-25				RPI 26-50				RPI 51-100				RPI 101+ Team's RPI: 215			
RPI	S	Opponent	Score	RPI	S	Opponent	Score	RPI	S	Opponent	Score	RPI	S	Opponent	Score
17	A	Florida St.	41 75	42	A	Colorado	44 66	77	A	South Fla.	39 70	158	H	Norfolk St.	64 71
								93	A	Liberty	76 85	176	H	Bethune-Cookman	52 53
												188	A	North Ala.	65 76
												283	H	Nicholls St.	72 55
												310	H	FIU	77 52
												311	A	Jacksonville St.	55 40
												319	A	Mercer	87 83
												337	H	USC Upstate	87 43
												351	A	Florida A&M	88 54
LAST 10 Division I															
188	A	North Ala.	65 76	93	A	Liberty	76 85								
319	A	Mercer	87 83	176	H	Bethune-Cookman	52 53								
311	A	Jacksonville St.	55 40	158	H	Norfolk St.	64 71								
351	A	Florida A&M	88 54	283	H	Nicholls St.	72 55								
310	H	FIU	77 52	42	A	Colorado	44 66								

Non-Div I Games: Thomas (GA) 94 36 Johnson (FL) 114 35

Jacksonville

Loss, Non-Conf, S Site, H Home A Away N Neutral

Jacksonville St.

Through Games Of Jan. 12, 2020

Average RPI Win:	269	WON-LOST	WINNING	LAST 10	STRENGTH OF	OPP. STRENGTH	TEAM	ADJ.	CONF.	ADJ CONF.
Average RPI Loss:	188	RECORD	PCT. RANK	GAMES	SCHEDULE	OF SCHEDULE	RPI	RPI	RPI	RPI
DIV. I ONLY	4- 9	266	2-8	307	267	311	311	21	21	
DIV. I NON-CONF.	2- 7	288	0-6	320	264	340	340	23	23	
TOTALS	RPI 1-25	RPI 26-50	W-L RECORDS	RPI 51-100	RPI 101-150	RPI 150+				
4- 9	0- 0	0- 0	OVERALL	0- 2	0- 1	4- 6				
3- 2	0- 0	0- 0	HOME	0- 0	0- 1	3- 1				
1- 5	0- 0	0- 0	AWAY	0- 2	0- 0	1- 3				
0- 2	0- 0	0- 0	NEUTRAL	0- 0	0- 0	0- 2				
2- 7	0- 0	0- 0	NON-CONFERENCE	0- 2	0- 0	2- 5				
2- 1	0- 0	0- 0	HOME	0- 0	0- 0	2- 1				
0- 4	0- 0	0- 0	AWAY	0- 2	0- 0	0- 2				
0- 2	0- 0	0- 0	NEUTRAL	0- 0	0- 0	0- 2				
2- 2	0- 0	0- 0	CONFERENCE	0- 0	0- 1	2- 1				
1- 1	0- 0	0- 0	HOME	0- 0	0- 1	1- 0				
1- 1	0- 0	0- 0	AWAY	0- 0	0- 0	1- 1				
0- 0	0- 0	0- 0	NEUTRAL	0- 0	0- 0	0- 0				

RPI 1-25			RPI 26-50			RPI 51-100			RPI 101+			Team's RPI: 311
RPI	S	Opponent	Score	RPI	S	Opponent	Score	RPI	S	Opponent	Score	
								55	A	Vanderbilt	66	88
								71	A	Troy	64	94

Non-Div I Games: Clark Atlanta 75 46 Fort Valley St. 87 65

Jacksonville St.

Loss, Non-Conf, S Site, H Home A Away N Neutral

James Madison

Through Games Of Jan. 12, 2020

Average RPI Win:	141	WON-LOST	WINNING	LAST 10	STRENGTH OF	OPP. STRENGTH	TEAM	ADJ.	CONF.	ADJ CONF.
Average RPI Loss:	85	RECORD	PCT. RANK	GAMES	SCHEDULE	OF SCHEDULE	RPI	RPI	RPI	RPI
DIV. I ONLY	11- 3	43	8-2	103	43	43	43	14	14	
DIV. I NON-CONF.	9- 2	40	6-1	112	18	34	34	13	13	
TOTALS	RPI 1-25	RPI 26-50	W-L RECORDS	RPI 51-100	RPI 101-150	RPI 150+				
11- 3	0- 1	0- 1	OVERALL	5- 0	2- 0	4- 1				
7- 1	0- 1	0- 0	HOME	3- 0	1- 0	3- 0				
3- 2	0- 0	0- 1	AWAY	1- 0	1- 0	1- 1				
1- 0	0- 0	0- 0	NEUTRAL	1- 0	0- 0	0- 0				
9- 2	0- 1	0- 1	NON-CONFERENCE	4- 0	1- 0	4- 0				
5- 1	0- 1	0- 0	HOME	2- 0	0- 0	3- 0				
3- 1	0- 0	0- 1	AWAY	1- 0	1- 0	1- 0				
1- 0	0- 0	0- 0	NEUTRAL	1- 0	0- 0	0- 0				
2- 1	0- 0	0- 0	CONFERENCE	1- 0	1- 0	0- 1				
2- 0	0- 0	0- 0	HOME	1- 0	1- 0	0- 0				
0- 1	0- 0	0- 0	AWAY	0- 0	0- 0	0- 1				
0- 0	0- 0	0- 0	NEUTRAL	0- 0	0- 0	0- 0				

RPI 1-25				RPI 26-50				Team's RPI: 43				RPI 51-100				RPI 101+			
RPI	S	Opponent	Score	RPI	S	Opponent	Score	RPI	S	Opponent	Score	RPI	S	Opponent	Score	RPI	S	Opponent	Score
24	H	Maryland	68 70	26	A	Virginia	49 55	56	H	St. John's (NY)	76 73	134	A	George Washington	69 50				
								63	N	UCF	46 43	149	H	William & Mary	84 70				
								87	H	Elon	61 48	161	H	Robert Morris	59 32				
								88	A	Villanova	56 52	204	A	Towson	75 76				
								93	H	Liberty	76 53	239	H	Longwood	93 53				
												242	A	Georgetown	66 59				
												243	H	Delaware St.	83 64				
LAST 10 Division I																			
				87	H	Elon	61 48					204	A	Towson	75 76				
				149	H	William & Mary	84 70					63	N	UCF	46 43				
				161	H	Robert Morris	59 32					26	A	Virginia	49 55				
				134	A	George Washington	69 50					93	H	Liberty	76 53				
				243	H	Delaware St.	83 64					242	A	Georgetown	66 59				

Non-Div I Games:

James Madison

■ Loss,
 ■ Non-Conf, S Site,
 ■ Home
 ■ Away
 N Neutral

Kansas

Through Games Of Jan. 12, 2020

Average RPI Win:	211	WON-LOST	WINNING	LAST 10	STRENGTH OF	OPP. STRENGTH	TEAM	ADJ.	CONF.	ADJ CONF.
Average RPI Loss:	33	RECORD	PCT. RANK	GAMES	SCHEDULE	OF SCHEDULE	RPI	RPI	RPI	RPI
DIV. I ONLY	11- 3	43	7-3	148	109	60	60	4	4	
DIV. I NON-CONF.	11- 0	1	7-0	277	203	47	47	4	4	
TOTALS	RPI 1-25	RPI 26-50	W-L RECORDS	RPI 51-100	RPI 101-150	RPI 150+				
11- 3	0- 1	0- 2	OVERALL	1- 0	3- 0	7- 0				
8- 1	0- 1	0- 0	HOME	0- 0	2- 0	6- 0				
2- 2	0- 0	0- 2	AWAY	1- 0	0- 0	1- 0				
1- 0	0- 0	0- 0	NEUTRAL	0- 0	1- 0	0- 0				
11- 0	0- 0	0- 0	NON-CONFERENCE	1- 0	3- 0	7- 0				
8- 0	0- 0	0- 0	HOME	0- 0	2- 0	6- 0				
2- 0	0- 0	0- 0	AWAY	1- 0	0- 0	1- 0				
1- 0	0- 0	0- 0	NEUTRAL	0- 0	1- 0	0- 0				
0- 3	0- 1	0- 2	CONFERENCE	0- 0	0- 0	0- 0				
0- 1	0- 1	0- 0	HOME	0- 0	0- 0	0- 0				
0- 2	0- 0	0- 2	AWAY	0- 0	0- 0	0- 0				
0- 0	0- 0	0- 0	NEUTRAL	0- 0	0- 0	0- 0				

RPI	S	Opponent	Score	RPI	S	Opponent	Score	RPI	S	Opponent	Score	RPI	S	Opponent	Score
22	H	West Virginia	49 68	33	A	TCU	59 73	91	A	Saint Louis	68 60	128	H	Saint Mary's (CA)	86 81
				45	A	Oklahoma St.	49 67					133	H	Florida	76 66
												148	N	Wright St.	74 63
												184	A	Fla. Atlantic	90 60
												228	H	UMass Lowell	79 44
												247	H	Omaha	63 48
												261	H	Texas St.	68 48
												274	H	Indiana St.	84 72
												294	H	Wofford	83 64
												330	H	UIC	91 50

LAST 10 Division I

22	H	West Virginia	49	68	33	A	TCU	59	73
45	A	Oklahoma St.	49	67	133	H	Florida	76	66
294	H	Wofford	83	64	184	A	Fla. Atlantic	90	60
91	A	Saint Louis	68	60	148	N	Wright St.	74	63
128	H	Saint Mary's (CA)	86	81	261	H	Texas St.	68	48

Non-Div I Games:

Kansas

Loss, Non-Conf, S Site, H Home A Away N Neutral

Average RPI Win:	275	WON-LOST	WINNING	LAST 10	STRENGTH OF	OPP. STRENGTH	TEAM	ADJ.	CONF.	ADJ CONF.
Average RPI Loss:	78	RECORD	PCT. RANK	GAMES	SCHEDULE	OF SCHEDULE	RPI	RPI	RPI	RPI
DIV. I ONLY	7- 6	150	4-6	113	241	154	154	4	4	
DIV. I NON-CONF.	6- 5	151	3-5	238	223	205	205	4	4	
TOTALS	RPI 1-25	RPI 26-50	W-L RECORDS	RPI 51-100	RPI 101-150	RPI 150+				
7- 6	0- 2	0- 1	OVERALL	0- 1	0- 1	7- 1				
5- 2	0- 1	0- 0	HOME	0- 0	0- 1	5- 0				
2- 2	0- 1	0- 1	AWAY	0- 0	0- 0	2- 0				
0- 2	0- 0	0- 0	NEUTRAL	0- 1	0- 0	0- 1				
6- 5	0- 1	0- 1	NON-CONFERENCE	0- 1	0- 1	6- 1				
5- 1	0- 0	0- 0	HOME	0- 0	0- 1	5- 0				
1- 2	0- 1	0- 1	AWAY	0- 0	0- 0	1- 0				
0- 2	0- 0	0- 0	NEUTRAL	0- 1	0- 0	0- 1				
1- 1	0- 1	0- 0	CONFERENCE	0- 0	0- 0	1- 0				
0- 1	0- 1	0- 0	HOME	0- 0	0- 0	0- 0				
1- 0	0- 0	0- 0	AWAY	0- 0	0- 0	1- 0				
0- 0	0- 0	0- 0	NEUTRAL	0- 0	0- 0	0- 0				

RPI 1-25				RPI 26-50				RPI 51-100				RPI 101+ Team's RPI: 154			
RPI	S	Opponent	Score	RPI	S	Opponent	Score	RPI	S	Opponent	Score	RPI	S	Opponent	Score
12	A	Oregon	51 89	46	A	Arkansas	72 81	96	N	Michigan St.	60 65	110	H	UT Arlington	53 57
22	H	West Virginia	63 74									180	N	Memphis	68 72
												207	A	Texas Tech	76 72
												237	A	UMKC	74 67
												240	H	Oral Roberts	109 69
												247	H	Omaha	73 48
												325	H	UTRGV	79 66
												330	H	UIC	84 40
												341	H	Incarnate Word	85 41
LAST 10 Division I															
22	H	West Virginia	63 74	207	A	Texas Tech	76 72	341	H	Incarnate Word	85 41				
325	H	UTRGV	79 66	96	N	Michigan St.	60 65	180	N	Memphis	68 72				
12	A	Oregon	51 89	110	H	UT Arlington	53 57								
237	A	UMKC	74 67												
46	A	Arkansas	72 81												

Non-Div I Games:

Kansas St.

■ Loss,
■ Non-Conf,
■ S Site,
■ H Home
■ A Away
N Neutral

Average RPI Win:	259	WON-LOST	WINNING	LAST 10	STRENGTH OF	OPP. STRENGTH	TEAM	ADJ.	CONF.	ADJ CONF.
Average RPI Loss:	130	RECORD	PCT. RANK	GAMES	SCHEDULE	OF SCHEDULE	RPI	RPI	RPI	RPI
DIV. I ONLY	5- 7	220	4-6	300	121	257	257	15	15	
DIV. I NON-CONF.	5- 5	163	4-4	287	159	198	198	14	14	
TOTALS	RPI 1-25	RPI 26-50	W-L RECORDS	RPI 51-100	RPI 101-150	RPI 150+				
5- 7	0- 0	0- 1	OVERALL	0- 2	1- 2	4- 2				
2- 3	0- 0	0- 1	HOME	0- 1	1- 0	1- 1				
2- 4	0- 0	0- 0	AWAY	0- 1	0- 2	2- 1				
1- 0	0- 0	0- 0	NEUTRAL	0- 0	0- 0	1- 0				
5- 5	0- 0	0- 1	NON-CONFERENCE	0- 1	1- 2	4- 1				
2- 1	0- 0	0- 1	HOME	0- 0	1- 0	1- 0				
2- 4	0- 0	0- 0	AWAY	0- 1	0- 2	2- 1				
1- 0	0- 0	0- 0	NEUTRAL	0- 0	0- 0	1- 0				
0- 2	0- 0	0- 0	CONFERENCE	0- 1	0- 0	0- 1				
0- 2	0- 0	0- 0	HOME	0- 1	0- 0	0- 1				
0- 0	0- 0	0- 0	AWAY	0- 0	0- 0	0- 0				
0- 0	0- 0	0- 0	NEUTRAL	0- 0	0- 0	0- 0				

RPI S	Opponent	Score	RPI S	Opponent	Score	RPI S	Opponent	Score	RPI S	Opponent	Score	Team's RPI: 257
29	H Georgia Tech	47 63	72	A Georgia	65 80	74	H North Florida	55 64	111	A Duquesne	72 75	
									131	A Campbell	51 63	
									150	H Samford	60 55	
									224	H Stetson	61 67	
									225	A UNCW	58 56	
									270	A Navy	62 82	
									288	A Ga. Southern	95 69	
									313	N UMBC	59 44	
									319	H Mercer	92 64	
LAST 10 Division I												
224	H Stetson	61 67	74	H North Florida	55 64							
111	A Duquesne	72 75	131	A Campbell	51 63							
29	H Georgia Tech	47 63	225	A UNCW	58 56							
313	N UMBC	59 44	288	A Ga. Southern	95 69							
270	A Navy	62 82	319	H Mercer	92 64							

Non-Div I Games: Middle Ga. St. 88 49

Kennesaw St.

Average RPI Win:	210	WON-LOST	WINNING	LAST 10	STRENGTH OF	OPP. STRENGTH	TEAM	ADJ.	CONF.	ADJ CONF.
Average RPI Loss:	73	RECORD	PCT. RANK	GAMES	SCHEDULE	OF SCHEDULE	RPI	RPI	RPI	RPI
DIV. I ONLY	7- 6	150	5-5	99	115	123	123	10	10	
DIV. I NON-CONF.	6- 4	122	4-3	128	86	97	97	10	10	
TOTALS	RPI 1-25	RPI 26-50	W-L RECORDS	RPI 51-100	RPI 101-150	RPI 150+				
7- 6	0- 0	0- 2	OVERALL	0- 3	2- 0	5- 1				
3- 2	0- 0	0- 1	HOME	0- 0	1- 0	2- 1				
2- 2	0- 0	0- 1	AWAY	0- 1	1- 0	1- 0				
2- 2	0- 0	0- 0	NEUTRAL	0- 2	0- 0	2- 0				
6- 4	0- 0	0- 2	NON-CONFERENCE	0- 2	1- 0	5- 0				
2- 1	0- 0	0- 1	HOME	0- 0	0- 0	2- 0				
2- 1	0- 0	0- 1	AWAY	0- 0	1- 0	1- 0				
2- 2	0- 0	0- 0	NEUTRAL	0- 2	0- 0	2- 0				
1- 2	0- 0	0- 0	CONFERENCE	0- 1	1- 0	0- 1				
1- 1	0- 0	0- 0	HOME	0- 0	1- 0	0- 1				
0- 1	0- 0	0- 0	AWAY	0- 1	0- 0	0- 0				
0- 0	0- 0	0- 0	NEUTRAL	0- 0	0- 0	0- 0				

RPI S	Opponent	Score	RPI S	Opponent	Score	RPI S	Opponent	Score	RPI S	Opponent	Score	Team's RPI: 123
27	A Purdue	64 77	27	A Purdue	64 77	59	N Michigan	53 88	111	A Duquesne	77 75	
30	H Ohio St.	65 75	30	H Ohio St.	65 75	66	A Ball St.	62 66	144	H Western Mich.	75 63	
						71	N Troy	64 71	161	H Robert Morris	82 81	
									179	A Youngstown St.	82 73	
									186	H Eastern Mich.	69 74	
									265	H St. Bonaventure	81 58	
									288	N Ga. Southern	62 48	
									320	N Purdue Fort Wayne	75 67	
LAST 10 Division I												
186	H Eastern Mich.	69 74	144	H Western Mich.	75 63							
66	A Ball St.	62 66	265	H St. Bonaventure	81 58							
71	N Troy	64 71	161	H Robert Morris	82 81							
288	N Ga. Southern	62 48	30	H Ohio St.	65 75							
27	A Purdue	64 77	320	N Purdue Fort Wayne	75 67							

Non-Div I Games: Hiram 92 36

Kent St.

■ Loss,
 ■ Non-Conf,
 ■ S Site,
 ■ H Home
 ■ A Away
 N Neutral

Kentucky

Through Games Of Jan. 12, 2020

Average RPI Win:	150	WON-LOST	WINNING	LAST 10	STRENGTH OF	OPP. STRENGTH	TEAM	ADJ.	CONF.	ADJ CONF.
Average RPI Loss:	3	RECORD	PCT. RANK	GAMES	SCHEDULE	OF SCHEDULE	RPI	RPI	RPI	RPI
DIV. I ONLY	14- 2	16	8-2	44	51	18	18	5	5	
DIV. I NON-CONF.	11- 1	13	5-1	146	29	30	30	5	5	
TOTALS	RPI 1-25	RPI 26-50	W-L RECORDS	RPI 51-100	RPI 101-150	RPI 150+				
14- 2	0- 2	3- 0	OVERALL	3- 0	3- 0	5- 0				
9- 1	0- 1	1- 0	HOME	1- 0	2- 0	5- 0				
5- 1	0- 1	2- 0	AWAY	2- 0	1- 0	0- 0				
0- 0	0- 0	0- 0	NEUTRAL	0- 0	0- 0	0- 0				
11- 1	0- 1	3- 0	NON-CONFERENCE	1- 0	2- 0	5- 0				
8- 1	0- 1	1- 0	HOME	0- 0	2- 0	5- 0				
3- 0	0- 0	2- 0	AWAY	1- 0	0- 0	0- 0				
0- 0	0- 0	0- 0	NEUTRAL	0- 0	0- 0	0- 0				
3- 1	0- 1	0- 0	CONFERENCE	2- 0	1- 0	0- 0				
1- 0	0- 0	0- 0	HOME	1- 0	0- 0	0- 0				
2- 1	0- 1	0- 0	AWAY	1- 0	1- 0	0- 0				
0- 0	0- 0	0- 0	NEUTRAL	0- 0	0- 0	0- 0				

RPI 1-25				RPI 26-50				RPI 51-100				RPI 101+			
RPI	S	Opponent	Score	RPI	S	Opponent	Score	RPI	S	Opponent	Score	RPI	S	Opponent	Score
2	A	South Carolina	72 99	26	A	Virginia	50 47	75	A	Alabama	81 71	133	A	Florida	65 45
3	H	Louisville	66 67	48	A	Middle Tenn.	67 52	82	H	Tennessee	80 76	141	H	Austin Peay	81 52
				50	H	Charlotte	86 39	97	A	California	63 61	150	H	Samford	79 49
												213	H	Mt. St. Mary's	67 44
												224	H	Stetson	67 48
												253	H	Winthrop	91 36
												284	H	Morehead St.	79 54
												322	H	Grambling	81 35
LAST 10 Division I															
				75	A	Alabama	81 71	133	A	Florida	65 45				
				82	H	Tennessee	80 76	253	H	Winthrop	91 36				
				2	A	South Carolina	72 99	150	H	Samford	79 49				
				97	A	California	63 61	50	H	Charlotte	86 39				
				3	H	Louisville	66 67	141	H	Austin Peay	81 52				

Non-Div I Games:

Kentucky

■ Loss,
 ■ Non-Conf, S Site,
 ■ Home
 ■ Away
 N Neutral

LIU Brooklyn

Through Games Of Jan. 12, 2020

Average RPI Win:	331	WON-LOST	WINNING	LAST 10	STRENGTH OF	OPP. STRENGTH	TEAM	ADJ.	CONF.	ADJ CONF.
Average RPI Loss:	242	RECORD	PCT. RANK	GAMES	SCHEDULE	OF SCHEDULE	RPI	RPI	RPI	RPI
DIV. I ONLY	2- 12	325	2-8	299	350	345	345	30	30	
DIV. I NON-CONF.	1- 10	329	1-6	284	348	344	344	30	30	
TOTALS	RPI 1-25	RPI 26-50	W-L RECORDS	RPI 51-100	RPI 101-150	RPI 150+				
2- 12	0- 0	0- 0	OVERALL	0- 1	0- 0	2- 11				
2- 6	0- 0	0- 0	HOME	0- 1	0- 0	2- 5				
0- 6	0- 0	0- 0	AWAY	0- 0	0- 0	0- 6				
0- 0	0- 0	0- 0	NEUTRAL	0- 0	0- 0	0- 0				
1- 10	0- 0	0- 0	NON-CONFERENCE	0- 1	0- 0	1- 9				
1- 6	0- 0	0- 0	HOME	0- 1	0- 0	1- 5				
0- 4	0- 0	0- 0	AWAY	0- 0	0- 0	0- 4				
0- 0	0- 0	0- 0	NEUTRAL	0- 0	0- 0	0- 0				
1- 2	0- 0	0- 0	CONFERENCE	0- 0	0- 0	1- 2				
1- 0	0- 0	0- 0	HOME	0- 0	0- 0	1- 0				
0- 2	0- 0	0- 0	AWAY	0- 0	0- 0	0- 2				
0- 0	0- 0	0- 0	NEUTRAL	0- 0	0- 0	0- 0				

RPI 1-25				RPI 26-50				RPI 51-100				RPI 101+ Team's RPI: 345					
RPI	S	Opponent	Score	RPI	S	Opponent	Score	RPI	S	Opponent	Score	RPI	S	Opponent	Score		
								86	H	Stony Brook	49	80	157	H	Cleveland St.	49	79
													198	A	Rhode Island	56	79
													213	A	Mt. St. Mary's	57	75
													228	A	UMass Lowell	56	65
													255	A	Lafayette	60	65
													259	H	Fairfield	51	53
													280	A	Army West Point	60	67
													282	H	Vermont	62	73
													298	A	St. Francis Brooklyn	63	88
													315	H	N.C. Central	59	61
													323	H	Hofstra	85	46
													328	H	Saint Peter's	74	89
													339	H	Fairleigh Dickinson	68	63
LAST 10 Division I																	
298	A	St. Francis Brooklyn	63	88	339	H	Fairleigh Dickinson	68	63								
213	A	Mt. St. Mary's	57	75	280	A	Army West Point	60	67								
315	H	N.C. Central	59	61	323	H	Hofstra	85	46								
282	H	Vermont	62	73	86	H	Stony Brook	49	80								
228	A	UMass Lowell	56	65	255	A	Lafayette	60	65								

Non-Div I Games:

LIU Brooklyn

Loss, Non-Conf, S Site, H Home A Away N Neutral

Average RPI Win:	200	WON-LOST	WINNING	LAST 10	STRENGTH OF	OPP. STRENGTH	TEAM	ADJ.	CONF.	ADJ CONF.
Average RPI Loss:	145	RECORD	PCT. RANK	GAMES	SCHEDULE	OF SCHEDULE	RPI	RPI	RPI	RPI
DIV. I ONLY	5- 13	282	3-7	183	117	264	264	11	11	
DIV. I NON-CONF.	3- 9	279	1-3	191	157	271	271	11	11	
TOTALS	RPI 1-25	RPI 26-50	W-L RECORDS	RPI 51-100	RPI 101-150	RPI 150+				
5- 13	0- 1	0- 0	OVERALL	0- 3	1- 3	4- 6				
3- 6	0- 0	0- 0	HOME	0- 1	1- 1	2- 4				
2- 5	0- 1	0- 0	AWAY	0- 1	0- 1	2- 2				
0- 2	0- 0	0- 0	NEUTRAL	0- 1	0- 1	0- 0				
3- 9	0- 1	0- 0	NON-CONFERENCE	0- 2	0- 1	3- 5				
1- 4	0- 0	0- 0	HOME	0- 1	0- 0	1- 3				
2- 3	0- 1	0- 0	AWAY	0- 0	0- 0	2- 2				
0- 2	0- 0	0- 0	NEUTRAL	0- 1	0- 1	0- 0				
2- 4	0- 0	0- 0	CONFERENCE	0- 1	1- 2	1- 1				
2- 2	0- 0	0- 0	HOME	0- 0	1- 1	1- 1				
0- 2	0- 0	0- 0	AWAY	0- 1	0- 1	0- 0				
0- 0	0- 0	0- 0	NEUTRAL	0- 0	0- 0	0- 0				

RPI	S	Opponent	Score	RPI	S	Opponent	Score	RPI	S	Opponent	Score	RPI	S	Opponent	Score	Team's RPI: 264
6	A	UCLA	52 74					51	H	Yale	65 81	103	H	BYU	44 59	
								64	A	Pacific	67 76	105	N	Providence	45 48	
								66	N	Ball St.	72 77	128	A	Saint Mary's (CA)	70 86	
												140	H	Santa Clara	75 59	
												170	A	New Mexico	73 72	
												189	H	San Diego	59 67	
												196	H	Cal St. Fullerton	74 79	
												199	H	Hawaii	65 51	
												218	A	Tulsa	56 75	
												220	H	San Francisco	76 69	
												242	H	Georgetown	53 64	
												252	H	CSUN	54 56	
												260	A	UC Irvine	65 80	
												273	A	Long Beach St.	70 57	
LAST 10 Division I																
220	H	San Francisco	76 69	140	H	Santa Clara	75 59									
128	A	Saint Mary's (CA)	70 86	105	N	Providence	45 48									
64	A	Pacific	67 76	170	A	New Mexico	73 72									
189	H	San Diego	59 67	66	N	Ball St.	72 77									
103	H	BYU	44 59	252	H	CSUN	54 56									

Non-Div I Games: Cal St. San B'dino 94 46

LMU (CA)

Loss, Non-Conf, S Site, H Home A Away N Neutral

Average RPI Win:	156	WON-LOST	WINNING	LAST 10	STRENGTH OF	OPP. STRENGTH	TEAM	ADJ.	CONF.	ADJ CONF.
Average RPI Loss:	73	RECORD	PCT. RANK	GAMES	SCHEDULE	OF SCHEDULE	RPI	RPI	RPI	RPI
DIV. I ONLY	13- 3	32	8-2	106	30	35	35	5	5	
DIV. I NON-CONF.	10- 2	31	5-1	122	45	36	36	5	5	
TOTALS	RPI 1-25	RPI 26-50	W-L RECORDS	RPI 51-100	RPI 101-150	RPI 150+				
13- 3	2- 1	1- 1	OVERALL	2- 0	1- 0	7- 1				
7- 1	1- 1	0- 0	HOME	1- 0	1- 0	4- 0				
4- 2	1- 0	1- 1	AWAY	0- 0	0- 0	2- 1				
2- 0	0- 0	0- 0	NEUTRAL	1- 0	0- 0	1- 0				
10- 2	1- 1	1- 1	NON-CONFERENCE	1- 0	1- 0	6- 0				
5- 1	1- 1	0- 0	HOME	0- 0	1- 0	3- 0				
3- 1	0- 0	1- 1	AWAY	0- 0	0- 0	2- 0				
2- 0	0- 0	0- 0	NEUTRAL	1- 0	0- 0	1- 0				
3- 1	1- 0	0- 0	CONFERENCE	1- 0	0- 0	1- 1				
2- 0	0- 0	0- 0	HOME	1- 0	0- 0	1- 0				
1- 1	1- 0	0- 0	AWAY	0- 0	0- 0	0- 1				
0- 0	0- 0	0- 0	NEUTRAL	0- 0	0- 0	0- 0				

RPI 1-25				RPI 26-50				Team's RPI: 35	RPI 51-100				RPI 101+			
RPI	S	Opponent	Score	RPI	S	Opponent	Score		RPI	S	Opponent	Score	RPI	S	Opponent	Score
17	H	Florida St.	62 70	36	A	FGCU	74 63		75	H	Alabama	71 60	102	H	New Orleans	83 49
19	A	Texas A&M	57 54	39	A	Oklahoma	68 90		96	N	Michigan St.	58 56	152	A	Tulane	59 54
25	H	Rutgers	64 58										163	A	Missouri	65 69
													180	N	Memphis	89 58
													195	A	Little Rock	65 50
													254	H	Ole Miss	52 44
													262	H	Southeastern La.	62 52
													283	H	Nicholls St.	63 32
													351	H	Florida A&M	73 45
LAST 10 Division I																
19	A	Texas A&M	57 54	254	H	Ole Miss	52 44		39	A	Oklahoma	68 90				
163	A	Missouri	65 69	75	H	Alabama	71 60		283	H	Nicholls St.	63 32				
				351	H	Florida A&M	73 45		180	N	Memphis	89 58				
				36	A	FGCU	74 63		96	N	Michigan St.	58 56				

Non-Div I Games:

LSU

■ Loss,
 ■ Non-Conf,
 ■ S Site,
 ■ H Home
 ■ A Away
 N Neutral

Average RPI Win:	228	WON-LOST	WINNING	LAST 10	STRENGTH OF	OPP. STRENGTH	TEAM	ADJ.	CONF.	ADJ CONF.
Average RPI Loss:	119	RECORD	PCT. RANK	GAMES	SCHEDULE	OF SCHEDULE	RPI	RPI	RPI	RPI
DIV. I ONLY	6- 10	237	1-9	123	230	209	209	12	12	
DIV. I NON-CONF.	6- 7	182	1-6	156	257	176	176	12	12	
TOTALS	RPI 1-25	RPI 26-50	W-L RECORDS	RPI 51-100	RPI 101-150	RPI 150+				
6- 10	0- 0	0- 0	OVERALL	0- 4	1- 4	5- 2				
2- 6	0- 0	0- 0	HOME	0- 3	1- 2	1- 1				
3- 4	0- 0	0- 0	AWAY	0- 1	0- 2	3- 1				
1- 0	0- 0	0- 0	NEUTRAL	0- 0	0- 0	1- 0				
6- 7	0- 0	0- 0	NON-CONFERENCE	0- 3	1- 2	5- 2				
2- 4	0- 0	0- 0	HOME	0- 2	1- 1	1- 1				
3- 3	0- 0	0- 0	AWAY	0- 1	0- 1	3- 1				
1- 0	0- 0	0- 0	NEUTRAL	0- 0	0- 0	1- 0				
0- 3	0- 0	0- 0	CONFERENCE	0- 1	0- 2	0- 0				
0- 2	0- 0	0- 0	HOME	0- 1	0- 1	0- 0				
0- 1	0- 0	0- 0	AWAY	0- 0	0- 1	0- 0				
0- 0	0- 0	0- 0	NEUTRAL	0- 0	0- 0	0- 0				

RPI S	Opponent	Score	RPI S	Opponent	Score	RPI S	Opponent	Score	RPI S	Opponent	Score	Team's RPI: 209
						52	H Temple	69 72	108	H Penn	49 65	
						80	A Drexel	31 69	111	A Duquesne	56 82	
						88	H Villanova	69 77	113	H Dayton	58 98	
						91	H Saint Louis	61 77	119	A Rider	43 70	
									142	H Harvard	75 69	
									158	A Norfolk St.	55 52	
									161	H Robert Morris	68 71	
									205	A Penn St.	69 67	
									217	A Howard	78 62	
									270	A Navy	46 61	
									313	N UMBC	74 58	
									335	H Coppin St.	79 46	
LAST 10 Division I												
			91	H Saint Louis	61 77	111	A Duquesne	56 82				
			113	H Dayton	58 98	119	A Rider	43 70				
			52	H Temple	69 72	108	H Penn	49 65				
			88	H Villanova	69 77	270	A Navy	46 61				
			80	A Drexel	31 69	313	N UMBC	74 58				

Non-Div I Games:

La Salle

■ Loss,
■ Non-Conf,
■ S Site,
■ H Home
■ A Away
N Neutral

Average RPI Win:	347	WON-LOST	WINNING	LAST 10	STRENGTH OF	OPP. STRENGTH	TEAM	ADJ.	CONF.	ADJ CONF.
Average RPI Loss:	247	RECORD	PCT. RANK	GAMES	SCHEDULE	OF SCHEDULE	RPI	RPI	RPI	RPI
DIV. I ONLY	2- 13	327	1-9	346	343	349	349	23	23	
DIV. I NON-CONF.	2- 9	304	1-5	344	342	349	349	21	21	
TOTALS	RPI 1-25	RPI 26-50	W-L RECORDS	RPI 51-100	RPI 101-150	RPI 150+				
2- 13	0- 0	0- 0	OVERALL	0- 1	0- 0	2- 12				
2- 4	0- 0	0- 0	HOME	0- 1	0- 0	2- 3				
0- 9	0- 0	0- 0	AWAY	0- 0	0- 0	0- 9				
0- 0	0- 0	0- 0	NEUTRAL	0- 0	0- 0	0- 0				
2- 9	0- 0	0- 0	NON-CONFERENCE	0- 0	0- 0	2- 9				
2- 3	0- 0	0- 0	HOME	0- 0	0- 0	2- 3				
0- 6	0- 0	0- 0	AWAY	0- 0	0- 0	0- 6				
0- 0	0- 0	0- 0	NEUTRAL	0- 0	0- 0	0- 0				
0- 4	0- 0	0- 0	CONFERENCE	0- 1	0- 0	0- 3				
0- 1	0- 0	0- 0	HOME	0- 1	0- 0	0- 0				
0- 3	0- 0	0- 0	AWAY	0- 0	0- 0	0- 3				
0- 0	0- 0	0- 0	NEUTRAL	0- 0	0- 0	0- 0				

RPI 1-25				RPI 26-50				RPI 51-100				RPI 101+				Team's RPI: 349	
RPI	S	Opponent	Score	RPI	S	Opponent	Score	RPI	S	Opponent	Score	RPI	S	Opponent	Score		
								71	H	Troy	65	72	164	A	Tennessee Tech	68	75

Non-Div I Games:

La.-Monroe

Lafayette

Through Games Of Jan. 12, 2020

Average RPI Win:	282	WON-LOST	WINNING	LAST 10	STRENGTH OF	OPP. STRENGTH	TEAM	ADJ.	CONF.	ADJ CONF.
Average RPI Loss:	148	RECORD	PCT. RANK	GAMES	SCHEDULE	OF SCHEDULE	RPI	RPI	RPI	RPI
DIV. I ONLY	6- 8	211	5-5	252	295	255	255	16	16	
DIV. I NON-CONF.	4- 6	212	3-3	288	334	299	299	16	16	
TOTALS	RPI 1-25	RPI 26-50	W-L RECORDS	RPI 51-100	RPI 101-150	RPI 150+				
6- 8	0- 0	0- 0	OVERALL	0- 3	0- 2	6- 3				
5- 2	0- 0	0- 0	HOME	0- 0	0- 1	5- 1				
1- 6	0- 0	0- 0	AWAY	0- 3	0- 1	1- 2				
0- 0	0- 0	0- 0	NEUTRAL	0- 0	0- 0	0- 0				
4- 6	0- 0	0- 0	NON-CONFERENCE	0- 2	0- 1	4- 3				
3- 2	0- 0	0- 0	HOME	0- 0	0- 1	3- 1				
1- 4	0- 0	0- 0	AWAY	0- 2	0- 0	1- 2				
0- 0	0- 0	0- 0	NEUTRAL	0- 0	0- 0	0- 0				
2- 2	0- 0	0- 0	CONFERENCE	0- 1	0- 1	2- 0				
2- 0	0- 0	0- 0	HOME	0- 0	0- 0	2- 0				
0- 2	0- 0	0- 0	AWAY	0- 1	0- 1	0- 0				
0- 0	0- 0	0- 0	NEUTRAL	0- 0	0- 0	0- 0				

RPI S	Opponent	Score	RPI S	Opponent	Score	RPI S	Opponent	Score	RPI S	Opponent	Score	Team's RPI: 255
						56	A St. John's (NY)	44 76	111	H Duquesne	65 73	
						62	A Seton Hall	50 74	121	A Holy Cross	56 57	
						65	A Bucknell	36 50	178	A Binghamton	64 74	
									183	H Boston U.	59 57	
									234	H Manhattan	60 53	
									278	H Loyola Maryland	55 52	
									279	A Monmouth	44 52	
									313	H UMBC	58 65	
									314	A Albany (NY)	54 47	
									339	H Fairleigh Dickinson	61 29	
									345	H LIU Brooklyn	65 60	
LAST 10 Division I												
121	A Holy Cross	56 57	278	H Loyola Maryland	55 52							
65	A Bucknell	36 50	279	A Monmouth	44 52							
183	H Boston U.	59 57	234	H Manhattan	60 53							
313	H UMBC	58 65	314	A Albany (NY)	54 47							
62	A Seton Hall	50 74	345	H LIU Brooklyn	65 60							

Non-Div I Games:

Lafayette

Loss, Non-Conf, S Site, H Home A Away N Neutral

Lamar University

Through Games Of Jan. 12, 2020

Average RPI Win:	269	WON-LOST	WINNING	LAST 10	STRENGTH OF	OPP. STRENGTH	TEAM	ADJ.	CONF.	ADJ CONF.
Average RPI Loss:	108	RECORD	PCT. RANK	GAMES	SCHEDULE	OF SCHEDULE	RPI	RPI	RPI	RPI
DIV. I ONLY	6- 7	200	6-4	201	196	187	187	25	25	
DIV. I NON-CONF.	2- 5	259	2-2	38	149	161	161	22	22	
TOTALS	RPI 1-25	RPI 26-50	W-L RECORDS	RPI 51-100	RPI 101-150	RPI 150+				
6- 7	0- 2	0- 1	OVERALL	0- 0	1- 3	5- 1				
3- 2	0- 0	0- 0	HOME	0- 0	0- 2	3- 0				
2- 5	0- 2	0- 1	AWAY	0- 0	0- 1	2- 1				
1- 0	0- 0	0- 0	NEUTRAL	0- 0	1- 0	0- 0				
2- 5	0- 2	0- 1	NON-CONFERENCE	0- 0	1- 1	1- 1				
1- 1	0- 0	0- 0	HOME	0- 0	0- 1	1- 0				
0- 4	0- 2	0- 1	AWAY	0- 0	0- 0	0- 1				
1- 0	0- 0	0- 0	NEUTRAL	0- 0	1- 0	0- 0				
4- 2	0- 0	0- 0	CONFERENCE	0- 0	0- 2	4- 0				
2- 1	0- 0	0- 0	HOME	0- 0	0- 1	2- 0				
2- 1	0- 0	0- 0	AWAY	0- 0	0- 1	2- 0				
0- 0	0- 0	0- 0	NEUTRAL	0- 0	0- 0	0- 0				

RPI 1-25				RPI 26-50				RPI 51-100				RPI 101+ Team's RPI: 187			
RPI	S	Opponent	Score	RPI	S	Opponent	Score	RPI	S	Opponent	Score	RPI	S	Opponent	Score
16	A	Baylor	28 90	45	A	Oklahoma St.	53 74					102	H	New Orleans	57 62
21	A	NC State	40 81									116	A	Abilene Christian	72 78
												122	N	Idaho	47 44
												129	H	Louisiana	63 74
												262	A	Southeastern La.	65 57
												283	A	Nicholls St.	84 78
												295	H	Denver	71 59
												306	H	Houston Baptist	60 53
												329	A	Cal Poly	56 57
												344	H	Northwestern St.	61 58
LAST 10 Division I															
283	A	Nicholls St.	84 78	306	H	Houston Baptist	60 53								
116	A	Abilene Christian	72 78	295	H	Denver	71 59								
102	H	New Orleans	57 62	329	A	Cal Poly	56 57								
344	H	Northwestern St.	61 58	122	N	Idaho	47 44								
262	A	Southeastern La.	65 57	129	H	Louisiana	63 74								

Non-Div I Games: Howard Payne 96 36 LeTourneau 90 38

Lamar University

Loss, Non-Conf, S Site, H Home A Away N Neutral

Average RPI Win:	221	WON-LOST	WINNING	LAST 10	STRENGTH OF	OPP. STRENGTH	TEAM	ADJ.	CONF.	ADJ CONF.
Average RPI Loss:	84	RECORD	PCT. RANK	GAMES	SCHEDULE	OF SCHEDULE	RPI	RPI	RPI	RPI
DIV. I ONLY	11- 3	43	7-3	243	163	78	78	16	16	
DIV. I NON-CONF.	7- 3	80	3-3	189	198	85	85	16	16	
TOTALS	RPI 1-25	RPI 26-50	W-L RECORDS	RPI 51-100	RPI 101-150	RPI 150+				
11- 3	0- 0	0- 0	OVERALL	1- 2	1- 1	9- 0				
5- 0	0- 0	0- 0	HOME	1- 0	1- 0	3- 0				
6- 1	0- 0	0- 0	AWAY	0- 1	0- 0	6- 0				
0- 2	0- 0	0- 0	NEUTRAL	0- 1	0- 1	0- 0				
7- 3	0- 0	0- 0	NON-CONFERENCE	1- 2	1- 1	5- 0				
3- 0	0- 0	0- 0	HOME	1- 0	1- 0	1- 0				
4- 1	0- 0	0- 0	AWAY	0- 1	0- 0	4- 0				
0- 2	0- 0	0- 0	NEUTRAL	0- 1	0- 1	0- 0				
4- 0	0- 0	0- 0	CONFERENCE	0- 0	0- 0	4- 0				
2- 0	0- 0	0- 0	HOME	0- 0	0- 0	2- 0				
2- 0	0- 0	0- 0	AWAY	0- 0	0- 0	2- 0				
0- 0	0- 0	0- 0	NEUTRAL	0- 0	0- 0	0- 0				

RPI 1-25			RPI 26-50			RPI 51-100			Team's RPI: 78	RPI 101+		
RPI	S	Opponent	Score	RPI	S	Opponent	Score	RPI	S	Opponent	Score	RPI
								57	A	Minnesota	49	77
								62	H	Seton Hall	75	68
								66	N	Ball St.	52	54
										130	N	Fordham
											57	59
										134	H	George Washington
											59	53
										182	A	Merrimack
											72	68
										183	H	Boston U.
											51	34
										203	A	American
											64	63
										213	A	Mt. St. Mary's
											66	65
										243	A	Delaware St.
											68	38
										270	H	Navy
											70	40
										278	A	Loyola Maryland
											55	53
										328	A	Saint Peter's
											80	71
										338	H	Central Conn. St.
											70	51
LAST 10 Division I												
183	H	Boston U.	51	34	203	A	American	64	63			
278	A	Loyola Maryland	55	53	213	A	Mt. St. Mary's	66	65			
270	H	Navy	70	40	130	N	Fordham	57	59			
328	A	Saint Peter's	80	71	66	N	Ball St.	52	54			
57	A	Minnesota	49	77	62	H	Seton Hall	75	68			

Non-Div I Games: Bloomsburg 91 43

Lehigh

■ Loss,
 ■ Non-Conf,
 ■ S Site,
 ■ H Home
 ■ A Away
 N Neutral

Average RPI Win: 204		WON-LOST	WINNING	LAST 10	STRENGTH OF	OPP. STRENGTH	TEAM	ADJ.	CONF.	ADJ CONF.
Average RPI Loss: 94		RECORD	PCT. RANK	GAMES	SCHEDULE	OF SCHEDULE	RPI	RPI	RPI	RPI
DIV. I ONLY		9- 7	139	8-2	93	140	93	93	15	15
DIV. I NON-CONF.		7- 6	160	6-1	88	117	96	96	14	14
TOTALS		RPI 1-25	RPI 26-50	W-L RECORDS		RPI 51-100	RPI 101-150	RPI 150+		
9- 7	0- 1		0- 3	OVERALL		0- 0	1- 1	8- 2		
2- 3	0- 0		0- 0	HOME		0- 0	0- 1	2- 2		
5- 3	0- 0		0- 3	AWAY		0- 0	0- 0	5- 0		
2- 1	0- 1		0- 0	NEUTRAL		0- 0	1- 0	1- 0		
7- 6	0- 1		0- 2	NON-CONFERENCE		0- 0	1- 1	6- 2		
1- 3	0- 0		0- 0	HOME		0- 0	0- 1	1- 2		
4- 2	0- 0		0- 2	AWAY		0- 0	0- 0	4- 0		
2- 1	0- 1		0- 0	NEUTRAL		0- 0	1- 0	1- 0		
2- 1	0- 0		0- 1	CONFERENCE		0- 0	0- 0	2- 0		
1- 0	0- 0		0- 0	HOME		0- 0	0- 0	1- 0		
1- 1	0- 0		0- 1	AWAY		0- 0	0- 0	1- 0		
0- 0	0- 0		0- 0	NEUTRAL		0- 0	0- 0	0- 0		

RPI 1-25				RPI 26-50				RPI 51-100				Team's RPI: 93		RPI 101+			
RPI	S	Opponent	Score	RPI	S	Opponent	Score	RPI	S	Opponent	Score			RPI	S	Opponent	Score
5	N	Oregon St.	55 68	36	A	FGCU	57 64							104	H	UNC Greensboro	53 58
				38	A	Virginia Tech	69 73							106	N	Bradley	75 63
				43	A	James Madison	53 76							158	A	Norfolk St.	67 48
														160	N	Miami (OH)	65 53
														167	A	Hampton	83 59
														211	H	ETSU	62 63
														215	H	Jacksonville	85 76
														221	H	Chattanooga	54 71
														222	A	Saint Francis (PA)	71 52
														237	A	UMKC	68 44
														256	H	East Carolina	81 66
														316	A	NJIT	67 53
LAST 10 Division I																	
				36	A	FGCU	57 64	215	H	Jacksonville	85 76						
				316	A	NJIT	67 53	167	A	Hampton	83 59						
				237	A	UMKC	68 44	256	H	East Carolina	81 66						
				106	N	Bradley	75 63	5	N	Oregon St.	55 68						
				222	A	Saint Francis (PA)	71 52	160	N	Miami (OH)	65 53						

Non-Div I Games:

Liberty

Average RPI Win:	258	WON-LOST	WINNING	LAST 10	STRENGTH OF	OPP. STRENGTH	TEAM	ADJ.	CONF.	ADJ CONF.
Average RPI Loss:	139	RECORD	PCT. RANK	GAMES	SCHEDULE	OF SCHEDULE	RPI	RPI	RPI	RPI
DIV. I ONLY	3- 12	309	2-8	91	303	248	248	15	15	
DIV. I NON-CONF.	2- 10	313	1-6	138	309	295	295	14	14	
TOTALS	RPI 1-25	RPI 26-50	W-L RECORDS	RPI 51-100	RPI 101-150	RPI 150+				
3- 12	0- 0	0- 2	OVERALL	0- 3	0- 2	3- 5				
1- 4	0- 0	0- 0	HOME	0- 1	0- 0	1- 3				
2- 6	0- 0	0- 2	AWAY	0- 1	0- 1	2- 2				
0- 2	0- 0	0- 0	NEUTRAL	0- 1	0- 1	0- 0				
2- 10	0- 0	0- 1	NON-CONFERENCE	0- 3	0- 2	2- 4				
1- 3	0- 0	0- 0	HOME	0- 1	0- 0	1- 2				
1- 5	0- 0	0- 1	AWAY	0- 1	0- 1	1- 2				
0- 2	0- 0	0- 0	NEUTRAL	0- 1	0- 1	0- 0				
1- 2	0- 0	0- 1	CONFERENCE	0- 0	0- 0	1- 1				
0- 1	0- 0	0- 0	HOME	0- 0	0- 0	0- 1				
1- 1	0- 0	0- 1	AWAY	0- 0	0- 0	1- 0				
0- 0	0- 0	0- 0	NEUTRAL	0- 0	0- 0	0- 0				

RPI 1-25			RPI 26-50			RPI 51-100			RPI 101+			Team's RPI: 248
RPI	S	Opponent	Score	RPI	S	Opponent	Score	RPI	S	Opponent	Score	Score
36	A	FGCU	56 82	69	N	Marist	63 74	113	A	Dayton	60 82	
48	A	Middle Tenn.	49 70	76	A	UT Martin	67 83	119	N	Rider	76 81	
				89	H	Belmont	68 69	164	A	Tennessee Tech	58 78	
								188	H	North Ala.	72 84	
								214	H	Murray St.	57 67	
								216	H	Northern Ky.	71 69	
								224	A	Stetson	65 59	
								245	H	Eastern Ill.	56 66	
								311	A	Jacksonville St.	63 65	
								334	A	Tennessee St.	74 64	
LAST 10 Division I												
224	A	Stetson	65 59	188	H	North Ala.	72 84					
36	A	FGCU	56 82	334	A	Tennessee St.	74 64					
164	A	Tennessee Tech	58 78	48	A	Middle Tenn.	49 70					
76	A	UT Martin	67 83	245	H	Eastern Ill.	56 66					
89	H	Belmont	68 69	69	N	Marist	63 74					

Non-Div I Games: Queens (NC) 86 45

Lipscomb

■ Loss,
 ■ Non-Conf,
 ■ S Site,
 ■ H Home
 ■ A Away
 N Neutral

Little Rock

Through Games Of Jan. 12, 2020

Average RPI Win:	268	WON-LOST	WINNING	LAST 10	STRENGTH OF	OPP. STRENGTH	TEAM	ADJ.	CONF.	ADJ CONF.
Average RPI Loss:	101	RECORD	PCT. RANK	GAMES	SCHEDULE	OF SCHEDULE	RPI	RPI	RPI	RPI
DIV. I ONLY	5- 10	251	4-6	69	171	195	195	23	23	
DIV. I NON-CONF.	2- 9	304	1-5	21	126	212	212	21	21	
TOTALS	RPI 1-25	RPI 26-50	W-L RECORDS	RPI 51-100	RPI 101-150	RPI 150+				
5- 10	0- 2	0- 3	OVERALL	0- 0	0- 2	5- 3				
4- 3	0- 0	0- 1	HOME	0- 0	0- 0	4- 2				
1- 7	0- 2	0- 2	AWAY	0- 0	0- 2	1- 1				
0- 0	0- 0	0- 0	NEUTRAL	0- 0	0- 0	0- 0				
2- 9	0- 2	0- 3	NON-CONFERENCE	0- 0	0- 1	2- 3				
2- 3	0- 0	0- 1	HOME	0- 0	0- 0	2- 2				
0- 6	0- 2	0- 2	AWAY	0- 0	0- 1	0- 1				
0- 0	0- 0	0- 0	NEUTRAL	0- 0	0- 0	0- 0				
3- 1	0- 0	0- 0	CONFERENCE	0- 0	0- 1	3- 0				
2- 0	0- 0	0- 0	HOME	0- 0	0- 0	2- 0				
1- 1	0- 0	0- 0	AWAY	0- 0	0- 1	1- 0				
0- 0	0- 0	0- 0	NEUTRAL	0- 0	0- 0	0- 0				

RPI 1-25				RPI 26-50				RPI 51-100				RPI 101+ Team's RPI: 195			
RPI	S	Opponent	Score	RPI	S	Opponent	Score	RPI	S	Opponent	Score	RPI	S	Opponent	Score
13	A	Mississippi St.	50 89	35	H	LSU	50 65					110	A	UT Arlington	58 65
19	A	Texas A&M	35 78	46	A	Arkansas	53 86					138	A	Rice	40 66
				47	A	Western Ky.	58 77					180	H	Memphis	50 68
												184	A	Fla. Atlantic	72 79
												218	H	Tulsa	63 51
												236	H	Louisiana Tech	38 43
												251	H	Central Ark.	63 48
												261	A	Texas St.	78 66
												288	H	Ga. Southern	58 46
												324	H	Georgia St.	66 46
LAST 10 Division I															
288	H	Ga. Southern	58 46	324	H	Georgia St.	66 46								
110	A	UT Arlington	58 65	180	H	Memphis	50 68								
261	A	Texas St.	78 66	218	H	Tulsa	63 51								
13	A	Mississippi St.	50 89	236	H	Louisiana Tech	38 43								
46	A	Arkansas	53 86	47	A	Western Ky.	58 77								

Non-Div I Games:

Little Rock

Loss, Non-Conf, S Site, H Home A Away N Neutral

Average RPI Win:	262	WON-LOST	WINNING	LAST 10	STRENGTH OF	OPP. STRENGTH	TEAM	ADJ.	CONF.	ADJ CONF.
Average RPI Loss:	178	RECORD	PCT. RANK	GAMES	SCHEDULE	OF SCHEDULE	RPI	RPI	RPI	RPI
DIV. I ONLY	5- 9	240	5-5	271	192	273	273	26	26	
DIV. I NON-CONF.	4- 8	235	4-4	270	169	273	273	26	26	
TOTALS	RPI 1-25	RPI 26-50	W-L RECORDS	RPI 51-100	RPI 101-150	RPI 150+				
5- 9	0- 2	0- 0	OVERALL	0- 1	1- 1	4- 5				
2- 3	0- 1	0- 0	HOME	0- 0	0- 0	2- 2				
1- 6	0- 1	0- 0	AWAY	0- 1	1- 1	0- 3				
2- 0	0- 0	0- 0	NEUTRAL	0- 0	0- 0	2- 0				
4- 8	0- 2	0- 0	NON-CONFERENCE	0- 1	1- 1	3- 4				
1- 3	0- 1	0- 0	HOME	0- 0	0- 0	1- 2				
1- 5	0- 1	0- 0	AWAY	0- 1	1- 1	0- 2				
2- 0	0- 0	0- 0	NEUTRAL	0- 0	0- 0	2- 0				
1- 1	0- 0	0- 0	CONFERENCE	0- 0	0- 0	1- 1				
1- 0	0- 0	0- 0	HOME	0- 0	0- 0	1- 0				
0- 1	0- 0	0- 0	AWAY	0- 0	0- 0	0- 1				
0- 0	0- 0	0- 0	NEUTRAL	0- 0	0- 0	0- 0				

RPI 1-25				RPI 26-50				RPI 51-100				RPI 101+ Team's RPI: 273			
RPI	S	Opponent	Score	RPI	S	Opponent	Score	RPI	S	Opponent	Score	RPI	S	Opponent	Score
6	A	UCLA	51 86					97	A	California	45 68	101	A	Southern California	40 57
12	H	Oregon	45 81									140	A	Santa Clara	54 46
												196	A	Cal St. Fullerton	65 69
												205	N	Penn St.	64 56
												264	H	LMU (CA)	57 70
												292	H	Utah St.	48 56
												302	A	California Baptist	70 79
												312	H	Air Force	74 68
												325	N	UTRGV	69 65
												329	H	Cal Poly	72 69
												336	A	Seattle U	54 66
LAST 10 Division I															
329	H	Cal Poly	72 69	196	A	Cal St. Fullerton	65 69								
101	A	Southern California	40 57	336	A	Seattle U	54 66								
325	N	UTRGV	69 65	140	A	Santa Clara	54 46								
312	H	Air Force	74 68	97	A	California	45 68								
12	H	Oregon	45 81	205	N	Penn St.	64 56								

Non-Div I Games: Westcliff 94 47 Bethesda (CA) 90 43

Long Beach St.

Loss, Non-Conf, S Site, H Home A Away N Neutral

RPI 1-25				RPI 26-50				RPI 51-100				RPI 101+				Team's RPI: 239	
RPI	S	Opponent	Score	RPI	S	Opponent	Score	RPI	S	Opponent	Score	RPI	S	Opponent	Score		
				43	A	James Madison	53 93					131	H	Campbell	55 70		
												133	A	Florida	54 71		
												158	A	Norfolk St.	46 49		
												210	H	Gardner-Webb	80 70		
												225	H	UNCW	59 58		
												243	H	Delaware St.	78 62		
												246	H	Brown	86 76		
												256	H	East Carolina	61 64		
												294	A	Wofford	76 79		
												300	A	UMES	71 62		
												303	A	Presbyterian	71 60		
												337	A	USC Upstate	70 62		
												347	H	Charleston So.	84 64		
LAST 10 Division I																	
				347	H	Charleston So.	84 64	337	A	USC Upstate	70 62						
				131	H	Campbell	55 70	243	H	Delaware St.	78 62						
				303	A	Presbyterian	71 60	158	A	Norfolk St.	46 49						
				210	H	Gardner-Webb	80 70	256	H	East Carolina	61 64						
				300	A	UMES	71 62	294	A	Wofford	76 79						

Longwood

Louisiana

Through Games Of Jan. 12, 2020

Average RPI Win: 223	WON-LOST	WINNING	LAST 10	STRENGTH OF	OPP. STRENGTH	TEAM	ADJ.	CONF.	ADJ CONF.
Average RPI Loss: 179	RECORD	PCT. RANK	GAMES	SCHEDULE	OF SCHEDULE	RPI	RPI	RPI	RPI
DIV. I ONLY	8- 5	112	6-4	246	212	129	129	23	23
DIV. I NON-CONF.	5- 4	140	3-3	244	166	147	147	21	21
TOTALS	RPI 1-25	RPI 26-50	W-L RECORDS	RPI 51-100	RPI 101-150	RPI 150+			
8- 5	0- 1	0- 0	OVERALL	1- 0	1- 1	6- 3			
3- 1	0- 1	0- 0	HOME	0- 0	0- 0	3- 0			
5- 4	0- 0	0- 0	AWAY	1- 0	1- 1	3- 3			
0- 0	0- 0	0- 0	NEUTRAL	0- 0	0- 0	0- 0			
5- 4	0- 1	0- 0	NON-CONFERENCE	0- 0	1- 1	4- 2			
2- 1	0- 1	0- 0	HOME	0- 0	0- 0	2- 0			
3- 3	0- 0	0- 0	AWAY	0- 0	1- 1	2- 2			
0- 0	0- 0	0- 0	NEUTRAL	0- 0	0- 0	0- 0			
3- 1	0- 0	0- 0	CONFERENCE	1- 0	0- 0	2- 1			
1- 0	0- 0	0- 0	HOME	0- 0	0- 0	1- 0			
2- 1	0- 0	0- 0	AWAY	1- 0	0- 0	1- 1			
0- 0	0- 0	0- 0	NEUTRAL	0- 0	0- 0	0- 0			

RPI 1-25				RPI 26-50				RPI 51-100				RPI 101+ Team's RPI: 129			
RPI	S	Opponent	Score	RPI	S	Opponent	Score	RPI	S	Opponent	Score	RPI	S	Opponent	Score
13	H	Mississippi St.	48 64					71	A	Troy	79 73	102	A	New Orleans	65 60
												143	A	Sam Houston St.	73 77
												185	A	Jackson St.	54 65
												187	A	Lamar University	74 63
												254	A	Ole Miss	53 42
												262	H	Southeastern La.	60 50
												266	A	North Texas	66 69
												276	H	South Alabama	73 68
												288	A	Ga. Southern	67 83
												308	H	McNeese	75 55
												324	A	Georgia St.	75 65
LAST 10 Division I															
276	H	South Alabama	73 68	71	A	Troy	79 73	13	H	Mississippi St.	48 64				
288	A	Ga. Southern	67 83	266	A	North Texas	66 69	187	A	Lamar University	74 63				
324	A	Georgia St.	75 65	102	A	New Orleans	65 60								
185	A	Jackson St.	54 65												
254	A	Ole Miss	53 42												

Non-Div I Games: Loyola (LA) 67 51 Xavier (LA) 62 49

Louisiana

Loss, Non-Conf, S Site, H Home A Away N Neutral

Team				Through Games of Jan. 11, 1910						
Average RPI Win:	241	WON-LOST	WINNING	LAST 10	STRENGTH OF	OPP. STRENGTH	TEAM	ADJ.	CONF.	ADJ CONF.
Average RPI Loss:	206	RECORD	PCT. RANK	GAMES	SCHEDULE	OF SCHEDULE	RPI	RPI	RPI	RPI
DIV. I ONLY	7- 5	130	6-4	311	185	236	236	13	13	
DIV. I NON-CONF.	6- 3	90	5-2	333	139	223	223	15	15	

TOTALS	RPI 1-25	RPI 26-50		W-L RECORDS		RPI 51-100	RPI 101-150	RPI 150+		
7- 5	0- 0	0- 0		OVERALL		0- 0	0- 2	7- 3		
6- 2	0- 0	0- 0		HOME		0- 0	0- 1	6- 1		
1- 3	0- 0	0- 0		AWAY		0- 0	0- 1	1- 2		
0- 0	0- 0	0- 0		NEUTRAL		0- 0	0- 0	0- 0		
6- 3	0- 0	0- 0		NON-CONFERENCE		0- 0	0- 2	6- 1		
5- 1	0- 0	0- 0		HOME		0- 0	0- 1	5- 0		
1- 2	0- 0	0- 0		AWAY		0- 0	0- 1	1- 1		
0- 0	0- 0	0- 0		NEUTRAL		0- 0	0- 0	0- 0		
1- 2	0- 0	0- 0		CONFERENCE		0- 0	0- 0	1- 2		
1- 1	0- 0	0- 0		HOME		0- 0	0- 0	1- 1		
0- 1	0- 0	0- 0		AWAY		0- 0	0- 0	0- 1		
0- 0	0- 0	0- 0		NEUTRAL		0- 0	0- 0	0- 0		

RPI 1-25				RPI 26-50				RPI 51-100				RPI 101+				Team's RPI: 236	
RPI	S	Opponent	Score	RPI	S	Opponent	Score	RPI	S	Opponent	Score	RPI	S	Opponent	Score		
												135	A	Houston	53	67	
												147	H	Wichita St.	80	88	
												180	H	Memphis	83	74	
												195	A	Little Rock	43	38	
												197	A	Southern Miss.	60	66	
												202	H	UTEP	87	80	
												219	H	Arkansas St.	67	54	
												254	A	Ole Miss	53	76	
												262	H	Southeastern La.	92	78	
												296	H	UTSA	73	82	
												308	H	McNeese	79	54	
												322	H	Grambling	70	66	
LAST 10 Division I																	
				296	H	UTSA	73	82	202	H	UTEP	87	80				
				197	A	Southern Miss.	60	66	135	A	Houston	53	67				
				219	H	Arkansas St.	67	54	308	H	McNeese	79	54				
				322	H	Grambling	70	66	195	A	Little Rock	43	38				
				262	H	Southeastern La.	92	78	254	A	Ole Miss	53	76				

Non-Div I Games:	Loyola (LA)	71	52	LSU-Alexandria	93	61
------------------	-------------	----	----	----------------	----	----

Louisiana Tech

Loss, Non-Conf, S Site, H Home A Away N Neutral

Louisville

Through Games Of Jan. 12, 2020

Average RPI Win:	91	WON-LOST	WINNING	LAST 10	STRENGTH OF	OPP. STRENGTH	TEAM	ADJ.	CONF.	ADJ CONF.
Average RPI Loss:	30	RECORD	PCT. RANK	GAMES	SCHEDULE	OF SCHEDULE	RPI	RPI	RPI	RPI
DIV. I ONLY	16- 1	2	9-1	22	3	3	3	3	3	3
DIV. I NON-CONF.	11- 1	13	4-1	15	10	2	2	3	3	3
TOTALS	RPI 1-25	RPI 26-50	W-L RECORDS	RPI 51-100	RPI 101-150	RPI 150+				
16- 1	2- 0	5- 1	OVERALL	4- 0	1- 0	4- 0				
8- 0	0- 0	3- 0	HOME	3- 0	0- 0	2- 0				
5- 1	1- 0	1- 1	AWAY	1- 0	0- 0	2- 0				
3- 0	1- 0	1- 0	NEUTRAL	0- 0	1- 0	0- 0				
11- 1	2- 0	3- 1	NON-CONFERENCE	2- 0	1- 0	3- 0				
5- 0	0- 0	2- 0	HOME	1- 0	0- 0	2- 0				
3- 1	1- 0	0- 1	AWAY	1- 0	0- 0	1- 0				
3- 0	1- 0	1- 0	NEUTRAL	0- 0	1- 0	0- 0				
5- 0	0- 0	2- 0	CONFERENCE	2- 0	0- 0	1- 0				
3- 0	0- 0	1- 0	HOME	2- 0	0- 0	0- 0				
2- 0	0- 0	1- 0	AWAY	0- 0	0- 0	1- 0				
0- 0	0- 0	0- 0	NEUTRAL	0- 0	0- 0	0- 0				

RPI	S	Opponent	Score	RPI	S	Opponent	Score	RPI	S	Opponent	Score	RPI	S	Opponent	Score
12	N	Oregon	72 62	28	H	Central Mich.	76 63	58	H	Wake Forest	75 61	110	N	UT Arlington	76 67
18	A	Kentucky	67 66	30	A	Ohio St.	60 67	70	H	Syracuse	62 58	171	A	Clemson	75 50
				32	A	Miami (FL)	87 41	76	A	UT Martin	71 63	214	H	Murray St.	76 40
				41	H	Duke	60 55	94	H	Boise St.	98 82	216	A	Northern Ky.	85 57
				45	N	Oklahoma St.	69 48					221	H	Chattanooga	86 37
				47	H	Western Ky.	75 56								
LAST 10 Division I															
				32	A	Miami (FL)	87 41	58	H	Wake Forest	75 61				
				41	H	Duke	60 55	18	A	Kentucky	67 66				
				171	A	Clemson	75 50	216	A	Northern Ky.	85 57				
				70	H	Syracuse	62 58	30	A	Ohio St.	60 67				
				76	A	UT Martin	71 63	12	N	Oregon	72 62				

Non-Div I Games:

Louisville

■ Loss,
 ■ Non-Conf, S Site,
 ■ Home
 ■ Away
 N Neutral

Loyola Chicago

Through Games Of Jan. 12, 2020

Average RPI Win:	248	WON-LOST	WINNING	LAST 10	STRENGTH OF	OPP. STRENGTH	TEAM	ADJ.	CONF.	ADJ CONF.
Average RPI Loss:	52	RECORD	PCT. RANK	GAMES	SCHEDULE	OF SCHEDULE	RPI	RPI	RPI	RPI
DIV. I ONLY	12- 3	39	7-3	266	176	117	117	7	7	
DIV. I NON-CONF.	9- 2	40	4-2	273	285	117	117	7	7	
TOTALS	RPI 1-25	RPI 26-50	W-L RECORDS	RPI 51-100	RPI 101-150	RPI 150+				
12- 3	0- 2	0- 0	OVERALL	1- 0	0- 1	11- 0				
4- 3	0- 2	0- 0	HOME	1- 0	0- 1	3- 0				
8- 0	0- 0	0- 0	AWAY	0- 0	0- 0	8- 0				
0- 0	0- 0	0- 0	NEUTRAL	0- 0	0- 0	0- 0				
9- 2	0- 1	0- 0	NON-CONFERENCE	0- 0	0- 1	9- 0				
3- 2	0- 1	0- 0	HOME	0- 0	0- 1	3- 0				
6- 0	0- 0	0- 0	AWAY	0- 0	0- 0	6- 0				
0- 0	0- 0	0- 0	NEUTRAL	0- 0	0- 0	0- 0				
3- 1	0- 1	0- 0	CONFERENCE	1- 0	0- 0	2- 0				
1- 1	0- 1	0- 0	HOME	1- 0	0- 0	0- 0				
2- 0	0- 0	0- 0	AWAY	0- 0	0- 0	2- 0				
0- 0	0- 0	0- 0	NEUTRAL	0- 0	0- 0	0- 0				

RPI 1-25				RPI 26-50				RPI 51-100				RPI 101+ Team's RPI: 117			
RPI	S	Opponent	Score	RPI	S	Opponent	Score	RPI	S	Opponent	Score	RPI	S	Opponent	Score
1	H	Missouri St.	72 74					92	H	Southern Ill.	51 49	144	H	Western Mich.	60 70
11	H	DePaul	76 83									155	A	Portland	78 64
												168	H	Dartmouth	61 40
												200	H	Bowling Green	84 76
												237	A	UMKC	72 67
												245	A	Eastern Ill.	67 51
												274	A	Indiana St.	58 51
												282	H	Vermont	78 76
												317	A	SIUE	63 50
												326	A	Detroit Mercy	89 60
												327	A	Evansville	71 61
												348	A	Chicago St.	98 53
LAST 10 Division I															
327	A	Evansville	71 61	274	A	Indiana St.	58 51								
92	H	Southern Ill.	51 49	200	H	Bowling Green	84 76								
1	H	Missouri St.	72 74	317	A	SIUE	63 50								
144	H	Western Mich.	60 70	168	H	Dartmouth	61 40								
11	H	DePaul	76 83	155	A	Portland	78 64								

Non-Div I Games:

Loyola Chicago

■ Loss,
 ■ Non-Conf, S Site,
 ■ Home
 ■ Away
 N Neutral

Loyola Maryland

Through Games Of Jan. 12, 2020

Average RPI Win:	262	WON-LOST	WINNING	LAST 10	STRENGTH OF	OPP. STRENGTH	TEAM	ADJ.	CONF.	ADJ CONF.
Average RPI Loss:	149	RECORD	PCT. RANK	GAMES	SCHEDULE	OF SCHEDULE	RPI	RPI	RPI	RPI
DIV. I ONLY	3- 12	309	2-8	132	259	278	278	16	16	
DIV. I NON-CONF.	3- 8	268	2-4	203	238	270	270	16	16	
TOTALS	RPI 1-25	RPI 26-50	W-L RECORDS	RPI 51-100	RPI 101-150	RPI 150+				
3- 12	0- 2	0- 0	OVERALL	0- 1	0- 4	3- 5				
2- 4	0- 0	0- 0	HOME	0- 1	0- 2	2- 1				
1- 7	0- 2	0- 0	AWAY	0- 0	0- 1	1- 4				
0- 1	0- 0	0- 0	NEUTRAL	0- 0	0- 1	0- 0				
3- 8	0- 2	0- 0	NON-CONFERENCE	0- 0	0- 2	3- 4				
2- 1	0- 0	0- 0	HOME	0- 0	0- 0	2- 1				
1- 6	0- 2	0- 0	AWAY	0- 0	0- 1	1- 3				
0- 1	0- 0	0- 0	NEUTRAL	0- 0	0- 1	0- 0				
0- 4	0- 0	0- 0	CONFERENCE	0- 1	0- 2	0- 1				
0- 3	0- 0	0- 0	HOME	0- 1	0- 2	0- 0				
0- 1	0- 0	0- 0	AWAY	0- 0	0- 0	0- 1				
0- 0	0- 0	0- 0	NEUTRAL	0- 0	0- 0	0- 0				

RPI 1-25				RPI 26-50				RPI 51-100				RPI 101+ Team's RPI: 278			
RPI	S	Opponent	Score	RPI	S	Opponent	Score	RPI	S	Opponent	Score	RPI	S	Opponent	Score
15	A	Northwestern	46 67					78	H	Lehigh	53 55	107	H	Colgate	74 76
24	A	Maryland	45 105									121	H	Holy Cross	56 64
												124	A	Notre Dame	60 84
												148	N	Wright St.	51 66
												168	H	Dartmouth	72 56
												184	A	Fla. Atlantic	61 72
												213	A	Mt. St. Mary's	75 81
												217	H	Howard	69 75
												255	A	Lafayette	52 55
												279	H	Monmouth	64 48
												298	A	St. Francis Brooklyn	78 89
												339	A	Fairleigh Dickinson	75 46
LAST 10 Division I															
107	H	Colgate	74 76	255	A	Lafayette	52 55								
78	H	Lehigh	53 55	24	A	Maryland	45 105								
121	H	Holy Cross	56 64	213	A	Mt. St. Mary's	75 81								
168	H	Dartmouth	72 56	148	N	Wright St.	51 66								
279	H	Monmouth	64 48	184	A	Fla. Atlantic	61 72								

Non-Div I Games:

Loyola Maryland

Loss, Non-Conf, S Site, H Home A Away N Neutral

Maine

Through Games Of Jan. 12, 2020

Average RPI Win:	273	WON-LOST	WINNING	LAST 10	STRENGTH OF	OPP. STRENGTH	TEAM	ADJ.	CONF.	ADJ CONF.
Average RPI Loss:	116	RECORD	PCT. RANK	GAMES	SCHEDULE	OF SCHEDULE	RPI	RPI	RPI	RPI
DIV. I ONLY	6- 11	248	4-6	169	206	250	250	28	28	
DIV. I NON-CONF.	3- 10	282	1-5	117	143	256	256	28	28	
TOTALS	RPI 1-25	RPI 26-50	W-L RECORDS	RPI 51-100	RPI 101-150	RPI 150+				
6- 11	0- 2	0- 1	OVERALL	0- 2	0- 2	6- 4				
5- 3	0- 0	0- 0	HOME	0- 0	0- 1	5- 2				
1- 5	0- 1	0- 0	AWAY	0- 2	0- 0	1- 2				
0- 3	0- 1	0- 1	NEUTRAL	0- 0	0- 1	0- 0				
3- 10	0- 2	0- 1	NON-CONFERENCE	0- 1	0- 2	3- 4				
2- 3	0- 0	0- 0	HOME	0- 0	0- 1	2- 2				
1- 4	0- 1	0- 0	AWAY	0- 1	0- 0	1- 2				
0- 3	0- 1	0- 1	NEUTRAL	0- 0	0- 1	0- 0				
3- 1	0- 0	0- 0	CONFERENCE	0- 1	0- 0	3- 0				
3- 0	0- 0	0- 0	HOME	0- 0	0- 0	3- 0				
0- 1	0- 0	0- 0	AWAY	0- 1	0- 0	0- 0				
0- 0	0- 0	0- 0	NEUTRAL	0- 0	0- 0	0- 0				

RPI 1-25				RPI 26-50				RPI 51-100				RPI 101+ Team's RPI: 250			
RPI	S	Opponent	Score	RPI	S	Opponent	Score	RPI	S	Opponent	Score	RPI	S	Opponent	Score
21	A	NC State	34 62	37	N	Arizona St.	31 57	80	A	Drexel	57 70	113	N	Dayton	49 78
23	N	Drake	62 94					86	A	Stony Brook	69 73	142	H	Harvard	40 69
												162	H	Green Bay	61 60
												168	A	Dartmouth	41 57
												177	H	Northeastern	58 66
												183	H	Boston U.	49 62
												244	A	Delaware	69 56
												246	A	Brown	70 76
												270	H	Navy	46 41
												305	H	New Hampshire	67 50
												314	H	Albany (NY)	60 49
												342	H	Hartford	87 73
LAST 10 Division I															
305	H	New Hampshire	67 50	314	H	Albany (NY)	60 49	162	H	Green Bay	61 60				
86	A	Stony Brook	69 73	168	A	Dartmouth	41 57	142	H	Harvard	40 69				
342	H	Hartford	87 73	113	N	Dayton	49 78								
80	A	Drexel	57 70												
177	H	Northeastern	58 66												

Non-Div I Games: Husson 104 43

Maine

■ Loss,
 ■ Non-Conf,
 ■ S Site,
 ■ H Home
 ■ A Away
 N Neutral

Average RPI Win:	283	WON-LOST	WINNING	LAST 10	STRENGTH OF	OPP. STRENGTH	TEAM	ADJ.	CONF.	ADJ CONF.
Average RPI Loss:	151	RECORD	PCT. RANK	GAMES	SCHEDULE	OF SCHEDULE	RPI	RPI	RPI	RPI
DIV. I ONLY	6- 8	211	5-5	240	308	234	234	24	24	
DIV. I NON-CONF.	3- 6	235	2-3	69	314	196	196	24	24	
TOTALS	RPI 1-25	RPI 26-50	W-L RECORDS	RPI 51-100	RPI 101-150	RPI 150+				
6- 8	0- 0	0- 0	OVERALL	0- 3	0- 2	6- 3				
4- 2	0- 0	0- 0	HOME	0- 0	0- 2	4- 0				
2- 6	0- 0	0- 0	AWAY	0- 3	0- 0	2- 3				
0- 0	0- 0	0- 0	NEUTRAL	0- 0	0- 0	0- 0				
3- 6	0- 0	0- 0	NON-CONFERENCE	0- 3	0- 2	3- 1				
2- 2	0- 0	0- 0	HOME	0- 0	0- 2	2- 0				
1- 4	0- 0	0- 0	AWAY	0- 3	0- 0	1- 1				
0- 0	0- 0	0- 0	NEUTRAL	0- 0	0- 0	0- 0				
3- 2	0- 0	0- 0	CONFERENCE	0- 0	0- 0	3- 2				
2- 0	0- 0	0- 0	HOME	0- 0	0- 0	2- 0				
1- 2	0- 0	0- 0	AWAY	0- 0	0- 0	1- 2				
0- 0	0- 0	0- 0	NEUTRAL	0- 0	0- 0	0- 0				

RPI 1-25				RPI 26-50				RPI 51-100				RPI 101+				Team's RPI: 234	
RPI	S	Opponent	Score	RPI	S	Opponent	Score	RPI	S	Opponent	Score	RPI	S	Opponent	Score		
								54	A	Nebraska	51	71	111	H	Duquesne	65	76
								86	A	Stony Brook	54	59	130	H	Fordham	45	51
								88	A	Villanova	51	63	168	H	Dartmouth	70	58
													206	A	Quinnipiac	58	70
													249	H	Niagara	68	65
													255	A	Lafayette	53	60
													279	A	Monmouth	60	62
													280	H	Army West Point	86	56
													328	A	Saint Peter's	85	52
													332	H	Canisius	68	50
													339	A	Fairleigh Dickinson	62	61
LAST 10 Division I																	
				328	A	Saint Peter's	85	52					206	A	Quinnipiac	58	70
				249	H	Niagara	68	65					280	H	Army West Point	86	56
				332	H	Canisius	68	50					130	H	Fordham	45	51
				54	A	Nebraska	51	71					168	H	Dartmouth	70	58
				279	A	Monmouth	60	62					255	A	Lafayette	53	60

Non-Div I Games:

Manhattan

 Loss,
 Non-Conf,
 S Site,
 H Home
 A Away
N Neutral

Average RPI Win:	215	WON-LOST	WINNING	LAST 10	STRENGTH OF	OPP. STRENGTH	TEAM	ADJ.	CONF.	ADJ CONF.
Average RPI Loss:	24	RECORD	PCT. RANK	GAMES	SCHEDULE	OF SCHEDULE	RPI	RPI	RPI	RPI
DIV. I ONLY	11- 2	25	8-2	244	136	69	69	24	24	
DIV. I NON-CONF.	7- 2	56	4-2	103	47	44	44	24	24	
TOTALS	RPI 1-25	RPI 26-50	W-L RECORDS	RPI 51-100	RPI 101-150	RPI 150+				
11- 2	0- 1	0- 1	OVERALL	2- 0	1- 0	8- 0				
5- 1	0- 1	0- 0	HOME	1- 0	0- 0	4- 0				
4- 1	0- 0	0- 1	AWAY	0- 0	1- 0	3- 0				
2- 0	0- 0	0- 0	NEUTRAL	1- 0	0- 0	1- 0				
7- 2	0- 1	0- 1	NON-CONFERENCE	2- 0	1- 0	4- 0				
3- 1	0- 1	0- 0	HOME	1- 0	0- 0	2- 0				
2- 1	0- 0	0- 1	AWAY	0- 0	1- 0	1- 0				
2- 0	0- 0	0- 0	NEUTRAL	1- 0	0- 0	1- 0				
4- 0	0- 0	0- 0	CONFERENCE	0- 0	0- 0	4- 0				
2- 0	0- 0	0- 0	HOME	0- 0	0- 0	2- 0				
2- 0	0- 0	0- 0	AWAY	0- 0	0- 0	2- 0				
0- 0	0- 0	0- 0	NEUTRAL	0- 0	0- 0	0- 0				

RPI 1-25				RPI 26-50				RPI 51-100				RPI 101+			
RPI	S	Opponent	Score	RPI	S	Opponent	Score	RPI	S	Opponent	Score	RPI	S	Opponent	Score
20	H	Princeton	50 62	28	A	Central Mich.	54 77	74	N	North Florida	69 54	110	A	UT Arlington	73 57
								87	H	Elon	63 55	162	H	Green Bay	72 60
												183	A	Boston U.	89 75
												248	N	Lipscomb	74 63
												249	A	Niagara	94 67
												279	H	Monmouth	76 66
												314	H	Albany (NY)	76 52
												328	H	Saint Peter's	96 76
												332	A	Canisius	90 59
LAST 10 Division I															
				332	A	Canisius	90 59	249	A	Niagara	94 67				
				328	H	Saint Peter's	96 76	20	H	Princeton	50 62				
				279	H	Monmouth	76 66	28	A	Central Mich.	54 77				
				110	A	UT Arlington	73 57	248	N	Lipscomb	74 63				
				162	H	Green Bay	72 60	74	N	North Florida	69 54				

Non-Div I Games:

Marist

■ Loss,
 ■ Non-Conf,
 ■ S Site,
 ■ H Home
 ■ A Away
 N Neutral

Average RPI Win:	155	WON-LOST	WINNING	LAST 10	STRENGTH OF	OPP. STRENGTH	TEAM	ADJ.	CONF.	ADJ CONF.
Average RPI Loss:	13	RECORD	PCT. RANK	GAMES	SCHEDULE	OF SCHEDULE	RPI	RPI	RPI	RPI
DIV. I ONLY	12- 4	52	8-2	37	50	31	31	6	6	
DIV. I NON-CONF.	9- 2	40	5-0	81	101	43	43	6	6	
TOTALS	RPI 1-25	RPI 26-50	W-L RECORDS	RPI 51-100	RPI 101-150	RPI 150+				
12- 4	0- 4	0- 0	OVERALL	5- 0	2- 0	5- 0				
6- 2	0- 2	0- 0	HOME	4- 0	0- 0	2- 0				
5- 2	0- 2	0- 0	AWAY	1- 0	2- 0	2- 0				
1- 0	0- 0	0- 0	NEUTRAL	0- 0	0- 0	1- 0				
9- 2	0- 2	0- 0	NON-CONFERENCE	3- 0	1- 0	5- 0				
4- 2	0- 2	0- 0	HOME	2- 0	0- 0	2- 0				
4- 0	0- 0	0- 0	AWAY	1- 0	1- 0	2- 0				
1- 0	0- 0	0- 0	NEUTRAL	0- 0	0- 0	1- 0				
3- 2	0- 2	0- 0	CONFERENCE	2- 0	1- 0	0- 0				
2- 0	0- 0	0- 0	HOME	2- 0	0- 0	0- 0				
1- 2	0- 2	0- 0	AWAY	0- 0	1- 0	0- 0				
0- 0	0- 0	0- 0	NEUTRAL	0- 0	0- 0	0- 0				

RPI 1-25				RPI 26-50				RPI 51-100				RPI 101+			
RPI	S	Opponent	Score	RPI	S	Opponent	Score	RPI	S	Opponent	Score	RPI	S	Opponent	Score
11	A	DePaul	71 89					56	H	St. John's (NY)	94 85	105	A	Providence	60 50
13	H	Mississippi St.	68 74					62	H	Seton Hall	81 60	128	A	Saint Mary's (CA)	77 63
14	A	Creighton	62 72					83	H	Illinois St.	58 41	162	A	Green Bay	60 47
15	H	Northwestern	56 64					89	H	Belmont	53 51	218	N	Tulsa	61 60
								90	A	South Dakota St.	65 58	268	A	Milwaukee	78 56
												298	H	St. Francis Brooklyn	92 71
												299	H	Morgan St.	70 48
LAST 10 Division I															
56	H	St. John's (NY)	94 85	62	H	Seton Hall	81 60								
105	A	Providence	60 50	90	A	South Dakota St.	65 58								
14	A	Creighton	62 72	268	A	Milwaukee	78 56								
11	A	DePaul	71 89	218	N	Tulsa	61 60								
89	H	Belmont	53 51	128	A	Saint Mary's (CA)	77 63								

Non-Div I Games:

Marquette

Marshall

Through Games Of Jan. 12, 2020

Average RPI Win:	240	WON-LOST	WINNING	LAST 10	STRENGTH OF	OPP. STRENGTH	TEAM	ADJ.	CONF.	ADJ CONF.
Average RPI Loss:	166	RECORD	PCT. RANK	GAMES	SCHEDULE	OF SCHEDULE	RPI	RPI	RPI	RPI
DIV. I ONLY	5- 8	229	3-7	304	125	277	277	13	13	
DIV. I NON-CONF.	3- 6	235	1-5	339	146	322	322	15	15	
TOTALS	RPI 1-25	RPI 26-50	W-L RECORDS	RPI 51-100	RPI 101-150	RPI 150+				
5- 8	0- 1	0- 1	OVERALL	0- 1	0- 1	5- 4				
3- 3	0- 0	0- 1	HOME	0- 0	0- 0	3- 2				
2- 5	0- 1	0- 0	AWAY	0- 1	0- 1	2- 2				
0- 0	0- 0	0- 0	NEUTRAL	0- 0	0- 0	0- 0				
3- 6	0- 1	0- 0	NON-CONFERENCE	0- 1	0- 0	3- 4				
2- 2	0- 0	0- 0	HOME	0- 0	0- 0	2- 2				
1- 4	0- 1	0- 0	AWAY	0- 1	0- 0	1- 2				
0- 0	0- 0	0- 0	NEUTRAL	0- 0	0- 0	0- 0				
2- 2	0- 0	0- 1	CONFERENCE	0- 0	0- 1	2- 0				
1- 1	0- 0	0- 1	HOME	0- 0	0- 0	1- 0				
1- 1	0- 0	0- 0	AWAY	0- 0	0- 1	1- 0				
0- 0	0- 0	0- 0	NEUTRAL	0- 0	0- 0	0- 0				

RPI 1-25				RPI 26-50				RPI 51-100				RPI 101+ Team's RPI: 277			
RPI	S	Opponent	Score	RPI	S	Opponent	Score	RPI	S	Opponent	Score	RPI	S	Opponent	Score
25	A	Rutgers	41 66	48	H	Middle Tenn.	55 75	85	A	Ohio	51 67	138	A	Rice	43 81
												158	H	Norfolk St.	75 69
												165	H	UAB	61 56
												200	H	Bowling Green	69 82
												204	A	Towson	56 59
												266	A	North Texas	68 59
												274	A	Indiana St.	72 60
												299	H	Morgan St.	52 57
												327	A	Evansville	62 66
												335	H	Coppin St.	60 47
LAST 10 Division I															
				48	H	Middle Tenn.	55 75			165	H	UAB		61 56	
				266	A	North Texas	68 59			200	H	Bowling Green		69 82	
				138	A	Rice	43 81			274	A	Indiana St.		72 60	
				204	A	Towson	56 59			327	A	Evansville		62 66	
				25	A	Rutgers	41 66			299	H	Morgan St.		52 57	

Non-Div I Games: Alderson Broadus 85 41 Ky. Christian 89 40

Marshall

Loss, Non-Conf, S Site, H Home A Away N Neutral

Average RPI Win:	159	WON-LOST	WINNING	LAST 10	STRENGTH OF	OPP. STRENGTH	TEAM	ADJ.	CONF.	ADJ CONF.
Average RPI Loss:	12	RECORD	PCT. RANK	GAMES	SCHEDULE	OF SCHEDULE	RPI	RPI	RPI	RPI
DIV. I ONLY	12- 4	52	7-3	36	10	24	24	2	2	
DIV. I NON-CONF.	9- 2	40	4-1	159	44	49	49	2	2	
TOTALS	RPI 1-25	RPI 26-50	W-L RECORDS	RPI 51-100	RPI 101-150	RPI 150+				
12- 4	0- 4	2- 0	OVERALL	3- 0	1- 0	6- 0				
7- 1	0- 1	1- 0	HOME	1- 0	1- 0	4- 0				
3- 3	0- 3	1- 0	AWAY	1- 0	0- 0	1- 0				
2- 0	0- 0	0- 0	NEUTRAL	1- 0	0- 0	1- 0				
9- 2	0- 2	1- 0	NON-CONFERENCE	1- 0	1- 0	6- 0				
5- 1	0- 1	0- 0	HOME	0- 0	1- 0	4- 0				
2- 1	0- 1	1- 0	AWAY	0- 0	0- 0	1- 0				
2- 0	0- 0	0- 0	NEUTRAL	1- 0	0- 0	1- 0				
3- 2	0- 2	1- 0	CONFERENCE	2- 0	0- 0	0- 0				
2- 0	0- 0	1- 0	HOME	1- 0	0- 0	0- 0				
1- 2	0- 2	0- 0	AWAY	1- 0	0- 0	0- 0				
0- 0	0- 0	0- 0	NEUTRAL	0- 0	0- 0	0- 0				

RPI 1-25				RPI 26-50				RPI 51-100				RPI 101+			
RPI	S	Opponent	Score	RPI	S	Opponent	Score	RPI	S	Opponent	Score	RPI	S	Opponent	Score
2	H	South Carolina	54 63	30	H	Ohio St.	72 62	59	A	Michigan	77 49	134	H	George Washington	88 54
10	A	Iowa	61 66	43	A	James Madison	70 68	59	H	Michigan	70 55	171	N	Clemson	63 44
15	A	Northwestern	58 81					89	N	Belmont	90 26	206	H	Quinnipiac	107 52
21	A	NC State	59 66									244	H	Delaware	99 55
												272	H	Wagner	119 56
												278	H	Loyola Maryland	105 45
												324	A	Georgia St.	114 41
LAST 10 Division I															
10	A	Iowa	61 66	59	A	Michigan	77 49								
30	H	Ohio St.	72 62	278	H	Loyola Maryland	105 45								
15	A	Northwestern	58 81	21	A	NC State	59 66								
59	H	Michigan	70 55	89	N	Belmont	90 26								
324	A	Georgia St.	114 41	171	N	Clemson	63 44								

Non-Div I Games:

Maryland

Massachusetts

Through Games Of Jan. 12, 2020

Average RPI Win:	225	WON-LOST	WINNING	LAST 10	STRENGTH OF	OPP. STRENGTH	TEAM	ADJ.	CONF.	ADJ CONF.
Average RPI Loss:	114	RECORD	PCT. RANK	GAMES	SCHEDULE	OF SCHEDULE	RPI	RPI	RPI	RPI
DIV. I ONLY	12- 3	39	9-1	285	183	120	120	12	12	
DIV. I NON-CONF.	9- 3	64	6-1	300	231	158	158	12	12	
TOTALS	RPI 1-25	RPI 26-50	W-L RECORDS	RPI 51-100	RPI 101-150	RPI 150+				
12- 3	0- 0	0- 0	OVERALL	0- 1	3- 1	9- 1				
6- 2	0- 0	0- 0	HOME	0- 0	2- 1	4- 1				
6- 1	0- 0	0- 0	AWAY	0- 1	1- 0	5- 0				
0- 0	0- 0	0- 0	NEUTRAL	0- 0	0- 0	0- 0				
9- 3	0- 0	0- 0	NON-CONFERENCE	0- 1	1- 1	8- 1				
5- 2	0- 0	0- 0	HOME	0- 0	1- 1	4- 1				
4- 1	0- 0	0- 0	AWAY	0- 1	0- 0	4- 0				
0- 0	0- 0	0- 0	NEUTRAL	0- 0	0- 0	0- 0				
3- 0	0- 0	0- 0	CONFERENCE	0- 0	2- 0	1- 0				
1- 0	0- 0	0- 0	HOME	0- 0	1- 0	0- 0				
2- 0	0- 0	0- 0	AWAY	0- 0	1- 0	1- 0				
0- 0	0- 0	0- 0	NEUTRAL	0- 0	0- 0	0- 0				

RPI 1-25				RPI 26-50				RPI 51-100				RPI 101+				Team's RPI: 120	
RPI	S	Opponent	Score	RPI	S	Opponent	Score	RPI	S	Opponent	Score	RPI	S	Opponent	Score		
								56	A	St. John's (NY)	71	82	105	H	Providence	63	72
													111	A	Duquesne	81	77
													121	H	Holy Cross	75	72
													146	H	Saint Joseph's	61	43
													156	A	Iona	65	51
													182	H	Merrimack	64	79
													183	A	Boston U.	58	45
													228	A	UMass Lowell	74	58
													246	H	Brown	95	42
													265	A	St. Bonaventure	62	52
													282	A	Vermont	83	49
													305	H	New Hampshire	67	65
													309	H	Siena	61	55
													342	H	Hartford	74	48
LAST 10 Division I																	
				265	A	St. Bonaventure	62	52					146	H	Saint Joseph's	61	43
				111	A	Duquesne	81	77					121	H	Holy Cross	75	72
				156	A	Iona	65	51					305	H	New Hampshire	67	65
				309	H	Siena	61	55					282	A	Vermont	83	49
				183	A	Boston U.	58	45					56	A	St. John's (NY)	71	82

Non-Div I Games: Southern Conn. St. 86 43

Massachusetts

Loss, Non-Conf, S Site, H Home A Away N Neutral

McNeese

Through Games Of Jan. 12, 2020

Average RPI Win:	347	WON-LOST	WINNING	LAST 10	STRENGTH OF	OPP. STRENGTH	TEAM	ADJ.	CONF.	ADJ CONF.
Average RPI Loss:	157	RECORD	PCT. RANK	GAMES	SCHEDULE	OF SCHEDULE	RPI	RPI	RPI	RPI
DIV. I ONLY	2- 10	317	2-8	149	344	308	308	25	25	
DIV. I NON-CONF.	1- 6	318	1-4	163	307	310	310	22	22	
TOTALS	RPI 1-25	RPI 26-50	W-L RECORDS	RPI 51-100	RPI 101-150	RPI 150+				
2- 10	0- 0	0- 1	OVERALL	0- 0	0- 4	2- 5				
2- 3	0- 0	0- 0	HOME	0- 0	0- 2	2- 1				
0- 7	0- 0	0- 1	AWAY	0- 0	0- 2	0- 4				
0- 0	0- 0	0- 0	NEUTRAL	0- 0	0- 0	0- 0				
1- 6	0- 0	0- 1	NON-CONFERENCE	0- 0	0- 2	1- 3				
1- 1	0- 0	0- 0	HOME	0- 0	0- 1	1- 0				
0- 5	0- 0	0- 1	AWAY	0- 0	0- 1	0- 3				
0- 0	0- 0	0- 0	NEUTRAL	0- 0	0- 0	0- 0				
1- 4	0- 0	0- 0	CONFERENCE	0- 0	0- 2	1- 2				
1- 2	0- 0	0- 0	HOME	0- 0	0- 1	1- 1				
0- 2	0- 0	0- 0	AWAY	0- 0	0- 1	0- 1				
0- 0	0- 0	0- 0	NEUTRAL	0- 0	0- 0	0- 0				

RPI 1-25			RPI 26-50			RPI 51-100			RPI 101+			Team's RPI: 308
RPI	S	Opponent	Score	RPI	S	Opponent	Score	RPI	S	Opponent	Score	
				46	A	Arkansas	58 101					
								116	H	Abilene Christian	73 90	
								129	A	Louisiana	55 75	
								138	H	Rice	50 81	
								143	A	Sam Houston St.	59 92	
								151	A	SFA	51 82	
								165	A	UAB	70 97	
								194	A	SMU	60 81	
								236	A	Louisiana Tech	54 79	
								251	H	Central Ark.	57 70	
								344	H	Northwestern St.	61 51	
								349	H	La.-Monroe	72 69	
LAST 10 Division I												
116	H	Abilene Christian	73 90	344	H	Northwestern St.	61 51					
251	H	Central Ark.	57 70	349	H	La.-Monroe	72 69					
143	A	Sam Houston St.	59 92	138	H	Rice	50 81					
151	A	SFA	51 82	165	A	UAB	70 97					
236	A	Louisiana Tech	54 79	129	A	Louisiana	55 75					

Non-Div I Games: Centenary (LA) 116 37 LSU-Shreveport 81 77

McNeese

Loss, Non-Conf, S Site, H Home A Away N Neutral

Average RPI Win:	217	WON-LOST	WINNING	LAST 10	STRENGTH OF	OPP. STRENGTH	TEAM	ADJ.	CONF.	ADJ CONF.
Average RPI Loss:	153	RECORD	PCT. RANK	GAMES	SCHEDULE	OF SCHEDULE	RPI	RPI	RPI	RPI
DIV. I ONLY	9- 7	139	6-4	226	210	180	180	9	9	
DIV. I NON-CONF.	9- 4	84	6-1	246	261	154	154	8	8	
TOTALS	RPI 1-25	RPI 26-50	W-L RECORDS	RPI 51-100	RPI 101-150	RPI 150+				
9- 7	0- 0	0- 1	OVERALL	1- 0	0- 3	8- 3				
5- 3	0- 0	0- 0	HOME	0- 0	0- 2	5- 1				
3- 3	0- 0	0- 0	AWAY	1- 0	0- 1	2- 2				
1- 1	0- 0	0- 1	NEUTRAL	0- 0	0- 0	1- 0				
9- 4	0- 0	0- 1	NON-CONFERENCE	1- 0	0- 1	8- 2				
5- 2	0- 0	0- 0	HOME	0- 0	0- 1	5- 1				
3- 1	0- 0	0- 0	AWAY	1- 0	0- 0	2- 1				
1- 1	0- 0	0- 1	NEUTRAL	0- 0	0- 0	1- 0				
0- 3	0- 0	0- 0	CONFERENCE	0- 0	0- 2	0- 1				
0- 1	0- 0	0- 0	HOME	0- 0	0- 1	0- 0				
0- 2	0- 0	0- 0	AWAY	0- 0	0- 1	0- 1				
0- 0	0- 0	0- 0	NEUTRAL	0- 0	0- 0	0- 0				

RPI S	Opponent	Score	RPI S	Opponent	Score	RPI S	Opponent	Score	RPI S	Opponent	Score	Team's RPI: 180
35 N	LSU	58 89	92 A	Southern Ill.	70 66	118 H	Cincinnati	66 73	134 H	George Washington	63 64	
						135 A	Houston	65 75	152 A	Tulane	55 59	
						154 N	Kansas St.	72 68	165 H	UAB	77 52	
						175 A	Toledo	83 76	195 A	Little Rock	68 50	
						219 H	Arkansas St.	78 50	236 A	Louisiana Tech	74 83	
						263 H	Eastern Ky.	60 63	275 H	Alabama A&M	79 71	
						331 H	Alcorn	57 51	350 H	Mississippi Val.	91 54	
LAST 10 Division I												
118 H	Cincinnati	66 73	152 A	Tulane	55 59							
135 A	Houston	65 75	219 H	Arkansas St.	78 50							
275 H	Alabama A&M	79 71	165 H	UAB	77 52							
350 H	Mississippi Val.	91 54	35 N	LSU	58 89							
195 A	Little Rock	68 50	154 N	Kansas St.	72 68							

Non-Div I Games:

Memphis

Mercer

Through Games Of Jan. 12, 2020

Average RPI Win:	317	WON-LOST	WINNING	LAST 10	STRENGTH OF	OPP. STRENGTH	TEAM	ADJ.	CONF.	ADJ CONF.
Average RPI Loss:	168	RECORD	PCT. RANK	GAMES	SCHEDULE	OF SCHEDULE	RPI	RPI	RPI	RPI
DIV. I ONLY	2- 14	330	2-8	235	257	319	319	22	22	
DIV. I NON-CONF.	2- 12	318	2-6	239	256	318	318	20	20	
TOTALS	RPI 1-25	RPI 26-50	W-L RECORDS	RPI 51-100	RPI 101-150	RPI 150+				
2- 14	0- 0	0- 1	OVERALL	0- 3	0- 2	2- 8				
1- 5	0- 0	0- 1	HOME	0- 0	0- 0	1- 4				
1- 9	0- 0	0- 0	AWAY	0- 3	0- 2	1- 4				
0- 0	0- 0	0- 0	NEUTRAL	0- 0	0- 0	0- 0				
2- 12	0- 0	0- 1	NON-CONFERENCE	0- 3	0- 1	2- 7				
1- 5	0- 0	0- 1	HOME	0- 0	0- 0	1- 4				
1- 7	0- 0	0- 0	AWAY	0- 3	0- 1	1- 3				
0- 0	0- 0	0- 0	NEUTRAL	0- 0	0- 0	0- 0				
0- 2	0- 0	0- 0	CONFERENCE	0- 0	0- 1	0- 1				
0- 0	0- 0	0- 0	HOME	0- 0	0- 0	0- 0				
0- 2	0- 0	0- 0	AWAY	0- 0	0- 1	0- 1				
0- 0	0- 0	0- 0	NEUTRAL	0- 0	0- 0	0- 0				

RPI 1-25				RPI 26-50				RPI 51-100				RPI 101+				Team's RPI: 319	
RPI	S	Opponent	Score	RPI	S	Opponent	Score	RPI	S	Opponent	Score	RPI	S	Opponent	Score		
				47	H	Western Ky.	62 75	51	A	Yale	60 68	125	A	Furman	49 62		
								72	A	Georgia	60 76	133	A	Florida	50 71		
								75	A	Alabama	56 111	171	H	Clemson	61 65		
												172	A	Columbia	48 77		
												210	H	Gardner-Webb	62 65		
												215	H	Jacksonville	83 87		
												257	A	Kennesaw St.	64 92		
												263	H	Eastern Ky.	60 61		
												271	A	Appalachian St.	68 77		
												288	H	Ga. Southern	62 52		
												294	A	Wofford	49 77		
												346	A	South Carolina St.	66 55		
LAST 10 Division I																	
				125	A	Furman	49 62	294	A	Wofford	49 77						
				172	A	Columbia	48 77	133	A	Florida	50 71						
				51	A	Yale	60 68	171	H	Clemson	61 65						
				215	H	Jacksonville	83 87	288	H	Ga. Southern	62 52						
				210	H	Gardner-Webb	62 65	346	A	South Carolina St.	66 55						

Non-Div I Games: LaGrange 74 47

Mercer

Loss, Non-Conf, S Site, H Home A Away N Neutral

Average RPI Win:	263	WON-LOST	WINNING	LAST 10	STRENGTH OF	OPP. STRENGTH	TEAM	ADJ.	CONF.	ADJ CONF.
Average RPI Loss:	149	RECORD	PCT. RANK	GAMES	SCHEDULE	OF SCHEDULE	RPI	RPI	RPI	RPI
DIV. I ONLY	7- 6	150	6-4	218	321	182	182	30	30	
DIV. I NON-CONF.	5- 4	140	4-2	86	313	108	108	30	30	
TOTALS	RPI 1-25	RPI 26-50	W-L RECORDS	RPI 51-100	RPI 101-150	RPI 150+				
7- 6	0- 0	0- 0	OVERALL	0- 1	1- 2	6- 3				
4- 2	0- 0	0- 0	HOME	0- 1	0- 0	4- 1				
3- 4	0- 0	0- 0	AWAY	0- 0	1- 2	2- 2				
0- 0	0- 0	0- 0	NEUTRAL	0- 0	0- 0	0- 0				
5- 4	0- 0	0- 0	NON-CONFERENCE	0- 1	1- 2	4- 1				
3- 1	0- 0	0- 0	HOME	0- 1	0- 0	3- 0				
2- 3	0- 0	0- 0	AWAY	0- 0	1- 2	1- 1				
0- 0	0- 0	0- 0	NEUTRAL	0- 0	0- 0	0- 0				
2- 2	0- 0	0- 0	CONFERENCE	0- 0	0- 0	2- 2				
1- 1	0- 0	0- 0	HOME	0- 0	0- 0	1- 1				
1- 1	0- 0	0- 0	AWAY	0- 0	0- 0	1- 1				
0- 0	0- 0	0- 0	NEUTRAL	0- 0	0- 0	0- 0				

RPI 1-25				RPI 26-50				RPI 51-100				RPI 101+				Team's RPI: 182	
RPI	S	Opponent	Score	RPI	S	Opponent	Score	RPI	S	Opponent	Score	RPI	S	Opponent	Score		
								78	H	Lehigh	68	72	120	A	Massachusetts	79	64
												121	A	Holy Cross	42	68	
												127	A	Illinois	72	75	
												161	H	Robert Morris	62	68	
												168	A	Dartmouth	52	57	
												228	H	UMass Lowell	73	50	
												241	A	Sacred Heart	60	63	
												246	A	Brown	72	57	
												282	H	Vermont	78	53	
												305	H	New Hampshire	64	54	
												321	H	Bryant	78	66	
												338	A	Central Conn. St.	65	56	
LAST 10 Division I																	
				321	H	Bryant	78 66					338	A	Central Conn. St.	65 56		
				161	H	Robert Morris	62 68					127	A	Illinois	72 75		
				241	A	Sacred Heart	60 63					246	A	Brown	72 57		
				282	H	Vermont	78 53					121	A	Holy Cross	42 68		
				228	H	UMass Lowell	73 50					305	H	New Hampshire	64 54		

Non-Div I Games: Eastern Nazarene 82 50 Fisher 81 42

Merrimack

Loss, Non-Conf, S Site, H Home A Away N Neutral

Average RPI Win: 113	WON-LOST	WINNING	LAST 10	STRENGTH OF	OPP. STRENGTH	TEAM	ADJ.	CONF.	ADJ CONF.
Average RPI Loss: 12	RECORD	PCT. RANK	GAMES	SCHEDULE	OF SCHEDULE	RPI	RPI	RPI	RPI
DIV. I ONLY	10- 6	100	6-4	2	34	32	32	3	3
DIV. I NON-CONF.	8- 3	68	4-1	3	65	18	18	3	3
<hr/>									
TOTALS	RPI 1-25	RPI 26-50	W-L RECORDS	RPI 51-100	RPI 101-150	RPI 150+			
10- 6	0- 5	0- 1	OVERALL	6- 0	0- 0	4- 0			
9- 4	0- 4	0- 0	HOME	5- 0	0- 0	4- 0			
0- 2	0- 1	0- 1	AWAY	0- 0	0- 0	0- 0			
1- 0	0- 0	0- 0	NEUTRAL	1- 0	0- 0	0- 0			
8- 3	0- 3	0- 0	NON-CONFERENCE	4- 0	0- 0	4- 0			
7- 2	0- 2	0- 0	HOME	3- 0	0- 0	4- 0			
0- 1	0- 1	0- 0	AWAY	0- 0	0- 0	0- 0			
1- 0	0- 0	0- 0	NEUTRAL	1- 0	0- 0	0- 0			
2- 3	0- 2	0- 1	CONFERENCE	2- 0	0- 0	0- 0			
2- 2	0- 2	0- 0	HOME	2- 0	0- 0	0- 0			
0- 1	0- 0	0- 1	AWAY	0- 0	0- 0	0- 0			
0- 0	0- 0	0- 0	NEUTRAL	0- 0	0- 0	0- 0			

RPI 1-25				RPI 26-50				Team's RPI: 32	RPI 51-100				RPI 101+			
RPI	S	Opponent	Score	RPI	S	Opponent	Score		RPI	S	Opponent	Score	RPI	S	Opponent	Score
3	H	Louisville	41 87	29	A	Georgia Tech	54 61		53	H	Washington St.	74 68	160	H	Miami (OH)	80 62
5	H	Oregon St.	53 75						58	H	Wake Forest	59 56	178	H	Binghamton	79 56
9	H	Indiana	45 58						61	H	IUPUI	74 65	185	H	Jackson St.	83 68
11	A	DePaul	83 89						70	H	Syracuse	77 62	191	H	UNC Asheville	75 46
17	H	Florida St.	62 73						74	H	North Florida	78 55				
									95	N	N.C. A&T	68 67				
<hr/>																
LAST 10 Division I																
3	H	Louisville	41 87	70	H	Syracuse	77 62									
17	H	Florida St.	62 73	191	H	UNC Asheville	75 46									
29	A	Georgia Tech	54 61	178	H	Binghamton	79 56									
58	H	Wake Forest	59 56	9	H	Indiana	45 58									
53	H	Washington St.	74 68	160	H	Miami (OH)	80 62									

Non-Div I Games:

Miami (FL)

Average RPI Win:	287	WON-LOST	WINNING	LAST 10	STRENGTH OF	OPP. STRENGTH	TEAM	ADJ.	CONF.	ADJ CONF.
Average RPI Loss:	67	RECORD	PCT. RANK	GAMES	SCHEDULE	OF SCHEDULE	RPI	RPI	RPI	RPI
DIV. I ONLY	7- 7	168	4-6	223	79	160	160	10	10	
DIV. I NON-CONF.	6- 5	151	3-4	271	105	143	143	10	10	
TOTALS	RPI 1-25	RPI 26-50	W-L RECORDS	RPI 51-100	RPI 101-150	RPI 150+				
7- 7	0- 1	0- 2	OVERALL	0- 2	0- 2	7- 0				
3- 1	0- 0	0- 0	HOME	0- 1	0- 0	3- 0				
3- 5	0- 1	0- 2	AWAY	0- 0	0- 2	3- 0				
1- 1	0- 0	0- 0	NEUTRAL	0- 1	0- 0	1- 0				
6- 5	0- 1	0- 1	NON-CONFERENCE	0- 1	0- 2	6- 0				
2- 0	0- 0	0- 0	HOME	0- 0	0- 0	2- 0				
3- 4	0- 1	0- 1	AWAY	0- 0	0- 2	3- 0				
1- 1	0- 0	0- 0	NEUTRAL	0- 1	0- 0	1- 0				
1- 2	0- 0	0- 1	CONFERENCE	0- 1	0- 0	1- 0				
1- 1	0- 0	0- 0	HOME	0- 1	0- 0	1- 0				
0- 1	0- 0	0- 1	AWAY	0- 0	0- 0	0- 0				
0- 0	0- 0	0- 0	NEUTRAL	0- 0	0- 0	0- 0				

RPI 1-25				RPI 26-50				RPI 51-100				RPI 101+ Team's RPI: 160			
RPI	S	Opponent	Score	RPI	S	Opponent	Score	RPI	S	Opponent	Score	RPI	S	Opponent	Score
11	A	DePaul	79 98	28	A	Central Mich.	70 76	79	H	Buffalo	72 86	106	A	Bradley	68 79
				32	A	Miami (FL)	62 80	93	N	Liberty	53 65	118	A	Cincinnati	68 98
												212	H	Northern Ill.	66 64
												263	A	Eastern Ky.	75 57
												276	A	South Alabama	76 73
												293	A	Pittsburgh	80 71
												307	N	Prairie View	65 52
												327	H	Evansville	72 64
												330	H	UIC	85 35
LAST 10 Division I															
212	H	Northern Ill.	66 64	28	A	Central Mich.	70 76	32	A	Miami (FL)	62 80	93	N	Liberty	53 65
79	H	Buffalo	72 86	32	A	Miami (FL)	62 80	330	H	UIC	85 35	106	A	Bradley	68 79
327	H	Evansville	72 64	93	N	Liberty	53 65								
293	A	Pittsburgh	80 71												
118	A	Cincinnati	68 98												

Non-Div I Games: Tiffin 83 51

Miami (OH)

■ Loss,
 ■ Non-Conf,
 ■ S Site,
 ■ H Home
 ■ A Away
 N Neutral

Michigan

Through Games Of Jan. 12, 2020

Average RPI Win:	176	WON-LOST	WINNING	LAST 10	STRENGTH OF	OPP. STRENGTH	TEAM	ADJ.	CONF.	ADJ CONF.
Average RPI Loss:	44	RECORD	PCT. RANK	GAMES	SCHEDULE	OF SCHEDULE	RPI	RPI	RPI	RPI
DIV. I ONLY	11- 5	73	6-4	56	83	59	59	2	2	
DIV. I NON-CONF.	9- 2	40	4-1	80	205	48	48	2	2	
TOTALS	RPI 1-25	RPI 26-50	W-L RECORDS	RPI 51-100	RPI 101-150	RPI 150+				
11- 5	0- 3	0- 1	OVERALL	2- 0	3- 1	6- 0				
8- 2	0- 1	0- 0	HOME	2- 0	2- 1	4- 0				
2- 2	0- 1	0- 1	AWAY	0- 0	0- 0	2- 0				
1- 1	0- 1	0- 0	NEUTRAL	0- 0	1- 0	0- 0				
9- 2	0- 1	0- 0	NON-CONFERENCE	1- 0	3- 1	5- 0				
6- 1	0- 0	0- 0	HOME	1- 0	2- 1	3- 0				
2- 0	0- 0	0- 0	AWAY	0- 0	0- 0	2- 0				
1- 1	0- 1	0- 0	NEUTRAL	0- 0	1- 0	0- 0				
2- 3	0- 2	0- 1	CONFERENCE	1- 0	0- 0	1- 0				
2- 1	0- 1	0- 0	HOME	1- 0	0- 0	1- 0				
0- 2	0- 1	0- 1	AWAY	0- 0	0- 0	0- 0				
0- 0	0- 0	0- 0	NEUTRAL	0- 0	0- 0	0- 0				

RPI 1-25				RPI 26-50				RPI 51-100 Team's RPI: 59				RPI 101+			
RPI	S	Opponent	Score	RPI	S	Opponent	Score	RPI	S	Opponent	Score	RPI	S	Opponent	Score
17	N	Florida St.	69 79	30	A	Ohio St.	69 78	70	H	Syracuse	84 76	106	H	Bradley	77 57
24	A	Maryland	55 70					96	H	Michigan St.	89 69	123	N	Kent St.	88 53
24	H	Maryland	49 77									124	H	Notre Dame	72 76
												144	H	Western Mich.	76 55
												166	A	Akron	80 71
												186	A	Eastern Mich.	57 38
												205	H	Penn St.	82 48
												267	H	Oakland	79 64
												271	H	Appalachian St.	62 35
												299	H	Morgan St.	80 48
LAST 10 Division I															
30	A	Ohio St.	69 78	24	H	Maryland	49 77								
96	H	Michigan St.	89 69	271	H	Appalachian St.	62 35								
205	H	Penn St.	82 48	267	H	Oakland	79 64								
24	A	Maryland	55 70	70	H	Syracuse	84 76								
17	N	Florida St.	69 79	299	H	Morgan St.	80 48								

Non-Div I Games:

Michigan

■ Loss,
 ■ Non-Conf,
 S Site,
 ■ Home
 ■ Away
 N Neutral

Average RPI Win:	205	WON-LOST	WINNING	LAST 10	STRENGTH OF	OPP. STRENGTH	TEAM	ADJ.	CONF.	ADJ CONF.
Average RPI Loss:	60	RECORD	PCT. RANK	GAMES	SCHEDULE	OF SCHEDULE	RPI	RPI	RPI	RPI
DIV. I ONLY	9- 7	139	4-6	90	70	96	96	2	2	
DIV. I NON-CONF.	7- 4	100	2-3	190	93	128	128	2	2	
TOTALS	RPI 1-25	RPI 26-50	W-L RECORDS	RPI 51-100	RPI 101-150	RPI 150+				
9- 7	0- 3	0- 1	OVERALL	1- 2	2- 0	6- 1				
7- 0	0- 0	0- 0	HOME	1- 0	1- 0	5- 0				
1- 4	0- 2	0- 0	AWAY	0- 1	1- 0	0- 1				
1- 3	0- 1	0- 1	NEUTRAL	0- 1	0- 0	1- 0				
7- 4	0- 2	0- 1	NON-CONFERENCE	0- 1	1- 0	6- 0				
5- 0	0- 0	0- 0	HOME	0- 0	0- 0	5- 0				
1- 1	0- 1	0- 0	AWAY	0- 0	1- 0	0- 0				
1- 3	0- 1	0- 1	NEUTRAL	0- 1	0- 0	1- 0				
2- 3	0- 1	0- 0	CONFERENCE	1- 1	1- 0	0- 1				
2- 0	0- 0	0- 0	HOME	1- 0	1- 0	0- 0				
0- 3	0- 1	0- 0	AWAY	0- 1	0- 0	0- 1				
0- 0	0- 0	0- 0	NEUTRAL	0- 0	0- 0	0- 0				

RPI 1-25				RPI 26-50				RPI 51-100				RPI 101+			
RPI	S	Opponent	Score	RPI	S	Opponent	Score	RPI	S	Opponent	Score	RPI	S	Opponent	Score
9	A	Indiana	67 79	35	N	LSU	56 58	54	H	Nebraska	78 70	112	H	Wisconsin	69 52
17	A	Florida St.	68 78					59	A	Michigan	69 89	124	A	Notre Dame	72 69
22	N	West Virginia	57 63					70	N	Syracuse	63 77	154	N	Kansas St.	65 60
												186	H	Eastern Mich.	85 50
												205	A	Penn St.	73 86
												267	H	Oakland	76 56
												284	H	Morehead St.	93 48
												326	H	Detroit Mercy	110 52
												342	H	Hartford	79 34
LAST 10 Division I															
205	A	Penn St.	73 86	112	H	Wisconsin	69 52								
59	A	Michigan	69 89	70	N	Syracuse	63 77								
54	H	Nebraska	78 70	284	H	Morehead St.	93 48								
9	A	Indiana	67 79	17	A	Florida St.	68 78								
22	N	West Virginia	57 63	154	N	Kansas St.	65 60								

Non-Div I Games:

Michigan St.

Average RPI Win:	160	WON-LOST	WINNING	LAST 10	STRENGTH OF	OPP. STRENGTH	TEAM	ADJ.	CONF.	ADJ CONF.
Average RPI Loss:	40	RECORD	PCT. RANK	GAMES	SCHEDULE	OF SCHEDULE	RPI	RPI	RPI	RPI
DIV. I ONLY	10- 6	100	5-5	21	73	48	48	13	13	
DIV. I NON-CONF.	8- 4	90	3-3	35	32	46	46	15	15	
TOTALS	RPI 1-25	RPI 26-50	W-L RECORDS	RPI 51-100	RPI 101-150	RPI 150+				
10- 6	0- 2	2- 3	OVERALL	0- 1	2- 0	6- 0				
6- 2	0- 1	2- 1	HOME	0- 0	2- 0	2- 0				
3- 2	0- 0	0- 1	AWAY	0- 1	0- 0	3- 0				
1- 2	0- 1	0- 1	NEUTRAL	0- 0	0- 0	1- 0				
8- 4	0- 2	1- 1	NON-CONFERENCE	0- 1	2- 0	5- 0				
5- 1	0- 1	1- 0	HOME	0- 0	2- 0	2- 0				
2- 1	0- 0	0- 0	AWAY	0- 1	0- 0	2- 0				
1- 2	0- 1	0- 1	NEUTRAL	0- 0	0- 0	1- 0				
2- 2	0- 0	1- 2	CONFERENCE	0- 0	0- 0	1- 0				
1- 1	0- 0	1- 1	HOME	0- 0	0- 0	0- 0				
1- 1	0- 0	0- 1	AWAY	0- 0	0- 0	1- 0				
0- 0	0- 0	0- 0	NEUTRAL	0- 0	0- 0	0- 0				

RPI 1-25				RPI 26-50				Team's RPI: 48	RPI 51-100				RPI 101+			
RPI	S	Opponent	Score	RPI	S	Opponent	Score		RPI	S	Opponent	Score	RPI	S	Opponent	Score
7	N	Gonzaga	50 62	33	H	TCU	82 70		89	A	Belmont	57 68	125	H	Furman	78 62
18	H	Kentucky	52 67	37	N	Arizona St.	60 61						137	H	VCU	86 63
				44	H	Old Dominion	56 67						152	A	Tulane	64 62
				47	A	Western Ky.	63 71						153	N	Auburn	73 50
				50	H	Charlotte	83 59						164	H	Tennessee Tech	64 58
													248	H	Lipscomb	70 49
													256	A	East Carolina	68 66
													277	A	Marshall	75 55
LAST 10 Division I																
				277	A	Marshall	75 55		47	A	Western Ky.	63 71				
				50	H	Charlotte	83 59		89	A	Belmont	57 68				
				44	H	Old Dominion	56 67		248	H	Lipscomb	70 49				
				33	H	TCU	82 70		37	N	Arizona St.	60 61				
				137	H	VCU	86 63		7	N	Gonzaga	50 62				

Non-Div I Games:

Middle Tenn.

■ Loss,
 ■ Non-Conf, S Site,
 ■ Home
 ■ Away
 N Neutral

Milwaukee

Through Games Of Jan. 12, 2020

Average RPI Win:	243	WON-LOST	WINNING	LAST 10	STRENGTH OF	OPP. STRENGTH	TEAM	ADJ.	CONF.	ADJ CONF.
Average RPI Loss:	129	RECORD	PCT. RANK	GAMES	SCHEDULE	OF SCHEDULE	RPI	RPI	RPI	RPI
DIV. I ONLY	4- 11	283	3-7	175	133	268	268	17	17	
DIV. I NON-CONF.	2- 8	295	1-4	91	54	262	262	18	18	
TOTALS	RPI 1-25	RPI 26-50	W-L RECORDS	RPI 51-100	RPI 101-150	RPI 150+				
4- 11	0- 1	0- 2	OVERALL	0- 1	1- 1	3- 6				
3- 4	0- 0	0- 1	HOME	0- 0	1- 0	2- 3				
1- 7	0- 1	0- 1	AWAY	0- 1	0- 1	1- 3				
0- 0	0- 0	0- 0	NEUTRAL	0- 0	0- 0	0- 0				
2- 8	0- 1	0- 2	NON-CONFERENCE	0- 1	0- 1	2- 3				
2- 3	0- 0	0- 1	HOME	0- 0	0- 0	2- 2				
0- 5	0- 1	0- 1	AWAY	0- 1	0- 1	0- 1				
0- 0	0- 0	0- 0	NEUTRAL	0- 0	0- 0	0- 0				
2- 3	0- 0	0- 0	CONFERENCE	0- 0	1- 0	1- 3				
1- 1	0- 0	0- 0	HOME	0- 0	1- 0	0- 1				
1- 2	0- 0	0- 0	AWAY	0- 0	0- 0	1- 2				
0- 0	0- 0	0- 0	NEUTRAL	0- 0	0- 0	0- 0				

RPI 1-25				RPI 26-50				RPI 51-100				RPI 101+ Team's RPI: 268			
RPI	S	Opponent	Score	RPI	S	Opponent	Score	RPI	S	Opponent	Score	RPI	S	Opponent	Score
11	A	DePaul	65 94	27	A	Purdue	55 68	57	A	Minnesota	61 77	112	A	Wisconsin	40 71
				31	H	Marquette	56 78					148	H	Wright St.	60 58
												162	A	Green Bay	48 61
												168	H	North Dakota	58 66
												172	A	Columbia	46 74
												200	H	Bowling Green	51 63
												212	H	Northern Ill.	78 65
												216	H	Northern Ky.	49 61
												267	A	Oakland	62 78
												287	H	Ark.-Pine Bluff	69 55
												326	A	Detroit Mercy	63 48
LAST 10 Division I															
326	A	Detroit Mercy	63 48	267	A	Oakland	62 78								
162	A	Green Bay	48 61	200	H	Bowling Green	51 63								
216	H	Northern Ky.	49 61	31	H	Marquette	56 78								
148	H	Wright St.	60 58	212	H	Northern Ill.	78 65								
168	H	North Dakota	58 66	172	A	Columbia	46 74								

Non-Div I Games: Wis.-Parkside 84 77

Milwaukee

■ Loss,
 ■ Non-Conf, S Site,
 ■ Home
 ■ Away
 N Neutral

Average RPI Win:	182	WON-LOST	WINNING	LAST 10	STRENGTH OF	OPP. STRENGTH	TEAM	ADJ.	CONF.	ADJ CONF.
Average RPI Loss:	45	RECORD	PCT. RANK	GAMES	SCHEDULE	OF SCHEDULE	RPI	RPI	RPI	RPI
DIV. I ONLY	11- 5	73	6-4	64	54	57	57	2	2	
DIV. I NON-CONF.	10- 1	19	5-0	141	71	35	35	2	2	
TOTALS	RPI 1-25	RPI 26-50	W-L RECORDS	RPI 51-100	RPI 101-150	RPI 150+				
11- 5	0- 2	1- 1	OVERALL	1- 1	3- 1	6- 0				
7- 3	0- 2	1- 1	HOME	1- 0	1- 0	4- 0				
4- 2	0- 0	0- 0	AWAY	0- 1	2- 1	2- 0				
0- 0	0- 0	0- 0	NEUTRAL	0- 0	0- 0	0- 0				
10- 1	0- 1	1- 0	NON-CONFERENCE	1- 0	3- 0	5- 0				
7- 1	0- 1	1- 0	HOME	1- 0	1- 0	4- 0				
3- 0	0- 0	0- 0	AWAY	0- 0	2- 0	1- 0				
0- 0	0- 0	0- 0	NEUTRAL	0- 0	0- 0	0- 0				
1- 4	0- 1	0- 1	CONFERENCE	0- 1	0- 1	1- 0				
0- 2	0- 1	0- 1	HOME	0- 0	0- 0	0- 0				
1- 2	0- 0	0- 0	AWAY	0- 1	0- 1	1- 0				
0- 0	0- 0	0- 0	NEUTRAL	0- 0	0- 0	0- 0				

RPI	S	Opponent	Score	RPI	S	Opponent	Score	RPI	S	Opponent	Score	RPI	S	Opponent	Score
1	H	Missouri St.	69 77	30	H	Ohio St.	63 66	54	A	Nebraska	58 72	115	H	Montana St.	71 60
15	H	Northwestern	54 56	37	H	Arizona St.	80 66	78	H	Lehigh	77 49	124	A	Notre Dame	75 67
												127	A	Illinois	71 74
												134	A	George Washington	83 50
												203	A	American	70 53
												205	A	Penn St.	81 74
												233	H	UC Davis	76 67
												268	H	Milwaukee	77 61
												282	H	Vermont	90 58
												321	H	Bryant	101 56
LAST 10 Division I															
15	H	Northwestern	54 56	127	A	Illinois	71 74								
54	A	Nebraska	58 72	233	H	UC Davis	76 67								
30	H	Ohio St.	63 66	134	A	George Washington	83 50								
205	A	Penn St.	81 74	203	A	American	70 53								
78	H	Lehigh	77 49	124	A	Notre Dame	75 67								

Non-Div I Games:

Minnesota

Mississippi St.

Through Games Of Jan. 12, 2020

Average RPI Win:	130	WON-LOST	WINNING	LAST 10	STRENGTH OF	OPP. STRENGTH	TEAM	ADJ.	CONF.	ADJ CONF.
Average RPI Loss:	15	RECORD	PCT. RANK	GAMES	SCHEDULE	OF SCHEDULE	RPI	RPI	RPI	RPI
DIV. I ONLY	15- 2	13	8-2	26	35	13	13	5	5	
DIV. I NON-CONF.	12- 2	30	5-2	17	46	11	11	5	5	
TOTALS	RPI 1-25	RPI 26-50	W-L RECORDS	RPI 51-100	RPI 101-150	RPI 150+				
15- 2	0- 2	2- 0	OVERALL	4- 0	2- 0	7- 0				
6- 1	0- 1	0- 0	HOME	2- 0	1- 0	3- 0				
5- 0	0- 0	1- 0	AWAY	1- 0	1- 0	2- 0				
4- 1	0- 1	1- 0	NEUTRAL	1- 0	0- 0	2- 0				
12- 2	0- 2	2- 0	NON-CONFERENCE	3- 0	1- 0	6- 0				
5- 1	0- 1	0- 0	HOME	2- 0	0- 0	3- 0				
3- 0	0- 0	1- 0	AWAY	0- 0	1- 0	1- 0				
4- 1	0- 1	1- 0	NEUTRAL	1- 0	0- 0	2- 0				
3- 0	0- 0	0- 0	CONFERENCE	1- 0	1- 0	1- 0				
1- 0	0- 0	0- 0	HOME	0- 0	1- 0	0- 0				
2- 0	0- 0	0- 0	AWAY	1- 0	0- 0	1- 0				
0- 0	0- 0	0- 0	NEUTRAL	0- 0	0- 0	0- 0				

RPI 1-25				RPI 26-50				RPI 51-100				RPI 101+			
RPI	S	Opponent	Score	RPI	S	Opponent	Score	RPI	S	Opponent	Score	RPI	S	Opponent	Score
8	N	Stanford	62 67	26	N	Virginia	72 59	71	H	Troy	122 82	129	A	Louisiana	64 48
22	H	West Virginia	65 71	31	A	Marquette	74 68	72	A	Georgia	73 66	133	H	Florida	93 47
								76	H	UT Martin	82 46	162	N	Green Bay	83 58
								77	N	South Fla.	86 61	163	A	Missouri	79 64
												185	A	Jackson St.	92 53
												195	H	Little Rock	89 50
												197	H	Southern Miss.	91 58
												214	H	Murray St.	124 43
												220	N	San Francisco	73 38
LAST 10 Division I															
				72	A	Georgia	73 66	163	A	Missouri	79 64				
				133	H	Florida	93 47	129	A	Louisiana	64 48				
				195	H	Little Rock	89 50	22	H	West Virginia	65 71				
				26	N	Virginia	72 59	8	N	Stanford	62 67				
				77	N	South Fla.	86 61	162	N	Green Bay	83 58				

Non-Div I Games:

Mississippi St.

■ Loss,
 ■ Non-Conf,
 ■ S Site,
 ■ H Home
 ■ A Away
 N Neutral

Average RPI Win: 351				Through Games of Sun. 11/1/10													
WON-LOST		WINNING		LAST 10		STRENGTH OF		OPP. STRENGTH		TEAM		ADJ.		CONF.		ADJ CONF.	
RECORD		PCT. RANK		GAMES		SCHEDULE		OF SCHEDULE		RPI		RPI		RPI		RPI	
DIV. I ONLY		1- 12		338		1-9		343		329		350		350		31	
DIV. I NON-CONF.		1- 10		329		1-7		314		340		347		347		29	
TOTALS		RPI 1-25		RPI 26-50		W-L RECORDS		RPI 51-100		RPI 101-150		RPI 150+					
1- 12		0- 0		0- 0		OVERALL		0- 0		0- 1		1- 11					
1- 3		0- 0		0- 0		HOME		0- 0		0- 1		1- 2					
0- 8		0- 0		0- 0		AWAY		0- 0		0- 0		0- 8					
0- 1		0- 0		0- 0		NEUTRAL		0- 0		0- 0		0- 1					
1- 10		0- 0		0- 0		NON-CONFERENCE		0- 0		0- 1		1- 9					
1- 2		0- 0		0- 0		HOME		0- 0		0- 1		1- 1					
0- 7		0- 0		0- 0		AWAY		0- 0		0- 0		0- 7					
0- 1		0- 0		0- 0		NEUTRAL		0- 0		0- 0		0- 1					
0- 2		0- 0		0- 0		CONFERENCE		0- 0		0- 0		0- 2					
0- 1		0- 0		0- 0		HOME		0- 0		0- 0		0- 1					
0- 1		0- 0		0- 0		AWAY		0- 0		0- 0		0- 1					
0- 0		0- 0		0- 0		NEUTRAL		0- 0		0- 0		0- 0					

RPI 1-25				RPI 26-50				RPI 51-100				RPI 101+				Team's RPI: 350	
RPI	S	Opponent	Score	RPI	S	Opponent	Score	RPI	S	Opponent	Score	RPI	S	Opponent	Score		
												141	H	Austin Peay	82	100	
												180	A	Memphis	54	91	
												188	A	North Ala.	60	86	
												197	A	Southern Miss.	80	84	
												214	H	Murray St.	66	72	
												226	A	Wyoming	22	95	
												247	N	Omaha	70	78	
												254	A	Ole Miss	53	72	
												258	A	Colorado St.	46	65	
												286	A	Alabama St.	64	77	
												287	H	Ark.-Pine Bluff	77	80	
												349	A	La.-Monroe	66	74	
												351	H	Florida A&M	71	70	
LAST 10 Division I																	
				287	H	Ark.-Pine Bluff	77	80	286	A	Alabama St.	64	77				
				349	A	La.-Monroe	66	74	351	H	Florida A&M	71	70				
				180	A	Memphis	54	91	247	N	Omaha	70	78				
				258	A	Colorado St.	46	65	197	A	Southern Miss.	80	84				
				226	A	Wyoming	22	95	141	H	Austin Peay	82	100				

Non-Div I Games:

Mississippi Val.

Loss, Non-Conf, S Site, H Home A Away N Neutral

Average RPI Win:	169	WON-LOST	WINNING	LAST 10	STRENGTH OF	OPP. STRENGTH	TEAM	ADJ.	CONF.	ADJ CONF.
Average RPI Loss:	81	RECORD	PCT. RANK	GAMES	SCHEDULE	OF SCHEDULE	RPI	RPI	RPI	RPI
DIV. I ONLY	4- 13	296	2-8	9	95	163	163	5	5	
DIV. I NON-CONF.	3- 10	282	1-5	23	100	203	203	5	5	
TOTALS	RPI 1-25	RPI 26-50	W-L RECORDS	RPI 51-100	RPI 101-150	RPI 150+				
4- 13	0- 3	1- 3	OVERALL	1- 3	0- 1	2- 3				
4- 5	0- 2	1- 1	HOME	1- 1	0- 1	2- 0				
0- 6	0- 1	0- 2	AWAY	0- 1	0- 0	0- 2				
0- 2	0- 0	0- 0	NEUTRAL	0- 1	0- 0	0- 1				
3- 10	0- 2	0- 2	NON-CONFERENCE	1- 2	0- 1	2- 3				
3- 4	0- 1	0- 1	HOME	1- 1	0- 1	2- 0				
0- 4	0- 1	0- 1	AWAY	0- 0	0- 0	0- 2				
0- 2	0- 0	0- 0	NEUTRAL	0- 1	0- 0	0- 1				
1- 3	0- 1	1- 1	CONFERENCE	0- 1	0- 0	0- 0				
1- 1	0- 1	1- 0	HOME	0- 0	0- 0	0- 0				
0- 2	0- 0	0- 1	AWAY	0- 1	0- 0	0- 0				
0- 0	0- 0	0- 0	NEUTRAL	0- 0	0- 0	0- 0				

RPI 1-25				RPI 26-50				RPI 51-100				RPI 101+ Team's RPI: 163			
RPI	S	Opponent	Score	RPI	S	Opponent	Score	RPI	S	Opponent	Score	RPI	S	Opponent	Score
1	A	Missouri St.	72 79	34	H	UNI	73 78	54	H	Nebraska	85 90	127	H	Illinois	51 58
13	H	Mississippi St.	64 79	35	H	LSU	69 65	68	N	North Carolina	69 82	162	A	Green Bay	64 72
20	H	Princeton	33 68	40	A	South Dakota	56 72	82	A	Tennessee	66 77	170	N	New Mexico	68 71
				46	A	Arkansas	73 90	91	H	Saint Louis	83 58	231	H	Western Ill.	97 89
												237	A	UMKC	56 59
												317	H	SIUE	68 51
LAST 10 Division I															
				13	H	Mississippi St.	64 79	46	A	Arkansas	73 90				
				35	H	LSU	69 65	1	A	Missouri St.	72 79				
				82	A	Tennessee	66 77	237	A	UMKC	56 59				
				127	H	Illinois	51 58	91	H	Saint Louis	83 58				
				20	H	Princeton	33 68	68	N	North Carolina	69 82				

Non-Div I Games:

Missouri

■ Loss,
 ■ Non-Conf, S Site,
 ■ Home
 ■ Away
 N Neutral

Average RPI Win:	112	WON-LOST	WINNING	LAST 10	STRENGTH OF	OPP. STRENGTH	TEAM	ADJ.	CONF.	ADJ CONF.
Average RPI Loss:	6	RECORD	PCT. RANK	GAMES	SCHEDULE	OF SCHEDULE	RPI	RPI	RPI	RPI
DIV. I ONLY	13- 2	21	9-1	4	53	1	1	7	7	
DIV. I NON-CONF.	9- 2	40	5-1	6	24	3	3	7	7	
TOTALS	RPI 1-25	RPI 26-50	W-L RECORDS	RPI 51-100	RPI 101-150	RPI 150+				
13- 2	1- 2	3- 0	OVERALL	2- 0	3- 0	4- 0				
7- 0	1- 0	1- 0	HOME	0- 0	2- 0	3- 0				
6- 2	0- 2	2- 0	AWAY	2- 0	1- 0	1- 0				
0- 0	0- 0	0- 0	NEUTRAL	0- 0	0- 0	0- 0				
9- 2	0- 2	2- 0	NON-CONFERENCE	2- 0	2- 0	3- 0				
5- 0	0- 0	0- 0	HOME	0- 0	2- 0	3- 0				
4- 2	0- 2	2- 0	AWAY	2- 0	0- 0	0- 0				
0- 0	0- 0	0- 0	NEUTRAL	0- 0	0- 0	0- 0				
4- 0	1- 0	1- 0	CONFERENCE	0- 0	1- 0	1- 0				
2- 0	1- 0	1- 0	HOME	0- 0	0- 0	0- 0				
2- 0	0- 0	0- 0	AWAY	0- 0	1- 0	1- 0				
0- 0	0- 0	0- 0	NEUTRAL	0- 0	0- 0	0- 0				

RPI	S	Opponent	Score	RPI	S	Opponent	Score	RPI	S	Opponent	Score	RPI	S	Opponent	Score
5	A	Oregon St.	69 80	34	H	UNI	80 66	57	A	Minnesota	77 69	117	A	Loyola Chicago	74 72
7	A	Gonzaga	52 64	39	A	Oklahoma	96 90	94	A	Boise St.	72 69	140	H	Santa Clara	71 64
23	H	Drake	69 67	40	A	South Dakota	74 66					147	H	Wichita St.	68 55
												163	H	Missouri	79 72
												173	A	Valparaiso	81 68
												193	H	A&M-Corpus Christi	79 51
												237	H	UMKC	83 58
LAST 10 Division I															
23	H	Drake	69 67	34	H	UNI	80 66	147	H	Wichita St.	68 55	237	H	UMKC	83 58
173	A	Valparaiso	81 68	40	A	South Dakota	74 66	140	H	Santa Clara	71 64				
117	A	Loyola Chicago	74 72												
7	A	Gonzaga	52 64												
163	H	Missouri	79 72												

Non-Div I Games: William Jewell 111 39

Missouri St.

Average RPI Win:	281	WON-LOST	WINNING	LAST 10	STRENGTH OF	OPP. STRENGTH	TEAM	ADJ.	CONF.	ADJ CONF.
Average RPI Loss:	152	RECORD	PCT. RANK	GAMES	SCHEDULE	OF SCHEDULE	RPI	RPI	RPI	RPI
DIV. I ONLY	4- 10	275	4-6	232	214	279	279	24	24	
DIV. I NON-CONF.	3- 6	235	3-2	181	194	209	209	24	24	
TOTALS	RPI 1-25	RPI 26-50	W-L RECORDS	RPI 51-100	RPI 101-150	RPI 150+				
4- 10	0- 1	0- 1	OVERALL	0- 2	0- 1	4- 5				
2- 3	0- 0	0- 0	HOME	0- 0	0- 1	2- 2				
1- 7	0- 1	0- 1	AWAY	0- 2	0- 0	1- 3				
1- 0	0- 0	0- 0	NEUTRAL	0- 0	0- 0	1- 0				
3- 6	0- 1	0- 1	NON-CONFERENCE	0- 1	0- 1	3- 2				
1- 1	0- 0	0- 0	HOME	0- 0	0- 1	1- 0				
1- 5	0- 1	0- 1	AWAY	0- 1	0- 0	1- 2				
1- 0	0- 0	0- 0	NEUTRAL	0- 0	0- 0	1- 0				
1- 4	0- 0	0- 0	CONFERENCE	0- 1	0- 0	1- 3				
1- 2	0- 0	0- 0	HOME	0- 0	0- 0	1- 2				
0- 2	0- 0	0- 0	AWAY	0- 1	0- 0	0- 1				
0- 0	0- 0	0- 0	NEUTRAL	0- 0	0- 0	0- 0				

RPI	S	Opponent	Score	RPI	S	Opponent	Score	RPI	S	Opponent	Score	RPI	S	Opponent	Score	Team's RPI: 279
20	A	Princeton	40 52	49	A	Arizona	34 86	65	A	Bucknell	37 71	105	H	Providence	52 68	
								69	A	Marist	66 76	156	H	Iona	33 36	
												189	A	San Diego	49 57	
												234	H	Manhattan	62 60	
												255	H	Lafayette	52 44	
												259	A	Fairfield	38 49	
												278	A	Loyola Maryland	48 64	
												314	A	Albany (NY)	53 41	
												320	N	Purdue Fort Wayne	60 46	
												332	H	Canisius	62 71	
LAST 10 Division I																
259	A	Fairfield	38 49	156	H	Iona	33 36									
332	H	Canisius	62 71	234	H	Manhattan	62 60									
69	A	Marist	66 76	255	H	Lafayette	52 44									
314	A	Albany (NY)	53 41	49	A	Arizona	34 86									
278	A	Loyola Maryland	48 64	320	N	Purdue Fort Wayne	60 46									

Non-Div I Games:

Monmouth

RPI 1-25				RPI 26-50				RPI 51-100				RPI 101+				Team's RPI: 159	
RPI	S	Opponent	Score	RPI	S	Opponent	Score	RPI	S	Opponent	Score	RPI	S	Opponent	Score		
				40	A	South Dakota	64 96					114	H	Fresno St.	63 76		
				49	H	Arizona	42 77					140	N	Santa Clara	58 68		
												145	H	Southern Utah	81 74		
												181	H	Northern Colo.	58 67		
												196	A	Cal St. Fullerton	71 69		
												223	H	Grand Canyon	72 67		
												238	A	Northern Ariz.	79 71		
												290	H	Eastern Wash.	92 54		
												340	A	Utah Valley	63 52		
												343	A	Sacramento St.	64 60		
LAST 10 Division I																	
				181	H	Northern Colo.	58 67	290	H	Eastern Wash.	92 54						
				145	H	Southern Utah	81 74	340	A	Utah Valley	63 52						
				343	A	Sacramento St.	64 60	196	A	Cal St. Fullerton	71 69						
				238	A	Northern Ariz.	79 71	140	N	Santa Clara	58 68						
				40	A	South Dakota	64 96	49	H	Arizona	42 77						

Page 177

Average RPI Win:	241	WON-LOST	WINNING	LAST 10	STRENGTH OF	OPP. STRENGTH	TEAM	ADJ.	CONF.	ADJ CONF.
Average RPI Loss:	74	RECORD	PCT. RANK	GAMES	SCHEDULE	OF SCHEDULE	RPI	RPI	RPI	RPI
DIV. I ONLY	7- 6	150	6-4	77	236	115	115	20	20	
DIV. I NON-CONF.	2- 5	259	1-3	19	133	139	139	17	17	
TOTALS	RPI 1-25	RPI 26-50	W-L RECORDS	RPI 51-100	RPI 101-150	RPI 150+				
7- 6	0- 2	0- 0	OVERALL	0- 2	1- 2	6- 0				
3- 2	0- 1	0- 0	HOME	0- 0	1- 1	2- 0				
4- 2	0- 0	0- 0	AWAY	0- 2	0- 0	4- 0				
0- 2	0- 1	0- 0	NEUTRAL	0- 0	0- 1	0- 0				
2- 5	0- 2	0- 0	NON-CONFERENCE	0- 2	0- 1	2- 0				
1- 1	0- 1	0- 0	HOME	0- 0	0- 0	1- 0				
1- 2	0- 0	0- 0	AWAY	0- 2	0- 0	1- 0				
0- 2	0- 1	0- 0	NEUTRAL	0- 0	0- 1	0- 0				
5- 1	0- 0	0- 0	CONFERENCE	0- 0	1- 1	4- 0				
2- 1	0- 0	0- 0	HOME	0- 0	1- 1	1- 0				
3- 0	0- 0	0- 0	AWAY	0- 0	0- 0	3- 0				
0- 0	0- 0	0- 0	NEUTRAL	0- 0	0- 0	0- 0				

RPI 1-25				RPI 26-50				RPI 51-100				RPI 101+ Team's RPI: 115			
RPI	S	Opponent	Score	RPI	S	Opponent	Score	RPI	S	Opponent	Score	RPI	S	Opponent	Score
7	H	Gonzaga	55 70					57	A	Minnesota	60 71	122	H	Idaho	68 69
19	N	Texas A&M	67 78					90	A	South Dakota St.	50 60	145	H	Southern Utah	91 65
												147	N	Wichita St.	64 66
												181	H	Northern Colo.	91 58
												208	A	Portland St.	73 62
												233	H	UC Davis	77 65
												238	A	Northern Ariz.	72 64
												336	A	Seattle U	73 65
												343	A	Sacramento St.	85 48
LAST 10 Division I															
122	H	Idaho	68 69	208	A	Portland St.	73 62								
145	H	Southern Utah	91 65	19	N	Texas A&M	67 78								
181	H	Northern Colo.	91 58	147	N	Wichita St.	64 66								
238	A	Northern Ariz.	72 64	7	H	Gonzaga	55 70								
343	A	Sacramento St.	85 48	336	A	Seattle U	73 65								

Non-Div I Games: Carroll (MT) 67 33 Mont. St.-Northern 93 34

Montana St.

Average RPI Win:	285	WON-LOST	WINNING	LAST 10	STRENGTH OF	OPP. STRENGTH	TEAM	ADJ.	CONF.	ADJ CONF.
Average RPI Loss:	134	RECORD	PCT. RANK	GAMES	SCHEDULE	OF SCHEDULE	RPI	RPI	RPI	RPI
DIV. I ONLY	4- 10	275	3-7	144	280	284	284	21	21	
DIV. I NON-CONF.	2- 8	295	1-5	101	184	275	275	23	23	
TOTALS	RPI 1-25	RPI 26-50	W-L RECORDS	RPI 51-100	RPI 101-150	RPI 150+				
4- 10	0- 2	0- 0	OVERALL	0- 2	0- 1	4- 5				
4- 4	0- 0	0- 0	HOME	0- 1	0- 0	4- 3				
0- 6	0- 2	0- 0	AWAY	0- 1	0- 1	0- 2				
0- 0	0- 0	0- 0	NEUTRAL	0- 0	0- 0	0- 0				
2- 8	0- 2	0- 0	NON-CONFERENCE	0- 2	0- 1	2- 3				
2- 2	0- 0	0- 0	HOME	0- 1	0- 0	2- 1				
0- 6	0- 2	0- 0	AWAY	0- 1	0- 1	0- 2				
0- 0	0- 0	0- 0	NEUTRAL	0- 0	0- 0	0- 0				
2- 2	0- 0	0- 0	CONFERENCE	0- 0	0- 0	2- 2				
2- 2	0- 0	0- 0	HOME	0- 0	0- 0	2- 2				
0- 0	0- 0	0- 0	AWAY	0- 0	0- 0	0- 0				
0- 0	0- 0	0- 0	NEUTRAL	0- 0	0- 0	0- 0				

RPI 1-25				RPI 26-50				RPI 51-100				RPI 101+ Team's RPI: 284			
RPI	S	Opponent	Score	RPI	S	Opponent	Score	RPI	S	Opponent	Score	RPI	S	Opponent	Score
16	A	Baylor	47 94					95	H	N.C. A&T	56 74	113	A	Dayton	41 58
18	A	Kentucky	54 79					96	A	Michigan St.	48 93	164	H	Tennessee Tech	55 75
												173	A	Valparaiso	53 55
												200	A	Bowling Green	65 79
												222	H	Saint Francis (PA)	65 54
												224	H	Stetson	55 58
												245	H	Eastern Ill.	51 57
												289	H	Radford	73 62
												311	H	Jacksonville St.	67 48
												317	H	SIUE	75 69
LAST 10 Division I															
317	H	SIUE	75 69	245	H	Eastern Ill.	51 57								
164	H	Tennessee Tech	55 75	96	A	Michigan St.	48 93								
311	H	Jacksonville St.	67 48	113	A	Dayton	41 58								
16	A	Baylor	47 94	289	H	Radford	73 62								
173	A	Valparaiso	53 55	95	H	N.C. A&T	56 74								

Non-Div I Games: Asbury 107 55 Midway 107 55

Morehead St.

Loss, Non-Conf, S Site, H Home A Away N Neutral

Average RPI Win:	309	WON-LOST	WINNING	LAST 10	STRENGTH OF	OPP. STRENGTH	TEAM	ADJ.	CONF.	ADJ CONF.
Average RPI Loss:	185	RECORD	PCT. RANK	GAMES	SCHEDULE	OF SCHEDULE	RPI	RPI	RPI	RPI
DIV. I ONLY	4- 10	275	3-7	309	291	299	299	29	29	
DIV. I NON-CONF.	2- 9	304	1-6	215	277	300	300	31	31	
TOTALS	RPI 1-25	RPI 26-50	W-L RECORDS	RPI 51-100	RPI 101-150	RPI 150+				
4- 10	0- 0	0- 1	OVERALL	0- 3	0- 0	4- 6				
2- 0	0- 0	0- 0	HOME	0- 0	0- 0	2- 0				
2- 8	0- 0	0- 1	AWAY	0- 2	0- 0	2- 5				
0- 2	0- 0	0- 0	NEUTRAL	0- 1	0- 0	0- 1				
2- 9	0- 0	0- 1	NON-CONFERENCE	0- 3	0- 0	2- 5				
1- 0	0- 0	0- 0	HOME	0- 0	0- 0	1- 0				
1- 7	0- 0	0- 1	AWAY	0- 2	0- 0	1- 4				
0- 2	0- 0	0- 0	NEUTRAL	0- 1	0- 0	0- 1				
2- 1	0- 0	0- 0	CONFERENCE	0- 0	0- 0	2- 1				
1- 0	0- 0	0- 0	HOME	0- 0	0- 0	1- 0				
1- 1	0- 0	0- 0	AWAY	0- 0	0- 0	1- 1				
0- 0	0- 0	0- 0	NEUTRAL	0- 0	0- 0	0- 0				

RPI 1-25				RPI 26-50				RPI 51-100				RPI 101+				Team's RPI: 299	
RPI	S	Opponent	Score	RPI	S	Opponent	Score	RPI	S	Opponent	Score	RPI	S	Opponent	Score		
				31	A	Marquette	48 70	54	A	Nebraska	55 78	166	N	Akron	45 52		
								59	A	Michigan	48 80	243	A	Delaware St.	61 69		
								86	N	Stony Brook	56 63	247	A	Omaha	64 70		
												261	H	Texas St.	72 62		
												277	A	Marshall	57 52		
												313	A	UMBC	63 65		
												323	A	Hofstra	39 51		
												328	A	Saint Peter's	77 78		
												346	H	South Carolina St.	77 47		
												351	A	Florida A&M	59 47		
LAST 10 Division I																	
				346	H	South Carolina St.	77 47					351	A	Florida A&M	59 47		
				243	A	Delaware St.	61 69					313	A	UMBC	63 65		
				166	N	Akron	45 52					323	A	Hofstra	39 51		
				86	N	Stony Brook	56 63					59	A	Michigan	48 80		
				261	H	Texas St.	72 62					328	A	Saint Peter's	77 78		

Non-Div I Games: Washington Adventis84 52 Notre Dame (MD) 113 34

Morgan St.

■ Loss,
 ■ Non-Conf,
 ■ S Site,
 ■ Home
 ■ A Away
 N Neutral

Mt. St. Mary's

Through Games Of Jan. 12, 2020

Average RPI Win:	278	WON-LOST	WINNING	LAST 10	STRENGTH OF	OPP. STRENGTH	TEAM	ADJ.	CONF.	ADJ CONF.
Average RPI Loss:	117	RECORD	PCT. RANK	GAMES	SCHEDULE	OF SCHEDULE	RPI	RPI	RPI	RPI
DIV. I ONLY	7- 7	168	6-4	292	108	213	213	30	30	
DIV. I NON-CONF.	4- 7	225	3-4	218	66	214	214	30	30	
TOTALS	RPI 1-25	RPI 26-50	W-L RECORDS	RPI 51-100	RPI 101-150	RPI 150+				
7- 7	0- 2	0- 1	OVERALL	0- 1	1- 0	6- 3				
4- 1	0- 0	0- 0	HOME	0- 1	0- 0	4- 0				
2- 5	0- 2	0- 1	AWAY	0- 0	0- 0	2- 2				
1- 1	0- 0	0- 0	NEUTRAL	0- 0	1- 0	0- 1				
4- 7	0- 2	0- 1	NON-CONFERENCE	0- 1	1- 0	3- 3				
2- 1	0- 0	0- 0	HOME	0- 1	0- 0	2- 0				
1- 5	0- 2	0- 1	AWAY	0- 0	0- 0	1- 2				
1- 1	0- 0	0- 0	NEUTRAL	0- 0	1- 0	0- 1				
3- 0	0- 0	0- 0	CONFERENCE	0- 0	0- 0	3- 0				
2- 0	0- 0	0- 0	HOME	0- 0	0- 0	2- 0				
1- 0	0- 0	0- 0	AWAY	0- 0	0- 0	1- 0				
0- 0	0- 0	0- 0	NEUTRAL	0- 0	0- 0	0- 0				

RPI 1-25				RPI 26-50				RPI 51-100				RPI 101+ Team's RPI: 213			
RPI	S	Opponent	Score	RPI	S	Opponent	Score	RPI	S	Opponent	Score	RPI	S	Opponent	Score
9	A	Indiana	52 75	44	A	Old Dominion	34 85	78	H	Lehigh	65 66	126	N	Richmond	75 67
18	A	Kentucky	44 67									167	N	Hampton	60 68
												204	A	Towson	57 73
												272	H	Wagner	78 63
												278	H	Loyola Maryland	81 75
												289	A	Radford	75 58
												300	A	UMES	76 78
												313	H	UMBC	71 61
												321	A	Bryant	76 70
												345	H	LIU Brooklyn	75 57
LAST 10 Division I															
345	H	LIU Brooklyn	75 57	321	A	Bryant	76 70								
272	H	Wagner	78 63	300	A	UMES	76 78								
44	A	Old Dominion	34 85	78	H	Lehigh	65 66								
126	N	Richmond	75 67	278	H	Loyola Maryland	81 75								
167	N	Hampton	60 68	289	A	Radford	75 58								

Non-Div I Games: Frostburg St. 94 40

Mt. St. Mary's

■ Loss,
 ■ Non-Conf,
 ■ S Site,
 ■ H Home
 ■ A Away
 N Neutral

Average RPI Win:	268	WON-LOST	WINNING	LAST 10	STRENGTH OF	OPP. STRENGTH	TEAM	ADJ.	CONF.	ADJ CONF.
Average RPI Loss:	116	RECORD	PCT. RANK	GAMES	SCHEDULE	OF SCHEDULE	RPI	RPI	RPI	RPI
DIV. I ONLY	6- 7	200	5-5	268	162	214	214	21	21	
DIV. I NON-CONF.	5- 4	140	4-2	307	61	175	175	23	23	
TOTALS	RPI 1-25	RPI 26-50	W-L RECORDS	RPI 51-100	RPI 101-150	RPI 150+				
6- 7	0- 2	0- 0	OVERALL	0- 2	0- 1	6- 2				
3- 2	0- 0	0- 0	HOME	0- 1	0- 1	3- 0				
3- 5	0- 2	0- 0	AWAY	0- 1	0- 0	3- 2				
0- 0	0- 0	0- 0	NEUTRAL	0- 0	0- 0	0- 0				
5- 4	0- 2	0- 0	NON-CONFERENCE	0- 1	0- 1	5- 0				
2- 1	0- 0	0- 0	HOME	0- 0	0- 1	2- 0				
3- 3	0- 2	0- 0	AWAY	0- 1	0- 0	3- 0				
0- 0	0- 0	0- 0	NEUTRAL	0- 0	0- 0	0- 0				
1- 3	0- 0	0- 0	CONFERENCE	0- 1	0- 0	1- 2				
1- 1	0- 0	0- 0	HOME	0- 1	0- 0	1- 0				
0- 2	0- 0	0- 0	AWAY	0- 0	0- 0	0- 2				
0- 0	0- 0	0- 0	NEUTRAL	0- 0	0- 0	0- 0				

RPI	S	Opponent	Score
3	A	Louisville	40 76
13	A	Mississippi St.	43 124

RPI	S	Opponent	Score
-----	---	----------	-------

RPI	S	Opponent	Score
76	H	UT Martin	64 89
92	A	Southern Ill.	66 76

RPI	S	Opponent	Score	Team's RPI: 214
150	H	Samford	56 84	
164	A	Tennessee Tech	72 77	
190	H	Southeast Mo. St.	70 62	
219	H	Arkansas St.	77 62	
248	A	Lipscomb	67 57	
274	H	Indiana St.	70 62	
311	A	Jacksonville St.	51 68	
327	A	Evansville	61 59	
350	A	Mississippi Val.	72 66	

LAST 10 Division I

311	A	Jacksonville St.	51 68	164	A	Tennessee Tech	72 77
190	H	Southeast Mo. St.	70 62	274	H	Indiana St.	70 62
76	H	UT Martin	64 89	327	A	Evansville	61 59
150	H	Samford	56 84	219	H	Arkansas St.	77 62
92	A	Southern Ill.	66 76	248	A	Lipscomb	67 57

Non-Div I Games: Cumberland (TN) 93 60 Christian Bros. 95 59

Murray St.

■ Loss,
 ■ Non-Conf, S Site,
 ■ Home
 ■ Away
 N Neutral

Average RPI Win:	222	WON-LOST	WINNING	LAST 10	STRENGTH OF	OPP. STRENGTH	TEAM	ADJ.	CONF.	ADJ CONF.
Average RPI Loss:	73	RECORD	PCT. RANK	GAMES	SCHEDULE	OF SCHEDULE	RPI	RPI	RPI	RPI
DIV. I ONLY	8- 4	78	8-2	257	62	95	95	29	29	
DIV. I NON-CONF.	6- 4	122	6-2	123	20	63	63	31	31	
TOTALS	RPI 1-25	RPI 26-50	W-L RECORDS	RPI 51-100	RPI 101-150	RPI 150+				
8- 4	0- 1	0- 1	OVERALL	0- 1	2- 0	6- 1				
3- 0	0- 0	0- 0	HOME	0- 0	1- 0	2- 0				
4- 3	0- 1	0- 0	AWAY	0- 1	1- 0	3- 1				
1- 1	0- 0	0- 1	NEUTRAL	0- 0	0- 0	1- 0				
6- 4	0- 1	0- 1	NON-CONFERENCE	0- 1	2- 0	4- 1				
2- 0	0- 0	0- 0	HOME	0- 0	1- 0	1- 0				
3- 3	0- 1	0- 0	AWAY	0- 1	1- 0	2- 1				
1- 1	0- 0	0- 1	NEUTRAL	0- 0	0- 0	1- 0				
2- 0	0- 0	0- 0	CONFERENCE	0- 0	0- 0	2- 0				
1- 0	0- 0	0- 0	HOME	0- 0	0- 0	1- 0				
1- 0	0- 0	0- 0	AWAY	0- 0	0- 0	1- 0				
0- 0	0- 0	0- 0	NEUTRAL	0- 0	0- 0	0- 0				

RPI 1-25				RPI 26-50				RPI 51-100 Team's RPI: 95				RPI 101+			
RPI	S	Opponent	Score	RPI	S	Opponent	Score	RPI	S	Opponent	Score	RPI	S	Opponent	Score
21	A	NC State	44 80	32	N	Miami (FL)	67 68	72	A	Georgia	54 72	104	H	UNC Greensboro	57 48
												137	A	VCU	69 58
												166	A	Akron	52 64
												171	A	Clemson	82 74
												211	H	ETSU	80 69
												219	N	Arkansas St.	55 50
												284	A	Morehead St.	74 56
												300	A	UMES	67 31
												351	H	Florida A&M	71 44
LAST 10 Division I															
351	H	Florida A&M	71 44	300	A	UMES	67 31	284	A	Morehead St.	74 56	219	N	Arkansas St.	55 50
137	A	VCU	69 58	32	N	Miami (FL)	67 68	211	H	ETSU	80 69				
171	A	Clemson	82 74												
166	A	Akron	52 64												
104	H	UNC Greensboro	57 48												

Non-Div I Games: Saint Augustine's 75 44 Johnson & Wales (NC121 61

N.C. A&T

Loss, Non-Conf, S Site, H Home A Away N Neutral

N.C. Central

Through Games Of Jan. 12, 2020

Average RPI Win:	276	WON-LOST	WINNING	LAST 10	STRENGTH OF	OPP. STRENGTH	TEAM	ADJ.	CONF.	ADJ CONF.
Average RPI Loss:	176	RECORD	PCT. RANK	GAMES	SCHEDULE	OF SCHEDULE	RPI	RPI	RPI	RPI

DIV. I ONLY	3- 10	298	2-8	287	216	315	315	29	29
DIV. I NON-CONF.	2- 9	304	1-7	209	225	306	306	31	31
TOTALS	RPI 1-25	RPI 26-50	W-L RECORDS	RPI 51-100	RPI 101-150	RPI 150+			
3- 10	0- 1	0- 0	OVERALL	0- 3	1- 0	2- 6			
2- 3	0- 0	0- 0	HOME	0- 0	1- 0	1- 3			
1- 6	0- 1	0- 0	AWAY	0- 3	0- 0	1- 2			
0- 1	0- 0	0- 0	NEUTRAL	0- 0	0- 0	0- 1			
2- 9	0- 1	0- 0	NON-CONFERENCE	0- 3	1- 0	1- 5			
1- 3	0- 0	0- 0	HOME	0- 0	1- 0	0- 3			
1- 5	0- 1	0- 0	AWAY	0- 3	0- 0	1- 1			
0- 1	0- 0	0- 0	NEUTRAL	0- 0	0- 0	0- 1			
1- 1	0- 0	0- 0	CONFERENCE	0- 0	0- 0	1- 1			
1- 0	0- 0	0- 0	HOME	0- 0	0- 0	1- 0			
0- 1	0- 0	0- 0	AWAY	0- 0	0- 0	0- 1			
0- 0	0- 0	0- 0	NEUTRAL	0- 0	0- 0	0- 0			

RPI S	Opponent	Score	RPI S	Opponent	Score	RPI S	Opponent	Score	RPI S	Opponent	Score	Team's RPI: 315
10	A Iowa	50 102				68	A North Carolina	53 92	131	H Campbell	67 64	
						73	A CSU Bakersfield	71 80	205	N Penn St.	68 92	
						97	A California	69 90	227	A Col. of Charleston	78 85	
									243	A Delaware St.	54 64	
									253	H Winthrop	46 56	
									269	H High Point	58 78	
									310	H FIU	58 59	
									345	A LIU Brooklyn	61 59	
									351	H Florida A&M	66 57	
LAST 10 Division I												
351	H Florida A&M	66 57	243	A Delaware St.	54 64							
345	A LIU Brooklyn	61 59	73	A CSU Bakersfield	71 80							
10	A Iowa	50 102	205	N Penn St.	68 92							
68	A North Carolina	53 92	97	A California	69 90							
310	H FIU	58 59	269	H High Point	58 78							

Non-Div I Games: Washington Adventis83 48 Lincoln (PA) 53 68

N.C. Central

Loss, Non-Conf, S Site, H Home A Away N Neutral

N
C
S
t
a
t
e

NC State				Through Games Of Jan. 12, 2020						
Average RPI Win:	136	WON-LOST	WINNING	LAST 10	STRENGTH OF	OPP. STRENGTH	TEAM	ADJ.	CONF.	ADJ CONF.
Average RPI Loss:	68	RECORD	PCT. RANK	GAMES	SCHEDULE	OF SCHEDULE	RPI	RPI	RPI	RPI
DIV. I ONLY	15- 1	5	9-1	128	24	21	21	3	3	
DIV. I NON-CONF.	11- 0	1	5-0	185	57	19	19	3	3	
TOTALS	RPI 1-25	RPI 26-50	W-L RECORDS	RPI 51-100	RPI 101-150	RPI 150+				
15- 1	1- 0	2- 0	OVERALL	4- 1	2- 0	6- 0				
9- 0	1- 0	2- 0	HOME	2- 0	0- 0	4- 0				
4- 1	0- 0	0- 0	AWAY	1- 1	2- 0	1- 0				
2- 0	0- 0	0- 0	NEUTRAL	1- 0	0- 0	1- 0				
11- 0	1- 0	0- 0	NON-CONFERENCE	3- 0	1- 0	6- 0				
7- 0	1- 0	0- 0	HOME	2- 0	0- 0	4- 0				
2- 0	0- 0	0- 0	AWAY	0- 0	1- 0	1- 0				
2- 0	0- 0	0- 0	NEUTRAL	1- 0	0- 0	1- 0				
4- 1	0- 0	2- 0	CONFERENCE	1- 1	1- 0	0- 0				
2- 0	0- 0	2- 0	HOME	0- 0	0- 0	0- 0				
2- 1	0- 0	0- 0	AWAY	1- 1	1- 0	0- 0				
0- 0	0- 0	0- 0	NEUTRAL	0- 0	0- 0	0- 0				
RPI 1-25 Team's RPI: 21				RPI 26-50		RPI 51-100		RPI 101+		
RPI S	Opponent	Score		RPI S	Opponent	Score		RPI S	Opponent	Score
24 H	Maryland	66 59		26 H	Virginia	80 60		124 A	Notre Dame	90 56
				38 H	Virginia Tech	76 69		128 A	Saint Mary's (CA)	87 70
								187 H	Lamar University	81 40
								199 A	Hawaii	68 59
								221 H	Chattanooga	74 38
								225 H	UNCW	80 40
								250 H	Maine	62 34
								266 N	North Texas	76 65
				LAST 10 Division I						
				68 A	North Carolina	60 66		124 A	Notre Dame	90 56
				26 H	Virginia	80 60		87 H	Elon	62 49
				38 H	Virginia Tech	76 69		24 H	Maryland	66 59
				100 A	Boston College	72 54		266 N	North Texas	76 65
				221 H	Chattanooga	74 38		199 A	Hawaii	68 59

N
C
S
t
a
t
e

Non-Div I Games:

NC State

Average RPI Win:	323	WON-LOST	WINNING	LAST 10	STRENGTH OF	OPP. STRENGTH	TEAM	ADJ.	CONF.	ADJ CONF.
Average RPI Loss:	177	RECORD	PCT. RANK	GAMES	SCHEDULE	OF SCHEDULE	RPI	RPI	RPI	RPI
DIV. I ONLY	3- 12	309	3-7	242	333	316	316	15	15	
DIV. I NON-CONF.	3- 10	282	3-5	252	344	315	315	14	14	
TOTALS	RPI 1-25	RPI 26-50	W-L RECORDS	RPI 51-100	RPI 101-150	RPI 150+				
3- 12	0- 0	0- 1	OVERALL	0- 2	0- 3	3- 6				
2- 4	0- 0	0- 0	HOME	0- 1	0- 2	2- 1				
1- 8	0- 0	0- 1	AWAY	0- 1	0- 1	1- 5				
0- 0	0- 0	0- 0	NEUTRAL	0- 0	0- 0	0- 0				
3- 10	0- 0	0- 1	NON-CONFERENCE	0- 0	0- 3	3- 6				
2- 3	0- 0	0- 0	HOME	0- 0	0- 2	2- 1				
1- 7	0- 0	0- 1	AWAY	0- 0	0- 1	1- 5				
0- 0	0- 0	0- 0	NEUTRAL	0- 0	0- 0	0- 0				
0- 2	0- 0	0- 0	CONFERENCE	0- 2	0- 0	0- 0				
0- 1	0- 0	0- 0	HOME	0- 1	0- 0	0- 0				
0- 1	0- 0	0- 0	AWAY	0- 1	0- 0	0- 0				
0- 0	0- 0	0- 0	NEUTRAL	0- 0	0- 0	0- 0				

RPI	S	Opponent	Score	RPI	S	Opponent	Score	RPI	S	Opponent	Score	RPI	S	Opponent	Score	Team's RPI: 316
42	A	Colorado	57 80	74	A	North Florida	48 71	107	H	Colgate	52 79	139	A	Cornell	44 68	
				93	H	Liberty	53 67	172	A	Columbia	43 99	178	A	Binghamton	40 75	
								272	A	Wagner	59 61	282	A	Vermont	59 65	
								298	H	St. Francis Brooklyn	88 69	312	A	Air Force	48 68	
								328	H	Saint Peter's	76 73	339	H	Fairleigh Dickinson	59 68	
								342	A	Hartford	61 52					
LAST 10 Division I																
93	H	Liberty	53 67	74	A	North Florida	48 71									
178	A	Binghamton	40 75	342	A	Hartford	61 52									
172	A	Columbia	43 99	328	H	Saint Peter's	76 73									
282	A	Vermont	59 65	298	H	St. Francis Brooklyn	88 69									
339	H	Fairleigh Dickinson	59 68	272	A	Wagner	59 61									

Non-Div I Games:

NJIT

Average RPI Loss: 157

Average RPI Win:	237	WON-LOST	WINNING	LAST 10	STRENGTH OF	OPP. STRENGTH	TEAM	ADJ.	CONF.	ADJ CONF.
Average RPI Loss:	157	RECORD	PCT. RANK	GAMES	SCHEDULE	OF SCHEDULE	RPI	RPI	RPI	RPI
DIV. I ONLY	4- 10	275	3-7	172	256	270	270	16	16	
DIV. I NON-CONF.	4- 6	212	3-3	301	241	284	284	16	16	
<hr/>										
TOTALS	RPI 1-25		RPI 26-50	W-L RECORDS	RPI 51-100	RPI 101-150		RPI 150+		
4- 10	0- 0		0- 0	OVERALL	0- 3	0- 3		4- 4		
3- 3	0- 0		0- 0	HOME	0- 1	0- 1		3- 1		
1- 7	0- 0		0- 0	AWAY	0- 2	0- 2		1- 3		
0- 0	0- 0		0- 0	NEUTRAL	0- 0	0- 0		0- 0		
<hr/>										
4- 6	0- 0		0- 0	NON-CONFERENCE	0- 1	0- 1		4- 4		
3- 1	0- 0		0- 0	HOME	0- 0	0- 0		3- 1		
1- 5	0- 0		0- 0	AWAY	0- 1	0- 1		1- 3		
0- 0	0- 0		0- 0	NEUTRAL	0- 0	0- 0		0- 0		
<hr/>										
0- 4	0- 0		0- 0	CONFERENCE	0- 2	0- 2		0- 0		
0- 2	0- 0		0- 0	HOME	0- 1	0- 1		0- 0		
0- 2	0- 0		0- 0	AWAY	0- 1	0- 1		0- 0		
0- 0	0- 0		0- 0	NEUTRAL	0- 0	0- 0		0- 0		

RPI 1-25				RPI 26-50				RPI 51-100				RPI 101+				Team's RPI: 270	
RPI	S	Opponent	Score	RPI	S	Opponent	Score	RPI	S	Opponent	Score	RPI	S	Opponent	Score		
								65	H	Bucknell	34	61	107	A	Colgate	55	80
								68	A	North Carolina	40	80	121	H	Holy Cross	49	58
								78	A	Lehigh	40	70	146	A	Saint Joseph's	40	49
													171	A	Clemson	65	52
													192	H	George Mason	58	67
													209	H	La Salle	61	46
													250	A	Maine	41	46
													257	H	Kennesaw St.	82	62
													259	A	Fairfield	52	66
													282	A	Vermont	56	64
													312	H	Air Force	67	59
LAST 10 Division I																	
								65	H	Bucknell	34	61	107	A	Colgate	55	80
								121	H	Holy Cross	49	58	259	A	Fairfield	52	66
								78	A	Lehigh	40	70	209	H	La Salle	61	46
								146	A	Saint Joseph's	40	49	257	H	Kennesaw St.	82	62
								192	H	George Mason	58	67	312	H	Air Force	67	59

Non-Div I Games:	Stevenson	70	36
------------------	-----------	----	----

Navy

Loss, Non-Conf, S Site, H Home A Away N Neutral

Nebraska

Through Games Of Jan. 12, 2020

Average RPI Win:	178	WON-LOST	WINNING	LAST 10	STRENGTH OF	OPP. STRENGTH	TEAM	ADJ.	CONF.	ADJ CONF.
Average RPI Loss:	45	RECORD	PCT. RANK	GAMES	SCHEDULE	OF SCHEDULE	RPI	RPI	RPI	RPI
DIV. I ONLY	13- 3	32	8-2	165	48	54	54	2	2	
DIV. I NON-CONF.	10- 1	19	5-0	310	77	102	102	2	2	
TOTALS	RPI 1-25	RPI 26-50	W-L RECORDS	RPI 51-100	RPI 101-150	RPI 150+				
13- 3	1- 2	1- 0	OVERALL	1- 1	2- 0	8- 0				
10- 1	1- 1	1- 0	HOME	1- 0	1- 0	6- 0				
1- 2	0- 1	0- 0	AWAY	0- 1	0- 0	1- 0				
2- 0	0- 0	0- 0	NEUTRAL	0- 0	1- 0	1- 0				
10- 1	0- 1	1- 0	NON-CONFERENCE	0- 0	1- 0	8- 0				
7- 1	0- 1	1- 0	HOME	0- 0	0- 0	6- 0				
1- 0	0- 0	0- 0	AWAY	0- 0	0- 0	1- 0				
2- 0	0- 0	0- 0	NEUTRAL	0- 0	1- 0	1- 0				
3- 2	1- 1	0- 0	CONFERENCE	1- 1	1- 0	0- 0				
3- 0	1- 0	0- 0	HOME	1- 0	1- 0	0- 0				
0- 2	0- 1	0- 0	AWAY	0- 1	0- 0	0- 0				
0- 0	0- 0	0- 0	NEUTRAL	0- 0	0- 0	0- 0				

RPI S	Opponent	Score	RPI S	Opponent	Score	RPI S	Opponent	Score	RPI S	Opponent	Score
10	H Iowa	78 69	41	H Duke	83 79	57	H Minnesota	72 58	101	N Southern California	67 54
14	H Creighton	74 79				96	A Michigan St.	70 78	112	H Wisconsin	65 50
25	A Rutgers	65 69							163	A Missouri	90 85
									229	H Southern U.	73 39
									234	H Manhattan	71 51
									240	H Oral Roberts	77 67
									241	N Sacred Heart	72 49
									275	H Alabama A&M	68 46
									299	H Morgan St.	78 55
									317	H SIUE	63 49
LAST 10 Division I											
112	H Wisconsin	65 50	25	A Rutgers	65 69						
57	H Minnesota	72 58	240	H Oral Roberts	77 67						
96	A Michigan St.	70 78	41	H Duke	83 79						
10	H Iowa	78 69	241	N Sacred Heart	72 49						
234	H Manhattan	71 51	101	N Southern California	67 54						

Non-Div I Games:

Nebraska

■ Loss,
 ■ Non-Conf, S Site,
 ■ Home
 ■ Away
 N Neutral

Average RPI Win:	301	WON-LOST	WINNING	LAST 10	STRENGTH OF	OPP. STRENGTH	TEAM	ADJ.	CONF.	ADJ CONF.
Average RPI Loss:	179	RECORD	PCT. RANK	GAMES	SCHEDULE	OF SCHEDULE	RPI	RPI	RPI	RPI
DIV. I ONLY	7- 8	194	3-7	334	311	301	301	19	19	
DIV. I NON-CONF.	6- 4	122	2-3	336	327	267	267	25	25	
TOTALS	RPI 1-25	RPI 26-50	W-L RECORDS	RPI 51-100	RPI 101-150	RPI 150+				
7- 8	0- 0	0- 0	OVERALL	0- 1	1- 2	6- 5				
5- 3	0- 0	0- 0	HOME	0- 0	1- 0	4- 3				
1- 5	0- 0	0- 0	AWAY	0- 1	0- 2	1- 2				
1- 0	0- 0	0- 0	NEUTRAL	0- 0	0- 0	1- 0				
6- 4	0- 0	0- 0	NON-CONFERENCE	0- 0	1- 2	5- 2				
4- 1	0- 0	0- 0	HOME	0- 0	1- 0	3- 1				
1- 3	0- 0	0- 0	AWAY	0- 0	0- 2	1- 1				
1- 0	0- 0	0- 0	NEUTRAL	0- 0	0- 0	1- 0				
1- 4	0- 0	0- 0	CONFERENCE	0- 1	0- 0	1- 3				
1- 2	0- 0	0- 0	HOME	0- 0	0- 0	1- 2				
0- 2	0- 0	0- 0	AWAY	0- 1	0- 0	0- 1				
0- 0	0- 0	0- 0	NEUTRAL	0- 0	0- 0	0- 0				

RPI 1-25			RPI 26-50			RPI 51-100			RPI 101+			Team's RPI: 301
RPI	S	Opponent	Score	RPI	S	Opponent	Score	RPI	S	Opponent	Score	
						94 A Boise St.	40 54	101 A Southern California			47 50	
								128 H Saint Mary's (CA)			78 72	
								136 A Utah			62 68	
								151 H SFA			65 80	
								174 H San Jose St.			70 72	
								208 A Portland St.			75 80	
								258 A Colorado St.			70 75	
								292 H Utah St.			69 60	
								312 H Air Force			61 68	
								325 N UTRGV			62 57	
								329 H Cal Poly			71 40	
								340 A Utah Valley			60 57	
								343 H Sacramento St.			83 72	
								348 H Chicago St.			80 60	
LAST 10 Division I												
174 H		San Jose St.	70 72	292 H		Utah St.	69 60					
94 A		Boise St.	40 54	101 A		Southern California	47 50					
258 A		Colorado St.	70 75	136 A		Utah	62 68					
329 H		Cal Poly	71 40	312 H		Air Force	61 68					
325 N		UTRGV	62 57	151 H		SFA	65 80					

Non-Div I Games: Stanislaus St. 80 62

Nevada

New Hampshire

Through Games Of Jan. 12, 2020

Average RPI Win:	334	WON-LOST	WINNING	LAST 10	STRENGTH OF	OPP. STRENGTH	TEAM	ADJ.	CONF.	ADJ CONF.
Average RPI Loss:	162	RECORD	PCT. RANK	GAMES	SCHEDULE	OF SCHEDULE	RPI	RPI	RPI	RPI
DIV. I ONLY	3- 12	309	2-8	216	287	305	305	28	28	
DIV. I NON-CONF.	2- 9	304	1-5	194	272	304	304	28	28	
TOTALS	RPI 1-25	RPI 26-50	W-L RECORDS	RPI 51-100	RPI 101-150	RPI 150+				
3- 12	0- 2	0- 0	OVERALL	0- 1	0- 2	3- 7				
2- 4	0- 0	0- 0	HOME	0- 1	0- 0	2- 3				
1- 8	0- 2	0- 0	AWAY	0- 0	0- 2	1- 4				
0- 0	0- 0	0- 0	NEUTRAL	0- 0	0- 0	0- 0				
2- 9	0- 2	0- 0	NON-CONFERENCE	0- 0	0- 2	2- 5				
1- 3	0- 0	0- 0	HOME	0- 0	0- 0	1- 3				
1- 6	0- 2	0- 0	AWAY	0- 0	0- 2	1- 2				
0- 0	0- 0	0- 0	NEUTRAL	0- 0	0- 0	0- 0				
1- 3	0- 0	0- 0	CONFERENCE	0- 1	0- 0	1- 2				
1- 1	0- 0	0- 0	HOME	0- 1	0- 0	1- 0				
0- 2	0- 0	0- 0	AWAY	0- 0	0- 0	0- 2				
0- 0	0- 0	0- 0	NEUTRAL	0- 0	0- 0	0- 0				

RPI 1-25				RPI 26-50				RPI 51-100				RPI 101+ Team's RPI: 305			
RPI	S	Opponent	Score	RPI	S	Opponent	Score	RPI	S	Opponent	Score	RPI	S	Opponent	Score
16	A	Baylor	29 97					86	H	Stony Brook	44 53	120	A	Massachusetts	65 67
20	A	Princeton	37 77									121	A	Holy Cross	61 82
												168	A	Dartmouth	47 66
												182	A	Merrimack	54 64
												183	H	Boston U.	64 78
												228	A	UMass Lowell	53 58
												246	H	Brown	68 76
												250	A	Maine	50 67
												318	H	North Dakota St.	61 67
												321	A	Bryant	68 56
												338	H	Central Conn. St.	70 59
												342	H	Hartford	72 71
LAST 10 Division I															
250	A	Maine	50 67	86	H	Stony Brook	44 53								
342	H	Hartford	72 71	168	A	Dartmouth	47 66								
228	A	UMass Lowell	53 58	338	H	Central Conn. St.	70 59								
20	A	Princeton	37 77	120	A	Massachusetts	65 67								
121	A	Holy Cross	61 82	318	H	North Dakota St.	61 67								

Non-Div I Games: Wheaton (MA) 89 44

New Hampshire

Loss, Non-Conf, S Site, H Home A Away N Neutral

Average RPI Win: 222		WON-LOST	WINNING	LAST 10	STRENGTH OF	OPP. STRENGTH	TEAM	ADJ.	CONF.	ADJ CONF.
Average RPI Loss: 125		RECORD	PCT. RANK	GAMES	SCHEDULE	OF SCHEDULE	RPI	RPI	RPI	RPI
DIV. I ONLY		9- 8	164	3-7	159	166	170	170	19	19
DIV. I NON-CONF.		8- 4	90	2-3	165	120	118	118	25	25
TOTALS	RPI 1-25	RPI 26-50		W-L RECORDS		RPI 51-100	RPI 101-150	RPI 150+		
9- 8	0- 1	0- 1		OVERALL		0- 2	2- 1	7- 3		
5- 4	0- 0	0- 0		HOME		0- 1	2- 0	3- 3		
3- 3	0- 0	0- 1		AWAY		0- 1	0- 1	3- 0		
1- 1	0- 1	0- 0		NEUTRAL		0- 0	0- 0	1- 0		
8- 4	0- 1	0- 1		NON-CONFERENCE		0- 1	2- 0	6- 1		
5- 2	0- 0	0- 0		HOME		0- 1	2- 0	3- 1		
2- 1	0- 0	0- 1		AWAY		0- 0	0- 0	2- 0		
1- 1	0- 1	0- 0		NEUTRAL		0- 0	0- 0	1- 0		
1- 4	0- 0	0- 0		CONFERENCE		0- 1	0- 1	1- 2		
0- 2	0- 0	0- 0		HOME		0- 0	0- 0	0- 2		
1- 2	0- 0	0- 0		AWAY		0- 1	0- 1	1- 0		
0- 0	0- 0	0- 0		NEUTRAL		0- 0	0- 0	0- 0		

RPI 1-25				RPI 26-50				RPI 51-100				RPI 101+				Team's RPI: 170	
RPI	S	Opponent	Score	RPI	S	Opponent	Score	RPI	S	Opponent	Score	RPI	S	Opponent	Score		
22	N	West Virginia	60 73	37	A	Arizona St.	47 84	66	H	Ball St.	57 70	105	H	Providence	86 68		
								94	A	Boise St.	82 83	114	A	Fresno St.	81 84		
												135	H	Houston	81 71		
												163	N	Missouri	71 68		
												174	H	San Jose St.	80 81		
												202	A	UTEP	93 78		
												226	H	Wyoming	66 73		
												235	H	UC Riverside	80 70		
												238	H	Northern Ariz.	83 76		
												264	H	LMU (CA)	72 73		
												304	A	New Mexico St.	86 67		
												304	H	New Mexico St.	107 53		
												312	A	Air Force	75 53		
LAST 10 Division I																	
				114	A	Fresno St.	81 84	312	A	Air Force	75 53						
				174	H	San Jose St.	80 81	304	H	New Mexico St.	107 53						
				66	H	Ball St.	57 70	37	A	Arizona St.	47 84						
				264	H	LMU (CA)	72 73	226	H	Wyoming	66 73						
				105	H	Providence	86 68	94	A	Boise St.	82 83						

Non-Div I Games:	Northern N.M.	92	44
------------------	---------------	----	----

New Mexico

■ Loss, ■ Non-Conf, S Site, H Home A Away N Neutral

Average RPI Win:	311	WON-LOST	WINNING	LAST 10	STRENGTH OF	OPP. STRENGTH	TEAM	ADJ.	CONF.	ADJ CONF.
Average RPI Loss:	188	RECORD	PCT. RANK	GAMES	SCHEDULE	OF SCHEDULE	RPI	RPI	RPI	RPI
DIV. I ONLY	4- 11	283	3-7	258	313	304	304	32	32	
DIV. I NON-CONF.	2- 10	313	1-6	197	296	309	309	32	32	
TOTALS	RPI 1-25	RPI 26-50	W-L RECORDS	RPI 51-100	RPI 101-150	RPI 150+				
4- 11	0- 0	0- 1	OVERALL	0- 0	0- 2	4- 8				
2- 5	0- 0	0- 1	HOME	0- 0	0- 0	2- 4				
2- 4	0- 0	0- 0	AWAY	0- 0	0- 1	2- 3				
0- 2	0- 0	0- 0	NEUTRAL	0- 0	0- 1	0- 1				
2- 10	0- 0	0- 1	NON-CONFERENCE	0- 0	0- 2	2- 7				
1- 5	0- 0	0- 1	HOME	0- 0	0- 0	1- 4				
1- 3	0- 0	0- 0	AWAY	0- 0	0- 1	1- 2				
0- 2	0- 0	0- 0	NEUTRAL	0- 0	0- 1	0- 1				
2- 1	0- 0	0- 0	CONFERENCE	0- 0	0- 0	2- 1				
1- 0	0- 0	0- 0	HOME	0- 0	0- 0	1- 0				
1- 1	0- 0	0- 0	AWAY	0- 0	0- 0	1- 1				
0- 0	0- 0	0- 0	NEUTRAL	0- 0	0- 0	0- 0				

RPI 1-25				RPI 26-50				RPI 51-100				RPI 101+				Team's RPI: 304	
RPI	S	Opponent	Score	RPI	S	Opponent	Score	RPI	S	Opponent	Score	RPI	S	Opponent	Score		
				37	H	Arizona St.	47 70					116	A	Abilene Christian	54 67		
												144	N	Western Mich.	76 79		
												170	A	New Mexico	53 107		
												170	H	New Mexico	67 86		
												202	A	UTEP	45 65		
												202	H	UTEP	57 63		
												230	H	Pepperdine	69 72		
												235	H	UC Riverside	58 60		
												237	A	UMKC	52 56		
												295	A	Denver	78 75		
												297	H	Weber St.	77 47		
												302	H	California Baptist	57 56		
												324	N	Georgia St.	51 59		
												348	A	Chicago St.	73 60		
LAST 10 Division I																	
				348	A	Chicago St.	73 60					237	A	UMKC	52 56		
				302	H	California Baptist	57 56					297	H	Weber St.	77 47		
				116	A	Abilene Christian	54 67					144	N	Western Mich.	76 79		
				37	H	Arizona St.	47 70					324	N	Georgia St.	51 59		
				170	A	New Mexico	53 107					202	A	UTEP	45 65		

Non-Div I Games: Western N.M. 75 56

New Mexico St.

■ Loss,
 ■ Non-Conf,
 ■ S Site,
 ■ H Home
 ■ A Away
 N Neutral

New Orleans

Through Games Of Jan. 12, 2020

Average RPI Win:	225	WON-LOST	WINNING	LAST 10	STRENGTH OF	OPP. STRENGTH	TEAM	ADJ.	CONF.	ADJ CONF.
Average RPI Loss:	116	RECORD	PCT. RANK	GAMES	SCHEDULE	OF SCHEDULE	RPI	RPI	RPI	RPI
DIV. I ONLY	6- 7	200	5-5	45	325	102	102	25	25	
DIV. I NON-CONF.	2- 5	259	1-3	25	228	141	141	22	22	
TOTALS	RPI 1-25	RPI 26-50	W-L RECORDS	RPI 51-100	RPI 101-150	RPI 150+				
6- 7	0- 0	0- 2	OVERALL	0- 1	0- 3	6- 1				
2- 2	0- 0	0- 0	HOME	0- 0	0- 2	2- 0				
4- 5	0- 0	0- 2	AWAY	0- 1	0- 1	4- 1				
0- 0	0- 0	0- 0	NEUTRAL	0- 0	0- 0	0- 0				
2- 5	0- 0	0- 2	NON-CONFERENCE	0- 1	0- 1	2- 1				
1- 1	0- 0	0- 0	HOME	0- 0	0- 1	1- 0				
1- 4	0- 0	0- 2	AWAY	0- 1	0- 0	1- 1				
0- 0	0- 0	0- 0	NEUTRAL	0- 0	0- 0	0- 0				
4- 2	0- 0	0- 0	CONFERENCE	0- 0	0- 2	4- 0				
1- 1	0- 0	0- 0	HOME	0- 0	0- 1	1- 0				
3- 1	0- 0	0- 0	AWAY	0- 0	0- 1	3- 0				
0- 0	0- 0	0- 0	NEUTRAL	0- 0	0- 0	0- 0				

RPI 1-25				RPI 26-50				RPI 51-100				RPI 101+				Team's RPI: 102	
RPI	S	Opponent	Score	RPI	S	Opponent	Score	RPI	S	Opponent	Score	RPI	S	Opponent	Score		
				35	A	LSU	49 83	84	A	Iowa St.	53 71	116	A	Abilene Christian	62 76		
				46	A	Arkansas	52 82					129	H	Louisiana	60 65		
												143	H	Sam Houston St.	46 78		
												151	H	SFA	53 50		
												168	H	North Dakota	79 73		
												187	A	Lamar University	62 57		
												251	A	Central Ark.	49 37		
												254	A	Ole Miss	69 64		
												261	A	Texas St.	49 51		
												341	A	Incarnate Word	67 55		
LAST 10 Division I																	
				251	A	Central Ark.	49 37	341	A	Incarnate Word	67 55						
				151	H	SFA	53 50	116	A	Abilene Christian	62 76						
				187	A	Lamar University	62 57	84	A	Iowa St.	53 71						
				168	H	North Dakota	79 73	261	A	Texas St.	49 51						
				143	H	Sam Houston St.	46 78	129	H	Louisiana	60 65						

Non-Div I Games: Pensacola Christian91 31 Tougaloo 91 69

New Orleans

Loss, Non-Conf, S Site, H Home A Away N Neutral

Niagara

Through Games Of Jan. 12, 2020

Average RPI Win:	304	WON-LOST	WINNING	LAST 10	STRENGTH OF	OPP. STRENGTH	TEAM	ADJ.	CONF.	ADJ CONF.
Average RPI Loss:	143	RECORD	PCT. RANK	GAMES	SCHEDULE	OF SCHEDULE	RPI	RPI	RPI	RPI
DIV. I ONLY	3- 10	298	3-7	107	322	249	249	24	24	
DIV. I NON-CONF.	2- 7	288	2-4	131	310	250	250	24	24	
TOTALS	RPI 1-25	RPI 26-50	W-L RECORDS	RPI 51-100	RPI 101-150	RPI 150+				
3- 10	0- 1	0- 0	OVERALL	0- 2	0- 3	3- 4				
2- 2	0- 0	0- 0	HOME	0- 2	0- 0	2- 0				
1- 8	0- 1	0- 0	AWAY	0- 0	0- 3	1- 4				
0- 0	0- 0	0- 0	NEUTRAL	0- 0	0- 0	0- 0				
2- 7	0- 1	0- 0	NON-CONFERENCE	0- 1	0- 2	2- 3				
1- 1	0- 0	0- 0	HOME	0- 1	0- 0	1- 0				
1- 6	0- 1	0- 0	AWAY	0- 0	0- 2	1- 3				
0- 0	0- 0	0- 0	NEUTRAL	0- 0	0- 0	0- 0				
1- 3	0- 0	0- 0	CONFERENCE	0- 1	0- 1	1- 1				
1- 1	0- 0	0- 0	HOME	0- 1	0- 0	1- 0				
0- 2	0- 0	0- 0	AWAY	0- 0	0- 1	0- 1				
0- 0	0- 0	0- 0	NEUTRAL	0- 0	0- 0	0- 0				

RPI	S	Opponent	Score	RPI	S	Opponent	Score	RPI	S	Opponent	Score	RPI	S	Opponent	Score	Team's RPI: 249
25	A	Rutgers	37 87					69	H	Marist	67 94	107	A	Colgate	72 85	
								79	H	Buffalo	67 81	119	A	Rider	75 79	
												139	A	Cornell	59 82	
												178	A	Binghamton	55 74	
												217	A	Howard	42 91	
												234	A	Manhattan	65 68	
												265	A	St. Bonaventure	67 71	
												267	H	Oakland	77 63	
												309	H	Siena	68 61	
												335	A	Coppin St.	82 67	
LAST 10 Division I																
309	H	Siena	68 61	69	H	Marist	67 94	107	A	Colgate	72 85	267	H	Oakland	77 63	
234	A	Manhattan	65 68	107	A	Colgate	72 85	267	H	Oakland	77 63	139	A	Cornell	59 82	
119	A	Rider	75 79	267	H	Oakland	77 63	139	A	Cornell	59 82	178	A	Binghamton	55 74	
335	A	Coppin St.	82 67	139	A	Cornell	59 82									
217	A	Howard	42 91	178	A	Binghamton	55 74									

Non-Div I Games:

Niagara

Loss, Non-Conf, S Site, H Home A Away N Neutral

Average RPI Win:	306	WON-LOST	WINNING	LAST 10	STRENGTH OF	OPP. STRENGTH	TEAM	ADJ.	CONF.	ADJ CONF.
Average RPI Loss:	135	RECORD	PCT. RANK	GAMES	SCHEDULE	OF SCHEDULE	RPI	RPI	RPI	RPI
DIV. I ONLY	2- 11	323	2-8	138	254	283	283	25	25	
DIV. I NON-CONF.	1- 6	318	1-3	66	87	257	257	22	22	
TOTALS	RPI 1-25	RPI 26-50	W-L RECORDS	RPI 51-100	RPI 101-150	RPI 150+				
2- 11	0- 1	0- 2	OVERALL	0- 1	0- 3	2- 4				
1- 2	0- 0	0- 0	HOME	0- 0	0- 1	1- 1				
1- 8	0- 1	0- 2	AWAY	0- 0	0- 2	1- 3				
0- 1	0- 0	0- 0	NEUTRAL	0- 1	0- 0	0- 0				
1- 6	0- 1	0- 2	NON-CONFERENCE	0- 1	0- 1	1- 1				
1- 0	0- 0	0- 0	HOME	0- 0	0- 0	1- 0				
0- 5	0- 1	0- 2	AWAY	0- 0	0- 1	0- 1				
0- 1	0- 0	0- 0	NEUTRAL	0- 1	0- 0	0- 0				
1- 5	0- 0	0- 0	CONFERENCE	0- 0	0- 2	1- 3				
0- 2	0- 0	0- 0	HOME	0- 0	0- 1	0- 1				
1- 3	0- 0	0- 0	AWAY	0- 0	0- 1	1- 2				
0- 0	0- 0	0- 0	NEUTRAL	0- 0	0- 0	0- 0				

RPI 1-25				RPI 26-50				RPI 51-100				RPI 101+ Team's RPI: 283			
RPI	S	Opponent	Score	RPI	S	Opponent	Score	RPI	S	Opponent	Score	RPI	S	Opponent	Score
9	A	Indiana	47 111	33	A	TCU	47 72	74	N	North Florida	61 64	116	H	Abilene Christian	84 95
				35	A	LSU	32 63					138	A	Rice	47 71
												143	A	Sam Houston St.	71 87
												187	H	Lamar University	78 84
												193	A	A&M-Corpus Christi	49 55
												215	A	Jacksonville	55 72
												262	A	Southeastern La.	67 65
												341	A	Incarnate Word	51 53
												349	H	La.-Monroe	74 59
LAST 10 Division I															
187	H	Lamar University	78 84	262	A	Southeastern La.	67 65								
143	A	Sam Houston St.	71 87	349	H	La.-Monroe	74 59								
341	A	Incarnate Word	51 53	35	A	LSU	32 63								
116	H	Abilene Christian	84 95	74	N	North Florida	61 64								
193	A	A&M-Corpus Christi	49 55	215	A	Jacksonville	55 72								

Non-Div I Games: Southern-N.O. 94 61 Paul Quinn 101 68

Nicholls St.

Loss, Non-Conf, S Site, H Home A Away N Neutral

Average RPI Win:	212	WON-LOST	WINNING	LAST 10	STRENGTH OF	OPP. STRENGTH	TEAM	ADJ.	CONF.	ADJ CONF.
Average RPI Loss:	148	RECORD	PCT. RANK	GAMES	SCHEDULE	OF SCHEDULE	RPI	RPI	RPI	RPI
DIV. I ONLY	8- 7	156	6-4	156	260	158	158	29	29	
DIV. I NON-CONF.	5- 7	205	3-4	132	239	185	185	31	31	
TOTALS	RPI 1-25	RPI 26-50	W-L RECORDS	RPI 51-100	RPI 101-150	RPI 150+				
8- 7	0- 1	0- 0	OVERALL	1- 1	0- 2	7- 3				
3- 3	0- 0	0- 0	HOME	0- 1	0- 0	3- 2				
4- 3	0- 0	0- 0	AWAY	0- 0	0- 2	4- 1				
1- 1	0- 1	0- 0	NEUTRAL	1- 0	0- 0	0- 0				
5- 7	0- 1	0- 0	NON-CONFERENCE	1- 1	0- 2	4- 3				
2- 3	0- 0	0- 0	HOME	0- 1	0- 0	2- 2				
2- 3	0- 0	0- 0	AWAY	0- 0	0- 2	2- 1				
1- 1	0- 1	0- 0	NEUTRAL	1- 0	0- 0	0- 0				
3- 0	0- 0	0- 0	CONFERENCE	0- 0	0- 0	3- 0				
1- 0	0- 0	0- 0	HOME	0- 0	0- 0	1- 0				
2- 0	0- 0	0- 0	AWAY	0- 0	0- 0	2- 0				
0- 0	0- 0	0- 0	NEUTRAL	0- 0	0- 0	0- 0				

RPI	S	Opponent	Score	RPI	S	Opponent	Score	RPI	S	Opponent	Score	RPI	S	Opponent	Score	Team's RPI: 158
22	N	West Virginia	55 72					74	N	North Florida	57 54	126	A	Richmond	69 77	
								93	H	Liberty	48 67	149	A	William & Mary	56 65	
												161	H	Robert Morris	62 69	
												167	A	Hampton	77 56	
												176	H	Bethune-Cookman	61 51	
												209	H	La Salle	52 55	
												215	A	Jacksonville	71 64	
												217	A	Howard	83 80	
												239	H	Longwood	49 46	
												269	H	High Point	72 58	
												277	A	Marshall	69 75	
												335	A	Coppin St.	85 48	
LAST 10 Division I																
335	A	Coppin St.	85 48	217	A	Howard	83 80									
176	H	Bethune-Cookman	61 51	22	N	West Virginia	55 72									
126	A	Richmond	69 77	167	A	Hampton	77 56									
149	A	William & Mary	56 65	239	H	Longwood	49 46									
161	H	Robert Morris	62 69	215	A	Jacksonville	71 64									

Non-Div I Games: Virginia-Lynchburg 123 48

Norfolk St.

Average RPI Win:	271	WON-LOST	WINNING	LAST 10	STRENGTH OF	OPP. STRENGTH	TEAM	ADJ.	CONF.	ADJ CONF.
Average RPI Loss:	81	RECORD	PCT. RANK	GAMES	SCHEDULE	OF SCHEDULE	RPI	RPI	RPI	RPI
DIV. I ONLY	10- 3	48	8-2	350	194	188	188	15	15	
DIV. I NON-CONF.	7- 3	80	5-2	348	246	235	235	14	14	
TOTALS	RPI 1-25	RPI 26-50	W-L RECORDS	RPI 51-100	RPI 101-150	RPI 150+				
10- 3	0- 1	0- 0	OVERALL	1- 1	0- 1	9- 0				
3- 1	0- 0	0- 0	HOME	1- 0	0- 1	2- 0				
3- 2	0- 1	0- 0	AWAY	0- 1	0- 0	3- 0				
4- 0	0- 0	0- 0	NEUTRAL	0- 0	0- 0	4- 0				
7- 3	0- 1	0- 0	NON-CONFERENCE	0- 1	0- 1	7- 0				
1- 1	0- 0	0- 0	HOME	0- 0	0- 1	1- 0				
2- 2	0- 1	0- 0	AWAY	0- 1	0- 0	2- 0				
4- 0	0- 0	0- 0	NEUTRAL	0- 0	0- 0	4- 0				
3- 0	0- 0	0- 0	CONFERENCE	1- 0	0- 0	2- 0				
2- 0	0- 0	0- 0	HOME	1- 0	0- 0	1- 0				
1- 0	0- 0	0- 0	AWAY	0- 0	0- 0	1- 0				
0- 0	0- 0	0- 0	NEUTRAL	0- 0	0- 0	0- 0				

RPI 1-25				RPI 26-50				RPI 51-100				RPI 101+ Team's RPI: 188			
RPI	S	Opponent	Score	RPI	S	Opponent	Score	RPI	S	Opponent	Score	RPI	S	Opponent	Score
10	A	Iowa	81 86					74	H	North Florida	54 51	150	H	Samford	63 79
								84	A	Iowa St.	72 80	215	H	Jacksonville	76 65
												248	A	Lipscomb	84 72
												260	N	UC Irvine	88 60
												275	N	Alabama A&M	80 65
												286	A	Alabama St.	81 60
												317	N	SIUE	85 67
												334	A	Tennessee St.	88 63
												346	N	South Carolina St.	99 46
												350	H	Mississippi Val.	86 60
LAST 10 Division I															
215	H	Jacksonville	76 65	248	A	Lipscomb	84 72								
74	H	North Florida	54 51	286	A	Alabama St.	81 60								
84	A	Iowa St.	72 80	260	N	UC Irvine	88 60								
346	N	South Carolina St.	99 46	275	N	Alabama A&M	80 65								
317	N	SIUE	85 67	150	H	Samford	63 79								

Non-Div I Games: Virginia-Lynchburg 128 26 Oakwood 120 38

North Ala.

Loss, Non-Conf, S Site, H Home A Away N Neutral

North Carolina

Through Games Of Jan. 12, 2020

Average RPI Win:	188	WON-LOST	WINNING	LAST 10	STRENGTH OF	OPP. STRENGTH	TEAM	ADJ.	CONF.	ADJ CONF.
Average RPI Loss:	45	RECORD	PCT. RANK	GAMES	SCHEDULE	OF SCHEDULE	RPI	RPI	RPI	RPI
DIV. I ONLY	12- 4	52	6-4	197	29	68	68	3	3	
DIV. I NON-CONF.	9- 2	40	3-2	305	60	125	125	3	3	
TOTALS	RPI 1-25	RPI 26-50	W-L RECORDS	RPI 51-100	RPI 101-150	RPI 150+				
12- 4	1- 1	1- 1	OVERALL	2- 2	1- 0	7- 0				
8- 1	1- 0	0- 0	HOME	1- 1	1- 0	5- 0				
1- 3	0- 1	1- 1	AWAY	0- 1	0- 0	0- 0				
3- 0	0- 0	0- 0	NEUTRAL	1- 0	0- 0	2- 0				
9- 2	0- 0	0- 0	NON-CONFERENCE	2- 2	1- 0	6- 0				
6- 1	0- 0	0- 0	HOME	1- 1	1- 0	4- 0				
0- 1	0- 0	0- 0	AWAY	0- 1	0- 0	0- 0				
3- 0	0- 0	0- 0	NEUTRAL	1- 0	0- 0	2- 0				
3- 2	1- 1	1- 1	CONFERENCE	0- 0	0- 0	1- 0				
2- 0	1- 0	0- 0	HOME	0- 0	0- 0	1- 0				
1- 2	0- 1	1- 1	AWAY	0- 0	0- 0	0- 0				
0- 0	0- 0	0- 0	NEUTRAL	0- 0	0- 0	0- 0				

RPI S	Opponent	Score	RPI S	Opponent	Score	RPI S	Opponent	Score	RPI S	Opponent	Score
17	A Florida St.	64 78	26	A Virginia	65 47	51	H Yale	63 66	127	H Illinois	85 60
21	H NC State	66 60	38	A Virginia Tech	70 76	52	N Temple	71 58	163	N Missouri	82 69
						75	A Alabama	77 83	225	N UNCW	85 45
						87	H Elon	76 46	270	H Navy	80 40
									293	H Pittsburgh	70 62
									315	H N.C. Central	92 53
									333	H Western Caro.	92 55
									347	H Charleston So.	85 54
LAST 10 Division I											
21	H NC State	66 60	17	A Florida St.	64 78	225	N UNCW	85 45	75	A Alabama	77 83
38	A Virginia Tech	70 76	52	N Temple	71 58	315	H N.C. Central	92 53	127	H Illinois	85 60
26	A Virginia	65 47	75	A Alabama	77 83						
293	H Pittsburgh	70 62	51	H Yale	63 66						

Non-Div I Games:

North Carolina

Loss, Non-Conf, S Site, H Home A Away N Neutral

Average RPI Win: 271		WON-LOST	WINNING	LAST 10	STRENGTH OF	OPP. STRENGTH	TEAM	ADJ.	CONF.	ADJ CONF.
Average RPI Loss: 134		RECORD	PCT. RANK	GAMES	SCHEDULE	OF SCHEDULE	RPI	RPI	RPI	RPI
DIV. I ONLY		10- 5	78	6-4	323	233	168	168	18	18
DIV. I NON-CONF.		7- 4	100	3-3	278	270	138	138	19	19
TOTALS		RPI 1-25	RPI 26-50		W-L RECORDS		RPI 51-100	RPI 101-150	RPI 150+	
10- 5	0- 0	0- 1		OVERALL		0- 1	0- 1		10- 2	
4- 1	0- 0	0- 0		HOME		0- 1	0- 0		4- 0	
6- 4	0- 0	0- 1		AWAY		0- 0	0- 1		6- 2	
0- 0	0- 0	0- 0		NEUTRAL		0- 0	0- 0		0- 0	
7- 4	0- 0	0- 1		NON-CONFERENCE		0- 1	0- 1		7- 1	
2- 1	0- 0	0- 0		HOME		0- 1	0- 0		2- 0	
5- 3	0- 0	0- 1		AWAY		0- 0	0- 1		5- 1	
0- 0	0- 0	0- 0		NEUTRAL		0- 0	0- 0		0- 0	
3- 1	0- 0	0- 0		CONFERENCE		0- 0	0- 0		3- 1	
2- 0	0- 0	0- 0		HOME		0- 0	0- 0		2- 0	
1- 1	0- 0	0- 0		AWAY		0- 0	0- 0		1- 1	
0- 0	0- 0	0- 0		NEUTRAL		0- 0	0- 0		0- 0	

RPI 1-25				RPI 26-50				RPI 51-100				RPI 101+				Team's RPI: 168	
RPI	S	Opponent	Score	RPI	S	Opponent	Score	RPI	S	Opponent	Score	RPI	S	Opponent	Score		
				49	A	Arizona	42 74	83	H	Illinois St.	58 66	102	A	New Orleans	73 79		
												173	H	Valparaiso	65 63		
												194	A	SMU	51 66		
												198	H	Rhode Island	67 61		
												223	A	Grand Canyon	78 76		
												240	A	Oral Roberts	52 75		
												247	H	Omaha	63 57		
												268	A	Milwaukee	66 58		
												288	A	Ga. Southern	69 56		
												295	A	Denver	90 82		
												320	H	Purdue Fort Wayne	91 85		
												346	A	South Carolina St.	95 53		
												347	A	Charleston So.	73 57		
LAST 10 Division I																	
				247	H	Omaha	63 57	240	A	Oral Roberts	52 75						
				320	H	Purdue Fort Wayne	91 85	194	A	SMU	51 66						
				295	A	Denver	90 82	347	A	Charleston So.	73 57						
				102	A	New Orleans	73 79	346	A	South Carolina St.	95 53						
				268	A	Milwaukee	66 58	83	H	Illinois St.	58 66						

Non-Div I Games:	Northland	118	35	Mayville St.	83	52
------------------	-----------	-----	----	--------------	----	----

North Dakota

Loss, Non-Conf, S Site, H Home A Away N Neutral

Page 199

Average RPI Win:	305	WON-LOST	WINNING	LAST 10	STRENGTH OF	OPP. STRENGTH	TEAM	ADJ.	CONF.	ADJ CONF.
Average RPI Loss:	159	RECORD	PCT. RANK	GAMES	SCHEDULE	OF SCHEDULE	RPI	RPI	RPI	RPI
DIV. I ONLY	1- 12	338	1-9	215	156	318	318	18	18	
DIV. I NON-CONF.	1- 9	326	1-6	149	145	301	301	19	19	
TOTALS	RPI 1-25	RPI 26-50	W-L RECORDS	RPI 51-100	RPI 101-150	RPI 150+				
1- 12	0- 1	0- 1	OVERALL	0- 1	0- 2	1- 7				
0- 6	0- 0	0- 0	HOME	0- 1	0- 1	0- 4				
1- 6	0- 1	0- 1	AWAY	0- 0	0- 1	1- 3				
0- 0	0- 0	0- 0	NEUTRAL	0- 0	0- 0	0- 0				
1- 9	0- 1	0- 1	NON-CONFERENCE	0- 1	0- 2	1- 4				
0- 5	0- 0	0- 0	HOME	0- 1	0- 1	0- 3				
1- 4	0- 1	0- 1	AWAY	0- 0	0- 1	1- 1				
0- 0	0- 0	0- 0	NEUTRAL	0- 0	0- 0	0- 0				
0- 3	0- 0	0- 0	CONFERENCE	0- 0	0- 0	0- 3				
0- 1	0- 0	0- 0	HOME	0- 0	0- 0	0- 1				
0- 2	0- 0	0- 0	AWAY	0- 0	0- 0	0- 2				
0- 0	0- 0	0- 0	NEUTRAL	0- 0	0- 0	0- 0				

RPI 1-25				RPI 26-50				RPI 51-100				RPI 101+ Team's RPI: 318			
RPI	S	Opponent	Score	RPI	S	Opponent	Score	RPI	S	Opponent	Score	RPI	S	Opponent	Score
14	A	Creighton	59 70	34	A	UNI	63 95	84	H	Iowa St.	58 86	106	A	Bradley	64 70
												112	H	Wisconsin	63 64
												173	H	Valparaiso	54 66
												177	A	Northeastern	61 72
												212	H	Northern Ill.	68 74
												226	H	Wyoming	57 66
												231	H	Western Ill.	78 79
												240	A	Oral Roberts	62 70
												295	A	Denver	82 91
												305	A	New Hampshire	67 61
LAST 10 Division I															
231	H	Western Ill.	78 79	240	A	Oral Roberts	62 70								
295	A	Denver	82 91	177	A	Northeastern	61 72								
112	H	Wisconsin	63 64	226	H	Wyoming	57 66								
106	A	Bradley	64 70	84	H	Iowa St.	58 86								
305	A	New Hampshire	67 61	14	A	Creighton	59 70								

Non-Div I Games: Waldorf 92 26 Mayville St. 97 59

North Dakota St.

North Florida

Through Games Of Jan. 12, 2020

Average RPI Win:	240	WON-LOST	WINNING	LAST 10	STRENGTH OF	OPP. STRENGTH	TEAM	ADJ.	CONF.	ADJ CONF.
Average RPI Loss:	84	RECORD	PCT. RANK	GAMES	SCHEDULE	OF SCHEDULE	RPI	RPI	RPI	RPI
DIV. I ONLY	7- 7	168	5-5	58	199	74	74	15	15	
DIV. I NON-CONF.	5- 6	187	3-4	39	113	72	72	14	14	
TOTALS	RPI 1-25	RPI 26-50	W-L RECORDS	RPI 51-100	RPI 101-150	RPI 150+				
7- 7	0- 2	0- 1	OVERALL	0- 1	2- 1	5- 2				
2- 0	0- 0	0- 0	HOME	0- 0	1- 0	1- 0				
3- 5	0- 2	0- 1	AWAY	0- 0	0- 1	3- 1				
2- 2	0- 0	0- 0	NEUTRAL	0- 1	1- 0	1- 1				
5- 6	0- 2	0- 1	NON-CONFERENCE	0- 1	2- 1	3- 1				
1- 0	0- 0	0- 0	HOME	0- 0	1- 0	0- 0				
2- 4	0- 2	0- 1	AWAY	0- 0	0- 1	2- 0				
2- 2	0- 0	0- 0	NEUTRAL	0- 1	1- 0	1- 1				
2- 1	0- 0	0- 0	CONFERENCE	0- 0	0- 0	2- 1				
1- 0	0- 0	0- 0	HOME	0- 0	0- 0	1- 0				
1- 1	0- 0	0- 0	AWAY	0- 0	0- 0	1- 1				
0- 0	0- 0	0- 0	NEUTRAL	0- 0	0- 0	0- 0				

RPI 1-25				RPI 26-50				RPI 51-100				Team's RPI: 74		RPI 101+			
RPI	S	Opponent	Score	RPI	S	Opponent	Score	RPI	S	Opponent	Score			RPI	S	Opponent	Score
9	A	Indiana	45 72	32	A	Miami (FL)	55 78	69	N	Marist	54 69			112	A	Wisconsin	62 75
17	A	Florida St.	41 70											119	N	Rider	80 70
														121	H	Holy Cross	80 60
														158	N	Norfolk St.	54 57
														188	A	North Ala.	51 54
														257	A	Kennesaw St.	64 55
														275	A	Alabama A&M	73 64
														283	N	Nicholls St.	64 61
														310	A	FIU	64 49
														316	H	NJIT	71 48
LAST 10 Division I																	
257	A	Kennesaw St.	64 55	316	H	NJIT	71 48										
188	A	North Ala.	51 54	283	N	Nicholls St.	64 61										
121	H	Holy Cross	80 60	158	N	Norfolk St.	54 57										
17	A	Florida St.	41 70	119	N	Rider	80 70										
9	A	Indiana	45 72	69	N	Marist	54 69										

Non-Div I Games: Warner 110 46 Edward Waters 80 51

North Florida

Loss, Non-Conf, S Site, H Home A Away N Neutral

North Texas

Through Games Of Jan. 12, 2020

Average RPI Win:	211	WON-LOST	WINNING	LAST 10	STRENGTH OF	OPP. STRENGTH	TEAM	ADJ.	CONF.	ADJ CONF.
Average RPI Loss:	167	RECORD	PCT. RANK	GAMES	SCHEDULE	OF SCHEDULE	RPI	RPI	RPI	RPI
DIV. I ONLY	5- 8	229	4-6	236	242	266	266	13	13	
DIV. I NON-CONF.	4- 5	195	3-3	231	232	234	234	15	15	
TOTALS	RPI 1-25	RPI 26-50	W-L RECORDS	RPI 51-100	RPI 101-150	RPI 150+				
5- 8	0- 1	1- 0	OVERALL	0- 2	1- 1	3- 4				
4- 2	0- 0	1- 0	HOME	0- 0	1- 1	2- 1				
1- 4	0- 0	0- 0	AWAY	0- 1	0- 0	1- 3				
0- 2	0- 1	0- 0	NEUTRAL	0- 1	0- 0	0- 0				
4- 5	0- 1	0- 0	NON-CONFERENCE	0- 2	1- 1	3- 1				
3- 1	0- 0	0- 0	HOME	0- 0	1- 1	2- 0				
1- 2	0- 0	0- 0	AWAY	0- 1	0- 0	1- 1				
0- 2	0- 1	0- 0	NEUTRAL	0- 1	0- 0	0- 0				
1- 3	0- 0	1- 0	CONFERENCE	0- 0	0- 0	0- 3				
1- 1	0- 0	1- 0	HOME	0- 0	0- 0	0- 1				
0- 2	0- 0	0- 0	AWAY	0- 0	0- 0	0- 2				
0- 0	0- 0	0- 0	NEUTRAL	0- 0	0- 0	0- 0				

RPI 1-25				RPI 26-50				RPI 51-100				RPI 101+				Team's RPI: 266
RPI	S	Opponent	Score	RPI	S	Opponent	Score	RPI	S	Opponent	Score	RPI	S	Opponent	Score	
21	N	NC State	65 76	47	H	Western Ky.	61 54	67	N	Texas	57 63	110	H	UT Arlington	49 68	
								73	A	CSU Bakersfield	52 61	129	H	Louisiana	69 66	
												184	A	Fla. Atlantic	78 84	
												199	A	Hawaii	66 60	
												277	H	Marshall	59 68	
												292	A	Utah St.	55 66	
												310	A	FIU	56 58	
												331	H	Alcorn	67 31	
												349	H	La.-Monroe	63 51	
LAST 10 Division I																
310	A	FIU	56 58	184	A	Fla. Atlantic	78 84	21	N	NC State	65 76	67	N	Texas	57 63	
277	H	Marshall	59 68	129	H	Louisiana	69 66	199	A	Hawaii	66 60					
47	H	Western Ky.	61 54													
349	H	La.-Monroe	63 51													
292	A	Utah St.	55 66													

Non-Div I Games: Mid-Amer. Christian59 61 Xavier (LA) 68 31 Tex. A&M-Texarkana 114 54

North Texas

Loss, Non-Conf, S Site, H Home A Away N Neutral

Northeastern

Through Games Of Jan. 12, 2020

Average RPI Win:	270	WON-LOST	WINNING	LAST 10	STRENGTH OF	OPP. STRENGTH	TEAM	ADJ.	CONF.	ADJ CONF.
Average RPI Loss:	80	RECORD	PCT. RANK	GAMES	SCHEDULE	OF SCHEDULE	RPI	RPI	RPI	RPI
DIV. I ONLY	6- 8	211	6-4	153	153	177	177	14	14	
DIV. I NON-CONF.	4- 7	225	4-3	110	147	179	179	13	13	
TOTALS	RPI 1-25	RPI 26-50	W-L RECORDS	RPI 51-100	RPI 101-150	RPI 150+				
6- 8	0- 1	0- 2	OVERALL	0- 2	1- 2	5- 1				
3- 3	0- 0	0- 1	HOME	0- 1	0- 1	3- 0				
3- 5	0- 1	0- 1	AWAY	0- 1	1- 1	2- 1				
0- 0	0- 0	0- 0	NEUTRAL	0- 0	0- 0	0- 0				
4- 7	0- 1	0- 2	NON-CONFERENCE	0- 1	1- 2	3- 1				
2- 3	0- 0	0- 1	HOME	0- 1	0- 1	2- 0				
2- 4	0- 1	0- 1	AWAY	0- 0	1- 1	1- 1				
0- 0	0- 0	0- 0	NEUTRAL	0- 0	0- 0	0- 0				
2- 1	0- 0	0- 0	CONFERENCE	0- 1	0- 0	2- 0				
1- 0	0- 0	0- 0	HOME	0- 0	0- 0	1- 0				
1- 1	0- 0	0- 0	AWAY	0- 1	0- 0	1- 0				
0- 0	0- 0	0- 0	NEUTRAL	0- 0	0- 0	0- 0				

RPI S	Opponent	Score	RPI S	Opponent	Score	RPI S	Opponent	Score	RPI S	Opponent	Score	Team's RPI: 177
12	A Oregon	47 89	28	A Central Mich.	63 79	51	H Yale	63 78	113	H Dayton	60 71	
			40	H South Dakota	76 80	80	A Drexel	41 50	130	A Fordham	58 74	
									142	A Harvard	46 44	
									183	A Boston U.	56 72	
									244	A Delaware	72 62	
									250	A Maine	66 58	
									318	H North Dakota St.	72 61	
									323	H Hofstra	74 51	
									342	H Hartford	60 47	
LAST 10 Division I												
80	A Drexel	41 50	244	A Delaware	72 62							
323	H Hofstra	74 51	142	A Harvard	46 44							
183	A Boston U.	56 72	318	H North Dakota St.	72 61							
250	A Maine	66 58	28	A Central Mich.	63 79							
342	H Hartford	60 47	51	H Yale	63 78							

Non-Div I Games:

Northeastern

Loss, Non-Conf, S Site, H Home A Away N Neutral

Average RPI Win:	291	WON-LOST	WINNING	LAST 10	STRENGTH OF	OPP. STRENGTH	TEAM	ADJ.	CONF.	ADJ CONF.
Average RPI Loss:	155	RECORD	PCT. RANK	GAMES	SCHEDULE	OF SCHEDULE	RPI	RPI	RPI	RPI
DIV. I ONLY	6- 8	211	5-5	259	298	238	238	20	20	
DIV. I NON-CONF.	3- 6	235	2-3	172	298	226	226	17	17	
TOTALS	RPI 1-25	RPI 26-50	W-L RECORDS	RPI 51-100	RPI 101-150	RPI 150+				
6- 8	0- 1	0- 0	OVERALL	0- 0	0- 3	6- 4				
2- 3	0- 0	0- 0	HOME	0- 0	0- 1	2- 2				
3- 4	0- 0	0- 0	AWAY	0- 0	0- 2	3- 2				
1- 1	0- 1	0- 0	NEUTRAL	0- 0	0- 0	1- 0				
3- 6	0- 1	0- 0	NON-CONFERENCE	0- 0	0- 2	3- 3				
1- 1	0- 0	0- 0	HOME	0- 0	0- 0	1- 1				
1- 4	0- 0	0- 0	AWAY	0- 0	0- 2	1- 2				
1- 1	0- 1	0- 0	NEUTRAL	0- 0	0- 0	1- 0				
3- 2	0- 0	0- 0	CONFERENCE	0- 0	0- 1	3- 1				
1- 2	0- 0	0- 0	HOME	0- 0	0- 1	1- 1				
2- 0	0- 0	0- 0	AWAY	0- 0	0- 0	2- 0				
0- 0	0- 0	0- 0	NEUTRAL	0- 0	0- 0	0- 0				

RPI S	Opponent	Score	RPI S	Opponent	Score	RPI S	Opponent	Score	RPI S	Opponent	Score	Team's RPI: 238
5 N	Oregon St.	57 91							114 A	Fresno St.	66 83	
									115 H	Montana St.	64 72	
									138 A	Rice	57 71	
									159 H	Montana	71 79	
									170 A	New Mexico	76 83	
									174 N	San Jose St.	67 64	
									233 H	UC Davis	61 71	
									291 A	Idaho St.	70 59	
									297 A	Weber St.	88 82	
									302 A	California Baptist	79 98	
									306 A	Houston Baptist	79 62	
									336 H	Seattle U	88 80	
									343 H	Sacramento St.	114 107	
LAST 10 Division I												
			343 H	Sacramento St.	114 107				291 A	Idaho St.	70 59	
			297 A	Weber St.	88 82				5 N	Oregon St.	57 91	
			115 H	Montana St.	64 72				233 H	UC Davis	61 71	
			159 H	Montana	71 79				306 A	Houston Baptist	79 62	
			174 N	San Jose St.	67 64				138 A	Rice	57 71	

Non-Div I Games:

Northern Ariz.

Average RPI Win:	220	WON-LOST	WINNING	LAST 10	STRENGTH OF	OPP. STRENGTH	TEAM	ADJ.	CONF.	ADJ CONF.
Average RPI Loss:	171	RECORD	PCT. RANK	GAMES	SCHEDULE	OF SCHEDULE	RPI	RPI	RPI	RPI
DIV. I ONLY	6- 7	200	6-4	211	136	181	181	20	20	
DIV. I NON-CONF.	4- 5	195	4-2	216	103	166	166	17	17	
TOTALS	RPI 1-25	RPI 26-50	W-L RECORDS	RPI 51-100	RPI 101-150	RPI 150+				
6- 7	0- 2	0- 0	OVERALL	0- 0	0- 1	6- 4				
2- 3	0- 0	0- 0	HOME	0- 0	0- 0	2- 3				
4- 4	0- 2	0- 0	AWAY	0- 0	0- 1	4- 1				
0- 0	0- 0	0- 0	NEUTRAL	0- 0	0- 0	0- 0				
4- 5	0- 2	0- 0	NON-CONFERENCE	0- 0	0- 0	4- 3				
1- 2	0- 0	0- 0	HOME	0- 0	0- 0	1- 2				
3- 3	0- 2	0- 0	AWAY	0- 0	0- 0	3- 1				
0- 0	0- 0	0- 0	NEUTRAL	0- 0	0- 0	0- 0				
2- 2	0- 0	0- 0	CONFERENCE	0- 0	0- 1	2- 1				
1- 1	0- 0	0- 0	HOME	0- 0	0- 0	1- 1				
1- 1	0- 0	0- 0	AWAY	0- 0	0- 1	1- 0				
0- 0	0- 0	0- 0	NEUTRAL	0- 0	0- 0	0- 0				

RPI 1-25				RPI 26-50				RPI 51-100				RPI 101+ Team's RPI: 181			
RPI	S	Opponent	Score	RPI	S	Opponent	Score	RPI	S	Opponent	Score	RPI	S	Opponent	Score
6	A	UCLA	58 92									115	A	Montana St.	58 91
8	A	Stanford	36 90									159	A	Montana	67 58
												194	A	SMU	61 52
												208	H	Portland St.	77 58
												220	H	San Francisco	83 90
												221	A	Chattanooga	59 42
												226	A	Wyoming	46 44
												258	H	Colorado St.	58 75
												295	A	Denver	55 74
												297	H	Weber St.	60 65
												312	H	Air Force	72 62
LAST 10 Division I															
159	A	Montana	67 58	297	H	Weber St.	60 65								
115	A	Montana St.	58 91	221	A	Chattanooga	59 42								
208	H	Portland St.	77 58	6	A	UCLA	58 92								
226	A	Wyoming	46 44	312	H	Air Force	72 62								
295	A	Denver	55 74	194	A	SMU	61 52								

Non-Div I Games:

Northern Colo.

■ Loss,
■ Non-Conf, S Site,
■ Home
■ Away
N Neutral

Average RPI Win:	246	WON-LOST	WINNING	LAST 10	STRENGTH OF	OPP. STRENGTH	TEAM	ADJ.	CONF.	ADJ CONF.
Average RPI Loss:	110	RECORD	PCT. RANK	GAMES	SCHEDULE	OF SCHEDULE	RPI	RPI	RPI	RPI
DIV. I ONLY	4- 10	275	2-8	96	214	212	212	10	10	
DIV. I NON-CONF.	4- 7	225	2-5	84	229	170	170	10	10	
TOTALS	RPI 1-25	RPI 26-50	W-L RECORDS	RPI 51-100	RPI 101-150	RPI 150+				
4- 10	0- 1	0- 2	OVERALL	0- 3	0- 1	4- 3				
1- 4	0- 1	0- 0	HOME	0- 1	0- 1	1- 1				
2- 5	0- 0	0- 1	AWAY	0- 2	0- 0	2- 2				
1- 1	0- 0	0- 1	NEUTRAL	0- 0	0- 0	1- 0				
4- 7	0- 1	0- 2	NON-CONFERENCE	0- 2	0- 1	4- 1				
1- 3	0- 1	0- 0	HOME	0- 1	0- 1	1- 0				
2- 3	0- 0	0- 1	AWAY	0- 1	0- 0	2- 1				
1- 1	0- 0	0- 1	NEUTRAL	0- 0	0- 0	1- 0				
0- 3	0- 0	0- 0	CONFERENCE	0- 1	0- 0	0- 2				
0- 1	0- 0	0- 0	HOME	0- 0	0- 0	0- 1				
0- 2	0- 0	0- 0	AWAY	0- 1	0- 0	0- 1				
0- 0	0- 0	0- 0	NEUTRAL	0- 0	0- 0	0- 0				

RPI 1-25				RPI 26-50				RPI 51-100				RPI 101+ Team's RPI: 212			
RPI	S	Opponent	Score	RPI	S	Opponent	Score	RPI	S	Opponent	Score	RPI	S	Opponent	Score
23	H	Drake	49 73	27	A	Purdue	63 68	83	A	Illinois St.	66 69	142	H	Harvard	53 59
				40	N	South Dakota	48 91	85	A	Ohio	67 87	160	A	Miami (OH)	64 66
								92	H	Southern Ill.	61 80	164	N	Tennessee Tech	82 74
												175	H	Toledo	51 63
												245	H	Eastern Ill.	61 48
												258	A	Colorado St.	80 75
												268	A	Milwaukee	65 78
												318	A	North Dakota St.	74 68
LAST 10 Division I															
160	A	Miami (OH)	64 66	175	H	Toledo	51 63								
85	A	Ohio	67 87	268	A	Milwaukee	65 78								
23	H	Drake	49 73	40	N	South Dakota	48 91								
92	H	Southern Ill.	61 80	164	N	Tennessee Tech	82 74								
245	H	Eastern Ill.	61 48	27	A	Purdue	63 68								

Non-Div I Games:

Northern Ill.

■ Loss,
■ Non-Conf,
■ S Site,
■ H Home
■ A Away
N Neutral

Average RPI Win:	274	WON-LOST	WINNING	LAST 10	STRENGTH OF	OPP. STRENGTH	TEAM	ADJ.	CONF.	ADJ CONF.
Average RPI Loss:	134	RECORD	PCT. RANK	GAMES	SCHEDULE	OF SCHEDULE	RPI	RPI	RPI	RPI
DIV. I ONLY	9- 8	164	6-4	296	174	216	216	17	17	
DIV. I NON-CONF.	6- 5	151	3-1	318	141	233	233	18	18	
TOTALS	RPI 1-25	RPI 26-50	W-L RECORDS	RPI 51-100	RPI 101-150	RPI 150+				
9- 8	0- 1	0- 0	OVERALL	0- 3	0- 0	9- 4				
4- 3	0- 1	0- 0	HOME	0- 1	0- 0	4- 1				
4- 5	0- 0	0- 0	AWAY	0- 2	0- 0	4- 3				
1- 0	0- 0	0- 0	NEUTRAL	0- 0	0- 0	1- 0				
6- 5	0- 1	0- 0	NON-CONFERENCE	0- 2	0- 0	6- 2				
3- 2	0- 1	0- 0	HOME	0- 1	0- 0	3- 0				
2- 3	0- 0	0- 0	AWAY	0- 1	0- 0	2- 2				
1- 0	0- 0	0- 0	NEUTRAL	0- 0	0- 0	1- 0				
3- 3	0- 0	0- 0	CONFERENCE	0- 1	0- 0	3- 2				
1- 1	0- 0	0- 0	HOME	0- 0	0- 0	1- 1				
2- 2	0- 0	0- 0	AWAY	0- 1	0- 0	2- 1				
0- 0	0- 0	0- 0	NEUTRAL	0- 0	0- 0	0- 0				

RPI 1-25				RPI 26-50				RPI 51-100				RPI 101+ Team's RPI: 216			
RPI	S	Opponent	Score	RPI	S	Opponent	Score	RPI	S	Opponent	Score	RPI	S	Opponent	Score
3	H	Louisville	57 85					61	A	IUPUI	61 89	157	H	Cleveland St.	68 73
								89	A	Belmont	45 62	162	A	Green Bay	44 65
								91	H	Saint Louis	42 67	179	H	Youngstown St.	75 56
												247	H	Omaha	57 40
												248	A	Lipscomb	69 71
												251	H	Central Ark.	72 56
												263	A	Eastern Ky.	62 69
												268	A	Milwaukee	61 49
												274	A	Indiana St.	70 68
												294	H	Wofford	80 72
												310	A	FIU	67 45
												311	N	Jacksonville St.	66 63
												330	A	UIC	88 46
LAST 10 Division I															
61	A	IUPUI	61 89	330	A	UIC	88 46								
157	H	Cleveland St.	68 73	294	H	Wofford	80 72								
179	H	Youngstown St.	75 56	274	A	Indiana St.	70 68								
268	A	Milwaukee	61 49	3	H	Louisville	57 85								
162	A	Green Bay	44 65	310	A	FIU	67 45								

Non-Div I Games:

Northern Ky.

■ Loss,
 ■ Non-Conf,
 S Site,
 ■ Home
 ■ Away
 N Neutral

Northwestern

Through Games Of Jan. 12, 2020

Average RPI Win:	124	WON-LOST	WINNING	LAST 10	STRENGTH OF	OPP. STRENGTH	TEAM	ADJ.	CONF.	ADJ CONF.
Average RPI Loss:	11	RECORD	PCT. RANK	GAMES	SCHEDULE	OF SCHEDULE	RPI	RPI	RPI	RPI
DIV. I ONLY	14- 2	16	9-1	30	12	15	15	2	2	
DIV. I NON-CONF.	10- 1	19	5-0	96	31	24	24	2	2	
TOTALS	RPI 1-25	RPI 26-50	W-L RECORDS	RPI 51-100	RPI 101-150	RPI 150+				
14- 2	1- 2	3- 0	OVERALL	2- 0	3- 0	5- 0				
8- 2	1- 2	1- 0	HOME	1- 0	2- 0	3- 0				
4- 0	0- 0	2- 0	AWAY	1- 0	1- 0	0- 0				
2- 0	0- 0	0- 0	NEUTRAL	0- 0	0- 0	2- 0				
10- 1	0- 1	2- 0	NON-CONFERENCE	1- 0	2- 0	5- 0				
6- 1	0- 1	0- 0	HOME	1- 0	2- 0	3- 0				
2- 0	0- 0	2- 0	AWAY	0- 0	0- 0	0- 0				
2- 0	0- 0	0- 0	NEUTRAL	0- 0	0- 0	2- 0				
4- 1	1- 1	1- 0	CONFERENCE	1- 0	1- 0	0- 0				
2- 1	1- 1	1- 0	HOME	0- 0	0- 0	0- 0				
2- 0	0- 0	0- 0	AWAY	1- 0	1- 0	0- 0				
0- 0	0- 0	0- 0	NEUTRAL	0- 0	0- 0	0- 0				

RPI 1-25				Team's RPI: 15				RPI 26-50				RPI 51-100				RPI 101+			
RPI	S	Opponent	Score		RPI	S	Opponent	Score		RPI	S	Opponent	Score		RPI	S	Opponent	Score	
10	H	Iowa	51	77	27	H	Purdue	61	56	57	A	Minnesota	56	54	107	H	Colgate	73	44
11	H	DePaul	68	70	31	A	Marquette	64	56	100	H	Boston College	66	63	110	H	UT Arlington	74	47
24	H	Maryland	81	58	41	A	Duke	63	42						127	A	Illinois	77	50
															168	H	Dartmouth	79	37
															173	H	Valparaiso	69	48
															232	N	Xavier	79	59
															256	N	East Carolina	64	45
															278	H	Loyola Maryland	67	46
LAST 10 Division I																			
					57	A	Minnesota	56	54	27	H	Purdue	61	56					
					10	H	Iowa	51	77	256	N	East Carolina	64	45					
					24	H	Maryland	81	58	110	H	UT Arlington	74	47					
					127	A	Illinois	77	50	168	H	Dartmouth	79	37					
					232	N	Xavier	79	59	100	H	Boston College	66	63					

Non-Div I Games:

Northwestern

■ Loss,
 ■ Non-Conf, S Site,
 ■ Home
 ■ Away
 N Neutral

Average RPI Win: 314		WON-LOST	WINNING	LAST 10	STRENGTH OF	OPP. STRENGTH	TEAM	ADJ.	CONF.	ADJ CONF.
Average RPI Loss: 203		RECORD	PCT. RANK	GAMES	SCHEDULE	OF SCHEDULE	RPI	RPI	RPI	RPI
DIV. I ONLY		2- 10	317	2-8	325	328	344	344	25	25
DIV. I NON-CONF.		1- 5	313	1-3	247	296	327	327	22	22
TOTALS		RPI 1-25	RPI 26-50	W-L RECORDS	RPI 51-100	RPI 101-150	RPI 150+			
2- 10	0- 0		0- 1	OVERALL	0- 1	0- 1	2- 7			
2- 4	0- 0		0- 0	HOME	0- 0	0- 1	2- 3			
0- 6	0- 0		0- 1	AWAY	0- 1	0- 0	0- 4			
0- 0	0- 0		0- 0	NEUTRAL	0- 0	0- 0	0- 0			
1- 5	0- 0		0- 1	NON-CONFERENCE	0- 1	0- 0	1- 3			
1- 1	0- 0		0- 0	HOME	0- 0	0- 0	1- 1			
0- 4	0- 0		0- 1	AWAY	0- 1	0- 0	0- 2			
0- 0	0- 0		0- 0	NEUTRAL	0- 0	0- 0	0- 0			
1- 5	0- 0		0- 0	CONFERENCE	0- 0	0- 1	1- 4			
1- 3	0- 0		0- 0	HOME	0- 0	0- 1	1- 2			
0- 2	0- 0		0- 0	AWAY	0- 0	0- 0	0- 2			
0- 0	0- 0		0- 0	NEUTRAL	0- 0	0- 0	0- 0			

RPI 1-25				RPI 26-50				RPI 51-100				RPI 101+				Team's RPI: 344	
RPI	S	Opponent	Score	RPI	S	Opponent	Score	RPI	S	Opponent	Score	RPI	S	Opponent	Score		
				46	A	Arkansas	39 99	67	A	Texas	49 91	143	H	Sam Houston St.	69 79		
												185	H	Jackson St.	49 66		
												187	A	Lamar University	58 61		
												193	H	A&M-Corpus Christi	59 72		
												207	A	Texas Tech	49 79		
												306	H	Houston Baptist	69 60		
												308	A	McNeese	51 61		
												322	H	Grambling	65 61		
												341	H	Incarnate Word	67 69		
												349	A	La.-Monroe	54 63		
LAST 10 Division I																	
				341	H	Incarnate Word	67 69	308	A	McNeese	51 61						
				306	H	Houston Baptist	69 60	143	H	Sam Houston St.	69 79						
				193	H	A&M-Corpus Christi	59 72	46	A	Arkansas	39 99						
				67	A	Texas	49 91	322	H	Grambling	65 61						
				187	A	Lamar University	58 61	207	A	Texas Tech	49 79						

Northwestern St.

Loss, Non-Conf, S Site, H Home A Away N Neutral

Notre Dame

Through Games Of Jan. 12, 2020

Average RPI Win:	169	WON-LOST	WINNING	LAST 10	STRENGTH OF	OPP. STRENGTH	TEAM	ADJ.	CONF.	ADJ CONF.
Average RPI Loss:	67	RECORD	PCT. RANK	GAMES	SCHEDULE	OF SCHEDULE	RPI	RPI	RPI	RPI
DIV. I ONLY	6- 11	248	2-8	20	44	124	124	3	3	
DIV. I NON-CONF.	5- 7	205	1-4	4	40	71	71	3	3	
TOTALS	RPI 1-25	RPI 26-50	W-L RECORDS	RPI 51-100	RPI 101-150	RPI 150+				
6- 11	0- 3	0- 1	OVERALL	2- 6	1- 0	3- 1				
2- 7	0- 2	0- 0	HOME	0- 4	0- 0	2- 1				
3- 2	0- 1	0- 0	AWAY	1- 1	1- 0	1- 0				
1- 2	0- 0	0- 1	NEUTRAL	1- 1	0- 0	0- 0				
5- 7	0- 2	0- 1	NON-CONFERENCE	2- 4	1- 0	2- 0				
2- 4	0- 1	0- 0	HOME	0- 3	0- 0	2- 0				
2- 1	0- 1	0- 0	AWAY	1- 0	1- 0	0- 0				
1- 2	0- 0	0- 1	NEUTRAL	1- 1	0- 0	0- 0				
1- 4	0- 1	0- 0	CONFERENCE	0- 2	0- 0	1- 1				
0- 3	0- 1	0- 0	HOME	0- 1	0- 0	0- 1				
1- 1	0- 0	0- 0	AWAY	0- 1	0- 0	1- 0				
0- 0	0- 0	0- 0	NEUTRAL	0- 0	0- 0	0- 0				

RPI	S	Opponent	Score	RPI	S	Opponent	Score	RPI	S	Opponent	Score	RPI	S	Opponent	Score
4	A	UConn	57 81	36	N	FGCU	60 69	57	H	Minnesota	67 75	130	A	Fordham	60 55
11	H	DePaul	94 105					59	A	Michigan	76 72	171	H	Clemson	55 71
21	H	NC State	56 90					70	A	Syracuse	63 74	175	H	Toledo	54 51
								77	N	South Fla.	67 51	278	H	Loyola Maryland	84 60
								82	H	Tennessee	63 74	293	A	Pittsburgh	60 52
								90	N	South Dakota St.	59 65				
								96	H	Michigan St.	69 72				
								100	H	Boston College	65 75				
LAST 10 Division I															
100	H	Boston College	65 75	21	H	NC State	56 90								
70	A	Syracuse	63 74	4	A	UConn	57 81								
293	A	Pittsburgh	60 52	57	H	Minnesota	67 75								
171	H	Clemson	55 71	77	N	South Fla.	67 51								
11	H	DePaul	94 105	90	N	South Dakota St.	59 65								

Non-Div I Games:

Notre Dame

Loss, Non-Conf, S Site, H Home A Away N Neutral

Average RPI Win:	288	WON-LOST	WINNING	LAST 10	STRENGTH OF	OPP. STRENGTH	TEAM	ADJ.	CONF.	ADJ CONF.
Average RPI Loss:	149	RECORD	PCT. RANK	GAMES	SCHEDULE	OF SCHEDULE	RPI	RPI	RPI	RPI
DIV. I ONLY	6- 8	211	5-5	331	169	267	267	17	17	
DIV. I NON-CONF.	3- 6	235	2-3	296	199	274	274	18	18	
TOTALS	RPI 1-25	RPI 26-50	W-L RECORDS	RPI 51-100	RPI 101-150	RPI 150+				
6- 8	0- 0	0- 1	OVERALL	0- 3	0- 1	6- 3				
2- 2	0- 0	0- 1	HOME	0- 0	0- 1	2- 0				
3- 6	0- 0	0- 0	AWAY	0- 3	0- 0	3- 3				
1- 0	0- 0	0- 0	NEUTRAL	0- 0	0- 0	1- 0				
3- 6	0- 0	0- 1	NON-CONFERENCE	0- 2	0- 1	3- 2				
0- 2	0- 0	0- 1	HOME	0- 0	0- 1	0- 0				
2- 4	0- 0	0- 0	AWAY	0- 2	0- 0	2- 2				
1- 0	0- 0	0- 0	NEUTRAL	0- 0	0- 0	1- 0				
3- 2	0- 0	0- 0	CONFERENCE	0- 1	0- 0	3- 1				
2- 0	0- 0	0- 0	HOME	0- 0	0- 0	2- 0				
1- 2	0- 0	0- 0	AWAY	0- 1	0- 0	1- 1				
0- 0	0- 0	0- 0	NEUTRAL	0- 0	0- 0	0- 0				

RPI S	Opponent	Score	RPI S	Opponent	Score	RPI S	Opponent	Score	RPI S	Opponent	Score	Team's RPI: 267
28	H Central Mich.	47 65	59	A Michigan	64 79	106	H Bradley	58 74				
			61	A IUPUI	41 76	162	H Green Bay	93 88				
			96	A Michigan St.	56 76	249	A Niagara	63 77				
						265	A St. Bonaventure	66 80				
						268	H Milwaukee	78 62				
						310	A FIU	58 49				
						311	N Jacksonville St.	61 55				
						326	A Detroit Mercy	71 57				
						330	A UIC	64 70				
						348	A Chicago St.	98 70				
LAST 10 Division I												
162	H Green Bay	93 88	268	H Milwaukee	78 62							
330	A UIC	64 70	265	A St. Bonaventure	66 80							
61	A IUPUI	41 76	59	A Michigan	64 79							
326	A Detroit Mercy	71 57	311	N Jacksonville St.	61 55							
28	H Central Mich.	47 65	310	A FIU	58 49							

Non-Div I Games: Lourdes 72 53 Concordia (MI) 76 42

Oakland

Loss, Non-Conf, S Site, H Home A Away N Neutral

Average RPI Win:	191	WON-LOST	WINNING	LAST 10	STRENGTH OF	OPP. STRENGTH	TEAM	ADJ.	CONF.	ADJ CONF.
Average RPI Loss:	66	RECORD	PCT. RANK	GAMES	SCHEDULE	OF SCHEDULE	RPI	RPI	RPI	RPI
DIV. I ONLY	9- 5	94	6-4	154	63	85	85	10	10	
DIV. I NON-CONF.	7- 4	100	4-3	207	62	95	95	10	10	
TOTALS	RPI 1-25	RPI 26-50	W-L RECORDS	RPI 51-100	RPI 101-150	RPI 150+				
9- 5	0- 0	1- 2	OVERALL	2- 2	0- 1	6- 0				
5- 1	0- 0	0- 1	HOME	1- 0	0- 0	4- 0				
3- 3	0- 0	1- 1	AWAY	1- 2	0- 0	1- 0				
1- 1	0- 0	0- 0	NEUTRAL	0- 0	0- 1	1- 0				
7- 4	0- 0	1- 1	NON-CONFERENCE	1- 2	0- 1	5- 0				
4- 0	0- 0	0- 0	HOME	1- 0	0- 0	3- 0				
2- 3	0- 0	1- 1	AWAY	0- 2	0- 0	1- 0				
1- 1	0- 0	0- 0	NEUTRAL	0- 0	0- 1	1- 0				
2- 1	0- 0	0- 1	CONFERENCE	1- 0	0- 0	1- 0				
1- 1	0- 0	0- 1	HOME	0- 0	0- 0	1- 0				
1- 0	0- 0	0- 0	AWAY	1- 0	0- 0	0- 0				
0- 0	0- 0	0- 0	NEUTRAL	0- 0	0- 0	0- 0				

RPI 1-25				RPI 26-50				RPI 51-100				Team's RPI: 85		RPI 101+			
RPI	S	Opponent	Score	RPI	S	Opponent	Score	RPI	S	Opponent	Score	RPI	S	Opponent	Score		
				28	H	Central Mich.	71 73	61	H	IUPUI	70 64	132	N	Butler	55 60		
				30	A	Ohio St.	74 68	67	A	Texas	60 73	203	H	American	81 69		
				33	A	TCU	72 79	70	A	Syracuse	54 66	212	H	Northern Ill.	87 67		
								79	A	Buffalo	76 65	221	A	Chattanooga	70 58		
												277	H	Marshall	67 51		
												293	N	Pittsburgh	72 50		
												341	H	Incarnate Word	78 41		
LAST 10 Division I																	
				28	H	Central Mich.	71 73	79	A	Buffalo	76 65						
				212	H	Northern Ill.	87 67	61	H	IUPUI	70 64						
				221	A	Chattanooga	70 58	132	N	Butler	55 60						
				67	A	Texas	60 73	293	N	Pittsburgh	72 50						
				33	A	TCU	72 79	341	H	Incarnate Word	78 41						

Non-Div I Games:

Ohio

■ Loss,
 ■ Non-Conf, S Site,
 ■ Home
 ■ Away
 N Neutral

Average RPI Win:	140	WON-LOST	WINNING	LAST 10	STRENGTH OF	OPP. STRENGTH	TEAM	ADJ.	CONF.	ADJ CONF.
Average RPI Loss:	31	RECORD	PCT. RANK	GAMES	SCHEDULE	OF SCHEDULE	RPI	RPI	RPI	RPI
DIV. I ONLY	10- 6	100	7-3	8	66	30	30	2	2	
DIV. I NON-CONF.	7- 4	100	4-1	5	107	23	23	2	2	
TOTALS	RPI 1-25	RPI 26-50	W-L RECORDS	RPI 51-100	RPI 101-150	RPI 150+				
10- 6	1- 3	1- 2	OVERALL	2- 1	2- 0	4- 0				
4- 3	1- 1	0- 1	HOME	1- 1	0- 0	2- 0				
4- 2	0- 2	0- 0	AWAY	1- 0	2- 0	1- 0				
2- 1	0- 0	1- 1	NEUTRAL	0- 0	0- 0	1- 0				
7- 4	1- 2	1- 1	NON-CONFERENCE	0- 1	2- 0	3- 0				
2- 2	1- 1	0- 0	HOME	0- 1	0- 0	1- 0				
3- 1	0- 1	0- 0	AWAY	0- 0	2- 0	1- 0				
2- 1	0- 0	1- 1	NEUTRAL	0- 0	0- 0	1- 0				
3- 2	0- 1	0- 1	CONFERENCE	2- 0	0- 0	1- 0				
2- 1	0- 0	0- 1	HOME	1- 0	0- 0	1- 0				
1- 1	0- 1	0- 0	AWAY	1- 0	0- 0	0- 0				
0- 0	0- 0	0- 0	NEUTRAL	0- 0	0- 0	0- 0				

RPI 1-25				RPI 26-50				Team's RPI: 30	RPI 51-100				RPI 101+			
RPI	S	Opponent	Score	RPI	S	Opponent	Score		RPI	S	Opponent	Score	RPI	S	Opponent	Score
3	H	Louisville	67 60	27	H	Purdue	50 66		57	A	Minnesota	66 63	118	A	Cincinnati	78 73
4	H	UConn	62 73	34	N	UNI	64 46		59	H	Michigan	78 69	123	A	Kent St.	75 65
8	A	Stanford	52 71	40	N	South Dakota	53 68		85	H	Ohio	68 74	173	N	Valparaiso	89 38
24	A	Maryland	62 72										205	H	Penn St.	80 70
													289	H	Radford	70 57
													343	A	Sacramento St.	104 74
LAST 10 Division I																
59	H	Michigan	78 69	205	H	Penn St.	80 70		8	A	Stanford	52 71				
24	A	Maryland	62 72						289	H	Radford	70 57				
57	A	Minnesota	66 63	27	H	Purdue	50 66		3	H	Louisville	67 60				
27	H	Purdue	50 66	343	A	Sacramento St.	104 74		34	N	UNI	64 46				

Non-Div I Games:

Ohio St.

■ Loss,
 ■ Non-Conf, S Site,
 ■ Home
 ■ Away
 N Neutral

Average RPI Win:	119	WON-LOST	WINNING	LAST 10	STRENGTH OF	OPP. STRENGTH	TEAM	ADJ.	CONF.	ADJ CONF.
Average RPI Loss:	58	RECORD	PCT. RANK	GAMES	SCHEDULE	OF SCHEDULE	RPI	RPI	RPI	RPI
DIV. I ONLY	9- 6	121	6-4	5	59	39	39	4	4	
DIV. I NON-CONF.	7- 5	130	4-3	9	70	53	53	4	4	
TOTALS	RPI 1-25	RPI 26-50	W-L RECORDS	RPI 51-100	RPI 101-150	RPI 150+				
9- 6	1- 3	2- 1	OVERALL	1- 0	2- 2	3- 0				
8- 2	1- 2	1- 0	HOME	1- 0	2- 0	3- 0				
1- 3	0- 0	1- 1	AWAY	0- 0	0- 2	0- 0				
0- 1	0- 1	0- 0	NEUTRAL	0- 0	0- 0	0- 0				
7- 5	1- 2	1- 1	NON-CONFERENCE	0- 0	2- 2	3- 0				
7- 1	1- 1	1- 0	HOME	0- 0	2- 0	3- 0				
0- 3	0- 0	0- 1	AWAY	0- 0	0- 2	0- 0				
0- 1	0- 1	0- 0	NEUTRAL	0- 0	0- 0	0- 0				
2- 1	0- 1	1- 0	CONFERENCE	1- 0	0- 0	0- 0				
1- 1	0- 1	0- 0	HOME	1- 0	0- 0	0- 0				
1- 0	0- 0	1- 0	AWAY	0- 0	0- 0	0- 0				
0- 0	0- 0	0- 0	NEUTRAL	0- 0	0- 0	0- 0				

RPI 1-25				RPI 26-50				Team's RPI: 39	RPI 51-100				RPI 101+			
RPI	S	Opponent	Score	RPI	S	Opponent	Score		RPI	S	Opponent	Score	RPI	S	Opponent	Score
1	H	Missouri St.	90 96	35	H	LSU	90 68		84	H	Iowa St.	81 72	116	H	Abilene Christian	78 65
4	N	UConn	53 97	45	A	Oklahoma St.	77 75						135	A	Houston	69 85
16	H	Baylor	56 77	47	A	Western Ky.	63 74						143	H	Sam Houston St.	95 71
23	H	Drake	93 84										147	A	Wichita St.	83 88
													151	H	SFA	75 62
													165	H	UAB	82 75
													307	H	Prairie View	94 48
LAST 10 Division I																
45	A	Oklahoma St.	77 75	84	H	Iowa St.	81 72									
16	H	Baylor	56 77	35	H	LSU	90 68									
4	N	UConn	53 97	47	A	Western Ky.	63 74									
23	H	Drake	93 84	147	A	Wichita St.	83 88									
143	H	Sam Houston St.	95 71	116	H	Abilene Christian	78 65									

Non-Div I Games:

Oklahoma

■ Loss,
■ Non-Conf, S Site,
■ Home
■ Away
N Neutral

Average RPI Win:	171	WON-LOST	WINNING	LAST 10	STRENGTH OF	OPP. STRENGTH	TEAM	ADJ.	CONF.	ADJ CONF.
Average RPI Loss:	18	RECORD	PCT. RANK	GAMES	SCHEDULE	OF SCHEDULE	RPI	RPI	RPI	RPI
DIV. I ONLY	10- 5	78	5-5	18	69	45	45	4	4	
DIV. I NON-CONF.	9- 3	64	4-3	50	89	38	38	4	4	
TOTALS	RPI 1-25	RPI 26-50	W-L RECORDS	RPI 51-100	RPI 101-150	RPI 150+				
10- 5	0- 4	0- 1	OVERALL	1- 0	4- 0	5- 0				
8- 1	0- 0	0- 1	HOME	1- 0	3- 0	4- 0				
1- 2	0- 2	0- 0	AWAY	0- 0	0- 0	1- 0				
1- 2	0- 2	0- 0	NEUTRAL	0- 0	1- 0	0- 0				
9- 3	0- 3	0- 0	NON-CONFERENCE	0- 0	4- 0	5- 0				
7- 0	0- 0	0- 0	HOME	0- 0	3- 0	4- 0				
1- 1	0- 1	0- 0	AWAY	0- 0	0- 0	1- 0				
1- 2	0- 2	0- 0	NEUTRAL	0- 0	1- 0	0- 0				
1- 2	0- 1	0- 1	CONFERENCE	1- 0	0- 0	0- 0				
1- 1	0- 0	0- 1	HOME	1- 0	0- 0	0- 0				
0- 1	0- 1	0- 0	AWAY	0- 0	0- 0	0- 0				
0- 0	0- 0	0- 0	NEUTRAL	0- 0	0- 0	0- 0				

RPI 1-25				RPI 26-50				Team's RPI: 45	RPI 51-100				RPI 101+			
RPI	S	Opponent	Score	RPI	S	Opponent	Score		RPI	S	Opponent	Score	RPI	S	Opponent	Score
3	N	Louisville	48 69	39	H	Oklahoma	75 77		60	H	Kansas	67 49	110	N	UT Arlington	60 47
12	N	Oregon	72 89										111	H	Duquesne	84 41
16	A	Baylor	48 94										122	H	Idaho	62 47
19	A	Texas A&M	62 74										138	H	Rice	69 38
													187	H	Lamar University	74 53
													218	A	Tulsa	78 48
													229	H	Southern U.	72 59
													240	H	Oral Roberts	78 44
													291	H	Idaho St.	70 52
LAST 10 Division I																
39	H	Oklahoma	75 77	16	A	Baylor	48 94									
60	H	Kansas	67 49	19	A	Texas A&M	62 74									
111	H	Duquesne	84 41	110	N	UT Arlington	60 47									
240	H	Oral Roberts	78 44	3	N	Louisville	48 69									
229	H	Southern U.	72 59	12	N	Oregon	72 89									

Non-Div I Games:

Oklahoma St.

Average RPI Win:	170	WON-LOST	WINNING	LAST 10	STRENGTH OF	OPP. STRENGTH	TEAM	ADJ.	CONF.	ADJ CONF.
Average RPI Loss:	109	RECORD	PCT. RANK	GAMES	SCHEDULE	OF SCHEDULE	RPI	RPI	RPI	RPI
DIV. I ONLY	12- 3	39	8-2	146	96	44	44	13	13	
DIV. I NON-CONF.	10- 2	31	6-1	213	138	50	50	15	15	
TOTALS	RPI 1-25	RPI 26-50	W-L RECORDS	RPI 51-100	RPI 101-150	RPI 150+				
12- 3	0- 0	2- 1	OVERALL	0- 0	4- 1	6- 1				
7- 0	0- 0	1- 0	HOME	0- 0	2- 0	4- 0				
4- 3	0- 0	1- 1	AWAY	0- 0	1- 1	2- 1				
1- 0	0- 0	0- 0	NEUTRAL	0- 0	1- 0	0- 0				
10- 2	0- 0	0- 1	NON-CONFERENCE	0- 0	4- 1	6- 0				
6- 0	0- 0	0- 0	HOME	0- 0	2- 0	4- 0				
3- 2	0- 0	0- 1	AWAY	0- 0	1- 1	2- 0				
1- 0	0- 0	0- 0	NEUTRAL	0- 0	1- 0	0- 0				
2- 1	0- 0	2- 0	CONFERENCE	0- 0	0- 0	0- 1				
1- 0	0- 0	1- 0	HOME	0- 0	0- 0	0- 0				
1- 1	0- 0	1- 0	AWAY	0- 0	0- 0	0- 1				
0- 0	0- 0	0- 0	NEUTRAL	0- 0	0- 0	0- 0				

RPI 1-25				RPI 26-50				Team's RPI: 44				RPI 51-100				RPI 101+			
RPI	S	Opponent	Score	RPI	S	Opponent	Score	RPI	S	Opponent	Score	RPI	S	Opponent	Score	RPI	S	Opponent	Score
				26	A	Virginia	53 56					122	N	Idaho	67 55				
				48	A	Middle Tenn.	67 56					126	H	Richmond	73 51				
				50	H	Charlotte	54 51					131	H	Campbell	59 44				
												137	A	VCU	49 62				
												149	A	William & Mary	69 58				
												153	A	Auburn	89 77				
												165	A	UAB	65 76				
												167	H	Hampton	75 38				
												213	H	Mt. St. Mary's	85 34				
												253	H	Winthrop	68 44				
												300	H	UMES	48 39				
												329	A	Cal Poly	61 55				
LAST 10 Division I																			
				165	A	UAB	65 76			50	H	Charlotte	54 51						
				48	A	Middle Tenn.	67 56			137	A	VCU	49 62						
				213	H	Mt. St. Mary's	85 34			300	H	UMES	48 39						
				167	H	Hampton	75 38			149	A	William & Mary	69 58						
				126	H	Richmond	73 51			122	N	Idaho	67 55						

Non-Div I Games:

Old Dominion

■ Loss,
 ■ Non-Conf,
 ■ S Site,
 ■ H Home
 ■ A Away
 N Neutral

Average RPI Win:	283	WON-LOST	WINNING	LAST 10	STRENGTH OF	OPP. STRENGTH	TEAM	ADJ.	CONF.	ADJ CONF.
Average RPI Loss:	133	RECORD	PCT. RANK	GAMES	SCHEDULE	OF SCHEDULE	RPI	RPI	RPI	RPI
DIV. I ONLY	7- 10	221	2-8	145	336	254	254	5	5	
DIV. I NON-CONF.	7- 6	160	2-4	276	349	289	289	5	5	
TOTALS	RPI 1-25	RPI 26-50	W-L RECORDS	RPI 51-100	RPI 101-150	RPI 150+				
7- 10	0- 1	0- 1	OVERALL	0- 2	1- 2	6- 4				
6- 5	0- 0	0- 0	HOME	0- 2	1- 2	5- 1				
0- 4	0- 1	0- 1	AWAY	0- 0	0- 0	0- 2				
1- 1	0- 0	0- 0	NEUTRAL	0- 0	0- 0	1- 1				
7- 6	0- 0	0- 0	NON-CONFERENCE	0- 0	1- 2	6- 4				
6- 3	0- 0	0- 0	HOME	0- 0	1- 2	5- 1				
0- 2	0- 0	0- 0	AWAY	0- 0	0- 0	0- 2				
1- 1	0- 0	0- 0	NEUTRAL	0- 0	0- 0	1- 1				
0- 4	0- 1	0- 1	CONFERENCE	0- 2	0- 0	0- 0				
0- 2	0- 0	0- 0	HOME	0- 2	0- 0	0- 0				
0- 2	0- 1	0- 1	AWAY	0- 0	0- 0	0- 0				
0- 0	0- 0	0- 0	NEUTRAL	0- 0	0- 0	0- 0				

RPI 1-25				RPI 26-50				RPI 51-100				RPI 101+ Team's RPI: 254			
RPI	S	Opponent	Score	RPI	S	Opponent	Score	RPI	S	Opponent	Score	RPI	S	Opponent	Score
19	A	Texas A&M	35 79	35	A	LSU	44 52	72	H	Georgia	51 58	102	H	New Orleans	64 69
								82	H	Tennessee	28 84	129	H	Louisiana	42 53
												143	H	Sam Houston St.	75 69
												190	H	Southeast Mo. St.	53 70
												197	A	Southern Miss.	53 59
												207	A	Texas Tech	48 84
												236	H	Louisiana Tech	76 53
												286	H	Alabama St.	93 66
												288	H	Ga. Southern	69 66
												293	N	Pittsburgh	50 58
												331	N	Alcorn	73 55
												349	H	La.-Monroe	66 42
												350	H	Mississippi Val.	72 53
LAST 10 Division I															
82	H	Tennessee	28 84	35	A	LSU	44 52	288	H	Ga. Southern	69 66				
19	A	Texas A&M	35 79					190	H	Southeast Mo. St.	53 70				
72	H	Georgia	51 58					207	A	Texas Tech	48 84				
286	H	Alabama St.	93 66					293	N	Pittsburgh	50 58				
129	H	Louisiana	42 53												

Non-Div I Games:

Ole Miss

■ Loss,
 ■ Non-Conf, S Site,
 ■ Home
 ■ Away
 N Neutral

Average RPI Win:	282	WON-LOST	WINNING	LAST 10	STRENGTH OF	OPP. STRENGTH	TEAM	ADJ.	CONF.	ADJ CONF.
Average RPI Loss:	120	RECORD	PCT. RANK	GAMES	SCHEDULE	OF SCHEDULE	RPI	RPI	RPI	RPI
DIV. I ONLY	4- 11	283	3-7	80	290	247	247	18	18	
DIV. I NON-CONF.	3- 8	268	2-4	129	306	276	276	19	19	
TOTALS	RPI 1-25	RPI 26-50	W-L RECORDS	RPI 51-100	RPI 101-150	RPI 150+				
4- 11	0- 1	0- 2	OVERALL	0- 2	0- 1	4- 5				
3- 4	0- 1	0- 1	HOME	0- 1	0- 0	3- 1				
0- 6	0- 0	0- 1	AWAY	0- 1	0- 0	0- 4				
1- 1	0- 0	0- 0	NEUTRAL	0- 0	0- 1	1- 0				
3- 8	0- 1	0- 1	NON-CONFERENCE	0- 1	0- 1	3- 4				
2- 3	0- 1	0- 1	HOME	0- 0	0- 0	2- 1				
0- 4	0- 0	0- 0	AWAY	0- 1	0- 0	0- 3				
1- 1	0- 0	0- 0	NEUTRAL	0- 0	0- 1	1- 0				
1- 3	0- 0	0- 1	CONFERENCE	0- 1	0- 0	1- 1				
1- 1	0- 0	0- 0	HOME	0- 1	0- 0	1- 0				
0- 2	0- 0	0- 1	AWAY	0- 0	0- 0	0- 1				
0- 0	0- 0	0- 0	NEUTRAL	0- 0	0- 0	0- 0				

RPI 1-25				RPI 26-50				RPI 51-100				RPI 101+ Team's RPI: 247			
RPI	S	Opponent	Score	RPI	S	Opponent	Score	RPI	S	Opponent	Score	RPI	S	Opponent	Score
14	H	Creighton	54 67	34	H	UNI	45 81	60	A	Kansas	48 63	137	N	VCU	66 74
				40	A	South Dakota	44 77	90	H	South Dakota St.	51 68	154	A	Kansas St.	48 73
												157	H	Cleveland St.	66 79
												168	A	North Dakota	57 63
												216	A	Northern Ky.	40 57
												237	H	UMKC	57 53
												240	H	Oral Roberts	60 54
												245	A	Eastern Ill.	52 65
												299	H	Morgan St.	70 64
												350	N	Mississippi Val.	78 70
LAST 10 Division I															
168	A	North Dakota	57 63	40	A	South Dakota	44 77	245	A	Eastern Ill.	52 65	237	H	UMKC	57 53
240	H	Oral Roberts	60 54	90	H	South Dakota St.	51 68	350	N	Mississippi Val.	78 70	137	N	VCU	66 74
157	H	Cleveland St.	66 79	34	H	UNI	45 81								

Non-Div I Games: Peru St. 92 58 Graceland (IA) 85 46

Omaha

Loss, Non-Conf, S Site, H Home A Away N Neutral

Oral Roberts

Through Games Of Jan. 12, 2020

Average RPI Win:	207	WON-LOST	WINNING	LAST 10	STRENGTH OF	OPP. STRENGTH	TEAM	ADJ.	CONF.	ADJ CONF.
Average RPI Loss:	144	RECORD	PCT. RANK	GAMES	SCHEDULE	OF SCHEDULE	RPI	RPI	RPI	RPI
DIV. I ONLY	5- 10	251	3-7	155	182	240	240	18	18	
DIV. I NON-CONF.	3- 8	268	1-5	111	183	241	241	19	19	
TOTALS	RPI 1-25	RPI 26-50	W-L RECORDS	RPI 51-100	RPI 101-150	RPI 150+				
5- 10	0- 0	0- 2	OVERALL	0- 2	2- 2	3- 4				
5- 1	0- 0	0- 0	HOME	0- 0	2- 0	3- 1				
0- 9	0- 0	0- 2	AWAY	0- 2	0- 2	0- 3				
0- 0	0- 0	0- 0	NEUTRAL	0- 0	0- 0	0- 0				
3- 8	0- 0	0- 2	NON-CONFERENCE	0- 1	2- 2	1- 3				
3- 1	0- 0	0- 0	HOME	0- 0	2- 0	1- 1				
0- 7	0- 0	0- 2	AWAY	0- 1	0- 2	0- 2				
0- 0	0- 0	0- 0	NEUTRAL	0- 0	0- 0	0- 0				
2- 2	0- 0	0- 0	CONFERENCE	0- 1	0- 0	2- 1				
2- 0	0- 0	0- 0	HOME	0- 0	0- 0	2- 0				
0- 2	0- 0	0- 0	AWAY	0- 1	0- 0	0- 1				
0- 0	0- 0	0- 0	NEUTRAL	0- 0	0- 0	0- 0				

RPI 1-25				RPI 26-50				RPI 51-100				RPI 101+				Team's RPI: 240	
RPI	S	Opponent	Score	RPI	S	Opponent	Score	RPI	S	Opponent	Score	RPI	S	Opponent	Score		
				45	A	Oklahoma St.	44 78	54	A	Nebraska	67 77	136	A	Utah	58 78		
				46	A	Arkansas	64 96	90	A	South Dakota St.	44 58	143	H	Sam Houston St.	64 41		
												145	A	Southern Utah	58 72		
												147	H	Wichita St.	79 66		
												154	A	Kansas St.	69 109		
												168	H	North Dakota	75 52		
												218	A	Tulsa	65 67		
												247	A	Omaha	54 60		
												261	H	Texas St.	63 57		
												306	H	Houston Baptist	73 74		
												318	H	North Dakota St.	70 62		
LAST 10 Division I																	
				318	H	North Dakota St.	70 62	168	H	North Dakota	75 52						
				247	A	Omaha	54 60	136	A	Utah	58 78						
				90	A	South Dakota St.	44 58	145	A	Southern Utah	58 72						
				45	A	Oklahoma St.	44 78	143	H	Sam Houston St.	64 41						
				54	A	Nebraska	67 77	306	H	Houston Baptist	73 74						

Non-Div I Games: Rogers St. 80 40 Cent. Christian (KS114 60

Oral Roberts

Loss, Non-Conf, S Site, H Home A Away N Neutral

Oregon

Through Games Of Jan. 12, 2020

Average RPI Win:	136	WON-LOST	WINNING	LAST 10	STRENGTH OF	OPP. STRENGTH	TEAM	ADJ.	CONF.	ADJ CONF.
Average RPI Loss:	20	RECORD	PCT. RANK	GAMES	SCHEDULE	OF SCHEDULE	RPI	RPI	RPI	RPI
DIV. I ONLY	13- 2	21	8-2	23	65	12	12	1	1	
DIV. I NON-CONF.	10- 1	19	5-1	74	63	16	16	1	1	
TOTALS	RPI 1-25	RPI 26-50	W-L RECORDS	RPI 51-100	RPI 101-150	RPI 150+				
13- 2	0- 1	3- 1	OVERALL	3- 0	2- 0	5- 0				
8- 0	0- 0	1- 0	HOME	2- 0	1- 0	4- 0				
3- 1	0- 0	1- 1	AWAY	1- 0	0- 0	1- 0				
2- 1	0- 1	1- 0	NEUTRAL	0- 0	1- 0	0- 0				
10- 1	0- 1	1- 0	NON-CONFERENCE	3- 0	1- 0	5- 0				
6- 0	0- 0	0- 0	HOME	2- 0	0- 0	4- 0				
2- 0	0- 0	0- 0	AWAY	1- 0	0- 0	1- 0				
2- 1	0- 1	1- 0	NEUTRAL	0- 0	1- 0	0- 0				
3- 1	0- 0	2- 1	CONFERENCE	0- 0	1- 0	0- 0				
2- 0	0- 0	1- 0	HOME	0- 0	1- 0	0- 0				
1- 1	0- 0	1- 1	AWAY	0- 0	0- 0	0- 0				
0- 0	0- 0	0- 0	NEUTRAL	0- 0	0- 0	0- 0				

RPI S	Opponent	Score	RPI S	Opponent	Score	RPI S	Opponent	Score	RPI S	Opponent	Score
3 N	Louisville	62 72	37 A	Arizona St.	66 72	70 A	Syracuse	81 64	110 N	UT Arlington	91 54
			42 H	Colorado	104 46	90 H	South Dakota St.	95 56	136 H	Utah	88 51
			45 N	Oklahoma St.	89 72	99 H	Texas Southern	99 63	154 H	Kansas St.	89 51
			49 A	Arizona	71 64				177 H	Northeastern	89 47
									235 H	UC Riverside	84 41
									273 A	Long Beach St.	81 45
									292 H	Utah St.	109 52
LAST 10 Division I											
			37 A	Arizona St.	66 72	49 A	Arizona	71 64			
			136 H	Utah	88 51	273 A	Long Beach St.	81 45			
			42 H	Colorado	104 46	90 H	South Dakota St.	95 56			
			154 H	Kansas St.	89 51	3 N	Louisville	62 72			
			235 H	UC Riverside	84 41	110 N	UT Arlington	91 54			

Non-Div I Games: Corban 125 42

Oregon

Loss, Non-Conf, S Site, H Home A Away N Neutral

Average RPI Win:	116	WON-LOST	WINNING	LAST 10	STRENGTH OF	OPP. STRENGTH	TEAM	ADJ.	CONF.	ADJ CONF.
Average RPI Loss:	37	RECORD	PCT. RANK	GAMES	SCHEDULE	OF SCHEDULE	RPI	RPI	RPI	RPI
DIV. I ONLY	15- 1	5	9-1	16	18	5	5	1	1	
DIV. I NON-CONF.	12- 0	1	6-0	54	13	5	5	1	1	
TOTALS	RPI 1-25	RPI 26-50	W-L RECORDS	RPI 51-100	RPI 101-150	RPI 150+				
15- 1	2- 0	3- 1	OVERALL	3- 0	3- 0	4- 0				
10- 0	2- 0	1- 0	HOME	2- 0	2- 0	3- 0				
2- 1	0- 0	2- 1	AWAY	0- 0	0- 0	0- 0				
3- 0	0- 0	0- 0	NEUTRAL	1- 0	1- 0	1- 0				
12- 0	2- 0	1- 0	NON-CONFERENCE	3- 0	2- 0	4- 0				
8- 0	2- 0	0- 0	HOME	2- 0	1- 0	3- 0				
1- 0	0- 0	1- 0	AWAY	0- 0	0- 0	0- 0				
3- 0	0- 0	0- 0	NEUTRAL	1- 0	1- 0	1- 0				
3- 1	0- 0	2- 1	CONFERENCE	0- 0	1- 0	0- 0				
2- 0	0- 0	1- 0	HOME	0- 0	1- 0	0- 0				
1- 1	0- 0	1- 1	AWAY	0- 0	0- 0	0- 0				
0- 0	0- 0	0- 0	NEUTRAL	0- 0	0- 0	0- 0				

RPI	S	Opponent	Score	RPI	S	Opponent	Score	RPI	S	Opponent	Score	RPI	S	Opponent	Score
1	H	Missouri St.	80 69	32	A	Miami (FL)	75 53	64	H	Pacific	69 57	103	N	BYU	65 34
11	H	DePaul	98 77	37	A	Arizona St.	47 55	73	H	CSU Bakersfield	69 50	136	H	Utah	77 48
				42	H	Colorado	72 60	93	N	Liberty	68 55	145	H	Southern Utah	95 45
				49	A	Arizona	63 61					199	H	Hawaii	64 32
												238	N	Northern Ariz.	91 57
												260	H	UC Irvine	86 57
												292	H	Utah St.	75 46
LAST 10 Division I															
				49	A	Arizona	63 61	37	A	Arizona St.	47 55				
				42	H	Colorado	72 60	238	N	Northern Ariz.	91 57				
				136	H	Utah	77 48	292	H	Utah St.	75 46				
				73	H	CSU Bakersfield	69 50	199	H	Hawaii	64 32				
				103	N	BYU	65 34	93	N	Liberty	68 55				

Non-Div I Games:

Oregon St.

■ Loss,
 ■ Non-Conf, S Site,
 ■ Home
 ■ Away
 N Neutral

Pacific

Through Games Of Jan. 12, 2020

Average RPI Win:	230	WON-LOST	WINNING	LAST 10	STRENGTH OF	OPP. STRENGTH	TEAM	ADJ.	CONF.	ADJ CONF.
Average RPI Loss:	68	RECORD	PCT. RANK	GAMES	SCHEDULE	OF SCHEDULE	RPI	RPI	RPI	RPI
DIV. I ONLY	11- 6	90	5-5	129	111	64	64	11	11	
DIV. I NON-CONF.	7- 4	100	1-3	139	109	77	77	11	11	
TOTALS	RPI 1-25	RPI 26-50	W-L RECORDS	RPI 51-100	RPI 101-150	RPI 150+				
11- 6	0- 3	0- 0	OVERALL	1- 1	0- 1	10- 1				
6- 0	0- 0	0- 0	HOME	0- 0	0- 0	6- 0				
4- 5	0- 3	0- 0	AWAY	1- 1	0- 1	3- 0				
1- 1	0- 0	0- 0	NEUTRAL	0- 0	0- 0	1- 1				
7- 4	0- 2	0- 0	NON-CONFERENCE	1- 1	0- 0	6- 1				
4- 0	0- 0	0- 0	HOME	0- 0	0- 0	4- 0				
2- 3	0- 2	0- 0	AWAY	1- 1	0- 0	1- 0				
1- 1	0- 0	0- 0	NEUTRAL	0- 0	0- 0	1- 1				
4- 2	0- 1	0- 0	CONFERENCE	0- 0	0- 1	4- 0				
2- 0	0- 0	0- 0	HOME	0- 0	0- 0	2- 0				
2- 2	0- 1	0- 0	AWAY	0- 0	0- 1	2- 0				
0- 0	0- 0	0- 0	NEUTRAL	0- 0	0- 0	0- 0				

RPI 1-25				RPI 26-50				RPI 51-100 Team's RPI: 64				RPI 101+			
RPI	S	Opponent	Score	RPI	S	Opponent	Score	RPI	S	Opponent	Score	RPI	S	Opponent	Score
5	A	Oregon St.	57 69					73	A	CSU Bakersfield	70 80	140	A	Santa Clara	65 75
6	A	UCLA	57 68					80	A	Drexel	58 51	155	A	Portland	77 73
7	A	Gonzaga	67 68									175	N	Toledo	65 66
												194	H	SMU	77 49
												220	A	San Francisco	84 61
												230	H	Pepperdine	64 63
												237	H	UMKC	89 60
												264	H	LMU (CA)	76 67
												274	H	Indiana St.	83 66
												285	A	UC Santa Barbara	63 53
												297	H	Weber St.	76 53
												298	N	St. Francis Brooklyn	71 62
LAST 10 Division I															
155	A	Portland	77 73	7	A	Gonzaga	67 68								
230	H	Pepperdine	64 63	175	N	Toledo	65 66								
264	H	LMU (CA)	76 67	298	N	St. Francis Brooklyn	71 62								
220	A	San Francisco	84 61	6	A	UCLA	57 68								
140	A	Santa Clara	65 75	73	A	CSU Bakersfield	70 80								

Non-Div I Games:

Pacific

■ Loss,
 ■ Non-Conf,
 ■ S Site,
 ■ H Home
 ■ A Away
 N Neutral

Average RPI Win:	220	WON-LOST	WINNING	LAST 10	STRENGTH OF	OPP. STRENGTH	TEAM	ADJ.	CONF.	ADJ CONF.
Average RPI Loss:	31	RECORD	PCT. RANK	GAMES	SCHEDULE	OF SCHEDULE	RPI	RPI	RPI	RPI
DIV. I ONLY	9- 2	31	8-2	313	47	108	108	8	8	
DIV. I NON-CONF.	9- 1	26	8-1	340	35	101	101	9	9	
TOTALS	RPI 1-25	RPI 26-50	W-L RECORDS	RPI 51-100	RPI 101-150	RPI 150+				
9- 2	0- 1	0- 1	OVERALL	1- 0	1- 0	7- 0				
5- 1	0- 1	0- 0	HOME	1- 0	0- 0	4- 0				
4- 1	0- 0	0- 1	AWAY	0- 0	1- 0	3- 0				
0- 0	0- 0	0- 0	NEUTRAL	0- 0	0- 0	0- 0				
9- 1	0- 0	0- 1	NON-CONFERENCE	1- 0	1- 0	7- 0				
5- 0	0- 0	0- 0	HOME	1- 0	0- 0	4- 0				
4- 1	0- 0	0- 1	AWAY	0- 0	1- 0	3- 0				
0- 0	0- 0	0- 0	NEUTRAL	0- 0	0- 0	0- 0				
0- 1	0- 1	0- 0	CONFERENCE	0- 0	0- 0	0- 0				
0- 1	0- 1	0- 0	HOME	0- 0	0- 0	0- 0				
0- 0	0- 0	0- 0	AWAY	0- 0	0- 0	0- 0				
0- 0	0- 0	0- 0	NEUTRAL	0- 0	0- 0	0- 0				

RPI 1-25				RPI 26-50				RPI 51-100				RPI 101+				Team's RPI: 108
RPI	S	Opponent	Score	RPI	S	Opponent	Score	RPI	S	Opponent	Score	RPI	S	Opponent	Score	
20	H	Princeton	55 75	41	A	Duke	50 66	80	H	Drexel	53 49	146	A	Saint Joseph's	55 45	
												156	H	Iona	74 42	
												199	A	Hawaii	70 55	
												209	A	La Salle	65 49	
												224	H	Stetson	81 41	
												309	H	Siena	92 44	
												316	A	NJIT	85 51	
												342	H	Hartford	74 46	
LAST 10 Division I																
199	A	Hawaii	70 55	20	H	Princeton	55 75	41	A	Duke	50 66	146	A	Saint Joseph's	55 45	
80	H	Drexel	53 49	156	H	Iona	74 42	316	A	NJIT	85 51					
224	H	Stetson	81 41													
209	A	La Salle	65 49													
342	H	Hartford	74 46													

Non-Div I Games: Chaminade 90 39

Penn

Average RPI Win:	207	WON-LOST	WINNING	LAST 10	STRENGTH OF	OPP. STRENGTH	TEAM	ADJ.	CONF.	ADJ CONF.
Average RPI Loss:	119	RECORD	PCT. RANK	GAMES	SCHEDULE	OF SCHEDULE	RPI	RPI	RPI	RPI
DIV. I ONLY	7- 9	207	4-6	150	97	205	205	2	2	
DIV. I NON-CONF.	6- 5	151	3-2	241	219	222	222	2	2	
TOTALS	RPI 1-25	RPI 26-50	W-L RECORDS	RPI 51-100	RPI 101-150	RPI 150+				
7- 9	0- 1	0- 1	OVERALL	1- 2	1- 2	5- 3				
5- 4	0- 0	0- 0	HOME	1- 1	1- 1	3- 2				
1- 4	0- 1	0- 1	AWAY	0- 1	0- 1	1- 0				
1- 1	0- 0	0- 0	NEUTRAL	0- 0	0- 0	1- 1				
6- 5	0- 1	0- 0	NON-CONFERENCE	0- 0	1- 1	5- 3				
4- 3	0- 0	0- 0	HOME	0- 0	1- 1	3- 2				
1- 1	0- 1	0- 0	AWAY	0- 0	0- 0	1- 0				
1- 1	0- 0	0- 0	NEUTRAL	0- 0	0- 0	1- 1				
1- 4	0- 0	0- 1	CONFERENCE	1- 2	0- 1	0- 0				
1- 1	0- 0	0- 0	HOME	1- 1	0- 0	0- 0				
0- 3	0- 0	0- 1	AWAY	0- 1	0- 1	0- 0				
0- 0	0- 0	0- 0	NEUTRAL	0- 0	0- 0	0- 0				

RPI 1-25				RPI 26-50				RPI 51-100				RPI 101+ Team's RPI: 205			
RPI	S	Opponent	Score	RPI	S	Opponent	Score	RPI	S	Opponent	Score	RPI	S	Opponent	Score
20	A	Princeton	55 72	30	A	Ohio St.	70 80	57	H	Minnesota	74 81	112	A	Wisconsin	65 71
								59	A	Michigan	48 82	119	H	Rider	70 78
								96	H	Michigan St.	86 73	130	H	Fordham	72 59
												171	H	Clemson	68 55
												192	H	George Mason	68 78
												204	A	Towson	73 67
												209	H	La Salle	67 69
												241	H	Sacred Heart	88 65
												273	N	Long Beach St.	56 64
												293	H	Pittsburgh	78 73
												315	N	N.C. Central	92 68
LAST 10 Division I															
96	H	Michigan St.	86 73	30	A	Ohio St.	70 80	20	A	Princeton	55 72				
112	A	Wisconsin	65 71	293	H	Pittsburgh	78 73								
59	A	Michigan	48 82	315	N	N.C. Central	92 68								
57	H	Minnesota	74 81	273	N	Long Beach St.	56 64								
241	H	Sacred Heart	88 65												

Non-Div I Games:

Penn St.

Pepperdine

Through Games Of Jan. 12, 2020

Average RPI Win:	244	WON-LOST	WINNING	LAST 10	STRENGTH OF	OPP. STRENGTH	TEAM	ADJ.	CONF.	ADJ CONF.
Average RPI Loss:	120	RECORD	PCT. RANK	GAMES	SCHEDULE	OF SCHEDULE	RPI	RPI	RPI	RPI
DIV. I ONLY	7- 7	168	5-5	293	91	230	230	11	11	
DIV. I NON-CONF.	4- 4	163	2-2	334	115	282	282	11	11	
TOTALS	RPI 1-25	RPI 26-50	W-L RECORDS	RPI 51-100	RPI 101-150	RPI 150+				
7- 7	0- 0	0- 0	OVERALL	0- 3	1- 2	6- 2				
5- 3	0- 0	0- 0	HOME	0- 0	1- 1	4- 2				
2- 4	0- 0	0- 0	AWAY	0- 3	0- 1	2- 0				
0- 0	0- 0	0- 0	NEUTRAL	0- 0	0- 0	0- 0				
4- 4	0- 0	0- 0	NON-CONFERENCE	0- 2	0- 0	4- 2				
2- 2	0- 0	0- 0	HOME	0- 0	0- 0	2- 2				
2- 2	0- 0	0- 0	AWAY	0- 2	0- 0	2- 0				
0- 0	0- 0	0- 0	NEUTRAL	0- 0	0- 0	0- 0				
3- 3	0- 0	0- 0	CONFERENCE	0- 1	1- 2	2- 0				
3- 1	0- 0	0- 0	HOME	0- 0	1- 1	2- 0				
0- 2	0- 0	0- 0	AWAY	0- 1	0- 1	0- 0				
0- 0	0- 0	0- 0	NEUTRAL	0- 0	0- 0	0- 0				

RPI 1-25				RPI 26-50				RPI 51-100				RPI 101+				Team's RPI: 230	
RPI	S	Opponent	Score	RPI	S	Opponent	Score	RPI	S	Opponent	Score	RPI	S	Opponent	Score		
								53	A	Washington St.	48	85	103	H	BYU	47	65
								64	A	Pacific	63	64	128	A	Saint Mary's (CA)	78	85
								94	A	Boise St.	74	76	140	H	Santa Clara	79	71
													189	H	San Diego	73	57
													199	H	Hawaii	51	52
													201	H	UNLV	44	69
													220	H	San Francisco	82	70
													233	H	UC Davis	70	67
													290	A	Eastern Wash.	53	52
													304	A	New Mexico St.	72	69
													329	H	Cal Poly	63	53
LAST 10 Division I																	
140	H	Santa Clara	79	71	220	H	San Francisco	82	70								
64	A	Pacific	63	64	94	A	Boise St.	74	76								
128	A	Saint Mary's (CA)	78	85	233	H	UC Davis	70	67								
103	H	BYU	47	65	201	H	UNLV	44	69								
189	H	San Diego	73	57	290	A	Eastern Wash.	53	52								

Non-Div I Games: Concordia (CA) 76 57 Cal St. L.A. 79 56

Pepperdine

Loss, Non-Conf, S Site, H Home A Away N Neutral

Average RPI Win: 310	WON-LOST	WINNING	LAST 10	STRENGTH OF	OPP. STRENGTH	TEAM	ADJ.	CONF.	ADJ CONF.
Average RPI Loss: 117	RECORD	PCT. RANK	GAMES	SCHEDULE	OF SCHEDULE	RPI	RPI	RPI	RPI
DIV. I ONLY	3- 12	309	1-9	142	200	293	293	3	3
DIV. I NON-CONF.	3- 8	268	1-5	187	289	302	302	3	3
TOTALS	RPI 1-25	RPI 26-50	W-L RECORDS	RPI 51-100	RPI 101-150	RPI 150+			
3- 12	0- 0	0- 1	OVERALL	0- 5	0- 3	3- 3			
2- 6	0- 0	0- 0	HOME	0- 2	0- 2	2- 2			
0- 5	0- 0	0- 1	AWAY	0- 2	0- 1	0- 1			
1- 1	0- 0	0- 0	NEUTRAL	0- 1	0- 0	1- 0			
3- 8	0- 0	0- 0	NON-CONFERENCE	0- 3	0- 2	3- 3			
2- 4	0- 0	0- 0	HOME	0- 1	0- 1	2- 2			
0- 3	0- 0	0- 0	AWAY	0- 1	0- 1	0- 1			
1- 1	0- 0	0- 0	NEUTRAL	0- 1	0- 0	1- 0			
0- 4	0- 0	0- 1	CONFERENCE	0- 2	0- 1	0- 0			
0- 2	0- 0	0- 0	HOME	0- 1	0- 1	0- 0			
0- 2	0- 0	0- 1	AWAY	0- 1	0- 0	0- 0			
0- 0	0- 0	0- 0	NEUTRAL	0- 0	0- 0	0- 0			

RPI 1-25				RPI 26-50				RPI 51-100				RPI 101+ Team's RPI: 293			
RPI	S	Opponent	Score	RPI	S	Opponent	Score	RPI	S	Opponent	Score	RPI	S	Opponent	Score
				38	A	Virginia Tech	56 68	63	A	UCF	58 74	111	H	Duquesne	62 81
								68	A	North Carolina	62 70	118	A	Cincinnati	53 69
								85	N	Ohio	50 72	124	H	Notre Dame	52 60
								86	H	Stony Brook	56 59	160	H	Miami (OH)	71 80
								100	H	Boston College	70 79	205	A	Penn St.	73 78
												242	H	Georgetown	56 66
												254	N	Ole Miss	58 50
												338	H	Central Conn. St.	81 73
												339	H	Fairleigh Dickinson	69 60
LAST 10 Division I															
100	H	Boston College	70 79	38	A	Virginia Tech	56 68	86	H	Stony Brook	56 59	205	A	Penn St.	73 78
124	H	Notre Dame	52 60					254	N	Ole Miss	58 50				
68	A	North Carolina	62 70					85	N	Ohio	50 72				
118	A	Cincinnati	53 69												
160	H	Miami (OH)	71 80												

Non-Div I Games:

Pittsburgh

■ Loss,
 ■ Non-Conf,
 ■ S Site,
 ■ H Home
 ■ A Away
 N Neutral

Average RPI Win:	210	WON-LOST	WINNING	LAST 10	STRENGTH OF	OPP. STRENGTH	TEAM	ADJ.	CONF.	ADJ CONF.
Average RPI Loss:	136	RECORD	PCT. RANK	GAMES	SCHEDULE	OF SCHEDULE	RPI	RPI	RPI	RPI
DIV. I ONLY	7- 7	168	4-6	124	209	155	155	11	11	
DIV. I NON-CONF.	5- 4	140	2-3	226	323	194	194	11	11	
TOTALS	RPI 1-25	RPI 26-50	W-L RECORDS	RPI 51-100	RPI 101-150	RPI 150+				
7- 7	0- 1	0- 0	OVERALL	0- 1	3- 2	4- 3				
3- 4	0- 0	0- 0	HOME	0- 1	2- 2	1- 1				
4- 3	0- 1	0- 0	AWAY	0- 0	1- 0	3- 2				
0- 0	0- 0	0- 0	NEUTRAL	0- 0	0- 0	0- 0				
5- 4	0- 0	0- 0	NON-CONFERENCE	0- 0	1- 2	4- 2				
2- 3	0- 0	0- 0	HOME	0- 0	1- 2	1- 1				
3- 1	0- 0	0- 0	AWAY	0- 0	0- 0	3- 1				
0- 0	0- 0	0- 0	NEUTRAL	0- 0	0- 0	0- 0				
2- 3	0- 1	0- 0	CONFERENCE	0- 1	2- 0	0- 1				
1- 1	0- 0	0- 0	HOME	0- 1	1- 0	0- 0				
1- 2	0- 1	0- 0	AWAY	0- 0	1- 0	0- 1				
0- 0	0- 0	0- 0	NEUTRAL	0- 0	0- 0	0- 0				

RPI 1-25				RPI 26-50				RPI 51-100				RPI 101+ Team's RPI: 155			
RPI	S	Opponent	Score	RPI	S	Opponent	Score	RPI	S	Opponent	Score	RPI	S	Opponent	Score
7	A	Gonzaga	57 62					64	H	Pacific	73 77	103	A	BYU	57 48
												114	H	Fresno St.	75 64
												116	H	Abilene Christian	69 76
												117	H	Loyola Chicago	64 78
												128	H	Saint Mary's (CA)	78 65
												189	A	San Diego	55 74
												208	H	Portland St.	71 77
												223	H	Grand Canyon	73 41
												252	A	CSUN	64 73
												292	A	Utah St.	70 64
												297	A	Weber St.	78 59
												312	A	Air Force	72 56
LAST 10 Division I															
64	H	Pacific	73 77	128	H	Saint Mary's (CA)	78 65								
103	A	BYU	57 48	223	H	Grand Canyon	73 41								
189	A	San Diego	55 74	117	H	Loyola Chicago	64 78								
7	A	Gonzaga	57 62	116	H	Abilene Christian	69 76								
208	H	Portland St.	71 77	312	A	Air Force	72 56								

Non-Div I Games: Warner Pacific 78 36 Willamette 82 42

Portland

■ Loss,
 ■ Non-Conf,
 ■ S Site,
 ■ H Home
 ■ A Away
 N Neutral

Average RPI Win:	226	WON-LOST	WINNING	LAST 10	STRENGTH OF	OPP. STRENGTH	TEAM	ADJ.	CONF.	ADJ CONF.
Average RPI Loss:	159	RECORD	PCT. RANK	GAMES	SCHEDULE	OF SCHEDULE	RPI	RPI	RPI	RPI
DIV. I ONLY	7- 7	168	6-4	256	184	208	208	20	20	
DIV. I NON-CONF.	5- 4	140	4-1	259	230	168	168	17	17	
TOTALS	RPI 1-25	RPI 26-50	W-L RECORDS	RPI 51-100	RPI 101-150	RPI 150+				
7- 7	0- 0	0- 0	OVERALL	0- 2	1- 2	6- 3				
4- 2	0- 0	0- 0	HOME	0- 1	1- 1	3- 0				
3- 4	0- 0	0- 0	AWAY	0- 1	0- 1	3- 2				
0- 1	0- 0	0- 0	NEUTRAL	0- 0	0- 0	0- 1				
5- 4	0- 0	0- 0	NON-CONFERENCE	0- 2	0- 0	5- 2				
2- 1	0- 0	0- 0	HOME	0- 1	0- 0	2- 0				
3- 2	0- 0	0- 0	AWAY	0- 1	0- 0	3- 1				
0- 1	0- 0	0- 0	NEUTRAL	0- 0	0- 0	0- 1				
2- 3	0- 0	0- 0	CONFERENCE	0- 0	1- 2	1- 1				
2- 1	0- 0	0- 0	HOME	0- 0	1- 1	1- 0				
0- 2	0- 0	0- 0	AWAY	0- 0	0- 1	0- 1				
0- 0	0- 0	0- 0	NEUTRAL	0- 0	0- 0	0- 0				

RPI 1-25				RPI 26-50				RPI 51-100				RPI 101+				Team's RPI: 208	
RPI	S	Opponent	Score	RPI	S	Opponent	Score	RPI	S	Opponent	Score	RPI	S	Opponent	Score		
								82	H	Tennessee	61	88	115	H	Montana St.	62	73
								94	A	Boise St.	57	82	122	H	Idaho	74	53
													145	A	Southern Utah	58	71
													155	A	Portland	77	71
													181	A	Northern Colo.	58	77
													223	H	Grand Canyon	69	46
													233	A	UC Davis	76	70
													237	A	UMKC	69	87
													260	A	UC Irvine	70	61
													260	N	UC Irvine	75	83
													290	H	Eastern Wash.	75	58
													301	H	Nevada	80	75
LAST 10 Division I																	
				290	H	Eastern Wash.	75	58					115	H	Montana St.	62	73
				122	H	Idaho	74	53					155	A	Portland	77	71
				145	A	Southern Utah	58	71					223	H	Grand Canyon	69	46
				181	A	Northern Colo.	58	77					260	A	UC Irvine	70	61
				82	H	Tennessee	61	88					233	A	UC Davis	76	70

Non-Div I Games: Multnomah 104 48

Portland St.

Average RPI Win:	0	WON-LOST	WINNING	LAST 10	STRENGTH OF	OPP. STRENGTH	TEAM	ADJ.	CONF.	ADJ CONF.
Average RPI Loss:	142	RECORD	PCT. RANK	GAMES	SCHEDULE	OF SCHEDULE	RPI	RPI	RPI	RPI
DIV. I ONLY	0- 12	345	0-10	86	191	307	307	31	31	
DIV. I NON-CONF.	0- 9	338	0-7	14	175	258	258	29	29	
TOTALS	RPI 1-25	RPI 26-50	W-L RECORDS	RPI 51-100	RPI 101-150	RPI 150+				
0- 12	0- 1	0- 2	OVERALL	0- 1	0- 3	0- 5				
0- 3	0- 0	0- 0	HOME	0- 0	0- 1	0- 2				
0- 7	0- 1	0- 2	AWAY	0- 1	0- 2	0- 1				
0- 2	0- 0	0- 0	NEUTRAL	0- 0	0- 0	0- 2				
0- 9	0- 1	0- 2	NON-CONFERENCE	0- 0	0- 3	0- 3				
0- 1	0- 0	0- 0	HOME	0- 0	0- 1	0- 0				
0- 6	0- 1	0- 2	AWAY	0- 0	0- 2	0- 1				
0- 2	0- 0	0- 0	NEUTRAL	0- 0	0- 0	0- 2				
0- 3	0- 0	0- 0	CONFERENCE	0- 1	0- 0	0- 2				
0- 2	0- 0	0- 0	HOME	0- 0	0- 0	0- 2				
0- 1	0- 0	0- 0	AWAY	0- 1	0- 0	0- 0				
0- 0	0- 0	0- 0	NEUTRAL	0- 0	0- 0	0- 0				

RPI 1-25				RPI 26-50				RPI 51-100				RPI 101+ Team's RPI: 307			
RPI	S	Opponent	Score	RPI	S	Opponent	Score	RPI	S	Opponent	Score	RPI	S	Opponent	Score
19	A	Texas A&M	38 80	39	A	Oklahoma	48 94	99	A	Texas Southern	65 88	112	A	Wisconsin	42 68
				49	A	Arizona	48 83					133	H	Florida	44 51
												138	A	Rice	55 77
												160	N	Miami (OH)	52 65
												193	N	A&M-Corpus Christi	52 64
												207	A	Texas Tech	48 82
												229	H	Southern U.	48 68
												331	H	Alcorn	63 68
LAST 10 Division I															
229	H	Southern U.	48 68	99	A	Texas Southern	65 88	133	H	Florida	44 51	19	A	Texas A&M	38 80
331	H	Alcorn	63 68	49	A	Arizona	48 83	193	N	A&M-Corpus Christi	52 64				
112	A	Wisconsin	42 68												
207	A	Texas Tech	48 82												
138	A	Rice	55 77												

Non-Div I Games: Huston-Tillotson 79 60 Wiley 75 42 Tex. A&M-Kingsville85 55

Presbyterian

Through Games Of Jan. 12, 2020

Average RPI Win:	287	WON-LOST	WINNING	LAST 10	STRENGTH OF	OPP. STRENGTH	TEAM	ADJ.	CONF.	ADJ CONF.
Average RPI Loss:	194	RECORD	PCT. RANK	GAMES	SCHEDULE	OF SCHEDULE	RPI	RPI	RPI	RPI
DIV. I ONLY	2- 10	317	1-9	188	340	303	303	27	27	
DIV. I NON-CONF.	2- 5	259	1-4	183	293	249	249	27	27	
TOTALS	RPI 1-25	RPI 26-50	W-L RECORDS	RPI 51-100	RPI 101-150	RPI 150+				
2- 10	0- 1	0- 0	OVERALL	0- 0	0- 2	2- 7				
1- 3	0- 0	0- 0	HOME	0- 0	0- 0	1- 3				
1- 7	0- 1	0- 0	AWAY	0- 0	0- 2	1- 4				
0- 0	0- 0	0- 0	NEUTRAL	0- 0	0- 0	0- 0				
2- 5	0- 1	0- 0	NON-CONFERENCE	0- 0	0- 2	2- 2				
1- 1	0- 0	0- 0	HOME	0- 0	0- 0	1- 1				
1- 4	0- 1	0- 0	AWAY	0- 0	0- 2	1- 1				
0- 0	0- 0	0- 0	NEUTRAL	0- 0	0- 0	0- 0				
0- 5	0- 0	0- 0	CONFERENCE	0- 0	0- 0	0- 5				
0- 2	0- 0	0- 0	HOME	0- 0	0- 0	0- 2				
0- 3	0- 0	0- 0	AWAY	0- 0	0- 0	0- 3				
0- 0	0- 0	0- 0	NEUTRAL	0- 0	0- 0	0- 0				

RPI S	Opponent	Score	RPI S	Opponent	Score	RPI S	Opponent	Score	RPI S	Opponent	Score	Team's RPI: 303
22	A West Virginia	40 56							127	A Illinois	52 71	
									133	A Florida	46 60	
									167	H Hampton	42 71	
									191	A UNC Asheville	39 54	
									225	H UNCW	60 70	
									227	H Col. of Charleston	58 54	
									239	H Longwood	60 71	
									253	A Winthrop	54 61	
									289	A Radford	42 54	
									294	A Wofford	60 67	
									346	A South Carolina St.	70 49	
LAST 10 Division I												
167	H Hampton	42 71	253	A Winthrop	54 61							
239	H Longwood	60 71	127	A Illinois	52 71							
289	A Radford	42 54	294	A Wofford	60 67							
191	A UNC Asheville	39 54	227	H Col. of Charleston	58 54							
225	H UNCW	60 70	133	A Florida	46 60							

Non-Div I Games: William Peace 72 35 Brevard 74 45

Presbyterian

Loss, Non-Conf, S Site, H Home A Away N Neutral

Average RPI Win: 170		WON-LOST	WINNING	LAST 10	STRENGTH OF	OPP. STRENGTH	TEAM	ADJ.	CONF.	ADJ CONF.
Average RPI Loss: 10		RECORD	PCT. RANK	GAMES	SCHEDULE	OF SCHEDULE	RPI	RPI	RPI	RPI
DIV. I ONLY		13- 1	9	9-1	84	128	20	20	8	8
DIV. I NON-CONF.		12- 1	9	8-1	133	97	20	20	9	9
TOTALS		RPI 1-25	RPI 26-50		W-L RECORDS		RPI 51-100	RPI 101-150	RPI 150+	
13- 1	0- 1	1- 0		OVERALL		3- 0	3- 0	6- 0		
7- 0	0- 0	1- 0		HOME		0- 0	1- 0	5- 0		
6- 1	0- 1	0- 0		AWAY		3- 0	2- 0	1- 0		
0- 0	0- 0	0- 0		NEUTRAL		0- 0	0- 0	0- 0		
12- 1	0- 1	1- 0		NON-CONFERENCE		3- 0	2- 0	6- 0		
7- 0	0- 0	1- 0		HOME		0- 0	1- 0	5- 0		
5- 1	0- 1	0- 0		AWAY		3- 0	1- 0	1- 0		
0- 0	0- 0	0- 0		NEUTRAL		0- 0	0- 0	0- 0		
1- 0	0- 0	0- 0		CONFERENCE		0- 0	1- 0	0- 0		
0- 0	0- 0	0- 0		HOME		0- 0	0- 0	0- 0		
1- 0	0- 0	0- 0		AWAY		0- 0	1- 0	0- 0		
0- 0	0- 0	0- 0		NEUTRAL		0- 0	0- 0	0- 0		

RPI	S	Opponent	Score	RPI	S	Opponent	Score	RPI	S	Opponent	Score	RPI	S	Opponent	Score
10	A	Iowa	75 77	36	H	FGCU	67 53	62	A	Seton Hall	78 76	108	A	Penn	75 55
								69	A	Marist	62 50	119	H	Rider	80 47
								91	A	Saint Louis	66 50	134	A	George Washington	75 50
												163	A	Missouri	68 33
												205	H	Penn St.	72 55
												279	H	Monmouth	52 40
												298	H	St. Francis Brooklyn	76 44
												305	H	New Hampshire	77 37
												342	H	Hartford	73 42
LAST 10 Division I															
305	H	New Hampshire	77 37	108	A	Penn	75 55								
91	A	Saint Louis	66 50	69	A	Marist	62 50								
163	A	Missouri	68 33	298	H	St. Francis Brooklyn	76 44								
205	H	Penn St.	72 55	279	H	Monmouth	52 40								
342	H	Hartford	73 42	10	A	Iowa	75 77								

Non-Div I Games:

Princeton

■ Loss,
 ■ Non-Conf, S Site,
 ■ Home
 ■ Away
 N Neutral

Average RPI Win:	221	WON-LOST	WINNING	LAST 10	STRENGTH OF	OPP. STRENGTH	TEAM	ADJ.	CONF.	ADJ CONF.
Average RPI Loss:	84	RECORD	PCT. RANK	GAMES	SCHEDULE	OF SCHEDULE	RPI	RPI	RPI	RPI
DIV. I ONLY	9- 8	164	3-7	133	118	105	105	6	6	
DIV. I NON-CONF.	9- 3	64	3-2	201	240	69	69	6	6	
TOTALS	RPI 1-25	RPI 26-50	W-L RECORDS	RPI 51-100	RPI 101-150	RPI 150+				
9- 8	0- 2	0- 1	OVERALL	1- 3	2- 0	6- 2				
2- 2	0- 1	0- 1	HOME	1- 0	0- 0	1- 0				
5- 5	0- 1	0- 0	AWAY	0- 2	2- 0	3- 2				
2- 1	0- 0	0- 0	NEUTRAL	0- 1	0- 0	2- 0				
9- 3	0- 0	0- 0	NON-CONFERENCE	1- 2	2- 0	6- 1				
2- 0	0- 0	0- 0	HOME	1- 0	0- 0	1- 0				
5- 2	0- 0	0- 0	AWAY	0- 1	2- 0	3- 1				
2- 1	0- 0	0- 0	NEUTRAL	0- 1	0- 0	2- 0				
0- 5	0- 2	0- 1	CONFERENCE	0- 1	0- 0	0- 1				
0- 2	0- 1	0- 1	HOME	0- 0	0- 0	0- 0				
0- 3	0- 1	0- 0	AWAY	0- 1	0- 0	0- 1				
0- 0	0- 0	0- 0	NEUTRAL	0- 0	0- 0	0- 0				

RPI S	Opponent	Score	RPI S	Opponent	Score	RPI S	Opponent	Score	RPI S	Opponent	Score	Team's RPI: 105
11	H DePaul	67 80	31	H Marquette	50 60	51	A Yale	79 82	120	A Massachusetts	72 63	
14	A Creighton	63 72				66	N Ball St.	51 52	136	A Utah	67 60	
						88	A Villanova	49 51	170	A New Mexico	68 86	
						100	H Boston College	76 60	198	N Rhode Island	58 51	
									228	H UMass Lowell	63 38	
									242	A Georgetown	53 62	
									264	N LMU (CA)	48 45	
									279	A Monmouth	68 52	
									321	A Bryant	76 32	
									342	A Hartford	75 57	
LAST 10 Division I												
31	H Marquette	50 60	14	A Creighton	63 72							
11	H DePaul	67 80	66	N Ball St.	51 52							
242	A Georgetown	53 62	170	A New Mexico	68 86							
88	A Villanova	49 51	136	A Utah	67 60							
264	N LMU (CA)	48 45	198	N Rhode Island	58 51							

Non-Div I Games:

Providence

■ Loss,
■ Non-Conf,
■ S Site,
■ H Home
■ A Away
N Neutral

Average RPI Win:	137	WON-LOST	WINNING	LAST 10	STRENGTH OF	OPP. STRENGTH	TEAM	ADJ.	CONF.	ADJ CONF.
Average RPI Loss:	16	RECORD	PCT. RANK	GAMES	SCHEDULE	OF SCHEDULE	RPI	RPI	RPI	RPI
DIV. I ONLY	11- 6	90	5-5	12	5	27	27	2	2	
DIV. I NON-CONF.	9- 3	64	3-2	57	11	26	26	2	2	
TOTALS	RPI 1-25	RPI 26-50	W-L RECORDS	RPI 51-100	RPI 101-150	RPI 150+				
11- 6	1- 5	3- 1	OVERALL	0- 0	2- 0	5- 0				
7- 1	0- 1	1- 0	HOME	0- 0	2- 0	4- 0				
2- 4	0- 3	1- 1	AWAY	0- 0	0- 0	1- 0				
2- 1	1- 1	1- 0	NEUTRAL	0- 0	0- 0	0- 0				
9- 3	1- 2	2- 1	NON-CONFERENCE	0- 0	1- 0	5- 0				
6- 0	0- 0	1- 0	HOME	0- 0	1- 0	4- 0				
1- 2	0- 1	0- 1	AWAY	0- 0	0- 0	1- 0				
2- 1	1- 1	1- 0	NEUTRAL	0- 0	0- 0	0- 0				
2- 3	0- 3	1- 0	CONFERENCE	0- 0	1- 0	0- 0				
1- 1	0- 1	0- 0	HOME	0- 0	1- 0	0- 0				
1- 2	0- 2	1- 0	AWAY	0- 0	0- 0	0- 0				
0- 0	0- 0	0- 0	NEUTRAL	0- 0	0- 0	0- 0				

RPI 1-25				RPI 26-50				Team's RPI: 27	RPI 51-100				RPI 101+			
RPI	S	Opponent	Score	RPI	S	Opponent	Score		RPI	S	Opponent	Score	RPI	S	Opponent	Score
2	A	South Carolina	49 85	30	A	Ohio St.	66 50						112	H	Wisconsin	72 61
7	N	Gonzaga	50 63	37	N	Arizona St.	59 52						123	H	Kent St.	77 64
9	A	Indiana	48 66	38	A	Virginia Tech	54 67						200	H	Bowling Green	81 74
15	A	Northwestern	56 61	47	H	Western Ky.	67 50						212	H	Northern Ill.	68 63
23	N	Drake	67 47										221	A	Chattanooga	66 34
25	H	Rutgers	53 59										231	H	Western Ill.	66 59
													268	H	Milwaukee	68 55
LAST 10 Division I																
9	A	Indiana	48 66	15	A	Northwestern	56 61									
25	H	Rutgers	53 59	47	H	Western Ky.	67 50									
112	H	Wisconsin	72 61	2	A	South Carolina	49 85									
30	A	Ohio St.	66 50	123	H	Kent St.	77 64									
200	H	Bowling Green	81 74	38	A	Virginia Tech	54 67									

Non-Div I Games:

Purdue

■ Loss,
■ Non-Conf,
■ S Site,
■ H Home
■ A Away
N Neutral

Average RPI Win:	329	WON-LOST	WINNING	LAST 10	STRENGTH OF	OPP. STRENGTH	TEAM	ADJ.	CONF.	ADJ CONF.
Average RPI Loss:	169	RECORD	PCT. RANK	GAMES	SCHEDULE	OF SCHEDULE	RPI	RPI	RPI	RPI
DIV. I ONLY	2- 13	327	1-9	174	315	320	320	18	18	
DIV. I NON-CONF.	2- 9	304	1-5	263	322	330	330	19	19	
TOTALS	RPI 1-25	RPI 26-50	W-L RECORDS	RPI 51-100	RPI 101-150	RPI 150+				
2- 13	0- 0	0- 1	OVERALL	0- 2	0- 2	2- 8				
2- 4	0- 0	0- 1	HOME	0- 2	0- 0	2- 1				
0- 6	0- 0	0- 0	AWAY	0- 0	0- 1	0- 5				
0- 3	0- 0	0- 0	NEUTRAL	0- 0	0- 1	0- 2				
2- 9	0- 0	0- 0	NON-CONFERENCE	0- 1	0- 2	2- 6				
2- 2	0- 0	0- 0	HOME	0- 1	0- 0	2- 1				
0- 4	0- 0	0- 0	AWAY	0- 0	0- 1	0- 3				
0- 3	0- 0	0- 0	NEUTRAL	0- 0	0- 1	0- 2				
0- 4	0- 0	0- 1	CONFERENCE	0- 1	0- 0	0- 2				
0- 2	0- 0	0- 1	HOME	0- 1	0- 0	0- 0				
0- 2	0- 0	0- 0	AWAY	0- 0	0- 0	0- 2				
0- 0	0- 0	0- 0	NEUTRAL	0- 0	0- 0	0- 0				

RPI 1-25			RPI 26-50			RPI 51-100			RPI 101+			Team's RPI: 320
RPI	S	Opponent	Score	RPI	S	Opponent	Score	RPI	S	Opponent	Score	
				40	H	South Dakota	41 62	66	H	Ball St.	52 83	123 N Kent St. 67 75
								90	H	South Dakota St.	69 100	132 A Butler 58 85
												166 A Akron 53 64
												168 A North Dakota 85 91
												186 A Eastern Mich. 40 64
												190 H Southeast Mo. St. 48 58
												207 N Texas Tech 48 82
												231 A Western Ill. 68 79
												279 N Monmouth 46 60
												317 A SIUE 53 57
												327 H Evansville 67 64
												330 H UIC 61 50
LAST 10 Division I												
231	A	Western Ill.	68 79	90	H	South Dakota St.	69 100	186	A	Eastern Mich.	40 64	
168	A	North Dakota	85 91	40	H	South Dakota	41 62	317	A	SIUE	53 57	
				132	A	Butler	58 85	279	N	Monmouth	46 60	
				327	H	Evansville	67 64	207	N	Texas Tech	48 82	

Non-Div I Games: Heidelberg 82 55 Purdue Northwest 73 50

Purdue Fort Wayne

■ Loss,
 ■ Non-Conf,
 ■ S Site,
 ■ H Home
 ■ A Away
 N Neutral

Quinnipiac

Through Games Of Jan. 12, 2020

Average RPI Win:	230	WON-LOST	WINNING	LAST 10	STRENGTH OF	OPP. STRENGTH	TEAM	ADJ.	CONF.	ADJ CONF.
Average RPI Loss:	96	RECORD	PCT. RANK	GAMES	SCHEDULE	OF SCHEDULE	RPI	RPI	RPI	RPI
DIV. I ONLY	5- 8	229	4-6	137	151	206	206	24	24	
DIV. I NON-CONF.	3- 6	235	2-4	73	108	189	189	24	24	
TOTALS	RPI 1-25	RPI 26-50	W-L RECORDS	RPI 51-100	RPI 101-150	RPI 150+				
5- 8	0- 1	0- 0	OVERALL	1- 3	0- 3	4- 1				
3- 4	0- 0	0- 0	HOME	1- 1	0- 2	2- 1				
2- 4	0- 1	0- 0	AWAY	0- 2	0- 1	2- 0				
0- 0	0- 0	0- 0	NEUTRAL	0- 0	0- 0	0- 0				
3- 6	0- 1	0- 0	NON-CONFERENCE	1- 3	0- 2	2- 0				
2- 3	0- 0	0- 0	HOME	1- 1	0- 2	1- 0				
1- 3	0- 1	0- 0	AWAY	0- 2	0- 0	1- 0				
0- 0	0- 0	0- 0	NEUTRAL	0- 0	0- 0	0- 0				
2- 2	0- 0	0- 0	CONFERENCE	0- 0	0- 1	2- 1				
1- 1	0- 0	0- 0	HOME	0- 0	0- 0	1- 1				
1- 1	0- 0	0- 0	AWAY	0- 0	0- 1	1- 0				
0- 0	0- 0	0- 0	NEUTRAL	0- 0	0- 0	0- 0				

RPI S	Opponent	Score	RPI S	Opponent	Score	RPI S	Opponent	Score	RPI S	Opponent	Score	Team's RPI: 206
24	A Maryland	52 107				51	A Yale	59 63	119	A Rider	59 75	
						63	A UCF	58 80	134	H George Washington	67 78	
						65	H Bucknell	76 69	142	H Harvard	68 77	
						80	H Drexel	62 66	156	H Iona	71 75	
									198	H Rhode Island	75 63	
									234	H Manhattan	70 58	
									309	A Siena	66 52	
									342	A Hartford	87 50	
LAST 10 Division I												
119	A Rider	59 75	234	H Manhattan	70 58							
309	A Siena	66 52	63	A UCF	58 80							
156	H Iona	71 75	134	H George Washington	67 78							
342	A Hartford	87 50	142	H Harvard	68 77							
198	H Rhode Island	75 63	24	A Maryland	52 107							

Non-Div I Games:

Quinnipiac

Loss, Non-Conf, S Site, H Home A Away N Neutral

Average RPI Win:	302	WON-LOST	WINNING	LAST 10	STRENGTH OF	OPP. STRENGTH	TEAM	ADJ.	CONF.	ADJ CONF.
Average RPI Loss:	151	RECORD	PCT. RANK	GAMES	SCHEDULE	OF SCHEDULE	RPI	RPI	RPI	RPI
DIV. I ONLY	4- 10	275	2-8	280	181	289	289	27	27	
DIV. I NON-CONF.	2- 7	288	0-5	195	91	238	238	27	27	
TOTALS	RPI 1-25	RPI 26-50	W-L RECORDS	RPI 51-100	RPI 101-150	RPI 150+				
4- 10	0- 1	0- 1	OVERALL	0- 2	0- 0	4- 6				
2- 3	0- 0	0- 0	HOME	0- 0	0- 0	2- 3				
2- 7	0- 1	0- 1	AWAY	0- 2	0- 0	2- 3				
0- 0	0- 0	0- 0	NEUTRAL	0- 0	0- 0	0- 0				
2- 7	0- 1	0- 1	NON-CONFERENCE	0- 2	0- 0	2- 3				
0- 2	0- 0	0- 0	HOME	0- 0	0- 0	0- 2				
2- 5	0- 1	0- 1	AWAY	0- 2	0- 0	2- 1				
0- 0	0- 0	0- 0	NEUTRAL	0- 0	0- 0	0- 0				
2- 3	0- 0	0- 0	CONFERENCE	0- 0	0- 0	2- 3				
2- 1	0- 0	0- 0	HOME	0- 0	0- 0	2- 1				
0- 2	0- 0	0- 0	AWAY	0- 0	0- 0	0- 2				
0- 0	0- 0	0- 0	NEUTRAL	0- 0	0- 0	0- 0				

RPI 1-25				RPI 26-50				RPI 51-100				RPI 101+ Team's RPI: 289			
RPI	S	Opponent	Score	RPI	S	Opponent	Score	RPI	S	Opponent	Score	RPI	S	Opponent	Score
22	A	West Virginia	37 74	30	A	Ohio St.	57 70	55	A	Vanderbilt	46 80	167	A	Hampton	48 51
								75	A	Alabama	51 85	191	H	UNC Asheville	50 63
												203	H	American	55 59
												211	A	ETSU	67 43
												213	H	Mt. St. Mary's	58 75
												269	A	High Point	58 68
												284	A	Morehead St.	62 73
												303	H	Presbyterian	54 42
												346	A	South Carolina St.	60 45
												347	H	Charleston So.	72 35
LAST 10 Division I															
167	A	Hampton	48 51	191	H	UNC Asheville	50 63								
269	A	High Point	58 68	203	H	American	55 59								
347	H	Charleston So.	72 35	30	A	Ohio St.	57 70								
303	H	Presbyterian	54 42	284	A	Morehead St.	62 73								
75	A	Alabama	51 85	213	H	Mt. St. Mary's	58 75								

Non-Div I Games:

Radford

■ Loss,
■ Non-Conf, S Site,
■ Home
■ Away
N Neutral

Rhode Island

Through Games Of Jan. 12, 2020

Average RPI Win:	235	WON-LOST	WINNING	LAST 10	STRENGTH OF	OPP. STRENGTH	TEAM	ADJ.	CONF.	ADJ CONF.
Average RPI Loss:	137	RECORD	PCT. RANK	GAMES	SCHEDULE	OF SCHEDULE	RPI	RPI	RPI	RPI
DIV. I ONLY	8- 7	156	5-5	221	279	198	198	12	12	
DIV. I NON-CONF.	7- 5	130	4-3	240	330	164	164	12	12	
TOTALS	RPI 1-25	RPI 26-50	W-L RECORDS	RPI 51-100	RPI 101-150	RPI 150+				
8- 7	0- 0	0- 0	OVERALL	0- 2	2- 3	6- 2				
6- 1	0- 0	0- 0	HOME	0- 0	2- 1	4- 0				
1- 5	0- 0	0- 0	AWAY	0- 2	0- 1	1- 2				
1- 1	0- 0	0- 0	NEUTRAL	0- 0	0- 1	1- 0				
7- 5	0- 0	0- 0	NON-CONFERENCE	0- 1	1- 2	6- 2				
5- 0	0- 0	0- 0	HOME	0- 0	1- 0	4- 0				
1- 4	0- 0	0- 0	AWAY	0- 1	0- 1	1- 2				
1- 1	0- 0	0- 0	NEUTRAL	0- 0	0- 1	1- 0				
1- 2	0- 0	0- 0	CONFERENCE	0- 1	1- 1	0- 0				
1- 1	0- 0	0- 0	HOME	0- 0	1- 1	0- 0				
0- 1	0- 0	0- 0	AWAY	0- 1	0- 0	0- 0				
0- 0	0- 0	0- 0	NEUTRAL	0- 0	0- 0	0- 0				

RPI S	Opponent	Score	RPI S	Opponent	Score	RPI S	Opponent	Score	RPI S	Opponent	Score	Team's RPI: 198
						98	A Davidson	67 79	105	N Providence	51 58	
						100	A Boston College	55 66	121	H Holy Cross	73 58	
									126	H Richmond	76 70	
									137	H VCU	54 75	
									142	A Harvard	58 61	
									161	H Robert Morris	71 59	
									168	A North Dakota	61 67	
									206	A Quinnipiac	63 75	
									246	N Brown	89 44	
									259	H Fairfield	74 41	
									282	H Vermont	77 74	
									342	A Hartford	68 56	
									345	H LIU Brooklyn	79 56	
LAST 10 Division I												
126	H Richmond	76 70	98	A Davidson	67 79	105	N Providence	51 58	246	N Brown	89 44	
137	H VCU	54 75	121	H Holy Cross	73 58	259	H Fairfield	74 41				
142	A Harvard	58 61										
206	A Quinnipiac	63 75										
161	H Robert Morris	71 59										

Non-Div I Games:

Rhode Island

■ Loss,
 ■ Non-Conf,
 ■ S Site,
 ■ H Home
 ■ A Away
 N Neutral

Average RPI Win:	239	WON-LOST	WINNING	LAST 10	STRENGTH OF	OPP. STRENGTH	TEAM	ADJ.	CONF.	ADJ CONF.
Average RPI Loss:	71	RECORD	PCT. RANK	GAMES	SCHEDULE	OF SCHEDULE	RPI	RPI	RPI	RPI
DIV. I ONLY	9- 6	121	7-3	203	88	138	138	13	13	
DIV. I NON-CONF.	5- 6	187	3-3	229	38	204	204	15	15	
TOTALS	RPI 1-25	RPI 26-50	W-L RECORDS	RPI 51-100	RPI 101-150	RPI 150+				
9- 6	0- 1	1- 3	OVERALL	0- 1	0- 0	8- 1				
6- 1	0- 1	1- 0	HOME	0- 0	0- 0	5- 0				
3- 3	0- 0	0- 1	AWAY	0- 1	0- 0	3- 1				
0- 2	0- 0	0- 2	NEUTRAL	0- 0	0- 0	0- 0				
5- 6	0- 1	0- 3	NON-CONFERENCE	0- 1	0- 0	5- 1				
4- 1	0- 1	0- 0	HOME	0- 0	0- 0	4- 0				
1- 3	0- 0	0- 1	AWAY	0- 1	0- 0	1- 1				
0- 2	0- 0	0- 2	NEUTRAL	0- 0	0- 0	0- 0				
4- 0	0- 0	1- 0	CONFERENCE	0- 0	0- 0	3- 0				
2- 0	0- 0	1- 0	HOME	0- 0	0- 0	1- 0				
2- 0	0- 0	0- 0	AWAY	0- 0	0- 0	2- 0				
0- 0	0- 0	0- 0	NEUTRAL	0- 0	0- 0	0- 0				

RPI	S	Opponent	Score	RPI	S	Opponent	Score	RPI	S	Opponent	Score	RPI	S	Opponent	Score	Team's RPI: 138
19	H	Texas A&M	61 62	29	N	Georgia Tech	52 54	99	A	Texas Southern	56 63	184	A	Fla. Atlantic	78 69	
				38	N	Virginia Tech	45 54					194	A	SMU	43 55	
				45	A	Oklahoma St.	38 69					195	H	Little Rock	66 40	
				47	H	Western Ky.	73 65					238	H	Northern Ariz.	71 57	
												277	H	Marshall	81 43	
												283	H	Nicholls St.	71 47	
												307	H	Prairie View	77 55	
												308	A	McNeese	81 50	
												310	A	FIU	68 47	
LAST 10 Division I																
				184	A	Fla. Atlantic	78 69					310	A	FIU	68 47	
				47	H	Western Ky.	73 65					307	H	Prairie View	77 55	
				277	H	Marshall	81 43					99	A	Texas Southern	56 63	
				29	N	Georgia Tech	52 54					238	H	Northern Ariz.	71 57	
				38	N	Virginia Tech	45 54					308	A	McNeese	81 50	

Non-Div I Games:

Rice

■ Loss,
 ■ Non-Conf, S Site,
 ■ Home
 ■ Away
 N Neutral

Average RPI Win:	178	WON-LOST	WINNING	LAST 10	STRENGTH OF	OPP. STRENGTH	TEAM	ADJ.	CONF.	ADJ CONF.
Average RPI Loss:	124	RECORD	PCT. RANK	GAMES	SCHEDULE	OF SCHEDULE	RPI	RPI	RPI	RPI
DIV. I ONLY	7- 10	221	2-8	47	232	126	126	12	12	
DIV. I NON-CONF.	7- 7	163	2-5	36	262	83	83	12	12	
TOTALS	RPI 1-25	RPI 26-50	W-L RECORDS	RPI 51-100	RPI 101-150	RPI 150+				
7- 10	0- 0	0- 2	OVERALL	0- 1	3- 4	4- 3				
3- 2	0- 0	0- 0	HOME	0- 0	1- 2	2- 0				
4- 5	0- 0	0- 2	AWAY	0- 1	2- 1	2- 1				
0- 3	0- 0	0- 0	NEUTRAL	0- 0	0- 1	0- 2				
7- 7	0- 0	0- 2	NON-CONFERENCE	0- 1	3- 2	4- 2				
3- 1	0- 0	0- 0	HOME	0- 0	1- 1	2- 0				
4- 3	0- 0	0- 2	AWAY	0- 1	2- 0	2- 0				
0- 3	0- 0	0- 0	NEUTRAL	0- 0	0- 1	0- 2				
0- 3	0- 0	0- 0	CONFERENCE	0- 0	0- 2	0- 1				
0- 1	0- 0	0- 0	HOME	0- 0	0- 1	0- 0				
0- 2	0- 0	0- 0	AWAY	0- 0	0- 1	0- 1				
0- 0	0- 0	0- 0	NEUTRAL	0- 0	0- 0	0- 0				

RPI	S	Opponent	Score	RPI	S	Opponent	Score	RPI	S	Opponent	Score	RPI	S	Opponent	Score	Team's RPI: 126
44	A	Old Dominion	51 73	80	A	Drexel	52 58	104	A	UNC Greensboro	70 62	106	N	Bradley	57 61	
50	A	Charlotte	59 78					109	A	Coastal Caro.	79 67	113	H	Dayton	51 65	
								125	H	Furman	69 70	146	A	Saint Joseph's	56 67	
								149	H	William & Mary	76 73	158	H	Norfolk St.	77 69	
								167	N	Hampton	65 69	184	H	Fla. Atlantic	57 55	
								198	A	Rhode Island	70 76	213	N	Mt. St. Mary's	67 75	
								242	A	Georgetown	51 49	300	A	UMES	64 52	
LAST 10 Division I																
198	A	Rhode Island	70 76	113	H	Dayton	51 65									
146	A	Saint Joseph's	56 67	44	A	Old Dominion	51 73									
158	H	Norfolk St.	77 69	125	H	Furman	69 70									
167	N	Hampton	65 69	300	A	UMES	64 52									
213	N	Mt. St. Mary's	67 75	106	N	Bradley	57 61									

Non-Div I Games:

Richmond

■ Loss,
 ■ Non-Conf,
 ■ S Site,
 ■ H Home
 ■ A Away
 N Neutral

Average RPI Win:	226	WON-LOST	WINNING	LAST 10	STRENGTH OF	OPP. STRENGTH	TEAM	ADJ.	CONF.	ADJ CONF.
Average RPI Loss:	47	RECORD	PCT. RANK	GAMES	SCHEDULE	OF SCHEDULE	RPI	RPI	RPI	RPI
DIV. I ONLY	10- 2	28	9-1	338	21	119	119	24	24	
DIV. I NON-CONF.	7- 2	56	6-1	327	25	120	120	24	24	
TOTALS	RPI 1-25	RPI 26-50	W-L RECORDS	RPI 51-100	RPI 101-150	RPI 150+				
10- 2	0- 1	0- 0	OVERALL	0- 1	0- 0	10- 0				
5- 0	0- 0	0- 0	HOME	0- 0	0- 0	5- 0				
4- 1	0- 1	0- 0	AWAY	0- 0	0- 0	4- 0				
1- 1	0- 0	0- 0	NEUTRAL	0- 1	0- 0	1- 0				
7- 2	0- 1	0- 0	NON-CONFERENCE	0- 1	0- 0	7- 0				
3- 0	0- 0	0- 0	HOME	0- 0	0- 0	3- 0				
3- 1	0- 1	0- 0	AWAY	0- 0	0- 0	3- 0				
1- 1	0- 0	0- 0	NEUTRAL	0- 1	0- 0	1- 0				
3- 0	0- 0	0- 0	CONFERENCE	0- 0	0- 0	3- 0				
2- 0	0- 0	0- 0	HOME	0- 0	0- 0	2- 0				
1- 0	0- 0	0- 0	AWAY	0- 0	0- 0	1- 0				
0- 0	0- 0	0- 0	NEUTRAL	0- 0	0- 0	0- 0				

RPI 1-25				RPI 26-50				RPI 51-100				RPI 101+				Team's RPI: 119
RPI	S	Opponent	Score	RPI	S	Opponent	Score	RPI	S	Opponent	Score	RPI	S	Opponent	Score	
20	A	Princeton	47 80					74	N	North Florida	70 80	156	A	Iona	81 37	
												205	A	Penn St.	78 70	
												206	H	Quinnipiac	75 59	
												209	H	La Salle	70 43	
												232	H	Xavier	64 57	
												242	A	Georgetown	65 64	
												243	A	Delaware St.	71 69	
												248	N	Lipscomb	81 76	
												249	H	Niagara	79 75	
												272	H	Wagner	77 63	
LAST 10 Division I																
156	A	Iona	81 37	206	H	Quinnipiac	75 59									
249	H	Niagara	79 75	209	H	La Salle	70 43									
243	A	Delaware St.	71 69	74	N	North Florida	70 80									
272	H	Wagner	77 63	248	N	Lipscomb	81 76									
242	A	Georgetown	65 64	232	H	Xavier	64 57									

Non-Div I Games:

Rider

■ Loss,
 ■ Non-Conf,
 S Site,
 ■ Home
 ■ Away
 N Neutral

RECORDS				THROUGH GAMES OF JAN. 11, 1910						
Average RPI Win:	224	WON-LOST	WINNING	LAST 10	STRENGTH OF	OPP. STRENGTH	TEAM	ADJ.	CONF.	ADJ CONF.
Average RPI Loss:	136	RECORD	PCT. RANK	GAMES	SCHEDULE	OF SCHEDULE	RPI	RPI	RPI	RPI
DIV. I ONLY	7- 6	150	5-5	228	150	161	161	30	30	
DIV. I NON-CONF.	4- 6	212	2-5	152	131	173	173	30	30	

TOTALS	RPI 1-25		RPI 26-50	W-L RECORDS	RPI 51-100	RPI 101-150		RPI 150+		
7- 6	0- 0		0- 2	OVERALL	0- 0	0- 1		7- 3		
3- 2	0- 0		0- 0	HOME	0- 0	0- 0		3- 2		
4- 4	0- 0		0- 2	AWAY	0- 0	0- 1		4- 1		
0- 0	0- 0		0- 0	NEUTRAL	0- 0	0- 0		0- 0		
4- 6	0- 0		0- 2	NON-CONFERENCE	0- 0	0- 1		4- 3		
2- 2	0- 0		0- 0	HOME	0- 0	0- 0		2- 2		
2- 4	0- 0		0- 2	AWAY	0- 0	0- 1		2- 1		
0- 0	0- 0		0- 0	NEUTRAL	0- 0	0- 0		0- 0		
3- 0	0- 0		0- 0	CONFERENCE	0- 0	0- 0		3- 0		
1- 0	0- 0		0- 0	HOME	0- 0	0- 0		1- 0		
2- 0	0- 0		0- 0	AWAY	0- 0	0- 0		2- 0		
0- 0	0- 0		0- 0	NEUTRAL	0- 0	0- 0		0- 0		

RPI 1-25				RPI 26-50				RPI 51-100				RPI 101+				Team's RPI: 161	
RPI	S	Opponent	Score	RPI	S	Opponent	Score	RPI	S	Opponent	Score	RPI	S	Opponent	Score		
				33	A	TCU	61 66					123	A	Kent St.	81 82		
				43	A	James Madison	32 59					158	A	Norfolk St.	69 62		
												172	H	Columbia	59 61		
												179	H	Youngstown St.	58 43		
												182	A	Merrimack	68 62		
												198	A	Rhode Island	59 71		
												209	A	La Salle	71 68		
												232	H	Xavier	71 57		
												244	H	Delaware	62 73		
												272	H	Wagner	51 47		
												338	A	Central Conn. St.	86 56		
LAST 10 Division I																	
				182	A	Merrimack	68 62	272	H	Wagner	51 47						
				338	A	Central Conn. St.	86 56	244	H	Delaware	62 73						
				43	A	James Madison	32 59	232	H	Xavier	71 57						
				158	A	Norfolk St.	69 62	123	A	Kent St.	81 82						
				198	A	Rhode Island	59 71	172	H	Columbia	59 61						

Non-Div I Games: Pitt.-Johnstown 63 30

Robert Morris

Loss, Non-Conf, S Site, H Home A Away N Neutral

Average RPI Win:	153	WON-LOST	WINNING	LAST 10	STRENGTH OF	OPP. STRENGTH	TEAM	ADJ.	CONF.	ADJ CONF.
Average RPI Loss:	22	RECORD	PCT. RANK	GAMES	SCHEDULE	OF SCHEDULE	RPI	RPI	RPI	RPI
DIV. I ONLY	14- 2	16	9-1	78	39	25	25	2	2	
DIV. I NON-CONF.	10- 1	19	5-0	223	59	40	40	2	2	
TOTALS	RPI 1-25	RPI 26-50	W-L RECORDS	RPI 51-100	RPI 101-150	RPI 150+				
14- 2	0- 1	3- 1	OVERALL	2- 0	3- 0	6- 0				
8- 1	0- 1	1- 0	HOME	1- 0	1- 0	5- 0				
4- 1	0- 0	1- 1	AWAY	0- 0	2- 0	1- 0				
2- 0	0- 0	1- 0	NEUTRAL	1- 0	0- 0	0- 0				
10- 1	0- 0	2- 1	NON-CONFERENCE	1- 0	1- 0	6- 0				
7- 0	0- 0	1- 0	HOME	0- 0	1- 0	5- 0				
1- 1	0- 0	0- 1	AWAY	0- 0	0- 0	1- 0				
2- 0	0- 0	1- 0	NEUTRAL	1- 0	0- 0	0- 0				
4- 1	0- 1	1- 0	CONFERENCE	1- 0	2- 0	0- 0				
1- 1	0- 1	0- 0	HOME	1- 0	0- 0	0- 0				
3- 0	0- 0	1- 0	AWAY	0- 0	2- 0	0- 0				
0- 0	0- 0	0- 0	NEUTRAL	0- 0	0- 0	0- 0				

RPI	S	Opponent	Score	RPI	S	Opponent	Score	RPI	S	Opponent	Score	RPI	S	Opponent	Score
9	H	Indiana	56 66	26	H	Virginia	73 63	54	H	Nebraska	69 65	112	A	Wisconsin	64 61
				27	A	Purdue	59 53	55	N	Vanderbilt	62 56	127	A	Illinois	75 51
				29	N	Georgia Tech	46 43					142	H	Harvard	74 46
				35	A	LSU	58 64					204	H	Towson	67 53
												229	H	Southern U.	78 58
												249	H	Niagara	87 37
												276	A	South Alabama	77 56
												277	H	Marshall	66 41
												335	H	Coppin St.	107 33
LAST 10 Division I															
127	A	Illinois	75 51	54	H	Nebraska	69 65	229	H	Southern U.	78 58	204	H	Towson	67 53
27	A	Purdue	59 53	26	H	Virginia	73 63	29	N	Georgia Tech	46 43				
9	H	Indiana	56 66												
112	A	Wisconsin	64 61												
277	H	Marshall	66 41												

Non-Div I Games:

Rutgers

■ Loss,
 ■ Non-Conf, S Site,
 ■ Home
 ■ Away
 N Neutral

Average RPI Win:	276	WON-LOST	WINNING	LAST 10	STRENGTH OF	OPP. STRENGTH	TEAM	ADJ.	CONF.	ADJ CONF.
Average RPI Loss:	68	RECORD	PCT. RANK	GAMES	SCHEDULE	OF SCHEDULE	RPI	RPI	RPI	RPI
DIV. I ONLY	8- 3	61	7-3	321	187	151	151	25	25	
DIV. I NON-CONF.	4- 2	90	3-2	269	197	137	137	22	22	
TOTALS	RPI 1-25	RPI 26-50	W-L RECORDS	RPI 51-100	RPI 101-150	RPI 150+				
8- 3	0- 0	0- 1	OVERALL	0- 1	0- 1	8- 0				
3- 1	0- 0	0- 0	HOME	0- 1	0- 0	3- 0				
4- 2	0- 0	0- 1	AWAY	0- 0	0- 1	4- 0				
1- 0	0- 0	0- 0	NEUTRAL	0- 0	0- 0	1- 0				
4- 2	0- 0	0- 1	NON-CONFERENCE	0- 1	0- 0	4- 0				
1- 1	0- 0	0- 0	HOME	0- 1	0- 0	1- 0				
2- 1	0- 0	0- 1	AWAY	0- 0	0- 0	2- 0				
1- 0	0- 0	0- 0	NEUTRAL	0- 0	0- 0	1- 0				
4- 1	0- 0	0- 0	CONFERENCE	0- 0	0- 1	4- 0				
2- 0	0- 0	0- 0	HOME	0- 0	0- 0	2- 0				
2- 1	0- 0	0- 0	AWAY	0- 0	0- 1	2- 0				
0- 0	0- 0	0- 0	NEUTRAL	0- 0	0- 0	0- 0				

RPI 1-25	RPI 26-50	RPI 51-100	RPI 101+	Team's RPI: 151
RPI S Opponent Score	RPI S Opponent Score	RPI S Opponent Score	RPI S Opponent Score	
	39 A Oklahoma 62 75	63 H UCF 57 63	102 A New Orleans 50 53	
			193 A A&M-Corpus Christi 66 44	
			218 A Tulsa 67 63	
			262 H Southeastern La. 77 51	
			285 N UC Santa Barbara 67 56	
			301 A Nevada 80 65	
			306 A Houston Baptist 59 42	
			308 H McNeese 82 51	
			331 H Alcorn 67 62	
LAST 10 Division I				
102 A New Orleans 50 53	193 A A&M-Corpus Christi 66 44			
262 H Southeastern La. 77 51	285 N UC Santa Barbara 67 56			
308 H McNeese 82 51	39 A Oklahoma 62 75			
306 A Houston Baptist 59 42	63 H UCF 57 63			
301 A Nevada 80 65	331 H Alcorn 67 62			

Non-Div I Games: LSU-Shreveport 75 32 Our Lady of the Lak87 75 Cent. Christian (KS104 46

SFA

Loss, Non-Conf, S Site, H Home A Away N Neutral

SIUE										
Average RPI Win:	327	WON-LOST	WINNING	LAST 10	STRENGTH OF	OPP. STRENGTH	TEAM	ADJ.	CONF.	ADJ CONF.
Average RPI Loss:	159	RECORD	PCT. RANK	GAMES	SCHEDULE	OF SCHEDULE	RPI	RPI	RPI	RPI
DIV. I ONLY	3- 11	303	2-8	288	172	317	317	21	21	
DIV. I NON-CONF.	2- 8	295	1-5	212	206	311	311	23	23	

TOTALS	RPI 1-25	RPI 26-50	W-L RECORDS	RPI 51-100	RPI 101-150	RPI 150+				
3- 11	0- 0	0- 0	OVERALL	0- 5	0- 1	3- 5				
2- 3	0- 0	0- 0	HOME	0- 2	0- 1	2- 0				
1- 7	0- 0	0- 0	AWAY	0- 3	0- 0	1- 4				
0- 1	0- 0	0- 0	NEUTRAL	0- 0	0- 0	0- 1				
2- 8	0- 0	0- 0	NON-CONFERENCE	0- 4	0- 1	2- 3				
2- 3	0- 0	0- 0	HOME	0- 2	0- 1	2- 0				
0- 4	0- 0	0- 0	AWAY	0- 2	0- 0	0- 2				
0- 1	0- 0	0- 0	NEUTRAL	0- 0	0- 0	0- 1				
1- 3	0- 0	0- 0	CONFERENCE	0- 1	0- 0	1- 2				
0- 0	0- 0	0- 0	HOME	0- 0	0- 0	0- 0				
1- 3	0- 0	0- 0	AWAY	0- 1	0- 0	1- 2				
0- 0	0- 0	0- 0	NEUTRAL	0- 0	0- 0	0- 0				

RPI 1-25			RPI 26-50			RPI 51-100			RPI 101+			Team's RPI: 317
RPI	S	Opponent	Score	RPI	S	Opponent	Score	RPI	S	Opponent	Score	
						54 A Nebraska	49 63	117 H Loyola Chicago		50 63		
						83 A Illinois St.	53 74	163 A Missouri		51 68		
						89 A Belmont	48 69	188 N North Ala.		67 85		
						91 H Saint Louis	35 68	263 A Eastern Ky.		46 49		
						92 H Southern Ill.	67 103	284 A Morehead St.		69 75		
								320 H Purdue Fort Wayne		57 53		
								324 A Georgia St.		73 74		
								327 H Evansville		85 74		
								334 A Tennessee St.		76 63		

LAST 10 Division I												
284 A Morehead St.		69 75	263 A Eastern Ky.		46 49	83 A Illinois St.		53 74	117 H Loyola Chicago		50 63	
334 A Tennessee St.		76 63	320 H Purdue Fort Wayne		57 53	163 A Missouri		51 68				
89 A Belmont		48 69										
324 A Georgia St.		73 74										
188 N North Ala.		67 85										

Non-Div I Games: Quincy

65 70

SIUE

SMU				STRENGTH OF SCHEDULE	OPP. STRENGTH OF SCHEDULE	TEAM RPI	ADJ. RPI	CONF. RPI	ADJ CONF. RPI
Average RPI Win:	226	WON-LOST RECORD	WINNING PCT. RANK						
Average RPI Loss:	98		LAST 10 GAMES						
DIV. I ONLY	7- 8	194	4-6	130	124	194	194	9	9
DIV. I NON-CONF.	6- 6	163	3-4	158	218	216	216	8	8

TOTALS	RPI 1-25	RPI 26-50	W-L RECORDS	RPI 51-100	RPI 101-150	RPI 150+			
7- 8	0- 1	0- 1	OVERALL	0- 2	1- 2	6- 2			
5- 5	0- 1	0- 1	HOME	0- 0	1- 1	4- 2			
1- 3	0- 0	0- 0	AWAY	0- 2	0- 1	1- 0			
1- 0	0- 0	0- 0	NEUTRAL	0- 0	0- 0	1- 0			
6- 6	0- 0	0- 1	NON-CONFERENCE	0- 1	1- 2	5- 2			
5- 4	0- 0	0- 1	HOME	0- 0	1- 1	4- 2			
0- 2	0- 0	0- 0	AWAY	0- 1	0- 1	0- 0			
1- 0	0- 0	0- 0	NEUTRAL	0- 0	0- 0	1- 0			
1- 2	0- 1	0- 0	CONFERENCE	0- 1	0- 0	1- 0			
0- 1	0- 1	0- 0	HOME	0- 0	0- 0	0- 0			
1- 1	0- 0	0- 0	AWAY	0- 1	0- 0	1- 0			
0- 0	0- 0	0- 0	NEUTRAL	0- 0	0- 0	0- 0			

RPI 1-25				RPI 26-50				RPI 51-100				RPI 101+ Team's RPI: 194			
RPI	S	Opponent	Score	RPI	S	Opponent	Score	RPI	S	Opponent	Score	RPI	S	Opponent	Score
4	H	UConn	42 80	33	H	TCU	56 57	52	A	Temple	62 85	110	A	UT Arlington	46 51
								64	A	Pacific	49 77	138	H	Rice	55 43
												148	H	Wright St.	61 69
												168	H	North Dakota	66 51
												181	H	Northern Colo.	52 61
												192	H	George Mason	58 59
												202	H	UTEP	60 56
												252	N	CSUN	68 58
												256	A	East Carolina	55 47
												260	H	UC Irvine	59 56
												308	H	McNeese	81 60

LAST 10 Division I															
256	A	East Carolina	55 47	52	A	Temple	62 85								
4	H	UConn	42 80	202	H	UTEP	60 56								
192	H	George Mason	58 59	168	H	North Dakota	66 51								
260	H	UC Irvine	59 56	148	H	Wright St.	61 69								
110	A	UT Arlington	46 51	64	A	Pacific	49 77								

Non-Div I Games:

SMU

■ Loss,
 ■ Non-Conf,
 ■ S Site,
 ■ H Home
 ■ A Away
 N Neutral

Average RPI Win:	297	WON-LOST	WINNING	LAST 10	STRENGTH OF	OPP. STRENGTH	TEAM	ADJ.	CONF.	ADJ CONF.
Average RPI Loss:	221	RECORD	PCT. RANK	GAMES	SCHEDULE	OF SCHEDULE	RPI	RPI	RPI	RPI
DIV. I ONLY	1- 11	336	1-9	328	286	343	343	20	20	
DIV. I NON-CONF.	0- 7	338	0-5	329	303	351	351	17	17	
TOTALS	RPI 1-25	RPI 26-50	W-L RECORDS	RPI 51-100	RPI 101-150	RPI 150+				
1- 11	0- 0	0- 1	OVERALL	0- 0	0- 1	1- 9				
0- 3	0- 0	0- 1	HOME	0- 0	0- 1	0- 1				
1- 8	0- 0	0- 0	AWAY	0- 0	0- 0	1- 8				
0- 0	0- 0	0- 0	NEUTRAL	0- 0	0- 0	0- 0				
0- 7	0- 0	0- 1	NON-CONFERENCE	0- 0	0- 0	0- 6				
0- 1	0- 0	0- 1	HOME	0- 0	0- 0	0- 0				
0- 6	0- 0	0- 0	AWAY	0- 0	0- 0	0- 6				
0- 0	0- 0	0- 0	NEUTRAL	0- 0	0- 0	0- 0				
1- 4	0- 0	0- 0	CONFERENCE	0- 0	0- 1	1- 3				
0- 2	0- 0	0- 0	HOME	0- 0	0- 1	0- 1				
1- 2	0- 0	0- 0	AWAY	0- 0	0- 0	1- 2				
0- 0	0- 0	0- 0	NEUTRAL	0- 0	0- 0	0- 0				

RPI 1-25				RPI 26-50				RPI 51-100				RPI 101+				Team's RPI: 343	
RPI	S	Opponent	Score	RPI	S	Opponent	Score	RPI	S	Opponent	Score	RPI	S	Opponent	Score		
				30	H	Ohio St.	74 104					115	H	Montana St.	48 85		
												159	H	Montana	60 64		
												174	A	San Jose St.	67 73		
												220	A	San Francisco	82 87		
												233	A	UC Davis	75 77		
												238	A	Northern Ariz.	107 114		
												291	A	Idaho St.	62 80		
												297	A	Weber St.	91 67		
												301	A	Nevada	72 83		
												329	A	Cal Poly	43 62		
												336	A	Seattle U	84 88		
LAST 10 Division I																	
				238	A	Northern Ariz.	107 114	297	A	Weber St.	91 67						
				291	A	Idaho St.	62 80	220	A	San Francisco	82 87						
				159	H	Montana	60 64	336	A	Seattle U	84 88						
				115	H	Montana St.	48 85	233	A	UC Davis	75 77						
				30	H	Ohio St.	74 104	329	A	Cal Poly	43 62						

Non-Div I Games:	Cal Maritime	86	55	Pacific Union	94	35
------------------	--------------	----	----	---------------	----	----

Sacramento St.

■ Loss, ■ Non-Conf, S Site, H Home A Away N Neutral

Sacred Heart

Through Games Of Jan. 12, 2020

Average RPI Win:	288	WON-LOST	WINNING	LAST 10	STRENGTH OF	OPP. STRENGTH	TEAM	ADJ.	CONF.	ADJ CONF.
Average RPI Loss:	129	RECORD	PCT. RANK	GAMES	SCHEDULE	OF SCHEDULE	RPI	RPI	RPI	RPI
DIV. I ONLY	5- 8	229	4-6	249	195	241	241	30	30	
DIV. I NON-CONF.	2- 8	295	1-6	180	211	293	293	30	30	
TOTALS	RPI 1-25	RPI 26-50	W-L RECORDS	RPI 51-100	RPI 101-150	RPI 150+				
5- 8	0- 0	0- 0	OVERALL	0- 4	0- 2	5- 2				
3- 1	0- 0	0- 0	HOME	0- 0	0- 1	3- 0				
1- 6	0- 0	0- 0	AWAY	0- 3	0- 1	1- 2				
1- 1	0- 0	0- 0	NEUTRAL	0- 1	0- 0	1- 0				
2- 8	0- 0	0- 0	NON-CONFERENCE	0- 4	0- 2	2- 2				
1- 1	0- 0	0- 0	HOME	0- 0	0- 1	1- 0				
0- 6	0- 0	0- 0	AWAY	0- 3	0- 1	0- 2				
1- 1	0- 0	0- 0	NEUTRAL	0- 1	0- 0	1- 0				
3- 0	0- 0	0- 0	CONFERENCE	0- 0	0- 0	3- 0				
2- 0	0- 0	0- 0	HOME	0- 0	0- 0	2- 0				
1- 0	0- 0	0- 0	AWAY	0- 0	0- 0	1- 0				
0- 0	0- 0	0- 0	NEUTRAL	0- 0	0- 0	0- 0				

RPI 1-25			RPI 26-50			RPI 51-100			RPI 101+			Team's RPI: 241
RPI	S	Opponent	Score	RPI	S	Opponent	Score	RPI	S	Opponent	Score	
						51 A Yale	40 87	121 H Holy Cross		52 65		
						54 N Nebraska	49 72	146 A Saint Joseph's		44 71		
						62 A Seton Hall	69 95	182 H Merrimack		63 60		
						86 A Stony Brook	50 54	205 A Penn St.		65 88		
								272 A Wagner		79 65		
								309 A Siena		57 68		
								323 H Hofstra		71 44		
								326 N Detroit Mercy		66 60		
								338 H Central Conn. St.		66 58		
LAST 10 Division I												
272 A Wagner		79 65	338 H Central Conn. St.		66 58							
182 H Merrimack		63 60	146 A Saint Joseph's		44 71							
205 A Penn St.		65 88	54 N Nebraska		49 72							
51 A Yale		40 87	326 N Detroit Mercy		66 60							
121 H Holy Cross		52 65	86 A Stony Brook		50 54							

Non-Div I Games: Bridgeport 77 63

Sacred Heart

■ Loss,
 ■ Non-Conf,
 ■ S Site,
 ■ H Home
 ■ A Away
 N Neutral

Average RPI Win:	293	WON-LOST	WINNING	LAST 10	STRENGTH OF	OPP. STRENGTH	TEAM	ADJ.	CONF.	ADJ CONF.
Average RPI Loss:	124	RECORD	PCT. RANK	GAMES	SCHEDULE	OF SCHEDULE	RPI	RPI	RPI	RPI
DIV. I ONLY	5- 10	251	4-6	180	225	222	222	30	30	
DIV. I NON-CONF.	2- 9	304	1-5	48	121	199	199	30	30	
TOTALS	RPI 1-25	RPI 26-50	W-L RECORDS	RPI 51-100	RPI 101-150	RPI 150+				
5- 10	0- 1	0- 2	OVERALL	0- 3	0- 1	5- 3				
1- 3	0- 0	0- 0	HOME	0- 2	0- 0	1- 1				
3- 6	0- 1	0- 1	AWAY	0- 1	0- 1	3- 2				
1- 1	0- 0	0- 1	NEUTRAL	0- 0	0- 0	1- 0				
2- 9	0- 1	0- 2	NON-CONFERENCE	0- 3	0- 1	2- 2				
0- 3	0- 0	0- 0	HOME	0- 2	0- 0	0- 1				
1- 5	0- 1	0- 1	AWAY	0- 1	0- 1	1- 1				
1- 1	0- 0	0- 1	NEUTRAL	0- 0	0- 0	1- 0				
3- 1	0- 0	0- 0	CONFERENCE	0- 0	0- 0	3- 1				
1- 0	0- 0	0- 0	HOME	0- 0	0- 0	1- 0				
2- 1	0- 0	0- 0	AWAY	0- 0	0- 0	2- 1				
0- 0	0- 0	0- 0	NEUTRAL	0- 0	0- 0	0- 0				

RPI 1-25				RPI 26-50				RPI 51-100				RPI 101+ Team's RPI: 222			
RPI	S	Opponent	Score	RPI	S	Opponent	Score	RPI	S	Opponent	Score	RPI	S	Opponent	Score
22	A	West Virginia	45 74	36	N	FGCU	64 97	65	H	Bucknell	46 70	111	A	Duquesne	69 72
				38	A	Virginia Tech	41 105	77	A	South Fla.	23 62	179	H	Youngstown St.	46 56
								93	H	Liberty	52 71	224	N	Stetson	78 73
												282	A	Vermont	73 69
												284	A	Morehead St.	54 65
												298	H	St. Francis Brooklyn	82 72
												321	A	Bryant	63 60
												338	A	Central Conn. St.	64 52
												339	A	Fairleigh Dickinson	47 56
LAST 10 Division I															
339	A	Fairleigh Dickinson	47 56	298	H	St. Francis Brooklyn	82 72								
338	A	Central Conn. St.	64 52	111	A	Duquesne	69 72								
321	A	Bryant	63 60	179	H	Youngstown St.	46 56								
65	H	Bucknell	46 70	282	A	Vermont	73 69								
93	H	Liberty	52 71	77	A	South Fla.	23 62								

Non-Div I Games:

Saint Francis (PA)

■ Loss,
 ■ Non-Conf,
 ■ S Site,
 ■ H Home
 ■ A Away
 N Neutral

Saint Joseph's

Through Games Of Jan. 12, 2020

Average RPI Win:	172	WON-LOST	WINNING	LAST 10	STRENGTH OF	OPP. STRENGTH	TEAM	ADJ.	CONF.	ADJ CONF.
Average RPI Loss:	109	RECORD	PCT. RANK	GAMES	SCHEDULE	OF SCHEDULE	RPI	RPI	RPI	RPI
DIV. I ONLY	7- 8	194	5-5	66	152	146	146	12	12	
DIV. I NON-CONF.	6- 6	163	4-3	71	185	135	135	12	12	
TOTALS	RPI 1-25	RPI 26-50	W-L RECORDS	RPI 51-100	RPI 101-150	RPI 150+				
7- 8	0- 0	0- 0	OVERALL	1- 3	2- 4	4- 1				
5- 2	0- 0	0- 0	HOME	1- 1	1- 1	3- 0				
1- 4	0- 0	0- 0	AWAY	0- 1	0- 2	1- 1				
1- 2	0- 0	0- 0	NEUTRAL	0- 1	1- 1	0- 0				
6- 6	0- 0	0- 0	NON-CONFERENCE	1- 3	1- 2	4- 1				
4- 2	0- 0	0- 0	HOME	1- 1	0- 1	3- 0				
1- 2	0- 0	0- 0	AWAY	0- 1	0- 0	1- 1				
1- 2	0- 0	0- 0	NEUTRAL	0- 1	1- 1	0- 0				
1- 2	0- 0	0- 0	CONFERENCE	0- 0	1- 2	0- 0				
1- 0	0- 0	0- 0	HOME	0- 0	1- 0	0- 0				
0- 2	0- 0	0- 0	AWAY	0- 0	0- 2	0- 0				
0- 0	0- 0	0- 0	NEUTRAL	0- 0	0- 0	0- 0				

RPI 1-25			RPI 26-50			RPI 51-100			RPI 101+			Team's RPI: 146
RPI	S	Opponent	Score	RPI	S	Opponent	Score	RPI	S	Opponent	Score	
						52 H Temple	67 63	108 H Penn		45 55		
						62 N Seton Hall	39 55	120 A Massachusetts		43 61		
						80 H Drexel	52 62	125 N Furman		48 63		
						88 A Villanova	44 60	126 H Richmond		67 56		
								137 A VCU		40 47		
								142 N Harvard		63 39		
								153 A Auburn		62 66		
								172 A Columbia		71 57		
								203 H American		72 51		
								241 H Sacred Heart		71 44		
								270 H Navy		49 40		
LAST 10 Division I												
						137 A VCU	40 47	120 A Massachusetts		43 61		
						126 H Richmond	67 56	88 A Villanova		44 60		
						270 H Navy	49 40	241 H Sacred Heart		71 44		
						125 N Furman	48 63	80 H Drexel		52 62		
						142 N Harvard	63 39	203 H American		72 51		

Non-Div I Games:

Saint Joseph's

■ Loss,
 ■ Non-Conf,
 ■ S Site,
 ■ H Home
 ■ A Away
 N Neutral

Saint Louis

Through Games Of Jan. 12, 2020

Average RPI Win:	177	WON-LOST	WINNING	LAST 10	STRENGTH OF	OPP. STRENGTH	TEAM	ADJ.	CONF.	ADJ CONF.
Average RPI Loss:	89	RECORD	PCT. RANK	GAMES	SCHEDULE	OF SCHEDULE	RPI	RPI	RPI	RPI
DIV. I ONLY	9- 7	139	4-6	67	132	91	91	12	12	
DIV. I NON-CONF.	8- 5	117	3-4	55	154	62	62	12	12	
TOTALS	RPI 1-25	RPI 26-50	W-L RECORDS	RPI 51-100	RPI 101-150	RPI 150+				
9- 7	0- 1	0- 0	OVERALL	2- 4	2- 1	5- 1				
4- 4	0- 1	0- 0	HOME	2- 2	1- 1	1- 0				
5- 3	0- 0	0- 0	AWAY	0- 2	1- 0	4- 1				
0- 0	0- 0	0- 0	NEUTRAL	0- 0	0- 0	0- 0				
8- 5	0- 1	0- 0	NON-CONFERENCE	2- 3	2- 0	4- 1				
4- 2	0- 1	0- 0	HOME	2- 1	1- 0	1- 0				
4- 3	0- 0	0- 0	AWAY	0- 2	1- 0	3- 1				
0- 0	0- 0	0- 0	NEUTRAL	0- 0	0- 0	0- 0				
1- 2	0- 0	0- 0	CONFERENCE	0- 1	0- 1	1- 0				
0- 2	0- 0	0- 0	HOME	0- 1	0- 1	0- 0				
1- 0	0- 0	0- 0	AWAY	0- 0	0- 0	1- 0				
0- 0	0- 0	0- 0	NEUTRAL	0- 0	0- 0	0- 0				

RPI 1-25				RPI 26-50				RPI 51-100 Team's RPI: 91				RPI 101+			
RPI	S	Opponent	Score	RPI	S	Opponent	Score	RPI	S	Opponent	Score	RPI	S	Opponent	Score
20	H	Princeton	50 66					55	A	Vanderbilt	50 62	107	H	Colgate	61 51
								60	H	Kansas	60 68	118	A	Cincinnati	60 50
								76	H	UT Martin	56 50	137	H	VCU	52 65
								83	H	Illinois St.	61 56	163	A	Missouri	58 83
								92	A	Southern Ill.	53 61	190	H	Southeast Mo. St.	76 61
								98	H	Davidson	58 65	209	A	La Salle	77 61
												216	A	Northern Ky.	67 42
												274	A	Indiana St.	55 53
												317	A	SIUE	68 35
LAST 10 Division I															
209	A	La Salle	77 61	137	H	VCU	52 65								
98	H	Davidson	58 65	83	H	Illinois St.	61 56								
274	A	Indiana St.	55 53	163	A	Missouri	58 83								
60	H	Kansas	60 68	190	H	Southeast Mo. St.	76 61								
20	H	Princeton	50 66	92	A	Southern Ill.	53 61								

Non-Div I Games:

Saint Louis

■ Loss,
 ■ Non-Conf,
 ■ S Site,
 ■ H Home
 ■ A Away
 N Neutral

Saint Mary's (CA)

Through Games Of Jan. 12, 2020

Average RPI Win:	224	WON-LOST	WINNING	LAST 10	STRENGTH OF	OPP. STRENGTH	TEAM	ADJ.	CONF.	ADJ CONF.
Average RPI Loss:	108	RECORD	PCT. RANK	GAMES	SCHEDULE	OF SCHEDULE	RPI	RPI	RPI	RPI
DIV. I ONLY	9- 8	164	6-4	120	147	128	128	11	11	
DIV. I NON-CONF.	5- 6	187	2-2	127	176	183	183	11	11	
TOTALS	RPI 1-25	RPI 26-50	W-L RECORDS	RPI 51-100	RPI 101-150	RPI 150+				
9- 8	0- 2	1- 1	OVERALL	0- 2	1- 0	7- 3				
6- 2	0- 1	1- 1	HOME	0- 0	0- 0	5- 0				
2- 6	0- 1	0- 0	AWAY	0- 2	1- 0	1- 3				
1- 0	0- 0	0- 0	NEUTRAL	0- 0	0- 0	1- 0				
5- 6	0- 1	1- 1	NON-CONFERENCE	0- 2	0- 0	4- 2				
4- 2	0- 1	1- 1	HOME	0- 0	0- 0	3- 0				
0- 4	0- 0	0- 0	AWAY	0- 2	0- 0	0- 2				
1- 0	0- 0	0- 0	NEUTRAL	0- 0	0- 0	1- 0				
4- 2	0- 1	0- 0	CONFERENCE	0- 0	1- 0	3- 1				
2- 0	0- 0	0- 0	HOME	0- 0	0- 0	2- 0				
2- 2	0- 1	0- 0	AWAY	0- 0	1- 0	1- 1				
0- 0	0- 0	0- 0	NEUTRAL	0- 0	0- 0	0- 0				

RPI 1-25				RPI 26-50				RPI 51-100				RPI 101+ Team's RPI: 128			
RPI	S	Opponent	Score	RPI	S	Opponent	Score	RPI	S	Opponent	Score	RPI	S	Opponent	Score
7	A	Gonzaga	49 74	31	H	Marquette	63 77	60	A	Kansas	81 86	140	A	Santa Clara	95 87
21	H	NC State	70 87	47	H	Western Ky.	80 73	63	A	UCF	58 67	155	A	Portland	65 78
												220	A	San Francisco	86 79
												226	A	Wyoming	67 69
												230	H	Pepperdine	85 78
												233	H	UC Davis	83 74
												264	H	LMU (CA)	86 70
												265	N	St. Bonaventure	72 57
												285	H	UC Santa Barbara	64 43
												301	A	Nevada	72 78
												329	H	Cal Poly	84 67
LAST 10 Division I															
7	A	Gonzaga	49 74	155	A	Portland	65 78								
264	H	LMU (CA)	86 70	265	N	St. Bonaventure	72 57								
230	H	Pepperdine	85 78	63	A	UCF	58 67								
140	A	Santa Clara	95 87	60	A	Kansas	81 86								
220	A	San Francisco	86 79	329	H	Cal Poly	84 67								

Non-Div I Games:

Saint Mary's (CA)

■ Loss,
 ■ Non-Conf,
 ■ S Site,
 ■ H Home
 ■ A Away
 N Neutral

Average RPI Win: 322		WON-LOST	WINNING	LAST 10	STRENGTH OF	OPP. STRENGTH	TEAM	ADJ.	CONF.	ADJ CONF.
Average RPI Loss: 225		RECORD	PCT. RANK	GAMES	SCHEDULE	OF SCHEDULE	RPI	RPI	RPI	RPI
DIV. I ONLY		4- 9	266	2-8	345	330	328	328	24	24
DIV. I NON-CONF.		3- 6	235	1-5	350	333	337	337	24	24
TOTALS		RPI 1-25	RPI 26-50	W-L RECORDS	RPI 51-100	RPI 101-150	RPI 150+			
4- 9	0- 0		0- 0	OVERALL	0- 2	0- 0	4- 7			
2- 3	0- 0		0- 0	HOME	0- 1	0- 0	2- 2			
2- 6	0- 0		0- 0	AWAY	0- 1	0- 0	2- 5			
0- 0	0- 0		0- 0	NEUTRAL	0- 0	0- 0	0- 0			
3- 6	0- 0		0- 0	NON-CONFERENCE	0- 1	0- 0	3- 5			
1- 2	0- 0		0- 0	HOME	0- 1	0- 0	1- 1			
2- 4	0- 0		0- 0	AWAY	0- 0	0- 0	2- 4			
0- 0	0- 0		0- 0	NEUTRAL	0- 0	0- 0	0- 0			
1- 3	0- 0		0- 0	CONFERENCE	0- 1	0- 0	1- 2			
1- 1	0- 0		0- 0	HOME	0- 0	0- 0	1- 1			
0- 2	0- 0		0- 0	AWAY	0- 1	0- 0	0- 1			
0- 0	0- 0		0- 0	NEUTRAL	0- 0	0- 0	0- 0			

RPI 1-25				RPI 26-50				RPI 51-100				RPI 101+				Team's RPI: 328	
RPI	S	Opponent	Score	RPI	S	Opponent	Score	RPI	S	Opponent	Score	RPI	S	Opponent	Score		
								69	A	Marist	76 96	217	A	Howard	80 92		
								78	H	Lehigh	71 80	234	H	Manhattan	52 85		
												243	A	Delaware St.	66 89		
												259	A	Fairfield	48 67		
												272	A	Wagner	89 90		
												299	H	Morgan St.	78 77		
												309	H	Siena	87 83		
												316	A	NJIT	73 76		
												335	A	Coppin St.	82 57		
												339	H	Fairleigh Dickinson	71 77		
												345	A	LIU Brooklyn	89 74		
LAST 10 Division I																	
				234	H	Manhattan	52 85	259	A	Fairfield	48 67						
				309	H	Siena	87 83	243	A	Delaware St.	66 89						
				69	A	Marist	76 96	316	A	NJIT	73 76						
				78	H	Lehigh	71 80	299	H	Morgan St.	78 77						
				339	H	Fairleigh Dickinson	71 77	217	A	Howard	80 92						

Non-Div I Games:

Saint Peter's

Loss, Non-Conf, S Site, H Home A Away N Neutral

Average RPI Win: 247				Through Games of Sun. 11/ 1/10													
WON-LOST		WINNING		LAST 10		STRENGTH OF		OPP. STRENGTH		TEAM		ADJ.		CONF.		ADJ CONF.	
RECORD		PCT. RANK		GAMES		SCHEDULE		OF SCHEDULE		RPI		RPI		RPI		RPI	
DIV. I ONLY		8- 4		78		7-3		320		193		143		143		25	
DIV. I NON-CONF.		2- 4		235		1-3		170		213		182		182		22	
TOTALS		RPI 1-25		RPI 26-50		W-L RECORDS		RPI 51-100		RPI 101-150		RPI 150+					
8- 4		0- 0		0- 1		OVERALL		0- 0		2- 0		6- 3					
3- 0		0- 0		0- 0		HOME		0- 0		1- 0		2- 0					
5- 4		0- 0		0- 1		AWAY		0- 0		1- 0		4- 3					
0- 0		0- 0		0- 0		NEUTRAL		0- 0		0- 0		0- 0					
2- 4		0- 0		0- 1		NON-CONFERENCE		0- 0		1- 0		1- 3					
1- 0		0- 0		0- 0		HOME		0- 0		1- 0		0- 0					
1- 4		0- 0		0- 1		AWAY		0- 0		0- 0		1- 3					
0- 0		0- 0		0- 0		NEUTRAL		0- 0		0- 0		0- 0					
6- 0		0- 0		0- 0		CONFERENCE		0- 0		1- 0		5- 0					
2- 0		0- 0		0- 0		HOME		0- 0		0- 0		2- 0					
4- 0		0- 0		0- 0		AWAY		0- 0		1- 0		3- 0					
0- 0		0- 0		0- 0		NEUTRAL		0- 0		0- 0		0- 0					

RPI 1-25				RPI 26-50				RPI 51-100				RPI 101+				Team's RPI: 143	
RPI	S	Opponent	Score	RPI	S	Opponent	Score	RPI	S	Opponent	Score	RPI	S	Opponent	Score		
				39	A	Oklahoma	71 95					102	A	New Orleans	78 46		
												129	H	Louisiana	77 73		
												207	A	Texas Tech	57 99		
												240	A	Oral Roberts	41 64		
												251	A	Central Ark.	72 54		
												254	A	Ole Miss	69 75		
												262	A	Southeastern La.	84 69		
												283	H	Nicholls St.	87 71		
												296	A	UTSA	81 77		
												308	H	McNeese	92 59		
												344	A	Northwestern St.	79 69		
LAST 10 Division I																	
				262	A	Southeastern La.	84 69	251	A	Central Ark.	72 54						
				283	H	Nicholls St.	87 71	39	A	Oklahoma	71 95						
				308	H	McNeese	92 59	296	A	UTSA	81 77						
				102	A	New Orleans	78 46	240	A	Oral Roberts	41 64						
				344	A	Northwestern St.	79 69	254	A	Ole Miss	69 75						

Non-Div I Games:	Jarvis Christian	114	46	Howard Payne	91	49	Wiley	102	52
------------------	------------------	-----	----	--------------	----	----	-------	-----	----

Sam Houston St.

■ Loss, ■ Non-Conf, S Site, H Home A Away N Neutral

Average RPI Win:	261	WON-LOST	WINNING	LAST 10	STRENGTH OF	OPP. STRENGTH	TEAM	ADJ.	CONF.	ADJ CONF.
Average RPI Loss:	109	RECORD	PCT. RANK	GAMES	SCHEDULE	OF SCHEDULE	RPI	RPI	RPI	RPI
DIV. I ONLY	5- 11	262	5-5	57	265	150	150	22	22	
DIV. I NON-CONF.	4- 10	259	4-4	52	259	156	156	20	20	
TOTALS	RPI 1-25	RPI 26-50	W-L RECORDS	RPI 51-100	RPI 101-150	RPI 150+				
5- 11	0- 2	0- 1	OVERALL	0- 2	0- 3	5- 3				
0- 3	0- 0	0- 1	HOME	0- 1	0- 0	0- 1				
4- 8	0- 2	0- 0	AWAY	0- 1	0- 3	4- 2				
1- 0	0- 0	0- 0	NEUTRAL	0- 0	0- 0	1- 0				
4- 10	0- 2	0- 1	NON-CONFERENCE	0- 2	0- 2	4- 3				
0- 3	0- 0	0- 1	HOME	0- 1	0- 0	0- 1				
3- 7	0- 2	0- 0	AWAY	0- 1	0- 2	3- 2				
1- 0	0- 0	0- 0	NEUTRAL	0- 0	0- 0	1- 0				
1- 1	0- 0	0- 0	CONFERENCE	0- 0	0- 1	1- 0				
0- 0	0- 0	0- 0	HOME	0- 0	0- 0	0- 0				
1- 1	0- 0	0- 0	AWAY	0- 0	0- 1	1- 0				
0- 0	0- 0	0- 0	NEUTRAL	0- 0	0- 0	0- 0				

RPI 1-25				RPI 26-50				RPI 51-100				RPI 101+ Team's RPI: 150			
RPI	S	Opponent	Score	RPI	S	Opponent	Score	RPI	S	Opponent	Score	RPI	S	Opponent	Score
17	A	Florida St.	59 88	47	H	Western Ky.	84 88	71	H	Troy	65 74	125	A	Furman	69 77
18	A	Kentucky	49 79					76	A	UT Martin	75 80	130	A	Fordham	37 68
												133	A	Florida	48 84
												164	H	Tennessee Tech	57 72
												165	A	UAB	69 76
												188	A	North Ala.	79 63
												214	A	Murray St.	84 56
												257	A	Kennesaw St.	55 60
												286	A	Alabama St.	83 48
												294	A	Wofford	74 58
												323	N	Hofstra	65 45
LAST 10 Division I															
294	A	Wofford	74 58	125	A	Furman	69 77								
323	N	Hofstra	65 45	18	A	Kentucky	49 79								
130	A	Fordham	37 68	165	A	UAB	69 76								
214	A	Murray St.	84 56	286	A	Alabama St.	83 48								
47	H	Western Ky.	84 88	188	A	North Ala.	79 63								

Non-Div I Games: Montevallo 81 60

Samford

■ Loss,
 ■ Non-Conf,
 ■ S Site,
 ■ H Home
 ■ A Away
 N Neutral

San Diego

Through Games Of Jan. 12, 2020

Average RPI Win:	250	WON-LOST	WINNING	LAST 10	STRENGTH OF	OPP. STRENGTH	TEAM	ADJ.	CONF.	ADJ CONF.
Average RPI Loss:	140	RECORD	PCT. RANK	GAMES	SCHEDULE	OF SCHEDULE	RPI	RPI	RPI	RPI
DIV. I ONLY	7- 8	194	4-6	135	266	189	189	11	11	
DIV. I NON-CONF.	5- 5	163	2-3	154	337	208	208	11	11	
TOTALS	RPI 1-25	RPI 26-50	W-L RECORDS	RPI 51-100	RPI 101-150	RPI 150+				
7- 8	0- 1	0- 0	OVERALL	0- 1	0- 2	7- 4				
4- 5	0- 1	0- 0	HOME	0- 1	0- 1	4- 2				
3- 3	0- 0	0- 0	AWAY	0- 0	0- 1	3- 2				
0- 0	0- 0	0- 0	NEUTRAL	0- 0	0- 0	0- 0				
5- 5	0- 0	0- 0	NON-CONFERENCE	0- 1	0- 1	5- 3				
3- 4	0- 0	0- 0	HOME	0- 1	0- 1	3- 2				
2- 1	0- 0	0- 0	AWAY	0- 0	0- 0	2- 1				
0- 0	0- 0	0- 0	NEUTRAL	0- 0	0- 0	0- 0				
2- 3	0- 1	0- 0	CONFERENCE	0- 0	0- 1	2- 1				
1- 1	0- 1	0- 0	HOME	0- 0	0- 0	1- 0				
1- 2	0- 0	0- 0	AWAY	0- 0	0- 1	1- 1				
0- 0	0- 0	0- 0	NEUTRAL	0- 0	0- 0	0- 0				

RPI 1-25				RPI 26-50				RPI 51-100				RPI 101+				Team's RPI: 189
RPI	S	Opponent	Score	RPI	S	Opponent	Score	RPI	S	Opponent	Score	RPI	S	Opponent	Score	
7	H	Gonzaga	42 57					81	H	Washington	47 65	103	A	BYU	36 52	
												122	H	Idaho	32 65	
												155	H	Portland	74 55	
												174	A	San Jose St.	82 88	
												196	H	Cal St. Fullerton	67 72	
												204	H	Towson	81 67	
												207	H	Texas Tech	60 64	
												230	A	Pepperdine	57 73	
												252	H	CSUN	59 40	
												264	A	LMU (CA)	67 59	
												279	H	Monmouth	57 49	
												281	A	San Diego St.	70 47	
												312	A	Air Force	70 59	
LAST 10 Division I																
7	H	Gonzaga	42 57	103	A	BYU	36 52									
155	H	Portland	74 55	81	H	Washington	47 65									
264	A	LMU (CA)	67 59	281	A	San Diego St.	70 47									
230	A	Pepperdine	57 73	196	H	Cal St. Fullerton	67 72									
252	H	CSUN	59 40	122	H	Idaho	32 65									

Non-Div I Games: Biola 81 28

San Diego

■ Loss,
 ■ Non-Conf,
 ■ S Site,
 ■ H Home
 ■ A Away
 N Neutral

Average RPI Win:	260	WON-LOST	WINNING	LAST 10	STRENGTH OF	OPP. STRENGTH	TEAM	ADJ.	CONF.	ADJ CONF.
Average RPI Loss:	190	RECORD	PCT. RANK	GAMES	SCHEDULE	OF SCHEDULE	RPI	RPI	RPI	RPI
DIV. I ONLY	7- 10	221	5-5	277	271	281	281	19	19	
DIV. I NON-CONF.	4- 7	225	2-2	316	282	312	312	25	25	
TOTALS	RPI 1-25	RPI 26-50	W-L RECORDS	RPI 51-100	RPI 101-150	RPI 150+				
7- 10	0- 0	0- 0	OVERALL	0- 2	0- 1	7- 7				
5- 5	0- 0	0- 0	HOME	0- 1	0- 0	5- 4				
2- 5	0- 0	0- 0	AWAY	0- 1	0- 1	2- 3				
0- 0	0- 0	0- 0	NEUTRAL	0- 0	0- 0	0- 0				
4- 7	0- 0	0- 0	NON-CONFERENCE	0- 1	0- 0	4- 6				
2- 5	0- 0	0- 0	HOME	0- 1	0- 0	2- 4				
2- 2	0- 0	0- 0	AWAY	0- 0	0- 0	2- 2				
0- 0	0- 0	0- 0	NEUTRAL	0- 0	0- 0	0- 0				
3- 3	0- 0	0- 0	CONFERENCE	0- 1	0- 1	3- 1				
3- 0	0- 0	0- 0	HOME	0- 0	0- 0	3- 0				
0- 3	0- 0	0- 0	AWAY	0- 1	0- 1	0- 1				
0- 0	0- 0	0- 0	NEUTRAL	0- 0	0- 0	0- 0				

RPI 1-25				RPI 26-50				RPI 51-100				RPI 101+				Team's RPI: 281	
RPI	S	Opponent	Score	RPI	S	Opponent	Score	RPI	S	Opponent	Score	RPI	S	Opponent	Score		
								94	A	Boise St.	72	86	114	A	Fresno St.	54	79
								97	H	California	48	74	174	A	San Jose St.	67	84
												189	H	San Diego	47	70	
												196	H	Cal St. Fullerton	55	45	
												199	A	Hawaii	58	61	
												204	H	Towson	80	72	
												219	H	Arkansas St.	62	71	
												226	H	Wyoming	67	60	
												252	H	CSUN	69	74	
												258	H	Colorado St.	59	49	
												275	H	Alabama A&M	53	61	
												285	A	UC Santa Barbara	52	64	
												292	H	Utah St.	66	62	
												302	A	California Baptist	80	68	
												341	A	Incarnate Word	57	48	
LAST 10 Division I																	
				226	H	Wyoming	67	60				94	A	Boise St.	72	86	
				292	H	Utah St.	66	62				302	A	California Baptist	80	68	
				114	A	Fresno St.	54	79				189	H	San Diego	47	70	
				252	H	CSUN	69	74				174	A	San Jose St.	67	84	
				341	A	Incarnate Word	57	48				258	H	Colorado St.	59	49	

Non-Div I Games: Westcliff 77 56

San Diego St.

San Francisco

Through Games Of Jan. 12, 2020

Average RPI Win:	224	WON-LOST	WINNING	LAST 10	STRENGTH OF	OPP. STRENGTH	TEAM	ADJ.	CONF.	ADJ CONF.
Average RPI Loss:	128	RECORD	PCT. RANK	GAMES	SCHEDULE	OF SCHEDULE	RPI	RPI	RPI	RPI
DIV. I ONLY	7- 10	221	4-6	166	157	220	220	11	11	
DIV. I NON-CONF.	7- 5	130	4-1	143	179	132	132	11	11	
TOTALS	RPI 1-25	RPI 26-50	W-L RECORDS	RPI 51-100	RPI 101-150	RPI 150+				
7- 10	0- 2	0- 0	OVERALL	0- 2	1- 3	6- 3				
3- 5	0- 1	0- 0	HOME	0- 1	0- 3	3- 0				
1- 4	0- 0	0- 0	AWAY	0- 1	0- 0	1- 3				
3- 1	0- 1	0- 0	NEUTRAL	0- 0	1- 0	2- 0				
7- 5	0- 2	0- 0	NON-CONFERENCE	0- 1	1- 1	6- 1				
3- 2	0- 1	0- 0	HOME	0- 0	0- 1	3- 0				
1- 2	0- 0	0- 0	AWAY	0- 1	0- 0	1- 1				
3- 1	0- 1	0- 0	NEUTRAL	0- 0	1- 0	2- 0				
0- 5	0- 0	0- 0	CONFERENCE	0- 1	0- 2	0- 2				
0- 3	0- 0	0- 0	HOME	0- 1	0- 2	0- 0				
0- 2	0- 0	0- 0	AWAY	0- 0	0- 0	0- 2				
0- 0	0- 0	0- 0	NEUTRAL	0- 0	0- 0	0- 0				

































RPI 1-25				RPI 26-50				RPI 51-100				RPI 101+ Team's RPI: 220			
RPI	S	Opponent	Score	RPI	S	Opponent	Score	RPI	S	Opponent	Score	RPI	S	Opponent	Score
8	H	Stanford	71 97					64	H	Pacific	61 84	122	H	Idaho	60 66
13	N	Mississippi St.	38 73					81	A	Washington	54 73	128	H	Saint Mary's (CA)	79 86
												135	N	Houston	80 57
												140	H	Santa Clara	72 80
												181	A	Northern Colo.	90 83
												196	H	Cal St. Fullerton	71 63
												200	N	Bowling Green	64 56
												230	A	Pepperdine	70 82
												233	A	UC Davis	67 79
												252	H	CSUN	79 61
												260	N	UC Irvine	68 61
												264	A	LMU (CA)	69 76
												343	H	Sacramento St.	87 82
LAST 10 Division I															
264	A	LMU (CA)	69 76	230	A	Pepperdine	70 82								
140	H	Santa Clara	72 80	81	A	Washington	54 73								
64	H	Pacific	61 84	343	H	Sacramento St.	87 82								
128	H	Saint Mary's (CA)	79 86	196	H	Cal St. Fullerton	71 63								
260	N	UC Irvine	68 61	135	N	Houston	80 57								

Non-Div I Games:

San Francisco

■ Loss,
■ Non-Conf,
■ S Site,
■ H Home
■ A Away
N Neutral

Average RPI Win:	249	WON-LOST	WINNING	LAST 10	STRENGTH OF	OPP. STRENGTH	TEAM	ADJ.	CONF.	ADJ CONF.
Average RPI Loss:	155	RECORD	PCT. RANK	GAMES	SCHEDULE	OF SCHEDULE	RPI	RPI	RPI	RPI
DIV. I ONLY	10- 6	100	6-4	290	219	174	174	19	19	
DIV. I NON-CONF.	5- 5	163	1-3	328	155	263	263	25	25	
TOTALS	RPI 1-25	RPI 26-50	W-L RECORDS	RPI 51-100	RPI 101-150	RPI 150+				
10- 6	0- 0	0- 0	OVERALL	1- 1	0- 3	9- 2				
5- 1	0- 0	0- 0	HOME	1- 0	0- 1	4- 0				
5- 3	0- 0	0- 0	AWAY	0- 1	0- 1	5- 1				
0- 2	0- 0	0- 0	NEUTRAL	0- 0	0- 1	0- 1				
5- 5	0- 0	0- 0	NON-CONFERENCE	1- 1	0- 2	4- 2				
4- 0	0- 0	0- 0	HOME	1- 0	0- 0	3- 0				
1- 3	0- 0	0- 0	AWAY	0- 1	0- 1	1- 1				
0- 2	0- 0	0- 0	NEUTRAL	0- 0	0- 1	0- 1				
5- 1	0- 0	0- 0	CONFERENCE	0- 0	0- 1	5- 0				
1- 1	0- 0	0- 0	HOME	0- 0	0- 1	1- 0				
4- 0	0- 0	0- 0	AWAY	0- 0	0- 0	4- 0				
0- 0	0- 0	0- 0	NEUTRAL	0- 0	0- 0	0- 0				

RPI 1-25			RPI 26-50			RPI 51-100			RPI 101+			Team's RPI: 174
RPI	S	Opponent	Score	RPI	S	Opponent	Score	RPI	S	Opponent	Score	
						73  CSU Bakersfield	71 	103	N	BYU	56 	
						79  Buffalo	95 88	114	 Fresno St.	76 		
								140	 Santa Clara	81 		
								170	 New Mexico	81 80		
								189	 San Diego	88 82		
								238	N Northern Ariz.	64 		
								258	 Colorado St.	58 53		
								260	 UC Irvine	77 		
								281	 San Diego St.	84 67		
								285	 UC Santa Barbara	73 70		
								290	 Eastern Wash.	84 66		
								292	 Utah St.	76 61		
								301	 Nevada	72 70		
								343	 Sacramento St.	73 67		
LAST 10 Division I												
						301  Nevada	72 70	258	 Colorado St.	58 53		
						114  Fresno St.	76 	281	 San Diego St.	84 67		
						170  New Mexico	81 80	292	 Utah St.	76 61		
						238 N Northern Ariz.	64 	73	 CSU Bakersfield	71 		
						103 N BYU	56 	189	 San Diego	88 82		

Non-Div I Games: La Verne 128 62

San Jose St.

Santa Clara

Through Games Of Jan. 12, 2020

Average RPI Win:	174	WON-LOST	WINNING	LAST 10	STRENGTH OF	OPP. STRENGTH	TEAM	ADJ.	CONF.	ADJ CONF.
Average RPI Loss:	161	RECORD	PCT. RANK	GAMES	SCHEDULE	OF SCHEDULE	RPI	RPI	RPI	RPI
DIV. I ONLY	7- 8	194	4-6	116	164	140	140	11	11	
DIV. I NON-CONF.	5- 5	163	2-3	71	174	99	99	11	11	
TOTALS	RPI 1-25	RPI 26-50	W-L RECORDS	RPI 51-100	RPI 101-150	RPI 150+				
7- 8	0- 1	0- 1	OVERALL	1- 1	1- 1	5- 4				
3- 2	0- 0	0- 0	HOME	1- 0	1- 1	1- 1				
3- 5	0- 1	0- 1	AWAY	0- 1	0- 0	3- 2				
1- 1	0- 0	0- 0	NEUTRAL	0- 0	0- 0	1- 1				
5- 5	0- 1	0- 1	NON-CONFERENCE	0- 1	1- 0	4- 2				
2- 1	0- 0	0- 0	HOME	0- 0	1- 0	1- 1				
2- 3	0- 1	0- 1	AWAY	0- 1	0- 0	2- 0				
1- 1	0- 0	0- 0	NEUTRAL	0- 0	0- 0	1- 1				
2- 3	0- 0	0- 0	CONFERENCE	1- 0	0- 1	1- 2				
1- 1	0- 0	0- 0	HOME	1- 0	0- 1	0- 0				
1- 2	0- 0	0- 0	AWAY	0- 0	0- 0	1- 2				
0- 0	0- 0	0- 0	NEUTRAL	0- 0	0- 0	0- 0				

RPI 1-25				RPI 26-50				RPI 51-100				RPI 101+ Team's RPI: 140			
RPI	S	Opponent	Score	RPI	S	Opponent	Score	RPI	S	Opponent	Score	RPI	S	Opponent	Score
1	A	Missouri St.	64 71	49	A	Arizona	52 65	64	H	Pacific	75 65	114	H	Fresno St.	90 66
								97	A	California	65 69	128	H	Saint Mary's (CA)	87 95
												159	N	Montana	68 58
												174	H	San Jose St.	89 81
												220	A	San Francisco	80 72
												230	A	Pepperdine	71 79
												233	A	UC Davis	62 61
												244	N	Delaware	80 81
												252	A	CSUN	76 55
												264	A	LMU (CA)	59 75
												273	H	Long Beach St.	46 54
LAST 10 Division I															
230	A	Pepperdine	71 79	264	A	LMU (CA)	59 75								
220	A	San Francisco	80 72	252	A	CSUN	76 55								
128	H	Saint Mary's (CA)	87 95	97	A	California	65 69								
64	H	Pacific	75 65	273	H	Long Beach St.	46 54								
114	H	Fresno St.	90 66	244	N	Delaware	80 81								

Non-Div I Games: UC Santa Cruz 109 51

Santa Clara

Loss, Non-Conf, S Site, H Home A Away N Neutral

Average RPI Win:	323	WON-LOST	WINNING	LAST 10	STRENGTH OF	OPP. STRENGTH	TEAM	ADJ.	CONF.	ADJ CONF.
Average RPI Loss:	212	RECORD	PCT. RANK	GAMES	SCHEDULE	OF SCHEDULE	RPI	RPI	RPI	RPI
DIV. I ONLY	4- 9	266	4-6	340	342	336	336	32	32	
DIV. I NON-CONF.	3- 7	252	3-4	319	320	323	323	32	32	
TOTALS	RPI 1-25	RPI 26-50	W-L RECORDS	RPI 51-100	RPI 101-150	RPI 150+				
4- 9	0- 0	0- 0	OVERALL	0- 1	0- 2	4- 6				
3- 3	0- 0	0- 0	HOME	0- 0	0- 2	3- 1				
1- 6	0- 0	0- 0	AWAY	0- 1	0- 0	1- 5				
0- 0	0- 0	0- 0	NEUTRAL	0- 0	0- 0	0- 0				
3- 7	0- 0	0- 0	NON-CONFERENCE	0- 1	0- 2	3- 4				
2- 2	0- 0	0- 0	HOME	0- 0	0- 2	2- 0				
1- 5	0- 0	0- 0	AWAY	0- 1	0- 0	1- 4				
0- 0	0- 0	0- 0	NEUTRAL	0- 0	0- 0	0- 0				
1- 2	0- 0	0- 0	CONFERENCE	0- 0	0- 0	1- 2				
1- 1	0- 0	0- 0	HOME	0- 0	0- 0	1- 1				
0- 1	0- 0	0- 0	AWAY	0- 0	0- 0	0- 1				
0- 0	0- 0	0- 0	NEUTRAL	0- 0	0- 0	0- 0				

RPI 1-25				RPI 26-50				RPI 51-100				RPI 101+				Team's RPI: 336	
RPI	S	Opponent	Score	RPI	S	Opponent	Score	RPI	S	Opponent	Score	RPI	S	Opponent	Score		
								81	A	Washington	46	78	115	H	Montana St.	65	73
												122	H	Idaho	84	90	
												196	A	Cal St. Fullerton	63	81	
												237	H	UMKC	65	76	
												238	A	Northern Ariz.	80	88	
												273	H	Long Beach St.	66	54	
												291	A	Idaho St.	48	73	
												292	A	Utah St.	63	70	
												329	A	Cal Poly	72	49	
												340	A	Utah Valley	58	70	
												343	H	Sacramento St.	88	84	
												348	H	Chicago St.	80	51	
LAST 10 Division I																	
348	H	Chicago St.	80	51	340	A	Utah Valley	58	70								
237	H	UMKC	65	76	343	H	Sacramento St.	88	84								
196	A	Cal St. Fullerton	63	81	115	H	Montana St.	65	73								
329	A	Cal Poly	72	49	81	A	Washington	46	78								
273	H	Long Beach St.	66	54	122	H	Idaho	84	90								

Non-Div I Games: Warner Pacific 89 47 Saint Martin's 91 81 Central Wash. 75 65

Seattle U

Average RPI Win:	186	WON-LOST	WINNING	LAST 10	STRENGTH OF	OPP. STRENGTH	TEAM	ADJ.	CONF.	ADJ CONF.
Average RPI Loss:	37	RECORD	PCT. RANK	GAMES	SCHEDULE	OF SCHEDULE	RPI	RPI	RPI	RPI
DIV. I ONLY	10- 7	126	6-4	34	57	62	62	6	6	
DIV. I NON-CONF.	7- 4	100	3-1	18	75	52	52	6	6	
TOTALS	RPI 1-25	RPI 26-50	W-L RECORDS	RPI 51-100	RPI 101-150	RPI 150+				
10- 7	0- 3	0- 2	OVERALL	1- 2	3- 0	6- 0				
5- 3	0- 2	0- 0	HOME	0- 1	1- 0	4- 0				
3- 3	0- 1	0- 1	AWAY	0- 1	1- 0	2- 0				
2- 1	0- 0	0- 1	NEUTRAL	1- 0	1- 0	0- 0				
7- 4	0- 2	0- 1	NON-CONFERENCE	1- 1	2- 0	4- 0				
4- 2	0- 2	0- 0	HOME	0- 0	1- 0	3- 0				
1- 1	0- 0	0- 0	AWAY	0- 1	0- 0	1- 0				
2- 1	0- 0	0- 1	NEUTRAL	1- 0	1- 0	0- 0				
3- 3	0- 1	0- 1	CONFERENCE	0- 1	1- 0	2- 0				
1- 1	0- 0	0- 0	HOME	0- 1	0- 0	1- 0				
2- 2	0- 1	0- 1	AWAY	0- 0	1- 0	1- 0				
0- 0	0- 0	0- 0	NEUTRAL	0- 0	0- 0	0- 0				

RPI 1-25				RPI 26-50				RPI 51-100				Team's RPI: 62	RPI 101+			
RPI	S	Opponent	Score	RPI	S	Opponent	Score	RPI	S	Opponent	Score		RPI	S	Opponent	Score
4	H	UConn	78 92	29	N	Georgia Tech	54 79	55	N	Vanderbilt	69 65		132	A	Butler	67 62
11	A	DePaul	68 85	31	A	Marquette	60 81	78	A	Lehigh	68 75		137	H	VCU	53 33
20	H	Princeton	76 78					88	H	Villanova	55 61		146	N	Saint Joseph's	55 39
													156	A	Iona	89 37
													232	A	Xavier	83 61
													241	H	Sacred Heart	95 69
													242	H	Georgetown	79 60
													255	H	Lafayette	74 50
													259	H	Fairfield	74 44
LAST 10 Division I																
		11	A	DePaul	68	85		31	A	Marquette	60	81				
		242	H	Georgetown	79	60		255	H	Lafayette	74	50				
		88	H	Villanova	55	61		156	A	Iona	89	37				
		232	A	Xavier	83	61		4	H	UConn	78	92				
		132	A	Butler	67	62		55	N	Vanderbilt	69	65				

Non-Div I Games:

Seton Hall

■ Loss,
■ Non-Conf,
■ S Site,
■ H Home
■ A Away
N Neutral

Average RPI Win:	296	WON-LOST	WINNING	LAST 10	STRENGTH OF	OPP. STRENGTH	TEAM	ADJ.	CONF.	ADJ CONF.
Average RPI Loss:	202	RECORD	PCT. RANK	GAMES	SCHEDULE	OF SCHEDULE	RPI	RPI	RPI	RPI
DIV. I ONLY	3- 11	303	2-8	219	349	309	309	24	24	
DIV. I NON-CONF.	2- 7	288	1-4	60	350	269	269	24	24	
TOTALS	RPI 1-25	RPI 26-50	W-L RECORDS	RPI 51-100	RPI 101-150	RPI 150+				
3- 11	0- 0	0- 0	OVERALL	0- 0	0- 4	3- 7				
2- 3	0- 0	0- 0	HOME	0- 0	0- 0	2- 3				
1- 8	0- 0	0- 0	AWAY	0- 0	0- 4	1- 4				
0- 0	0- 0	0- 0	NEUTRAL	0- 0	0- 0	0- 0				
2- 7	0- 0	0- 0	NON-CONFERENCE	0- 0	0- 4	2- 3				
2- 1	0- 0	0- 0	HOME	0- 0	0- 0	2- 1				
0- 6	0- 0	0- 0	AWAY	0- 0	0- 4	0- 2				
0- 0	0- 0	0- 0	NEUTRAL	0- 0	0- 0	0- 0				
1- 4	0- 0	0- 0	CONFERENCE	0- 0	0- 0	1- 4				
0- 2	0- 0	0- 0	HOME	0- 0	0- 0	0- 2				
1- 2	0- 0	0- 0	AWAY	0- 0	0- 0	1- 2				
0- 0	0- 0	0- 0	NEUTRAL	0- 0	0- 0	0- 0				

RPI 1-25			RPI 26-50			RPI 51-100			RPI 101+			Team's RPI: 309
RPI	S	Opponent	Score	RPI	S	Opponent	Score	RPI	S	Opponent	Score	
								107	A	Colgate	51	88
								108	A	Penn	44	92
								120	A	Massachusetts	55	61
								142	A	Harvard	51	68
								178	H	Binghamton	62	89
								184	A	Fla. Atlantic	39	83
								206	H	Quinnipiac	52	66
								241	H	Sacred Heart	68	57
								249	A	Niagara	61	68
								259	H	Fairfield	35	65
								314	H	Albany (NY)	52	46
								328	A	Saint Peter's	83	87
								332	A	Canisius	68	63
								339	A	Fairleigh Dickinson	58	67
LAST 10 Division I												
249	A	Niagara	61	68	332	A	Canisius	68	63			
328	A	Saint Peter's	83	87	120	A	Massachusetts	55	61			
206	H	Quinnipiac	52	66	314	H	Albany (NY)	52	46			
259	H	Fairfield	35	65	107	A	Colgate	51	88			
339	A	Fairleigh Dickinson	58	67	184	A	Fla. Atlantic	39	83			

Non-Div I Games:

Siena

■ Loss,
 ■ Non-Conf,
 ■ S Site,
 ■ Home
 ■ A Away
 N Neutral

South Alabama

Through Games Of Jan. 12, 2020

Average RPI Win:	260	WON-LOST	WINNING	LAST 10	STRENGTH OF	OPP. STRENGTH	TEAM	ADJ.	CONF.	ADJ CONF.
Average RPI Loss:	136	RECORD	PCT. RANK	GAMES	SCHEDULE	OF SCHEDULE	RPI	RPI	RPI	RPI
DIV. I ONLY	5- 9	240	4-6	210	201	276	276	23	23	
DIV. I NON-CONF.	3- 7	252	2-4	217	104	280	280	21	21	
TOTALS	RPI 1-25	RPI 26-50	W-L RECORDS	RPI 51-100	RPI 101-150	RPI 150+				
5- 9	0- 1	0- 0	OVERALL	0- 1	0- 2	5- 5				
4- 5	0- 1	0- 0	HOME	0- 1	0- 1	4- 2				
1- 4	0- 0	0- 0	AWAY	0- 0	0- 1	1- 3				
0- 0	0- 0	0- 0	NEUTRAL	0- 0	0- 0	0- 0				
3- 7	0- 1	0- 0	NON-CONFERENCE	0- 1	0- 0	3- 5				
2- 4	0- 1	0- 0	HOME	0- 1	0- 0	2- 2				
1- 3	0- 0	0- 0	AWAY	0- 0	0- 0	1- 3				
0- 0	0- 0	0- 0	NEUTRAL	0- 0	0- 0	0- 0				
2- 2	0- 0	0- 0	CONFERENCE	0- 0	0- 2	2- 0				
2- 1	0- 0	0- 0	HOME	0- 0	0- 1	2- 0				
0- 1	0- 0	0- 0	AWAY	0- 0	0- 1	0- 0				
0- 0	0- 0	0- 0	NEUTRAL	0- 0	0- 0	0- 0				

RPI 1-25				RPI 26-50				RPI 51-100				RPI 101+ Team's RPI: 276			
RPI	S	Opponent	Score	RPI	S	Opponent	Score	RPI	S	Opponent	Score	RPI	S	Opponent	Score
25	H	Rutgers	56 77					75	H	Alabama	62 74	109	H	Coastal Caro.	62 71
												129	A	Louisiana	68 73
												152	A	Tulane	62 53
												153	H	Auburn	62 82
												160	H	Miami (OH)	73 76
												165	A	UAB	61 77
												193	H	A&M-Corpus Christi	83 82
												197	A	Southern Miss.	55 62
												211	A	ETSU	60 65
												271	H	Appalachian St.	81 66
												334	H	Tennessee St.	70 48
												349	H	La.-Monroe	72 63
LAST 10 Division I															
129	A	Louisiana	68 73	349	H	La.-Monroe	72 63								
109	H	Coastal Caro.	62 71	152	A	Tulane	62 53								
271	H	Appalachian St.	81 66	153	H	Auburn	62 82								
211	A	ETSU	60 65	334	H	Tennessee St.	70 48								
197	A	Southern Miss.	55 62	75	H	Alabama	62 74								

Non-Div I Games: William Carey 68 52 Mobile 103 59

South Alabama

Loss, Non-Conf, S Site, H Home A Away N Neutral

South Carolina

Through Games Of Jan. 12, 2020

Average RPI Win:	102	WON-LOST	WINNING	LAST 10	STRENGTH OF	OPP. STRENGTH	TEAM	ADJ.	CONF.	ADJ CONF.
Average RPI Loss:	9	RECORD	PCT. RANK	GAMES	SCHEDULE	OF SCHEDULE	RPI	RPI	RPI	RPI
DIV. I ONLY	16- 1	2	10-0	10	15	2	2	5	5	
DIV. I NON-CONF.	12- 1	9	6-0	32	12	6	6	5	5	
TOTALS	RPI 1-25	RPI 26-50	W-L RECORDS	RPI 51-100	RPI 101-150	RPI 150+				
16- 1	3- 1	4- 0	OVERALL	4- 0	1- 0	4- 0				
8- 0	1- 0	4- 0	HOME	0- 0	0- 0	3- 0				
6- 0	1- 0	0- 0	AWAY	3- 0	1- 0	1- 0				
2- 1	1- 1	0- 0	NEUTRAL	1- 0	0- 0	0- 0				
12- 1	2- 1	3- 0	NON-CONFERENCE	2- 0	1- 0	4- 0				
6- 0	0- 0	3- 0	HOME	0- 0	0- 0	3- 0				
4- 0	1- 0	0- 0	AWAY	1- 0	1- 0	1- 0				
2- 1	1- 1	0- 0	NEUTRAL	1- 0	0- 0	0- 0				
4- 0	1- 0	1- 0	CONFERENCE	2- 0	0- 0	0- 0				
2- 0	1- 0	1- 0	HOME	0- 0	0- 0	0- 0				
2- 0	0- 0	0- 0	AWAY	2- 0	0- 0	0- 0				
0- 0	0- 0	0- 0	NEUTRAL	0- 0	0- 0	0- 0				

RPI 1-25				Team's RPI: 2				RPI 26-50				RPI 51-100				RPI 101+								
RPI	S	Opponent	Score					RPI	S	Opponent	Score					RPI	S	Opponent	Score					
9	N	Indiana	57	71				27	H	Purdue	85	49	52	A	Temple	78	71	113	A	Dayton	75	49		
16	N	Baylor	74	59				40	H	South Dakota	73	60	53	N	Washington St.	68	53	171	A	Clemson	84	48		
18	H	Kentucky	99	72				41	H	Duke	89	46	55	A	Vanderbilt	93	57	271	H	Appalachian St.	92	50		
24	A	Maryland	63	54				46	H	Arkansas	91	82	75	A	Alabama	93	78	286	H	Alabama St.	103	43		
																				337	H	USC Upstate	112	32

Season Carolina B&C				Through Games Of Jan. 11, 1910						
Average RPI Win:	341	WON-LOST	WINNING	LAST 10	STRENGTH OF	OPP. STRENGTH	TEAM	ADJ.	CONF.	ADJ CONF.
Average RPI Loss:	245	RECORD	PCT. RANK	GAMES	SCHEDULE	OF SCHEDULE	RPI	RPI	RPI	RPI
DIV. I ONLY	2- 13	327	1-9	342	347	346	346	29	29	
DIV. I NON-CONF.	1- 12	335	0-8	324	347	348	348	31	31	
TOTALS	RPI 1-25	RPI 26-50	W-L RECORDS	RPI 51-100	RPI 101-150	RPI 150+				
2- 13	0- 0	0- 0	OVERALL	0- 0	0- 1	2- 12				
0- 5	0- 0	0- 0	HOME	0- 0	0- 0	0- 5				
2- 7	0- 0	0- 0	AWAY	0- 0	0- 1	2- 6				
0- 1	0- 0	0- 0	NEUTRAL	0- 0	0- 0	0- 1				
1- 12	0- 0	0- 0	NON-CONFERENCE	0- 0	0- 1	1- 11				
0- 5	0- 0	0- 0	HOME	0- 0	0- 0	0- 5				
1- 6	0- 0	0- 0	AWAY	0- 0	0- 1	1- 5				
0- 1	0- 0	0- 0	NEUTRAL	0- 0	0- 0	0- 1				
1- 1	0- 0	0- 0	CONFERENCE	0- 0	0- 0	1- 1				
0- 0	0- 0	0- 0	HOME	0- 0	0- 0	0- 0				
1- 1	0- 0	0- 0	AWAY	0- 0	0- 0	1- 1				
0- 0	0- 0	0- 0	NEUTRAL	0- 0	0- 0	0- 0				

RPI 1-25				RPI 26-50				RPI 51-100				RPI 101+				Team's RPI: 346	
RPI	S	Opponent	Score	RPI	S	Opponent	Score	RPI	S	Opponent	Score	RPI	S	Opponent	Score		
												109	A	Coastal Caro.	44	85	
												168	H	North Dakota	53	95	
												188	N	North Ala.	46	99	
												191	A	UNC Asheville	51	82	
												201	A	UNLV	57	66	
												225	A	UNCW	46	84	
												227	H	Col. of Charleston	55	76	
												289	H	Radford	45	60	
												299	A	Morgan St.	47	77	
												303	H	Presbyterian	49	70	
												319	H	Mercer	55	66	
												324	A	Georgia St.	52	77	
												335	A	Coppin St.	71	60	
												337	A	USC Upstate	47	58	
												347	A	Charleston So.	81	75	
LAST 10 Division I																	
				335	A	Coppin St.	71 60	299	A	Morgan St.	47 77						
				109	A	Coastal Caro.	44 85	191	A	UNC Asheville	51 82						
				188	N	North Ala.	46 99	319	H	Mercer	55 66						
				324	A	Georgia St.	52 77	168	H	North Dakota	53 95						
				337	A	USC Upstate	47 58	201	A	UNLV	57 66						

Non-Div I Games:

South Carolina St.

Loss, Non-Conf, S Site, H Home A Away N Neutral

South Dakota

Through Games Of Jan. 12, 2020

Average RPI Win:	179	WON-LOST	WINNING	LAST 10	STRENGTH OF	OPP. STRENGTH	TEAM	ADJ.	CONF.	ADJ CONF.
Average RPI Loss:	2	RECORD	PCT. RANK	GAMES	SCHEDULE	OF SCHEDULE	RPI	RPI	RPI	RPI
DIV. I ONLY	14- 2	16	9-1	181	8	40	40	18	18	
DIV. I NON-CONF.	10- 2	31	5-1	82	2	21	21	19	19	
TOTALS	RPI 1-25	RPI 26-50	W-L RECORDS	RPI 51-100	RPI 101-150	RPI 150+				
14- 2	2- 2	1- 0	OVERALL	0- 0	1- 0	10- 0				
7- 1	2- 1	0- 0	HOME	0- 0	0- 0	5- 0				
5- 1	0- 1	0- 0	AWAY	0- 0	1- 0	4- 0				
2- 0	0- 0	1- 0	NEUTRAL	0- 0	0- 0	1- 0				
10- 2	2- 2	1- 0	NON-CONFERENCE	0- 0	1- 0	6- 0				
5- 1	2- 1	0- 0	HOME	0- 0	0- 0	3- 0				
3- 1	0- 1	0- 0	AWAY	0- 0	1- 0	2- 0				
2- 0	0- 0	1- 0	NEUTRAL	0- 0	0- 0	1- 0				
4- 0	0- 0	0- 0	CONFERENCE	0- 0	0- 0	4- 0				
2- 0	0- 0	0- 0	HOME	0- 0	0- 0	2- 0				
2- 0	0- 0	0- 0	AWAY	0- 0	0- 0	2- 0				
0- 0	0- 0	0- 0	NEUTRAL	0- 0	0- 0	0- 0				

RPI 1-25				RPI 26-50				Team's RPI: 40				RPI 51-100				RPI 101+			
RPI	S	Opponent	Score	RPI	S	Opponent	Score	RPI	S	Opponent	Score	RPI	S	Opponent	Score	RPI	S	Opponent	Score
1	H	Missouri St.	66 74	30	N	Ohio St.	68 53									136	A	Utah	84 81
2	A	South Carolina	60 73													159	H	Montana	96 64
14	H	Creighton	72 65													162	A	Green Bay	66 60
23	H	Drake	102 94													163	H	Missouri	72 56
																177	A	Northeastern	80 76
																212	N	Northern Ill.	91 48
																231	A	Western Ill.	96 65
																247	H	Omaha	77 44
																295	H	Denver	104 61
																320	A	Purdue Fort Wayne	62 41
																335	H	Coppin St.	82 44
LAST 10 Division I																			
295	H	Denver	104 61	247	H	Omaha	77 44												
320	A	Purdue Fort Wayne	62 41	335	H	Coppin St.	82 44												
231	A	Western Ill.	96 65	14	H	Creighton	72 65												
2	A	South Carolina	60 73	212	N	Northern Ill.	91 48												
159	H	Montana	96 64	30	N	Ohio St.	68 53												

Non-Div I Games: Mt. Marty 110 39

South Dakota

Loss, Non-Conf, S Site, H Home A Away N Neutral

Season Totals By				Through Games Of Jan. 11, 1910						
Average RPI Win:	216	WON-LOST	WINNING	LAST 10	STRENGTH OF	OPP. STRENGTH	TEAM	ADJ.	CONF.	ADJ CONF.
Average RPI Loss:	24	RECORD	PCT. RANK	GAMES	SCHEDULE	OF SCHEDULE	RPI	RPI	RPI	RPI
DIV. I ONLY	12- 6	78	7-3	185	28	90	90	18	18	
DIV. I NON-CONF.	7- 6	160	2-3	79	5	94	94	19	19	
TOTALS	RPI 1-25	RPI 26-50	W-L RECORDS	RPI 51-100	RPI 101-150	RPI 150+				
12- 6	0- 3	0- 3	OVERALL	1- 0	2- 0	9- 0				
6- 2	0- 0	0- 2	HOME	0- 0	1- 0	5- 0				
4- 3	0- 3	0- 0	AWAY	0- 0	0- 0	4- 0				
2- 1	0- 0	0- 1	NEUTRAL	1- 0	1- 0	0- 0				
7- 6	0- 3	0- 3	NON-CONFERENCE	1- 0	2- 0	4- 0				
4- 2	0- 0	0- 2	HOME	0- 0	1- 0	3- 0				
1- 3	0- 3	0- 0	AWAY	0- 0	0- 0	1- 0				
2- 1	0- 0	0- 1	NEUTRAL	1- 0	1- 0	0- 0				
5- 0	0- 0	0- 0	CONFERENCE	0- 0	0- 0	5- 0				
2- 0	0- 0	0- 0	HOME	0- 0	0- 0	2- 0				
3- 0	0- 0	0- 0	AWAY	0- 0	0- 0	3- 0				
0- 0	0- 0	0- 0	NEUTRAL	0- 0	0- 0	0- 0				

RPI 1-25					
RPI	S	Opponent	Score		
12	A	Oregon	56	95	
14	A	Creighton	48	61	
23	A	Drake	67	74	

RPI 26-50					
RPI	S	Opponent	Score		
28	H	Central Mich.	74	79	
31	H	Marquette	58	65	
36	N	FGCU	70	71	

RPI 51-100					
RPI	S	Opponent	Score		
77	N	South Fla.	61	50	

Team's RPI: 90					
RPI	S	Opponent	Score		
115	H	Montana St.	60	50	
124	N	Notre Dame	65	59	
162	A	Green Bay	60	55	
221	H	Chattanooga	71	56	
226	H	Wyoming	67	40	
231	H	Western Ill.	75	45	
240	H	Oral Roberts	58	44	
247	A	Omaha	68	51	
295	A	Denver	86	79	
320	A	Purdue Fort Wayne	100	69	
335	H	Coppin St.	94	41	

RPI 101+					
RPI	S	Opponent	Score		
115	H	Montana St.	60	50	
124	N	Notre Dame	65	59	
162	A	Green Bay	60	55	
221	H	Chattanooga	71	56	
226	H	Wyoming	67	40	
231	H	Western Ill.	75	45	
240	H	Oral Roberts	58	44	
247	A	Omaha	68	51	
295	A	Denver	86	79	
320	A	Purdue Fort Wayne	100	69	
335	H	Coppin St.	94	41	

LAST 10 Division I					
295	A	Denver	86	79	
231	H	Western Ill.	75	45	
240	H	Oral Roberts	58	44	
247	A	Omaha	68	51	
162	A	Green Bay	60	55	
320	A	Purdue Fort Wayne	100	69	
31	H	Marquette	58	65	
28	H	Central Mich.	74	79	
221	H	Chattanooga	71	56	
12	A	Oregon	56	95	

Non-Div I Games:	Dakota Wesleyan	77	46
------------------	-----------------	----	----

South Dakota St.

Loss, Non-Conf, S Site, H Home A Away N Neutral

Average RPI Win:	185	WON-LOST	WINNING	LAST 10	STRENGTH OF	OPP. STRENGTH	TEAM	ADJ.	CONF.	ADJ CONF.
Average RPI Loss:	80	RECORD	PCT. RANK	GAMES	SCHEDULE	OF SCHEDULE	RPI	RPI	RPI	RPI
DIV. I ONLY	10- 6	100	5-5	54	135	77	77	9	9	
DIV. I NON-CONF.	8- 6	138	3-5	56	153	109	109	8	8	
TOTALS	RPI 1-25	RPI 26-50	W-L RECORDS	RPI 51-100	RPI 101-150	RPI 150+				
10- 6	0- 2	0- 1	OVERALL	1- 1	3- 1	6- 1				
9- 0	0- 0	0- 0	HOME	1- 0	3- 0	5- 0				
1- 2	0- 1	0- 0	AWAY	0- 0	0- 0	1- 1				
0- 4	0- 1	0- 1	NEUTRAL	0- 1	0- 1	0- 0				
8- 6	0- 2	0- 1	NON-CONFERENCE	1- 1	2- 1	5- 1				
8- 0	0- 0	0- 0	HOME	1- 0	2- 0	5- 0				
0- 2	0- 1	0- 0	AWAY	0- 0	0- 0	0- 1				
0- 4	0- 1	0- 1	NEUTRAL	0- 1	0- 1	0- 0				
2- 0	0- 0	0- 0	CONFERENCE	0- 0	1- 0	1- 0				
1- 0	0- 0	0- 0	HOME	0- 0	1- 0	0- 0				
1- 0	0- 0	0- 0	AWAY	0- 0	0- 0	1- 0				
0- 0	0- 0	0- 0	NEUTRAL	0- 0	0- 0	0- 0				

RPI S	Opponent	Score	RPI S	Opponent	Score	RPI S	Opponent	Score	RPI S	Opponent	Score
13 N	Mississippi St.	61 86	36 N	FGCU	77 81	67 H	Texas	64 57	118 H	Cincinnati	76 68
16 A	Baylor	46 58				90 N	South Dakota St.	50 61	122 H	Idaho	67 64
									124 N	Notre Dame	51 67
									137 H	VCU	77 55
									201 A	UNLV	51 61
									215 H	Jacksonville	70 39
									217 H	Howard	82 53
									218 A	Tulsa	68 52
									222 H	Saint Francis (PA)	62 23
									246 H	Brown	70 60
									286 H	Alabama St.	80 29
LAST 10 Division I											
118 H	Cincinnati	76 68	218 A	Tulsa	68 52						
246 H	Brown	70 60	286 H	Alabama St.	80 29						
201 A	UNLV	51 61	124 N	Notre Dame	51 67						
13 N	Mississippi St.	61 86	36 N	FGCU	77 81						
122 H	Idaho	67 64	90 N	South Dakota St.	50 61						

Non-Div I Games:

South Fla.

Average RPI Win:	245	WON-LOST	WINNING	LAST 10	STRENGTH OF	OPP. STRENGTH	TEAM	ADJ.	CONF.	ADJ CONF.
Average RPI Loss:	162	RECORD	PCT. RANK	GAMES	SCHEDULE	OF SCHEDULE	RPI	RPI	RPI	RPI
DIV. I ONLY	8- 5	112	6-4	335	143	190	190	21	21	
DIV. I NON-CONF.	6- 3	90	4-2	335	129	160	160	23	23	
TOTALS	RPI 1-25	RPI 26-50	W-L RECORDS	RPI 51-100	RPI 101-150	RPI 150+				
8- 5	0- 0	0- 0	OVERALL	1- 2	1- 0	6- 3				
3- 1	0- 0	0- 0	HOME	1- 1	0- 0	2- 0				
5- 4	0- 0	0- 0	AWAY	0- 1	1- 0	4- 3				
0- 0	0- 0	0- 0	NEUTRAL	0- 0	0- 0	0- 0				
6- 3	0- 0	0- 0	NON-CONFERENCE	1- 1	0- 0	5- 2				
2- 0	0- 0	0- 0	HOME	1- 0	0- 0	1- 0				
4- 3	0- 0	0- 0	AWAY	0- 1	0- 0	4- 2				
0- 0	0- 0	0- 0	NEUTRAL	0- 0	0- 0	0- 0				
2- 2	0- 0	0- 0	CONFERENCE	0- 1	1- 0	1- 1				
1- 1	0- 0	0- 0	HOME	0- 1	0- 0	1- 0				
1- 1	0- 0	0- 0	AWAY	0- 0	1- 0	0- 1				
0- 0	0- 0	0- 0	NEUTRAL	0- 0	0- 0	0- 0				

RPI 1-25			RPI 26-50			RPI 51-100			RPI 101+			Team's RPI: 190
RPI	S	Opponent	Score	RPI	S	Opponent	Score	RPI	S	Opponent	Score	
						89	H Belmont	45	57	141	A Austin Peay	79 66
						91	A Saint Louis	61	76	186	A Eastern Mich.	64 69
						92	H Southern Ill.	79	65	214	A Murray St.	62 70
										219	A Arkansas St.	79 67
										231	A Western Ill.	91 97
										254	A Ole Miss	70 53
										274	A Indiana St.	68 58
										320	A Purdue Fort Wayne	58 48
										327	H Evansville	83 60
										334	H Tennessee St.	83 54
LAST 10 Division I												
						89	H Belmont	45	57	334	H Tennessee St.	83 54
						214	A Murray St.	62	70	254	A Ole Miss	70 53
						141	A Austin Peay	79	66	92	H Southern Ill.	79 65
						274	A Indiana St.	68	58	91	A Saint Louis	61 76
						231	A Western Ill.	91	97	320	A Purdue Fort Wayne	58 48

Non-Div I Games: Harris-Stowe 106 64 Mo.-St. Louis 70 56

Southeast Mo. St.

Loss, Non-Conf, S Site, H Home A Away N Neutral

Southeastern La.

Through Games Of Jan. 12, 2020

Average RPI Win:	258	WON-LOST	WINNING	LAST 10	STRENGTH OF	OPP. STRENGTH	TEAM	ADJ.	CONF.	ADJ CONF.
Average RPI Loss:	157	RECORD	PCT. RANK	GAMES	SCHEDULE	OF SCHEDULE	RPI	RPI	RPI	RPI
DIV. I ONLY	4- 10	275	4-6	196	300	262	262	25	25	
DIV. I NON-CONF.	2- 6	279	2-2	135	260	217	217	22	22	
TOTALS	RPI 1-25	RPI 26-50	W-L RECORDS	RPI 51-100	RPI 101-150	RPI 150+				
4- 10	0- 0	0- 1	OVERALL	0- 1	0- 3	4- 5				
2- 3	0- 0	0- 0	HOME	0- 0	0- 1	2- 2				
2- 7	0- 0	0- 1	AWAY	0- 1	0- 2	2- 3				
0- 0	0- 0	0- 0	NEUTRAL	0- 0	0- 0	0- 0				
2- 6	0- 0	0- 1	NON-CONFERENCE	0- 1	0- 2	2- 2				
1- 0	0- 0	0- 0	HOME	0- 0	0- 0	1- 0				
1- 6	0- 0	0- 1	AWAY	0- 1	0- 2	1- 2				
0- 0	0- 0	0- 0	NEUTRAL	0- 0	0- 0	0- 0				
2- 4	0- 0	0- 0	CONFERENCE	0- 0	0- 1	2- 3				
1- 3	0- 0	0- 0	HOME	0- 0	0- 1	1- 2				
1- 1	0- 0	0- 0	AWAY	0- 0	0- 0	1- 1				
0- 0	0- 0	0- 0	NEUTRAL	0- 0	0- 0	0- 0				

RPI 1-25				RPI 26-50				RPI 51-100				RPI 101+ Team's RPI: 262			
RPI	S	Opponent	Score	RPI	S	Opponent	Score	RPI	S	Opponent	Score	RPI	S	Opponent	Score
				35	A	LSU	52 62	75	A	Alabama	50 87	129	A	Louisiana	50 60
												135	A	Houston	65 78
												143	H	Sam Houston St.	69 84
												151	A	SFA	51 77
												185	H	Jackson St.	63 59
												187	H	Lamar University	57 65
												193	H	A&M-Corpus Christi	48 44
												197	A	Southern Miss.	54 62
												236	A	Louisiana Tech	78 92
												283	H	Nicholls St.	65 67
												306	A	Houston Baptist	69 59
												349	A	La.-Monroe	65 52
LAST 10 Division I															
				143	H	Sam Houston St.	69 84	283	H	Nicholls St.	65 67				
				193	H	A&M-Corpus Christi	48 44	187	H	Lamar University	57 65				
				151	A	SFA	51 77	236	A	Louisiana Tech	78 92				
				75	A	Alabama	50 87	185	H	Jackson St.	63 59				
				306	A	Houston Baptist	69 59	349	A	La.-Monroe	65 52				

Non-Div I Games: LSU-Alexandria 89 67

Southeastern La.

■ Loss,
 ■ Non-Conf, S Site,
 ■ Home
 ■ Away
 N Neutral

Southern California

Through Games Of Jan. 12, 2020

Average RPI Win:	211	WON-LOST	WINNING	LAST 10	STRENGTH OF	OPP. STRENGTH	TEAM	ADJ.	CONF.	ADJ CONF.
Average RPI Loss:	79	RECORD	PCT. RANK	GAMES	SCHEDULE	OF SCHEDULE	RPI	RPI	RPI	RPI
DIV. I ONLY	8- 8	168	5-5	43	101	101	101	1	1	
DIV. I NON-CONF.	8- 3	68	5-0	161	193	89	89	1	1	
TOTALS	RPI 1-25	RPI 26-50	W-L RECORDS	RPI 51-100	RPI 101-150	RPI 150+				
8- 8	0- 2	1- 3	OVERALL	1- 1	0- 1	6- 1				
5- 3	0- 1	1- 2	HOME	0- 0	0- 0	4- 0				
2- 4	0- 1	0- 1	AWAY	0- 0	0- 1	2- 1				
1- 1	0- 0	0- 0	NEUTRAL	1- 1	0- 0	0- 0				
8- 3	0- 1	1- 0	NON-CONFERENCE	1- 1	0- 0	6- 1				
5- 1	0- 1	1- 0	HOME	0- 0	0- 0	4- 0				
2- 1	0- 0	0- 0	AWAY	0- 0	0- 0	2- 1				
1- 1	0- 0	0- 0	NEUTRAL	1- 1	0- 0	0- 0				
0- 5	0- 1	0- 3	CONFERENCE	0- 0	0- 1	0- 0				
0- 2	0- 0	0- 2	HOME	0- 0	0- 0	0- 0				
0- 3	0- 1	0- 1	AWAY	0- 0	0- 1	0- 0				
0- 0	0- 0	0- 0	NEUTRAL	0- 0	0- 0	0- 0				

RPI 1-25				RPI 26-50				RPI 51-100				RPI 101+ Team's RPI: 101			
RPI	S	Opponent	Score	RPI	S	Opponent	Score	RPI	S	Opponent	Score	RPI	S	Opponent	Score
6	A	UCLA	59 83	26	H	Virginia	59 49	54	N	Nebraska	54 67	136	A	Utah	65 67
19	H	Texas A&M	64 74	37	H	Arizona St.	54 63	75	N	Alabama	60 57	201	H	UNLV	75 54
				42	A	Colorado	53 66					235	A	UC Riverside	76 59
				49	H	Arizona	57 65					252	A	CSUN	69 53
												273	H	Long Beach St.	57 40
												285	A	UC Santa Barbara	46 57
												301	H	Nevada	50 47
												325	H	UTRGV	80 43
LAST 10 Division I															
				42	A	Colorado	53 66	136	A	Utah	65 67				
				37	H	Arizona St.	54 63	301	H	Nevada	50 47				
				49	H	Arizona	57 65	325	H	UTRGV	80 43				
				6	A	UCLA	59 83	201	H	UNLV	75 54				
				273	H	Long Beach St.	57 40	75	N	Alabama	60 57				

Non-Div I Games:

Southern California

■ Loss,
 ■ Non-Conf,
 ■ S Site,
 ■ Home
 ■ A Away
 N Neutral

Average RPI Win:	185	WON-LOST	WINNING	LAST 10	STRENGTH OF	OPP. STRENGTH	TEAM	ADJ.	CONF.	ADJ CONF.
Average RPI Loss:	101	RECORD	PCT. RANK	GAMES	SCHEDULE	OF SCHEDULE	RPI	RPI	RPI	RPI
DIV. I ONLY	9- 6	121	6-4	79	221	92	92	7	7	
DIV. I NON-CONF.	8- 3	68	5-1	160	258	79	79	7	7	
TOTALS	RPI 1-25	RPI 26-50	W-L RECORDS	RPI 51-100	RPI 101-150	RPI 150+				
9- 6	0- 1	0- 1	OVERALL	2- 1	0- 1	7- 2				
4- 3	0- 1	0- 1	HOME	2- 0	0- 0	2- 1				
4- 3	0- 0	0- 0	AWAY	0- 1	0- 1	4- 1				
1- 0	0- 0	0- 0	NEUTRAL	0- 0	0- 0	1- 0				
8- 3	0- 0	0- 0	NON-CONFERENCE	2- 1	0- 0	6- 2				
4- 1	0- 0	0- 0	HOME	2- 0	0- 0	2- 1				
3- 2	0- 0	0- 0	AWAY	0- 1	0- 0	3- 1				
1- 0	0- 0	0- 0	NEUTRAL	0- 0	0- 0	1- 0				
1- 3	0- 1	0- 1	CONFERENCE	0- 0	0- 1	1- 0				
0- 2	0- 1	0- 1	HOME	0- 0	0- 0	0- 0				
1- 1	0- 0	0- 0	AWAY	0- 0	0- 1	1- 0				
0- 0	0- 0	0- 0	NEUTRAL	0- 0	0- 0	0- 0				

RPI 1-25				RPI 26-50				RPI 51-100				RPI 101+			
RPI	S	Opponent	Score	RPI	S	Opponent	Score	RPI	S	Opponent	Score	RPI	S	Opponent	Score
23	H	Drake	65 73	34	H	UNI	57 60	61	A	IUPUI	78 81	117	A	Loyola Chicago	49 51
								76	H	UT Martin	70 59	164	H	Tennessee Tech	76 65
								91	H	Saint Louis	61 53	173	A	Valparaiso	67 51
												180	H	Memphis	66 70
												186	A	Eastern Mich.	85 54
												190	A	Southeast Mo. St.	65 79
												212	A	Northern Ill.	80 61
												214	H	Murray St.	76 66
												231	N	Western Ill.	79 65
												317	A	SIUE	103 67
LAST 10 Division I															
34	H	UNI	57 60	23	H	Drake	65 73								
117	A	Loyola Chicago	49 51	214	H	Murray St.	76 66								
173	A	Valparaiso	67 51	190	A	Southeast Mo. St.	65 79								
212	A	Northern Ill.	80 61	76	H	UT Martin	70 59								
231	N	Western Ill.	79 65	91	H	Saint Louis	61 53								

Non-Div I Games:

Southern Ill.

■ Loss,
 ■ Non-Conf,
 ■ S Site,
 ■ H Home
 ■ A Away
 N Neutral

Average RPI Win:	270	WON-LOST	WINNING	LAST 10	STRENGTH OF	OPP. STRENGTH	TEAM	ADJ.	CONF.	ADJ CONF.
Average RPI Loss:	126	RECORD	PCT. RANK	GAMES	SCHEDULE	OF SCHEDULE	RPI	RPI	RPI	RPI
DIV. I ONLY	8- 4	78	7-3	274	245	197	197	13	13	
DIV. I NON-CONF.	6- 3	90	5-2	303	207	191	191	15	15	
TOTALS	RPI 1-25	RPI 26-50	W-L RECORDS	RPI 51-100	RPI 101-150	RPI 150+				
8- 4	0- 1	0- 0	OVERALL	0- 0	1- 1	7- 2				
7- 2	0- 0	0- 0	HOME	0- 0	1- 0	6- 2				
1- 2	0- 1	0- 0	AWAY	0- 0	0- 1	1- 0				
0- 0	0- 0	0- 0	NEUTRAL	0- 0	0- 0	0- 0				
6- 3	0- 1	0- 0	NON-CONFERENCE	0- 0	1- 1	5- 1				
5- 1	0- 0	0- 0	HOME	0- 0	1- 0	4- 1				
1- 2	0- 1	0- 0	AWAY	0- 0	0- 1	1- 0				
0- 0	0- 0	0- 0	NEUTRAL	0- 0	0- 0	0- 0				
2- 1	0- 0	0- 0	CONFERENCE	0- 0	0- 0	2- 1				
2- 1	0- 0	0- 0	HOME	0- 0	0- 0	2- 1				
0- 0	0- 0	0- 0	AWAY	0- 0	0- 0	0- 0				
0- 0	0- 0	0- 0	NEUTRAL	0- 0	0- 0	0- 0				

RPI	S	Opponent	Score	RPI	S	Opponent	Score	RPI	S	Opponent	Score	RPI	S	Opponent	Score	Team's RPI: 197
13	A	Mississippi St.	58 91									135	A	Houston	60 75	
												137	H	VCU	51 39	
												152	H	Tulane	58 62	
												202	H	UTEP	72 89	
												236	H	Louisiana Tech	66 60	
												254	H	Ole Miss	59 53	
												262	H	Southeastern La.	62 54	
												276	H	South Alabama	62 55	
												296	H	UTSA	82 65	
												349	A	La.-Monroe	57 42	
												350	H	Mississippi Val.	84 80	
LAST 10 Division I																
202	H	UTEP	72 89	296	H	UTSA	82 65									
236	H	Louisiana Tech	66 60	137	H	VCU	51 39									
135	A	Houston	60 75	350	H	Mississippi Val.	84 80									
276	H	South Alabama	62 55	254	H	Ole Miss	59 53									
152	H	Tulane	58 62	349	A	La.-Monroe	57 42									

Non-Div I Games: Faulkner 71 59 William Carey 77 47

Southern Miss.

Average RPI Win:	315	WON-LOST	WINNING	LAST 10	STRENGTH OF	OPP. STRENGTH	TEAM	ADJ.	CONF.	ADJ CONF.
Average RPI Loss:	90	RECORD	PCT. RANK	GAMES	SCHEDULE	OF SCHEDULE	RPI	RPI	RPI	RPI
DIV. I ONLY	2- 10	317	2-8	111	77	229	229	31	31	
DIV. I NON-CONF.	0- 9	338	0-7	12	67	236	236	29	29	
TOTALS	RPI 1-25	RPI 26-50	W-L RECORDS	RPI 51-100	RPI 101-150	RPI 150+				
2- 10	0- 1	0- 1	OVERALL	0- 5	0- 2	2- 1				
1- 0	0- 0	0- 0	HOME	0- 0	0- 0	1- 0				
1- 8	0- 1	0- 1	AWAY	0- 4	0- 2	1- 0				
0- 2	0- 0	0- 0	NEUTRAL	0- 1	0- 0	0- 1				
0- 9	0- 1	0- 1	NON-CONFERENCE	0- 4	0- 2	0- 1				
0- 0	0- 0	0- 0	HOME	0- 0	0- 0	0- 0				
0- 7	0- 1	0- 1	AWAY	0- 3	0- 2	0- 0				
0- 2	0- 0	0- 0	NEUTRAL	0- 1	0- 0	0- 1				
2- 1	0- 0	0- 0	CONFERENCE	0- 1	0- 0	2- 0				
1- 0	0- 0	0- 0	HOME	0- 0	0- 0	1- 0				
1- 1	0- 0	0- 0	AWAY	0- 1	0- 0	1- 0				
0- 0	0- 0	0- 0	NEUTRAL	0- 0	0- 0	0- 0				

RPI 1-25				RPI 26-50				RPI 51-100				RPI 101+ Team's RPI: 229			
RPI	S	Opponent	Score	RPI	S	Opponent	Score	RPI	S	Opponent	Score	RPI	S	Opponent	Score
25	A	Rutgers	58 78	45	A	Oklahoma St.	59 72	53	N	Washington St.	54 69	130	A	Fordham	52 65
								54	A	Nebraska	39 73	147	A	Wichita St.	63 69
								67	A	Texas	39 93	191	N	UNC Asheville	34 53
								84	A	Iowa St.	36 69	307	A	Prairie View	68 48
								99	A	Texas Southern	56 61	322	H	Grambling	81 57
LAST 10 Division I															
307	A	Prairie View	68 48	322	H	Grambling	81 57	130	A	Fordham	52 65	25	A	Rutgers	58 78
99	A	Texas Southern	56 61	54	A	Nebraska	39 73	67	A	Texas	39 93	45	A	Oklahoma St.	59 72
191	N	UNC Asheville	34 53												
53	N	Washington St.	54 69												

Non-Div I Games: Tougaloo 100 39 Wiley 78 55

Southern U.

Loss, Non-Conf, S Site, H Home A Away N Neutral

Southern Utah

Through Games Of Jan. 12, 2020

Average RPI Win:	246	WON-LOST	WINNING	LAST 10	STRENGTH OF	OPP. STRENGTH	TEAM	ADJ.	CONF.	ADJ CONF.
Average RPI Loss:	159	RECORD	PCT. RANK	GAMES	SCHEDULE	OF SCHEDULE	RPI	RPI	RPI	RPI
DIV. I ONLY	8- 5	112	6-4	234	227	145	145	20	20	
DIV. I NON-CONF.	6- 3	90	4-2	250	226	127	127	17	17	
TOTALS	RPI 1-25	RPI 26-50	W-L RECORDS	RPI 51-100	RPI 101-150	RPI 150+				
8- 5	0- 1	0- 0	OVERALL	0- 0	0- 1	8- 3				
7- 0	0- 0	0- 0	HOME	0- 0	0- 0	7- 0				
1- 5	0- 1	0- 0	AWAY	0- 0	0- 1	1- 3				
0- 0	0- 0	0- 0	NEUTRAL	0- 0	0- 0	0- 0				
6- 3	0- 1	0- 0	NON-CONFERENCE	0- 0	0- 0	6- 2				
5- 0	0- 0	0- 0	HOME	0- 0	0- 0	5- 0				
1- 3	0- 1	0- 0	AWAY	0- 0	0- 0	1- 2				
0- 0	0- 0	0- 0	NEUTRAL	0- 0	0- 0	0- 0				
2- 2	0- 0	0- 0	CONFERENCE	0- 0	0- 1	2- 1				
2- 0	0- 0	0- 0	HOME	0- 0	0- 0	2- 0				
0- 2	0- 0	0- 0	AWAY	0- 0	0- 1	0- 1				
0- 0	0- 0	0- 0	NEUTRAL	0- 0	0- 0	0- 0				

RPI 1-25				RPI 26-50				RPI 51-100				RPI 101+ Team's RPI: 145			
RPI	S	Opponent	Score	RPI	S	Opponent	Score	RPI	S	Opponent	Score	RPI	S	Opponent	Score
5	A	Oregon St.	45 95									115	A	Montana St.	65 91
												159	A	Montana	74 81
												196	H	Cal St. Fullerton	79 63
												201	H	UNLV	72 68
												208	H	Portland St.	71 58
												223	A	Grand Canyon	65 69
												235	H	UC Riverside	79 68
												240	H	Oral Roberts	72 58
												260	H	UC Irvine	82 68
												291	H	Idaho St.	72 65
												295	A	Denver	73 81
												340	A	Utah Valley	71 58
LAST 10 Division I															
115	A	Montana St.	65 91	291	H	Idaho St.	72 65								
159	A	Montana	74 81	260	H	UC Irvine	82 68								
208	H	Portland St.	71 58	240	H	Oral Roberts	72 58								
235	H	UC Riverside	79 68	5	A	Oregon St.	45 95								
295	A	Denver	73 81	201	H	UNLV	72 68								

Non-Div I Games:

Southern Utah

■ Loss,
 ■ Non-Conf, S Site,
 ■ Home
 ■ Away
 N Neutral

St. Bonaventure

Through Games Of Jan. 12, 2020

Average RPI Win:	214	WON-LOST	WINNING	LAST 10	STRENGTH OF	OPP. STRENGTH	TEAM	ADJ.	CONF.	ADJ CONF.
Average RPI Loss:	139	RECORD	PCT. RANK	GAMES	SCHEDULE	OF SCHEDULE	RPI	RPI	RPI	RPI
DIV. I ONLY	4- 12	290	3-7	95	261	265	265	12	12	
DIV. I NON-CONF.	3- 10	282	2-5	125	267	290	290	12	12	
TOTALS	RPI 1-25	RPI 26-50	W-L RECORDS	RPI 51-100	RPI 101-150	RPI 150+				
4- 12	0- 0	0- 0	OVERALL	0- 3	1- 5	3- 4				
3- 6	0- 0	0- 0	HOME	0- 2	0- 2	3- 2				
0- 5	0- 0	0- 0	AWAY	0- 1	0- 2	0- 2				
1- 1	0- 0	0- 0	NEUTRAL	0- 0	1- 1	0- 0				
3- 10	0- 0	0- 0	NON-CONFERENCE	0- 3	1- 3	2- 4				
2- 5	0- 0	0- 0	HOME	0- 2	0- 1	2- 2				
0- 4	0- 0	0- 0	AWAY	0- 1	0- 1	0- 2				
1- 1	0- 0	0- 0	NEUTRAL	0- 0	1- 1	0- 0				
1- 2	0- 0	0- 0	CONFERENCE	0- 0	0- 2	1- 0				
1- 1	0- 0	0- 0	HOME	0- 0	0- 1	1- 0				
0- 1	0- 0	0- 0	AWAY	0- 0	0- 1	0- 0				
0- 0	0- 0	0- 0	NEUTRAL	0- 0	0- 0	0- 0				

RPI 1-25				RPI 26-50				RPI 51-100				RPI 101+				Team's RPI: 265	
RPI	S	Opponent	Score	RPI	S	Opponent	Score	RPI	S	Opponent	Score	RPI	S	Opponent	Score		
								56	H	St. John's (NY)	56	68	120	H	Massachusetts	52	62
								65	A	Bucknell	60	68	123	A	Kent St.	58	81
								79	H	Buffalo	36	46	128	N	Saint Mary's (CA)	57	72
													130	A	Fordham	53	79
													139	H	Cornell	42	70
													148	N	Wright St.	57	56
													157	H	Cleveland St.	62	65
													166	H	Akron	54	63
													178	A	Binghamton	67	78
													192	H	George Mason	62	47
													249	H	Niagara	71	67
													267	H	Oakland	80	66
													332	A	Canisius	82	84
LAST 10 Division I																	
				120	H	Massachusetts	52	62					192	H	George Mason	62	47
				130	A	Fordham	53	79					267	H	Oakland	80	66
				139	H	Cornell	42	70					79	H	Buffalo	36	46
				128	N	Saint Mary's (CA)	57	72					123	A	Kent St.	58	81
				148	N	Wright St.	57	56					178	A	Binghamton	67	78

Non-Div I Games:

St. Bonaventure

Loss, Non-Conf, S Site, H Home A Away N Neutral

Average RPI Win:	304	WON-LOST	WINNING	LAST 10	STRENGTH OF	OPP. STRENGTH	TEAM	ADJ.	CONF.	ADJ CONF.
Average RPI Loss:	163	RECORD	PCT. RANK	GAMES	SCHEDULE	OF SCHEDULE	RPI	RPI	RPI	RPI
DIV. I ONLY	4- 9	266	4-6	264	282	298	298	30	30	
DIV. I NON-CONF.	3- 7	252	3-4	167	233	248	248	30	30	
TOTALS	RPI 1-25	RPI 26-50	W-L RECORDS	RPI 51-100	RPI 101-150	RPI 150+				
4- 9	0- 1	0- 1	OVERALL	0- 3	0- 0	4- 4				
3- 2	0- 0	0- 0	HOME	0- 1	0- 0	3- 1				
1- 5	0- 1	0- 1	AWAY	0- 1	0- 0	1- 2				
0- 2	0- 0	0- 0	NEUTRAL	0- 1	0- 0	0- 1				
3- 7	0- 1	0- 1	NON-CONFERENCE	0- 3	0- 0	3- 2				
2- 1	0- 0	0- 0	HOME	0- 1	0- 0	2- 0				
1- 4	0- 1	0- 1	AWAY	0- 1	0- 0	1- 1				
0- 2	0- 0	0- 0	NEUTRAL	0- 1	0- 0	0- 1				
1- 2	0- 0	0- 0	CONFERENCE	0- 0	0- 0	1- 2				
1- 1	0- 0	0- 0	HOME	0- 0	0- 0	1- 1				
0- 1	0- 0	0- 0	AWAY	0- 0	0- 0	0- 1				
0- 0	0- 0	0- 0	NEUTRAL	0- 0	0- 0	0- 0				

RPI 1-25				RPI 26-50				RPI 51-100				RPI 101+ Team's RPI: 298			
RPI	S	Opponent	Score	RPI	S	Opponent	Score	RPI	S	Opponent	Score	RPI	S	Opponent	Score
20	A	Princeton	44 76	31	A	Marquette	71 92	64	N	Pacific	62 71	222	A	Saint Francis (PA)	72 82
								86	H	Stony Brook	73 86	278	H	Loyola Maryland	89 78
								100	A	Boston College	69 106	280	H	Army West Point	70 64
												288	N	Ga. Southern	47 78
												314	A	Albany (NY)	49 41
												316	A	NJIT	69 88
												339	H	Fairleigh Dickinson	57 62
												345	H	LIU Brooklyn	88 63
LAST 10 Division I															
345	H	LIU Brooklyn	88 63	222	A	Saint Francis (PA)	72 82								
339	H	Fairleigh Dickinson	57 62	20	A	Princeton	44 76								
288	N	Ga. Southern	47 78	316	A	NJIT	69 88								
64	N	Pacific	62 71	278	H	Loyola Maryland	89 78								
314	A	Albany (NY)	49 41	280	H	Army West Point	70 64								

Non-Div I Games: East Stroudsburg 84 62

St. Francis Brooklyn

Loss, Non-Conf, S Site, H Home A Away N Neutral

St. John's (NY)

Through Games Of Jan. 12, 2020

Average RPI Win:	189	WON-LOST	WINNING	LAST 10	STRENGTH OF	OPP. STRENGTH	TEAM	ADJ.	CONF.	ADJ CONF.
Average RPI Loss:	65	RECORD	PCT. RANK	GAMES	SCHEDULE	OF SCHEDULE	RPI	RPI	RPI	RPI
DIV. I ONLY	10- 7	126	6-4	48	81	56	56	6	6	
DIV. I NON-CONF.	7- 4	100	3-1	37	164	45	45	6	6	
TOTALS	RPI 1-25	RPI 26-50	W-L RECORDS	RPI 51-100	RPI 101-150	RPI 150+				
10- 7	0- 2	0- 2	OVERALL	2- 2	2- 0	6- 1				
6- 1	0- 0	0- 0	HOME	1- 1	1- 0	4- 0				
4- 5	0- 2	0- 2	AWAY	1- 0	1- 0	2- 1				
0- 1	0- 0	0- 0	NEUTRAL	0- 1	0- 0	0- 0				
7- 4	0- 1	0- 1	NON-CONFERENCE	2- 1	1- 0	4- 1				
5- 0	0- 0	0- 0	HOME	1- 0	1- 0	3- 0				
2- 3	0- 1	0- 1	AWAY	1- 0	0- 0	1- 1				
0- 1	0- 0	0- 0	NEUTRAL	0- 1	0- 0	0- 0				
3- 3	0- 1	0- 1	CONFERENCE	0- 1	1- 0	2- 0				
1- 1	0- 0	0- 0	HOME	0- 1	0- 0	1- 0				
2- 2	0- 1	0- 1	AWAY	0- 0	1- 0	1- 0				
0- 0	0- 0	0- 0	NEUTRAL	0- 0	0- 0	0- 0				

RPI 1-25				RPI 26-50				RPI 51-100				RPI 101+			
RPI	S	Opponent	Score	RPI	S	Opponent	Score	RPI	S	Opponent	Score	RPI	S	Opponent	Score
11	A	DePaul	69 74	31	A	Marquette	85 94	51	A	Yale	80 66	120	H	Massachusetts	82 71
17	A	Florida St.	70 74	43	A	James Madison	73 76	58	H	Wake Forest	82 74	132	A	Butler	67 42
								61	N	IUPUI	78 85	201	A	UNLV	75 79
								88	H	Villanova	62 67	232	A	Xavier	75 67
												242	H	Georgetown	71 54
												255	H	Lafayette	76 44
												259	H	Fairfield	71 69
												265	A	St. Bonaventure	68 56
												280	H	Army West Point	96 60
LAST 10 Division I															
31	A	Marquette	85 94	11	A	DePaul	69 74								
88	H	Villanova	62 67	259	H	Fairfield	71 69								
242	H	Georgetown	71 54	17	A	Florida St.	70 74								
132	A	Butler	67 42	280	H	Army West Point	96 60								
232	A	Xavier	75 67	51	A	Yale	80 66								

Non-Div I Games:

St. John's (NY)

■ Loss,
 ■ Non-Conf,
 ■ S Site,
 ■ H Home
 ■ A Away
 N Neutral

Average RPI Win:	122	WON-LOST	WINNING	LAST 10	STRENGTH OF	OPP. STRENGTH	TEAM	ADJ.	CONF.	ADJ CONF.
Average RPI Loss:	67	RECORD	PCT. RANK	GAMES	SCHEDULE	OF SCHEDULE	RPI	RPI	RPI	RPI
DIV. I ONLY	15- 1	5	9-1	28	19	8	8	1	1	
DIV. I NON-CONF.	11- 1	13	5-1	42	42	7	7	1	1	
TOTALS	RPI 1-25	RPI 26-50	W-L RECORDS	RPI 51-100	RPI 101-150	RPI 150+				
15- 1	2- 0	1- 0	OVERALL	7- 1	0- 0	5- 0				
10- 0	1- 0	1- 0	HOME	5- 0	0- 0	3- 0				
2- 1	0- 0	0- 0	AWAY	1- 1	0- 0	1- 0				
3- 0	1- 0	0- 0	NEUTRAL	1- 0	0- 0	1- 0				
11- 1	2- 0	1- 0	NON-CONFERENCE	3- 1	0- 0	5- 0				
7- 0	1- 0	1- 0	HOME	2- 0	0- 0	3- 0				
1- 1	0- 0	0- 0	AWAY	0- 1	0- 0	1- 0				
3- 0	1- 0	0- 0	NEUTRAL	1- 0	0- 0	1- 0				
4- 0	0- 0	0- 0	CONFERENCE	4- 0	0- 0	0- 0				
3- 0	0- 0	0- 0	HOME	3- 0	0- 0	0- 0				
1- 0	0- 0	0- 0	AWAY	1- 0	0- 0	0- 0				
0- 0	0- 0	0- 0	NEUTRAL	0- 0	0- 0	0- 0				

RPI 1-25				RPI 26-50				RPI 51-100				RPI 101+			
RPI	S	Opponent	Score	RPI	S	Opponent	Score	RPI	S	Opponent	Score	RPI	S	Opponent	Score
7	H	Gonzaga	76 70	30	H	Ohio St.	71 52	53	H	Washington St.	77 58	181	H	Northern Colo.	90 36
13	N	Mississippi St.	67 62					67	A	Texas	64 69	220	A	San Francisco	97 71
								70	N	Syracuse	77 59	233	H	UC Davis	67 55
								79	H	Buffalo	88 69	290	H	Eastern Wash.	92 27
								81	H	Washington	77 56	302	N	California Baptist	83 78
								82	H	Tennessee	78 51				
								97	A	California	79 65				
								97	H	California	73 40				
LAST 10 Division I															
				97	H	California	73 40	97	A	California	79 65				
				81	H	Washington	77 56	82	H	Tennessee	78 51				
				53	H	Washington St.	77 58	30	H	Ohio St.	71 52				
				233	H	UC Davis	67 55	13	N	Mississippi St.	67 62				
				67	A	Texas	64 69	70	N	Syracuse	77 59				

Non-Div I Games:

Stanford

Average RPI Win:	273	WON-LOST	WINNING	LAST 10	STRENGTH OF	OPP. STRENGTH	TEAM	ADJ.	CONF.	ADJ CONF.
Average RPI Loss:	119	RECORD	PCT. RANK	GAMES	SCHEDULE	OF SCHEDULE	RPI	RPI	RPI	RPI
DIV. I ONLY	4- 9	266	3-7	119	222	224	224	15	15	
DIV. I NON-CONF.	3- 7	252	2-5	107	242	224	224	14	14	
TOTALS	RPI 1-25	RPI 26-50	W-L RECORDS	RPI 51-100	RPI 101-150	RPI 150+				
4- 9	0- 1	0- 1	OVERALL	0- 2	0- 2	4- 3				
2- 4	0- 0	0- 1	HOME	0- 0	0- 1	2- 2				
2- 4	0- 1	0- 0	AWAY	0- 2	0- 1	2- 0				
0- 1	0- 0	0- 0	NEUTRAL	0- 0	0- 0	0- 1				
3- 7	0- 1	0- 0	NON-CONFERENCE	0- 2	0- 2	3- 2				
2- 2	0- 0	0- 0	HOME	0- 0	0- 1	2- 1				
1- 4	0- 1	0- 0	AWAY	0- 2	0- 1	1- 0				
0- 1	0- 0	0- 0	NEUTRAL	0- 0	0- 0	0- 1				
1- 2	0- 0	0- 1	CONFERENCE	0- 0	0- 0	1- 1				
0- 2	0- 0	0- 1	HOME	0- 0	0- 0	0- 1				
1- 0	0- 0	0- 0	AWAY	0- 0	0- 0	1- 0				
0- 0	0- 0	0- 0	NEUTRAL	0- 0	0- 0	0- 0				

RPI 1-25				RPI 26-50				RPI 51-100				RPI 101+ Team's RPI: 224			
RPI	S	Opponent	Score	RPI	S	Opponent	Score	RPI	S	Opponent	Score	RPI	S	Opponent	Score
18	A	Kentucky	48 67	36	H	FGCU	47 89	63	A	UCF	40 66	108	A	Penn	41 81
								82	A	Tennessee	46 73	121	H	Holy Cross	63 75
												176	H	Bethune-Cookman	55 59
												218	H	Tulsa	66 60
												222	N	Saint Francis (PA)	73 78
												248	H	Lipscomb	59 65
												257	A	Kennesaw St.	67 61
												284	A	Morehead St.	58 55
												332	H	Canisius	68 52
LAST 10 Division I															
248	H	Lipscomb	59 65	36	H	FGCU	47 89	218	H	Tulsa	66 60	108	A	Penn	41 81
257	A	Kennesaw St.	67 61	63	A	UCF	40 66	82	A	Tennessee	46 73	121	H	Holy Cross	63 75
176	H	Bethune-Cookman	55 59	248	H	Lipscomb	59 65	257	A	Kennesaw St.	67 61	284	A	Morehead St.	58 55
332	H	Canisius	68 52	121	H	Holy Cross	63 75	176	H	Bethune-Cookman	55 59	332	H	Canisius	68 52

Non-Div I Games: Palm Beach Atl. 77 46 Trinity Baptist 116 40 Fla. National 80 37

Stetson

Stony Brook

Through Games Of Jan. 12, 2020

Average RPI Win:	255	WON-LOST	WINNING	LAST 10	STRENGTH OF	OPP. STRENGTH	TEAM	ADJ.	CONF.	ADJ CONF.
Average RPI Loss:	46	RECORD	PCT. RANK	GAMES	SCHEDULE	OF SCHEDULE	RPI	RPI	RPI	RPI
DIV. I ONLY	15- 1	5	10-0	327	251	86	86	28	28	
DIV. I NON-CONF.	11- 1	13	6-0	301	245	76	76	28	28	
TOTALS	RPI 1-25	RPI 26-50	W-L RECORDS	RPI 51-100	RPI 101-150	RPI 150+				
15- 1	0- 0	0- 1	OVERALL	1- 0	1- 0	13- 0				
7- 0	0- 0	0- 0	HOME	1- 0	0- 0	6- 0				
6- 1	0- 0	0- 1	AWAY	0- 0	0- 0	6- 0				
2- 0	0- 0	0- 0	NEUTRAL	0- 0	1- 0	1- 0				
11- 1	0- 0	0- 1	NON-CONFERENCE	1- 0	1- 0	9- 0				
4- 0	0- 0	0- 0	HOME	1- 0	0- 0	3- 0				
5- 1	0- 0	0- 1	AWAY	0- 0	0- 0	5- 0				
2- 0	0- 0	0- 0	NEUTRAL	0- 0	1- 0	1- 0				
4- 0	0- 0	0- 0	CONFERENCE	0- 0	0- 0	4- 0				
3- 0	0- 0	0- 0	HOME	0- 0	0- 0	3- 0				
1- 0	0- 0	0- 0	AWAY	0- 0	0- 0	1- 0				
0- 0	0- 0	0- 0	NEUTRAL	0- 0	0- 0	0- 0				

RPI 1-25			RPI 26-50			RPI 51-100			Team's RPI: 86	RPI 101+		
RPI	S	Opponent	Score	RPI	S	Opponent	Score	RPI	S	Opponent	Score	
46	A	Arkansas	58 88	65	H	Bucknell	78 73	144	N	Western Mich.	50 47	
								156	H	Iona	59 40	
								234	H	Manhattan	59 54	
								241	H	Sacred Heart	54 50	
								250	H	Maine	73 69	
								272	A	Wagner	66 45	
								282	H	Vermont	67 49	
								293	A	Pittsburgh	59 56	
								298	A	St. Francis Brooklyn	86 73	
								299	N	Morgan St.	63 56	
								305	A	New Hampshire	53 44	
								313	H	UMBC	57 45	
								323	A	Hofstra	81 38	
								345	A	LIU Brooklyn	80 49	
LAST 10 Division I												
282	H	Vermont	67 49	305	A	New Hampshire	53 44					
250	H	Maine	73 69	299	N	Morgan St.	63 56					
313	H	UMBC	57 45	272	A	Wagner	66 45					
65	H	Bucknell	78 73	293	A	Pittsburgh	59 56					
144	N	Western Mich.	50 47	345	A	LIU Brooklyn	80 49					

Non-Div I Games: Molloy 66 49

Stony Brook

Loss, Non-Conf, S Site, H Home A Away N Neutral

Average RPI Win:	173	WON-LOST	WINNING	LAST 10	STRENGTH OF	OPP. STRENGTH	TEAM	ADJ.	CONF.	ADJ CONF.
Average RPI Loss:	43	RECORD	PCT. RANK	GAMES	SCHEDULE	OF SCHEDULE	RPI	RPI	RPI	RPI
DIV. I ONLY	8- 7	156	4-6	29	13	70	70	3	3	
DIV. I NON-CONF.	6- 5	151	2-4	63	52	113	113	3	3	
TOTALS	RPI 1-25	RPI 26-50	W-L RECORDS	RPI 51-100	RPI 101-150	RPI 150+				
8- 7	1- 4	0- 1	OVERALL	2- 1	2- 0	3- 1				
6- 1	1- 1	0- 0	HOME	1- 0	1- 0	3- 0				
0- 3	0- 1	0- 1	AWAY	0- 1	0- 0	0- 0				
2- 3	0- 2	0- 0	NEUTRAL	1- 0	1- 0	0- 1				
6- 5	0- 3	0- 0	NON-CONFERENCE	2- 1	1- 0	3- 1				
4- 1	0- 1	0- 0	HOME	1- 0	0- 0	3- 0				
0- 1	0- 0	0- 0	AWAY	0- 1	0- 0	0- 0				
2- 3	0- 2	0- 0	NEUTRAL	1- 0	1- 0	0- 1				
2- 2	1- 1	0- 1	CONFERENCE	0- 0	1- 0	0- 0				
2- 0	1- 0	0- 0	HOME	0- 0	1- 0	0- 0				
0- 2	0- 1	0- 1	AWAY	0- 0	0- 0	0- 0				
0- 0	0- 0	0- 0	NEUTRAL	0- 0	0- 0	0- 0				

RPI	S	Opponent	Score	RPI	S	Opponent	Score	RPI	S	Opponent	Score	RPI	S	Opponent	Score
3	A	Louisville	58 62	32	A	Miami (FL)	62 77	59	A	Michigan	76 84	124	H	Notre Dame	74 63
8	N	Stanford	59 77					85	H	Ohio	66 54	135	N	Houston	87 62
12	H	Oregon	64 81					96	N	Michigan St.	77 63	162	N	Green Bay	73 79
17	H	Florida St.	90 89									300	H	UMES	65 50
22	N	West Virginia	69 71									313	H	UMBC	82 48
												314	H	Albany (NY)	75 53
LAST 10 Division I															
124	H	Notre Dame	74 63	32	A	Miami (FL)	62 77	313	H	UMBC	82 48	59	A	Michigan	76 84
17	H	Florida St.	90 89					162	N	Green Bay	73 79	8	N	Stanford	59 77
3	A	Louisville	58 62												
22	N	West Virginia	69 71												
96	N	Michigan St.	77 63												

Non-Div I Games:

Syracuse

Through Games of Jan. 11, 1910

Average RPI Win: 162	WON-LOST	WINNING	LAST 10	STRENGTH OF	OPP. STRENGTH	TEAM	ADJ.	CONF.	ADJ CONF.
Average RPI Loss: 91	RECORD	PCT. RANK	GAMES	SCHEDULE	OF SCHEDULE	RPI	RPI	RPI	RPI
DIV. I ONLY	11- 3	43	7-3	46	104	33	33	4	4
DIV. I NON-CONF.	9- 2	40	5-2	121	79	32	32	4	4
TOTALS	RPI 1-25	RPI 26-50	W-L RECORDS	RPI 51-100	RPI 101-150	RPI 150+			
11- 3	0- 1	0- 1	OVERALL	4- 0	1- 0	6- 1			
8- 1	0- 0	0- 0	HOME	3- 0	1- 0	4- 1			
3- 2	0- 1	0- 1	AWAY	1- 0	0- 0	2- 0			
0- 0	0- 0	0- 0	NEUTRAL	0- 0	0- 0	0- 0			
9- 2	0- 1	0- 1	NON-CONFERENCE	2- 0	1- 0	6- 0			
7- 0	0- 0	0- 0	HOME	2- 0	1- 0	4- 0			
2- 2	0- 1	0- 1	AWAY	0- 0	0- 0	2- 0			
0- 0	0- 0	0- 0	NEUTRAL	0- 0	0- 0	0- 0			
2- 1	0- 0	0- 0	CONFERENCE	2- 0	0- 0	0- 1			
1- 1	0- 0	0- 0	HOME	1- 0	0- 0	0- 1			
1- 0	0- 0	0- 0	AWAY	1- 0	0- 0	0- 0			
0- 0	0- 0	0- 0	NEUTRAL	0- 0	0- 0	0- 0			

RPI 1-25				RPI 26-50				Team's RPI: 33				RPI 51-100				RPI 101+			
RPI	S	Opponent	Score	RPI	S	Opponent	Score	RPI	S	Opponent	Score	RPI	S	Opponent	Score	RPI	S	Opponent	Score
19	A	Texas A&M	68 70	48	A	Middle Tenn.	70 82	60	H	Kansas	73 59	139	H	Cornell	59 49				
								67	A	Texas	65 63	153	H	Auburn	80 65				
								85	H	Ohio	79 72	161	H	Robert Morris	66 61				
								94	H	Boise St.	77 65	194	A	SMU	57 56				
												207	H	Texas Tech	76 80				
												261	H	Texas St.	79 52				
												280	A	Army West Point	66 52				
												283	H	Nicholls St.	72 47				
LAST 10 Division I																			
207	H	Texas Tech	76 80	60	H	Kansas	73 59												
67	A	Texas	65 63	19	A	Texas A&M	68 70												
48	A	Middle Tenn.	70 82	153	H	Auburn	80 65												
261	H	Texas St.	79 52	94	H	Boise St.	77 65												
85	H	Ohio	79 72	280	A	Army West Point	66 52												

Non-Div I Games:

TCU

■ Loss,
 ■ Non-Conf,
 ■ S Site,
 ■ H Home
 ■ A Away
 N Neutral

Average RPI Win:	172	WON-LOST	WINNING	LAST 10	STRENGTH OF	OPP. STRENGTH	TEAM	ADJ.	CONF.	ADJ CONF.
Average RPI Loss:	45	RECORD	PCT. RANK	GAMES	SCHEDULE	OF SCHEDULE	RPI	RPI	RPI	RPI
DIV. I ONLY	10- 6	100	6-4	33	42	52	52	9	9	
DIV. I NON-CONF.	7- 5	130	3-4	30	50	65	65	8	8	
TOTALS	RPI 1-25	RPI 26-50	W-L RECORDS	RPI 51-100	RPI 101-150	RPI 150+				
10- 6	0- 3	0- 1	OVERALL	2- 1	2- 1	6- 0				
5- 3	0- 2	0- 1	HOME	1- 0	1- 0	3- 0				
5- 1	0- 0	0- 0	AWAY	1- 0	1- 1	3- 0				
0- 2	0- 1	0- 0	NEUTRAL	0- 1	0- 0	0- 0				
7- 5	0- 2	0- 1	NON-CONFERENCE	2- 1	1- 1	4- 0				
4- 2	0- 1	0- 1	HOME	1- 0	1- 0	2- 0				
3- 1	0- 0	0- 0	AWAY	1- 0	0- 1	2- 0				
0- 2	0- 1	0- 0	NEUTRAL	0- 1	0- 0	0- 0				
3- 1	0- 1	0- 0	CONFERENCE	0- 0	1- 0	2- 0				
1- 1	0- 1	0- 0	HOME	0- 0	0- 0	1- 0				
2- 0	0- 0	0- 0	AWAY	0- 0	1- 0	1- 0				
0- 0	0- 0	0- 0	NEUTRAL	0- 0	0- 0	0- 0				

RPI S	Opponent	Score	RPI S	Opponent	Score	RPI S	Opponent	Score	RPI S	Opponent	Score
2	H South Carolina	71 78	36	H FGCU	67 93	65	A Bucknell	72 61	111	H Duquesne	85 72
4	H UConn	54 83				68	N North Carolina	58 71	135	A Houston	61 58
14	N Creighton	59 69				88	H Villanova	74 69	146	A Saint Joseph's	63 67
									194	H SMU	85 62
									204	A Towson	74 59
									209	A La Salle	72 69
									218	A Tulsa	74 65
									232	H Xavier	78 65
									259	H Fairfield	77 59
LAST 10 Division I											
135	A Houston	61 58	194	H SMU	85 62	2	H South Carolina	71 78			
218	A Tulsa	74 65	204	A Towson	74 59	14	N Creighton	59 69			
209	A La Salle	72 69	36	H FGCU	67 93	68	N North Carolina	58 71			
36	H FGCU	67 93	88	H Villanova	74 69						

Non-Div I Games:

Temple

Tennessee

Through Games Of Jan. 12, 2020

Average RPI Win:	224	WON-LOST	WINNING	LAST 10	STRENGTH OF	OPP. STRENGTH	TEAM	ADJ.	CONF.	ADJ CONF.
Average RPI Loss:	31	RECORD	PCT. RANK	GAMES	SCHEDULE	OF SCHEDULE	RPI	RPI	RPI	RPI
DIV. I ONLY	13- 3	32	7-3	269	68	82	82	5	5	
DIV. I NON-CONF.	10- 2	31	4-2	308	128	121	121	5	5	
TOTALS	RPI 1-25	RPI 26-50	W-L RECORDS	RPI 51-100	RPI 101-150	RPI 150+				
13- 3	0- 2	0- 0	OVERALL	1- 1	1- 0	11- 0				
9- 1	0- 0	0- 0	HOME	1- 1	0- 0	8- 0				
4- 2	0- 2	0- 0	AWAY	0- 0	1- 0	3- 0				
0- 0	0- 0	0- 0	NEUTRAL	0- 0	0- 0	0- 0				
10- 2	0- 1	0- 0	NON-CONFERENCE	0- 1	1- 0	9- 0				
7- 1	0- 0	0- 0	HOME	0- 1	0- 0	7- 0				
3- 1	0- 1	0- 0	AWAY	0- 0	1- 0	2- 0				
0- 0	0- 0	0- 0	NEUTRAL	0- 0	0- 0	0- 0				
3- 1	0- 1	0- 0	CONFERENCE	1- 0	0- 0	2- 0				
2- 0	0- 0	0- 0	HOME	1- 0	0- 0	1- 0				
1- 1	0- 1	0- 0	AWAY	0- 0	0- 0	1- 0				
0- 0	0- 0	0- 0	NEUTRAL	0- 0	0- 0	0- 0				

RPI 1-25				RPI 26-50				RPI 51-100 Team's RPI: 82				RPI 101+			
RPI	S	Opponent	Score	RPI	S	Opponent	Score	RPI	S	Opponent	Score	RPI	S	Opponent	Score
8	A	Stanford	51 78					67	H	Texas	60 66	124	A	Notre Dame	74 63
18	A	Kentucky	76 80					72	H	Georgia	73 56	163	H	Missouri	77 66
												208	A	Portland St.	88 61
												211	A	ETSU	72 68
												217	H	Howard	88 38
												224	H	Stetson	73 46
												251	H	Central Ark.	63 36
												254	A	Ole Miss	84 28
												258	H	Colorado St.	79 41
												287	H	Ark.-Pine Bluff	92 51
												312	H	Air Force	81 54
												334	H	Tennessee St.	73 43
LAST 10 Division I															
254	A	Ole Miss	84 28	72	H	Georgia	73 56								
18	A	Kentucky	76 80	8	A	Stanford	51 78								
163	H	Missouri	77 66	258	H	Colorado St.	79 41								
217	H	Howard	88 38	67	H	Texas	60 66								
208	A	Portland St.	88 61	312	H	Air Force	81 54								

Non-Div I Games:

Tennessee

■ Loss,
 ■ Non-Conf,
 ■ S Site,
 ■ H Home
 ■ A Away
 N Neutral

Tennessee St.

Through Games Of Jan. 12, 2020

Average RPI Win:	0	WON-LOST	WINNING	LAST 10	STRENGTH OF	OPP. STRENGTH	TEAM	ADJ.	CONF.	ADJ CONF.
Average RPI Loss:	186	RECORD	PCT. RANK	GAMES	SCHEDULE	OF SCHEDULE	RPI	RPI	RPI	RPI
DIV. I ONLY	0- 12	345	0-10	152	341	334	334	21	21	
DIV. I NON-CONF.	0- 8	338	0-6	106	324	324	324	23	23	
TOTALS	RPI 1-25	RPI 26-50	W-L RECORDS	RPI 51-100	RPI 101-150	RPI 150+				
0- 12	0- 0	0- 1	OVERALL	0- 3	0- 0	0- 8				
0- 7	0- 0	0- 0	HOME	0- 1	0- 0	0- 6				
0- 5	0- 0	0- 1	AWAY	0- 2	0- 0	0- 2				
0- 0	0- 0	0- 0	NEUTRAL	0- 0	0- 0	0- 0				
0- 8	0- 0	0- 1	NON-CONFERENCE	0- 2	0- 0	0- 5				
0- 5	0- 0	0- 0	HOME	0- 1	0- 0	0- 4				
0- 3	0- 0	0- 1	AWAY	0- 1	0- 0	0- 1				
0- 0	0- 0	0- 0	NEUTRAL	0- 0	0- 0	0- 0				
0- 4	0- 0	0- 0	CONFERENCE	0- 1	0- 0	0- 3				
0- 2	0- 0	0- 0	HOME	0- 0	0- 0	0- 2				
0- 2	0- 0	0- 0	AWAY	0- 1	0- 0	0- 1				
0- 0	0- 0	0- 0	NEUTRAL	0- 0	0- 0	0- 0				

RPI S	Opponent	Score	RPI S	Opponent	Score	RPI S	Opponent	Score	RPI S	Opponent	Score	Team's RPI: 334
49	A Arizona	42 77	55	H Vanderbilt	55 106	172	H Columbia	65 75				
			76	A UT Martin	71 88	188	H North Ala.	63 88				
			82	A Tennessee	43 73	190	A Southeast Mo. St.	54 83				
						245	H Eastern Ill.	52 73				
						248	H Lipscomb	64 74				
						276	A South Alabama	48 70				
						317	H SIUE	63 76				
						331	H Alcorn	57 62				
LAST 10 Division I												
76	A UT Martin	71 88	190	A Southeast Mo. St.	54 83							
317	H SIUE	63 76	248	H Lipscomb	64 74							
245	H Eastern Ill.	52 73	276	A South Alabama	48 70							
172	H Columbia	65 75	55	H Vanderbilt	55 106							
49	A Arizona	42 77	331	H Alcorn	57 62							

Non-Div I Games: Wilberforce 83 65 Fisk 91 50

Tennessee St.

■ Loss,
 ■ Non-Conf,
 ■ S Site,
 ■ H Home
 ■ A Away
 N Neutral

Tennessee Tech

Through Games Of Jan. 12, 2020

Average RPI Win:	256	WON-LOST	WINNING	LAST 10	STRENGTH OF	OPP. STRENGTH	TEAM	ADJ.	CONF.	ADJ CONF.
Average RPI Loss:	102	RECORD	PCT. RANK	GAMES	SCHEDULE	OF SCHEDULE	RPI	RPI	RPI	RPI
DIV. I ONLY	9- 4	69	8-2	330	138	164	164	21	21	
DIV. I NON-CONF.	5- 4	140	4-2	345	78	242	242	23	23	
TOTALS	RPI 1-25	RPI 26-50	W-L RECORDS	RPI 51-100	RPI 101-150	RPI 150+				
9- 4	0- 0	0- 1	OVERALL	0- 2	2- 0	7- 1				
4- 0	0- 0	0- 0	HOME	0- 0	1- 0	3- 0				
4- 3	0- 0	0- 1	AWAY	0- 2	1- 0	3- 0				
1- 1	0- 0	0- 0	NEUTRAL	0- 0	0- 0	1- 1				
5- 4	0- 0	0- 1	NON-CONFERENCE	0- 2	1- 0	4- 1				
2- 0	0- 0	0- 0	HOME	0- 0	0- 0	2- 0				
2- 3	0- 0	0- 1	AWAY	0- 2	1- 0	1- 0				
1- 1	0- 0	0- 0	NEUTRAL	0- 0	0- 0	1- 1				
4- 0	0- 0	0- 0	CONFERENCE	0- 0	1- 0	3- 0				
2- 0	0- 0	0- 0	HOME	0- 0	1- 0	1- 0				
2- 0	0- 0	0- 0	AWAY	0- 0	0- 0	2- 0				
0- 0	0- 0	0- 0	NEUTRAL	0- 0	0- 0	0- 0				

RPI 1-25				RPI 26-50				RPI 51-100				RPI 101+				Team's RPI: 164	
RPI	S	Opponent	Score	RPI	S	Opponent	Score	RPI	S	Opponent	Score	RPI	S	Opponent	Score		
				48	A	Middle Tenn.	58 64	55	A	Vanderbilt	61 75	141	H	Austin Peay	58 49		
								92	A	Southern Ill.	65 76	150	A	Samford	72 57		
												212	N	Northern Ill.	74 82		
												214	H	Murray St.	77 72		
												248	H	Lipscomb	78 58		
												263	A	Eastern Ky.	60 42		
												284	A	Morehead St.	75 55		
												326	N	Detroit Mercy	69 47		
												333	A	Western Caro.	62 58		
												349	H	La.-Monroe	75 68		
LAST 10 Division I																	
				141	H	Austin Peay	58 49	214	H	Murray St.	77 72						
				284	A	Morehead St.	75 55	55	A	Vanderbilt	61 75						
				263	A	Eastern Ky.	60 42	326	N	Detroit Mercy	69 47						
				248	H	Lipscomb	78 58	212	N	Northern Ill.	74 82						
				333	A	Western Caro.	62 58	150	A	Samford	72 57						

Non-Div I Games: Tenn. Wesleyan 94 45 Cumberland (TN) 88 51

Tennessee Tech

Loss, Non-Conf, S Site, H Home A Away N Neutral

Average RPI Win:	191	WON-LOST	WINNING	LAST 10	STRENGTH OF	OPP. STRENGTH	TEAM	ADJ.	CONF.	ADJ CONF.
Average RPI Loss:	67	RECORD	PCT. RANK	GAMES	SCHEDULE	OF SCHEDULE	RPI	RPI	RPI	RPI
DIV. I ONLY	9- 6	121	6-4	39	126	67	67	4	4	
DIV. I NON-CONF.	8- 4	90	5-2	98	192	88	88	4	4	
TOTALS	RPI 1-25	RPI 26-50	W-L RECORDS	RPI 51-100	RPI 101-150	RPI 150+				
9- 6	1- 2	0- 2	OVERALL	3- 1	0- 0	5- 1				
6- 2	1- 0	0- 2	HOME	1- 0	0- 0	4- 0				
2- 3	0- 1	0- 0	AWAY	2- 1	0- 0	0- 1				
1- 1	0- 1	0- 0	NEUTRAL	0- 0	0- 0	1- 0				
8- 4	1- 1	0- 1	NON-CONFERENCE	2- 1	0- 0	5- 1				
6- 1	1- 0	0- 1	HOME	1- 0	0- 0	4- 0				
1- 2	0- 0	0- 0	AWAY	1- 1	0- 0	0- 1				
1- 1	0- 1	0- 0	NEUTRAL	0- 0	0- 0	1- 0				
1- 2	0- 1	0- 1	CONFERENCE	1- 0	0- 0	0- 0				
0- 1	0- 0	0- 1	HOME	0- 0	0- 0	0- 0				
1- 1	0- 1	0- 0	AWAY	1- 0	0- 0	0- 0				
0- 0	0- 0	0- 0	NEUTRAL	0- 0	0- 0	0- 0				

RPI 1-25				RPI 26-50				RPI 51-100				Team's RPI: 67	RPI 101+			
RPI	S	Opponent	Score	RPI	S	Opponent	Score	RPI	S	Opponent	Score		RPI	S	Opponent	Score
8	H	Stanford	69 64	33	H	TCU	63 65	77	A	South Fla.	57 64		199	A	Hawaii	60 73
21	N	NC State	73 84	49	H	Arizona	58 83	82	A	Tennessee	66 60		229	H	Southern U.	93 39
22	A	West Virginia	63 68					84	A	Iowa St.	81 75		266	N	North Texas	63 57
								85	H	Ohio	73 60		296	H	UTSA	84 53
													325	H	UTRGV	85 69
													344	H	Northwestern St.	91 49
LAST 10 Division I																
84	A	Iowa St.	81 75	22	A	West Virginia	63 68									
33	H	TCU	63 65	82	A	Tennessee	66 60									
344	H	Northwestern St.	91 49	199	A	Hawaii	60 73									
8	H	Stanford	69 64	266	N	North Texas	63 57									
85	H	Ohio	73 60	21	N	NC State	73 84									

Non-Div I Games:

Texas

Average RPI Win:	135	WON-LOST	WINNING	LAST 10	STRENGTH OF	OPP. STRENGTH	TEAM	ADJ.	CONF.	ADJ CONF.
Average RPI Loss:	26	RECORD	PCT. RANK	GAMES	SCHEDULE	OF SCHEDULE	RPI	RPI	RPI	RPI
DIV. I ONLY	14- 2	16	9-1	38	25	19	19	5	5	
DIV. I NON-CONF.	12- 1	9	7-0	65	15	13	13	5	5	
TOTALS	RPI 1-25	RPI 26-50	W-L RECORDS	RPI 51-100	RPI 101-150	RPI 150+				
14- 2	0- 1	5- 1	OVERALL	0- 0	4- 0	5- 0				
9- 1	0- 0	3- 1	HOME	0- 0	1- 0	5- 0				
3- 0	0- 0	1- 0	AWAY	0- 0	2- 0	0- 0				
2- 1	0- 1	1- 0	NEUTRAL	0- 0	1- 0	0- 0				
12- 1	0- 1	4- 0	NON-CONFERENCE	0- 0	4- 0	4- 0				
8- 0	0- 0	3- 0	HOME	0- 0	1- 0	4- 0				
2- 0	0- 0	0- 0	AWAY	0- 0	2- 0	0- 0				
2- 1	0- 1	1- 0	NEUTRAL	0- 0	1- 0	0- 0				
2- 1	0- 0	1- 1	CONFERENCE	0- 0	0- 0	1- 0				
1- 1	0- 0	0- 1	HOME	0- 0	0- 0	1- 0				
1- 0	0- 0	1- 0	AWAY	0- 0	0- 0	0- 0				
0- 0	0- 0	0- 0	NEUTRAL	0- 0	0- 0	0- 0				

RPI	S	Opponent	Score	RPI	S	Opponent	Score	RPI	S	Opponent	Score	RPI	S	Opponent	Score
17	N	Florida St.	58 80	29	N	Georgia Tech	60 48					101	A	Southern California	74 64
				33	H	TCU	70 68					115	N	Montana St.	78 67
				35	H	LSU	54 57					135	H	Houston	72 43
				41	H	Duke	79 58					138	A	Rice	62 61
				45	H	Oklahoma St.	74 62					193	H	A&M-Corpus Christi	85 48
				46	A	Arkansas	84 77					195	H	Little Rock	78 35
												251	H	Central Ark.	76 46
												254	H	Ole Miss	79 35
												307	H	Prairie View	80 38
LAST 10 Division I															
				254	H	Ole Miss	79 35					35	H	LSU	54 57
				46	A	Arkansas	84 77					135	H	Houston	72 43
				193	H	A&M-Corpus Christi	85 48					33	H	TCU	70 68
				115	N	Montana St.	78 67					45	H	Oklahoma St.	74 62
				29	N	Georgia Tech	60 48					251	H	Central Ark.	76 46

Non-Div I Games:

Texas A&M

Texas Southern

Through Games Of Jan. 12, 2020

Average RPI Win:	224	WON-LOST	WINNING	LAST 10	STRENGTH OF	OPP. STRENGTH	TEAM	ADJ.	CONF.	ADJ CONF.
Average RPI Loss:	74	RECORD	PCT. RANK	GAMES	SCHEDULE	OF SCHEDULE	RPI	RPI	RPI	RPI
DIV. I ONLY	8- 6	134	7-3	164	82	99	99	31	31	
DIV. I NON-CONF.	5- 6	187	4-3	43	51	59	59	29	29	
TOTALS	RPI 1-25	RPI 26-50	W-L RECORDS	RPI 51-100	RPI 101-150	RPI 150+				
8- 6	0- 2	0- 1	OVERALL	0- 1	2- 1	6- 1				
4- 0	0- 0	0- 0	HOME	0- 0	1- 0	3- 0				
4- 4	0- 2	0- 1	AWAY	0- 1	1- 0	3- 0				
0- 2	0- 0	0- 0	NEUTRAL	0- 0	0- 1	0- 1				
5- 6	0- 2	0- 1	NON-CONFERENCE	0- 1	2- 1	3- 1				
1- 0	0- 0	0- 0	HOME	0- 0	1- 0	0- 0				
4- 4	0- 2	0- 1	AWAY	0- 1	1- 0	3- 0				
0- 2	0- 0	0- 0	NEUTRAL	0- 0	0- 1	0- 1				
3- 0	0- 0	0- 0	CONFERENCE	0- 0	0- 0	3- 0				
3- 0	0- 0	0- 0	HOME	0- 0	0- 0	3- 0				
0- 0	0- 0	0- 0	AWAY	0- 0	0- 0	0- 0				
0- 0	0- 0	0- 0	NEUTRAL	0- 0	0- 0	0- 0				

RPI 1-25				RPI 26-50				RPI 51-100				Team's RPI: 99	RPI 101+			
RPI	S	Opponent	Score	RPI	S	Opponent	Score	RPI	S	Opponent	Score		RPI	S	Opponent	Score
7	A	Gonzaga	45 80	42	A	Colorado	50 74	84	A	Iowa St.	59 79		110	A	UT Arlington	74 63
12	A	Oregon	63 99										136	N	Utah	52 61
													138	H	Rice	63 56
													152	A	Tulane	72 62
													165	N	UAB	68 84
													199	A	Hawaii	74 57
													229	H	Southern U.	61 56
													307	H	Prairie View	88 65
													325	A	UTRGV	71 44
													331	H	Alcorn	105 70
LAST 10 Division I																
				331	H	Alcorn	105 70						307	H	Prairie View	88 65
				229	H	Southern U.	61 56						7	A	Gonzaga	45 80
				110	A	UT Arlington	74 63						138	H	Rice	63 56
				165	N	UAB	68 84						42	A	Colorado	50 74
				152	A	Tulane	72 62						199	A	Hawaii	74 57

Non-Div I Games:

Texas Southern

■ Loss,
 ■ Non-Conf, S Site,
 ■ Home
 ■ Away
 N Neutral

Average RPI Win:	218	WON-LOST	WINNING	LAST 10	STRENGTH OF	OPP. STRENGTH	TEAM	ADJ.	CONF.	ADJ CONF.
Average RPI Loss:	178	RECORD	PCT. RANK	GAMES	SCHEDULE	OF SCHEDULE	RPI	RPI	RPI	RPI
DIV. I ONLY	5- 8	229	4-6	253	229	261	261	23	23	
DIV. I NON-CONF.	5- 4	140	4-2	233	247	157	157	21	21	
TOTALS	RPI 1-25	RPI 26-50	W-L RECORDS	RPI 51-100	RPI 101-150	RPI 150+				
5- 8	0- 0	0- 1	OVERALL	0- 1	1- 1	4- 5				
4- 2	0- 0	0- 0	HOME	0- 0	1- 0	3- 2				
1- 6	0- 0	0- 1	AWAY	0- 1	0- 1	1- 3				
0- 0	0- 0	0- 0	NEUTRAL	0- 0	0- 0	0- 0				
5- 4	0- 0	0- 1	NON-CONFERENCE	0- 1	1- 0	4- 2				
4- 0	0- 0	0- 0	HOME	0- 0	1- 0	3- 0				
1- 4	0- 0	0- 1	AWAY	0- 1	0- 0	1- 2				
0- 0	0- 0	0- 0	NEUTRAL	0- 0	0- 0	0- 0				
0- 4	0- 0	0- 0	CONFERENCE	0- 0	0- 1	0- 3				
0- 2	0- 0	0- 0	HOME	0- 0	0- 0	0- 2				
0- 2	0- 0	0- 0	AWAY	0- 0	0- 1	0- 1				
0- 0	0- 0	0- 0	NEUTRAL	0- 0	0- 0	0- 0				

RPI 1-25				RPI 26-50				RPI 51-100				RPI 101+ Team's RPI: 261			
RPI	S	Opponent	Score	RPI	S	Opponent	Score	RPI	S	Opponent	Score	RPI	S	Opponent	Score
				33	A	TCU	52 79	60	A	Kansas	48 68	102	H	New Orleans	51 49
												109	A	Coastal Caro.	67 75
												168	A	Dartmouth	61 51
												193	H	A&M-Corpus Christi	57 48
												195	H	Little Rock	66 78
												219	H	Arkansas St.	53 56
												240	A	Oral Roberts	57 63
												271	A	Appalachian St.	65 73
												296	H	UTSA	74 69
												299	A	Morgan St.	62 72
												331	H	Alcorn	67 59
LAST 10 Division I															
				109	A	Coastal Caro.	67 75	271	A	Appalachian St.	65 73				
				219	H	Arkansas St.	53 56	299	A	Morgan St.	62 72				
				195	H	Little Rock	66 78	168	A	Dartmouth	61 51				
				331	H	Alcorn	67 59	296	H	UTSA	74 69				
				33	A	TCU	52 79	193	H	A&M-Corpus Christi	57 48				

Non-Div I Games: Texas Lutheran 72 31 Tex. Permian Basin 83 45

Texas St.

■ Loss,
 ■ Non-Conf,
 ■ S Site,
 ■ H Home
 ■ A Away
 N Neutral

Average RPI Win:	265	WON-LOST	WINNING	LAST 10	STRENGTH OF	OPP. STRENGTH	TEAM	ADJ.	CONF.	ADJ CONF.
Average RPI Loss:	119	RECORD	PCT. RANK	GAMES	SCHEDULE	OF SCHEDULE	RPI	RPI	RPI	RPI
DIV. I ONLY	12- 2	24	8-2	349	249	207	207	4	4	
DIV. I NON-CONF.	11- 0	1	7-0	351	318	188	188	4	4	
TOTALS	RPI 1-25	RPI 26-50	W-L RECORDS	RPI 51-100	RPI 101-150	RPI 150+				
12- 2	0- 0	1- 0	OVERALL	0- 1	1- 0	10- 1				
9- 2	0- 0	0- 0	HOME	0- 1	1- 0	8- 1				
2- 0	0- 0	1- 0	AWAY	0- 0	0- 0	1- 0				
1- 0	0- 0	0- 0	NEUTRAL	0- 0	0- 0	1- 0				
11- 0	0- 0	0- 0	NON-CONFERENCE	0- 0	1- 0	10- 0				
9- 0	0- 0	0- 0	HOME	0- 0	1- 0	8- 0				
1- 0	0- 0	0- 0	AWAY	0- 0	0- 0	1- 0				
1- 0	0- 0	0- 0	NEUTRAL	0- 0	0- 0	1- 0				
1- 2	0- 0	1- 0	CONFERENCE	0- 1	0- 0	0- 1				
0- 2	0- 0	0- 0	HOME	0- 1	0- 0	0- 1				
1- 0	0- 0	1- 0	AWAY	0- 0	0- 0	0- 0				
0- 0	0- 0	0- 0	NEUTRAL	0- 0	0- 0	0- 0				

RPI 1-25			RPI 26-50			RPI 51-100			RPI 101+			Team's RPI: 207
RPI	S	Opponent	Score	RPI	S	Opponent	Score	RPI	S	Opponent	Score	
				33	A	TCU	80 76	84	H	Iowa St.	66 96	
								143	H	Sam Houston St.	99 57	
								154	H	Kansas St.	72 76	
								189	A	San Diego	64 60	
								254	H	Ole Miss	84 48	
								287	H	Ark.-Pine Bluff	81 55	
								296	H	UTSA	115 58	
								306	H	Houston Baptist	59 51	
								307	H	Prairie View	82 48	
								320	N	Purdue Fort Wayne	82 48	
								344	H	Northwestern St.	79 49	
								349	H	La.-Monroe	83 38	
								351	H	Florida A&M	98 60	
LAST 10 Division I												
				33	A	TCU	80 76	154	H	Kansas St.	72 76	
				84	H	Iowa St.	66 96	307	H	Prairie View	82 48	
				296	H	UTSA	115 58	306	H	Houston Baptist	59 51	
				349	H	La.-Monroe	83 38	254	H	Ole Miss	84 48	
				287	H	Ark.-Pine Bluff	81 55	189	A	San Diego	64 60	

Non-Div I Games:

Texas Tech

■ Loss,
 ■ Non-Conf, S Site,
 ■ Home
 ■ Away
 N Neutral

Average RPI Win:	204	WON-LOST	WINNING	LAST 10	STRENGTH OF	OPP. STRENGTH	TEAM	ADJ.	CONF.	ADJ CONF.
Average RPI Loss:	131	RECORD	PCT. RANK	GAMES	SCHEDULE	OF SCHEDULE	RPI	RPI	RPI	RPI
DIV. I ONLY	7- 7	168	6-4	177	204	175	175	10	10	
DIV. I NON-CONF.	5- 6	187	4-3	220	234	218	218	10	10	
TOTALS	RPI 1-25	RPI 26-50	W-L RECORDS	RPI 51-100	RPI 101-150	RPI 150+				
7- 7	0- 0	0- 0	OVERALL	3- 1	0- 4	4- 2				
3- 3	0- 0	0- 0	HOME	2- 0	0- 1	1- 2				
3- 3	0- 0	0- 0	AWAY	0- 0	0- 3	3- 0				
1- 1	0- 0	0- 0	NEUTRAL	1- 1	0- 0	0- 0				
5- 6	0- 0	0- 0	NON-CONFERENCE	2- 1	0- 3	3- 2				
2- 3	0- 0	0- 0	HOME	1- 0	0- 1	1- 2				
2- 2	0- 0	0- 0	AWAY	0- 0	0- 2	2- 0				
1- 1	0- 0	0- 0	NEUTRAL	1- 1	0- 0	0- 0				
2- 1	0- 0	0- 0	CONFERENCE	1- 0	0- 1	1- 0				
1- 0	0- 0	0- 0	HOME	1- 0	0- 0	0- 0				
1- 1	0- 0	0- 0	AWAY	0- 0	0- 1	1- 0				
0- 0	0- 0	0- 0	NEUTRAL	0- 0	0- 0	0- 0				

RPI 1-25			RPI 26-50			RPI 51-100			RPI 101+			Team's RPI: 175
RPI	S	Opponent	Score	RPI	S	Opponent	Score	RPI	S	Opponent	Score	
						64 N Pacific	66 65	111 A Duquesne		74 79		
						71 N Troy	64 71	113 H Dayton		42 60		
						79 H Buffalo	71 59	124 A Notre Dame		51 54		
						89 H Belmont	53 48	144 A Western Mich.		72 84		
								173 H Valparaiso		54 61		
								180 H Memphis		76 83		
								212 A Northern Ill.		63 51		
								324 A Georgia St.		74 48		
								326 A Detroit Mercy		82 64		
								332 H Canisius		83 65		
LAST 10 Division I												
						79 H Buffalo	71 59	212 A Northern Ill.		63 51		
						144 A Western Mich.	72 84	326 A Detroit Mercy		82 64		
						332 H Canisius	83 65	111 A Duquesne		74 79		
						64 N Pacific	66 65	89 H Belmont		53 48		
						71 N Troy	64 71	173 H Valparaiso		54 61		

Non-Div I Games:

Toledo

Average RPI Win:	178	WON-LOST	WINNING	LAST 10	STRENGTH OF	OPP. STRENGTH	TEAM	ADJ.	CONF.	ADJ CONF.
Average RPI Loss:	125	RECORD	PCT. RANK	GAMES	SCHEDULE	OF SCHEDULE	RPI	RPI	RPI	RPI
DIV. I ONLY	5- 8	229	5-5	81	86	204	204	14	14	
DIV. I NON-CONF.	4- 6	212	4-3	148	80	211	211	13	13	
TOTALS	RPI 1-25	RPI 26-50	W-L RECORDS	RPI 51-100	RPI 101-150	RPI 150+				
5- 8	0- 2	1- 0	OVERALL	0- 2	0- 1	4- 3				
4- 4	0- 0	1- 0	HOME	0- 2	0- 1	3- 1				
0- 3	0- 1	0- 0	AWAY	0- 0	0- 0	0- 2				
1- 1	0- 1	0- 0	NEUTRAL	0- 0	0- 0	1- 0				
4- 6	0- 2	0- 0	NON-CONFERENCE	0- 1	0- 0	4- 3				
3- 2	0- 0	0- 0	HOME	0- 1	0- 0	3- 1				
0- 3	0- 1	0- 0	AWAY	0- 0	0- 0	0- 2				
1- 1	0- 1	0- 0	NEUTRAL	0- 0	0- 0	1- 0				
1- 2	0- 0	1- 0	CONFERENCE	0- 1	0- 1	0- 0				
1- 2	0- 0	1- 0	HOME	0- 1	0- 1	0- 0				
0- 0	0- 0	0- 0	AWAY	0- 0	0- 0	0- 0				
0- 0	0- 0	0- 0	NEUTRAL	0- 0	0- 0	0- 0				

RPI	S	Opponent	Score	RPI	S	Opponent	Score	RPI	S	Opponent	Score	RPI	S	Opponent	Score	Team's RPI: 204
10	N	Iowa	72 100	43	H	James Madison	76 75	52	H	Temple	59 74	149	H	William & Mary	75 83	
25	A	Rutgers	53 67					87	H	Elon	61 74	156	N	Iona	75 58	
												189	A	San Diego	67 81	
												203	H	American	63 60	
												205	H	Penn St.	67 73	
												213	H	Mt. St. Mary's	73 57	
												277	H	Marshall	59 56	
												281	A	San Diego St.	72 80	
LAST 10 Division I																
149	H	William & Mary	75 83	43	H	James Madison	76 75	156	N	Iona	75 58	10	N	Iowa	72 100	
87	H	Elon	61 74					203	H	American	63 60					
277	H	Marshall	59 56					213	H	Mt. St. Mary's	73 57					
25	A	Rutgers	53 67													
52	H	Temple	59 74													

Non-Div I Games: Chestnut Hill 86 49

Towson

Average RPI Win:	210	WON-LOST	WINNING	LAST 10	STRENGTH OF	OPP. STRENGTH	TEAM	ADJ.	CONF.	ADJ CONF.
Average RPI Loss:	61	RECORD	PCT. RANK	GAMES	SCHEDULE	OF SCHEDULE	RPI	RPI	RPI	RPI
DIV. I ONLY	10- 3	48	8-2	206	148	71	71	23	23	
DIV. I NON-CONF.	7- 2	56	5-1	225	34	51	51	21	21	
TOTALS	RPI 1-25	RPI 26-50	W-L RECORDS	RPI 51-100	RPI 101-150	RPI 150+				
10- 3	0- 1	0- 1	OVERALL	0- 0	3- 1	7- 0				
4- 1	0- 0	0- 0	HOME	0- 0	1- 1	3- 0				
4- 2	0- 1	0- 1	AWAY	0- 0	1- 0	3- 0				
2- 0	0- 0	0- 0	NEUTRAL	0- 0	1- 0	1- 0				
7- 2	0- 1	0- 1	NON-CONFERENCE	0- 0	2- 0	5- 0				
2- 0	0- 0	0- 0	HOME	0- 0	0- 0	2- 0				
3- 2	0- 1	0- 1	AWAY	0- 0	1- 0	2- 0				
2- 0	0- 0	0- 0	NEUTRAL	0- 0	1- 0	1- 0				
3- 1	0- 0	0- 0	CONFERENCE	0- 0	1- 1	2- 0				
2- 1	0- 0	0- 0	HOME	0- 0	1- 1	1- 0				
1- 0	0- 0	0- 0	AWAY	0- 0	0- 0	1- 0				
0- 0	0- 0	0- 0	NEUTRAL	0- 0	0- 0	0- 0				

RPI 1-25				RPI 26-50				RPI 51-100				RPI 101+			
RPI	S	Opponent	Score	RPI	S	Opponent	Score	RPI	S	Opponent	Score	RPI	S	Opponent	Score
13	A	Mississippi St.	82 122	41	A	Duke	85 99					109	H	Coastal Caro.	84 77
												123	N	Kent St.	71 64
												129	H	Louisiana	73 79
												150	A	Samford	74 65
												175	N	Toledo	71 64
												176	A	Bethune-Cookman	68 62
												211	H	ETSU	79 61
												221	A	Chattanooga	90 51
												271	H	Appalachian St.	84 55
												311	H	Jacksonville St.	94 64
												349	A	La.-Monroe	72 65
LAST 10 Division I															
349	A	La.-Monroe	72 65	129	H	Louisiana	73 79								
271	H	Appalachian St.	84 55	221	A	Chattanooga	90 51								
109	H	Coastal Caro.	84 77	211	H	ETSU	79 61								
123	N	Kent St.	71 64	176	A	Bethune-Cookman	68 62								
175	N	Toledo	71 64	41	A	Duke	85 99								

Non-Div I Games: AUM 72 42 Fort Valley St. 101 52

Troy

Average RPI Win:	193	WON-LOST	WINNING	LAST 10	STRENGTH OF	OPP. STRENGTH	TEAM	ADJ.	CONF.	ADJ CONF.
Average RPI Loss:	91	RECORD	PCT. RANK	GAMES	SCHEDULE	OF SCHEDULE	RPI	RPI	RPI	RPI
DIV. I ONLY	8- 8	168	5-5	68	139	152	152	9	9	
DIV. I NON-CONF.	5- 8	221	2-5	61	140	174	174	8	8	
TOTALS	RPI 1-25	RPI 26-50	W-L RECORDS	RPI 51-100	RPI 101-150	RPI 150+				
8- 8	0- 0	0- 4	OVERALL	1- 3	1- 0	6- 1				
5- 6	0- 0	0- 3	HOME	0- 2	0- 0	5- 1				
3- 0	0- 0	0- 0	AWAY	1- 0	1- 0	1- 0				
0- 2	0- 0	0- 1	NEUTRAL	0- 1	0- 0	0- 0				
5- 8	0- 0	0- 4	NON-CONFERENCE	1- 3	0- 0	4- 1				
3- 6	0- 0	0- 3	HOME	0- 2	0- 0	3- 1				
2- 0	0- 0	0- 0	AWAY	1- 0	0- 0	1- 0				
0- 2	0- 0	0- 1	NEUTRAL	0- 1	0- 0	0- 0				
3- 0	0- 0	0- 0	CONFERENCE	0- 0	1- 0	2- 0				
2- 0	0- 0	0- 0	HOME	0- 0	0- 0	2- 0				
1- 0	0- 0	0- 0	AWAY	0- 0	1- 0	0- 0				
0- 0	0- 0	0- 0	NEUTRAL	0- 0	0- 0	0- 0				

RPI S	Opponent	Score	RPI S	Opponent	Score	RPI S	Opponent	Score	RPI S	Opponent	Score	Team's RPI: 152
35	H LSU	54 59	75	H Alabama	56 66	147	A Wichita St.	61 56	180	H Memphis	59 55	
42	H Colorado	52 62	81	A Washington	64 62	185	H Jackson St.	82 46	197	A Southern Miss.	62 58	
48	H Middle Tenn.	62 64	99	H Texas Southern	62 72	218	H Tulsa	64 62	251	H Central Ark.	65 38	
50	N Charlotte	56 60	100	N Boston College	76 89	276	H South Alabama	53 62	288	H Ga. Southern	56 40	
LAST 10 Division I												
218	H Tulsa	64 62	180	H Memphis	59 55							
147	A Wichita St.	61 56	276	H South Alabama	53 62							
288	H Ga. Southern	56 40	197	A Southern Miss.	62 58							
42	H Colorado	52 62	50	N Charlotte	56 60							
99	H Texas Southern	62 72	100	N Boston College	76 89							

Non-Div I Games:

Tulane

Average RPI Win:	237	WON-LOST	WINNING	LAST 10	STRENGTH OF	OPP. STRENGTH	TEAM	ADJ.	CONF.	ADJ CONF.
Average RPI Loss:	103	RECORD	PCT. RANK	GAMES	SCHEDULE	OF SCHEDULE	RPI	RPI	RPI	RPI
DIV. I ONLY	5- 11	262	2-8	92	98	218	218	9	9	
DIV. I NON-CONF.	5- 8	221	2-5	100	165	192	192	8	8	
TOTALS	RPI 1-25	RPI 26-50	W-L RECORDS	RPI 51-100	RPI 101-150	RPI 150+				
5- 11	0- 0	0- 4	OVERALL	0- 2	0- 1	5- 4				
4- 4	0- 0	0- 1	HOME	0- 2	0- 0	4- 1				
1- 5	0- 0	0- 1	AWAY	0- 0	0- 1	1- 3				
0- 2	0- 0	0- 2	NEUTRAL	0- 0	0- 0	0- 0				
5- 8	0- 0	0- 4	NON-CONFERENCE	0- 0	0- 1	5- 3				
4- 2	0- 0	0- 1	HOME	0- 0	0- 0	4- 1				
1- 4	0- 0	0- 1	AWAY	0- 0	0- 1	1- 2				
0- 2	0- 0	0- 2	NEUTRAL	0- 0	0- 0	0- 0				
0- 3	0- 0	0- 0	CONFERENCE	0- 2	0- 0	0- 1				
0- 2	0- 0	0- 0	HOME	0- 2	0- 0	0- 0				
0- 1	0- 0	0- 0	AWAY	0- 0	0- 0	0- 1				
0- 0	0- 0	0- 0	NEUTRAL	0- 0	0- 0	0- 0				

RPI S	Opponent	Score	RPI S	Opponent	Score	RPI S	Opponent	Score	RPI S	Opponent	Score	Team's RPI: 218
31 N	Marquette	60 61	52 H	Temple	65 74	116 A	Abilene Christian	63 73				
45 H	Oklahoma St.	48 78	77 H	South Fla.	52 68	151 H	SFA	63 67				
46 A	Arkansas	41 91				152 A	Tulane	62 64				
47 N	Western Ky.	63 76				195 A	Little Rock	51 63				
						202 A	UTEP	58 51				
						219 H	Arkansas St.	79 77				
						224 A	Stetson	60 66				
						240 H	Oral Roberts	67 65				
						258 H	Colorado St.	61 55				
						264 H	LMU (CA)	75 56				
LAST 10 Division I												
152 A	Tulane	62 64	77 H	South Fla.	52 68							
52 H	Temple	65 74	46 A	Arkansas	41 91							
202 A	UTEP	58 51	195 A	Little Rock	51 63							
258 H	Colorado St.	61 55	116 A	Abilene Christian	63 73							
224 A	Stetson	60 66	31 N	Marquette	60 61							

Non-Div I Games:

Tulsa

UAB				Through Games Of Jan. 12, 2020							
Average RPI Win:	194	WON-LOST	WINNING	LAST 10	STRENGTH OF	OPP. STRENGTH	TEAM	ADJ.	CONF.	ADJ CONF.	
Average RPI Loss:	104	RECORD	PCT. RANK	GAMES	SCHEDULE	OF SCHEDULE	RPI	RPI	RPI	RPI	
DIV. I ONLY		7- 7	168	5-5	139	112	165	165	13	13	
DIV. I NON-CONF.		6- 4	122	4-2	230	92	155	155	15	15	
TOTALS		RPI 1-25		RPI 26-50		W-L RECORDS		RPI 51-100		RPI 101-150	RPI 150+
7- 7	0- 0	1- 4		OVERALL		1- 1		1- 0		4- 2	
5- 2	0- 0	1- 1		HOME		0- 1		1- 0		3- 0	
1- 4	0- 0	0- 2		AWAY		0- 0		0- 0		1- 2	
1- 1	0- 0	0- 1		NEUTRAL		1- 0		0- 0		0- 0	
6- 4		0- 0		0- 2		NON-CONFERENCE		1- 1		1- 0	
4- 1	0- 0	0- 0		HOME		0- 1		1- 0		3- 0	
1- 2	0- 0	0- 1		AWAY		0- 0		0- 0		1- 1	
1- 1	0- 0	0- 1		NEUTRAL		1- 0		0- 0		0- 0	
1- 3		0- 0		1- 2		CONFERENCE		0- 0		0- 0	
1- 1	0- 0	1- 1		HOME		0- 0		0- 0		0- 0	
0- 2	0- 0	0- 1		AWAY		0- 0		0- 0		0- 1	
0- 0	0- 0	0- 0		NEUTRAL		0- 0		0- 0		0- 0	

RPI 1-25			RPI 26-50			RPI 51-100			RPI 101+			Team's RPI: 165
RPI	S	Opponent	Score	RPI	S	Opponent	Score	RPI	S	Opponent	Score	
39	A	Oklahoma	75 82	94	H	Boise St.	81 83	150	H	Samford	76 69	
42	N	Colorado	69 77	99	N	Texas Southern	84 68	153	H	Auburn	80 75	
44	H	Old Dominion	76 65					180	A	Memphis	52 77	
47	A	Western Ky.	65 69					276	H	South Alabama	77 61	
50	H	Charlotte	75 83					277	A	Marshall	56 61	
								308	H	McNeese	97 70	
								331	A	Alcorn	86 65	
LAST 10 Division I												
47	A	Western Ky.	65 69	277	A	Marshall	56 61					
44	H	Old Dominion	76 65	331	A	Alcorn	86 65					
50	H	Charlotte	75 83	180	A	Memphis	52 77					
99	N	Texas Southern	84 68	150	H	Samford	76 69					
42	N	Colorado	69 77	308	H	McNeese	97 70					

Non-Div I Games: Ala.-Huntsville 74 57 Tuskegee 103 60

UAB

■ Loss,
 ■ Non-Conf,
 ■ S Site,
 ■ H Home
 ■ A Away
 N Neutral

Average RPI Win:	237	WON-LOST	WINNING	LAST 10	STRENGTH OF	OPP. STRENGTH	TEAM	ADJ.	CONF.	ADJ CONF.
Average RPI Loss:	137	RECORD	PCT. RANK	GAMES	SCHEDULE	OF SCHEDULE	RPI	RPI	RPI	RPI
DIV. I ONLY	5- 9	240	5-5	193	168	233	233	26	26	
DIV. I NON-CONF.	4- 8	235	4-4	155	204	227	227	26	26	
TOTALS	RPI 1-25	RPI 26-50	W-L RECORDS	RPI 51-100	RPI 101-150	RPI 150+				
5- 9	0- 1	0- 0	OVERALL	0- 1	0- 4	5- 3				
4- 2	0- 0	0- 0	HOME	0- 0	0- 1	4- 1				
1- 7	0- 1	0- 0	AWAY	0- 1	0- 3	1- 2				
0- 0	0- 0	0- 0	NEUTRAL	0- 0	0- 0	0- 0				
4- 8	0- 1	0- 0	NON-CONFERENCE	0- 1	0- 4	4- 2				
3- 2	0- 0	0- 0	HOME	0- 0	0- 1	3- 1				
1- 6	0- 1	0- 0	AWAY	0- 1	0- 3	1- 1				
0- 0	0- 0	0- 0	NEUTRAL	0- 0	0- 0	0- 0				
1- 1	0- 0	0- 0	CONFERENCE	0- 0	0- 0	1- 1				
1- 0	0- 0	0- 0	HOME	0- 0	0- 0	1- 0				
0- 1	0- 0	0- 0	AWAY	0- 0	0- 0	0- 1				
0- 0	0- 0	0- 0	NEUTRAL	0- 0	0- 0	0- 0				

RPI 1-25				RPI 26-50				RPI 51-100				RPI 101+ Team's RPI: 233			
RPI	S	Opponent	Score	RPI	S	Opponent	Score	RPI	S	Opponent	Score	RPI	S	Opponent	Score
8	A	Stanford	55 67					57	A	Minnesota	67 76	114	A	Fresno St.	65 73
												115	A	Montana St.	65 77
												128	A	Saint Mary's (CA)	74 83
												140	H	Santa Clara	61 62
												183	H	Boston U.	75 68
												199	H	Hawaii	62 49
												208	H	Portland St.	70 76
												220	H	San Francisco	79 67
												230	A	Pepperdine	67 70
												235	A	UC Riverside	70 75
												238	A	Northern Ariz.	71 61
												343	H	Sacramento St.	77 75
LAST 10 Division I															
235	A	UC Riverside	70 75	199	H	Hawaii	62 49								
8	A	Stanford	55 67	183	H	Boston U.	75 68								
230	A	Pepperdine	67 70	208	H	Portland St.	70 76								
57	A	Minnesota	67 76	343	H	Sacramento St.	77 75								
238	A	Northern Ariz.	71 61	220	H	San Francisco	79 67								

Non-Div I Games: William Jessup 96 32

UC Davis

■ Loss,
 ■ Non-Conf,
 ■ S Site,
 ■ Home
 ■ A Away
 N Neutral

Average RPI Win:	215	WON-LOST	WINNING	LAST 10	STRENGTH OF	OPP. STRENGTH	TEAM	ADJ.	CONF.	ADJ CONF.
Average RPI Loss:	156	RECORD	PCT. RANK	GAMES	SCHEDULE	OF SCHEDULE	RPI	RPI	RPI	RPI
DIV. I ONLY	3- 11	303	1-9	112	211	260	260	26	26	
DIV. I NON-CONF.	3- 10	282	1-8	89	215	251	251	26	26	
TOTALS	RPI 1-25	RPI 26-50	W-L RECORDS	RPI 51-100	RPI 101-150	RPI 150+				
3- 11	0- 1	0- 0	OVERALL	0- 3	0- 1	3- 6				
2- 1	0- 0	0- 0	HOME	0- 0	0- 0	2- 1				
0- 6	0- 1	0- 0	AWAY	0- 1	0- 1	0- 3				
1- 4	0- 0	0- 0	NEUTRAL	0- 2	0- 0	1- 2				
3- 10	0- 1	0- 0	NON-CONFERENCE	0- 3	0- 1	3- 5				
2- 1	0- 0	0- 0	HOME	0- 0	0- 0	2- 1				
0- 5	0- 1	0- 0	AWAY	0- 1	0- 1	0- 2				
1- 4	0- 0	0- 0	NEUTRAL	0- 2	0- 0	1- 2				
0- 1	0- 0	0- 0	CONFERENCE	0- 0	0- 0	0- 1				
0- 0	0- 0	0- 0	HOME	0- 0	0- 0	0- 0				
0- 1	0- 0	0- 0	AWAY	0- 0	0- 0	0- 1				
0- 0	0- 0	0- 0	NEUTRAL	0- 0	0- 0	0- 0				

RPI 1-25				RPI 26-50				RPI 51-100				RPI 101+ Team's RPI: 260			
RPI	S	Opponent	Score	RPI	S	Opponent	Score	RPI	S	Opponent	Score	RPI	S	Opponent	Score
5	A	Oregon St.	57 86					53	A	Washington St.	59 87	145	A	Southern Utah	68 82
								55	N	Vanderbilt	63 76	174	H	San Jose St.	79 77
								98	N	Davidson	72 78	188	N	North Ala.	60 88
												194	A	SMU	56 59
												208	H	Portland St.	61 70
												208	N	Portland St.	83 75
												220	N	San Francisco	61 68
												252	A	CSUN	62 70
												264	H	LMU (CA)	80 65
												295	A	Denver	75 83
LAST 10 Division I															
194	A	SMU	56 59	252	A	CSUN	62 70								
220	N	San Francisco	61 68	208	H	Portland St.	61 70								
55	N	Vanderbilt	63 76	188	N	North Ala.	60 88								
53	A	Washington St.	59 87	295	A	Denver	75 83								
145	A	Southern Utah	68 82	264	H	LMU (CA)	80 65								

Non-Div I Games: Westcliff 93 41

UC Irvine

■ Loss,
■ Non-Conf,
■ S Site,
■ Home
■ A Away
N Neutral

UC Riverside

Through Games Of Jan. 12, 2020

Average RPI Win:	250	WON-LOST	WINNING	LAST 10	STRENGTH OF	OPP. STRENGTH	TEAM	ADJ.	CONF.	ADJ CONF.
Average RPI Loss:	147	RECORD	PCT. RANK	GAMES	SCHEDULE	OF SCHEDULE	RPI	RPI	RPI	RPI
DIV. I ONLY	5- 10	251	4-6	179	178	235	235	26	26	
DIV. I NON-CONF.	4- 10	259	3-6	176	200	253	253	26	26	
TOTALS	RPI 1-25	RPI 26-50	W-L RECORDS	RPI 51-100	RPI 101-150	RPI 150+				
5- 10	0- 1	0- 1	OVERALL	1- 1	0- 3	4- 4				
4- 2	0- 0	0- 0	HOME	1- 0	0- 1	3- 1				
1- 8	0- 1	0- 1	AWAY	0- 1	0- 2	1- 3				
0- 0	0- 0	0- 0	NEUTRAL	0- 0	0- 0	0- 0				
4- 10	0- 1	0- 1	NON-CONFERENCE	1- 1	0- 3	3- 4				
3- 2	0- 0	0- 0	HOME	1- 0	0- 1	2- 1				
1- 8	0- 1	0- 1	AWAY	0- 1	0- 2	1- 3				
0- 0	0- 0	0- 0	NEUTRAL	0- 0	0- 0	0- 0				
1- 0	0- 0	0- 0	CONFERENCE	0- 0	0- 0	1- 0				
1- 0	0- 0	0- 0	HOME	0- 0	0- 0	1- 0				
0- 0	0- 0	0- 0	AWAY	0- 0	0- 0	0- 0				
0- 0	0- 0	0- 0	NEUTRAL	0- 0	0- 0	0- 0				

RPI 1-25				RPI 26-50				RPI 51-100				RPI 101+ Team's RPI: 235			
RPI	S	Opponent	Score	RPI	S	Opponent	Score	RPI	S	Opponent	Score	RPI	S	Opponent	Score
12	A	Oregon	41 84	49	A	Arizona	27 70	73	H	CSU Bakersfield	53 52	101	H	Southern California	59 76
								97	A	California	61 84	137	A	VCU	51 67
												145	A	Southern Utah	68 79
												170	A	New Mexico	70 80
												202	A	UTEP	50 63
												233	H	UC Davis	75 70
												258	A	Colorado St.	40 52
												297	H	Weber St.	54 64
												302	H	California Baptist	80 64
												304	A	New Mexico St.	60 58
												340	H	Utah Valley	67 53
LAST 10 Division I															
73	H	CSU Bakersfield	53 52	233	H	UC Davis	75 70								
137	A	VCU	51 67	258	A	Colorado St.	40 52								
145	A	Southern Utah	68 79	49	A	Arizona	27 70								
12	A	Oregon	41 84	297	H	Weber St.	54 64								
302	H	California Baptist	80 64	340	H	Utah Valley	67 53								

Non-Div I Games:

UC Riverside

■ Loss,
 ■ Non-Conf,
 ■ S Site,
 ■ H Home
 ■ A Away
 N Neutral

Average RPI Win:	280	WON-LOST	WINNING	LAST 10	STRENGTH OF	OPP. STRENGTH	TEAM	ADJ.	CONF.	ADJ CONF.
Average RPI Loss:	151	RECORD	PCT. RANK	GAMES	SCHEDULE	OF SCHEDULE	RPI	RPI	RPI	RPI
DIV. I ONLY	5- 9	240	3-7	225	289	285	285	26	26	
DIV. I NON-CONF.	4- 8	235	2-6	221	275	287	287	26	26	
TOTALS	RPI 1-25	RPI 26-50	W-L RECORDS	RPI 51-100	RPI 101-150	RPI 150+				
5- 9	0- 0	0- 1	OVERALL	0- 2	1- 1	4- 5				
4- 3	0- 0	0- 0	HOME	0- 1	1- 0	3- 2				
0- 5	0- 0	0- 1	AWAY	0- 1	0- 1	0- 2				
1- 1	0- 0	0- 0	NEUTRAL	0- 0	0- 0	1- 1				
4- 8	0- 0	0- 1	NON-CONFERENCE	0- 2	1- 1	3- 4				
3- 2	0- 0	0- 0	HOME	0- 1	1- 0	2- 1				
0- 5	0- 0	0- 1	AWAY	0- 1	0- 1	0- 2				
1- 1	0- 0	0- 0	NEUTRAL	0- 0	0- 0	1- 1				
1- 1	0- 0	0- 0	CONFERENCE	0- 0	0- 0	1- 1				
1- 1	0- 0	0- 0	HOME	0- 0	0- 0	1- 1				
0- 0	0- 0	0- 0	AWAY	0- 0	0- 0	0- 0				
0- 0	0- 0	0- 0	NEUTRAL	0- 0	0- 0	0- 0				

RPI S	Opponent	Score	RPI S	Opponent	Score	RPI S	Opponent	Score	RPI S	Opponent	Score	Team's RPI: 285
49	A Arizona	42 61	64	H Pacific	53 63	101	H Southern California	57 46	128	A Saint Mary's (CA)	43 64	
			73	A CSU Bakersfield	62 66	151	N SFA	56 67	174	H San Jose St.	70 73	
						196	H Cal St. Fullerton	68 70	223	A Grand Canyon	57 58	
						281	H San Diego St.	64 52	302	A California Baptist	81 85	
						329	H Cal Poly	52 50	340	H Utah Valley	59 51	
						348	N Chicago St.	96 65				
LAST 10 Division I												
196	H Cal St. Fullerton	68 70	329	H Cal Poly	52 50							
49	A Arizona	42 61	348	N Chicago St.	96 65							
223	A Grand Canyon	57 58	151	N SFA	56 67							
73	A CSU Bakersfield	62 66	281	H San Diego St.	64 52							
64	H Pacific	53 63	302	A California Baptist	81 85							

Non-Div I Games: Ottawa (AZ) 72 57

UC Santa Barbara

■ Loss,
 ■ Non-Conf,
 ■ S Site,
 ■ H Home
 ■ A Away
 N Neutral

Average RPI Win:	186	WON-LOST	WINNING	LAST 10	STRENGTH OF	OPP. STRENGTH	TEAM	ADJ.	CONF.	ADJ CONF.
Average RPI Loss:	58	RECORD	PCT. RANK	GAMES	SCHEDULE	OF SCHEDULE	RPI	RPI	RPI	RPI
DIV. I ONLY	9- 5	94	7-3	62	84	63	63	9	9	
DIV. I NON-CONF.	8- 4	90	6-2	45	82	55	55	8	8	
TOTALS	RPI 1-25	RPI 26-50	W-L RECORDS	RPI 51-100	RPI 101-150	RPI 150+				
9- 5	0- 1	1- 2	OVERALL	0- 1	2- 1	6- 0				
8- 0	0- 0	1- 0	HOME	0- 0	2- 0	5- 0				
1- 3	0- 0	0- 1	AWAY	0- 1	0- 1	1- 0				
0- 2	0- 1	0- 1	NEUTRAL	0- 0	0- 0	0- 0				
8- 4	0- 1	1- 2	NON-CONFERENCE	0- 1	2- 0	5- 0				
7- 0	0- 0	1- 0	HOME	0- 0	2- 0	4- 0				
1- 2	0- 0	0- 1	AWAY	0- 1	0- 0	1- 0				
0- 2	0- 1	0- 1	NEUTRAL	0- 0	0- 0	0- 0				
1- 1	0- 0	0- 0	CONFERENCE	0- 0	0- 1	1- 0				
1- 0	0- 0	0- 0	HOME	0- 0	0- 0	1- 0				
0- 1	0- 0	0- 0	AWAY	0- 0	0- 1	0- 0				
0- 0	0- 0	0- 0	NEUTRAL	0- 0	0- 0	0- 0				

RPI 1-25				RPI 26-50				RPI 51-100 Team's RPI: 63				RPI 101+			
RPI	S	Opponent	Score	RPI	S	Opponent	Score	RPI	S	Opponent	Score	RPI	S	Opponent	Score
6	N	UCLA	56 61	28	H	Central Mich.	64 58	89	A	Belmont	37 72	118	A	Cincinnati	64 81
				36	A	FGCU	50 72					128	H	Saint Mary's (CA)	67 58
				43	N	James Madison	43 46					148	H	Wright St.	69 53
												151	A	SFA	63 57
												206	H	Quinnipiac	80 58
												224	H	Stetson	66 40
												244	H	Delaware	75 49
												256	H	East Carolina	91 55
												293	H	Pittsburgh	74 58
LAST 10 Division I															
256	H	East Carolina	91 55	118	A	Cincinnati	64 81								
28	H	Central Mich.	64 58	43	N	James Madison	43 46								
148	H	Wright St.	69 53	6	N	UCLA	56 61								
128	H	Saint Mary's (CA)	67 58	224	H	Stetson	66 40								
206	H	Quinnipiac	80 58	244	H	Delaware	75 49								

Non-Div I Games:

UCF

■ Loss,
 ■ Non-Conf,
 S Site,
 ■ Home
 ■ Away
 N Neutral

Average RPI Win:	120	WON-LOST	WINNING	LAST 10	STRENGTH OF	OPP. STRENGTH	TEAM	ADJ.	CONF.	ADJ CONF.
Average RPI Loss:	0	RECORD	PCT. RANK	GAMES	SCHEDULE	OF SCHEDULE	RPI	RPI	RPI	RPI
DIV. I ONLY	16- 0	1	10-0	31	40	6	6	1	1	
DIV. I NON-CONF.	11- 0	1	5-0	94	36	9	9	1	1	
TOTALS	RPI 1-25	RPI 26-50	W-L RECORDS	RPI 51-100	RPI 101-150	RPI 150+				
16- 0	1- 0	4- 0	OVERALL	4- 0	2- 0	5- 0				
9- 0	0- 0	2- 0	HOME	2- 0	1- 0	4- 0				
6- 0	1- 0	2- 0	AWAY	1- 0	1- 0	1- 0				
1- 0	0- 0	0- 0	NEUTRAL	1- 0	0- 0	0- 0				
11- 0	1- 0	1- 0	NON-CONFERENCE	4- 0	0- 0	5- 0				
6- 0	0- 0	0- 0	HOME	2- 0	0- 0	4- 0				
4- 0	1- 0	1- 0	AWAY	1- 0	0- 0	1- 0				
1- 0	0- 0	0- 0	NEUTRAL	1- 0	0- 0	0- 0				
5- 0	0- 0	3- 0	CONFERENCE	0- 0	2- 0	0- 0				
3- 0	0- 0	2- 0	HOME	0- 0	1- 0	0- 0				
2- 0	0- 0	1- 0	AWAY	0- 0	1- 0	0- 0				
0- 0	0- 0	0- 0	NEUTRAL	0- 0	0- 0	0- 0				

RPI	S	Opponent	Score	RPI	S	Opponent	Score	RPI	S	Opponent	Score	RPI	S	Opponent	Score
9	A	Indiana	68 58	26	A	Virginia	73 62	51	H	Yale	100 65	101	H	Southern California	83 59
				37	H	Arizona St.	68 66	63	N	UCF	61 56	136	A	Utah	84 54
				42	A	Colorado	65 62	64	H	Pacific	68 57	181	H	Northern Colo.	92 58
				49	H	Arizona	70 58	72	A	Georgia	59 50	252	A	CSUN	58 44
												264	H	LMU (CA)	74 52
												273	H	Long Beach St.	86 51
												297	H	Weber St.	85 45
LAST 10 Division I															
				136	A	Utah	84 54	42	A	Colorado	65 62				
				49	H	Arizona	70 58	72	A	Georgia	59 50				
				37	H	Arizona St.	68 66	64	H	Pacific	68 57				
				101	H	Southern California	83 59	252	A	CSUN	58 44				
				9	A	Indiana	68 58	26	A	Virginia	73 62				

Non-Div I Games:

UCLA

Average RPI Win: 83		WON-LOST	WINNING	LAST 10	STRENGTH OF	OPP. STRENGTH	TEAM	ADJ.	CONF.	ADJ CONF.
Average RPI Loss: 16		RECORD	PCT. RANK	GAMES	SCHEDULE	OF SCHEDULE	RPI	RPI	RPI	RPI
DIV. I ONLY		13- 1	9	9-1	14	1	4	4	9	9
DIV. I NON-CONF.		9- 1	26	6-1	10	1	1	1	8	8
TOTALS	RPI 1-25		RPI 26-50		W-L RECORDS	RPI 51-100	RPI 101-150		RPI 150+	
13- 1	1- 1		3- 0		OVERALL	4- 0	4- 0		1- 0	
5- 1	0- 1		1- 0		HOME	1- 0	3- 0		0- 0	
7- 0	1- 0		1- 0		AWAY	3- 0	1- 0		1- 0	
1- 0	0- 0		1- 0		NEUTRAL	0- 0	0- 0		0- 0	
9- 1	1- 1		3- 0		NON-CONFERENCE	3- 0	2- 0		0- 0	
3- 1	0- 1		1- 0		HOME	1- 0	1- 0		0- 0	
5- 0	1- 0		1- 0		AWAY	2- 0	1- 0		0- 0	
1- 0	0- 0		1- 0		NEUTRAL	0- 0	0- 0		0- 0	
4- 0	0- 0		0- 0		CONFERENCE	1- 0	2- 0		1- 0	
2- 0	0- 0		0- 0		HOME	0- 0	2- 0		0- 0	
2- 0	0- 0		0- 0		AWAY	1- 0	0- 0		1- 0	
0- 0	0- 0		0- 0		NEUTRAL	0- 0	0- 0		0- 0	

RPI 1-25				Team's RPI: 4		RPI 26-50				RPI 51-100				RPI 101+					
RPI	S	Opponent	Score		RPI	S	Opponent	Score		RPI	S	Opponent	Score		RPI	S	Opponent	Score	
11	A	DePaul	84	74	26	H	Virginia	83	44	52	A	Temple	83	54	113	A	Dayton	75	37
16	H	Baylor	58	74	30	A	Ohio St.	73	62	55	A	Vanderbilt	64	51	124	H	Notre Dame	81	57
					39	N	Oklahoma	97	53	62	A	Seton Hall	92	78	135	H	Houston	91	51
										97	H	California	72	61	147	H	Wichita St.	83	55
															194	A	SMU	80	42
LAST 10 Division I																			
16	H	Baylor	58	74	135	H	Houston	91	51										
194	A	SMU	80	42	124	H	Notre Dame	81	57										
147	H	Wichita St.	83	55	62	A	Seton Hall	92	78										
39	N	Oklahoma	97	53	113	A	Dayton	75	37										
11	A	DePaul	84	74	30	A	Ohio St.	73	62										

Non-Div I Games:

UConn

■ Loss, ■ Non-Conf, S Site, H Home A Away N Neutral

Average RPI Win:	308	WON-LOST	WINNING	LAST 10	STRENGTH OF	OPP. STRENGTH	TEAM	ADJ.	CONF.	ADJ CONF.
Average RPI Loss:	184	RECORD	PCT. RANK	GAMES	SCHEDULE	OF SCHEDULE	RPI	RPI	RPI	RPI
DIV. I ONLY	2- 15	334	2-8	261	305	330	330	17	17	
DIV. I NON-CONF.	1- 10	329	1-3	257	263	329	329	18	18	
TOTALS	RPI 1-25	RPI 26-50	W-L RECORDS	RPI 51-100	RPI 101-150	RPI 150+				
2- 15	0- 1	0- 0	OVERALL	0- 1	0- 2	2- 11				
1- 8	0- 1	0- 0	HOME	0- 0	0- 2	1- 5				
1- 7	0- 0	0- 0	AWAY	0- 1	0- 0	1- 6				
0- 0	0- 0	0- 0	NEUTRAL	0- 0	0- 0	0- 0				
1- 10	0- 1	0- 0	NON-CONFERENCE	0- 1	0- 1	1- 7				
0- 5	0- 1	0- 0	HOME	0- 0	0- 1	0- 3				
1- 5	0- 0	0- 0	AWAY	0- 1	0- 0	1- 4				
0- 0	0- 0	0- 0	NEUTRAL	0- 0	0- 0	0- 0				
1- 5	0- 0	0- 0	CONFERENCE	0- 0	0- 1	1- 4				
1- 3	0- 0	0- 0	HOME	0- 0	0- 1	1- 2				
0- 2	0- 0	0- 0	AWAY	0- 0	0- 0	0- 2				
0- 0	0- 0	0- 0	NEUTRAL	0- 0	0- 0	0- 0				

RPI	S	Opponent	Score	RPI	S	Opponent	Score	RPI	S	Opponent	Score	RPI	S	Opponent	Score	Team's RPI: 330
17	H	Florida St.	42 86					60	A	Kansas	50 91	144	H	Western Mich.	52 80	
												148	H	Wright St.	43 58	
												154	A	Kansas St.	40 84	
												157	A	Cleveland St.	44 84	
												160	A	Miami (OH)	35 85	
												173	A	Valparaiso	37 63	
												179	A	Youngstown St.	65 77	
												186	H	Eastern Mich.	59 68	
												216	H	Northern Ky.	46 88	
												245	H	Eastern Ill.	45 80	
												267	H	Oakland	70 64	
												274	H	Indiana St.	40 61	
												320	A	Purdue Fort Wayne	50 61	
												326	H	Detroit Mercy	62 70	
												348	A	Chicago St.	73 61	
LAST 10 Division I																
148	H	Wright St.	43 58	216	H	Northern Ky.	46 88									
267	H	Oakland	70 64	186	H	Eastern Mich.	59 68									
326	H	Detroit Mercy	62 70	173	A	Valparaiso	37 63									
179	A	Youngstown St.	65 77	144	H	Western Mich.	52 80									
157	A	Cleveland St.	44 84	348	A	Chicago St.	73 61									

Non-Div I Games:

UIC

■ Loss,
 ■ Non-Conf,
 S Site,
 ■ Home
 ■ Away
 N Neutral

UMES				Through Games Of Jan. 12, 2020						
Average RPI Win:	213	WON-LOST	WINNING	LAST 10	STRENGTH OF	OPP. STRENGTH	TEAM	ADJ.	CONF.	ADJ CONF.
Average RPI Loss:	136	RECORD	PCT. RANK	GAMES	SCHEDULE	OF SCHEDULE	RPI	RPI	RPI	RPI
DIV. I ONLY		1- 12	338	1-9	97	201	300	300	29	29
DIV. I NON-CONF.		1- 10	329	1-7	113	182	307	307	31	31
<hr/>										
TOTALS	RPI 1-25	RPI 26-50		W-L RECORDS		RPI 51-100	RPI 101-150		RPI 150+	
1- 12	0- 0	0- 3		OVERALL		0- 2	0- 3		1- 4	
1- 5	0- 0	0- 0		HOME		0- 1	0- 1		1- 3	
0- 7	0- 0	0- 3		AWAY		0- 1	0- 2		0- 1	
0- 0	0- 0	0- 0		NEUTRAL		0- 0	0- 0		0- 0	
<hr/>										
1- 10	0- 0	0- 3		NON-CONFERENCE		0- 1	0- 3		1- 3	
1- 3	0- 0	0- 0		HOME		0- 0	0- 1		1- 2	
0- 7	0- 0	0- 3		AWAY		0- 1	0- 2		0- 1	
0- 0	0- 0	0- 0		NEUTRAL		0- 0	0- 0		0- 0	
<hr/>										
0- 2	0- 0	0- 0		CONFERENCE		0- 1	0- 0		0- 1	
0- 2	0- 0	0- 0		HOME		0- 1	0- 0		0- 1	
0- 0	0- 0	0- 0		AWAY		0- 0	0- 0		0- 0	
0- 0	0- 0	0- 0		NEUTRAL		0- 0	0- 0		0- 0	

RPI 1-25			RPI 26-50			RPI 51-100			RPI 101+			Team's RPI: 300
RPI	S	Opponent	Score	RPI	S	Opponent	Score	RPI	S	Opponent	Score	
38	A	Virginia Tech	43 86	70	A	Syracuse	50 65	104	A	UNC Greensboro	48 86	
44	A	Old Dominion	39 48	95	H	N.C. A&T	31 67	126	H	Richmond	52 64	
50	A	Charlotte	44 64					149	A	William & Mary	50 78	
								213	H	Mt. St. Mary's	78 76	
								217	H	Howard	58 79	
								239	H	Longwood	62 71	
								242	H	Georgetown	39 57	
								256	A	East Carolina	42 57	
LAST 10 Division I												
217	H	Howard	58 79	95	H	N.C. A&T	31 67					
50	A	Charlotte	44 64	44	A	Old Dominion	39 48					
242	H	Georgetown	39 57	126	H	Richmond	52 64					
239	H	Longwood	62 71	256	A	East Carolina	42 57					
213	H	Mt. St. Mary's	78 76	38	A	Virginia Tech	43 86					

Non-Div I Games: Greensboro 65 48 Wesley 75 29

UMES

■ Loss,
 ■ Non-Conf,
 ■ S Site,
 ■ H Home
 ■ A Away
 N Neutral

Average RPI Win:	264	WON-LOST	WINNING	LAST 10	STRENGTH OF	OPP. STRENGTH	TEAM	ADJ.	CONF.	ADJ CONF.
Average RPI Loss:	139	RECORD	PCT. RANK	GAMES	SCHEDULE	OF SCHEDULE	RPI	RPI	RPI	RPI
DIV. I ONLY	8- 8	168	5-5	275	158	237	237	32	32	
DIV. I NON-CONF.	5- 7	205	2-4	204	49	230	230	32	32	
TOTALS	RPI 1-25	RPI 26-50	W-L RECORDS	RPI 51-100	RPI 101-150	RPI 150+				
8- 8	0- 1	0- 0	OVERALL	0- 3	0- 1	8- 3				
6- 4	0- 0	0- 0	HOME	0- 2	0- 1	6- 1				
2- 4	0- 1	0- 0	AWAY	0- 1	0- 0	2- 2				
0- 0	0- 0	0- 0	NEUTRAL	0- 0	0- 0	0- 0				
5- 7	0- 1	0- 0	NON-CONFERENCE	0- 3	0- 1	5- 2				
4- 4	0- 0	0- 0	HOME	0- 2	0- 1	4- 1				
1- 3	0- 1	0- 0	AWAY	0- 1	0- 0	1- 1				
0- 0	0- 0	0- 0	NEUTRAL	0- 0	0- 0	0- 0				
3- 1	0- 0	0- 0	CONFERENCE	0- 0	0- 0	3- 1				
2- 0	0- 0	0- 0	HOME	0- 0	0- 0	2- 0				
1- 1	0- 0	0- 0	AWAY	0- 0	0- 0	1- 1				
0- 0	0- 0	0- 0	NEUTRAL	0- 0	0- 0	0- 0				

RPI 1-25				RPI 26-50				RPI 51-100				RPI 101+				Team's RPI: 237
RPI	S	Opponent	Score	RPI	S	Opponent	Score	RPI	S	Opponent	Score	RPI	S	Opponent	Score	
1	A	Missouri St.	58 83					64	A	Pacific	60 89	117	H	Loyola Chicago	67 72	
								93	H	Liberty	44 68	154	H	Kansas St.	67 74	
								98	H	Davidson	64 74	163	H	Missouri	59 56	
												192	A	George Mason	64 58	
												208	H	Portland St.	87 69	
												247	A	Omaha	53 57	
												290	H	Eastern Wash.	66 55	
												295	H	Denver	83 79	
												304	H	New Mexico St.	56 52	
												325	H	UTRGV	60 56	
												336	A	Seattle U	76 65	
												340	A	Utah Valley	41 62	
LAST 10 Division I																
325	H	UTRGV	60 56	304	H	New Mexico St.	56 52									
340	A	Utah Valley	41 62	154	H	Kansas St.	67 74									
336	A	Seattle U	76 65	163	H	Missouri	59 56									
93	H	Liberty	44 68	247	A	Omaha	53 57									
290	H	Eastern Wash.	66 55	1	A	Missouri St.	58 83									

Non-Div I Games: Rockhurst 78 60 Science & Arts Okla74 43

UMKC

Loss, Non-Conf, S Site, H Home A Away N Neutral

Average RPI Win:	310	WON-LOST	WINNING	LAST 10	STRENGTH OF	OPP. STRENGTH	TEAM	ADJ.	CONF.	ADJ CONF.
Average RPI Loss:	115	RECORD	PCT. RANK	GAMES	SCHEDULE	OF SCHEDULE	RPI	RPI	RPI	RPI
DIV. I ONLY	8- 9	191	8-2	260	319	228	228	28	28	
DIV. I NON-CONF.	4- 9	250	4-2	193	311	268	268	28	28	
TOTALS	RPI 1-25	RPI 26-50	W-L RECORDS	RPI 51-100	RPI 101-150	RPI 150+				
8- 9	0- 0	0- 0	OVERALL	0- 3	0- 4	8- 2				
4- 4	0- 0	0- 0	HOME	0- 1	0- 2	4- 1				
4- 5	0- 0	0- 0	AWAY	0- 2	0- 2	4- 1				
0- 0	0- 0	0- 0	NEUTRAL	0- 0	0- 0	0- 0				
4- 9	0- 0	0- 0	NON-CONFERENCE	0- 3	0- 4	4- 2				
2- 4	0- 0	0- 0	HOME	0- 1	0- 2	2- 1				
2- 5	0- 0	0- 0	AWAY	0- 2	0- 2	2- 1				
0- 0	0- 0	0- 0	NEUTRAL	0- 0	0- 0	0- 0				
4- 0	0- 0	0- 0	CONFERENCE	0- 0	0- 0	4- 0				
2- 0	0- 0	0- 0	HOME	0- 0	0- 0	2- 0				
2- 0	0- 0	0- 0	AWAY	0- 0	0- 0	2- 0				
0- 0	0- 0	0- 0	NEUTRAL	0- 0	0- 0	0- 0				

RPI 1-25				RPI 26-50				RPI 51-100				RPI 101+				Team's RPI: 228	
RPI	S	Opponent	Score	RPI	S	Opponent	Score	RPI	S	Opponent	Score	RPI	S	Opponent	Score		
								51	H	Yale	59	67	105	A	Providence	38	63
								60	A	Kansas	44	79	107	A	Colgate	51	73
								100	A	Boston College	46	89	120	H	Massachusetts	58	74
													139	H	Cornell	56	70
													168	H	Dartmouth	51	62
													178	A	Binghamton	66	56
													182	A	Merrimack	50	73
													305	H	New Hampshire	58	53
													313	H	UMBC	75	64
													321	A	Bryant	55	35
													338	A	Central Conn. St.	56	54
													339	H	Fairleigh Dickinson	61	56
													342	A	Hartford	68	63
													345	H	LIU Brooklyn	65	56
LAST 10 Division I																	
				342	A	Hartford	68	63	178	A	Binghamton	66	56				
				313	H	UMBC	75	64	168	H	Dartmouth	51	62				
				305	H	New Hampshire	58	53	345	H	LIU Brooklyn	65	56				
				339	H	Fairleigh Dickinson	61	56	338	A	Central Conn. St.	56	54				
				182	A	Merrimack	50	73	321	A	Bryant	55	35				

Non-Div I Games:

UMass Lowell

■ Loss,
 ■ Non-Conf,
 ■ S Site,
 ■ H Home
 ■ A Away
 N Neutral

UNC Asheville

Through Games Of Jan. 12, 2020

Average RPI Win:	272	WON-LOST	WINNING	LAST 10	STRENGTH OF	OPP. STRENGTH	TEAM	ADJ.	CONF.	ADJ CONF.
Average RPI Loss:	149	RECORD	PCT. RANK	GAMES	SCHEDULE	OF SCHEDULE	RPI	RPI	RPI	RPI
DIV. I ONLY	9- 4	69	7-3	339	228	191	191	27	27	
DIV. I NON-CONF.	4- 3	138	2-2	343	137	247	247	27	27	
TOTALS	RPI 1-25	RPI 26-50	W-L RECORDS	RPI 51-100	RPI 101-150	RPI 150+				
9- 4	0- 0	0- 1	OVERALL	0- 0	1- 1	8- 2				
4- 1	0- 0	0- 0	HOME	0- 0	1- 1	3- 0				
4- 3	0- 0	0- 1	AWAY	0- 0	0- 0	4- 2				
1- 0	0- 0	0- 0	NEUTRAL	0- 0	0- 0	1- 0				
4- 3	0- 0	0- 1	NON-CONFERENCE	0- 0	0- 1	4- 1				
1- 1	0- 0	0- 0	HOME	0- 0	0- 1	1- 0				
2- 2	0- 0	0- 1	AWAY	0- 0	0- 0	2- 1				
1- 0	0- 0	0- 0	NEUTRAL	0- 0	0- 0	1- 0				
5- 1	0- 0	0- 0	CONFERENCE	0- 0	1- 0	4- 1				
3- 0	0- 0	0- 0	HOME	0- 0	1- 0	2- 0				
2- 1	0- 0	0- 0	AWAY	0- 0	0- 0	2- 1				
0- 0	0- 0	0- 0	NEUTRAL	0- 0	0- 0	0- 0				

RPI S	Opponent	Score	RPI S	Opponent	Score	RPI S	Opponent	Score	RPI S	Opponent	Score	Team's RPI: 191
			32 A	Miami (FL)	46 75				104 H	UNC Greensboro	40 67	
									131 H	Campbell	60 52	
									167 A	Hampton	59 68	
									211 A	ETSU	72 54	
									229 N	Southern U.	53 34	
									269 H	High Point	76 60	
									289 A	Radford	63 50	
									294 A	Wofford	38 75	
									303 H	Presbyterian	54 39	
									333 A	Western Caro.	64 47	
									337 A	USC Upstate	68 48	
									346 H	South Carolina St.	82 51	
LAST 10 Division I												
			269 H	High Point	76 60				289 A	Radford	63 50	
			337 A	USC Upstate	68 48				229 N	Southern U.	53 34	
			131 H	Campbell	60 52				32 A	Miami (FL)	46 75	
			167 A	Hampton	59 68				294 A	Wofford	38 75	
			303 H	Presbyterian	54 39				346 H	South Carolina St.	82 51	

Non-Div I Games: Montreat 89 45 Lenoir-Rhyne 68 48

UNC Asheville

Loss, Non-Conf, S Site, H Home A Away N Neutral

UNC Greensboro

Through Games Of Jan. 12, 2020

Average RPI Win:	217	WON-LOST	WINNING	LAST 10	STRENGTH OF	OPP. STRENGTH	TEAM	ADJ.	CONF.	ADJ CONF.
Average RPI Loss:	115	RECORD	PCT. RANK	GAMES	SCHEDULE	OF SCHEDULE	RPI	RPI	RPI	RPI
DIV. I ONLY	10- 4	62	8-2	224	218	104	104	22	22	
DIV. I NON-CONF.	8- 4	90	6-2	164	271	92	92	20	20	
TOTALS	RPI 1-25	RPI 26-50	W-L RECORDS	RPI 51-100	RPI 101-150	RPI 150+				
10- 4	0- 0	0- 0	OVERALL	2- 1	0- 3	8- 0				
6- 1	0- 0	0- 0	HOME	0- 0	0- 1	6- 0				
4- 3	0- 0	0- 0	AWAY	2- 1	0- 2	2- 0				
0- 0	0- 0	0- 0	NEUTRAL	0- 0	0- 0	0- 0				
8- 4	0- 0	0- 0	NON-CONFERENCE	2- 1	0- 3	6- 0				
4- 1	0- 0	0- 0	HOME	0- 0	0- 1	4- 0				
4- 3	0- 0	0- 0	AWAY	2- 1	0- 2	2- 0				
0- 0	0- 0	0- 0	NEUTRAL	0- 0	0- 0	0- 0				
2- 0	0- 0	0- 0	CONFERENCE	0- 0	0- 0	2- 0				
2- 0	0- 0	0- 0	HOME	0- 0	0- 0	2- 0				
0- 0	0- 0	0- 0	AWAY	0- 0	0- 0	0- 0				
0- 0	0- 0	0- 0	NEUTRAL	0- 0	0- 0	0- 0				

RPI 1-25			RPI 26-50			RPI 51-100			RPI 101+			Team's RPI: 104
RPI	S	Opponent	Score	RPI	S	Opponent	Score	RPI	S	Opponent	Score	
						58	A Wake Forest	67 65	109	A	Coastal Caro.	54 63
						93	A Liberty	58 53	126	H	Richmond	62 70
						95	A N.C. A&T	48 57	131	A	Campbell	64 72
									191	A	UNC Asheville	67 40
									211	H	ETSU	63 47
									221	H	Chattanooga	49 41
									227	A	Col. of Charleston	69 56
									269	H	High Point	82 70
									271	H	Appalachian St.	54 47
									300	H	UMES	86 48
									324	H	Georgia St.	64 49
LAST 10 Division I												
211	H	ETSU	63 47	221	H	Chattanooga	49 41					
271	H	Appalachian St.	54 47	324	H	Georgia St.	64 49					
269	H	High Point	82 70	131	A	Campbell	64 72					
227	A	Col. of Charleston	69 56	191	A	UNC Asheville	67 40					
95	A	N.C. A&T	48 57	93	A	Liberty	58 53					

Non-Div I Games: Erskine 106 44 Concord 80 45 Lenoir-Rhyne 84 59

UNC Greensboro

Loss, Non-Conf, S Site, H Home A Away N Neutral

Average RPI Win:	261	WON-LOST	WINNING	LAST 10	STRENGTH OF	OPP. STRENGTH	TEAM	ADJ.	CONF.	ADJ CONF.
Average RPI Loss:	130	RECORD	PCT. RANK	GAMES	SCHEDULE	OF SCHEDULE	RPI	RPI	RPI	RPI
DIV. I ONLY	4- 9	266	4-6	110	296	225	225	14	14	
DIV. I NON-CONF.	2- 7	288	2-4	118	338	281	281	13	13	
TOTALS	RPI 1-25	RPI 26-50	W-L RECORDS	RPI 51-100	RPI 101-150	RPI 150+				
4- 9	0- 1	0- 0	OVERALL	0- 4	1- 1	3- 3				
2- 4	0- 0	0- 0	HOME	0- 1	0- 1	2- 2				
2- 4	0- 1	0- 0	AWAY	0- 2	1- 0	1- 1				
0- 1	0- 0	0- 0	NEUTRAL	0- 1	0- 0	0- 0				
2- 7	0- 1	0- 0	NON-CONFERENCE	0- 2	0- 1	2- 3				
1- 3	0- 0	0- 0	HOME	0- 0	0- 1	1- 2				
1- 3	0- 1	0- 0	AWAY	0- 1	0- 0	1- 1				
0- 1	0- 0	0- 0	NEUTRAL	0- 1	0- 0	0- 0				
2- 2	0- 0	0- 0	CONFERENCE	0- 2	1- 0	1- 0				
1- 1	0- 0	0- 0	HOME	0- 1	0- 0	1- 0				
1- 1	0- 0	0- 0	AWAY	0- 1	1- 0	0- 0				
0- 0	0- 0	0- 0	NEUTRAL	0- 0	0- 0	0- 0				

RPI 1-25				RPI 26-50				RPI 51-100				RPI 101+ Team's RPI: 225			
RPI	S	Opponent	Score	RPI	S	Opponent	Score	RPI	S	Opponent	Score	RPI	S	Opponent	Score
21	A	NC State	40 80					58	A	Wake Forest	55 65	109	H	Coastal Caro.	43 62
								68	N	North Carolina	45 85	149	A	William & Mary	72 55
								80	H	Drexel	72 73	239	A	Longwood	58 59
								87	A	Elon	53 77	244	H	Delaware	71 65
												253	H	Winthrop	63 75
												257	H	Kennesaw St.	56 58
												303	A	Presbyterian	70 60
												346	H	South Carolina St.	84 46
LAST 10 Division I															
149	A	William & Mary	72 55	87	A	Elon	53 77	109	H	Coastal Caro.	43 62				
80	H	Drexel	72 73	303	A	Presbyterian	70 60	257	H	Kennesaw St.	56 58				
244	H	Delaware	71 65	346	H	South Carolina St.	84 46								
68	N	North Carolina	45 85												
253	H	Winthrop	63 75												

Non-Div I Games: Catawba 75 78 Mount Olive 75 67

UNCW

Loss, Non-Conf, S Site, H Home A Away N Neutral

UNI		WON-LOST	WINNING	LAST 10	STRENGTH OF	OPP. STRENGTH	TEAM	ADJ.	CONF.	ADJ CONF.
Average RPI Win: 140		RECORD	PCT. RANK	GAMES	SCHEDULE	OF SCHEDULE	RPI	RPI	RPI	RPI
Average RPI Loss: 29										
DIV. I ONLY		8- 5	112	5-5	51	2	34	34	7	7
DIV. I NON-CONF.		7- 3	80	4-3	104	3	41	41	7	7

TOTALS	RPI 1-25		RPI 26-50		W-L RECORDS		RPI 51-100		RPI 101-150	RPI 150+
8- 5	1- 3		0- 1		OVERALL		3- 1		1- 0	3- 0
3- 0	1- 0		0- 0		HOME		1- 0		0- 0	1- 0
5- 3	0- 3		0- 0		AWAY		2- 0		1- 0	2- 0
0- 2	0- 0		0- 1		NEUTRAL		0- 1		0- 0	0- 0
7- 3	1- 1		0- 1		NON-CONFERENCE		2- 1		1- 0	3- 0
3- 0	1- 0		0- 0		HOME		1- 0		0- 0	1- 0
4- 1	0- 1		0- 0		AWAY		1- 0		1- 0	2- 0
0- 2	0- 0		0- 1		NEUTRAL		0- 1		0- 0	0- 0
1- 2	0- 2		0- 0		CONFERENCE		1- 0		0- 0	0- 0
0- 0	0- 0		0- 0		HOME		0- 0		0- 0	0- 0
1- 2	0- 2		0- 0		AWAY		1- 0		0- 0	0- 0
0- 0	0- 0		0- 0		NEUTRAL		0- 0		0- 0	0- 0

RPI 1-25				RPI 26-50				Team's RPI: 34				RPI 51-100				RPI 101+			
RPI	S	Opponent	Score	RPI	S	Opponent	Score	RPI	S	Opponent	Score	RPI	S	Opponent	Score	RPI	S	Opponent	Score
1	A	Missouri St.	66 80	30	N	Ohio St.	46 64	61	H	IUPUI	51 50	147	A	Wichita St.	61 50				
10	H	Iowa	88 66					75	N	Alabama	77 87	163	A	Missouri	78 73				
14	A	Creighton	54 57					84	A	Iowa St.	71 63	247	A	Omaha	81 45				
23	A	Drake	87 104					92	A	Southern Ill.	60 57	318	H	North Dakota St.	95 63				

LAST 10 Division I																			
				92	A	Southern Ill.	60 57	1	A	Missouri St.	66 80								
				23	A	Drake	87 104	14	A	Creighton	54 57								
				84	A	Iowa St.	71 63	30	N	Ohio St.	46 64								
				61	H	IUPUI	51 50	75	N	Alabama	77 87								
				247	A	Omaha	81 45	10	H	Iowa	88 66								

Non-Div I Games: Northwest Mo. St. 78 53

UNI

■ Loss,
 ■ Non-Conf, S Site,
 ■ Home
 ■ Away
 N Neutral

Average RPI Win:	204	WON-LOST	WINNING	LAST 10	STRENGTH OF	OPP. STRENGTH	TEAM	ADJ.	CONF.	ADJ CONF.
Average RPI Loss:	117	RECORD	PCT. RANK	GAMES	SCHEDULE	OF SCHEDULE	RPI	RPI	RPI	RPI
DIV. I ONLY	8- 8	168	6-4	209	90	201	201	19	19	
DIV. I NON-CONF.	4- 7	225	2-3	210	39	246	246	25	25	
TOTALS	RPI 1-25	RPI 26-50	W-L RECORDS	RPI 51-100	RPI 101-150	RPI 150+				
8- 8	0- 0	0- 2	OVERALL	3- 1	0- 3	5- 2				
5- 5	0- 0	0- 2	HOME	3- 1	0- 1	2- 1				
3- 3	0- 0	0- 0	AWAY	0- 0	0- 2	3- 1				
0- 0	0- 0	0- 0	NEUTRAL	0- 0	0- 0	0- 0				
4- 7	0- 0	0- 2	NON-CONFERENCE	2- 1	0- 2	2- 2				
3- 4	0- 0	0- 2	HOME	2- 1	0- 0	1- 1				
1- 3	0- 0	0- 0	AWAY	0- 0	0- 2	1- 1				
0- 0	0- 0	0- 0	NEUTRAL	0- 0	0- 0	0- 0				
4- 1	0- 0	0- 0	CONFERENCE	1- 0	0- 1	3- 0				
2- 1	0- 0	0- 0	HOME	1- 0	0- 1	1- 0				
2- 0	0- 0	0- 0	AWAY	0- 0	0- 0	2- 0				
0- 0	0- 0	0- 0	NEUTRAL	0- 0	0- 0	0- 0				

RPI S	Opponent	Score	RPI S	Opponent	Score	RPI S	Opponent	Score	RPI S	Opponent	Score	Team's RPI: 201
26	H Virginia	55 63	56	H St. John's (NY)	79 75	101	A Southern California	54 75				
41	H Duke	45 57	77	H South Fla.	61 51	114	H Fresno St.	66 72				
			87	H Elon	44 50	145	A Southern Utah	68 72				
			94	H Boise St.	66 65	196	H Cal St. Fullerton	58 64				
						223	A Grand Canyon	51 53				
						226	H Wyoming	65 53				
						230	A Pepperdine	69 44				
						292	A Utah St.	60 46				
						312	A Air Force	67 60				
						346	H South Carolina St.	66 57				
LAST 10 Division I												
94	H Boise St.	66 65	226	H Wyoming	65 53							
312	A Air Force	67 60	223	A Grand Canyon	51 53							
292	A Utah St.	60 46	101	A Southern California	54 75							
77	H South Fla.	61 51	230	A Pepperdine	69 44							
26	H Virginia	55 63	114	H Fresno St.	66 72							

Non-Div I Games:

UNLV

USC Upstate

Through Games Of Jan. 12, 2020

Average RPI Win:	344	WON-LOST	WINNING	LAST 10	STRENGTH OF	OPP. STRENGTH	TEAM	ADJ.	CONF.	ADJ CONF.
Average RPI Loss:	181	RECORD	PCT. RANK	GAMES	SCHEDULE	OF SCHEDULE	RPI	RPI	RPI	RPI
DIV. I ONLY	4- 9	266	2-8	333	302	337	337	27	27	
DIV. I NON-CONF.	3- 4	201	1-3	346	178	313	313	27	27	
TOTALS	RPI 1-25	RPI 26-50	W-L RECORDS	RPI 51-100	RPI 101-150	RPI 150+				
4- 9	0- 1	0- 0	OVERALL	0- 1	0- 1	4- 6				
4- 3	0- 0	0- 0	HOME	0- 0	0- 0	4- 3				
0- 6	0- 1	0- 0	AWAY	0- 1	0- 1	0- 3				
0- 0	0- 0	0- 0	NEUTRAL	0- 0	0- 0	0- 0				
3- 4	0- 1	0- 0	NON-CONFERENCE	0- 1	0- 0	3- 2				
3- 0	0- 0	0- 0	HOME	0- 0	0- 0	3- 0				
0- 4	0- 1	0- 0	AWAY	0- 1	0- 0	0- 2				
0- 0	0- 0	0- 0	NEUTRAL	0- 0	0- 0	0- 0				
1- 5	0- 0	0- 0	CONFERENCE	0- 0	0- 1	1- 4				
1- 3	0- 0	0- 0	HOME	0- 0	0- 0	1- 3				
0- 2	0- 0	0- 0	AWAY	0- 0	0- 1	0- 1				
0- 0	0- 0	0- 0	NEUTRAL	0- 0	0- 0	0- 0				

RPI 1-25				RPI 26-50				RPI 51-100				RPI 101+				Team's RPI: 337
RPI	S	Opponent	Score	RPI	S	Opponent	Score	RPI	S	Opponent	Score	RPI	S	Opponent	Score	
2	A	South Carolina	32 112					72	A	Georgia	53 67	131	A	Campbell	38 50	
												191	H	UNC Asheville	48 68	
												215	A	Jacksonville	43 87	
												239	H	Longwood	62 70	
												253	H	Winthrop	38 52	
												256	A	East Carolina	48 69	
												269	A	High Point	46 85	
												333	H	Western Caro.	70 62	
												346	H	South Carolina St.	58 47	
												347	H	Charleston So.	70 53	
												351	H	Florida A&M	74 61	
LAST 10 Division I																
253	H	Winthrop	38 52	239	H	Longwood	62 70									
191	H	UNC Asheville	48 68	346	H	South Carolina St.	58 47									
269	A	High Point	46 85	72	A	Georgia	53 67									
131	A	Campbell	38 50	2	A	South Carolina	32 112									
347	H	Charleston So.	70 53	215	A	Jacksonville	43 87									

Non-Div I Games: Mars Hill 89 31 UNKNOWN 71 49

USC Upstate

■ Loss,
 ■ Non-Conf,
 ■ S Site,
 ■ H Home
 ■ A Away
 N Neutral

Average RPI Win:	235	WON-LOST	WINNING	LAST 10	STRENGTH OF	OPP. STRENGTH	TEAM	ADJ.	CONF.	ADJ CONF.
Average RPI Loss:	50	RECORD	PCT. RANK	GAMES	SCHEDULE	OF SCHEDULE	RPI	RPI	RPI	RPI
DIV. I ONLY	9- 7	139	5-5	101	99	110	110	23	23	
DIV. I NON-CONF.	6- 6	163	2-4	70	72	114	114	21	21	
TOTALS	RPI 1-25	RPI 26-50	W-L RECORDS	RPI 51-100	RPI 101-150	RPI 150+				
9- 7	0- 3	0- 1	OVERALL	0- 2	1- 1	8- 0				
5- 2	0- 0	0- 0	HOME	0- 2	1- 0	4- 0				
4- 2	0- 1	0- 0	AWAY	0- 0	0- 1	4- 0				
0- 3	0- 2	0- 1	NEUTRAL	0- 0	0- 0	0- 0				
6- 6	0- 3	0- 1	NON-CONFERENCE	0- 2	1- 0	5- 0				
3- 2	0- 0	0- 0	HOME	0- 2	1- 0	2- 0				
3- 1	0- 1	0- 0	AWAY	0- 0	0- 0	3- 0				
0- 3	0- 2	0- 1	NEUTRAL	0- 0	0- 0	0- 0				
3- 1	0- 0	0- 0	CONFERENCE	0- 0	0- 1	3- 0				
2- 0	0- 0	0- 0	HOME	0- 0	0- 0	2- 0				
1- 1	0- 0	0- 0	AWAY	0- 0	0- 1	1- 0				
0- 0	0- 0	0- 0	NEUTRAL	0- 0	0- 0	0- 0				

RPI 1-25				RPI 26-50				RPI 51-100				RPI 101+ Team's RPI: 110			
RPI	S	Opponent	Score	RPI	S	Opponent	Score	RPI	S	Opponent	Score	RPI	S	Opponent	Score
3	N	Louisville	67 76	45	N	Oklahoma St.	47 60	69	H	Marist	57 73	109	A	Coastal Caro.	56 62
12	N	Oregon	54 91					99	H	Texas Southern	63 74	148	H	Wright St.	68 62
15	A	Northwestern	47 74									154	A	Kansas St.	57 53
												194	H	SMU	51 46
												195	H	Little Rock	65 58
												219	H	Arkansas St.	71 44
												266	A	North Texas	68 49
												271	A	Appalachian St.	82 60
												322	A	Grambling	88 54
												348	H	Chicago St.	84 53
LAST 10 Division I															
271	A	Appalachian St.	82 60	109	A	Coastal Caro.	56 62	69	H	Marist	57 73	15	A	Northwestern	47 74
195	H	Little Rock	65 58					148	H	Wright St.	68 62	45	N	Oklahoma St.	47 60
219	H	Arkansas St.	71 44												
99	H	Texas Southern	63 74												
194	H	SMU	51 46												

Non-Div I Games:

UT Arlington

■ Loss,
 ■ Non-Conf,
 ■ S Site,
 ■ H Home
 ■ A Away
 N Neutral

Average RPI Win:	182	WON-LOST	WINNING	LAST 10	STRENGTH OF	OPP. STRENGTH	TEAM	ADJ.	CONF.	ADJ CONF.
Average RPI Loss:	48	RECORD	PCT. RANK	GAMES	SCHEDULE	OF SCHEDULE	RPI	RPI	RPI	RPI
DIV. I ONLY	8- 7	156	6-4	70	36	76	76	21	21	
DIV. I NON-CONF.	4- 7	225	2-4	31	8	126	126	23	23	
TOTALS	RPI 1-25	RPI 26-50	W-L RECORDS	RPI 51-100	RPI 101-150	RPI 150+				
8- 7	0- 3	0- 1	OVERALL	2- 3	2- 0	4- 0				
6- 1	0- 1	0- 0	HOME	2- 0	1- 0	3- 0				
2- 6	0- 2	0- 1	AWAY	0- 3	1- 0	1- 0				
0- 0	0- 0	0- 0	NEUTRAL	0- 0	0- 0	0- 0				
4- 7	0- 3	0- 1	NON-CONFERENCE	1- 3	1- 0	2- 0				
4- 1	0- 1	0- 0	HOME	1- 0	1- 0	2- 0				
0- 6	0- 2	0- 1	AWAY	0- 3	0- 0	0- 0				
0- 0	0- 0	0- 0	NEUTRAL	0- 0	0- 0	0- 0				
4- 0	0- 0	0- 0	CONFERENCE	1- 0	1- 0	2- 0				
2- 0	0- 0	0- 0	HOME	1- 0	0- 0	1- 0				
2- 0	0- 0	0- 0	AWAY	0- 0	1- 0	1- 0				
0- 0	0- 0	0- 0	NEUTRAL	0- 0	0- 0	0- 0				

RPI 1-25				RPI 26-50				RPI 51-100 Team's RPI: 76				RPI 101+			
RPI	S	Opponent	Score	RPI	S	Opponent	Score	RPI	S	Opponent	Score	RPI	S	Opponent	Score
3	H	Louisville	63 71	46	A	Arkansas	46 96	61	H	IUPUI	57 51	141	A	Austin Peay	69 61
7	A	Gonzaga	55 78					83	A	Illinois St.	47 70	150	H	Samford	80 75
13	A	Mississippi St.	46 82					89	H	Belmont	74 57	214	A	Murray St.	89 64
								91	A	Saint Louis	50 56	221	H	Chattanooga	78 51
								92	A	Southern Ill.	59 70	248	H	Lipscomb	83 67
												334	H	Tennessee St.	88 71
LAST 10 Division I															
334	H	Tennessee St.	88 71	89	H	Belmont	74 57								
141	A	Austin Peay	69 61	248	H	Lipscomb	83 67								
214	A	Murray St.	89 64	221	H	Chattanooga	78 51								
46	A	Arkansas	46 96	92	A	Southern Ill.	59 70								
3	H	Louisville	63 71	83	A	Illinois St.	47 70								

Non-Div I Games:

UT Martin

■ Loss,
 ■ Non-Conf, S Site,
 ■ Home
 ■ Away
 N Neutral

Average RPI Win:	263	WON-LOST	WINNING	LAST 10	STRENGTH OF	OPP. STRENGTH	TEAM	ADJ.	CONF.	ADJ CONF.
Average RPI Loss:	173	RECORD	PCT. RANK	GAMES	SCHEDULE	OF SCHEDULE	RPI	RPI	RPI	RPI
DIV. I ONLY	10- 5	78	6-4	272	297	202	202	13	13	
DIV. I NON-CONF.	7- 4	100	3-3	309	280	260	260	15	15	
TOTALS	RPI 1-25	RPI 26-50	W-L RECORDS	RPI 51-100	RPI 101-150	RPI 150+				
10- 5	0- 0	0- 1	OVERALL	0- 0	1- 0	9- 4				
8- 3	0- 0	0- 1	HOME	0- 0	1- 0	7- 2				
2- 2	0- 0	0- 0	AWAY	0- 0	0- 0	2- 2				
0- 0	0- 0	0- 0	NEUTRAL	0- 0	0- 0	0- 0				
7- 4	0- 0	0- 1	NON-CONFERENCE	0- 0	1- 0	6- 3				
6- 3	0- 0	0- 1	HOME	0- 0	1- 0	5- 2				
1- 1	0- 0	0- 0	AWAY	0- 0	0- 0	1- 1				
0- 0	0- 0	0- 0	NEUTRAL	0- 0	0- 0	0- 0				
3- 1	0- 0	0- 0	CONFERENCE	0- 0	0- 0	3- 1				
2- 0	0- 0	0- 0	HOME	0- 0	0- 0	2- 0				
1- 1	0- 0	0- 0	AWAY	0- 0	0- 0	1- 1				
0- 0	0- 0	0- 0	NEUTRAL	0- 0	0- 0	0- 0				

RPI S	Opponent	Score	RPI S	Opponent	Score	RPI S	Opponent	Score	RPI S	Opponent	Score	Team's RPI: 202
49	H Arizona	43 54							144	H Western Mich.	76 46	
									170	H New Mexico	78 93	
									184	H Fla. Atlantic	96 65	
									194	A SMU	56 60	
									197	A Southern Miss.	89 72	
									218	H Tulsa	51 58	
									235	H UC Riverside	63 50	
									236	A Louisiana Tech	80 87	
									297	H Weber St.	70 51	
									304	A New Mexico St.	63 57	
									304	H New Mexico St.	65 45	
									310	H FIU	64 34	
									324	H Georgia St.	71 68	
									331	H Alcorn	92 47	
LAST 10 Division I												
197	A Southern Miss.	89 72	236	A Louisiana Tech	80 87							
184	H Fla. Atlantic	96 65	49	H Arizona	43 54							
310	H FIU	64 34	297	H Weber St.	70 51							
218	H Tulsa	51 58	324	H Georgia St.	71 68							
194	A SMU	56 60	144	H Western Mich.	76 46							

Non-Div I Games:

UTEP

■ Loss,
 ■ Non-Conf, S Site,
 ■ Home
 ■ Away
 N Neutral

Average RPI Win:	315	WON-LOST	WINNING	LAST 10	STRENGTH OF	OPP. STRENGTH	TEAM	ADJ.	CONF.	ADJ CONF.
Average RPI Loss:	180	RECORD	PCT. RANK	GAMES	SCHEDULE	OF SCHEDULE	RPI	RPI	RPI	RPI
DIV. I ONLY	3- 9	290	3-7	308	283	325	325	32	32	
DIV. I NON-CONF.	1- 8	322	1-6	267	244	334	334	32	32	
TOTALS	RPI 1-25	RPI 26-50	W-L RECORDS	RPI 51-100	RPI 101-150	RPI 150+				
3- 9	0- 0	0- 0	OVERALL	0- 2	0- 1	3- 6				
2- 2	0- 0	0- 0	HOME	0- 1	0- 0	2- 1				
1- 5	0- 0	0- 0	AWAY	0- 1	0- 1	1- 3				
0- 2	0- 0	0- 0	NEUTRAL	0- 0	0- 0	0- 2				
1- 8	0- 0	0- 0	NON-CONFERENCE	0- 2	0- 1	1- 5				
1- 2	0- 0	0- 0	HOME	0- 1	0- 0	1- 1				
0- 4	0- 0	0- 0	AWAY	0- 1	0- 1	0- 2				
0- 2	0- 0	0- 0	NEUTRAL	0- 0	0- 0	0- 2				
2- 1	0- 0	0- 0	CONFERENCE	0- 0	0- 0	2- 1				
1- 0	0- 0	0- 0	HOME	0- 0	0- 0	1- 0				
1- 1	0- 0	0- 0	AWAY	0- 0	0- 0	1- 1				
0- 0	0- 0	0- 0	NEUTRAL	0- 0	0- 0	0- 0				

RPI 1-25			RPI 26-50			RPI 51-100			RPI 101+			Team's RPI: 325
RPI	S	Opponent	Score	RPI	S	Opponent	Score	RPI	S	Opponent	Score	
						67 A Texas	69 85	101 A Southern California		43 80		
						99 H Texas Southern	44 71	154 A Kansas St.		66 79		
								193 A A&M-Corpus Christi		50 61		
								193 H A&M-Corpus Christi		54 59		
								237 A UMKC		56 60		
								273 N Long Beach St.		65 69		
								296 H UTSA		75 64		
								301 N Nevada		57 62		
								302 H California Baptist		87 68		
								348 A Chicago St.		87 67		
LAST 10 Division I												
237 A		UMKC	56 60	348 A		Chicago St.	87 67					
302 H		California Baptist	87 68	101 A		Southern California	43 80					
154 A		Kansas St.	66 79	193 H		A&M-Corpus Christi	54 59					
301 N		Nevada	57 62	296 H		UTSA	75 64					
273 N		Long Beach St.	65 69	193 A		A&M-Corpus Christi	50 61					

Non-Div I Games: Tex. A&M Int'l 72 56 Tex. A&M-Kingsville 66 45 Texas Lutheran 98 46 Minot St. 75 56

UTRGV

Loss, Non-Conf, S Site, H Home A Away N Neutral

Average RPI Win:	296	WON-LOST	WINNING	LAST 10	STRENGTH OF	OPP. STRENGTH	TEAM	ADJ.	CONF.	ADJ CONF.
Average RPI Loss:	191	RECORD	PCT. RANK	GAMES	SCHEDULE	OF SCHEDULE	RPI	RPI	RPI	RPI
DIV. I ONLY	3- 9	290	2-8	214	332	296	296	13	13	
DIV. I NON-CONF.	1- 7	321	0-6	254	328	333	333	15	15	
TOTALS	RPI 1-25	RPI 26-50	W-L RECORDS	RPI 51-100	RPI 101-150	RPI 150+				
3- 9	0- 0	0- 0	OVERALL	0- 1	0- 2	3- 6				
2- 2	0- 0	0- 0	HOME	0- 0	0- 1	2- 1				
1- 6	0- 0	0- 0	AWAY	0- 1	0- 0	1- 5				
0- 1	0- 0	0- 0	NEUTRAL	0- 0	0- 1	0- 0				
1- 7	0- 0	0- 0	NON-CONFERENCE	0- 1	0- 2	1- 4				
1- 1	0- 0	0- 0	HOME	0- 0	0- 1	1- 0				
0- 5	0- 0	0- 0	AWAY	0- 1	0- 0	0- 4				
0- 1	0- 0	0- 0	NEUTRAL	0- 0	0- 1	0- 0				
2- 2	0- 0	0- 0	CONFERENCE	0- 0	0- 0	2- 2				
1- 1	0- 0	0- 0	HOME	0- 0	0- 0	1- 1				
1- 1	0- 0	0- 0	AWAY	0- 0	0- 0	1- 1				
0- 0	0- 0	0- 0	NEUTRAL	0- 0	0- 0	0- 0				

RPI 1-25			RPI 26-50			RPI 51-100			RPI 101+			Team's RPI: 296
RPI	S	Opponent	Score	RPI	S	Opponent	Score	RPI	S	Opponent	Score	
						67 A Texas	53 84			136 N Utah	45 91	
										143 H Sam Houston St.	77 81	
										184 H Fla. Atlantic	53 80	
										197 A Southern Miss.	65 82	
										199 A Hawaii	50 62	
										207 A Texas Tech	58 115	
										236 A Louisiana Tech	82 73	
										261 A Texas St.	69 74	
										310 H FIU	60 45	
										325 A UTRGV	64 75	
										341 H Incarnate Word	63 56	
LAST 10 Division I												
236 A		Louisiana Tech	82 73	197 A		Southern Miss.	65 82					
310 H		FIU	60 45	261 A		Texas St.	69 74					
184 H		Fla. Atlantic	53 80	325 A		UTRGV	64 75					
207 A		Texas Tech	58 115	136 N		Utah	45 91					
143 H		Sam Houston St.	77 81	199 A		Hawaii	50 62					

Non-Div I Games: Texas Wesleyan 80 78 Southwest (NM) 79 62 Concordia (TX) 73 44

UTSA

Loss, Non-Conf, S Site, H Home A Away N Neutral

Average RPI Win:	216	WON-LOST	WINNING	LAST 10	STRENGTH OF	OPP. STRENGTH	TEAM	ADJ.	CONF.	ADJ CONF.
Average RPI Loss:	70	RECORD	PCT. RANK	GAMES	SCHEDULE	OF SCHEDULE	RPI	RPI	RPI	RPI
DIV. I ONLY	8- 8	168	5-5	83	75	136	136	1	1	
DIV. I NON-CONF.	7- 4	100	4-1	282	173	186	186	1	1	
TOTALS	RPI 1-25	RPI 26-50	W-L RECORDS	RPI 51-100	RPI 101-150	RPI 150+				
8- 8	0- 3	0- 2	OVERALL	1- 0	2- 2	5- 1				
5- 4	0- 1	0- 2	HOME	0- 0	1- 1	4- 0				
1- 4	0- 2	0- 0	AWAY	0- 0	1- 1	0- 1				
2- 0	0- 0	0- 0	NEUTRAL	1- 0	0- 0	1- 0				
7- 4	0- 0	0- 1	NON-CONFERENCE	1- 0	1- 2	5- 1				
4- 2	0- 0	0- 1	HOME	0- 0	0- 1	4- 0				
1- 2	0- 0	0- 0	AWAY	0- 0	1- 1	0- 1				
2- 0	0- 0	0- 0	NEUTRAL	1- 0	0- 0	1- 0				
1- 4	0- 3	0- 1	CONFERENCE	0- 0	1- 0	0- 0				
1- 2	0- 1	0- 1	HOME	0- 0	1- 0	0- 0				
0- 2	0- 2	0- 0	AWAY	0- 0	0- 0	0- 0				
0- 0	0- 0	0- 0	NEUTRAL	0- 0	0- 0	0- 0				

RPI 1-25				RPI 26-50				RPI 51-100				RPI 101+ Team's RPI: 136			
RPI	S	Opponent	Score	RPI	S	Opponent	Score	RPI	S	Opponent	Score	RPI	S	Opponent	Score
5	A	Oregon St.	48 77	40	H	South Dakota	81 84	99	N	Texas Southern	61 52	101	H	Southern California	67 65
6	H	UCLA	54 84	42	H	Colorado	70 80					103	A	BYU	77 73
12	A	Oregon	51 88									105	H	Providence	60 67
												118	A	Cincinnati	62 68
												232	A	Xavier	63 70
												240	H	Oral Roberts	78 58
												290	H	Eastern Wash.	87 49
												296	N	UTSA	91 45
												297	H	Weber St.	75 46
												301	H	Nevada	68 62
LAST 10 Division I															
				6	H	UCLA	54 84	101	H	Southern California	67 65				
				12	A	Oregon	51 88	105	H	Providence	60 67				
				5	A	Oregon St.	48 77	301	H	Nevada	68 62				
				42	H	Colorado	70 80	240	H	Oral Roberts	78 58				
				297	H	Weber St.	75 46	103	A	BYU	77 73				

Non-Div I Games:

Utah

Average RPI Win:	292	WON-LOST	WINNING	LAST 10	STRENGTH OF	OPP. STRENGTH	TEAM	ADJ.	CONF.	ADJ CONF.
Average RPI Loss:	183	RECORD	PCT. RANK	GAMES	SCHEDULE	OF SCHEDULE	RPI	RPI	RPI	RPI
DIV. I ONLY	4- 12	290	2-8	190	307	292	292	19	19	
DIV. I NON-CONF.	4- 6	212	2-2	157	265	200	200	25	25	
TOTALS	RPI 1-25	RPI 26-50	W-L RECORDS	RPI 51-100	RPI 101-150	RPI 150+				
4- 12	0- 2	0- 0	OVERALL	0- 0	0- 2	4- 8				
3- 4	0- 0	0- 0	HOME	0- 0	0- 0	3- 4				
1- 8	0- 2	0- 0	AWAY	0- 0	0- 2	1- 4				
0- 0	0- 0	0- 0	NEUTRAL	0- 0	0- 0	0- 0				
4- 6	0- 2	0- 0	NON-CONFERENCE	0- 0	0- 1	4- 3				
3- 1	0- 0	0- 0	HOME	0- 0	0- 0	3- 1				
1- 5	0- 2	0- 0	AWAY	0- 0	0- 1	1- 2				
0- 0	0- 0	0- 0	NEUTRAL	0- 0	0- 0	0- 0				
0- 6	0- 0	0- 0	CONFERENCE	0- 0	0- 1	0- 5				
0- 3	0- 0	0- 0	HOME	0- 0	0- 0	0- 3				
0- 3	0- 0	0- 0	AWAY	0- 0	0- 1	0- 2				
0- 0	0- 0	0- 0	NEUTRAL	0- 0	0- 0	0- 0				

RPI 1-25				RPI 26-50				RPI 51-100				RPI 101+				Team's RPI: 292
RPI	S	Opponent	Score	RPI	S	Opponent	Score	RPI	S	Opponent	Score	RPI	S	Opponent	Score	
5	A	Oregon St.	46 75									103	A	BYU	50 67	
12	A	Oregon	52 109									114	A	Fresno St.	64 76	
												155	H	Portland	64 70	
												174	H	San Jose St.	61 76	
												196	A	Cal St. Fullerton	62 83	
												201	H	UNLV	46 60	
												266	H	North Texas	66 55	
												273	A	Long Beach St.	56 48	
												281	A	San Diego St.	62 66	
												291	H	Idaho St.	69 61	
												301	A	Nevada	60 69	
												312	H	Air Force	45 62	
												336	H	Seattle U	70 63	
												340	A	Utah Valley	49 57	
LAST 10 Division I																
312	H	Air Force	45 62	301	A	Nevada	60 69									
281	A	San Diego St.	62 66	266	H	North Texas	66 55									
201	H	UNLV	46 60	5	A	Oregon St.	46 75									
340	A	Utah Valley	49 57	114	A	Fresno St.	64 76									
291	H	Idaho St.	69 61	174	H	San Jose St.	61 76									

Non-Div I Games: Dixie St. 61 49

Utah St.

Utah Valley

Through Games Of Jan. 12, 2020

Average RPI Win:	303	WON-LOST	WINNING	LAST 10	STRENGTH OF	OPP. STRENGTH	TEAM	ADJ.	CONF.	ADJ CONF.
Average RPI Loss:	212	RECORD	PCT. RANK	GAMES	SCHEDULE	OF SCHEDULE	RPI	RPI	RPI	RPI
DIV. I ONLY	4- 9	266	4-6	336	316	340	340	32	32	
DIV. I NON-CONF.	1- 9	326	1-6	317	274	345	345	32	32	
TOTALS	RPI 1-25	RPI 26-50	W-L RECORDS	RPI 51-100	RPI 101-150	RPI 150+				
4- 9	0- 0	0- 0	OVERALL	0- 1	0- 2	4- 6				
4- 4	0- 0	0- 0	HOME	0- 0	0- 1	4- 3				
0- 5	0- 0	0- 0	AWAY	0- 1	0- 1	0- 3				
0- 0	0- 0	0- 0	NEUTRAL	0- 0	0- 0	0- 0				
1- 9	0- 0	0- 0	NON-CONFERENCE	0- 1	0- 2	1- 6				
1- 4	0- 0	0- 0	HOME	0- 0	0- 1	1- 3				
0- 5	0- 0	0- 0	AWAY	0- 1	0- 1	0- 3				
0- 0	0- 0	0- 0	NEUTRAL	0- 0	0- 0	0- 0				
3- 0	0- 0	0- 0	CONFERENCE	0- 0	0- 0	3- 0				
3- 0	0- 0	0- 0	HOME	0- 0	0- 0	3- 0				
0- 0	0- 0	0- 0	AWAY	0- 0	0- 0	0- 0				
0- 0	0- 0	0- 0	NEUTRAL	0- 0	0- 0	0- 0				

RPI 1-25				RPI 26-50				RPI 51-100				RPI 101+				Team's RPI: 340	
RPI	S	Opponent	Score	RPI	S	Opponent	Score	RPI	S	Opponent	Score	RPI	S	Opponent	Score		
								94	A	Boise St.	69	77	103	A	BYU	57	71
													145	H	Southern Utah	58	71
													159	H	Montana	52	63
													235	A	UC Riverside	53	67
													237	H	UMKC	62	41
													285	A	UC Santa Barbara	51	59
													291	H	Idaho St.	61	88
													292	H	Utah St.	57	49
													297	A	Weber St.	46	72
													301	H	Nevada	57	60
													336	H	Seattle U	70	58
													348	H	Chicago St.	89	58
LAST 10 Division I																	
				237	H	UMKC	62	41				336	H	Seattle U	70	58	
				348	H	Chicago St.	89	58				159	H	Montana	52	63	
				292	H	Utah St.	57	49				291	H	Idaho St.	61	88	
				297	A	Weber St.	46	72				94	A	Boise St.	69	77	
				103	A	BYU	57	71				235	A	UC Riverside	53	67	

Non-Div I Games: Antelope Valley 77 61 Ottawa (AZ) 99 50

Utah Valley

Loss, Non-Conf, S Site, H Home A Away N Neutral

Average RPI Win:	186	WON-LOST	WINNING	LAST 10	STRENGTH OF	OPP. STRENGTH	TEAM	ADJ.	CONF.	ADJ CONF.
Average RPI Loss:	106	RECORD	PCT. RANK	GAMES	SCHEDULE	OF SCHEDULE	RPI	RPI	RPI	RPI
DIV. I ONLY	8- 8	168	5-5	109	102	137	137	12	12	
DIV. I NON-CONF.	5- 8	221	2-5	116	123	206	206	12	12	
TOTALS	RPI 1-25	RPI 26-50	W-L RECORDS	RPI 51-100	RPI 101-150	RPI 150+				
8- 8	0- 0	1- 1	OVERALL	1- 4	1- 2	5- 1				
5- 3	0- 0	1- 0	HOME	0- 1	1- 2	3- 0				
2- 5	0- 0	0- 1	AWAY	1- 3	0- 0	1- 1				
1- 0	0- 0	0- 0	NEUTRAL	0- 0	0- 0	1- 0				
5- 8	0- 0	1- 1	NON-CONFERENCE	0- 4	0- 2	4- 1				
4- 3	0- 0	1- 0	HOME	0- 1	0- 2	3- 0				
0- 5	0- 0	0- 1	AWAY	0- 3	0- 0	0- 1				
1- 0	0- 0	0- 0	NEUTRAL	0- 0	0- 0	1- 0				
3- 0	0- 0	0- 0	CONFERENCE	1- 0	1- 0	1- 0				
1- 0	0- 0	0- 0	HOME	0- 0	1- 0	0- 0				
2- 0	0- 0	0- 0	AWAY	1- 0	0- 0	1- 0				
0- 0	0- 0	0- 0	NEUTRAL	0- 0	0- 0	0- 0				

RPI S	Opponent	Score	RPI S	Opponent	Score	RPI S	Opponent	Score	RPI S	Opponent	Score	Team's RPI: 137
44	H Old Dominion	62 49	48	A Middle Tenn.	63 86	62	A Seton Hall	33 53	118	H Cincinnati	56 58	
						77	A South Fla.	55 77	146	H Saint Joseph's	47 40	
						91	A Saint Louis	65 52	149	H William & Mary	55 69	
						95	H N.C. A&T	58 69	197	A Southern Miss.	39 51	
						100	A Boston College	52 87	198	A Rhode Island	75 54	
									235	H UC Riverside	67 51	
									247	N Omaha	74 66	
									256	H East Carolina	53 40	
									271	H Appalachian St.	66 38	
LAST 10 Division I												
146	H Saint Joseph's	47 40	91	A Saint Louis	65 52							
198	A Rhode Island	75 54	44	H Old Dominion	62 49							
95	H N.C. A&T	58 69	149	H William & Mary	55 69							
235	H UC Riverside	67 51	118	H Cincinnati	56 58							
48	A Middle Tenn.	63 86	197	A Southern Miss.	39 51							

Non-Div I Games:

VCU

■ Loss,
 ■ Non-Conf,
 ■ S Site,
 ■ H Home
 ■ A Away
 N Neutral

Valparaiso

Through Games Of Jan. 12, 2020

Average RPI Win:	283	WON-LOST	WINNING	LAST 10	STRENGTH OF	OPP. STRENGTH	TEAM	ADJ.	CONF.	ADJ CONF.
Average RPI Loss:	61	RECORD	PCT. RANK	GAMES	SCHEDULE	OF SCHEDULE	RPI	RPI	RPI	RPI
DIV. I ONLY	10- 5	78	8-2	315	134	173	173	7	7	
DIV. I NON-CONF.	8- 3	68	6-0	322	235	146	146	7	7	
TOTALS	RPI 1-25	RPI 26-50	W-L RECORDS	RPI 51-100	RPI 101-150	RPI 150+				
10- 5	0- 2	0- 1	OVERALL	0- 1	0- 0	10- 1				
4- 2	0- 1	0- 0	HOME	0- 1	0- 0	4- 0				
6- 2	0- 1	0- 0	AWAY	0- 0	0- 0	6- 1				
0- 1	0- 0	0- 1	NEUTRAL	0- 0	0- 0	0- 0				
8- 3	0- 1	0- 1	NON-CONFERENCE	0- 0	0- 0	8- 1				
4- 0	0- 0	0- 0	HOME	0- 0	0- 0	4- 0				
4- 2	0- 1	0- 0	AWAY	0- 0	0- 0	4- 1				
0- 1	0- 0	0- 1	NEUTRAL	0- 0	0- 0	0- 0				
2- 2	0- 1	0- 0	CONFERENCE	0- 1	0- 0	2- 0				
0- 2	0- 1	0- 0	HOME	0- 1	0- 0	0- 0				
2- 0	0- 0	0- 0	AWAY	0- 0	0- 0	2- 0				
0- 0	0- 0	0- 0	NEUTRAL	0- 0	0- 0	0- 0				

RPI 1-25				RPI 26-50				RPI 51-100				RPI 101+ Team's RPI: 173			
RPI	S	Opponent	Score	RPI	S	Opponent	Score	RPI	S	Opponent	Score	RPI	S	Opponent	Score
1	H	Missouri St.	68 81	30	N	Ohio St.	38 89	92	H	Southern Ill.	51 67	168	A	North Dakota	63 65
15	A	Northwestern	48 69									175	A	Toledo	61 54
												200	H	Bowling Green	95 90
												245	A	Eastern Ill.	78 66
												274	A	Indiana St.	75 56
												284	H	Morehead St.	55 53
												318	A	North Dakota St.	66 54
												326	A	Detroit Mercy	77 58
												327	A	Evansville	88 66
												330	H	UIC	63 37
												348	H	Chicago St.	95 49
LAST 10 Division I															
274	A	Indiana St.	75 56	327	A	Evansville	88 66								
1	H	Missouri St.	68 81	284	H	Morehead St.	55 53								
92	H	Southern Ill.	51 67	330	H	UIC	63 37								
245	A	Eastern Ill.	78 66	326	A	Detroit Mercy	77 58								
348	H	Chicago St.	95 49	175	A	Toledo	61 54								

Non-Div I Games:

Valparaiso

■ Loss,
 ■ Non-Conf, S Site,
 ■ Home
 ■ Away
 N Neutral

Vanderbilt

Through Games Of Jan. 12, 2020

Average RPI Win:	193	WON-LOST	WINNING	LAST 10	STRENGTH OF	OPP. STRENGTH	TEAM	ADJ.	CONF.	ADJ CONF.
Average RPI Loss:	45	RECORD	PCT. RANK	GAMES	SCHEDULE	OF SCHEDULE	RPI	RPI	RPI	RPI
DIV. I ONLY	12- 5	68	7-3	53	105	55	55	5	5	
DIV. I NON-CONF.	10- 3	60	5-1	83	210	66	66	5	5	
TOTALS	RPI 1-25	RPI 26-50	W-L RECORDS	RPI 51-100	RPI 101-150	RPI 150+				
12- 5	0- 3	0- 0	OVERALL	3- 1	1- 1	8- 0				
8- 2	0- 2	0- 0	HOME	1- 0	1- 0	6- 0				
3- 1	0- 0	0- 0	AWAY	2- 0	0- 1	1- 0				
1- 2	0- 1	0- 0	NEUTRAL	0- 1	0- 0	1- 0				
10- 3	0- 2	0- 0	NON-CONFERENCE	2- 1	1- 0	7- 0				
7- 1	0- 1	0- 0	HOME	1- 0	1- 0	5- 0				
2- 0	0- 0	0- 0	AWAY	1- 0	0- 0	1- 0				
1- 2	0- 1	0- 0	NEUTRAL	0- 1	0- 0	1- 0				
2- 2	0- 1	0- 0	CONFERENCE	1- 0	0- 1	1- 0				
1- 1	0- 1	0- 0	HOME	0- 0	0- 0	1- 0				
1- 1	0- 0	0- 0	AWAY	1- 0	0- 1	0- 0				
0- 0	0- 0	0- 0	NEUTRAL	0- 0	0- 0	0- 0				

RPI 1-25				RPI 26-50				RPI 51-100 Team's RPI: 55				RPI 101+			
RPI	S	Opponent	Score	RPI	S	Opponent	Score	RPI	S	Opponent	Score	RPI	S	Opponent	Score
2	H	South Carolina	57 93					62	N	Seton Hall	65 69	125	H	Furman	74 46
4	H	UConn	51 64					72	A	Georgia	63 55	133	A	Florida	60 68
25	N	Rutgers	56 62					81	A	Washington	76 74	153	H	Auburn	77 55
								91	H	Saint Louis	62 50	164	H	Tennessee Tech	75 61
												172	H	Columbia	72 51
												260	N	UC Irvine	76 63
												263	H	Eastern Ky.	75 69
												289	H	Radford	80 46
												311	H	Jacksonville St.	88 66
												334	A	Tennessee St.	106 55
LAST 10 Division I															
72	A	Georgia	63 55	2	H	South Carolina	57 93								
133	A	Florida	60 68	260	N	UC Irvine	76 63								
153	H	Auburn	77 55	263	H	Eastern Ky.	75 69								
172	H	Columbia	72 51	164	H	Tennessee Tech	75 61								
81	A	Washington	76 74	62	N	Seton Hall	65 69								

Non-Div I Games:

Vanderbilt

Loss, Non-Conf, S Site, H Home A Away N Neutral

Average RPI Win:	316	WON-LOST	WINNING	LAST 10	STRENGTH OF	OPP. STRENGTH	TEAM	ADJ.	CONF.	ADJ CONF.
Average RPI Loss:	163	RECORD	PCT. RANK	GAMES	SCHEDULE	OF SCHEDULE	RPI	RPI	RPI	RPI
DIV. I ONLY	6- 9	225	4-6	278	323	282	282	28	28	
DIV. I NON-CONF.	5- 7	205	3-4	290	302	292	292	28	28	
TOTALS	RPI 1-25	RPI 26-50	W-L RECORDS	RPI 51-100	RPI 101-150	RPI 150+				
6- 9	0- 0	0- 0	OVERALL	0- 2	0- 2	6- 5				
5- 2	0- 0	0- 0	HOME	0- 0	0- 1	5- 1				
1- 7	0- 0	0- 0	AWAY	0- 2	0- 1	1- 4				
0- 0	0- 0	0- 0	NEUTRAL	0- 0	0- 0	0- 0				
5- 7	0- 0	0- 0	NON-CONFERENCE	0- 1	0- 2	5- 4				
4- 2	0- 0	0- 0	HOME	0- 0	0- 1	4- 1				
1- 5	0- 0	0- 0	AWAY	0- 1	0- 1	1- 3				
0- 0	0- 0	0- 0	NEUTRAL	0- 0	0- 0	0- 0				
1- 2	0- 0	0- 0	CONFERENCE	0- 1	0- 0	1- 1				
1- 0	0- 0	0- 0	HOME	0- 0	0- 0	1- 0				
0- 2	0- 0	0- 0	AWAY	0- 1	0- 0	0- 1				
0- 0	0- 0	0- 0	NEUTRAL	0- 0	0- 0	0- 0				

RPI S	Opponent	Score	RPI S	Opponent	Score	RPI S	Opponent	Score	RPI S	Opponent	Score	Team's RPI: 282
						57	A Minnesota	58 90	117	A Loyola Chicago	76 78	
						86	A Stony Brook	49 67	120	H Massachusetts	49 83	
									168	A Dartmouth	55 72	
									182	A Merrimack	53 78	
									198	A Rhode Island	74 77	
									222	H Saint Francis (PA)	69 73	
									270	H Navy	64 56	
									313	H UMBC	60 58	
									314	A Albany (NY)	49 58	
									316	H NJIT	65 59	
									321	H Bryant	71 66	
									332	H Canisius	76 53	
									345	A LIU Brooklyn	73 62	
LAST 10 Division I												
			86	A Stony Brook	49 67	313	H UMBC	60 58				
			314	A Albany (NY)	49 58	332	H Canisius	76 53				
			182	A Merrimack	53 78	222	H Saint Francis (PA)	69 73				
			345	A LIU Brooklyn	73 62	120	H Massachusetts	49 83				
			316	H NJIT	65 59	198	A Rhode Island	74 77				

Non-Div I Games: Norwich 86 40

Vermont

 Loss,
 Non-Conf,
 S Site,
 H Home
 A Away
N Neutral

Villanova

Through Games Of Jan. 12, 2020

Average RPI Win:	138	WON-LOST	WINNING	LAST 10	STRENGTH OF	OPP. STRENGTH	TEAM	ADJ.	CONF.	ADJ CONF.
Average RPI Loss:	94	RECORD	PCT. RANK	GAMES	SCHEDULE	OF SCHEDULE	RPI	RPI	RPI	RPI
DIV. I ONLY	9- 7	139	6-4	88	26	88	88	6	6	
DIV. I NON-CONF.	5- 5	163	2-2	102	37	103	103	6	6	
TOTALS	RPI 1-25	RPI 26-50	W-L RECORDS	RPI 51-100	RPI 101-150	RPI 150+				
9- 7	0- 1	0- 1	OVERALL	3- 2	3- 2	3- 1				
4- 4	0- 1	0- 1	HOME	0- 0	2- 2	2- 0				
5- 3	0- 0	0- 0	AWAY	3- 2	1- 0	1- 1				
0- 0	0- 0	0- 0	NEUTRAL	0- 0	0- 0	0- 0				
5- 5	0- 0	0- 1	NON-CONFERENCE	1- 2	2- 1	2- 1				
2- 2	0- 0	0- 1	HOME	0- 0	1- 1	1- 0				
3- 3	0- 0	0- 0	AWAY	1- 2	1- 0	1- 1				
0- 0	0- 0	0- 0	NEUTRAL	0- 0	0- 0	0- 0				
4- 2	0- 1	0- 0	CONFERENCE	2- 0	1- 1	1- 0				
2- 2	0- 1	0- 0	HOME	0- 0	1- 1	1- 0				
2- 0	0- 0	0- 0	AWAY	2- 0	0- 0	0- 0				
0- 0	0- 0	0- 0	NEUTRAL	0- 0	0- 0	0- 0				

RPI S	Opponent	Score	RPI S	Opponent	Score	RPI S	Opponent	Score	RPI S	Opponent	Score
14	H Creighton	42 58	43	H James Madison	52 56	52	A Temple	69 74	105	H Providence	51 49
						56	A St. John's (NY)	67 62	130	A Fordham	73 66
						62	A Seton Hall	61 55	132	H Butler	41 58
						72	A Georgia	63 58	134	H George Washington	56 68
						80	A Drexel	52 54	146	H Saint Joseph's	60 44
									203	A American	54 76
									209	A La Salle	77 69
									232	H Xavier	66 54
									234	H Manhattan	63 51
LAST 10 Division I											
132	H Butler	41 58	232	H Xavier	66 54						
56	A St. John's (NY)	67 62	209	A La Salle	77 69						
62	A Seton Hall	61 55	52	A Temple	69 74						
14	H Creighton	42 58	146	H Saint Joseph's	60 44						
105	H Providence	51 49	80	A Drexel	52 54						

Non-Div I Games:

Villanova

Loss, Non-Conf, S Site, H Home A Away N Neutral

Average RPI Win:	107	WON-LOST	WINNING	LAST 10	STRENGTH OF	OPP. STRENGTH	TEAM	ADJ.	CONF.	ADJ CONF.
Average RPI Loss:	32	RECORD	PCT. RANK	GAMES	SCHEDULE	OF SCHEDULE	RPI	RPI	RPI	RPI
DIV. I ONLY	7- 9	207	4-6	1	22	26	26	3	3	
DIV. I NON-CONF.	5- 6	187	2-3	1	26	17	17	3	3	
TOTALS	RPI 1-25	RPI 26-50	W-L RECORDS	RPI 51-100	RPI 101-150	RPI 150+				
7- 9	0- 6	3- 1	OVERALL	2- 1	0- 1	2- 0				
4- 3	0- 2	3- 0	HOME	1- 1	0- 0	0- 0				
3- 5	0- 3	0- 1	AWAY	1- 0	0- 1	2- 0				
0- 1	0- 1	0- 0	NEUTRAL	0- 0	0- 0	0- 0				
5- 6	0- 5	2- 0	NON-CONFERENCE	1- 0	0- 1	2- 0				
3- 2	0- 2	2- 0	HOME	1- 0	0- 0	0- 0				
2- 3	0- 2	0- 0	AWAY	0- 0	0- 1	2- 0				
0- 1	0- 1	0- 0	NEUTRAL	0- 0	0- 0	0- 0				
2- 3	0- 1	1- 1	CONFERENCE	1- 1	0- 0	0- 0				
1- 1	0- 0	1- 0	HOME	0- 1	0- 0	0- 0				
1- 2	0- 1	0- 1	AWAY	1- 0	0- 0	0- 0				
0- 0	0- 0	0- 0	NEUTRAL	0- 0	0- 0	0- 0				

RPI 1-25				RPI 26-50				RPI 51-100				RPI 101+			
RPI	S	Opponent	Score	RPI	S	Opponent	Score	RPI	S	Opponent	Score	RPI	S	Opponent	Score
4	A	UConn	44 83	29	A	Georgia Tech	51 61	65	H	Bucknell	84 60	101	A	Southern California	49 59
6	H	UCLA	62 73	41	H	Duke	66 63	68	H	North Carolina	47 65	201	A	UNLV	63 55
13	N	Mississippi St.	59 72	43	H	James Madison	55 49	100	A	Boston College	69 52	252	A	CSUN	72 47
18	H	Kentucky	47 50	44	H	Old Dominion	56 53								
21	A	NC State	60 80												
25	A	Rutgers	63 73												
LAST 10 Division I															
41	H	Duke	66 63	100	A	Boston College	69 52								
21	A	NC State	60 80	201	A	UNLV	63 55								
68	H	North Carolina	47 65	25	A	Rutgers	63 73								
29	A	Georgia Tech	51 61	6	H	UCLA	62 73								
13	N	Mississippi St.	59 72	43	H	James Madison	55 49								

Non-Div I Games:

Virginia

Average RPI Win:	156	WON-LOST	WINNING	LAST 10	STRENGTH OF	OPP. STRENGTH	TEAM	ADJ.	CONF.	ADJ CONF.
Average RPI Loss:	38	RECORD	PCT. RANK	GAMES	SCHEDULE	OF SCHEDULE	RPI	RPI	RPI	RPI
DIV. I ONLY	12- 4	52	6-4	65	56	38	38	3	3	
DIV. I NON-CONF.	10- 1	19	4-1	136	76	29	29	3	3	
TOTALS	RPI 1-25	RPI 26-50	W-L RECORDS	RPI 51-100	RPI 101-150	RPI 150+				
12- 4	0- 2	1- 1	OVERALL	4- 1	2- 0	5- 0				
8- 0	0- 0	1- 0	HOME	3- 0	0- 0	4- 0				
1- 3	0- 2	0- 1	AWAY	0- 0	0- 0	1- 0				
3- 1	0- 0	0- 0	NEUTRAL	1- 1	2- 0	0- 0				
10- 1	0- 0	1- 0	NON-CONFERENCE	3- 1	2- 0	4- 0				
6- 0	0- 0	1- 0	HOME	2- 0	0- 0	3- 0				
1- 0	0- 0	0- 0	AWAY	0- 0	0- 0	1- 0				
3- 1	0- 0	0- 0	NEUTRAL	1- 1	2- 0	0- 0				
2- 3	0- 2	0- 1	CONFERENCE	1- 0	0- 0	1- 0				
2- 0	0- 0	0- 0	HOME	1- 0	0- 0	1- 0				
0- 3	0- 2	0- 1	AWAY	0- 0	0- 0	0- 0				
0- 0	0- 0	0- 0	NEUTRAL	0- 0	0- 0	0- 0				

RPI 1-25				RPI 26-50				Team's RPI: 38				RPI 51-100				RPI 101+			
RPI	S	Opponent	Score	RPI	S	Opponent	Score	RPI	S	Opponent	Score	RPI	S	Opponent	Score	RPI	S	Opponent	Score
17	A	Florida St.	62 86	27	H	Purdue	67 54	68	H	North Carolina	76 70	138	N	Rice	54 45				
21	A	NC State	69 76	41	A	Duke	67 72	72	N	Georgia	72 77	147	N	Wichita St.	84 63				
								89	N	Belmont	60 58	192	A	George Mason	77 58				
								93	H	Liberty	73 69	210	H	Gardner-Webb	87 65				
								98	H	Davidson	88 68	222	H	Saint Francis (PA)	105 41				
												293	H	Pittsburgh	68 56				
												300	H	UMES	86 43				
LAST 10 Division I																			
293	H	Pittsburgh	68 56	41	A	Duke	67 72	138	N	Rice	54 45	210	H	Gardner-Webb	87 65	27	H	Purdue	67 54
68	H	North Carolina	76 70	72	N	Georgia	72 77	89	N	Belmont	60 58	93	H	Liberty	73 69	98	H	Davidson	88 68
21	A	NC State	69 76	147	N	Wichita St.	84 63												
17	A	Florida St.	62 86																
147	N	Wichita St.	84 63																

Non-Div I Games:

Virginia Tech

■ Loss,
 ■ Non-Conf,
 ■ S Site,
 ■ H Home
 ■ A Away
 N Neutral

Average RPI Win:	319	WON-LOST	WINNING	LAST 10	STRENGTH OF	OPP. STRENGTH	TEAM	ADJ.	CONF.	ADJ CONF.
Average RPI Loss:	131	RECORD	PCT. RANK	GAMES	SCHEDULE	OF SCHEDULE	RPI	RPI	RPI	RPI
DIV. I ONLY	3- 10	298	2-8	85	331	272	272	30	30	
DIV. I NON-CONF.	3- 7	252	2-5	51	335	215	215	30	30	
TOTALS	RPI 1-25	RPI 26-50	W-L RECORDS	RPI 51-100	RPI 101-150	RPI 150+				
3- 10	0- 1	0- 0	OVERALL	0- 2	0- 3	3- 4				
3- 2	0- 0	0- 0	HOME	0- 1	0- 0	3- 1				
0- 8	0- 1	0- 0	AWAY	0- 1	0- 3	0- 3				
0- 0	0- 0	0- 0	NEUTRAL	0- 0	0- 0	0- 0				
3- 7	0- 1	0- 0	NON-CONFERENCE	0- 2	0- 3	3- 1				
3- 1	0- 0	0- 0	HOME	0- 1	0- 0	3- 0				
0- 6	0- 1	0- 0	AWAY	0- 1	0- 3	0- 1				
0- 0	0- 0	0- 0	NEUTRAL	0- 0	0- 0	0- 0				
0- 3	0- 0	0- 0	CONFERENCE	0- 0	0- 0	0- 3				
0- 1	0- 0	0- 0	HOME	0- 0	0- 0	0- 1				
0- 2	0- 0	0- 0	AWAY	0- 0	0- 0	0- 2				
0- 0	0- 0	0- 0	NEUTRAL	0- 0	0- 0	0- 0				

RPI 1-25				RPI 26-50				RPI 51-100				RPI 101+ Team's RPI: 272			
RPI	S	Opponent	Score	RPI	S	Opponent	Score	RPI	S	Opponent	Score	RPI	S	Opponent	Score
24	A	Maryland	56 119					51	A	Yale	68 87	107	A	Colgate	58 74
								86	H	Stony Brook	45 66	119	A	Rider	63 77
												132	A	Butler	58 74
												161	A	Robert Morris	47 51
												179	A	Youngstown St.	42 64
												213	A	Mt. St. Mary's	63 78
												241	H	Sacred Heart	65 79
												313	H	UMBC	67 60
												316	H	NJIT	61 59
												328	H	Saint Peter's	90 89
LAST 10 Division I															
241	H	Sacred Heart	65 79	161	A	Robert Morris	47 51								
213	A	Mt. St. Mary's	63 78	86	H	Stony Brook	45 66								
51	A	Yale	68 87	179	A	Youngstown St.	42 64								
107	A	Colgate	58 74	316	H	NJIT	61 59								
119	A	Rider	63 77	313	H	UMBC	67 60								

Non-Div I Games: Staten Island 81 57

Wagner

Wake Forest

Through Games Of Jan. 12, 2020

Average RPI Win:	141	WON-LOST	WINNING	LAST 10	STRENGTH OF	OPP. STRENGTH	TEAM	ADJ.	CONF.	ADJ CONF.
Average RPI Loss:	76	RECORD	PCT. RANK	GAMES	SCHEDULE	OF SCHEDULE	RPI	RPI	RPI	RPI
DIV. I ONLY	10- 6	100	7-3	60	27	58	58	3	3	
DIV. I NON-CONF.	7- 4	100	4-1	115	127	100	100	3	3	
TOTALS	RPI 1-25	RPI 26-50	W-L RECORDS	RPI 51-100	RPI 101-150	RPI 150+				
10- 6	0- 1	2- 2	OVERALL	1- 1	3- 1	4- 1				
6- 2	0- 0	1- 1	HOME	0- 0	1- 1	4- 0				
2- 4	0- 1	1- 1	AWAY	1- 1	0- 0	0- 1				
2- 0	0- 0	0- 0	NEUTRAL	0- 0	2- 0	0- 0				
7- 4	0- 0	0- 1	NON-CONFERENCE	1- 1	3- 1	3- 1				
4- 2	0- 0	0- 1	HOME	0- 0	1- 1	3- 0				
1- 2	0- 0	0- 0	AWAY	1- 1	0- 0	0- 1				
2- 0	0- 0	0- 0	NEUTRAL	0- 0	2- 0	0- 0				
3- 2	0- 1	2- 1	CONFERENCE	0- 0	0- 0	1- 0				
2- 0	0- 0	1- 0	HOME	0- 0	0- 0	1- 0				
1- 2	0- 1	1- 1	AWAY	0- 0	0- 0	0- 0				
0- 0	0- 0	0- 0	NEUTRAL	0- 0	0- 0	0- 0				

RPI 1-25				RPI 26-50				RPI 51-100 Team's RPI: 58				RPI 101+			
RPI	S	Opponent	Score	RPI	S	Opponent	Score	RPI	S	Opponent	Score	RPI	S	Opponent	Score
3	A	Louisville	61 75	29	H	Georgia Tech	65 60	56	A	St. John's (NY)	74 82	104	H	UNC Greensboro	65 67
				32	A	Miami (FL)	56 59	87	A	Elon	69 57	113	N	Dayton	78 59
				41	A	Duke	60 58					131	H	Campbell	74 46
				50	H	Charlotte	65 77					133	N	Florida	73 68
												171	H	Clemson	63 58
												211	A	ETSU	60 67
												225	H	UNCW	65 55
												227	H	Col. of Charleston	106 50
												256	H	East Carolina	76 53
LAST 10 Division I															
171	H	Clemson	63 58	3	A	Louisville	61 75								
29	H	Georgia Tech	65 60	113	N	Dayton	78 59								
41	A	Duke	60 58	131	H	Campbell	74 46								
32	A	Miami (FL)	56 59	211	A	ETSU	60 67								
133	N	Florida	73 68	256	H	East Carolina	76 53								

Non-Div I Games:

Wake Forest

■ Loss,
 ■ Non-Conf,
 S Site,
 ■ Home
 ■ Away
 N Neutral

Average RPI Win:	165	WON-LOST	WINNING	LAST 10	STRENGTH OF	OPP. STRENGTH	TEAM	ADJ.	CONF.	ADJ CONF.
Average RPI Loss:	93	RECORD	PCT. RANK	GAMES	SCHEDULE	OF SCHEDULE	RPI	RPI	RPI	RPI
DIV. I ONLY	10- 5	78	6-4	114	38	81	81	1	1	
DIV. I NON-CONF.	8- 3	68	4-2	200	84	123	123	1	1	
TOTALS	RPI 1-25	RPI 26-50	W-L RECORDS	RPI 51-100	RPI 101-150	RPI 150+				
10- 5	1- 1	0- 0	OVERALL	3- 2	0- 0	6- 2				
4- 4	0- 0	0- 0	HOME	1- 2	0- 0	3- 2				
3- 1	0- 1	0- 0	AWAY	2- 0	0- 0	1- 0				
3- 0	1- 0	0- 0	NEUTRAL	0- 0	0- 0	2- 0				
8- 3	1- 0	0- 0	NON-CONFERENCE	1- 1	0- 0	6- 2				
4- 3	0- 0	0- 0	HOME	1- 1	0- 0	3- 2				
1- 0	0- 0	0- 0	AWAY	0- 0	0- 0	1- 0				
3- 0	1- 0	0- 0	NEUTRAL	0- 0	0- 0	2- 0				
2- 2	0- 1	0- 0	CONFERENCE	2- 1	0- 0	0- 0				
0- 1	0- 0	0- 0	HOME	0- 1	0- 0	0- 0				
2- 1	0- 1	0- 0	AWAY	2- 0	0- 0	0- 0				
0- 0	0- 0	0- 0	NEUTRAL	0- 0	0- 0	0- 0				

RPI 1-25				RPI 26-50				RPI 51-100 Team's RPI: 81				RPI 101+			
RPI	S	Opponent	Score	RPI	S	Opponent	Score	RPI	S	Opponent	Score	RPI	S	Opponent	Score
8	A	Stanford	56 77					53	A	Washington St.	65 56	152	H	Tulane	62 64
10	N	Iowa	70 63					53	H	Washington St.	59 66	156	N	Iona	65 34
								55	H	Vanderbilt	74 76	189	A	San Diego	65 47
								73	H	CSU Bakersfield	80 49	199	H	Hawaii	50 62
								97	A	California	67 64	217	N	Howard	75 58
												220	H	San Francisco	73 54
												297	H	Weber St.	94 41
												336	H	Seattle U	78 46
LAST 10 Division I															
8	A	Stanford	56 77	53	H	Washington St.	59 66								
97	A	California	67 64	189	A	San Diego	65 47								
53	A	Washington St.	65 56	199	H	Hawaii	50 62								
55	H	Vanderbilt	74 76	10	N	Iowa	70 63								
220	H	San Francisco	73 54	217	N	Howard	75 58								

Non-Div I Games:

Washington

■ Loss,
 ■ Non-Conf,
 S Site,
 ■ Home
 ■ Away
 N Neutral

Average RPI Win:	181	WON-LOST	WINNING	LAST 10	STRENGTH OF	OPP. STRENGTH	TEAM	ADJ.	CONF.	ADJ CONF.
Average RPI Loss:	22	RECORD	PCT. RANK	GAMES	SCHEDULE	OF SCHEDULE	RPI	RPI	RPI	RPI
DIV. I ONLY	9- 7	139	5-5	25	9	53	53	1	1	
DIV. I NON-CONF.	7- 5	130	3-3	62	9	82	82	1	1	
TOTALS	RPI 1-25	RPI 26-50	W-L RECORDS	RPI 51-100	RPI 101-150	RPI 150+				
9- 7	0- 5	0- 1	OVERALL	3- 1	1- 0	5- 0				
5- 2	0- 1	0- 0	HOME	0- 1	1- 0	4- 0				
3- 2	0- 1	0- 1	AWAY	3- 0	0- 0	0- 0				
1- 3	0- 3	0- 0	NEUTRAL	0- 0	0- 0	1- 0				
7- 5	0- 4	0- 1	NON-CONFERENCE	1- 0	1- 0	5- 0				
5- 1	0- 1	0- 0	HOME	0- 0	1- 0	4- 0				
1- 1	0- 0	0- 1	AWAY	1- 0	0- 0	0- 0				
1- 3	0- 3	0- 0	NEUTRAL	0- 0	0- 0	1- 0				
2- 2	0- 1	0- 0	CONFERENCE	2- 1	0- 0	0- 0				
0- 1	0- 0	0- 0	HOME	0- 1	0- 0	0- 0				
2- 1	0- 1	0- 0	AWAY	2- 0	0- 0	0- 0				
0- 0	0- 0	0- 0	NEUTRAL	0- 0	0- 0	0- 0				

RPI 1-25				RPI 26-50				RPI 51-100				Team's RPI: 53	RPI 101+			
RPI	S	Opponent	Score	RPI	S	Opponent	Score	RPI	S	Opponent	Score		RPI	S	Opponent	Score
2	N	South Carolina	53 68	32	A	Miami (FL)	68 74	81	A	Washington	66 59		103	H	BYU	67 50
7	H	Gonzaga	53 76					81	H	Washington	56 65		229	N	Southern U.	69 54
8	A	Stanford	58 77					94	A	Boise St.	80 68		230	H	Pepperdine	85 48
9	N	Indiana	44 78					97	A	California	96 75		252	H	CSUN	71 61
16	N	Baylor	66 89										260	H	UC Irvine	87 59
													287	H	Ark.-Pine Bluff	85 56
LAST 10 Division I																
97	A	California	96 75	81	A	Washington	66 59									
8	A	Stanford	58 77	260	H	UC Irvine	87 59									
81	H	Washington	56 65	7	H	Gonzaga	53 76									
32	A	Miami (FL)	68 74	287	H	Ark.-Pine Bluff	85 56									
229	N	Southern U.	69 54	9	N	Indiana	44 78									

Non-Div I Games:

Washington St.

Average RPI Win:	252	WON-LOST	WINNING	LAST 10	STRENGTH OF	OPP. STRENGTH	TEAM	ADJ.	CONF.	ADJ CONF.
Average RPI Loss:	176	RECORD	PCT. RANK	GAMES	SCHEDULE	OF SCHEDULE	RPI	RPI	RPI	RPI
DIV. I ONLY	3- 11	303	3-7	263	213	297	297	20	20	
DIV. I NON-CONF.	2- 7	288	2-3	126	195	232	232	17	17	
TOTALS	RPI 1-25	RPI 26-50	W-L RECORDS	RPI 51-100	RPI 101-150	RPI 150+				
3- 11	0- 1	0- 0	OVERALL	0- 2	0- 2	3- 6				
1- 3	0- 0	0- 0	HOME	0- 0	0- 0	1- 3				
2- 8	0- 1	0- 0	AWAY	0- 2	0- 2	2- 3				
0- 0	0- 0	0- 0	NEUTRAL	0- 0	0- 0	0- 0				
2- 7	0- 1	0- 0	NON-CONFERENCE	0- 2	0- 1	2- 3				
1- 1	0- 0	0- 0	HOME	0- 0	0- 0	1- 1				
1- 6	0- 1	0- 0	AWAY	0- 2	0- 1	1- 2				
0- 0	0- 0	0- 0	NEUTRAL	0- 0	0- 0	0- 0				
1- 4	0- 0	0- 0	CONFERENCE	0- 0	0- 1	1- 3				
0- 2	0- 0	0- 0	HOME	0- 0	0- 0	0- 2				
1- 2	0- 0	0- 0	AWAY	0- 0	0- 1	1- 1				
0- 0	0- 0	0- 0	NEUTRAL	0- 0	0- 0	0- 0				

RPI	S	Opponent	Score	RPI	S	Opponent	Score	RPI	S	Opponent	Score	RPI	S	Opponent	Score	Team's RPI: 297
6	A	UCLA	45 85					64	A	Pacific	53 76	122	A	Idaho	50 70	
								81	A	Washington	41 94	136	A	Utah	46 75	
												155	H	Portland	59 78	
												181	A	Northern Colo.	65 60	
												202	A	UTEP	51 70	
												235	A	UC Riverside	64 54	
												238	H	Northern Ariz.	82 88	
												290	A	Eastern Wash.	53 63	
												304	A	New Mexico St.	47 77	
												340	H	Utah Valley	72 46	
												343	H	Sacramento St.	67 91	
LAST 10 Division I																
181	A	Northern Colo.	65 60	343	H	Sacramento St.	67 91									
238	H	Northern Ariz.	82 88	340	H	Utah Valley	72 46									
122	A	Idaho	50 70	304	A	New Mexico St.	47 77									
290	A	Eastern Wash.	53 63	202	A	UTEP	51 70									
136	A	Utah	46 75	235	A	UC Riverside	64 54									

Non-Div I Games:

Weber St.

■ Loss,
■ Non-Conf,
■ S Site,
■ H Home
■ A Away
N Neutral

West Virginia

Through Games Of Jan. 12, 2020

Average RPI Win:	160	WON-LOST	WINNING	LAST 10	STRENGTH OF	OPP. STRENGTH	TEAM	ADJ.	CONF.	ADJ CONF.
Average RPI Loss:	14	RECORD	PCT. RANK	GAMES	SCHEDULE	OF SCHEDULE	RPI	RPI	RPI	RPI
DIV. I ONLY	13- 1	9	9-1	108	72	22	22	4	4	
DIV. I NON-CONF.	10- 1	19	6-1	182	68	37	37	4	4	
TOTALS	RPI 1-25	RPI 26-50	W-L RECORDS	RPI 51-100	RPI 101-150	RPI 150+				
13- 1	1- 1	0- 0	OVERALL	4- 0	1- 0	7- 0				
6- 0	0- 0	0- 0	HOME	1- 0	1- 0	4- 0				
3- 0	1- 0	0- 0	AWAY	1- 0	0- 0	1- 0				
4- 1	0- 1	0- 0	NEUTRAL	2- 0	0- 0	2- 0				
10- 1	1- 1	0- 0	NON-CONFERENCE	2- 0	1- 0	6- 0				
5- 0	0- 0	0- 0	HOME	0- 0	1- 0	4- 0				
1- 0	1- 0	0- 0	AWAY	0- 0	0- 0	0- 0				
4- 1	0- 1	0- 0	NEUTRAL	2- 0	0- 0	2- 0				
3- 0	0- 0	0- 0	CONFERENCE	2- 0	0- 0	1- 0				
1- 0	0- 0	0- 0	HOME	1- 0	0- 0	0- 0				
2- 0	0- 0	0- 0	AWAY	1- 0	0- 0	1- 0				
0- 0	0- 0	0- 0	NEUTRAL	0- 0	0- 0	0- 0				

RPI	S	Opponent	Score
13	A	Mississippi St.	71 65
14	N	Creighton	75 82

RPI	S	Opponent	Score
60	A	Kansas	68 49
67	H	Texas	68 63
70	N	Syracuse	71 69
96	N	Michigan St.	63 57

RPI	S	Opponent	Score
60	A	Kansas	68 49
67	H	Texas	68 63
70	N	Syracuse	71 69
96	N	Michigan St.	63 57

RPI	S	Opponent	Score
139	H	Cornell	68 62
154	A	Kansas St.	74 63
158	N	Norfolk St.	72 55
170	N	New Mexico	73 60
222	H	Saint Francis (PA)	74 45
289	H	Radford	74 37
303	H	Presbyterian	56 40
335	H	Coppin St.	82 47

LAST 10 Division I

60	A	Kansas	68 49	67	H	Texas	68 63
154	A	Kansas St.	74 63	158	N	Norfolk St.	72 55
139	H	Cornell	68 62	13	A	Mississippi St.	71 65
70	N	Syracuse	71 69	170	N	New Mexico	73 60
96	N	Michigan St.	63 57	14	N	Creighton	75 82

Non-Div I Games:

West Virginia

■ Loss,
 ■ Non-Conf, S Site,
 ■ Home
 ■ Away
 N Neutral

Average RPI Win:	347	WON-LOST	WINNING	LAST 10	STRENGTH OF	OPP. STRENGTH	TEAM	ADJ.	CONF.	ADJ CONF.
Average RPI Loss:	176	RECORD	PCT. RANK	GAMES	SCHEDULE	OF SCHEDULE	RPI	RPI	RPI	RPI
DIV. I ONLY	1- 14	342	1-9	186	339	333	333	22	22	
DIV. I NON-CONF.	1- 12	335	1-7	108	346	320	320	20	20	
TOTALS	RPI 1-25	RPI 26-50	W-L RECORDS	RPI 51-100	RPI 101-150	RPI 150+				
1- 14	0- 0	0- 0	OVERALL	0- 3	0- 2	1- 9				
1- 8	0- 0	0- 0	HOME	0- 0	0- 2	1- 6				
0- 6	0- 0	0- 0	AWAY	0- 3	0- 0	0- 3				
0- 0	0- 0	0- 0	NEUTRAL	0- 0	0- 0	0- 0				
1- 12	0- 0	0- 0	NON-CONFERENCE	0- 3	0- 2	1- 7				
1- 6	0- 0	0- 0	HOME	0- 0	0- 2	1- 4				
0- 6	0- 0	0- 0	AWAY	0- 3	0- 0	0- 3				
0- 0	0- 0	0- 0	NEUTRAL	0- 0	0- 0	0- 0				
0- 2	0- 0	0- 0	CONFERENCE	0- 0	0- 0	0- 2				
0- 2	0- 0	0- 0	HOME	0- 0	0- 0	0- 2				
0- 0	0- 0	0- 0	AWAY	0- 0	0- 0	0- 0				
0- 0	0- 0	0- 0	NEUTRAL	0- 0	0- 0	0- 0				

RPI 1-25				RPI 26-50				RPI 51-100				RPI 101+				Team's RPI: 333	
RPI	S	Opponent	Score	RPI	S	Opponent	Score	RPI	S	Opponent	Score	RPI	S	Opponent	Score		
								68	A	North Carolina	55	92	109	H	Coastal Caro.	43	66
								87	A	Elon	24	68	131	H	Campbell	40	61
								98	A	Davidson	51	101	157	H	Cleveland St.	61	68
													164	H	Tennessee Tech	58	62
													191	H	UNC Asheville	47	64
													210	A	Gardner-Webb	62	88
													211	H	ETSU	57	62
													221	H	Chattanooga	52	59
													227	A	Col. of Charleston	62	73
													253	H	Winthrop	60	63
													337	A	USC Upstate	62	70
													347	H	Charleston So.	69	64
LAST 10 Division I																	
221	H	Chattanooga	52	59	211	H	ETSU	57	62								
227	A	Col. of Charleston	62	73	347	H	Charleston So.	69	64								
253	H	Winthrop	60	63	210	A	Gardner-Webb	62	88								
164	H	Tennessee Tech	58	62	109	H	Coastal Caro.	43	66								
157	H	Cleveland St.	61	68	98	A	Davidson	51	101								

Non-Div I Games: Southern Wesleyan 70 37 UVa-Wise 64 55

Western Caro.

■ Loss,
 ■ Non-Conf, S Site,
 ■ Home
 ■ Away
 N Neutral

Average RPI Win:	291	WON-LOST	WINNING	LAST 10	STRENGTH OF	OPP. STRENGTH	TEAM	ADJ.	CONF.	ADJ CONF.
Average RPI Loss:	97	RECORD	PCT. RANK	GAMES	SCHEDULE	OF SCHEDULE	RPI	RPI	RPI	RPI
DIV. I ONLY	6- 9	225	5-5	230	175	231	231	18	18	
DIV. I NON-CONF.	3- 7	252	2-3	205	171	259	259	19	19	
TOTALS	RPI 1-25	RPI 26-50	W-L RECORDS	RPI 51-100	RPI 101-150	RPI 150+				
6- 9	0- 1	0- 2	OVERALL	0- 3	0- 1	6- 2				
4- 2	0- 0	0- 1	HOME	0- 0	0- 1	4- 0				
2- 5	0- 1	0- 1	AWAY	0- 2	0- 0	2- 1				
0- 2	0- 0	0- 0	NEUTRAL	0- 1	0- 0	0- 1				
3- 7	0- 1	0- 1	NON-CONFERENCE	0- 2	0- 1	3- 2				
2- 1	0- 0	0- 0	HOME	0- 0	0- 1	2- 0				
1- 4	0- 1	0- 1	AWAY	0- 1	0- 0	1- 1				
0- 2	0- 0	0- 0	NEUTRAL	0- 1	0- 0	0- 1				
3- 2	0- 0	0- 1	CONFERENCE	0- 1	0- 0	3- 0				
2- 1	0- 0	0- 1	HOME	0- 0	0- 0	2- 0				
1- 1	0- 0	0- 0	AWAY	0- 1	0- 0	1- 0				
0- 0	0- 0	0- 0	NEUTRAL	0- 0	0- 0	0- 0				

RPI 1-25				RPI 26-50				RPI 51-100				RPI 101+ Team's RPI: 231			
RPI	S	Opponent	Score	RPI	S	Opponent	Score	RPI	S	Opponent	Score	RPI	S	Opponent	Score
23	A	Drake	75 94	27	A	Purdue	59 66	83	A	Illinois St.	65 78	106	H	Bradley	49 84
				40	H	South Dakota	65 96	90	A	South Dakota St.	45 75	163	A	Missouri	89 97
								92	N	Southern Ill.	65 79	190	H	Southeast Mo. St.	97 91
												245	N	Eastern Ill.	52 60
												274	H	Indiana St.	83 72
												295	H	Denver	82 75
												318	A	North Dakota St.	79 78
												320	H	Purdue Fort Wayne	79 68
												348	A	Chicago St.	88 78
LAST 10 Division I															
320	H	Purdue Fort Wayne	79 68	295	H	Denver	82 75								
90	A	South Dakota St.	45 75	92	N	Southern Ill.	65 79								
318	A	North Dakota St.	79 78	190	H	Southeast Mo. St.	97 91								
40	H	South Dakota	65 96	348	A	Chicago St.	88 78								
245	N	Eastern Ill.	52 60	83	A	Illinois St.	65 78								

Non-Div I Games: Culver-Stockton 82 76 Ill.-Springfield 91 51 Mo. Baptist 90 69

Western Ill.

Average RPI Win:	132	WON-LOST	WINNING	LAST 10	STRENGTH OF	OPP. STRENGTH	TEAM	ADJ.	CONF.	ADJ CONF.
Average RPI Loss:	112	RECORD	PCT. RANK	GAMES	SCHEDULE	OF SCHEDULE	RPI	RPI	RPI	RPI
DIV. I ONLY	10- 5	78	6-4	105	17	47	47	13	13	
DIV. I NON-CONF.	8- 3	68	4-2	99	4	28	28	15	15	
TOTALS	RPI 1-25	RPI 26-50	W-L RECORDS	RPI 51-100	RPI 101-150	RPI 150+				
10- 5	0- 1	3- 1	OVERALL	2- 0	1- 2	4- 1				
6- 0	0- 0	3- 0	HOME	1- 0	0- 0	2- 0				
3- 5	0- 1	0- 1	AWAY	1- 0	1- 2	1- 1				
1- 0	0- 0	0- 0	NEUTRAL	0- 0	0- 0	1- 0				
8- 3	0- 1	2- 1	NON-CONFERENCE	2- 0	1- 1	3- 0				
4- 0	0- 0	2- 0	HOME	1- 0	0- 0	1- 0				
3- 3	0- 1	0- 1	AWAY	1- 0	1- 1	1- 0				
1- 0	0- 0	0- 0	NEUTRAL	0- 0	0- 0	1- 0				
2- 2	0- 0	1- 0	CONFERENCE	0- 0	0- 1	1- 1				
2- 0	0- 0	1- 0	HOME	0- 0	0- 0	1- 0				
0- 2	0- 0	0- 0	AWAY	0- 0	0- 1	0- 1				
0- 0	0- 0	0- 0	NEUTRAL	0- 0	0- 0	0- 0				

RPI 1-25				RPI 26-50				Team's RPI: 47	RPI 51-100				RPI 101+			
RPI	S	Opponent	Score	RPI	S	Opponent	Score		RPI	S	Opponent	Score	RPI	S	Opponent	Score
3	A	Louisville	56 75	27	A	Purdue	50 67		66	A	Ball St.	91 86	128	A	Saint Mary's (CA)	73 80
				28	H	Central Mich.	93 58		89	H	Belmont	77 46	138	A	Rice	65 73
				39	H	Oklahoma	74 63						150	A	Samford	88 84
				48	H	Middle Tenn.	71 63						165	H	UAB	69 65
													195	H	Little Rock	77 58
													218	N	Tulsa	76 63
													266	A	North Texas	54 61
													319	A	Mercer	75 62
LAST 10 Division I																
				165	H	UAB	69 65		48	H	Middle Tenn.	71 63				
				138	A	Rice	65 73		66	A	Ball St.	91 86				
				266	A	North Texas	54 61		39	H	Oklahoma	74 63				
				27	A	Purdue	50 67		128	A	Saint Mary's (CA)	73 80				
				150	A	Samford	88 84		218	N	Tulsa	76 63				

Non-Div I Games:

Western Ky.

■ Loss,
■ Non-Conf,
■ S Site,
■ H Home
■ A Away
N Neutral

Average RPI Win:	258	WON-LOST	WINNING	LAST 10	STRENGTH OF	OPP. STRENGTH	TEAM	ADJ.	CONF.	ADJ CONF.
Average RPI Loss:	131	RECORD	PCT. RANK	GAMES	SCHEDULE	OF SCHEDULE	RPI	RPI	RPI	RPI
DIV. I ONLY	8- 5	112	7-3	217	277	144	144	10	10	
DIV. I NON-CONF.	6- 4	122	5-2	265	317	172	172	10	10	
TOTALS	RPI 1-25	RPI 26-50	W-L RECORDS	RPI 51-100	RPI 101-150	RPI 150+				
8- 5	0- 0	0- 0	OVERALL	0- 2	1- 1	7- 2				
3- 1	0- 0	0- 0	HOME	0- 0	0- 0	3- 1				
3- 3	0- 0	0- 0	AWAY	0- 1	1- 1	2- 1				
2- 1	0- 0	0- 0	NEUTRAL	0- 1	0- 0	2- 0				
6- 4	0- 0	0- 0	NON-CONFERENCE	0- 2	1- 0	5- 2				
2- 1	0- 0	0- 0	HOME	0- 0	0- 0	2- 1				
2- 2	0- 0	0- 0	AWAY	0- 1	1- 0	1- 1				
2- 1	0- 0	0- 0	NEUTRAL	0- 1	0- 0	2- 0				
2- 1	0- 0	0- 0	CONFERENCE	0- 0	0- 1	2- 0				
1- 0	0- 0	0- 0	HOME	0- 0	0- 0	1- 0				
1- 1	0- 0	0- 0	AWAY	0- 0	0- 1	1- 0				
0- 0	0- 0	0- 0	NEUTRAL	0- 0	0- 0	0- 0				

RPI 1-25			RPI 26-50			RPI 51-100			RPI 101+			Team's RPI: 144
RPI	S	Opponent	Score	RPI	S	Opponent	Score	RPI	S	Opponent	Score	Score
						59 A Michigan	55 76	117 A Loyola Chicago			70 60	
						86 N Stony Brook	47 50	123 A Kent St.			63 75	
								166 A Akron			56 51	
								175 H Toledo			84 72	
								184 H Fla. Atlantic			79 80	
								202 A UTEP			46 76	
								295 N Denver			79 70	
								304 N New Mexico St.			79 76	
								326 H Detroit Mercy			82 67	
								330 A UIC			80 52	
								348 H Chicago St.			90 69	
LAST 10 Division I												
166 A Akron			56 51	123 A Kent St.			63 75					
175 H Toledo			84 72	348 H Chicago St.			90 69					
117 A Loyola Chicago			70 60	330 A UIC			80 52					
86 N Stony Brook			47 50	304 N New Mexico St.			79 76					
295 N Denver			79 70	202 A UTEP			46 76					

Non-Div I Games: Kentucky St. 80 41

Western Mich.

Average RPI Win:	220	WON-LOST	WINNING	LAST 10	STRENGTH OF	OPP. STRENGTH	TEAM	ADJ.	CONF.	ADJ CONF.
Average RPI Loss:	69	RECORD	PCT. RANK	GAMES	SCHEDULE	OF SCHEDULE	RPI	RPI	RPI	RPI
DIV. I ONLY	9- 7	139	5-5	200	20	147	147	9	9	
DIV. I NON-CONF.	8- 5	117	4-3	232	28	136	136	8	8	
TOTALS	RPI 1-25	RPI 26-50	W-L RECORDS	RPI 51-100	RPI 101-150	RPI 150+				
9- 7	0- 3	1- 2	OVERALL	0- 0	1- 0	7- 2				
6- 2	0- 0	1- 1	HOME	0- 0	0- 0	5- 1				
2- 4	0- 3	0- 0	AWAY	0- 0	0- 0	2- 1				
1- 1	0- 0	0- 1	NEUTRAL	0- 0	1- 0	0- 0				
8- 5	0- 2	1- 2	NON-CONFERENCE	0- 0	1- 0	6- 1				
6- 1	0- 0	1- 1	HOME	0- 0	0- 0	5- 0				
1- 3	0- 2	0- 0	AWAY	0- 0	0- 0	1- 1				
1- 1	0- 0	0- 1	NEUTRAL	0- 0	1- 0	0- 0				
1- 2	0- 1	0- 0	CONFERENCE	0- 0	0- 0	1- 1				
0- 1	0- 0	0- 0	HOME	0- 0	0- 0	0- 1				
1- 1	0- 1	0- 0	AWAY	0- 0	0- 0	1- 0				
0- 0	0- 0	0- 0	NEUTRAL	0- 0	0- 0	0- 0				

RPI S	Opponent	Score	RPI S	Opponent	Score	RPI S	Opponent	Score	RPI S	Opponent	Score	Team's RPI: 147
1	A Missouri St.	55 68	34	H UNI	50 61				115	N Montana St.	66 64	
4	A UConn	55 83	38	N Virginia Tech	63 84				152	H Tulane	56 61	
14	A Creighton	46 56	39	H Oklahoma	88 83				186	H Eastern Mich.	63 52	
									229	H Southern U.	69 63	
									236	A Louisiana Tech	88 80	
									240	A Oral Roberts	66 79	
									256	A East Carolina	61 53	
									287	H Ark.-Pine Bluff	100 50	
									306	H Houston Baptist	59 42	
									322	H Grambling	77 65	
LAST 10 Division I												
152	H Tulane	56 61	256	A East Carolina	61 53							
4	A UConn	55 83	287	H Ark.-Pine Bluff	100 50							
322	H Grambling	77 65	14	A Creighton	46 56							
38	N Virginia Tech	63 84	186	H Eastern Mich.	63 52							
115	N Montana St.	66 64	1	A Missouri St.	55 68							

Non-Div I Games:

Wichita St.

■ Loss,
 ■ Non-Conf,
 ■ S Site,
 ■ Home
 ■ A Away
 N Neutral

William & Mary

Through Games Of Jan. 12, 2020

Average RPI Win:	236	WON-LOST	WINNING	LAST 10	STRENGTH OF	OPP. STRENGTH	TEAM	ADJ.	CONF.	ADJ CONF.
Average RPI Loss:	110	RECORD	PCT. RANK	GAMES	SCHEDULE	OF SCHEDULE	RPI	RPI	RPI	RPI
DIV. I ONLY	11- 4	57	7-3	319	100	149	149	14	14	
DIV. I NON-CONF.	9- 2	40	5-1	338	85	145	145	13	13	
TOTALS	RPI 1-25	RPI 26-50	W-L RECORDS	RPI 51-100	RPI 101-150	RPI 150+				
11- 4	0- 0	0- 2	OVERALL	0- 0	2- 1	9- 1				
5- 2	0- 0	0- 1	HOME	0- 0	0- 0	5- 1				
6- 2	0- 0	0- 1	AWAY	0- 0	2- 1	4- 0				
0- 0	0- 0	0- 0	NEUTRAL	0- 0	0- 0	0- 0				
9- 2	0- 0	0- 1	NON-CONFERENCE	0- 0	2- 1	7- 0				
4- 1	0- 0	0- 1	HOME	0- 0	0- 0	4- 0				
5- 1	0- 0	0- 0	AWAY	0- 0	2- 1	3- 0				
0- 0	0- 0	0- 0	NEUTRAL	0- 0	0- 0	0- 0				
2- 2	0- 0	0- 1	CONFERENCE	0- 0	0- 0	2- 1				
1- 1	0- 0	0- 0	HOME	0- 0	0- 0	1- 1				
1- 1	0- 0	0- 1	AWAY	0- 0	0- 0	1- 0				
0- 0	0- 0	0- 0	NEUTRAL	0- 0	0- 0	0- 0				

RPI S	Opponent	Score	RPI S	Opponent	Score	RPI S	Opponent	Score	RPI S	Opponent	Score	Team's RPI: 149
43	A James Madison	70 84	44	H Old Dominion	58 69	126	A Richmond	73 76	134	A George Washington	63 51	
						137	A VCU	69 55	158	H Norfolk St.	65 56	
						204	A Towson	83 75	225	H UNCW	55 72	
						227	H Col. of Charleston	85 60	243	A Delaware St.	73 52	
						256	A East Carolina	78 68	280	A Army West Point	77 65	
						300	H UMES	78 50	313	H UMBC	76 48	
						342	H Hartford	61 44				
LAST 10 Division I												
225	H UNCW	55 72	227	H Col. of Charleston	85 60							
204	A Towson	83 75	137	A VCU	69 55							
43	A James Madison	70 84	44	H Old Dominion	58 69							
134	A George Washington	63 51	243	A Delaware St.	73 52							
158	H Norfolk St.	65 56	342	H Hartford	61 44							

Non-Div I Games:

William & Mary

Loss, Non-Conf, S Site, H Home A Away N Neutral

Winthrop

Through Games Of Jan. 12, 2020

Average RPI Win:	278	WON-LOST	WINNING	LAST 10	STRENGTH OF	OPP. STRENGTH	TEAM	ADJ.	CONF.	ADJ CONF.
Average RPI Loss:	177	RECORD	PCT. RANK	GAMES	SCHEDULE	OF SCHEDULE	RPI	RPI	RPI	RPI
DIV. I ONLY	7- 7	168	6-4	318	250	253	253	27	27	
DIV. I NON-CONF.	3- 6	235	2-3	306	212	294	294	27	27	
TOTALS	RPI 1-25	RPI 26-50	W-L RECORDS	RPI 51-100	RPI 101-150	RPI 150+				
7- 7	0- 1	0- 1	OVERALL	0- 0	0- 0	7- 5				
3- 3	0- 0	0- 0	HOME	0- 0	0- 0	3- 3				
4- 3	0- 1	0- 1	AWAY	0- 0	0- 0	4- 1				
0- 1	0- 0	0- 0	NEUTRAL	0- 0	0- 0	0- 1				
3- 6	0- 1	0- 1	NON-CONFERENCE	0- 0	0- 0	3- 4				
0- 3	0- 0	0- 0	HOME	0- 0	0- 0	0- 3				
3- 2	0- 1	0- 1	AWAY	0- 0	0- 0	3- 0				
0- 1	0- 0	0- 0	NEUTRAL	0- 0	0- 0	0- 1				
4- 1	0- 0	0- 0	CONFERENCE	0- 0	0- 0	4- 1				
3- 0	0- 0	0- 0	HOME	0- 0	0- 0	3- 0				
1- 1	0- 0	0- 0	AWAY	0- 0	0- 0	1- 1				
0- 0	0- 0	0- 0	NEUTRAL	0- 0	0- 0	0- 0				

RPI 1-25				RPI 26-50				RPI 51-100				RPI 101+ Team's RPI: 253			
RPI	S	Opponent	Score	RPI	S	Opponent	Score	RPI	S	Opponent	Score	RPI	S	Opponent	Score
18	A	Kentucky	36 91	44	A	Old Dominion	44 68					156	H	Iona	61 68
												167	H	Hampton	72 66
												210	A	Gardner-Webb	59 71
												225	A	UNCW	75 63
												227	H	Col. of Charleston	73 84
												269	H	High Point	69 63
												288	H	Ga. Southern	47 91
												294	N	Wofford	59 60
												303	H	Presbyterian	61 54
												315	A	N.C. Central	56 46
												333	A	Western Caro.	63 60
												337	A	USC Upstate	52 38
LAST 10 Division I															
337	A	USC Upstate	52 38	303	H	Presbyterian	61 54								
210	A	Gardner-Webb	59 71	225	A	UNCW	75 63								
269	H	High Point	69 63	18	A	Kentucky	36 91								
167	H	Hampton	72 66	227	H	Col. of Charleston	73 84								
333	A	Western Caro.	63 60	288	H	Ga. Southern	47 91								

Non-Div I Games:

Winthrop

■ Loss,
■ Non-Conf, S Site,
■ Home
■ Away
N Neutral

Average RPI Win:	229	WON-LOST	WINNING	LAST 10	STRENGTH OF	OPP. STRENGTH	TEAM	ADJ.	CONF.	ADJ CONF.
Average RPI Loss:	46	RECORD	PCT. RANK	GAMES	SCHEDULE	OF SCHEDULE	RPI	RPI	RPI	RPI
DIV. I ONLY	9- 7	139	4-6	100	123	112	112	2	2	
DIV. I NON-CONF.	8- 3	68	3-2	196	201	90	90	2	2	
TOTALS	RPI 1-25	RPI 26-50	W-L RECORDS	RPI 51-100	RPI 101-150	RPI 150+				
9- 7	0- 1	0- 4	OVERALL	2- 2	0- 0	7- 0				
7- 1	0- 1	0- 0	HOME	1- 0	0- 0	6- 0				
1- 5	0- 0	0- 3	AWAY	0- 2	0- 0	1- 0				
1- 1	0- 0	0- 1	NEUTRAL	1- 0	0- 0	0- 0				
8- 3	0- 0	0- 3	NON-CONFERENCE	2- 0	0- 0	6- 0				
6- 0	0- 0	0- 0	HOME	1- 0	0- 0	5- 0				
1- 2	0- 0	0- 2	AWAY	0- 0	0- 0	1- 0				
1- 1	0- 0	0- 1	NEUTRAL	1- 0	0- 0	0- 0				
1- 4	0- 1	0- 1	CONFERENCE	0- 2	0- 0	1- 0				
1- 1	0- 1	0- 0	HOME	0- 0	0- 0	1- 0				
0- 3	0- 0	0- 1	AWAY	0- 2	0- 0	0- 0				
0- 0	0- 0	0- 0	NEUTRAL	0- 0	0- 0	0- 0				

RPI	S	Opponent	Score	RPI	S	Opponent	Score	RPI	S	Opponent	Score	RPI	S	Opponent	Score	Team's RPI: 112
25	H	Rutgers	61 64	27	A	Purdue	61 72	54	A	Nebraska	50 65	205	H	Penn St.	71 65	
				29	A	Georgia Tech	41 60	66	N	Ball St.	67 56	245	H	Eastern Ill.	63 55	
				42	A	Colorado	57 74	74	H	North Florida	75 62	268	H	Milwaukee	71 40	
				46	N	Arkansas	64 68	96	A	Michigan St.	52 69	286	H	Alabama St.	85 67	
												294	H	Wofford	78 65	
												307	H	Prairie View	68 42	
												318	A	North Dakota St.	64 63	
LAST 10 Division I																
				54	A	Nebraska	50 65	96	A	Michigan St.	52 69					
				205	H	Penn St.	71 65	286	H	Alabama St.	85 67					
				27	A	Purdue	61 72	318	A	North Dakota St.	64 63					
				25	H	Rutgers	61 64	29	A	Georgia Tech	41 60					
				307	H	Prairie View	68 42	46	N	Arkansas	64 68					

Non-Div I Games:

Wisconsin

■ Loss,
■ Non-Conf,
■ S Site,
■ H Home
■ A Away
N Neutral

Wofford

Through Games Of Jan. 12, 2020

Average RPI Win:	261	WON-LOST	WINNING	LAST 10	STRENGTH OF	OPP. STRENGTH	TEAM	ADJ.	CONF.	ADJ CONF.
Average RPI Loss:	174	RECORD	PCT. RANK	GAMES	SCHEDULE	OF SCHEDULE	RPI	RPI	RPI	RPI
DIV. I ONLY	5- 9	240	5-5	238	304	294	294	22	22	
DIV. I NON-CONF.	4- 8	235	4-4	168	332	277	277	20	20	
TOTALS	RPI 1-25	RPI 26-50	W-L RECORDS	RPI 51-100	RPI 101-150	RPI 150+				
5- 9	0- 0	0- 0	OVERALL	0- 1	0- 3	5- 5				
4- 4	0- 0	0- 0	HOME	0- 0	0- 2	4- 2				
0- 5	0- 0	0- 0	AWAY	0- 1	0- 1	0- 3				
1- 0	0- 0	0- 0	NEUTRAL	0- 0	0- 0	1- 0				
4- 8	0- 0	0- 0	NON-CONFERENCE	0- 1	0- 2	4- 5				
3- 3	0- 0	0- 0	HOME	0- 0	0- 1	3- 2				
0- 5	0- 0	0- 0	AWAY	0- 1	0- 1	0- 3				
1- 0	0- 0	0- 0	NEUTRAL	0- 0	0- 0	1- 0				
1- 1	0- 0	0- 0	CONFERENCE	0- 0	0- 1	1- 0				
1- 1	0- 0	0- 0	HOME	0- 0	0- 1	1- 0				
0- 0	0- 0	0- 0	AWAY	0- 0	0- 0	0- 0				
0- 0	0- 0	0- 0	NEUTRAL	0- 0	0- 0	0- 0				

RPI S	Opponent	Score	RPI S	Opponent	Score	RPI S	Opponent	Score	RPI S	Opponent	Score	Team's RPI: 294
60	A Kansas	64	83	109	H Coastal Caro.	73	78	112	A Wisconsin	65	78	
				150	H Samford	58	74	153	A Auburn	82	84	
				191	H UNC Asheville	75	38	210	A Gardner-Webb	53	67	
				216	A Northern Ky.	72	80	239	H Longwood	79	76	
				253	N Winthrop	60	59	271	H Appalachian St.	51	54	
				288	H Ga. Southern	57	70	303	H Presbyterian	67	60	
				319	H Mercer	77	49					
LAST 10 Division I												
150	H Samford	58	74	319	H Mercer	77	49					
60	A Kansas	64	83	288	H Ga. Southern	57	70					
216	A Northern Ky.	72	80	303	H Presbyterian	67	60					
191	H UNC Asheville	75	38	253	N Winthrop	60	59					
271	H Appalachian St.	51	54	239	H Longwood	79	76					

Non-Div I Games: Brevard 82 34 Erskine 100 38 UNKNOWN 89 38

Wofford

Loss, Non-Conf, S Site, H Home A Away N Neutral

Average RPI Win:	201	WON-LOST	WINNING	LAST 10	STRENGTH OF	OPP. STRENGTH	TEAM	ADJ.	CONF.	ADJ CONF.
Average RPI Loss:	128	RECORD	PCT. RANK	GAMES	SCHEDULE	OF SCHEDULE	RPI	RPI	RPI	RPI
DIV. I ONLY	8- 8	168	5-5	186	130	148	148	17	17	
DIV. I NON-CONF.	4- 6	212	1-3	178	64	165	165	18	18	
TOTALS	RPI 1-25	RPI 26-50	W-L RECORDS	RPI 51-100	RPI 101-150	RPI 150+				
8- 8	0- 0	0- 0	OVERALL	1- 4	0- 2	7- 2				
3- 1	0- 0	0- 0	HOME	1- 0	0- 1	2- 0				
4- 5	0- 0	0- 0	AWAY	0- 3	0- 1	4- 1				
1- 2	0- 0	0- 0	NEUTRAL	0- 1	0- 0	1- 1				
4- 6	0- 0	0- 0	NON-CONFERENCE	1- 3	0- 2	3- 1				
1- 1	0- 0	0- 0	HOME	1- 0	0- 1	0- 0				
2- 3	0- 0	0- 0	AWAY	0- 2	0- 1	2- 0				
1- 2	0- 0	0- 0	NEUTRAL	0- 1	0- 0	1- 1				
4- 2	0- 0	0- 0	CONFERENCE	0- 1	0- 0	4- 1				
2- 0	0- 0	0- 0	HOME	0- 0	0- 0	2- 0				
2- 2	0- 0	0- 0	AWAY	0- 1	0- 0	2- 1				
0- 0	0- 0	0- 0	NEUTRAL	0- 0	0- 0	0- 0				

RPI 1-25			RPI 26-50			RPI 51-100			RPI 101+			Team's RPI: 148
RPI	S	Opponent	Score	RPI	S	Opponent	Score	RPI	S	Opponent	Score	
						60 N Kansas	63 74	110 A UT Arlington		62 68		
						61 A IUPUI	60 80	116 H Abilene Christian		64 83		
						63 A UCF	53 69	157 H Cleveland St.		78 62		
						73 H CSU Bakersfield	65 60	162 A Green Bay		70 58		
						84 A Iowa St.	71 79	179 H Youngstown St.		91 41		
								194 A SMU		69 61		
								232 A Xavier		86 74		
								265 N St. Bonaventure		56 57		
								268 A Milwaukee		58 60		
								278 N Loyola Maryland		66 51		
								330 A UIC		58 43		
LAST 10 Division I												
330 A UIC			58 43	61 A IUPUI			60 80					
179 H Youngstown St.			91 41	63 A UCF			53 69					
157 H Cleveland St.			78 62	265 N St. Bonaventure			56 57					
162 A Green Bay			70 58	84 A Iowa St.			71 79					
268 A Milwaukee			58 60	194 A SMU			69 61					

Non-Div I Games: Marian (IN) 64 60

Wright St.

Wyoming

Through Games Of Jan. 12, 2020

Average RPI Win:	229	WON-LOST	WINNING	LAST 10	STRENGTH OF	OPP. STRENGTH	TEAM	ADJ.	CONF.	ADJ CONF.
Average RPI Loss:	169	RECORD	PCT. RANK	GAMES	SCHEDULE	OF SCHEDULE	RPI	RPI	RPI	RPI
DIV. I ONLY	6- 8	211	5-5	227	235	226	226	19	19	
DIV. I NON-CONF.	3- 5	224	2-2	214	224	261	261	25	25	
TOTALS	RPI 1-25	RPI 26-50	W-L RECORDS	RPI 51-100	RPI 101-150	RPI 150+				
6- 8	0- 1	0- 1	OVERALL	1- 1	1- 0	4- 5				
3- 4	0- 1	0- 1	HOME	1- 0	1- 0	1- 2				
3- 4	0- 0	0- 0	AWAY	0- 1	0- 0	3- 3				
0- 0	0- 0	0- 0	NEUTRAL	0- 0	0- 0	0- 0				
3- 5	0- 1	0- 1	NON-CONFERENCE	0- 1	1- 0	2- 2				
2- 3	0- 1	0- 1	HOME	0- 0	1- 0	1- 1				
1- 2	0- 0	0- 0	AWAY	0- 1	0- 0	1- 1				
0- 0	0- 0	0- 0	NEUTRAL	0- 0	0- 0	0- 0				
3- 3	0- 0	0- 0	CONFERENCE	1- 0	0- 0	2- 3				
1- 1	0- 0	0- 0	HOME	1- 0	0- 0	0- 1				
2- 2	0- 0	0- 0	AWAY	0- 0	0- 0	2- 2				
0- 0	0- 0	0- 0	NEUTRAL	0- 0	0- 0	0- 0				

RPI 1-25				RPI 26-50				RPI 51-100				RPI 101+ Team's RPI: 226			
RPI	S	Opponent	Score	RPI	S	Opponent	Score	RPI	S	Opponent	Score	RPI	S	Opponent	Score
7	H	Gonzaga	54 65	42	H	Colorado	56 66	90	A	South Dakota St.	40 67	128	H	Saint Mary's (CA)	69 67
								94	H	Boise St.	73 68	170	A	New Mexico	73 66
												181	H	Northern Colo.	44 46
												201	A	UNLV	53 65
												258	H	Colorado St.	49 56
												281	A	San Diego St.	60 67
												295	A	Denver	57 71
												312	A	Air Force	65 63
												318	A	North Dakota St.	66 57
												350	H	Mississippi Val.	95 22
LAST 10 Division I															
				281	A	San Diego St.	60 67	201	A	UNLV	53 65				
				258	H	Colorado St.	49 56	350	H	Mississippi Val.	95 22				
				94	H	Boise St.	73 68	170	A	New Mexico	73 66				
				7	H	Gonzaga	54 65	312	A	Air Force	65 63				
				181	H	Northern Colo.	44 46	318	A	North Dakota St.	66 57				

Non-Div I Games: Colo. Christian 70 31

Wyoming

■ Loss,
 ■ Non-Conf, S Site,
 ■ Home
 ■ Away
 N Neutral

Average RPI Win: 189	WON-LOST	WINNING	LAST 10	STRENGTH OF	OPP. STRENGTH	TEAM	ADJ.	CONF.	ADJ CONF.
Average RPI Loss: 104	RECORD	PCT. RANK	GAMES	SCHEDULE	OF SCHEDULE	RPI	RPI	RPI	RPI
DIV. I ONLY	2- 14	330	1-9	35	116	232	232	6	6
DIV. I NON-CONF.	1- 10	329	0-5	16	180	237	237	6	6
TOTALS	RPI 1-25	RPI 26-50	W-L RECORDS	RPI 51-100	RPI 101-150	RPI 150+			
2- 14	0- 1	0- 1	OVERALL	0- 5	1- 5	1- 2			
1- 7	0- 0	0- 1	HOME	0- 2	1- 3	0- 1			
1- 5	0- 0	0- 0	AWAY	0- 3	0- 1	1- 1			
0- 2	0- 1	0- 0	NEUTRAL	0- 0	0- 1	0- 0			
1- 10	0- 1	0- 1	NON-CONFERENCE	0- 2	1- 4	0- 2			
1- 4	0- 0	0- 1	HOME	0- 0	1- 2	0- 1			
0- 4	0- 0	0- 0	AWAY	0- 2	0- 1	0- 1			
0- 2	0- 1	0- 0	NEUTRAL	0- 0	0- 1	0- 0			
1- 4	0- 0	0- 0	CONFERENCE	0- 3	0- 1	1- 0			
0- 3	0- 0	0- 0	HOME	0- 2	0- 1	0- 0			
1- 1	0- 0	0- 0	AWAY	0- 1	0- 0	1- 0			
0- 0	0- 0	0- 0	NEUTRAL	0- 0	0- 0	0- 0			

RPI 1-25				RPI 26-50				RPI 51-100				RPI 101+ Team's RPI: 232			
RPI	S	Opponent	Score	RPI	S	Opponent	Score	RPI	S	Opponent	Score	RPI	S	Opponent	Score
15	N	Northwestern	59 79	42	H	Colorado	53 62	52	A	Temple	65 78	118	H	Cincinnati	78 85
								56	H	St. John's (NY)	67 75	119	A	Rider	57 64
								62	H	Seton Hall	61 83	132	H	Butler	70 78
								66	A	Ball St.	49 70	133	N	Florida	64 67
								88	A	Villanova	54 66	136	H	Utah	70 63
												148	H	Wright St.	74 86
												161	A	Robert Morris	57 71
												242	A	Georgetown	85 64
												263	H	Eastern Ky.	55 56
LAST 10 Division I															
				242	A	Georgetown	85 64					88	A	Villanova	54 66
				132	H	Butler	70 78					133	N	Florida	64 67
				62	H	Seton Hall	61 83					118	H	Cincinnati	78 85
				56	H	St. John's (NY)	67 75					263	H	Eastern Ky.	55 56
				15	N	Northwestern	59 79					42	H	Colorado	53 62

Non-Div I Games:

Xavier

■ Loss,
■ Non-Conf,
■ S Site,
■ H Home
■ A Away
N Neutral

Through Games of Jan. 11, 1910										
Average RPI Win:	199	WON-LOST	WINNING	LAST 10	STRENGTH OF	OPP. STRENGTH	TEAM	ADJ.	CONF.	ADJ CONF.
Average RPI Loss:	56	RECORD	PCT. RANK	GAMES	SCHEDULE	OF SCHEDULE	RPI	RPI	RPI	RPI
DIV. I ONLY	10- 3	48	8-2	118	159	51	51	8	8	
DIV. I NON-CONF.	10- 3	60	8-2	124	187	54	54	9	9	

TOTALS	RPI 1-25	RPI 26-50		W-L RECORDS		RPI 51-100	RPI 101-150	RPI 150+		
10- 3	0- 1	0- 0		OVERALL		1- 1	2- 1	7- 0		
5- 1	0- 0	0- 0		HOME		0- 1	1- 0	4- 0		
4- 2	0- 1	0- 0		AWAY		1- 0	0- 1	3- 0		
1- 0	0- 0	0- 0		NEUTRAL		0- 0	1- 0	0- 0		
10- 3	0- 1	0- 0		NON-CONFERENCE		1- 1	2- 1	7- 0		
5- 1	0- 0	0- 0		HOME		0- 1	1- 0	4- 0		
4- 2	0- 1	0- 0		AWAY		1- 0	0- 1	3- 0		
1- 0	0- 0	0- 0		NEUTRAL		0- 0	1- 0	0- 0		
0- 0	0- 0	0- 0		CONFERENCE		0- 0	0- 0	0- 0		
0- 0	0- 0	0- 0		HOME		0- 0	0- 0	0- 0		
0- 0	0- 0	0- 0		AWAY		0- 0	0- 0	0- 0		
0- 0	0- 0	0- 0		NEUTRAL		0- 0	0- 0	0- 0		

RPI S	Opponent	Score	RPI S	Opponent	Score	RPI S	Opponent	Score	RPI S	Opponent	Score
6	A UCLA	65 100				56	H St. John's (NY)	66 80	105	H Providence	82 79
						68	A North Carolina	66 63	107	A Colgate	67 70
									114	N Fresno St.	87 67
									177	A Northeastern	78 63
									206	H Quinnipiac	63 59
									228	A UMass Lowell	67 59
									241	H Sacred Heart	87 40
									264	A LMU (CA)	81 65
									272	H Wagner	87 68
									319	H Mercer	68 60
LAST 10 Division I											
272	H Wagner	87 68	319	H Mercer	68 60						
68	A North Carolina	66 63	114	N Fresno St.	87 67						
241	H Sacred Heart	87 40	6	A UCLA	65 100						
56	H St. John's (NY)	66 80	177	A Northeastern	78 63						
264	A LMU (CA)	81 65	228	A UMass Lowell	67 59						

Non-Div I Games:

Yale

Youngstown St.

Through Games Of Jan. 12, 2020

Average RPI Win:	238	WON-LOST	WINNING	LAST 10	STRENGTH OF	OPP. STRENGTH	TEAM	ADJ.	CONF.	ADJ CONF.
Average RPI Loss:	140	RECORD	PCT. RANK	GAMES	SCHEDULE	OF SCHEDULE	RPI	RPI	RPI	RPI
DIV. I ONLY	7- 7	168	5-5	212	220	179	179	17	17	
DIV. I NON-CONF.	5- 4	140	3-2	245	163	162	162	18	18	
TOTALS	RPI 1-25	RPI 26-50	W-L RECORDS	RPI 51-100	RPI 101-150	RPI 150+				
7- 7	0- 1	0- 0	OVERALL	1- 0	0- 2	6- 4				
5- 1	0- 0	0- 0	HOME	1- 0	0- 1	4- 0				
2- 6	0- 1	0- 0	AWAY	0- 0	0- 1	2- 4				
0- 0	0- 0	0- 0	NEUTRAL	0- 0	0- 0	0- 0				
5- 4	0- 1	0- 0	NON-CONFERENCE	0- 0	0- 1	5- 2				
3- 1	0- 0	0- 0	HOME	0- 0	0- 1	3- 0				
2- 3	0- 1	0- 0	AWAY	0- 0	0- 0	2- 2				
0- 0	0- 0	0- 0	NEUTRAL	0- 0	0- 0	0- 0				
2- 3	0- 0	0- 0	CONFERENCE	1- 0	0- 1	1- 2				
2- 0	0- 0	0- 0	HOME	1- 0	0- 0	1- 0				
0- 3	0- 0	0- 0	AWAY	0- 0	0- 1	0- 2				
0- 0	0- 0	0- 0	NEUTRAL	0- 0	0- 0	0- 0				

RPI S	Opponent	Score	RPI S	Opponent	Score	RPI S	Opponent	Score	RPI S	Opponent	Score	Team's RPI: 179
9	A Indiana	56 93				61	H IUPUI	75 73	123	H Kent St.	73 82	
									148	A Wright St.	41 91	
									157	A Cleveland St.	52 60	
									161	A Robert Morris	43 58	
									166	A Akron	62 91	
									186	H Eastern Mich.	79 77	
									216	A Northern Ky.	56 75	
									222	A Saint Francis (PA)	56 46	
									263	A Eastern Ky.	72 63	
									272	H Wagner	64 42	
									330	H UIC	77 65	
									332	H Canisius	87 59	
LAST 10 Division I												
148	A Wright St.	41 91	157	A Cleveland St.	52 60							
216	A Northern Ky.	56 75	222	A Saint Francis (PA)	56 46							
330	H UIC	77 65	263	A Eastern Ky.	72 63							
61	H IUPUI	75 73	272	H Wagner	64 42							
9	A Indiana	56 93	166	A Akron	62 91							

Non-Div I Games: Lake Erie 83 48 Muskingum 92 46

Youngstown St.

Loss, Non-Conf, S Site, H Home A Away N Neutral