

Average RPI Win: 247		WON-LOST	WINNING	LAST 10	STRENGTH OF	OPP. STRENGTH	TEAM	ADJ.	CONF.	ADJ CONF.
Average RPI Loss: 237		RECORD	PCT. RANK	GAMES	SCHEDULE	OF SCHEDULE	RPI	RPI	RPI	RPI
DIV. I ONLY		5- 8	226	4- 5	343	301	323	323	29	29
DIV. I NON-CONF.		3- 7	250	3- 5	338	316	334	334	29	29
TOTALS	RPI 1-25		RPI 26-50		W-L RECORDS	RPI 51-100	RPI 101-150		RPI 150+	
5- 8	0- 0		0- 0		OVERALL	0- 0	0- 0		5- 8	
3- 4	0- 0		0- 0		HOME	0- 0	0- 0		3- 4	
1- 4	0- 0		0- 0		AWAY	0- 0	0- 0		1- 4	
1- 0	0- 0		0- 0		NEUTRAL	0- 0	0- 0		1- 0	
3- 7	0- 0		0- 0		NON-CONFERENCE	0- 0	0- 0		3- 7	
1- 4	0- 0		0- 0		HOME	0- 0	0- 0		1- 4	
1- 3	0- 0		0- 0		AWAY	0- 0	0- 0		1- 3	
1- 0	0- 0		0- 0		NEUTRAL	0- 0	0- 0		1- 0	
2- 1	0- 0		0- 0		CONFERENCE	0- 0	0- 0		2- 1	
2- 0	0- 0		0- 0		HOME	0- 0	0- 0		2- 0	
0- 1	0- 0		0- 0		AWAY	0- 0	0- 0		0- 1	
0- 0	0- 0		0- 0		NEUTRAL	0- 0	0- 0		0- 0	

RPI 1-25				RPI 26-50				RPI 51-100				RPI 101+				Team's RPI: 323	
RPI	S	Opponent	Score	RPI	S	Opponent	Score	RPI	S	Opponent	Score	RPI	S	Opponent	Score		
												178	A	Tex.-Pan American	60	57	
												202	A	Cal Poly	48	63	
												208	H	McNeese St.	76	65	
												213	H	Oakland	54	61	
												225	H	Tennessee St.	61	72	
												230	A	Central Ark.	59	63	
												248	A	UNLV	65	77	
												253	A	Rice	54	59	
												256	H	Houston	66	68	
												260	H	Texas Southern	68	63	
												267	H	Texas-Arlington	28	42	
												285	N	Kent St.	57	47	
												302	H	Lamar	56	51	
LAST 12 Division I GAMES:																	
				208	H	McNeese St.	76 65	267	H	Texas-Arlington	28 42						
				302	H	Lamar	56 51	178	A	Tex.-Pan American	60 57						
				230	A	Central Ark.	59 63	202	A	Cal Poly	48 63						
				260	H	Texas Southern	68 63	285	N	Kent St.	57 47						
				213	H	Oakland	54 61	253	A	Rice	54 59						
				225	H	Tennessee St.	61 72	256	H	Houston	66 68						

Non-Div I Games:      Huston-Tillotson    99    33

A&amp;M-Corpus Christi

Loss, Non-Conf, S Site, H Home A Away N Neutral

Average RPI Win:	262	WON-LOST	WINNING	LAST 10	STRENGTH OF	OPP. STRENGTH	TEAM	ADJ.	CONF.	ADJ CONF.
Average RPI Loss:	182	RECORD	PCT. RANK	GAMES	SCHEDULE	OF SCHEDULE	RPI	RPI	RPI	RPI
DIV. I ONLY	4- 6	214	4- 5	248	338	258	258	29	29	
DIV. I NON-CONF.	4- 3	136	4- 3	193	339	133	133	29	29	
TOTALS	RPI 1-25	RPI 26-50	W-L RECORDS	RPI 51-100	RPI 101-150	RPI 150+				
4- 6	0- 0	0- 0	OVERALL	0- 1	1- 1	3- 4				
2- 2	0- 0	0- 0	HOME	0- 0	1- 0	1- 2				
1- 4	0- 0	0- 0	AWAY	0- 1	0- 1	1- 2				
1- 0	0- 0	0- 0	NEUTRAL	0- 0	0- 0	1- 0				
4- 3	0- 0	0- 0	NON-CONFERENCE	0- 1	1- 1	3- 1				
2- 0	0- 0	0- 0	HOME	0- 0	1- 0	1- 0				
1- 3	0- 0	0- 0	AWAY	0- 1	0- 1	1- 1				
1- 0	0- 0	0- 0	NEUTRAL	0- 0	0- 0	1- 0				
0- 3	0- 0	0- 0	CONFERENCE	0- 0	0- 0	0- 3				
0- 2	0- 0	0- 0	HOME	0- 0	0- 0	0- 2				
0- 1	0- 0	0- 0	AWAY	0- 0	0- 0	0- 1				
0- 0	0- 0	0- 0	NEUTRAL	0- 0	0- 0	0- 0				

RPI 1-25			RPI 26-50			RPI 51-100			RPI 101+			Team's RPI: 258
RPI	S	Opponent	Score	RPI	S	Opponent	Score	RPI	S	Opponent	Score	
						69 A Kansas St.	53 68	109 A Texas Tech		44 61		
								125 H Eastern Wash.		79 72		
								167 A Northwestern St.		56 61		
								230 H Central Ark.		60 66		
								231 N George Mason		88 86		
								249 H Nicholls St.		39 63		
								265 A UTSA		57 70		
								346 A UMKC		80 55		
								347 H Air Force		80 44		
LAST 12 Division I GAMES:												
249	H	Nicholls St.	39 63	346	A	UMKC	80 55					
167	A	Northwestern St.	56 61	231	N	George Mason	88 86					
230	H	Central Ark.	60 66	125	H	Eastern Wash.	79 72					
69	A	Kansas St.	53 68	265	A	UTSA	57 70					
347	H	Air Force	80 44									
109	A	Texas Tech	44 61									

Non-Div I Games: Howard Payne 102 60 Wayland Baptist 91 64 Southwestern Christ 100 52

Abilene Christian

## Air Force

Through Games Of Jan. 11, 2015

Average RPI Win:	335	WON-LOST	WINNING	LAST 10	STRENGTH OF	OPP. STRENGTH	TEAM	ADJ.	CONF.	ADJ CONF.
Average RPI Loss:	221	RECORD	PCT. RANK	GAMES	SCHEDULE	OF SCHEDULE	RPI	RPI	RPI	RPI
DIV. I ONLY	1- 14	344	0- 10	307	341	347	347	20	20	
DIV. I NON-CONF.	1- 10	330	0- 8	319	348	348	348	19	19	
TOTALS	RPI 1-25	RPI 26-50	W-L RECORDS	RPI 51-100	RPI 101-150	RPI 150+				
1- 14	0- 0	0- 0	OVERALL	0- 0	0- 2	1- 12				
1- 5	0- 0	0- 0	HOME	0- 0	0- 0	1- 5				
0- 9	0- 0	0- 0	AWAY	0- 0	0- 2	0- 7				
0- 0	0- 0	0- 0	NEUTRAL	0- 0	0- 0	0- 0				
1- 10	0- 0	0- 0	NON-CONFERENCE	0- 0	0- 1	1- 9				
1- 3	0- 0	0- 0	HOME	0- 0	0- 0	1- 3				
0- 7	0- 0	0- 0	AWAY	0- 0	0- 1	0- 6				
0- 0	0- 0	0- 0	NEUTRAL	0- 0	0- 0	0- 0				
0- 4	0- 0	0- 0	CONFERENCE	0- 0	0- 1	0- 3				
0- 2	0- 0	0- 0	HOME	0- 0	0- 0	0- 2				
0- 2	0- 0	0- 0	AWAY	0- 0	0- 1	0- 1				
0- 0	0- 0	0- 0	NEUTRAL	0- 0	0- 0	0- 0				

RPI 1-25			RPI 26-50			RPI 51-100			RPI 101+			Team's RPI: 347
RPI	S	Opponent	Score	RPI	S	Opponent	Score	RPI	S	Opponent	Score	
								115	A	Colorado St.	42	62
								117	A	Bakersfield	56	96
								185	H	Santa Clara	64	85
								187	H	San Diego St.	65	74
								190	H	Nevada	53	76
								191	A	Army	35	79
								197	A	Northern Colo.	35	76
								224	H	Southern Utah	57	73
								238	A	SIUE	51	86
								251	A	San Jose St.	64	91
								258	A	Abilene Christian	44	80
								282	H	Weber St.	53	71
								329	A	Denver	66	107
								331	A	Utah Valley	44	58
								335	H	Omaha	65	57
LAST 12 Division I GAMES:												
190	H	Nevada	53	76	115	A	Colorado St.	42	62			
187	H	San Diego St.	65	74	251	A	San Jose St.	64	91			
258	A	Abilene Christian	44	80	224	H	Southern Utah	57	73			
331	A	Utah Valley	44	58	197	A	Northern Colo.	35	76			
329	A	Denver	66	107	191	A	Army	35	79			
185	H	Santa Clara	64	85	238	A	SIUE	51	86			

Non-Div I Games:

Air Force

■ Loss, 
 ■ Non-Conf, 
 ■ S Site, 
 ■ H Home 
 ■ A Away 
 N Neutral

Average RPI Win:	216	WON-LOST	WINNING	LAST 10	STRENGTH OF	OPP. STRENGTH	TEAM	ADJ.	CONF.	ADJ CONF.
Average RPI Loss:	56	RECORD	PCT. RANK	GAMES	SCHEDULE	OF SCHEDULE	RPI	RPI	RPI	RPI
DIV. I ONLY	11- 2	26	7- 2	245	189	66	66	15	15	
DIV. I NON-CONF.	9- 1	21	7- 1	272	125	62	62	16	16	
TOTALS	RPI 1-25	RPI 26-50	W-L RECORDS	RPI 51-100	RPI 101-150	RPI 150+				
11- 2	0- 0	0- 1	OVERALL	0- 1	2- 0	9- 0				
7- 0	0- 0	0- 0	HOME	0- 0	1- 0	6- 0				
2- 2	0- 0	0- 1	AWAY	0- 1	0- 0	2- 0				
2- 0	0- 0	0- 0	NEUTRAL	0- 0	1- 0	1- 0				
9- 1	0- 0	0- 1	NON-CONFERENCE	0- 0	2- 0	7- 0				
5- 0	0- 0	0- 0	HOME	0- 0	1- 0	4- 0				
2- 1	0- 0	0- 1	AWAY	0- 0	0- 0	2- 0				
2- 0	0- 0	0- 0	NEUTRAL	0- 0	1- 0	1- 0				
2- 1	0- 0	0- 0	CONFERENCE	0- 1	0- 0	2- 0				
2- 0	0- 0	0- 0	HOME	0- 0	0- 0	2- 0				
0- 1	0- 0	0- 0	AWAY	0- 1	0- 0	0- 0				
0- 0	0- 0	0- 0	NEUTRAL	0- 0	0- 0	0- 0				

RPI 1-25				RPI 26-50				RPI 51-100				Team's RPI: 66	RPI 101+			
RPI	S	Opponent	Score	RPI	S	Opponent	Score	RPI	S	Opponent	Score		RPI	S	Opponent	Score
				39	A	Youngstown St.	62 75	72	A	Western Mich.	61 67		127	H	UNI	82 73
													146	N	Siena	90 74
													199	N	Belmont	73 58
													205	H	Eastern Mich.	65 48
													209	H	Morehead St.	89 61
													210	H	Northern Ky.	82 49
													212	A	UCF	73 64
													236	H	Valparaiso	100 65
													264	A	Bethune-Cookman	81 63
													279	H	Bowling Green	67 59
													286	H	Binghamton	80 49
LAST 12 Division I GAMES:																
				72	A	Western Mich.	61 67	205	H	Eastern Mich.	65 48					
				39	A	Youngstown St.	62 75	279	H	Bowling Green	67 59					
				212	A	UCF	73 64	199	N	Belmont	73 58					
				264	A	Bethune-Cookman	81 63	236	H	Valparaiso	100 65					
				209	H	Morehead St.	89 61	127	H	UNI	82 73					
				146	N	Siena	90 74	210	H	Northern Ky.	82 49					

Non-Div I Games: Ohio Christian 97 62

Akron

■ Loss, 
 ■ Non-Conf, S Site, 
 ■ Home 
 ■ Away 
 N Neutral

## Alabama

Through Games Of Jan. 11, 2015

Average RPI Win:	238	WON-LOST	WINNING	LAST 10	STRENGTH OF	OPP. STRENGTH	TEAM	ADJ.	CONF.	ADJ CONF.
Average RPI Loss:	63	RECORD	PCT. RANK	GAMES	SCHEDULE	OF SCHEDULE	RPI	RPI	RPI	RPI
DIV. I ONLY	11- 8	128	5- 5	135	115	155	155	3	3	
DIV. I NON-CONF.	11- 4	69	6- 2	288	162	175	175	4	4	
TOTALS	RPI 1-25	RPI 26-50	W-L RECORDS	RPI 51-100	RPI 101-150	RPI 150+				
11- 8	1- 3	0- 2	OVERALL	1- 1	0- 1	9- 1				
8- 5	1- 3	0- 0	HOME	0- 0	0- 1	7- 1				
1- 2	0- 0	0- 1	AWAY	1- 1	0- 0	0- 0				
2- 1	0- 0	0- 1	NEUTRAL	0- 0	0- 0	2- 0				
11- 4	1- 1	0- 1	NON-CONFERENCE	1- 0	0- 1	9- 1				
8- 3	1- 1	0- 0	HOME	0- 0	0- 1	7- 1				
1- 0	0- 0	0- 0	AWAY	1- 0	0- 0	0- 0				
2- 1	0- 0	0- 1	NEUTRAL	0- 0	0- 0	2- 0				
0- 4	0- 2	0- 1	CONFERENCE	0- 1	0- 0	0- 0				
0- 2	0- 2	0- 0	HOME	0- 0	0- 0	0- 0				
0- 2	0- 0	0- 1	AWAY	0- 1	0- 0	0- 0				
0- 0	0- 0	0- 0	NEUTRAL	0- 0	0- 0	0- 0				

RPI 1-25				RPI 26-50				RPI 51-100				RPI 101+ Team's RPI: 155			
RPI	S	Opponent	Score	RPI	S	Opponent	Score	RPI	S	Opponent	Score	RPI	S	Opponent	Score
3	H	Kentucky	66 78	34	A	Georgia	47 64	94	A	Ole Miss	63 77	142	H	Mercer	39 46
7	H	South Carolina	59 102	37	N	Quinnipiac	66 73	100	A	Kansas	85 80	168	H	Jacksonville St.	62 64
19	H	Duke	40 90									175	N	Temple	58 51
22	H	Nebraska	53 51									196	H	UT Martin	68 55
												250	H	USC Upstate	74 65
												275	N	Georgetown	72 58
												288	H	Ark.-Pine Bluff	71 27
												318	H	Alabama A&M	75 44
												319	H	Florida A&M	60 44
												333	H	Mississippi Val.	71 40
												345	H	New Orleans	87 58
LAST 12 Division I GAMES:															
34	A	Georgia	47 64	94	A	Ole Miss	63 77								
3	H	Kentucky	66 78	7	H	South Carolina	59 102								
333	H	Mississippi Val.	71 40	22	H	Nebraska	53 51								
345	H	New Orleans	87 58	196	H	UT Martin	68 55								
288	H	Ark.-Pine Bluff	71 27	250	H	USC Upstate	74 65								
142	H	Mercer	39 46	37	N	Quinnipiac	66 73								

Non-Div I Games:

Alabama

■ Loss, 
 ■ Non-Conf, S Site, 
 ■ Home 
 ■ Away 
 N Neutral

Average RPI Win:	230	WON-LOST	WINNING	LAST 10	STRENGTH OF	OPP. STRENGTH	TEAM	ADJ.	CONF.	ADJ CONF.
Average RPI Loss:	191	RECORD	PCT. RANK	GAMES	SCHEDULE	OF SCHEDULE	RPI	RPI	RPI	RPI
DIV. I ONLY	3- 11	297	3- 7	277	279	318	318	33	33	
DIV. I NON-CONF.	1- 10	330	1- 8	161	288	319	319	30	30	
TOTALS	RPI 1-25	RPI 26-50	W-L RECORDS	RPI 51-100	RPI 101-150	RPI 150+				
3- 11	0- 1	0- 0	OVERALL	1- 1	0- 2	2- 7				
2- 4	0- 0	0- 0	HOME	1- 0	0- 2	1- 2				
1- 7	0- 1	0- 0	AWAY	0- 1	0- 0	1- 5				
0- 0	0- 0	0- 0	NEUTRAL	0- 0	0- 0	0- 0				
1- 10	0- 1	0- 0	NON-CONFERENCE	1- 1	0- 2	0- 6				
1- 3	0- 0	0- 0	HOME	1- 0	0- 2	0- 1				
0- 7	0- 1	0- 0	AWAY	0- 1	0- 0	0- 5				
0- 0	0- 0	0- 0	NEUTRAL	0- 0	0- 0	0- 0				
2- 1	0- 0	0- 0	CONFERENCE	0- 0	0- 0	2- 1				
1- 1	0- 0	0- 0	HOME	0- 0	0- 0	1- 1				
1- 0	0- 0	0- 0	AWAY	0- 0	0- 0	1- 0				
0- 0	0- 0	0- 0	NEUTRAL	0- 0	0- 0	0- 0				

RPI 1-25				RPI 26-50				RPI 51-100				RPI 101+ Team's RPI: 318			
RPI	S	Opponent	Score	RPI	S	Opponent	Score	RPI	S	Opponent	Score	RPI	S	Opponent	Score
14	A	Western Ky.	44 96					94	A	Ole Miss	47 71	104	H	East Tenn. St.	64 88
								95	H	Kennesaw St.	73 66	147	H	Louisiana Tech	68 70
												155	A	Alabama	44 75
												179	A	Samford	50 61
												221	H	Eastern Ky.	56 62
												263	H	Grambling	59 56
												272	H	Jackson St.	71 75
												299	A	Southeast Mo. St.	38 66
												301	A	South Carolina St.	62 69
												311	A	Murray St.	81 102
												333	A	Mississippi Val.	63 58
LAST 12 Division I GAMES:															
272	H	Jackson St.	71 75	333	A	Mississippi Val.	63 58								
95	H	Kennesaw St.	73 66	263	H	Grambling	59 56								
94	A	Ole Miss	47 71	14	A	Western Ky.	44 96								
221	H	Eastern Ky.	56 62	147	H	Louisiana Tech	68 70								
301	A	South Carolina St.	62 69	155	A	Alabama	44 75								
104	H	East Tenn. St.	64 88	179	A	Samford	50 61								

Non-Div I Games:

Alabama A&amp;M

■ Loss, 
 ■ Non-Conf, S Site, 
 ■ Home 
 ■ Away 
 N Neutral

Average RPI Win:	290	WON-LOST	WINNING	LAST 10	STRENGTH OF	OPP. STRENGTH	TEAM	ADJ.	CONF.	ADJ CONF.
Average RPI Loss:	172	RECORD	PCT. RANK	GAMES	SCHEDULE	OF SCHEDULE	RPI	RPI	RPI	RPI
DIV. I ONLY	3- 7	267	2- 6	341	187	293	293	33	33	
DIV. I NON-CONF.	1- 6	316	1- 6	278	192	292	292	30	30	
TOTALS	RPI 1-25	RPI 26-50	W-L RECORDS	RPI 51-100	RPI 101-150	RPI 150+				
3- 7	0- 1	0- 0	OVERALL	0- 1	0- 0	3- 5				
1- 1	0- 0	0- 0	HOME	0- 0	0- 0	1- 1				
2- 6	0- 1	0- 0	AWAY	0- 1	0- 0	2- 4				
0- 0	0- 0	0- 0	NEUTRAL	0- 0	0- 0	0- 0				
1- 6	0- 1	0- 0	NON-CONFERENCE	0- 1	0- 0	1- 4				
0- 0	0- 0	0- 0	HOME	0- 0	0- 0	0- 0				
1- 6	0- 1	0- 0	AWAY	0- 1	0- 0	1- 4				
0- 0	0- 0	0- 0	NEUTRAL	0- 0	0- 0	0- 0				
2- 1	0- 0	0- 0	CONFERENCE	0- 0	0- 0	2- 1				
1- 1	0- 0	0- 0	HOME	0- 0	0- 0	1- 1				
1- 0	0- 0	0- 0	AWAY	0- 0	0- 0	1- 0				
0- 0	0- 0	0- 0	NEUTRAL	0- 0	0- 0	0- 0				

RPI 1-25				RPI 26-50				RPI 51-100				RPI 101+ Team's RPI: 293			
RPI	S	Opponent	Score	RPI	S	Opponent	Score	RPI	S	Opponent	Score	RPI	S	Opponent	Score
14	A	Western Ky.	54 93					70	A	Georgia Tech	53 77	164	A	Troy	50 70
												174	A	Savannah St.	62 71
												179	A	Samford	43 56
												263	H	Grambling	53 30
												272	H	Jackson St.	85 90
												288	A	Ark.-Pine Bluff	64 53
												319	A	Florida A&M	64 49
												328	A	South Ala.	61 64
LAST 12 Division I GAMES:															
263	H	Grambling	53 30	288	A	Ark.-Pine Bluff	64 53	272	H	Jackson St.	85 90	174	A	Savannah St.	62 71
179	A	Samford	43 56	70	A	Georgia Tech	53 77	319	A	Florida A&M	64 49				
70	A	Georgia Tech	53 77												
164	A	Troy	50 70												
14	A	Western Ky.	54 93												
328	A	South Ala.	61 64												

Non-Div I Games: Mobile 66 30 Bluefield St. 82 73 Stillman 75 66

Alabama St.

Loss, Non-Conf, S Site, H Home A Away N Neutral

## Albany (NY)

Through Games Of Jan. 11, 2015

Average RPI Win:	208	WON-LOST	WINNING	LAST 10	STRENGTH OF	OPP. STRENGTH	TEAM	ADJ.	CONF.	ADJ CONF.
Average RPI Loss:	90	RECORD	PCT. RANK	GAMES	SCHEDULE	OF SCHEDULE	RPI	RPI	RPI	RPI
DIV. I ONLY	10- 6	104	0- 1	132	126	71	71	23	23	
DIV. I NON-CONF.	7- 6	154	0- 1	171	81	99	99	24	24	
TOTALS	RPI 1-25	RPI 26-50	W-L RECORDS	RPI 51-100	RPI 101-150	RPI 150+				
10- 6	0- 2	0- 1	OVERALL	0- 1	3- 0	7- 2				
2- 2	0- 0	0- 0	HOME	0- 1	0- 0	2- 1				
8- 4	0- 2	0- 1	AWAY	0- 0	3- 0	5- 1				
0- 0	0- 0	0- 0	NEUTRAL	0- 0	0- 0	0- 0				
7- 6	0- 2	0- 1	NON-CONFERENCE	0- 1	2- 0	5- 2				
1- 2	0- 0	0- 0	HOME	0- 1	0- 0	1- 1				
6- 4	0- 2	0- 1	AWAY	0- 0	2- 0	4- 1				
0- 0	0- 0	0- 0	NEUTRAL	0- 0	0- 0	0- 0				
3- 0	0- 0	0- 0	CONFERENCE	0- 0	1- 0	2- 0				
1- 0	0- 0	0- 0	HOME	0- 0	0- 0	1- 0				
2- 0	0- 0	0- 0	AWAY	0- 0	1- 0	1- 0				
0- 0	0- 0	0- 0	NEUTRAL	0- 0	0- 0	0- 0				

RPI 1-25				RPI 26-50				RPI 51-100				Team's RPI: 71	RPI 101+			
RPI	S	Opponent	Score	RPI	S	Opponent	Score	RPI	S	Opponent	Score		RPI	S	Opponent	Score
10	A	North Carolina	56 71	37	A	Quinnipiac	62 66	84	H	Hofstra	55 65		122	A	Maine	49 43
14	A	Western Ky.	54 63										145	A	Pepperdine	62 36
													146	A	Siena	76 57
													156	A	Marist	58 61
													160	H	New Hampshire	76 65
													172	A	Cal St. Fullerton	71 49
													239	H	Northeastern	67 70
													242	A	Penn St.	54 53
													245	A	UMass Lowell	78 50
													246	A	Canisius	64 59
													269	A	Colgate	67 48
													330	H	St. Francis Brooklyn	90 47
LAST 12 Division I GAMES:																
10	A	North Carolina	56 71	14	A	Western Ky.	54 63	239	H	Northeastern	67 70	245	A	UMass Lowell	78 50	
172	A	Cal St. Fullerton	71 49	160	H	New Hampshire	76 65	122	A	Maine	49 43	156	A	Marist	58 61	
145	A	Pepperdine	62 36	37	A	Quinnipiac	62 66	156	A	Marist	58 61	269	A	Colgate	67 48	
146	A	Siena	76 57	269	A	Colgate	67 48									

Non-Div I Games:

Albany (NY)

■ Loss, 
 ■ Non-Conf, 
 ■ S Site, 
 ■ H Home 
 ■ A Away 
 N Neutral



Average RPI Win:	245	WON-LOST	WINNING	LAST 10	STRENGTH OF	OPP. STRENGTH	TEAM	ADJ.	CONF.	ADJ CONF.
Average RPI Loss:	204	RECORD	PCT. RANK	GAMES	SCHEDULE	OF SCHEDULE	RPI	RPI	RPI	RPI
DIV. I ONLY	3- 9	282	2- 1	301	287	320	320	33	33	
DIV. I NON-CONF.	1- 8	322	0- 0	256	249	337	337	30	30	
TOTALS	RPI 1-25	RPI 26-50	W-L RECORDS	RPI 51-100	RPI 101-150	RPI 150+				
3- 9	0- 1	0- 0	OVERALL	0- 1	0- 1	3- 6				
2- 3	0- 0	0- 0	HOME	0- 0	0- 1	2- 2				
1- 6	0- 0	0- 0	AWAY	0- 1	0- 0	1- 0				
0- 0	0- 0	0- 0	NEUTRAL	0- 0	0- 0	0- 0				
1- 8	0- 1	0- 0	NON-CONFERENCE	0- 1	0- 1	1- 5				
1- 2	0- 0	0- 0	HOME	0- 0	0- 1	1- 1				
0- 6	0- 1	0- 0	AWAY	0- 1	0- 0	0- 4				
0- 0	0- 0	0- 0	NEUTRAL	0- 0	0- 0	0- 0				
2- 1	0- 0	0- 0	CONFERENCE	0- 0	0- 0	2- 1				
1- 1	0- 0	0- 0	HOME	0- 0	0- 0	1- 1				
1- 0	0- 0	0- 0	AWAY	0- 0	0- 0	1- 0				
0- 0	0- 0	0- 0	NEUTRAL	0- 0	0- 0	0- 0				

RPI 1-25				RPI 26-50				RPI 51-100				RPI 101+ Team's RPI: 320			
RPI	S	Opponent	Score	RPI	S	Opponent	Score	RPI	S	Opponent	Score	RPI	S	Opponent	Score
22	A	Nebraska	49 83					87	A	Michigan St.	41 77	133	H	La.-Lafayette	57 64
												228	H	Prairie View	68 46
												230	H	Central Ark.	36 62
												234	H	La.-Monroe	62 53
												243	A	UTEP	53 63
												253	A	Rice	33 61
												260	H	Texas Southern	66 75
												270	A	UAB	43 57
												272	A	Jackson St.	76 69
												335	A	Omaha	39 59
LAST 12 Division I GAMES:															
133	H	La.-Lafayette	57 64	272	A	Jackson St.	76 69								
87	A	Michigan St.	41 77	260	H	Texas Southern	66 75								
234	H	La.-Monroe	62 53	228	H	Prairie View	68 46								
230	H	Central Ark.	36 62	243	A	UTEP	53 63								
253	A	Rice	33 61	22	A	Nebraska	49 83								
270	A	UAB	43 57	335	A	Omaha	39 59								

Non-Div I Games:

Alcorn

■ Loss, 
 ■ Non-Conf, S Site, 
 ■ Home 
 ■ Away 
 N Neutral

Average RPI Win:	232	WON-LOST	WINNING	LAST 10	STRENGTH OF	OPP. STRENGTH	TEAM	ADJ.	CONF.	ADJ CONF.
Average RPI Loss:	65	RECORD	PCT. RANK	GAMES	SCHEDULE	OF SCHEDULE	RPI	RPI	RPI	RPI
DIV. I ONLY	9- 6	116	7- 3	87	136	77	77	21	21	
DIV. I NON-CONF.	5- 6	175	5- 3	27	112	81	81	22	22	
TOTALS	RPI 1-25	RPI 26-50	W-L RECORDS	RPI 51-100	RPI 101-150	RPI 150+				
9- 6	0- 3	1- 1	OVERALL	0- 0	1- 0	7- 2				
2- 3	0- 2	0- 1	HOME	0- 0	0- 0	2- 0				
5- 3	0- 1	0- 0	AWAY	0- 0	0- 0	5- 2				
2- 0	0- 0	1- 0	NEUTRAL	0- 0	1- 0	0- 0				
5- 6	0- 3	1- 1	NON-CONFERENCE	0- 0	1- 0	3- 2				
1- 3	0- 2	0- 1	HOME	0- 0	0- 0	1- 0				
2- 3	0- 1	0- 0	AWAY	0- 0	0- 0	2- 2				
2- 0	0- 0	1- 0	NEUTRAL	0- 0	1- 0	0- 0				
4- 0	0- 0	0- 0	CONFERENCE	0- 0	0- 0	4- 0				
1- 0	0- 0	0- 0	HOME	0- 0	0- 0	1- 0				
3- 0	0- 0	0- 0	AWAY	0- 0	0- 0	3- 0				
0- 0	0- 0	0- 0	NEUTRAL	0- 0	0- 0	0- 0				

RPI	S	Opponent	Score	RPI	S	Opponent	Score	RPI	S	Opponent	Score	RPI	S	Opponent	Score
6	A	Maryland	50 94	28	H	James Madison	65 69					134	N	Oregon	72 64
16	H	Princeton	56 63	43	N	Gonzaga	59 56					157	A	Bucknell	60 55
17	H	George Washington	52 63									159	A	Wake Forest	64 77
												165	A	Massachusetts	61 71
												240	A	Holy Cross	74 63
												269	A	Colgate	66 58
												273	H	Loyola Maryland	62 50
												321	A	UMES	64 52
												322	H	UMBC	77 51
												325	A	Manhattan	60 52
LAST 12 Division I GAMES:															
159	A	Wake Forest	64 77	269	A	Colgate	66 58								
321	A	UMES	64 52	273	H	Loyola Maryland	62 50								
325	A	Manhattan	60 52	240	A	Holy Cross	74 63								
6	A	Maryland	50 94	157	A	Bucknell	60 55								
165	A	Massachusetts	61 71	134	N	Oregon	72 64								
322	H	UMBC	77 51	43	N	Gonzaga	59 56								

Non-Div I Games:

American

■ Loss, 
 ■ Non-Conf, 
 ■ S Site, 
 ■ H Home 
 ■ A Away 
 N Neutral

Average RPI Win:	228	WON-LOST	WINNING	LAST 10	STRENGTH OF	OPP. STRENGTH	TEAM	ADJ.	CONF.	ADJ CONF.
Average RPI Loss:	81	RECORD	PCT. RANK	GAMES	SCHEDULE	OF SCHEDULE	RPI	RPI	RPI	RPI
DIV. I ONLY	6- 6	159	4- 5	67	155	93	93	17	17	
DIV. I NON-CONF.	4- 4	158	4- 3	75	157	108	108	17	17	
TOTALS	RPI 1-25	RPI 26-50	W-L RECORDS	RPI 51-100	RPI 101-150	RPI 150+				
6- 6	0- 2	0- 1	OVERALL	0- 1	2- 1	4- 1				
4- 1	0- 0	0- 0	HOME	0- 0	1- 0	3- 1				
2- 5	0- 2	0- 1	AWAY	0- 1	1- 1	1- 0				
0- 0	0- 0	0- 0	NEUTRAL	0- 0	0- 0	0- 0				
4- 4	0- 2	0- 0	NON-CONFERENCE	0- 0	1- 1	3- 1				
3- 1	0- 0	0- 0	HOME	0- 0	0- 0	3- 1				
1- 3	0- 2	0- 0	AWAY	0- 0	1- 1	0- 0				
0- 0	0- 0	0- 0	NEUTRAL	0- 0	0- 0	0- 0				
2- 2	0- 0	0- 1	CONFERENCE	0- 1	1- 0	1- 0				
1- 0	0- 0	0- 0	HOME	0- 0	1- 0	0- 0				
1- 2	0- 0	0- 1	AWAY	0- 1	0- 0	1- 0				
0- 0	0- 0	0- 0	NEUTRAL	0- 0	0- 0	0- 0				

RPI 1-25				RPI 26-50				RPI 51-100				Team's RPI: 93				RPI 101+			
RPI	S	Opponent	Score	RPI	S	Opponent	Score	RPI	S	Opponent	Score	RPI	S	Opponent	Score	RPI	S	Opponent	Score
3	A	Kentucky	74 111	47	A	UALR	48 69	80	A	Arkansas St.	75 89	104	A	East Tenn. St.	76 70				
10	A	North Carolina	52 84									110	A	Furman	79 84				
												133	H	La.-Lafayette	63 51				
												232	H	N.C. A&T	72 70				
												235	H	Radford	67 68				
												268	H	UNCW	82 72				
												304	H	Gardner-Webb	77 69				
												328	A	South Ala.	67 63				
LAST 12 Division I GAMES:																			
232	H	N.C. A&T	72 70	47	A	UALR	48 69	328	A	South Ala.	67 63	133	H	La.-Lafayette	63 51				
10	A	North Carolina	52 84					80	A	Arkansas St.	75 89	104	A	East Tenn. St.	76 70				
110	A	Furman	79 84					3	A	Kentucky	74 111								
235	H	Radford	67 68																
304	H	Gardner-Webb	77 69																
268	H	UNCW	82 72																

Non-Div I Games: Catawba 81 64

Appalachian St.

■ Loss, 
 ■ Non-Conf, S Site, 
 ■ Home 
 ■ Away 
 N Neutral

Average RPI Win:	266	WON-LOST	WINNING	LAST 10	STRENGTH OF	OPP. STRENGTH	TEAM	ADJ.	CONF.	ADJ CONF.
Average RPI Loss:	77	RECORD	PCT. RANK	GAMES	SCHEDULE	OF SCHEDULE	RPI	RPI	RPI	RPI
DIV. I ONLY	7- 8	184	0- 1	110	163	169	169	5	5	
DIV. I NON-CONF.	7- 4	108	0- 1	293	304	194	194	3	3	
TOTALS	RPI 1-25	RPI 26-50	W-L RECORDS	RPI 51-100	RPI 101-150	RPI 150+				
7- 8	0- 3	0- 0	OVERALL	0- 2	0- 2	7- 1				
5- 4	0- 2	0- 0	HOME	0- 1	0- 1	5- 0				
2- 3	0- 0	0- 0	AWAY	0- 0	0- 0	2- 0				
0- 1	0- 0	0- 0	NEUTRAL	0- 1	0- 0	0- 0				
7- 4	0- 0	0- 0	NON-CONFERENCE	0- 1	0- 2	7- 1				
5- 1	0- 0	0- 0	HOME	0- 0	0- 1	5- 0				
2- 2	0- 0	0- 0	AWAY	0- 0	0- 1	2- 1				
0- 1	0- 0	0- 0	NEUTRAL	0- 1	0- 0	0- 0				
0- 4	0- 3	0- 0	CONFERENCE	0- 1	0- 0	0- 0				
0- 3	0- 2	0- 0	HOME	0- 1	0- 0	0- 0				
0- 1	0- 1	0- 0	AWAY	0- 0	0- 0	0- 0				
0- 0	0- 0	0- 0	NEUTRAL	0- 0	0- 0	0- 0				

RPI 1-25				RPI 26-50				RPI 51-100				RPI 101+ Team's RPI: 169			
RPI	S	Opponent	Score	RPI	S	Opponent	Score	RPI	S	Opponent	Score	RPI	S	Opponent	Score
5	A	Arizona St.	54 71					56	H	Washington St.	70 81	109	A	Texas Tech	54 57
5	H	Arizona St.	41 88					99	N	Toledo	54 69	117	H	Bakersfield	72 76
23	H	Washington	69 79									159	A	Wake Forest	72 69
												196	H	UT Martin	61 56
												203	A	Stephen F. Austin	60 72
												263	H	Grambling	65 51
												270	H	UAB	49 44
												314	A	FIU	65 58
												316	H	Southern U.	56 45
												343	H	UC Santa Barbara	61 34
LAST 12 Division I GAMES:															
56	H	Washington St.	70 81	99	N	Toledo	54 69	5	A	Arizona St.	54 71				
196	H	UT Martin	61 56	5	H	Arizona St.	41 88	23	H	Washington	69 79				
203	A	Stephen F. Austin	60 72	263	H	Grambling	65 51	314	A	FIU	65 58				
270	H	UAB	49 44												
316	H	Southern U.	56 45												
159	A	Wake Forest	72 69												

Non-Div I Games:

Arizona

■ Loss, 
■ Non-Conf, 
■ S Site, 
■ H Home 
■ A Away 
N Neutral

Average RPI Win:	111	WON-LOST	WINNING	LAST 10	STRENGTH OF	OPP. STRENGTH	TEAM	ADJ.	CONF.	ADJ CONF.
Average RPI Loss:	9	RECORD	PCT. RANK	GAMES	SCHEDULE	OF SCHEDULE	RPI	RPI	RPI	RPI
DIV. I ONLY	15- 1	4	2- 0	17	17	5	5	5	5	5
DIV. I NON-CONF.	11- 1	11	2- 0	32	18	5	5	3	3	3
TOTALS	RPI 1-25	RPI 26-50	W-L RECORDS	RPI 51-100	RPI 101-150	RPI 150+				
15- 1	1- 1	3- 0	OVERALL	3- 0	4- 0	4- 0				
10- 0	1- 0	2- 0	HOME	2- 0	3- 0	2- 0				
3- 0	0- 0	0- 0	AWAY	1- 0	0- 0	2- 0				
2- 1	0- 1	1- 0	NEUTRAL	0- 0	1- 0	0- 0				
11- 1	0- 1	3- 0	NON-CONFERENCE	2- 0	4- 0	2- 0				
7- 0	0- 0	2- 0	HOME	1- 0	3- 0	1- 0				
2- 0	0- 0	0- 0	AWAY	1- 0	0- 0	1- 0				
2- 1	0- 1	1- 0	NEUTRAL	0- 0	1- 0	0- 0				
4- 0	1- 0	0- 0	CONFERENCE	1- 0	0- 0	2- 0				
3- 0	1- 0	0- 0	HOME	1- 0	0- 0	1- 0				
1- 0	0- 0	0- 0	AWAY	0- 0	0- 0	1- 0				
0- 0	0- 0	0- 0	NEUTRAL	0- 0	0- 0	0- 0				

RPI 1-25				RPI 26-50				RPI 51-100				RPI 101+			
RPI	S	Opponent	Score	RPI	S	Opponent	Score	RPI	S	Opponent	Score	RPI	S	Opponent	Score
9	N	Green Bay	57 63	33	H	Middle Tenn.	81 67	56	H	Washington St.	78 64	103	H	Lehigh	81 61
23	H	Washington	62 48	35	H	Northwestern	88 75	61	A	Miami (FL)	65 61	108	N	Villanova	51 46
				46	N	Vanderbilt	72 67	91	H	UC Davis	72 51	117	H	Bakersfield	83 54
												143	H	Yale	69 51
												169	A	Arizona	88 41
												169	H	Arizona	71 54
												204	H	SMU	77 42
												310	A	Illinois St.	89 44
LAST 12 Division I GAMES:															
				56	H	Washington St.	78 64	35	H	Northwestern	88 75				
				23	H	Washington	62 48	46	N	Vanderbilt	72 67				
				143	H	Yale	69 51	169	H	Arizona	71 54				
				103	H	Lehigh	81 61	169	A	Arizona	88 41				
				310	A	Illinois St.	89 44	204	H	SMU	77 42				
				91	H	UC Davis	72 51	9	N	Green Bay	57 63				

Non-Div I Games:

Arizona St.

■ Loss, 
■ Non-Conf, 
■ S Site, 
■ H Home 
■ A Away 
N Neutral

Average RPI Win:	333	WON-LOST	WINNING	LAST 10	STRENGTH OF	OPP. STRENGTH	TEAM	ADJ.	CONF.	ADJ CONF.
Average RPI Loss:	145	RECORD	PCT. RANK	GAMES	SCHEDULE	OF SCHEDULE	RPI	RPI	RPI	RPI
DIV. I ONLY	1- 9	337	0- 1	101	272	288	288	33	33	
DIV. I NON-CONF.	0- 8	338	0- 2	10	237	256	256	30	30	
TOTALS	RPI 1-25	RPI 26-50	W-L RECORDS	RPI 51-100	RPI 101-150	RPI 150+				
1- 9	0- 0	0- 3	OVERALL	0- 1	0- 1	1- 4				
1- 1	0- 0	0- 0	HOME	0- 0	0- 0	1- 1				
0- 8	0- 0	0- 0	AWAY	0- 0	0- 0	0- 0				
0- 0	0- 0	0- 0	NEUTRAL	0- 0	0- 0	0- 0				
0- 8	0- 0	0- 3	NON-CONFERENCE	0- 1	0- 1	0- 3				
0- 0	0- 0	0- 0	HOME	0- 0	0- 0	0- 0				
0- 8	0- 0	0- 3	AWAY	0- 1	0- 1	0- 3				
0- 0	0- 0	0- 0	NEUTRAL	0- 0	0- 0	0- 0				
1- 1	0- 0	0- 0	CONFERENCE	0- 0	0- 0	1- 1				
1- 1	0- 0	0- 0	HOME	0- 0	0- 0	1- 1				
0- 0	0- 0	0- 0	AWAY	0- 0	0- 0	0- 0				
0- 0	0- 0	0- 0	NEUTRAL	0- 0	0- 0	0- 0				

RPI 1-25				RPI 26-50				RPI 51-100				RPI 101+				Team's RPI: 288	
RPI	S	Opponent	Score	RPI	S	Opponent	Score	RPI	S	Opponent	Score	RPI	S	Opponent	Score		
				31	A	Mississippi St.	26 83	68	A	Oklahoma St.	45 90	120	A	Xavier	52 89		
				42	A	Wichita St.	26 55					155	A	Alabama	27 71		
				50	A	Iowa St.	56 82					270	A	UAB	56 65		
												278	A	Cincinnati	57 73		
												293	H	Alabama St.	53 64		
												333	H	Mississippi Val.	65 47		
LAST 12 Division I GAMES:																	
				31	A	Mississippi St.	26 83	120	A	Xavier	52 89						
				270	A	UAB	56 65	42	A	Wichita St.	26 55						
				155	A	Alabama	27 71	293	H	Alabama St.	53 64						
				50	A	Iowa St.	56 82	333	H	Mississippi Val.	65 47						
				68	A	Oklahoma St.	45 90										
				278	A	Cincinnati	57 73										

Non-Div I Games: Talladega 66 70 Philander Smith 76 62 Lane 83 54

Ark.-Pine Bluff

Loss, Non-Conf, S Site, H Home A Away N Neutral

## Arkansas

Through Games Of Jan. 11, 2015

Average RPI Win:	143	WON-LOST	WINNING	LAST 10	STRENGTH OF	OPP. STRENGTH	TEAM	ADJ.	CONF.	ADJ CONF.
Average RPI Loss:	48	RECORD	PCT. RANK	GAMES	SCHEDULE	OF SCHEDULE	RPI	RPI	RPI	RPI
DIV. I ONLY	10- 6	104	4- 6	16	43	52	52	3	3	
DIV. I NON-CONF.	10- 2	31	6- 2	102	42	46	46	4	4	
TOTALS	RPI 1-25	RPI 26-50	W-L RECORDS	RPI 51-100	RPI 101-150	RPI 150+				
10- 6	1- 1	2- 2	OVERALL	0- 3	1- 0	6- 0				
5- 4	0- 1	1- 1	HOME	0- 2	0- 0	4- 0				
3- 2	0- 0	1- 1	AWAY	0- 1	0- 0	2- 0				
2- 0	1- 0	0- 0	NEUTRAL	0- 0	1- 0	0- 0				
10- 2	1- 0	2- 0	NON-CONFERENCE	0- 2	1- 0	6- 0				
5- 2	0- 0	1- 0	HOME	0- 2	0- 0	4- 0				
3- 0	0- 0	1- 0	AWAY	0- 0	0- 0	2- 0				
2- 0	1- 0	0- 0	NEUTRAL	0- 0	1- 0	0- 0				
0- 4	0- 1	0- 2	CONFERENCE	0- 1	0- 0	0- 0				
0- 2	0- 1	0- 1	HOME	0- 0	0- 0	0- 0				
0- 2	0- 0	0- 1	AWAY	0- 1	0- 0	0- 0				
0- 0	0- 0	0- 0	NEUTRAL	0- 0	0- 0	0- 0				

RPI 1-25				RPI 26-50				RPI 51-100 Team's RPI: 52				RPI 101+			
RPI	S	Opponent	Score	RPI	S	Opponent	Score	RPI	S	Opponent	Score	RPI	S	Opponent	Score
2	H	Tennessee	51 60	29	H	Texas A&M	50 52	56	H	Rutgers	52 64	101	N	Richmond	74 55
20	N	Iowa	77 67	31	A	Mississippi St.	57 72	73	H	South Dakota St.	75 80	167	H	Northwestern St.	78 30
				33	A	Middle Tenn.	58 51	94	A	Ole Miss	57 71	174	H	Savannah St.	75 46
				44	H	Oklahoma	71 64					180	A	Missouri St.	59 50
												201	A	Tulsa	64 53
												249	H	Nicholls St.	63 52
												263	H	Grambling	77 35
LAST 12 Division I GAMES:															
201	A	Tulsa	64 53	2	H	Tennessee	51 60	31	A	Mississippi St.	57 72				
180	A	Missouri St.	59 50	29	H	Texas A&M	50 52	94	A	Ole Miss	57 71				
56	H	Rutgers	52 64	73	H	South Dakota St.	75 80	263	H	Grambling	77 35				
101	N	Richmond	74 55	44	H	Oklahoma	71 64								
20	N	Iowa	77 67												

Non-Div I Games:

Arkansas

Loss, 
Non-Conf, S Site, 
H Home
A Away 
N Neutral

Average RPI Win:	220	WON-LOST	WINNING	LAST 10	STRENGTH OF	OPP. STRENGTH	TEAM	ADJ.	CONF.	ADJ CONF.
Average RPI Loss:	54	RECORD	PCT. RANK	GAMES	SCHEDULE	OF SCHEDULE	RPI	RPI	RPI	RPI
DIV. I ONLY	9- 5	98	0- 1	181	41	80	80	17	17	
DIV. I NON-CONF.	4- 5	187	0- 1	65	12	78	78	17	17	
TOTALS	RPI 1-25	RPI 26-50	W-L RECORDS	RPI 51-100	RPI 101-150	RPI 150+				
9- 5	0- 2	1- 1	OVERALL	1- 2	0- 0	7- 0				
4- 1	0- 1	1- 0	HOME	1- 0	0- 0	2- 0				
5- 4	0- 1	0- 1	AWAY	0- 2	0- 0	5- 0				
0- 0	0- 0	0- 0	NEUTRAL	0- 0	0- 0	0- 0				
4- 5	0- 2	1- 1	NON-CONFERENCE	0- 2	0- 0	3- 0				
2- 1	0- 1	1- 0	HOME	0- 0	0- 0	1- 0				
2- 4	0- 1	0- 1	AWAY	0- 2	0- 0	2- 0				
0- 0	0- 0	0- 0	NEUTRAL	0- 0	0- 0	0- 0				
5- 0	0- 0	0- 0	CONFERENCE	1- 0	0- 0	4- 0				
2- 0	0- 0	0- 0	HOME	1- 0	0- 0	1- 0				
3- 0	0- 0	0- 0	AWAY	0- 0	0- 0	3- 0				
0- 0	0- 0	0- 0	NEUTRAL	0- 0	0- 0	0- 0				

RPI 1-25				RPI 26-50				RPI 51-100 Team's RPI: 80				RPI 101+			
RPI	S	Opponent	Score	RPI	S	Opponent	Score	RPI	S	Opponent	Score	RPI	S	Opponent	Score
15	H	FGCU	68 74	31	A	Mississippi St.	83 93	93	H	Appalachian St.	89 75	180	A	Missouri St.	78 62
24	A	Ohio St.	52 67	41	H	Chattanooga	57 52	98	A	Colorado	69 80	234	A	La.-Monroe	77 57
								100	A	Kansas	48 62	267	A	Texas-Arlington	80 77
												272	H	Jackson St.	92 60
												276	H	Ga. Southern	86 63
												285	A	Kent St.	59 44
												328	A	South Ala.	62 50
LAST 12 Division I GAMES:															
15	H	FGCU	68 74	98	A	Colorado	69 80								
180	A	Missouri St.	78 62	267	A	Texas-Arlington	80 77								
285	A	Kent St.	59 44	276	H	Ga. Southern	86 63								
100	A	Kansas	48 62	234	A	La.-Monroe	77 57								
24	A	Ohio St.	52 67	93	H	Appalachian St.	89 75								
41	H	Chattanooga	57 52	328	A	South Ala.	62 50								

Non-Div I Games: Christian Bros. 79 39

Arkansas St.

■ Loss, 
■ Non-Conf, S Site, 
■ Home 
■ Away 
N Neutral





Average RPI Win:	203	WON-LOST	WINNING	LAST 10	STRENGTH OF	OPP. STRENGTH	TEAM	ADJ.	CONF.	ADJ CONF.
Average RPI Loss:	81	RECORD	PCT. RANK	GAMES	SCHEDULE	OF SCHEDULE	RPI	RPI	RPI	RPI
DIV. I ONLY	9- 8	153	4- 6	92	57	113	113	3	3	
DIV. I NON-CONF.	9- 4	84	6- 2	215	69	94	94	4	4	
TOTALS	RPI 1-25	RPI 26-50	W-L RECORDS	RPI 51-100	RPI 101-150	RPI 150+				
9- 8	1- 2	0- 2	OVERALL	0- 2	0- 0	8- 2				
7- 2	1- 0	0- 1	HOME	0- 0	0- 0	6- 1				
1- 5	0- 2	0- 1	AWAY	0- 1	0- 0	1- 1				
1- 1	0- 0	0- 0	NEUTRAL	0- 1	0- 0	1- 0				
9- 4	1- 0	0- 1	NON-CONFERENCE	0- 2	0- 0	8- 1				
7- 0	1- 0	0- 0	HOME	0- 0	0- 0	6- 0				
1- 3	0- 0	0- 1	AWAY	0- 1	0- 0	1- 1				
1- 1	0- 0	0- 0	NEUTRAL	0- 1	0- 0	1- 0				
0- 4	0- 2	0- 1	CONFERENCE	0- 0	0- 0	0- 1				
0- 2	0- 0	0- 1	HOME	0- 0	0- 0	0- 1				
0- 2	0- 2	0- 0	AWAY	0- 0	0- 0	0- 0				
0- 0	0- 0	0- 0	NEUTRAL	0- 0	0- 0	0- 0				

RPI 1-25				RPI 26-50				RPI 51-100				RPI 101+ Team's RPI: 113			
RPI	S	Opponent	Score	RPI	S	Opponent	Score	RPI	S	Opponent	Score	RPI	S	Opponent	Score
3	A	Kentucky	57 78	34	H	Georgia	52 57	63	N	Hampton	42 44	164	H	Troy	71 54
7	A	South Carolina	58 77	49	A	St. John's (NY)	49 56	88	A	Virginia	51 66	174	H	Savannah St.	62 56
15	H	FGCU	72 69									179	H	Samford	64 41
												188	H	Florida	50 63
												204	N	SMU	56 43
												218	A	Winthrop	54 56
												241	H	Southeastern La.	72 44
												263	H	Grambling	92 42
												271	H	Marquette	79 53
												314	A	FIU	81 44
LAST 12 Division I GAMES:															
204	N	SMU	56 43	34	H	Georgia	52 57								
49	A	St. John's (NY)	49 56	3	A	Kentucky	57 78								
174	H	Savannah St.	62 56	188	H	Florida	50 63								
179	H	Samford	64 41	7	A	South Carolina	58 77								
241	H	Southeastern La.	72 44	63	N	Hampton	42 44								
271	H	Marquette	79 53	314	A	FIU	81 44								

Non-Div I Games:

Auburn

■ Loss, 
■ Non-Conf, 
■ S Site, 
■ H Home 
■ A Away 
N Neutral

Average RPI Win:	207	WON-LOST	WINNING	LAST 10	STRENGTH OF	OPP. STRENGTH	TEAM	ADJ.	CONF.	ADJ CONF.
Average RPI Loss:	160	RECORD	PCT. RANK	GAMES	SCHEDULE	OF SCHEDULE	RPI	RPI	RPI	RPI
DIV. I ONLY	4- 11	278	3- 6	112	299	220	220	27	27	
DIV. I NON-CONF.	2- 10	311	1- 7	104	252	268	268	26	26	
TOTALS	RPI 1-25	RPI 26-50	W-L RECORDS	RPI 51-100	RPI 101-150	RPI 150+				
4- 11	0- 1	0- 1	OVERALL	0- 0	0- 2	4- 7				
1- 3	0- 1	0- 0	HOME	0- 0	0- 1	1- 1				
2- 7	0- 0	0- 1	AWAY	0- 0	0- 1	2- 5				
1- 1	0- 0	0- 0	NEUTRAL	0- 0	0- 0	1- 1				
2- 10	0- 1	0- 1	NON-CONFERENCE	0- 0	0- 2	2- 6				
1- 3	0- 1	0- 0	HOME	0- 0	0- 1	1- 1				
0- 6	0- 0	0- 1	AWAY	0- 0	0- 1	0- 4				
1- 1	0- 0	0- 0	NEUTRAL	0- 0	0- 0	1- 1				
2- 1	0- 0	0- 0	CONFERENCE	0- 0	0- 0	2- 1				
0- 0	0- 0	0- 0	HOME	0- 0	0- 0	0- 0				
2- 1	0- 0	0- 0	AWAY	0- 0	0- 0	2- 1				
0- 0	0- 0	0- 0	NEUTRAL	0- 0	0- 0	0- 0				

RPI 1-25				RPI 26-50				RPI 51-100				RPI 101+ Team's RPI: 220			
RPI	S	Opponent	Score	RPI	S	Opponent	Score	RPI	S	Opponent	Score	RPI	S	Opponent	Score
14	H	Western Ky.	68 91	41	A	Chattanooga	65 76					137	H	Southern Ill.	65 75
												139	A	Memphis	60 65
												151	N	Saint Louis	86 81
												161	A	Montana	62 83
												162	H	Wright St.	73 85
												163	A	Southern Miss.	71 80
												168	A	Jacksonville St.	57 54
												183	A	Evansville	68 72
												221	A	Eastern Ky.	81 71
												226	N	Oral Roberts	60 73
												230	A	Central Ark.	54 63
												289	H	Grand Canyon	84 77
												308	A	Tennessee Tech	71 75
LAST 12 Division I GAMES:															
14	H	Western Ky.	68 91	308	A	Tennessee Tech	71 75								
137	H	Southern Ill.	65 75	168	A	Jacksonville St.	57 54								
139	A	Memphis	60 65	221	A	Eastern Ky.	81 71								
226	N	Oral Roberts	60 73	230	A	Central Ark.	54 63								
163	A	Southern Miss.	71 80	161	A	Montana	62 83								
41	A	Chattanooga	65 76	151	N	Saint Louis	86 81								

Non-Div I Games: Brescia 99 63

Austin Peay

■ Loss, 
 ■ Non-Conf, 
 ■ S Site, 
 ■ H Home 
 ■ A Away 
 N Neutral

Average RPI Win:	202	WON-LOST	WINNING	LAST 10	STRENGTH OF	OPP. STRENGTH	TEAM	ADJ.	CONF.	ADJ CONF.
Average RPI Loss:	59	RECORD	PCT. RANK	GAMES	SCHEDULE	OF SCHEDULE	RPI	RPI	RPI	RPI
DIV. I ONLY	12- 4	50	9- 1	231	60	82	82	7	7	
DIV. I NON-CONF.	7- 3	83	5- 1	164	104	85	85	7	7	
TOTALS	RPI 1-25	RPI 26-50	W-L RECORDS	RPI 51-100	RPI 101-150	RPI 150+				
12- 4	0- 1	0- 1	OVERALL	0- 1	4- 1	8- 0				
6- 1	0- 0	0- 0	HOME	0- 0	2- 1	4- 0				
5- 2	0- 0	0- 1	AWAY	0- 1	1- 0	4- 0				
1- 1	0- 1	0- 0	NEUTRAL	0- 0	1- 0	0- 0				
7- 3	0- 1	0- 0	NON-CONFERENCE	0- 1	2- 1	5- 0				
4- 1	0- 0	0- 0	HOME	0- 0	1- 1	3- 0				
2- 1	0- 0	0- 0	AWAY	0- 1	0- 0	2- 0				
1- 1	0- 1	0- 0	NEUTRAL	0- 0	1- 0	0- 0				
5- 1	0- 0	0- 1	CONFERENCE	0- 0	2- 0	3- 0				
2- 0	0- 0	0- 0	HOME	0- 0	1- 0	1- 0				
3- 1	0- 0	0- 1	AWAY	0- 0	1- 0	2- 0				
0- 0	0- 0	0- 0	NEUTRAL	0- 0	0- 0	0- 0				

RPI 1-25				RPI 26-50				RPI 51-100				Team's RPI: 82		RPI 101+			
RPI	S	Opponent	Score	RPI	S	Opponent	Score	RPI	S	Opponent	Score			RPI	S	Opponent	Score
13	N	Oregon St.	61 71	43	A	Gonzaga	62 78	73	A	South Dakota St.	65 75			105	N	Butler	81 62
														107	H	CSUN	54 63
														115	H	Colorado St.	69 58
														145	A	Pepperdine	84 78
														149	H	San Francisco	65 62
														185	H	Santa Clara	84 55
														190	H	Nevada	65 60
														215	A	Utah	60 56
														247	A	Portland	83 79
														248	H	UNLV	76 61
														257	A	Utah St.	62 58
														281	A	Loyola Marymount	71 63
														282	H	Weber St.	64 53
LAST 12 Division I GAMES:																	
				257	A	Utah St.	62 58					145	A	Pepperdine	84 78		
				215	A	Utah	60 56					281	A	Loyola Marymount	71 63		
				282	H	Weber St.	64 53					149	H	San Francisco	65 62		
				115	H	Colorado St.	69 58					185	H	Santa Clara	84 55		
				248	H	UNLV	76 61					247	A	Portland	83 79		
				13	N	Oregon St.	61 71					43	A	Gonzaga	62 78		

Non-Div I Games: BYU-Hawaii 73 52

BYU

■ Loss, 
 ■ Non-Conf, S Site, 
 ■ Home 
 ■ Away 
 N Neutral

## Bakersfield

Through Games Of Jan. 11, 2015

Average RPI Win:	228	WON-LOST	WINNING	LAST 10	STRENGTH OF	OPP. STRENGTH	TEAM	ADJ.	CONF.	ADJ CONF.
Average RPI Loss:	141	RECORD	PCT. RANK	GAMES	SCHEDULE	OF SCHEDULE	RPI	RPI	RPI	RPI
DIV. I ONLY	11- 4	57	7- 3	296	142	117	117	30	30	
DIV. I NON-CONF.	10- 4	80	8- 3	297	119	124	124	33	33	
TOTALS	RPI 1-25	RPI 26-50	W-L RECORDS	RPI 51-100	RPI 101-150	RPI 150+				
11- 4	0- 2	1- 0	OVERALL	0- 0	1- 0	9- 2				
9- 0	0- 0	1- 0	HOME	0- 0	1- 0	7- 0				
2- 4	0- 2	0- 0	AWAY	0- 0	0- 0	2- 2				
0- 0	0- 0	0- 0	NEUTRAL	0- 0	0- 0	0- 0				
10- 4	0- 2	1- 0	NON-CONFERENCE	0- 0	1- 0	8- 2				
8- 0	0- 0	1- 0	HOME	0- 0	1- 0	6- 0				
2- 4	0- 2	0- 0	AWAY	0- 0	0- 0	2- 2				
0- 0	0- 0	0- 0	NEUTRAL	0- 0	0- 0	0- 0				
1- 0	0- 0	0- 0	CONFERENCE	0- 0	0- 0	1- 0				
1- 0	0- 0	0- 0	HOME	0- 0	0- 0	1- 0				
0- 0	0- 0	0- 0	AWAY	0- 0	0- 0	0- 0				
0- 0	0- 0	0- 0	NEUTRAL	0- 0	0- 0	0- 0				

RPI 1-25				RPI 26-50				RPI 51-100				RPI 101+ Team's RPI: 117			
RPI	S	Opponent	Score	RPI	S	Opponent	Score	RPI	S	Opponent	Score	RPI	S	Opponent	Score
5	A	Arizona St.	54 83	30	H	Fresno St.	80 60					116	H	UC Riverside	66 65
22	A	Nebraska	45 54									152	H	Hawaii	78 69
												169	A	Arizona	76 72
												202	A	Cal Poly	66 71
												248	H	UNLV	74 71
												262	A	UC Irvine	68 65
												262	H	UC Irvine	80 70
												289	H	Grand Canyon	90 67
												291	H	LIU Brooklyn	84 53
												335	A	Omaha	68 80
												343	H	UC Santa Barbara	74 64
												347	H	Air Force	96 56
LAST 12 Division I GAMES:															
262	A	UC Irvine	68 65	289	H	Grand Canyon	90 67								
22	A	Nebraska	45 54	343	H	UC Santa Barbara	74 64								
335	A	Omaha	68 80	202	A	Cal Poly	66 71								
116	H	UC Riverside	66 65	291	H	LIU Brooklyn	84 53								
262	H	UC Irvine	80 70	152	H	Hawaii	78 69								
30	H	Fresno St.	80 60	248	H	UNLV	74 71								

Non-Div I Games: Fresno Pacific 82 60

Bakersfield

■ Loss, 
 ■ Non-Conf, S Site, 
 ■ Home 
 ■ Away 
 N Neutral

Average RPI Win:	218	WON-LOST	WINNING	LAST 10	STRENGTH OF	OPP. STRENGTH	TEAM	ADJ.	CONF.	ADJ CONF.
Average RPI Loss:	65	RECORD	PCT. RANK	GAMES	SCHEDULE	OF SCHEDULE	RPI	RPI	RPI	RPI
DIV. I ONLY	7- 7	159	5- 5	124	71	150	150	15	15	
DIV. I NON-CONF.	4- 7	220	3- 6	107	22	197	197	16	16	
TOTALS	RPI 1-25	RPI 26-50	W-L RECORDS	RPI 51-100	RPI 101-150	RPI 150+				
7- 7	0- 2	0- 2	OVERALL	1- 1	0- 1	6- 1				
6- 2	0- 0	0- 1	HOME	1- 1	0- 0	5- 0				
1- 5	0- 2	0- 1	AWAY	0- 0	0- 1	1- 1				
0- 0	0- 0	0- 0	NEUTRAL	0- 0	0- 0	0- 0				
4- 7	0- 2	0- 2	NON-CONFERENCE	0- 1	0- 1	4- 1				
4- 2	0- 0	0- 1	HOME	0- 1	0- 0	4- 0				
0- 5	0- 2	0- 1	AWAY	0- 0	0- 1	0- 1				
0- 0	0- 0	0- 0	NEUTRAL	0- 0	0- 0	0- 0				
3- 0	0- 0	0- 0	CONFERENCE	1- 0	0- 0	2- 0				
2- 0	0- 0	0- 0	HOME	1- 0	0- 0	1- 0				
1- 0	0- 0	0- 0	AWAY	0- 0	0- 0	1- 0				
0- 0	0- 0	0- 0	NEUTRAL	0- 0	0- 0	0- 0				

RPI 1-25				RPI 26-50				RPI 51-100				RPI 101+ Team's RPI: 150			
RPI	S	Opponent	Score	RPI	S	Opponent	Score	RPI	S	Opponent	Score	RPI	S	Opponent	Score
11	A	Louisville	56 69	40	H	Purdue	60 66	72	H	Western Mich.	54 36	105	A	Butler	41 48
14	A	Western Ky.	59 84	48	A	Pittsburgh	47 59	89	H	Duquesne	62 82	151	A	Saint Louis	68 73
												181	H	Charlotte	76 66
												183	H	Evansville	76 70
												213	H	Oakland	75 50
												279	A	Bowling Green	62 50
												290	H	Miami (OH)	72 41
												311	H	Murray St.	85 59
LAST 12 Division I GAMES:															
181	H	Charlotte	76 66	72	H	Western Mich.	54 36	290	H	Miami (OH)	72 41	151	A	Saint Louis	68 73
105	A	Butler	41 48	48	A	Pittsburgh	47 59	14	A	Western Ky.	59 84	183	H	Evansville	76 70
213	H	Oakland	75 50	11	A	Louisville	56 69	49	A	Pittsburgh	47 59	279	A	Bowling Green	62 50
89	H	Duquesne	62 82									290	H	Miami (OH)	72 41
311	H	Murray St.	85 59									311	H	Murray St.	85 59

Non-Div I Games:

Ball St.

■ Loss, 
 ■ Non-Conf, S Site, 
 ■ Home 
 ■ Away 
 N Neutral

Average RPI Win:	133	WON-LOST	WINNING	LAST 10	STRENGTH OF	OPP. STRENGTH	TEAM	ADJ.	CONF.	ADJ CONF.
Average RPI Loss:	3	RECORD	PCT. RANK	GAMES	SCHEDULE	OF SCHEDULE	RPI	RPI	RPI	RPI
DIV. I ONLY	14- 1	6	10- 0	34	55	8	8	4	4	
DIV. I NON-CONF.	11- 1	11	9- 0	116	36	21	21	5	5	
TOTALS	RPI 1-25	RPI 26-50	W-L RECORDS	RPI 51-100	RPI 101-150	RPI 150+				
14- 1	0- 1	0- 0	OVERALL	7- 0	1- 0	6- 0				
9- 0	0- 0	0- 0	HOME	2- 0	1- 0	6- 0				
3- 1	0- 1	0- 0	AWAY	3- 0	0- 0	0- 0				
2- 0	0- 0	0- 0	NEUTRAL	2- 0	0- 0	0- 0				
11- 1	0- 1	0- 0	NON-CONFERENCE	4- 0	1- 0	6- 0				
8- 0	0- 0	0- 0	HOME	1- 0	1- 0	6- 0				
1- 1	0- 1	0- 0	AWAY	1- 0	0- 0	0- 0				
2- 0	0- 0	0- 0	NEUTRAL	2- 0	0- 0	0- 0				
3- 0	0- 0	0- 0	CONFERENCE	3- 0	0- 0	0- 0				
1- 0	0- 0	0- 0	HOME	1- 0	0- 0	0- 0				
2- 0	0- 0	0- 0	AWAY	2- 0	0- 0	0- 0				
0- 0	0- 0	0- 0	NEUTRAL	0- 0	0- 0	0- 0				

RPI 1-25				RPI 26-50				RPI 51-100				RPI 101+			
RPI	S	Opponent	Score	RPI	S	Opponent	Score	RPI	S	Opponent	Score	RPI	S	Opponent	Score
3	A	Kentucky	64 74					51	H	Stetson	96 42	126	H	Idaho	88 70
								59	N	Syracuse	74 72	156	H	Marist	90 60
								65	A	West Virginia	66 62	178	H	Tex.-Pan American	96 42
								68	H	Oklahoma St.	61 45	203	H	Stephen F. Austin	96 57
								69	A	Kansas St.	74 44	226	H	Oral Roberts	101 60
								87	N	Michigan St.	84 65	228	H	Prairie View	108 64
								94	A	Ole Miss	96 54	257	H	Utah St.	99 43
LAST 12 Division I GAMES:															
203	H	Stephen F. Austin	96 57	65	A	West Virginia	66 62								
126	H	Idaho	88 70	69	A	Kansas St.	74 44								
94	A	Ole Miss	96 54	68	H	Oklahoma St.	61 45								
178	H	Tex.-Pan American	96 42	228	H	Prairie View	108 64								
156	H	Marist	90 60	87	N	Michigan St.	84 65								
51	H	Stetson	96 42	59	N	Syracuse	74 72								

Non-Div I Games:

Baylor

Belmont

Through Games Of Jan. 11, 2015

Average RPI Win:	267	WON-LOST	WINNING	LAST 10	STRENGTH OF	OPP. STRENGTH	TEAM	ADJ.	CONF.	ADJ CONF.
Average RPI Loss:	115	RECORD	PCT. RANK	GAMES	SCHEDULE	OF SCHEDULE	RPI	RPI	RPI	RPI
DIV. I ONLY	4- 12	282	2- 8	64	174	199	199	27	27	
DIV. I NON-CONF.	3- 9	281	3- 5	17	74	128	128	26	26	
TOTALS	RPI 1-25	RPI 26-50	W-L RECORDS	RPI 51-100	RPI 101-150	RPI 150+				
4- 12	0- 3	0- 3	OVERALL	0- 1	1- 1	3- 4				
2- 4	0- 1	0- 1	HOME	0- 0	0- 0	2- 2				
2- 7	0- 2	0- 2	AWAY	0- 0	1- 1	1- 2				
0- 1	0- 0	0- 0	NEUTRAL	0- 1	0- 0	0- 0				
3- 9	0- 3	0- 3	NON-CONFERENCE	0- 1	1- 1	2- 1				
1- 2	0- 1	0- 1	HOME	0- 0	0- 0	1- 0				
2- 6	0- 2	0- 2	AWAY	0- 0	1- 1	1- 1				
0- 1	0- 0	0- 0	NEUTRAL	0- 1	0- 0	0- 0				
1- 3	0- 0	0- 0	CONFERENCE	0- 0	0- 0	1- 3				
1- 2	0- 0	0- 0	HOME	0- 0	0- 0	1- 2				
0- 1	0- 0	0- 0	AWAY	0- 0	0- 0	0- 1				
0- 0	0- 0	0- 0	NEUTRAL	0- 0	0- 0	0- 0				

RPI 1-25				RPI 26-50				RPI 51-100				RPI 101+ Team's RPI: 199			
RPI	S	Opponent	Score	RPI	S	Opponent	Score	RPI	S	Opponent	Score	RPI	S	Opponent	Score
3	A	Kentucky	55 71	34	A	Georgia	43 62	66	N	Akron	58 73	142	A	Mercer	86 83
11	A	Louisville	35 95	41	H	Chattanooga	48 60					148	A	Cleveland St.	86 89
14	H	Western Ky.	50 66	46	A	Vanderbilt	58 65					196	H	UT Martin	68 85
												238	H	SIUE	52 67
												285	A	Kent St.	55 58
												294	A	Eastern Ill.	72 77
												297	H	Lipscomb	80 60
												299	H	Southeast Mo. St.	62 39
												329	A	Denver	72 43
LAST 12 Division I GAMES:															
142	A	Mercer	86 83	294	A	Eastern Ill.	72 77								
148	A	Cleveland St.	86 89	238	H	SIUE	52 67								
3	A	Kentucky	55 71	196	H	UT Martin	68 85								
41	H	Chattanooga	48 60	299	H	Southeast Mo. St.	62 39								
297	H	Lipscomb	80 60	14	H	Western Ky.	50 66								
329	A	Denver	72 43	34	A	Georgia	43 62								

Non-Div I Games: North Ala. 69 72

Belmont

Loss, Non-Conf, S Site, H Home A Away N Neutral



Average RPI Win:	<b>241</b>	WON-LOST	WINNING	LAST 10	STRENGTH OF	OPP. STRENGTH	TEAM	ADJ.	CONF.	ADJ CONF.
Average RPI Loss:	<b>135</b>	RECORD	PCT. RANK	GAMES	SCHEDULE	OF SCHEDULE	RPI	RPI	RPI	RPI
DIV. I ONLY	<b>2- 11</b>	<b>321</b>	<b>2- 6</b>	<b>86</b>	<b>234</b>	<b>264</b>	<b>264</b>	<b>32</b>	<b>32</b>	
DIV. I NON-CONF.	<b>1- 9</b>	<b>328</b>	<b>1- 6</b>	<b>40</b>	<b>277</b>	<b>264</b>	<b>264</b>	<b>31</b>	<b>31</b>	
TOTALS	RPI 1-25	RPI 26-50	W-L RECORDS	RPI 51-100	RPI 101-150	RPI 150+				
2- 11	0- 2	0- 0	OVERALL	0- 4	0- 0	2- 5				
1- 4	0- 1	0- 0	HOME	0- 2	0- 0	1- 1				
1- 5	0- 1	0- 0	AWAY	0- 2	0- 0	1- 2				
0- 2	0- 0	0- 0	NEUTRAL	0- 0	0- 0	0- 2				
1- 9	0- 2	0- 0	NON-CONFERENCE	0- 3	0- 0	1- 4				
1- 3	0- 1	0- 0	HOME	0- 1	0- 0	1- 1				
0- 4	0- 1	0- 0	AWAY	0- 2	0- 0	0- 1				
0- 2	0- 0	0- 0	NEUTRAL	0- 0	0- 0	0- 2				
1- 2	0- 0	0- 0	CONFERENCE	0- 1	0- 0	1- 1				
0- 1	0- 0	0- 0	HOME	0- 1	0- 0	0- 0				
1- 1	0- 0	0- 0	AWAY	0- 0	0- 0	1- 1				
0- 0	0- 0	0- 0	NEUTRAL	0- 0	0- 0	0- 0				

RPI 1-25				RPI 26-50				RPI 51-100				RPI 101+ Team's RPI: 264			
RPI	S	Opponent	Score	RPI	S	Opponent	Score	RPI	S	Opponent	Score	RPI	S	Opponent	Score
15	H	FGCU	46 <b>91</b>					51	A	Stetson	61 <b>91</b>	170	H	Fla. Atlantic	68 <b>88</b>
25	A	Florida St.	34 <b>103</b>					63	H	Hampton	54 <b>61</b>	171	N	Texas St.	40 <b>51</b>
								66	H	Akron	63 <b>81</b>	174	A	Savannah St.	59 52
								86	A	East Carolina	42 <b>71</b>	266	A	Jacksonville	51 <b>64</b>
												274	N	Campbell	55 <b>66</b>
												301	A	South Carolina St.	61 <b>68</b>
												307	H	Western Caro.	63 53
LAST 12 Division I GAMES:															
301	A	South Carolina St.	61 <b>68</b>	63	H	Hampton	54 <b>61</b>								
174	A	Savannah St.	59 52	307	H	Western Caro.	63 53								
86	A	East Carolina	42 <b>71</b>	274	N	Campbell	55 <b>66</b>								
266	A	Jacksonville	51 <b>64</b>	171	N	Texas St.	40 <b>51</b>								
25	A	Florida St.	34 <b>103</b>	15	H	FGCU	46 <b>91</b>								
170	H	Fla. Atlantic	68 <b>88</b>	66	H	Akron	63 <b>81</b>								

Non-Div I Games: Edward Waters 60 42 Lynn 67 48

Bethune-Cookman

Loss, Non-Conf, S Site, H Home A Away N Neutral

Binghamton

Through Games Of Jan. 11, 2015

Average RPI Win:	311	WON-LOST	WINNING	LAST 10	STRENGTH OF	OPP. STRENGTH	TEAM	ADJ.	CONF.	ADJ CONF.
Average RPI Loss:	142	RECORD	PCT. RANK	GAMES	SCHEDULE	OF SCHEDULE	RPI	RPI	RPI	RPI
DIV. I ONLY	4- 12	282	3- 7	190	274	286	286	23	23	
DIV. I NON-CONF.	2- 11	314	1- 8	162	293	297	297	24	24	
TOTALS	RPI 1-25	RPI 26-50	W-L RECORDS	RPI 51-100	RPI 101-150	RPI 150+				
4- 12	0- 1	0- 1	OVERALL	0- 1	0- 4	4- 5				
3- 4	0- 0	0- 0	HOME	0- 0	0- 2	3- 2				
0- 8	0- 0	0- 0	AWAY	0- 0	0- 0	0- 1				
1- 0	0- 0	0- 0	NEUTRAL	0- 0	0- 0	1- 0				
2- 11	0- 1	0- 1	NON-CONFERENCE	0- 1	0- 3	2- 5				
1- 4	0- 0	0- 0	HOME	0- 0	0- 2	1- 2				
0- 7	0- 1	0- 1	AWAY	0- 1	0- 1	0- 3				
1- 0	0- 0	0- 0	NEUTRAL	0- 0	0- 0	1- 0				
2- 1	0- 0	0- 0	CONFERENCE	0- 0	0- 1	2- 0				
2- 0	0- 0	0- 0	HOME	0- 0	0- 0	2- 0				
0- 1	0- 0	0- 0	AWAY	0- 0	0- 1	0- 0				
0- 0	0- 0	0- 0	NEUTRAL	0- 0	0- 0	0- 0				

RPI 1-25				RPI 26-50				RPI 51-100				RPI 101+ Team's RPI: 286			
RPI	S	Opponent	Score	RPI	S	Opponent	Score	RPI	S	Opponent	Score	RPI	S	Opponent	Score
16	A	Princeton	58 96	49	A	St. John's (NY)	51 67	66	A	Akron	49 80	112	A	St. Bonaventure	54 72
												120	H	Xavier	71 89
												132	A	Hartford	44 59
												146	H	Siena	53 62
												157	H	Bucknell	57 68
												173	H	Niagara	52 63
												217	A	NJIT	48 52
												245	H	UMass Lowell	65 64
												246	A	Canisius	75 91
												269	A	Colgate	55 74
												309	H	Vermont	73 62
												341	H	Rider	72 67
												348	N	Delaware St.	90 84
LAST 12 Division I GAMES:															
16	A	Princeton	58 96	309	H	Vermont	73 62								
246	A	Canisius	75 91	132	A	Hartford	44 59								
269	A	Colgate	55 74	245	H	UMass Lowell	65 64								
217	A	NJIT	48 52	157	H	Bucknell	57 68								
112	A	St. Bonaventure	54 72	341	H	Rider	72 67								
49	A	St. John's (NY)	51 67	146	H	Siena	53 62								

Non-Div I Games:

Binghamton

Loss, Non-Conf, S Site, H Home A Away N Neutral

Average RPI Win:	187	WON-LOST	WINNING	LAST 10	STRENGTH OF	OPP. STRENGTH	TEAM	ADJ.	CONF.	ADJ CONF.
Average RPI Loss:	199	RECORD	PCT. RANK	GAMES	SCHEDULE	OF SCHEDULE	RPI	RPI	RPI	RPI
DIV. I ONLY	8- 4	83	0- 0	204	200	124	124	20	20	
DIV. I NON-CONF.	6- 3	92	0- 0	184	245	100	100	19	19	
TOTALS	RPI 1-25	RPI 26-50	W-L RECORDS	RPI 51-100	RPI 101-150	RPI 150+				
8- 4	0- 0	0- 1	OVERALL	0- 0	3- 0	5- 3				
5- 1	0- 0	0- 0	HOME	0- 0	2- 0	3- 1				
2- 2	0- 0	0- 0	AWAY	0- 0	0- 0	2- 2				
1- 1	0- 0	0- 1	NEUTRAL	0- 0	1- 0	0- 0				
6- 3	0- 0	0- 1	NON-CONFERENCE	0- 0	2- 0	4- 2				
4- 0	0- 0	0- 0	HOME	0- 0	1- 0	3- 0				
1- 2	0- 0	0- 0	AWAY	0- 0	0- 0	1- 2				
1- 1	0- 0	0- 1	NEUTRAL	0- 0	1- 0	0- 0				
2- 1	0- 0	0- 0	CONFERENCE	0- 0	1- 0	1- 1				
1- 1	0- 0	0- 0	HOME	0- 0	1- 0	0- 1				
1- 0	0- 0	0- 0	AWAY	0- 0	0- 0	1- 0				
0- 0	0- 0	0- 0	NEUTRAL	0- 0	0- 0	0- 0				

RPI 1-25			RPI 26-50			RPI 51-100			RPI 101+			Team's RPI: 124
RPI	S	Opponent	Score	RPI	S	Opponent	Score	RPI	S	Opponent	Score	
				45	N	Long Beach St.	50 68					
								115	H	Colorado St.	75 65	
								125	H	Eastern Wash.	90 72	
								143	N	Yale	59 53	
								189	H	Montana St.	75 60	
								194	H	New Mexico St.	70 45	
								195	H	Wyoming	59 64	
								222	A	Idaho St.	86 62	
								224	A	Southern Utah	64 66	
								247	H	Portland	94 58	
								257	A	Utah St.	63 53	
								331	A	Utah Valley	60 68	
LAST 12 Division I GAMES:												
222	A	Idaho St.	86 62	195	H	Wyoming	59 64					
143	N	Yale	59 53	257	A	Utah St.	63 53					
45	N	Long Beach St.	50 68	115	H	Colorado St.	75 65					
224	A	Southern Utah	64 66	247	H	Portland	94 58					
194	H	New Mexico St.	70 45	125	H	Eastern Wash.	90 72					
189	H	Montana St.	75 60	331	A	Utah Valley	60 68					

Non-Div I Games: Col. of Idaho 91 40 Carroll (MT) 58 45

Boise St.

Loss, Non-Conf, S Site, H Home A Away N Neutral

Boston College

Through Games Of Jan. 11, 2015

Average RPI Win:	188	WON-LOST	WINNING	LAST 10	STRENGTH OF	OPP. STRENGTH	TEAM	ADJ.	CONF.	ADJ CONF.
Average RPI Loss:	90	RECORD	PCT. RANK	GAMES	SCHEDULE	OF SCHEDULE	RPI	RPI	RPI	RPI
DIV. I ONLY	8- 8	159	0- 1	56	121	106	106	2	2	
DIV. I NON-CONF.	8- 5	124	0- 1	130	183	104	104	2	2	
TOTALS	RPI 1-25	RPI 26-50	W-L RECORDS	RPI 51-100	RPI 101-150	RPI 150+				
8- 8	0- 1	0- 1	OVERALL	1- 3	2- 2	5- 1				
5- 3	0- 0	0- 0	HOME	0- 2	1- 1	4- 0				
2- 5	0- 1	0- 1	AWAY	1- 1	1- 1	0- 1				
1- 0	0- 0	0- 0	NEUTRAL	0- 0	0- 0	1- 0				
8- 5	0- 0	0- 1	NON-CONFERENCE	1- 1	2- 2	5- 1				
5- 2	0- 0	0- 0	HOME	0- 1	1- 1	4- 0				
2- 3	0- 0	0- 1	AWAY	1- 0	1- 1	0- 1				
1- 0	0- 0	0- 0	NEUTRAL	0- 0	0- 0	1- 0				
0- 3	0- 1	0- 0	CONFERENCE	0- 2	0- 0	0- 0				
0- 1	0- 0	0- 0	HOME	0- 1	0- 0	0- 0				
0- 2	0- 1	0- 0	AWAY	0- 1	0- 0	0- 0				
0- 0	0- 0	0- 0	NEUTRAL	0- 0	0- 0	0- 0				

RPI 1-25				RPI 26-50				RPI 51-100				RPI 101+ Team's RPI: 106			
RPI	S	Opponent	Score	RPI	S	Opponent	Score	RPI	S	Opponent	Score	RPI	S	Opponent	Score
1	A	Notre Dame	58 104	32	A	Stanford	63 96	61	A	Miami (FL)	53 74	111	H	Indiana	67 76
								62	A	St. Mary's (CA)	82 72	122	A	Maine	64 69
								70	H	Georgia Tech	77 80	132	A	Hartford	73 61
								84	H	Hofstra	61 75	135	H	Bryant	90 79
												160	H	New Hampshire	64 58
												216	H	Providence	79 51
												239	H	Northeastern	66 56
												240	A	Holy Cross	64 80
												254	N	Brown	90 80
												303	H	Boston U.	73 56
LAST 12 Division I GAMES:															
84	H	Hofstra	61 75	122	A	Maine	64 69	1	A	Notre Dame	58 104	70	H	Georgia Tech	77 80
160	H	New Hampshire	64 58	70	H	Georgia Tech	77 80	61	A	Miami (FL)	53 74	239	H	Northeastern	66 56
240	A	Holy Cross	64 80	61	A	Miami (FL)	53 74	239	H	Northeastern	66 56	216	H	Providence	79 51
132	A	Hartford	73 61	239	H	Northeastern	66 56	216	H	Providence	79 51				
111	H	Indiana	67 76												
254	N	Brown	90 80												

Non-Div I Games:

Boston College

Loss, Non-Conf, S Site, H Home A Away N Neutral

Average RPI Win:	229	WON-LOST	WINNING	LAST 10	STRENGTH OF	OPP. STRENGTH	TEAM	ADJ.	CONF.	ADJ CONF.
Average RPI Loss:	165	RECORD	PCT. RANK	GAMES	SCHEDULE	OF SCHEDULE	RPI	RPI	RPI	RPI

DIV. I ONLY	3- 12	309	1- 9	219	223	303	303	21	21
DIV. I NON-CONF.	3- 8	263	2- 6	269	173	294	294	22	22
TOTALS	RPI 1-25	RPI 26-50	W-L RECORDS	RPI 51-100	RPI 101-150	RPI 150+			
3- 12	0- 0	0- 0	OVERALL	0- 0	0- 5	3- 7			
2- 4	0- 0	0- 0	HOME	0- 0	0- 0	2- 4			
0- 8	0- 0	0- 0	AWAY	0- 0	0- 0	0- 0			
1- 0	0- 0	0- 0	NEUTRAL	0- 0	0- 0	1- 0			
3- 8	0- 0	0- 0	NON-CONFERENCE	0- 0	0- 3	3- 5			
2- 2	0- 0	0- 0	HOME	0- 0	0- 0	2- 2			
0- 6	0- 0	0- 0	AWAY	0- 0	0- 3	0- 3			
1- 0	0- 0	0- 0	NEUTRAL	0- 0	0- 0	1- 0			
0- 4	0- 0	0- 0	CONFERENCE	0- 0	0- 2	0- 2			
0- 2	0- 0	0- 0	HOME	0- 0	0- 0	0- 2			
0- 2	0- 0	0- 0	AWAY	0- 0	0- 2	0- 0			
0- 0	0- 0	0- 0	NEUTRAL	0- 0	0- 0	0- 0			

RPI 1-25				RPI 26-50				RPI 51-100				RPI 101+				Team's RPI: 303	
RPI	S	Opponent	Score	RPI	S	Opponent	Score	RPI	S	Opponent	Score	RPI	S	Opponent	Score		
												103	A	Lehigh	64	85	
												106	A	Boston College	56	73	
												131	A	Rhode Island	48	56	
												138	A	Lafayette	60	67	
												143	A	Yale	59	66	
												156	A	Marist	50	77	
												160	H	New Hampshire	55	67	
												165	H	Massachusetts	57	78	
												176	H	Harvard	63	62	
												192	A	New Mexico	49	56	
												203	N	Stephen F. Austin	62	57	
												207	H	Navy	55	61	
												239	A	Northeastern	74	75	
												240	H	Holy Cross	48	71	
												309	H	Vermont	66	61	
LAST 12 Division I GAMES:																	
				131	A	Rhode Island	48	56	138	A	Lafayette	60	67				
				143	A	Yale	59	66	207	H	Navy	55	61				
				160	H	New Hampshire	55	67	103	A	Lehigh	64	85				
				203	N	Stephen F. Austin	62	57	240	H	Holy Cross	48	71				
				192	A	New Mexico	49	56	165	H	Massachusetts	57	78				
				309	H	Vermont	66	61	156	A	Marist	50	77				

Non-Div I Games:

Boston U.

■ Loss, ■ Non-Conf, S Site, H Home A Away N Neutral

## Bowling Green

Through Games Of Jan. 11, 2015

Average RPI Win:	282	WON-LOST	WINNING	LAST 10	STRENGTH OF	OPP. STRENGTH	TEAM	ADJ.	CONF.	ADJ CONF.
Average RPI Loss:	188	RECORD	PCT. RANK	GAMES	SCHEDULE	OF SCHEDULE	RPI	RPI	RPI	RPI
DIV. I ONLY	7- 7	159	4- 6	349	164	279	279	15	15	
DIV. I NON-CONF.	7- 4	108	6- 3	349	156	270	270	16	16	
TOTALS	RPI 1-25	RPI 26-50	W-L RECORDS	RPI 51-100	RPI 101-150	RPI 150+				
7- 7	0- 0	0- 0	OVERALL	0- 2	0- 1	7- 4				
2- 2	0- 0	0- 0	HOME	0- 0	0- 1	2- 1				
4- 4	0- 0	0- 0	AWAY	0- 1	0- 0	4- 3				
1- 1	0- 0	0- 0	NEUTRAL	0- 1	0- 0	1- 0				
7- 4	0- 0	0- 0	NON-CONFERENCE	0- 1	0- 0	7- 3				
2- 1	0- 0	0- 0	HOME	0- 0	0- 0	2- 1				
4- 2	0- 0	0- 0	AWAY	0- 0	0- 0	4- 2				
1- 1	0- 0	0- 0	NEUTRAL	0- 1	0- 0	1- 0				
0- 3	0- 0	0- 0	CONFERENCE	0- 1	0- 1	0- 1				
0- 1	0- 0	0- 0	HOME	0- 0	0- 1	0- 0				
0- 2	0- 0	0- 0	AWAY	0- 1	0- 0	0- 1				
0- 0	0- 0	0- 0	NEUTRAL	0- 0	0- 0	0- 0				

RPI S	Opponent	Score	RPI S	Opponent	Score	RPI S	Opponent	Score	RPI S	Opponent	Score	Team's RPI: 279
						63 N	Hampton	53 64	150 H	Ball St.	50 62	
						66 A	Akron	59 67	157 H	Bucknell	52 53	
									186 H	Iona	80 59	
									262 N	UC Irvine	62 54	
									278 H	Cincinnati	66 55	
									281 A	Loyola Marymount	48 51	
									285 A	Kent St.	48 55	
									296 A	Saint Francis (PA)	76 62	
									306 A	Milwaukee	60 50	
									310 A	Illinois St.	58 54	
									314 A	FIU	55 68	
									336 A	Bradley	61 47	
LAST 12 Division I GAMES:												
310 A	Illinois St.	58 54	285 A	Kent St.	48 55							
296 A	Saint Francis (PA)	76 62	66 A	Akron	59 67							
278 H	Cincinnati	66 55	150 H	Ball St.	50 62							
281 A	Loyola Marymount	48 51	314 A	FIU	55 68							
262 N	UC Irvine	62 54	63 N	Hampton	53 64							
306 A	Milwaukee	60 50	336 A	Bradley	61 47							

Non-Div I Games:

Bowling Green

■ Loss, 
 ■ Non-Conf, 
 ■ S Site, 
 ■ H Home 
 ■ A Away 
 N Neutral

Average RPI Win:	123	WON-LOST	WINNING	LAST 10	STRENGTH OF	OPP. STRENGTH	TEAM	ADJ.	CONF.	ADJ CONF.
Average RPI Loss:	202	RECORD	PCT. RANK	GAMES	SCHEDULE	OF SCHEDULE	RPI	RPI	RPI	RPI
DIV. I ONLY	1- 13	342	1- 9	175	340	336	336	16	16	
DIV. I NON-CONF.	1- 10	330	1- 8	224	346	340	340	15	15	
TOTALS	RPI 1-25	RPI 26-50	W-L RECORDS	RPI 51-100	RPI 101-150	RPI 150+				
1- 13	0- 0	0- 1	OVERALL	0- 1	1- 3	0- 8				
1- 7	0- 0	0- 0	HOME	0- 0	1- 2	0- 5				
0- 6	0- 0	0- 1	AWAY	0- 1	0- 1	0- 3				
0- 0	0- 0	0- 0	NEUTRAL	0- 0	0- 0	0- 0				
1- 10	0- 0	0- 1	NON-CONFERENCE	0- 0	1- 1	0- 8				
1- 5	0- 0	0- 0	HOME	0- 0	1- 0	0- 5				
0- 5	0- 0	0- 1	AWAY	0- 0	0- 1	0- 3				
0- 0	0- 0	0- 0	NEUTRAL	0- 0	0- 0	0- 0				
0- 3	0- 0	0- 0	CONFERENCE	0- 1	0- 2	0- 0				
0- 2	0- 0	0- 0	HOME	0- 0	0- 2	0- 0				
0- 1	0- 0	0- 0	AWAY	0- 1	0- 0	0- 0				
0- 0	0- 0	0- 0	NEUTRAL	0- 0	0- 0	0- 0				

RPI 1-25				RPI 26-50				RPI 51-100				RPI 101+				Team's RPI: 336	
RPI	S	Opponent	Score	RPI	S	Opponent	Score	RPI	S	Opponent	Score	RPI	S	Opponent	Score		
				44	A	Oklahoma	55 104	64	A	Indiana St.	50 64	102	A	DePaul	77 101		
												123	H	Missouri	76 64		
												127	H	UNI	51 70		
												144	H	Drake	47 80		
												154	A	Ill.-Chicago	43 71		
												237	H	Western Ill.	63 75		
												244	A	Stony Brook	63 79		
												279	H	Bowling Green	47 61		
												280	H	Northern Ill.	54 67		
												299	H	Southeast Mo. St.	65 70		
												324	A	Columbia	74 81		
												334	H	Chicago St.	59 62		
LAST 12 Division I GAMES:																	
237	H	Western Ill.	63 75	64	A	Indiana St.	50 64										
123	H	Missouri	76 64	144	H	Drake	47 80										
299	H	Southeast Mo. St.	65 70	127	H	UNI	51 70										
324	A	Columbia	74 81	280	H	Northern Ill.	54 67										
244	A	Stony Brook	63 79	279	H	Bowling Green	47 61										
44	A	Oklahoma	55 104	334	H	Chicago St.	59 62										

Non-Div I Games:

Bradley

B  
r  
o  
w  
n

B  
r  
o  
w  
n

Brown

Page 32



Average RPI Win: <b>247</b>	WON-LOST	WINNING	LAST 10	STRENGTH OF	OPP. STRENGTH	TEAM	ADJ.	CONF.	ADJ CONF.
Average RPI Loss: <b>153</b>	RECORD	PCT. RANK	GAMES	SCHEDULE	OF SCHEDULE	RPI	RPI	RPI	RPI
DIV. I ONLY	10- 4	64	7- 3	298	264	135	135	28	28
DIV. I NON-CONF.	7- 4	108	5- 4	238	237	137	137	28	28
TOTALS	RPI 1-25	RPI 26-50	W-L RECORDS	RPI 51-100	RPI 101-150	RPI 150+			
10- 4	0- 0	0- 0	OVERALL	0- 0	1- 3	9- 1			
5- 1	0- 0	0- 0	HOME	0- 0	1- 1	4- 0			
5- 3	0- 0	0- 0	AWAY	0- 0	0- 2	5- 1			
0- 0	0- 0	0- 0	NEUTRAL	0- 0	0- 0	0- 0			
7- 4	0- 0	0- 0	NON-CONFERENCE	0- 0	1- 3	6- 1			
4- 1	0- 0	0- 0	HOME	0- 0	1- 1	3- 0			
3- 3	0- 0	0- 0	AWAY	0- 0	0- 2	3- 1			
0- 0	0- 0	0- 0	NEUTRAL	0- 0	0- 0	0- 0			
3- 0	0- 0	0- 0	CONFERENCE	0- 0	0- 0	3- 0			
1- 0	0- 0	0- 0	HOME	0- 0	0- 0	1- 0			
2- 0	0- 0	0- 0	AWAY	0- 0	0- 0	2- 0			
0- 0	0- 0	0- 0	NEUTRAL	0- 0	0- 0	0- 0			

RPI 1-25			RPI 26-50			RPI 51-100			RPI 101+			Team's RPI: 135
RPI	S	Opponent	Score	RPI	S	Opponent	Score	RPI	S	Opponent	Score	
								106	A	Boston College	79	90
								122	H	Maine	65	52
								128	A	Cornell	64	66
								131	H	Rhode Island	56	60
								160	A	New Hampshire	57	54
								216	H	Providence	90	80
								240	H	Holy Cross	74	68
								245	A	UMass Lowell	85	86
								246	H	Canisius	71	68
								254	A	Brown	67	60
								291	A	LIU Brooklyn	79	66
								305	H	Fairleigh Dickinson	82	77
								309	A	Vermont	72	55
								330	A	St. Francis Brooklyn	65	53
LAST 12 Division I GAMES:												
128	A	Cornell	64	66	305	H	Fairleigh Dickinson	82	77			
240	H	Holy Cross	74	68	330	A	St. Francis Brooklyn	65	53			
216	H	Providence	90	80	291	A	LIU Brooklyn	79	66			
254	A	Brown	67	60	160	A	New Hampshire	57	54			
106	A	Boston College	79	90	131	H	Rhode Island	56	60			
246	H	Canisius	71	68	245	A	UMass Lowell	85	86			

Non-Div I Games:

Bryant

■ Loss, 
 ■ Non-Conf, 
 ■ S Site, 
 ■ H Home 
 ■ A Away 
 N Neutral

Average RPI Win:	246	WON-LOST	WINNING	LAST 10	STRENGTH OF	OPP. STRENGTH	TEAM	ADJ.	CONF.	ADJ CONF.
Average RPI Loss:	124	RECORD	PCT. RANK	GAMES	SCHEDULE	OF SCHEDULE	RPI	RPI	RPI	RPI
DIV. I ONLY	10- 5	83	7- 3	287	266	157	157	21	21	
DIV. I NON-CONF.	8- 3	71	6- 2	285	308	109	109	22	22	
TOTALS	RPI 1-25	RPI 26-50	W-L RECORDS	RPI 51-100	RPI 101-150	RPI 150+				
10- 5	0- 0	0- 1	OVERALL	0- 2	3- 0	7- 2				
5- 2	0- 0	0- 0	HOME	0- 1	2- 0	3- 1				
5- 3	0- 0	0- 0	AWAY	0- 0	1- 0	4- 1				
0- 0	0- 0	0- 0	NEUTRAL	0- 0	0- 0	0- 0				
8- 3	0- 0	0- 1	NON-CONFERENCE	0- 1	2- 0	6- 1				
4- 0	0- 0	0- 0	HOME	0- 0	2- 0	2- 0				
4- 3	0- 0	0- 1	AWAY	0- 1	0- 0	4- 1				
0- 0	0- 0	0- 0	NEUTRAL	0- 0	0- 0	0- 0				
2- 2	0- 0	0- 0	CONFERENCE	0- 1	1- 0	1- 1				
1- 2	0- 0	0- 0	HOME	0- 1	0- 0	1- 1				
1- 0	0- 0	0- 0	AWAY	0- 0	1- 0	0- 0				
0- 0	0- 0	0- 0	NEUTRAL	0- 0	0- 0	0- 0				

RPI 1-25				RPI 26-50				RPI 51-100				RPI 101+				Team's RPI: 157	
RPI	S	Opponent	Score	RPI	S	Opponent	Score	RPI	S	Opponent	Score	RPI	S	Opponent	Score		
				39	A	Youngstown St.	54 69	54	A	Michigan	61 68	128	H	Cornell	59 51		
								77	H	American	55 60	138	A	Lafayette	77 71		
												143	H	Yale	73 66		
												211	A	Delaware	56 58		
												240	H	Holy Cross	52 53		
												269	H	Colgate	77 75		
												277	H	Morgan St.	79 50		
												279	A	Bowling Green	53 52		
												286	A	Binghamton	68 57		
												305	A	Fairleigh Dickinson	61 60		
												317	A	Mt. St. Mary's	74 49		
												322	H	UMBC	85 41		
LAST 12 Division I GAMES:																	
				143	H	Yale	73 66	240	H	Holy Cross	52 53						
				322	H	UMBC	85 41	138	A	Lafayette	77 71						
				211	A	Delaware	56 58	269	H	Colgate	77 75						
				277	H	Morgan St.	79 50	77	H	American	55 60						
				128	H	Cornell	59 51	286	A	Binghamton	68 57						
				39	A	Youngstown St.	54 69	317	A	Mt. St. Mary's	74 49						

Non-Div I Games:

Bucknell

Average RPI Win: <b>235</b>	WON-LOST	WINNING	LAST 10	STRENGTH OF	OPP. STRENGTH	TEAM	ADJ.	CONF.	ADJ CONF.
Average RPI Loss: <b>139</b>	RECORD	PCT. RANK	GAMES	SCHEDULE	OF SCHEDULE	RPI	RPI	RPI	RPI
DIV. I ONLY	8- 6	129	6- 4	282	146	166	166	15	15
DIV. I NON-CONF.	7- 4	108	6- 3	305	174	156	156	16	16
TOTALS	RPI 1-25	RPI 26-50	W-L RECORDS	RPI 51-100	RPI 101-150	RPI 150+			
8- 6	0- 1	0- 0	OVERALL	0- 2	2- 1	6- 2			
2- 2	0- 0	0- 0	HOME	0- 1	1- 1	1- 0			
5- 3	0- 1	0- 0	AWAY	0- 1	1- 0	4- 1			
1- 1	0- 0	0- 0	NEUTRAL	0- 0	0- 0	1- 1			
7- 4	0- 1	0- 0	NON-CONFERENCE	0- 0	2- 1	5- 2			
2- 1	0- 0	0- 0	HOME	0- 0	1- 1	1- 0			
4- 2	0- 1	0- 0	AWAY	0- 0	1- 0	3- 1			
1- 1	0- 0	0- 0	NEUTRAL	0- 0	0- 0	1- 1			
1- 2	0- 0	0- 0	CONFERENCE	0- 2	0- 0	1- 0			
0- 1	0- 0	0- 0	HOME	0- 1	0- 0	0- 0			
1- 1	0- 0	0- 0	AWAY	0- 1	0- 0	1- 0			
0- 0	0- 0	0- 0	NEUTRAL	0- 0	0- 0	0- 0			

RPI 1-25				RPI 26-50				RPI 51-100				RPI 101+ Team's RPI: 166			
RPI	S	Opponent	Score	RPI	S	Opponent	Score	RPI	S	Opponent	Score	RPI	S	Opponent	Score
19	A	Duke	54 <b>88</b>					85	H	Ohio	50 <b>61</b>	112	H	St. Bonaventure	51 44
								90	A	Central Mich.	58 <b>66</b>	128	A	Cornell	65 58
												146	H	Siena	50 <b>58</b>
												173	H	Niagara	73 64
												201	N	Tulsa	77 <b>87</b>
												246	A	Canisius	72 55
												290	A	Miami (OH)	71 51
												291	A	LIU Brooklyn	73 <b>79</b>
												296	A	Saint Francis (PA)	88 80
												310	N	Illinois St.	68 60
												325	A	Manhattan	68 58
LAST 12 Division I GAMES:															
112	H	St. Bonaventure	51 44	290	A	Miami (OH)	71 51								
128	A	Cornell	65 58	90	A	Central Mich.	58 <b>66</b>								
310	N	Illinois St.	68 60	85	H	Ohio	50 <b>61</b>								
201	N	Tulsa	77 <b>87</b>	246	A	Canisius	72 55								
19	A	Duke	54 <b>88</b>	291	A	LIU Brooklyn	73 <b>79</b>								
173	H	Niagara	73 64	325	A	Manhattan	68 58								

Non-Div I Games:

Buffalo

■ Loss, 
 ■ Non-Conf, 
 ■ S Site, 
 ■ H Home 
 ■ A Away 
 N Neutral

## Butler

Through Games Of Jan. 11, 2015

Average RPI Win:	179	WON-LOST	WINNING	LAST 10	STRENGTH OF	OPP. STRENGTH	TEAM	ADJ.	CONF.	ADJ CONF.
Average RPI Loss:	84	RECORD	PCT. RANK	GAMES	SCHEDULE	OF SCHEDULE	RPI	RPI	RPI	RPI
DIV. I ONLY	7- 9	197	7- 3	46	70	105	105	9	9	
DIV. I NON-CONF.	3- 7	250	3- 2	51	91	174	174	8	8	
TOTALS	RPI 1-25	RPI 26-50	W-L RECORDS	RPI 51-100	RPI 101-150	RPI 150+				
7- 9	0- 1	1- 3	OVERALL	1- 2	1- 1	4- 2				
4- 2	0- 0	0- 1	HOME	1- 1	1- 0	2- 0				
3- 5	0- 0	1- 2	AWAY	0- 0	0- 1	2- 2				
0- 2	0- 1	0- 0	NEUTRAL	0- 1	0- 0	0- 0				
3- 7	0- 1	0- 2	NON-CONFERENCE	0- 2	1- 0	2- 2				
2- 2	0- 0	0- 1	HOME	0- 1	1- 0	1- 0				
1- 3	0- 0	0- 1	AWAY	0- 0	0- 0	1- 2				
0- 2	0- 1	0- 0	NEUTRAL	0- 1	0- 0	0- 0				
4- 2	0- 0	1- 1	CONFERENCE	1- 0	0- 1	2- 0				
2- 0	0- 0	0- 0	HOME	1- 0	0- 0	1- 0				
2- 2	0- 0	1- 1	AWAY	0- 0	0- 1	1- 0				
0- 0	0- 0	0- 0	NEUTRAL	0- 0	0- 0	0- 0				

RPI S	Opponent	Score	RPI S	Opponent	Score	RPI S	Opponent	Score	RPI S	Opponent	Score	Team's RPI: 105
13 N	Oregon St.	53 85	26 A	Minnesota	86 88	64 H	Indiana St.	51 66	102 A	DePaul	76 92	
			36 A	Seton Hall	65 70	82 N	BYU	62 81	150 H	Ball St.	48 41	
			41 H	Chattanooga	47 76	97 H	Creighton	63 58	158 A	Fairfield	77 81	
			49 A	St. John's (NY)	55 50				162 H	Wright St.	57 49	
									216 H	Providence	66 61	
									236 A	Valparaiso	57 91	
									271 A	Marquette	76 67	
									310 A	Illinois St.	72 60	
LAST 12 Division I GAMES:												
150 H	Ball St.	48 41	271 A	Marquette	76 67							
26 A	Minnesota	86 88	49 A	St. John's (NY)	55 50							
162 H	Wright St.	57 49	97 H	Creighton	63 58							
102 A	DePaul	76 92	216 H	Providence	66 61							
13 N	Oregon St.	53 85	36 A	Seton Hall	65 70							
82 N	BYU	62 81	310 A	Illinois St.	72 60							

Non-Div I Games: BYU-Hawaii 71 50

Butler

■ Loss, 
 ■ Non-Conf, 
 ■ S Site, 
 ■ Home 
 ■ A Away 
 N Neutral

Average RPI Win:	199	WON-LOST	WINNING	LAST 10	STRENGTH OF	OPP. STRENGTH	TEAM	ADJ.	CONF.	ADJ CONF.
Average RPI Loss:	68	RECORD	PCT. RANK	GAMES	SCHEDULE	OF SCHEDULE	RPI	RPI	RPI	RPI
DIV. I ONLY	11- 5	72	5- 5	247	53	107	107	14	14	
DIV. I NON-CONF.	10- 4	80	6- 4	237	70	80	80	14	14	
TOTALS	RPI 1-25	RPI 26-50	W-L RECORDS	RPI 51-100	RPI 101-150	RPI 150+				
11- 5	0- 1	0- 0	OVERALL	1- 3	2- 1	8- 0				
7- 1	0- 0	0- 0	HOME	0- 1	2- 0	5- 0				
4- 3	0- 0	0- 0	AWAY	1- 2	0- 1	3- 0				
0- 1	0- 1	0- 0	NEUTRAL	0- 0	0- 0	0- 0				
10- 4	0- 1	0- 0	NON-CONFERENCE	1- 2	2- 1	7- 0				
6- 0	0- 0	0- 0	HOME	0- 0	2- 0	4- 0				
4- 3	0- 0	0- 0	AWAY	1- 2	0- 1	3- 0				
0- 1	0- 1	0- 0	NEUTRAL	0- 0	0- 0	0- 0				
1- 1	0- 0	0- 0	CONFERENCE	0- 1	0- 0	1- 0				
1- 1	0- 0	0- 0	HOME	0- 1	0- 0	1- 0				
0- 0	0- 0	0- 0	AWAY	0- 0	0- 0	0- 0				
0- 0	0- 0	0- 0	NEUTRAL	0- 0	0- 0	0- 0				

RPI S	Opponent	Score	RPI S	Opponent	Score	RPI S	Opponent	Score	RPI S	Opponent	Score	Team's RPI: 107
15 N	FGCU	64 73				53 A	Southern California	74 85	119 A	Saint Joseph's	54 61	
						62 A	St. Mary's (CA)	63 73	126 H	Idaho	67 50	
						82 A	BYU	63 54	145 H	Pepperdine	74 48	
						91 H	UC Davis	49 60	152 H	Hawaii	53 46	
									184 H	Sacramento St.	81 66	
									187 A	San Diego St.	65 54	
									189 H	Montana St.	78 66	
									247 H	Portland	45 41	
									260 H	Texas Southern	63 50	
									300 A	Seattle	86 63	
									315 A	Northern Ariz.	77 71	
LAST 12 Division I GAMES:												
315 A	Northern Ariz.	77 71	152 H	Hawaii	53 46							
53 A	Southern California	74 85	91 H	UC Davis	49 60							
145 H	Pepperdine	74 48	300 A	Seattle	86 63							
62 A	St. Mary's (CA)	63 73	119 A	Saint Joseph's	54 61							
260 H	Texas Southern	63 50	15 N	FGCU	64 73							
189 H	Montana St.	78 66	187 A	San Diego St.	65 54							

Non-Div I Games:

CSUN

■ Loss, 
 ■ Non-Conf, 
 ■ S Site, 
 ■ H Home 
 ■ A Away 
 N Neutral

Average RPI Win:	235	WON-LOST	WINNING	LAST 10	STRENGTH OF	OPP. STRENGTH	TEAM	ADJ.	CONF.	ADJ CONF.
Average RPI Loss:	119	RECORD	PCT. RANK	GAMES	SCHEDULE	OF SCHEDULE	RPI	RPI	RPI	RPI
DIV. I ONLY	7- 7	159	5- 5	265	139	202	202	14	14	
DIV. I NON-CONF.	5- 7	202	4- 6	209	139	219	219	14	14	
TOTALS	RPI 1-25	RPI 26-50	W-L RECORDS	RPI 51-100	RPI 101-150	RPI 150+				
7- 7	0- 0	0- 1	OVERALL	0- 2	1- 2	6- 2				
4- 3	0- 0	0- 0	HOME	0- 2	1- 1	3- 0				
3- 4	0- 0	0- 1	AWAY	0- 0	0- 1	3- 2				
0- 0	0- 0	0- 0	NEUTRAL	0- 0	0- 0	0- 0				
5- 7	0- 0	0- 1	NON-CONFERENCE	0- 2	1- 2	4- 2				
3- 3	0- 0	0- 0	HOME	0- 2	1- 1	2- 0				
2- 4	0- 0	0- 1	AWAY	0- 0	0- 1	2- 2				
0- 0	0- 0	0- 0	NEUTRAL	0- 0	0- 0	0- 0				
2- 0	0- 0	0- 0	CONFERENCE	0- 0	0- 0	2- 0				
1- 0	0- 0	0- 0	HOME	0- 0	0- 0	1- 0				
1- 0	0- 0	0- 0	AWAY	0- 0	0- 0	1- 0				
0- 0	0- 0	0- 0	NEUTRAL	0- 0	0- 0	0- 0				

RPI 1-25				RPI 26-50				RPI 51-100				RPI 101+				Team's RPI: 202	
RPI	S	Opponent	Score	RPI	S	Opponent	Score	RPI	S	Opponent	Score	RPI	S	Opponent	Score		
				30	A	Fresno St.	56 67	62	H	St. Mary's (CA)	64 65	115	A	Colorado St.	63 65		
								92	H	Dartmouth	61 74	117	H	Bakersfield	71 66		
												145	H	Pepperdine	69 76		
												152	H	Hawaii	70 65		
												185	A	Santa Clara	79 73		
												192	A	New Mexico	68 84		
												194	A	New Mexico St.	65 79		
												247	H	Portland	76 67		
												281	A	Loyola Marymount	87 79		
												323	H	A&M-Corpus Christi	63 48		
												343	A	UC Santa Barbara	56 41		
LAST 12 Division I GAMES:																	
				62	H	St. Mary's (CA)	64 65	343	A	UC Santa Barbara	56 41						
				185	A	Santa Clara	79 73	152	H	Hawaii	70 65						
				323	H	A&M-Corpus Christi	63 48	117	H	Bakersfield	71 66						
				92	H	Dartmouth	61 74	115	A	Colorado St.	63 65						
				145	H	Pepperdine	69 76	192	A	New Mexico	68 84						
				247	H	Portland	76 67	194	A	New Mexico St.	65 79						

Non-Div I Games:

Cal Poly

■ Loss, 
■ Non-Conf, 
■ S Site, 
■ H Home 
■ A Away 
N Neutral

Average RPI Win:	261	WON-LOST	WINNING	LAST 10	STRENGTH OF	OPP. STRENGTH	TEAM	ADJ.	CONF.	ADJ CONF.
Average RPI Loss:	109	RECORD	PCT. RANK	GAMES	SCHEDULE	OF SCHEDULE	RPI	RPI	RPI	RPI
DIV. I ONLY	7- 7	159	6- 4	186	280	172	172	14	14	
DIV. I NON-CONF.	6- 7	172	6- 5	217	285	204	204	14	14	
TOTALS	RPI 1-25	RPI 26-50	W-L RECORDS	RPI 51-100	RPI 101-150	RPI 150+				
7- 7	0- 0	0- 1	OVERALL	0- 3	1- 1	6- 2				
3- 3	0- 0	0- 0	HOME	0- 1	1- 1	2- 1				
4- 3	0- 0	0- 1	AWAY	0- 2	0- 0	4- 0				
0- 1	0- 0	0- 0	NEUTRAL	0- 0	0- 0	0- 1				
6- 7	0- 0	0- 1	NON-CONFERENCE	0- 3	0- 1	6- 2				
2- 3	0- 0	0- 0	HOME	0- 1	0- 1	2- 1				
4- 3	0- 0	0- 1	AWAY	0- 2	0- 0	4- 0				
0- 1	0- 0	0- 0	NEUTRAL	0- 0	0- 0	0- 1				
1- 0	0- 0	0- 0	CONFERENCE	0- 0	1- 0	0- 0				
1- 0	0- 0	0- 0	HOME	0- 0	1- 0	0- 0				
0- 0	0- 0	0- 0	AWAY	0- 0	0- 0	0- 0				
0- 0	0- 0	0- 0	NEUTRAL	0- 0	0- 0	0- 0				

RPI	S	Opponent	Score	RPI	S	Opponent	Score	RPI	S	Opponent	Score	RPI	S	Opponent	Score	Team's RPI: 172
30	A	Fresno St.	52	57	71	H	Albany (NY)	49	71	108	H	Villanova	43	50		
					78	A	South Dakota	50	86	116	H	UC Riverside	58	49		
					79	A	San Diego	54	60	189	H	Montana St.	47	63		
										194	A	New Mexico St.	66	51		
										205	N	Eastern Mich.	74	78		
										259	H	North Dakota St.	86	79		
										282	A	Weber St.	70	68		
										300	A	Seattle	66	59		
										329	A	Denver	78	61		
										346	H	UMKC	72	52		
LAST 12 Division I GAMES:																
78	A	South Dakota	50	86	116	H	UC Riverside	58	49							
329	A	Denver	78	61	300	A	Seattle	66	59							
194	A	New Mexico St.	66	51	346	H	UMKC	72	52							
205	N	Eastern Mich.	74	78	71	H	Albany (NY)	49	71							
282	A	Weber St.	70	68	259	H	North Dakota St.	86	79							
108	H	Villanova	43	50	30	A	Fresno St.	52	57							

Non-Div I Games:

Cal St. Fullerton

■ Loss, 
 ■ Non-Conf, 
 ■ S Site, 
 ■ H Home 
 ■ A Away 
 N Neutral

## California

Through Games Of Jan. 11, 2015

Average RPI Win:	142	WON-LOST	WINNING	LAST 10	STRENGTH OF	OPP. STRENGTH	TEAM	ADJ.	CONF.	ADJ CONF.
Average RPI Loss:	45	RECORD	PCT. RANK	GAMES	SCHEDULE	OF SCHEDULE	RPI	RPI	RPI	RPI
DIV. I ONLY	11- 4	57	1- 0	19	45	27	27	5	5	
DIV. I NON-CONF.	8- 3	71	1- 0	21	79	27	27	3	3	
TOTALS	RPI 1-25	RPI 26-50	W-L RECORDS	RPI 51-100	RPI 101-150	RPI 150+				
11- 4	0- 2	0- 1	OVERALL	4- 1	2- 0	5- 0				
7- 1	0- 1	0- 0	HOME	2- 0	1- 0	4- 0				
3- 3	0- 1	0- 1	AWAY	2- 1	0- 0	1- 0				
1- 0	0- 0	0- 0	NEUTRAL	0- 0	1- 0	0- 0				
8- 3	0- 1	0- 1	NON-CONFERENCE	2- 1	2- 0	4- 0				
5- 1	0- 1	0- 0	HOME	1- 0	1- 0	3- 0				
2- 2	0- 0	0- 1	AWAY	1- 1	0- 0	1- 0				
1- 0	0- 0	0- 0	NEUTRAL	0- 0	1- 0	0- 0				
3- 1	0- 1	0- 0	CONFERENCE	2- 0	0- 0	1- 0				
2- 0	0- 0	0- 0	HOME	1- 0	0- 0	1- 0				
1- 1	0- 1	0- 0	AWAY	1- 0	0- 0	0- 0				
0- 0	0- 0	0- 0	NEUTRAL	0- 0	0- 0	0- 0				

RPI 1-25				RPI 26-50				Team's RPI: 27				RPI 51-100				RPI 101+			
RPI	S	Opponent	Score	RPI	S	Opponent	Score	RPI	S	Opponent	Score	RPI	S	Opponent	Score	RPI	S	Opponent	Score
11	H	Louisville	57 70	45	A	Long Beach St.	56 58	55	A	Pacific	84 64	123	N	Missouri	82 70				
23	A	Washington	77 79					56	A	Washington St.	70 62	136	H	Old Dominion	79 59				
								97	H	Creighton	94 69	152	A	Hawaii	79 72				
								98	H	Colorado	75 59	184	H	Sacramento St.	107 94				
								100	A	Kansas	39 62	190	H	Nevada	76 54				
												215	H	Utah	67 49				
												251	H	San Jose St.	110 87				
LAST 12 Division I GAMES:																			
11	H	Louisville	57 70	97	H	Creighton	94 69												
45	A	Long Beach St.	56 58	23	A	Washington	77 79												
100	A	Kansas	39 62	56	A	Washington St.	70 62												
184	H	Sacramento St.	107 94	98	H	Colorado	75 59												
251	H	San Jose St.	110 87	215	H	Utah	67 49												
123	N	Missouri	82 70	136	H	Old Dominion	79 59												

Non-Div I Games:

California

■ Loss, 
■ Non-Conf, S Site, 
■ Home 
■ Away 
N Neutral



Average RPI Win:	310	WON-LOST	WINNING	LAST 10	STRENGTH OF	OPP. STRENGTH	TEAM	ADJ.	CONF.	ADJ CONF.
Average RPI Loss:	177	RECORD	PCT. RANK	GAMES	SCHEDULE	OF SCHEDULE	RPI	RPI	RPI	RPI
DIV. I ONLY	7- 6	146	5- 4	347	331	274	274	31	31	
DIV. I NON-CONF.	3- 4	197	2- 3	336	291	301	301	32	32	
TOTALS	RPI 1-25	RPI 26-50	W-L RECORDS	RPI 51-100	RPI 101-150	RPI 150+				
7- 6	0- 0	0- 0	OVERALL	0- 2	0- 1	7- 3				
4- 1	0- 0	0- 0	HOME	0- 1	0- 0	4- 0				
2- 5	0- 0	0- 0	AWAY	0- 1	0- 1	2- 3				
1- 0	0- 0	0- 0	NEUTRAL	0- 0	0- 0	1- 0				
3- 4	0- 0	0- 0	NON-CONFERENCE	0- 2	0- 0	3- 2				
2- 1	0- 0	0- 0	HOME	0- 1	0- 0	2- 0				
0- 3	0- 0	0- 0	AWAY	0- 1	0- 0	0- 2				
1- 0	0- 0	0- 0	NEUTRAL	0- 0	0- 0	1- 0				
4- 2	0- 0	0- 0	CONFERENCE	0- 0	0- 1	4- 1				
2- 0	0- 0	0- 0	HOME	0- 0	0- 0	2- 0				
2- 2	0- 0	0- 0	AWAY	0- 0	0- 1	2- 1				
0- 0	0- 0	0- 0	NEUTRAL	0- 0	0- 0	0- 0				

RPI 1-25				RPI 26-50				RPI 51-100				RPI 101+				Team's RPI: 274	
RPI	S	Opponent	Score	RPI	S	Opponent	Score	RPI	S	Opponent	Score	RPI	S	Opponent	Score		
								51	A	Stetson	63	76	141	A	High Point	59	79
								74	H	Elon	51	77	218	A	Winthrop	59	61
													223	H	Presbyterian	58	45
													264	N	Bethune-Cookman	66	55
													268	A	UNCW	80	89
													307	A	Western Caro.	57	67
													317	H	Mt. St. Mary's	60	42
													338	H	N.C. Central	65	60
													340	A	Longwood	65	58
													342	H	UNC Asheville	60	55
													349	A	Charleston So.	69	65
LAST 12 Division I GAMES:																	
				74	H	Elon	51	77					342	H	UNC Asheville	60	55
				349	A	Charleston So.	69	65					141	A	High Point	59	79
				218	A	Winthrop	59	61					340	A	Longwood	65	58
				307	A	Western Caro.	57	67					223	H	Presbyterian	58	45
				317	H	Mt. St. Mary's	60	42					264	N	Bethune-Cookman	66	55
				268	A	UNCW	80	89					51	A	Stetson	63	76

Non-Div I Games: Pfeiffer 89 61 Brevard 72 51

Campbell

Loss, Non-Conf, S Site, H Home A Away N Neutral

Average RPI Win:	315	WON-LOST	WINNING	LAST 10	STRENGTH OF	OPP. STRENGTH	TEAM	ADJ.	CONF.	ADJ CONF.
Average RPI Loss:	101	RECORD	PCT. RANK	GAMES	SCHEDULE	OF SCHEDULE	RPI	RPI	RPI	RPI
DIV. I ONLY	5- 10	252	3- 7	180	212	246	246	25	25	
DIV. I NON-CONF.	2- 7	290	2- 4	93	179	232	232	23	23	
TOTALS	RPI 1-25	RPI 26-50	W-L RECORDS	RPI 51-100	RPI 101-150	RPI 150+				
5- 10	0- 0	0- 2	OVERALL	0- 3	0- 3	5- 2				
3- 5	0- 0	0- 2	HOME	0- 1	0- 1	3- 1				
2- 5	0- 0	0- 0	AWAY	0- 2	0- 2	2- 1				
0- 0	0- 0	0- 0	NEUTRAL	0- 0	0- 0	0- 0				
2- 7	0- 0	0- 1	NON-CONFERENCE	0- 3	0- 2	2- 1				
1- 3	0- 0	0- 1	HOME	0- 1	0- 0	1- 1				
1- 4	0- 0	0- 0	AWAY	0- 2	0- 2	1- 0				
0- 0	0- 0	0- 0	NEUTRAL	0- 0	0- 0	0- 0				
3- 3	0- 0	0- 1	CONFERENCE	0- 0	0- 1	3- 1				
2- 2	0- 0	0- 1	HOME	0- 0	0- 1	2- 0				
1- 1	0- 0	0- 0	AWAY	0- 0	0- 0	1- 1				
0- 0	0- 0	0- 0	NEUTRAL	0- 0	0- 0	0- 0				

RPI 1-25				RPI 26-50				RPI 51-100				RPI 101+				Team's RPI: 246	
RPI	S	Opponent	Score	RPI	S	Opponent	Score	RPI	S	Opponent	Score	RPI	S	Opponent	Score		
				37	H	Quinnipiac	66 86	54	A	Michigan	43 79	112	A	St. Bonaventure	46 62		
				39	H	Youngstown St.	48 80	59	A	Syracuse	37 70	135	A	Bryant	68 71		
								71	H	Albany (NY)	59 64	146	H	Siena	70 71		
												166	H	Buffalo	55 72		
												186	A	Iona	75 85		
												286	H	Binghamton	91 75		
												296	A	Saint Francis (PA)	87 74		
												325	A	Manhattan	56 45		
												325	H	Manhattan	55 44		
												344	H	Saint Peter's	75 50		
LAST 12 Division I GAMES:																	
				59	A	Syracuse	37 70	146	H	Siena	70 71						
				39	H	Youngstown St.	48 80	37	H	Quinnipiac	66 86						
				286	H	Binghamton	91 75	186	A	Iona	75 85						
				344	H	Saint Peter's	75 50	325	A	Manhattan	56 45						
				325	H	Manhattan	55 44	166	H	Buffalo	55 72						
				296	A	Saint Francis (PA)	87 74	54	A	Michigan	43 79						

Non-Div I Games:

Canisius

■ Loss, 
■ Non-Conf, 
■ S Site, 
■ H Home 
■ A Away 
N Neutral

Central Ark.

Through Games Of Jan. 11, 2015

Average RPI Win:	279	WON-LOST	WINNING	LAST 10	STRENGTH OF	OPP. STRENGTH	TEAM	ADJ.	CONF.	ADJ CONF.
Average RPI Loss:	163	RECORD	PCT. RANK	GAMES	SCHEDULE	OF SCHEDULE	RPI	RPI	RPI	RPI
DIV. I ONLY	5- 6	194	4- 3	221	334	230	230	29	29	
DIV. I NON-CONF.	3- 5	215	2- 3	216	310	254	254	29	29	
TOTALS	RPI 1-25	RPI 26-50	W-L RECORDS	RPI 51-100	RPI 101-150	RPI 150+				
5- 6	0- 1	0- 0	OVERALL	0- 1	0- 0	5- 4				
2- 3	0- 0	0- 0	HOME	0- 0	0- 0	2- 3				
2- 2	0- 1	0- 0	AWAY	0- 1	0- 0	2- 0				
1- 1	0- 0	0- 0	NEUTRAL	0- 0	0- 0	1- 1				
3- 5	0- 1	0- 0	NON-CONFERENCE	0- 1	0- 0	3- 3				
1- 2	0- 0	0- 0	HOME	0- 0	0- 0	1- 2				
1- 2	0- 1	0- 0	AWAY	0- 1	0- 0	1- 0				
1- 1	0- 0	0- 0	NEUTRAL	0- 0	0- 0	1- 1				
2- 1	0- 0	0- 0	CONFERENCE	0- 0	0- 0	2- 1				
1- 1	0- 0	0- 0	HOME	0- 0	0- 0	1- 1				
1- 0	0- 0	0- 0	AWAY	0- 0	0- 0	1- 0				
0- 0	0- 0	0- 0	NEUTRAL	0- 0	0- 0	0- 0				

RPI 1-25				RPI 26-50				RPI 51-100				RPI 101+ Team's RPI: 230			
RPI	S	Opponent	Score	RPI	S	Opponent	Score	RPI	S	Opponent	Score	RPI	S	Opponent	Score
14	A	Western Ky.	57 93					70	A	Georgia Tech	50 88	168	H	Jacksonville St.	54 63
												203	H	Stephen F. Austin	46 73
												220	H	Austin Peay	63 54
												221	N	Eastern Ky.	55 56
												258	A	Abilene Christian	66 60
												272	N	Jackson St.	56 45
												299	H	Southeast Mo. St.	46 48
												320	A	Alcorn	62 36
												323	H	A&M-Corpus Christi	63 59
LAST 12 Division I GAMES:															
320	A	Alcorn	62 36	203	H	Stephen F. Austin	46 73								
168	H	Jacksonville St.	54 63	323	H	A&M-Corpus Christi	63 59								
272	N	Jackson St.	56 45	258	A	Abilene Christian	66 60								
221	N	Eastern Ky.	55 56	220	H	Austin Peay	63 54								
14	A	Western Ky.	57 93	70	A	Georgia Tech	50 88								
				299	H	Southeast Mo. St.	46 48								

Non-Div I Games: Williams Baptist 73 57 Lyon 59 43 Blue Mountain 71 30 Central Baptist 72 39  
Central Ark.

Loss, Non-Conf, S Site, H Home A Away N Neutral

Average RPI Win:	223	WON-LOST	WINNING	LAST 10	STRENGTH OF	OPP. STRENGTH	TEAM	ADJ.	CONF.	ADJ CONF.
Average RPI Loss:	122	RECORD	PCT. RANK	GAMES	SCHEDULE	OF SCHEDULE	RPI	RPI	RPI	RPI
DIV. I ONLY	7- 7	159	0- 1	119	247	153	153	28	28	
DIV. I NON-CONF.	4- 7	220	0- 1	58	243	147	147	28	28	
TOTALS	RPI 1-25	RPI 26-50	W-L RECORDS	RPI 51-100	RPI 101-150	RPI 150+				
7- 7	0- 0	0- 0	OVERALL	1- 2	0- 4	6- 1				
3- 4	0- 0	0- 0	HOME	0- 1	0- 2	3- 1				
4- 3	0- 0	0- 0	AWAY	1- 0	0- 0	3- 0				
0- 0	0- 0	0- 0	NEUTRAL	0- 0	0- 0	0- 0				
4- 7	0- 0	0- 0	NON-CONFERENCE	1- 2	0- 4	3- 1				
1- 4	0- 0	0- 0	HOME	0- 1	0- 2	1- 1				
3- 3	0- 0	0- 0	AWAY	1- 1	0- 2	2- 0				
0- 0	0- 0	0- 0	NEUTRAL	0- 0	0- 0	0- 0				
3- 0	0- 0	0- 0	CONFERENCE	0- 0	0- 0	3- 0				
2- 0	0- 0	0- 0	HOME	0- 0	0- 0	2- 0				
1- 0	0- 0	0- 0	AWAY	0- 0	0- 0	1- 0				
0- 0	0- 0	0- 0	NEUTRAL	0- 0	0- 0	0- 0				

RPI 1-25				RPI 26-50				RPI 51-100				RPI 101+ Team's RPI: 153			
RPI	S	Opponent	Score	RPI	S	Opponent	Score	RPI	S	Opponent	Score	RPI	S	Opponent	Score
								59	A	Syracuse	43 74	122	H	Maine	58 72
								76	H	Fordham	36 72	131	A	Rhode Island	46 58
								84	A	Hofstra	71 66	132	H	Hartford	63 75
												146	A	Siena	57 79
												160	A	New Hampshire	64 58
												191	H	Army	60 74
												200	A	Sacred Heart	62 49
												245	A	UMass Lowell	81 58
												255	H	Robert Morris	63 46
												305	H	Fairleigh Dickinson	82 53
												309	H	Vermont	77 75
LAST 12 Division I GAMES:															
				76	H	Fordham	36 72					255	H	Robert Morris	63 46
				122	H	Maine	58 72					200	A	Sacred Heart	62 49
				160	A	New Hampshire	64 58					305	H	Fairleigh Dickinson	82 53
				309	H	Vermont	77 75					59	A	Syracuse	43 74
				245	A	UMass Lowell	81 58					191	H	Army	60 74
				146	A	Siena	57 79					131	A	Rhode Island	46 58

Non-Div I Games:

Central Conn. St.

Average RPI Win:	212	WON-LOST	WINNING	LAST 10	STRENGTH OF	OPP. STRENGTH	TEAM	ADJ.	CONF.	ADJ CONF.
Average RPI Loss:	35	RECORD	PCT. RANK	GAMES	SCHEDULE	OF SCHEDULE	RPI	RPI	RPI	RPI
DIV. I ONLY	8- 6	129	5- 5	59	94	90	90	15	15	
DIV. I NON-CONF.	5- 6	175	4- 5	31	26	98	98	16	16	
TOTALS	RPI 1-25	RPI 26-50	W-L RECORDS	RPI 51-100	RPI 101-150	RPI 150+				
8- 6	0- 4	0- 1	OVERALL	0- 0	2- 1	6- 0				
5- 2	0- 2	0- 0	HOME	0- 0	0- 0	5- 0				
1- 3	0- 1	0- 1	AWAY	0- 0	0- 1	1- 0				
2- 1	0- 1	0- 0	NEUTRAL	0- 0	2- 0	0- 0				
5- 6	0- 4	0- 1	NON-CONFERENCE	0- 0	2- 1	3- 0				
3- 2	0- 2	0- 0	HOME	0- 0	0- 0	3- 0				
0- 3	0- 1	0- 1	AWAY	0- 0	0- 1	0- 0				
2- 1	0- 1	0- 0	NEUTRAL	0- 0	2- 0	0- 0				
3- 0	0- 0	0- 0	CONFERENCE	0- 0	0- 0	3- 0				
2- 0	0- 0	0- 0	HOME	0- 0	0- 0	2- 0				
1- 0	0- 0	0- 0	AWAY	0- 0	0- 0	1- 0				
0- 0	0- 0	0- 0	NEUTRAL	0- 0	0- 0	0- 0				

RPI 1-25				RPI 26-50				RPI 51-100				RPI 101+			
RPI	S	Opponent	Score	RPI	S	Opponent	Score	RPI	S	Opponent	Score	RPI	S	Opponent	Score
3	H	Kentucky	68 71	26	A	Minnesota	64 67					101	N	Richmond	61 56
7	N	South Carolina	45 80									134	N	Oregon	73 67
18	A	Dayton	76 86									139	A	Memphis	61 62
18	H	Dayton	89 98									165	H	Massachusetts	72 70
												166	H	Buffalo	66 58
												213	H	Oakland	74 69
												280	H	Northern Ill.	56 43
												285	A	Kent St.	83 62
												348	H	Delaware St.	91 63
LAST 12 Division I GAMES:															
280	H	Northern Ill.	56 43	166	H	Buffalo	66 58								
348	H	Delaware St.	91 63	285	A	Kent St.	83 62								
18	A	Dayton	76 86	18	H	Dayton	89 98								
139	A	Memphis	61 62	213	H	Oakland	74 69								
134	N	Oregon	73 67	26	A	Minnesota	64 67								
101	N	Richmond	61 56	7	N	South Carolina	45 80								

Non-Div I Games:

Central Mich.

Average RPI Win: 0		WON-LOST	WINNING	LAST 10	STRENGTH OF		OPP. STRENGTH	TEAM	ADJ.	CONF.	ADJ CONF.
Average RPI Loss: 241		RECORD	PCT. RANK	GAMES	SCHEDULE		OF SCHEDULE	RPI	RPI	RPI	RPI
DIV. I ONLY		0- 11	345	0- 9	323		346	349	349	31	31
DIV. I NON-CONF.		0- 5	338	0- 5	331		272	349	349	32	32
TOTALS		RPI 1-25	RPI 26-50		W-L RECORDS		RPI 51-100	RPI 101-150		RPI 150+	
0- 11		0- 0	0- 0		OVERALL		0- 0	0- 1		0- 10	
0- 3		0- 0	0- 0		HOME		0- 0	0- 1		0- 2	
0- 7		0- 0	0- 0		AWAY		0- 0	0- 0		0- 7	
0- 1		0- 0	0- 0		NEUTRAL		0- 0	0- 0		0- 1	
0- 5		0- 0	0- 0		NON-CONFERENCE		0- 0	0- 0		0- 5	
0- 0		0- 0	0- 0		HOME		0- 0	0- 0		0- 0	
0- 4		0- 0	0- 0		AWAY		0- 0	0- 0		0- 4	
0- 1		0- 0	0- 0		NEUTRAL		0- 0	0- 0		0- 1	
0- 6		0- 0	0- 0		CONFERENCE		0- 0	0- 1		0- 5	
0- 3		0- 0	0- 0		HOME		0- 0	0- 1		0- 2	
0- 3		0- 0	0- 0		AWAY		0- 0	0- 0		0- 3	
0- 0		0- 0	0- 0		NEUTRAL		0- 0	0- 0		0- 0	

RPI 1-25				RPI 26-50				RPI 51-100				RPI 101+				Team's RPI: 349	
RPI	S	Opponent	Score	RPI	S	Opponent	Score	RPI	S	Opponent	Score	RPI	S	Opponent	Score		
												141	H	High Point	44	77	
												168	N	Jacksonville St.	43	70	
												181	A	Charlotte	43	75	
												188	A	Florida	64	92	
												218	H	Winthrop	50	79	
												235	A	Radford	51	53	
												268	A	UNCW	70	80	
												274	H	Campbell	65	69	
												304	A	Gardner-Webb	54	70	
												327	A	Wofford	48	55	
												342	A	UNC Asheville	47	56	
LAST 12 Division I GAMES:																	
				304	A	Gardner-Webb	54	70	141	H	High Point	44	77				
				181	A	Charlotte	43	75	235	A	Radford	51	53				
				342	A	UNC Asheville	47	56	218	H	Winthrop	50	79				
				188	A	Florida	64	92	268	A	UNCW	70	80				
				327	A	Wofford	48	55	168	N	Jacksonville St.	43	70				
									274	H	Campbell	65	69				

Non-Div I Games:	Clearwater	90	37	Montreat	86	34	Trinity Baptist	98	35
------------------	------------	----	----	----------	----	----	-----------------	----	----

Charleston So.

Loss, Non-Conf, S Site, H Home A Away N Neutral

Average RPI Win:	202	WON-LOST	WINNING	LAST 10	STRENGTH OF	OPP. STRENGTH	TEAM	ADJ.	CONF.	ADJ CONF.
Average RPI Loss:	99	RECORD	PCT. RANK	GAMES	SCHEDULE	OF SCHEDULE	RPI	RPI	RPI	RPI
DIV. I ONLY	5- 10	252	4- 6	54	118	181	181	18	18	
DIV. I NON-CONF.	4- 8	233	3- 6	97	131	205	205	18	18	
TOTALS	RPI 1-25	RPI 26-50	W-L RECORDS	RPI 51-100	RPI 101-150	RPI 150+				
5- 10	0- 3	0- 0	OVERALL	1- 2	1- 2	3- 3				
4- 3	0- 1	0- 0	HOME	0- 2	1- 0	3- 0				
1- 4	0- 1	0- 0	AWAY	1- 0	0- 2	0- 1				
0- 3	0- 1	0- 0	NEUTRAL	0- 0	0- 0	0- 2				
4- 8	0- 2	0- 0	NON-CONFERENCE	1- 2	0- 1	3- 3				
3- 2	0- 0	0- 0	HOME	0- 2	0- 0	3- 0				
1- 3	0- 1	0- 0	AWAY	1- 0	0- 1	0- 1				
0- 3	0- 1	0- 0	NEUTRAL	0- 0	0- 0	0- 2				
1- 2	0- 1	0- 0	CONFERENCE	0- 0	1- 1	0- 0				
1- 1	0- 1	0- 0	HOME	0- 0	1- 0	0- 0				
0- 1	0- 0	0- 0	AWAY	0- 0	0- 1	0- 0				
0- 0	0- 0	0- 0	NEUTRAL	0- 0	0- 0	0- 0				

RPI 1-25				RPI 26-50				RPI 51-100				RPI 101+ Team's RPI: 181			
RPI	S	Opponent	Score	RPI	S	Opponent	Score	RPI	S	Opponent	Score	RPI	S	Opponent	Score
7	A	South Carolina	61 82					58	H	North Carolina St.	63 70	129	H	Marshall	74 56
14	H	Western Ky.	61 76					74	H	Elon	54 67	136	A	Old Dominion	57 66
16	N	Princeton	43 73					83	A	Liberty	79 77	150	A	Ball St.	66 76
												159	N	Wake Forest	58 65
												161	N	Montana	58 67
												215	A	Utah	52 54
												223	H	Presbyterian	66 50
												227	H	Davidson	86 51
												349	H	Charleston So.	75 43
LAST 12 Division I GAMES:															
129	H	Marshall	74 56	136	A	Old Dominion	57 66								
14	H	Western Ky.	61 76	215	A	Utah	52 54								
7	A	South Carolina	61 82	227	H	Davidson	86 51								
16	N	Princeton	43 73	223	H	Presbyterian	66 50								
159	N	Wake Forest	58 65	150	A	Ball St.	66 76								
161	N	Montana	58 67	349	H	Charleston So.	75 43								

Non-Div I Games:

Charlotte

  Loss, 
  Non-Conf, 
S Site, 
  Home 
  Away 
N Neutral

## Chattanooga

Through Games Of Jan. 11, 2015

Average RPI Win:	168	WON-LOST	WINNING	LAST 10	STRENGTH OF	OPP. STRENGTH	TEAM	ADJ.	CONF.	ADJ CONF.
Average RPI Loss:	34	RECORD	PCT. RANK	GAMES	SCHEDULE	OF SCHEDULE	RPI	RPI	RPI	RPI
DIV. I ONLY	13- 3	30	9- 1	96	77	41	41	19	19	
DIV. I NON-CONF.	12- 3	47	10- 1	78	53	31	31	20	20	
TOTALS	RPI 1-25	RPI 26-50	W-L RECORDS	RPI 51-100	RPI 101-150	RPI 150+				
13- 3	1- 2	1- 0	OVERALL	1- 1	2- 0	8- 0				
6- 1	1- 1	1- 0	HOME	0- 0	1- 0	3- 0				
5- 2	0- 1	0- 0	AWAY	0- 1	1- 0	4- 0				
2- 0	0- 0	0- 0	NEUTRAL	1- 0	0- 0	1- 0				
12- 3	1- 2	1- 0	NON-CONFERENCE	1- 1	2- 0	7- 0				
6- 1	1- 1	1- 0	HOME	0- 0	1- 0	3- 0				
4- 2	0- 1	0- 0	AWAY	0- 1	1- 0	3- 0				
2- 0	0- 0	0- 0	NEUTRAL	1- 0	0- 0	1- 0				
1- 0	0- 0	0- 0	CONFERENCE	0- 0	0- 0	1- 0				
0- 0	0- 0	0- 0	HOME	0- 0	0- 0	0- 0				
1- 0	0- 0	0- 0	AWAY	0- 0	0- 0	1- 0				
0- 0	0- 0	0- 0	NEUTRAL	0- 0	0- 0	0- 0				

RPI 1-25				RPI 26-50				Team's RPI: 41				RPI 51-100				RPI 101+			
RPI	S	Opponent	Score	RPI	S	Opponent	Score	RPI	S	Opponent	Score	RPI	S	Opponent	Score	RPI	S	Opponent	Score
1	A	Notre Dame	53 88	32	H	Stanford	54 46	78	N	South Dakota	67 54	105	A	Butler	76 47				
2	H	Tennessee	67 63					80	A	Arkansas St.	52 57	108	H	Villanova	49 45				
21	H	South Fla.	57 59									176	A	Harvard	54 52				
												196	A	UT Martin	65 54				
												199	A	Belmont	60 48				
												220	H	Austin Peay	76 65				
												232	H	N.C. A&T	58 43				
												238	N	SIUE	59 49				
												277	H	Morgan St.	55 40				
												327	A	Wofford	70 43				
LAST 12 Division I GAMES:																			
327	A	Wofford	70 43	78	N	South Dakota	67 54												
176	A	Harvard	54 52	238	N	SIUE	59 49												
199	A	Belmont	60 48	232	H	N.C. A&T	58 43												
80	A	Arkansas St.	52 57	277	H	Morgan St.	55 40												
2	H	Tennessee	67 63	32	H	Stanford	54 46												
220	H	Austin Peay	76 65	196	A	UT Martin	65 54												

Non-Div I Games:

Chattanooga

■ Loss, 
■ Non-Conf, S Site, 
■ Home 
■ Away 
N Neutral



Average RPI Win:	336	WON-LOST	WINNING	LAST 10	STRENGTH OF	OPP. STRENGTH	TEAM	ADJ.	CONF.	ADJ CONF.
Average RPI Loss:	187	RECORD	PCT. RANK	GAMES	SCHEDULE	OF SCHEDULE	RPI	RPI	RPI	RPI
DIV. I ONLY	1- 12	341	1- 8	220	330	334	334	30	30	
DIV. I NON-CONF.	1- 11	337	1- 9	206	336	329	329	33	33	
TOTALS	RPI 1-25	RPI 26-50	W-L RECORDS	RPI 51-100	RPI 101-150	RPI 150+				
1- 12	0- 0	0- 1	OVERALL	0- 1	0- 1	1- 9				
0- 7	0- 0	0- 1	HOME	0- 1	0- 1	0- 4				
1- 5	0- 0	0- 0	AWAY	0- 0	0- 0	1- 0				
0- 0	0- 0	0- 0	NEUTRAL	0- 0	0- 0	0- 0				
1- 11	0- 0	0- 1	NON-CONFERENCE	0- 1	0- 1	1- 8				
0- 6	0- 0	0- 1	HOME	0- 1	0- 1	0- 3				
1- 5	0- 0	0- 0	AWAY	0- 0	0- 0	1- 5				
0- 0	0- 0	0- 0	NEUTRAL	0- 0	0- 0	0- 0				
0- 1	0- 0	0- 0	CONFERENCE	0- 0	0- 0	0- 1				
0- 1	0- 0	0- 0	HOME	0- 0	0- 0	0- 1				
0- 0	0- 0	0- 0	AWAY	0- 0	0- 0	0- 0				
0- 0	0- 0	0- 0	NEUTRAL	0- 0	0- 0	0- 0				

RPI 1-25				RPI 26-50				RPI 51-100				RPI 101+				Team's RPI: 334	
RPI	S	Opponent	Score	RPI	S	Opponent	Score	RPI	S	Opponent	Score	RPI	S	Opponent	Score		
				35	H	Northwestern	48 102					102	H	DePaul	34 87		
												154	A	Ill.-Chicago	44 70		
												162	A	Wright St.	40 81		
												178	H	Tex.-Pan American	60 75		
												213	A	Oakland	40 66		
												217	A	NJIT	48 59		
												237	H	Western Ill.	55 90		
												272	H	Jackson St.	60 70		
												292	H	IPFW	62 79		
												306	A	Milwaukee	47 69		
												336	A	Bradley	62 59		
LAST 12 Division I GAMES:																	
				178	H	Tex.-Pan American	60 75	162	A	Wright St.	40 81						
				217	A	NJIT	48 59	306	A	Milwaukee	47 69						
				72	H	Western Mich.	43 73	336	A	Bradley	62 59						
				272	H	Jackson St.	60 70	154	A	Ill.-Chicago	44 70						
				213	A	Oakland	40 66	102	H	DePaul	34 87						
				237	H	Western Ill.	55 90	292	H	IPFW	62 79						

Non-Div I Games: St. Joseph's (IN) 61 58

Chicago St.

■ Loss, ■ Non-Conf, S Site, H Home A Away N Neutral

Average RPI Win:	250	WON-LOST	WINNING	LAST 10	STRENGTH OF	OPP. STRENGTH	TEAM	ADJ.	CONF.	ADJ CONF.
Average RPI Loss:	152	RECORD	PCT. RANK	GAMES	SCHEDULE	OF SCHEDULE	RPI	RPI	RPI	RPI
DIV. I ONLY	5- 11	266	0- 1	240	202	278	278	8	8	
DIV. I NON-CONF.	3- 8	263	0- 1	258	240	313	313	9	9	
TOTALS	RPI 1-25	RPI 26-50	W-L RECORDS	RPI 51-100	RPI 101-150	RPI 150+				
5- 11	0- 0	0- 2	OVERALL	0- 2	0- 1	5- 6				
4- 3	0- 0	0- 1	HOME	0- 0	0- 1	4- 1				
1- 6	0- 0	0- 1	AWAY	0- 1	0- 0	1- 4				
0- 2	0- 0	0- 0	NEUTRAL	0- 1	0- 0	0- 1				
3- 8	0- 0	0- 1	NON-CONFERENCE	0- 2	0- 1	3- 4				
3- 1	0- 0	0- 0	HOME	0- 0	0- 1	3- 0				
0- 5	0- 0	0- 1	AWAY	0- 1	0- 0	0- 3				
0- 2	0- 0	0- 0	NEUTRAL	0- 1	0- 0	0- 1				
2- 3	0- 0	0- 1	CONFERENCE	0- 0	0- 0	2- 2				
1- 2	0- 0	0- 1	HOME	0- 0	0- 0	1- 1				
1- 1	0- 0	0- 0	AWAY	0- 0	0- 0	1- 1				
0- 0	0- 0	0- 0	NEUTRAL	0- 0	0- 0	0- 0				

RPI S	Opponent	Score	RPI S	Opponent	Score	RPI S	Opponent	Score	RPI S	Opponent	Score	Team's RPI: 278
38	H Tulane	50 60	60	A UCLA	58 66	120	H Xavier	71 72				
50	A Iowa St.	54 85	97	N Creighton	52 63	175	H Temple	64 81				
						196	A UT Martin	61 62				
						201	A Tulsa	52 74				
						210	A Northern Ky.	52 66				
						211	H Delaware	67 59				
						212	H UCF	70 54				
						251	N San Jose St.	54 79				
						256	A Houston	76 73				
						279	A Bowling Green	55 66				
						284	H Detroit	70 38				
						288	H Ark.-Pine Bluff	73 57				
LAST 12 Division I GAMES:												
251	N San Jose St.	54 79	256	A Houston	76 73							
212	H UCF	70 54	175	H Temple	64 81							
210	A Northern Ky.	52 66	201	A Tulsa	52 74							
120	H Xavier	71 72	38	H Tulane	50 60							
279	A Bowling Green	55 66	284	H Detroit	70 38							
60	A UCLA	58 66	211	H Delaware	67 59							

Non-Div I Games:

Cincinnati

■ Loss, 
■ Non-Conf, 
■ S Site, 
■ H Home 
■ A Away 
N Neutral

Average RPI Win:	228	WON-LOST	WINNING	LAST 10	STRENGTH OF	OPP. STRENGTH	TEAM	ADJ.	CONF.	ADJ CONF.
Average RPI Loss:	34	RECORD	PCT. RANK	GAMES	SCHEDULE	OF SCHEDULE	RPI	RPI	RPI	RPI
DIV. I ONLY	9- 8	153	6- 4	24	119	96	96	2	2	
DIV. I NON-CONF.	8- 5	124	5- 3	49	168	82	82	2	2	
TOTALS	RPI 1-25	RPI 26-50	W-L RECORDS	RPI 51-100	RPI 101-150	RPI 150+				
9- 8	0- 4	0- 2	OVERALL	0- 2	2- 0	7- 0				
9- 1	0- 1	0- 0	HOME	0- 0	2- 0	7- 0				
0- 4	0- 1	0- 1	AWAY	0- 2	0- 0	0- 0				
0- 3	0- 2	0- 1	NEUTRAL	0- 0	0- 0	0- 0				
8- 5	0- 3	0- 2	NON-CONFERENCE	0- 0	2- 0	6- 0				
8- 0	0- 0	0- 0	HOME	0- 0	2- 0	6- 0				
0- 2	0- 1	0- 1	AWAY	0- 0	0- 0	0- 0				
0- 3	0- 2	0- 1	NEUTRAL	0- 0	0- 0	0- 0				
1- 3	0- 1	0- 0	CONFERENCE	0- 2	0- 0	1- 0				
1- 1	0- 1	0- 0	HOME	0- 0	0- 0	1- 0				
0- 2	0- 0	0- 0	AWAY	0- 2	0- 0	0- 0				
0- 0	0- 0	0- 0	NEUTRAL	0- 0	0- 0	0- 0				

RPI 1-25				RPI 26-50				RPI 51-100				Team's RPI: 96	RPI 101+			
RPI	S	Opponent	Score	RPI	S	Opponent	Score	RPI	S	Opponent	Score		RPI	S	Opponent	Score
7	A	South Carolina	41 99	33	A	Middle Tenn.	28 69	58	A	North Carolina St.	50 76		110	H	Furman	79 69
15	N	FGCU	61 86	42	N	Wichita St.	48 63	70	A	Georgia Tech	66 74		140	H	North Dakota	72 67
24	N	Ohio St.	77 86										164	H	Troy	82 73
25	H	Florida St.	52 82										182	H	Virginia Tech	63 54
													217	H	NJIT	64 47
													287	H	UNC Greensboro	80 51
													301	H	South Carolina St.	66 57
													308	H	Tennessee Tech	76 61
													340	H	Longwood	72 56
LAST 12 Division I GAMES:																
58	A	North Carolina St.	50 76	70	A	Georgia Tech	66 74									
25	H	Florida St.	52 82	182	H	Virginia Tech	63 54									
308	H	Tennessee Tech	76 61	217	H	NJIT	64 47									
33	A	Middle Tenn.	28 69	301	H	South Carolina St.	66 57									
42	N	Wichita St.	48 63	340	H	Longwood	72 56									
15	N	FGCU	61 86	140	H	North Dakota	72 67									

Non-Div I Games:

Clemson

■ Loss, 
■ Non-Conf, 
■ S Site, 
■ H Home 
■ A Away 
N Neutral

Average RPI Win:	204	WON-LOST	WINNING	LAST 10	STRENGTH OF	OPP. STRENGTH	TEAM	ADJ.	CONF.	ADJ CONF.
Average RPI Loss:	132	RECORD	PCT. RANK	GAMES	SCHEDULE	OF SCHEDULE	RPI	RPI	RPI	RPI
DIV. I ONLY	7- 5	124	5- 3	234	114	148	148	12	12	
DIV. I NON-CONF.	6- 5	145	5- 4	198	134	142	142	12	12	
TOTALS	RPI 1-25	RPI 26-50	W-L RECORDS	RPI 51-100	RPI 101-150	RPI 150+				
7- 5	0- 0	0- 1	OVERALL	2- 1	0- 0	5- 3				
5- 1	0- 0	0- 0	HOME	2- 0	0- 0	3- 1				
2- 4	0- 0	0- 1	AWAY	0- 1	0- 0	2- 2				
0- 0	0- 0	0- 0	NEUTRAL	0- 0	0- 0	0- 0				
6- 5	0- 0	0- 1	NON-CONFERENCE	2- 1	0- 0	4- 3				
4- 1	0- 0	0- 0	HOME	2- 0	0- 0	2- 1				
2- 4	0- 0	0- 1	AWAY	0- 1	0- 0	2- 2				
0- 0	0- 0	0- 0	NEUTRAL	0- 0	0- 0	0- 0				
1- 0	0- 0	0- 0	CONFERENCE	0- 0	0- 0	1- 0				
1- 0	0- 0	0- 0	HOME	0- 0	0- 0	1- 0				
0- 0	0- 0	0- 0	AWAY	0- 0	0- 0	0- 0				
0- 0	0- 0	0- 0	NEUTRAL	0- 0	0- 0	0- 0				

RPI S	Opponent	Score	RPI S	Opponent	Score	RPI S	Opponent	Score	RPI S	Opponent	Score	Team's RPI: 148
26	A Minnesota	76 93	85	A Ohio	64 71	170	A Fla. Atlantic	74 79				
			86	H East Carolina	59 57	173	H Niagara	58 76				
			99	H Toledo	81 71	199	H Belmont	89 86				
						205	A Eastern Mich.	68 71				
						209	A Morehead St.	80 72				
						236	H Valparaiso	69 62				
						285	H Kent St.	69 67				
						314	A FIU	73 65				
LAST 12 Division I GAMES:												
236	H Valparaiso	69 62	209	A Morehead St.	80 72							
85	A Ohio	64 71	173	H Niagara	58 76							
314	A FIU	73 65	199	H Belmont	89 86							
170	A Fla. Atlantic	74 79	285	H Kent St.	69 67							
26	A Minnesota	76 93	86	H East Carolina	59 57							
99	H Toledo	81 71	205	A Eastern Mich.	68 71							

Non-Div I Games: Notre Dame (OH) 83 67 Bluefield St. 77 74

Cleveland St.

Loss, Non-Conf, S Site, H Home A Away N Neutral

Average RPI Win:	288	WON-LOST	WINNING	LAST 10	STRENGTH OF	OPP. STRENGTH	TEAM	ADJ.	CONF.	ADJ CONF.
Average RPI Loss:	203	RECORD	PCT. RANK	GAMES	SCHEDULE	OF SCHEDULE	RPI	RPI	RPI	RPI
DIV. I ONLY	3- 8	277	2- 7	322	325	337	337	31	31	
DIV. I NON-CONF.	2- 3	206	2- 3	341	299	336	336	32	32	
TOTALS	RPI 1-25	RPI 26-50	W-L RECORDS	RPI 51-100	RPI 101-150	RPI 150+				
3- 8	0- 0	0- 0	OVERALL	0- 1	0- 3	3- 4				
2- 4	0- 0	0- 0	HOME	0- 1	0- 2	2- 1				
1- 3	0- 0	0- 0	AWAY	0- 0	0- 1	1- 2				
0- 1	0- 0	0- 0	NEUTRAL	0- 0	0- 0	0- 1				
2- 3	0- 0	0- 0	NON-CONFERENCE	0- 0	0- 2	2- 1				
2- 1	0- 0	0- 0	HOME	0- 0	0- 1	2- 0				
0- 1	0- 0	0- 0	AWAY	0- 0	0- 1	0- 0				
0- 1	0- 0	0- 0	NEUTRAL	0- 0	0- 0	0- 1				
1- 5	0- 0	0- 0	CONFERENCE	0- 1	0- 1	1- 3				
0- 3	0- 0	0- 0	HOME	0- 1	0- 1	0- 1				
1- 2	0- 0	0- 0	AWAY	0- 0	0- 0	1- 2				
0- 0	0- 0	0- 0	NEUTRAL	0- 0	0- 0	0- 0				

RPI 1-25			RPI 26-50			RPI 51-100			RPI 101+			Team's RPI: 337
RPI	S	Opponent	Score	RPI	S	Opponent	Score	RPI	S	Opponent	Score	
						83 H Liberty	47 66			110 A Furman	56 90	
										129 H Marshall	65 77	
										141 H High Point	64 79	
										223 H Presbyterian	78 84	
										235 A Radford	75 42	
										292 H IPFW	90 63	
										296 N Saint Francis (PA)	72 75	
										304 A Gardner-Webb	74 82	
										338 H N.C. Central	67 52	
										340 A Longwood	74 78	
LAST 12 Division I GAMES:												
223	H	Presbyterian	78 84	340	A	Longwood	74 78					
83	H	Liberty	47 66	304	A	Gardner-Webb	74 82					
110	A	Furman	56 90	141	H	High Point	64 79					
129	H	Marshall	65 77	296	N	Saint Francis (PA)	72 75					
292	H	IPFW	90 63	338	H	N.C. Central	67 52					
				235	A	Radford	75 42					

Non-Div I Games: Barber-Scotia 121 32 UNC Pembroke 64 48 Johnson & Wales (NC) 13 34 Pfeiffer 69 62 Coastal Caro.

Average RPI Win:	201	WON-LOST	WINNING	LAST 10	STRENGTH OF	OPP. STRENGTH	TEAM	ADJ.	CONF.	ADJ CONF.
Average RPI Loss:	132	RECORD	PCT. RANK	GAMES	SCHEDULE	OF SCHEDULE	RPI	RPI	RPI	RPI
DIV. I ONLY	3- 12	309	0- 1	39	206	229	229	11	11	
DIV. I NON-CONF.	2- 9	297	0- 1	24	224	223	223	10	10	
TOTALS	RPI 1-25	RPI 26-50	W-L RECORDS	RPI 51-100	RPI 101-150	RPI 150+				
3- 12	0- 2	0- 1	OVERALL	0- 4	1- 1	2- 4				
3- 1	0- 0	0- 0	HOME	0- 0	1- 0	2- 1				
0- 8	0- 1	0- 0	AWAY	0- 4	0- 0	0- 3				
0- 3	0- 1	0- 1	NEUTRAL	0- 0	0- 1	0- 0				
2- 9	0- 2	0- 1	NON-CONFERENCE	0- 2	1- 1	1- 3				
2- 1	0- 0	0- 0	HOME	0- 0	1- 0	1- 1				
0- 5	0- 1	0- 0	AWAY	0- 2	0- 0	0- 2				
0- 3	0- 1	0- 1	NEUTRAL	0- 0	0- 1	0- 0				
1- 3	0- 0	0- 0	CONFERENCE	0- 2	0- 0	1- 1				
1- 0	0- 0	0- 0	HOME	0- 0	0- 0	1- 0				
0- 3	0- 0	0- 0	AWAY	0- 2	0- 0	0- 1				
0- 0	0- 0	0- 0	NEUTRAL	0- 0	0- 0	0- 0				

RPI 1-25				RPI 26-50				RPI 51-100				RPI 101+ Team's RPI: 229			
RPI	S	Opponent	Score	RPI	S	Opponent	Score	RPI	S	Opponent	Score	RPI	S	Opponent	Score
4	N	UConn	24 85	26	N	Minnesota	50 74	74	A	Elon	68 77	108	N	Villanova	41 60
21	A	South Fla.	47 67					84	A	Hofstra	53 78	142	H	Mercer	72 59
								86	A	East Carolina	55 68	211	H	Delaware	55 49
								95	A	Kennesaw St.	61 68	231	A	George Mason	61 71
												250	H	USC Upstate	61 60
												268	A	UNCW	57 69
												287	H	UNC Greensboro	68 70
												301	A	South Carolina St.	51 60
LAST 12 Division I GAMES:															
108	N	Villanova	41 60	211	H	Delaware	55 49								
74	A	Elon	68 77	84	A	Hofstra	53 78								
268	A	UNCW	57 69	250	H	USC Upstate	61 60								
26	N	Minnesota	50 74	301	A	South Carolina St.	51 60								
4	N	UConn	24 85	142	H	Mercer	72 59								
231	A	George Mason	61 71	21	A	South Fla.	47 67								

Non-Div I Games:

Col. of Charleston

■ Loss, 
 ■ Non-Conf, 
 ■ S Site, 
 ■ H Home 
 ■ A Away 
 N Neutral

Average RPI Win: <b>263</b>	WON-LOST	WINNING	LAST 10	STRENGTH OF	OPP. STRENGTH	TEAM	ADJ.	CONF.	ADJ CONF.
Average RPI Loss: <b>126</b>	RECORD	PCT. RANK	GAMES	SCHEDULE	OF SCHEDULE	RPI	RPI	RPI	RPI
DIV. I ONLY	2- 13	329	2- 8	93	217	269	269	21	21
DIV. I NON-CONF.	1- 10	330	1- 7	121	200	296	296	22	22
TOTALS	RPI 1-25	RPI 26-50	W-L RECORDS	RPI 51-100	RPI 101-150	RPI 150+			
2- 13	0- 0	0- 1	OVERALL	0- 4	0- 4	2- 4			
1- 5	0- 0	0- 0	HOME	0- 2	0- 2	1- 1			
1- 8	0- 0	0- 1	AWAY	0- 2	0- 2	1- 3			
0- 0	0- 0	0- 0	NEUTRAL	0- 0	0- 0	0- 0			
1- 10	0- 0	0- 1	NON-CONFERENCE	0- 3	0- 3	1- 3			
1- 3	0- 0	0- 0	HOME	0- 1	0- 1	1- 1			
0- 7	0- 0	0- 1	AWAY	0- 2	0- 2	0- 2			
0- 0	0- 0	0- 0	NEUTRAL	0- 0	0- 0	0- 0			
1- 3	0- 0	0- 0	CONFERENCE	0- 1	0- 1	1- 1			
0- 2	0- 0	0- 0	HOME	0- 1	0- 1	0- 0			
1- 1	0- 0	0- 0	AWAY	0- 0	0- 0	1- 1			
0- 0	0- 0	0- 0	NEUTRAL	0- 0	0- 0	0- 0			

RPI S	Opponent	Score	RPI S	Opponent	Score	RPI S	Opponent	Score	RPI S	Opponent	Score	Team's RPI: 269
			34 A	Georgia	35 66	56 A	Rutgers	44 60	103 H	Lehigh	68 86	
						71 H	Albany (NY)	48 67	112 A	St. Bonaventure	49 65	
						75 A	Drexel	51 59	128 H	Cornell	66 74	
						77 H	American	58 66	146 A	Siena	68 80	
									157 A	Bucknell	75 77	
									176 A	Harvard	53 68	
									219 A	Monmouth	62 82	
									240 A	Holy Cross	76 71	
									285 H	Kent St.	61 62	
									286 H	Binghamton	74 55	
LAST 12 Division I GAMES:												
			77 H	American	58 66	103 H	Lehigh	68 86				
			240 A	Holy Cross	76 71	146 A	Siena	68 80				
			157 A	Bucknell	75 77	285 H	Kent St.	61 62				
			112 A	St. Bonaventure	49 65	219 A	Monmouth	62 82				
			56 A	Rutgers	44 60	286 H	Binghamton	74 55				
			34 A	Georgia	35 66	71 H	Albany (NY)	48 67				

Non-Div I Games:

Colgate

Average RPI Win:	184	WON-LOST	WINNING	LAST 10	STRENGTH OF	OPP. STRENGTH	TEAM	ADJ.	CONF.	ADJ CONF.
Average RPI Loss:	47	RECORD	PCT. RANK	GAMES	SCHEDULE	OF SCHEDULE	RPI	RPI	RPI	RPI
DIV. I ONLY	7- 8	184	2- 1	13	74	98	98	5	5	
DIV. I NON-CONF.	7- 4	108	2- 1	18	204	64	64	3	3	
TOTALS	RPI 1-25	RPI 26-50	W-L RECORDS	RPI 51-100	RPI 101-150	RPI 150+				
7- 8	0- 2	0- 3	OVERALL	1- 2	2- 1	4- 0				
6- 4	0- 1	0- 1	HOME	1- 2	2- 0	3- 0				
1- 4	0- 1	0- 2	AWAY	0- 0	0- 1	1- 0				
0- 0	0- 0	0- 0	NEUTRAL	0- 0	0- 0	0- 0				
7- 4	0- 2	0- 1	NON-CONFERENCE	1- 0	2- 1	4- 0				
6- 2	0- 1	0- 1	HOME	1- 0	2- 0	3- 0				
1- 2	0- 1	0- 0	AWAY	0- 0	0- 1	1- 0				
0- 0	0- 0	0- 0	NEUTRAL	0- 0	0- 0	0- 0				
0- 4	0- 0	0- 2	CONFERENCE	0- 2	0- 0	0- 0				
0- 2	0- 0	0- 0	HOME	0- 2	0- 0	0- 0				
0- 2	0- 0	0- 2	AWAY	0- 0	0- 0	0- 0				
0- 0	0- 0	0- 0	NEUTRAL	0- 0	0- 0	0- 0				

RPI 1-25				RPI 26-50				RPI 51-100				Team's RPI: 98	RPI 101+			
RPI	S	Opponent	Score	RPI	S	Opponent	Score	RPI	S	Opponent	Score		RPI	S	Opponent	Score
14	H	Western Ky.	78 79	27	A	California	59 75	53	H	Southern California	61 81		115	H	Colorado St.	87 81
20	A	Iowa	63 78	32	A	Stanford	55 62	60	H	UCLA	84 90		123	A	Missouri	50 53
				45	H	Long Beach St.	56 62	80	H	Arkansas St.	80 69		140	H	North Dakota	68 59
													180	H	Missouri St.	87 59
													195	H	Wyoming	76 71
													251	H	San Jose St.	97 89
													329	A	Denver	77 49
LAST 12 Division I GAMES:																
				80	H	Arkansas St.	80 69	60	H	UCLA	84 90					
				14	H	Western Ky.	78 79	53	H	Southern California	61 81					
				115	H	Colorado St.	87 81	27	A	California	59 75					
				123	A	Missouri	50 53	32	A	Stanford	55 62					
				20	A	Iowa	63 78	45	H	Long Beach St.	56 62					
				251	H	San Jose St.	97 89	195	H	Wyoming	76 71					

Non-Div I Games:

Colorado

■ Loss, 
 ■ Non-Conf, S Site, 
 ■ Home 
 ■ Away 
 N Neutral



Colorado St.

Through Games Of Jan. 11, 2015

Average RPI Win:	223	WON-LOST	WINNING	LAST 10	STRENGTH OF	OPP. STRENGTH	TEAM	ADJ.	CONF.	ADJ CONF.
Average RPI Loss:	114	RECORD	PCT. RANK	GAMES	SCHEDULE	OF SCHEDULE	RPI	RPI	RPI	RPI
DIV. I ONLY	9- 4	68	7- 2	229	195	115	115	20	20	
DIV. I NON-CONF.	6- 3	92	5- 2	188	196	116	116	19	19	
TOTALS	RPI 1-25	RPI 26-50	W-L RECORDS	RPI 51-100	RPI 101-150	RPI 150+				
9- 4	0- 0	0- 0	OVERALL	0- 2	2- 1	7- 1				
6- 1	0- 0	0- 0	HOME	0- 0	0- 0	6- 1				
2- 3	0- 0	0- 0	AWAY	0- 2	1- 1	1- 0				
1- 0	0- 0	0- 0	NEUTRAL	0- 0	1- 0	0- 0				
6- 3	0- 0	0- 0	NON-CONFERENCE	0- 2	2- 0	4- 1				
4- 1	0- 0	0- 0	HOME	0- 0	0- 0	4- 1				
1- 2	0- 0	0- 0	AWAY	0- 2	1- 0	0- 0				
1- 0	0- 0	0- 0	NEUTRAL	0- 0	1- 0	0- 0				
3- 1	0- 0	0- 0	CONFERENCE	0- 0	0- 1	3- 0				
2- 0	0- 0	0- 0	HOME	0- 0	0- 0	2- 0				
1- 1	0- 0	0- 0	AWAY	0- 0	0- 1	1- 0				
0- 0	0- 0	0- 0	NEUTRAL	0- 0	0- 0	0- 0				

RPI 1-25				RPI 26-50				RPI 51-100				RPI 101+				Team's RPI: 115	
RPI	S	Opponent	Score	RPI	S	Opponent	Score	RPI	S	Opponent	Score	RPI	S	Opponent	Score		
								82	A	BYU	58	69	118	N	TCU	76	62
								98	A	Colorado	81	87	124	A	Boise St.	65	75
												144	A	Drake	69	56	
												152	H	Hawaii	58	63	
												170	H	Fla. Atlantic	59	46	
												192	H	New Mexico	44	38	
												195	A	Wyoming	58	55	
												202	H	Cal Poly	65	63	
												310	H	Illinois St.	70	49	
												329	H	Denver	81	61	
												347	H	Air Force	62	42	
LAST 12 Division I GAMES:																	
				347	H	Air Force	62	42		124	A	Boise St.	65	75			
				195	A	Wyoming	58	55		202	H	Cal Poly	65	63			
				192	H	New Mexico	44	38		170	H	Fla. Atlantic	59	46			
				98	A	Colorado	81	87		329	H	Denver	81	61			
				118	N	TCU	76	62		82	A	BYU	58	69			
				310	H	Illinois St.	70	49		144	A	Drake	69	56			

Non-Div I Games: South Dakota Mines 75 39 Colorado Mines 99 45

Colorado St.

Loss, Non-Conf, S Site, H Home A Away N Neutral

Average RPI Win:	240	WON-LOST	WINNING	LAST 10	STRENGTH OF	OPP. STRENGTH	TEAM	ADJ.	CONF.	ADJ CONF.
Average RPI Loss:	229	RECORD	PCT. RANK	GAMES	SCHEDULE	OF SCHEDULE	RPI	RPI	RPI	RPI
DIV. I ONLY	5- 8	226	4- 6	313	322	324	324	10	10	
DIV. I NON-CONF.	5- 8	212	5- 7	318	325	325	325	11	11	
TOTALS	RPI 1-25	RPI 26-50	W-L RECORDS	RPI 51-100	RPI 101-150	RPI 150+				
5- 8	0- 0	0- 0	OVERALL	0- 1	2- 1	3- 6				
5- 4	0- 0	0- 0	HOME	0- 1	2- 0	3- 3				
0- 4	0- 0	0- 0	AWAY	0- 0	0- 1	0- 3				
0- 0	0- 0	0- 0	NEUTRAL	0- 0	0- 0	0- 0				
5- 8	0- 0	0- 0	NON-CONFERENCE	0- 1	2- 1	3- 6				
5- 4	0- 0	0- 0	HOME	0- 1	2- 0	3- 3				
0- 4	0- 0	0- 0	AWAY	0- 0	0- 1	0- 3				
0- 0	0- 0	0- 0	NEUTRAL	0- 0	0- 0	0- 0				
0- 0	0- 0	0- 0	CONFERENCE	0- 0	0- 0	0- 0				
0- 0	0- 0	0- 0	HOME	0- 0	0- 0	0- 0				
0- 0	0- 0	0- 0	AWAY	0- 0	0- 0	0- 0				
0- 0	0- 0	0- 0	NEUTRAL	0- 0	0- 0	0- 0				

RPI 1-25			RPI 26-50			RPI 51-100			RPI 101+			Team's RPI: 324
RPI	S	Opponent	Score	RPI	S	Opponent	Score	RPI	S	Opponent	Score	
						95 H Kennesaw St.	62 66	131 H Rhode Island			79 69	
								138 H Lafayette			72 65	
								149 A San Francisco			65 70	
								233 H Portland St.			66 71	
								244 A Stony Brook			68 82	
								245 H UMass Lowell			59 69	
								251 A San Jose St.			76 119	
								291 H LIU Brooklyn			54 45	
								295 A Wagner			86 97	
								305 H Fairleigh Dickinson			72 55	
								322 H UMBC			66 76	
								336 H Bradley			81 74	
LAST 12 Division I GAMES:												
305	H	Fairleigh Dickinson	72 55	291	H	LIU Brooklyn	54 45					
295	A	Wagner	86 97	322	H	UMBC	66 76					
233	H	Portland St.	66 71	245	H	UMass Lowell	59 69					
244	A	Stony Brook	68 82	95	H	Kennesaw St.	62 66					
138	H	Lafayette	72 65	336	H	Bradley	81 74					
251	A	San Jose St.	76 119	131	H	Rhode Island	79 69					

Non-Div I Games:

Columbia

■ Loss, 
■ Non-Conf, 
■ S Site, 
■ H Home 
■ A Away 
N Neutral

Average RPI Win:	332	WON-LOST	WINNING	LAST 10	STRENGTH OF	OPP. STRENGTH	TEAM	ADJ.	CONF.	ADJ CONF.
Average RPI Loss:	155	RECORD	PCT. RANK	GAMES	SCHEDULE	OF SCHEDULE	RPI	RPI	RPI	RPI
DIV. I ONLY	1- 11	339	1- 8	179	198	298	298	32	32	
DIV. I NON-CONF.	0- 10	338	0- 9	88	172	298	298	31	31	
TOTALS	RPI 1-25	RPI 26-50	W-L RECORDS	RPI 51-100	RPI 101-150	RPI 150+				
1- 11	0- 1	0- 1	OVERALL	0- 3	0- 1	1- 5				
0- 3	0- 1	0- 0	HOME	0- 0	0- 1	0- 1				
1- 8	0- 0	0- 1	AWAY	0- 3	0- 0	1- 4				
0- 0	0- 0	0- 0	NEUTRAL	0- 0	0- 0	0- 0				
0- 10	0- 1	0- 1	NON-CONFERENCE	0- 3	0- 1	0- 4				
0- 3	0- 1	0- 0	HOME	0- 0	0- 1	0- 1				
0- 7	0- 0	0- 1	AWAY	0- 3	0- 0	0- 3				
0- 0	0- 0	0- 0	NEUTRAL	0- 0	0- 0	0- 0				
1- 1	0- 0	0- 0	CONFERENCE	0- 0	0- 0	1- 1				
0- 0	0- 0	0- 0	HOME	0- 0	0- 0	0- 0				
1- 1	0- 0	0- 0	AWAY	0- 0	0- 0	1- 1				
0- 0	0- 0	0- 0	NEUTRAL	0- 0	0- 0	0- 0				

RPI 1-25				RPI 26-50				RPI 51-100				RPI 101+ Team's RPI: 298			
RPI	S	Opponent	Score	RPI	S	Opponent	Score	RPI	S	Opponent	Score	RPI	S	Opponent	Score
6	H	Maryland	51 110	34	A	Georgia	29 49	58	A	North Carolina St.	61 81	114	H	VCU	52 63
								61	A	Miami (FL)	54 70	159	A	Wake Forest	54 65
								65	A	West Virginia	43 83	255	H	Robert Morris	58 75
												313	A	Howard	66 68
												317	A	Mt. St. Mary's	65 81
												322	A	UMBC	65 78
												332	A	Norfolk St.	58 56
LAST 12 Division I GAMES:															
313	A	Howard	66 68	6	H	Maryland	51 110	61	A	Miami (FL)	54 70	317	A	Mt. St. Mary's	65 81
332	A	Norfolk St.	58 56	58	A	Georgia	29 49	65	A	West Virginia	43 83	34	A	Georgia	29 49
114	H	VCU	52 63	58	A	North Carolina St.	61 81	255	H	Robert Morris	58 75				
159	A	Wake Forest	54 65												
322	A	UMBC	65 78												
58	A	North Carolina St.	61 81												

Non-Div I Games: Virginia Union 68 54

Coppin St.

■ Loss, 
 ■ Non-Conf, 
 ■ S Site, 
 ■ H Home 
 ■ A Away 
 N Neutral

Average RPI Win:	209	WON-LOST	WINNING	LAST 10	STRENGTH OF	OPP. STRENGTH	TEAM	ADJ.	CONF.	ADJ CONF.
Average RPI Loss:	118	RECORD	PCT. RANK	GAMES	SCHEDULE	OF SCHEDULE	RPI	RPI	RPI	RPI
DIV. I ONLY	9- 5	98	7- 3	236	137	128	128	10	10	
DIV. I NON-CONF.	9- 5	103	9- 3	235	145	134	134	11	11	
TOTALS	RPI 1-25	RPI 26-50	W-L RECORDS	RPI 51-100	RPI 101-150	RPI 150+				
9- 5	0- 0	1- 0	OVERALL	0- 2	2- 1	6- 2				
5- 2	0- 0	1- 0	HOME	0- 0	2- 1	2- 1				
4- 3	0- 0	0- 0	AWAY	0- 2	0- 0	4- 1				
0- 0	0- 0	0- 0	NEUTRAL	0- 0	0- 0	0- 0				
9- 5	0- 0	1- 0	NON-CONFERENCE	0- 2	2- 1	6- 2				
5- 2	0- 0	1- 0	HOME	0- 0	2- 1	2- 1				
4- 3	0- 0	0- 0	AWAY	0- 2	0- 0	4- 1				
0- 0	0- 0	0- 0	NEUTRAL	0- 0	0- 0	0- 0				
0- 0	0- 0	0- 0	CONFERENCE	0- 0	0- 0	0- 0				
0- 0	0- 0	0- 0	HOME	0- 0	0- 0	0- 0				
0- 0	0- 0	0- 0	AWAY	0- 0	0- 0	0- 0				
0- 0	0- 0	0- 0	NEUTRAL	0- 0	0- 0	0- 0				

RPI 1-25				RPI 26-50				RPI 51-100				RPI 101+				Team's RPI: 128	
RPI	S	Opponent	Score	RPI	S	Opponent	Score	RPI	S	Opponent	Score	RPI	S	Opponent	Score		
				39	H	Youngstown St.	75 63	59	A	Syracuse	59 76	129	H	Marshall	58 49		
								75	A	Drexel	53 62						
												132	H	Hartford	46 48		
												135	H	Bryant	66 64		
												157	A	Bucknell	51 59		
												158	A	Fairfield	58 47		
												166	H	Buffalo	58 65		
												255	H	Robert Morris	70 59		
												269	A	Colgate	74 66		
												273	A	Loyola Maryland	79 61		
												309	A	Vermont	90 87		
												313	H	Howard	75 56		
LAST 12 Division I GAMES:																	
				313	H	Howard	75 56	59	A	Syracuse	59 76						
				39	H	Youngstown St.	75 63	273	A	Loyola Maryland	79 61						
				309	A	Vermont	90 87	255	H	Robert Morris	70 59						
				129	H	Marshall	58 49	135	H	Bryant	66 64						
				158	A	Fairfield	58 47	166	H	Buffalo	58 65						
				269	A	Colgate	74 66	157	A	Bucknell	51 59						

Non-Div I Games:

Cornell

■ Loss, 
 ■ Non-Conf, S Site, 
 ■ Home 
 ■ Away 
 N Neutral

Creighton

Through Games Of Jan. 11, 2015

Average RPI Win:	193	WON-LOST	WINNING	LAST 10	STRENGTH OF	OPP. STRENGTH	TEAM	ADJ.	CONF.	ADJ CONF.
Average RPI Loss:	57	RECORD	PCT. RANK	GAMES	SCHEDULE	OF SCHEDULE	RPI	RPI	RPI	RPI
DIV. I ONLY	8- 9	181	5- 5	28	59	97	97	9	9	
DIV. I NON-CONF.	7- 4	108	4- 2	30	48	42	42	8	8	
TOTALS	RPI 1-25	RPI 26-50	W-L RECORDS	RPI 51-100	RPI 101-150	RPI 150+				
8- 9	0- 2	0- 4	OVERALL	2- 0	2- 3	4- 0				
5- 4	0- 1	0- 2	HOME	1- 0	1- 1	3- 0				
2- 5	0- 1	0- 2	AWAY	1- 0	1- 2	0- 0				
1- 0	0- 0	0- 0	NEUTRAL	0- 0	0- 0	1- 0				
7- 4	0- 2	0- 2	NON-CONFERENCE	2- 0	2- 0	3- 0				
4- 1	0- 1	0- 0	HOME	1- 0	1- 0	2- 0				
2- 3	0- 1	0- 2	AWAY	1- 0	1- 0	0- 0				
1- 0	0- 0	0- 0	NEUTRAL	0- 0	0- 0	1- 0				
1- 5	0- 0	0- 2	CONFERENCE	0- 0	0- 3	1- 0				
1- 3	0- 0	0- 2	HOME	0- 0	0- 1	1- 0				
0- 2	0- 0	0- 0	AWAY	0- 0	0- 2	0- 0				
0- 0	0- 0	0- 0	NEUTRAL	0- 0	0- 0	0- 0				

RPI 1-25				RPI 26-50				RPI 51-100 Team's RPI: 97				RPI 101+			
RPI	S	Opponent	Score	RPI	S	Opponent	Score	RPI	S	Opponent	Score	RPI	S	Opponent	Score
4	A	UConn	60 96	27	A	California	69 94	73	A	South Dakota St.	88 81	105	A	Butler	58 63
22	H	Nebraska	57 60	36	H	Seton Hall	74 79	100	H	Kansas	84 81	108	H	Villanova	61 65
				42	A	Wichita St.	56 65					120	A	Xavier	65 66
				49	H	St. John's (NY)	38 61					127	A	UNI	58 56
												144	H	Drake	93 71
												215	H	Utah	64 56
												275	H	Georgetown	76 61
												278	N	Cincinnati	63 52
												335	H	Omaha	67 50
LAST 12 Division I GAMES:															
				49	H	St. John's (NY)	38 61	120	A	Xavier	65 66				
				108	H	Villanova	61 65	275	H	Georgetown	76 61				
				105	A	Butler	58 63	100	H	Kansas	84 81				
				127	A	UNI	58 56	335	H	Omaha	67 50				
				36	H	Seton Hall	74 79	144	H	Drake	93 71				
				27	A	California	69 94	22	H	Nebraska	57 60				

Non-Div I Games:

Creighton

Loss, Non-Conf, S Site, H Home A Away N Neutral

Average RPI Win: <b>203</b>	WON-LOST	WINNING	LAST 10	STRENGTH OF	OPP. STRENGTH	TEAM	ADJ.	CONF.	ADJ CONF.
Average RPI Loss: <b>159</b>	RECORD	PCT. RANK	GAMES	SCHEDULE	OF SCHEDULE	RPI	RPI	RPI	RPI
DIV. I ONLY	10- 5	83	6- 4	212	239	92	92	10	10
DIV. I NON-CONF.	9- 5	103	6- 5	214	248	101	101	11	11
TOTALS	RPI 1-25	RPI 26-50	W-L RECORDS	RPI 51-100	RPI 101-150	RPI 150+			
10- 5	0- 0	0- 0	OVERALL	0- 1	2- 2	8- 2			
5- 0	0- 0	0- 0	HOME	0- 0	1- 0	4- 0			
4- 5	0- 0	0- 0	AWAY	0- 1	1- 2	3- 2			
1- 0	0- 0	0- 0	NEUTRAL	0- 0	0- 0	1- 0			
9- 5	0- 0	0- 0	NON-CONFERENCE	0- 1	2- 2	7- 2			
5- 0	0- 0	0- 0	HOME	0- 0	1- 0	4- 0			
3- 5	0- 0	0- 0	AWAY	0- 1	1- 2	2- 2			
1- 0	0- 0	0- 0	NEUTRAL	0- 0	0- 0	1- 0			
1- 0	0- 0	0- 0	CONFERENCE	0- 0	0- 0	1- 0			
0- 0	0- 0	0- 0	HOME	0- 0	0- 0	0- 0			
1- 0	0- 0	0- 0	AWAY	0- 0	0- 0	1- 0			
0- 0	0- 0	0- 0	NEUTRAL	0- 0	0- 0	0- 0			

RPI 1-25				RPI 26-50				RPI 51-100				Team's RPI: 92		RPI 101+				
RPI	S	Opponent	Score	RPI	S	Opponent	Score	RPI	S	Opponent	Score			RPI	S	Opponent	Score	
								79	A	San Diego	53	78		122	A	Maine	38	53
														127	A	UNI	46	62
														131	A	Rhode Island	54	44
														132	H	Hartford	49	43
														160	A	New Hampshire	44	60
														173	A	Niagara	76	70
														176	A	Harvard	76	61
														202	A	Cal Poly	74	61
														213	H	Oakland	59	54
														217	H	NJIT	68	63
														240	H	Holy Cross	69	53
														261	H	Loyola Chicago	70	58
														285	N	Kent St.	60	49
														309	A	Vermont	63	68
LAST 12 Division I GAMES:																		
				176	A	Harvard	76	61					173	A	Niagara	76	70	
				213	H	Oakland	59	54					261	H	Loyola Chicago	70	58	
				131	A	Rhode Island	54	44					160	A	New Hampshire	44	60	
				132	H	Hartford	49	43					127	A	UNI	46	62	
				79	A	San Diego	53	78					122	A	Maine	38	53	
				285	N	Kent St.	60	49					309	A	Vermont	63	68	

Non-Div I Games:

Dartmouth

Average RPI Win:	213	WON-LOST	WINNING	LAST 10	STRENGTH OF	OPP. STRENGTH	TEAM	ADJ.	CONF.	ADJ CONF.
Average RPI Loss:	129	RECORD	PCT. RANK	GAMES	SCHEDULE	OF SCHEDULE	RPI	RPI	RPI	RPI
DIV. I ONLY	4- 12	282	1- 9	85	196	227	227	6	6	
DIV. I NON-CONF.	4- 9	243	2- 7	131	213	220	220	6	6	
TOTALS	RPI 1-25	RPI 26-50	W-L RECORDS	RPI 51-100	RPI 101-150	RPI 150+				
4- 12	0- 1	0- 1	OVERALL	1- 3	1- 2	2- 5				
2- 6	0- 1	0- 1	HOME	0- 1	1- 1	1- 2				
2- 5	0- 0	0- 0	AWAY	1- 2	0- 1	1- 2				
0- 1	0- 0	0- 0	NEUTRAL	0- 0	0- 0	0- 1				
4- 9	0- 0	0- 1	NON-CONFERENCE	1- 3	1- 1	2- 4				
2- 3	0- 0	0- 1	HOME	0- 1	1- 0	1- 1				
2- 5	0- 0	0- 0	AWAY	1- 2	0- 1	1- 2				
0- 1	0- 0	0- 0	NEUTRAL	0- 0	0- 0	0- 1				
0- 3	0- 1	0- 0	CONFERENCE	0- 0	0- 1	0- 1				
0- 3	0- 1	0- 0	HOME	0- 0	0- 1	0- 1				
0- 0	0- 0	0- 0	AWAY	0- 0	0- 0	0- 0				
0- 0	0- 0	0- 0	NEUTRAL	0- 0	0- 0	0- 0				

RPI 1-25				RPI 26-50				RPI 51-100				RPI 101+ Team's RPI: 227			
RPI	S	Opponent	Score	RPI	S	Opponent	Score	RPI	S	Opponent	Score	RPI	S	Opponent	Score
18	H	Dayton	51 67	28	H	James Madison	57 73	53	H	Southern California	64 99	110	A	Furman	60 67
								56	A	Rutgers	44 100	131	H	Rhode Island	62 71
								58	A	North Carolina St.	66 82	141	H	High Point	76 57
								88	A	Virginia	67 57	177	H	La Salle	54 63
												181	A	Charlotte	51 86
												218	A	Winthrop	60 75
												232	H	N.C. A&T	57 62
												290	N	Miami (OH)	58 59
												304	A	Gardner-Webb	68 67
												317	H	Mt. St. Mary's	67 62
LAST 12 Division I GAMES:															
131	H	Rhode Island	62 71	290	N	Miami (OH)	58 59								
18	H	Dayton	51 67	88	A	Virginia	67 57								
177	H	La Salle	54 63	181	A	Charlotte	51 86								
232	H	N.C. A&T	57 62	58	A	North Carolina St.	66 82								
56	A	Rutgers	44 100	218	A	Winthrop	60 75								
141	H	High Point	76 57	28	H	James Madison	57 73								

Non-Div I Games:

Davidson

■ Loss, 
 ■ Non-Conf, 
 S Site, 
 ■ Home 
 ■ Away 
 N Neutral

Average RPI Win:	115	WON-LOST	WINNING	LAST 10	STRENGTH OF	OPP. STRENGTH	TEAM	ADJ.	CONF.	ADJ CONF.
Average RPI Loss:	34	RECORD	PCT. RANK	GAMES	SCHEDULE	OF SCHEDULE	RPI	RPI	RPI	RPI
DIV. I ONLY	11- 4	57	9- 1	14	6	18	18	6	6	
DIV. I NON-CONF.	9- 3	60	8- 1	15	4	4	4	6	6	
TOTALS	RPI 1-25	RPI 26-50	W-L RECORDS	RPI 51-100	RPI 101-150	RPI 150+				
11- 4	1- 2	2- 1	OVERALL	4- 1	0- 0	4- 0				
6- 1	1- 1	1- 0	HOME	3- 0	0- 0	1- 0				
4- 3	0- 1	1- 1	AWAY	1- 1	0- 0	2- 0				
1- 0	0- 0	0- 0	NEUTRAL	0- 0	0- 0	1- 0				
9- 3	1- 1	2- 1	NON-CONFERENCE	3- 1	0- 0	3- 0				
5- 0	1- 0	1- 0	HOME	2- 0	0- 0	1- 0				
3- 3	0- 1	1- 1	AWAY	1- 1	0- 0	1- 0				
1- 0	0- 0	0- 0	NEUTRAL	0- 0	0- 0	1- 0				
2- 1	0- 1	0- 0	CONFERENCE	1- 0	0- 0	1- 0				
1- 1	0- 1	0- 0	HOME	1- 0	0- 0	0- 0				
1- 0	0- 0	0- 0	AWAY	0- 0	0- 0	1- 0				
0- 0	0- 0	0- 0	NEUTRAL	0- 0	0- 0	0- 0				

RPI 1-25				RPI 26-50				RPI 51-100				RPI 101+			
RPI	S	Opponent	Score	RPI	S	Opponent	Score	RPI	S	Opponent	Score	RPI	S	Opponent	Score
9	H	Green Bay	72 66	40	H	Purdue	63 61	56	A	Washington St.	60 76	162	A	Wright St.	79 76
17	H	George Washington	66 69	43	A	Gonzaga	65 75	89	H	Duquesne	78 67	196	N	UT Martin	78 47
20	A	Iowa	83 90	46	A	Vanderbilt	71 67	90	A	Central Mich.	98 89	216	H	Providence	72 56
								90	H	Central Mich.	86 76	227	A	Davidson	67 51
								99	H	Toledo	79 57				
LAST 12 Division I GAMES:															
				89	H	Duquesne	78 67	90	A	Central Mich.	98 89				
				227	A	Davidson	67 51	9	H	Green Bay	72 66				
				17	H	George Washington	66 69	46	A	Vanderbilt	71 67				
				162	A	Wright St.	79 76	90	H	Central Mich.	86 76				
				216	H	Providence	72 56	99	H	Toledo	79 57				
				20	A	Iowa	83 90	40	H	Purdue	63 61				

Non-Div I Games:

Dayton

■ Loss, 
 ■ Non-Conf, 
 ■ S Site, 
 ■ H Home 
 ■ A Away 
 N Neutral



Average RPI Win:	210	WON-LOST	WINNING	LAST 10	STRENGTH OF	OPP. STRENGTH	TEAM	ADJ.	CONF.	ADJ CONF.
Average RPI Loss:	35	RECORD	PCT. RANK	GAMES	SCHEDULE	OF SCHEDULE	RPI	RPI	RPI	RPI
DIV. I ONLY	12- 5	67	7- 3	218	26	102	102	9	9	
DIV. I NON-CONF.	8- 4	92	4- 3	205	16	122	122	8	8	
TOTALS	RPI 1-25	RPI 26-50	W-L RECORDS	RPI 51-100	RPI 101-150	RPI 150+				
12- 5	0- 2	0- 2	OVERALL	2- 0	2- 1	8- 0				
7- 3	0- 1	0- 2	HOME	2- 0	2- 0	3- 0				
5- 2	0- 1	0- 0	AWAY	0- 0	0- 1	5- 0				
0- 0	0- 0	0- 0	NEUTRAL	0- 0	0- 0	0- 0				
8- 4	0- 2	0- 2	NON-CONFERENCE	2- 0	0- 0	6- 0				
5- 3	0- 1	0- 2	HOME	2- 0	0- 0	3- 0				
3- 1	0- 1	0- 0	AWAY	0- 0	0- 0	3- 0				
0- 0	0- 0	0- 0	NEUTRAL	0- 0	0- 0	0- 0				
4- 1	0- 0	0- 0	CONFERENCE	0- 0	2- 1	2- 0				
2- 0	0- 0	0- 0	HOME	0- 0	2- 0	0- 0				
2- 1	0- 0	0- 0	AWAY	0- 0	0- 1	2- 0				
0- 0	0- 0	0- 0	NEUTRAL	0- 0	0- 0	0- 0				

RPI 1-25				RPI 26-50				RPI 51-100				RPI 101+ Team's RPI: 102			
RPI	S	Opponent	Score	RPI	S	Opponent	Score	RPI	S	Opponent	Score	RPI	S	Opponent	Score
1	H	Notre Dame	93 94	29	H	Texas A&M	68 76	63	H	Hampton	86 67	105	H	Butler	92 76
4	A	UConn	64 98	35	H	Northwestern	91 97	73	H	South Dakota St.	84 62	108	A	Villanova	76 79
												120	H	Xavier	84 61
												178	H	Tex.-Pan American	93 70
												192	H	New Mexico	97 59
												261	A	Loyola Chicago	109 84
												271	A	Marquette	101 67
												275	A	Georgetown	105 85
												310	A	Illinois St.	99 62
												334	A	Chicago St.	87 34
												336	H	Bradley	101 77
LAST 12 Division I GAMES:															
120	H	Xavier	84 61	108	A	Villanova	76 79								
271	A	Marquette	101 67	310	A	Illinois St.	99 62								
275	A	Georgetown	105 85	63	H	Hampton	86 67								
334	A	Chicago St.	87 34	4	A	UConn	64 98								
105	H	Butler	92 76	261	A	Loyola Chicago	109 84								
35	H	Northwestern	91 97	1	H	Notre Dame	93 94								

Non-Div I Games:

DePaul

Delaware

Through Games Of Jan. 11, 2015

Average RPI Win:	230	WON-LOST	WINNING	LAST 10	STRENGTH OF	OPP. STRENGTH	TEAM	ADJ.	CONF.	ADJ CONF.
Average RPI Loss:	145	RECORD	PCT. RANK	GAMES	SCHEDULE	OF SCHEDULE	RPI	RPI	RPI	RPI
DIV. I ONLY	6- 9	214	4- 6	203	199	211	211	11	11	
DIV. I NON-CONF.	5- 6	175	4- 4	124	298	166	166	10	10	
TOTALS	RPI 1-25	RPI 26-50	W-L RECORDS	RPI 51-100	RPI 101-150	RPI 150+				
6- 9	0- 1	0- 0	OVERALL	0- 3	0- 1	6- 4				
3- 3	0- 1	0- 0	HOME	0- 2	0- 0	3- 0				
3- 5	0- 0	0- 0	AWAY	0- 1	0- 1	3- 3				
0- 1	0- 0	0- 0	NEUTRAL	0- 0	0- 0	0- 1				
5- 6	0- 1	0- 0	NON-CONFERENCE	0- 2	0- 1	5- 2				
3- 2	0- 1	0- 0	HOME	0- 1	0- 0	3- 0				
2- 3	0- 0	0- 0	AWAY	0- 1	0- 1	2- 1				
0- 1	0- 0	0- 0	NEUTRAL	0- 0	0- 0	0- 1				
1- 3	0- 0	0- 0	CONFERENCE	0- 1	0- 0	1- 2				
0- 1	0- 0	0- 0	HOME	0- 1	0- 0	0- 0				
1- 2	0- 0	0- 0	AWAY	0- 0	0- 0	1- 2				
0- 0	0- 0	0- 0	NEUTRAL	0- 0	0- 0	0- 0				

RPI 1-25				RPI 26-50				RPI 51-100				RPI 101+ Team's RPI: 211			
RPI	S	Opponent	Score	RPI	S	Opponent	Score	RPI	S	Opponent	Score	RPI	S	Opponent	Score
16	H	Princeton	59 87					74	H	Elon	50 60	138	A	Lafayette	52 63
								76	H	Fordham	44 49	156	H	Marist	70 60
								86	A	East Carolina	60 89	157	H	Bucknell	58 56
												175	A	Temple	69 58
												198	A	Towson	49 56
												210	N	Northern Ky.	58 63
												229	A	Col. of Charleston	49 55
												239	A	Northeastern	54 48
												278	A	Cincinnati	59 67
												309	A	Vermont	68 46
												341	H	Rider	68 53
LAST 12 Division I GAMES:															
239	A	Northeastern	54 48	74	H	Elon	50 60								
198	A	Towson	49 56	341	H	Rider	68 53								
229	A	Col. of Charleston	49 55	278	A	Cincinnati	59 67								
175	A	Temple	69 58	210	N	Northern Ky.	58 63								
309	A	Vermont	68 46	16	H	Princeton	59 87								
76	H	Fordham	44 49	157	H	Bucknell	58 56								

Non-Div I Games:

Delaware

Loss, Non-Conf, S Site, H Home A Away N Neutral

Average RPI Win: 0		WON-LOST	WINNING	LAST 10	STRENGTH OF	OPP. STRENGTH	TEAM	ADJ.	CONF.	ADJ CONF.
Average RPI Loss: 214		RECORD	PCT. RANK	GAMES	SCHEDULE	OF SCHEDULE	RPI	RPI	RPI	RPI
DIV. I ONLY		0- 11	345	0- 9	304	311	348	348	32	32
DIV. I NON-CONF.		0- 10	338	0- 10	265	321	346	346	31	31
TOTALS		RPI 1-25	RPI 26-50	W-L RECORDS	RPI 51-100	RPI 101-150	RPI 150+			
0- 11	0- 0		0- 1	OVERALL	0- 2	0- 0	0- 8			
0- 1	0- 0		0- 0	HOME	0- 0	0- 0	0- 1			
0- 7	0- 0		0- 1	AWAY	0- 2	0- 0	0- 4			
0- 3	0- 0		0- 0	NEUTRAL	0- 0	0- 0	0- 3			
0- 10	0- 0		0- 1	NON-CONFERENCE	0- 2	0- 0	0- 7			
0- 0	0- 0		0- 0	HOME	0- 0	0- 0	0- 0			
0- 7	0- 0		0- 1	AWAY	0- 2	0- 0	0- 4			
0- 3	0- 0		0- 0	NEUTRAL	0- 0	0- 0	0- 3			
0- 1	0- 0		0- 0	CONFERENCE	0- 0	0- 0	0- 1			
0- 1	0- 0		0- 0	HOME	0- 0	0- 0	0- 1			
0- 0	0- 0		0- 0	AWAY	0- 0	0- 0	0- 0			
0- 0	0- 0		0- 0	NEUTRAL	0- 0	0- 0	0- 0			

RPI 1-25				RPI 26-50				RPI 51-100				RPI 101+				Team's RPI: 348	
RPI	S	Opponent	Score	RPI	S	Opponent	Score	RPI	S	Opponent	Score	RPI	S	Opponent	Score		
				48	A	Pittsburgh	58 93	88	A	Virginia	62 100	210	N	Northern Ky.	55 76		
								90	A	Central Mich.	63 91	231	A	George Mason	91 110		
												248	A	UNLV	78 91		
												277	H	Morgan St.	56 64		
												280	N	Northern Ill.	59 79		
												284	A	Detroit	52 74		
												286	N	Binghamton	84 90		
												317	A	Mt. St. Mary's	64 73		
LAST 12 Division I GAMES:																	
				277	H	Morgan St.	56 64	90	A	Central Mich.	63 91						
				48	A	Pittsburgh	58 93	88	A	Virginia	62 100						
				284	A	Detroit	52 74	280	N	Northern Ill.	59 79						
				286	N	Binghamton	84 90	248	A	UNLV	78 91						
				210	N	Northern Ky.	55 76	317	A	Mt. St. Mary's	64 73						
								231	A	George Mason	91 110						

Non-Div I Games:	Millersville	71	60
------------------	--------------	----	----

Delaware St.

Loss, Non-Conf, S Site, H Home A Away N Neutral

Average RPI Win:	309	WON-LOST	WINNING	LAST 10	STRENGTH OF	OPP. STRENGTH	TEAM	ADJ.	CONF.	ADJ CONF.
Average RPI Loss:	158	RECORD	PCT. RANK	GAMES	SCHEDULE	OF SCHEDULE	RPI	RPI	RPI	RPI
DIV. I ONLY	6- 12	252	4- 6	336	183	329	329	26	26	
DIV. I NON-CONF.	3- 11	294	3- 5	340	175	342	342	27	27	
TOTALS	RPI 1-25	RPI 26-50	W-L RECORDS	RPI 51-100	RPI 101-150	RPI 150+				
6- 12	0- 0	0- 1	OVERALL	0- 2	0- 2	6- 7				
5- 5	0- 0	0- 0	HOME	0- 1	0- 1	5- 3				
1- 5	0- 0	0- 1	AWAY	0- 1	0- 1	1- 2				
0- 2	0- 0	0- 0	NEUTRAL	0- 0	0- 0	0- 2				
3- 11	0- 0	0- 1	NON-CONFERENCE	0- 1	0- 2	3- 7				
2- 5	0- 0	0- 0	HOME	0- 1	0- 1	2- 3				
1- 4	0- 0	0- 1	AWAY	0- 0	0- 1	1- 2				
0- 2	0- 0	0- 0	NEUTRAL	0- 0	0- 0	0- 2				
3- 1	0- 0	0- 0	CONFERENCE	0- 1	0- 0	3- 0				
3- 0	0- 0	0- 0	HOME	0- 0	0- 0	3- 0				
0- 1	0- 0	0- 0	AWAY	0- 1	0- 0	0- 0				
0- 0	0- 0	0- 0	NEUTRAL	0- 0	0- 0	0- 0				

RPI S	Opponent	Score	RPI S	Opponent	Score	RPI S	Opponent	Score	RPI S	Opponent	Score	Team's RPI: 329
40	A Purdue	51 65	73	A South Dakota St.	44 85	115	A Colorado St.	61 81	146	H Siena	62 78	
			98	H Colorado	49 77	152	H Hawaii	58 60	162	N Wright St.	63 72	
						172	H Cal St. Fullerton	61 78	195	A Wyoming	41 82	
						199	H Belmont	43 72	226	H Oral Roberts	66 57	
						259	H North Dakota St.	75 73	262	N UC Irvine	55 63	
						282	A Weber St.	63 65	335	H Omaha	60 53	
						339	A North Texas	63 55	346	H UMKC	74 66	
						347	H Air Force	107 66				
LAST 12 Division I GAMES:												
259	H North Dakota St.	75 73	339	A North Texas	63 55							
335	H Omaha	60 53	262	N UC Irvine	55 63							
226	H Oral Roberts	66 57	40	A Purdue	51 65							
73	A South Dakota St.	44 85	162	N Wright St.	63 72							
347	H Air Force	107 66	282	A Weber St.	63 65							
346	H UMKC	74 66	115	A Colorado St.	61 81							

Non-Div I Games:

Denver

Average RPI Win:	246	WON-LOST	WINNING	LAST 10	STRENGTH OF	OPP. STRENGTH	TEAM	ADJ.	CONF.	ADJ CONF.
Average RPI Loss:	175	RECORD	PCT. RANK	GAMES	SCHEDULE	OF SCHEDULE	RPI	RPI	RPI	RPI
DIV. I ONLY	3- 10	291	3- 6	237	313	284	284	12	12	
DIV. I NON-CONF.	3- 8	263	3- 6	249	273	269	269	12	12	
TOTALS	RPI 1-25	RPI 26-50	W-L RECORDS	RPI 51-100	RPI 101-150	RPI 150+				
3- 10	0- 0	0- 0	OVERALL	1- 3	0- 1	2- 6				
1- 3	0- 0	0- 0	HOME	0- 1	0- 1	1- 1				
2- 6	0- 0	0- 0	AWAY	1- 2	0- 0	1- 4				
0- 1	0- 0	0- 0	NEUTRAL	0- 0	0- 0	0- 1				
3- 8	0- 0	0- 0	NON-CONFERENCE	1- 3	0- 1	2- 4				
1- 2	0- 0	0- 0	HOME	0- 1	0- 1	1- 0				
2- 5	0- 0	0- 0	AWAY	1- 2	0- 0	1- 3				
0- 1	0- 0	0- 0	NEUTRAL	0- 0	0- 0	0- 1				
0- 2	0- 0	0- 0	CONFERENCE	0- 0	0- 0	0- 2				
0- 1	0- 0	0- 0	HOME	0- 0	0- 0	0- 1				
0- 1	0- 0	0- 0	AWAY	0- 0	0- 0	0- 1				
0- 0	0- 0	0- 0	NEUTRAL	0- 0	0- 0	0- 0				

RPI S	Opponent	Score	RPI S	Opponent	Score	RPI S	Opponent	Score	RPI S	Opponent	Score	Team's RPI: 284
54	A Michigan	57 76	112	H St. Bonaventure	56 68	162	A Wright St.	57 76	173	A Niagara	49 71	
72	H Western Mich.	57 71	205	A Eastern Mich.	71 75	278	A Cincinnati	38 70	292	A IPFW	81 74	
85	A Ohio	57 60	299	N Southeast Mo. St.	51 61	306	H Milwaukee	68 84	348	H Delaware St.	74 52	
99	A Toledo	83 72										
LAST 12 Division I GAMES:												
162	A Wright St.	57 76	72	H Western Mich.	57 71							
306	H Milwaukee	68 84	348	H Delaware St.	74 52							
205	A Eastern Mich.	71 75	99	A Toledo	83 72							
278	A Cincinnati	38 70	299	N Southeast Mo. St.	51 61							
112	H St. Bonaventure	56 68	292	A IPFW	81 74							
85	A Ohio	57 60	173	A Niagara	49 71							

Non-Div I Games: Madonna 76 47 Marygrove 88 46

Detroit

## Drake

Through Games Of Jan. 11, 2015

Average RPI Win:	217	WON-LOST	WINNING	LAST 10	STRENGTH OF	OPP. STRENGTH	TEAM	ADJ.	CONF.	ADJ CONF.
Average RPI Loss:	100	RECORD	PCT. RANK	GAMES	SCHEDULE	OF SCHEDULE	RPI	RPI	RPI	RPI
DIV. I ONLY	8- 6	129	6- 3	209	92	144	144	16	16	
DIV. I NON-CONF.	4- 6	206	4- 3	57	101	131	131	15	15	
TOTALS	RPI 1-25	RPI 26-50	W-L RECORDS	RPI 51-100	RPI 101-150	RPI 150+				
8- 6	0- 1	0- 1	OVERALL	1- 2	2- 1	5- 1				
3- 3	0- 1	0- 0	HOME	0- 1	2- 1	1- 0				
4- 3	0- 0	0- 1	AWAY	0- 1	0- 0	4- 1				
1- 0	0- 0	0- 0	NEUTRAL	1- 0	0- 0	0- 0				
4- 6	0- 1	0- 1	NON-CONFERENCE	1- 2	1- 1	2- 1				
1- 3	0- 1	0- 0	HOME	0- 1	1- 1	0- 0				
2- 3	0- 0	0- 1	AWAY	0- 1	0- 0	2- 1				
1- 0	0- 0	0- 0	NEUTRAL	1- 0	0- 0	0- 0				
4- 0	0- 0	0- 0	CONFERENCE	0- 0	1- 0	3- 0				
2- 0	0- 0	0- 0	HOME	0- 0	1- 0	1- 0				
2- 0	0- 0	0- 0	AWAY	0- 0	0- 0	2- 0				
0- 0	0- 0	0- 0	NEUTRAL	0- 0	0- 0	0- 0				

RPI 1-25				RPI 26-50				RPI 51-100				RPI 101+ Team's RPI: 144			
RPI	S	Opponent	Score	RPI	S	Opponent	Score	RPI	S	Opponent	Score	RPI	S	Opponent	Score
20	H	Iowa	98 100	50	A	Iowa St.	67 84	76	N	Fordham	62 56	115	H	Colorado St.	56 69
								78	H	South Dakota	78 83	130	H	Wisconsin	89 77
								97	A	Creighton	71 93	137	H	Southern Ill.	81 66
												222	A	Idaho St.	80 66
												238	A	SIUE	60 74
												261	A	Loyola Chicago	86 60
												265	A	UTSA	69 61
												310	H	Illinois St.	86 51
												336	A	Bradley	80 47
LAST 12 Division I GAMES:															
137	H	Southern Ill.	81 66	20	H	Iowa	98 100	222	A	Idaho St.	80 66	115	H	Colorado St.	56 69
310	H	Illinois St.	86 51	97	A	Creighton	71 93	76	N	Fordham	62 56	265	A	UTSA	69 61
336	A	Bradley	80 47												
261	A	Loyola Chicago	86 60												
130	H	Wisconsin	89 77												
238	A	SIUE	60 74												

Non-Div I Games: Northwestern (IA) 102 58

Drake

■ Loss, 
 ■ Non-Conf, S Site, 
 ■ Home 
 ■ Away 
 N Neutral

Average RPI Win:	185	WON-LOST	WINNING	LAST 10	STRENGTH OF	OPP. STRENGTH	TEAM	ADJ.	CONF.	ADJ CONF.
Average RPI Loss:	64	RECORD	PCT. RANK	GAMES	SCHEDULE	OF SCHEDULE	RPI	RPI	RPI	RPI
DIV. I ONLY	9- 6	116	6- 4	72	76	75	75	11	11	
DIV. I NON-CONF.	6- 5	145	4- 4	50	64	73	73	10	10	
TOTALS	RPI 1-25	RPI 26-50	W-L RECORDS	RPI 51-100	RPI 101-150	RPI 150+				
9- 6	0- 1	0- 2	OVERALL	2- 2	2- 1	5- 0				
6- 1	0- 0	0- 0	HOME	1- 1	2- 0	3- 0				
1- 4	0- 1	0- 2	AWAY	1- 1	0- 0	0- 0				
2- 1	0- 0	0- 0	NEUTRAL	0- 0	0- 1	2- 0				
6- 5	0- 1	0- 2	NON-CONFERENCE	1- 1	2- 1	3- 0				
4- 0	0- 0	0- 0	HOME	1- 0	2- 0	1- 0				
0- 4	0- 1	0- 2	AWAY	0- 1	0- 0	0- 0				
2- 1	0- 0	0- 0	NEUTRAL	0- 0	0- 1	2- 0				
3- 1	0- 0	0- 0	CONFERENCE	1- 1	0- 0	2- 0				
2- 1	0- 0	0- 0	HOME	0- 1	0- 0	2- 0				
1- 0	0- 0	0- 0	AWAY	1- 0	0- 0	0- 0				
0- 0	0- 0	0- 0	NEUTRAL	0- 0	0- 0	0- 0				

RPI 1-25				RPI 26-50				RPI 51-100				RPI 101+			
RPI	S	Opponent	Score	RPI	S	Opponent	Score	RPI	S	Opponent	Score	RPI	S	Opponent	Score
16	A	Princeton	43 59	37	A	Quinnipiac	50 74	74	A	Elon	57 47	112	N	St. Bonaventure	32 43
				48	A	Pittsburgh	53 72	81	H	Penn	67 58	119	H	Saint Joseph's	76 63
								84	H	Hofstra	52 53	128	H	Cornell	62 53
								88	A	Virginia	66 72	200	N	Sacred Heart	61 54
												239	H	Northeastern	58 35
												268	H	UNCW	58 53
												269	H	Colgate	59 51
												290	N	Miami (OH)	71 54
LAST 12 Division I GAMES:															
268	H	UNCW	58 53	88	A	Virginia	66 72	290	N	Miami (OH)	71 54				
84	H	Hofstra	52 53	81	H	Penn	67 58								
74	A	Elon	57 47	37	A	Quinnipiac	50 74								
239	H	Northeastern	58 35	48	A	Pittsburgh	53 72								
112	N	St. Bonaventure	32 43	200	N	Sacred Heart	61 54								
119	H	Saint Joseph's	76 63												

Non-Div I Games:

Drexel

■ Loss, 
■ Non-Conf, S Site, 
■ Home 
■ Away 
N Neutral





Average RPI Win:	217	WON-LOST	WINNING	LAST 10	STRENGTH OF	OPP. STRENGTH	TEAM	ADJ.	CONF.	ADJ CONF.
Average RPI Loss:	73	RECORD	PCT. RANK	GAMES	SCHEDULE	OF SCHEDULE	RPI	RPI	RPI	RPI
DIV. I ONLY	9- 7	138	6- 4	105	101	89	89	6	6	
DIV. I NON-CONF.	8- 5	124	7- 2	167	76	91	91	6	6	
TOTALS	RPI 1-25	RPI 26-50	W-L RECORDS	RPI 51-100	RPI 101-150	RPI 150+				
9- 7	0- 3	1- 0	OVERALL	0- 2	2- 1	6- 1				
4- 2	0- 1	1- 0	HOME	0- 1	0- 0	3- 0				
4- 5	0- 2	0- 0	AWAY	0- 1	2- 1	2- 1				
1- 0	0- 0	0- 0	NEUTRAL	0- 0	0- 0	1- 0				
8- 5	0- 2	1- 0	NON-CONFERENCE	0- 2	2- 0	5- 1				
3- 2	0- 1	1- 0	HOME	0- 1	0- 0	2- 0				
4- 3	0- 1	0- 0	AWAY	0- 1	2- 0	2- 1				
1- 0	0- 0	0- 0	NEUTRAL	0- 0	0- 0	1- 0				
1- 2	0- 1	0- 0	CONFERENCE	0- 0	0- 1	1- 0				
1- 0	0- 0	0- 0	HOME	0- 0	0- 0	1- 0				
0- 2	0- 1	0- 0	AWAY	0- 0	0- 1	0- 0				
0- 0	0- 0	0- 0	NEUTRAL	0- 0	0- 0	0- 0				

RPI 1-25				RPI 26-50				RPI 51-100				Team's RPI: 89	RPI 101+			
RPI	S	Opponent	Score	RPI	S	Opponent	Score	RPI	S	Opponent	Score		RPI	S	Opponent	Score
9	A	Green Bay	52 84	48	H	Pittsburgh	87 77	59	H	Syracuse	84 90		103	A	Lehigh	82 75
16	H	Princeton	62 79					65	A	West Virginia	60 79		131	A	Rhode Island	61 62
18	A	Dayton	67 78										150	A	Ball St.	82 62
													216	A	Providence	56 67
													231	H	George Mason	88 54
													255	A	Robert Morris	71 57
													272	N	Jackson St.	90 72
													285	H	Kent St.	86 60
													296	H	Saint Francis (PA)	92 52
													313	A	Howard	89 63
LAST 12 Division I GAMES:																
18	A	Dayton	67 78	216	A	Providence	56 67	296	H	Saint Francis (PA)	92 52					
231	H	George Mason	88 54	255	A	Robert Morris	71 57	65	A	West Virginia	60 79					
131	A	Rhode Island	61 62	48	H	Pittsburgh	87 77	285	H	Kent St.	86 60					
103	A	Lehigh	82 75													
150	A	Ball St.	82 62													
272	N	Jackson St.	90 72													

Non-Div I Games:

Duquesne

## East Carolina

Through Games Of Jan. 11, 2015

Average RPI Win:	207	WON-LOST	WINNING	LAST 10	STRENGTH OF	OPP. STRENGTH	TEAM	ADJ.	CONF.	ADJ CONF.
Average RPI Loss:	68	RECORD	PCT. RANK	GAMES	SCHEDULE	OF SCHEDULE	RPI	RPI	RPI	RPI
DIV. I ONLY	10- 6	104	5- 5	138	68	86	86	8	8	
DIV. I NON-CONF.	9- 2	36	5- 2	262	97	75	75	9	9	
TOTALS	RPI 1-25	RPI 26-50	W-L RECORDS	RPI 51-100	RPI 101-150	RPI 150+				
10- 6	0- 2	0- 1	OVERALL	1- 1	2- 2	7- 0				
4- 2	0- 1	0- 1	HOME	0- 0	0- 0	4- 0				
4- 3	0- 1	0- 0	AWAY	1- 0	1- 2	2- 0				
2- 1	0- 0	0- 0	NEUTRAL	0- 1	1- 0	1- 0				
9- 2	0- 0	0- 0	NON-CONFERENCE	1- 1	2- 1	6- 0				
4- 0	0- 0	0- 0	HOME	0- 0	0- 0	4- 0				
3- 1	0- 0	0- 0	AWAY	1- 0	1- 1	1- 0				
2- 1	0- 0	0- 0	NEUTRAL	0- 1	1- 0	1- 0				
1- 4	0- 2	0- 1	CONFERENCE	0- 0	0- 1	1- 0				
0- 2	0- 1	0- 1	HOME	0- 0	0- 0	0- 0				
1- 2	0- 1	0- 0	AWAY	0- 0	0- 1	1- 0				
0- 0	0- 0	0- 0	NEUTRAL	0- 0	0- 0	0- 0				

RPI 1-25				RPI 26-50				RPI 51-100				RPI 101+			
RPI	S	Opponent	Score	RPI	S	Opponent	Score	RPI	S	Opponent	Score	RPI	S	Opponent	Score
4	H	UConn	38 89	38	H	Tulane	63 76	59	N	Syracuse	58 69	130	N	Wisconsin	61 43
21	A	South Fla.	62 69					85	A	Ohio	76 68	131	A	Rhode Island	66 38
												139	A	Memphis	57 60
												148	A	Cleveland St.	57 59
												158	N	Fairfield	83 68
												211	H	Delaware	89 60
												229	H	Col. of Charleston	68 55
												256	A	Houston	87 46
												264	H	Bethune-Cookman	71 42
												273	A	Loyola Maryland	82 33
												332	H	Norfolk St.	65 36
LAST 12 Division I GAMES:															
256	A	Houston	87 46	21	A	South Fla.	62 69								
38	H	Tulane	63 76	332	H	Norfolk St.	65 36								
139	A	Memphis	57 60	273	A	Loyola Maryland	82 33								
4	H	UConn	38 89	85	A	Ohio	76 68								
59	N	Syracuse	58 69	148	A	Cleveland St.	57 59								
264	H	Bethune-Cookman	71 42	130	N	Wisconsin	61 43								

Non-Div I Games:

East Carolina

■ Loss, 
 ■ Non-Conf, 
 ■ S Site, 
 ■ H Home 
 ■ A Away 
 N Neutral

Average RPI Win:	228	WON-LOST	WINNING	LAST 10	STRENGTH OF	OPP. STRENGTH	TEAM	ADJ.	CONF.	ADJ CONF.
Average RPI Loss:	128	RECORD	PCT. RANK	GAMES	SCHEDULE	OF SCHEDULE	RPI	RPI	RPI	RPI
DIV. I ONLY	9- 7	138	6- 4	148	258	104	104	19	19	
DIV. I NON-CONF.	8- 7	157	5- 6	170	275	130	130	20	20	
TOTALS	RPI 1-25	RPI 26-50	W-L RECORDS	RPI 51-100	RPI 101-150	RPI 150+				
9- 7	0- 1	0- 0	OVERALL	0- 2	2- 1	7- 3				
3- 1	0- 0	0- 0	HOME	0- 1	1- 0	2- 0				
6- 5	0- 1	0- 0	AWAY	0- 1	1- 1	5- 2				
0- 1	0- 0	0- 0	NEUTRAL	0- 0	0- 0	0- 1				
8- 7	0- 1	0- 0	NON-CONFERENCE	0- 2	1- 1	7- 3				
3- 1	0- 0	0- 0	HOME	0- 1	1- 0	2- 0				
5- 5	0- 1	0- 0	AWAY	0- 1	0- 1	5- 2				
0- 1	0- 0	0- 0	NEUTRAL	0- 0	0- 0	0- 1				
1- 0	0- 0	0- 0	CONFERENCE	0- 0	1- 0	0- 0				
0- 0	0- 0	0- 0	HOME	0- 0	0- 0	0- 0				
1- 0	0- 0	0- 0	AWAY	0- 0	1- 0	0- 0				
0- 0	0- 0	0- 0	NEUTRAL	0- 0	0- 0	0- 0				

RPI 1-25				RPI 26-50				RPI 51-100				RPI 101+ Team's RPI: 104			
RPI	S	Opponent	Score	RPI	S	Opponent	Score	RPI	S	Opponent	Score	RPI	S	Opponent	Score
10	A	North Carolina	62 95					64	A	Indiana St.	69 76	110	A	Furman	73 72
								93	H	Appalachian St.	70 76	111	A	Indiana	69 97
												141	H	High Point	84 76
												168	N	Jacksonville St.	56 57
												182	A	Virginia Tech	65 72
												186	H	Iona	76 64
												209	A	Morehead St.	86 77
												221	H	Eastern Ky.	64 49
												231	A	George Mason	84 71
												268	A	UNCW	48 61
												296	A	Saint Francis (PA)	79 63
												318	A	Alabama A&M	88 64
												342	A	UNC Asheville	81 68
LAST 12 Division I GAMES:															
110	A	Furman	73 72	268	A	UNCW	48 61	209	A	Morehead St.	86 77				
10	A	North Carolina	62 95	221	H	Eastern Ky.	64 49	318	A	Alabama A&M	88 64				
186	H	Iona	76 64	231	A	George Mason	84 71	342	A	UNC Asheville	81 68				
168	N	Jacksonville St.	56 57	182	A	Virginia Tech	65 72								
111	A	Indiana	69 97												
64	A	Indiana St.	69 76												

Non-Div I Games:

East Tenn. St.

■ Loss, 
 ■ Non-Conf, 
 ■ S Site, 
 ■ H Home 
 ■ A Away 
 N Neutral

Average RPI Win: 272		WON-LOST	WINNING	LAST 10	STRENGTH OF	OPP. STRENGTH	TEAM	ADJ.	CONF.	ADJ CONF.
Average RPI Loss: 190		RECORD	PCT. RANK	GAMES	SCHEDULE	OF SCHEDULE	RPI	RPI	RPI	RPI
DIV. I ONLY		6- 11	250	3- 7	279	327	294	294	27	27
DIV. I NON-CONF.		3- 10	287	1- 7	263	332	320	320	26	26
TOTALS		RPI 1-25	RPI 26-50	W-L RECORDS	RPI 51-100	RPI 101-150	RPI 150+			
6- 11	0- 1		0- 1	OVERALL	0- 0	0- 1	6- 8			
5- 3	0- 0		0- 0	HOME	0- 0	0- 0	5- 3			
1- 5	0- 0		0- 0	AWAY	0- 0	0- 0	1- 5			
0- 3	0- 1		0- 1	NEUTRAL	0- 0	0- 1	0- 0			
3- 10	0- 1		0- 1	NON-CONFERENCE	0- 0	0- 1	3- 7			
2- 3	0- 0		0- 0	HOME	0- 0	0- 0	2- 3			
1- 4	0- 0		0- 0	AWAY	0- 0	0- 0	1- 4			
0- 3	0- 1		0- 1	NEUTRAL	0- 0	0- 1	0- 0			
3- 1	0- 0		0- 0	CONFERENCE	0- 0	0- 0	3- 1			
3- 0	0- 0		0- 0	HOME	0- 0	0- 0	3- 0			
0- 1	0- 0		0- 0	AWAY	0- 0	0- 0	0- 1			
0- 0	0- 0		0- 0	NEUTRAL	0- 0	0- 0	0- 0			

RPI 1-25				RPI 26-50				RPI 51-100				RPI 101+ Team's RPI: 294			
RPI	S	Opponent	Score	RPI	S	Opponent	Score	RPI	S	Opponent	Score	RPI	S	Opponent	Score
25	N	Florida St.	55 91	35	N	Northwestern	44 92					103	N	Lehigh	69 72
												151	H	Saint Louis	49 63
												154	H	Ill.-Chicago	66 78
												168	H	Jacksonville St.	66 63
												199	H	Belmont	77 72
												225	A	Tennessee St.	44 57
												237	A	Western Ill.	54 63
												252	A	IUPUI	44 66
												261	A	Loyola Chicago	52 63
												280	H	Northern Ill.	55 46
												306	A	Milwaukee	63 72
												308	H	Tennessee Tech	67 59
												335	H	Omaha	77 66
												339	A	North Texas	59 57
												346	H	UMKC	53 69
LAST 12 Division I GAMES:															
199	H	Belmont	77 72	151	H	Saint Louis	49 63								
225	A	Tennessee St.	44 57	103	N	Lehigh	69 72								
168	H	Jacksonville St.	66 63	35	N	Northwestern	44 92								
308	H	Tennessee Tech	67 59	154	H	Ill.-Chicago	66 78								
335	H	Omaha	77 66	237	A	Western Ill.	54 63								
261	A	Loyola Chicago	52 63	306	A	Milwaukee	63 72								

Non-Div I Games:

Eastern Ill.

■ Loss, ■ Non-Conf, S Site, H Home A Away N Neutral

Average RPI Win:	257	WON-LOST	WINNING	LAST 10	STRENGTH OF	OPP. STRENGTH	TEAM	ADJ.	CONF.	ADJ CONF.
Average RPI Loss:	146	RECORD	PCT. RANK	GAMES	SCHEDULE	OF SCHEDULE	RPI	RPI	RPI	RPI
DIV. I ONLY	5- 7	206	4- 5	246	282	221	221	27	27	
DIV. I NON-CONF.	4- 5	187	4- 4	174	268	178	178	26	26	
TOTALS	RPI 1-25	RPI 26-50	W-L RECORDS	RPI 51-100	RPI 101-150	RPI 150+				
5- 7	0- 0	0- 0	OVERALL	0- 1	1- 3	4- 3				
1- 2	0- 0	0- 0	HOME	0- 0	1- 1	0- 1				
2- 4	0- 0	0- 0	AWAY	0- 1	0- 2	2- 1				
2- 1	0- 0	0- 0	NEUTRAL	0- 0	0- 0	2- 1				
4- 5	0- 0	0- 0	NON-CONFERENCE	0- 1	1- 3	3- 1				
1- 1	0- 0	0- 0	HOME	0- 0	1- 1	0- 0				
1- 3	0- 0	0- 0	AWAY	0- 1	0- 2	1- 0				
2- 1	0- 0	0- 0	NEUTRAL	0- 0	0- 0	2- 1				
1- 2	0- 0	0- 0	CONFERENCE	0- 0	0- 0	1- 2				
0- 1	0- 0	0- 0	HOME	0- 0	0- 0	0- 1				
1- 1	0- 0	0- 0	AWAY	0- 0	0- 0	1- 1				
0- 0	0- 0	0- 0	NEUTRAL	0- 0	0- 0	0- 0				

RPI 1-25			RPI 26-50			RPI 51-100			RPI 101+			Team's RPI: 221
RPI	S	Opponent	Score	RPI	S	Opponent	Score	RPI	S	Opponent	Score	
						65 A West Virginia	42 67			101 H Richmond	56 70	
										104 A East Tenn. St.	49 64	
										129 H Marshall	63 58	
										142 A Mercer	64 69	
										193 N North Florida	45 62	
										196 A UT Martin	63 76	
										220 H Austin Peay	71 81	
										230 N Central Ark.	56 55	
										299 A Southeast Mo. St.	57 54	
										307 N Western Caro.	71 62	
										318 A Alabama A&M	62 56	
LAST 12 Division I GAMES:												
						299 A Southeast Mo. St.	57 54			318 A Alabama A&M	62 56	
						196 A UT Martin	63 76			104 A East Tenn. St.	49 64	
						220 H Austin Peay	71 81			129 H Marshall	63 58	
						101 H Richmond	56 70			193 N North Florida	45 62	
						230 N Central Ark.	56 55			307 N Western Caro.	71 62	
						65 A West Virginia	42 67			142 A Mercer	64 69	

Non-Div I Games: Asbury 73 48

Eastern Ky.

■ Loss, 
 ■ Non-Conf, 
 ■ S Site, 
 ■ H Home 
 ■ A Away 
 N Neutral

Average RPI Win:	222	WON-LOST	WINNING	LAST 10	STRENGTH OF	OPP. STRENGTH	TEAM	ADJ.	CONF.	ADJ CONF.
Average RPI Loss:	149	RECORD	PCT. RANK	GAMES	SCHEDULE	OF SCHEDULE	RPI	RPI	RPI	RPI
DIV. I ONLY	4- 6	214	4- 4	233	186	205	205	15	15	
DIV. I NON-CONF.	4- 4	158	4- 4	286	108	188	188	16	16	
TOTALS	RPI 1-25	RPI 26-50	W-L RECORDS	RPI 51-100	RPI 101-150	RPI 150+				
4- 6	0- 0	0- 0	OVERALL	0- 3	1- 0	3- 3				
2- 0	0- 0	0- 0	HOME	0- 0	1- 0	1- 0				
0- 6	0- 0	0- 0	AWAY	0- 3	0- 0	0- 3				
2- 0	0- 0	0- 0	NEUTRAL	0- 0	0- 0	2- 0				
4- 4	0- 0	0- 0	NON-CONFERENCE	0- 2	1- 0	3- 2				
2- 0	0- 0	0- 0	HOME	0- 0	1- 0	1- 0				
0- 4	0- 0	0- 0	AWAY	0- 2	0- 0	0- 2				
2- 0	0- 0	0- 0	NEUTRAL	0- 0	0- 0	2- 0				
0- 2	0- 0	0- 0	CONFERENCE	0- 1	0- 0	0- 1				
0- 0	0- 0	0- 0	HOME	0- 0	0- 0	0- 0				
0- 2	0- 0	0- 0	AWAY	0- 1	0- 0	0- 1				
0- 0	0- 0	0- 0	NEUTRAL	0- 0	0- 0	0- 0				

RPI 1-25			RPI 26-50			RPI 51-100			RPI 101+			Team's RPI: 205
RPI	S	Opponent	Score	RPI	S	Opponent	Score	RPI	S	Opponent	Score	
						54 A Michigan	52 81	148 H Cleveland St.		71	68	
						66 A Akron	48 65	172 N Cal St. Fullerton		78	74	
						87 A Michigan St.	61 69	178 A Tex.-Pan American		75	81	
								226 A Oral Roberts		62	63	
								280 A Northern Ill.		48	54	
								282 N Weber St.		57	42	
								284 H Detroit		75	71	
LAST 12 Division I GAMES:												
66	A	Akron	48 65	226	A	Oral Roberts	62 63					
280	A	Northern Ill.	48 54	148	H	Cleveland St.	71 68					
284	H	Detroit	75 71	282	N	Weber St.	57 42					
54	A	Michigan	52 81	172	N	Cal St. Fullerton	78 74					
				178	A	Tex.-Pan American	75 81					
				87	A	Michigan St.	61 69					

Non-Div I Games: Kent St.-Tuscarawas 127 40 Madonna 88 68 Hillsdale 73 56

Eastern Mich.

Average RPI Win:	214	WON-LOST	WINNING	LAST 10	STRENGTH OF	OPP. STRENGTH	TEAM	ADJ.	CONF.	ADJ CONF.
Average RPI Loss:	157	RECORD	PCT. RANK	GAMES	SCHEDULE	OF SCHEDULE	RPI	RPI	RPI	RPI
DIV. I ONLY	8- 4	83	1- 0	282	128	125	125	22	22	
DIV. I NON-CONF.	5- 4	139	1- 0	254	111	151	151	21	21	
TOTALS	RPI 1-25	RPI 26-50	W-L RECORDS	RPI 51-100	RPI 101-150	RPI 150+				
8- 4	0- 0	1- 1	OVERALL	0- 0	1- 1	6- 2				
3- 1	0- 0	1- 1	HOME	0- 0	1- 0	1- 0				
4- 3	0- 0	0- 0	AWAY	0- 0	0- 1	4- 2				
1- 0	0- 0	0- 0	NEUTRAL	0- 0	0- 0	1- 0				
5- 4	0- 0	1- 1	NON-CONFERENCE	0- 0	0- 1	4- 2				
2- 1	0- 0	1- 1	HOME	0- 0	0- 0	1- 0				
2- 3	0- 0	0- 0	AWAY	0- 0	0- 1	2- 2				
1- 0	0- 0	0- 0	NEUTRAL	0- 0	0- 0	1- 0				
3- 0	0- 0	0- 0	CONFERENCE	0- 0	1- 0	2- 0				
1- 0	0- 0	0- 0	HOME	0- 0	1- 0	0- 0				
2- 0	0- 0	0- 0	AWAY	0- 0	0- 0	2- 0				
0- 0	0- 0	0- 0	NEUTRAL	0- 0	0- 0	0- 0				

RPI 1-25			RPI 26-50			RPI 51-100			RPI 101+			Team's RPI: 125
RPI	S	Opponent	Score	RPI	S	Opponent	Score	RPI	S	Opponent	Score	
				42	H	Wichita St.	86 58					
				43	H	Gonzaga	60 61					
LAST 12 Division I GAMES:												
188	A	Florida	67 56	124	A	Boise St.	72 90					
126	H	Idaho	71 65	43	H	Gonzaga	60 61					
222	A	Idaho St.	88 75	258	A	Abilene Christian	72 79					
282	A	Weber St.	69 55	204	A	SMU	53 69					
276	N	Ga. Southern	55 42	42	H	Wichita St.	86 58					
247	H	Portland	72 65	331	A	Utah Valley	68 62					

Non-Div I Games: Saint Martin's 69 39 Central Wash. 83 70

Eastern Wash.

Loss, Non-Conf, S Site, H Home A Away N Neutral

Average RPI Win:	189	WON-LOST	WINNING	LAST 10	STRENGTH OF	OPP. STRENGTH	TEAM	ADJ.	CONF.	ADJ CONF.
Average RPI Loss:	66	RECORD	PCT. RANK	GAMES	SCHEDULE	OF SCHEDULE	RPI	RPI	RPI	RPI
DIV. I ONLY	8- 5	110	5- 4	77	85	74	74	11	11	
DIV. I NON-CONF.	5- 4	139	3- 4	22	96	63	63	10	10	
TOTALS	RPI 1-25	RPI 26-50	W-L RECORDS	RPI 51-100	RPI 101-150	RPI 150+				
8- 5	0- 1	0- 1	OVERALL	1- 2	1- 1	6- 0				
4- 2	0- 0	0- 1	HOME	1- 1	1- 0	2- 0				
4- 2	0- 0	0- 0	AWAY	0- 1	0- 1	4- 0				
0- 1	0- 1	0- 0	NEUTRAL	0- 0	0- 0	0- 0				
5- 4	0- 1	0- 1	NON-CONFERENCE	1- 1	1- 1	3- 0				
3- 1	0- 0	0- 1	HOME	1- 0	1- 0	1- 0				
2- 2	0- 0	0- 0	AWAY	0- 1	0- 1	2- 0				
0- 1	0- 1	0- 0	NEUTRAL	0- 0	0- 0	0- 0				
3- 1	0- 0	0- 0	CONFERENCE	0- 1	0- 0	3- 0				
1- 1	0- 0	0- 0	HOME	0- 1	0- 0	1- 0				
2- 0	0- 0	0- 0	AWAY	0- 0	0- 0	2- 0				
0- 0	0- 0	0- 0	NEUTRAL	0- 0	0- 0	0- 0				

RPI S	Opponent	Score	RPI S	Opponent	Score	RPI S	Opponent	Score	RPI S	Opponent	Score
10 N	North Carolina	67 85	46 H	Vanderbilt	50 66	58 A	North Carolina St.	51 84	110 H	Furman	81 71
						75 H	Drexel	47 57	141 A	High Point	71 87
						83 H	Liberty	73 62	181 A	Charlotte	67 54
									207 H	Navy	69 56
									211 A	Delaware	60 50
									214 A	William & Mary	72 59
									229 H	Col. of Charleston	77 68
									274 A	Campbell	77 51
LAST 12 Division I GAMES:											
229 H	Col. of Charleston	77 68	274 A	Campbell	77 51						
214 A	William & Mary	72 59	46 H	Vanderbilt	50 66						
75 H	Drexel	47 57	58 A	North Carolina St.	51 84						
211 A	Delaware	60 50	141 A	High Point	71 87						
110 H	Furman	81 71	83 H	Liberty	73 62						
10 N	North Carolina	67 85	181 A	Charlotte	67 54						

Non-Div I Games: Anderson (SC) 77 72 Lenoir-Rhyne 62 46

Elon



Evansville

Through Games Of Jan. 11, 2015

Average RPI Win:	238	WON-LOST	WINNING	LAST 10	STRENGTH OF	OPP. STRENGTH	TEAM	ADJ.	CONF.	ADJ CONF.
Average RPI Loss:	144	RECORD	PCT. RANK	GAMES	SCHEDULE	OF SCHEDULE	RPI	RPI	RPI	RPI
DIV. I ONLY	6- 7	190	5- 4	281	91	183	183	16	16	
DIV. I NON-CONF.	4- 6	206	3- 5	275	160	226	226	15	15	
TOTALS	RPI 1-25	RPI 26-50	W-L RECORDS	RPI 51-100	RPI 101-150	RPI 150+				
6- 7	0- 1	0- 1	OVERALL	0- 1	0- 1	6- 3				
4- 0	0- 0	0- 0	HOME	0- 0	0- 0	4- 0				
2- 7	0- 1	0- 1	AWAY	0- 1	0- 1	2- 3				
0- 0	0- 0	0- 0	NEUTRAL	0- 0	0- 0	0- 0				
4- 6	0- 1	0- 0	NON-CONFERENCE	0- 1	0- 1	4- 3				
3- 0	0- 0	0- 0	HOME	0- 0	0- 0	3- 0				
1- 6	0- 1	0- 0	AWAY	0- 1	0- 1	1- 3				
0- 0	0- 0	0- 0	NEUTRAL	0- 0	0- 0	0- 0				
2- 1	0- 0	0- 1	CONFERENCE	0- 0	0- 0	2- 0				
1- 0	0- 0	0- 0	HOME	0- 0	0- 0	1- 0				
1- 1	0- 0	0- 1	AWAY	0- 0	0- 0	1- 0				
0- 0	0- 0	0- 0	NEUTRAL	0- 0	0- 0	0- 0				

RPI 1-25				RPI 26-50				RPI 51-100				RPI 101+ Team's RPI: 183			
RPI	S	Opponent	Score	RPI	S	Opponent	Score	RPI	S	Opponent	Score	RPI	S	Opponent	Score
11	A	Louisville	51 73	42	A	Wichita St.	44 54	65	A	West Virginia	39 83	150	A	Ball St.	70 76
												164	H	Troy	94 85
												180	A	Missouri St.	65 56
												196	A	UT Martin	74 84
												220	H	Austin Peay	72 68
												252	A	IUPUI	50 62
												261	H	Loyola Chicago	63 38
												290	H	Miami (OH)	51 41
												292	A	IPFW	59 77
												311	A	Murray St.	93 83
LAST 12 Division I GAMES:															
261	H	Loyola Chicago	63 38	290	H	Miami (OH)	51 41								
42	A	Wichita St.	44 54	311	A	Murray St.	93 83								
180	A	Missouri St.	65 56	196	A	UT Martin	74 84								
11	A	Louisville	51 73	65	A	West Virginia	39 83								
252	A	IUPUI	50 62	292	A	IPFW	59 77								
164	H	Troy	94 85	150	A	Ball St.	70 76								

Non-Div I Games: Oakland City 81 40

Evansville

Loss, Non-Conf, S Site, H Home A Away N Neutral

Average RPI Win:	135	WON-LOST	WINNING	LAST 10	STRENGTH OF	OPP. STRENGTH	TEAM	ADJ.	CONF.	ADJ CONF.
Average RPI Loss:	69	RECORD	PCT. RANK	GAMES	SCHEDULE	OF SCHEDULE	RPI	RPI	RPI	RPI
DIV. I ONLY	13- 2	19	9- 1	36	52	15	15	13	13	
DIV. I NON-CONF.	12- 2	26	10- 1	61	45	16	16	13	13	
TOTALS	RPI 1-25	RPI 26-50	W-L RECORDS	RPI 51-100	RPI 101-150	RPI 150+				
13- 2	1- 1	2- 0	OVERALL	3- 0	1- 1	6- 0				
6- 0	1- 0	0- 0	HOME	1- 0	0- 0	4- 0				
3- 1	0- 0	0- 0	AWAY	1- 0	0- 1	2- 0				
4- 1	0- 1	2- 0	NEUTRAL	1- 0	1- 0	0- 0				
12- 2	1- 1	2- 0	NON-CONFERENCE	2- 0	1- 1	6- 0				
5- 0	1- 0	0- 0	HOME	0- 0	0- 0	4- 0				
3- 1	0- 0	0- 0	AWAY	1- 0	0- 1	2- 0				
4- 1	0- 1	2- 0	NEUTRAL	1- 0	1- 0	0- 0				
1- 0	0- 0	0- 0	CONFERENCE	1- 0	0- 0	0- 0				
1- 0	0- 0	0- 0	HOME	1- 0	0- 0	0- 0				
0- 0	0- 0	0- 0	AWAY	0- 0	0- 0	0- 0				
0- 0	0- 0	0- 0	NEUTRAL	0- 0	0- 0	0- 0				

RPI 1-25				RPI 26-50				RPI 51-100				RPI 101+			
RPI	S	Opponent	Score	RPI	S	Opponent	Score	RPI	S	Opponent	Score	RPI	S	Opponent	Score
17	H	George Washington	88 75	37	N	Quinnipiac	71 65	51	H	Stetson	57 55	107	N	CSUN	73 64
24	N	Ohio St.	83 90	42	N	Wichita St.	56 39	80	A	Arkansas St.	74 68	113	A	Auburn	69 72
								96	N	Clemson	86 61	163	H	Southern Miss.	78 62
												176	A	Harvard	68 58
												197	H	Northern Colo.	69 56
												216	H	Providence	68 58
												264	A	Bethune-Cookman	91 46
												314	H	FIU	97 49
LAST 12 Division I GAMES:															
51	H	Stetson	57 55	264	A	Bethune-Cookman	91 46								
176	A	Harvard	68 58	216	H	Providence	68 58								
37	N	Quinnipiac	71 65	163	H	Southern Miss.	78 62								
107	N	CSUN	73 64	24	N	Ohio St.	83 90								
80	A	Arkansas St.	74 68	96	N	Clemson	86 61								
197	H	Northern Colo.	69 56	42	N	Wichita St.	56 39								

Non-Div I Games: Ave Maria 102 54

FGCU

■ Loss, 
 ■ Non-Conf, S Site, 
 ■ Home 
 ■ Away 
 N Neutral

Average RPI Win:	273	WON-LOST	WINNING	LAST 10	STRENGTH OF	OPP. STRENGTH	TEAM	ADJ.	CONF.	ADJ CONF.
Average RPI Loss:	172	RECORD	PCT. RANK	GAMES	SCHEDULE	OF SCHEDULE	RPI	RPI	RPI	RPI
DIV. I ONLY	3- 11	297	3- 7	192	305	314	314	18	18	
DIV. I NON-CONF.	3- 8	263	3- 6	230	323	316	316	18	18	
TOTALS	RPI 1-25	RPI 26-50	W-L RECORDS	RPI 51-100	RPI 101-150	RPI 150+				
3- 11	0- 1	0- 1	OVERALL	0- 1	0- 2	3- 6				
2- 8	0- 0	0- 1	HOME	0- 1	0- 2	2- 4				
0- 2	0- 1	0- 0	AWAY	0- 0	0- 0	0- 1				
1- 1	0- 0	0- 0	NEUTRAL	0- 0	0- 0	1- 1				
3- 8	0- 1	0- 0	NON-CONFERENCE	0- 1	0- 2	3- 4				
2- 5	0- 0	0- 0	HOME	0- 1	0- 2	2- 2				
0- 2	0- 1	0- 0	AWAY	0- 0	0- 0	0- 1				
1- 1	0- 0	0- 0	NEUTRAL	0- 0	0- 0	1- 1				
0- 3	0- 0	0- 1	CONFERENCE	0- 0	0- 0	0- 2				
0- 3	0- 0	0- 1	HOME	0- 0	0- 0	0- 2				
0- 0	0- 0	0- 0	AWAY	0- 0	0- 0	0- 0				
0- 0	0- 0	0- 0	NEUTRAL	0- 0	0- 0	0- 0				

RPI 1-25				RPI 26-50				RPI 51-100				RPI 101+ Team's RPI: 314			
RPI	S	Opponent	Score	RPI	S	Opponent	Score	RPI	S	Opponent	Score	RPI	S	Opponent	Score
15	A	FGCU	49 97	33	H	Middle Tenn.	60 75	88	H	Virginia	61 74	113	H	Auburn	44 81
												148	H	Cleveland St.	65 73
												169	H	Arizona	58 65
												170	H	Fla. Atlantic	63 79
												212	H	UCF	66 57
												266	A	Jacksonville	64 76
												270	H	UAB	45 68
												279	H	Bowling Green	68 55
												307	N	Western Caro.	69 83
												308	H	Tennessee Tech	56 73
												327	N	Wofford	83 75
LAST 12 Division I GAMES:															
270	H	UAB	45 68	307	N	Western Caro.	69 83								
33	H	Middle Tenn.	60 75	266	A	Jacksonville	64 76								
170	H	Fla. Atlantic	63 79	212	H	UCF	66 57								
279	H	Bowling Green	68 55	88	H	Virginia	61 74								
113	H	Auburn	44 81	169	H	Arizona	58 65								
327	N	Wofford	83 75	148	H	Cleveland St.	65 73								

Non-Div I Games:

FIU

■ Loss, 
■ Non-Conf, 
S Site, 
■ Home 
■ Away 
N Neutral

## Fairfield

Through Games Of Jan. 11, 2015

Average RPI Win:	218	WON-LOST	WINNING	LAST 10	STRENGTH OF	OPP. STRENGTH	TEAM	ADJ.	CONF.	ADJ CONF.
Average RPI Loss:	97	RECORD	PCT. RANK	GAMES	SCHEDULE	OF SCHEDULE	RPI	RPI	RPI	RPI
DIV. I ONLY	5- 10	252	4- 6	51	210	158	158	25	25	
DIV. I NON-CONF.	1- 8	322	1- 5	9	159	214	214	23	23	
TOTALS	RPI 1-25	RPI 26-50	W-L RECORDS	RPI 51-100	RPI 101-150	RPI 150+				
5- 10	0- 0	0- 3	OVERALL	0- 3	2- 2	3- 2				
2- 3	0- 0	0- 1	HOME	0- 0	1- 1	1- 1				
3- 5	0- 0	0- 2	AWAY	0- 2	1- 0	2- 1				
0- 2	0- 0	0- 0	NEUTRAL	0- 1	0- 1	0- 0				
1- 8	0- 0	0- 2	NON-CONFERENCE	0- 3	1- 2	0- 1				
1- 1	0- 0	0- 0	HOME	0- 0	1- 1	0- 0				
0- 5	0- 0	0- 2	AWAY	0- 2	0- 0	0- 1				
0- 2	0- 0	0- 0	NEUTRAL	0- 1	0- 1	0- 0				
4- 2	0- 0	0- 1	CONFERENCE	0- 0	1- 0	3- 1				
1- 2	0- 0	0- 1	HOME	0- 0	0- 0	1- 1				
3- 0	0- 0	0- 0	AWAY	0- 0	1- 0	2- 0				
0- 0	0- 0	0- 0	NEUTRAL	0- 0	0- 0	0- 0				

RPI 1-25				RPI 26-50				RPI 51-100				RPI 101+				Team's RPI: 158	
RPI	S	Opponent	Score	RPI	S	Opponent	Score	RPI	S	Opponent	Score	RPI	S	Opponent	Score		
				36	A	Seton Hall	47 79	65	A	West Virginia	53 67	105	H	Butler	81 77		
				37	H	Quinnipiac	66 67	84	A	Hofstra	53 66	128	H	Cornell	47 58		
				50	A	Iowa St.	63 76	86	N	East Carolina	68 83	129	N	Marshall	55 68		
												146	A	Siena	60 55		
												156	A	Marist	56 55		
												173	H	Niagara	64 66		
												177	A	La Salle	59 73		
												341	A	Rider	59 47		
												344	H	Saint Peter's	57 46		
LAST 12 Division I GAMES:																	
				341	A	Rider	59 47	36	A	Seton Hall	47 79						
				344	H	Saint Peter's	57 46	37	H	Quinnipiac	66 67						
				156	A	Marist	56 55	146	A	Siena	60 55						
				173	H	Niagara	64 66	65	A	West Virginia	53 67						
				177	A	La Salle	59 73	128	H	Cornell	47 58						
				50	A	Iowa St.	63 76	105	H	Butler	81 77						

Non-Div I Games:

Fairfield

  Loss, 
  Non-Conf, 
  S Site, 
  H Home 
  A Away 
N Neutral

Average RPI Win:	<b>287</b>	WON-LOST	WINNING	LAST 10	STRENGTH OF	OPP. STRENGTH	TEAM	ADJ.	CONF.	ADJ CONF.
Average RPI Loss:	<b>201</b>	RECORD	PCT. RANK	GAMES	SCHEDULE	OF SCHEDULE	RPI	RPI	RPI	RPI
DIV. I ONLY	<b>3- 11</b>	<b>297</b>	<b>2- 8</b>	<b>284</b>	<b>324</b>	<b>305</b>	<b>305</b>	<b>28</b>	<b>28</b>	
DIV. I NON-CONF.	<b>3- 8</b>	<b>263</b>	<b>2- 7</b>	<b>294</b>	<b>330</b>	<b>304</b>	<b>304</b>	<b>28</b>	<b>28</b>	
TOTALS	RPI 1-25	RPI 26-50	W-L RECORDS	RPI 51-100	RPI 101-150	RPI 150+				
3- 11	0- 0	0- 0	OVERALL	0- 1	0- 2	3- 8				
1- 3	0- 0	0- 0	HOME	0- 1	0- 0	1- 2				
2- 8	0- 0	0- 0	AWAY	0- 0	0- 2	2- 6				
0- 0	0- 0	0- 0	NEUTRAL	0- 0	0- 0	0- 0				
3- 8	0- 0	0- 0	NON-CONFERENCE	0- 1	0- 1	3- 6				
1- 3	0- 0	0- 0	HOME	0- 1	0- 0	1- 2				
2- 5	0- 0	0- 0	AWAY	0- 0	0- 1	2- 4				
0- 0	0- 0	0- 0	NEUTRAL	0- 0	0- 0	0- 0				
0- 3	0- 0	0- 0	CONFERENCE	0- 0	0- 1	0- 2				
0- 0	0- 0	0- 0	HOME	0- 0	0- 0	0- 0				
0- 3	0- 0	0- 0	AWAY	0- 0	0- 1	0- 2				
0- 0	0- 0	0- 0	NEUTRAL	0- 0	0- 0	0- 0				

RPI S	Opponent	Score	RPI S	Opponent	Score	RPI S	Opponent	Score	RPI S	Opponent	Score	Team's RPI: 305
						65	H West Virginia	52 80	135	A Bryant	77 82	
									146	A Siena	63 72	
									153	A Central Conn. St.	53 82	
									157	H Bucknell	60 61	
									191	H Army	56 48	
									217	H NJIT	64 68	
									219	A Monmouth	66 71	
									245	A UMass Lowell	67 78	
									254	A Brown	74 79	
									291	A LIU Brooklyn	71 81	
									324	A Columbia	55 72	
									325	A Manhattan	73 54	
									344	A Saint Peter's	76 59	
LAST 12 Division I GAMES:												
135	A Bryant	77 82	344	A Saint Peter's	76 59							
324	A Columbia	55 72	191	H Army	56 48							
291	A LIU Brooklyn	71 81	65	H West Virginia	52 80							
153	A Central Conn. St.	53 82	245	A UMass Lowell	67 78							
146	A Siena	63 72	219	A Monmouth	66 71							
254	A Brown	74 79	157	H Bucknell	60 61							

Non-Div I Games:

Fairleigh Dickinson

■ Loss, 
 ■ Non-Conf, 
 ■ S Site, 
 ■ H Home 
 ■ A Away 
 N Neutral

Fla. Atlantic

Through Games Of Jan. 11, 2015

Average RPI Win:	249	WON-LOST	WINNING	LAST 10	STRENGTH OF	OPP. STRENGTH	TEAM	ADJ.	CONF.	ADJ CONF.
Average RPI Loss:	136	RECORD	PCT. RANK	GAMES	SCHEDULE	OF SCHEDULE	RPI	RPI	RPI	RPI
DIV. I ONLY	7- 6	146	2- 1	187	235	170	170	18	18	
DIV. I NON-CONF.	5- 5	158	2- 1	195	239	198	198	18	18	
TOTALS	RPI 1-25	RPI 26-50	W-L RECORDS	RPI 51-100	RPI 101-150	RPI 150+				
7- 6	0- 0	0- 2	OVERALL	0- 0	1- 1	6- 3				
5- 2	0- 0	0- 1	HOME	0- 0	1- 0	4- 1				
2- 3	0- 0	0- 0	AWAY	0- 0	0- 0	2- 0				
0- 1	0- 0	0- 0	NEUTRAL	0- 0	0- 0	0- 1				
5- 5	0- 0	0- 1	NON-CONFERENCE	0- 0	1- 1	4- 3				
4- 1	0- 0	0- 0	HOME	0- 0	1- 0	3- 1				
1- 3	0- 0	0- 1	AWAY	0- 0	0- 1	1- 1				
0- 1	0- 0	0- 0	NEUTRAL	0- 0	0- 0	0- 1				
2- 1	0- 0	0- 1	CONFERENCE	0- 0	0- 0	2- 0				
1- 1	0- 0	0- 1	HOME	0- 0	0- 0	1- 0				
1- 0	0- 0	0- 0	AWAY	0- 0	0- 0	1- 0				
0- 0	0- 0	0- 0	NEUTRAL	0- 0	0- 0	0- 0				

RPI S	Opponent	Score	RPI S	Opponent	Score	RPI S	Opponent	Score	RPI S	Opponent	Score	Team's RPI: 170
33	H Middle Tenn.	69 101	45	A Long Beach St.	60 85	115	A Colorado St.	46 59	148	H Cleveland St.	79 74	
						194	N New Mexico St.	44 57	212	A UCF	74 94	
						217	H NJIT	57 65	237	H Western Ill.	90 88	
						239	H Northeastern	81 74	264	A Bethune-Cookman	88 68	
						268	H UNCW	84 80	270	H UAB	66 56	
						314	A FIU	79 63				
LAST 12 Division I GAMES:												
239	H Northeastern	81 74	268	H UNCW	84 80							
194	N New Mexico St.	44 57	45	A Long Beach St.	60 85							
237	H Western Ill.	90 88	115	A Colorado St.	46 59							
33	H Middle Tenn.	69 101	217	H NJIT	57 65							
270	H UAB	66 56	148	H Cleveland St.	79 74							
314	A FIU	79 63	264	A Bethune-Cookman	88 68							

Non-Div I Games: Webber Int'l 111 76

Fla. Atlantic

Loss, Non-Conf, S Site, H Home A Away N Neutral

Average RPI Win:	232	WON-LOST	WINNING	LAST 10	STRENGTH OF	OPP. STRENGTH	TEAM	ADJ.	CONF.	ADJ CONF.
Average RPI Loss:	105	RECORD	PCT. RANK	GAMES	SCHEDULE	OF SCHEDULE	RPI	RPI	RPI	RPI
DIV. I ONLY	9- 8	153	4- 6	200	158	188	188	3	3	
DIV. I NON-CONF.	8- 5	124	4- 4	271	198	200	200	4	4	
TOTALS	RPI 1-25	RPI 26-50	W-L RECORDS	RPI 51-100	RPI 101-150	RPI 150+				
9- 8	0- 1	0- 1	OVERALL	1- 1	1- 4	7- 1				
7- 4	0- 0	0- 0	HOME	1- 1	0- 3	6- 0				
2- 4	0- 1	0- 1	AWAY	0- 0	1- 1	1- 1				
0- 0	0- 0	0- 0	NEUTRAL	0- 0	0- 0	0- 0				
8- 5	0- 1	0- 1	NON-CONFERENCE	1- 0	0- 2	7- 1				
7- 2	0- 0	0- 0	HOME	1- 0	0- 2	6- 0				
1- 3	0- 1	0- 1	AWAY	0- 0	0- 0	1- 1				
0- 0	0- 0	0- 0	NEUTRAL	0- 0	0- 0	0- 0				
1- 3	0- 0	0- 0	CONFERENCE	0- 1	1- 2	0- 0				
0- 2	0- 0	0- 0	HOME	0- 1	0- 1	0- 0				
1- 1	0- 0	0- 0	AWAY	0- 0	1- 1	0- 0				
0- 0	0- 0	0- 0	NEUTRAL	0- 0	0- 0	0- 0				

RPI 1-25				RPI 26-50				RPI 51-100				RPI 101+				Team's RPI: 188	
RPI	S	Opponent	Score	RPI	S	Opponent	Score	RPI	S	Opponent	Score	RPI	S	Opponent	Score		
25	A	Florida St.	51 77	49	A	St. John's (NY)	66 72	51	H	Stetson	59 54	113	A	Auburn	63 50		
								94	H	Ole Miss	57 64	121	H	LSU	65 68		
												123	A	Missouri	47 66		
												125	H	Eastern Wash.	56 67		
												130	H	Wisconsin	48 51		
												174	A	Savannah St.	58 68		
												182	H	Virginia Tech	73 44		
												193	H	North Florida	63 51		
												266	H	Jacksonville	84 73		
												275	A	Georgetown	81 73		
												316	H	Southern U.	78 49		
												340	H	Longwood	91 46		
												349	H	Charleston So.	92 64		
LAST 12 Division I GAMES:																	
123	A	Missouri	47 66	316	H	Southern U.	78 49	51	H	Stetson	59 54	130	H	Wisconsin	48 51		
94	H	Ole Miss	57 64	25	A	Florida St.	51 77	174	A	Savannah St.	58 68	182	H	Virginia Tech	73 44		
113	A	Auburn	63 50														
121	H	LSU	65 68														
193	H	North Florida	63 51														
125	H	Eastern Wash.	56 67														

Non-Div I Games:

Florida

  Loss, 
  Non-Conf, S Site, 
  Home 
  Away 
N Neutral

Average RPI Win:	300	WON-LOST	WINNING	LAST 10	STRENGTH OF	OPP. STRENGTH	TEAM	ADJ.	CONF.	ADJ CONF.
Average RPI Loss:	200	RECORD	PCT. RANK	GAMES	SCHEDULE	OF SCHEDULE	RPI	RPI	RPI	RPI
DIV. I ONLY	3- 10	291	3- 7	312	315	319	319	32	32	
DIV. I NON-CONF.	2- 9	297	2- 7	310	260	326	326	31	31	
TOTALS	RPI 1-25	RPI 26-50	W-L RECORDS	RPI 51-100	RPI 101-150	RPI 150+				
3- 10	0- 0	0- 0	OVERALL	0- 2	0- 1	3- 7				
0- 3	0- 0	0- 0	HOME	0- 0	0- 0	0- 3				
1- 7	0- 0	0- 0	AWAY	0- 2	0- 1	1- 4				
2- 0	0- 0	0- 0	NEUTRAL	0- 0	0- 0	2- 0				
2- 9	0- 0	0- 0	NON-CONFERENCE	0- 2	0- 1	2- 6				
0- 2	0- 0	0- 0	HOME	0- 0	0- 0	0- 2				
0- 7	0- 0	0- 0	AWAY	0- 2	0- 1	0- 4				
2- 0	0- 0	0- 0	NEUTRAL	0- 0	0- 0	2- 0				
1- 1	0- 0	0- 0	CONFERENCE	0- 0	0- 0	1- 1				
0- 1	0- 0	0- 0	HOME	0- 0	0- 0	0- 1				
1- 0	0- 0	0- 0	AWAY	0- 0	0- 0	1- 0				
0- 0	0- 0	0- 0	NEUTRAL	0- 0	0- 0	0- 0				

RPI 1-25				RPI 26-50				RPI 51-100				RPI 101+ Team's RPI: 319			
RPI	S	Opponent	Score	RPI	S	Opponent	Score	RPI	S	Opponent	Score	RPI	S	Opponent	Score
								61	A	Miami (FL)	47 83	142	A	Mercer	47 61
								95	A	Kennesaw St.	58 79	155	A	Alabama	44 60
												164	H	Troy	59 65
												204	A	SMU	46 77
												241	A	Southeastern La.	67 69
												287	N	UNC Greensboro	70 64
												293	H	Alabama St.	49 64
												301	A	South Carolina St.	55 50
												312	N	Sam Houston St.	69 67
												316	A	Southern U.	69 80
												332	H	Norfolk St.	50 68
LAST 12 Division I GAMES:															
332	H	Norfolk St.	50 68	316	A	Southern U.	69 80								
142	A	Mercer	47 61	301	A	South Carolina St.	55 50								
95	A	Kennesaw St.	58 79	312	N	Sam Houston St.	69 67								
287	N	UNC Greensboro	70 64	204	A	SMU	46 77								
61	A	Miami (FL)	47 83	164	H	Troy	59 65								
241	A	Southeastern La.	67 69	293	H	Alabama St.	49 64								

Non-Div I Games: Webber Int'l 52 41

Florida A&amp;M

■ Loss, 
■ Non-Conf, 
■ S Site, 
■ Home 
■ A Away 
N Neutral



Average RPI Win:	162	WON-LOST	WINNING	LAST 10	STRENGTH OF	OPP. STRENGTH	TEAM	ADJ.	CONF.	ADJ CONF.
Average RPI Loss:	12	RECORD	PCT. RANK	GAMES	SCHEDULE	OF SCHEDULE	RPI	RPI	RPI	RPI
DIV. I ONLY	15- 2	11	9- 1	78	44	25	25	2	2	
DIV. I NON-CONF.	13- 1	5	9- 0	145	121	33	33	2	2	
TOTALS	RPI 1-25	RPI 26-50	W-L RECORDS	RPI 51-100	RPI 101-150	RPI 150+				
15- 2	1- 2	2- 0	OVERALL	1- 0	2- 0	9- 0				
7- 0	1- 0	0- 0	HOME	0- 0	0- 0	6- 0				
4- 1	0- 1	2- 0	AWAY	1- 0	0- 0	1- 0				
4- 1	0- 1	0- 0	NEUTRAL	0- 0	2- 0	2- 0				
13- 1	0- 1	2- 0	NON-CONFERENCE	0- 0	2- 0	9- 0				
6- 0	0- 0	0- 0	HOME	0- 0	0- 0	6- 0				
3- 0	0- 0	2- 0	AWAY	0- 0	0- 0	1- 0				
4- 1	0- 1	0- 0	NEUTRAL	0- 0	2- 0	2- 0				
2- 1	1- 1	0- 0	CONFERENCE	1- 0	0- 0	0- 0				
1- 0	1- 0	0- 0	HOME	0- 0	0- 0	0- 0				
1- 1	0- 1	0- 0	AWAY	1- 0	0- 0	0- 0				
0- 0	0- 0	0- 0	NEUTRAL	0- 0	0- 0	0- 0				

RPI 1-25				RPI 26-50				RPI 51-100				RPI 101+			
RPI	S	Opponent	Score	RPI	S	Opponent	Score	RPI	S	Opponent	Score	RPI	S	Opponent	Score
1	A	Notre Dame	68 74	38	A	Tulane	65 54	96	A	Clemson	82 52	110	N	Furman	94 63
19	H	Duke	74 58	40	A	Purdue	67 64					132	N	Hartford	69 59
23	N	Washington	68 80									165	N	Massachusetts	73 47
												174	H	Savannah St.	97 51
												175	A	Temple	66 62
												188	H	Florida	77 51
												193	H	North Florida	79 58
												264	H	Bethune-Cookman	103 34
												266	H	Jacksonville	73 46
												270	H	UAB	92 62
												294	N	Eastern Ill.	91 55
LAST 12 Division I GAMES:															
19	H	Duke	74 58	193	H	North Florida	79 58								
96	A	Clemson	82 52	175	A	Temple	66 62								
1	A	Notre Dame	68 74	188	H	Florida	77 51								
266	H	Jacksonville	73 46	40	A	Purdue	67 64								
38	A	Tulane	65 54	132	N	Hartford	69 59								
174	H	Savannah St.	97 51	110	N	Furman	94 63								

Non-Div I Games:

Florida St.

Average RPI Win:	196	WON-LOST	WINNING	LAST 10	STRENGTH OF	OPP. STRENGTH	TEAM	ADJ.	CONF.	ADJ CONF.
Average RPI Loss:	88	RECORD	PCT. RANK	GAMES	SCHEDULE	OF SCHEDULE	RPI	RPI	RPI	RPI
DIV. I ONLY	11- 5	72	7- 3	79	248	76	76	6	6	
DIV. I NON-CONF.	8- 5	124	6- 3	136	227	129	129	6	6	
TOTALS	RPI 1-25	RPI 26-50	W-L RECORDS	RPI 51-100	RPI 101-150	RPI 150+				
11- 5	0- 1	0- 1	OVERALL	1- 1	2- 1	8- 1				
5- 3	0- 1	0- 1	HOME	1- 0	1- 0	3- 1				
5- 1	0- 0	0- 0	AWAY	0- 0	1- 0	4- 0				
1- 1	0- 0	0- 0	NEUTRAL	0- 0	0- 1	1- 0				
8- 5	0- 1	0- 1	NON-CONFERENCE	1- 1	0- 1	7- 1				
4- 3	0- 1	0- 1	HOME	1- 0	0- 0	3- 1				
3- 1	0- 0	0- 0	AWAY	0- 1	0- 0	3- 0				
1- 1	0- 0	0- 0	NEUTRAL	0- 0	0- 1	1- 0				
3- 0	0- 0	0- 0	CONFERENCE	0- 0	2- 0	1- 0				
1- 0	0- 0	0- 0	HOME	0- 0	1- 0	0- 0				
2- 0	0- 0	0- 0	AWAY	0- 0	1- 0	1- 0				
0- 0	0- 0	0- 0	NEUTRAL	0- 0	0- 0	0- 0				

RPI 1-25				RPI 26-50				RPI 51-100				Team's RPI: 76	RPI 101+			
RPI	S	Opponent	Score	RPI	S	Opponent	Score	RPI	S	Opponent	Score		RPI	S	Opponent	Score
16	H	Princeton	53 67	36	H	Seton Hall	43 56	59	A	Syracuse	42 59		101	H	Richmond	65 64
								84	H	Hofstra	60 46		112	A	St. Bonaventure	56 49
													144	N	Drake	56 62
													153	A	Central Conn. St.	72 36
													174	H	Savannah St.	63 53
													175	A	Temple	71 64
													177	A	La Salle	70 59
													186	H	Iona	51 72
													211	A	Delaware	49 44
													317	H	Mt. St. Mary's	61 37
													325	H	Manhattan	70 41
													326	N	Incarnate Word	74 42
LAST 12 Division I GAMES:																
				112	A	St. Bonaventure	56 49					153	A	Central Conn. St.	72 36	
				177	A	La Salle	70 59					175	A	Temple	71 64	
				101	H	Richmond	65 64					36	H	Seton Hall	43 56	
				16	H	Princeton	53 67					144	N	Drake	56 62	
				174	H	Savannah St.	63 53					326	N	Incarnate Word	74 42	
				325	H	Manhattan	70 41					211	A	Delaware	49 44	

Non-Div I Games:

Fordham

Average RPI Win:	159	WON-LOST	WINNING	LAST 10	STRENGTH OF	OPP. STRENGTH	TEAM	ADJ.	CONF.	ADJ CONF.
Average RPI Loss:	62	RECORD	PCT. RANK	GAMES	SCHEDULE	OF SCHEDULE	RPI	RPI	RPI	RPI
DIV. I ONLY	10- 3	45	8- 1	52	105	30	30	20	20	
DIV. I NON-CONF.	6- 3	92	5- 2	3	188	8	8	19	19	
TOTALS	RPI 1-25	RPI 26-50	W-L RECORDS	RPI 51-100	RPI 101-150	RPI 150+				
10- 3	0- 1	0- 0	OVERALL	2- 1	2- 1	6- 0				
6- 0	0- 0	0- 0	HOME	1- 0	1- 0	4- 0				
4- 3	0- 1	0- 0	AWAY	1- 1	1- 1	2- 0				
0- 0	0- 0	0- 0	NEUTRAL	0- 0	0- 0	0- 0				
6- 3	0- 1	0- 0	NON-CONFERENCE	2- 1	2- 1	2- 0				
4- 0	0- 0	0- 0	HOME	1- 0	1- 0	2- 0				
2- 3	0- 1	0- 0	AWAY	1- 1	1- 1	0- 0				
0- 0	0- 0	0- 0	NEUTRAL	0- 0	0- 0	0- 0				
4- 0	0- 0	0- 0	CONFERENCE	0- 0	0- 0	4- 0				
2- 0	0- 0	0- 0	HOME	0- 0	0- 0	2- 0				
2- 0	0- 0	0- 0	AWAY	0- 0	0- 0	2- 0				
0- 0	0- 0	0- 0	NEUTRAL	0- 0	0- 0	0- 0				

RPI 1-25				RPI 26-50		Team's RPI: 30		RPI 51-100				RPI 101+			
RPI	S	Opponent	Score	RPI	S	Opponent	Score	RPI	S	Opponent	Score	RPI	S	Opponent	Score
17	A	George Washington	64 73					53	A	Southern California	50 68	116	H	UC Riverside	73 61
								62	H	St. Mary's (CA)	60 56	117	A	Bakersfield	60 80
								79	A	San Diego	93 88	134	A	Oregon	68 59
												172	H	Cal St. Fullerton	57 52
												187	A	San Diego St.	56 44
												190	H	Nevada	65 43
												192	H	New Mexico	71 65
												202	H	Cal Poly	67 56
												257	A	Utah St.	70 64
LAST 12 Division I GAMES:															
190	H	Nevada	65 43	62	H	St. Mary's (CA)	60 56	17	A	George Washington	64 73	116	H	UC Riverside	73 61
257	A	Utah St.	70 64	117	A	Bakersfield	60 80	79	A	San Diego	93 88	53	A	Southern California	50 68
187	A	San Diego St.	56 44												
192	H	New Mexico	71 65												
134	A	Oregon	68 59												
172	H	Cal St. Fullerton	57 52												

Non-Div I Games: Bethesda Christian 81 63 Cal St. Stanislaus 65 36

Fresno St.

■ Loss, 
 ■ Non-Conf, 
 ■ S Site, 
 ■ H Home 
 ■ A Away 
 N Neutral

Average RPI Win:	232	WON-LOST	WINNING	LAST 10	STRENGTH OF	OPP. STRENGTH	TEAM	ADJ.	CONF.	ADJ CONF.
Average RPI Loss:	59	RECORD	PCT. RANK	GAMES	SCHEDULE	OF SCHEDULE	RPI	RPI	RPI	RPI
DIV. I ONLY	9- 6	116	5- 3	134	145	110	110	19	19	
DIV. I NON-CONF.	9- 5	103	5- 4	144	152	84	84	20	20	
TOTALS	RPI 1-25	RPI 26-50	W-L RECORDS	RPI 51-100	RPI 101-150	RPI 150+				
9- 6	0- 2	0- 1	OVERALL	1- 2	1- 1	7- 0				
6- 1	0- 0	0- 0	HOME	1- 0	0- 1	5- 0				
2- 3	0- 0	0- 1	AWAY	0- 2	0- 0	2- 0				
1- 2	0- 2	0- 0	NEUTRAL	0- 0	1- 0	0- 0				
9- 5	0- 2	0- 1	NON-CONFERENCE	1- 2	1- 0	7- 0				
6- 0	0- 0	0- 0	HOME	1- 0	0- 0	5- 0				
2- 3	0- 0	0- 1	AWAY	0- 2	0- 0	2- 0				
1- 2	0- 2	0- 0	NEUTRAL	0- 0	1- 0	0- 0				
0- 1	0- 0	0- 0	CONFERENCE	0- 0	0- 1	0- 0				
0- 1	0- 0	0- 0	HOME	0- 0	0- 1	0- 0				
0- 0	0- 0	0- 0	AWAY	0- 0	0- 0	0- 0				
0- 0	0- 0	0- 0	NEUTRAL	0- 0	0- 0	0- 0				

RPI 1-25				RPI 26-50				RPI 51-100				RPI 101+				Team's RPI: 110	
RPI	S	Opponent	Score	RPI	S	Opponent	Score	RPI	S	Opponent	Score	RPI	S	Opponent	Score		
23	N	Washington	69 101	34	A	Georgia	51 58	74	A	Elon	71 81	104	H	East Tenn. St.	72 73		
25	N	Florida St.	63 94					93	H	Appalachian St.	84 79	132	N	Hartford	53 43		
								96	A	Clemson	69 79	187	H	San Diego St.	60 43		
												218	A	Winthrop	73 55		
												227	H	Davidson	67 60		
												250	H	USC Upstate	74 59		
												301	A	South Carolina St.	65 46		
												337	H	Coastal Caro.	90 56		
												342	H	UNC Asheville	81 71		
LAST 12 Division I GAMES:																	
104	H	East Tenn. St.	72 73	93	H	Appalachian St.	84 79	23	N	Washington	69 101						
250	H	USC Upstate	74 59	337	H	Coastal Caro.	90 56	25	N	Florida St.	63 94						
301	A	South Carolina St.	65 46					132	N	Hartford	53 43						
74	A	Elon	71 81					96	A	Clemson	69 79						
34	A	Georgia	51 58														
342	H	UNC Asheville	81 71														

Non-Div I Games: North Greenville 75 50 Southern Wesleyan 96 73

Furman

## Ga. Southern

Through Games Of Jan. 11, 2015

Average RPI Win:	303	WON-LOST	WINNING	LAST 10	STRENGTH OF	OPP. STRENGTH	TEAM	ADJ.	CONF.	ADJ CONF.
Average RPI Loss:	153	RECORD	PCT. RANK	GAMES	SCHEDULE	OF SCHEDULE	RPI	RPI	RPI	RPI
DIV. I ONLY	3- 9	282	2- 7	188	317	276	276	17	17	
DIV. I NON-CONF.	2- 6	281	2- 5	137	324	265	265	17	17	
TOTALS	RPI 1-25	RPI 26-50	W-L RECORDS	RPI 51-100	RPI 101-150	RPI 150+				
3- 9	0- 0	0- 1	OVERALL	0- 2	0- 2	3- 4				
1- 3	0- 0	0- 0	HOME	0- 1	0- 1	1- 1				
1- 5	0- 0	0- 1	AWAY	0- 1	0- 0	1- 3				
1- 1	0- 0	0- 0	NEUTRAL	0- 0	0- 1	1- 0				
2- 6	0- 0	0- 1	NON-CONFERENCE	0- 1	0- 2	2- 2				
1- 2	0- 0	0- 0	HOME	0- 1	0- 1	1- 0				
0- 3	0- 0	0- 1	AWAY	0- 0	0- 0	0- 2				
1- 1	0- 0	0- 0	NEUTRAL	0- 0	0- 1	1- 0				
1- 3	0- 0	0- 0	CONFERENCE	0- 1	0- 0	1- 2				
0- 1	0- 0	0- 0	HOME	0- 0	0- 0	0- 1				
1- 2	0- 0	0- 0	AWAY	0- 1	0- 0	1- 1				
0- 0	0- 0	0- 0	NEUTRAL	0- 0	0- 0	0- 0				

RPI S	Opponent	Score	RPI S	Opponent	Score	RPI S	Opponent	Score	RPI S	Opponent	Score	Team's RPI: 276
34	A Georgia	52 93	80	A Arkansas St.	63 86	125	N Eastern Wash.	42 55	142	H Mercer	61 84	
			95	H Kennesaw St.	51 72	168	A Jacksonville St.	52 78	171	H Texas St.	65 79	
						266	H Jacksonville	78 65	267	A Texas-Arlington	52 64	
						297	A Lipscomb	74 80	316	N Southern U.	68 52	
						328	A South Ala.	67 53				
LAST 12 Division I GAMES:												
328	A South Ala.	67 53	142	H Mercer	61 84							
80	A Arkansas St.	63 86	168	A Jacksonville St.	52 78							
171	H Texas St.	65 79	34	A Georgia	52 93							
267	A Texas-Arlington	52 64	95	H Kennesaw St.	51 72							
316	N Southern U.	68 52	266	H Jacksonville	78 65							
125	N Eastern Wash.	42 55	297	A Lipscomb	74 80							

Non-Div I Games: Toccoa Falls 84 36

Ga. Southern

■ Loss, 
 ■ Non-Conf, 
 ■ S Site, 
 ■ Home 
 ■ A Away 
 N Neutral

## Gardner-Webb

Through Games Of Jan. 11, 2015

Average RPI Win:	314	WON-LOST	WINNING	LAST 10	STRENGTH OF	OPP. STRENGTH	TEAM	ADJ.	CONF.	ADJ CONF.
Average RPI Loss:	188	RECORD	PCT. RANK	GAMES	SCHEDULE	OF SCHEDULE	RPI	RPI	RPI	RPI
DIV. I ONLY	5- 9	241	3- 6	337	323	304	304	31	31	
DIV. I NON-CONF.	2- 5	259	1- 3	317	278	303	303	32	32	
TOTALS	RPI 1-25	RPI 26-50	W-L RECORDS	RPI 51-100	RPI 101-150	RPI 150+				
5- 9	0- 0	0- 0	OVERALL	0- 3	0- 1	5- 5				
3- 2	0- 0	0- 0	HOME	0- 0	0- 0	3- 2				
2- 7	0- 0	0- 0	AWAY	0- 3	0- 1	2- 3				
0- 0	0- 0	0- 0	NEUTRAL	0- 0	0- 0	0- 0				
2- 5	0- 0	0- 0	NON-CONFERENCE	0- 2	0- 1	2- 2				
1- 1	0- 0	0- 0	HOME	0- 0	0- 0	1- 1				
1- 4	0- 0	0- 0	AWAY	0- 2	0- 1	1- 1				
0- 0	0- 0	0- 0	NEUTRAL	0- 0	0- 0	0- 0				
3- 4	0- 0	0- 0	CONFERENCE	0- 1	0- 0	3- 3				
2- 1	0- 0	0- 0	HOME	0- 0	0- 0	2- 1				
1- 3	0- 0	0- 0	AWAY	0- 1	0- 0	1- 2				
0- 0	0- 0	0- 0	NEUTRAL	0- 0	0- 0	0- 0				

RPI S	Opponent	Score	RPI S	Opponent	Score	RPI S	Opponent	Score	RPI S	Opponent	Score	Team's RPI: 304
						83	A Liberty	47 56	111	A Indiana	54 115	
						93	A Appalachian St.	69 77	218	A Winthrop	79 65	
						95	A Kennesaw St.	47 50	223	A Presbyterian	50 55	
									227	H Davidson	67 68	
									235	H Radford	60 76	
									287	A UNC Greensboro	60 76	
									327	A Wofford	65 60	
									337	H Coastal Caro.	82 74	
									338	H N.C. Central	73 53	
									340	A Longwood	59 63	
									349	H Charleston So.	70 54	
LAST 12 Division I GAMES:												
349	H Charleston So.	70 54	83	A Liberty	47 56							
218	A Winthrop	79 65	287	A UNC Greensboro	60 76							
337	H Coastal Caro.	82 74	223	A Presbyterian	50 55							
235	H Radford	60 76	327	A Wofford	65 60							
340	A Longwood	59 63	93	A Appalachian St.	69 77							
95	A Kennesaw St.	47 50	338	H N.C. Central	73 53							

Non-Div I Games: Tenn. Temple 68 48 Montreat 118 37

Gardner-Webb

■ Loss, 
 ■ Non-Conf, S Site, 
 ■ Home 
 ■ Away 
 N Neutral

Average RPI Win:	251	WON-LOST	WINNING	LAST 10	STRENGTH OF	OPP. STRENGTH	TEAM	ADJ.	CONF.	ADJ CONF.
Average RPI Loss:	178	RECORD	PCT. RANK	GAMES	SCHEDULE	OF SCHEDULE	RPI	RPI	RPI	RPI
DIV. I ONLY	10- 6	104	7- 3	345	203	231	231	6	6	
DIV. I NON-CONF.	8- 5	124	5- 4	348	207	279	279	6	6	
TOTALS	RPI 1-25	RPI 26-50	W-L RECORDS	RPI 51-100	RPI 101-150	RPI 150+				
10- 6	0- 0	0- 0	OVERALL	0- 1	0- 1	10- 4				
4- 2	0- 0	0- 0	HOME	0- 0	0- 1	4- 1				
3- 3	0- 0	0- 0	AWAY	0- 1	0- 0	3- 2				
3- 1	0- 0	0- 0	NEUTRAL	0- 0	0- 0	3- 1				
8- 5	0- 0	0- 0	NON-CONFERENCE	0- 0	0- 1	8- 4				
3- 2	0- 0	0- 0	HOME	0- 0	0- 1	3- 1				
2- 2	0- 0	0- 0	AWAY	0- 0	0- 0	2- 2				
3- 1	0- 0	0- 0	NEUTRAL	0- 0	0- 0	3- 1				
2- 1	0- 0	0- 0	CONFERENCE	0- 1	0- 0	2- 0				
1- 0	0- 0	0- 0	HOME	0- 0	0- 0	1- 0				
1- 1	0- 0	0- 0	AWAY	0- 1	0- 0	1- 0				
0- 0	0- 0	0- 0	NEUTRAL	0- 0	0- 0	0- 0				

RPI S	Opponent	Score	RPI S	Opponent	Score	RPI S	Opponent	Score	RPI S	Opponent	Score	Team's RPI: 231
						89 A	Duquesne	54 88	104 H	East Tenn. St.	71 84	
									151 H	Saint Louis	66 57	
									177 A	La Salle	73 71	
									182 H	Virginia Tech	77 69	
									198 A	Towson	70 72	
									207 A	Navy	79 84	
									209 H	Morehead St.	70 79	
									218 N	Winthrop	69 57	
									229 H	Col. of Charleston	71 61	
									234 N	La.-Monroe	65 53	
									258 N	Abilene Christian	86 88	
									296 A	Saint Francis (PA)	86 77	
									333 N	Mississippi Val.	71 62	
									340 A	Longwood	83 61	
									348 H	Delaware St.	110 91	
LAST 12 Division I GAMES:												
177 A	La Salle	73 71	218 N	Winthrop	69 57							
89 A	Duquesne	54 88	296 A	Saint Francis (PA)	86 77							
151 H	Saint Louis	66 57	104 H	East Tenn. St.	71 84							
198 A	Towson	70 72	333 N	Mississippi Val.	71 62							
340 A	Longwood	83 61	258 N	Abilene Christian	86 88							
234 N	La.-Monroe	65 53	207 A	Navy	79 84							

Non-Div I Games:

George Mason

■ Loss, 
 ■ Non-Conf, 
 ■ S Site, 
 ■ H Home 
 ■ A Away 
 N Neutral

Average RPI Win:	127	WON-LOST	WINNING	LAST 10	STRENGTH OF	OPP. STRENGTH	TEAM	ADJ.	CONF.	ADJ CONF.
Average RPI Loss:	11	RECORD	PCT. RANK	GAMES	SCHEDULE	OF SCHEDULE	RPI	RPI	RPI	RPI
DIV. I ONLY	13- 2	19	10- 0	47	3	17	17	6	6	
DIV. I NON-CONF.	10- 2	31	9- 0	63	8	22	22	6	6	
TOTALS	RPI 1-25	RPI 26-50	W-L RECORDS	RPI 51-100	RPI 101-150	RPI 150+				
13- 2	1- 2	2- 0	OVERALL	3- 0	3- 0	4- 0				
7- 1	0- 1	1- 0	HOME	1- 0	3- 0	2- 0				
4- 1	1- 1	0- 0	AWAY	1- 0	0- 0	2- 0				
2- 0	0- 0	1- 0	NEUTRAL	1- 0	0- 0	0- 0				
10- 2	0- 2	2- 0	NON-CONFERENCE	3- 0	1- 0	4- 0				
5- 1	0- 1	1- 0	HOME	1- 0	1- 0	2- 0				
3- 1	0- 1	0- 0	AWAY	1- 0	0- 0	2- 0				
2- 0	0- 0	1- 0	NEUTRAL	1- 0	0- 0	0- 0				
3- 0	1- 0	0- 0	CONFERENCE	0- 0	2- 0	0- 0				
2- 0	0- 0	0- 0	HOME	0- 0	2- 0	0- 0				
1- 0	1- 0	0- 0	AWAY	0- 0	0- 0	0- 0				
0- 0	0- 0	0- 0	NEUTRAL	0- 0	0- 0	0- 0				

RPI 1-25				Team's RPI: 17	RPI 26-50				RPI 51-100				RPI 101+					
RPI	S	Opponent	Score		RPI	S	Opponent	Score		RPI	S	Opponent	Score		RPI	S	Opponent	Score
6	H	Maryland	65 75		30	H	Fresno St.	73 64		58	N	North Carolina St.	74 66		101	H	Richmond	77 67
15	A	FGCU	75 88		40	N	Purdue	79 59		62	H	St. Mary's (CA)	70 52		119	H	Saint Joseph's	83 69
18	A	Dayton	69 66							77	A	American	63 52		139	H	Memphis	63 44
															198	A	Towson	82 48
															263	H	Grambling	89 51
															273	A	Loyola Maryland	72 49
															275	H	Georgetown	72 60
LAST 12 Division I GAMES:																		
					101	H	Richmond	77 67		139	H	Memphis	63 44					
					119	H	Saint Joseph's	83 69		275	H	Georgetown	72 60					
					18	A	Dayton	69 66		30	H	Fresno St.	73 64					
					198	A	Towson	82 48		40	N	Purdue	79 59					
					273	A	Loyola Maryland	72 49		58	N	North Carolina St.	74 66					
					62	H	St. Mary's (CA)	70 52		263	H	Grambling	89 51					

Non-Div I Games: Bowie St. 88 45

George Washington



Average RPI Win:	270	WON-LOST	WINNING	LAST 10	STRENGTH OF	OPP. STRENGTH	TEAM	ADJ.	CONF.	ADJ CONF.
Average RPI Loss:	119	RECORD	PCT. RANK	GAMES	SCHEDULE	OF SCHEDULE	RPI	RPI	RPI	RPI
DIV. I ONLY	4- 13	289	2- 8	147	108	275	275	9	9	
DIV. I NON-CONF.	2- 10	311	0- 7	109	158	274	274	8	8	
TOTALS	RPI 1-25	RPI 26-50	W-L RECORDS	RPI 51-100	RPI 101-150	RPI 150+				
4- 13	0- 2	0- 0	OVERALL	0- 2	0- 5	4- 4				
4- 4	0- 0	0- 0	HOME	0- 0	0- 3	4- 1				
0- 6	0- 2	0- 0	AWAY	0- 2	0- 2	0- 0				
0- 3	0- 0	0- 0	NEUTRAL	0- 0	0- 0	0- 3				
2- 10	0- 2	0- 0	NON-CONFERENCE	0- 1	0- 3	2- 4				
2- 3	0- 0	0- 0	HOME	0- 0	0- 2	2- 1				
0- 4	0- 2	0- 0	AWAY	0- 1	0- 1	0- 0				
0- 3	0- 0	0- 0	NEUTRAL	0- 0	0- 0	0- 3				
2- 3	0- 0	0- 0	CONFERENCE	0- 1	0- 2	2- 0				
2- 1	0- 0	0- 0	HOME	0- 0	0- 1	2- 0				
0- 2	0- 0	0- 0	AWAY	0- 1	0- 1	0- 0				
0- 0	0- 0	0- 0	NEUTRAL	0- 0	0- 0	0- 0				

RPI 1-25				RPI 26-50				RPI 51-100				RPI 101+ Team's RPI: 275			
RPI	S	Opponent	Score	RPI	S	Opponent	Score	RPI	S	Opponent	Score	RPI	S	Opponent	Score
16	A	Princeton	54 83					97	A	Creighton	61 76	101	A	Richmond	57 65
17	A	George Washington	60 72					100	A	Kansas	42 55	102	H	DePaul	85 105
												108	A	Villanova	57 69
												112	H	St. Bonaventure	64 70
												139	H	Memphis	46 63
												155	N	Alabama	58 72
												175	N	Temple	58 81
												188	H	Florida	73 81
												216	H	Providence	69 61
												240	N	Holy Cross	69 73
												271	H	Marquette	83 76
												273	H	Loyola Maryland	71 44
												321	H	UMES	88 75
LAST 12 Division I GAMES:															
108	A	Villanova	57 69	139	H	Memphis	46 63								
216	H	Providence	69 61	17	A	George Washington	60 72								
102	H	DePaul	85 105	16	A	Princeton	54 83								
271	H	Marquette	83 76	240	N	Holy Cross	69 73								
97	A	Creighton	61 76	188	H	Florida	73 81								
112	H	St. Bonaventure	64 70	100	A	Kansas	42 55								

Non-Div I Games:

Georgetown

■ Loss, 
 ■ Non-Conf, 
 ■ S Site, 
 ■ H Home 
 ■ A Away 
 N Neutral

Average RPI Win:	171	WON-LOST	WINNING	LAST 10	STRENGTH OF	OPP. STRENGTH	TEAM	ADJ.	CONF.	ADJ CONF.
Average RPI Loss:	34	RECORD	PCT. RANK	GAMES	SCHEDULE	OF SCHEDULE	RPI	RPI	RPI	RPI
DIV. I ONLY	15- 2	11	8- 2	133	73	34	34	3	3	
DIV. I NON-CONF.	12- 1	7	7- 1	232	61	45	45	4	4	
TOTALS	RPI 1-25	RPI 26-50	W-L RECORDS	RPI 51-100	RPI 101-150	RPI 150+				
15- 2	1- 0	0- 2	OVERALL	2- 0	5- 0	7- 0				
10- 0	0- 0	0- 0	HOME	1- 0	3- 0	6- 0				
5- 2	1- 0	0- 2	AWAY	1- 0	2- 0	1- 0				
0- 0	0- 0	0- 0	NEUTRAL	0- 0	0- 0	0- 0				
12- 1	1- 0	0- 1	NON-CONFERENCE	2- 0	3- 0	6- 0				
8- 0	0- 0	0- 0	HOME	1- 0	2- 0	5- 0				
4- 1	1- 0	0- 1	AWAY	1- 0	1- 0	1- 0				
0- 0	0- 0	0- 0	NEUTRAL	0- 0	0- 0	0- 0				
3- 1	0- 0	0- 1	CONFERENCE	0- 0	2- 0	1- 0				
2- 0	0- 0	0- 0	HOME	0- 0	1- 0	1- 0				
1- 1	0- 0	0- 1	AWAY	0- 0	1- 0	0- 0				
0- 0	0- 0	0- 0	NEUTRAL	0- 0	0- 0	0- 0				

RPI 1-25				RPI 26-50				Team's RPI: 34		RPI 51-100				RPI 101+			
RPI	S	Opponent	Score	RPI	S	Opponent	Score	RPI	S	Opponent	Score	RPI	S	Opponent	Score		
24	A	Ohio St.	67 59	31	A	Mississippi St.	56 64	70	A	Georgia Tech	64 57	110	H	Furman	58 51		
				36	A	Seton Hall	51 70	87	H	Michigan St.	69 60	113	A	Auburn	57 52		
												118	H	TCU	62 53		
												123	H	Missouri	69 48		
												142	A	Mercer	68 49		
												155	H	Alabama	64 47		
												199	H	Belmont	62 43		
												269	H	Colgate	66 35		
												276	H	Ga. Southern	93 52		
												277	H	Morgan St.	68 36		
												298	H	Coppin St.	49 29		
												308	A	Tennessee Tech	74 51		
LAST 12 Division I GAMES:																	
113	A	Auburn	57 52	110	H	Furman	58 51										
123	H	Missouri	69 48	87	H	Michigan St.	69 60										
155	H	Alabama	64 47	142	A	Mercer	68 49										
31	A	Mississippi St.	56 64	298	H	Coppin St.	49 29										
36	A	Seton Hall	51 70	308	A	Tennessee Tech	74 51										
199	H	Belmont	62 43	269	H	Colgate	66 35										

Non-Div I Games:

Georgia

Average RPI Win:	208	WON-LOST	WINNING	LAST 10	STRENGTH OF	OPP. STRENGTH	TEAM	ADJ.	CONF.	ADJ CONF.
Average RPI Loss:	130	RECORD	PCT. RANK	GAMES	SCHEDULE	OF SCHEDULE	RPI	RPI	RPI	RPI
DIV. I ONLY	6- 7	190	4- 6	111	277	206	206	17	17	
DIV. I NON-CONF.	4- 4	158	3- 4	152	311	210	210	17	17	
TOTALS	RPI 1-25	RPI 26-50	W-L RECORDS	RPI 51-100	RPI 101-150	RPI 150+				
6- 7	0- 0	0- 1	OVERALL	0- 2	0- 1	6- 3				
5- 5	0- 0	0- 1	HOME	0- 2	0- 0	5- 2				
1- 2	0- 0	0- 0	AWAY	0- 0	0- 1	1- 1				
0- 0	0- 0	0- 0	NEUTRAL	0- 0	0- 0	0- 0				
4- 4	0- 0	0- 0	NON-CONFERENCE	0- 2	0- 0	4- 2				
3- 3	0- 0	0- 0	HOME	0- 2	0- 0	3- 1				
1- 1	0- 0	0- 0	AWAY	0- 0	0- 0	1- 1				
0- 0	0- 0	0- 0	NEUTRAL	0- 0	0- 0	0- 0				
2- 3	0- 0	0- 1	CONFERENCE	0- 0	0- 1	2- 1				
2- 2	0- 0	0- 1	HOME	0- 0	0- 0	2- 1				
0- 1	0- 0	0- 0	AWAY	0- 0	0- 1	0- 0				
0- 0	0- 0	0- 0	NEUTRAL	0- 0	0- 0	0- 0				

RPI 1-25			RPI 26-50			RPI 51-100			RPI 101+			Team's RPI: 206
RPI	S	Opponent	Score	RPI	S	Opponent	Score	RPI	S	Opponent	Score	
				47	H	UALR	55 75	83	H	Liberty	71 73	133 A La.-Lafayette 52 68
								95	H	Kennesaw St.	64 73	164 H Troy 87 96
												165 H Massachusetts 71 66
												171 H Texas St. 74 69
												177 H La Salle 68 76
												179 H Samford 61 56
												193 A North Florida 72 59
												209 A Morehead St. 72 74
												234 H La.-Monroe 80 72
												308 H Tennessee Tech 72 60
LAST 12 Division I GAMES:												
164	H	Troy	87 96	165	H	Massachusetts	71 66	308	H	Tennessee Tech	72 60	
133	A	La.-Lafayette	52 68	209	A	Morehead St.	72 74	95	H	Kennesaw St.	64 73	
171	H	Texas St.	74 69	83	H	Liberty	71 73	179	H	Samford	61 56	
47	H	UALR	55 75									
234	H	La.-Monroe	80 72									
177	H	La Salle	68 76									

Non-Div I Games: Thomas (GA) 101 55

Georgia St.

■ Loss, 
 ■ Non-Conf, 
 ■ S Site, 
 ■ H Home 
 ■ A Away 
 N Neutral

Average RPI Win: 209		WON-LOST	WINNING	LAST 10	STRENGTH OF	OPP. STRENGTH	TEAM	ADJ.	CONF.	ADJ CONF.
Average RPI Loss: 30		RECORD	PCT. RANK	GAMES	SCHEDULE	OF SCHEDULE	RPI	RPI	RPI	RPI
DIV. I ONLY		12- 6	83	1- 0	107	64	70	70	2	2
DIV. I NON-CONF.		10- 4	80	1- 0	202	127	111	111	2	2
TOTALS	RPI 1-25	RPI 26-50		W-L RECORDS		RPI 51-100	RPI 101-150	RPI 150+		
12- 6	0- 3	0- 2		OVERALL		2- 1	3- 0	7- 0		
8- 1	0- 0	0- 1		HOME		2- 0	1- 0	5- 0		
3- 3	0- 2	0- 0		AWAY		0- 1	1- 0	2- 0		
1- 2	0- 1	0- 1		NEUTRAL		0- 0	1- 0	0- 0		
10- 4	0- 1	0- 2		NON-CONFERENCE		1- 1	2- 0	7- 0		
7- 1	0- 0	0- 1		HOME		1- 0	1- 0	5- 0		
2- 1	0- 0	0- 0		AWAY		0- 1	0- 0	2- 0		
1- 2	0- 1	0- 1		NEUTRAL		0- 0	1- 0	0- 0		
2- 2	0- 2	0- 0		CONFERENCE		1- 0	1- 0	0- 0		
1- 0	0- 0	0- 0		HOME		1- 0	0- 0	0- 0		
1- 2	0- 2	0- 0		AWAY		0- 0	1- 0	0- 0		
0- 0	0- 0	0- 0		NEUTRAL		0- 0	0- 0	0- 0		

RPI 1-25					
RPI	S	Opponent	Score		
9	N	Green Bay	50	71	
10	A	North Carolina	81	96	
11	A	Louisville	48	75	

RPI 26-50					
RPI	S	Opponent	Score		
26	N	Minnesota	69	72	
34	H	Georgia	57	64	

RPI 51-100						Team's RPI:		70
RPI	S	Opponent	Score					
87	A	Michigan St.	73	79				
95	H	Kennesaw St.	77	48				
96	H	Clemson	74	66				

RPI 101+					
RPI	S	Opponent	Score		
106	A	Boston College	80	77	
108	N	Villanova	71	63	
147	H	Louisiana Tech	96	81	
230	H	Central Ark.	88	50	
261	A	Loyola Chicago	92	57	
263	H	Grambling	97	64	
277	H	Morgan St.	105	76	
293	H	Alabama St.	77	53	
297	H	Lipscomb	71	53	
330	A	St. Francis Brooklyn	65	59	

LAST 12 Division I GAMES:									
147	H	Louisiana Tech	96	81	330	A	St. Francis Brooklyn	65	59
10	A	North Carolina	81	96	293	H	Alabama St.	77	53
106	A	Boston College	80	77	230	H	Central Ark.	88	50
96	H	Clemson	74	66	87	A	Michigan St.	73	79
11	A	Louisville	48	75	26	N	Minnesota	69	72
297	H	Lipscomb	71	53	108	N	Villanova	71	63

Non-Div I Games:

Georgia Tech

■ Loss, ■ Non-Conf, S Site, H Home A Away N Neutral

## Gonzaga

Through Games Of Jan. 11, 2015

Average RPI Win:	162	WON-LOST	WINNING	LAST 10	STRENGTH OF	OPP. STRENGTH	TEAM	ADJ.	CONF.	ADJ CONF.
Average RPI Loss:	47	RECORD	PCT. RANK	GAMES	SCHEDULE	OF SCHEDULE	RPI	RPI	RPI	RPI
DIV. I ONLY	12- 4	50	2- 0	37	103	43	43	7	7	
DIV. I NON-CONF.	7- 4	108	1- 0	35	83	58	58	7	7	
TOTALS	RPI 1-25	RPI 26-50	W-L RECORDS	RPI 51-100	RPI 101-150	RPI 150+				
12- 4	1- 1	0- 1	OVERALL	2- 2	2- 0	7- 0				
7- 1	1- 0	0- 0	HOME	2- 1	0- 0	4- 0				
5- 1	0- 0	0- 0	AWAY	0- 0	2- 0	3- 0				
0- 2	0- 1	0- 0	NEUTRAL	0- 1	0- 0	0- 0				
7- 4	1- 1	0- 1	NON-CONFERENCE	0- 2	1- 0	5- 0				
4- 1	1- 0	0- 0	HOME	0- 1	0- 0	3- 0				
3- 1	0- 0	0- 1	AWAY	0- 0	1- 0	2- 0				
0- 2	0- 1	0- 0	NEUTRAL	0- 1	0- 0	0- 0				
5- 0	0- 0	0- 0	CONFERENCE	2- 0	1- 0	2- 0				
3- 0	0- 0	0- 0	HOME	2- 0	0- 0	1- 0				
2- 0	0- 0	0- 0	AWAY	0- 0	1- 0	1- 0				
0- 0	0- 0	0- 0	NEUTRAL	0- 0	0- 0	0- 0				

RPI 1-25				RPI 26-50				Team's RPI: 43	RPI 51-100				RPI 101+			
RPI	S	Opponent	Score	RPI	S	Opponent	Score		RPI	S	Opponent	Score	RPI	S	Opponent	Score
18	H	Dayton	75 65	35	A	Northwestern	43 62		56	H	Washington St.	58 59	125	A	Eastern Wash.	61 60
20	N	Iowa	67 79						77	N	American	56 59	149	A	San Francisco	75 64
									79	H	San Diego	67 49	185	A	Santa Clara	78 70
									82	H	BYU	78 62	189	A	Montana St.	89 60
													195	A	Wyoming	70 56
													222	H	Idaho St.	88 63
													224	H	Southern Utah	70 51
													233	H	Portland St.	73 41
													247	H	Portland	79 57
LAST 12 Division I GAMES:																
247	H	Portland	79 57	224	H	Southern Utah	70 51		35	A	Northwestern	43 62				
233	H	Portland St.	73 41	195	A	Wyoming	70 56		56	H	Washington St.	58 59				
185	A	Santa Clara	78 70	125	A	Eastern Wash.	61 60		20	N	Iowa	67 79				
149	A	San Francisco	75 64													
79	H	San Diego	67 49													
82	H	BYU	78 62													

Non-Div I Games:

Gonzaga

■ Loss, 
 ■ Non-Conf, S Site, 
 ■ Home 
 ■ Away 
 N Neutral

Average RPI Win:	242	WON-LOST	WINNING	LAST 10	STRENGTH OF	OPP. STRENGTH	TEAM	ADJ.	CONF.	ADJ CONF.
Average RPI Loss:	122	RECORD	PCT. RANK	GAMES	SCHEDULE	OF SCHEDULE	RPI	RPI	RPI	RPI
DIV. I ONLY	2- 10	319	2- 8	109	127	263	263	33	33	
DIV. I NON-CONF.	1- 8	322	1- 6	8	28	185	185	30	30	
TOTALS	RPI 1-25	RPI 26-50	W-L RECORDS	RPI 51-100	RPI 101-150	RPI 150+				
2- 10	0- 2	0- 0	OVERALL	0- 4	0- 1	2- 3				
2- 0	0- 0	0- 0	HOME	0- 0	0- 0	2- 0				
0- 10	0- 2	0- 0	AWAY	0- 4	0- 1	0- 3				
0- 0	0- 0	0- 0	NEUTRAL	0- 0	0- 0	0- 0				
1- 8	0- 2	0- 0	NON-CONFERENCE	0- 4	0- 1	1- 1				
1- 0	0- 0	0- 0	HOME	0- 0	0- 0	1- 0				
0- 8	0- 2	0- 0	AWAY	0- 4	0- 1	0- 1				
0- 0	0- 0	0- 0	NEUTRAL	0- 0	0- 0	0- 0				
1- 2	0- 0	0- 0	CONFERENCE	0- 0	0- 0	1- 2				
1- 0	0- 0	0- 0	HOME	0- 0	0- 0	1- 0				
0- 2	0- 0	0- 0	AWAY	0- 0	0- 0	0- 2				
0- 0	0- 0	0- 0	NEUTRAL	0- 0	0- 0	0- 0				

RPI 1-25				RPI 26-50				RPI 51-100				RPI 101+ Team's RPI: 263			
RPI	S	Opponent	Score	RPI	S	Opponent	Score	RPI	S	Opponent	Score	RPI	S	Opponent	Score
17	A	George Washington	51 89					52	A	Arkansas	35 77	113	A	Auburn	42 92
23	A	Washington	53 84					69	A	Kansas St.	38 61	167	H	Northwestern St.	44 41
								70	A	Georgia Tech	64 97	169	A	Arizona	51 65
								94	A	Ole Miss	67 92	293	A	Alabama St.	30 53
												316	H	Southern U.	57 56
												318	A	Alabama A&M	56 59
LAST 12 Division I GAMES:															
316	H	Southern U.	57 56	167	H	Northwestern St.	44 41								
318	A	Alabama A&M	56 59	169	A	Arizona	51 65								
293	A	Alabama St.	30 53	70	A	Georgia Tech	64 97								
52	A	Arkansas	35 77	17	A	George Washington	51 89								
69	A	Kansas St.	38 61	113	A	Auburn	42 92								
23	A	Washington	53 84	94	A	Ole Miss	67 92								

Non-Div I Games: LSU-Shreveport 67 58 Tougaloo 98 59

Grambling

Loss, Non-Conf, S Site, H Home A Away N Neutral

## Grand Canyon

Through Games Of Jan. 11, 2015

Average RPI Win:	289	WON-LOST	WINNING	LAST 10	STRENGTH OF	OPP. STRENGTH	TEAM	ADJ.	CONF.	ADJ CONF.
Average RPI Loss:	177	RECORD	PCT. RANK	GAMES	SCHEDULE	OF SCHEDULE	RPI	RPI	RPI	RPI
DIV. I ONLY	4- 8	252	4- 5	302	290	289	289	30	30	
DIV. I NON-CONF.	4- 7	220	4- 6	328	279	309	309	33	33	
TOTALS	RPI 1-25	RPI 26-50	W-L RECORDS	RPI 51-100	RPI 101-150	RPI 150+				
4- 8	0- 1	0- 0	OVERALL	0- 0	0- 1	4- 6				
2- 3	0- 1	0- 0	HOME	0- 0	0- 0	2- 2				
2- 4	0- 0	0- 0	AWAY	0- 0	0- 1	2- 3				
0- 1	0- 0	0- 0	NEUTRAL	0- 0	0- 0	0- 1				
4- 7	0- 1	0- 0	NON-CONFERENCE	0- 0	0- 0	4- 6				
2- 3	0- 1	0- 0	HOME	0- 0	0- 0	2- 2				
2- 3	0- 0	0- 0	AWAY	0- 0	0- 0	2- 3				
0- 1	0- 0	0- 0	NEUTRAL	0- 0	0- 0	0- 1				
0- 1	0- 0	0- 0	CONFERENCE	0- 0	0- 1	0- 0				
0- 0	0- 0	0- 0	HOME	0- 0	0- 0	0- 0				
0- 1	0- 0	0- 0	AWAY	0- 0	0- 1	0- 0				
0- 0	0- 0	0- 0	NEUTRAL	0- 0	0- 0	0- 0				

RPI 1-25				RPI 26-50				RPI 51-100				RPI 101+ Team's RPI: 289			
RPI	S	Opponent	Score	RPI	S	Opponent	Score	RPI	S	Opponent	Score	RPI	S	Opponent	Score
11	H	Louisville	51 65									117	A	Bakersfield	67 90
												190	H	Nevada	52 64
												197	A	Northern Colo.	47 66
												207	A	Navy	51 60
												210	N	Northern Ky.	45 52
												220	A	Austin Peay	77 84
												226	A	Oral Roberts	54 51
												259	H	North Dakota St.	69 54
												262	H	UC Irvine	53 54
												326	A	Incarnate Word	72 67
												345	H	New Orleans	59 57
LAST 12 Division I GAMES:															
117	A	Bakersfield	67 90	190	H	Nevada	52 64								
326	A	Incarnate Word	72 67	345	H	New Orleans	59 57								
259	H	North Dakota St.	69 54	207	A	Navy	51 60								
11	H	Louisville	51 65	210	N	Northern Ky.	45 52								
226	A	Oral Roberts	54 51	220	A	Austin Peay	77 84								
197	A	Northern Colo.	47 66	262	H	UC Irvine	53 54								

Non-Div I Games: Western St. 76 52 San Diego Christian87 44

Grand Canyon

■ Loss, 
 ■ Non-Conf, 
 ■ S Site, 
 ■ H Home 
 ■ A Away 
 N Neutral

Green Bay

Through Games of Sat. 11/ 1/19

Average RPI Win:	115	WON-LOST	WINNING	LAST 10	STRENGTH OF	OPP. STRENGTH	TEAM	ADJ.	CONF.	ADJ CONF.
Average RPI Loss:	23	RECORD	PCT. RANK	GAMES	SCHEDULE	OF SCHEDULE	RPI	RPI	RPI	RPI
DIV. I ONLY	11- 3	39	0- 1	12	11	9	9	12	12	
DIV. I NON-CONF.	9- 3	60	0- 1	29	2	12	12	12	12	
TOTALS	RPI 1-25	RPI 26-50	W-L RECORDS	RPI 51-100	RPI 101-150	RPI 150+				
11- 3	1- 2	2- 1	OVERALL	4- 0	1- 0	3- 0				
5- 0	0- 0	1- 0	HOME	2- 0	1- 0	1- 0				
4- 2	0- 1	1- 1	AWAY	1- 0	0- 0	2- 0				
2- 1	1- 1	0- 0	NEUTRAL	1- 0	0- 0	0- 0				
9- 3	1- 2	1- 1	NON-CONFERENCE	4- 0	1- 0	2- 0				
4- 0	0- 0	0- 0	HOME	2- 0	1- 0	1- 0				
3- 2	0- 1	1- 1	AWAY	1- 0	0- 0	1- 0				
2- 1	1- 1	0- 0	NEUTRAL	1- 0	0- 0	0- 0				
2- 0	0- 0	1- 0	CONFERENCE	0- 0	0- 0	1- 0				
1- 0	0- 0	1- 0	HOME	0- 0	0- 0	0- 0				
1- 0	0- 0	0- 0	AWAY	0- 0	0- 0	1- 0				
0- 0	0- 0	0- 0	NEUTRAL	0- 0	0- 0	0- 0				

RPI	S	Opponent	Score	RPI	S	Opponent	Score	RPI	S	Opponent	Score	RPI	S	Opponent	Score
4	N	UConn	53 89	39	H	Youngstown St.	66 43	70	N	Georgia Tech	71 50	130	H	Wisconsin	53 43
5	N	Arizona St.	63 57	40	A	Purdue	81 78	72	H	Western Mich.	70 55	162	A	Wright St.	68 59
18	A	Dayton	66 72	46	A	Vanderbilt	64 68	73	A	South Dakota St.	77 75	271	A	Marquette	94 66
								89	H	Duquesne	84 52	309	H	Vermont	60 40
LAST 12 Division I GAMES:															
4	N	UConn	53 89	73	A	South Dakota St.	77 75								
39	H	Youngstown St.	66 43	72	H	Western Mich.	70 55								
162	A	Wright St.	68 59	5	N	Arizona St.	63 57								
18	A	Dayton	66 72	70	N	Georgia Tech	71 50								
309	H	Vermont	60 40	89	H	Duquesne	84 52								
130	H	Wisconsin	53 43	40	A	Purdue	81 78								

Non-Div I Games: Davenport 53 40

Green Bay

Loss, Non-Conf, S Site, H Home A Away N Neutral



Average RPI Win:	186	WON-LOST	WINNING	LAST 10	STRENGTH OF	OPP. STRENGTH	TEAM	ADJ.	CONF.	ADJ CONF.
Average RPI Loss:	50	RECORD	PCT. RANK	GAMES	SCHEDULE	OF SCHEDULE	RPI	RPI	RPI	RPI
DIV. I ONLY	6- 9	214	6- 4	6	129	63	63	32	32	
DIV. I NON-CONF.	4- 9	243	4- 6	1	142	50	50	31	31	
TOTALS	RPI 1-25	RPI 26-50	W-L RECORDS	RPI 51-100	RPI 101-150	RPI 150+				
6- 9	0- 2	0- 3	OVERALL	1- 2	2- 2	3- 0				
1- 3	0- 2	0- 0	HOME	0- 1	0- 0	1- 0				
3- 6	0- 0	0- 3	AWAY	1- 1	1- 2	1- 0				
2- 0	0- 0	0- 0	NEUTRAL	0- 0	1- 0	1- 0				
4- 9	0- 2	0- 3	NON-CONFERENCE	1- 2	2- 2	1- 0				
0- 3	0- 2	0- 0	HOME	0- 1	0- 0	0- 0				
2- 6	0- 0	0- 3	AWAY	1- 1	1- 2	0- 0				
2- 0	0- 0	0- 0	NEUTRAL	0- 0	1- 0	1- 0				
2- 0	0- 0	0- 0	CONFERENCE	0- 0	0- 0	2- 0				
1- 0	0- 0	0- 0	HOME	0- 0	0- 0	1- 0				
1- 0	0- 0	0- 0	AWAY	0- 0	0- 0	1- 0				
0- 0	0- 0	0- 0	NEUTRAL	0- 0	0- 0	0- 0				

RPI 1-25				RPI 26-50				RPI 51-100				Team's RPI: 63	RPI 101+			
RPI	S	Opponent	Score	RPI	S	Opponent	Score	RPI	S	Opponent	Score		RPI	S	Opponent	Score
7	H	South Carolina	49 69	28	A	James Madison	53 85	56	H	Washington St.	60 74		101	A	Richmond	64 53
16	H	Princeton	63 75	35	A	Northwestern	36 62	69	A	Kansas St.	46 66		102	A	DePaul	67 86
				37	A	Quinnipiac	59 87	81	A	Penn	58 43		103	A	Lehigh	67 85
													113	N	Auburn	44 42
													264	A	Bethune-Cookman	61 54
													277	H	Morgan St.	63 43
													279	N	Bowling Green	64 53
LAST 12 Division I GAMES:																
264	A	Bethune-Cookman	61 54	7	H	South Carolina	49 69	277	H	Morgan St.	63 43		101	A	Richmond	64 53
16	H	Princeton	63 75	28	A	James Madison	53 85	69	A	Kansas St.	46 66		102	A	DePaul	67 86
113	N	Auburn	44 42	35	A	Northwestern	36 62	81	A	Penn	58 43		103	A	Lehigh	67 85
279	N	Bowling Green	64 53	37	A	Quinnipiac	59 87									
102	A	DePaul	67 86					56	H	Washington St.	60 74					
28	A	James Madison	53 85													

Non-Div I Games:

Hampton

■ Loss, 
■ Non-Conf, 
■ S Site, 
■ H Home 
■ A Away 
N Neutral

Average RPI Win:	214	WON-LOST	WINNING	LAST 10	STRENGTH OF	OPP. STRENGTH	TEAM	ADJ.	CONF.	ADJ CONF.
Average RPI Loss:	74	RECORD	PCT. RANK	GAMES	SCHEDULE	OF SCHEDULE	RPI	RPI	RPI	RPI
DIV. I ONLY	8- 9	181	5- 5	81	88	132	132	23	23	
DIV. I NON-CONF.	6- 8	197	3- 6	44	57	115	115	24	24	
TOTALS	RPI 1-25	RPI 26-50	W-L RECORDS	RPI 51-100	RPI 101-150	RPI 150+				
8- 9	0- 3	0- 1	OVERALL	0- 1	1- 4	7- 0				
4- 3	0- 0	0- 1	HOME	0- 0	0- 2	4- 0				
3- 2	0- 0	0- 0	AWAY	0- 1	1- 1	2- 0				
1- 4	0- 3	0- 0	NEUTRAL	0- 0	0- 1	1- 0				
6- 8	0- 3	0- 1	NON-CONFERENCE	0- 1	1- 3	5- 0				
3- 2	0- 0	0- 1	HOME	0- 0	0- 1	3- 0				
2- 2	0- 0	0- 0	AWAY	0- 1	1- 1	1- 0				
1- 4	0- 3	0- 0	NEUTRAL	0- 0	0- 1	1- 0				
2- 1	0- 0	0- 0	CONFERENCE	0- 0	0- 1	2- 0				
1- 1	0- 0	0- 0	HOME	0- 0	0- 1	1- 0				
1- 0	0- 0	0- 0	AWAY	0- 0	0- 0	1- 0				
0- 0	0- 0	0- 0	NEUTRAL	0- 0	0- 0	0- 0				

RPI 1-25				RPI 26-50				RPI 51-100				RPI 101+ Team's RPI: 132			
RPI	S	Opponent	Score	RPI	S	Opponent	Score	RPI	S	Opponent	Score	RPI	S	Opponent	Score
16	N	Princeton	51 64	37	H	Quinnipiac	58 70	92	A	Dartmouth	43 49	106	H	Boston College	61 73
23	N	Washington	70 81									110	N	Furman	43 53
25	N	Florida St.	59 69									122	H	Maine	57 68
												128	A	Cornell	48 46
												138	A	Lafayette	59 74
												153	A	Central Conn. St.	75 63
												174	N	Savannah St.	59 55
												200	H	Sacred Heart	68 63
												216	H	Providence	57 54
												242	H	Penn St.	62 57
												286	H	Binghamton	59 44
												309	A	Vermont	62 46
LAST 12 Division I GAMES:															
122	H	Maine	57 68	200	H	Sacred Heart	68 63								
286	H	Binghamton	59 44	242	H	Penn St.	62 57								
309	A	Vermont	62 46	106	H	Boston College	61 73								
174	N	Savannah St.	59 55	92	A	Dartmouth	43 49								
16	N	Princeton	51 64	25	N	Florida St.	59 69								
37	H	Quinnipiac	58 70	23	N	Washington	70 81								

Non-Div I Games:

Hartford

Average RPI Win:	208	WON-LOST	WINNING	LAST 10	STRENGTH OF	OPP. STRENGTH	TEAM	ADJ.	CONF.	ADJ CONF.
Average RPI Loss:	112	RECORD	PCT. RANK	GAMES	SCHEDULE	OF SCHEDULE	RPI	RPI	RPI	RPI
DIV. I ONLY	6- 8	200	4- 6	157	81	176	176	10	10	
DIV. I NON-CONF.	6- 7	172	5- 6	179	71	167	167	11	11	
TOTALS	RPI 1-25	RPI 26-50	W-L RECORDS	RPI 51-100	RPI 101-150	RPI 150+				
6- 8	0- 2	1- 1	OVERALL	0- 1	0- 2	5- 2				
2- 3	0- 1	0- 1	HOME	0- 1	0- 0	2- 0				
1- 3	0- 1	0- 0	AWAY	0- 0	0- 1	1- 1				
3- 2	0- 0	1- 0	NEUTRAL	0- 0	0- 1	2- 1				
6- 7	0- 2	1- 1	NON-CONFERENCE	0- 0	0- 2	5- 2				
2- 2	0- 1	0- 1	HOME	0- 0	0- 0	2- 0				
1- 3	0- 1	0- 0	AWAY	0- 0	0- 1	1- 1				
3- 2	0- 0	1- 0	NEUTRAL	0- 0	0- 1	2- 1				
0- 1	0- 0	0- 0	CONFERENCE	0- 1	0- 0	0- 0				
0- 1	0- 0	0- 0	HOME	0- 1	0- 0	0- 0				
0- 0	0- 0	0- 0	AWAY	0- 0	0- 0	0- 0				
0- 0	0- 0	0- 0	NEUTRAL	0- 0	0- 0	0- 0				

RPI 1-25				RPI 26-50				RPI 51-100				RPI 101+ Team's RPI: 176			
RPI	S	Opponent	Score	RPI	S	Opponent	Score	RPI	S	Opponent	Score	RPI	S	Opponent	Score
1	A	Notre Dame	43 97	37	N	Quinnipiac	87 83	92	H	Dartmouth	61 76	122	A	Maine	46 65
15	H	FGCU	58 68	41	H	Chattanooga	52 54					147	N	Louisiana Tech	64 83
												165	A	Massachusetts	75 62
												175	N	Temple	69 81
												239	H	Northeastern	67 65
												240	N	Holy Cross	79 76
												269	H	Colgate	68 53
												297	N	Lipscomb	84 63
												303	A	Boston U.	62 63
LAST 12 Division I GAMES:															
				92	H	Dartmouth	61 76			122	A	Maine	46 65		
				41	H	Chattanooga	52 54			165	A	Massachusetts	75 62		
				15	H	FGCU	58 68			175	N	Temple	69 81		
				297	N	Lipscomb	84 63			240	N	Holy Cross	79 76		
				147	N	Louisiana Tech	64 83			1	A	Notre Dame	43 97		
				239	H	Northeastern	67 65			37	N	Quinnipiac	87 83		

Non-Div I Games:

Harvard

■ Loss, 
■ Non-Conf, 
■ S Site, 
■ H Home 
■ A Away 
N Neutral

Average RPI Win:	248	WON-LOST	WINNING	LAST 10	STRENGTH OF	OPP. STRENGTH	TEAM	ADJ.	CONF.	ADJ CONF.
Average RPI Loss:	79	RECORD	PCT. RANK	GAMES	SCHEDULE	OF SCHEDULE	RPI	RPI	RPI	RPI
DIV. I ONLY	6- 7	190	1- 0	99	169	152	152	14	14	
DIV. I NON-CONF.	6- 5	145	1- 0	114	138	135	135	14	14	
TOTALS	RPI 1-25	RPI 26-50	W-L RECORDS	RPI 51-100	RPI 101-150	RPI 150+				
6- 7	0- 1	0- 2	OVERALL	0- 1	1- 2	5- 1				
3- 4	0- 1	0- 2	HOME	0- 1	0- 0	3- 0				
3- 3	0- 0	0- 0	AWAY	0- 0	1- 2	2- 1				
0- 0	0- 0	0- 0	NEUTRAL	0- 0	0- 0	0- 0				
6- 5	0- 1	0- 2	NON-CONFERENCE	0- 1	1- 1	5- 0				
3- 4	0- 1	0- 2	HOME	0- 1	0- 0	3- 0				
3- 1	0- 0	0- 0	AWAY	0- 0	1- 1	2- 0				
0- 0	0- 0	0- 0	NEUTRAL	0- 0	0- 0	0- 0				
0- 2	0- 0	0- 0	CONFERENCE	0- 0	0- 1	0- 1				
0- 0	0- 0	0- 0	HOME	0- 0	0- 0	0- 0				
0- 2	0- 0	0- 0	AWAY	0- 0	0- 1	0- 1				
0- 0	0- 0	0- 0	NEUTRAL	0- 0	0- 0	0- 0				

RPI 1-25				RPI 26-50				RPI 51-100				RPI 101+ Team's RPI: 152			
RPI	S	Opponent	Score	RPI	S	Opponent	Score	RPI	S	Opponent	Score	RPI	S	Opponent	Score
10	H	North Carolina	65 74	27	H	California	72 79	55	H	Pacific	61 69	107	A	CSUN	46 53
				32	H	Stanford	73 86					115	A	Colorado St.	63 58
												117	A	Bakersfield	69 78
												202	A	Cal Poly	65 70
												228	H	Prairie View	72 58
												248	H	UNLV	79 70
												281	A	Loyola Marymount	85 76
												287	H	UNC Greensboro	74 54
												329	A	Denver	60 58
LAST 12 Division I GAMES:															
228	H	Prairie View	72 58	55	H	Pacific	61 69	10	H	North Carolina	65 74				
107	A	CSUN	46 53	32	H	Stanford	73 86	27	H	California	72 79				
202	A	Cal Poly	65 70	248	H	UNLV	79 70	329	A	Denver	60 58				
287	H	UNC Greensboro	74 54												
117	A	Bakersfield	69 78												
281	A	Loyola Marymount	85 76												

Non-Div I Games:      BYU-Hawaii      92   40      Hawaii Pacific      76   68

Hawaii

Loss, Non-Conf, S Site, H Home A Away N Neutral

Average RPI Win:	257	WON-LOST	WINNING	LAST 10	STRENGTH OF	OPP. STRENGTH	TEAM	ADJ.	CONF.	ADJ CONF.
Average RPI Loss:	101	RECORD	PCT. RANK	GAMES	SCHEDULE	OF SCHEDULE	RPI	RPI	RPI	RPI
DIV. I ONLY	9- 6	116	7- 3	241	255	141	141	31	31	
DIV. I NON-CONF.	3- 5	215	2- 3	133	90	184	184	32	32	
TOTALS	RPI 1-25	RPI 26-50	W-L RECORDS	RPI 51-100	RPI 101-150	RPI 150+				
9- 6	0- 1	0- 0	OVERALL	1- 2	0- 2	8- 1				
7- 0	0- 0	0- 0	HOME	1- 0	0- 0	6- 0				
2- 6	0- 0	0- 0	AWAY	0- 0	0- 0	2- 0				
0- 0	0- 0	0- 0	NEUTRAL	0- 0	0- 0	0- 0				
3- 5	0- 1	0- 0	NON-CONFERENCE	1- 1	0- 2	2- 1				
3- 0	0- 0	0- 0	HOME	1- 0	0- 0	2- 0				
0- 5	0- 1	0- 0	AWAY	0- 1	0- 2	0- 1				
0- 0	0- 0	0- 0	NEUTRAL	0- 0	0- 0	0- 0				
6- 1	0- 0	0- 0	CONFERENCE	0- 1	0- 0	6- 0				
4- 0	0- 0	0- 0	HOME	0- 0	0- 0	4- 0				
2- 1	0- 0	0- 0	AWAY	0- 1	0- 0	2- 0				
0- 0	0- 0	0- 0	NEUTRAL	0- 0	0- 0	0- 0				

RPI 1-25				RPI 26-50				RPI 51-100				RPI 101+ Team's RPI: 141			
RPI	S	Opponent	Score	RPI	S	Opponent	Score	RPI	S	Opponent	Score	RPI	S	Opponent	Score
22	A	Nebraska	57 83					58	A	North Carolina St.	62 66	104	A	East Tenn. St.	76 84
								74	H	Elon	87 71	114	A	VCU	59 81
								83	A	Liberty	47 64	214	H	William & Mary	87 80
												218	H	Winthrop	81 55
												223	H	Presbyterian	54 49
												227	A	Davidson	57 76
												274	H	Campbell	79 59
												287	H	UNC Greensboro	78 67
												337	A	Coastal Caro.	79 64
												340	H	Longwood	81 60
												349	A	Charleston So.	77 44
LAST 12 Division I GAMES:															
218	H	Winthrop	81 55	114	A	VCU	59 81								
349	A	Charleston So.	77 44	287	H	UNC Greensboro	78 67								
274	H	Campbell	79 59	223	H	Presbyterian	54 49								
83	A	Liberty	47 64	340	H	Longwood	81 60								
337	A	Coastal Caro.	79 64	74	H	Elon	87 71								
22	A	Nebraska	57 83	227	A	Davidson	57 76								

Non-Div I Games: Brevard 72 65

High Point

■ Loss, 
 ■ Non-Conf, S Site, 
 ■ Home 
 ■ Away 
 N Neutral

# Hofstra

Through Games Of Jan. 11, 2015

Average RPI Win: <b>182</b>	WON-LOST	WINNING	LAST 10	STRENGTH OF	OPP. STRENGTH	TEAM	ADJ.	CONF.	ADJ CONF.
Average RPI Loss: <b>106</b>	RECORD	PCT. RANK	GAMES	SCHEDULE	OF SCHEDULE	RPI	RPI	RPI	RPI
DIV. I ONLY	11- 4	57	8- 2	214	63	84	84	11	11
DIV. I NON-CONF.	7- 4	108	6- 2	165	87	88	88	10	10
TOTALS	RPI 1-25	RPI 26-50	W-L RECORDS	RPI 51-100	RPI 101-150	RPI 150+			
11- 4	0- 1	0- 0	OVERALL	2- 1	2- 0	7- 2			
5- 2	0- 1	0- 0	HOME	0- 0	1- 0	4- 1			
6- 2	0- 0	0- 0	AWAY	2- 1	1- 0	3- 1			
0- 0	0- 0	0- 0	NEUTRAL	0- 0	0- 0	0- 0			
7- 4	0- 1	0- 0	NON-CONFERENCE	1- 1	2- 0	4- 2			
3- 2	0- 1	0- 0	HOME	0- 0	1- 0	2- 1			
4- 2	0- 0	0- 0	AWAY	1- 1	1- 0	2- 1			
0- 0	0- 0	0- 0	NEUTRAL	0- 0	0- 0	0- 0			
4- 0	0- 0	0- 0	CONFERENCE	1- 0	0- 0	3- 0			
2- 0	0- 0	0- 0	HOME	0- 0	0- 0	2- 0			
2- 0	0- 0	0- 0	AWAY	1- 0	0- 0	1- 0			
0- 0	0- 0	0- 0	NEUTRAL	0- 0	0- 0	0- 0			

RPI 1-25				RPI 26-50				RPI 51-100				RPI 101+			
RPI	S	Opponent	Score	RPI	S	Opponent	Score	RPI	S	Opponent	Score	RPI	S	Opponent	Score
14	H	Western Ky.	65 <b>70</b>					71	A	Albany (NY)	65 55	106	A	Boston College	75 61
								75	A	Drexel	53 52	127	H	UNI	61 58
								76	A	Fordham	46 <b>60</b>	153	H	Central Conn. St.	66 <b>71</b>
												158	H	Fairfield	66 53
												182	A	Virginia Tech	43 <b>60</b>
												198	A	Towson	58 42
												217	A	NJIT	62 47
												229	H	Col. of Charleston	78 53
												239	H	Northeastern	85 83
												255	H	Robert Morris	71 51
												332	A	Norfolk St.	64 47
LAST 12 Division I GAMES:															
198	A	Towson	58 42	217	A	NJIT	62 47								
75	A	Drexel	53 52	255	H	Robert Morris	71 51								
239	H	Northeastern	85 83	71	A	Albany (NY)	65 55								
229	H	Col. of Charleston	78 53	14	H	Western Ky.	65 <b>70</b>								
182	A	Virginia Tech	43 <b>60</b>	127	H	UNI	61 58								
106	A	Boston College	75 61	332	A	Norfolk St.	64 47								

Non-Div I Games:

Hofstra

  Loss,   Non-Conf, S Site,   Home   Away N Neutral

## Holy Cross

Through Games Of Jan. 11, 2015

Average RPI Win:	236	WON-LOST	WINNING	LAST 10	STRENGTH OF	OPP. STRENGTH	TEAM	ADJ.	CONF.	ADJ CONF.
Average RPI Loss:	136	RECORD	PCT. RANK	GAMES	SCHEDULE	OF SCHEDULE	RPI	RPI	RPI	RPI
DIV. I ONLY	6- 11	250	5- 5	232	143	240	240	21	21	
DIV. I NON-CONF.	4- 9	243	4- 4	196	140	255	255	22	22	
TOTALS	RPI 1-25	RPI 26-50	W-L RECORDS	RPI 51-100	RPI 101-150	RPI 150+				
6- 11	0- 1	0- 1	OVERALL	0- 3	1- 2	5- 4				
2- 3	0- 0	0- 0	HOME	0- 1	1- 0	1- 2				
2- 5	0- 1	0- 0	AWAY	0- 1	0- 2	2- 1				
2- 3	0- 0	0- 1	NEUTRAL	0- 1	0- 0	2- 1				
4- 9	0- 1	0- 1	NON-CONFERENCE	0- 2	1- 2	3- 3				
2- 1	0- 0	0- 0	HOME	0- 0	1- 0	1- 1				
0- 5	0- 1	0- 0	AWAY	0- 1	0- 2	0- 1				
2- 3	0- 0	0- 1	NEUTRAL	0- 1	0- 0	2- 1				
2- 2	0- 0	0- 0	CONFERENCE	0- 1	0- 0	2- 1				
0- 2	0- 0	0- 0	HOME	0- 1	0- 0	0- 1				
2- 0	0- 0	0- 0	AWAY	0- 0	0- 0	2- 0				
0- 0	0- 0	0- 0	NEUTRAL	0- 0	0- 0	0- 0				

RPI 1-25				RPI 26-50				RPI 51-100				RPI 101+ Team's RPI: 240			
RPI	S	Opponent	Score	RPI	S	Opponent	Score	RPI	S	Opponent	Score	RPI	S	Opponent	Score
1	A	Notre Dame	29 104	37	N	Quinnipiac	67 74	72	N	Western Mich.	40 51	106	H	Boston College	80 64
								77	H	American	63 74	135	A	Bryant	68 74
								92	A	Dartmouth	53 69	143	A	Yale	70 83
												157	A	Bucknell	53 52
												165	A	Massachusetts	61 72
												176	N	Harvard	76 79
												245	H	UMass Lowell	78 63
												269	H	Colgate	71 76
												275	N	Georgetown	73 69
												303	A	Boston U.	71 48
												325	H	Manhattan	60 66
												332	N	Norfolk St.	63 62
LAST 12 Division I GAMES:															
157	A	Bucknell	53 52	245	H	UMass Lowell	78 63								
269	H	Colgate	71 76	165	A	Massachusetts	61 72								
77	H	American	63 74	106	H	Boston College	80 64								
303	A	Boston U.	71 48	135	A	Bryant	68 74								
72	N	Western Mich.	40 51	275	N	Georgetown	73 69								
332	N	Norfolk St.	63 62	176	N	Harvard	76 79								

Non-Div I Games:

Holy Cross

■ Loss, 
 ■ Non-Conf, 
 ■ S Site, 
 ■ H Home 
 ■ A Away 
 N Neutral

Average RPI Win:	272	WON-LOST	WINNING	LAST 10	STRENGTH OF	OPP. STRENGTH	TEAM	ADJ.	CONF.	ADJ CONF.
Average RPI Loss:	156	RECORD	PCT. RANK	GAMES	SCHEDULE	OF SCHEDULE	RPI	RPI	RPI	RPI
DIV. I ONLY	6- 10	236	3- 7	261	208	256	256	8	8	
DIV. I NON-CONF.	5- 6	175	3- 4	270	302	243	243	9	9	
TOTALS	RPI 1-25	RPI 26-50	W-L RECORDS	RPI 51-100	RPI 101-150	RPI 150+				
6- 10	0- 0	0- 3	OVERALL	0- 1	0- 1	6- 5				
1- 5	0- 0	0- 0	HOME	0- 1	0- 0	1- 4				
3- 3	0- 0	0- 2	AWAY	0- 0	0- 1	3- 0				
2- 2	0- 0	0- 1	NEUTRAL	0- 0	0- 0	2- 1				
5- 6	0- 0	0- 2	NON-CONFERENCE	0- 0	0- 1	5- 3				
1- 2	0- 0	0- 0	HOME	0- 0	0- 0	1- 2				
2- 2	0- 0	0- 1	AWAY	0- 0	0- 1	2- 0				
2- 2	0- 0	0- 1	NEUTRAL	0- 0	0- 0	2- 1				
1- 4	0- 0	0- 1	CONFERENCE	0- 1	0- 0	1- 2				
0- 3	0- 0	0- 0	HOME	0- 1	0- 0	0- 2				
1- 1	0- 0	0- 1	AWAY	0- 0	0- 0	1- 0				
0- 0	0- 0	0- 0	NEUTRAL	0- 0	0- 0	0- 0				

RPI S	Opponent	Score	RPI S	Opponent	Score	RPI S	Opponent	Score	RPI S	Opponent	Score	Team's RPI: 256
28	N James Madison	60 84	86	H East Carolina	46 87	109	A Texas Tech	54 60				
29	A Texas A&M	55 94				204	A SMU	63 45				
38	A Tulane	40 70				212	H UCF	50 64				
						222	N Idaho St.	67 73				
						228	H Prairie View	56 61				
						249	N Nicholls St.	65 47				
						253	H Rice	59 58				
						265	N UTSA	56 53				
						278	H Cincinnati	73 76				
						323	A A&M-Corpus Christi	68 66				
						326	H Incarnate Word	48 50				
						339	A North Texas	46 42				
LAST 12 Division I GAMES:												
86	H East Carolina	46 87	249	N Nicholls St.	65 47							
278	H Cincinnati	73 76	265	N UTSA	56 53							
204	A SMU	63 45	29	A Texas A&M	55 94							
38	A Tulane	40 70	228	H Prairie View	56 61							
212	H UCF	50 64	253	H Rice	59 58							
109	A Texas Tech	54 60	28	N James Madison	60 84							

Non-Div I Games:

Houston

■ Loss, 
 ■ Non-Conf, 
 ■ S Site, 
 ■ H Home 
 ■ A Away 
 N Neutral



Average RPI Win: 207		WON-LOST	WINNING	LAST 10	STRENGTH OF	OPP. STRENGTH	TEAM	ADJ.	CONF.	ADJ CONF.
Average RPI Loss: 200		RECORD	PCT. RANK	GAMES	SCHEDULE	OF SCHEDULE	RPI	RPI	RPI	RPI
DIV. I ONLY		2- 9	317	1- 6	243	306	283	283	29	29
DIV. I NON-CONF.		2- 5	259	1- 3	132	331	199	199	29	29
TOTALS	RPI 1-25	RPI 26-50		W-L RECORDS		RPI 51-100	RPI 101-150	RPI 150+		
2- 9	0- 0	0- 0		OVERALL		0- 0	0- 2	2- 7		
0- 2	0- 0	0- 0		HOME		0- 0	0- 0	0- 2		
2- 7	0- 0	0- 0		AWAY		0- 0	0- 2	2- 5		
0- 0	0- 0	0- 0		NEUTRAL		0- 0	0- 0	0- 0		
2- 5	0- 0	0- 0		NON-CONFERENCE		0- 0	0- 2	2- 3		
0- 1	0- 0	0- 0		HOME		0- 0	0- 0	0- 1		
2- 4	0- 0	0- 0		AWAY		0- 0	0- 2	2- 2		
0- 0	0- 0	0- 0		NEUTRAL		0- 0	0- 0	0- 0		
0- 4	0- 0	0- 0		CONFERENCE		0- 0	0- 0	0- 4		
0- 1	0- 0	0- 0		HOME		0- 0	0- 0	0- 1		
0- 3	0- 0	0- 0		AWAY		0- 0	0- 0	0- 3		
0- 0	0- 0	0- 0		NEUTRAL		0- 0	0- 0	0- 0		

RPI 1-25				RPI 26-50				RPI 51-100				RPI 101+				Team's RPI: 283	
RPI	S	Opponent	Score	RPI	S	Opponent	Score	RPI	S	Opponent	Score	RPI	S	Opponent	Score		
												109	A	Texas Tech	59	60	
												118	A	TCU	64	87	
												167	H	Northwestern St.	68	78	
												171	A	Texas St.	61	56	
												178	A	Tex.-Pan American	72	75	
												208	A	McNeese St.	57	60	
												241	A	Southeastern La.	59	67	
												243	A	UTEP	87	77	
												249	A	Nicholls St.	58	70	
												260	H	Texas Southern	80	92	
												267	A	Texas-Arlington	73	83	
LAST 12 Division I GAMES:																	
				241	A	Southeastern La.	59	67	243	A	UTEP	87	77				
				249	A	Nicholls St.	58	70	178	A	Tex.-Pan American	72	75				
				208	A	McNeese St.	57	60	171	A	Texas St.	61	56				
				167	H	Northwestern St.	68	78	267	A	Texas-Arlington	73	83				
				109	A	Texas Tech	59	60	118	A	TCU	64	87				
				260	H	Texas Southern	80	92									

Non-Div I Games:	McMurry	69	49	Arlington Baptist	92	62	S'western Assemblies	85	57	Huston-Tillotson	86	36	Houston Baptist
------------------	---------	----	----	-------------------	----	----	----------------------	----	----	------------------	----	----	-----------------

Loss, Non-Conf, S Site, H Home A Away N Neutral

Average RPI Win: <b>318</b>	WON-LOST	WINNING	LAST 10	STRENGTH OF	OPP. STRENGTH	TEAM	ADJ.	CONF.	ADJ CONF.
Average RPI Loss: <b>146</b>	RECORD	PCT. RANK	GAMES	SCHEDULE	OF SCHEDULE	RPI	RPI	RPI	RPI
DIV. I ONLY	2- 14	332	0- 2	173	209	313	313	32	32
DIV. I NON-CONF.	0- 13	338	0- 2	91	182	306	306	31	31
TOTALS	RPI 1-25	RPI 26-50	W-L RECORDS	RPI 51-100	RPI 101-150	RPI 150+			
2- 14	0- 1	0- 1	OVERALL	0- 3	0- 2	2- 7			
2- 4	0- 0	0- 0	HOME	0- 1	0- 0	2- 3			
0- 8	0- 0	0- 0	AWAY	0- 0	0- 0	0- 0			
0- 2	0- 0	0- 0	NEUTRAL	0- 0	0- 0	0- 2			
0- 13	0- 1	0- 1	NON-CONFERENCE	0- 3	0- 2	0- 6			
0- 3	0- 0	0- 0	HOME	0- 1	0- 0	0- 2			
0- 8	0- 1	0- 1	AWAY	0- 2	0- 2	0- 2			
0- 2	0- 0	0- 0	NEUTRAL	0- 0	0- 0	0- 2			
2- 1	0- 0	0- 0	CONFERENCE	0- 0	0- 0	2- 1			
2- 1	0- 0	0- 0	HOME	0- 0	0- 0	2- 1			
0- 0	0- 0	0- 0	AWAY	0- 0	0- 0	0- 0			
0- 0	0- 0	0- 0	NEUTRAL	0- 0	0- 0	0- 0			

RPI 1-25				RPI 26-50				RPI 51-100				RPI 101+ Team's RPI: 313			
RPI	S	Opponent	Score	RPI	S	Opponent	Score	RPI	S	Opponent	Score	RPI	S	Opponent	Score
10	A	North Carolina	49 <b>83</b>	50	A	Iowa St.	44 <b>90</b>	62	A	St. Mary's (CA)	55 <b>80</b>	128	A	Cornell	56 <b>75</b>
								88	A	Virginia	53 <b>74</b>	136	A	Old Dominion	54 <b>75</b>
								89	H	Duquesne	63 <b>89</b>	160	H	New Hampshire	68 <b>78</b>
												175	H	Temple	48 <b>78</b>
												177	A	La Salle	64 <b>65</b>
												195	N	Wyoming	53 <b>67</b>
												232	H	N.C. A&T	69 <b>80</b>
												254	N	Brown	68 <b>80</b>
												291	A	LIU Brooklyn	74 <b>83</b>
												298	H	Coppin St.	68 66
												338	H	N.C. Central	70 65
LAST 12 Division I GAMES:															
177	A	La Salle	64 <b>65</b>	254	N	Brown	68 <b>80</b>								
298	H	Coppin St.	68 66	291	A	LIU Brooklyn	74 <b>83</b>								
128	A	Cornell	56 <b>75</b>	338	H	N.C. Central	70 65								
50	A	Iowa St.	44 <b>90</b>	232	H	N.C. A&T	69 <b>80</b>								
88	A	Virginia	53 <b>74</b>	136	A	Old Dominion	54 <b>75</b>								
175	H	Temple	48 <b>78</b>	195	N	Wyoming	53 <b>67</b>								

Non-Div I Games:

Howard

Average RPI Win:	252	WON-LOST	WINNING	LAST 10	STRENGTH OF	OPP. STRENGTH	TEAM	ADJ.	CONF.	ADJ CONF.
Average RPI Loss:	189	RECORD	PCT. RANK	GAMES	SCHEDULE	OF SCHEDULE	RPI	RPI	RPI	RPI
DIV. I ONLY	5- 10	252	3- 6	273	310	292	292	26	26	
DIV. I NON-CONF.	4- 7	220	3- 4	279	327	284	284	27	27	
TOTALS	RPI 1-25	RPI 26-50	W-L RECORDS	RPI 51-100	RPI 101-150	RPI 150+				
5- 10	0- 0	0- 0	OVERALL	0- 3	0- 1	5- 6				
4- 4	0- 0	0- 0	HOME	0- 1	0- 0	4- 3				
1- 6	0- 0	0- 0	AWAY	0- 2	0- 1	1- 3				
0- 0	0- 0	0- 0	NEUTRAL	0- 0	0- 0	0- 0				
4- 7	0- 0	0- 0	NON-CONFERENCE	0- 2	0- 1	4- 4				
3- 2	0- 0	0- 0	HOME	0- 0	0- 0	3- 2				
1- 5	0- 0	0- 0	AWAY	0- 2	0- 1	1- 2				
0- 0	0- 0	0- 0	NEUTRAL	0- 0	0- 0	0- 0				
1- 3	0- 0	0- 0	CONFERENCE	0- 1	0- 0	1- 2				
1- 2	0- 0	0- 0	HOME	0- 1	0- 0	1- 1				
0- 1	0- 0	0- 0	AWAY	0- 0	0- 0	0- 1				
0- 0	0- 0	0- 0	NEUTRAL	0- 0	0- 0	0- 0				

RPI 1-25				RPI 26-50				RPI 51-100				RPI 101+				Team's RPI: 292	
RPI	S	Opponent	Score	RPI	S	Opponent	Score	RPI	S	Opponent	Score	RPI	S	Opponent	Score		
								65	A	West Virginia	48	82	111	A	Indiana	37	80
								67	A	Illinois	63	70	183	H	Evansville	77	59
								73	H	South Dakota St.	64	65	210	H	Northern Ky.	65	59
													213	H	Oakland	84	92
													226	H	Oral Roberts	73	63
													237	H	Western Ill.	85	98
													250	A	USC Upstate	73	85
													252	A	IUPUI	68	78
													284	H	Detroit	74	81
													306	H	Milwaukee	78	72
													334	A	Chicago St.	79	62
													337	A	Coastal Caro.	63	90
LAST 12 Division I GAMES:																	
				73	H	South Dakota St.	64	65	226	H	Oral Roberts	73	63				
				252	A	IUPUI	68	78	111	A	Indiana	37	80				
				237	H	Western Ill.	85	98	210	H	Northern Ky.	65	59				
				306	H	Milwaukee	78	72	334	A	Chicago St.	79	62				
				213	H	Oakland	84	92	284	H	Detroit	74	81				
				65	A	West Virginia	48	82	337	A	Coastal Caro.	63	90				

Non-Div I Games: Grace (IN) 90 51 Trine 99 61

IPFW

Loss, Non-Conf, S Site, H Home A Away N Neutral

Average RPI Win:	216	WON-LOST	WINNING	LAST 10	STRENGTH OF	OPP. STRENGTH	TEAM	ADJ.	CONF.	ADJ CONF.
Average RPI Loss:	152	RECORD	PCT. RANK	GAMES	SCHEDULE	OF SCHEDULE	RPI	RPI	RPI	RPI
DIV. I ONLY	5- 9	241	3- 5	153	237	252	252	26	26	
DIV. I NON-CONF.	3- 8	263	1- 6	141	230	267	267	27	27	
TOTALS	RPI 1-25	RPI 26-50	W-L RECORDS	RPI 51-100	RPI 101-150	RPI 150+				
5- 9	0- 1	0- 0	OVERALL	1- 2	0- 1	4- 5				
5- 2	0- 1	0- 0	HOME	1- 1	0- 0	4- 0				
0- 5	0- 0	0- 0	AWAY	0- 1	0- 0	0- 3				
0- 2	0- 0	0- 0	NEUTRAL	0- 0	0- 0	0- 2				
3- 8	0- 1	0- 0	NON-CONFERENCE	0- 2	0- 1	3- 4				
3- 2	0- 1	0- 0	HOME	0- 1	0- 0	3- 0				
0- 4	0- 0	0- 0	AWAY	0- 1	0- 1	0- 2				
0- 2	0- 0	0- 0	NEUTRAL	0- 0	0- 0	0- 2				
2- 1	0- 0	0- 0	CONFERENCE	1- 0	0- 0	1- 1				
2- 0	0- 0	0- 0	HOME	1- 0	0- 0	1- 0				
0- 1	0- 0	0- 0	AWAY	0- 0	0- 0	0- 1				
0- 0	0- 0	0- 0	NEUTRAL	0- 0	0- 0	0- 0				

RPI 1-25				RPI 26-50				RPI 51-100				RPI 101+ Team's RPI: 252			
RPI	S	Opponent	Score	RPI	S	Opponent	Score	RPI	S	Opponent	Score	RPI	S	Opponent	Score
11	H	Louisville	69 89					64	H	Indiana St.	60 61	111	A	Indiana	55 68
								73	H	South Dakota St.	68 67	180	A	Missouri St.	58 68
								87	A	Michigan St.	45 64	183	H	Evansville	62 50
												189	N	Montana St.	74 80
												210	A	Northern Ky.	43 57
												238	H	SIUE	87 76
												259	A	North Dakota St.	63 68
												260	N	Texas Southern	61 71
												292	H	IPFW	78 68
												294	H	Eastern Ill.	66 44
LAST 12 Division I GAMES:															
259	A	North Dakota St.	63 68	73	H	South Dakota St.	68 67	64	H	Indiana St.	60 61				
292	H	IPFW	78 68												
210	A	Northern Ky.	43 57	189	N	Montana St.	74 80	260	N	Texas Southern	61 71				
183	H	Evansville	62 50	238	H	SIUE	87 76								
180	A	Missouri St.	58 68	87	A	Michigan St.	45 64								
111	A	Indiana	55 68												

Non-Div I Games: Ind.-Southeast 95 45 Ind.-Kokomo 102 44

IUPUI

Loss, Non-Conf, S Site, H Home A Away N Neutral

## Idaho

Through Games Of Jan. 11, 2015

Average RPI Win:	284	WON-LOST	WINNING	LAST 10	STRENGTH OF	OPP. STRENGTH	TEAM	ADJ.	CONF.	ADJ CONF.
Average RPI Loss:	93	RECORD	PCT. RANK	GAMES	SCHEDULE	OF SCHEDULE	RPI	RPI	RPI	RPI
DIV. I ONLY	5- 7	206	1- 1	127	261	126	126	22	22	
DIV. I NON-CONF.	4- 5	187	1- 1	89	250	93	93	21	21	
TOTALS	RPI 1-25	RPI 26-50	W-L RECORDS	RPI 51-100	RPI 101-150	RPI 150+				
5- 7	0- 2	0- 0	OVERALL	0- 2	0- 2	5- 1				
0- 1	0- 0	0- 0	HOME	0- 1	0- 0	0- 0				
4- 6	0- 2	0- 0	AWAY	0- 1	0- 2	4- 1				
1- 0	0- 0	0- 0	NEUTRAL	0- 0	0- 0	1- 0				
4- 5	0- 2	0- 0	NON-CONFERENCE	0- 2	0- 1	4- 0				
0- 1	0- 0	0- 0	HOME	0- 1	0- 0	0- 0				
3- 4	0- 2	0- 0	AWAY	0- 1	0- 1	3- 0				
1- 0	0- 0	0- 0	NEUTRAL	0- 0	0- 0	1- 0				
1- 2	0- 0	0- 0	CONFERENCE	0- 0	0- 1	1- 1				
0- 0	0- 0	0- 0	HOME	0- 0	0- 0	0- 0				
1- 2	0- 0	0- 0	AWAY	0- 0	0- 1	1- 1				
0- 0	0- 0	0- 0	NEUTRAL	0- 0	0- 0	0- 0				

RPI 1-25				RPI 26-50				RPI 51-100				RPI 101+ Team's RPI: 126			
RPI	S	Opponent	Score	RPI	S	Opponent	Score	RPI	S	Opponent	Score	RPI	S	Opponent	Score
8	A	Baylor	70 88					79	H	San Diego	52 58	107	A	CSUN	50 67
13	A	Oregon St.	53 75					99	A	Toledo	67 80	125	A	Eastern Wash.	65 71
												195	A	Wyoming	77 66
												222	A	Idaho St.	50 71
												282	A	Weber St.	67 60
												299	N	Southeast Mo. St.	78 62
												300	A	Seattle	65 50
												343	A	UC Santa Barbara	47 44
LAST 12 Division I GAMES:															
79	H	San Diego	52 58	195	A	Wyoming	77 66								
125	A	Eastern Wash.	65 71	8	A	Baylor	70 88								
282	A	Weber St.	67 60	13	A	Oregon St.	53 75								
222	A	Idaho St.	50 71	300	A	Seattle	65 50								
299	N	Southeast Mo. St.	78 62	343	A	UC Santa Barbara	47 44								
99	A	Toledo	67 80	107	A	CSUN	50 67								

Non-Div I Games: Multnomah 104 19 Lewis-Clark St. 74 48

Idaho

Loss, Non-Conf, S Site, H Home A Away N Neutral

Average RPI Win:	240	WON-LOST	WINNING	LAST 10	STRENGTH OF	OPP. STRENGTH	TEAM	ADJ.	CONF.	ADJ CONF.
Average RPI Loss:	132	RECORD	PCT. RANK	GAMES	SCHEDULE	OF SCHEDULE	RPI	RPI	RPI	RPI
DIV. I ONLY	5- 8	226	4- 5	202	184	222	222	22	22	
DIV. I NON-CONF.	3- 6	233	2- 4	243	166	260	260	21	21	
TOTALS	RPI 1-25	RPI 26-50	W-L RECORDS	RPI 51-100	RPI 101-150	RPI 150+				
5- 8	0- 0	0- 1	OVERALL	0- 1	1- 3	4- 3				
2- 3	0- 0	0- 0	HOME	0- 0	1- 3	1- 0				
2- 4	0- 0	0- 1	AWAY	0- 1	0- 0	2- 2				
1- 1	0- 0	0- 0	NEUTRAL	0- 0	0- 0	1- 1				
3- 6	0- 0	0- 1	NON-CONFERENCE	0- 1	0- 2	3- 2				
1- 2	0- 0	0- 0	HOME	0- 0	0- 2	1- 0				
1- 3	0- 0	0- 1	AWAY	0- 1	0- 0	1- 1				
1- 1	0- 0	0- 0	NEUTRAL	0- 0	0- 0	1- 1				
2- 2	0- 0	0- 0	CONFERENCE	0- 0	1- 1	1- 1				
1- 1	0- 0	0- 0	HOME	0- 0	1- 1	0- 0				
1- 1	0- 0	0- 0	AWAY	0- 0	0- 0	1- 1				
0- 0	0- 0	0- 0	NEUTRAL	0- 0	0- 0	0- 0				

RPI 1-25				RPI 26-50				RPI 51-100				RPI 101+				Team's RPI: 222	
RPI	S	Opponent	Score	RPI	S	Opponent	Score	RPI	S	Opponent	Score	RPI	S	Opponent	Score		
				43	A	Gonzaga	63 88	56	A	Washington St.	34 84	124	H	Boise St.	62 86		
												125	H	Eastern Wash.	75 88		
												126	H	Idaho	71 50		
												144	H	Drake	66 80		
												161	A	Montana	65 77		
												187	N	San Diego St.	53 68		
												189	A	Montana St.	65 62		
												215	A	Utah	40 59		
												256	N	Houston	73 67		
												300	A	Seattle	63 55		
												331	H	Utah Valley	68 67		
LAST 12 Division I GAMES:																	
				189	A	Montana St.	65 62	161	A	Montana	65 77						
				125	H	Eastern Wash.	75 88	144	H	Drake	66 80						
				126	H	Idaho	71 50	124	H	Boise St.	62 86						
				300	A	Seattle	63 55	187	N	San Diego St.	53 68						
				331	H	Utah Valley	68 67	43	A	Gonzaga	63 88						
				215	A	Utah	40 59	56	A	Washington St.	34 84						

Non-Div I Games: Col. of Idaho 81 48 Northwest Nazarene 88 69

Idaho St.

Average RPI Win: 278		WON-LOST	WINNING	LAST 10	STRENGTH OF	OPP. STRENGTH	TEAM	ADJ.	CONF.	ADJ CONF.
Average RPI Loss: 60		RECORD	PCT. RANK	GAMES	SCHEDULE	OF SCHEDULE	RPI	RPI	RPI	RPI
DIV. I ONLY		9- 4	68	6- 3	267	229	154	154	12	12
DIV. I NON-CONF.		8- 3	71	5- 3	280	289	144	144	12	12
TOTALS	RPI 1-25	RPI 26-50		W-L RECORDS	RPI 51-100		RPI 101-150		RPI 150+	
9- 4	0- 0	0- 3		OVERALL	0- 0		0- 1		9- 0	
6- 1	0- 0	0- 1		HOME	0- 0		0- 0		6- 0	
3- 1	0- 0	0- 1		AWAY	0- 0		0- 0		3- 0	
0- 2	0- 0	0- 1		NEUTRAL	0- 0		0- 1		0- 0	
8- 3	0- 0	0- 2		NON-CONFERENCE	0- 0		0- 1		8- 0	
6- 0	0- 0	0- 0		HOME	0- 0		0- 0		6- 0	
2- 1	0- 0	0- 1		AWAY	0- 0		0- 0		2- 0	
0- 2	0- 0	0- 1		NEUTRAL	0- 0		0- 1		0- 0	
1- 1	0- 0	0- 1		CONFERENCE	0- 0		0- 0		1- 0	
0- 1	0- 0	0- 1		HOME	0- 0		0- 0		0- 0	
1- 0	0- 0	0- 0		AWAY	0- 0		0- 0		1- 0	
0- 0	0- 0	0- 0		NEUTRAL	0- 0		0- 0		0- 0	

RPI 1-25				RPI 26-50				RPI 51-100				RPI 101+				Team's RPI: 154	
RPI	S	Opponent	Score	RPI	S	Opponent	Score	RPI	S	Opponent	Score	RPI	S	Opponent	Score		
				31	N	Mississippi St.	36 73					136	N	Old Dominion	55 61		
				35	A	Northwestern	40 61					236	A	Valparaiso	86 56		
				39	H	Youngstown St.	66 69					237	H	Western Ill.	67 54		
												238	H	SIUE	63 52		
												261	H	Loyola Chicago	63 28		
												280	H	Northern Ill.	61 47		
												290	A	Miami (OH)	72 69		
												294	A	Eastern Ill.	78 66		
												334	H	Chicago St.	70 44		
												336	H	Bradley	71 43		
LAST 12 Division I GAMES:																	
				39	H	Youngstown St.	66 69	236	A	Valparaiso	86 56						
				261	H	Loyola Chicago	63 28	237	H	Western Ill.	67 54						
				136	N	Old Dominion	55 61	238	H	SIUE	63 52						
				31	N	Mississippi St.	36 73	35	A	Northwestern	40 61						
				334	H	Chicago St.	70 44	290	A	Miami (OH)	72 69						
				294	A	Eastern Ill.	78 66	280	H	Northern Ill.	61 47						

Non-Div I Games:	Robert Morris-S'fie104	26	Ill.-Springfield	61	44
------------------	------------------------	----	------------------	----	----

Ill.-Chicago

Loss, Non-Conf, S Site, H Home A Away N Neutral

Average RPI Win:	185	WON-LOST	WINNING	LAST 10	STRENGTH OF	OPP. STRENGTH	TEAM	ADJ.	CONF.	ADJ CONF.
Average RPI Loss:	33	RECORD	PCT. RANK	GAMES	SCHEDULE	OF SCHEDULE	RPI	RPI	RPI	RPI
DIV. I ONLY	11- 5	72	6- 4	95	24	67	67	1	1	
DIV. I NON-CONF.	9- 3	60	5- 3	129	67	60	60	1	1	
TOTALS	RPI 1-25	RPI 26-50	W-L RECORDS	RPI 51-100	RPI 101-150	RPI 150+				
11- 5	2- 2	0- 3	OVERALL	1- 0	2- 0	6- 0				
7- 2	1- 1	0- 1	HOME	1- 0	1- 0	4- 0				
3- 1	0- 0	0- 1	AWAY	0- 0	1- 0	2- 0				
1- 2	1- 1	0- 1	NEUTRAL	0- 0	0- 0	0- 0				
9- 3	1- 1	0- 2	NON-CONFERENCE	1- 0	2- 0	5- 0				
6- 0	0- 0	0- 0	HOME	1- 0	1- 0	4- 0				
2- 1	0- 0	0- 1	AWAY	0- 0	1- 0	1- 0				
1- 2	1- 1	0- 1	NEUTRAL	0- 0	0- 0	0- 0				
2- 2	1- 1	0- 1	CONFERENCE	0- 0	0- 0	1- 0				
1- 2	1- 1	0- 1	HOME	0- 0	0- 0	0- 0				
1- 0	0- 0	0- 0	AWAY	0- 0	0- 0	1- 0				
0- 0	0- 0	0- 0	NEUTRAL	0- 0	0- 0	0- 0				

RPI 1-25				RPI 26-50				RPI 51-100				Team's RPI: 67	RPI 101+			
RPI	S	Opponent	Score	RPI	S	Opponent	Score	RPI	S	Opponent	Score		RPI	S	Opponent	Score
3	N	Kentucky	77 71	36	A	Seton Hall	72 82	88	H	Virginia	86 63		137	A	Southern Ill.	86 42
20	H	Iowa	73 61	40	H	Purdue	55 62						139	H	Memphis	60 58
21	N	South Fla.	61 67	44	N	Oklahoma	76 78						236	A	Valparaiso	80 58
22	H	Nebraska	53 58										242	A	Penn St.	91 76
													255	H	Robert Morris	66 48
													292	H	IPFW	70 63
													311	H	Murray St.	64 44
													316	H	Southern U.	62 42
LAST 12 Division I GAMES:																
20	H	Iowa	73 61	22	H	Nebraska	53 58	137	A	Southern Ill.	86 42		40	H	Purdue	55 62
242	A	Penn St.	91 76	88	H	Virginia	86 63	44	N	Oklahoma	76 78		21	N	South Fla.	61 67
311	H	Murray St.	64 44	3	N	Kentucky	77 71									
236	A	Valparaiso	80 58													
36	A	Seton Hall	72 82													

Non-Div I Games:

Illinois



Average RPI Win:	0	WON-LOST	WINNING	LAST 10	STRENGTH OF	OPP. STRENGTH	TEAM	ADJ.	CONF.	ADJ CONF.
Average RPI Loss:	147	RECORD	PCT. RANK	GAMES	SCHEDULE	OF SCHEDULE	RPI	RPI	RPI	RPI
DIV. I ONLY	0- 14	345	0- 10	76	259	310	310	16	16	
DIV. I NON-CONF.	0- 11	338	0- 9	86	282	314	314	15	15	
TOTALS	RPI 1-25	RPI 26-50	W-L RECORDS	RPI 51-100	RPI 101-150	RPI 150+				
0- 14	0- 1	0- 0	OVERALL	0- 1	0- 7	0- 5				
0- 7	0- 1	0- 0	HOME	0- 0	0- 3	0- 3				
0- 6	0- 0	0- 0	AWAY	0- 1	0- 4	0- 1				
0- 1	0- 0	0- 0	NEUTRAL	0- 0	0- 0	0- 1				
0- 11	0- 1	0- 0	NON-CONFERENCE	0- 1	0- 4	0- 5				
0- 6	0- 1	0- 0	HOME	0- 0	0- 2	0- 3				
0- 4	0- 0	0- 0	AWAY	0- 1	0- 2	0- 1				
0- 1	0- 0	0- 0	NEUTRAL	0- 0	0- 0	0- 1				
0- 3	0- 0	0- 0	CONFERENCE	0- 0	0- 3	0- 0				
0- 1	0- 0	0- 0	HOME	0- 0	0- 1	0- 0				
0- 2	0- 0	0- 0	AWAY	0- 0	0- 2	0- 0				
0- 0	0- 0	0- 0	NEUTRAL	0- 0	0- 0	0- 0				

RPI 1-25				RPI 26-50				RPI 51-100				RPI 101+ Team's RPI: 310			
RPI	S	Opponent	Score	RPI	S	Opponent	Score	RPI	S	Opponent	Score	RPI	S	Opponent	Score
5	H	Arizona St.	44 89					61	A	Miami (FL)	44 95	102	H	DePaul	62 99
												105	H	Butler	60 72
												115	A	Colorado St.	49 70
												127	A	UNI	43 71
												130	A	Wisconsin	60 71
												137	H	Southern Ill.	56 65
												144	A	Drake	51 86
												166	N	Buffalo	60 68
												196	H	UT Martin	46 79
												210	H	Northern Ky.	48 59
												279	H	Bowling Green	54 58
												280	A	Northern Ill.	51 55
LAST 12 Division I GAMES:															
144	A	Drake	51 86	127	A	UNI	43 71								
137	H	Southern Ill.	56 65	196	H	UT Martin	46 79								
102	H	DePaul	62 99	166	N	Buffalo	60 68								
105	H	Butler	60 72	61	A	Miami (FL)	44 95								
279	H	Bowling Green	54 58	115	A	Colorado St.	49 70								
5	H	Arizona St.	44 89	210	H	Northern Ky.	48 59								

Non-Div I Games:

Illinois St.

Incarnate Word

Through Games Of Jan. 11, 2015

Average RPI Win:	301	WON-LOST	WINNING	LAST 10	STRENGTH OF	OPP. STRENGTH	TEAM	ADJ.	CONF.	ADJ CONF.
Average RPI Loss:	187	RECORD	PCT. RANK	GAMES	SCHEDULE	OF SCHEDULE	RPI	RPI	RPI	RPI
DIV. I ONLY	2- 8	309	1- 7	319	250	326	326	29	29	
DIV. I NON-CONF.	1- 6	316	0- 6	223	195	291	291	29	29	
TOTALS	RPI 1-25	RPI 26-50	W-L RECORDS	RPI 51-100	RPI 101-150	RPI 150+				
2- 8	0- 0	0- 0	OVERALL	0- 2	0- 1	2- 5				
1- 1	0- 0	0- 0	HOME	0- 0	0- 0	1- 1				
1- 6	0- 0	0- 0	AWAY	0- 0	0- 0	1- 0				
0- 1	0- 0	0- 0	NEUTRAL	0- 1	0- 0	0- 0				
1- 6	0- 0	0- 0	NON-CONFERENCE	0- 2	0- 1	1- 3				
0- 1	0- 0	0- 0	HOME	0- 0	0- 0	0- 1				
1- 4	0- 0	0- 0	AWAY	0- 1	0- 1	1- 2				
0- 1	0- 0	0- 0	NEUTRAL	0- 1	0- 0	0- 0				
1- 2	0- 0	0- 0	CONFERENCE	0- 0	0- 0	1- 2				
1- 0	0- 0	0- 0	HOME	0- 0	0- 0	1- 0				
0- 2	0- 0	0- 0	AWAY	0- 0	0- 0	0- 2				
0- 0	0- 0	0- 0	NEUTRAL	0- 0	0- 0	0- 0				

RPI S	Opponent	Score	RPI S	Opponent	Score	RPI S	Opponent	Score	RPI S	Opponent	Score
						76 N	Fordham	42 74	111 A	Indiana	49 85
						100 A	Kansas	46 68	167 A	Northwestern St.	51 73
									178 A	Tex.-Pan American	61 65
									256 A	Houston	50 48
									265 A	UTSA	31 57
									289 H	Grand Canyon	67 72
									312 A	Sam Houston St.	55 59
									345 H	New Orleans	71 59
LAST 12 Division I GAMES:											
345 H	New Orleans	71 59	167 A	Northwestern St.	51 73						
312 A	Sam Houston St.	55 59	76 N	Fordham	42 74						
289 H	Grand Canyon	67 72	111 A	Indiana	49 85						
178 A	Tex.-Pan American	61 65	256 A	Houston	50 48						
100 A	Kansas	46 68									
265 A	UTSA	31 57									

Non-Div I Games: Texas Wesleyan 66 74 St. Thomas (TX) 64 49 Our Lady Of The Lak92 104 Texas Lutheran 62 41

Incarnate Word

Loss, Non-Conf, S Site, H Home A Away N Neutral

## Indiana

Through Games Of Jan. 11, 2015

Average RPI Win:	214	WON-LOST	WINNING	LAST 10	STRENGTH OF	OPP. STRENGTH	TEAM	ADJ.	CONF.	ADJ CONF.
Average RPI Loss:	46	RECORD	PCT. RANK	GAMES	SCHEDULE	OF SCHEDULE	RPI	RPI	RPI	RPI
DIV. I ONLY	12- 4	50	7- 3	213	90	111	111	1	1	
DIV. I NON-CONF.	10- 1	16	6- 1	292	286	92	92	1	1	
TOTALS	RPI 1-25	RPI 26-50	W-L RECORDS	RPI 51-100	RPI 101-150	RPI 150+				
12- 4	0- 1	0- 1	OVERALL	1- 2	3- 0	8- 0				
9- 3	0- 1	0- 0	HOME	1- 2	2- 0	6- 0				
3- 1	0- 0	0- 1	AWAY	0- 0	1- 0	2- 0				
0- 0	0- 0	0- 0	NEUTRAL	0- 0	0- 0	0- 0				
10- 1	0- 0	0- 0	NON-CONFERENCE	0- 1	2- 0	8- 0				
7- 1	0- 0	0- 0	HOME	0- 1	1- 0	6- 0				
3- 0	0- 0	0- 0	AWAY	0- 0	1- 0	2- 0				
0- 0	0- 0	0- 0	NEUTRAL	0- 0	0- 0	0- 0				
2- 3	0- 1	0- 1	CONFERENCE	1- 1	1- 0	0- 0				
2- 2	0- 1	0- 0	HOME	1- 1	1- 0	0- 0				
0- 1	0- 0	0- 1	AWAY	0- 0	0- 0	0- 0				
0- 0	0- 0	0- 0	NEUTRAL	0- 0	0- 0	0- 0				

RPI	S	Opponent	Score	RPI	S	Opponent	Score	RPI	S	Opponent	Score	RPI	S	Opponent	Score	Team's RPI: 111
24	H	Ohio St.	49 103	40	A	Purdue	64 86	56	H	Rutgers	51 66	104	H	East Tenn. St.	97 69	
								64	H	Indiana St.	61 65	106	A	Boston College	76 67	
								87	H	Michigan St.	70 51	130	H	Wisconsin	69 52	
												209	H	Morehead St.	98 57	
												213	A	Oakland	88 61	
												236	H	Valparaiso	81 49	
												252	H	IUPUI	68 55	
												292	H	IPFW	80 37	
												304	H	Gardner-Webb	115 54	
												306	A	Milwaukee	82 56	
												326	H	Incarnate Word	85 49	
LAST 12 Division I GAMES:																
87	H	Michigan St.	70 51	130	H	Wisconsin	69 52									
56	H	Rutgers	51 66	24	H	Ohio St.	49 103									
213	A	Oakland	88 61	40	A	Purdue	64 86									
306	A	Milwaukee	82 56	106	A	Boston College	76 67									
292	H	IPFW	80 37	64	H	Indiana St.	61 65									
252	H	IUPUI	68 55	104	H	East Tenn. St.	97 69									

Non-Div I Games:

Indiana

■ Loss, 
 ■ Non-Conf, S Site, 
 ■ Home 
 ■ Away 
 N Neutral

Average RPI Win:	187	WON-LOST	WINNING	LAST 10	STRENGTH OF	OPP. STRENGTH	TEAM	ADJ.	CONF.	ADJ CONF.
Average RPI Loss:	91	RECORD	PCT. RANK	GAMES	SCHEDULE	OF SCHEDULE	RPI	RPI	RPI	RPI
DIV. I ONLY	11- 3	39	7- 2	215	46	64	64	16	16	
DIV. I NON-CONF.	9- 1	21	7- 0	123	55	30	30	15	15	
TOTALS	RPI 1-25	RPI 26-50	W-L RECORDS	RPI 51-100	RPI 101-150	RPI 150+				
11- 3	0- 0	1- 1	OVERALL	0- 1	3- 0	7- 1				
4- 1	0- 0	0- 0	HOME	0- 1	1- 0	3- 0				
6- 2	0- 0	1- 1	AWAY	0- 0	2- 0	3- 1				
1- 0	0- 0	0- 0	NEUTRAL	0- 0	0- 0	1- 0				
9- 1	0- 0	1- 0	NON-CONFERENCE	0- 1	3- 0	5- 0				
2- 1	0- 0	0- 0	HOME	0- 1	1- 0	1- 0				
6- 0	0- 0	1- 0	AWAY	0- 0	2- 0	3- 0				
1- 0	0- 0	0- 0	NEUTRAL	0- 0	0- 0	1- 0				
2- 2	0- 0	0- 1	CONFERENCE	0- 0	0- 0	2- 1				
2- 0	0- 0	0- 0	HOME	0- 0	0- 0	2- 0				
0- 2	0- 0	0- 1	AWAY	0- 0	0- 0	0- 1				
0- 0	0- 0	0- 0	NEUTRAL	0- 0	0- 0	0- 0				

RPI 1-25				RPI 26-50				RPI 51-100				Team's RPI: 64				RPI 101+			
RPI	S	Opponent	Score	RPI	S	Opponent	Score	RPI	S	Opponent	Score	RPI	S	Opponent	Score	RPI	S	Opponent	Score
				42	A	Wichita St.	52 63	51	H	Stetson	52 62	104	H	East Tenn. St.	76 69				
				49	A	St. John's (NY)	73 67					105	A	Butler	66 51				
												111	A	Indiana	65 61				
												151	A	Saint Louis	68 58				
												151	H	Saint Louis	63 60				
												180	A	Missouri St.	66 74				
												204	N	SMU	64 55				
												252	A	IUPUI	61 60				
												261	H	Loyola Chicago	64 37				
												328	A	South Ala.	74 53				
												336	H	Bradley	64 50				
LAST 12 Division I GAMES:																			
				42	A	Wichita St.	52 63	261	H	Loyola Chicago	64 37								
				49	A	St. John's (NY)	73 67	336	H	Bradley	64 50								
				204	N	SMU	64 55	180	A	Missouri St.	66 74								
				151	A	Saint Louis	68 58	328	A	South Ala.	74 53								
				252	A	IUPUI	61 60	104	H	East Tenn. St.	76 69								
				111	A	Indiana	65 61	51	H	Stetson	52 62								

Non-Div I Games: Indianapolis 62 43

Indiana St.

■ Loss, 
 ■ Non-Conf, S Site, 
 ■ Home 
 ■ Away 
 N Neutral

Average RPI Win:	251	WON-LOST	WINNING	LAST 10	STRENGTH OF	OPP. STRENGTH	TEAM	ADJ.	CONF.	ADJ CONF.
Average RPI Loss:	145	RECORD	PCT. RANK	GAMES	SCHEDULE	OF SCHEDULE	RPI	RPI	RPI	RPI
DIV. I ONLY	8- 7	148	7- 3	255	285	186	186	25	25	
DIV. I NON-CONF.	3- 6	233	2- 4	56	229	169	169	23	23	
TOTALS	RPI 1-25	RPI 26-50	W-L RECORDS	RPI 51-100	RPI 101-150	RPI 150+				
8- 7	0- 0	0- 0	OVERALL	1- 3	0- 1	7- 3				
5- 2	0- 0	0- 0	HOME	0- 1	0- 0	5- 1				
3- 5	0- 0	0- 0	AWAY	1- 2	0- 1	2- 2				
0- 0	0- 0	0- 0	NEUTRAL	0- 0	0- 0	0- 0				
3- 6	0- 0	0- 0	NON-CONFERENCE	1- 3	0- 1	2- 2				
2- 2	0- 0	0- 0	HOME	0- 1	0- 0	2- 1				
1- 4	0- 0	0- 0	AWAY	1- 2	0- 1	0- 1				
0- 0	0- 0	0- 0	NEUTRAL	0- 0	0- 0	0- 0				
5- 1	0- 0	0- 0	CONFERENCE	0- 0	0- 0	5- 1				
3- 0	0- 0	0- 0	HOME	0- 0	0- 0	3- 0				
2- 1	0- 0	0- 0	AWAY	0- 0	0- 0	2- 1				
0- 0	0- 0	0- 0	NEUTRAL	0- 0	0- 0	0- 0				

RPI 1-25				RPI 26-50				RPI 51-100				RPI 101+				Team's RPI: 186	
RPI	S	Opponent	Score	RPI	S	Opponent	Score	RPI	S	Opponent	Score	RPI	S	Opponent	Score		
								55	A	Pacific	49	64	104	A	East Tenn. St.	64	76
								56	H	Rutgers	58	66	200	H	Sacred Heart	80	82
								76	A	Fordham	72	51	212	H	UCF	75	67
								100	A	Kansas	49	90	219	A	Monmouth	74	75
													219	H	Monmouth	71	58
													244	H	Stony Brook	73	62
													246	H	Canisius	85	75
													279	A	Bowling Green	59	80
													325	A	Manhattan	79	62
													341	A	Rider	71	51
													344	H	Saint Peter's	77	43
LAST 12 Division I GAMES:																	
219	H	Monmouth	71	58	344	H	Saint Peter's	77	43								
104	A	East Tenn. St.	64	76	325	A	Manhattan	79	62								
56	H	Rutgers	58	66	246	H	Canisius	85	75								
212	H	UCF	75	67	244	H	Stony Brook	73	62								
219	A	Monmouth	74	75	100	A	Kansas	49	90								
341	A	Rider	71	51	55	A	Pacific	49	64								

Non-Div I Games:

Iona

■ Loss, 
■ Non-Conf, 
■ S Site, 
■ H Home 
■ A Away 
N Neutral

Average RPI Win:	122	WON-LOST	WINNING	LAST 10	STRENGTH OF	OPP. STRENGTH	TEAM	ADJ.	CONF.	ADJ CONF.
Average RPI Loss:	43	RECORD	PCT. RANK	GAMES	SCHEDULE	OF SCHEDULE	RPI	RPI	RPI	RPI
DIV. I ONLY	12- 3	35	7- 3	27	9	20	20	1	1	
DIV. I NON-CONF.	9- 2	36	6- 2	25	17	13	13	1	1	
TOTALS	RPI 1-25	RPI 26-50	W-L RECORDS	RPI 51-100	RPI 101-150	RPI 150+				
12- 3	1- 1	3- 0	OVERALL	2- 2	3- 0	3- 0				
9- 0	1- 0	2- 0	HOME	1- 0	2- 0	3- 0				
2- 2	0- 1	0- 0	AWAY	1- 1	1- 0	0- 0				
1- 1	0- 0	1- 0	NEUTRAL	0- 1	0- 0	0- 0				
9- 2	1- 1	2- 0	NON-CONFERENCE	1- 1	3- 0	2- 0				
7- 0	1- 0	1- 0	HOME	1- 0	2- 0	2- 0				
1- 1	0- 1	0- 0	AWAY	0- 0	1- 0	0- 0				
1- 1	0- 0	1- 0	NEUTRAL	0- 1	0- 0	0- 0				
3- 1	0- 0	1- 0	CONFERENCE	1- 1	0- 0	1- 0				
2- 0	0- 0	1- 0	HOME	0- 0	0- 0	1- 0				
1- 1	0- 0	0- 0	AWAY	1- 1	0- 0	0- 0				
0- 0	0- 0	0- 0	NEUTRAL	0- 0	0- 0	0- 0				

RPI	S	Opponent	Score	RPI	S	Opponent	Score	RPI	S	Opponent	Score	RPI	S	Opponent	Score
11	A	Louisville	52 86	40	H	Purdue	73 59	52	N	Arkansas	67 77	127	H	UNI	73 45
18	H	Dayton	90 83	43	N	Gonzaga	79 67	56	A	Rutgers	79 72	144	A	Drake	100 98
				50	H	Iowa St.	76 67	67	A	Illinois	61 73	145	H	Pepperdine	97 68
								98	H	Colorado	78 63	242	H	Penn St.	77 52
												250	H	USC Upstate	107 56
												255	H	Robert Morris	85 67
LAST 12 Division I GAMES:															
242	H	Penn St.	77 52	40	H	Purdue	73 59	67	A	Illinois	61 73	52	N	Arkansas	67 77
144	A	Drake	100 98	56	A	Rutgers	79 72	127	H	UNI	73 45	18	H	Dayton	90 83
50	H	Iowa St.	76 67	52	N	Louisville	52 86								
98	H	Colorado	78 63	43	N	Gonzaga	79 67								

Non-Div I Games:

Iowa

Average RPI Win:	188	WON-LOST	WINNING	LAST 10	STRENGTH OF	OPP. STRENGTH	TEAM	ADJ.	CONF.	ADJ CONF.
Average RPI Loss:	67	RECORD	PCT. RANK	GAMES	SCHEDULE	OF SCHEDULE	RPI	RPI	RPI	RPI
DIV. I ONLY	11- 3	39	7- 3	91	138	50	50	4	4	
DIV. I NON-CONF.	9- 2	36	7- 2	220	167	71	71	5	5	
TOTALS	RPI 1-25	RPI 26-50	W-L RECORDS	RPI 51-100	RPI 101-150	RPI 150+				
11- 3	1- 1	0- 0	OVERALL	1- 1	2- 1	7- 0				
10- 0	1- 0	0- 0	HOME	1- 0	2- 0	6- 0				
0- 3	0- 1	0- 0	AWAY	0- 1	0- 1	0- 0				
1- 0	0- 0	0- 0	NEUTRAL	0- 0	0- 0	1- 0				
9- 2	0- 1	0- 0	NON-CONFERENCE	0- 1	2- 0	7- 0				
8- 0	0- 0	0- 0	HOME	0- 0	2- 0	6- 0				
0- 2	0- 1	0- 0	AWAY	0- 1	0- 0	0- 0				
1- 0	0- 0	0- 0	NEUTRAL	0- 0	0- 0	1- 0				
2- 1	1- 0	0- 0	CONFERENCE	1- 0	0- 1	0- 0				
2- 0	1- 0	0- 0	HOME	1- 0	0- 0	0- 0				
0- 1	0- 0	0- 0	AWAY	0- 0	0- 1	0- 0				
0- 0	0- 0	0- 0	NEUTRAL	0- 0	0- 0	0- 0				

RPI 1-25				RPI 26-50		Team's RPI: 50		RPI 51-100				RPI 101+			
RPI	S	Opponent	Score	RPI	S	Opponent	Score	RPI	S	Opponent	Score	RPI	S	Opponent	Score
12	H	Texas	59 57					62	A	St. Mary's (CA)	63 67	116	H	UC Riverside	71 54
20	A	Iowa	67 76					69	H	Kansas St.	60 55	118	A	TCU	84 86
												144	H	Drake	84 67
												158	H	Fairfield	76 63
												195	N	Wyoming	84 63
												244	H	Stony Brook	74 64
												250	H	USC Upstate	98 76
												278	H	Cincinnati	85 54
												288	H	Ark.-Pine Bluff	82 56
												313	H	Howard	90 44
LAST 12 Division I GAMES:															
116	H	UC Riverside	71 54	12	H	Texas	59 57	118	A	TCU	84 86				
313	H	Howard	90 44	69	H	Kansas St.	60 55	62	A	St. Mary's (CA)	63 67	195	N	Wyoming	84 63
158	H	Fairfield	76 63	62	A	St. Mary's (CA)	63 67	278	H	Cincinnati	85 54				
288	H	Ark.-Pine Bluff	82 56	20	A	Iowa	67 76								
244	H	Stony Brook	74 64												

Non-Div I Games:

Iowa St.

■ Loss, 
 ■ Non-Conf, S Site, 
 ■ Home 
 ■ Away 
 N Neutral

Average RPI Win:	285	WON-LOST	WINNING	LAST 10	STRENGTH OF	OPP. STRENGTH	TEAM	ADJ.	CONF.	ADJ CONF.
Average RPI Loss:	176	RECORD	PCT. RANK	GAMES	SCHEDULE	OF SCHEDULE	RPI	RPI	RPI	RPI
DIV. I ONLY	5- 9	241	5- 5	315	298	272	272	33	33	
DIV. I NON-CONF.	3- 8	263	3- 6	273	235	271	271	30	30	
TOTALS	RPI 1-25	RPI 26-50	W-L RECORDS	RPI 51-100	RPI 101-150	RPI 150+				
5- 9	0- 0	0- 0	OVERALL	0- 2	0- 3	5- 4				
1- 1	0- 0	0- 0	HOME	0- 0	0- 0	1- 1				
3- 6	0- 0	0- 0	AWAY	0- 0	0- 1	3- 0				
1- 2	0- 0	0- 0	NEUTRAL	0- 1	0- 0	1- 1				
3- 8	0- 0	0- 0	NON-CONFERENCE	0- 2	0- 3	3- 3				
1- 0	0- 0	0- 0	HOME	0- 0	0- 0	1- 0				
1- 6	0- 0	0- 0	AWAY	0- 1	0- 3	1- 2				
1- 2	0- 0	0- 0	NEUTRAL	0- 1	0- 0	1- 1				
2- 1	0- 0	0- 0	CONFERENCE	0- 0	0- 0	2- 1				
0- 1	0- 0	0- 0	HOME	0- 0	0- 0	0- 1				
2- 0	0- 0	0- 0	AWAY	0- 0	0- 0	2- 0				
0- 0	0- 0	0- 0	NEUTRAL	0- 0	0- 0	0- 0				

RPI 1-25				RPI 26-50				RPI 51-100				RPI 101+				Team's RPI: 272	
RPI	S	Opponent	Score	RPI	S	Opponent	Score	RPI	S	Opponent	Score	RPI	S	Opponent	Score		
								80	A	Arkansas St.	60	92	121	A	LSU	44	52
								89	N	Duquesne	72	90	133	A	La.-Lafayette	56	65
													142	A	Mercer	48	80
													167	H	Northwestern St.	62	61
													168	A	Jacksonville St.	57	64
													230	N	Central Ark.	45	56
													293	A	Alabama St.	90	85
													297	A	Lipscomb	45	72
													311	N	Murray St.	90	81
													318	A	Alabama A&M	75	71
													320	H	Alcorn	69	76
													334	A	Chicago St.	70	60
LAST 12 Division I GAMES:																	
				133	A	La.-Lafayette	56	65		320	H	Alcorn	69	76			
				167	H	Northwestern St.	62	61		293	A	Alabama St.	90	85			
				297	A	Lipscomb	45	72		318	A	Alabama A&M	75	71			
				168	A	Jacksonville St.	57	64		334	A	Chicago St.	70	60			
				311	N	Murray St.	90	81		230	N	Central Ark.	45	56			
				89	N	Duquesne	72	90		142	A	Mercer	48	80			

Non-Div I Games:

Jackson St.



Jacksonville

Through Games Of Jan. 11, 2015

Average RPI Win:	236	WON-LOST	WINNING	LAST 10	STRENGTH OF	OPP. STRENGTH	TEAM	ADJ.	CONF.	ADJ CONF.
Average RPI Loss:	170	RECORD	PCT. RANK	GAMES	SCHEDULE	OF SCHEDULE	RPI	RPI	RPI	RPI
DIV. I ONLY	4- 8	252	3- 5	285	125	266	266	13	13	
DIV. I NON-CONF.	3- 8	263	3- 6	298	100	287	287	13	13	
TOTALS	RPI 1-25	RPI 26-50	W-L RECORDS	RPI 51-100	RPI 101-150	RPI 150+				
4- 8	0- 1	0- 0	OVERALL	0- 2	0- 0	4- 5				
3- 1	0- 0	0- 0	HOME	0- 1	0- 0	3- 0				
1- 7	0- 1	0- 0	AWAY	0- 1	0- 0	1- 5				
0- 0	0- 0	0- 0	NEUTRAL	0- 0	0- 0	0- 0				
3- 8	0- 1	0- 0	NON-CONFERENCE	0- 2	0- 0	3- 5				
2- 1	0- 0	0- 0	HOME	0- 1	0- 0	2- 0				
1- 7	0- 1	0- 0	AWAY	0- 1	0- 0	1- 5				
0- 0	0- 0	0- 0	NEUTRAL	0- 0	0- 0	0- 0				
1- 0	0- 0	0- 0	CONFERENCE	0- 0	0- 0	1- 0				
1- 0	0- 0	0- 0	HOME	0- 0	0- 0	1- 0				
0- 0	0- 0	0- 0	AWAY	0- 0	0- 0	0- 0				
0- 0	0- 0	0- 0	NEUTRAL	0- 0	0- 0	0- 0				

RPI 1-25				RPI 26-50				RPI 51-100				RPI 101+ Team's RPI: 266			
RPI	S	Opponent	Score	RPI	S	Opponent	Score	RPI	S	Opponent	Score	RPI	S	Opponent	Score
25	A	Florida St.	46 73					59	H	Syracuse	61 77	174	A	Savannah St.	45 41
								61	A	Miami (FL)	36 65	188	A	Florida	73 84
												193	H	North Florida	54 52
												212	A	UCF	59 71
												225	A	Tennessee St.	61 64
												264	H	Bethune-Cookman	64 51
												276	A	Ga. Southern	65 78
												311	A	Murray St.	62 80
												314	H	FIU	76 64
LAST 12 Division I GAMES:															
311	A	Murray St.	62 80	193	H	North Florida	54 52								
225	A	Tennessee St.	61 64	174	A	Savannah St.	45 41								
314	H	FIU	76 64	25	A	Florida St.	46 73								
61	A	Miami (FL)	36 65	264	H	Bethune-Cookman	64 51								
212	A	UCF	59 71	276	A	Ga. Southern	65 78								
59	H	Syracuse	61 77	188	A	Florida	73 84								

Non-Div I Games: Trinity Baptist 98 24 Thomas (GA) 65 38

Jacksonville

Loss, Non-Conf, S Site, H Home A Away N Neutral

Average RPI Win:	250	WON-LOST	WINNING	LAST 10	STRENGTH OF	OPP. STRENGTH	TEAM	ADJ.	CONF.	ADJ CONF.
Average RPI Loss:	204	RECORD	PCT. RANK	GAMES	SCHEDULE	OF SCHEDULE	RPI	RPI	RPI	RPI
DIV. I ONLY	11- 5	72	6- 4	311	326	168	168	27	27	
DIV. I NON-CONF.	9- 3	60	6- 2	283	328	118	118	26	26	
TOTALS	RPI 1-25	RPI 26-50	W-L RECORDS	RPI 51-100	RPI 101-150	RPI 150+				
11- 5	0- 0	0- 0	OVERALL	0- 1	2- 1	9- 3				
6- 1	0- 0	0- 0	HOME	0- 0	1- 0	5- 1				
3- 4	0- 0	0- 0	AWAY	0- 1	0- 1	3- 2				
2- 0	0- 0	0- 0	NEUTRAL	0- 0	1- 0	1- 0				
9- 3	0- 0	0- 0	NON-CONFERENCE	0- 1	2- 1	7- 1				
5- 0	0- 0	0- 0	HOME	0- 0	1- 0	4- 0				
2- 3	0- 0	0- 0	AWAY	0- 1	0- 1	2- 1				
2- 0	0- 0	0- 0	NEUTRAL	0- 0	1- 0	1- 0				
2- 2	0- 0	0- 0	CONFERENCE	0- 0	0- 0	2- 2				
1- 1	0- 0	0- 0	HOME	0- 0	0- 0	1- 1				
1- 1	0- 0	0- 0	AWAY	0- 0	0- 0	1- 1				
0- 0	0- 0	0- 0	NEUTRAL	0- 0	0- 0	0- 0				

RPI 1-25			RPI 26-50			RPI 51-100			RPI 101+			Team's RPI: 168
RPI	S	Opponent	Score	RPI	S	Opponent	Score	RPI	S	Opponent	Score	
						95 A Kennesaw St.	65 67			104 N East Tenn. St.	57 56	
										109 A Texas Tech	59 67	
										142 H Mercer	67 66	
										155 A Alabama	64 62	
										220 H Austin Peay	54 57	
										230 A Central Ark.	63 54	
										238 A SIUE	72 69	
										272 H Jackson St.	64 57	
										276 H Ga. Southern	78 52	
										294 A Eastern Ill.	63 66	
										301 A South Carolina St.	52 55	
										311 H Murray St.	78 73	
										327 H Wofford	70 55	
										345 H New Orleans	65 51	
										349 N Charleston So.	70 43	
LAST 12 Division I GAMES:												
238	A	SIUE	72 69	311	H	Murray St.	78 73					
142	H	Mercer	67 66	220	H	Austin Peay	54 57					
104	N	East Tenn. St.	57 56	294	A	Eastern Ill.	63 66					
349	N	Charleston So.	70 43	272	H	Jackson St.	64 57					
301	A	South Carolina St.	52 55	276	H	Ga. Southern	78 52					
95	A	Kennesaw St.	65 67	230	A	Central Ark.	63 54					

Non-Div I Games:

Jacksonville St.

■ Loss, 
■ Non-Conf, 
■ S Site, 
■ H Home 
■ A Away 
N Neutral

Average RPI Win:	150	WON-LOST	WINNING	LAST 10	STRENGTH OF	OPP. STRENGTH	TEAM	ADJ.	CONF.	ADJ CONF.
Average RPI Loss:	26	RECORD	PCT. RANK	GAMES	SCHEDULE	OF SCHEDULE	RPI	RPI	RPI	RPI
DIV. I ONLY	13- 2	19	2- 0	104	19	28	28	11	11	
DIV. I NON-CONF.	9- 2	36	2- 0	36	5	11	11	10	10	
TOTALS	RPI 1-25	RPI 26-50	W-L RECORDS	RPI 51-100	RPI 101-150	RPI 150+				
13- 2	0- 1	1- 1	OVERALL	4- 0	2- 0	6- 0				
7- 0	0- 0	1- 0	HOME	2- 0	2- 0	2- 0				
5- 1	0- 0	0- 0	AWAY	2- 0	0- 0	3- 0				
1- 1	0- 1	0- 0	NEUTRAL	0- 0	0- 0	1- 0				
9- 2	0- 1	1- 1	NON-CONFERENCE	4- 0	2- 0	2- 0				
5- 0	0- 0	1- 0	HOME	2- 0	2- 0	0- 0				
3- 1	0- 0	0- 1	AWAY	2- 0	0- 0	1- 0				
1- 1	0- 1	0- 0	NEUTRAL	0- 0	0- 0	1- 0				
4- 0	0- 0	0- 0	CONFERENCE	0- 0	0- 0	4- 0				
2- 0	0- 0	0- 0	HOME	0- 0	0- 0	2- 0				
2- 0	0- 0	0- 0	AWAY	0- 0	0- 0	2- 0				
0- 0	0- 0	0- 0	NEUTRAL	0- 0	0- 0	0- 0				

RPI 1-25				RPI 26-50				Team's RPI: 28				RPI 51-100				RPI 101+			
RPI	S	Opponent	Score	RPI	S	Opponent	Score	RPI	S	Opponent	Score	RPI	S	Opponent	Score	RPI	S	Opponent	Score
6	N	Maryland	64 80	46	A	Vanderbilt	62 66	60	H	UCLA	91 87	101	H	Richmond	79 68				
				48	H	Pittsburgh	80 64	63	H	Hampton	85 53	112	H	St. Bonaventure	76 43				
								77	A	American	69 65	198	H	Towson	67 66				
								85	A	Ohio	69 62	214	A	William & Mary	65 43				
												227	A	Davidson	73 57				
												239	A	Northeastern	77 55				
												256	N	Houston	84 60				
												268	H	UNCW	74 57				
LAST 12 Division I GAMES:																			
239	A	Northeastern	77 55	101	H	Richmond	79 68												
268	H	UNCW	74 57	60	H	UCLA	91 87												
198	H	Towson	67 66	214	A	William & Mary	65 43												
46	A	Vanderbilt	62 66	227	A	Davidson	73 57												
63	H	Hampton	85 53	256	N	Houston	84 60												
85	A	Ohio	69 62	6	N	Maryland	64 80												

Non-Div I Games:

James Madison

■ Loss, 
■ Non-Conf, S Site, 
■ Home 
■ Away 
N Neutral

Kansas

Through Games Of Jan. 11, 2015

Average RPI Win:	176	WON-LOST	WINNING	LAST 10	STRENGTH OF	OPP. STRENGTH	TEAM	ADJ.	CONF.	ADJ CONF.
Average RPI Loss:	60	RECORD	PCT. RANK	GAMES	SCHEDULE	OF SCHEDULE	RPI	RPI	RPI	RPI
DIV. I ONLY	9- 7	138	4- 6	45	66	100	100	4	4	
DIV. I NON-CONF.	9- 4	84	6- 3	112	86	83	83	5	5	
TOTALS	RPI 1-25	RPI 26-50	W-L RECORDS	RPI 51-100	RPI 101-150	RPI 150+				
9- 7	0- 2	1- 2	OVERALL	2- 2	0- 0	6- 1				
9- 2	0- 0	1- 1	HOME	2- 0	0- 0	6- 1				
0- 4	0- 1	0- 1	AWAY	0- 2	0- 0	0- 0				
0- 1	0- 1	0- 0	NEUTRAL	0- 0	0- 0	0- 0				
9- 4	0- 1	1- 1	NON-CONFERENCE	2- 1	0- 0	6- 1				
9- 1	0- 0	1- 0	HOME	2- 0	0- 0	6- 1				
0- 2	0- 0	0- 1	AWAY	0- 1	0- 0	0- 0				
0- 1	0- 1	0- 0	NEUTRAL	0- 0	0- 0	0- 0				
0- 3	0- 1	0- 1	CONFERENCE	0- 1	0- 0	0- 0				
0- 1	0- 0	0- 1	HOME	0- 0	0- 0	0- 0				
0- 2	0- 1	0- 0	AWAY	0- 1	0- 0	0- 0				
0- 0	0- 0	0- 0	NEUTRAL	0- 0	0- 0	0- 0				

RPI 1-25				RPI 26-50				RPI 51-100 Team's RPI: 100				RPI 101+			
RPI	S	Opponent	Score	RPI	S	Opponent	Score	RPI	S	Opponent	Score	RPI	S	Opponent	Score
1	N	Notre Dame	47 89	27	H	California	62 39	69	A	Kansas St.	52 58	155	H	Alabama	80 85
12	A	Texas	46 60	40	A	Purdue	48 61	78	H	South Dakota	68 60	175	H	Temple	76 56
				44	H	Oklahoma	57 69	80	H	Arkansas St.	62 48	179	H	Samford	66 44
								97	A	Creighton	81 84	186	H	Iona	90 49
												260	H	Texas Southern	69 44
												275	H	Georgetown	55 42
												326	H	Incarnate Word	68 46
LAST 12 Division I GAMES:															
179	H	Samford	66 44	69	A	Kansas St.	52 58	44	H	Oklahoma	57 69				
97	A	Creighton	81 84	12	A	Texas	46 60	1	N	Notre Dame	47 89				
80	H	Arkansas St.	62 48	186	H	Iona	90 49	275	H	Georgetown	55 42				
40	A	Purdue	48 61	326	H	Incarnate Word	68 46								
27	H	California	62 39												
326	H	Incarnate Word	68 46												

Non-Div I Games:

Kansas

Loss, Non-Conf, S Site, H Home A Away N Neutral

Average RPI Win:	218	WON-LOST	WINNING	LAST 10	STRENGTH OF	OPP. STRENGTH	TEAM	ADJ.	CONF.	ADJ CONF.
Average RPI Loss:	33	RECORD	PCT. RANK	GAMES	SCHEDULE	OF SCHEDULE	RPI	RPI	RPI	RPI
DIV. I ONLY	10- 3	45	0- 0	121	171	69	69	4	4	
DIV. I NON-CONF.	9- 1	21	0- 0	248	261	65	65	5	5	
TOTALS	RPI 1-25	RPI 26-50	W-L RECORDS	RPI 51-100	RPI 101-150	RPI 150+				
10- 3	0- 1	0- 2	OVERALL	2- 0	0- 0	8- 0				
9- 1	0- 1	0- 0	HOME	2- 0	0- 0	7- 0				
0- 2	0- 0	0- 2	AWAY	0- 0	0- 0	0- 0				
1- 0	0- 0	0- 0	NEUTRAL	0- 0	0- 0	1- 0				
9- 1	0- 0	0- 1	NON-CONFERENCE	1- 0	0- 0	8- 0				
8- 0	0- 0	0- 0	HOME	1- 0	0- 0	7- 0				
0- 1	0- 0	0- 1	AWAY	0- 0	0- 0	0- 0				
1- 0	0- 0	0- 0	NEUTRAL	0- 0	0- 0	1- 0				
1- 2	0- 1	0- 1	CONFERENCE	1- 0	0- 0	0- 0				
1- 1	0- 1	0- 0	HOME	1- 0	0- 0	0- 0				
0- 1	0- 0	0- 1	AWAY	0- 0	0- 0	0- 0				
0- 0	0- 0	0- 0	NEUTRAL	0- 0	0- 0	0- 0				

RPI	S	Opponent	Score	RPI	S	Opponent	Score	RPI	S	Opponent	Score	RPI	S	Opponent	Score
8	H	Baylor	44 74	42	A	Wichita St.	48 51	63	H	Hampton	66 46	179	H	Samford	60 41
				50	A	Iowa St.	55 60	100	H	Kansas	58 52	226	H	Oral Roberts	53 47
												238	H	SIUE	81 55
												243	N	UTEP	72 43
												258	H	Abilene Christian	68 53
												263	H	Grambling	61 38
												267	H	Texas-Arlington	45 41
												346	H	UMKC	65 36
LAST 12 Division I GAMES:															
179	H	Samford	60 41	100	H	Kansas	58 52	8	H	Baylor	44 74				
258	H	Abilene Christian	68 53	50	A	Iowa St.	55 60	243	N	UTEP	72 43				
263	H	Grambling	61 38	63	H	Hampton	66 46								
226	H	Oral Roberts	53 47	346	H	UMKC	65 36								
42	A	Wichita St.	48 51												
267	H	Texas-Arlington	45 41												

Non-Div I Games: William Jewell 66 53

Kansas St.

■ Loss, 
 ■ Non-Conf, 
 ■ S Site, 
 ■ H Home 
 ■ A Away 
 N Neutral

Average RPI Win:	240	WON-LOST	WINNING	LAST 10	STRENGTH OF	OPP. STRENGTH	TEAM	ADJ.	CONF.	ADJ CONF.
Average RPI Loss:	142	RECORD	PCT. RANK	GAMES	SCHEDULE	OF SCHEDULE	RPI	RPI	RPI	RPI
DIV. I ONLY	12- 4	50	8- 2	249	268	95	95	13	13	
DIV. I NON-CONF.	11- 4	69	8- 3	247	257	103	103	13	13	
TOTALS	RPI 1-25	RPI 26-50	W-L RECORDS	RPI 51-100	RPI 101-150	RPI 150+				
12- 4	0- 0	0- 1	OVERALL	0- 1	2- 1	10- 1				
6- 1	0- 0	0- 0	HOME	0- 0	1- 1	5- 0				
6- 3	0- 0	0- 1	AWAY	0- 1	1- 0	5- 1				
0- 0	0- 0	0- 0	NEUTRAL	0- 0	0- 0	0- 0				
11- 4	0- 0	0- 1	NON-CONFERENCE	0- 1	2- 1	9- 1				
6- 1	0- 0	0- 0	HOME	0- 0	1- 1	5- 0				
5- 3	0- 0	0- 1	AWAY	0- 1	1- 0	4- 1				
0- 0	0- 0	0- 0	NEUTRAL	0- 0	0- 0	0- 0				
1- 0	0- 0	0- 0	CONFERENCE	0- 0	0- 0	1- 0				
0- 0	0- 0	0- 0	HOME	0- 0	0- 0	0- 0				
1- 0	0- 0	0- 0	AWAY	0- 0	0- 0	1- 0				
0- 0	0- 0	0- 0	NEUTRAL	0- 0	0- 0	0- 0				

RPI 1-25				RPI 26-50				RPI 51-100				Team's RPI: 95	RPI 101+			
RPI	S	Opponent	Score	RPI	S	Opponent	Score	RPI	S	Opponent	Score		RPI	S	Opponent	Score
				36	A	Seton Hall	74 77						70	A	Georgia Tech	48 77
													120	H	Xavier	61 60
													142	A	Mercer	76 56
													142	H	Mercer	44 54
													168	H	Jacksonville St.	67 65
													206	A	Georgia St.	73 64
													225	A	Tennessee St.	65 56
													229	H	Col. of Charleston	68 61
													250	A	USC Upstate	72 63
													276	A	Ga. Southern	72 51
													304	H	Gardner-Webb	50 47
													311	H	Murray St.	65 60
													318	A	Alabama A&M	66 73
													319	H	Florida A&M	79 58
													324	A	Columbia	66 62
LAST 12 Division I GAMES:																
				318	A	Alabama A&M	66 73					250	A	USC Upstate	72 63	
				120	H	Xavier	61 60					142	H	Mercer	44 54	
				304	H	Gardner-Webb	50 47					319	H	Florida A&M	79 58	
				142	A	Mercer	76 56					206	A	Georgia St.	73 64	
				168	H	Jacksonville St.	67 65					324	A	Columbia	66 62	
				311	H	Murray St.	65 60					36	A	Seton Hall	74 77	

Non-Div I Games:

Kennesaw St.

Average RPI Win:	249	WON-LOST	WINNING	LAST 10	STRENGTH OF	OPP. STRENGTH	TEAM	ADJ.	CONF.	ADJ CONF.
Average RPI Loss:	145	RECORD	PCT. RANK	GAMES	SCHEDULE	OF SCHEDULE	RPI	RPI	RPI	RPI
DIV. I ONLY	3- 11	297	2- 8	197	233	285	285	15	15	
DIV. I NON-CONF.	2- 9	297	2- 7	240	218	307	307	16	16	
TOTALS	RPI 1-25	RPI 26-50	W-L RECORDS	RPI 51-100	RPI 101-150	RPI 150+				
3- 11	0- 0	0- 2	OVERALL	0- 5	0- 1	3- 3				
2- 3	0- 0	0- 1	HOME	0- 2	0- 0	2- 0				
1- 6	0- 0	0- 1	AWAY	0- 2	0- 1	1- 2				
0- 2	0- 0	0- 0	NEUTRAL	0- 1	0- 0	0- 1				
2- 9	0- 0	0- 2	NON-CONFERENCE	0- 3	0- 1	2- 3				
1- 2	0- 0	0- 1	HOME	0- 1	0- 0	1- 0				
1- 5	0- 0	0- 1	AWAY	0- 1	0- 1	1- 2				
0- 2	0- 0	0- 0	NEUTRAL	0- 1	0- 0	0- 1				
1- 2	0- 0	0- 0	CONFERENCE	0- 2	0- 0	1- 0				
1- 1	0- 0	0- 0	HOME	0- 1	0- 0	1- 0				
0- 1	0- 0	0- 0	AWAY	0- 1	0- 0	0- 0				
0- 0	0- 0	0- 0	NEUTRAL	0- 0	0- 0	0- 0				

RPI S	Opponent	Score	RPI S	Opponent	Score	RPI S	Opponent	Score	RPI S	Opponent	Score	Team's RPI: 285
			35 A	Northwestern	54 72	80 H	Arkansas St.	44 59	148 A	Cleveland St.	67 69	
			39 H	Youngstown St.	49 68	89 A	Duquesne	60 86	199 H	Belmont	58 55	
						90 H	Central Mich.	62 83	259 A	North Dakota St.	68 74	
						92 N	Dartmouth	49 60	269 A	Colgate	62 61	
						99 A	Toledo	49 67	279 H	Bowling Green	55 48	
									323 N	A&M-Corpus Christi	47 57	
									345 A	New Orleans	55 58	
LAST 12 Division I GAMES:												
345 A	New Orleans	55 58	279 H	Bowling Green	55 48							
269 A	Colgate	62 61	99 A	Toledo	49 67							
80 H	Arkansas St.	44 59	90 H	Central Mich.	62 83							
148 A	Cleveland St.	67 69	323 N	A&M-Corpus Christi	47 57							
89 A	Duquesne	60 86	199 H	Belmont	58 55							
92 N	Dartmouth	49 60	35 A	Northwestern	54 72							

Non-Div I Games:

Kent St.

■ Loss, 
 ■ Non-Conf, 
 S Site, 
 ■ Home 
 ■ Away 
 N Neutral

Average RPI Win:	108	WON-LOST	WINNING	LAST 10	STRENGTH OF	OPP. STRENGTH	TEAM	ADJ.	CONF.	ADJ CONF.
Average RPI Loss:	31	RECORD	PCT. RANK	GAMES	SCHEDULE	OF SCHEDULE	RPI	RPI	RPI	RPI
DIV. I ONLY	14- 3	28	8- 2	5	16	3	3	3	3	3
DIV. I NON-CONF.	11- 2	29	7- 1	7	7	3	3	4	4	4
TOTALS	RPI 1-25	RPI 26-50	W-L RECORDS	RPI 51-100	RPI 101-150	RPI 150+				
14- 3	3- 2	2- 0	OVERALL	3- 1	1- 0	5- 0				
9- 0	1- 0	1- 0	HOME	2- 0	1- 0	4- 0				
3- 2	1- 2	0- 0	AWAY	1- 0	0- 0	1- 0				
2- 1	1- 0	1- 0	NEUTRAL	0- 1	0- 0	0- 0				
11- 2	3- 1	2- 0	NON-CONFERENCE	2- 1	0- 0	4- 0				
7- 0	1- 0	1- 0	HOME	1- 0	0- 0	4- 0				
2- 1	1- 1	0- 0	AWAY	1- 0	0- 0	0- 0				
2- 1	1- 0	1- 0	NEUTRAL	0- 1	0- 0	0- 0				
3- 1	0- 1	0- 0	CONFERENCE	1- 0	1- 0	1- 0				
2- 0	0- 0	0- 0	HOME	1- 0	1- 0	0- 0				
1- 1	0- 1	0- 0	AWAY	0- 0	0- 0	1- 0				
0- 0	0- 0	0- 0	NEUTRAL	0- 0	0- 0	0- 0				













































RPI	S	Opponent	Score	RPI	S	Opponent	Score	RPI	S	Opponent	Score	RPI	S	Opponent	Score
7	A	South Carolina	60 68	33	H	Middle Tenn.	78 62	67	N	Illinois	71 77	113	H	Auburn	78 57
8	H	Baylor	74 64	44	N	Oklahoma	92 88	90	A	Central Mich.	71 68	155	A	Alabama	78 66
11	A	Louisville	77 68					93	H	Appalachian St.	111 74	199	H	Belmont	71 55
19	A	Duke	68 89					94	H	Ole Miss	64 58	209	H	Morehead St.	91 62
21	N	South Fla.	61 57									210	H	Northern Ky.	82 64
												225	H	Tennessee St.	87 75
LAST 12 Division I GAMES:															
155	A	Alabama	78 66	7	A	South Carolina	60 68	113	H	Auburn	78 57				
225	H	Tennessee St.	87 75	94	H	Ole Miss	64 58	210	H	Northern Ky.	82 64				
19	A	Duke	68 89	21	N	South Fla.	61 57	44	N	Oklahoma	92 88				
199	H	Belmont	71 55												
33	H	Middle Tenn.	78 62												
11	A	Louisville	77 68												

Non-Div I Games:

Kentucky



Average RPI Win:	250	WON-LOST	WINNING	LAST 10	STRENGTH OF	OPP. STRENGTH	TEAM	ADJ.	CONF.	ADJ CONF.
Average RPI Loss:	191	RECORD	PCT. RANK	GAMES	SCHEDULE	OF SCHEDULE	RPI	RPI	RPI	RPI
DIV. I ONLY	4- 10	269	4- 6	205	339	291	291	28	28	
DIV. I NON-CONF.	3- 8	263	3- 6	173	338	278	278	28	28	
TOTALS	RPI 1-25	RPI 26-50	W-L RECORDS	RPI 51-100	RPI 101-150	RPI 150+				
4- 10	0- 0	0- 1	OVERALL	0- 0	0- 4	4- 5				
3- 5	0- 0	0- 0	HOME	0- 0	0- 2	3- 3				
1- 5	0- 0	0- 1	AWAY	0- 0	0- 2	1- 2				
0- 0	0- 0	0- 0	NEUTRAL	0- 0	0- 0	0- 0				
3- 8	0- 0	0- 1	NON-CONFERENCE	0- 0	0- 3	3- 4				
2- 4	0- 0	0- 0	HOME	0- 0	0- 1	2- 3				
1- 4	0- 0	0- 1	AWAY	0- 0	0- 2	1- 1				
0- 0	0- 0	0- 0	NEUTRAL	0- 0	0- 0	0- 0				
1- 2	0- 0	0- 0	CONFERENCE	0- 0	0- 1	1- 1				
1- 1	0- 0	0- 0	HOME	0- 0	0- 1	1- 0				
0- 1	0- 0	0- 0	AWAY	0- 0	0- 0	0- 1				
0- 0	0- 0	0- 0	NEUTRAL	0- 0	0- 0	0- 0				

RPI 1-25	RPI 26-50	RPI 51-100	RPI 101+	Team's RPI: 291
RPI S Opponent Score	RPI S Opponent Score	RPI S Opponent Score	RPI S Opponent Score	
	45  Long Beach St. 63  71		117  Bakersfield 53  84	
			122  Maine 59  65	
			131  Rhode Island 49  66	
			135  Bryant 66  79	
			166  Buffalo 79 73	
			177  La Salle 66  71	
			217  NJIT 57 48	
			219  Monmouth 57  78	
			295  Wagner 69  72	
			305  Fairleigh Dickinson 81 71	
			313  Howard 83 74	
			324  Columbia 45  54	
			341  Rider 56  59	
LAST 12 Division I GAMES:				
117  Bakersfield 53  84	295  Wagner 69  72			
45  Long Beach St. 63  71	305  Fairleigh Dickinson 81 71			
166  Buffalo 79 73	135  Bryant 66  79			
313  Howard 83 74	341  Rider 56  59			
217  NJIT 57 48	131  Rhode Island 49  66			
324  Columbia 45  54	177  La Salle 66  71			

Non-Div I Games:

LIU Brooklyn

Average RPI Win:	230	WON-LOST	WINNING	LAST 10	STRENGTH OF	OPP. STRENGTH	TEAM	ADJ.	CONF.	ADJ CONF.
Average RPI Loss:	59	RECORD	PCT. RANK	GAMES	SCHEDULE	OF SCHEDULE	RPI	RPI	RPI	RPI
DIV. I ONLY	8- 8	159	6- 4	58	134	121	121	3	3	
DIV. I NON-CONF.	6- 6	158	4- 4	148	211	183	183	4	4	
TOTALS	RPI 1-25	RPI 26-50	W-L RECORDS	RPI 51-100	RPI 101-150	RPI 150+				
8- 8	0- 1	1- 4	OVERALL	0- 2	1- 0	6- 1				
5- 4	0- 1	1- 2	HOME	0- 1	1- 0	3- 0				
2- 3	0- 0	0- 2	AWAY	0- 1	0- 0	2- 0				
1- 1	0- 0	0- 0	NEUTRAL	0- 0	0- 0	1- 1				
6- 6	0- 0	0- 3	NON-CONFERENCE	0- 2	1- 0	5- 1				
4- 3	0- 0	0- 2	HOME	0- 1	1- 0	3- 0				
1- 2	0- 0	0- 1	AWAY	0- 1	0- 0	1- 0				
1- 1	0- 0	0- 0	NEUTRAL	0- 0	0- 0	1- 1				
2- 2	0- 1	1- 1	CONFERENCE	0- 0	0- 0	1- 0				
1- 1	0- 1	1- 0	HOME	0- 0	0- 0	0- 0				
1- 1	0- 0	0- 1	AWAY	0- 0	0- 0	1- 0				
0- 0	0- 0	0- 0	NEUTRAL	0- 0	0- 0	0- 0				

RPI 1-25				RPI 26-50				RPI 51-100				RPI 101+ Team's RPI: 121			
RPI	S	Opponent	Score	RPI	S	Opponent	Score	RPI	S	Opponent	Score	RPI	S	Opponent	Score
7	H	South Carolina	51 75	29	A	Texas A&M	48 55	56	H	Rutgers	57 64	147	H	Louisiana Tech	73 59
				38	H	Tulane	45 51	61	A	Miami (FL)	71 76	185	N	Santa Clara	67 69
				45	A	Long Beach St.	44 59					188	A	Florida	68 65
				46	H	Vanderbilt	64 44					241	H	Southeastern La.	75 42
				47	H	UALR	54 70					272	H	Jackson St.	52 44
												287	N	UNC Greensboro	82 61
												312	H	Sam Houston St.	71 45
												343	A	UC Santa Barbara	78 45
LAST 12 Division I GAMES:															
188	A	Florida	68 65	29	A	Texas A&M	48 55								
61	A	Miami (FL)	71 76	46	H	Vanderbilt	64 44								
287	N	UNC Greensboro	82 61	7	H	South Carolina	51 75								
343	A	UC Santa Barbara	78 45	147	H	Louisiana Tech	73 59								
45	A	Long Beach St.	44 59	185	N	Santa Clara	67 69								
241	H	Southeastern La.	75 42	56	H	Rutgers	57 64								

Non-Div I Games:

LSU

■ Loss, 
 ■ Non-Conf, 
 ■ S Site, 
 ■ H Home 
 ■ A Away 
 N Neutral

RPI 1-25				RPI 26-50				RPI 51-100				RPI 101+				Team's RPI: 177	
RPI	S	Opponent	Score	RPI	S	Opponent	Score	RPI	S	Opponent	Score	RPI	S	Opponent	Score		
								76	H	Fordham	59	70	108	A	Villanova	36	70
								81	A	Penn	29	57	158	H	Fairfield	73	59
								85	N	Ohio	63	74	175	A	Temple	72	75
													198	N	Towson	62	49
													206	A	Georgia St.	76	68
													214	H	William & Mary	78	71
													227	A	Davidson	63	54
													231	H	George Mason	71	73
													255	A	Robert Morris	75	61
													291	A	LIU Brooklyn	71	66
													313	H	Howard	65	64
													322	H	UMBC	65	62
													325	H	Manhattan	61	48
LAST 12 Division I GAMES:																	
				227	A	Davidson	63	54	76	H	Fordham	59	70				
				322	H	UMBC	65	62	313	H	Howard	65	64				
				158	H	Fairfield	73	59	231	H	George Mason	71	73				
				206	A	Georgia St.	76	68	214	H	William & Mary	78	71				
				85	N	Ohio	63	74	255	A	Robert Morris	75	61				
				108	A	Villanova	36	70	198	N	Towson	62	49				

### Non-Div I Games:

## La.-Lafayette

Through Games Of Jan. 11, 2015

Average RPI Win:	257	WON-LOST	WINNING	LAST 10	STRENGTH OF	OPP. STRENGTH	TEAM	ADJ.	CONF.	ADJ CONF.
Average RPI Loss:	84	RECORD	PCT. RANK	GAMES	SCHEDULE	OF SCHEDULE	RPI	RPI	RPI	RPI
DIV. I ONLY	7- 4	102	5- 4	193	241	133	133	17	17	
DIV. I NON-CONF.	6- 1	26	5- 1	301	306	126	126	17	17	
TOTALS	RPI 1-25	RPI 26-50	W-L RECORDS	RPI 51-100	RPI 101-150	RPI 150+				
7- 4	0- 0	0- 2	OVERALL	0- 1	1- 0	6- 1				
4- 2	0- 0	0- 1	HOME	0- 0	1- 0	3- 1				
3- 2	0- 0	0- 1	AWAY	0- 1	0- 0	3- 0				
0- 0	0- 0	0- 0	NEUTRAL	0- 0	0- 0	0- 0				
6- 1	0- 0	0- 1	NON-CONFERENCE	0- 0	1- 0	5- 0				
3- 1	0- 0	0- 1	HOME	0- 0	1- 0	2- 0				
3- 0	0- 0	0- 0	AWAY	0- 0	0- 0	3- 0				
0- 0	0- 0	0- 0	NEUTRAL	0- 0	0- 0	0- 0				
1- 3	0- 0	0- 1	CONFERENCE	0- 1	0- 0	1- 1				
1- 1	0- 0	0- 0	HOME	0- 0	0- 0	1- 1				
0- 2	0- 0	0- 1	AWAY	0- 1	0- 0	0- 0				
0- 0	0- 0	0- 0	NEUTRAL	0- 0	0- 0	0- 0				

RPI 1-25				RPI 26-50				RPI 51-100				RPI 101+				Team's RPI: 133	
RPI	S	Opponent	Score	RPI	S	Opponent	Score	RPI	S	Opponent	Score	RPI	S	Opponent	Score		
				31	H	Mississippi St.	51 66	93	A	Appalachian St.	51 63	147	H	Louisiana Tech	58 55		
				47	A	UALR	41 67					164	H	Troy	55 60		
												206	H	Georgia St.	68 52		
												241	A	Southeastern La.	71 60		
												272	H	Jackson St.	65 56		
												302	A	Lamar	75 55		
												312	H	Sam Houston St.	65 46		
												320	A	Alcorn	64 57		
LAST 12 Division I GAMES:																	
				47	A	UALR	41 67	206	H	Georgia St.	68 52						
				272	H	Jackson St.	65 56	93	A	Appalachian St.	51 63						
				320	A	Alcorn	64 57	164	H	Troy	55 60						
				31	H	Mississippi St.	51 66	147	H	Louisiana Tech	58 55						
				312	H	Sam Houston St.	65 46	302	A	Lamar	75 55						
				241	A	Southeastern La.	71 60										

Non-Div I Games: Xavier (LA) 69 53 Southern-N.O. 58 52

La.-Lafayette

Loss, Non-Conf, S Site, H Home A Away N Neutral

Average RPI Win: 238		WON-LOST	WINNING	LAST 10	STRENGTH OF	OPP. STRENGTH	TEAM	ADJ.	CONF.	ADJ CONF.
Average RPI Loss: 161		RECORD	PCT. RANK	GAMES	SCHEDULE	OF SCHEDULE	RPI	RPI	RPI	RPI
DIV. I ONLY		2- 8	309	2- 6	90	302	234	234	17	17
DIV. I NON-CONF.		1- 5	311	1- 5	62	307	259	259	17	17
TOTALS	RPI 1-25		RPI 26-50		W-L RECORDS	RPI 51-100	RPI 101-150		RPI 150+	
2- 8	0- 0		0- 2		OVERALL	0- 1	0- 0		2- 5	
1- 1	0- 0		0- 0		HOME	0- 1	0- 0		1- 0	
1- 6	0- 0		0- 2		AWAY	0- 0	0- 0		1- 4	
0- 1	0- 0		0- 0		NEUTRAL	0- 0	0- 0		0- 1	
1- 5	0- 0		0- 2		NON-CONFERENCE	0- 0	0- 0		1- 3	
1- 0	0- 0		0- 0		HOME	0- 0	0- 0		1- 0	
0- 4	0- 0		0- 2		AWAY	0- 0	0- 0		0- 2	
0- 1	0- 0		0- 0		NEUTRAL	0- 0	0- 0		0- 1	
1- 3	0- 0		0- 0		CONFERENCE	0- 1	0- 0		1- 2	
0- 1	0- 0		0- 0		HOME	0- 1	0- 0		0- 0	
1- 2	0- 0		0- 0		AWAY	0- 0	0- 0		1- 2	
0- 0	0- 0		0- 0		NEUTRAL	0- 0	0- 0		0- 0	

RPI 1-25				RPI 26-50				RPI 51-100				RPI 101+				Team's RPI: 234	
RPI	S	Opponent	Score	RPI	S	Opponent	Score	RPI	S	Opponent	Score	RPI	S	Opponent	Score		
				31	A	Mississippi St.	46 80	80	H	Arkansas St.	57 77	171	A	Texas St.	64 70		
				42	A	Wichita St.	42 57					203	A	Stephen F. Austin	54 82		
												206	A	Georgia St.	72 80		
												208	H	McNeese St.	66 63		
												231	N	George Mason	53 65		
												267	A	Texas-Arlington	63 51		
												320	A	Alcorn	53 62		
<b>LAST 12 Division I GAMES:</b>																	
				231	N	George Mason	53 65	171	A	Texas St.	64 70						
				42	A	Wichita St.	42 57	267	A	Texas-Arlington	63 51						
				208	H	McNeese St.	66 63	80	H	Arkansas St.	57 77						
				320	A	Alcorn	53 62	206	A	Georgia St.	72 80						
				31	A	Mississippi St.	46 80										
				203	A	Stephen F. Austin	54 82										

Non-Div I Games:	Southern Ark.	78	67	LSU-Alexandria	94	49	William Carey	68	35
------------------	---------------	----	----	----------------	----	----	---------------	----	----

La.-Monroe

■ Loss, ■ Non-Conf, S Site, H Home A Away N Neutral

## Lafayette

Through Games Of Jan. 11, 2015

Average RPI Win:	239	WON-LOST	WINNING	LAST 10	STRENGTH OF	OPP. STRENGTH	TEAM	ADJ.	CONF.	ADJ CONF.
Average RPI Loss:	163	RECORD	PCT. RANK	GAMES	SCHEDULE	OF SCHEDULE	RPI	RPI	RPI	RPI
DIV. I ONLY	9- 6	116	6- 4	195	314	138	138	21	21	
DIV. I NON-CONF.	7- 4	108	5- 3	226	276	110	110	22	22	
TOTALS	RPI 1-25	RPI 26-50	W-L RECORDS	RPI 51-100	RPI 101-150	RPI 150+				
9- 6	0- 1	0- 1	OVERALL	1- 0	1- 0	7- 4				
6- 1	0- 0	0- 0	HOME	1- 0	1- 0	4- 1				
3- 5	0- 1	0- 1	AWAY	0- 0	0- 0	3- 3				
0- 0	0- 0	0- 0	NEUTRAL	0- 0	0- 0	0- 0				
7- 4	0- 1	0- 1	NON-CONFERENCE	1- 0	1- 0	5- 2				
4- 0	0- 0	0- 0	HOME	1- 0	1- 0	2- 0				
3- 4	0- 1	0- 1	AWAY	0- 0	0- 0	3- 2				
0- 0	0- 0	0- 0	NEUTRAL	0- 0	0- 0	0- 0				
2- 2	0- 0	0- 0	CONFERENCE	0- 0	0- 0	2- 2				
2- 1	0- 0	0- 0	HOME	0- 0	0- 0	2- 1				
0- 1	0- 0	0- 0	AWAY	0- 0	0- 0	0- 1				
0- 0	0- 0	0- 0	NEUTRAL	0- 0	0- 0	0- 0				

RPI 1-25				RPI 26-50				RPI 51-100				RPI 101+ Team's RPI: 138			
RPI	S	Opponent	Score	RPI	S	Opponent	Score	RPI	S	Opponent	Score	RPI	S	Opponent	Score
11	A	Louisville	61 102	36	A	Seton Hall	63 80	81	H	Penn	60 57	132	H	Hartford	74 59
												157	H	Bucknell	71 77
												191	H	Army	71 60
												207	A	Navy	52 65
												211	H	Delaware	63 52
												217	H	NJIT	66 50
												244	A	Stony Brook	58 60
												303	H	Boston U.	67 60
												324	A	Columbia	65 72
												330	A	St. Francis Brooklyn	73 51
												341	A	Rider	66 48
												344	A	Saint Peter's	49 34
LAST 12 Division I GAMES:															
244	A	Stony Brook	58 60	303	H	Boston U.	67 60								
36	A	Seton Hall	63 80	157	H	Bucknell	71 77								
330	A	St. Francis Brooklyn	73 51	207	A	Navy	52 65								
81	H	Penn	60 57	191	H	Army	71 60								
11	A	Louisville	61 102	344	A	Saint Peter's	49 34								
341	A	Rider	66 48	217	H	NJIT	66 50								

Non-Div I Games:

Lafayette

■ Loss, 
 ■ Non-Conf, 
 S Site, 
 ■ Home 
 ■ Away 
 N Neutral

Average RPI Win:	297	WON-LOST	WINNING	LAST 10	STRENGTH OF	OPP. STRENGTH	TEAM	ADJ.	CONF.	ADJ CONF.
Average RPI Loss:	186	RECORD	PCT. RANK	GAMES	SCHEDULE	OF SCHEDULE	RPI	RPI	RPI	RPI
DIV. I ONLY	2- 9	317	2- 5	239	318	302	302	29	29	
DIV. I NON-CONF.	0- 8	338	0- 6	135	265	324	324	29	29	
TOTALS	RPI 1-25	RPI 26-50	W-L RECORDS	RPI 51-100	RPI 101-150	RPI 150+				
2- 9	0- 0	0- 1	OVERALL	0- 0	0- 2	2- 6				
1- 2	0- 0	0- 0	HOME	0- 0	0- 1	1- 1				
1- 7	0- 0	0- 1	AWAY	0- 0	0- 1	1- 5				
0- 0	0- 0	0- 0	NEUTRAL	0- 0	0- 0	0- 0				
0- 8	0- 0	0- 1	NON-CONFERENCE	0- 0	0- 2	0- 5				
0- 2	0- 0	0- 0	HOME	0- 0	0- 1	0- 1				
0- 6	0- 0	0- 1	AWAY	0- 0	0- 1	0- 4				
0- 0	0- 0	0- 0	NEUTRAL	0- 0	0- 0	0- 0				
2- 1	0- 0	0- 0	CONFERENCE	0- 0	0- 0	2- 1				
1- 0	0- 0	0- 0	HOME	0- 0	0- 0	1- 0				
1- 1	0- 0	0- 0	AWAY	0- 0	0- 0	1- 1				
0- 0	0- 0	0- 0	NEUTRAL	0- 0	0- 0	0- 0				

RPI 1-25			RPI 26-50			RPI 51-100			RPI 101+			Team's RPI: 302
RPI	S	Opponent	Score	RPI	S	Opponent	Score	RPI	S	Opponent	Score	
				44	A	Oklahoma	73 100					
								118	A	TCU	68 72	
								133	H	La.-Lafayette	55 75	
								162	A	Wright St.	61 82	
								171	A	Texas St.	72 79	
								201	A	Tulsa	69 73	
								249	H	Nicholls St.	67 62	
								253	A	Rice	63 97	
								265	H	UTSA	40 72	
								323	A	A&M-Corpus Christi	51 56	
								345	A	New Orleans	64 54	
LAST 12 Division I GAMES:												
171	A	Texas St.	72 79	323	A	A&M-Corpus Christi	51 56					
265	H	UTSA	40 72	345	A	New Orleans	64 54					
44	A	Oklahoma	73 100	249	H	Nicholls St.	67 62					
201	A	Tulsa	69 73	253	A	Rice	63 97					
133	H	La.-Lafayette	55 75	162	A	Wright St.	61 82					
				118	A	TCU	68 72					

Non-Div I Games:      Huston-Tillotson    95    47      St. Thomas (TX)    67    35      Ohio Valley      93    42

Lamar

Loss, Non-Conf, S Site, H Home A Away N Neutral

Average RPI Win: <b>222</b>	WON-LOST	WINNING	LAST 10	STRENGTH OF	OPP. STRENGTH	TEAM	ADJ.	CONF.	ADJ CONF.
Average RPI Loss: <b>122</b>	RECORD	PCT. RANK	GAMES	SCHEDULE	OF SCHEDULE	RPI	RPI	RPI	RPI
DIV. I ONLY	10- 3	45	7- 3	299	112	103	103	21	21
DIV. I NON-CONF.	7- 2	48	6- 2	236	59	72	72	22	22
TOTALS	RPI 1-25	RPI 26-50	W-L RECORDS	RPI 51-100	RPI 101-150	RPI 150+			
10- 3	0- 1	0- 0	OVERALL	1- 1	1- 0	8- 1			
3- 1	0- 0	0- 0	HOME	1- 1	0- 0	2- 0			
6- 2	0- 1	0- 0	AWAY	0- 0	1- 0	5- 1			
1- 0	0- 0	0- 0	NEUTRAL	0- 0	0- 0	1- 0			
7- 2	0- 1	0- 0	NON-CONFERENCE	1- 1	1- 0	5- 0			
1- 1	0- 0	0- 0	HOME	1- 1	0- 0	0- 0			
5- 1	0- 1	0- 0	AWAY	0- 0	1- 0	4- 0			
1- 0	0- 0	0- 0	NEUTRAL	0- 0	0- 0	1- 0			
3- 1	0- 0	0- 0	CONFERENCE	0- 0	0- 0	3- 1			
2- 0	0- 0	0- 0	HOME	0- 0	0- 0	2- 0			
1- 1	0- 0	0- 0	AWAY	0- 0	0- 0	1- 1			
0- 0	0- 0	0- 0	NEUTRAL	0- 0	0- 0	0- 0			

RPI 1-25				RPI 26-50				RPI 51-100				RPI 101+ Team's RPI: 103			
RPI	S	Opponent	Score	RPI	S	Opponent	Score	RPI	S	Opponent	Score	RPI	S	Opponent	Score
5	A	Arizona St.	61 <b>81</b>					63	H	Hampton	85 67	119	A	Saint Joseph's	73 71
								89	H	Duquesne	75 <b>82</b>	191	H	Army	63 51
												200	A	Sacred Heart	85 77
												217	A	NJIT	74 54
												219	A	Monmouth	82 70
												269	A	Colgate	86 68
												273	A	Loyola Maryland	52 <b>64</b>
												294	N	Eastern Ill.	72 69
												303	H	Boston U.	85 64
												344	A	Saint Peter's	70 58
LAST 12 Division I GAMES:															
273	A	Loyola Maryland	52 <b>64</b>	191	H	Army	63 51								
119	A	Saint Joseph's	73 71	303	H	Boston U.	85 64								
63	H	Hampton	85 67	269	A	Colgate	86 68								
200	A	Sacred Heart	85 77	89	H	Duquesne	75 <b>82</b>								
344	A	Saint Peter's	70 58	294	N	Eastern Ill.	72 69								
217	A	NJIT	74 54	5	A	Arizona St.	61 <b>81</b>								

Non-Div I Games: East Stroudsburg 77 53

Lehigh

■ Loss, 
 ■ Non-Conf, 
 ■ S Site, 
 ■ H Home 
 ■ A Away 
 N Neutral



Average RPI Win:	226	WON-LOST	WINNING	LAST 10	STRENGTH OF	OPP. STRENGTH	TEAM	ADJ.	CONF.	ADJ CONF.
Average RPI Loss:	69	RECORD	PCT. RANK	GAMES	SCHEDULE	OF SCHEDULE	RPI	RPI	RPI	RPI
DIV. I ONLY	10- 5	83	1- 0	151	162	83	83	31	31	
DIV. I NON-CONF.	4- 5	187	1- 0	67	15	95	95	32	32	
TOTALS	RPI 1-25	RPI 26-50	W-L RECORDS	RPI 51-100	RPI 101-150	RPI 150+				
10- 5	0- 1	0- 1	OVERALL	0- 2	3- 0	7- 1				
5- 1	0- 0	0- 0	HOME	0- 0	3- 0	2- 1				
4- 3	0- 0	0- 1	AWAY	0- 2	0- 0	4- 0				
1- 1	0- 1	0- 0	NEUTRAL	0- 0	0- 0	1- 0				
4- 5	0- 1	0- 1	NON-CONFERENCE	0- 2	2- 0	2- 1				
2- 1	0- 0	0- 0	HOME	0- 0	2- 0	0- 1				
1- 3	0- 0	0- 1	AWAY	0- 2	0- 0	1- 0				
1- 1	0- 1	0- 0	NEUTRAL	0- 0	0- 0	1- 0				
6- 0	0- 0	0- 0	CONFERENCE	0- 0	1- 0	5- 0				
3- 0	0- 0	0- 0	HOME	0- 0	1- 0	2- 0				
3- 0	0- 0	0- 0	AWAY	0- 0	0- 0	3- 0				
0- 0	0- 0	0- 0	NEUTRAL	0- 0	0- 0	0- 0				

RPI 1-25				RPI 26-50				RPI 51-100 Team's RPI: 83				RPI 101+			
RPI	S	Opponent	Score	RPI	S	Opponent	Score	RPI	S	Opponent	Score	RPI	S	Opponent	Score
7	N	South Carolina	44 84	26	A	Minnesota	60 74	58	A	North Carolina St.	64 67	114	H	VCU	69 53
								74	A	Elon	62 73	119	H	Saint Joseph's	76 75
												141	H	High Point	64 47
												181	H	Charlotte	77 79
												206	A	Georgia St.	73 71
												223	H	Presbyterian	59 42
												235	A	Radford	72 63
												242	N	Penn St.	80 68
												304	H	Gardner-Webb	56 47
												337	A	Coastal Caro.	66 47
												342	A	UNC Asheville	67 55
LAST 12 Division I GAMES:															
206	A	Georgia St.	73 71	337	A	Coastal Caro.	66 47								
58	A	North Carolina St.	64 67	223	H	Presbyterian	59 42								
304	H	Gardner-Webb	56 47	141	H	High Point	64 47								
235	A	Radford	72 63	342	A	UNC Asheville	67 55								
242	N	Penn St.	80 68	7	N	South Carolina	44 84								
74	A	Elon	62 73	26	A	Minnesota	60 74								

Non-Div I Games:

Liberty

■ Loss, 
 ■ Non-Conf, 
 ■ S Site, 
 ■ H Home 
 ■ A Away 
 N Neutral

Average RPI Win:	266	WON-LOST	WINNING	LAST 10	STRENGTH OF	OPP. STRENGTH	TEAM	ADJ.	CONF.	ADJ CONF.
Average RPI Loss:	175	RECORD	PCT. RANK	GAMES	SCHEDULE	OF SCHEDULE	RPI	RPI	RPI	RPI
DIV. I ONLY	4- 10	269	0- 1	263	267	297	297	13	13	
DIV. I NON-CONF.	4- 9	243	0- 1	277	246	295	295	13	13	
TOTALS	RPI 1-25	RPI 26-50	W-L RECORDS	RPI 51-100	RPI 101-150	RPI 150+				
4- 10	0- 1	0- 0	OVERALL	0- 1	0- 1	4- 7				
3- 4	0- 1	0- 0	HOME	0- 0	0- 0	3- 3				
1- 5	0- 0	0- 0	AWAY	0- 1	0- 1	1- 3				
0- 1	0- 0	0- 0	NEUTRAL	0- 0	0- 0	0- 1				
4- 9	0- 1	0- 0	NON-CONFERENCE	0- 1	0- 1	4- 6				
3- 3	0- 1	0- 0	HOME	0- 0	0- 0	3- 2				
1- 5	0- 0	0- 0	AWAY	0- 1	0- 1	1- 3				
0- 1	0- 0	0- 0	NEUTRAL	0- 0	0- 0	0- 1				
0- 1	0- 0	0- 0	CONFERENCE	0- 0	0- 0	0- 1				
0- 1	0- 0	0- 0	HOME	0- 0	0- 0	0- 1				
0- 0	0- 0	0- 0	AWAY	0- 0	0- 0	0- 0				
0- 0	0- 0	0- 0	NEUTRAL	0- 0	0- 0	0- 0				

RPI 1-25				RPI 26-50				RPI 51-100				RPI 101+ Team's RPI: 297			
RPI	S	Opponent	Score	RPI	S	Opponent	Score	RPI	S	Opponent	Score	RPI	S	Opponent	Score
2	H	Tennessee	51 85					70	A	Georgia Tech	53 71	120	A	Xavier	38 62
												162	H	Wright St.	66 79
												176	N	Harvard	63 84
												199	A	Belmont	60 80
												209	A	Morehead St.	61 59
												210	H	Northern Ky.	70 81
												225	H	Tennessee St.	55 73
												270	A	UAB	54 72
												272	H	Jackson St.	72 45
												276	H	Ga. Southern	80 74
												308	H	Tennessee Tech	72 53
												311	A	Murray St.	71 74
LAST 12 Division I GAMES:															
176	N	Harvard	63 84	210	H	Northern Ky.	70 81								
199	A	Belmont	60 80	70	A	Georgia Tech	53 71								
209	A	Morehead St.	61 59	120	A	Xavier	38 62								
311	A	Murray St.	71 74	308	H	Tennessee Tech	72 53								
225	H	Tennessee St.	55 73	272	H	Jackson St.	72 45								
270	A	UAB	54 72	2	H	Tennessee	51 85								

Non-Div I Games: Trevecca Nazarene 95 71

Lipscomb

■ Loss, 
■ Non-Conf, 
■ S Site, 
■ H Home 
■ A Away 
N Neutral

Average RPI Win:	161	WON-LOST	WINNING	LAST 10	STRENGTH OF	OPP. STRENGTH	TEAM	ADJ.	CONF.	ADJ CONF.
Average RPI Loss:	53	RECORD	PCT. RANK	GAMES	SCHEDULE	OF SCHEDULE	RPI	RPI	RPI	RPI
DIV. I ONLY	14- 1	6	10- 0	184	21	45	45	14	14	
DIV. I NON-CONF.	12- 1	7	9- 0	143	27	34	34	14	14	
TOTALS	RPI 1-25	RPI 26-50	W-L RECORDS	RPI 51-100	RPI 101-150	RPI 150+				
14- 1	0- 0	1- 0	OVERALL	3- 1	4- 0	6- 0				
9- 1	0- 0	1- 0	HOME	2- 1	2- 0	4- 0				
4- 0	0- 0	0- 0	AWAY	1- 0	1- 0	2- 0				
1- 0	0- 0	0- 0	NEUTRAL	0- 0	1- 0	0- 0				
12- 1	0- 0	1- 0	NON-CONFERENCE	2- 1	4- 0	5- 0				
7- 1	0- 0	1- 0	HOME	1- 1	2- 0	3- 0				
4- 0	0- 0	0- 0	AWAY	1- 0	1- 0	2- 0				
1- 0	0- 0	0- 0	NEUTRAL	0- 0	1- 0	0- 0				
2- 0	0- 0	0- 0	CONFERENCE	1- 0	0- 0	1- 0				
2- 0	0- 0	0- 0	HOME	1- 0	0- 0	1- 0				
0- 0	0- 0	0- 0	AWAY	0- 0	0- 0	0- 0				
0- 0	0- 0	0- 0	NEUTRAL	0- 0	0- 0	0- 0				

RPI 1-25				RPI 26-50				Team's RPI: 45				RPI 51-100				RPI 101+			
RPI	S	Opponent	Score	RPI	S	Opponent	Score	RPI	S	Opponent	Score	RPI	S	Opponent	Score	RPI	S	Opponent	Score
				27	H	California	58 56					53	H	Southern California	85 90	121	H	LSU	59 44
												55	H	Pacific	53 43	124	N	Boise St.	68 50
												91	H	UC Davis	63 60	145	A	Pepperdine	78 69
												98	A	Colorado	62 56	149	H	San Francisco	70 58
																170	H	Fla. Atlantic	85 60
																187	A	San Diego St.	74 62
																233	A	Portland St.	62 58
																262	H	UC Irvine	57 40
																291	H	LIU Brooklyn	71 63
																300	H	Seattle	85 73
LAST 12 Division I GAMES:																			
				91	H	UC Davis	63 60					262	H	UC Irvine	57 40				
				27	H	California	58 56					98	A	Colorado	62 56				
				149	H	San Francisco	70 58					291	H	LIU Brooklyn	71 63				
				145	A	Pepperdine	78 69					55	H	Pacific	53 43				
				233	A	Portland St.	62 58					170	H	Fla. Atlantic	85 60				
				124	N	Boise St.	68 50					121	H	LSU	59 44				

Non-Div I Games: Alas. Anchorage 69 60

Long Beach St.

■ Loss, 
 ■ Non-Conf, S Site, 
 ■ Home 
 ■ Away 
 N Neutral

Average RPI Win:	321	WON-LOST	WINNING	LAST 10	STRENGTH OF	OPP. STRENGTH	TEAM	ADJ.	CONF.	ADJ CONF.
Average RPI Loss:	197	RECORD	PCT. RANK	GAMES	SCHEDULE	OF SCHEDULE	RPI	RPI	RPI	RPI
DIV. I ONLY	2- 14	332	2- 8	254	332	340	340	31	31	
DIV. I NON-CONF.	0- 9	338	0- 5	180	219	333	333	32	32	
TOTALS	RPI 1-25	RPI 26-50	W-L RECORDS	RPI 51-100	RPI 101-150	RPI 150+				
2- 14	0- 0	0- 0	OVERALL	0- 2	0- 2	2- 10				
2- 5	0- 0	0- 0	HOME	0- 0	0- 0	2- 5				
0- 9	0- 0	0- 0	AWAY	0- 0	0- 2	0- 0				
0- 0	0- 0	0- 0	NEUTRAL	0- 0	0- 0	0- 0				
0- 9	0- 0	0- 0	NON-CONFERENCE	0- 2	0- 1	0- 6				
0- 2	0- 0	0- 0	HOME	0- 0	0- 0	0- 2				
0- 7	0- 0	0- 0	AWAY	0- 2	0- 1	0- 4				
0- 0	0- 0	0- 0	NEUTRAL	0- 0	0- 0	0- 0				
2- 5	0- 0	0- 0	CONFERENCE	0- 0	0- 1	2- 4				
2- 3	0- 0	0- 0	HOME	0- 0	0- 0	2- 3				
0- 2	0- 0	0- 0	AWAY	0- 0	0- 1	0- 1				
0- 0	0- 0	0- 0	NEUTRAL	0- 0	0- 0	0- 0				

RPI 1-25				RPI 26-50				RPI 51-100				RPI 101+ Team's RPI: 340					
RPI	S	Opponent	Score	RPI	S	Opponent	Score	RPI	S	Opponent	Score	RPI	S	Opponent	Score		
								88	A	Virginia	49	91	101	A	Richmond	50	80
								96	A	Clemson	56	72	141	A	High Point	60	81
													159	A	Wake Forest	60	64
													182	A	Virginia Tech	42	74
													188	A	Florida	46	91
													214	A	William & Mary	55	90
													218	A	Winthrop	48	81
													231	H	George Mason	61	83
													235	H	Radford	60	78
													274	H	Campbell	58	65
													287	H	UNC Greensboro	64	70
													304	H	Gardner-Webb	63	59
													337	H	Coastal Caro.	78	74
													342	H	UNC Asheville	44	60
LAST 12 Division I GAMES:																	
235	H	Radford	60	78	337	H	Coastal Caro.	78	74								
88	A	Virginia	49	91	274	H	Campbell	58	65								
342	H	UNC Asheville	44	60	218	A	Winthrop	48	81								
182	A	Virginia Tech	42	74	304	H	Gardner-Webb	63	59								
141	A	High Point	60	81	231	H	George Mason	61	83								
214	A	William & Mary	55	90	96	A	Clemson	56	72								

Non-Div I Games:

Longwood

■ Loss, 
 ■ Non-Conf, 
 ■ S Site, 
 ■ H Home 
 ■ A Away 
 N Neutral

Average RPI Win:	242	WON-LOST	WINNING	LAST 10	STRENGTH OF	OPP. STRENGTH	TEAM	ADJ.	CONF.	ADJ CONF.
Average RPI Loss:	129	RECORD	PCT. RANK	GAMES	SCHEDULE	OF SCHEDULE	RPI	RPI	RPI	RPI
DIV. I ONLY	6- 7	190	0- 1	136	256	147	147	18	18	
DIV. I NON-CONF.	4- 6	206	0- 1	157	213	141	141	18	18	
TOTALS	RPI 1-25	RPI 26-50	W-L RECORDS	RPI 51-100	RPI 101-150	RPI 150+				
6- 7	0- 0	0- 1	OVERALL	0- 1	0- 2	6- 3				
3- 1	0- 0	0- 0	HOME	0- 0	0- 0	3- 1				
2- 6	0- 0	0- 0	AWAY	0- 1	0- 1	2- 0				
1- 0	0- 0	0- 0	NEUTRAL	0- 0	0- 0	1- 0				
4- 6	0- 0	0- 1	NON-CONFERENCE	0- 1	0- 2	4- 2				
1- 0	0- 0	0- 0	HOME	0- 0	0- 0	1- 0				
2- 6	0- 0	0- 1	AWAY	0- 1	0- 2	2- 2				
1- 0	0- 0	0- 0	NEUTRAL	0- 0	0- 0	1- 0				
2- 1	0- 0	0- 0	CONFERENCE	0- 0	0- 0	2- 1				
2- 1	0- 0	0- 0	HOME	0- 0	0- 0	2- 1				
0- 0	0- 0	0- 0	AWAY	0- 0	0- 0	0- 0				
0- 0	0- 0	0- 0	NEUTRAL	0- 0	0- 0	0- 0				

RPI 1-25				RPI 26-50				RPI 51-100				RPI 101+				Team's RPI: 147	
RPI	S	Opponent	Score	RPI	S	Opponent	Score	RPI	S	Opponent	Score	RPI	S	Opponent	Score		
				31	A	Mississippi St.	77 81	70	A	Georgia Tech	81 96	121	A	LSU	59 73		
												133	A	La.-Lafayette	55 58		
												163	H	Southern Miss.	77 79		
												167	A	Northwestern St.	57 69		
												176	N	Harvard	83 64		
												203	A	Stephen F. Austin	76 69		
												215	A	Utah	52 67		
												243	H	UTEP	90 72		
												249	H	Nicholls St.	80 62		
												265	H	UTSA	79 74		
												318	A	Alabama A&M	70 68		
LAST 12 Division I GAMES:																	
				70	A	Georgia Tech	81 96	265	H	UTSA	79 74						
				31	A	Mississippi St.	77 81	243	H	UTEP	90 72						
				121	A	LSU	59 73	163	H	Southern Miss.	77 79						
				318	A	Alabama A&M	70 68	176	N	Harvard	83 64						
				133	A	La.-Lafayette	55 58	215	A	Utah	52 67						
				167	A	Northwestern St.	57 69	249	H	Nicholls St.	80 62						

Non-Div I Games: Loyola (LA) 75 61

Louisiana Tech

■ Loss, 
 ■ Non-Conf, 
 ■ S Site, 
 ■ H Home 
 ■ A Away 
 N Neutral

## Louisville

Through Games Of Jan. 11, 2015

Average RPI Win:	141	WON-LOST	WINNING	LAST 10	STRENGTH OF	OPP. STRENGTH	TEAM	ADJ.	CONF.	ADJ CONF.
Average RPI Loss:	3	RECORD	PCT. RANK	GAMES	SCHEDULE	OF SCHEDULE	RPI	RPI	RPI	RPI
DIV. I ONLY	15- 1	4	9- 1	33	39	11	11	2	2	
DIV. I NON-CONF.	12- 1	7	8- 1	74	43	18	18	2	2	
TOTALS	RPI 1-25	RPI 26-50	W-L RECORDS	RPI 51-100	RPI 101-150	RPI 150+				
15- 1	2- 1	2- 0	OVERALL	1- 0	3- 0	7- 0				
9- 1	2- 1	0- 0	HOME	1- 0	3- 0	3- 0				
6- 0	0- 0	2- 0	AWAY	0- 0	0- 0	4- 0				
0- 0	0- 0	0- 0	NEUTRAL	0- 0	0- 0	0- 0				
12- 1	2- 1	1- 0	NON-CONFERENCE	0- 0	3- 0	6- 0				
8- 1	2- 1	0- 0	HOME	0- 0	3- 0	3- 0				
4- 0	0- 0	1- 0	AWAY	0- 0	0- 0	3- 0				
0- 0	0- 0	0- 0	NEUTRAL	0- 0	0- 0	0- 0				
3- 0	0- 0	1- 0	CONFERENCE	1- 0	0- 0	1- 0				
1- 0	0- 0	0- 0	HOME	1- 0	0- 0	0- 0				
2- 0	0- 0	1- 0	AWAY	0- 0	0- 0	1- 0				
0- 0	0- 0	0- 0	NEUTRAL	0- 0	0- 0	0- 0				

RPI	S	Opponent	Score	RPI	S	Opponent	Score	RPI	S	Opponent	Score	RPI	S	Opponent	Score
3	H	Kentucky	68 77	27	A	California	70 57	70	H	Georgia Tech	75 48	136	H	Old Dominion	100 46
14	H	Western Ky.	89 67	48	A	Pittsburgh	63 57					138	H	Lafayette	102 61
20	H	Iowa	86 52									150	H	Ball St.	69 56
												159	A	Wake Forest	79 68
												183	H	Evansville	73 51
												196	H	UT Martin	77 43
												199	H	Belmont	95 35
												236	A	Valparaiso	86 59
												252	A	IUPUI	89 69
												289	A	Grand Canyon	65 51
LAST 12 Division I GAMES:															
159	A	Wake Forest	79 68	48	A	Pittsburgh	63 57	70	H	Georgia Tech	75 48	183	H	Evansville	73 51
3	H	Kentucky	68 77	27	A	California	70 57	289	A	Grand Canyon	65 51	136	H	Old Dominion	100 46
20	H	Iowa	86 52												
236	A	Valparaiso	86 59												
138	H	Lafayette	102 61												
14	H	Western Ky.	89 67												

Non-Div I Games:

Louisville

■ Loss, 
 ■ Non-Conf, S Site, 
 ■ Home 
 ■ Away 
 N Neutral

## Loyola Chicago

Through Games Of Jan. 11, 2015

Average RPI Win:	252	WON-LOST	WINNING	LAST 10	STRENGTH OF	OPP. STRENGTH	TEAM	ADJ.	CONF.	ADJ CONF.
Average RPI Loss:	132	RECORD	PCT. RANK	GAMES	SCHEDULE	OF SCHEDULE	RPI	RPI	RPI	RPI
DIV. I ONLY	2- 13	329	0- 10	68	260	261	261	16	16	
DIV. I NON-CONF.	2- 9	297	1- 7	73	264	247	247	15	15	
TOTALS	RPI 1-25	RPI 26-50	W-L RECORDS	RPI 51-100	RPI 101-150	RPI 150+				
2- 13	0- 0	0- 1	OVERALL	0- 4	0- 4	2- 4				
1- 6	0- 0	0- 0	HOME	0- 2	0- 3	1- 1				
1- 7	0- 0	0- 1	AWAY	0- 2	0- 1	1- 3				
0- 0	0- 0	0- 0	NEUTRAL	0- 0	0- 0	0- 0				
2- 9	0- 0	0- 1	NON-CONFERENCE	0- 3	0- 2	2- 3				
1- 4	0- 0	0- 0	HOME	0- 2	0- 1	1- 1				
1- 5	0- 0	0- 1	AWAY	0- 1	0- 1	1- 2				
0- 0	0- 0	0- 0	NEUTRAL	0- 0	0- 0	0- 0				
0- 4	0- 0	0- 0	CONFERENCE	0- 1	0- 2	0- 1				
0- 2	0- 0	0- 0	HOME	0- 0	0- 2	0- 0				
0- 2	0- 0	0- 0	AWAY	0- 1	0- 0	0- 1				
0- 0	0- 0	0- 0	NEUTRAL	0- 0	0- 0	0- 0				

RPI 1-25			RPI 26-50			RPI 51-100			RPI 101+			Team's RPI: 261
RPI	S	Opponent	Score	RPI	S	Opponent	Score	RPI	S	Opponent	Score	Score
				35	A	Northwestern	33 70	64	A	Indiana St.	37 64	102 H DePaul 84 109
								70	H	Georgia Tech	57 92	123 A Missouri 45 56
								87	H	Michigan St.	38 90	127 H UNI 58 75
								92	A	Dartmouth	58 70	144 H Drake 60 86
												154 A Ill.-Chicago 28 63
												183 A Evansville 38 63
												210 A Northern Ky. 45 38
												270 H UAB 51 61
												271 A Marquette 71 86
												294 H Eastern Ill. 63 52
LAST 12 Division I GAMES:												
				64	A	Indiana St.	37 64	183	A	Evansville	38 63	
				87	H	Michigan St.	38 90	127	H	UNI	58 75	
				35	A	Northwestern	33 70	144	H	Drake	60 86	
				123	A	Missouri	45 56	154	A	Ill.-Chicago	28 63	
				294	H	Eastern Ill.	63 52	92	A	Dartmouth	58 70	
				270	H	UAB	51 61	102	H	DePaul	84 109	

Non-Div I Games:

Loyola Chicago

■ Loss, 
 ■ Non-Conf, S Site, 
 ■ Home 
 ■ Away 
 N Neutral

Loyola Maryland

Through Games Of Jan. 11, 2015

Average RPI Win:	243	WON-LOST	WINNING	LAST 10	STRENGTH OF	OPP. STRENGTH	TEAM	ADJ.	CONF.	ADJ CONF.
Average RPI Loss:	142	RECORD	PCT. RANK	GAMES	SCHEDULE	OF SCHEDULE	RPI	RPI	RPI	RPI
DIV. I ONLY	4- 11	278	4- 6	140	221	273	273	21	21	
DIV. I NON-CONF.	2- 9	297	2- 6	225	169	317	317	22	22	
TOTALS	RPI 1-25	RPI 26-50	W-L RECORDS	RPI 51-100	RPI 101-150	RPI 150+				
4- 11	0- 2	0- 1	OVERALL	0- 2	1- 1	3- 5				
4- 4	0- 1	0- 0	HOME	0- 1	1- 1	3- 1				
0- 7	0- 1	0- 1	AWAY	0- 1	0- 0	0- 4				
0- 0	0- 0	0- 0	NEUTRAL	0- 0	0- 0	0- 0				
2- 9	0- 2	0- 1	NON-CONFERENCE	0- 1	0- 1	2- 4				
2- 4	0- 1	0- 0	HOME	0- 1	0- 1	2- 1				
0- 5	0- 1	0- 1	AWAY	0- 0	0- 0	0- 3				
0- 0	0- 0	0- 0	NEUTRAL	0- 0	0- 0	0- 0				
2- 2	0- 0	0- 0	CONFERENCE	0- 1	1- 0	1- 1				
2- 0	0- 0	0- 0	HOME	0- 0	1- 0	1- 0				
0- 2	0- 0	0- 0	AWAY	0- 1	0- 0	0- 1				
0- 0	0- 0	0- 0	NEUTRAL	0- 0	0- 0	0- 0				

RPI 1-25				RPI 26-50				RPI 51-100				RPI 101+ Team's RPI: 273			
RPI	S	Opponent	Score	RPI	S	Opponent	Score	RPI	S	Opponent	Score	RPI	S	Opponent	Score
6	A	Maryland	43 65	48	A	Pittsburgh	46 84	77	A	American	50 62	103	H	Lehigh	64 52
17	H	George Washington	49 72					86	H	East Carolina	33 82	128	H	Cornell	61 79
												191	A	Army	44 55
												198	H	Towson	50 63
												207	H	Navy	55 49
												214	A	William & Mary	71 72
												275	A	Georgetown	44 71
												317	H	Mt. St. Mary's	56 49
												322	A	UMBC	58 81
												344	H	Saint Peter's	59 49
LAST 12 Division I GAMES:															
103	H	Lehigh	64 52	77	A	American	50 62	191	A	Army	44 55				
86	H	East Carolina	33 82	207	H	Navy	55 49	17	H	George Washington	49 72				
317	H	Mt. St. Mary's	56 49	128	H	Cornell	61 79	344	H	Saint Peter's	59 49				
198	H	Towson	50 63												
48	A	Pittsburgh	46 84												
6	A	Maryland	43 65												

Non-Div I Games:

Loyola Maryland

Loss, Non-Conf, S Site, H Home A Away N Neutral



Average RPI Win:	275	WON-LOST	WINNING	LAST 10	STRENGTH OF	OPP. STRENGTH	TEAM	ADJ.	CONF.	ADJ CONF.
Average RPI Loss:	138	RECORD	PCT. RANK	GAMES	SCHEDULE	OF SCHEDULE	RPI	RPI	RPI	RPI
DIV. I ONLY	2- 14	332	0- 10	75	276	281	281	7	7	
DIV. I NON-CONF.	2- 9	297	1- 6	172	319	315	315	7	7	
TOTALS	RPI 1-25	RPI 26-50	W-L RECORDS	RPI 51-100	RPI 101-150	RPI 150+				
2- 14	0- 0	0- 0	OVERALL	0- 7	0- 2	2- 5				
2- 6	0- 0	0- 0	HOME	0- 3	0- 1	2- 2				
0- 8	0- 0	0- 0	AWAY	0- 4	0- 1	0- 3				
0- 0	0- 0	0- 0	NEUTRAL	0- 0	0- 0	0- 0				
2- 9	0- 0	0- 0	NON-CONFERENCE	0- 3	0- 1	2- 5				
2- 4	0- 0	0- 0	HOME	0- 1	0- 1	2- 2				
0- 5	0- 0	0- 0	AWAY	0- 2	0- 0	0- 3				
0- 0	0- 0	0- 0	NEUTRAL	0- 0	0- 0	0- 0				
0- 5	0- 0	0- 0	CONFERENCE	0- 4	0- 1	0- 0				
0- 2	0- 0	0- 0	HOME	0- 2	0- 0	0- 0				
0- 3	0- 0	0- 0	AWAY	0- 2	0- 1	0- 0				
0- 0	0- 0	0- 0	NEUTRAL	0- 0	0- 0	0- 0				

RPI 1-25				RPI 26-50				RPI 51-100				RPI 101+				Team's RPI: 281	
RPI	S	Opponent	Score	RPI	S	Opponent	Score	RPI	S	Opponent	Score	RPI	S	Opponent	Score		
								53	A	Southern California	54	96	116	H	UC Riverside	55	81
								55	A	Pacific	69	89	145	A	Pepperdine	91	98
								56	H	Washington St.	60	87	152	H	Hawaii	76	85
								62	A	St. Mary's (CA)	71	72	202	H	Cal Poly	79	87
								68	A	Oklahoma St.	65	76	248	A	UNLV	76	91
								79	H	San Diego	59	67	270	H	UAB	66	61
								82	H	BYU	63	71	279	H	Bowling Green	51	48
													300	A	Seattle	57	62
													315	A	Northern Ariz.	64	82
LAST 12 Division I GAMES:																	
79	H	San Diego	59	67	82	H	BYU	63	71								
53	A	Southern California	54	96	62	A	St. Mary's (CA)	71	72								
116	H	UC Riverside	55	81	55	A	Pacific	69	89								
300	A	Seattle	57	62	145	A	Pepperdine	91	98								
315	A	Northern Ariz.	64	82	56	H	Washington St.	60	87								
279	H	Bowling Green	51	48	152	H	Hawaii	76	85								

Non-Div I Games:

Loyola Marymount

■ Loss, 
 ■ Non-Conf, 
 ■ S Site, 
 ■ H Home 
 ■ A Away 
 N Neutral

## Maine

Through Games Of Jan. 11, 2015

Average RPI Win:	184	WON-LOST	WINNING	LAST 10	STRENGTH OF	OPP. STRENGTH	TEAM	ADJ.	CONF.	ADJ CONF.
Average RPI Loss:	121	RECORD	PCT. RANK	GAMES	SCHEDULE	OF SCHEDULE	RPI	RPI	RPI	RPI
DIV. I ONLY	9- 6	116	7- 3	165	122	122	122	23	23	
DIV. I NON-CONF.	8- 5	124	7- 3	183	141	127	127	24	24	
TOTALS	RPI 1-25	RPI 26-50	W-L RECORDS	RPI 51-100	RPI 101-150	RPI 150+				
9- 6	0- 1	0- 0	OVERALL	1- 1	2- 2	6- 2				
6- 2	0- 0	0- 0	HOME	1- 1	1- 0	4- 1				
3- 3	0- 0	0- 0	AWAY	0- 0	1- 2	2- 1				
0- 1	0- 1	0- 0	NEUTRAL	0- 0	0- 0	0- 0				
8- 5	0- 1	0- 0	NON-CONFERENCE	1- 0	1- 2	6- 2				
6- 1	0- 0	0- 0	HOME	1- 0	1- 0	4- 1				
2- 3	0- 0	0- 0	AWAY	0- 0	0- 2	2- 1				
0- 1	0- 1	0- 0	NEUTRAL	0- 0	0- 0	0- 0				
1- 1	0- 0	0- 0	CONFERENCE	0- 1	1- 0	0- 0				
0- 1	0- 0	0- 0	HOME	0- 1	0- 0	0- 0				
1- 0	0- 0	0- 0	AWAY	0- 0	1- 0	0- 0				
0- 0	0- 0	0- 0	NEUTRAL	0- 0	0- 0	0- 0				

RPI 1-25				RPI 26-50				RPI 51-100				RPI 101+ Team's RPI: 122			
RPI	S	Opponent	Score	RPI	S	Opponent	Score	RPI	S	Opponent	Score	RPI	S	Opponent	Score
10	N	North Carolina	36 65					71	H	Albany (NY)	43 49	106	H	Boston College	69 64
								92	H	Dartmouth	53 38	132	A	Hartford	68 57
												135	A	Bryant	52 65
												143	A	Yale	55 57
												153	A	Central Conn. St.	72 58
												165	A	Massachusetts	60 68
												176	H	Harvard	65 46
												200	H	Sacred Heart	58 59
												214	A	William & Mary	54 51
												239	H	Northeastern	60 51
												254	H	Brown	58 53
												291	H	LIU Brooklyn	65 59
LAST 12 Division I GAMES:															
132	A	Hartford	68 57	143	A	Yale	55 57								
176	H	Harvard	65 46	71	H	Albany (NY)	43 49								
153	A	Central Conn. St.	72 58	214	A	William & Mary	54 51								
106	H	Boston College	69 64	10	N	North Carolina	36 65								
254	H	Brown	58 53	239	H	Northeastern	60 51								
200	H	Sacred Heart	58 59	92	H	Dartmouth	53 38								

Non-Div I Games:

Maine

■ Loss, 
 ■ Non-Conf, 
 S Site, 
 ■ Home 
 ■ Away 
 N Neutral

Average RPI Win:	291	WON-LOST	WINNING	LAST 10	STRENGTH OF	OPP. STRENGTH	TEAM	ADJ.	CONF.	ADJ CONF.
Average RPI Loss:	174	RECORD	PCT. RANK	GAMES	SCHEDULE	OF SCHEDULE	RPI	RPI	RPI	RPI
DIV. I ONLY	2- 12	324	1- 9	235	311	325	325	25	25	
DIV. I NON-CONF.	1- 8	322	0- 7	111	314	281	281	23	23	
TOTALS	RPI 1-25	RPI 26-50	W-L RECORDS	RPI 51-100	RPI 101-150	RPI 150+				
2- 12	0- 0	0- 0	OVERALL	0- 3	0- 0	2- 9				
1- 7	0- 0	0- 0	HOME	0- 1	0- 0	1- 6				
1- 5	0- 0	0- 0	AWAY	0- 2	0- 0	1- 3				
0- 0	0- 0	0- 0	NEUTRAL	0- 0	0- 0	0- 0				
1- 8	0- 0	0- 0	NON-CONFERENCE	0- 3	0- 0	1- 5				
0- 5	0- 0	0- 0	HOME	0- 1	0- 0	0- 4				
1- 3	0- 0	0- 0	AWAY	0- 2	0- 0	1- 1				
0- 0	0- 0	0- 0	NEUTRAL	0- 0	0- 0	0- 0				
1- 4	0- 0	0- 0	CONFERENCE	0- 0	0- 0	1- 4				
1- 2	0- 0	0- 0	HOME	0- 0	0- 0	1- 2				
0- 2	0- 0	0- 0	AWAY	0- 0	0- 0	0- 2				
0- 0	0- 0	0- 0	NEUTRAL	0- 0	0- 0	0- 0				

RPI 1-25				RPI 26-50				RPI 51-100				RPI 101+				Team's RPI: 325	
RPI	S	Opponent	Score	RPI	S	Opponent	Score	RPI	S	Opponent	Score	RPI	S	Opponent	Score		
								76	A	Fordham	41	70	160	H	New Hampshire	54	58
								77	H	American	52	60	166	H	Buffalo	58	68
								85	A	Ohio	58	82	173	A	Niagara	36	64
													177	A	La Salle	48	61
													186	H	Iona	62	79
													191	H	Army	49	81
													240	A	Holy Cross	66	60
													246	A	Canisius	44	55
													246	H	Canisius	45	56
													305	H	Fairleigh Dickinson	54	73
													341	H	Rider	55	52
LAST 12 Division I GAMES:																	
				186	H	Iona	62	79					341	H	Rider	55	52
				173	A	Niagara	36	64					246	H	Canisius	45	56
				246	A	Canisius	44	55					160	H	New Hampshire	54	58
				85	A	Ohio	58	82					166	H	Buffalo	58	68
				177	A	La Salle	48	61					77	H	American	52	60
				191	H	Army	49	81					76	A	Fordham	41	70

Non-Div I Games:

Manhattan

■ Loss, 
■ Non-Conf, 
■ S Site, 
■ H Home 
■ A Away 
N Neutral

Average RPI Win:	204	WON-LOST	WINNING	LAST 10	STRENGTH OF	OPP. STRENGTH	TEAM	ADJ.	CONF.	ADJ CONF.
Average RPI Loss:	119	RECORD	PCT. RANK	GAMES	SCHEDULE	OF SCHEDULE	RPI	RPI	RPI	RPI
DIV. I ONLY	8- 6	129	8- 2	194	123	156	156	25	25	
DIV. I NON-CONF.	4- 5	187	4- 3	154	40	177	177	23	23	
TOTALS	RPI 1-25	RPI 26-50	W-L RECORDS	RPI 51-100	RPI 101-150	RPI 150+				
8- 6	0- 1	0- 1	OVERALL	2- 1	1- 0	5- 3				
5- 2	0- 0	0- 1	HOME	2- 0	0- 0	3- 1				
2- 3	0- 1	0- 0	AWAY	0- 0	1- 0	1- 2				
1- 1	0- 0	0- 0	NEUTRAL	0- 1	0- 0	1- 0				
4- 5	0- 1	0- 1	NON-CONFERENCE	2- 1	0- 0	2- 2				
3- 1	0- 0	0- 1	HOME	2- 0	0- 0	1- 0				
0- 3	0- 1	0- 0	AWAY	0- 0	0- 0	0- 2				
1- 1	0- 0	0- 0	NEUTRAL	0- 1	0- 0	1- 0				
4- 1	0- 0	0- 0	CONFERENCE	0- 0	1- 0	3- 1				
2- 1	0- 0	0- 0	HOME	0- 0	0- 0	2- 1				
2- 0	0- 0	0- 0	AWAY	0- 0	1- 0	1- 0				
0- 0	0- 0	0- 0	NEUTRAL	0- 0	0- 0	0- 0				

RPI 1-25				RPI 26-50				RPI 51-100				RPI 101+ Team's RPI: 156			
RPI	S	Opponent	Score	RPI	S	Opponent	Score	RPI	S	Opponent	Score	RPI	S	Opponent	Score
8	A	Baylor	60 90	49	H	St. John's (NY)	48 49	51	N	Stetson	50 57	146	A	Siena	56 46
								71	H	Albany (NY)	61 58	158	H	Fairfield	55 56
								73	H	South Dakota St.	82 64	211	A	Delaware	60 70
												219	A	Monmouth	63 60
												219	H	Monmouth	75 65
												239	A	Northeastern	51 58
												257	N	Utah St.	68 65
												303	H	Boston U.	77 50
												341	H	Rider	60 46
LAST 12 Division I GAMES:															
219	A	Monmouth	63 60	158	H	Fairfield	55 56								
219	H	Monmouth	75 65	146	A	Siena	56 46								
8	A	Baylor	60 90	73	H	South Dakota St.	82 64								
257	N	Utah St.	68 65	303	H	Boston U.	77 50								
51	N	Stetson	50 57	71	H	Albany (NY)	61 58								
49	H	St. John's (NY)	48 49	341	H	Rider	60 46								

Non-Div I Games:

Marist

■ Loss, 
■ Non-Conf, 
■ S Site, 
■ H Home 
■ A Away 
N Neutral

Average RPI Win:	213	WON-LOST	WINNING	LAST 10	STRENGTH OF	OPP. STRENGTH	TEAM	ADJ.	CONF.	ADJ CONF.
Average RPI Loss:	119	RECORD	PCT. RANK	GAMES	SCHEDULE	OF SCHEDULE	RPI	RPI	RPI	RPI
DIV. I ONLY	4- 12	282	2- 8	141	80	271	271	9	9	
DIV. I NON-CONF.	4- 7	220	3- 4	128	63	224	224	8	8	
TOTALS	RPI 1-25	RPI 26-50	W-L RECORDS	RPI 51-100	RPI 101-150	RPI 150+				
4- 12	0- 2	1- 0	OVERALL	0- 1	0- 6	3- 3				
4- 6	0- 1	1- 0	HOME	0- 1	0- 3	3- 1				
0- 6	0- 1	0- 0	AWAY	0- 0	0- 3	0- 2				
0- 0	0- 0	0- 0	NEUTRAL	0- 0	0- 0	0- 0				
4- 7	0- 2	1- 0	NON-CONFERENCE	0- 1	0- 2	3- 2				
4- 3	0- 1	1- 0	HOME	0- 1	0- 0	3- 1				
0- 4	0- 1	0- 0	AWAY	0- 0	0- 2	0- 1				
0- 0	0- 0	0- 0	NEUTRAL	0- 0	0- 0	0- 0				
0- 5	0- 0	0- 0	CONFERENCE	0- 0	0- 4	0- 1				
0- 3	0- 0	0- 0	HOME	0- 0	0- 3	0- 0				
0- 2	0- 0	0- 0	AWAY	0- 0	0- 1	0- 1				
0- 0	0- 0	0- 0	NEUTRAL	0- 0	0- 0	0- 0				

RPI	S	Opponent	Score	RPI	S	Opponent	Score	RPI	S	Opponent	Score	RPI	S	Opponent	Score	Team's RPI: 271
9	H	Green Bay	66 94	46	H	Vanderbilt	80 67	78	H	South Dakota	65 69	102	H	DePaul	67 101	
19	A	Duke	51 83									105	H	Butler	67 76	
												108	A	Villanova	48 68	
												113	A	Auburn	53 79	
												120	H	Xavier	71 74	
												130	A	Wisconsin	64 89	
												159	A	Wake Forest	77 89	
												210	H	Northern Ky.	68 77	
												237	H	Western Ill.	65 57	
												261	H	Loyola Chicago	86 71	
												275	A	Georgetown	76 83	
												306	H	Milwaukee	85 80	
LAST 12 Division I GAMES:																
105	H	Butler	67 76	102	H	DePaul	67 101									
210	H	Northern Ky.	68 77	108	A	Villanova	48 68									
130	A	Wisconsin	64 89	275	A	Georgetown	76 83									
113	A	Auburn	53 79	120	H	Xavier	71 74									
78	H	South Dakota	65 69	237	H	Western Ill.	65 57									
306	H	Milwaukee	85 80	46	H	Vanderbilt	80 67									

Non-Div I Games:

Marquette

Average RPI Win:	239	WON-LOST	WINNING	LAST 10	STRENGTH OF	OPP. STRENGTH	TEAM	ADJ.	CONF.	ADJ CONF.
Average RPI Loss:	122	RECORD	PCT. RANK	GAMES	SCHEDULE	OF SCHEDULE	RPI	RPI	RPI	RPI
DIV. I ONLY	7- 5	124	4- 4	217	194	129	129	18	18	
DIV. I NON-CONF.	6- 3	92	4- 3	287	294	139	139	18	18	
TOTALS	RPI 1-25	RPI 26-50	W-L RECORDS	RPI 51-100	RPI 101-150	RPI 150+				
7- 5	0- 1	0- 0	OVERALL	0- 1	2- 1	5- 2				
2- 1	0- 1	0- 0	HOME	0- 0	0- 0	2- 0				
4- 3	0- 0	0- 0	AWAY	0- 0	2- 1	2- 2				
1- 1	0- 0	0- 0	NEUTRAL	0- 1	0- 0	1- 0				
6- 3	0- 0	0- 0	NON-CONFERENCE	0- 1	1- 1	5- 1				
2- 0	0- 0	0- 0	HOME	0- 0	0- 0	2- 0				
3- 2	0- 0	0- 0	AWAY	0- 0	1- 1	2- 1				
1- 1	0- 0	0- 0	NEUTRAL	0- 1	0- 0	1- 0				
1- 2	0- 1	0- 0	CONFERENCE	0- 0	1- 0	0- 1				
0- 1	0- 1	0- 0	HOME	0- 0	0- 0	0- 0				
1- 1	0- 0	0- 0	AWAY	0- 0	1- 0	0- 1				
0- 0	0- 0	0- 0	NEUTRAL	0- 0	0- 0	0- 0				

RPI 1-25				RPI 26-50				RPI 51-100				RPI 101+ Team's RPI: 129			
RPI	S	Opponent	Score	RPI	S	Opponent	Score	RPI	S	Opponent	Score	RPI	S	Opponent	Score
14	H	Western Ky.	53 67					65	N	West Virginia	56 69	128	A	Cornell	49 58
												131	A	Rhode Island	61 45
												136	A	Old Dominion	69 37
												158	N	Fairfield	68 55
												181	A	Charlotte	56 74
												221	A	Eastern Ky.	58 63
												255	H	Robert Morris	62 46
												321	H	UMES	74 57
												332	A	Norfolk St.	73 71
												337	A	Coastal Caro.	77 65
LAST 12 Division I GAMES:															
181	A	Charlotte	56 74	136	A	Old Dominion	69 37								
337	A	Coastal Caro.	77 65	14	H	Western Ky.	53 67								
128	A	Cornell	49 58	255	H	Robert Morris	62 46								
321	H	UMES	74 57	65	N	West Virginia	56 69								
158	N	Fairfield	68 55	332	A	Norfolk St.	73 71								
131	A	Rhode Island	61 45	221	A	Eastern Ky.	58 63								

Non-Div I Games: Salem Int'l 84 41 Brescia 127 56

Marshall

Loss, Non-Conf, S Site, H Home A Away N Neutral

Maryland

Through Games Of Jan. 11, 2015

Average RPI Win:	126	WON-LOST	WINNING	LAST 10	STRENGTH OF	OPP. STRENGTH	TEAM	ADJ.	CONF.	ADJ CONF.
Average RPI Loss:	29	RECORD	PCT. RANK	GAMES	SCHEDULE	OF SCHEDULE	RPI	RPI	RPI	RPI
DIV. I ONLY	13- 2	19	8- 2	15	10	6	6	1	1	
DIV. I NON-CONF.	9- 2	36	6- 2	71	47	25	25	1	1	
TOTALS	RPI 1-25	RPI 26-50	W-L RECORDS	RPI 51-100	RPI 101-150	RPI 150+				
13- 2	4- 1	3- 0	OVERALL	1- 1	0- 0	5- 0				
8- 0	2- 0	1- 0	HOME	1- 0	0- 0	4- 0				
4- 1	2- 1	1- 0	AWAY	0- 0	0- 0	1- 0				
1- 1	0- 0	1- 0	NEUTRAL	0- 1	0- 0	0- 0				
9- 2	2- 1	1- 0	NON-CONFERENCE	1- 1	0- 0	5- 0				
6- 0	1- 0	0- 0	HOME	1- 0	0- 0	4- 0				
2- 1	1- 1	0- 0	AWAY	0- 0	0- 0	1- 0				
1- 1	0- 0	1- 0	NEUTRAL	0- 1	0- 0	0- 0				
4- 0	2- 0	2- 0	CONFERENCE	0- 0	0- 0	0- 0				
2- 0	1- 0	1- 0	HOME	0- 0	0- 0	0- 0				
2- 0	1- 0	1- 0	AWAY	0- 0	0- 0	0- 0				
0- 0	0- 0	0- 0	NEUTRAL	0- 0	0- 0	0- 0				

RPI 1-25				RPI 26-50				RPI 51-100				RPI 101+			
RPI	S	Opponent	Score	RPI	S	Opponent	Score	RPI	S	Opponent	Score	RPI	S	Opponent	Score
1	A	Notre Dame	72 92	26	A	Minnesota	77 73	56	N	Washington St.	64 70	198	H	Towson	81 52
17	A	George Washington	75 65	28	N	James Madison	80 64	77	H	American	94 50	273	H	Loyola Maryland	65 43
21	H	South Fla.	85 67	40	H	Purdue	88 64					295	H	Wagner	97 24
22	A	Nebraska	75 47									298	A	Coppin St.	110 51
24	H	Ohio St.	87 78									317	H	Mt. St. Mary's	109 45
LAST 12 Division I GAMES:															
26	A	Minnesota	77 73	40	H	Purdue	88 64								
1	A	Notre Dame	72 92	22	A	Nebraska	75 47								
56	N	Washington St.	64 70	24	H	Ohio St.	87 78								
28	N	James Madison	80 64	298	A	Coppin St.	110 51								
273	H	Loyola Maryland	65 43	77	H	American	94 50								
17	A	George Washington	75 65	198	H	Towson	81 52								

Non-Div I Games:

Maryland

Loss, Non-Conf, S Site, H Home A Away N Neutral

## Massachusetts

Through Games Of Jan. 11, 2015

Average RPI Win:	202	WON-LOST	WINNING	LAST 10	STRENGTH OF	OPP. STRENGTH	TEAM	ADJ.	CONF.	ADJ CONF.
Average RPI Loss:	115	RECORD	PCT. RANK	GAMES	SCHEDULE	OF SCHEDULE	RPI	RPI	RPI	RPI
DIV. I ONLY	7- 8	184	5- 5	172	109	165	165	6	6	
DIV. I NON-CONF.	6- 6	158	5- 4	175	128	158	158	6	6	
TOTALS	RPI 1-25	RPI 26-50	W-L RECORDS	RPI 51-100	RPI 101-150	RPI 150+				
7- 8	0- 1	0- 0	OVERALL	1- 3	2- 1	4- 3				
4- 2	0- 0	0- 0	HOME	1- 0	1- 0	2- 2				
3- 4	0- 0	0- 0	AWAY	0- 2	1- 1	2- 1				
0- 2	0- 1	0- 0	NEUTRAL	0- 1	0- 0	0- 0				
6- 6	0- 1	0- 0	NON-CONFERENCE	1- 3	1- 0	4- 2				
4- 1	0- 0	0- 0	HOME	1- 0	1- 0	2- 1				
2- 3	0- 0	0- 0	AWAY	0- 2	0- 0	2- 1				
0- 2	0- 1	0- 0	NEUTRAL	0- 1	0- 0	0- 0				
1- 2	0- 0	0- 0	CONFERENCE	0- 0	1- 1	0- 1				
0- 1	0- 0	0- 0	HOME	0- 0	0- 0	0- 1				
1- 1	0- 0	0- 0	AWAY	0- 0	1- 1	0- 0				
0- 0	0- 0	0- 0	NEUTRAL	0- 0	0- 0	0- 0				

RPI 1-25				RPI 26-50				RPI 51-100				RPI 101+				Team's RPI: 165	
RPI	S	Opponent	Score	RPI	S	Opponent	Score	RPI	S	Opponent	Score	RPI	S	Opponent	Score		
25	N	Florida St.	47 73					72	A	Western Mich.	41 63	112	A	St. Bonaventure	53 65		
								77	H	American	71 61	119	A	Saint Joseph's	65 47		
								85	N	Ohio	52 59	122	H	Maine	68 60		
								90	A	Central Mich.	70 72	151	H	Saint Louis	67 75		
												176	H	Harvard	62 75		
												206	A	Georgia St.	66 71		
												212	H	UCF	67 62		
												240	H	Holy Cross	72 61		
												303	A	Boston U.	78 57		
												339	A	North Texas	56 46		
LAST 12 Division I GAMES:																	
				119	A	Saint Joseph's	65 47					151	H	Saint Louis	67 75		
				77	H	American	71 61					112	A	St. Bonaventure	53 65		
				176	H	Harvard	62 75					303	A	Boston U.	78 57		
				212	H	UCF	67 62					85	N	Ohio	52 59		
				25	N	Florida St.	47 73					206	A	Georgia St.	66 71		
				339	A	North Texas	56 46					240	H	Holy Cross	72 61		

Non-Div I Games:

Massachusetts

  Loss, 
  Non-Conf, 
  S Site, 
  H Home 
  A Away 
N Neutral



Average RPI Win:	227	WON-LOST	WINNING	LAST 10	STRENGTH OF	OPP. STRENGTH	TEAM	ADJ.	CONF.	ADJ CONF.
Average RPI Loss:	148	RECORD	PCT. RANK	GAMES	SCHEDULE	OF SCHEDULE	RPI	RPI	RPI	RPI
DIV. I ONLY	4- 6	214	3- 5	128	236	208	208	29	29	
DIV. I NON-CONF.	2- 5	259	2- 4	53	124	201	201	29	29	
TOTALS	RPI 1-25	RPI 26-50	W-L RECORDS	RPI 51-100	RPI 101-150	RPI 150+				
4- 6	0- 1	0- 2	OVERALL	0- 0	0- 0	4- 3				
4- 1	0- 0	0- 1	HOME	0- 0	0- 0	4- 0				
0- 5	0- 1	0- 1	AWAY	0- 0	0- 0	0- 3				
0- 0	0- 0	0- 0	NEUTRAL	0- 0	0- 0	0- 0				
2- 5	0- 1	0- 2	NON-CONFERENCE	0- 0	0- 0	2- 2				
2- 1	0- 0	0- 1	HOME	0- 0	0- 0	2- 0				
0- 4	0- 1	0- 1	AWAY	0- 0	0- 0	0- 2				
0- 0	0- 0	0- 0	NEUTRAL	0- 0	0- 0	0- 0				
2- 1	0- 0	0- 0	CONFERENCE	0- 0	0- 0	2- 1				
2- 0	0- 0	0- 0	HOME	0- 0	0- 0	2- 0				
0- 1	0- 0	0- 0	AWAY	0- 0	0- 0	0- 1				
0- 0	0- 0	0- 0	NEUTRAL	0- 0	0- 0	0- 0				

RPI 1-25				RPI 26-50				RPI 51-100				RPI 101+ Team's RPI: 208			
RPI	S	Opponent	Score	RPI	S	Opponent	Score	RPI	S	Opponent	Score	RPI	S	Opponent	Score
12	A	Texas	59 76	29	A	Texas A&M	27 93					163	H	Southern Miss.	57 55
				38	H	Tulane	55 75					203	H	Stephen F. Austin	73 67
												234	A	La.-Monroe	63 66
												253	A	Rice	55 57
												260	H	Texas Southern	74 70
												283	H	Houston Baptist	60 57
												323	A	A&M-Corpus Christi	65 76
LAST 12 Division I GAMES:															
323	A	A&M-Corpus Christi	65 76	283	H	Houston Baptist	60 57								
29	A	Texas A&M	27 93	203	H	Stephen F. Austin	73 67								
163	H	Southern Miss.	57 55	260	H	Texas Southern	74 70								
38	H	Tulane	55 75	253	A	Rice	55 57								
				12	A	Texas	59 76								
				234	A	La.-Monroe	63 66								

Non-Div I Games: Centenary (LA) 86 35 LSU-Alexandria 79 70 Wiley 67 66 Louisiana Col. 83 61  
McNeese St.

Average RPI Win:	197	WON-LOST	WINNING	LAST 10	STRENGTH OF	OPP. STRENGTH	TEAM	ADJ.	CONF.	ADJ CONF.
Average RPI Loss:	86	RECORD	PCT. RANK	GAMES	SCHEDULE	OF SCHEDULE	RPI	RPI	RPI	RPI
DIV. I ONLY	8- 8	159	6- 4	118	65	139	139	8	8	
DIV. I NON-CONF.	6- 5	145	4- 3	139	50	140	140	9	9	
TOTALS	RPI 1-25	RPI 26-50	W-L RECORDS	RPI 51-100	RPI 101-150	RPI 150+				
8- 8	0- 2	0- 2	OVERALL	2- 1	0- 1	6- 2				
6- 3	0- 0	0- 2	HOME	2- 0	0- 0	4- 1				
2- 5	0- 2	0- 0	AWAY	0- 1	0- 1	2- 1				
0- 0	0- 0	0- 0	NEUTRAL	0- 0	0- 0	0- 0				
6- 5	0- 1	0- 2	NON-CONFERENCE	1- 1	0- 1	5- 0				
5- 2	0- 0	0- 2	HOME	1- 0	0- 0	4- 0				
1- 3	0- 1	0- 0	AWAY	0- 1	0- 1	1- 0				
0- 0	0- 0	0- 0	NEUTRAL	0- 0	0- 0	0- 0				
2- 3	0- 1	0- 0	CONFERENCE	1- 0	0- 0	1- 2				
1- 1	0- 0	0- 0	HOME	1- 0	0- 0	0- 1				
1- 2	0- 1	0- 0	AWAY	0- 0	0- 0	1- 1				
0- 0	0- 0	0- 0	NEUTRAL	0- 0	0- 0	0- 0				

RPI 1-25				RPI 26-50				RPI 51-100				RPI 101+ Team's RPI: 139			
RPI	S	Opponent	Score	RPI	S	Opponent	Score	RPI	S	Opponent	Score	RPI	S	Opponent	Score
17	A	George Washington	44 63	26	H	Minnesota	62 68	67	A	Illinois	58 60	137	A	Southern Ill.	75 82
21	A	South Fla.	39 72	47	H	UALR	59 66	86	H	East Carolina	60 57	175	H	Temple	57 58
								90	H	Central Mich.	62 61	179	H	Samford	64 48
												180	H	Missouri St.	79 63
												201	A	Tulsa	69 79
												212	A	UCF	70 66
												220	H	Austin Peay	65 60
												275	A	Georgetown	63 46
												333	H	Mississippi Val.	62 39
LAST 12 Division I GAMES:															
201	A	Tulsa	69 79	21	A	South Fla.	39 72								
212	A	UCF	70 66	175	H	Temple	57 58								
86	H	East Carolina	60 57	333	H	Mississippi Val.	62 39								
220	H	Austin Peay	65 60	17	A	George Washington	44 63								
47	H	UALR	59 66	275	A	Georgetown	63 46								
137	A	Southern Ill.	75 82	90	H	Central Mich.	62 61								

Non-Div I Games:

Memphis

■ Loss, 
 ■ Non-Conf, S Site, 
 ■ Home 
 ■ Away 
 N Neutral

Average RPI Win:	234	WON-LOST	WINNING	LAST 10	STRENGTH OF	OPP. STRENGTH	TEAM	ADJ.	CONF.	ADJ CONF.
Average RPI Loss:	136	RECORD	PCT. RANK	GAMES	SCHEDULE	OF SCHEDULE	RPI	RPI	RPI	RPI
DIV. I ONLY	9- 8	153	5- 5	155	296	142	142	19	19	
DIV. I NON-CONF.	8- 8	158	4- 7	153	274	149	149	20	20	
TOTALS	RPI 1-25	RPI 26-50	W-L RECORDS	RPI 51-100	RPI 101-150	RPI 150+				
9- 8	0- 0	0- 2	OVERALL	1- 1	0- 1	8- 4				
4- 3	0- 0	0- 1	HOME	0- 1	0- 0	4- 1				
5- 5	0- 0	0- 1	AWAY	1- 0	0- 1	4- 3				
0- 0	0- 0	0- 0	NEUTRAL	0- 0	0- 0	0- 0				
8- 8	0- 0	0- 2	NON-CONFERENCE	1- 1	0- 1	7- 4				
4- 3	0- 0	0- 1	HOME	0- 1	0- 0	4- 1				
4- 5	0- 0	0- 1	AWAY	1- 0	0- 1	3- 3				
0- 0	0- 0	0- 0	NEUTRAL	0- 0	0- 0	0- 0				
1- 0	0- 0	0- 0	CONFERENCE	0- 0	0- 0	1- 0				
0- 0	0- 0	0- 0	HOME	0- 0	0- 0	0- 0				
1- 0	0- 0	0- 0	AWAY	0- 0	0- 0	1- 0				
0- 0	0- 0	0- 0	NEUTRAL	0- 0	0- 0	0- 0				

RPI S	Opponent	Score	RPI S	Opponent	Score	RPI S	Opponent	Score	RPI S	Opponent	Score	Team's RPI: 142
31	A Mississippi St.	66 97	95	A Kennesaw St.	54 44	137	A Southern Ill.	52 67				
34	H Georgia	49 68	95	H Kennesaw St.	56 76	151	A Saint Louis	80 75				
						155	A Alabama	46 39				
						168	A Jacksonville St.	66 67				
						193	A North Florida	55 57				
						199	H Belmont	83 86				
						221	H Eastern Ky.	69 64				
						229	A Col. of Charleston	59 72				
						272	H Jackson St.	80 48				
						276	A Ga. Southern	84 61				
						307	A Western Caro.	68 51				
						308	H Tennessee Tech	73 67				
						319	H Florida A&M	61 47				
LAST 12 Division I GAMES:												
307	A Western Caro.	68 51	193	A North Florida	55 57							
95	A Kennesaw St.	54 44	168	A Jacksonville St.	66 67							
319	H Florida A&M	61 47	229	A Col. of Charleston	59 72							
276	A Ga. Southern	84 61	199	H Belmont	83 86							
34	H Georgia	49 68	95	H Kennesaw St.	56 76							
137	A Southern Ill.	52 67	155	A Alabama	46 39							

Non-Div I Games:

Mercer

Average RPI Win: 185		WON-LOST	WINNING	LAST 10	STRENGTH OF	OPP. STRENGTH	TEAM	ADJ.	CONF.	ADJ CONF.
Average RPI Loss: 25		RECORD	PCT. RANK	GAMES	SCHEDULE	OF SCHEDULE	RPI	RPI	RPI	RPI
DIV. I ONLY		13- 3	30	9- 1	167	33	61	61	2	2
DIV. I NON-CONF.		10- 3	53	8- 1	233	46	96	96	2	2
TOTALS		RPI 1-25	RPI 26-50		W-L RECORDS		RPI 51-100	RPI 101-150	RPI 150+	
13- 3	1- 1	0- 2		OVERALL		1- 0	3- 0	8- 0		
11- 1	1- 1	0- 0		HOME		0- 0	3- 0	7- 0		
1- 2	0- 0	0- 2		AWAY		0- 0	0- 0	1- 0		
1- 0	0- 0	0- 0		NEUTRAL		1- 0	0- 0	0- 0		
10- 3	0- 1	0- 2		NON-CONFERENCE		1- 0	2- 0	7- 0		
9- 1	0- 1	0- 0		HOME		0- 0	2- 0	7- 0		
0- 2	0- 0	0- 2		AWAY		0- 0	0- 0	0- 0		
1- 0	0- 0	0- 0		NEUTRAL		1- 0	0- 0	0- 0		
3- 0	1- 0	0- 0		CONFERENCE		0- 0	1- 0	1- 0		
2- 0	1- 0	0- 0		HOME		0- 0	1- 0	0- 0		
1- 0	0- 0	0- 0		AWAY		0- 0	0- 0	1- 0		
0- 0	0- 0	0- 0		NEUTRAL		0- 0	0- 0	0- 0		

RPI 1-25				RPI 26-50				RPI 51-100 Team's RPI: 61				RPI 101+			
RPI	S	Opponent	Score	RPI	S	Opponent	Score	RPI	S	Opponent	Score	RPI	S	Opponent	Score
1	H	Notre Dame	78 63	33	A	Middle Tenn.	48 53	60	N	UCLA	74 67	106	H	Boston College	74 53
5	H	Arizona St.	61 65	38	A	Tulane	65 70					121	H	LSU	76 71
												130	H	Wisconsin	66 54
												182	A	Virginia Tech	62 45
												193	H	North Florida	81 53
												201	H	Tulsa	69 57
												213	H	Oakland	66 53
												266	H	Jacksonville	65 36
												298	H	Coppin St.	70 54
												310	H	Illinois St.	95 44
												319	H	Florida A&M	83 47
LAST 12 Division I GAMES:															
182	A	Virginia Tech	62 45	121	H	LSU	76 71								
1	H	Notre Dame	78 63	319	H	Florida A&M	83 47								
106	H	Boston College	74 53	38	A	Tulane	65 70								
130	H	Wisconsin	66 54	60	N	UCLA	74 67								
201	H	Tulsa	69 57	298	H	Coppin St.	70 54								
310	H	Illinois St.	95 44	266	H	Jacksonville	65 36								

Non-Div I Games:

Miami (FL)

■ Loss, 
■ Non-Conf, S Site, 
■ Home 
■ Away 
N Neutral

Average RPI Win:	232	WON-LOST	WINNING	LAST 10	STRENGTH OF	OPP. STRENGTH	TEAM	ADJ.	CONF.	ADJ CONF.
Average RPI Loss:	135	RECORD	PCT. RANK	GAMES	SCHEDULE	OF SCHEDULE	RPI	RPI	RPI	RPI
DIV. I ONLY	2- 11	321	2- 8	176	133	290	290	15	15	
DIV. I NON-CONF.	2- 8	295	2- 7	194	116	290	290	16	16	
TOTALS	RPI 1-25	RPI 26-50	W-L RECORDS	RPI 51-100	RPI 101-150	RPI 150+				
2- 11	0- 0	0- 1	OVERALL	0- 3	0- 2	2- 5				
1- 3	0- 0	0- 0	HOME	0- 0	0- 0	1- 3				
0- 5	0- 0	0- 0	AWAY	0- 2	0- 1	0- 2				
1- 3	0- 0	0- 1	NEUTRAL	0- 1	0- 1	1- 0				
2- 8	0- 0	0- 1	NON-CONFERENCE	0- 2	0- 1	2- 4				
1- 2	0- 0	0- 0	HOME	0- 0	0- 0	1- 2				
0- 3	0- 0	0- 0	AWAY	0- 1	0- 0	0- 2				
1- 3	0- 0	0- 1	NEUTRAL	0- 1	0- 1	1- 0				
0- 3	0- 0	0- 0	CONFERENCE	0- 1	0- 1	0- 1				
0- 1	0- 0	0- 0	HOME	0- 0	0- 0	0- 1				
0- 2	0- 0	0- 0	AWAY	0- 1	0- 1	0- 0				
0- 0	0- 0	0- 0	NEUTRAL	0- 0	0- 0	0- 0				

RPI S	Opponent	Score	RPI S	Opponent	Score	RPI S	Opponent	Score	RPI S	Opponent	Score	Team's RPI: 290
31 N	Mississippi St.	42 68	75 N	Drexel	54 71	136 N	Old Dominion	63 69				
			87 A	Michigan St.	39 85	150 A	Ball St.	41 72				
			99 A	Toledo	53 63	154 H	Ill.-Chicago	69 72				
						166 H	Buffalo	51 71				
						183 A	Evansville	41 51				
						196 H	UT Martin	57 90				
						213 A	Oakland	51 65				
						227 N	Davidson	59 58				
						236 H	Valparaiso	82 59				
LAST 12 Division I GAMES:												
166 H	Buffalo	51 71	227 N	Davidson	59 58							
150 A	Ball St.	41 72	75 N	Drexel	54 71							
99 A	Toledo	53 63	31 N	Mississippi St.	42 68							
236 H	Valparaiso	82 59	136 N	Old Dominion	63 69							
87 A	Michigan St.	39 85	196 H	UT Martin	57 90							
213 A	Oakland	51 65	183 A	Evansville	41 51							

Non-Div I Games: Cincinnati Christia75 53

Miami (OH)

Average RPI Win:	156	WON-LOST	WINNING	LAST 10	STRENGTH OF	OPP. STRENGTH	TEAM	ADJ.	CONF.	ADJ CONF.
Average RPI Loss:	50	RECORD	PCT. RANK	GAMES	SCHEDULE	OF SCHEDULE	RPI	RPI	RPI	RPI
DIV. I ONLY	11- 5	72	6- 4	63	18	54	54	1	1	
DIV. I NON-CONF.	8- 3	71	5- 2	38	51	44	44	1	1	
TOTALS	RPI 1-25	RPI 26-50	W-L RECORDS	RPI 51-100	RPI 101-150	RPI 150+				
11- 5	1- 2	0- 1	OVERALL	3- 1	0- 1	7- 0				
9- 1	1- 1	0- 0	HOME	2- 0	0- 0	6- 0				
0- 4	0- 1	0- 1	AWAY	0- 1	0- 1	0- 0				
2- 0	0- 0	0- 0	NEUTRAL	1- 0	0- 0	1- 0				
8- 3	0- 2	0- 1	NON-CONFERENCE	2- 0	0- 0	6- 0				
6- 1	0- 1	0- 0	HOME	1- 0	0- 0	5- 0				
0- 2	0- 1	0- 1	AWAY	0- 0	0- 0	0- 0				
2- 0	0- 0	0- 0	NEUTRAL	1- 0	0- 0	1- 0				
3- 2	1- 0	0- 0	CONFERENCE	1- 1	0- 1	1- 0				
3- 0	1- 0	0- 0	HOME	1- 0	0- 0	1- 0				
0- 2	0- 0	0- 0	AWAY	0- 1	0- 1	0- 0				
0- 0	0- 0	0- 0	NEUTRAL	0- 0	0- 0	0- 0				

RPI 1-25				RPI 26-50				RPI 51-100 Team's RPI: 54				RPI 101+			
RPI	S	Opponent	Score	RPI	S	Opponent	Score	RPI	S	Opponent	Score	RPI	S	Opponent	Score
1	A	Notre Dame	50 70	48	A	Pittsburgh	64 85	56	A	Rutgers	68 81	130	A	Wisconsin	53 63
16	H	Princeton	55 85					56	N	Washington St.	76 64	157	H	Bucknell	68 61
24	H	Ohio St.	100 94					72	H	Western Mich.	74 47	159	H	Wake Forest	83 69
								87	H	Michigan St.	74 65	187	N	San Diego St.	70 50
												205	H	Eastern Mich.	81 52
												242	H	Penn St.	89 53
												246	H	Canisius	79 43
												284	H	Detroit	76 57
LAST 12 Division I GAMES:															
24	H	Ohio St.	100 94	242	H	Penn St.	89 53								
56	A	Rutgers	68 81	130	A	Wisconsin	53 63								
87	H	Michigan St.	74 65	205	H	Eastern Mich.	81 52								
159	H	Wake Forest	83 69	246	H	Canisius	79 43								
187	N	San Diego St.	70 50	1	A	Notre Dame	50 70								
56	N	Washington St.	76 64	16	H	Princeton	55 85								

Non-Div I Games:

Michigan

■ Loss, 
■ Non-Conf, S Site, 
■ Home 
■ Away 
N Neutral

Average RPI Win:	209	WON-LOST	WINNING	LAST 10	STRENGTH OF	OPP. STRENGTH	TEAM	ADJ.	CONF.	ADJ CONF.
Average RPI Loss:	38	RECORD	PCT. RANK	GAMES	SCHEDULE	OF SCHEDULE	RPI	RPI	RPI	RPI
DIV. I ONLY	8- 8	159	3- 7	20	69	87	87	1	1	
DIV. I NON-CONF.	8- 3	71	5- 2	108	68	70	70	1	1	
TOTALS	RPI 1-25	RPI 26-50	W-L RECORDS	RPI 51-100	RPI 101-150	RPI 150+				
8- 8	0- 3	0- 3	OVERALL	2- 1	0- 1	6- 0				
6- 3	0- 2	0- 1	HOME	1- 0	0- 0	5- 0				
1- 4	0- 0	0- 2	AWAY	0- 1	0- 1	1- 0				
1- 1	0- 1	0- 0	NEUTRAL	1- 0	0- 0	0- 0				
8- 3	0- 2	0- 1	NON-CONFERENCE	2- 0	0- 0	6- 0				
6- 1	0- 1	0- 0	HOME	1- 0	0- 0	5- 0				
1- 1	0- 0	0- 1	AWAY	0- 0	0- 0	1- 0				
1- 1	0- 1	0- 0	NEUTRAL	1- 0	0- 0	0- 0				
0- 5	0- 1	0- 2	CONFERENCE	0- 1	0- 1	0- 0				
0- 2	0- 1	0- 1	HOME	0- 0	0- 0	0- 0				
0- 3	0- 0	0- 1	AWAY	0- 1	0- 1	0- 0				
0- 0	0- 0	0- 0	NEUTRAL	0- 0	0- 0	0- 0				

RPI 1-25					RPI 26-50					RPI 51-100					Team's RPI: 87		RPI 101+						
RPI	S	Opponent	Score		RPI	S	Opponent	Score		RPI	S	Opponent	Score				RPI	S	Opponent	Score			
1	H	Notre Dame	63	71	34	A	Georgia	60	69	54	A	Michigan	65	74			111	A	Indiana	51	70		
8	N	Baylor	65	84	35	A	Northwestern	70	77	59	N	Syracuse	89	76			205	H	Eastern Mich.	69	61		
22	H	Nebraska	67	71	35	H	Northwestern	57	61	70	H	Georgia Tech	79	73			213	H	Oakland	79	64		
																			252	H	IUPUI	64	45
																			261	A	Loyola Chicago	90	38
																			290	H	Miami (OH)	85	39
																			320	H	Alcorn	77	41
LAST 12 Division I GAMES:																							
					35	A	Northwestern	70	77						111	A	Indiana	51	70				
					22	H	Nebraska	67	71						35	H	Northwestern	57	61				
					54	A	Michigan	65	74						59	N	Syracuse	89	76				
					34	A	Georgia	60	69						8	N	Baylor	65	84				
					70	H	Georgia Tech	79	73						320	H	Alcorn	77	41				
					290	H	Miami (OH)	85	39						261	A	Loyola Chicago	90	38				

Non-Div I Games:

Michigan St.

■ Loss, 
 ■ Non-Conf, S Site, 
 ■ Home 
 ■ Away 
 N Neutral

Average RPI Win: 183		WON-LOST	WINNING	LAST 10	STRENGTH OF	OPP. STRENGTH	TEAM	ADJ.	CONF.	ADJ CONF.
Average RPI Loss: 33		RECORD	PCT. RANK	GAMES	SCHEDULE	OF SCHEDULE	RPI	RPI	RPI	RPI
DIV. I ONLY		9- 4	68	8- 2	21	98	33	33	18	18
DIV. I NON-CONF.		6- 4	131	6- 3	6	31	28	28	18	18
TOTALS		RPI 1-25	RPI 26-50	W-L RECORDS	RPI 51-100	RPI 101-150	RPI 150+			
9- 4	0- 2		0- 0	OVERALL	3- 2	1- 0	5- 0			
4- 1	0- 0		0- 0	HOME	2- 1	1- 0	1- 0			
5- 3	0- 2		0- 0	AWAY	1- 1	0- 0	4- 0			
0- 0	0- 0		0- 0	NEUTRAL	0- 0	0- 0	0- 0			
6- 4	0- 2		0- 0	NON-CONFERENCE	3- 2	1- 0	2- 0			
4- 1	0- 0		0- 0	HOME	2- 1	1- 0	1- 0			
2- 3	0- 2		0- 0	AWAY	1- 1	0- 0	1- 0			
0- 0	0- 0		0- 0	NEUTRAL	0- 0	0- 0	0- 0			
3- 0	0- 0		0- 0	CONFERENCE	0- 0	0- 0	3- 0			
0- 0	0- 0		0- 0	HOME	0- 0	0- 0	0- 0			
3- 0	0- 0		0- 0	AWAY	0- 0	0- 0	3- 0			
0- 0	0- 0		0- 0	NEUTRAL	0- 0	0- 0	0- 0			

RPI 1-25				RPI 26-50		Team's RPI: 33		RPI 51-100				RPI 101+			
RPI	S	Opponent	Score	RPI	S	Opponent	Score	RPI	S	Opponent	Score	RPI	S	Opponent	Score
3	A	Kentucky	62 78					52	H	Arkansas	51 58	120	H	Xavier	90 68
5	A	Arizona St.	67 81					61	H	Miami (FL)	53 48	170	A	Fla. Atlantic	101 69
								73	A	South Dakota St.	61 65	212	H	UCF	79 57
								94	A	Ole Miss	71 65	270	A	UAB	76 68
								96	H	Clemson	69 28	308	A	Tennessee Tech	98 76
												314	A	FIU	75 60
LAST 12 Division I GAMES:															
170	A	Fla. Atlantic	101 69	308	A	Tennessee Tech	98 76								
314	A	FIU	75 60	212	H	UCF	79 57								
270	A	UAB	76 68	73	A	South Dakota St.	61 65								
94	A	Ole Miss	71 65	3	A	Kentucky	62 78								
52	H	Arkansas	51 58	120	H	Xavier	90 68								
61	H	Miami (FL)	53 48	96	H	Clemson	69 28								

Non-Div I Games:

Middle Tenn.

Loss, Non-Conf, S Site, H Home A Away N Neutral



Average RPI Win: 303		WON-LOST	WINNING	LAST 10	STRENGTH OF	OPP. STRENGTH	TEAM	ADJ.	CONF.	ADJ CONF.
Average RPI Loss: 222		RECORD	PCT. RANK	GAMES	SCHEDULE	OF SCHEDULE	RPI	RPI	RPI	RPI
DIV. I ONLY		5- 9	241	4- 6	335	342	306	306	12	12
DIV. I NON-CONF.		4- 8	233	3- 7	332	342	318	318	12	12
TOTALS	RPI 1-25		RPI 26-50		W-L RECORDS		RPI 51-100		RPI 101-150	RPI 150+
5- 9	0- 0		0- 0		OVERALL		0- 0		0- 3	5- 6
2- 3	0- 0		0- 0		HOME		0- 0		0- 1	2- 2
3- 6	0- 0		0- 0		AWAY		0- 0		0- 2	3- 4
0- 0	0- 0		0- 0		NEUTRAL		0- 0		0- 0	0- 0
4- 8	0- 0		0- 0		NON-CONFERENCE		0- 0		0- 3	4- 5
2- 3	0- 0		0- 0		HOME		0- 0		0- 1	2- 2
2- 5	0- 0		0- 0		AWAY		0- 0		0- 2	2- 3
0- 0	0- 0		0- 0		NEUTRAL		0- 0		0- 0	0- 0
1- 1	0- 0		0- 0		CONFERENCE		0- 0		0- 0	1- 1
0- 0	0- 0		0- 0		HOME		0- 0		0- 0	0- 0
1- 1	0- 0		0- 0		AWAY		0- 0		0- 0	1- 1
0- 0	0- 0		0- 0		NEUTRAL		0- 0		0- 0	0- 0

RPI 1-25				RPI 26-50				RPI 51-100				RPI 101+				Team's RPI: 306	
RPI	S	Opponent	Score	RPI	S	Opponent	Score	RPI	S	Opponent	Score	RPI	S	Opponent	Score		
												111	H	Indiana	56	82	
												123	A	Missouri	55	68	
												140	A	North Dakota	76	83	
												213	A	Oakland	56	89	
												237	A	Western Ill.	59	79	
												259	A	North Dakota St.	77	73	
												271	A	Marquette	80	85	
												279	H	Bowling Green	50	60	
												284	A	Detroit	84	68	
												292	A	IPFW	72	78	
												294	H	Eastern Ill.	72	63	
												334	H	Chicago St.	69	47	
												335	H	Omaha	61	64	
												346	A	UMKC	72	60	
LAST 12 Division I GAMES:																	
				213	A	Oakland	56	89	292	A	IPFW	72	78				
				284	A	Detroit	84	68	334	H	Chicago St.	69	47				
				237	A	Western Ill.	59	79	111	H	Indiana	56	82				
				123	A	Missouri	55	68	294	H	Eastern Ill.	72	63				
				271	A	Marquette	80	85	335	H	Omaha	61	64				
				279	H	Bowling Green	50	60	346	A	UMKC	72	60				

Non-Div I Games:

Milwaukee

Loss, Non-Conf, S Site, H Home A Away N Neutral

Average RPI Win:	129	WON-LOST	WINNING	LAST 10	STRENGTH OF	OPP. STRENGTH	TEAM	ADJ.	CONF.	ADJ CONF.
Average RPI Loss:	26	RECORD	PCT. RANK	GAMES	SCHEDULE	OF SCHEDULE	RPI	RPI	RPI	RPI
DIV. I ONLY	14- 2	16	9- 1	69	14	26	26	1	1	
DIV. I NON-CONF.	11- 1	11	7- 1	134	41	26	26	1	1	
TOTALS	RPI 1-25	RPI 26-50	W-L RECORDS	RPI 51-100	RPI 101-150	RPI 150+				
14- 2	1- 1	1- 1	OVERALL	4- 0	5- 0	3- 0				
7- 1	1- 1	0- 0	HOME	2- 0	2- 0	2- 0				
5- 0	0- 0	1- 0	AWAY	1- 0	3- 0	0- 0				
2- 1	0- 0	0- 1	NEUTRAL	1- 0	0- 0	1- 0				
11- 1	0- 0	0- 1	NON-CONFERENCE	4- 0	4- 0	3- 0				
6- 0	0- 0	0- 0	HOME	2- 0	2- 0	2- 0				
3- 0	0- 0	0- 0	AWAY	1- 0	2- 0	0- 0				
2- 1	0- 0	0- 1	NEUTRAL	1- 0	0- 0	1- 0				
3- 1	1- 1	1- 0	CONFERENCE	0- 0	1- 0	0- 0				
1- 1	1- 1	0- 0	HOME	0- 0	0- 0	0- 0				
2- 0	0- 0	1- 0	AWAY	0- 0	1- 0	0- 0				
0- 0	0- 0	0- 0	NEUTRAL	0- 0	0- 0	0- 0				

RPI 1-25				RPI 26-50				Team's RPI: 26				RPI 51-100				RPI 101+			
RPI	S	Opponent	Score	RPI	S	Opponent	Score	RPI	S	Opponent	Score	RPI	S	Opponent	Score	RPI	S	Opponent	Score
6	H	Maryland	73 77	40	A	Purdue	81 68	58	A	North Carolina St.	60 55	105	H	Butler	88 86				
22	H	Nebraska	72 69	46	N	Vanderbilt	54 71	70	N	Georgia Tech	72 69	130	A	Wisconsin	72 60				
								83	H	Liberty	74 60	139	A	Memphis	68 62				
								90	H	Central Mich.	67 64	140	A	North Dakota	68 55				
												148	H	Cleveland St.	93 76				
												229	N	Col. of Charleston	74 50				
												241	H	Southeastern La.	109 60				
												316	H	Southern U.	107 62				
LAST 12 Division I GAMES:																			
6	H	Maryland	73 77	22	H	Nebraska	72 69	90	H	Central Mich.	67 64	83	H	Liberty	74 60	140	A	North Dakota	68 55
130	A	Wisconsin	72 60	40	A	Purdue	81 68	70	N	Georgia Tech	72 69	105	H	Butler	88 86	241	H	Southeastern La.	109 60
46	A	Purdue	81 68	58	A	North Carolina St.	60 55	83	H	Liberty	74 60	140	A	North Dakota	68 55	229	N	Col. of Charleston	74 50
70	N	Georgia Tech	72 69	105	H	Butler	88 86	241	H	Southeastern La.	109 60	316	H	Southern U.	107 62				
229	N	Col. of Charleston	74 50	54	N	Vanderbilt	54 71	58	A	North Carolina St.	60 55								

Non-Div I Games:

Minnesota

Average RPI Win:	172	WON-LOST	WINNING	LAST 10	STRENGTH OF	OPP. STRENGTH	TEAM	ADJ.	CONF.	ADJ CONF.
Average RPI Loss:	46	RECORD	PCT. RANK	GAMES	SCHEDULE	OF SCHEDULE	RPI	RPI	RPI	RPI
DIV. I ONLY	18- 1	3	9- 1	145	102	31	31	3	3	
DIV. I NON-CONF.	15- 0	1	8- 0	234	177	40	40	4	4	
TOTALS	RPI 1-25	RPI 26-50	W-L RECORDS	RPI 51-100	RPI 101-150	RPI 150+				
18- 1	1- 0	1- 1	OVERALL	3- 0	4- 0	9- 0				
12- 0	1- 0	1- 0	HOME	3- 0	2- 0	5- 0				
4- 1	0- 0	0- 1	AWAY	0- 0	2- 0	2- 0				
2- 0	0- 0	0- 0	NEUTRAL	0- 0	0- 0	2- 0				
15- 0	1- 0	0- 0	NON-CONFERENCE	2- 0	3- 0	9- 0				
10- 0	1- 0	0- 0	HOME	2- 0	2- 0	5- 0				
3- 0	0- 0	0- 0	AWAY	0- 0	1- 0	2- 0				
2- 0	0- 0	0- 0	NEUTRAL	0- 0	0- 0	2- 0				
3- 1	0- 0	1- 1	CONFERENCE	1- 0	1- 0	0- 0				
2- 0	0- 0	1- 0	HOME	1- 0	0- 0	0- 0				
1- 1	0- 0	0- 1	AWAY	0- 0	1- 0	0- 0				
0- 0	0- 0	0- 0	NEUTRAL	0- 0	0- 0	0- 0				

RPI 1-25				RPI 26-50				Team's RPI: 31		RPI 51-100				RPI 101+			
RPI	S	Opponent	Score	RPI	S	Opponent	Score			RPI	S	Opponent	Score	RPI	S	Opponent	Score
14	H	Western Ky.	88 77	34	H	Georgia	64 56			52	H	Arkansas	72 57	123	A	Missouri	53 47
				46	A	Vanderbilt	62 78			65	H	West Virginia	74 61	133	A	La.-Lafayette	66 51
										80	H	Arkansas St.	93 83	142	H	Mercer	97 66
														147	H	Louisiana Tech	81 77
														154	N	Ill.-Chicago	73 36
														163	A	Southern Miss.	73 46
														234	H	La.-Monroe	80 46
														241	H	Southeastern La.	97 36
														259	H	North Dakota St.	109 58
														288	H	Ark.-Pine Bluff	83 26
														290	N	Miami (OH)	68 42
														333	H	Mississippi Val.	104 41
														345	A	New Orleans	85 45
LAST 12 Division I GAMES:																	
				46	A	Vanderbilt	62 78			34	H	Georgia	64 56				
				52	H	Arkansas	72 57			288	H	Ark.-Pine Bluff	83 26				
				123	A	Missouri	53 47			290	N	Miami (OH)	68 42				
				163	A	Southern Miss.	73 46			154	N	Ill.-Chicago	73 36				
				147	H	Louisiana Tech	81 77			133	A	La.-Lafayette	66 51				
				241	H	Southeastern La.	97 36			333	H	Mississippi Val.	104 41				

Non-Div I Games:

Mississippi St.

Average RPI Win:	0	WON-LOST	WINNING	LAST 10	STRENGTH OF	OPP. STRENGTH	TEAM	ADJ.	CONF.	ADJ CONF.
Average RPI Loss:	168	RECORD	PCT. RANK	GAMES	SCHEDULE	OF SCHEDULE	RPI	RPI	RPI	RPI
DIV. I ONLY	0- 11	345	0- 8	177	180	333	333	33	33	
DIV. I NON-CONF.	0- 9	338	0- 8	48	185	285	285	30	30	
TOTALS	RPI 1-25	RPI 26-50	W-L RECORDS	RPI 51-100	RPI 101-150	RPI 150+				
0- 11	0- 0	0- 3	OVERALL	0- 1	0- 1	0- 6				
0- 1	0- 0	0- 0	HOME	0- 0	0- 0	0- 1				
0- 9	0- 0	0- 3	AWAY	0- 1	0- 1	0- 4				
0- 1	0- 0	0- 0	NEUTRAL	0- 0	0- 0	0- 1				
0- 9	0- 0	0- 3	NON-CONFERENCE	0- 1	0- 1	0- 4				
0- 0	0- 0	0- 0	HOME	0- 0	0- 0	0- 0				
0- 8	0- 0	0- 3	AWAY	0- 1	0- 1	0- 3				
0- 1	0- 0	0- 0	NEUTRAL	0- 0	0- 0	0- 1				
0- 2	0- 0	0- 0	CONFERENCE	0- 0	0- 0	0- 2				
0- 1	0- 0	0- 0	HOME	0- 0	0- 0	0- 1				
0- 1	0- 0	0- 0	AWAY	0- 0	0- 0	0- 1				
0- 0	0- 0	0- 0	NEUTRAL	0- 0	0- 0	0- 0				

RPI S	Opponent	Score	RPI S	Opponent	Score	RPI S	Opponent	Score	RPI S	Opponent	Score	Team's RPI: 333
			31	A Mississippi St.	41 104	94	A Ole Miss	38 91	139	A Memphis	39 62	
			38	A Tulane	47 87				155	A Alabama	40 71	
			46	A Vanderbilt	37 63				163	A Southern Miss.	51 69	
									231	N George Mason	62 71	
									288	A Ark.-Pine Bluff	47 65	
									318	H Alabama A&M	58 63	
									346	A UMKC	46 62	
LAST 12 Division I GAMES:												
			318	H Alabama A&M	58 63	139	A Memphis	39 62				
			288	A Ark.-Pine Bluff	47 65	31	A Mississippi St.	41 104				
			155	A Alabama	40 71	46	A Vanderbilt	37 63				
			94	A Ole Miss	38 91	231	N George Mason	62 71				
			38	A Tulane	47 87	346	A UMKC	46 62				
						163	A Southern Miss.	51 69				

Non-Div I Games: Talladega 59 38 Philander Smith 71 65

Mississippi Val.

Loss, Non-Conf, S Site, H Home A Away N Neutral

## Missouri

Through Games Of Jan. 11, 2015

Average RPI Win:	220	WON-LOST	WINNING	LAST 10	STRENGTH OF	OPP. STRENGTH	TEAM	ADJ.	CONF.	ADJ CONF.
Average RPI Loss:	102	RECORD	PCT. RANK	GAMES	SCHEDULE	OF SCHEDULE	RPI	RPI	RPI	RPI
DIV. I ONLY	11- 6	94	6- 4	161	153	123	123	3	3	
DIV. I NON-CONF.	10- 3	53	6- 2	308	208	152	152	4	4	
TOTALS	RPI 1-25	RPI 26-50	W-L RECORDS	RPI 51-100	RPI 101-150	RPI 150+				
11- 6	0- 1	0- 3	OVERALL	1- 0	0- 0	10- 2				
9- 2	0- 0	0- 1	HOME	1- 0	0- 0	8- 1				
1- 3	0- 1	0- 1	AWAY	0- 0	0- 0	1- 1				
1- 1	0- 0	0- 1	NEUTRAL	0- 0	0- 0	1- 0				
10- 3	0- 0	0- 1	NON-CONFERENCE	1- 0	0- 0	9- 2				
8- 1	0- 0	0- 0	HOME	1- 0	0- 0	7- 1				
1- 1	0- 0	0- 0	AWAY	0- 0	0- 0	1- 1				
1- 1	0- 0	0- 1	NEUTRAL	0- 0	0- 0	1- 0				
1- 3	0- 1	0- 2	CONFERENCE	0- 0	0- 0	1- 0				
1- 1	0- 0	0- 1	HOME	0- 0	0- 0	1- 0				
0- 2	0- 1	0- 1	AWAY	0- 0	0- 0	0- 0				
0- 0	0- 0	0- 0	NEUTRAL	0- 0	0- 0	0- 0				

RPI	S	Opponent	Score	RPI	S	Opponent	Score	RPI	S	Opponent	Score	RPI	S	Opponent	Score	Team's RPI: 123
2	A	Tennessee	53 63	27	N	California	70 82	98	H	Colorado	53 50	151	H	Saint Louis	74 55	
				31	H	Mississippi St.	47 53					159	A	Wake Forest	79 64	
				34	A	Georgia	48 69					180	H	Missouri St.	52 57	
												188	H	Florida	66 47	
												196	H	UT Martin	74 65	
												237	H	Western Ill.	89 52	
												248	N	UNLV	79 60	
												261	H	Loyola Chicago	56 45	
												280	H	Northern Ill.	47 44	
												299	H	Southeast Mo. St.	88 42	
												306	H	Milwaukee	68 55	
												336	A	Bradley	64 76	
LAST 12 Division I GAMES:																
188	H	Florida	66 47	180	H	Missouri St.	52 57									
34	A	Georgia	48 69	196	H	UT Martin	74 65									
31	H	Mississippi St.	47 53	159	A	Wake Forest	79 64									
2	A	Tennessee	53 63	280	H	Northern Ill.	47 44									
336	A	Bradley	64 76	98	H	Colorado	53 50									
261	H	Loyola Chicago	56 45	151	H	Saint Louis	74 55									

Non-Div I Games:

Missouri

■ Loss, 
■ Non-Conf, S Site, 
■ Home 
■ Away 
N Neutral

Average RPI Win:	169	WON-LOST	WINNING	LAST 10	STRENGTH OF	OPP. STRENGTH	TEAM	ADJ.	CONF.	ADJ CONF.
Average RPI Loss:	105	RECORD	PCT. RANK	GAMES	SCHEDULE	OF SCHEDULE	RPI	RPI	RPI	RPI
DIV. I ONLY	4- 10	269	4- 6	30	132	180	180	16	16	
DIV. I NON-CONF.	3- 8	263	3- 6	72	106	192	192	15	15	
TOTALS	RPI 1-25	RPI 26-50	W-L RECORDS	RPI 51-100	RPI 101-150	RPI 150+				
4- 10	0- 0	0- 2	OVERALL	1- 4	1- 2	2- 2				
3- 4	0- 0	0- 1	HOME	1- 2	0- 0	2- 1				
1- 5	0- 0	0- 1	AWAY	0- 2	1- 1	0- 1				
0- 1	0- 0	0- 0	NEUTRAL	0- 0	0- 1	0- 0				
3- 8	0- 0	0- 1	NON-CONFERENCE	0- 4	1- 2	2- 1				
2- 2	0- 0	0- 0	HOME	0- 2	0- 0	2- 0				
1- 5	0- 0	0- 1	AWAY	0- 2	1- 1	0- 1				
0- 1	0- 0	0- 0	NEUTRAL	0- 0	0- 1	0- 0				
1- 2	0- 0	0- 1	CONFERENCE	1- 0	0- 0	0- 1				
1- 2	0- 0	0- 1	HOME	1- 0	0- 0	0- 1				
0- 0	0- 0	0- 0	AWAY	0- 0	0- 0	0- 0				
0- 0	0- 0	0- 0	NEUTRAL	0- 0	0- 0	0- 0				

RPI 1-25				RPI 26-50				RPI 51-100				RPI 101+				Team's RPI: 180
RPI	S	Opponent	Score	RPI	S	Opponent	Score	RPI	S	Opponent	Score	RPI	S	Opponent	Score	
				42	H	Wichita St.	59 71	52	H	Arkansas	50 59	118	N	TCU	68 82	
				47	A	UALR	48 61	64	H	Indiana St.	74 66	123	A	Missouri	57 52	
								68	A	Oklahoma St.	36 77	139	A	Memphis	63 79	
								80	H	Arkansas St.	62 78	183	H	Evansville	56 65	
								98	A	Colorado	59 87	226	A	Oral Roberts	57 70	
												238	H	SIUE	75 69	
												252	H	IUPUI	68 58	
LAST 12 Division I GAMES:																
				42	H	Wichita St.	59 71	80	H	Arkansas St.	62 78					
				64	H	Indiana St.	74 66	252	H	IUPUI	68 58					
				183	H	Evansville	56 65	52	H	Arkansas	50 59					
				123	A	Missouri	57 52	238	H	SIUE	75 69					
				226	A	Oral Roberts	57 70	118	N	TCU	68 82					
				68	A	Oklahoma St.	36 77	98	A	Colorado	59 87					

Non-Div I Games:

Missouri St.

Average RPI Win:	281	WON-LOST	WINNING	LAST 10	STRENGTH OF	OPP. STRENGTH	TEAM	ADJ.	CONF.	ADJ CONF.
Average RPI Loss:	138	RECORD	PCT. RANK	GAMES	SCHEDULE	OF SCHEDULE	RPI	RPI	RPI	RPI
DIV. I ONLY	6- 9	214	3- 7	207	288	219	219	25	25	
DIV. I NON-CONF.	4- 5	187	2- 4	257	269	239	239	23	23	
TOTALS	RPI 1-25	RPI 26-50	W-L RECORDS	RPI 51-100	RPI 101-150	RPI 150+				
6- 9	0- 1	0- 1	OVERALL	0- 0	0- 3	6- 4				
3- 3	0- 1	0- 0	HOME	0- 0	0- 1	3- 1				
3- 6	0- 0	0- 1	AWAY	0- 0	0- 2	3- 3				
0- 0	0- 0	0- 0	NEUTRAL	0- 0	0- 0	0- 0				
4- 5	0- 1	0- 0	NON-CONFERENCE	0- 0	0- 3	4- 1				
2- 2	0- 1	0- 0	HOME	0- 0	0- 1	2- 0				
2- 3	0- 0	0- 0	AWAY	0- 0	0- 2	2- 1				
0- 0	0- 0	0- 0	NEUTRAL	0- 0	0- 0	0- 0				
2- 4	0- 0	0- 1	CONFERENCE	0- 0	0- 0	2- 3				
1- 1	0- 0	0- 0	HOME	0- 0	0- 0	1- 1				
1- 3	0- 0	0- 1	AWAY	0- 0	0- 0	1- 2				
0- 0	0- 0	0- 0	NEUTRAL	0- 0	0- 0	0- 0				

RPI 1-25				RPI 26-50				RPI 51-100				RPI 101+ Team's RPI: 219			
RPI	S	Opponent	Score	RPI	S	Opponent	Score	RPI	S	Opponent	Score	RPI	S	Opponent	Score
16	H	Princeton	53 84	37	A	Quinnipiac	53 94					103	H	Lehigh	70 82
												120	A	Xavier	45 61
												143	A	Yale	58 62
												156	A	Marist	65 75
												156	H	Marist	60 63
												186	A	Iona	58 71
												186	H	Iona	75 74
												269	H	Colgate	82 62
												291	A	LIU Brooklyn	78 57
												295	A	Wagner	82 59
												305	H	Fairleigh Dickinson	71 66
												321	A	UMES	73 86
												341	A	Rider	66 62
LAST 12 Division I GAMES:															
156	H	Marist	60 63	321	A	UMES	73 86								
341	A	Rider	66 62	16	H	Princeton	53 84								
37	A	Quinnipiac	53 94	269	H	Colgate	82 62								
186	A	Iona	58 71	120	A	Xavier	45 61								
143	A	Yale	58 62	186	H	Iona	75 74								
295	A	Wagner	82 59	156	A	Marist	65 75								

Non-Div I Games:

Monmouth

■ Loss, 
 ■ Non-Conf, 
 S Site, 
 ■ Home 
 ■ Away 
 N Neutral

Montana

Through Games Of Jan. 11, 2015

Average RPI Win:	248	WON-LOST	WINNING	LAST 10	STRENGTH OF	OPP. STRENGTH	TEAM	ADJ.	CONF.	ADJ CONF.
Average RPI Loss:	113	RECORD	PCT. RANK	GAMES	SCHEDULE	OF SCHEDULE	RPI	RPI	RPI	RPI
DIV. I ONLY	8- 5	110	7- 2	270	179	161	161	22	22	
DIV. I NON-CONF.	5- 4	139	4- 3	266	114	181	181	21	21	
TOTALS	RPI 1-25	RPI 26-50	W-L RECORDS	RPI 51-100	RPI 101-150	RPI 150+				
8- 5	0- 1	0- 0	OVERALL	0- 1	0- 1	8- 2				
4- 1	0- 0	0- 0	HOME	0- 0	0- 0	4- 1				
3- 2	0- 0	0- 0	AWAY	0- 1	0- 1	3- 0				
1- 2	0- 1	0- 0	NEUTRAL	0- 0	0- 0	1- 1				
5- 4	0- 1	0- 0	NON-CONFERENCE	0- 1	0- 0	5- 2				
2- 1	0- 0	0- 0	HOME	0- 0	0- 0	2- 1				
2- 1	0- 0	0- 0	AWAY	0- 1	0- 0	2- 0				
1- 2	0- 1	0- 0	NEUTRAL	0- 0	0- 0	1- 1				
3- 1	0- 0	0- 0	CONFERENCE	0- 0	0- 1	3- 0				
2- 0	0- 0	0- 0	HOME	0- 0	0- 0	2- 0				
1- 1	0- 0	0- 0	AWAY	0- 0	0- 1	1- 0				
0- 0	0- 0	0- 0	NEUTRAL	0- 0	0- 0	0- 0				

RPI 1-25			RPI 26-50			RPI 51-100			RPI 101+			Team's RPI: 161
RPI	S	Opponent	Score	RPI	S	Opponent	Score	RPI	S	Opponent	Score	
16	N	Princeton	55 80					55	A	Pacific	50 62	
								140	A	North Dakota	52 59	
								159	N	Wake Forest	60 73	
								181	N	Charlotte	67 58	
								195	H	Wyoming	54 60	
								197	A	Northern Colo.	64 58	
								220	H	Austin Peay	83 62	
								222	H	Idaho St.	77 65	
								247	A	Portland	69 55	
								282	H	Weber St.	53 43	
								300	A	Seattle	70 64	
								331	H	Utah Valley	68 44	
LAST 12 Division I GAMES:												
222	H	Idaho St.	77 65	220	H	Austin Peay	83 62					
282	H	Weber St.	53 43	331	H	Utah Valley	68 44					
140	A	North Dakota	52 59	300	A	Seattle	70 64					
197	A	Northern Colo.	64 58	247	A	Portland	69 55					
16	N	Princeton	55 80	195	H	Wyoming	54 60					
181	N	Charlotte	67 58	159	N	Wake Forest	60 73					

Non-Div I Games: Montana Western 55 44 Carroll (MT) 64 34

Montana

Loss, Non-Conf, S Site, H Home A Away N Neutral



Average RPI Win:	240	WON-LOST	WINNING	LAST 10	STRENGTH OF	OPP. STRENGTH	TEAM	ADJ.	CONF.	ADJ CONF.
Average RPI Loss:	121	RECORD	PCT. RANK	GAMES	SCHEDULE	OF SCHEDULE	RPI	RPI	RPI	RPI
DIV. I ONLY	5- 8	226	3- 5	131	220	189	189	22	22	
DIV. I NON-CONF.	4- 5	187	3- 3	64	184	114	114	21	21	
TOTALS	RPI 1-25	RPI 26-50	W-L RECORDS	RPI 51-100	RPI 101-150	RPI 150+				
5- 8	0- 0	0- 1	OVERALL	0- 2	0- 3	5- 2				
3- 2	0- 0	0- 1	HOME	0- 0	0- 0	3- 1				
1- 6	0- 0	0- 0	AWAY	0- 2	0- 3	1- 1				
1- 0	0- 0	0- 0	NEUTRAL	0- 0	0- 0	1- 0				
4- 5	0- 0	0- 1	NON-CONFERENCE	0- 2	0- 2	4- 0				
2- 1	0- 0	0- 1	HOME	0- 0	0- 0	2- 0				
1- 4	0- 0	0- 0	AWAY	0- 2	0- 2	1- 0				
1- 0	0- 0	0- 0	NEUTRAL	0- 0	0- 0	1- 0				
1- 3	0- 0	0- 0	CONFERENCE	0- 0	0- 1	1- 2				
1- 1	0- 0	0- 0	HOME	0- 0	0- 0	1- 1				
0- 2	0- 0	0- 0	AWAY	0- 0	0- 1	0- 1				
0- 0	0- 0	0- 0	NEUTRAL	0- 0	0- 0	0- 0				

RPI S	Opponent	Score	RPI S	Opponent	Score	RPI S	Opponent	Score	RPI S	Opponent	Score	Team's RPI: 189
43	H Gonzaga	60 89	56	A Washington St.	61 82	107	A CSUN	66 78				
			79	A San Diego	64 79	124	A Boise St.	60 75				
						140	A North Dakota	74 82				
						172	A Cal St. Fullerton	63 47				
						195	H Wyoming	79 52				
						197	A Northern Colo.	61 80				
						222	H Idaho St.	62 65				
						252	N IUPUI	80 74				
						282	H Weber St.	62 54				
						300	H Seattle	74 61				
LAST 12 Division I GAMES:												
282	H Weber St.	62 54	56	A Washington St.	61 82							
222	H Idaho St.	62 65	195	H Wyoming	79 52							
197	A Northern Colo.	61 80	252	N IUPUI	80 74							
140	A North Dakota	74 82	107	A CSUN	66 78							
43	H Gonzaga	60 89	79	A San Diego	64 79							
172	A Cal St. Fullerton	63 47	300	H Seattle	74 61							

Non-Div I Games: Mont. St. Billings 76 57 Great Falls 87 71

Montana St.

Loss, Non-Conf, S Site, H Home A Away N Neutral

Average RPI Win:	276	WON-LOST	WINNING	LAST 10	STRENGTH OF	OPP. STRENGTH	TEAM	ADJ.	CONF.	ADJ CONF.
Average RPI Loss:	140	RECORD	PCT. RANK	GAMES	SCHEDULE	OF SCHEDULE	RPI	RPI	RPI	RPI
DIV. I ONLY	5- 10	252	3- 7	137	289	209	209	27	27	
DIV. I NON-CONF.	3- 9	281	1- 7	81	266	211	211	26	26	
TOTALS	RPI 1-25	RPI 26-50	W-L RECORDS	RPI 51-100	RPI 101-150	RPI 150+				
5- 10	0- 1	0- 0	OVERALL	0- 2	0- 4	5- 3				
2- 4	0- 0	0- 0	HOME	0- 0	0- 3	2- 1				
3- 6	0- 1	0- 0	AWAY	0- 2	0- 0	3- 2				
0- 0	0- 0	0- 0	NEUTRAL	0- 0	0- 0	0- 0				
3- 9	0- 1	0- 0	NON-CONFERENCE	0- 2	0- 4	3- 2				
1- 4	0- 0	0- 0	HOME	0- 0	0- 3	1- 1				
2- 5	0- 1	0- 0	AWAY	0- 2	0- 1	2- 1				
0- 0	0- 0	0- 0	NEUTRAL	0- 0	0- 0	0- 0				
2- 1	0- 0	0- 0	CONFERENCE	0- 0	0- 0	2- 1				
1- 0	0- 0	0- 0	HOME	0- 0	0- 0	1- 0				
1- 1	0- 0	0- 0	AWAY	0- 0	0- 0	1- 1				
0- 0	0- 0	0- 0	NEUTRAL	0- 0	0- 0	0- 0				

RPI 1-25				RPI 26-50				RPI 51-100				RPI 101+ Team's RPI: 209			
RPI	S	Opponent	Score	RPI	S	Opponent	Score	RPI	S	Opponent	Score	RPI	S	Opponent	Score
3	A	Kentucky	62 91					66	A	Akron	61 89	104	H	East Tenn. St.	77 86
								85	A	Ohio	67 87	111	A	Indiana	57 98
												137	H	Southern Ill.	66 75
												148	H	Cleveland St.	72 80
												196	A	UT Martin	70 99
												206	H	Georgia St.	74 72
												231	A	George Mason	79 70
												250	A	USC Upstate	69 75
												297	H	Lipscomb	59 61
												299	A	Southeast Mo. St.	64 59
												311	H	Murray St.	64 63
												332	A	Norfolk St.	83 66
LAST 12 Division I GAMES:															
196	A	UT Martin	70 99	148	H	Cleveland St.	72 80	250	A	USC Upstate	69 75	104	H	East Tenn. St.	77 86
299	A	Southeast Mo. St.	64 59	206	H	Georgia St.	74 72	66	A	Akron	61 89	111	A	Indiana	57 98
311	H	Murray St.	64 63	66	A	Ohio	67 87								
137	H	Southern Ill.	66 75												
297	H	Lipscomb	59 61												

Non-Div I Games: Brescia 98 68

Morehead St.

■ Loss, 
 ■ Non-Conf, S Site, 
 ■ Home 
 ■ Away 
 N Neutral

Average RPI Win:	335	WON-LOST	WINNING	LAST 10	STRENGTH OF	OPP. STRENGTH	TEAM	ADJ.	CONF.	ADJ CONF.
Average RPI Loss:	153	RECORD	PCT. RANK	GAMES	SCHEDULE	OF SCHEDULE	RPI	RPI	RPI	RPI
DIV. I ONLY	2- 11	321	2- 8	182	297	277	277	32	32	
DIV. I NON-CONF.	1- 9	328	1- 7	51	317	252	252	31	31	
TOTALS	RPI 1-25	RPI 26-50	W-L RECORDS	RPI 51-100	RPI 101-150	RPI 150+				
2- 11	0- 0	0- 2	OVERALL	0- 3	0- 1	2- 5				
0- 2	0- 0	0- 0	HOME	0- 0	0- 0	0- 2				
2- 8	0- 0	0- 2	AWAY	0- 2	0- 1	2- 2				
0- 1	0- 0	0- 0	NEUTRAL	0- 0	0- 0	0- 1				
1- 9	0- 0	0- 2	NON-CONFERENCE	0- 2	0- 1	1- 4				
0- 2	0- 0	0- 0	HOME	0- 0	0- 0	0- 2				
1- 6	0- 0	0- 2	AWAY	0- 2	0- 1	1- 1				
0- 1	0- 0	0- 0	NEUTRAL	0- 0	0- 0	0- 1				
1- 2	0- 0	0- 0	CONFERENCE	0- 1	0- 0	1- 1				
0- 0	0- 0	0- 0	HOME	0- 0	0- 0	0- 0				
1- 2	0- 0	0- 0	AWAY	0- 1	0- 0	1- 1				
0- 0	0- 0	0- 0	NEUTRAL	0- 0	0- 0	0- 0				

RPI S	Opponent	Score	RPI S	Opponent	Score	RPI S	Opponent	Score	RPI S	Opponent	Score	Team's RPI: 277
34	A Georgia	36 68	63	A Hampton	43 63	109	A Texas Tech	57 65				
41	A Chattanooga	40 55	68	A Oklahoma St.	43 73	157	A Bucknell	50 79				
			70	A Georgia Tech	76 105	244	H Stony Brook	48 50				
						254	H Brown	52 59				
						308	N Tennessee Tech	56 62				
						322	A UMBC	54 46				
						332	A Norfolk St.	63 68				
						348	A Delaware St.	64 56				
LAST 12 Division I GAMES:												
348	A Delaware St.	64 56	41	A Chattanooga	40 55							
254	H Brown	52 59	244	H Stony Brook	48 50							
322	A UMBC	54 46	63	A Hampton	43 63							
308	N Tennessee Tech	56 62	332	A Norfolk St.	63 68							
109	A Texas Tech	57 65	157	A Bucknell	50 79							
70	A Georgia Tech	76 105	68	A Oklahoma St.	43 73							

Non-Div I Games: Wesley 90 50 Washington Adventis 66 44

Morgan St.

Loss, Non-Conf, S Site, H Home A Away N Neutral

## Mt. St. Mary's

Through Games Of Jan. 11, 2015

Average RPI Win:	318	WON-LOST	WINNING	LAST 10	STRENGTH OF	OPP. STRENGTH	TEAM	ADJ.	CONF.	ADJ CONF.
Average RPI Loss:	182	RECORD	PCT. RANK	GAMES	SCHEDULE	OF SCHEDULE	RPI	RPI	RPI	RPI
DIV. I ONLY	4- 10	269	0- 3	333	224	317	317	28	28	
DIV. I NON-CONF.	2- 9	297	0- 3	302	206	332	332	28	28	
TOTALS	RPI 1-25	RPI 26-50	W-L RECORDS	RPI 51-100	RPI 101-150	RPI 150+				
4- 10	0- 1	0- 0	OVERALL	0- 2	0- 0	4- 7				
3- 1	0- 0	0- 0	HOME	0- 0	0- 0	3- 1				
1- 9	0- 0	0- 0	AWAY	0- 1	0- 0	1- 0				
0- 0	0- 0	0- 0	NEUTRAL	0- 0	0- 0	0- 0				
2- 9	0- 1	0- 0	NON-CONFERENCE	0- 2	0- 0	2- 6				
2- 1	0- 0	0- 0	HOME	0- 0	0- 0	2- 1				
0- 8	0- 1	0- 0	AWAY	0- 2	0- 0	0- 5				
0- 0	0- 0	0- 0	NEUTRAL	0- 0	0- 0	0- 0				
2- 1	0- 0	0- 0	CONFERENCE	0- 0	0- 0	2- 1				
1- 0	0- 0	0- 0	HOME	0- 0	0- 0	1- 0				
1- 1	0- 0	0- 0	AWAY	0- 0	0- 0	1- 1				
0- 0	0- 0	0- 0	NEUTRAL	0- 0	0- 0	0- 0				

RPI 1-25				RPI 26-50				RPI 51-100				RPI 101+ Team's RPI: 317			
RPI	S	Opponent	Score	RPI	S	Opponent	Score	RPI	S	Opponent	Score	RPI	S	Opponent	Score
6	A	Maryland	45 109					58	A	North Carolina St.	60 85	157	H	Bucknell	49 74
								76	A	Fordham	37 61	173	A	Niagara	60 78
												227	A	Davidson	62 67
												255	A	Robert Morris	44 66
												273	A	Loyola Maryland	49 56
												274	A	Campbell	42 60
												295	A	Wagner	60 58
												298	H	Coppin St.	81 65
												321	A	UMES	43 58
												330	H	St. Francis Brooklyn	56 48
												348	H	Delaware St.	73 64
LAST 12 Division I GAMES:															
157	H	Bucknell	49 74	295	A	Wagner	60 58	173	A	Niagara	60 78	273	A	Loyola Maryland	49 56
76	A	Fordham	37 61	255	A	Robert Morris	44 66	298	H	Coppin St.	81 65	321	A	UMES	43 58
58	A	North Carolina St.	60 85	274	A	Campbell	42 60	330	H	St. Francis Brooklyn	56 48				
330	H	St. Francis Brooklyn	56 48	227	A	Davidson	62 67								
348	H	Delaware St.	73 64												
227	A	Davidson	62 67												

Non-Div I Games:

Mt. St. Mary's

■ Loss, 
 ■ Non-Conf, 
 ■ S Site, 
 ■ H Home 
 ■ A Away 
 N Neutral

Average RPI Win:	294	WON-LOST	WINNING	LAST 10	STRENGTH OF	OPP. STRENGTH	TEAM	ADJ.	CONF.	ADJ CONF.
Average RPI Loss:	167	RECORD	PCT. RANK	GAMES	SCHEDULE	OF SCHEDULE	RPI	RPI	RPI	RPI
DIV. I ONLY	3- 11	297	0- 1	201	328	311	311	27	27	
DIV. I NON-CONF.	3- 8	263	0- 1	176	320	289	289	26	26	
TOTALS	RPI 1-25	RPI 26-50	W-L RECORDS	RPI 51-100	RPI 101-150	RPI 150+				
3- 11	0- 0	0- 0	OVERALL	0- 3	0- 2	3- 6				
3- 2	0- 0	0- 0	HOME	0- 1	0- 0	3- 1				
0- 8	0- 0	0- 0	AWAY	0- 2	0- 2	0- 4				
0- 1	0- 0	0- 0	NEUTRAL	0- 0	0- 0	0- 1				
3- 8	0- 0	0- 0	NON-CONFERENCE	0- 3	0- 2	3- 3				
3- 2	0- 0	0- 0	HOME	0- 1	0- 0	3- 1				
0- 5	0- 0	0- 0	AWAY	0- 2	0- 2	0- 1				
0- 1	0- 0	0- 0	NEUTRAL	0- 0	0- 0	0- 1				
0- 3	0- 0	0- 0	CONFERENCE	0- 0	0- 0	0- 3				
0- 0	0- 0	0- 0	HOME	0- 0	0- 0	0- 0				
0- 3	0- 0	0- 0	AWAY	0- 0	0- 0	0- 3				
0- 0	0- 0	0- 0	NEUTRAL	0- 0	0- 0	0- 0				

RPI 1-25			RPI 26-50			RPI 51-100				RPI 101+		Team's RPI: 311
RPI	S	Opponent	Score	RPI	S	Opponent	Score	RPI	S	Opponent	Score	
								67	A	Illinois	44	64
								85	H	Ohio	60	111
								95	A	Kennesaw St.	60	65

Non-Div I Games: Brescia 118 50 Blackburn 110 31

Murray St.

Loss, Non-Conf, S Site, H Home A Away N Neutral

Average RPI Win:	271	WON-LOST	WINNING	LAST 10	STRENGTH OF	OPP. STRENGTH	TEAM	ADJ.	CONF.	ADJ CONF.
Average RPI Loss:	142	RECORD	PCT. RANK	GAMES	SCHEDULE	OF SCHEDULE	RPI	RPI	RPI	RPI
DIV. I ONLY	6- 8	200	3- 6	293	201	232	232	32	32	
DIV. I NON-CONF.	5- 6	175	3- 5	212	203	182	182	31	31	
TOTALS	RPI 1-25	RPI 26-50	W-L RECORDS	RPI 51-100	RPI 101-150	RPI 150+				
6- 8	0- 1	0- 1	OVERALL	0- 1	0- 1	6- 4				
2- 2	0- 0	0- 0	HOME	0- 0	0- 0	2- 2				
2- 6	0- 1	0- 1	AWAY	0- 1	0- 1	2- 2				
2- 0	0- 0	0- 0	NEUTRAL	0- 0	0- 0	2- 0				
5- 6	0- 1	0- 1	NON-CONFERENCE	0- 1	0- 1	5- 2				
2- 1	0- 0	0- 0	HOME	0- 0	0- 0	2- 1				
1- 5	0- 1	0- 1	AWAY	0- 1	0- 1	1- 1				
2- 0	0- 0	0- 0	NEUTRAL	0- 0	0- 0	2- 0				
1- 2	0- 0	0- 0	CONFERENCE	0- 0	0- 0	1- 2				
0- 1	0- 0	0- 0	HOME	0- 0	0- 0	0- 1				
1- 1	0- 0	0- 0	AWAY	0- 0	0- 0	1- 1				
0- 0	0- 0	0- 0	NEUTRAL	0- 0	0- 0	0- 0				

RPI S	Opponent	Score	RPI S	Opponent	Score	RPI S	Opponent	Score	RPI S	Opponent	Score	Team's RPI: 232
19 A	Duke	36 87	41 A	Chattanooga	43 58	93 A	Appalachian St.	70 72	114 A	VCU	51 60	
									163 A	Southern Miss.	48 72	
									174 H	Savannah St.	56 59	
									207 H	Navy	52 47	
									214 H	William & Mary	57 59	
									226 N	Oral Roberts	47 38	
									227 A	Davidson	62 57	
									308 N	Tennessee Tech	54 49	
									313 A	Howard	80 69	
									321 A	UMES	43 58	
									342 H	UNC Asheville	63 46	
LAST 12 Division I GAMES:												
174 H	Savannah St.	56 59	308 N	Tennessee Tech	54 49							
19 A	Duke	36 87	93 A	Appalachian St.	70 72							
114 A	VCU	51 60	321 A	UMES	43 58							
41 A	Chattanooga	43 58	313 A	Howard	80 69							
226 N	Oral Roberts	47 38	227 A	Davidson	62 57							
214 H	William & Mary	57 59	163 A	Southern Miss.	48 72							

Non-Div I Games: Guilford 87 41 Johnson C. Smith 76 45

N.C. A&amp;T

Loss, Non-Conf, S Site, H Home A Away N Neutral

N.C. Central

Through Games Of Jan. 11, 2015

Average RPI Win:	317	WON-LOST	WINNING	LAST 10	STRENGTH OF	OPP. STRENGTH	TEAM	ADJ.	CONF.	ADJ CONF.
Average RPI Loss:	233	RECORD	PCT. RANK	GAMES	SCHEDULE	OF SCHEDULE	RPI	RPI	RPI	RPI
DIV. I ONLY	3- 11	297	1- 8	309	347	338	338	32	32	
DIV. I NON-CONF.	2- 9	297	1- 7	282	340	330	330	31	31	
TOTALS	RPI 1-25	RPI 26-50	W-L RECORDS	RPI 51-100	RPI 101-150	RPI 150+				
3- 11	0- 1	0- 0	OVERALL	0- 1	0- 0	3- 9				
2- 3	0- 0	0- 0	HOME	0- 0	0- 0	2- 3				
1- 8	0- 1	0- 0	AWAY	0- 1	0- 0	1- 6				
0- 0	0- 0	0- 0	NEUTRAL	0- 0	0- 0	0- 0				
2- 9	0- 1	0- 0	NON-CONFERENCE	0- 1	0- 0	2- 7				
1- 3	0- 0	0- 0	HOME	0- 0	0- 0	1- 3				
1- 6	0- 1	0- 0	AWAY	0- 1	0- 0	1- 4				
0- 0	0- 0	0- 0	NEUTRAL	0- 0	0- 0	0- 0				
1- 2	0- 0	0- 0	CONFERENCE	0- 0	0- 0	1- 2				
1- 0	0- 0	0- 0	HOME	0- 0	0- 0	1- 0				
0- 2	0- 0	0- 0	AWAY	0- 0	0- 0	0- 2				
0- 0	0- 0	0- 0	NEUTRAL	0- 0	0- 0	0- 0				

RPI 1-25				RPI 26-50				RPI 51-100				RPI 101+ Team's RPI: 338			
RPI	S	Opponent	Score	RPI	S	Opponent	Score	RPI	S	Opponent	Score	RPI	S	Opponent	Score
7	A	South Carolina	26 90					59	A	Syracuse	25 70	182	A	Virginia Tech	44 80
												218	H	Winthrop	63 71
												223	H	Presbyterian	33 45
												274	A	Campbell	60 65
												301	H	South Carolina St.	56 54
												304	A	Gardner-Webb	53 73
												307	A	Western Caro.	64 59
												313	A	Howard	65 70
												321	A	UMES	61 71
												327	H	Wofford	55 69
												337	A	Coastal Caro.	52 67
												342	H	UNC Asheville	55 52
LAST 12 Division I GAMES:															
301	H	South Carolina St.	56 54	59	A	Syracuse	25 70	182	A	Virginia Tech	44 80	313	A	Howard	65 70
327	H	Wofford	55 69	321	A	UMES	61 71	7	A	South Carolina	26 90	342	H	UNC Asheville	55 52
223	H	Presbyterian	33 45												
337	A	Coastal Caro.	52 67												
218	H	Winthrop	63 71												
304	A	Gardner-Webb	53 73												

Non-Div I Games: Bluefield St. 63 66

N.C. Central

Loss, Non-Conf, S Site, H Home A Away N Neutral

Average RPI Win:	278	WON-LOST	WINNING	LAST 10	STRENGTH OF	OPP. STRENGTH	TEAM	ADJ.	CONF.	ADJ CONF.
Average RPI Loss:	131	RECORD	PCT. RANK	GAMES	SCHEDULE	OF SCHEDULE	RPI	RPI	RPI	RPI
DIV. I ONLY	8- 10	196	4- 6	224	263	217	217	24	24	
DIV. I NON-CONF.	8- 10	187	5- 7	228	267	222	222	25	25	
TOTALS	RPI 1-25	RPI 26-50	W-L RECORDS	RPI 51-100	RPI 101-150	RPI 150+				
8- 10	0- 0	0- 2	OVERALL	0- 3	0- 2	8- 3				
5- 3	0- 0	0- 0	HOME	0- 1	0- 1	5- 1				
3- 6	0- 0	0- 2	AWAY	0- 2	0- 1	3- 1				
0- 1	0- 0	0- 0	NEUTRAL	0- 0	0- 0	0- 1				
8- 10	0- 0	0- 2	NON-CONFERENCE	0- 3	0- 2	8- 3				
5- 3	0- 0	0- 0	HOME	0- 1	0- 1	5- 1				
3- 6	0- 0	0- 2	AWAY	0- 2	0- 1	3- 1				
0- 1	0- 0	0- 0	NEUTRAL	0- 0	0- 0	0- 1				
0- 0	0- 0	0- 0	CONFERENCE	0- 0	0- 0	0- 0				
0- 0	0- 0	0- 0	HOME	0- 0	0- 0	0- 0				
0- 0	0- 0	0- 0	AWAY	0- 0	0- 0	0- 0				
0- 0	0- 0	0- 0	NEUTRAL	0- 0	0- 0	0- 0				

RPI 1-25				RPI 26-50				RPI 51-100				RPI 101+ Team's RPI: 217			
RPI	S	Opponent	Score	RPI	S	Opponent	Score	RPI	S	Opponent	Score	RPI	S	Opponent	Score
				36	A	Seton Hall	62 74	84	H	Hofstra	47 62	103	H	Lehigh	54 74
				49	A	St. John's (NY)	42 66	92	A	Dartmouth	63 68	138	A	Lafayette	50 66
								96	A	Clemson	47 64	160	A	New Hampshire	56 61
												170	A	Fla. Atlantic	65 57
												178	H	Tex.-Pan American	59 54
												259	N	North Dakota St.	48 60
												286	H	Binghamton	52 48
												291	H	LIU Brooklyn	48 57
												295	H	Wagner	60 54
												305	A	Fairleigh Dickinson	68 64
												327	A	Wofford	76 50
												330	H	St. Francis Brooklyn	57 50
												334	H	Chicago St.	59 48
LAST 12 Division I GAMES:															
				178	H	Tex.-Pan American	59 54	138	A	Lafayette	50 66				
				334	H	Chicago St.	59 48	36	A	Seton Hall	62 74				
				327	A	Wofford	76 50	49	A	St. John's (NY)	42 66				
				96	A	Clemson	47 64	291	H	LIU Brooklyn	48 57				
				295	H	Wagner	60 54	84	H	Hofstra	47 62				
				259	N	North Dakota St.	48 60	286	H	Binghamton	52 48				

Non-Div I Games:

NJIT

  Loss, 
  Non-Conf, 
  S Site, 
  H Home 
  A Away 
N Neutral



## Navy

Through Games Of Jan. 11, 2015

Average RPI Win:	248	WON-LOST	WINNING	LAST 10	STRENGTH OF	OPP. STRENGTH	TEAM	ADJ.	CONF.	ADJ CONF.
Average RPI Loss:	171	RECORD	PCT. RANK	GAMES	SCHEDULE	OF SCHEDULE	RPI	RPI	RPI	RPI
DIV. I ONLY	8- 6	129	7- 3	308	254	207	207	21	21	
DIV. I NON-CONF.	5- 5	158	5- 3	324	241	272	272	22	22	
TOTALS	RPI 1-25	RPI 26-50	W-L RECORDS	RPI 51-100	RPI 101-150	RPI 150+				
8- 6	0- 0	0- 0	OVERALL	0- 2	1- 1	7- 3				
6- 1	0- 0	0- 0	HOME	0- 1	1- 0	5- 0				
2- 5	0- 0	0- 0	AWAY	0- 1	0- 1	2- 3				
0- 0	0- 0	0- 0	NEUTRAL	0- 0	0- 0	0- 0				
5- 5	0- 0	0- 0	NON-CONFERENCE	0- 2	0- 1	5- 2				
5- 1	0- 0	0- 0	HOME	0- 1	0- 0	5- 0				
0- 4	0- 0	0- 0	AWAY	0- 1	0- 1	0- 2				
0- 0	0- 0	0- 0	NEUTRAL	0- 0	0- 0	0- 0				
3- 1	0- 0	0- 0	CONFERENCE	0- 0	1- 0	2- 1				
1- 0	0- 0	0- 0	HOME	0- 0	1- 0	0- 0				
2- 1	0- 0	0- 0	AWAY	0- 0	0- 0	2- 1				
0- 0	0- 0	0- 0	NEUTRAL	0- 0	0- 0	0- 0				

RPI 1-25				RPI 26-50				RPI 51-100				RPI 101+ Team's RPI: 207			
RPI	S	Opponent	Score	RPI	S	Opponent	Score	RPI	S	Opponent	Score	RPI	S	Opponent	Score
								74	A	Elon	56 69	134	A	Oregon	64 72
								81	H	Penn	51 60	138	H	Lafayette	65 52
												191	A	Army	53 50
												198	H	Towson	55 51
												231	H	George Mason	84 79
												232	A	N.C. A&T	47 52
												233	A	Portland St.	50 56
												273	A	Loyola Maryland	49 55
												287	H	UNC Greensboro	71 64
												289	H	Grand Canyon	60 51
												303	A	Boston U.	61 55
												344	H	Saint Peter's	71 35
LAST 12 Division I GAMES:															
191	A	Army	53 50	344	H	Saint Peter's	71 35								
303	A	Boston U.	61 55	134	A	Oregon	64 72								
138	H	Lafayette	65 52	233	A	Portland St.	50 56								
273	A	Loyola Maryland	49 55	198	H	Towson	55 51								
231	H	George Mason	84 79	289	H	Grand Canyon	60 51								
81	H	Penn	51 60	287	H	UNC Greensboro	71 64								

Non-Div I Games: Mary Washington 79 59

Navy

■ Loss, 
 ■ Non-Conf, 
 ■ S Site, 
 ■ H Home 
 ■ A Away 
 N Neutral

## Nebraska

Through Games Of Jan. 11, 2015

Average RPI Win:	127	WON-LOST	WINNING	LAST 10	STRENGTH OF	OPP. STRENGTH	TEAM	ADJ.	CONF.	ADJ CONF.
Average RPI Loss:	62	RECORD	PCT. RANK	GAMES	SCHEDULE	OF SCHEDULE	RPI	RPI	RPI	RPI
DIV. I ONLY	12- 3	35	7- 3	26	28	22	22	1	1	
DIV. I NON-CONF.	10- 1	16	7- 1	98	54	17	17	1	1	
TOTALS	RPI 1-25	RPI 26-50	W-L RECORDS	RPI 51-100	RPI 101-150	RPI 150+				
12- 3	1- 1	0- 1	OVERALL	5- 0	3- 0	3- 1				
7- 1	1- 1	0- 0	HOME	0- 0	3- 0	3- 0				
5- 2	0- 0	0- 1	AWAY	5- 0	0- 0	0- 1				
0- 0	0- 0	0- 0	NEUTRAL	0- 0	0- 0	0- 0				
10- 1	1- 0	0- 0	NON-CONFERENCE	3- 0	3- 0	3- 1				
7- 0	1- 0	0- 0	HOME	0- 0	3- 0	3- 0				
3- 1	0- 0	0- 0	AWAY	3- 0	0- 0	0- 1				
0- 0	0- 0	0- 0	NEUTRAL	0- 0	0- 0	0- 0				
2- 2	0- 1	0- 1	CONFERENCE	2- 0	0- 0	0- 0				
0- 1	0- 1	0- 0	HOME	0- 0	0- 0	0- 0				
2- 1	0- 0	0- 1	AWAY	2- 0	0- 0	0- 0				
0- 0	0- 0	0- 0	NEUTRAL	0- 0	0- 0	0- 0				

RPI S	Opponent	Score	RPI S	Opponent	Score	RPI S	Opponent	Score	RPI S	Opponent	Score
6	H Maryland	47 75	26	A Minnesota	69 72	56	A Washington St.	82 61	117	H Bakersfield	54 45
19	H Duke	60 54				60	A UCLA	71 66	141	H High Point	83 57
						67	A Illinois	58 53	145	H Pepperdine	100 65
						87	A Michigan St.	71 67	155	A Alabama	51 53
						97	A Creighton	60 57	197	H Northern Colo.	63 56
									215	H Utah	66 43
									320	H Alcorn	83 49
LAST 12 Division I GAMES:											
67	A Illinois	58 53	141	H High Point	83 57						
87	A Michigan St.	71 67	117	H Bakersfield	54 45						
6	H Maryland	47 75	97	A Creighton	60 57						
26	A Minnesota	69 72	155	A Alabama	51 53						
60	A UCLA	71 66	19	H Duke	60 54						
215	H Utah	66 43	197	H Northern Colo.	63 56						

Non-Div I Games:

Nebraska

■ Loss, 
 ■ Non-Conf, S Site, 
 ■ Home 
 ■ Away 
 N Neutral

## Nevada

Through Games Of Jan. 11, 2015

Average RPI Win:	295	WON-LOST	WINNING	LAST 10	STRENGTH OF	OPP. STRENGTH	TEAM	ADJ.	CONF.	ADJ CONF.
Average RPI Loss:	69	RECORD	PCT. RANK	GAMES	SCHEDULE	OF SCHEDULE	RPI	RPI	RPI	RPI
DIV. I ONLY	5- 8	226	0- 1	144	148	190	190	20	20	
DIV. I NON-CONF.	3- 7	250	0- 1	103	136	213	213	19	19	
TOTALS	RPI 1-25	RPI 26-50	W-L RECORDS	RPI 51-100	RPI 101-150	RPI 150+				
5- 8	0- 1	0- 2	OVERALL	0- 4	0- 1	5- 0				
3- 2	0- 0	0- 0	HOME	0- 2	0- 0	3- 0				
2- 4	0- 0	0- 2	AWAY	0- 1	0- 1	2- 0				
0- 2	0- 1	0- 0	NEUTRAL	0- 1	0- 0	0- 0				
3- 7	0- 1	0- 1	NON-CONFERENCE	0- 4	0- 1	3- 0				
2- 2	0- 0	0- 0	HOME	0- 2	0- 0	2- 0				
1- 3	0- 0	0- 1	AWAY	0- 1	0- 1	1- 0				
0- 2	0- 1	0- 0	NEUTRAL	0- 1	0- 0	0- 0				
2- 1	0- 0	0- 1	CONFERENCE	0- 0	0- 0	2- 0				
1- 0	0- 0	0- 0	HOME	0- 0	0- 0	1- 0				
1- 1	0- 0	0- 1	AWAY	0- 0	0- 0	1- 0				
0- 0	0- 0	0- 0	NEUTRAL	0- 0	0- 0	0- 0				

RPI 1-25				RPI 26-50				RPI 51-100				RPI 101+				Team's RPI: 190
RPI	S	Opponent	Score	RPI	S	Opponent	Score	RPI	S	Opponent	Score	RPI	S	Opponent	Score	
13	N	Oregon St.	50 73	27	A	California	54 76	55	H	Pacific	53 64	149	A	San Francisco	48 63	
				30	A	Fresno St.	43 65	82	A	BYU	60 65	247	H	Portland	84 59	
								94	H	Ole Miss	66 77	248	H	UNLV	71 62	
								99	N	Toledo	56 65	289	A	Grand Canyon	64 52	
												343	H	UC Santa Barbara	71 58	
												347	A	Air Force	76 53	
LAST 12 Division I GAMES:																
				94	H	Ole Miss	66 77	13	N	Oregon St.	50 73					
				30	A	Fresno St.	43 65	99	N	Toledo	56 65					
				248	H	UNLV	71 62	289	A	Grand Canyon	64 52					
				347	A	Air Force	76 53	55	H	Pacific	53 64					
				82	A	BYU	60 65	247	H	Portland	84 59					
				27	A	California	54 76	149	A	San Francisco	48 63					

Non-Div I Games: Cal St. Stanislaus 83 57

Nevada

■ Loss, 
 ■ Non-Conf, 
 ■ S Site, 
 ■ H Home 
 ■ A Away 
 N Neutral

# New Hampshire

Through Games Of Jan. 11, 2015

Average RPI Win:	257	WON-LOST	WINNING	LAST 10	STRENGTH OF	OPP. STRENGTH	TEAM	ADJ.	CONF.	ADJ CONF.
Average RPI Loss:	109	RECORD	PCT. RANK	GAMES	SCHEDULE	OF SCHEDULE	RPI	RPI	RPI	RPI
DIV. I ONLY	9- 5	98	6- 3	291	238	160	160	23	23	
DIV. I NON-CONF.	7- 4	108	4- 4	315	189	180	180	24	24	
TOTALS	RPI 1-25	RPI 26-50	W-L RECORDS	RPI 51-100	RPI 101-150	RPI 150+				
9- 5	0- 0	0- 0	OVERALL	1- 2	0- 2	8- 1				
4- 2	0- 0	0- 0	HOME	1- 0	0- 1	3- 1				
5- 3	0- 0	0- 0	AWAY	0- 2	0- 1	5- 0				
0- 0	0- 0	0- 0	NEUTRAL	0- 0	0- 0	0- 0				
7- 4	0- 0	0- 0	NON-CONFERENCE	1- 1	0- 2	6- 1				
3- 2	0- 0	0- 0	HOME	1- 0	0- 1	2- 1				
4- 2	0- 0	0- 0	AWAY	0- 1	0- 1	4- 0				
0- 0	0- 0	0- 0	NEUTRAL	0- 0	0- 0	0- 0				
2- 1	0- 0	0- 0	CONFERENCE	0- 1	0- 0	2- 0				
1- 0	0- 0	0- 0	HOME	0- 0	0- 0	1- 0				
1- 1	0- 0	0- 0	AWAY	0- 1	0- 0	1- 0				
0- 0	0- 0	0- 0	NEUTRAL	0- 0	0- 0	0- 0				

RPI 1-25				RPI 26-50				RPI 51-100				RPI 101+				Team's RPI: 160	
RPI	S	Opponent	Score	RPI	S	Opponent	Score	RPI	S	Opponent	Score	RPI	S	Opponent	Score		
								71	A	Albany (NY)	65	76	106	A	Boston College	58	64
								81	A	Penn	39	74	135	H	Bryant	54	57
								92	H	Dartmouth	60	44	153	H	Central Conn. St.	58	64
													217	H	NJIT	61	56
													239	A	Northeastern	63	62
													244	A	Stony Brook	60	52
													254	H	Brown	60	57
													303	A	Boston U.	67	55
													313	A	Howard	78	68
													322	H	UMBC	67	45
													325	A	Manhattan	58	54
LAST 12 Division I GAMES:																	
322	H	UMBC	67	45	325	A	Manhattan	58	54								
71	A	Albany (NY)	65	76	239	A	Northeastern	63	62								
244	A	Stony Brook	60	52	92	H	Dartmouth	60	44								
135	H	Bryant	54	57	106	A	Boston College	58	64								
81	A	Penn	39	74	303	A	Boston U.	67	55								
254	H	Brown	60	57	153	H	Central Conn. St.	58	64								

Non-Div I Games: Daniel Webster 84 32

New Hampshire

Loss, Non-Conf, S Site, H Home A Away N Neutral

Average RPI Win:	251	WON-LOST	WINNING	LAST 10	STRENGTH OF	OPP. STRENGTH	TEAM	ADJ.	CONF.	ADJ CONF.
Average RPI Loss:	90	RECORD	PCT. RANK	GAMES	SCHEDULE	OF SCHEDULE	RPI	RPI	RPI	RPI
DIV. I ONLY	6- 9	214	5- 5	83	156	192	192	20	20	
DIV. I NON-CONF.	4- 7	220	4- 4	54	234	202	202	19	19	
TOTALS	RPI 1-25	RPI 26-50	W-L RECORDS	RPI 51-100	RPI 101-150	RPI 150+				
6- 9	0- 1	0- 3	OVERALL	0- 0	0- 3	6- 2				
6- 2	0- 0	0- 1	HOME	0- 0	0- 1	6- 0				
0- 5	0- 1	0- 1	AWAY	0- 0	0- 2	0- 1				
0- 2	0- 0	0- 1	NEUTRAL	0- 0	0- 0	0- 1				
4- 7	0- 1	0- 2	NON-CONFERENCE	0- 0	0- 2	4- 2				
4- 2	0- 0	0- 1	HOME	0- 0	0- 1	4- 0				
0- 3	0- 1	0- 0	AWAY	0- 0	0- 1	0- 1				
0- 2	0- 0	0- 1	NEUTRAL	0- 0	0- 0	0- 1				
2- 2	0- 0	0- 1	CONFERENCE	0- 0	0- 1	2- 0				
2- 0	0- 0	0- 0	HOME	0- 0	0- 0	2- 0				
0- 2	0- 0	0- 1	AWAY	0- 0	0- 1	0- 0				
0- 0	0- 0	0- 0	NEUTRAL	0- 0	0- 0	0- 0				

RPI 1-25				RPI 26-50				RPI 51-100				RPI 101+ Team's RPI: 192			
RPI	S	Opponent	Score	RPI	S	Opponent	Score	RPI	S	Opponent	Score	RPI	S	Opponent	Score
12	A	Texas	37 86	29	N	Texas A&M	52 66					102	A	DePaul	59 97
				30	A	Fresno St.	65 71					115	A	Colorado St.	38 44
				32	H	Stanford	65 70					116	H	UC Riverside	62 70
												178	N	Tex.-Pan American	59 61
												187	H	San Diego St.	62 53
												194	A	New Mexico St.	59 70
												202	H	Cal Poly	84 68
												243	H	UTEP	72 57
												257	H	Utah St.	60 59
												303	H	Boston U.	56 49
												315	H	Northern Ariz.	56 37
LAST 12 Division I GAMES:															
257	H	Utah St.	60 59	315	H	Northern Ariz.	56 37								
187	H	San Diego St.	62 53	202	H	Cal Poly	84 68								
115	A	Colorado St.	38 44	243	H	UTEP	72 57								
30	A	Fresno St.	65 71	194	A	New Mexico St.	59 70								
303	H	Boston U.	56 49	12	A	Texas	37 86								
32	H	Stanford	65 70	116	H	UC Riverside	62 70								

Non-Div I Games:

New Mexico

■ Loss, 
■ Non-Conf, S Site, 
■ Home 
■ Away 
N Neutral

Average RPI Win:	232	WON-LOST	WINNING	LAST 10	STRENGTH OF	OPP. STRENGTH	TEAM	ADJ.	CONF.	ADJ CONF.
Average RPI Loss:	177	RECORD	PCT. RANK	GAMES	SCHEDULE	OF SCHEDULE	RPI	RPI	RPI	RPI
DIV. I ONLY	6- 6	159	6- 2	206	303	194	194	30	30	
DIV. I NON-CONF.	5- 6	175	5- 4	168	283	203	203	33	33	
TOTALS	RPI 1-25	RPI 26-50	W-L RECORDS	RPI 51-100	RPI 101-150	RPI 150+				
6- 6	0- 0	0- 0	OVERALL	0- 1	0- 1	6- 4				
3- 2	0- 0	0- 0	HOME	0- 0	0- 0	3- 2				
2- 3	0- 0	0- 0	AWAY	0- 0	0- 0	2- 0				
1- 1	0- 0	0- 0	NEUTRAL	0- 1	0- 0	1- 0				
5- 6	0- 0	0- 0	NON-CONFERENCE	0- 1	0- 1	5- 4				
3- 2	0- 0	0- 0	HOME	0- 0	0- 0	3- 2				
1- 3	0- 0	0- 0	AWAY	0- 0	0- 1	1- 2				
1- 1	0- 0	0- 0	NEUTRAL	0- 1	0- 0	1- 0				
1- 0	0- 0	0- 0	CONFERENCE	0- 0	0- 0	1- 0				
0- 0	0- 0	0- 0	HOME	0- 0	0- 0	0- 0				
1- 0	0- 0	0- 0	AWAY	0- 0	0- 0	1- 0				
0- 0	0- 0	0- 0	NEUTRAL	0- 0	0- 0	0- 0				

RPI 1-25			RPI 26-50			RPI 51-100			RPI 101+			Team's RPI: 194
RPI	S	Opponent	Score	RPI	S	Opponent	Score	RPI	S	Opponent	Score	
						55 N Pacific	62 67	124 A		Boise St.	45 70	
								170 N		Fla. Atlantic	57 44	
								172 H		Cal St. Fullerton	51 66	
								184 A		Sacramento St.	85 93	
								192 H		New Mexico	70 59	
								202 H		Cal Poly	79 65	
								224 A		Southern Utah	81 64	
								243 A		UTEP	73 78	
								259 H		North Dakota St.	79 59	
								282 H		Weber St.	97 100	
								346 A		UMKC	60 48	
LAST 12 Division I GAMES:												
346 A		UMKC	60 48	202 H		Cal Poly	79 65					
224 A		Southern Utah	81 64	259 H		North Dakota St.	79 59					
170 N		Fla. Atlantic	57 44	192 H		New Mexico	70 59					
55 N		Pacific	62 67	172 H		Cal St. Fullerton	51 66					
124 A		Boise St.	45 70	282 H		Weber St.	97 100					
243 A		UTEP	73 78	184 A		Sacramento St.	85 93					

Non-Div I Games: Eastern N.M. 79 51 Northern N.M. 81 39

New Mexico St.

Average RPI Win:	285	WON-LOST	WINNING	LAST 10	STRENGTH OF	OPP. STRENGTH	TEAM	ADJ.	CONF.	ADJ CONF.
Average RPI Loss:	206	RECORD	PCT. RANK	GAMES	SCHEDULE	OF SCHEDULE	RPI	RPI	RPI	RPI
DIV. I ONLY	1- 9	337	0- 1	290	321	345	345	29	29	
DIV. I NON-CONF.	1- 6	316	0- 0	95	296	277	277	29	29	
TOTALS	RPI 1-25	RPI 26-50	W-L RECORDS	RPI 51-100	RPI 101-150	RPI 150+				
1- 9	0- 0	0- 1	OVERALL	0- 1	0- 0	1- 7				
1- 3	0- 0	0- 1	HOME	0- 0	0- 0	1- 2				
0- 6	0- 0	0- 0	AWAY	0- 0	0- 0	0- 1				
0- 0	0- 0	0- 0	NEUTRAL	0- 0	0- 0	0- 0				
1- 6	0- 0	0- 1	NON-CONFERENCE	0- 1	0- 0	1- 4				
1- 1	0- 0	0- 1	HOME	0- 0	0- 0	1- 0				
0- 5	0- 0	0- 0	AWAY	0- 1	0- 0	0- 4				
0- 0	0- 0	0- 0	NEUTRAL	0- 0	0- 0	0- 0				
0- 3	0- 0	0- 0	CONFERENCE	0- 0	0- 0	0- 3				
0- 2	0- 0	0- 0	HOME	0- 0	0- 0	0- 2				
0- 1	0- 0	0- 0	AWAY	0- 0	0- 0	0- 1				
0- 0	0- 0	0- 0	NEUTRAL	0- 0	0- 0	0- 0				

RPI S	Opponent	Score	RPI S	Opponent	Score	RPI S	Opponent	Score	RPI S	Opponent	Score	Team's RPI: 345
			31	H Mississippi St.	45 85	68	A Oklahoma St.	33 84	155	A Alabama	58 87	
									168	A Jacksonville St.	51 65	
									201	A Tulsa	55 78	
									285	H Kent St.	58 55	
									289	A Grand Canyon	57 59	
									302	H Lamar	54 64	
									312	H Sam Houston St.	59 75	
									326	A Incarnate Word	59 71	
LAST 12 Division I GAMES:												
			326	A Incarnate Word	59 71	155	A Alabama	58 87				
			312	H Sam Houston St.	59 75	201	A Tulsa	55 78				
			302	H Lamar	54 64	68	A Oklahoma St.	33 84				
			285	H Kent St.	58 55	289	A Grand Canyon	57 59				
						31	H Mississippi St.	45 85				
						168	A Jacksonville St.	51 65				

Non-Div I Games: West Ala. 54 66 Crowley's Ridge 87 54

New Orleans

Loss, Non-Conf, S Site, H Home A Away N Neutral

## Niagara

Through Games Of Jan. 11, 2015

Average RPI Win:	266	WON-LOST	WINNING	LAST 10	STRENGTH OF	OPP. STRENGTH	TEAM	ADJ.	CONF.	ADJ CONF.
Average RPI Loss:	85	RECORD	PCT. RANK	GAMES	SCHEDULE	OF SCHEDULE	RPI	RPI	RPI	RPI
DIV. I ONLY	7- 8	184	5- 5	160	210	173	173	25	25	
DIV. I NON-CONF.	4- 5	187	4- 2	126	259	162	162	23	23	
TOTALS	RPI 1-25	RPI 26-50	W-L RECORDS	RPI 51-100	RPI 101-150	RPI 150+				
7- 8	0- 0	0- 4	OVERALL	0- 1	1- 2	6- 1				
4- 4	0- 0	0- 1	HOME	0- 1	0- 2	4- 0				
3- 4	0- 0	0- 3	AWAY	0- 0	1- 0	2- 1				
0- 0	0- 0	0- 0	NEUTRAL	0- 0	0- 0	0- 0				
4- 5	0- 0	0- 2	NON-CONFERENCE	0- 1	1- 1	3- 1				
2- 2	0- 0	0- 0	HOME	0- 1	0- 1	2- 0				
2- 3	0- 0	0- 2	AWAY	0- 0	1- 0	1- 1				
0- 0	0- 0	0- 0	NEUTRAL	0- 0	0- 0	0- 0				
3- 3	0- 0	0- 2	CONFERENCE	0- 0	0- 1	3- 0				
2- 2	0- 0	0- 1	HOME	0- 0	0- 1	2- 0				
1- 1	0- 0	0- 1	AWAY	0- 0	0- 0	1- 0				
0- 0	0- 0	0- 0	NEUTRAL	0- 0	0- 0	0- 0				

RPI S	Opponent	Score	RPI S	Opponent	Score	RPI S	Opponent	Score	RPI S	Opponent	Score	Team's RPI: 173
			37	A Quinnipiac	66 80	92	H Dartmouth	70 76	112	H St. Bonaventure	60 72	
			37	H Quinnipiac	68 71				146	H Siena	52 56	
			39	A Youngstown St.	61 83				148	A Cleveland St.	76 58	
			48	A Pittsburgh	54 70				158	A Fairfield	66 64	
									166	A Buffalo	64 73	
									284	H Detroit	71 49	
									286	A Binghamton	63 52	
									317	H Mt. St. Mary's	78 60	
									325	H Manhattan	64 36	
									344	H Saint Peter's	73 40	
LAST 12 Division I GAMES:												
			37	H Quinnipiac	68 71				112	H St. Bonaventure	60 72	
			146	H Siena	52 56				148	A Cleveland St.	76 58	
			158	A Fairfield	66 64				325	H Manhattan	64 36	
			37	A Quinnipiac	66 80				344	H Saint Peter's	73 40	
			317	H Mt. St. Mary's	78 60				284	H Detroit	71 49	
			92	H Dartmouth	70 76				286	A Binghamton	63 52	

Non-Div I Games:

Niagara

■ Loss, 
■ Non-Conf, 
■ S Site, 
■ H Home 
■ A Away 
N Neutral



Average RPI Win:	<b>293</b>	WON-LOST	WINNING	LAST 10	STRENGTH OF	OPP. STRENGTH	TEAM	ADJ.	CONF.	ADJ CONF.
Average RPI Loss:	<b>138</b>	RECORD	PCT. RANK	GAMES	SCHEDULE	OF SCHEDULE	RPI	RPI	RPI	RPI
DIV. I ONLY	5- 8	226	4- 6	280	185	249	249	29	29	
DIV. I NON-CONF.	3- 7	250	3- 6	190	151	250	250	29	29	
TOTALS	RPI 1-25	RPI 26-50	W-L RECORDS	RPI 51-100	RPI 101-150	RPI 150+				
5- 8	0- 0	0- 2	OVERALL	0- 1	0- 2	5- 3				
2- 1	0- 0	0- 0	HOME	0- 0	0- 0	2- 1				
1- 5	0- 0	0- 1	AWAY	0- 1	0- 2	1- 1				
2- 2	0- 0	0- 1	NEUTRAL	0- 0	0- 0	2- 1				
3- 7	0- 0	0- 2	NON-CONFERENCE	0- 1	0- 2	3- 2				
1- 1	0- 0	0- 0	HOME	0- 0	0- 0	1- 1				
0- 4	0- 0	0- 1	AWAY	0- 1	0- 2	0- 0				
2- 2	0- 0	0- 1	NEUTRAL	0- 0	0- 0	2- 1				
2- 1	0- 0	0- 0	CONFERENCE	0- 0	0- 0	2- 1				
1- 0	0- 0	0- 0	HOME	0- 0	0- 0	1- 0				
1- 1	0- 0	0- 0	AWAY	0- 0	0- 0	1- 1				
0- 0	0- 0	0- 0	NEUTRAL	0- 0	0- 0	0- 0				

RPI 1-25				RPI 26-50				RPI 51-100				RPI 101+ Team's RPI: 249			
RPI	S	Opponent	Score	RPI	S	Opponent	Score	RPI	S	Opponent	Score	RPI	S	Opponent	Score
				38	A	Tulane	44 77	52	A	Arkansas	52 63	109	A	Texas Tech	49 76
				39	N	Youngstown St.	50 51					147	A	Louisiana Tech	62 80
												163	H	Southern Miss.	57 89
												256	N	Houston	47 65
												258	A	Abilene Christian	63 39
												265	N	UTSA	57 49
												283	H	Houston Baptist	70 58
												302	A	Lamar	62 67
												328	H	South Ala.	66 62
												332	N	Norfolk St.	69 64
LAST 12 Division I GAMES:															
				258	A	Abilene Christian	63 39	109	A	Texas Tech	49 76				
				283	H	Houston Baptist	70 58	147	A	Louisiana Tech	62 80				
				302	A	Lamar	62 67	328	H	South Ala.	66 62				
				163	H	Southern Miss.	57 89	38	A	Tulane	44 77				
				265	N	UTSA	57 49	332	N	Norfolk St.	69 64				
				256	N	Houston	47 65	39	N	Youngstown St.	50 51				

Non-Div I Games: Southern-N.O. 87 84

Nicholls St.

Average RPI Win:	274	WON-LOST	WINNING	LAST 10	STRENGTH OF	OPP. STRENGTH	TEAM	ADJ.	CONF.	ADJ CONF.
Average RPI Loss:	201	RECORD	PCT. RANK	GAMES	SCHEDULE	OF SCHEDULE	RPI	RPI	RPI	RPI
DIV. I ONLY	3- 11	297	3- 7	326	293	332	332	32	32	
DIV. I NON-CONF.	1- 10	330	1- 8	246	290	328	328	31	31	
TOTALS	RPI 1-25	RPI 26-50	W-L RECORDS	RPI 51-100	RPI 101-150	RPI 150+				
3- 11	0- 0	0- 0	OVERALL	0- 2	0- 1	3- 8				
1- 4	0- 0	0- 0	HOME	0- 1	0- 1	1- 2				
2- 5	0- 0	0- 0	AWAY	0- 1	0- 0	2- 4				
0- 2	0- 0	0- 0	NEUTRAL	0- 0	0- 0	0- 2				
1- 10	0- 0	0- 0	NON-CONFERENCE	0- 2	0- 1	1- 7				
0- 3	0- 0	0- 0	HOME	0- 1	0- 1	0- 1				
1- 5	0- 0	0- 0	AWAY	0- 1	0- 0	1- 4				
0- 2	0- 0	0- 0	NEUTRAL	0- 0	0- 0	0- 2				
2- 1	0- 0	0- 0	CONFERENCE	0- 0	0- 0	2- 1				
1- 1	0- 0	0- 0	HOME	0- 0	0- 0	1- 1				
1- 0	0- 0	0- 0	AWAY	0- 0	0- 0	1- 0				
0- 0	0- 0	0- 0	NEUTRAL	0- 0	0- 0	0- 0				

RPI S	Opponent	Score	RPI S	Opponent	Score	RPI S	Opponent	Score	RPI S	Opponent	Score	Team's RPI: 332
						84	H Hofstra	47 64	129	H Marshall	71 73	
						86	A East Carolina	36 65	182	A Virginia Tech	49 60	
									209	H Morehead St.	66 83	
									225	A Tennessee St.	65 58	
									235	A Radford	65 74	
									240	N Holy Cross	62 63	
									244	A Stony Brook	46 52	
									249	N Nicholls St.	64 69	
									250	A USC Upstate	58 70	
									277	H Morgan St.	68 63	
									298	H Coppin St.	56 58	
									319	A Florida A&M	68 50	
LAST 12 Division I GAMES:												
319	A	Florida A&M	68	50	129	H	Marshall	71	73			
298	H	Coppin St.	56	58	277	H	Morgan St.	68	63			
250	A	USC Upstate	58	70	249	N	Nicholls St.	64	69			
244	A	Stony Brook	46	52	225	A	Tennessee St.	65	58			
240	N	Holy Cross	62	63	84	H	Hofstra	47	64			
86	A	East Carolina	36	65	235	A	Radford	65	74			

Non-Div I Games:

Norfolk St.

Average RPI Win:	109	WON-LOST	WINNING	LAST 10	STRENGTH OF	OPP. STRENGTH	TEAM	ADJ.	CONF.	ADJ CONF.
Average RPI Loss:	31	RECORD	PCT. RANK	GAMES	SCHEDULE	OF SCHEDULE	RPI	RPI	RPI	RPI
DIV. I ONLY	15- 2	11	8- 2	18	27	10	10	2	2	
DIV. I NON-CONF.	13- 1	5	8- 1	37	33	7	7	2	2	
TOTALS	RPI 1-25	RPI 26-50	W-L RECORDS	RPI 51-100	RPI 101-150	RPI 150+				
15- 2	0- 1	1- 1	OVERALL	8- 0	3- 0	3- 0				
8- 1	0- 1	0- 0	HOME	6- 0	1- 0	1- 0				
3- 1	0- 0	0- 1	AWAY	1- 0	1- 0	1- 0				
4- 0	0- 0	1- 0	NEUTRAL	1- 0	1- 0	1- 0				
13- 1	0- 1	1- 0	NON-CONFERENCE	6- 0	3- 0	3- 0				
6- 1	0- 1	0- 0	HOME	4- 0	1- 0	1- 0				
3- 0	0- 0	0- 0	AWAY	1- 0	1- 0	1- 0				
4- 0	0- 0	1- 0	NEUTRAL	1- 0	1- 0	1- 0				
2- 1	0- 0	0- 1	CONFERENCE	2- 0	0- 0	0- 0				
2- 0	0- 0	0- 0	HOME	2- 0	0- 0	0- 0				
0- 1	0- 0	0- 1	AWAY	0- 0	0- 0	0- 0				
0- 0	0- 0	0- 0	NEUTRAL	0- 0	0- 0	0- 0				

RPI 1-25				RPI 26-50				RPI 51-100				RPI 101+			
RPI	S	Opponent	Score	RPI	S	Opponent	Score	RPI	S	Opponent	Score	RPI	S	Opponent	Score
13	H	Oregon St.	55 70	32	N	Stanford	70 54	56	A	Rutgers	96 93	104	H	East Tenn. St.	95 62
				48	A	Pittsburgh	59 84	58	H	North Carolina St.	72 56	122	N	Maine	65 36
								60	H	UCLA	84 68	134	A	Oregon	76 59
								68	H	Oklahoma St.	79 77	152	A	Hawaii	74 65
								70	H	Georgia Tech	96 81	228	N	Prairie View	81 45
								71	H	Albany (NY)	71 56	313	H	Howard	83 49
								74	N	Elon	85 67				
								93	H	Appalachian St.	84 52				
LAST 12 Division I GAMES:															
70	H	Georgia Tech	96 81	122	N	Maine	65 36								
48	A	Pittsburgh	59 84	13	H	Oregon St.	55 70								
58	H	North Carolina St.	72 56	93	H	Appalachian St.	84 52								
104	H	East Tenn. St.	95 62	56	A	Rutgers	96 93								
71	H	Albany (NY)	71 56	152	A	Hawaii	74 65								
74	N	Elon	85 67	228	N	Prairie View	81 45								

Non-Div I Games:

North Carolina

Average RPI Win:	176	WON-LOST	WINNING	LAST 10	STRENGTH OF	OPP. STRENGTH	TEAM	ADJ.	CONF.	ADJ CONF.
Average RPI Loss:	40	RECORD	PCT. RANK	GAMES	SCHEDULE	OF SCHEDULE	RPI	RPI	RPI	RPI
DIV. I ONLY	11- 5	72	7- 3	50	51	58	58	2	2	
DIV. I NON-CONF.	9- 4	84	5- 4	90	75	66	66	2	2	
TOTALS	RPI 1-25	RPI 26-50	W-L RECORDS	RPI 51-100	RPI 101-150	RPI 150+				
11- 5	0- 2	0- 2	OVERALL	3- 0	2- 1	6- 0				
9- 1	0- 0	0- 1	HOME	3- 0	1- 0	5- 0				
1- 3	0- 0	0- 0	AWAY	0- 0	0- 0	1- 0				
1- 1	0- 1	0- 0	NEUTRAL	0- 0	1- 0	0- 0				
9- 4	0- 1	0- 2	NON-CONFERENCE	2- 0	2- 1	5- 0				
7- 1	0- 0	0- 1	HOME	2- 0	1- 0	4- 0				
1- 2	0- 0	0- 1	AWAY	0- 0	0- 1	1- 0				
1- 1	0- 1	0- 0	NEUTRAL	0- 0	1- 0	0- 0				
2- 1	0- 1	0- 0	CONFERENCE	1- 0	0- 0	1- 0				
2- 0	0- 0	0- 0	HOME	1- 0	0- 0	1- 0				
0- 1	0- 1	0- 0	AWAY	0- 0	0- 0	0- 0				
0- 0	0- 0	0- 0	NEUTRAL	0- 0	0- 0	0- 0				

RPI 1-25				RPI 26-50				RPI 51-100				RPI 101+			
RPI	S	Opponent	Score	RPI	S	Opponent	Score	RPI	S	Opponent	Score	RPI	S	Opponent	Score
10	A	North Carolina	56 72	26	H	Minnesota	55 60	74	H	Elon	84 51	108	A	Villanova	65 74
17	N	George Washington	66 74	38	A	Tulane	51 60	83	H	Liberty	67 64	109	N	Texas Tech	75 42
								96	H	Clemson	76 50	141	H	High Point	66 62
												181	A	Charlotte	70 63
												182	H	Virginia Tech	73 59
												225	H	Tennessee St.	84 55
												227	H	Davidson	82 66
												298	H	Coppin St.	81 61
												317	H	Mt. St. Mary's	85 60
LAST 12 Division I GAMES:															
				96	H	Clemson	76 50	317	H	Mt. St. Mary's	85 60				
				182	H	Virginia Tech	73 59	74	H	Elon	84 51				
				10	A	North Carolina	56 72	26	H	Minnesota	55 60				
				108	A	Villanova	65 74	109	N	Texas Tech	75 42				
				227	H	Davidson	82 66	17	N	George Washington	66 74				
				83	H	Liberty	67 64	38	A	Tulane	51 60				

Non-Div I Games:

North Carolina St.

■ Loss, 
 ■ Non-Conf, S Site, 
 ■ Home 
 ■ Away 
 N Neutral

## North Dakota

Through Games Of Jan. 11, 2015

Average RPI Win:	252	WON-LOST	WINNING	LAST 10	STRENGTH OF	OPP. STRENGTH	TEAM	ADJ.	CONF.	ADJ CONF.
Average RPI Loss:	119	RECORD	PCT. RANK	GAMES	SCHEDULE	OF SCHEDULE	RPI	RPI	RPI	RPI
DIV. I ONLY	8- 6	129	3- 5	253	193	140	140	22	22	
DIV. I NON-CONF.	6- 4	131	3- 3	203	231	112	112	21	21	
TOTALS	RPI 1-25	RPI 26-50	W-L RECORDS	RPI 51-100	RPI 101-150	RPI 150+				
8- 6	0- 0	0- 1	OVERALL	0- 3	0- 0	8- 2				
3- 1	0- 0	0- 1	HOME	0- 0	0- 0	3- 0				
4- 5	0- 0	0- 0	AWAY	0- 3	0- 0	4- 2				
1- 0	0- 0	0- 0	NEUTRAL	0- 0	0- 0	1- 0				
6- 4	0- 0	0- 1	NON-CONFERENCE	0- 3	0- 0	6- 0				
1- 1	0- 0	0- 1	HOME	0- 0	0- 0	1- 0				
4- 3	0- 0	0- 0	AWAY	0- 3	0- 0	4- 0				
1- 0	0- 0	0- 0	NEUTRAL	0- 0	0- 0	1- 0				
2- 2	0- 0	0- 0	CONFERENCE	0- 0	0- 0	2- 2				
2- 0	0- 0	0- 0	HOME	0- 0	0- 0	2- 0				
0- 2	0- 0	0- 0	AWAY	0- 0	0- 0	0- 2				
0- 0	0- 0	0- 0	NEUTRAL	0- 0	0- 0	0- 0				

RPI 1-25				RPI 26-50				RPI 51-100				RPI 101+				Team's RPI: 140	
RPI	S	Opponent	Score	RPI	S	Opponent	Score	RPI	S	Opponent	Score	RPI	S	Opponent	Score		
				26	H	Minnesota	55 68	78	A	South Dakota	81 86	161	H	Montana	59 52		
								96	A	Clemson	67 72	184	A	Sacramento St.	86 93		
								98	A	Colorado	59 68	189	H	Montana St.	82 74		
												198	A	Towson	54 52		
												233	A	Portland St.	70 73		
												237	A	Western Ill.	85 77		
												259	A	North Dakota St.	90 87		
												306	H	Milwaukee	83 76		
												330	N	St. Francis Brooklyn	70 63		
												335	A	Omaha	72 52		
LAST 12 Division I GAMES:																	
233	A	Portland St.	70 73	26	H	Minnesota	55 68	259	A	North Dakota St.	90 87						
184	A	Sacramento St.	86 93	237	A	Western Ill.	85 77	335	A	Omaha	72 52						
161	H	Montana	59 52	330	N	St. Francis Brooklyn	70 63										
189	H	Montana St.	82 74														
78	A	South Dakota	81 86														
96	A	Clemson	67 72														

Non-Div I Games: Dickinson St. 88 40 Mayville St. 98 54

North Dakota

■ Loss, 
■ Non-Conf, 
■ S Site, 
■ H Home 
■ A Away 
N Neutral

Average RPI Win:	215	WON-LOST	WINNING	LAST 10	STRENGTH OF	OPP. STRENGTH	TEAM	ADJ.	CONF.	ADJ CONF.
Average RPI Loss:	184	RECORD	PCT. RANK	GAMES	SCHEDULE	OF SCHEDULE	RPI	RPI	RPI	RPI
DIV. I ONLY	6- 9	214	3- 6	264	246	259	259	26	26	
DIV. I NON-CONF.	3- 8	263	1- 6	253	254	288	288	27	27	
TOTALS	RPI 1-25	RPI 26-50	W-L RECORDS	RPI 51-100	RPI 101-150	RPI 150+				
6- 9	0- 0	0- 1	OVERALL	1- 1	0- 2	5- 5				
4- 2	0- 0	0- 0	HOME	1- 0	0- 1	3- 1				
0- 7	0- 0	0- 1	AWAY	0- 1	0- 1	0- 4				
2- 0	0- 0	0- 0	NEUTRAL	0- 0	0- 0	2- 0				
3- 8	0- 0	0- 1	NON-CONFERENCE	0- 1	0- 2	3- 4				
1- 2	0- 0	0- 0	HOME	0- 0	0- 1	1- 1				
0- 6	0- 0	0- 1	AWAY	0- 1	0- 1	0- 3				
2- 0	0- 0	0- 0	NEUTRAL	0- 0	0- 0	2- 0				
3- 1	0- 0	0- 0	CONFERENCE	1- 0	0- 0	2- 1				
3- 0	0- 0	0- 0	HOME	1- 0	0- 0	2- 0				
0- 1	0- 0	0- 0	AWAY	0- 0	0- 0	0- 1				
0- 0	0- 0	0- 0	NEUTRAL	0- 0	0- 0	0- 0				

RPI 1-25				RPI 26-50				RPI 51-100				RPI 101+				Team's RPI: 259	
RPI	S	Opponent	Score	RPI	S	Opponent	Score	RPI	S	Opponent	Score	RPI	S	Opponent	Score		
				31	A	Mississippi St.	58 109	72	A	Western Mich.	59 74	127	A	UNI	41 56		
								73	H	South Dakota St.	83 78	140	H	North Dakota	87 90		
												172	A	Cal St. Fullerton	79 86		
												194	A	New Mexico St.	59 79		
												217	N	NJIT	60 48		
												226	H	Oral Roberts	77 64		
												239	N	Northeastern	79 72		
												252	H	IUPUI	68 63		
												285	H	Kent St.	74 68		
												289	A	Grand Canyon	54 69		
												306	H	Milwaukee	73 77		
												329	A	Denver	73 75		
LAST 12 Division I GAMES:																	
				329	A	Denver	73 75					194	A	New Mexico St.	59 79		
				252	H	IUPUI	68 63					127	A	UNI	41 56		
				73	H	South Dakota St.	83 78					140	H	North Dakota	87 90		
				226	H	Oral Roberts	77 64					31	A	Mississippi St.	58 109		
				289	A	Grand Canyon	54 69					217	N	NJIT	60 48		
				172	A	Cal St. Fullerton	79 86					239	N	Northeastern	79 72		

Non-Div I Games: Mayville St. 83 66

North Dakota St.

■ Loss, 
 ■ Non-Conf, 
 ■ S Site, 
 ■ Home 
 ■ A Away 
 N Neutral

# North Florida

Through Games Of Jan. 11, 2015

Average RPI Win:	262	WON-LOST	WINNING	LAST 10	STRENGTH OF	OPP. STRENGTH	TEAM	ADJ.	CONF.	ADJ CONF.
Average RPI Loss:	162	RECORD	PCT. RANK	GAMES	SCHEDULE	OF SCHEDULE	RPI	RPI	RPI	RPI
DIV. I ONLY	7- 7	159	5- 4	262	271	193	193	13	13	
DIV. I NON-CONF.	7- 6	154	7- 3	239	258	168	168	13	13	
TOTALS	RPI 1-25	RPI 26-50	W-L RECORDS	RPI 51-100	RPI 101-150	RPI 150+				
7- 7	0- 1	0- 0	OVERALL	0- 1	1- 0	6- 5				
4- 1	0- 0	0- 0	HOME	0- 0	1- 0	3- 1				
2- 6	0- 1	0- 0	AWAY	0- 1	0- 0	2- 4				
1- 0	0- 0	0- 0	NEUTRAL	0- 0	0- 0	1- 0				
7- 6	0- 1	0- 0	NON-CONFERENCE	0- 1	1- 0	6- 4				
4- 1	0- 0	0- 0	HOME	0- 0	1- 0	3- 1				
2- 5	0- 1	0- 0	AWAY	0- 1	0- 0	2- 3				
1- 0	0- 0	0- 0	NEUTRAL	0- 0	0- 0	1- 0				
0- 1	0- 0	0- 0	CONFERENCE	0- 0	0- 0	0- 1				
0- 0	0- 0	0- 0	HOME	0- 0	0- 0	0- 0				
0- 1	0- 0	0- 0	AWAY	0- 0	0- 0	0- 1				
0- 0	0- 0	0- 0	NEUTRAL	0- 0	0- 0	0- 0				

RPI 1-25				RPI 26-50				RPI 51-100				RPI 101+ Team's RPI: 193			
RPI	S	Opponent	Score	RPI	S	Opponent	Score	RPI	S	Opponent	Score	RPI	S	Opponent	Score
25	A	Florida St.	58 79					61	A	Miami (FL)	53 81	142	H	Mercer	57 55
												179	A	Samford	47 81
												188	A	Florida	51 63
												206	H	Georgia St.	59 72
												212	A	UCF	56 60
												221	N	Eastern Ky.	62 45
												225	A	Tennessee St.	54 53
												266	A	Jacksonville	52 54
												268	A	UNCW	55 41
												307	H	Western Caro.	62 45
												327	H	Wofford	68 60
												346	H	UMKC	63 62
LAST 12 Division I GAMES:															
266	A	Jacksonville	52 54	25	A	Florida St.	58 79	225	A	Tennessee St.	54 53	212	A	UCF	56 60
346	H	UMKC	63 62					221	N	Eastern Ky.	62 45	268	A	UNCW	55 41
142	H	Mercer	57 55					179	A	Samford	47 81				
188	A	Florida	51 63												
307	H	Western Caro.	62 45												
327	H	Wofford	68 60												

Non-Div I Games: Thomas (GA) 54 39 Edward Waters 62 57

North Florida

Loss, Non-Conf, S Site, H Home A Away N Neutral

Non-Conference				Through Games of Jan. 11, 1918						
Average RPI Win:	300	WON-LOST	WINNING	LAST 10	STRENGTH OF	OPP. STRENGTH	TEAM	ADJ.	CONF.	ADJ CONF.
Average RPI Loss:	204	RECORD	PCT. RANK	GAMES	SCHEDULE	OF SCHEDULE	RPI	RPI	RPI	RPI
DIV. I ONLY	2- 12	324	2- 8	292	295	339	339	18	18	
DIV. I NON-CONF.	1- 10	330	1- 8	300	262	341	341	18	18	
TOTALS	RPI 1-25	RPI 26-50	W-L RECORDS	RPI 51-100	RPI 101-150	RPI 150+				
2- 12	0- 0	0- 2	OVERALL	0- 0	0- 1	2- 9				
1- 7	0- 0	0- 1	HOME	0- 0	0- 0	1- 6				
1- 5	0- 0	0- 1	AWAY	0- 0	0- 1	1- 3				
0- 0	0- 0	0- 0	NEUTRAL	0- 0	0- 0	0- 0				
1- 10	0- 0	0- 2	NON-CONFERENCE	0- 0	0- 1	1- 7				
0- 7	0- 0	0- 1	HOME	0- 0	0- 0	0- 6				
1- 3	0- 0	0- 1	AWAY	0- 0	0- 1	1- 1				
0- 0	0- 0	0- 0	NEUTRAL	0- 0	0- 0	0- 0				
1- 2	0- 0	0- 0	CONFERENCE	0- 0	0- 0	1- 2				
1- 0	0- 0	0- 0	HOME	0- 0	0- 0	1- 0				
0- 2	0- 0	0- 0	AWAY	0- 0	0- 0	0- 2				
0- 0	0- 0	0- 0	NEUTRAL	0- 0	0- 0	0- 0				

RPI 1-25				RPI 26-50				RPI 51-100				RPI 101+				Team's RPI: 339	
RPI	S	Opponent	Score	RPI	S	Opponent	Score	RPI	S	Opponent	Score	RPI	S	Opponent	Score		
				29	A	Texas A&M	38 75					149	A	San Francisco	42 60		
				44	H	Oklahoma	39 68					165	H	Massachusetts	46 56		
												197	H	Northern Colo.	48 53		
												204	A	SMU	55 62		
												243	A	UTEP	58 60		
												253	H	Rice	53 48		
												256	H	Houston	42 46		
												265	A	UTSA	45 53		
												267	H	Texas-Arlington	38 46		
												294	H	Eastern Ill.	57 59		
												329	H	Denver	55 63		
												346	A	UMKC	65 47		
LAST 12 Division I GAMES:																	
				253	H	Rice	53 48					149	A	San Francisco	42 60		
				265	A	UTSA	45 53					346	A	UMKC	65 47		
				243	A	UTEP	58 60					44	H	Oklahoma	39 68		
				29	A	Texas A&M	38 75					204	A	SMU	55 62		
				329	H	Denver	55 63					294	H	Eastern Ill.	57 59		
				267	H	Texas-Arlington	38 46					165	H	Massachusetts	46 56		

Non-Div I Games:

North Texas

■ Loss, ■ Non-Conf, S Site, H Home A Away N Neutral



## Northeastern

Through Games Of Jan. 11, 2015

Average RPI Win:	177	WON-LOST	WINNING	LAST 10	STRENGTH OF	OPP. STRENGTH	TEAM	ADJ.	CONF.	ADJ CONF.
Average RPI Loss:	132	RECORD	PCT. RANK	GAMES	SCHEDULE	OF SCHEDULE	RPI	RPI	RPI	RPI
DIV. I ONLY	3- 11	297	0- 1	97	171	239	239	11	11	
DIV. I NON-CONF.	3- 7	250	0- 1	156	199	231	231	10	10	
TOTALS	RPI 1-25	RPI 26-50	W-L RECORDS	RPI 51-100	RPI 101-150	RPI 150+				
3- 11	0- 0	0- 1	OVERALL	1- 3	0- 2	2- 5				
2- 3	0- 0	0- 1	HOME	0- 0	0- 0	2- 2				
1- 7	0- 0	0- 0	AWAY	1- 3	0- 2	0- 2				
0- 1	0- 0	0- 0	NEUTRAL	0- 0	0- 0	0- 1				
3- 7	0- 0	0- 0	NON-CONFERENCE	1- 1	0- 2	2- 4				
2- 1	0- 0	0- 0	HOME	0- 0	0- 0	2- 1				
1- 5	0- 0	0- 0	AWAY	1- 1	0- 2	0- 2				
0- 1	0- 0	0- 0	NEUTRAL	0- 0	0- 0	0- 1				
0- 4	0- 0	0- 1	CONFERENCE	0- 2	0- 0	0- 1				
0- 2	0- 0	0- 1	HOME	0- 0	0- 0	0- 1				
0- 2	0- 0	0- 0	AWAY	0- 2	0- 0	0- 0				
0- 0	0- 0	0- 0	NEUTRAL	0- 0	0- 0	0- 0				

RPI 1-25				RPI 26-50				RPI 51-100				RPI 101+				Team's RPI: 239
RPI	S	Opponent	Score	RPI	S	Opponent	Score	RPI	S	Opponent	Score	RPI	S	Opponent	Score	
				28	H	James Madison	55 77	56	A	Rutgers	60 74	106	A	Boston College	56 66	
								71	A	Albany (NY)	70 67	122	A	Maine	51 60	
								75	A	Drexel	35 58	156	H	Marist	58 51	
								84	A	Hofstra	83 85	160	H	New Hampshire	62 63	
												170	A	Fla. Atlantic	74 81	
												176	A	Harvard	65 67	
												211	H	Delaware	48 54	
												259	N	North Dakota St.	72 79	
												303	H	Boston U.	75 74	
LAST 12 Division I GAMES:																
				170	A	Fla. Atlantic	74 81	71	A	Albany (NY)	70 67					
				211	H	Delaware	48 54	160	H	New Hampshire	62 63					
				28	H	James Madison	55 77	176	A	Harvard	65 67					
				84	A	Hofstra	83 85	122	A	Maine	51 60					
				75	A	Drexel	35 58	259	N	North Dakota St.	72 79					
				106	A	Boston College	56 66	156	H	Marist	58 51					

Non-Div I Games:

Northeastern

■ Loss, 
 ■ Non-Conf, 
 ■ S Site, 
 ■ H Home 
 ■ A Away 
 N Neutral

Average RPI Win:	261	WON-LOST	WINNING	LAST 10	STRENGTH OF	OPP. STRENGTH	TEAM	ADJ.	CONF.	ADJ CONF.
Average RPI Loss:	187	RECORD	PCT. RANK	GAMES	SCHEDULE	OF SCHEDULE	RPI	RPI	RPI	RPI
DIV. I ONLY	5- 7	206	3- 6	342	182	315	315	22	22	
DIV. I NON-CONF.	3- 6	233	2- 6	344	190	339	339	21	21	
TOTALS	RPI 1-25	RPI 26-50	W-L RECORDS	RPI 51-100	RPI 101-150	RPI 150+				
5- 7	0- 0	0- 0	OVERALL	0- 0	0- 3	5- 4				
5- 2	0- 0	0- 0	HOME	0- 0	0- 2	5- 0				
0- 5	0- 0	0- 0	AWAY	0- 0	0- 1	0- 4				
0- 0	0- 0	0- 0	NEUTRAL	0- 0	0- 0	0- 0				
3- 6	0- 0	0- 0	NON-CONFERENCE	0- 0	0- 3	3- 3				
3- 2	0- 0	0- 0	HOME	0- 0	0- 2	3- 0				
0- 4	0- 0	0- 0	AWAY	0- 0	0- 1	0- 3				
0- 0	0- 0	0- 0	NEUTRAL	0- 0	0- 0	0- 0				
2- 1	0- 0	0- 0	CONFERENCE	0- 0	0- 0	2- 1				
2- 0	0- 0	0- 0	HOME	0- 0	0- 0	2- 0				
0- 1	0- 0	0- 0	AWAY	0- 0	0- 0	0- 1				
0- 0	0- 0	0- 0	NEUTRAL	0- 0	0- 0	0- 0				

RPI 1-25			RPI 26-50			RPI 51-100			RPI 101+			Team's RPI: 315
RPI	S	Opponent	Score	RPI	S	Opponent	Score	RPI	S	Opponent	Score	
								107	H	CSUN	71	77
								134	A	Oregon	47	59
								145	H	Pepperdine	63	66
								184	H	Sacramento St.	64	60
								192	A	New Mexico	37	56
								224	A	Southern Utah	53	63
								233	H	Portland St.	94	46
								243	A	UTEP	58	82
								262	H	UC Irvine	66	35
								267	A	Texas-Arlington	62	80
								281	H	Loyola Marymount	82	64
								343	H	UC Santa Barbara	67	49
LAST 12 Division I GAMES:												
224	A	Southern Utah	53	63	134	A	Oregon	47	59			
233	H	Portland St.	94	46	281	H	Loyola Marymount	82	64			
184	H	Sacramento St.	64	60	267	A	Texas-Arlington	62	80			
192	A	New Mexico	37	56	343	H	UC Santa Barbara	67	49			
107	H	CSUN	71	77	243	A	UTEP	58	82			
145	H	Pepperdine	63	66	262	H	UC Irvine	66	35			

Non-Div I Games: Western N.M. 54 58 Fort Lewis 61 43

Northern Ariz.

Loss, Non-Conf, S Site, H Home A Away N Neutral

Average RPI Win:	277	WON-LOST	WINNING	LAST 10	STRENGTH OF	OPP. STRENGTH	TEAM	ADJ.	CONF.	ADJ CONF.
Average RPI Loss:	105	RECORD	PCT. RANK	GAMES	SCHEDULE	OF SCHEDULE	RPI	RPI	RPI	RPI
DIV. I ONLY	7- 7	159	4- 6	300	97	197	197	22	22	
DIV. I NON-CONF.	5- 5	158	3- 5	289	95	179	179	21	21	
TOTALS	RPI 1-25	RPI 26-50	W-L RECORDS	RPI 51-100	RPI 101-150	RPI 150+				
7- 7	0- 3	0- 0	OVERALL	0- 1	0- 0	7- 3				
3- 2	0- 0	0- 0	HOME	0- 1	0- 0	3- 1				
4- 5	0- 3	0- 0	AWAY	0- 0	0- 0	4- 2				
0- 0	0- 0	0- 0	NEUTRAL	0- 0	0- 0	0- 0				
5- 5	0- 3	0- 0	NON-CONFERENCE	0- 1	0- 0	5- 1				
2- 1	0- 0	0- 0	HOME	0- 1	0- 0	2- 0				
3- 4	0- 3	0- 0	AWAY	0- 0	0- 0	3- 1				
0- 0	0- 0	0- 0	NEUTRAL	0- 0	0- 0	0- 0				
2- 2	0- 0	0- 0	CONFERENCE	0- 0	0- 0	2- 2				
1- 1	0- 0	0- 0	HOME	0- 0	0- 0	1- 1				
1- 1	0- 0	0- 0	AWAY	0- 0	0- 0	1- 1				
0- 0	0- 0	0- 0	NEUTRAL	0- 0	0- 0	0- 0				

RPI 1-25				RPI 26-50				RPI 51-100				RPI 101+ Team's RPI: 197			
RPI	S	Opponent	Score	RPI	S	Opponent	Score	RPI	S	Opponent	Score	RPI	S	Opponent	Score
15	A	FGCU	56 69					73	H	South Dakota St.	48 71	161	H	Montana	58 64
21	A	South Fla.	43 84									184	A	Sacramento St.	71 76
22	A	Nebraska	56 63									189	H	Montana St.	80 61
												204	A	SMU	57 44
												233	A	Portland St.	68 54
												257	A	Utah St.	61 65
												289	H	Grand Canyon	66 47
												335	A	Omaha	67 58
												339	A	North Texas	53 48
												347	H	Air Force	76 35
LAST 12 Division I GAMES:															
184	A	Sacramento St.	71 76	257	A	Utah St.	61 65								
233	A	Portland St.	68 54	289	H	Grand Canyon	66 47								
189	H	Montana St.	80 61	73	H	South Dakota St.	48 71								
161	H	Montana	58 64	347	H	Air Force	76 35								
15	A	FGCU	56 69	22	A	Nebraska	56 63								
21	A	South Fla.	43 84	335	A	Omaha	67 58								

Non-Div I Games: Western St. 85 37

Northern Colo.

■ Loss, 
 ■ Non-Conf, S Site, 
 ■ Home 
 ■ Away 
 N Neutral

Average RPI Win:	287	WON-LOST	WINNING	LAST 10	STRENGTH OF	OPP. STRENGTH	TEAM	ADJ.	CONF.	ADJ CONF.
Average RPI Loss:	157	RECORD	PCT. RANK	GAMES	SCHEDULE	OF SCHEDULE	RPI	RPI	RPI	RPI
DIV. I ONLY	5- 7	206	4- 6	338	191	280	280	15	15	
DIV. I NON-CONF.	4- 6	206	4- 6	345	220	308	308	16	16	
TOTALS	RPI 1-25	RPI 26-50	W-L RECORDS	RPI 51-100	RPI 101-150	RPI 150+				
5- 7	0- 0	0- 0	OVERALL	0- 2	0- 2	5- 3				
3- 1	0- 0	0- 0	HOME	0- 0	0- 0	3- 1				
1- 5	0- 0	0- 0	AWAY	0- 1	0- 2	1- 2				
1- 1	0- 0	0- 0	NEUTRAL	0- 1	0- 0	1- 0				
4- 6	0- 0	0- 0	NON-CONFERENCE	0- 1	0- 2	4- 3				
2- 1	0- 0	0- 0	HOME	0- 0	0- 0	2- 1				
1- 4	0- 0	0- 0	AWAY	0- 0	0- 2	1- 2				
1- 1	0- 0	0- 0	NEUTRAL	0- 1	0- 0	1- 0				
1- 1	0- 0	0- 0	CONFERENCE	0- 1	0- 0	1- 0				
1- 0	0- 0	0- 0	HOME	0- 0	0- 0	1- 0				
0- 1	0- 0	0- 0	AWAY	0- 1	0- 0	0- 0				
0- 0	0- 0	0- 0	NEUTRAL	0- 0	0- 0	0- 0				

RPI 1-25				RPI 26-50				RPI 51-100				RPI 101+				Team's RPI: 280	
RPI	S	Opponent	Score	RPI	S	Opponent	Score	RPI	S	Opponent	Score	RPI	S	Opponent	Score		
								73	N	South Dakota St.	42	55	123	A	Missouri	44	47
								90	A	Central Mich.	43	56	127	A	UNI	42	51
													154	A	Ill.-Chicago	47	61
													205	H	Eastern Mich.	54	48
													236	H	Valparaiso	50	65
													238	H	SIUE	69	47
													294	A	Eastern Ill.	46	55
													310	H	Illinois St.	55	51
													336	A	Bradley	67	54
													348	N	Delaware St.	79	59
LAST 12 Division I GAMES:																	
				90	A	Central Mich.	43	56	348	N	Delaware St.	79	59				
				205	H	Eastern Mich.	54	48	73	N	South Dakota St.	42	55				
				336	A	Bradley	67	54	294	A	Eastern Ill.	46	55				
				127	A	UNI	42	51	236	H	Valparaiso	50	65				
				238	H	SIUE	69	47	154	A	Ill.-Chicago	47	61				
				123	A	Missouri	44	47	310	H	Illinois St.	55	51				

Non-Div I Games:

Northern Ill.

■ Loss, 
■ Non-Conf, 
■ S Site, 
■ H Home 
■ A Away 
N Neutral

Average RPI Win:	283	WON-LOST	WINNING	LAST 10	STRENGTH OF	OPP. STRENGTH	TEAM	ADJ.	CONF.	ADJ CONF.
Average RPI Loss:	145	RECORD	PCT. RANK	GAMES	SCHEDULE	OF SCHEDULE	RPI	RPI	RPI	RPI
DIV. I ONLY	9- 6	116	6- 3	325	228	210	210	13	13	
DIV. I NON-CONF.	8- 6	136	6- 4	322	222	228	228	13	13	
TOTALS	RPI 1-25	RPI 26-50	W-L RECORDS	RPI 51-100	RPI 101-150	RPI 150+				
9- 6	0- 1	0- 0	OVERALL	0- 2	0- 0	9- 3				
2- 3	0- 0	0- 0	HOME	0- 1	0- 0	2- 2				
3- 3	0- 1	0- 0	AWAY	0- 1	0- 0	3- 1				
4- 0	0- 0	0- 0	NEUTRAL	0- 0	0- 0	4- 0				
8- 6	0- 1	0- 0	NON-CONFERENCE	0- 2	0- 0	8- 3				
2- 3	0- 0	0- 0	HOME	0- 1	0- 0	2- 2				
2- 3	0- 1	0- 0	AWAY	0- 1	0- 0	2- 1				
4- 0	0- 0	0- 0	NEUTRAL	0- 0	0- 0	4- 0				
1- 0	0- 0	0- 0	CONFERENCE	0- 0	0- 0	1- 0				
0- 0	0- 0	0- 0	HOME	0- 0	0- 0	0- 0				
1- 0	0- 0	0- 0	AWAY	0- 0	0- 0	1- 0				
0- 0	0- 0	0- 0	NEUTRAL	0- 0	0- 0	0- 0				

RPI 1-25				RPI 26-50				RPI 51-100				RPI 101+ Team's RPI: 210			
RPI	S	Opponent	Score	RPI	S	Opponent	Score	RPI	S	Opponent	Score	RPI	S	Opponent	Score
3	A	Kentucky	64 82					66	A	Akron	49 82	162	H	Wright St.	60 72
								85	H	Ohio	38 77	211	N	Delaware	63 58
												252	H	IUPUI	57 43
												261	H	Loyola Chicago	38 45
												271	A	Marquette	77 68
												278	H	Cincinnati	66 52
												287	N	UNC Greensboro	66 58
												289	N	Grand Canyon	52 45
												292	A	IPFW	59 65
												297	A	Lipscomb	81 70
												310	A	Illinois St.	59 48
												348	N	Delaware St.	76 55
LAST 12 Division I GAMES:															
297	A	Lipscomb	81 70	292	A	IPFW	59 65								
162	H	Wright St.	60 72	3	A	Kentucky	64 82								
252	H	IUPUI	57 43	287	N	UNC Greensboro	66 58								
211	N	Delaware	63 58	289	N	Grand Canyon	52 45								
278	H	Cincinnati	66 52	85	H	Ohio	38 77								
271	A	Marquette	77 68	261	H	Loyola Chicago	38 45								

Non-Div I Games: Georgetown (KY) 78 57

Northern Ky.

■ Loss, 
 ■ Non-Conf, 
 ■ S Site, 
 ■ H Home 
 ■ A Away 
 N Neutral

## Northwestern

Through Games Of Jan. 11, 2015

Average RPI Win:	175	WON-LOST	WINNING	LAST 10	STRENGTH OF	OPP. STRENGTH	TEAM	ADJ.	CONF.	ADJ CONF.
Average RPI Loss:	15	RECORD	PCT. RANK	GAMES	SCHEDULE	OF SCHEDULE	RPI	RPI	RPI	RPI
DIV. I ONLY	13- 2	19	8- 2	152	20	35	35	1	1	
DIV. I NON-CONF.	10- 1	16	7- 1	185	82	35	35	1	1	
TOTALS	RPI 1-25	RPI 26-50	W-L RECORDS	RPI 51-100	RPI 101-150	RPI 150+				
13- 2	0- 2	1- 0	OVERALL	3- 0	2- 0	7- 0				
7- 0	0- 0	1- 0	HOME	2- 0	1- 0	3- 0				
5- 2	0- 2	0- 0	AWAY	1- 0	1- 0	3- 0				
1- 0	0- 0	0- 0	NEUTRAL	0- 0	0- 0	1- 0				
10- 1	0- 1	1- 0	NON-CONFERENCE	1- 0	1- 0	7- 0				
5- 0	0- 0	1- 0	HOME	1- 0	0- 0	3- 0				
4- 1	0- 1	0- 0	AWAY	0- 0	1- 0	3- 0				
1- 0	0- 0	0- 0	NEUTRAL	0- 0	0- 0	1- 0				
3- 1	0- 1	0- 0	CONFERENCE	2- 0	1- 0	0- 0				
2- 0	0- 0	0- 0	HOME	1- 0	1- 0	0- 0				
1- 1	0- 1	0- 0	AWAY	1- 0	0- 0	0- 0				
0- 0	0- 0	0- 0	NEUTRAL	0- 0	0- 0	0- 0				

RPI 1-25				RPI 26-50				Team's RPI: 35				RPI 51-100				RPI 101+			
RPI	S	Opponent	Score	RPI	S	Opponent	Score	RPI	S	Opponent	Score	RPI	S	Opponent	Score	RPI	S	Opponent	Score
5	A	Arizona St.	75 88	43	H	Gonzaga	62 43	63	H	Hampton	62 36	102	A	DePaul	97 91				
24	A	Ohio St.	64 73					87	A	Michigan St.	61 57	130	H	Wisconsin	68 46				
								87	H	Michigan St.	77 70	154	H	Ill.-Chicago	61 40				
												182	A	Virginia Tech	70 45				
												248	A	UNLV	88 84				
												261	H	Loyola Chicago	70 33				
												285	H	Kent St.	72 54				
												294	N	Eastern Ill.	92 44				
												334	A	Chicago St.	102 48				
LAST 12 Division I GAMES:																			
87	H	Michigan St.	77 70	248	A	UNLV	88 84	43	H	Gonzaga	62 43	261	H	Loyola Chicago	70 33	182	A	Virginia Tech	70 45
24	A	Ohio St.	64 73	102	A	DePaul	97 91	130	H	Wisconsin	68 46	154	H	Ill.-Chicago	61 40	182	A	Virginia Tech	70 45
130	H	Wisconsin	68 46	154	H	Ill.-Chicago	61 40	182	A	Virginia Tech	70 45	248	A	UNLV	88 84	294	N	Eastern Ill.	92 44
87	A	Michigan St.	61 57	248	A	UNLV	88 84	102	A	DePaul	97 91	130	H	Wisconsin	68 46	154	H	Ill.-Chicago	61 40
5	A	Arizona St.	75 88	102	A	DePaul	97 91	130	H	Wisconsin	68 46	154	H	Ill.-Chicago	61 40	182	A	Virginia Tech	70 45
294	N	Eastern Ill.	92 44	130	H	Wisconsin	68 46	154	H	Ill.-Chicago	61 40	182	A	Virginia Tech	70 45	248	A	UNLV	88 84

Average RPI Win:	265	WON-LOST	WINNING	LAST 10	STRENGTH OF	OPP. STRENGTH	TEAM	ADJ.	CONF.	ADJ CONF.
Average RPI Loss:	116	RECORD	PCT. RANK	GAMES	SCHEDULE	OF SCHEDULE	RPI	RPI	RPI	RPI
DIV. I ONLY	5- 6	194	4- 5	222	197	167	167	29	29	
DIV. I NON-CONF.	1- 6	316	0- 5	68	78	244	244	29	29	
TOTALS	RPI 1-25	RPI 26-50	W-L RECORDS	RPI 51-100	RPI 101-150	RPI 150+				
5- 6	0- 1	0- 1	OVERALL	0- 2	1- 0	4- 2				
3- 0	0- 0	0- 0	HOME	0- 0	1- 0	2- 0				
2- 6	0- 1	0- 1	AWAY	0- 2	0- 0	2- 2				
0- 0	0- 0	0- 0	NEUTRAL	0- 0	0- 0	0- 0				
1- 6	0- 1	0- 1	NON-CONFERENCE	0- 2	1- 0	0- 2				
1- 0	0- 0	0- 0	HOME	0- 0	1- 0	0- 0				
0- 6	0- 1	0- 1	AWAY	0- 2	0- 0	0- 2				
0- 0	0- 0	0- 0	NEUTRAL	0- 0	0- 0	0- 0				
4- 0	0- 0	0- 0	CONFERENCE	0- 0	0- 0	4- 0				
2- 0	0- 0	0- 0	HOME	0- 0	0- 0	2- 0				
2- 0	0- 0	0- 0	AWAY	0- 0	0- 0	2- 0				
0- 0	0- 0	0- 0	NEUTRAL	0- 0	0- 0	0- 0				

RPI 1-25				RPI 26-50				RPI 51-100				RPI 101+ Team's RPI: 167			
RPI	S	Opponent	Score	RPI	S	Opponent	Score	RPI	S	Opponent	Score	RPI	S	Opponent	Score
12	A	Texas	34 74	29	A	Texas A&M	42 75	52	A	Arkansas	30 78	147	H	Louisiana Tech	69 57
								68	A	Oklahoma St.	44 89	258	H	Abilene Christian	61 56
												263	A	Grambling	41 44
												272	A	Jackson St.	61 62
												283	A	Houston Baptist	78 68
												312	A	Sam Houston St.	66 57
												326	H	Incarnate Word	73 51
LAST 12 Division I GAMES:															
326	H	Incarnate Word	73 51	12	A	Texas	34 74	263	A	Grambling	41 44				
258	H	Abilene Christian	61 56	29	A	Texas A&M	42 75	52	A	Arkansas	30 78				
312	A	Sam Houston St.	66 57	68	A	Oklahoma St.	44 89	147	H	Louisiana Tech	69 57				
283	A	Houston Baptist	78 68	272	A	Jackson St.	61 62								

Non-Div I Games: Central Baptist 71 43 LSU-Alexandria 86 58 LeTourneau 78 35 Ark.-Monticello 61 56 Northwestern St.

Average RPI Win:	97	WON-LOST	WINNING	LAST 10	STRENGTH OF	OPP. STRENGTH	TEAM	ADJ.	CONF.	ADJ CONF.
Average RPI Loss:	33	RECORD	PCT. RANK	GAMES	SCHEDULE	OF SCHEDULE	RPI	RPI	RPI	RPI
DIV. I ONLY	15- 2	11	8- 2	7	13	1	1	2	2	
DIV. I NON-CONF.	12- 1	7	7- 1	14	10	2	2	2	2	
TOTALS	RPI 1-25	RPI 26-50	W-L RECORDS	RPI 51-100	RPI 101-150	RPI 150+				
15- 2	2- 1	2- 0	OVERALL	5- 1	3- 0	3- 0				
10- 1	2- 1	2- 0	HOME	1- 0	2- 0	3- 0				
4- 1	0- 0	0- 0	AWAY	3- 1	1- 0	0- 0				
1- 0	0- 0	0- 0	NEUTRAL	1- 0	0- 0	0- 0				
12- 1	1- 1	2- 0	NON-CONFERENCE	4- 0	2- 0	3- 0				
8- 1	1- 1	2- 0	HOME	1- 0	1- 0	3- 0				
3- 0	0- 0	0- 0	AWAY	2- 0	1- 0	0- 0				
1- 0	0- 0	0- 0	NEUTRAL	1- 0	0- 0	0- 0				
3- 1	1- 0	0- 0	CONFERENCE	1- 1	1- 0	0- 0				
2- 0	1- 0	0- 0	HOME	0- 0	1- 0	0- 0				
1- 1	0- 0	0- 0	AWAY	1- 1	0- 0	0- 0				
0- 0	0- 0	0- 0	NEUTRAL	0- 0	0- 0	0- 0				

RPI	S	Opponent	Score	RPI	S	Opponent	Score	RPI	S	Opponent	Score	RPI	S	Opponent	Score
4	H	UConn	58 76	37	H	Quinnipiac	112 52	54	H	Michigan	70 50	102	A	DePaul	94 93
6	H	Maryland	92 72	41	H	Chattanooga	88 53	59	A	Syracuse	85 74	106	H	Boston College	104 58
25	H	Florida St.	74 68					60	A	UCLA	82 67	119	H	Saint Joseph's	64 50
								61	A	Miami (FL)	63 78	176	H	Harvard	97 43
								87	A	Michigan St.	71 63	240	H	Holy Cross	104 29
								100	N	Kansas	89 47	245	H	UMass Lowell	105 51
LAST 12 Division I GAMES:															
61	A	Miami (FL)	63 78	106	H	Boston College	104 58								
59	A	Syracuse	85 74	102	A	DePaul	94 93								
25	H	Florida St.	74 68	4	H	UConn	58 76								
60	A	UCLA	82 67	6	H	Maryland	92 72								
119	H	Saint Joseph's	64 50	100	N	Kansas	89 47								
54	H	Michigan	70 50	37	H	Quinnipiac	112 52								

Non-Div I Games:

Notre Dame



Average RPI Win:	309	WON-LOST	WINNING	LAST 10	STRENGTH OF	OPP. STRENGTH	TEAM	ADJ.	CONF.	ADJ CONF.
Average RPI Loss:	115	RECORD	PCT. RANK	GAMES	SCHEDULE	OF SCHEDULE	RPI	RPI	RPI	RPI
DIV. I ONLY	5- 7	206	4- 4	257	227	213	213	12	12	
DIV. I NON-CONF.	4- 7	220	4- 5	244	197	225	225	12	12	
TOTALS	RPI 1-25	RPI 26-50	W-L RECORDS	RPI 51-100	RPI 101-150	RPI 150+				
5- 7	0- 0	0- 0	OVERALL	0- 4	0- 2	5- 1				
3- 1	0- 0	0- 0	HOME	0- 0	0- 1	3- 0				
2- 6	0- 0	0- 0	AWAY	0- 4	0- 1	2- 1				
0- 0	0- 0	0- 0	NEUTRAL	0- 0	0- 0	0- 0				
4- 7	0- 0	0- 0	NON-CONFERENCE	0- 4	0- 2	4- 1				
2- 1	0- 0	0- 0	HOME	0- 0	0- 1	2- 0				
2- 6	0- 0	0- 0	AWAY	0- 4	0- 1	2- 1				
0- 0	0- 0	0- 0	NEUTRAL	0- 0	0- 0	0- 0				
1- 0	0- 0	0- 0	CONFERENCE	0- 0	0- 0	1- 0				
1- 0	0- 0	0- 0	HOME	0- 0	0- 0	1- 0				
0- 0	0- 0	0- 0	AWAY	0- 0	0- 0	0- 0				
0- 0	0- 0	0- 0	NEUTRAL	0- 0	0- 0	0- 0				

RPI 1-25				RPI 26-50				RPI 51-100				RPI 101+				Team's RPI: 213	
RPI	S	Opponent	Score	RPI	S	Opponent	Score	RPI	S	Opponent	Score	RPI	S	Opponent	Score		
								61	A	Miami (FL)	53	66	111	H	Indiana	61	88
								87	A	Michigan St.	64	79	150	A	Ball St.	50	75
								90	A	Central Mich.	69	74	212	A	UCF	65	98
								92	A	Dartmouth	54	59	290	H	Miami (OH)	65	51
													292	A	IPFW	92	84
													306	H	Milwaukee	89	56
													323	A	A&M-Corpus Christi	61	54
													334	H	Chicago St.	66	40
LAST 12 Division I GAMES:																	
				92	A	Dartmouth	54	59	306	H	Milwaukee	89	56				
				90	A	Central Mich.	69	74	290	H	Miami (OH)	65	51				
				292	A	IPFW	92	84	87	A	Michigan St.	64	79				
				111	H	Indiana	61	88	334	H	Chicago St.	66	40				
				323	A	A&M-Corpus Christi	61	54	212	A	UCF	65	98				
				150	A	Ball St.	50	75	61	A	Miami (FL)	53	66				

Non-Div I Games: Concordia (MI) 109 62 Rochester College 96 38

Oakland

Loss, Non-Conf, S Site, H Home A Away N Neutral

Average RPI Win:	220	WON-LOST	WINNING	LAST 10	STRENGTH OF	OPP. STRENGTH	TEAM	ADJ.	CONF.	ADJ CONF.
Average RPI Loss:	62	RECORD	PCT. RANK	GAMES	SCHEDULE	OF SCHEDULE	RPI	RPI	RPI	RPI
DIV. I ONLY	11- 3	39	7- 3	174	270	85	85	15	15	
DIV. I NON-CONF.	9- 2	36	7- 2	229	295	113	113	16	16	
TOTALS	RPI 1-25	RPI 26-50	W-L RECORDS	RPI 51-100	RPI 101-150	RPI 150+				
11- 3	0- 0	0- 1	OVERALL	1- 2	1- 0	9- 0				
6- 2	0- 0	0- 1	HOME	1- 1	1- 0	4- 0				
3- 1	0- 0	0- 0	AWAY	0- 1	0- 0	3- 0				
2- 0	0- 0	0- 0	NEUTRAL	0- 0	0- 0	2- 0				
9- 2	0- 0	0- 1	NON-CONFERENCE	0- 1	1- 0	8- 0				
5- 2	0- 0	0- 1	HOME	0- 1	1- 0	4- 0				
2- 0	0- 0	0- 0	AWAY	0- 0	0- 0	2- 0				
2- 0	0- 0	0- 0	NEUTRAL	0- 0	0- 0	2- 0				
2- 1	0- 0	0- 0	CONFERENCE	1- 1	0- 0	1- 0				
1- 0	0- 0	0- 0	HOME	1- 0	0- 0	0- 0				
1- 1	0- 0	0- 0	AWAY	0- 1	0- 0	1- 0				
0- 0	0- 0	0- 0	NEUTRAL	0- 0	0- 0	0- 0				

RPI 1-25				RPI 26-50				RPI 51-100				Team's RPI: 85	RPI 101+			
RPI	S	Opponent	Score	RPI	S	Opponent	Score	RPI	S	Opponent	Score		RPI	S	Opponent	Score
				28	H	James Madison	62 69	72	A	Western Mich.	51 61		148	H	Cleveland St.	71 64
								86	H	East Carolina	68 76		165	N	Massachusetts	59 52
								99	H	Toledo	65 58		166	A	Buffalo	61 50
													177	N	La Salle	74 63
													209	H	Morehead St.	87 67
													210	A	Northern Ky.	77 38
													284	H	Detroit	60 57
													311	A	Murray St.	111 60
													325	H	Manhattan	82 58
													327	H	Wofford	84 37
LAST 12 Division I GAMES:																
				72	A	Western Mich.	51 61	99	H	Toledo	65 58					
				166	A	Buffalo	61 50	86	H	East Carolina	68 76					
				148	H	Cleveland St.	71 64	209	H	Morehead St.	87 67					
				165	N	Massachusetts	59 52	325	H	Manhattan	82 58					
				177	N	La Salle	74 63	210	A	Northern Ky.	77 38					
				28	H	James Madison	62 69	284	H	Detroit	60 57					

Non-Div I Games:

Ohio

■ Loss, 
 ■ Non-Conf, 
 ■ S Site, 
 ■ H Home 
 ■ A Away 
 N Neutral

Average RPI Win: 105		WON-LOST	WINNING	LAST 10	STRENGTH OF	OPP. STRENGTH	TEAM	ADJ.	CONF.	ADJ CONF.
Average RPI Loss: 45		RECORD	PCT. RANK	GAMES	SCHEDULE	OF SCHEDULE	RPI	RPI	RPI	RPI
DIV. I ONLY		11- 6	94	7- 3	1	62	24	24	1	1
DIV. I NON-CONF.		8- 4	92	5- 2	4	65	38	38	1	1
TOTALS		RPI 1-25	RPI 26-50		W-L RECORDS		RPI 51-100	RPI 101-150	RPI 150+	
11- 6	1- 1	1- 3		OVERALL		5- 2	2- 0	2- 0		
8- 2	0- 0	1- 2		HOME		4- 0	1- 0	2- 0		
1- 3	0- 1	0- 0		AWAY		0- 2	1- 0	0- 0		
2- 1	1- 0	0- 1		NEUTRAL		1- 0	0- 0	0- 0		
8- 4	1- 0	0- 3		NON-CONFERENCE		4- 1	1- 0	2- 0		
6- 2	0- 0	0- 2		HOME		3- 0	1- 0	2- 0		
0- 1	0- 0	0- 0		AWAY		0- 1	0- 0	0- 0		
2- 1	1- 0	0- 1		NEUTRAL		1- 0	0- 0	0- 0		
3- 2	0- 1	1- 0		CONFERENCE		1- 1	1- 0	0- 0		
2- 0	0- 0	1- 0		HOME		1- 0	0- 0	0- 0		
1- 2	0- 1	0- 0		AWAY		0- 1	1- 0	0- 0		
0- 0	0- 0	0- 0		NEUTRAL		0- 0	0- 0	0- 0		

RPI	S	Opponent	Score	RPI	S	Opponent	Score	RPI	S	Opponent	Score	RPI	S	Opponent	Score
6	A	Maryland	78 87	34	H	Georgia	59 67	54	A	Michigan	94 100	111	A	Indiana	103 49
15	N	FGCU	90 83	35	H	Northwestern	73 64	56	H	Rutgers	85 68	114	H	VCU	96 86
				42	N	Wichita St.	55 70	65	H	West Virginia	96 54	218	H	Winthrop	66 52
				48	H	Pittsburgh	74 78	72	H	Western Mich.	83 46	296	H	Saint Francis (PA)	113 97
								80	H	Arkansas St.	67 52				
								88	A	Virginia	82 87				
								96	N	Clemson	86 77				
LAST 12 Division I GAMES:															
111	A	Indiana	103 49	54	A	Michigan	94 100								
35	H	Northwestern	73 64	80	H	Arkansas St.	67 52								
56	H	Rutgers	85 68	218	H	Winthrop	66 52								
6	A	Maryland	78 87	48	H	Pittsburgh	74 78								
65	H	West Virginia	96 54	15	N	FGCU	90 83								
72	H	Western Mich.	83 46	42	N	Wichita St.	55 70								

Non-Div I Games:

Ohio St.

■ Loss, 
■ Non-Conf, 
■ S Site, 
■ H Home 
■ A Away 
N Neutral

Average RPI Win:	165	WON-LOST	WINNING	LAST 10	STRENGTH OF	OPP. STRENGTH	TEAM	ADJ.	CONF.	ADJ CONF.
Average RPI Loss:	28	RECORD	PCT. RANK	GAMES	SCHEDULE	OF SCHEDULE	RPI	RPI	RPI	RPI
DIV. I ONLY	9- 5	98	6- 4	31	15	44	44	4	4	
DIV. I NON-CONF.	6- 5	145	4- 5	82	11	76	76	5	5	
TOTALS	RPI 1-25	RPI 26-50	W-L RECORDS	RPI 51-100	RPI 101-150	RPI 150+				
9- 5	1- 3	0- 1	OVERALL	3- 1	2- 0	3- 0				
5- 0	1- 0	0- 0	HOME	1- 0	1- 0	2- 0				
3- 3	0- 1	0- 1	AWAY	1- 1	1- 0	1- 0				
1- 2	0- 2	0- 0	NEUTRAL	1- 0	0- 0	0- 0				
6- 5	1- 3	0- 1	NON-CONFERENCE	1- 1	1- 0	3- 0				
4- 0	1- 0	0- 0	HOME	0- 0	1- 0	2- 0				
1- 3	0- 1	0- 1	AWAY	0- 1	0- 0	1- 0				
1- 2	0- 2	0- 0	NEUTRAL	1- 0	0- 0	0- 0				
3- 0	0- 0	0- 0	CONFERENCE	2- 0	1- 0	0- 0				
1- 0	0- 0	0- 0	HOME	1- 0	0- 0	0- 0				
2- 0	0- 0	0- 0	AWAY	1- 0	1- 0	0- 0				
0- 0	0- 0	0- 0	NEUTRAL	0- 0	0- 0	0- 0				

RPI 1-25				RPI 26-50				Team's RPI: 44	RPI 51-100				RPI 101+			
RPI	S	Opponent	Score	RPI	S	Opponent	Score		RPI	S	Opponent	Score	RPI	S	Opponent	Score
3	N	Kentucky	88 92	47	A	UALR	62 66		52	A	Arkansas	64 71	109	A	Texas Tech	75 58
19	A	Duke	72 92						65	H	West Virginia	71 60	143	H	Yale	71 54
21	N	South Fla.	68 83						67	N	Illinois	78 76	302	H	Lamar	100 73
23	H	Washington	90 80						100	A	Kansas	69 57	336	H	Bradley	104 55
													339	A	North Texas	68 39
LAST 12 Division I GAMES:																
100	A	Kansas	69 57	109	A	Texas Tech	75 58									
65	H	West Virginia	71 60	339	A	North Texas	68 39									
143	H	Yale	71 54	67	N	Illinois	78 76									
52	A	Arkansas	64 71	3	N	Kentucky	88 92									
19	A	Duke	72 92	21	N	South Fla.	68 83									
47	A	UALR	62 66	336	H	Bradley	104 55									

Non-Div I Games:

Oklahoma

■ Loss, 
 ■ Non-Conf, S Site, 
 ■ Home 
 ■ Away 
 N Neutral

Average RPI Win:	219	WON-LOST	WINNING	LAST 10	STRENGTH OF	OPP. STRENGTH	TEAM	ADJ.	CONF.	ADJ CONF.
Average RPI Loss:	45	RECORD	PCT. RANK	GAMES	SCHEDULE	OF SCHEDULE	RPI	RPI	RPI	RPI
DIV. I ONLY	11- 3	39	8- 2	226	117	68	68	4	4	
DIV. I NON-CONF.	10- 1	16	8- 1	335	132	87	87	5	5	
TOTALS	RPI 1-25	RPI 26-50	W-L RECORDS	RPI 51-100	RPI 101-150	RPI 150+				
11- 3	0- 2	0- 0	OVERALL	1- 0	1- 1	9- 0				
9- 0	0- 0	0- 0	HOME	0- 0	1- 0	8- 0				
2- 3	0- 2	0- 0	AWAY	1- 0	0- 1	1- 0				
0- 0	0- 0	0- 0	NEUTRAL	0- 0	0- 0	0- 0				
10- 1	0- 1	0- 0	NON-CONFERENCE	1- 0	0- 0	9- 0				
8- 0	0- 0	0- 0	HOME	0- 0	0- 0	8- 0				
2- 1	0- 1	0- 0	AWAY	1- 0	0- 0	1- 0				
0- 0	0- 0	0- 0	NEUTRAL	0- 0	0- 0	0- 0				
1- 2	0- 1	0- 0	CONFERENCE	0- 0	1- 1	0- 0				
1- 0	0- 0	0- 0	HOME	0- 0	1- 0	0- 0				
0- 2	0- 1	0- 0	AWAY	0- 0	0- 1	0- 0				
0- 0	0- 0	0- 0	NEUTRAL	0- 0	0- 0	0- 0				

RPI 1-25				RPI 26-50				RPI 51-100 Team's RPI: 68				RPI 101+			
RPI	S	Opponent	Score	RPI	S	Opponent	Score	RPI	S	Opponent	Score	RPI	S	Opponent	Score
8	A	Baylor	45 61					53	A	Southern California	66 62	109	H	Texas Tech	66 35
10	A	North Carolina	77 79									118	A	TCU	66 70
												167	H	Northwestern St.	89 44
												171	H	Texas St.	64 37
												180	H	Missouri St.	77 36
												260	H	Texas Southern	77 58
												277	H	Morgan St.	73 43
												281	H	Loyola Marymount	76 65
												282	A	Weber St.	55 49
												288	H	Ark.-Pine Bluff	90 45
												345	H	New Orleans	84 33
LAST 12 Division I GAMES:															
109	H	Texas Tech	66 35	118	A	TCU	66 70								
8	A	Baylor	45 61	288	H	Ark.-Pine Bluff	90 45								
167	H	Northwestern St.	89 44	171	H	Texas St.	64 37								
53	A	Southern California	66 62	277	H	Morgan St.	73 43								
282	A	Weber St.	55 49	180	H	Missouri St.	77 36								
345	H	New Orleans	84 33	10	A	North Carolina	77 79								

Non-Div I Games:

Oklahoma St.

■ Loss, 
 ■ Non-Conf, S Site, 
 ■ Home 
 ■ Away 
 N Neutral

Average RPI Win:	209	WON-LOST	WINNING	LAST 10	STRENGTH OF	OPP. STRENGTH	TEAM	ADJ.	CONF.	ADJ CONF.
Average RPI Loss:	90	RECORD	PCT. RANK	GAMES	SCHEDULE	OF SCHEDULE	RPI	RPI	RPI	RPI
DIV. I ONLY	8- 6	129	5- 5	114	107	136	136	18	18	
DIV. I NON-CONF.	7- 4	108	5- 4	149	146	117	117	18	18	
TOTALS	RPI 1-25	RPI 26-50	W-L RECORDS	RPI 51-100	RPI 101-150	RPI 150+				
8- 6	0- 3	0- 1	OVERALL	0- 0	1- 1	7- 1				
5- 4	0- 2	0- 0	HOME	0- 0	1- 1	4- 1				
1- 2	0- 1	0- 1	AWAY	0- 0	0- 0	1- 0				
2- 0	0- 0	0- 0	NEUTRAL	0- 0	0- 0	2- 0				
7- 4	0- 2	0- 1	NON-CONFERENCE	0- 0	1- 0	6- 1				
4- 2	0- 1	0- 0	HOME	0- 0	1- 0	3- 1				
1- 2	0- 1	0- 1	AWAY	0- 0	0- 0	1- 0				
2- 0	0- 0	0- 0	NEUTRAL	0- 0	0- 0	2- 0				
1- 2	0- 1	0- 0	CONFERENCE	0- 0	0- 1	1- 0				
1- 2	0- 1	0- 0	HOME	0- 0	0- 1	1- 0				
0- 0	0- 0	0- 0	AWAY	0- 0	0- 0	0- 0				
0- 0	0- 0	0- 0	NEUTRAL	0- 0	0- 0	0- 0				

RPI 1-25				RPI 26-50				RPI 51-100				RPI 101+ Team's RPI: 136			
RPI	S	Opponent	Score	RPI	S	Opponent	Score	RPI	S	Opponent	Score	RPI	S	Opponent	Score
11	A	Louisville	46 100	27	A	California	59 79					114	H	VCU	66 44
14	H	Western Ky.	60 76									129	H	Marshall	37 69
19	H	Duke	66 82									154	N	Ill.-Chicago	61 55
												181	H	Charlotte	66 57
												182	A	Virginia Tech	69 62
												214	H	William & Mary	65 58
												223	H	Presbyterian	41 26
												290	N	Miami (OH)	69 63
												313	H	Howard	75 54
												341	H	Rider	56 59
LAST 12 Division I GAMES:															
129	H	Marshall	37 69	14	H	Western Ky.	60 76								
181	H	Charlotte	66 57	114	H	VCU	66 44								
27	A	California	59 79	313	H	Howard	75 54								
154	N	Ill.-Chicago	61 55	341	H	Rider	56 59								
290	N	Miami (OH)	69 63	182	A	Virginia Tech	69 62								
11	A	Louisville	46 100	19	H	Duke	66 82								

Non-Div I Games:

Old Dominion

■ Loss, 
■ Non-Conf, 
■ S Site, 
■ H Home 
■ A Away 
N Neutral

Average RPI Win:	235	WON-LOST	WINNING	LAST 10	STRENGTH OF	OPP. STRENGTH	TEAM	ADJ.	CONF.	ADJ CONF.
Average RPI Loss:	15	RECORD	PCT. RANK	GAMES	SCHEDULE	OF SCHEDULE	RPI	RPI	RPI	RPI
DIV. I ONLY	13- 4	49	7- 3	211	84	94	94	3	3	
DIV. I NON-CONF.	10- 3	53	5- 2	307	149	157	157	4	4	
TOTALS	RPI 1-25	RPI 26-50	W-L RECORDS	RPI 51-100	RPI 101-150	RPI 150+				
13- 4	0- 3	0- 1	OVERALL	1- 0	0- 0	12- 0				
10- 2	0- 1	0- 1	HOME	1- 0	0- 0	9- 0				
2- 2	0- 2	0- 0	AWAY	0- 0	0- 0	2- 0				
1- 0	0- 0	0- 0	NEUTRAL	0- 0	0- 0	1- 0				
10- 3	0- 2	0- 1	NON-CONFERENCE	0- 0	0- 0	10- 0				
8- 2	0- 1	0- 1	HOME	0- 0	0- 0	8- 0				
1- 1	0- 1	0- 0	AWAY	0- 0	0- 0	1- 0				
1- 0	0- 0	0- 0	NEUTRAL	0- 0	0- 0	1- 0				
3- 1	0- 1	0- 0	CONFERENCE	1- 0	0- 0	2- 0				
2- 0	0- 0	0- 0	HOME	1- 0	0- 0	1- 0				
1- 1	0- 1	0- 0	AWAY	0- 0	0- 0	1- 0				
0- 0	0- 0	0- 0	NEUTRAL	0- 0	0- 0	0- 0				

RPI	S	Opponent	Score	RPI	S	Opponent	Score	RPI	S	Opponent	Score	RPI	S	Opponent	Score
3	A	Kentucky	58 64	33	H	Middle Tenn.	65 71	52	H	Arkansas	71 57	155	H	Alabama	77 63
8	H	Baylor	54 96									163	H	Southern Miss.	68 66
14	A	Western Ky.	69 98									188	A	Florida	64 57
												190	A	Nevada	77 66
												215	N	Utah	52 38
												241	H	Southeastern La.	79 71
												263	H	Grambling	92 67
												299	H	Southeast Mo. St.	58 57
												316	H	Southern U.	91 68
												318	H	Alabama A&M	71 47
												328	H	South Ala.	88 48
												333	H	Mississippi Val.	91 38
LAST 12 Division I GAMES:															
188	A	Florida	64 57	155	H	Alabama	77 63	328	H	South Ala.	88 48	8	H	Baylor	54 96
3	A	Kentucky	58 64	52	H	Arkansas	71 57	14	A	Western Ky.	69 98	190	A	Nevada	77 66
241	H	Southeastern La.	79 71	215	N	Utah	52 38								
318	H	Alabama A&M	71 47												
163	H	Southern Miss.	68 66												

Non-Div I Games:

Ole Miss

■ Loss, 
 ■ Non-Conf, S Site, 
 ■ Home 
 ■ Away 
 N Neutral

Average RPI Win:	248	WON-LOST	WINNING	LAST 10	STRENGTH OF	OPP. STRENGTH	TEAM	ADJ.	CONF.	ADJ CONF.
Average RPI Loss:	229	RECORD	PCT. RANK	GAMES	SCHEDULE	OF SCHEDULE	RPI	RPI	RPI	RPI
DIV. I ONLY	3- 10	291	2- 7	297	349	335	335	26	26	
DIV. I NON-CONF.	3- 7	250	2- 6	327	344	331	331	27	27	
TOTALS	RPI 1-25	RPI 26-50	W-L RECORDS	RPI 51-100	RPI 101-150	RPI 150+				
3- 10	0- 0	0- 0	OVERALL	0- 2	1- 1	2- 7				
2- 4	0- 0	0- 0	HOME	0- 1	1- 1	1- 2				
1- 6	0- 0	0- 0	AWAY	0- 1	0- 0	1- 5				
0- 0	0- 0	0- 0	NEUTRAL	0- 0	0- 0	0- 0				
3- 7	0- 0	0- 0	NON-CONFERENCE	0- 1	1- 1	2- 5				
2- 3	0- 0	0- 0	HOME	0- 0	1- 1	1- 2				
1- 4	0- 0	0- 0	AWAY	0- 1	0- 0	1- 3				
0- 0	0- 0	0- 0	NEUTRAL	0- 0	0- 0	0- 0				
0- 3	0- 0	0- 0	CONFERENCE	0- 1	0- 0	0- 2				
0- 1	0- 0	0- 0	HOME	0- 1	0- 0	0- 0				
0- 2	0- 0	0- 0	AWAY	0- 0	0- 0	0- 2				
0- 0	0- 0	0- 0	NEUTRAL	0- 0	0- 0	0- 0				

RPI 1-25			RPI 26-50			RPI 51-100			RPI 101+			Team's RPI: 335
RPI	S	Opponent	Score	RPI	S	Opponent	Score	RPI	S	Opponent	Score	
						78	H South Dakota	48	64	117	H Bakersfield	80 68
						97	A Creighton	50	67	140	H North Dakota	52 72
										197	H Northern Colo.	58 67
										237	A Western Ill.	56 71
										238	H SIUE	54 69
										294	A Eastern Ill.	66 77
										306	A Milwaukee	64 61
										320	H Alcorn	59 39
										329	A Denver	53 60
										331	A Utah Valley	57 59
										347	A Air Force	57 65
LAST 12 Division I GAMES:												
						237	A Western Ill.	56	71	329	A Denver	53 60
						78	H South Dakota	48	64	306	A Milwaukee	64 61
						331	A Utah Valley	57	59	294	A Eastern Ill.	66 77
						97	A Creighton	50	67	197	H Northern Colo.	58 67
						238	H SIUE	54	69	140	H North Dakota	52 72
						117	H Bakersfield	80	68	347	A Air Force	57 65

Non-Div I Games: Peru St. 68 54 Graceland (IA) 89 54

Omaha

Loss, Non-Conf, S Site, H Home A Away N Neutral



Oral Roberts

Through Games Of Jan. 11, 2015

Average RPI Win:	177	WON-LOST	WINNING	LAST 10	STRENGTH OF	OPP. STRENGTH	TEAM	ADJ.	CONF.	ADJ CONF.
Average RPI Loss:	166	RECORD	PCT. RANK	GAMES	SCHEDULE	OF SCHEDULE	RPI	RPI	RPI	RPI
DIV. I ONLY	5- 10	252	2- 6	150	167	226	226	26	26	
DIV. I NON-CONF.	4- 7	220	2- 4	113	73	186	186	27	27	
TOTALS	RPI 1-25	RPI 26-50	W-L RECORDS	RPI 51-100	RPI 101-150	RPI 150+				
5- 10	0- 2	0- 1	OVERALL	1- 1	0- 1	4- 5				
4- 1	0- 0	0- 0	HOME	1- 0	0- 0	3- 1				
0- 8	0- 0	0- 0	AWAY	0- 0	0- 0	0- 0				
1- 1	0- 0	0- 0	NEUTRAL	0- 0	0- 0	1- 1				
4- 7	0- 2	0- 1	NON-CONFERENCE	0- 1	0- 1	4- 2				
3- 1	0- 0	0- 0	HOME	0- 0	0- 0	3- 1				
0- 5	0- 2	0- 1	AWAY	0- 1	0- 1	0- 0				
1- 1	0- 0	0- 0	NEUTRAL	0- 0	0- 0	1- 1				
1- 3	0- 0	0- 0	CONFERENCE	1- 0	0- 0	0- 3				
1- 0	0- 0	0- 0	HOME	1- 0	0- 0	0- 0				
0- 3	0- 0	0- 0	AWAY	0- 0	0- 0	0- 3				
0- 0	0- 0	0- 0	NEUTRAL	0- 0	0- 0	0- 0				

RPI 1-25				RPI 26-50				RPI 51-100				RPI 101+ Team's RPI: 226			
RPI	S	Opponent	Score	RPI	S	Opponent	Score	RPI	S	Opponent	Score	RPI	S	Opponent	Score
2	A	Tennessee	39 91	47	A	UALR	43 54	69	A	Kansas St.	47 53	130	A	Wisconsin	52 70
8	A	Baylor	60 101					78	H	South Dakota	81 65	180	H	Missouri St.	70 57
												201	H	Tulsa	73 71
												205	H	Eastern Mich.	63 62
												220	N	Austin Peay	73 60
												232	N	N.C. A&T	38 47
												259	A	North Dakota St.	64 77
												289	H	Grand Canyon	51 54
												292	A	IPFW	63 73
												329	A	Denver	57 66
LAST 12 Division I GAMES:															
78	H	South Dakota	81 65	292	A	IPFW	63 73								
329	A	Denver	57 66	205	H	Eastern Mich.	63 62								
259	A	North Dakota St.	64 77	220	N	Austin Peay	73 60								
130	A	Wisconsin	52 70	232	N	N.C. A&T	38 47								
69	A	Kansas St.	47 53	47	A	UALR	43 54								
289	H	Grand Canyon	51 54	180	H	Missouri St.	70 57								

Non-Div I Games: Southwestern Christ88 49 St. Gregory's 86 61

Oral Roberts

Loss, Non-Conf, S Site, H Home A Away N Neutral

## Oregon

Through Games Of Jan. 11, 2015

Average RPI Win:	226	WON-LOST	WINNING	LAST 10	STRENGTH OF	OPP. STRENGTH	TEAM	ADJ.	CONF.	ADJ CONF.
Average RPI Loss:	41	RECORD	PCT. RANK	GAMES	SCHEDULE	OF SCHEDULE	RPI	RPI	RPI	RPI
DIV. I ONLY	8- 7	148	6- 4	115	32	134	134	5	5	
DIV. I NON-CONF.	7- 4	108	5- 3	250	62	187	187	3	3	
TOTALS	RPI 1-25	RPI 26-50	W-L RECORDS	RPI 51-100	RPI 101-150	RPI 150+				
8- 7	0- 3	0- 1	OVERALL	1- 3	0- 0	7- 0				
6- 3	0- 2	0- 1	HOME	0- 0	0- 0	6- 0				
2- 2	0- 1	0- 0	AWAY	1- 1	0- 0	1- 0				
0- 2	0- 0	0- 0	NEUTRAL	0- 2	0- 0	0- 0				
7- 4	0- 1	0- 1	NON-CONFERENCE	0- 2	0- 0	7- 0				
6- 2	0- 1	0- 1	HOME	0- 0	0- 0	6- 0				
1- 0	0- 0	0- 0	AWAY	0- 0	0- 0	1- 0				
0- 2	0- 0	0- 0	NEUTRAL	0- 2	0- 0	0- 0				
1- 3	0- 2	0- 0	CONFERENCE	1- 1	0- 0	0- 0				
0- 1	0- 1	0- 0	HOME	0- 0	0- 0	0- 0				
1- 2	0- 1	0- 0	AWAY	1- 1	0- 0	0- 0				
0- 0	0- 0	0- 0	NEUTRAL	0- 0	0- 0	0- 0				

RPI 1-25				RPI 26-50				RPI 51-100				RPI 101+ Team's RPI: 134			
RPI	S	Opponent	Score	RPI	S	Opponent	Score	RPI	S	Opponent	Score	RPI	S	Opponent	Score
10	H	North Carolina	59 76	30	H	Fresno St.	59 68	53	A	Southern California	54 70	185	H	Santa Clara	92 88
13	A	Oregon St.	37 70					60	A	UCLA	62 46	207	H	Navy	72 64
13	H	Oregon St.	48 77					77	N	American	64 72	233	H	Portland St.	63 56
								90	N	Central Mich.	67 73	247	A	Portland	72 49
												257	H	Utah St.	100 77
												300	H	Seattle	70 44
												315	H	Northern Ariz.	59 47
LAST 12 Division I GAMES:															
13	A	Oregon St.	37 70	13	H	Oregon St.	48 77								
60	A	UCLA	62 46	315	H	Northern Ariz.	59 47								
53	A	Southern California	54 70	207	H	Navy	72 64								
300	H	Seattle	70 44	247	A	Portland	72 49								
30	H	Fresno St.	59 68	77	N	American	64 72								
185	H	Santa Clara	92 88	90	N	Central Mich.	67 73								

Non-Div I Games:

Oregon

■ Loss, 
 ■ Non-Conf, S Site, 
 ■ Home 
 ■ Away 
 N Neutral

## Oregon St.

Through Games Of Jan. 11, 2015

Average RPI Win:	132	WON-LOST	WINNING	LAST 10	STRENGTH OF	OPP. STRENGTH	TEAM	ADJ.	CONF.	ADJ CONF.
Average RPI Loss:	2	RECORD	PCT. RANK	GAMES	SCHEDULE	OF SCHEDULE	RPI	RPI	RPI	RPI
DIV. I ONLY	13- 1	9	9- 1	98	12	13	13	5	5	
DIV. I NON-CONF.	9- 1	21	7- 1	142	20	24	24	3	3	
TOTALS	RPI 1-25	RPI 26-50	W-L RECORDS	RPI 51-100	RPI 101-150	RPI 150+				
13- 1	1- 1	0- 0	OVERALL	3- 0	5- 0	4- 0				
5- 0	0- 0	0- 0	HOME	0- 0	2- 0	3- 0				
4- 1	1- 0	0- 0	AWAY	2- 0	1- 0	0- 0				
4- 0	0- 0	0- 0	NEUTRAL	1- 0	2- 0	1- 0				
9- 1	1- 1	0- 0	NON-CONFERENCE	1- 0	3- 0	4- 0				
4- 0	0- 0	0- 0	HOME	0- 0	1- 0	3- 0				
1- 1	1- 1	0- 0	AWAY	0- 0	0- 0	0- 0				
4- 0	0- 0	0- 0	NEUTRAL	1- 0	2- 0	1- 0				
4- 0	0- 0	0- 0	CONFERENCE	2- 0	2- 0	0- 0				
1- 0	0- 0	0- 0	HOME	0- 0	1- 0	0- 0				
3- 0	0- 0	0- 0	AWAY	2- 0	1- 0	0- 0				
0- 0	0- 0	0- 0	NEUTRAL	0- 0	0- 0	0- 0				

RPI 1-25				Team's RPI: 13		RPI 26-50				RPI 51-100				RPI 101+					
RPI	S	Opponent	Score		RPI	S	Opponent	Score		RPI	S	Opponent	Score		RPI	S	Opponent	Score	
2	A	Tennessee	63	74						53	A	Southern California	76	66	105	N	Butler	85	53
10	A	North Carolina	70	55						60	A	UCLA	65	47	126	H	Idaho	75	53
										82	N	BYU	71	61	134	A	Oregon	77	48
															134	H	Oregon	70	37
															137	N	Southern Ill.	71	55
															184	H	Sacramento St.	109	61
															190	N	Nevada	73	50
															247	H	Portland	87	65
															257	H	Utah St.	85	62
LAST 12 Division I GAMES:																			
134	H	Oregon	70	37	134	A	Oregon	77	48										
53	A	Southern California	76	66	10	A	North Carolina	70	55										
60	A	UCLA	65	47	184	H	Sacramento St.	109	61										
2	A	Tennessee	63	74	126	H	Idaho	75	53										
190	N	Nevada	73	50	82	N	BYU	71	61										
137	N	Southern Ill.	71	55	105	N	Butler	85	53										

Non-Div I Games: Concordia Portland 92 35

Oregon St.

Loss, Non-Conf, S Site, H Home A Away N Neutral

## Pacific

Through Games Of Jan. 11, 2015

Average RPI Win:	178	WON-LOST	WINNING	LAST 10	STRENGTH OF	OPP. STRENGTH	TEAM	ADJ.	CONF.	ADJ CONF.
Average RPI Loss:	54	RECORD	PCT. RANK	GAMES	SCHEDULE	OF SCHEDULE	RPI	RPI	RPI	RPI
DIV. I ONLY	11- 3	39	8- 1	166	54	55	55	7	7	
DIV. I NON-CONF.	6- 3	92	4- 2	120	56	68	68	7	7	
TOTALS	RPI 1-25	RPI 26-50	W-L RECORDS	RPI 51-100	RPI 101-150	RPI 150+				
11- 3	0- 0	0- 2	OVERALL	1- 1	2- 0	8- 0				
5- 1	0- 0	0- 1	HOME	0- 0	1- 0	4- 0				
5- 2	0- 0	0- 1	AWAY	1- 1	1- 0	3- 0				
1- 0	0- 0	0- 0	NEUTRAL	0- 0	0- 0	1- 0				
6- 3	0- 0	0- 2	NON-CONFERENCE	0- 1	0- 0	6- 0				
3- 1	0- 0	0- 1	HOME	0- 0	0- 0	3- 0				
2- 2	0- 0	0- 1	AWAY	0- 1	0- 0	2- 0				
1- 0	0- 0	0- 0	NEUTRAL	0- 0	0- 0	1- 0				
5- 0	0- 0	0- 0	CONFERENCE	1- 0	2- 0	2- 0				
2- 0	0- 0	0- 0	HOME	0- 0	1- 0	1- 0				
3- 0	0- 0	0- 0	AWAY	1- 0	1- 0	1- 0				
0- 0	0- 0	0- 0	NEUTRAL	0- 0	0- 0	0- 0				

RPI 1-25				RPI 26-50				RPI 51-100				Team's RPI: 55	RPI 101+			
RPI	S	Opponent	Score	RPI	S	Opponent	Score	RPI	S	Opponent	Score		RPI	S	Opponent	Score
				27	H	California	64 84	62	A	St. Mary's (CA)	88 86		145	H	Pepperdine	77 60
				45	A	Long Beach St.	43 53	91	A	UC Davis	53 60		149	A	San Francisco	92 54
													152	A	Hawaii	69 61
													161	H	Montana	62 50
													185	A	Santa Clara	61 59
													186	H	Iona	64 49
													190	A	Nevada	64 53
													194	N	New Mexico St.	67 62
													257	H	Utah St.	70 62
													281	H	Loyola Marymount	89 69
LAST 12 Division I GAMES:																
				145	H	Pepperdine	77 60	62	A	St. Mary's (CA)	88 86					
				281	H	Loyola Marymount	89 69	257	H	Utah St.	70 62					
				185	A	Santa Clara	61 59	152	A	Hawaii	69 61					
				149	A	San Francisco	92 54	190	A	Nevada	64 53					
				45	A	Long Beach St.	43 53	91	A	UC Davis	53 60					
				194	N	New Mexico St.	67 62	186	H	Iona	64 49					

Non-Div I Games: Cal Maritime 70 23 Cal St. Stanislaus 98 67

Pacific

Loss, Non-Conf, S Site, H Home A Away N Neutral

Average RPI Win:	193	WON-LOST	WINNING	LAST 10	STRENGTH OF	OPP. STRENGTH	TEAM	ADJ.	CONF.	ADJ CONF.
Average RPI Loss:	59	RECORD	PCT. RANK	GAMES	SCHEDULE	OF SCHEDULE	RPI	RPI	RPI	RPI
DIV. I ONLY	6- 5	144	5- 4	40	116	81	81	10	10	
DIV. I NON-CONF.	6- 4	131	6- 4	106	120	89	89	11	11	
TOTALS	RPI 1-25	RPI 26-50	W-L RECORDS	RPI 51-100	RPI 101-150	RPI 150+				
6- 5	0- 2	0- 0	OVERALL	0- 2	1- 1	5- 0				
5- 1	0- 0	0- 0	HOME	0- 1	1- 0	4- 0				
1- 4	0- 2	0- 0	AWAY	0- 1	0- 1	1- 0				
0- 0	0- 0	0- 0	NEUTRAL	0- 0	0- 0	0- 0				
6- 4	0- 1	0- 0	NON-CONFERENCE	0- 2	1- 1	5- 0				
5- 1	0- 0	0- 0	HOME	0- 1	1- 0	4- 0				
1- 3	0- 1	0- 0	AWAY	0- 1	0- 1	1- 0				
0- 0	0- 0	0- 0	NEUTRAL	0- 0	0- 0	0- 0				
0- 1	0- 1	0- 0	CONFERENCE	0- 0	0- 0	0- 0				
0- 0	0- 0	0- 0	HOME	0- 0	0- 0	0- 0				
0- 1	0- 1	0- 0	AWAY	0- 0	0- 0	0- 0				
0- 0	0- 0	0- 0	NEUTRAL	0- 0	0- 0	0- 0				

RPI 1-25				RPI 26-50				RPI 51-100 Team's RPI: 81				RPI 101+			
RPI	S	Opponent	Score	RPI	S	Opponent	Score	RPI	S	Opponent	Score	RPI	S	Opponent	Score
2	A	Tennessee	52 97					63	H	Hampton	43 58	119	H	Saint Joseph's	65 51
16	A	Princeton	54 83					75	A	Drexel	58 67	138	A	Lafayette	57 60
												160	H	New Hampshire	74 39
												175	H	Temple	52 50
												177	H	La Salle	57 29
												207	A	Navy	60 51
												322	H	UMBC	69 63
LAST 12 Division I GAMES:															
175	H	Temple	52 50	16	A	Princeton	54 83	160	H	New Hampshire	74 39				
322	H	UMBC	69 63	207	A	Navy	60 51	177	H	La Salle	57 29				
75	A	Drexel	58 67	2	A	Tennessee	52 97								
119	H	Saint Joseph's	65 51												
63	H	Hampton	43 58												
138	A	Lafayette	57 60												

Non-Div I Games: King's (PA) 85 20

Penn

Average RPI Win:	278	WON-LOST	WINNING	LAST 10	STRENGTH OF	OPP. STRENGTH	TEAM	ADJ.	CONF.	ADJ CONF.
Average RPI Loss:	78	RECORD	PCT. RANK	GAMES	SCHEDULE	OF SCHEDULE	RPI	RPI	RPI	RPI
DIV. I ONLY	3- 13	315	2- 8	53	82	242	242	1	1	
DIV. I NON-CONF.	3- 8	263	2- 5	101	161	258	258	1	1	
TOTALS	RPI 1-25	RPI 26-50	W-L RECORDS	RPI 51-100	RPI 101-150	RPI 150+				
3- 13	0- 2	0- 1	OVERALL	0- 6	0- 3	3- 1				
3- 6	0- 1	0- 1	HOME	0- 3	0- 1	3- 0				
0- 5	0- 1	0- 0	AWAY	0- 2	0- 2	0- 0				
0- 2	0- 0	0- 0	NEUTRAL	0- 1	0- 0	0- 1				
3- 8	0- 1	0- 1	NON-CONFERENCE	0- 3	0- 2	3- 1				
3- 4	0- 1	0- 1	HOME	0- 1	0- 1	3- 0				
0- 2	0- 0	0- 0	AWAY	0- 1	0- 1	0- 0				
0- 2	0- 0	0- 0	NEUTRAL	0- 1	0- 0	0- 1				
0- 5	0- 1	0- 0	CONFERENCE	0- 3	0- 1	0- 0				
0- 2	0- 0	0- 0	HOME	0- 2	0- 0	0- 0				
0- 3	0- 1	0- 0	AWAY	0- 1	0- 1	0- 0				
0- 0	0- 0	0- 0	NEUTRAL	0- 0	0- 0	0- 0				

RPI 1-25				RPI 26-50				RPI 51-100				RPI 101+ Team's RPI: 242			
RPI	S	Opponent	Score	RPI	S	Opponent	Score	RPI	S	Opponent	Score	RPI	S	Opponent	Score
20	A	Iowa	52 77	36	H	Seton Hall	70 75	54	A	Michigan	53 89	112	H	St. Bonaventure	54 56
21	H	South Fla.	87 90					56	H	Rutgers	51 71	130	A	Wisconsin	46 65
								59	A	Syracuse	39 61	132	A	Hartford	57 62
								67	H	Illinois	76 91	179	N	Samford	56 59
								71	H	Albany (NY)	53 54	198	H	Towson	71 64
								83	N	Liberty	68 80	295	H	Wagner	96 66
												341	H	Rider	85 51
LAST 12 Division I GAMES:															
67	H	Illinois	76 91	56	H	Rutgers	51 71								
54	A	Michigan	53 89	130	A	Wisconsin	46 65								
20	A	Iowa	52 77	295	H	Wagner	96 66								
21	H	South Fla.	87 90	59	A	Syracuse	39 61								
341	H	Rider	85 51	179	N	Samford	56 59								
132	A	Hartford	57 62	83	N	Liberty	68 80								

Non-Div I Games:

Penn St.

  Loss, 
  Non-Conf, S Site, 
  Home 
  Away 
N Neutral

Pepperdine

Through Games Of Jan. 11, 2015

Average RPI Win:	267	WON-LOST	WINNING	LAST 10	STRENGTH OF	OPP. STRENGTH	TEAM	ADJ.	CONF.	ADJ CONF.
Average RPI Loss:	73	RECORD	PCT. RANK	GAMES	SCHEDULE	OF SCHEDULE	RPI	RPI	RPI	RPI
DIV. I ONLY	6- 10	236	3- 7	62	204	145	145	7	7	
DIV. I NON-CONF.	5- 6	175	3- 4	115	223	132	132	7	7	
TOTALS	RPI 1-25	RPI 26-50	W-L RECORDS	RPI 51-100	RPI 101-150	RPI 150+				
6- 10	0- 2	0- 1	OVERALL	0- 5	0- 1	6- 1				
1- 5	0- 0	0- 1	HOME	0- 3	0- 0	1- 1				
4- 5	0- 2	0- 0	AWAY	0- 2	0- 1	4- 0				
1- 0	0- 0	0- 0	NEUTRAL	0- 0	0- 0	1- 0				
5- 6	0- 2	0- 1	NON-CONFERENCE	0- 1	0- 1	5- 1				
0- 3	0- 0	0- 1	HOME	0- 1	0- 0	0- 1				
4- 3	0- 2	0- 0	AWAY	0- 0	0- 1	4- 0				
1- 0	0- 0	0- 0	NEUTRAL	0- 0	0- 0	1- 0				
1- 4	0- 0	0- 0	CONFERENCE	0- 4	0- 0	1- 0				
1- 2	0- 0	0- 0	HOME	0- 2	0- 0	1- 0				
0- 2	0- 0	0- 0	AWAY	0- 2	0- 0	0- 0				
0- 0	0- 0	0- 0	NEUTRAL	0- 0	0- 0	0- 0				

RPI S	Opponent	Score	RPI S	Opponent	Score	RPI S	Opponent	Score	RPI S	Opponent	Score	Team's RPI: 145
20	A Iowa	68 97	45	H Long Beach St.	69 78	55	A Pacific	60 77	107	A CSUN	48 74	
22	A Nebraska	65 100				62	A St. Mary's (CA)	68 73	191	H Army	44 56	
						71	H Albany (NY)	36 62	196	N UT Martin	59 58	
						79	H San Diego	64 68	202	A Cal Poly	76 69	
						82	H BYU	78 84	262	A UC Irvine	76 53	
									281	H Loyola Marymount	98 91	
									315	A Northern Ariz.	66 63	
									343	A UC Santa Barbara	66 44	
LAST 12 Division I GAMES:												
55	A Pacific	60 77	82	H BYU	78 84							
62	A St. Mary's (CA)	68 73	79	H San Diego	64 68							
281	H Loyola Marymount	98 91	107	A CSUN	48 74							
71	H Albany (NY)	36 62	45	H Long Beach St.	69 78							
315	A Northern Ariz.	66 63	191	H Army	44 56							
343	A UC Santa Barbara	66 44	202	A Cal Poly	76 69							

Non-Div I Games:

Pepperdine

Loss, Non-Conf, S Site, H Home A Away N Neutral

Average RPI Win: 152		WON-LOST	WINNING	LAST 10	STRENGTH OF	OPP. STRENGTH	TEAM	ADJ.	CONF.	ADJ CONF.
Average RPI Loss: 36		RECORD	PCT. RANK	GAMES	SCHEDULE	OF SCHEDULE	RPI	RPI	RPI	RPI
DIV. I ONLY		11- 4	57	8- 2	22	42	48	48	2	2
DIV. I NON-CONF.		10- 3	53	8- 2	85	60	53	53	2	2
TOTALS		RPI 1-25	RPI 26-50	W-L RECORDS		RPI 51-100	RPI 101-150	RPI 150+		
11- 4	2- 2		1- 1	OVERALL		2- 1	1- 0	5- 0		
10- 2	1- 2		1- 0	HOME		2- 0	1- 0	5- 0		
1- 2	1- 0		0- 1	AWAY		0- 1	0- 0	0- 0		
0- 0	0- 0		0- 0	NEUTRAL		0- 0	0- 0	0- 0		
10- 3	1- 1		1- 1	NON-CONFERENCE		2- 1	1- 0	5- 0		
9- 1	0- 1		1- 0	HOME		2- 0	1- 0	5- 0		
1- 2	1- 0		0- 1	AWAY		0- 1	0- 0	0- 0		
0- 0	0- 0		0- 0	NEUTRAL		0- 0	0- 0	0- 0		
1- 1	1- 1		0- 0	CONFERENCE		0- 0	0- 0	0- 0		
1- 1	1- 1		0- 0	HOME		0- 0	0- 0	0- 0		
0- 0	0- 0		0- 0	AWAY		0- 0	0- 0	0- 0		
0- 0	0- 0		0- 0	NEUTRAL		0- 0	0- 0	0- 0		

RPI 1-25				RPI 26-50				Team's RPI: 48				RPI 51-100				RPI 101+			
RPI	S	Opponent	Score	RPI	S	Opponent	Score	RPI	S	Opponent	Score	RPI	S	Opponent	Score	RPI	S	Opponent	Score
10	H	North Carolina	84 59	28	A	James Madison	64 80	54	H	Michigan	85 64	150	H	Ball St.	59 47				
11	H	Louisville	57 63	39	H	Youngstown St.	78 52	75	H	Drexel	72 53	173	H	Niagara	70 54				
16	H	Princeton	43 59					89	A	Duquesne	77 87	235	H	Radford	72 47				
24	A	Ohio St.	78 74									273	H	Loyola Maryland	84 46				
												296	H	Saint Francis (PA)	97 59				
												348	H	Delaware St.	93 58				
LAST 12 Division I GAMES:																			
348	H	Delaware St.	93 58	10	H	North Carolina	84 59												
296	H	Saint Francis (PA)	97 59	11	H	Louisville	57 63												
39	H	Youngstown St.	78 52	24	A	Ohio St.	78 74												
150	H	Ball St.	59 47	273	H	Loyola Maryland	84 46												
75	H	Drexel	72 53	235	H	Radford	72 47												
89	A	Duquesne	77 87	28	A	James Madison	64 80												

Non-Div I Games:

Pittsburgh

■ Loss, 
 ■ Non-Conf, S Site, 
 ■ Home 
 ■ Away 
 N Neutral



Average RPI Win:	224	WON-LOST	WINNING	LAST 10	STRENGTH OF	OPP. STRENGTH	TEAM	ADJ.	CONF.	ADJ CONF.
Average RPI Loss:	116	RECORD	PCT. RANK	GAMES	SCHEDULE	OF SCHEDULE	RPI	RPI	RPI	RPI
DIV. I ONLY	2- 14	332	0- 1	41	166	247	247	7	7	
DIV. I NON-CONF.	2- 9	297	0- 0	79	181	249	249	7	7	
TOTALS	RPI 1-25	RPI 26-50	W-L RECORDS	RPI 51-100	RPI 101-150	RPI 150+				
2- 14	0- 2	0- 1	OVERALL	0- 2	0- 5	2- 4				
1- 5	0- 1	0- 0	HOME	0- 2	0- 1	1- 1				
0- 9	0- 0	0- 1	AWAY	0- 0	0- 1	0- 1				
1- 0	0- 0	0- 0	NEUTRAL	0- 0	0- 0	1- 0				
2- 9	0- 2	0- 0	NON-CONFERENCE	0- 0	0- 4	2- 3				
1- 3	0- 1	0- 0	HOME	0- 0	0- 1	1- 1				
0- 6	0- 1	0- 0	AWAY	0- 0	0- 3	0- 2				
1- 0	0- 0	0- 0	NEUTRAL	0- 0	0- 0	1- 0				
0- 5	0- 0	0- 1	CONFERENCE	0- 2	0- 1	0- 1				
0- 2	0- 0	0- 0	HOME	0- 2	0- 0	0- 0				
0- 3	0- 0	0- 1	AWAY	0- 0	0- 1	0- 1				
0- 0	0- 0	0- 0	NEUTRAL	0- 0	0- 0	0- 0				

RPI 1-25				RPI 26-50				RPI 51-100				RPI 101+ Team's RPI: 247			
RPI	S	Opponent	Score	RPI	S	Opponent	Score	RPI	S	Opponent	Score	RPI	S	Opponent	Score
13	A	Oregon St.	65 87	43	A	Gonzaga	57 79	79	H	San Diego	65 87	107	A	CSUN	41 45
23	H	Washington	45 80					82	H	BYU	79 83	124	A	Boise St.	58 94
												125	A	Eastern Wash.	65 72
												134	H	Oregon	49 72
												149	A	San Francisco	68 85
												161	H	Montana	55 69
												185	A	Santa Clara	68 83
												190	A	Nevada	59 84
												202	A	Cal Poly	67 76
												215	N	Utah	58 50
												233	H	Portland St.	91 63
LAST 12 Division I GAMES:															
82	H	BYU	79 83	43	A	Gonzaga	57 79								
125	A	Eastern Wash.	65 72	149	A	San Francisco	68 85								
161	H	Montana	55 69	202	A	Cal Poly	67 76								
23	H	Washington	45 80	107	A	CSUN	41 45								
215	N	Utah	58 50	13	A	Oregon St.	65 87								
190	A	Nevada	59 84	185	A	Santa Clara	68 83								

Non-Div I Games:

Portland

■ Loss, 
■ Non-Conf, S Site, 
■ Home 
■ Away 
N Neutral

Average RPI Win:	224	WON-LOST	WINNING	LAST 10	STRENGTH OF	OPP. STRENGTH	TEAM	ADJ.	CONF.	ADJ CONF.
Average RPI Loss:	160	RECORD	PCT. RANK	GAMES	SCHEDULE	OF SCHEDULE	RPI	RPI	RPI	RPI
DIV. I ONLY	3- 10	291	0- 1	74	291	233	233	22	22	
DIV. I NON-CONF.	2- 7	290	0- 1	66	191	207	207	21	21	
TOTALS	RPI 1-25	RPI 26-50	W-L RECORDS	RPI 51-100	RPI 101-150	RPI 150+				
3- 10	0- 1	0- 2	OVERALL	0- 1	1- 1	2- 5				
2- 3	0- 0	0- 1	HOME	0- 1	1- 0	1- 1				
1- 7	0- 0	0- 1	AWAY	0- 0	0- 0	1- 0				
0- 0	0- 0	0- 0	NEUTRAL	0- 0	0- 0	0- 0				
2- 7	0- 1	0- 2	NON-CONFERENCE	0- 1	0- 1	2- 2				
1- 2	0- 0	0- 1	HOME	0- 1	0- 0	1- 0				
1- 5	0- 1	0- 1	AWAY	0- 0	0- 1	1- 2				
0- 0	0- 0	0- 0	NEUTRAL	0- 0	0- 0	0- 0				
1- 3	0- 0	0- 0	CONFERENCE	0- 0	1- 0	0- 3				
1- 1	0- 0	0- 0	HOME	0- 0	1- 0	0- 1				
0- 2	0- 0	0- 0	AWAY	0- 0	0- 0	0- 2				
0- 0	0- 0	0- 0	NEUTRAL	0- 0	0- 0	0- 0				

RPI 1-25				RPI 26-50				RPI 51-100				RPI 101+ Team's RPI: 233			
RPI	S	Opponent	Score	RPI	S	Opponent	Score	RPI	S	Opponent	Score	RPI	S	Opponent	Score
16	A	Princeton	33 104	43	A	Gonzaga	41 73	78	H	South Dakota	57 86	134	A	Oregon	56 63
				45	H	Long Beach St.	58 62					140	H	North Dakota	73 70
												197	H	Northern Colo.	54 68
												207	H	Navy	56 50
												224	A	Southern Utah	74 86
												247	A	Portland	63 91
												300	A	Seattle	47 54
												315	A	Northern Ariz.	46 94
												324	A	Columbia	71 66
LAST 12 Division I GAMES:															
197	H	Northern Colo.	54 68	43	A	Gonzaga	41 73								
315	A	Northern Ariz.	46 94	140	H	North Dakota	73 70								
224	A	Southern Utah	74 86	207	H	Navy	56 50								
324	A	Columbia	71 66	45	H	Long Beach St.	58 62								
16	A	Princeton	33 104	134	A	Oregon	56 63								
247	A	Portland	63 91	78	H	South Dakota	57 86								

Non-Div I Games: Corban 64 74 Western Wash. 64 75

Portland St.

Loss, Non-Conf, S Site, H Home A Away N Neutral

Prairie View

Through Games Of Jan. 11, 2015

Average RPI Win:	276	WON-LOST	WINNING	LAST 10	STRENGTH OF	OPP. STRENGTH	TEAM	ADJ.	CONF.	ADJ CONF.
Average RPI Loss:	153	RECORD	PCT. RANK	GAMES	SCHEDULE	OF SCHEDULE	RPI	RPI	RPI	RPI
DIV. I ONLY	3- 11	297	1- 2	143	218	228	228	33	33	
DIV. I NON-CONF.	2- 9	297	0- 1	42	163	161	161	30	30	
TOTALS	RPI 1-25	RPI 26-50	W-L RECORDS	RPI 51-100	RPI 101-150	RPI 150+				
3- 11	0- 2	0- 2	OVERALL	0- 0	0- 1	3- 6				
1- 0	0- 0	0- 0	HOME	0- 0	0- 0	1- 0				
2- 9	0- 0	0- 0	AWAY	0- 0	0- 0	2- 3				
0- 2	0- 1	0- 1	NEUTRAL	0- 0	0- 0	0- 0				
2- 9	0- 2	0- 2	NON-CONFERENCE	0- 0	0- 1	2- 4				
0- 0	0- 0	0- 0	HOME	0- 0	0- 0	0- 0				
2- 7	0- 1	0- 1	AWAY	0- 0	0- 1	2- 4				
0- 2	0- 1	0- 1	NEUTRAL	0- 0	0- 0	0- 0				
1- 2	0- 0	0- 0	CONFERENCE	0- 0	0- 0	1- 2				
1- 0	0- 0	0- 0	HOME	0- 0	0- 0	1- 0				
0- 2	0- 0	0- 0	AWAY	0- 0	0- 0	0- 2				
0- 0	0- 0	0- 0	NEUTRAL	0- 0	0- 0	0- 0				

RPI 1-25				RPI 26-50				RPI 51-100				RPI 101+ Team's RPI: 228			
RPI	S	Opponent	Score	RPI	S	Opponent	Score	RPI	S	Opponent	Score	RPI	S	Opponent	Score
8	A	Baylor	64 108	29	A	Texas A&M	41 59					118	A	TCU	50 56
10	N	North Carolina	45 81	32	N	Stanford	45 88					152	A	Hawaii	58 72
												203	A	Stephen F. Austin	73 83
												243	A	UTEP	48 86
												253	A	Rice	58 70
												256	A	Houston	61 56
												260	H	Texas Southern	63 61
												312	A	Sam Houston St.	70 53
												316	A	Southern U.	51 67
												320	A	Alcorn	46 68
LAST 12 Division I GAMES:															
152	A	Hawaii	58 72	260	H	Texas Southern	63 61								
316	A	Southern U.	51 67	320	A	Alcorn	46 68								
8	A	Baylor	64 108	256	A	Houston	61 56								
243	A	UTEP	48 86	32	N	Stanford	45 88								
312	A	Sam Houston St.	70 53	10	N	North Carolina	45 81								
118	A	TCU	50 56	29	A	Texas A&M	41 59								

Presbyterian

Through Games Of Jan. 11, 2015

Average RPI Win:	322	WON-LOST	WINNING	LAST 10	STRENGTH OF	OPP. STRENGTH	TEAM	ADJ.	CONF.	ADJ CONF.
Average RPI Loss:	161	RECORD	PCT. RANK	GAMES	SCHEDULE	OF SCHEDULE	RPI	RPI	RPI	RPI
DIV. I ONLY	6- 8	200	4- 5	258	348	223	223	31	31	
DIV. I NON-CONF.	3- 4	197	2- 2	219	337	176	176	32	32	
TOTALS	RPI 1-25	RPI 26-50	W-L RECORDS	RPI 51-100	RPI 101-150	RPI 150+				
6- 8	0- 0	0- 0	OVERALL	0- 1	0- 4	6- 3				
3- 1	0- 0	0- 0	HOME	0- 0	0- 0	3- 1				
3- 7	0- 0	0- 0	AWAY	0- 1	0- 4	3- 2				
0- 0	0- 0	0- 0	NEUTRAL	0- 0	0- 0	0- 0				
3- 4	0- 0	0- 0	NON-CONFERENCE	0- 0	0- 3	3- 1				
1- 0	0- 0	0- 0	HOME	0- 0	0- 0	1- 0				
2- 4	0- 0	0- 0	AWAY	0- 0	0- 3	2- 1				
0- 0	0- 0	0- 0	NEUTRAL	0- 0	0- 0	0- 0				
3- 4	0- 0	0- 0	CONFERENCE	0- 1	0- 1	3- 2				
2- 1	0- 0	0- 0	HOME	0- 0	0- 0	2- 1				
1- 3	0- 0	0- 0	AWAY	0- 1	0- 1	1- 1				
0- 0	0- 0	0- 0	NEUTRAL	0- 0	0- 0	0- 0				

RPI 1-25				RPI 26-50				RPI 51-100				RPI 101+				Team's RPI: 223	
RPI	S	Opponent	Score	RPI	S	Opponent	Score	RPI	S	Opponent	Score	RPI	S	Opponent	Score		
								83	A	Liberty	42	59	114	A	VCU	36	55
												120	A	Xavier	43	45	
												136	A	Old Dominion	26	41	
												141	A	High Point	49	54	
												181	A	Charlotte	50	66	
												235	H	Radford	35	43	
												274	A	Campbell	45	58	
												301	H	South Carolina St.	46	33	
												304	H	Gardner-Webb	55	50	
												307	A	Western Caro.	51	44	
												337	A	Coastal Caro.	84	78	
												338	A	N.C. Central	45	33	
												342	H	UNC Asheville	69	57	
LAST 12 Division I GAMES:																	
								83	A	Liberty	42	59	337	A	Coastal Caro.	84	78
								342	H	UNC Asheville	69	57	235	H	Radford	35	43
								274	A	Campbell	45	58	304	H	Gardner-Webb	55	50
								338	A	N.C. Central	45	33	301	H	South Carolina St.	46	33
								181	A	Charlotte	50	66	120	A	Xavier	43	45
								141	A	High Point	49	54	307	A	Western Caro.	51	44

Non-Div I Games: Southern Wesleyan 81 50 Allen 120 45

Presbyterian

Loss, Non-Conf, S Site, H Home A Away N Neutral

Average RPI Win:	142	WON-LOST	WINNING	LAST 10	STRENGTH OF	OPP. STRENGTH	TEAM	ADJ.	CONF.	ADJ CONF.
Average RPI Loss:	0	RECORD	PCT. RANK	GAMES	SCHEDULE	OF SCHEDULE	RPI	RPI	RPI	RPI
DIV. I ONLY	17- 0	1	10- 0	125	34	16	16	10	10	
DIV. I NON-CONF.	16- 0	1	11- 0	147	30	15	15	11	11	
TOTALS	RPI 1-25		RPI 26-50	W-L RECORDS	RPI 51-100		RPI 101-150		RPI 150+	
17- 0	0- 0		1- 0	OVERALL	7- 0		1- 0		8- 0	
5- 0	0- 0		0- 0	HOME	2- 0		0- 0		3- 0	
8- 0	0- 0		1- 0	AWAY	5- 0		0- 0		2- 0	
4- 0	0- 0		0- 0	NEUTRAL	0- 0		1- 0		3- 0	
16- 0	0- 0		1- 0	NON-CONFERENCE	6- 0		1- 0		8- 0	
4- 0	0- 0		0- 0	HOME	1- 0		0- 0		3- 0	
8- 0	0- 0		1- 0	AWAY	5- 0		0- 0		2- 0	
4- 0	0- 0		0- 0	NEUTRAL	0- 0		1- 0		3- 0	
1- 0	0- 0		0- 0	CONFERENCE	1- 0		0- 0		0- 0	
1- 0	0- 0		0- 0	HOME	1- 0		0- 0		0- 0	
0- 0	0- 0		0- 0	AWAY	0- 0		0- 0		0- 0	
0- 0	0- 0		0- 0	NEUTRAL	0- 0		0- 0		0- 0	

RPI 1-25			Team's RPI: 16		RPI 26-50			RPI 51-100				RPI 101+			
RPI	S	Opponent	Score	RPI	S	Opponent	Score	RPI	S	Opponent	Score	RPI	S	Opponent	Score
				48	A	Pittsburgh	59 43	54	A	Michigan	85 55	132	N	Hartford	64 51
								63	A	Hampton	75 63	159	N	Wake Forest	72 55
								75	H	Drexel	59 43	161	N	Montana	80 55
								76	A	Fordham	67 53	181	N	Charlotte	73 43
								77	A	American	63 56	211	A	Delaware	87 59
								81	H	Penn	83 54	219	A	Monmouth	84 53
								89	A	Duquesne	79 62	233	H	Portland St.	104 33
												275	H	Georgetown	83 54
												286	H	Binghamton	96 58
LAST 12 Division I GAMES:															
				76	A	Fordham	67 53	81	H	Penn	83 54				
				132	N	Hartford	64 51	63	A	Hampton	75 63				
				219	A	Monmouth	84 53	54	A	Michigan	85 55				
				233	H	Portland St.	104 33	275	H	Georgetown	83 54				
				211	A	Delaware	87 59	181	N	Charlotte	73 43				
				286	H	Binghamton	96 58	161	N	Montana	80 55				

Non-Div I Games:

Princeton

# Providence

Through Games Of Jan. 11, 2015

Average RPI Win:	174	WON-LOST	WINNING	LAST 10	STRENGTH OF	OPP. STRENGTH	TEAM	ADJ.	CONF.	ADJ CONF.
Average RPI Loss:	108	RECORD	PCT. RANK	GAMES	SCHEDULE	OF SCHEDULE	RPI	RPI	RPI	RPI
DIV. I ONLY	4- 13	289	2- 8	48	87	216	216	9	9	
DIV. I NON-CONF.	3- 8	263	2- 4	60	99	208	208	8	8	
TOTALS	RPI 1-25	RPI 26-50	W-L RECORDS	RPI 51-100	RPI 101-150	RPI 150+				
4- 13	0- 2	0- 2	OVERALL	1- 0	1- 7	2- 2				
4- 4	0- 0	0- 2	HOME	1- 0	1- 1	2- 1				
0- 9	0- 2	0- 0	AWAY	0- 0	0- 6	0- 1				
0- 0	0- 0	0- 0	NEUTRAL	0- 0	0- 0	0- 0				
3- 8	0- 2	0- 0	NON-CONFERENCE	1- 0	0- 5	2- 1				
3- 2	0- 0	0- 0	HOME	1- 0	0- 1	2- 1				
0- 6	0- 2	0- 0	AWAY	0- 0	0- 4	0- 0				
0- 0	0- 0	0- 0	NEUTRAL	0- 0	0- 0	0- 0				
1- 5	0- 0	0- 2	CONFERENCE	0- 0	1- 2	0- 1				
1- 2	0- 0	0- 2	HOME	0- 0	1- 0	0- 0				
0- 3	0- 0	0- 0	AWAY	0- 0	0- 2	0- 1				
0- 0	0- 0	0- 0	NEUTRAL	0- 0	0- 0	0- 0				

RPI S	Opponent	Score	RPI S	Opponent	Score	RPI S	Opponent	Score	RPI S	Opponent	Score	Team's RPI: 216
15	A FGCU	58 68	36	H Seton Hall	67 68	89	H Duquesne	67 56	101	A Richmond	59 75	
18	A Dayton	56 72	49	H St. John's (NY)	52 68				105	A Butler	61 66	
									106	A Boston College	51 79	
									108	H Villanova	51 49	
									120	A Xavier	59 71	
									131	H Rhode Island	56 63	
									132	A Hartford	54 57	
									135	A Bryant	80 90	
									182	H Virginia Tech	69 72	
									245	H UMass Lowell	66 54	
									254	H Brown	78 69	
									275	A Georgetown	61 69	
LAST 12 Division I GAMES:												
120	A Xavier	59 71	36	H Seton Hall	67 68							
105	A Butler	61 66	275	A Georgetown	61 69							
49	H St. John's (NY)	52 68	131	H Rhode Island	56 63							
106	A Boston College	51 79	245	H UMass Lowell	66 54							
89	H Duquesne	67 56	108	H Villanova	51 49							
15	A FGCU	58 68	135	A Bryant	80 90							

Non-Div I Games:

Providence

Loss, Non-Conf, S Site, H Home A Away N Neutral

Average RPI Win:	154	WON-LOST	WINNING	LAST 10	STRENGTH OF	OPP. STRENGTH	TEAM	ADJ.	CONF.	ADJ CONF.
Average RPI Loss:	17	RECORD	PCT. RANK	GAMES	SCHEDULE	OF SCHEDULE	RPI	RPI	RPI	RPI
DIV. I ONLY	9- 7	138	6- 4	2	36	40	40	1	1	
DIV. I NON-CONF.	7- 4	108	4- 3	13	49	56	56	1	1	
TOTALS	RPI 1-25	RPI 26-50	W-L RECORDS	RPI 51-100	RPI 101-150	RPI 150+				
9- 7	0- 6	0- 1	OVERALL	3- 0	3- 0	3- 0				
6- 3	0- 2	0- 1	HOME	2- 0	1- 0	3- 0				
2- 3	0- 3	0- 0	AWAY	1- 0	1- 0	0- 0				
1- 1	0- 1	0- 0	NEUTRAL	0- 0	1- 0	0- 0				
7- 4	0- 4	0- 0	NON-CONFERENCE	2- 0	2- 0	3- 0				
5- 2	0- 2	0- 0	HOME	2- 0	0- 0	3- 0				
1- 1	0- 1	0- 0	AWAY	0- 0	1- 0	0- 0				
1- 1	0- 1	0- 0	NEUTRAL	0- 0	1- 0	0- 0				
2- 3	0- 2	0- 1	CONFERENCE	1- 0	1- 0	0- 0				
1- 1	0- 0	0- 1	HOME	0- 0	1- 0	0- 0				
1- 2	0- 2	0- 0	AWAY	1- 0	0- 0	0- 0				
0- 0	0- 0	0- 0	NEUTRAL	0- 0	0- 0	0- 0				

RPI 1-25				RPI 26-50				Team's RPI: 40	RPI 51-100				RPI 101+			
RPI	S	Opponent	Score	RPI	S	Opponent	Score		RPI	S	Opponent	Score	RPI	S	Opponent	Score
6	A	Maryland	64 88	26	H	Minnesota	68 81		67	A	Illinois	62 55	109	N	Texas Tech	69 53
9	H	Green Bay	78 81						99	H	Toledo	66 48	111	H	Indiana	86 64
17	N	George Washington	59 79						100	H	Kansas	61 48	150	A	Ball St.	66 60
18	A	Dayton	61 63										162	H	Wright St.	70 46
20	A	Iowa	59 73										262	H	UC Irvine	69 44
25	H	Florida St.	64 67										329	H	Denver	65 51
LAST 12 Division I GAMES:																
111	H	Indiana	86 64	20	A	Iowa	59 73									
26	H	Minnesota	68 81	6	A	Maryland	64 88									
67	A	Illinois	62 55	100	H	Kansas	61 48									
162	H	Wright St.	70 46	18	A	Dayton	61 63									
329	H	Denver	65 51	25	H	Florida St.	64 67									
262	H	UC Irvine	69 44	17	N	George Washington	59 79									

Non-Div I Games:

Purdue

■ Loss, 
 ■ Non-Conf, S Site, 
 ■ Home 
 ■ Away 
 N Neutral

Quinnipiac

Through Games Of Jan. 11, 2015

Average RPI Win:	154	WON-LOST	WINNING	LAST 10	STRENGTH OF	OPP. STRENGTH	TEAM	ADJ.	CONF.	ADJ CONF.
Average RPI Loss:	64	RECORD	PCT. RANK	GAMES	SCHEDULE	OF SCHEDULE	RPI	RPI	RPI	RPI
DIV. I ONLY	14- 3	28	9- 1	94	50	37	37	25	25	
DIV. I NON-CONF.	8- 3	71	5- 1	59	19	36	36	23	23	
TOTALS	RPI 1-25	RPI 26-50	W-L RECORDS	RPI 51-100	RPI 101-150	RPI 150+				
14- 3	0- 2	0- 0	OVERALL	3- 0	3- 0	8- 1				
7- 0	0- 0	0- 0	HOME	3- 0	1- 0	3- 0				
5- 1	0- 0	0- 0	AWAY	0- 0	2- 0	3- 0				
2- 2	0- 1	0- 0	NEUTRAL	0- 0	0- 0	2- 1				
8- 3	0- 2	0- 0	NON-CONFERENCE	3- 0	2- 0	3- 1				
4- 0	0- 0	0- 0	HOME	3- 0	0- 0	1- 0				
2- 1	0- 1	0- 0	AWAY	0- 0	2- 0	0- 0				
2- 2	0- 1	0- 0	NEUTRAL	0- 0	0- 0	2- 1				
6- 0	0- 0	0- 0	CONFERENCE	0- 0	1- 0	5- 0				
3- 0	0- 0	0- 0	HOME	0- 0	1- 0	2- 0				
3- 0	0- 0	0- 0	AWAY	0- 0	0- 0	3- 0				
0- 0	0- 0	0- 0	NEUTRAL	0- 0	0- 0	0- 0				

RPI 1-25				RPI 26-50		Team's RPI: 37		RPI 51-100				RPI 101+			
RPI	S	Opponent	Score	RPI	S	Opponent	Score	RPI	S	Opponent	Score	RPI	S	Opponent	Score
1	A	Notre Dame	52 112					63	H	Hampton	87 59	119	A	Saint Joseph's	69 67
15	N	FGCU	65 71					71	H	Albany (NY)	66 62	132	A	Hartford	70 58
								75	H	Drexel	74 50	146	H	Siena	78 65
												155	N	Alabama	73 66
												158	A	Fairfield	67 66
												173	A	Niagara	71 68
												173	H	Niagara	80 66
												176	N	Harvard	83 87
												191	H	Army	79 64
												219	H	Monmouth	94 53
												240	N	Holy Cross	74 67
												246	A	Canisius	86 66
LAST 12 Division I GAMES:															
219	H	Monmouth	94 53	173	A	Niagara	71 68								
173	H	Niagara	80 66	246	A	Canisius	86 66								
15	N	FGCU	65 71	71	H	Albany (NY)	66 62								
119	A	Saint Joseph's	69 67	158	A	Fairfield	67 66								
132	A	Hartford	70 58	146	H	Siena	78 65								
75	H	Drexel	74 50	155	N	Alabama	73 66								

Non-Div I Games:

Quinnipiac

Loss, Non-Conf, S Site, H Home A Away N Neutral



Average RPI Win:	<b>281</b>	WON-LOST	WINNING	LAST 10	STRENGTH OF	OPP. STRENGTH	TEAM	ADJ.	CONF.	ADJ CONF.
Average RPI Loss:	<b>142</b>	RECORD	PCT. RANK	GAMES	SCHEDULE	OF SCHEDULE	RPI	RPI	RPI	RPI
DIV. I ONLY	<b>7- 7</b>	<b>159</b>	<b>5- 4</b>	<b>294</b>	<b>283</b>	<b>235</b>	<b>235</b>	<b>31</b>	<b>31</b>	
DIV. I NON-CONF.	<b>3- 5</b>	<b>215</b>	<b>2- 3</b>	<b>163</b>	<b>164</b>	<b>217</b>	<b>217</b>	<b>32</b>	<b>32</b>	
TOTALS	RPI 1-25	RPI 26-50	W-L RECORDS	RPI 51-100	RPI 101-150	RPI 150+				
7- 7	0- 0	0- 2	OVERALL	1- 2	0- 0	6- 3				
3- 4	0- 0	0- 1	HOME	0- 1	0- 0	3- 2				
4- 3	0- 0	0- 1	AWAY	1- 1	0- 0	3- 1				
0- 0	0- 0	0- 0	NEUTRAL	0- 0	0- 0	0- 0				
3- 5	0- 0	0- 2	NON-CONFERENCE	1- 1	0- 0	2- 2				
2- 2	0- 0	0- 1	HOME	0- 0	0- 0	2- 1				
1- 3	0- 0	0- 1	AWAY	1- 1	0- 0	0- 1				
0- 0	0- 0	0- 0	NEUTRAL	0- 0	0- 0	0- 0				
4- 2	0- 0	0- 0	CONFERENCE	0- 1	0- 0	4- 1				
1- 2	0- 0	0- 0	HOME	0- 1	0- 0	1- 1				
3- 0	0- 0	0- 0	AWAY	0- 0	0- 0	3- 0				
0- 0	0- 0	0- 0	NEUTRAL	0- 0	0- 0	0- 0				

RPI 1-25				RPI 26-50				RPI 51-100				RPI 101+				Team's RPI: 235	
RPI	S	Opponent	Score	RPI	S	Opponent	Score	RPI	S	Opponent	Score	RPI	S	Opponent	Score		
				39	H	Youngstown St.	44 70	83	H	Liberty	63 72	182	A	Virginia Tech	60 73		
				48	A	Pittsburgh	47 72	88	A	Virginia	47 75	214	H	William & Mary	71 81		
								93	A	Appalachian St.	68 67	223	A	Presbyterian	43 35		
												304	A	Gardner-Webb	76 60		
												327	H	Wofford	60 59		
												332	H	Norfolk St.	74 65		
												337	H	Coastal Caro.	42 75		
												340	A	Longwood	78 60		
												349	H	Charleston So.	53 51		
LAST 12 Division I GAMES:																	
				349	H	Charleston So.	53 51	340	A	Longwood	78 60	223	A	Presbyterian	43 35		
				304	A	Gardner-Webb	76 60	214	H	William & Mary	71 81	93	A	Appalachian St.	68 67		
				182	A	Virginia Tech	60 73	48	A	Pittsburgh	47 72	39	H	Youngstown St.	44 70		
				327	H	Wofford	60 59										
				337	H	Coastal Caro.	42 75										
				83	H	Liberty	63 72										

Non-Div I Games: West Virginia St. 52 **58**

Radford

## Rhode Island

Through Games Of Jan. 11, 2015

Average RPI Win:	211	WON-LOST	WINNING	LAST 10	STRENGTH OF	OPP. STRENGTH	TEAM	ADJ.	CONF.	ADJ CONF.
Average RPI Loss:	149	RECORD	PCT. RANK	GAMES	SCHEDULE	OF SCHEDULE	RPI	RPI	RPI	RPI
DIV. I ONLY	10- 5	83	8- 2	227	214	131	131	6	6	
DIV. I NON-CONF.	8- 4	92	7- 2	245	250	148	148	6	6	
TOTALS	RPI 1-25	RPI 26-50	W-L RECORDS	RPI 51-100	RPI 101-150	RPI 150+				
10- 5	0- 0	0- 0	OVERALL	1- 2	1- 2	8- 1				
4- 3	0- 0	0- 0	HOME	1- 2	0- 1	3- 0				
5- 2	0- 0	0- 0	AWAY	0- 0	1- 1	4- 1				
1- 0	0- 0	0- 0	NEUTRAL	0- 0	0- 0	1- 0				
8- 4	0- 0	0- 0	NON-CONFERENCE	0- 2	1- 1	7- 1				
3- 3	0- 0	0- 0	HOME	0- 2	0- 1	3- 0				
4- 1	0- 0	0- 0	AWAY	0- 0	1- 0	3- 1				
1- 0	0- 0	0- 0	NEUTRAL	0- 0	0- 0	1- 0				
2- 1	0- 0	0- 0	CONFERENCE	1- 0	0- 1	1- 0				
1- 0	0- 0	0- 0	HOME	1- 0	0- 0	0- 0				
1- 1	0- 0	0- 0	AWAY	0- 0	0- 1	1- 0				
0- 0	0- 0	0- 0	NEUTRAL	0- 0	0- 0	0- 0				

RPI 1-25				RPI 26-50				RPI 51-100				RPI 101+				Team's RPI: 131	
RPI	S	Opponent	Score	RPI	S	Opponent	Score	RPI	S	Opponent	Score	RPI	S	Opponent	Score		
								86	H	East Carolina	38	66	114	A	VCU	48	64
								89	H	Duquesne	62	61	129	H	Marshall	45	61
								92	H	Dartmouth	44	54	135	A	Bryant	60	56
													153	H	Central Conn. St.	58	46
													198	N	Towson	60	49
													216	A	Providence	63	56
													227	A	Davidson	71	62
													245	A	UMass Lowell	75	66
													254	H	Brown	65	61
													291	A	LIU Brooklyn	66	49
													303	H	Boston U.	56	48
													324	A	Columbia	69	79
LAST 12 Division I GAMES:																	
				89	H	Duquesne	62	61	227	A	Davidson	71	62				
				92	H	Dartmouth	44	54	114	A	VCU	48	64				
				135	A	Bryant	60	56	254	H	Brown	65	61				
				303	H	Boston U.	56	48	291	A	LIU Brooklyn	66	49				
				216	A	Providence	63	56	198	N	Towson	60	49				
				153	H	Central Conn. St.	58	46	324	A	Columbia	69	79				

Non-Div I Games:

Rhode Island

  Loss, 
  Non-Conf, 
  S Site, 
  H Home 
  A Away 
N Neutral

Average RPI Win:	274	WON-LOST	WINNING	LAST 10	STRENGTH OF	OPP. STRENGTH	TEAM	ADJ.	CONF.	ADJ CONF.
Average RPI Loss:	174	RECORD	PCT. RANK	GAMES	SCHEDULE	OF SCHEDULE	RPI	RPI	RPI	RPI
DIV. I ONLY	6- 8	200	4- 6	256	307	253	253	18	18	
DIV. I NON-CONF.	5- 6	175	4- 5	200	284	248	248	18	18	
TOTALS	RPI 1-25	RPI 26-50	W-L RECORDS	RPI 51-100	RPI 101-150	RPI 150+				
6- 8	0- 1	0- 2	OVERALL	0- 0	0- 0	6- 5				
5- 2	0- 0	0- 1	HOME	0- 0	0- 0	5- 1				
1- 6	0- 1	0- 1	AWAY	0- 0	0- 0	1- 4				
0- 0	0- 0	0- 0	NEUTRAL	0- 0	0- 0	0- 0				
5- 6	0- 1	0- 2	NON-CONFERENCE	0- 0	0- 0	5- 3				
5- 2	0- 0	0- 1	HOME	0- 0	0- 0	5- 1				
0- 4	0- 1	0- 1	AWAY	0- 0	0- 0	0- 2				
0- 0	0- 0	0- 0	NEUTRAL	0- 0	0- 0	0- 0				
1- 2	0- 0	0- 0	CONFERENCE	0- 0	0- 0	1- 2				
0- 0	0- 0	0- 0	HOME	0- 0	0- 0	0- 0				
1- 2	0- 0	0- 0	AWAY	0- 0	0- 0	1- 2				
0- 0	0- 0	0- 0	NEUTRAL	0- 0	0- 0	0- 0				

RPI 1-25				RPI 26-50				RPI 51-100				RPI 101+ Team's RPI: 253			
RPI	S	Opponent	Score	RPI	S	Opponent	Score	RPI	S	Opponent	Score	RPI	S	Opponent	Score
12	A	Texas	54 77	29	A	Texas A&M	55 76					203	H	Stephen F. Austin	59 70
				47	H	UALR	40 55					208	H	McNeese St.	57 55
												228	H	Prairie View	70 58
												243	A	UTEP	51 54
												256	A	Houston	58 59
												260	A	Texas Southern	63 69
												265	A	UTSA	62 58
												302	H	Lamar	97 63
												320	H	Alcorn	61 33
												323	H	A&M-Corpus Christi	59 54
												339	A	North Texas	48 53
LAST 12 Division I GAMES:															
265	A	UTSA	62 58	339	A	North Texas	48 53								
12	A	Texas	54 77	243	A	UTEP	51 54								
302	H	Lamar	97 63	256	A	Houston	58 59								
260	A	Texas Southern	63 69	320	H	Alcorn	61 33								
208	H	McNeese St.	57 55	323	H	A&M-Corpus Christi	59 54								
203	H	Stephen F. Austin	59 70	47	H	UALR	40 55								

Non-Div I Games:

Rice

■ Loss, 
 ■ Non-Conf, S Site, 
 ■ Home 
 ■ Away 
 N Neutral

Average RPI Win:	231	WON-LOST	WINNING	LAST 10	STRENGTH OF	OPP. STRENGTH	TEAM	ADJ.	CONF.	ADJ CONF.
Average RPI Loss:	54	RECORD	PCT. RANK	GAMES	SCHEDULE	OF SCHEDULE	RPI	RPI	RPI	RPI
DIV. I ONLY	9- 6	116	6- 4	159	83	101	101	6	6	
DIV. I NON-CONF.	8- 4	92	5- 4	259	92	136	136	6	6	
TOTALS	RPI 1-25	RPI 26-50	W-L RECORDS	RPI 51-100	RPI 101-150	RPI 150+				
9- 6	0- 1	0- 1	OVERALL	0- 4	1- 0	8- 0				
5- 1	0- 0	0- 0	HOME	0- 1	1- 0	4- 0				
4- 3	0- 0	0- 0	AWAY	0- 1	0- 0	4- 0				
0- 2	0- 0	0- 0	NEUTRAL	0- 2	0- 0	0- 0				
8- 4	0- 0	0- 1	NON-CONFERENCE	0- 3	0- 0	8- 0				
4- 1	0- 0	0- 0	HOME	0- 1	0- 0	4- 0				
4- 1	0- 0	0- 1	AWAY	0- 0	0- 0	4- 0				
0- 2	0- 0	0- 0	NEUTRAL	0- 2	0- 0	0- 0				
1- 2	0- 1	0- 0	CONFERENCE	0- 1	1- 0	0- 0				
1- 0	0- 0	0- 0	HOME	0- 0	1- 0	0- 0				
0- 2	0- 1	0- 0	AWAY	0- 1	0- 0	0- 0				
0- 0	0- 0	0- 0	NEUTRAL	0- 0	0- 0	0- 0				

RPI 1-25				RPI 26-50				RPI 51-100				RPI 101+ Team's RPI: 101			
RPI	S	Opponent	Score	RPI	S	Opponent	Score	RPI	S	Opponent	Score	RPI	S	Opponent	Score
17	A	George Washington	67 77	28	A	James Madison	68 79	52	N	Arkansas	55 74	112	H	St. Bonaventure	67 61
								63	H	Hampton	53 64	159	H	Wake Forest	79 72
								76	A	Fordham	64 65	214	A	William & Mary	59 56
								90	N	Central Mich.	56 61	216	H	Providence	75 59
												221	A	Eastern Ky.	70 56
												268	A	UNCW	77 67
												270	A	UAB	71 65
												275	H	Georgetown	65 57
												340	H	Longwood	80 50
LAST 12 Division I GAMES:															
76	A	Fordham	64 65	17	A	George Washington	67 77								
270	A	UAB	71 65	112	H	St. Bonaventure	67 61								
214	A	William & Mary	59 56	63	H	Hampton	53 64								
221	A	Eastern Ky.	70 56	28	A	James Madison	68 79								
268	A	UNCW	77 67	52	N	Arkansas	55 74								
159	H	Wake Forest	79 72	90	N	Central Mich.	56 61								

Non-Div I Games:

Richmond

■ Loss, 
 ■ Non-Conf, 
 ■ S Site, 
 ■ H Home 
 ■ A Away 
 N Neutral

Average RPI Win:	250	WON-LOST	WINNING	LAST 10	STRENGTH OF	OPP. STRENGTH	TEAM	ADJ.	CONF.	ADJ CONF.
Average RPI Loss:	218	RECORD	PCT. RANK	GAMES	SCHEDULE	OF SCHEDULE	RPI	RPI	RPI	RPI
DIV. I ONLY	3- 13	315	1- 9	344	216	341	341	25	25	
DIV. I NON-CONF.	3- 7	250	3- 3	329	217	293	293	23	23	
TOTALS	RPI 1-25	RPI 26-50	W-L RECORDS	RPI 51-100	RPI 101-150	RPI 150+				
3- 13	0- 0	0- 1	OVERALL	0- 0	1- 1	2- 11				
1- 4	0- 0	0- 0	HOME	0- 0	0- 1	1- 3				
2- 8	0- 0	0- 1	AWAY	0- 0	1- 0	1- 7				
0- 1	0- 0	0- 0	NEUTRAL	0- 0	0- 0	0- 1				
3- 7	0- 0	0- 1	NON-CONFERENCE	0- 0	1- 1	2- 5				
1- 1	0- 0	0- 0	HOME	0- 0	0- 1	1- 0				
2- 5	0- 0	0- 1	AWAY	0- 0	1- 0	1- 4				
0- 1	0- 0	0- 0	NEUTRAL	0- 0	0- 0	0- 1				
0- 6	0- 0	0- 0	CONFERENCE	0- 0	0- 0	0- 6				
0- 3	0- 0	0- 0	HOME	0- 0	0- 0	0- 3				
0- 3	0- 0	0- 0	AWAY	0- 0	0- 0	0- 3				
0- 0	0- 0	0- 0	NEUTRAL	0- 0	0- 0	0- 0				

RPI S	Opponent	Score	RPI S	Opponent	Score	RPI S	Opponent	Score	RPI S	Opponent	Score	Team's RPI: 341
			36 A	Seton Hall	47 66				136 A	Old Dominion	59 56	
									138 H	Lafayette	48 66	
									156 A	Marist	46 60	
									158 H	Fairfield	47 59	
									186 H	Iona	51 71	
									198 A	Towson	51 53	
									211 A	Delaware	53 68	
									219 H	Monmouth	62 66	
									242 A	Penn St.	51 85	
									286 A	Binghamton	67 72	
									291 A	LIU Brooklyn	59 56	
									322 H	UMBC	67 55	
									325 A	Manhattan	52 55	
									330 N	St. Francis Brooklyn	60 71	
									344 A	Saint Peter's	49 50	
LAST 12 Division I GAMES:												
325 A	Manhattan	52 55	158 H	Fairfield	47 59							
344 A	Saint Peter's	49 50	219 H	Monmouth	62 66							
211 A	Delaware	53 68	156 A	Marist	46 60							
286 A	Binghamton	67 72	186 H	Iona	51 71							
322 H	UMBC	67 55	291 A	LIU Brooklyn	59 56							
242 A	Penn St.	51 85	136 A	Old Dominion	59 56							

Non-Div I Games:

Rider

  Loss, 
  Non-Conf, 
  S Site, 
  H Home 
  A Away 
N Neutral

Average RPI Win:	312	WON-LOST	WINNING	LAST 10	STRENGTH OF	OPP. STRENGTH	TEAM	ADJ.	CONF.	ADJ CONF.
Average RPI Loss:	118	RECORD	PCT. RANK	GAMES	SCHEDULE	OF SCHEDULE	RPI	RPI	RPI	RPI
DIV. I ONLY	3- 11	297	1- 9	162	226	255	255	28	28	
DIV. I NON-CONF.	2- 9	297	2- 7	76	215	212	212	28	28	
TOTALS	RPI 1-25	RPI 26-50	W-L RECORDS	RPI 51-100	RPI 101-150	RPI 150+				
3- 11	0- 1	0- 1	OVERALL	0- 3	0- 3	3- 3				
1- 3	0- 0	0- 1	HOME	0- 1	0- 0	1- 1				
2- 8	0- 1	0- 0	AWAY	0- 2	0- 3	2- 2				
0- 0	0- 0	0- 0	NEUTRAL	0- 0	0- 0	0- 0				
2- 9	0- 1	0- 1	NON-CONFERENCE	0- 3	0- 3	2- 1				
0- 3	0- 0	0- 1	HOME	0- 1	0- 0	0- 1				
2- 6	0- 1	0- 0	AWAY	0- 2	0- 3	2- 0				
0- 0	0- 0	0- 0	NEUTRAL	0- 0	0- 0	0- 0				
1- 2	0- 0	0- 0	CONFERENCE	0- 0	0- 0	1- 2				
1- 0	0- 0	0- 0	HOME	0- 0	0- 0	1- 0				
0- 2	0- 0	0- 0	AWAY	0- 0	0- 0	0- 2				
0- 0	0- 0	0- 0	NEUTRAL	0- 0	0- 0	0- 0				

RPI 1-25				RPI 26-50				RPI 51-100				RPI 101+ Team's RPI: 255			
RPI	S	Opponent	Score	RPI	S	Opponent	Score	RPI	S	Opponent	Score	RPI	S	Opponent	Score
20	A	Iowa	67 85	39	H	Youngstown St.	65 73	67	A	Illinois	48 66	120	A	Xavier	65 70
								84	A	Hofstra	51 71	128	A	Cornell	59 70
								89	H	Duquesne	57 71	129	A	Marshall	46 62
												153	A	Central Conn. St.	46 63
												177	H	La Salle	61 75
												296	A	Saint Francis (PA)	68 71
												298	A	Coppin St.	75 58
												317	H	Mt. St. Mary's	66 44
												322	A	UMBC	84 60
LAST 12 Division I GAMES:															
317	H	Mt. St. Mary's	66 44	153	A	Central Conn. St.	46 63								
129	A	Marshall	46 62	296	A	Saint Francis (PA)	68 71								
128	A	Cornell	59 70	177	H	La Salle	61 75								
39	H	Youngstown St.	65 73	120	A	Xavier	65 70								
89	H	Duquesne	57 71	298	A	Coppin St.	75 58								
84	A	Hofstra	51 71	322	A	UMBC	84 60								

Non-Div I Games:

Robert Morris

■ Loss, 
 ■ Non-Conf, 
 S Site, 
 ■ Home 
 ■ Away 
 N Neutral

Average RPI Win:	174	WON-LOST	WINNING	LAST 10	STRENGTH OF	OPP. STRENGTH	TEAM	ADJ.	CONF.	ADJ CONF.
Average RPI Loss:	14	RECORD	PCT. RANK	GAMES	SCHEDULE	OF SCHEDULE	RPI	RPI	RPI	RPI
DIV. I ONLY	12- 4	50	6- 4	122	6	56	56	1	1	
DIV. I NON-CONF.	9- 2	36	5- 2	207	14	67	67	1	1	
TOTALS	RPI 1-25	RPI 26-50	W-L RECORDS	RPI 51-100	RPI 101-150	RPI 150+				
12- 4	0- 4	0- 0	OVERALL	2- 0	3- 0	7- 0				
5- 3	0- 3	0- 0	HOME	1- 0	1- 0	3- 0				
7- 1	0- 1	0- 0	AWAY	1- 0	2- 0	4- 0				
0- 0	0- 0	0- 0	NEUTRAL	0- 0	0- 0	0- 0				
9- 2	0- 2	0- 0	NON-CONFERENCE	1- 0	2- 0	6- 0				
4- 2	0- 2	0- 0	HOME	0- 0	1- 0	3- 0				
5- 0	0- 0	0- 0	AWAY	1- 0	1- 0	3- 0				
0- 0	0- 0	0- 0	NEUTRAL	0- 0	0- 0	0- 0				
3- 2	0- 2	0- 0	CONFERENCE	1- 0	1- 0	1- 0				
1- 1	0- 1	0- 0	HOME	1- 0	0- 0	0- 0				
2- 1	0- 1	0- 0	AWAY	0- 0	1- 0	1- 0				
0- 0	0- 0	0- 0	NEUTRAL	0- 0	0- 0	0- 0				

RPI	S	Opponent	Score	RPI	S	Opponent	Score	RPI	S	Opponent	Score	RPI	S	Opponent	Score
2	H	Tennessee	45 55					52	A	Arkansas	64 52	111	A	Indiana	66 51
10	H	North Carolina	93 96					54	H	Michigan	81 68	119	H	Saint Joseph's	76 52
20	H	Iowa	72 79									121	A	LSU	64 57
24	A	Ohio St.	68 85									175	A	Temple	88 55
												186	A	Iona	66 58
												227	H	Davidson	100 44
												239	H	Northeastern	74 60
												242	A	Penn St.	71 51
												269	H	Colgate	60 44
												295	A	Wagner	81 53
LAST 12 Division I GAMES:															
20	H	Iowa	72 79	242	A	Penn St.	71 51								
24	A	Ohio St.	68 85	54	H	Michigan	81 68								
111	A	Indiana	66 51	52	A	Arkansas	64 52								
186	A	Iona	66 58	10	H	North Carolina	93 96								
2	H	Tennessee	45 55	227	H	Davidson	100 44								
175	A	Temple	88 55	269	H	Colgate	60 44								

Non-Div I Games:

Rutgers

■ Loss, 
 ■ Non-Conf, S Site, 
 ■ Home 
 ■ Away 
 N Neutral

S  
I  
U  
ES  
I  
U  
E

SIUE

Page 240





Average RPI Win:	202	WON-LOST	WINNING	LAST 10	STRENGTH OF	OPP. STRENGTH	TEAM	ADJ.	CONF.	ADJ CONF.
Average RPI Loss:	117	RECORD	PCT. RANK	GAMES	SCHEDULE	OF SCHEDULE	RPI	RPI	RPI	RPI
DIV. I ONLY	5- 10	252	4- 6	113	113	184	184	22	22	
DIV. I NON-CONF.	2- 9	297	2- 6	138	21	261	261	21	21	
TOTALS	RPI 1-25	RPI 26-50	W-L RECORDS	RPI 51-100	RPI 101-150	RPI 150+				
5- 10	0- 1	0- 1	OVERALL	0- 4	1- 1	4- 3				
4- 1	0- 0	0- 0	HOME	0- 1	1- 0	3- 0				
1- 9	0- 1	0- 1	AWAY	0- 3	0- 1	1- 3				
0- 0	0- 0	0- 0	NEUTRAL	0- 0	0- 0	0- 0				
2- 9	0- 1	0- 1	NON-CONFERENCE	0- 4	0- 1	2- 2				
2- 1	0- 0	0- 0	HOME	0- 1	0- 0	2- 0				
0- 8	0- 1	0- 1	AWAY	0- 3	0- 1	0- 2				
0- 0	0- 0	0- 0	NEUTRAL	0- 0	0- 0	0- 0				
3- 1	0- 0	0- 0	CONFERENCE	0- 0	1- 0	2- 1				
2- 0	0- 0	0- 0	HOME	0- 0	1- 0	1- 0				
1- 1	0- 0	0- 0	AWAY	0- 0	0- 0	1- 1				
0- 0	0- 0	0- 0	NEUTRAL	0- 0	0- 0	0- 0				

RPI 1-25				RPI 26-50				RPI 51-100				RPI 101+ Team's RPI: 184			
RPI	S	Opponent	Score	RPI	S	Opponent	Score	RPI	S	Opponent	Score	RPI	S	Opponent	Score
13	A	Oregon St.	61 109	27	A	California	94 107	53	A	Southern California	99 101	107	A	CSUN	66 81
								60	A	UCLA	83 92	140	H	North Dakota	93 86
								62	A	St. Mary's (CA)	91 99	187	A	San Diego St.	91 99
								91	H	UC Davis	82 90	194	H	New Mexico St.	93 85
												197	H	Northern Colo.	76 71
												224	A	Southern Utah	69 67
												251	A	San Jose St.	94 102
												257	H	Utah St.	102 92
												315	A	Northern Ariz.	60 64
LAST 12 Division I GAMES:															
224	A	Southern Utah	69 67	197	H	Northern Colo.	76 71	140	H	North Dakota	93 86	13	A	Oregon St.	61 109
315	A	Northern Ariz.	60 64	27	A	California	94 107	62	A	St. Mary's (CA)	91 99	257	H	Utah St.	102 92
251	A	San Jose St.	94 102	53	A	Southern California	99 101	194	H	New Mexico St.	93 85	53	A	Southern California	99 101
257	H	Utah St.	102 92	60	A	UCLA	83 92					60	A	UCLA	83 92

Non-Div I Games:

Sacramento St.

## Sacred Heart

Through Games Of Jan. 11, 2015

Average RPI Win:	225	WON-LOST	WINNING	LAST 10	STRENGTH OF	OPP. STRENGTH	TEAM	ADJ.	CONF.	ADJ CONF.
Average RPI Loss:	144	RECORD	PCT. RANK	GAMES	SCHEDULE	OF SCHEDULE	RPI	RPI	RPI	RPI
DIV. I ONLY	6- 6	159	4- 6	225	222	200	200	28	28	
DIV. I NON-CONF.	4- 5	187	3- 5	127	227	146	146	28	28	
TOTALS	RPI 1-25	RPI 26-50	W-L RECORDS	RPI 51-100	RPI 101-150	RPI 150+				
6- 6	0- 0	0- 0	OVERALL	0- 1	2- 3	4- 2				
3- 3	0- 0	0- 0	HOME	0- 0	0- 2	3- 1				
3- 2	0- 0	0- 0	AWAY	0- 0	2- 1	1- 1				
0- 1	0- 0	0- 0	NEUTRAL	0- 1	0- 0	0- 0				
4- 5	0- 0	0- 0	NON-CONFERENCE	0- 1	2- 3	2- 1				
1- 2	0- 0	0- 0	HOME	0- 0	0- 2	1- 0				
3- 2	0- 0	0- 0	AWAY	0- 0	2- 1	1- 1				
0- 1	0- 0	0- 0	NEUTRAL	0- 1	0- 0	0- 0				
2- 1	0- 0	0- 0	CONFERENCE	0- 0	0- 0	2- 1				
2- 1	0- 0	0- 0	HOME	0- 0	0- 0	2- 1				
0- 0	0- 0	0- 0	AWAY	0- 0	0- 0	0- 0				
0- 0	0- 0	0- 0	NEUTRAL	0- 0	0- 0	0- 0				

RPI 1-25			RPI 26-50			RPI 51-100			RPI 101+			Team's RPI: 200
RPI	S	Opponent	Score	RPI	S	Opponent	Score	RPI	S	Opponent	Score	
						75 N Drexel	54 61	103 H Lehigh			77 85	
								108 A Villanova			72 49	
								122 A Maine			59 58	
								132 A Hartford			63 68	
								146 H Siena			65 75	
								153 H Central Conn. St.			49 62	
								186 A Iona			82 80	
								254 A Brown			56 66	
								296 H Saint Francis (PA)			82 77	
								309 H Vermont			76 66	
								330 H St. Francis Brooklyn			71 55	
LAST 12 Division I GAMES:												
330	H	St. Francis Brooklyn	71 55	296	H	Saint Francis (PA)	82 77					
108	A	Villanova	72 49	153	H	Central Conn. St.	49 62					
146	H	Siena	65 75	309	H	Vermont	76 66					
132	A	Hartford	63 68	103	H	Lehigh	77 85					
75	N	Drexel	54 61	122	A	Maine	59 58					
254	A	Brown	56 66	186	A	Iona	82 80					

Non-Div I Games: Bridgeport 84 41

Sacred Heart

Loss, Non-Conf, S Site, H Home A Away N Neutral

Average RPI Win:	296	WON-LOST	WINNING	LAST 10	STRENGTH OF	OPP. STRENGTH	TEAM	ADJ.	CONF.	ADJ CONF.
Average RPI Loss:	146	RECORD	PCT. RANK	GAMES	SCHEDULE	OF SCHEDULE	RPI	RPI	RPI	RPI
DIV. I ONLY	2- 12	324	2- 8	170	177	296	296	28	28	
DIV. I NON-CONF.	1- 10	330	1- 8	94	154	273	273	28	28	
TOTALS	RPI 1-25	RPI 26-50	W-L RECORDS	RPI 51-100	RPI 101-150	RPI 150+				
2- 12	0- 2	0- 1	OVERALL	0- 2	0- 1	2- 6				
1- 6	0- 0	0- 0	HOME	0- 0	0- 1	1- 5				
0- 6	0- 2	0- 1	AWAY	0- 2	0- 0	0- 1				
1- 0	0- 0	0- 0	NEUTRAL	0- 0	0- 0	1- 0				
1- 10	0- 2	0- 1	NON-CONFERENCE	0- 2	0- 1	1- 4				
0- 5	0- 0	0- 0	HOME	0- 0	0- 1	0- 4				
0- 5	0- 2	0- 1	AWAY	0- 2	0- 0	0- 0				
1- 0	0- 0	0- 0	NEUTRAL	0- 0	0- 0	1- 0				
1- 2	0- 0	0- 0	CONFERENCE	0- 0	0- 0	1- 2				
1- 1	0- 0	0- 0	HOME	0- 0	0- 0	1- 1				
0- 1	0- 0	0- 0	AWAY	0- 0	0- 0	0- 1				
0- 0	0- 0	0- 0	NEUTRAL	0- 0	0- 0	0- 0				

RPI 1-25				RPI 26-50				RPI 51-100				RPI 101+ Team's RPI: 296			
RPI	S	Opponent	Score	RPI	S	Opponent	Score	RPI	S	Opponent	Score	RPI	S	Opponent	Score
2	A	Tennessee	44 111	48	A	Pittsburgh	59 97	65	A	West Virginia	46 101	104	H	East Tenn. St.	63 79
24	A	Ohio St.	97 113					89	A	Duquesne	52 92	166	H	Buffalo	80 88
												200	A	Sacred Heart	77 82
												231	H	George Mason	77 86
												246	H	Canisius	74 87
												255	H	Robert Morris	71 68
												279	H	Bowling Green	62 76
												295	H	Wagner	60 76
												337	N	Coastal Caro.	75 72
LAST 12 Division I GAMES:															
295	H	Wagner	60 76	200	A	Sacred Heart	77 82								
65	A	West Virginia	46 101	255	H	Robert Morris	71 68								
48	A	Pittsburgh	59 97	231	H	George Mason	77 86								
337	N	Coastal Caro.	75 72	2	A	Tennessee	44 111								
89	A	Duquesne	52 92	246	H	Canisius	74 87								
279	H	Bowling Green	62 76	104	H	East Tenn. St.	63 79								

Non-Div I Games:

Saint Francis (PA)

■ Loss, 
 ■ Non-Conf, 
 ■ S Site, 
 ■ H Home 
 ■ A Away 
 N Neutral

## Saint Joseph's

Through Games Of Jan. 11, 2015

Average RPI Win:	167	WON-LOST	WINNING	LAST 10	STRENGTH OF	OPP. STRENGTH	TEAM	ADJ.	CONF.	ADJ CONF.
Average RPI Loss:	65	RECORD	PCT. RANK	GAMES	SCHEDULE	OF SCHEDULE	RPI	RPI	RPI	RPI
DIV. I ONLY	5- 10	252	3- 7	9	95	119	119	6	6	
DIV. I NON-CONF.	4- 8	233	3- 6	11	94	122	122	6	6	
TOTALS	RPI 1-25	RPI 26-50	W-L RECORDS	RPI 51-100	RPI 101-150	RPI 150+				
5- 10	0- 2	0- 2	OVERALL	0- 4	3- 1	2- 1				
4- 3	0- 0	0- 1	HOME	0- 0	3- 1	1- 1				
0- 7	0- 2	0- 1	AWAY	0- 4	0- 0	0- 0				
1- 0	0- 0	0- 0	NEUTRAL	0- 0	0- 0	1- 0				
4- 8	0- 1	0- 2	NON-CONFERENCE	0- 4	2- 1	2- 0				
3- 2	0- 0	0- 1	HOME	0- 0	2- 1	1- 0				
0- 6	0- 1	0- 1	AWAY	0- 4	0- 0	0- 0				
1- 0	0- 0	0- 0	NEUTRAL	0- 0	0- 0	1- 0				
1- 2	0- 1	0- 0	CONFERENCE	0- 0	1- 0	0- 1				
1- 1	0- 0	0- 0	HOME	0- 0	1- 0	0- 1				
0- 1	0- 1	0- 0	AWAY	0- 0	0- 0	0- 0				
0- 0	0- 0	0- 0	NEUTRAL	0- 0	0- 0	0- 0				

RPI 1-25				RPI 26-50				RPI 51-100				RPI 101+ Team's RPI: 119			
RPI	S	Opponent	Score	RPI	S	Opponent	Score	RPI	S	Opponent	Score	RPI	S	Opponent	Score
1	A	Notre Dame	50 64	36	A	Seton Hall	60 77	56	A	Rutgers	52 76	103	H	Lehigh	71 73
17	A	George Washington	69 83	37	H	Quinnipiac	67 69	75	A	Drexel	63 76	107	H	CSUN	61 54
								81	A	Penn	51 65	108	H	Villanova	58 54
								83	A	Liberty	75 76	114	H	VCU	63 46
												165	H	Massachusetts	47 65
												175	H	Temple	78 74
												330	N	St. Francis Brooklyn	64 42
LAST 12 Division I GAMES:															
114	H	VCU	63 46	165	H	Massachusetts	47 65								
107	H	CSUN	61 54	17	A	George Washington	69 83								
37	H	Quinnipiac	67 69	103	H	Lehigh	71 73								
1	A	Notre Dame	50 64	36	A	Seton Hall	60 77								
81	A	Penn	51 65	330	N	St. Francis Brooklyn	64 42								
108	H	Villanova	58 54	75	A	Drexel	63 76								

Non-Div I Games:

Saint Joseph's

■ Loss, 
 ■ Non-Conf, 
 ■ S Site, 
 ■ H Home 
 ■ A Away 
 N Neutral

## Saint Louis

Through Games Of Jan. 11, 2015

Average RPI Win:	240	WON-LOST	WINNING	LAST 10	STRENGTH OF	OPP. STRENGTH	TEAM	ADJ.	CONF.	ADJ CONF.
Average RPI Loss:	127	RECORD	PCT. RANK	GAMES	SCHEDULE	OF SCHEDULE	RPI	RPI	RPI	RPI
DIV. I ONLY	7- 7	159	5- 4	164	275	151	151	6	6	
DIV. I NON-CONF.	6- 6	158	4- 5	182	247	160	160	6	6	
TOTALS	RPI 1-25	RPI 26-50	W-L RECORDS	RPI 51-100	RPI 101-150	RPI 150+				
7- 7	0- 0	0- 1	OVERALL	0- 2	1- 2	6- 2				
2- 2	0- 0	0- 0	HOME	0- 1	1- 1	1- 0				
4- 4	0- 0	0- 1	AWAY	0- 1	0- 1	4- 1				
1- 1	0- 0	0- 0	NEUTRAL	0- 0	0- 0	1- 1				
6- 6	0- 0	0- 1	NON-CONFERENCE	0- 2	1- 2	5- 1				
2- 2	0- 0	0- 0	HOME	0- 1	1- 1	1- 0				
3- 3	0- 0	0- 1	AWAY	0- 1	0- 1	3- 0				
1- 1	0- 0	0- 0	NEUTRAL	0- 0	0- 0	1- 1				
1- 1	0- 0	0- 0	CONFERENCE	0- 0	0- 0	1- 1				
0- 0	0- 0	0- 0	HOME	0- 0	0- 0	0- 0				
1- 1	0- 0	0- 0	AWAY	0- 0	0- 0	1- 1				
0- 0	0- 0	0- 0	NEUTRAL	0- 0	0- 0	0- 0				

RPI 1-25			RPI 26-50			RPI 51-100			RPI 101+			Team's RPI: 151
RPI	S	Opponent	Score	RPI	S	Opponent	Score	RPI	S	Opponent	Score	
				46	A	Vanderbilt	57 75	64	A	Indiana St.	60 63	123 A Missouri 55 74
								64	H	Indiana St.	58 68	142 H Mercer 75 80
												150 H Ball St. 73 68
												165 A Massachusetts 75 67
												201 A Tulsa 63 58
												220 N Austin Peay 81 86
												231 A George Mason 57 66
												238 H SIUE 74 63
												294 A Eastern Ill. 63 49
												299 A Southeast Mo. St. 74 56
												331 N Utah Valley 68 66
LAST 12 Division I GAMES:												
150	H	Ball St.	73 68	165	A	Massachusetts	75 67					
294	A	Eastern Ill.	63 49	231	A	George Mason	57 66					
331	N	Utah Valley	68 66	201	A	Tulsa	63 58					
220	N	Austin Peay	81 86	142	H	Mercer	75 80					
64	H	Indiana St.	58 68	46	A	Vanderbilt	57 75					
123	A	Missouri	55 74	299	A	Southeast Mo. St.	74 56					

Non-Div I Games: Mo.-St. Louis 68 49

Saint Louis

Loss, Non-Conf, S Site, H Home A Away N Neutral

## Saint Peter's

Through Games Of Jan. 11, 2015

Average RPI Win:	341	WON-LOST	WINNING	LAST 10	STRENGTH OF	OPP. STRENGTH	TEAM	ADJ.	CONF.	ADJ CONF.
Average RPI Loss:	196	RECORD	PCT. RANK	GAMES	SCHEDULE	OF SCHEDULE	RPI	RPI	RPI	RPI
DIV. I ONLY	1- 13	342	1- 9	278	316	344	344	25	25	
DIV. I NON-CONF.	0- 8	338	0- 6	221	334	343	343	23	23	
TOTALS	RPI 1-25	RPI 26-50	W-L RECORDS	RPI 51-100	RPI 101-150	RPI 150+				
1- 13	0- 0	0- 1	OVERALL	0- 0	0- 3	1- 9				
1- 4	0- 0	0- 0	HOME	0- 0	0- 3	1- 1				
0- 8	0- 0	0- 0	AWAY	0- 0	0- 0	0- 1				
0- 1	0- 0	0- 0	NEUTRAL	0- 0	0- 0	0- 1				
0- 8	0- 0	0- 1	NON-CONFERENCE	0- 0	0- 2	0- 5				
0- 3	0- 0	0- 0	HOME	0- 0	0- 2	0- 1				
0- 4	0- 0	0- 1	AWAY	0- 0	0- 0	0- 3				
0- 1	0- 0	0- 0	NEUTRAL	0- 0	0- 0	0- 1				
1- 5	0- 0	0- 0	CONFERENCE	0- 0	0- 1	1- 4				
1- 1	0- 0	0- 0	HOME	0- 0	0- 1	1- 0				
0- 4	0- 0	0- 0	AWAY	0- 0	0- 0	0- 4				
0- 0	0- 0	0- 0	NEUTRAL	0- 0	0- 0	0- 0				

RPI 1-25			RPI 26-50			RPI 51-100			RPI 101+			Team's RPI: 344
RPI	S	Opponent	Score	RPI	S	Opponent	Score	RPI	S	Opponent	Score	
				36	A	Seton Hall	45 75					
								103	H	Lehigh	58 70	
								138	H	Lafayette	34 49	
								146	H	Siena	40 65	
								158	A	Fairfield	46 57	
								173	A	Niagara	40 73	
								186	A	Iona	43 77	
								207	A	Navy	35 71	
								244	A	Stony Brook	40 56	
								246	A	Canisius	50 75	
								273	A	Loyola Maryland	49 59	
								305	H	Fairleigh Dickinson	59 76	
								330	N	St. Francis Brooklyn	36 48	
								341	H	Rider	50 49	
LAST 12 Division I GAMES:												
146	H	Siena	40 65	186	A	Iona	43 77					
341	H	Rider	50 49	158	A	Fairfield	46 57					
138	H	Lafayette	34 49	246	A	Canisius	50 75					
207	A	Navy	35 71	173	A	Niagara	40 73					
273	A	Loyola Maryland	49 59	330	N	St. Francis Brooklyn	36 48					
305	H	Fairleigh Dickinson	59 76	36	A	Seton Hall	45 75					

Non-Div I Games:

Saint Peter's

■ Loss, 
 ■ Non-Conf, 
 ■ S Site, 
 ■ H Home 
 ■ A Away 
 N Neutral

Average RPI Win:	310	WON-LOST	WINNING	LAST 10	STRENGTH OF	OPP. STRENGTH	TEAM	ADJ.	CONF.	ADJ CONF.
Average RPI Loss:	150	RECORD	PCT. RANK	GAMES	SCHEDULE	OF SCHEDULE	RPI	RPI	RPI	RPI
DIV. I ONLY	3- 10	291	3- 7	288	215	312	312	29	29	
DIV. I NON-CONF.	1- 8	322	1- 7	166	165	312	312	29	29	
TOTALS	RPI 1-25	RPI 26-50	W-L RECORDS	RPI 51-100	RPI 101-150	RPI 150+				
3- 10	0- 0	0- 1	OVERALL	0- 2	0- 3	3- 4				
2- 2	0- 0	0- 0	HOME	0- 0	0- 0	2- 2				
1- 6	0- 0	0- 1	AWAY	0- 1	0- 3	1- 1				
0- 2	0- 0	0- 0	NEUTRAL	0- 1	0- 0	0- 1				
1- 8	0- 0	0- 1	NON-CONFERENCE	0- 2	0- 3	1- 2				
1- 1	0- 0	0- 0	HOME	0- 0	0- 0	1- 1				
0- 5	0- 0	0- 1	AWAY	0- 1	0- 3	0- 0				
0- 2	0- 0	0- 0	NEUTRAL	0- 1	0- 0	0- 1				
2- 2	0- 0	0- 0	CONFERENCE	0- 0	0- 0	2- 2				
1- 1	0- 0	0- 0	HOME	0- 0	0- 0	1- 1				
1- 1	0- 0	0- 0	AWAY	0- 0	0- 0	1- 1				
0- 0	0- 0	0- 0	NEUTRAL	0- 0	0- 0	0- 0				

RPI 1-25				RPI 26-50				RPI 51-100				RPI 101+				Team's RPI: 312	
RPI	S	Opponent	Score	RPI	S	Opponent	Score	RPI	S	Opponent	Score	RPI	S	Opponent	Score		
				42	A	Wichita St.	46 70	53	N	Southern California	67 88	118	A	TCU	55 79		
								73	A	South Dakota St.	49 60	121	A	LSU	45 71		
												133	A	La.-Lafayette	46 65		
												167	H	Northwestern St.	57 66		
												228	H	Prairie View	53 70		
												241	A	Southeastern La.	76 78		
												260	H	Texas Southern	61 54		
												319	N	Florida A&M	67 69		
												326	H	Incarname Word	59 55		
												345	A	New Orleans	75 59		
LAST 12 Division I GAMES:																	
				167	H	Northwestern St.	57 66	345	A	New Orleans	75 59						
				326	H	Incarname Word	59 55	241	A	Southeastern La.	76 78						
				42	A	Wichita St.	46 70	260	H	Texas Southern	61 54						
				118	A	TCU	55 79	319	N	Florida A&M	67 69						
				228	H	Prairie View	53 70	53	N	Southern California	67 88						
				133	A	La.-Lafayette	46 65	73	A	South Dakota St.	49 60						

Non-Div I Games: Wiley

48 65

Sam Houston St.

■ Loss, 
 ■ Non-Conf, 
 ■ S Site, 
 ■ H Home 
 ■ A Away 
 N Neutral



Average RPI Win:	257	WON-LOST	WINNING	LAST 10	STRENGTH OF	OPP. STRENGTH	TEAM	ADJ.	CONF.	ADJ CONF.
Average RPI Loss:	111	RECORD	PCT. RANK	GAMES	SCHEDULE	OF SCHEDULE	RPI	RPI	RPI	RPI
DIV. I ONLY	7- 8	184	3- 6	216	159	179	179	19	19	
DIV. I NON-CONF.	6- 8	197	3- 7	199	150	206	206	20	20	
TOTALS	RPI 1-25	RPI 26-50	W-L RECORDS	RPI 51-100	RPI 101-150	RPI 150+				
7- 8	0- 0	0- 1	OVERALL	0- 3	0- 2	7- 2				
5- 0	0- 0	0- 0	HOME	0- 0	0- 0	5- 0				
1- 7	0- 0	0- 1	AWAY	0- 2	0- 2	1- 2				
1- 1	0- 0	0- 0	NEUTRAL	0- 1	0- 0	1- 0				
6- 8	0- 0	0- 1	NON-CONFERENCE	0- 3	0- 2	6- 2				
5- 0	0- 0	0- 0	HOME	0- 0	0- 0	5- 0				
0- 7	0- 0	0- 1	AWAY	0- 2	0- 2	0- 2				
1- 1	0- 0	0- 0	NEUTRAL	0- 1	0- 0	1- 0				
1- 0	0- 0	0- 0	CONFERENCE	0- 0	0- 0	1- 0				
0- 0	0- 0	0- 0	HOME	0- 0	0- 0	0- 0				
1- 0	0- 0	0- 0	AWAY	0- 0	0- 0	1- 0				
0- 0	0- 0	0- 0	NEUTRAL	0- 0	0- 0	0- 0				

RPI	S	Opponent	Score	RPI	S	Opponent	Score	RPI	S	Opponent	Score	RPI	S	Opponent	Score	Team's RPI: 179
38	A	Tulane	56	58	60	N	UCLA	52	71	113	A	Auburn	41	64		
					69	A	Kansas St.	41	60	139	A	Memphis	48	64		
					100	A	Kansas	44	66	164	A	Troy	67	76		
										193	H	North Florida	81	47		
										196	H	UT Martin	79	75		
										206	A	Georgia St.	56	61		
										242	N	Penn St.	59	56		
										270	H	UAB	70	41		
										287	A	UNC Greensboro	62	56		
										293	H	Alabama St.	56	43		
										318	H	Alabama A&M	61	50		
LAST 12 Division I GAMES:																
100	A	Kansas	44	66	287	A	UNC Greensboro	62	56							
293	H	Alabama St.	56	43	69	A	Kansas St.	41	60							
60	N	UCLA	52	71	164	A	Troy	67	76							
38	A	Tulane	56	58	242	N	Penn St.	59	56							
113	A	Auburn	41	64	206	A	Georgia St.	56	61							
270	H	UAB	70	41	196	H	UT Martin	79	75							

Non-Div I Games: Aub.-Montgomery 62 36

Samford

## San Diego

Through Games Of Jan. 11, 2015

Average RPI Win:	201	WON-LOST	WINNING	LAST 10	STRENGTH OF	OPP. STRENGTH	TEAM	ADJ.	CONF.	ADJ CONF.
Average RPI Loss:	37	RECORD	PCT. RANK	GAMES	SCHEDULE	OF SCHEDULE	RPI	RPI	RPI	RPI
DIV. I ONLY	13- 2	19	9- 1	303	49	79	79	7	7	
DIV. I NON-CONF.	8- 1	25	5- 1	290	89	79	79	7	7	
TOTALS	RPI 1-25	RPI 26-50	W-L RECORDS	RPI 51-100	RPI 101-150	RPI 150+				
13- 2	0- 0	0- 2	OVERALL	1- 0	3- 0	9- 0				
6- 1	0- 0	0- 1	HOME	1- 0	1- 0	4- 0				
7- 1	0- 0	0- 1	AWAY	0- 0	2- 0	5- 0				
0- 0	0- 0	0- 0	NEUTRAL	0- 0	0- 0	0- 0				
8- 1	0- 0	0- 1	NON-CONFERENCE	1- 0	1- 0	6- 0				
4- 1	0- 0	0- 1	HOME	1- 0	0- 0	3- 0				
4- 0	0- 0	0- 0	AWAY	0- 0	1- 0	3- 0				
0- 0	0- 0	0- 0	NEUTRAL	0- 0	0- 0	0- 0				
5- 1	0- 0	0- 1	CONFERENCE	0- 0	2- 0	3- 0				
2- 0	0- 0	0- 0	HOME	0- 0	1- 0	1- 0				
3- 1	0- 0	0- 1	AWAY	0- 0	1- 0	2- 0				
0- 0	0- 0	0- 0	NEUTRAL	0- 0	0- 0	0- 0				

RPI 1-25				RPI 26-50				RPI 51-100				Team's RPI: 79		RPI 101+			
RPI	S	Opponent	Score	RPI	S	Opponent	Score	RPI	S	Opponent	Score			RPI	S	Opponent	Score
				30	H	Fresno St.	88 93	92	H	Dartmouth	78 53			126	A	Idaho	58 52
				43	A	Gonzaga	49 67							145	A	Pepperdine	68 64
														149	H	San Francisco	56 55
														172	H	Cal St. Fullerton	60 54
														185	H	Santa Clara	72 59
														187	H	San Diego St.	66 44
														189	H	Montana St.	79 64
														247	A	Portland	87 65
														262	A	UC Irvine	87 64
														281	A	Loyola Marymount	67 59
														282	A	Weber St.	59 50
														300	A	Seattle	59 54
LAST 12 Division I GAMES:																	
				185	H	Santa Clara	72 59	281	A	Loyola Marymount	67 59						
				149	H	San Francisco	56 55	145	A	Pepperdine	68 64						
				43	A	Gonzaga	49 67	187	H	San Diego St.	66 44						
				247	A	Portland	87 65	282	A	Weber St.	59 50						
				262	A	UC Irvine	87 64	92	H	Dartmouth	78 53						
				300	A	Seattle	59 54	30	H	Fresno St.	88 93						

Non-Div I Games: Cal St. San Marcos 82 42

San Diego

■ Loss, 
 ■ Non-Conf, 
 ■ S Site, 
 ■ H Home 
 ■ A Away 
 N Neutral

Average RPI Win:	274	WON-LOST	WINNING	LAST 10	STRENGTH OF	OPP. STRENGTH	TEAM	ADJ.	CONF.	ADJ CONF.
Average RPI Loss:	76	RECORD	PCT. RANK	GAMES	SCHEDULE	OF SCHEDULE	RPI	RPI	RPI	RPI
DIV. I ONLY	4- 10	269	3- 7	57	154	187	187	20	20	
DIV. I NON-CONF.	3- 8	263	2- 7	20	176	172	172	19	19	
TOTALS	RPI 1-25	RPI 26-50	W-L RECORDS	RPI 51-100	RPI 101-150	RPI 150+				
4- 10	0- 2	0- 2	OVERALL	0- 2	0- 3	4- 1				
2- 4	0- 1	0- 2	HOME	0- 0	0- 1	2- 0				
1- 5	0- 1	0- 0	AWAY	0- 1	0- 2	1- 1				
1- 1	0- 0	0- 0	NEUTRAL	0- 1	0- 0	1- 0				
3- 8	0- 2	0- 1	NON-CONFERENCE	0- 2	0- 3	3- 0				
2- 3	0- 1	0- 1	HOME	0- 0	0- 1	2- 0				
0- 4	0- 1	0- 0	AWAY	0- 1	0- 2	0- 0				
1- 1	0- 0	0- 0	NEUTRAL	0- 1	0- 0	1- 0				
1- 2	0- 0	0- 1	CONFERENCE	0- 0	0- 0	1- 1				
0- 1	0- 0	0- 1	HOME	0- 0	0- 0	0- 0				
1- 1	0- 0	0- 0	AWAY	0- 0	0- 0	1- 1				
0- 0	0- 0	0- 0	NEUTRAL	0- 0	0- 0	0- 0				

RPI 1-25				RPI 26-50				RPI 51-100				RPI 101+ Team's RPI: 187			
RPI	S	Opponent	Score	RPI	S	Opponent	Score	RPI	S	Opponent	Score	RPI	S	Opponent	Score
7	A	South Carolina	38 89	30	H	Fresno St.	44 56	54	N	Michigan	50 70	107	H	CSUN	54 65
23	H	Washington	48 69	45	H	Long Beach St.	62 74	79	A	San Diego	44 66	110	A	Furman	43 60
												116	A	UC Riverside	54 64
												184	H	Sacramento St.	99 91
												192	A	New Mexico	53 62
												222	N	Idaho St.	68 53
												343	H	UC Santa Barbara	64 58
												347	A	Air Force	74 65
LAST 12 Division I GAMES:															
347	A	Air Force	74 65	192	A	New Mexico	53 62								
116	A	UC Riverside	54 64	30	H	Fresno St.	44 56								
107	H	CSUN	54 65	54	N	Michigan	50 70								
23	H	Washington	48 69	222	N	Idaho St.	68 53								
79	A	San Diego	44 66	7	A	South Carolina	38 89								
343	H	UC Santa Barbara	64 58	110	A	Furman	43 60								

Non-Div I Games:

San Diego St.

  Loss, 
  Non-Conf, 
  S Site, 
  H Home 
  A Away 
N Neutral

## San Francisco

Through Games Of Jan. 11, 2015

Average RPI Win:	259	WON-LOST	WINNING	LAST 10	STRENGTH OF	OPP. STRENGTH	TEAM	ADJ.	CONF.	ADJ CONF.
Average RPI Loss:	69	RECORD	PCT. RANK	GAMES	SCHEDULE	OF SCHEDULE	RPI	RPI	RPI	RPI
DIV. I ONLY	8- 7	148	4- 6	116	213	149	149	7	7	
DIV. I NON-CONF.	7- 2	48	5- 1	255	303	86	86	7	7	
TOTALS	RPI 1-25	RPI 26-50	W-L RECORDS	RPI 51-100	RPI 101-150	RPI 150+				
8- 7	0- 0	0- 2	OVERALL	1- 4	0- 1	7- 0				
6- 3	0- 0	0- 1	HOME	0- 2	0- 0	6- 0				
2- 4	0- 0	0- 1	AWAY	1- 2	0- 1	1- 0				
0- 0	0- 0	0- 0	NEUTRAL	0- 0	0- 0	0- 0				
7- 2	0- 0	0- 1	NON-CONFERENCE	1- 0	0- 1	6- 0				
5- 0	0- 0	0- 0	HOME	0- 0	0- 0	5- 0				
2- 2	0- 0	0- 1	AWAY	1- 0	0- 1	1- 0				
0- 0	0- 0	0- 0	NEUTRAL	0- 0	0- 0	0- 0				
1- 5	0- 0	0- 1	CONFERENCE	0- 4	0- 0	1- 0				
1- 3	0- 0	0- 1	HOME	0- 2	0- 0	1- 0				
0- 2	0- 0	0- 0	AWAY	0- 2	0- 0	0- 0				
0- 0	0- 0	0- 0	NEUTRAL	0- 0	0- 0	0- 0				

RPI S	Opponent	Score	RPI S	Opponent	Score	RPI S	Opponent	Score	RPI S	Opponent	Score	Team's RPI: 149
43	H Gonzaga	64 75	45	A Long Beach St.	58 70	55	H Pacific	54 92	116	A UC Riverside	53 66	
						62	H St. Mary's (CA)	66 68	190	H Nevada	63 48	
						79	A San Diego	55 56	247	H Portland	85 68	
						82	A BYU	62 65	251	H San Jose St.	77 62	
						91	A UC Davis	73 70	300	A Seattle	67 56	
									324	H Columbia	70 65	
									331	H Utah Valley	69 50	
									339	H North Texas	60 42	
LAST 12 Division I GAMES:												
82	A BYU	62 65	247	H Portland	85 68							
79	A San Diego	55 56	43	H Gonzaga	64 75							
62	H St. Mary's (CA)	66 68	300	A Seattle	67 56							
55	H Pacific	54 92	45	A Long Beach St.	58 70							
251	H San Jose St.	77 62	91	A UC Davis	73 70							
339	H North Texas	60 42	331	H Utah Valley	69 50							

Non-Div I Games: Cal St. Monterey Ba85 48 Sonoma St. 83 42

San Francisco

Loss, Non-Conf, S Site, H Home A Away N Neutral

## San Jose St.

Through Games Of Jan. 11, 2015

Average RPI Win:	249	WON-LOST	WINNING	LAST 10	STRENGTH OF	OPP. STRENGTH	TEAM	ADJ.	CONF.	ADJ CONF.
Average RPI Loss:	150	RECORD	PCT. RANK	GAMES	SCHEDULE	OF SCHEDULE	RPI	RPI	RPI	RPI
DIV. I ONLY	7- 7	159	5- 4	339	75	251	251	20	20	
DIV. I NON-CONF.	5- 5	158	4- 3	291	37	173	173	19	19	
TOTALS	RPI 1-25	RPI 26-50	W-L RECORDS	RPI 51-100	RPI 101-150	RPI 150+				
7- 7	0- 0	0- 1	OVERALL	1- 1	0- 2	6- 3				
5- 1	0- 0	0- 0	HOME	1- 0	0- 0	4- 1				
1- 6	0- 0	0- 1	AWAY	0- 1	0- 2	1- 2				
1- 0	0- 0	0- 0	NEUTRAL	0- 0	0- 0	1- 0				
5- 5	0- 0	0- 1	NON-CONFERENCE	1- 1	0- 2	4- 1				
3- 0	0- 0	0- 0	HOME	1- 0	0- 0	2- 0				
1- 5	0- 0	0- 1	AWAY	0- 1	0- 2	1- 1				
1- 0	0- 0	0- 0	NEUTRAL	0- 0	0- 0	1- 0				
2- 2	0- 0	0- 0	CONFERENCE	0- 0	0- 0	2- 2				
2- 1	0- 0	0- 0	HOME	0- 0	0- 0	2- 1				
0- 1	0- 0	0- 0	AWAY	0- 0	0- 0	0- 1				
0- 0	0- 0	0- 0	NEUTRAL	0- 0	0- 0	0- 0				

RPI 1-25				RPI 26-50				RPI 51-100				RPI 101+				Team's RPI: 251	
RPI	S	Opponent	Score	RPI	S	Opponent	Score	RPI	S	Opponent	Score	RPI	S	Opponent	Score		
				27	A	California	87 110	91	H	UC Davis	89 75	116	A	UC Riverside	80 100		
								98	A	Colorado	89 97	149	A	San Francisco	62 77		
												184	H	Sacramento St.	102 94		
												195	A	Wyoming	60 96		
												215	A	Utah	87 100		
												248	H	UNLV	68 72		
												257	H	Utah St.	62 58		
												262	A	UC Irvine	91 65		
												278	N	Cincinnati	79 54		
												324	H	Columbia	119 76		
												347	H	Air Force	91 64		
LAST 12 Division I GAMES:																	
				195	A	Wyoming	60 96	248	H	UNLV	68 72						
				257	H	Utah St.	62 58	347	H	Air Force	91 64						
				184	H	Sacramento St.	102 94	278	N	Cincinnati	79 54						
				149	A	San Francisco	62 77	27	A	California	87 110						
				91	H	UC Davis	89 75	262	A	UC Irvine	91 65						
				98	A	Colorado	89 97	116	A	UC Riverside	80 100						

Non-Div I Games: Southern Ore. 110 91

San Jose St.

■ Loss, 
 ■ Non-Conf, 
 ■ S Site, 
 ■ Home 
 ■ A Away 
 N Neutral

Santa Clara

Through Games Of Jan. 11, 2015

Average RPI Win:	230	WON-LOST	WINNING	LAST 10	STRENGTH OF	OPP. STRENGTH	TEAM	ADJ.	CONF.	ADJ CONF.
Average RPI Loss:	89	RECORD	PCT. RANK	GAMES	SCHEDULE	OF SCHEDULE	RPI	RPI	RPI	RPI
DIV. I ONLY	5- 9	241	1- 0	142	104	185	185	7	7	
DIV. I NON-CONF.	4- 4	158	1- 0	304	114	189	189	7	7	
TOTALS	RPI 1-25	RPI 26-50	W-L RECORDS	RPI 51-100	RPI 101-150	RPI 150+				
5- 9	0- 0	0- 2	OVERALL	1- 4	1- 2	3- 1				
1- 4	0- 0	0- 1	HOME	0- 2	0- 0	1- 1				
2- 5	0- 0	0- 1	AWAY	0- 2	0- 2	2- 0				
2- 0	0- 0	0- 0	NEUTRAL	1- 0	1- 0	0- 0				
4- 4	0- 0	0- 1	NON-CONFERENCE	1- 0	1- 2	2- 1				
0- 1	0- 0	0- 0	HOME	0- 0	0- 0	0- 1				
2- 3	0- 0	0- 1	AWAY	0- 0	0- 2	2- 0				
2- 0	0- 0	0- 0	NEUTRAL	1- 0	1- 0	0- 0				
1- 5	0- 0	0- 1	CONFERENCE	0- 4	0- 0	1- 0				
1- 3	0- 0	0- 1	HOME	0- 2	0- 0	1- 0				
0- 2	0- 0	0- 0	AWAY	0- 2	0- 0	0- 0				
0- 0	0- 0	0- 0	NEUTRAL	0- 0	0- 0	0- 0				

RPI 1-25				RPI 26-50				RPI 51-100				RPI 101+				Team's RPI: 185	
RPI	S	Opponent	Score	RPI	S	Opponent	Score	RPI	S	Opponent	Score	RPI	S	Opponent	Score		
				32	A	Stanford	43 82	55	H	Pacific	59 61	116	A	UC Riverside	69 80		
				43	H	Gonzaga	70 78	62	H	St. Mary's (CA)	61 62	121	N	LSU	69 67		
								79	A	San Diego	59 72	134	A	Oregon	88 92		
								82	A	BYU	55 84	202	H	Cal Poly	73 79		
								91	N	UC Davis	79 76	247	H	Portland	83 68		
												343	A	UC Santa Barbara	47 33		
												347	A	Air Force	85 64		
LAST 12 Division I GAMES:																	
				247	H	Portland	83 68	347	A	Air Force	85 64						
				79	A	San Diego	59 72	43	H	Gonzaga	70 78						
				82	A	BYU	55 84	32	A	Stanford	43 82						
				55	H	Pacific	59 61	91	N	UC Davis	79 76						
				62	H	St. Mary's (CA)	61 62	202	H	Cal Poly	73 79						
				134	A	Oregon	88 92	121	N	LSU	69 67						

Non-Div I Games: San Fran. St. 87 41

Santa Clara

Loss, Non-Conf, S Site, H Home A Away N Neutral

Average RPI Win:	219	WON-LOST	WINNING	LAST 10	STRENGTH OF	OPP. STRENGTH	TEAM	ADJ.	CONF.	ADJ CONF.
Average RPI Loss:	117	RECORD	PCT. RANK	GAMES	SCHEDULE	OF SCHEDULE	RPI	RPI	RPI	RPI
DIV. I ONLY	4- 8	252	0- 1	102	141	174	174	32	32	
DIV. I NON-CONF.	3- 7	250	0- 1	46	129	154	154	31	31	
TOTALS	RPI 1-25	RPI 26-50	W-L RECORDS	RPI 51-100	RPI 101-150	RPI 150+				
4- 8	0- 2	0- 0	OVERALL	0- 2	0- 2	4- 2				
2- 2	0- 0	0- 0	HOME	0- 0	0- 0	2- 2				
2- 5	0- 2	0- 0	AWAY	0- 2	0- 1	2- 0				
0- 1	0- 0	0- 0	NEUTRAL	0- 0	0- 1	0- 0				
3- 7	0- 2	0- 0	NON-CONFERENCE	0- 2	0- 2	3- 1				
2- 1	0- 0	0- 0	HOME	0- 0	0- 0	2- 1				
1- 5	0- 2	0- 0	AWAY	0- 2	0- 1	1- 0				
0- 1	0- 0	0- 0	NEUTRAL	0- 0	0- 1	0- 0				
1- 1	0- 0	0- 0	CONFERENCE	0- 0	0- 0	1- 1				
0- 1	0- 0	0- 0	HOME	0- 0	0- 0	0- 1				
1- 0	0- 0	0- 0	AWAY	0- 0	0- 0	1- 0				
0- 0	0- 0	0- 0	NEUTRAL	0- 0	0- 0	0- 0				

RPI 1-25				RPI 26-50				RPI 51-100				RPI 101+ Team's RPI: 174			
RPI	S	Opponent	Score	RPI	S	Opponent	Score	RPI	S	Opponent	Score	RPI	S	Opponent	Score
7	A	South Carolina	49 111					52	A	Arkansas	46 75	113	A	Auburn	56 62
25	A	Florida St.	51 97					76	A	Fordham	53 63	132	N	Hartford	55 59
												164	A	Troy	83 80
												188	H	Florida	68 58
												232	A	N.C. A&T	59 56
												264	H	Bethune-Cookman	52 59
												266	H	Jacksonville	41 45
												293	H	Alabama St.	71 62
LAST 12 Division I GAMES:															
266	H	Jacksonville	41 45	132	N	Hartford	55 59								
76	A	Fordham	53 63	232	A	N.C. A&T	59 56								
25	A	Florida St.	51 97	188	H	Florida	68 58								
113	A	Auburn	56 62	164	A	Troy	83 80								
7	A	South Carolina	49 111	293	H	Alabama St.	71 62								
264	H	Bethune-Cookman	52 59	52	A	Arkansas	46 75								

Non-Div I Games: Columbia (SC) 106 60 Allen 95 47

Savannah St.

Loss, Non-Conf, S Site, H Home A Away N Neutral

Average RPI Win:	<b>297</b>	WON-LOST	WINNING	LAST 10	STRENGTH OF	OPP. STRENGTH	TEAM	ADJ.	CONF.	ADJ CONF.
Average RPI Loss:	<b>122</b>	RECORD	PCT. RANK	GAMES	SCHEDULE	OF SCHEDULE	RPI	RPI	RPI	RPI
DIV. I ONLY	<b>4- 12</b>	<b>282</b>	<b>3- 7</b>	<b>198</b>	<b>175</b>	<b>300</b>	<b>300</b>	<b>30</b>	<b>30</b>	
DIV. I NON-CONF.	<b>3- 12</b>	<b>295</b>	<b>2- 9</b>	<b>191</b>	<b>155</b>	<b>310</b>	<b>310</b>	<b>33</b>	<b>33</b>	
TOTALS	RPI 1-25	RPI 26-50	W-L RECORDS	RPI 51-100	RPI 101-150	RPI 150+				
4- 12	0- 1	0- 1	OVERALL	0- 2	0- 4	4- 4				
4- 8	0- 1	0- 0	HOME	0- 1	0- 3	4- 3				
0- 4	0- 0	0- 1	AWAY	0- 1	0- 1	0- 1				
0- 0	0- 0	0- 0	NEUTRAL	0- 0	0- 0	0- 0				
3- 12	0- 1	0- 1	NON-CONFERENCE	0- 2	0- 4	3- 4				
3- 8	0- 1	0- 0	HOME	0- 1	0- 3	3- 3				
0- 4	0- 0	0- 1	AWAY	0- 1	0- 1	0- 1				
0- 0	0- 0	0- 0	NEUTRAL	0- 0	0- 0	0- 0				
1- 0	0- 0	0- 0	CONFERENCE	0- 0	0- 0	1- 0				
1- 0	0- 0	0- 0	HOME	0- 0	0- 0	1- 0				
0- 0	0- 0	0- 0	AWAY	0- 0	0- 0	0- 0				
0- 0	0- 0	0- 0	NEUTRAL	0- 0	0- 0	0- 0				

RPI 1-25				RPI 26-50				RPI 51-100				RPI 101+ Team's RPI: 300			
RPI	S	Opponent	Score	RPI	S	Opponent	Score	RPI	S	Opponent	Score	RPI	S	Opponent	Score
23	H	Washington	69 <b>102</b>	45	A	Long Beach St.	73 <b>85</b>	56	A	Washington St.	62 <b>82</b>	107	H	CSUN	63 <b>86</b>
								79	H	San Diego	54 <b>59</b>	126	H	Idaho	50 <b>65</b>
												134	A	Oregon	44 <b>70</b>
												149	H	San Francisco	56 <b>67</b>
												161	H	Montana	64 <b>70</b>
												172	H	Cal St. Fullerton	59 <b>66</b>
												189	A	Montana St.	61 <b>74</b>
												222	H	Idaho St.	55 <b>63</b>
												233	H	Portland St.	54 47
												281	H	Loyola Marymount	62 57
												331	H	Utah Valley	73 58
												343	H	UC Santa Barbara	66 46
LAST 12 Division I GAMES:															
107	H	CSUN	63 <b>86</b>	331	H	Utah Valley	73 58								
343	H	UC Santa Barbara	66 46	172	H	Cal St. Fullerton	59 <b>66</b>								
134	A	Oregon	44 <b>70</b>	79	H	San Diego	54 <b>59</b>								
222	H	Idaho St.	55 <b>63</b>	281	H	Loyola Marymount	62 57								
161	H	Montana	64 <b>70</b>	23	H	Washington	69 <b>102</b>								
149	H	San Francisco	56 <b>67</b>	126	H	Idaho	50 <b>65</b>								

Non-Div I Games:

Seattle

■ Loss, 
 ■ Non-Conf, 
 ■ S Site, 
 ■ H Home 
 ■ A Away 
 N Neutral



Average RPI Win:	158	WON-LOST	WINNING	LAST 10	STRENGTH OF	OPP. STRENGTH	TEAM	ADJ.	CONF.	ADJ CONF.
Average RPI Loss:	57	RECORD	PCT. RANK	GAMES	SCHEDULE	OF SCHEDULE	RPI	RPI	RPI	RPI
DIV. I ONLY	15- 2	11	9- 1	129	71	36	36	9	9	
DIV. I NON-CONF.	11- 1	11	7- 0	155	109	32	32	8	8	
TOTALS	RPI 1-25	RPI 26-50	W-L RECORDS	RPI 51-100	RPI 101-150	RPI 150+				
15- 2	0- 0	1- 1	OVERALL	4- 1	4- 0	6- 0				
11- 0	0- 0	1- 0	HOME	2- 0	4- 0	4- 0				
4- 2	0- 0	0- 1	AWAY	2- 1	0- 0	2- 0				
0- 0	0- 0	0- 0	NEUTRAL	0- 0	0- 0	0- 0				
11- 1	0- 0	1- 0	NON-CONFERENCE	3- 1	2- 0	5- 0				
9- 0	0- 0	1- 0	HOME	2- 0	2- 0	4- 0				
2- 1	0- 0	0- 0	AWAY	1- 1	0- 0	1- 0				
0- 0	0- 0	0- 0	NEUTRAL	0- 0	0- 0	0- 0				
4- 1	0- 0	0- 1	CONFERENCE	1- 0	2- 0	1- 0				
2- 0	0- 0	0- 0	HOME	0- 0	2- 0	0- 0				
2- 1	0- 0	0- 1	AWAY	1- 0	0- 0	1- 0				
0- 0	0- 0	0- 0	NEUTRAL	0- 0	0- 0	0- 0				

RPI 1-25				RPI 26-50				Team's RPI: 36				RPI 51-100				RPI 101+			
RPI	S	Opponent	Score	RPI	S	Opponent	Score	RPI	S	Opponent	Score	RPI	S	Opponent	Score	RPI	S	Opponent	Score
				34	H	Georgia	70 51					65	A	West Virginia	87 89	105	H	Butler	70 65
				49	A	St. John's (NY)	50 59					67	H	Illinois	82 72	119	H	Saint Joseph's	77 60
												76	A	Fordham	56 43	120	H	Xavier	78 54
												95	H	Kennesaw St.	77 74	138	H	Lafayette	80 63
												97	A	Creighton	79 74	158	H	Fairfield	79 47
																216	A	Providence	68 67
																217	H	NJIT	74 62
																242	A	Penn St.	75 70
																341	H	Rider	66 47
																344	H	Saint Peter's	75 45
LAST 12 Division I GAMES:																			
				49	A	St. John's (NY)	50 59					216	A	Providence	68 67				
				105	H	Butler	70 65					120	H	Xavier	78 54				
				34	H	Georgia	70 51					138	H	Lafayette	80 63				
				217	H	NJIT	74 62					76	A	Fordham	56 43				
				158	H	Fairfield	79 47					97	A	Creighton	79 74				
				67	H	Illinois	82 72					119	H	Saint Joseph's	77 60				

Non-Div I Games:

Seton Hall

Average RPI Win:	247	WON-LOST	WINNING	LAST 10	STRENGTH OF	OPP. STRENGTH	TEAM	ADJ.	CONF.	ADJ CONF.
Average RPI Loss:	98	RECORD	PCT. RANK	GAMES	SCHEDULE	OF SCHEDULE	RPI	RPI	RPI	RPI
DIV. I ONLY	10- 5	83	7- 3	260	219	146	146	25	25	
DIV. I NON-CONF.	7- 2	48	4- 2	241	287	107	107	23	23	
TOTALS	RPI 1-25	RPI 26-50	W-L RECORDS	RPI 51-100	RPI 101-150	RPI 150+				
10- 5	0- 0	0- 1	OVERALL	0- 2	0- 0	10- 2				
3- 3	0- 0	0- 0	HOME	0- 1	0- 0	3- 2				
7- 1	0- 0	0- 1	AWAY	0- 0	0- 0	7- 0				
0- 1	0- 0	0- 0	NEUTRAL	0- 1	0- 0	0- 0				
7- 2	0- 0	0- 0	NON-CONFERENCE	0- 2	0- 0	7- 0				
3- 1	0- 0	0- 0	HOME	0- 1	0- 0	3- 0				
4- 0	0- 0	0- 0	AWAY	0- 0	0- 0	4- 0				
0- 1	0- 0	0- 0	NEUTRAL	0- 1	0- 0	0- 0				
3- 3	0- 0	0- 1	CONFERENCE	0- 0	0- 0	3- 2				
0- 2	0- 0	0- 0	HOME	0- 0	0- 0	0- 2				
3- 1	0- 0	0- 1	AWAY	0- 0	0- 0	3- 0				
0- 0	0- 0	0- 0	NEUTRAL	0- 0	0- 0	0- 0				

RPI	S	Opponent	Score	RPI	S	Opponent	Score	RPI	S	Opponent	Score	RPI	S	Opponent	Score	Team's RPI: 146
37	A	Quinnipiac	65 78	66	N	Akron	74 90	153	H	Central Conn. St.	79 57	156	H	Marist	46 56	
				71	H	Albany (NY)	57 76	158	H	Fairfield	55 60	166	A	Buffalo	58 50	
								173	A	Niagara	56 52	200	A	Sacred Heart	75 65	
								246	A	Canisius	71 70	269	H	Colgate	80 68	
								286	A	Binghamton	62 53	305	H	Fairleigh Dickinson	72 63	
								329	A	Denver	78 62	344	A	Saint Peter's	65 40	
LAST 12 Division I GAMES:																
344	A	Saint Peter's	65 40	246	A	Canisius	71 70									
156	H	Marist	46 56	173	A	Niagara	56 52									
305	H	Fairleigh Dickinson	72 63	71	H	Albany (NY)	57 76									
269	H	Colgate	80 68	37	A	Quinnipiac	65 78									
286	A	Binghamton	62 53	158	H	Fairfield	55 60									
200	A	Sacred Heart	75 65	66	N	Akron	74 90									

Non-Div I Games:

Siena

Average RPI Win: <b>293</b>	WON-LOST	WINNING	LAST 10	STRENGTH OF	OPP. STRENGTH	TEAM	ADJ.	CONF.	ADJ CONF.
Average RPI Loss: <b>174</b>	RECORD	PCT. RANK	GAMES	SCHEDULE	OF SCHEDULE	RPI	RPI	RPI	RPI
DIV. I ONLY	1- 11	339	0- 9	168	336	328	328	17	17
DIV. I NON-CONF.	1- 6	316	1- 5	181	349	327	327	17	17
TOTALS	RPI 1-25	RPI 26-50	W-L RECORDS	RPI 51-100	RPI 101-150	RPI 150+			
1- 11	0- 0	0- 1	OVERALL	0- 4	0- 0	1- 6			
1- 5	0- 0	0- 0	HOME	0- 3	0- 0	1- 2			
0- 6	0- 0	0- 1	AWAY	0- 1	0- 0	0- 4			
0- 0	0- 0	0- 0	NEUTRAL	0- 0	0- 0	0- 0			
1- 6	0- 0	0- 0	NON-CONFERENCE	0- 2	0- 0	1- 4			
1- 2	0- 0	0- 0	HOME	0- 1	0- 0	1- 1			
0- 4	0- 0	0- 0	AWAY	0- 1	0- 0	0- 3			
0- 0	0- 0	0- 0	NEUTRAL	0- 0	0- 0	0- 0			
0- 5	0- 0	0- 1	CONFERENCE	0- 2	0- 0	0- 2			
0- 3	0- 0	0- 0	HOME	0- 2	0- 0	0- 1			
0- 2	0- 0	0- 1	AWAY	0- 0	0- 0	0- 1			
0- 0	0- 0	0- 0	NEUTRAL	0- 0	0- 0	0- 0			

RPI S	Opponent	Score	RPI S	Opponent	Score	RPI S	Opponent	Score	RPI S	Opponent	Score	Team's RPI: 328
47	A UALR	37 <b>71</b>	64	H Indiana St.	53 <b>74</b>	163	H Southern Miss.	53 <b>64</b>				
			80	H Arkansas St.	50 <b>62</b>	249	A Nicholls St.	62 <b>66</b>				
			93	H Appalachian St.	63 <b>67</b>	267	A Texas-Arlington	49 <b>59</b>				
			94	A Ole Miss	48 <b>88</b>	270	A UAB	43 <b>73</b>				
						276	H Ga. Southern	53 <b>67</b>				
						293	H Alabama St.	64 61				
						308	A Tennessee Tech	66 <b>70</b>				
LAST 12 Division I GAMES:												
47	A UALR	37 <b>71</b>	276	H Ga. Southern	53 <b>67</b>							
267	A Texas-Arlington	49 <b>59</b>	93	H Appalachian St.	63 <b>67</b>							
80	H Arkansas St.	50 <b>62</b>	249	A Nicholls St.	62 <b>66</b>							
270	A UAB	43 <b>73</b>	64	H Indiana St.	53 <b>74</b>							
308	A Tennessee Tech	66 <b>70</b>	293	H Alabama St.	64 61							
94	A Ole Miss	48 <b>88</b>	163	H Southern Miss.	53 <b>64</b>							

Non-Div I Games: Mobile 71 67 Spring Hill 69 42

South Ala.

# South Carolina

Through Games Of Jan. 11, 2015

Average RPI Win:	117	WON-LOST	WINNING	LAST 10	STRENGTH OF	OPP. STRENGTH	TEAM	ADJ.	CONF.	ADJ CONF.
Average RPI Loss:	0	RECORD	PCT. RANK	GAMES	SCHEDULE	OF SCHEDULE	RPI	RPI	RPI	RPI
DIV. I ONLY	16- 0	1	10- 0	88	2	7	7	3	3	
DIV. I NON-CONF.	12- 0	1	8- 0	146	3	10	10	4	4	
TOTALS	RPI 1-25	RPI 26-50	W-L RECORDS	RPI 51-100	RPI 101-150	RPI 150+				
16- 0	2- 0	0- 0	OVERALL	6- 0	3- 0	5- 0				
8- 0	1- 0	0- 0	HOME	2- 0	1- 0	4- 0				
4- 0	1- 0	0- 0	AWAY	1- 0	1- 0	1- 0				
4- 0	0- 0	0- 0	NEUTRAL	3- 0	1- 0	0- 0				
12- 0	1- 0	0- 0	NON-CONFERENCE	6- 0	1- 0	4- 0				
6- 0	0- 0	0- 0	HOME	2- 0	0- 0	4- 0				
2- 0	1- 0	0- 0	AWAY	1- 0	0- 0	0- 0				
4- 0	0- 0	0- 0	NEUTRAL	3- 0	1- 0	0- 0				
4- 0	1- 0	0- 0	CONFERENCE	0- 0	2- 0	1- 0				
2- 0	1- 0	0- 0	HOME	0- 0	1- 0	0- 0				
2- 0	0- 0	0- 0	AWAY	0- 0	1- 0	1- 0				
0- 0	0- 0	0- 0	NEUTRAL	0- 0	0- 0	0- 0				

RPI	S	Opponent	Score	RPI	S	Opponent	Score	RPI	S	Opponent	Score	RPI	S	Opponent	Score
3	H	Kentucky	68 60					53	H	Southern California	70 61	113	H	Auburn	77 58
19	A	Duke	51 50					59	N	Syracuse	67 63	121	A	LSU	75 51
								63	A	Hampton	69 49	130	N	Wisconsin	67 44
								83	N	Liberty	84 44	155	A	Alabama	102 59
								90	N	Central Mich.	80 45	174	H	Savannah St.	111 49
								96	H	Clemson	99 41	181	H	Charlotte	82 61
												187	H	San Diego St.	89 38
												338	H	N.C. Central	90 26
LAST 12 Division I GAMES:															
121	A	LSU	75 51	3	H	Kentucky	68 60	155	A	Alabama	102 59	19	A	Duke	51 50
113	H	Auburn	77 58	59	N	Syracuse	67 63	181	H	Charlotte	82 61	338	H	N.C. Central	90 26
83	N	Liberty	84 44	63	A	Hampton	69 49	59	N	Syracuse	67 63				
90	N	Central Mich.	80 45												
63	A	Hampton	69 49												
174	H	Savannah St.	111 49												

Non-Div I Games:

South Carolina

Loss, Non-Conf, S Site, H Home A Away N Neutral

Average RPI Win:	259	WON-LOST	WINNING	LAST 10	STRENGTH OF	OPP. STRENGTH	TEAM	ADJ.	CONF.	ADJ CONF.
Average RPI Loss:	229	RECORD	PCT. RANK	GAMES	SCHEDULE	OF SCHEDULE	RPI	RPI	RPI	RPI
DIV. I ONLY	6- 6	159	5- 5	348	278	301	301	32	32	
DIV. I NON-CONF.	5- 4	139	5- 3	323	255	246	246	31	31	
TOTALS	RPI 1-25	RPI 26-50	W-L RECORDS	RPI 51-100	RPI 101-150	RPI 150+				
6- 6	0- 0	0- 0	OVERALL	0- 1	0- 1	6- 4				
5- 2	0- 0	0- 0	HOME	0- 0	0- 1	5- 1				
1- 4	0- 0	0- 0	AWAY	0- 1	0- 0	1- 3				
0- 0	0- 0	0- 0	NEUTRAL	0- 0	0- 0	0- 0				
5- 4	0- 0	0- 0	NON-CONFERENCE	0- 1	0- 1	5- 2				
4- 1	0- 0	0- 0	HOME	0- 0	0- 1	4- 0				
1- 3	0- 0	0- 0	AWAY	0- 1	0- 0	1- 2				
0- 0	0- 0	0- 0	NEUTRAL	0- 0	0- 0	0- 0				
1- 2	0- 0	0- 0	CONFERENCE	0- 0	0- 0	1- 2				
1- 1	0- 0	0- 0	HOME	0- 0	0- 0	1- 1				
0- 1	0- 0	0- 0	AWAY	0- 0	0- 0	0- 1				
0- 0	0- 0	0- 0	NEUTRAL	0- 0	0- 0	0- 0				

RPI S	Opponent	Score	RPI S	Opponent	Score	RPI S	Opponent	Score	RPI S	Opponent	Score	Team's RPI: 301
						96	A Clemson	57 66	110	H Furman	46 65	
									168	H Jacksonville St.	55 52	
									223	A Presbyterian	33 46	
									229	H Col. of Charleston	60 51	
									250	H USC Upstate	60 50	
									264	H Bethune-Cookman	68 61	
									287	A UNC Greensboro	50 70	
									318	H Alabama A&M	69 62	
									319	H Florida A&M	50 55	
									327	A Wofford	59 53	
									338	A N.C. Central	54 56	
LAST 12 Division I GAMES:												
229	H Col. of Charleston	60 51	338	A N.C. Central	54 56							
96	A Clemson	57 66	110	H Furman	46 65							
168	H Jacksonville St.	55 52	319	H Florida A&M	50 55							
318	H Alabama A&M	69 62	327	A Wofford	59 53							
287	A UNC Greensboro	50 70	250	H USC Upstate	60 50							
264	H Bethune-Cookman	68 61	223	A Presbyterian	33 46							

Non-Div I Games: Columbia (SC) 97 55 Allen 103 55

South Carolina St.

Loss, Non-Conf, S Site, H Home A Away N Neutral

# South Dakota

Through Games Of Jan. 11, 2015

Average RPI Win:	220	WON-LOST	WINNING	LAST 10	STRENGTH OF	OPP. STRENGTH	TEAM	ADJ.	CONF.	ADJ CONF.
Average RPI Loss:	98	RECORD	PCT. RANK	GAMES	SCHEDULE	OF SCHEDULE	RPI	RPI	RPI	RPI
DIV. I ONLY	11- 4	57	7- 2	238	130	78	78	26	26	
DIV. I NON-CONF.	9- 3	60	7- 1	204	66	69	69	27	27	
TOTALS	RPI 1-25	RPI 26-50	W-L RECORDS	RPI 51-100	RPI 101-150	RPI 150+				
11- 4	0- 1	0- 1	OVERALL	0- 1	3- 0	8- 1				
5- 0	0- 0	0- 0	HOME	0- 0	2- 0	3- 0				
6- 3	0- 1	0- 0	AWAY	0- 1	1- 0	5- 1				
0- 1	0- 0	0- 1	NEUTRAL	0- 0	0- 0	0- 0				
9- 3	0- 1	0- 1	NON-CONFERENCE	0- 1	3- 0	6- 0				
5- 0	0- 0	0- 0	HOME	0- 0	2- 0	3- 0				
4- 2	0- 1	0- 0	AWAY	0- 1	1- 0	3- 0				
0- 1	0- 0	0- 1	NEUTRAL	0- 0	0- 0	0- 0				
2- 1	0- 0	0- 0	CONFERENCE	0- 0	0- 0	2- 1				
0- 0	0- 0	0- 0	HOME	0- 0	0- 0	0- 0				
2- 1	0- 0	0- 0	AWAY	0- 0	0- 0	2- 1				
0- 0	0- 0	0- 0	NEUTRAL	0- 0	0- 0	0- 0				

RPI S	Opponent	Score	RPI S	Opponent	Score	RPI S	Opponent	Score	RPI S	Opponent	Score
23 A	Washington	82 96	41 N	Chattanooga	54 67	100 A	Kansas	60 68	127 H	UNI	85 77
									140 H	North Dakota	86 81
									144 A	Drake	83 78
									172 H	Cal St. Fullerton	86 50
									226 A	Oral Roberts	65 81
									233 A	Portland St.	86 57
									236 H	Valparaiso	81 62
									237 A	Western Ill.	101 87
									262 H	UC Irvine	96 52
									265 A	UTSA	76 69
									271 A	Marquette	69 65
									335 A	Omaha	64 48
LAST 12 Division I GAMES:											
335 A	Omaha	64 48	237 A	Western Ill.	101 87						
41 N	Chattanooga	54 67	226 A	Oral Roberts	65 81						
265 A	UTSA	76 69	127 H	UNI	85 77						
140 H	North Dakota	86 81	271 A	Marquette	69 65						
236 H	Valparaiso	81 62	262 H	UC Irvine	96 52						
172 H	Cal St. Fullerton	86 50	23 A	Washington	82 96						

Non-Div I Games: St. Mary (KS) 115 51

South Dakota

Loss, Non-Conf, S Site, H Home A Away N Neutral

Average RPI Win:	<b>182</b>	WON-LOST	WINNING	LAST 10	STRENGTH OF	OPP. STRENGTH	TEAM	ADJ.	CONF.	ADJ CONF.
Average RPI Loss:	<b>146</b>	RECORD	PCT. RANK	GAMES	SCHEDULE	OF SCHEDULE	RPI	RPI	RPI	RPI
DIV. I ONLY	<b>11- 6</b>	<b>94</b>	<b>1- 0</b>	<b>103</b>	<b>188</b>	<b>73</b>	<b>73</b>	<b>26</b>	<b>26</b>	
DIV. I NON-CONF.	<b>9- 4</b>	<b>84</b>	<b>1- 0</b>	<b>39</b>	<b>130</b>	<b>47</b>	<b>47</b>	<b>27</b>	<b>27</b>	
TOTALS	RPI 1-25	RPI 26-50	W-L RECORDS	RPI 51-100	RPI 101-150	RPI 150+				
11- 6	0- 1	2- 0	OVERALL	2- 1	1- 1	6- 3				
5- 2	0- 1	2- 0	HOME	1- 1	0- 0	2- 0				
5- 4	0- 0	0- 0	AWAY	1- 0	1- 1	3- 3				
1- 0	0- 0	0- 0	NEUTRAL	0- 0	0- 0	1- 0				
9- 4	0- 1	2- 0	NON-CONFERENCE	2- 1	1- 1	4- 1				
4- 2	0- 1	2- 0	HOME	1- 1	0- 0	1- 0				
4- 2	0- 0	0- 0	AWAY	1- 0	1- 1	2- 1				
1- 0	0- 0	0- 0	NEUTRAL	0- 0	0- 0	1- 0				
2- 2	0- 0	0- 0	CONFERENCE	0- 0	0- 0	2- 2				
1- 0	0- 0	0- 0	HOME	0- 0	0- 0	1- 0				
1- 2	0- 0	0- 0	AWAY	0- 0	0- 0	1- 2				
0- 0	0- 0	0- 0	NEUTRAL	0- 0	0- 0	0- 0				

RPI 1-25				RPI 26-50				RPI 51-100 Team's RPI: 73				RPI 101+			
RPI	S	Opponent	Score	RPI	S	Opponent	Score	RPI	S	Opponent	Score	RPI	S	Opponent	Score
9	H	Green Bay	75 <b>77</b>	33	H	Middle Tenn.	65 61	52	A	Arkansas	80 75	102	A	DePaul	62 <b>84</b>
				47	H	UALR	67 42	82	H	BYU	75 65	127	A	UNI	74 60
								97	H	Creighton	81 <b>88</b>	156	A	Marist	64 <b>82</b>
												197	A	Northern Colo.	71 48
												248	A	UNLV	65 59
												252	A	IUPUI	67 <b>68</b>
												259	A	North Dakota St.	78 <b>83</b>
												280	N	Northern Ill.	55 42
												292	A	IPFW	65 64
												312	H	Sam Houston St.	60 49
												329	H	Denver	85 44
LAST 12 Division I GAMES:															
292	A	IPFW	65 64	248	A	UNLV	65 59								
259	A	North Dakota St.	78 <b>83</b>	252	A	IUPUI	67 <b>68</b>								
329	H	Denver	85 44	33	H	Middle Tenn.	65 61								
127	A	UNI	74 60	9	H	Green Bay	75 <b>77</b>								
156	A	Marist	64 <b>82</b>	197	A	Northern Colo.	71 48								
47	H	UALR	67 42	52	A	Arkansas	80 75								

Non-Div I Games:

South Dakota St.

■ Loss, 
 ■ Non-Conf, S Site, 
 ■ Home 
 ■ Away 
 N Neutral

Season 1911-12				Through Games of Jan. 11, 1912						
Average RPI Win:	135	WON-LOST	WINNING	LAST 10	STRENGTH OF	OPP. STRENGTH	TEAM	ADJ.	CONF.	ADJ CONF.
Average RPI Loss:	19	RECORD	PCT. RANK	GAMES	SCHEDULE	OF SCHEDULE	RPI	RPI	RPI	RPI
DIV. I ONLY	13- 3	30	8- 2	25	29	21	21	8	8	
DIV. I NON-CONF.	9- 3	60	6- 2	33	23	29	29	9	9	
<hr/>										
TOTALS	RPI 1-25	RPI 26-50		W-L RECORDS		RPI 51-100	RPI 101-150	RPI 150+		
13- 3	0- 2	3- 1		OVERALL		3- 0	2- 0	5- 0		
6- 1	0- 0	0- 1		HOME		2- 0	1- 0	3- 0		
4- 1	0- 1	2- 0		AWAY		0- 0	0- 0	2- 0		
3- 1	0- 1	1- 0		NEUTRAL		1- 0	1- 0	0- 0		
9- 3	0- 2	2- 1		NON-CONFERENCE		2- 0	1- 0	4- 0		
4- 1	0- 0	0- 1		HOME		1- 0	0- 0	3- 0		
2- 1	0- 1	1- 0		AWAY		0- 0	0- 0	1- 0		
3- 1	0- 1	1- 0		NEUTRAL		1- 0	1- 0	0- 0		
4- 0	0- 0	1- 0		CONFERENCE		1- 0	1- 0	1- 0		
2- 0	0- 0	0- 0		HOME		1- 0	1- 0	0- 0		
2- 0	0- 0	1- 0		AWAY		0- 0	0- 0	1- 0		
0- 0	0- 0	0- 0		NEUTRAL		0- 0	0- 0	0- 0		

RPI	S	Opponent	Score	RPI	S	Opponent	Score	RPI	S	Opponent	Score	RPI	S	Opponent	Score
3	N	Kentucky	57 61	38	A	Tulane	53 40	51	H	Stetson	78 62	108	N	Villanova	57 56
6	A	Maryland	67 85	41	A	Chattanooga	59 57	67	N	Illinois	67 61	139	H	Memphis	72 39
				44	N	Oklahoma	83 68	86	H	East Carolina	69 62	175	A	Temple	70 58
				49	H	St. John's (NY)	52 55					197	H	Northern Colo.	84 43
												229	H	Col. of Charleston	67 47
												242	A	Penn St.	90 87
												342	H	UNC Asheville	97 53
LAST 12 Division I GAMES:															
139	H	Memphis	72 39	175	A	Temple	70 58	3	N	Kentucky	57 61				
86	H	East Carolina	69 62	38	A	Tulane	53 40	67	N	Illinois	67 61				
242	A	Penn St.	90 87	51	H	Stetson	78 62	44	N	Oklahoma	83 68				
197	H	Northern Colo.	84 43												
229	H	Col. of Charleston	67 47												
49	H	St. John's (NY)	52 55												

Non-Div I Games:

South Fla.

■ Loss, 
 ■ Non-Conf, 
 ■ S Site, 
 ■ Home 
 ■ A Away 
 N Neutral



Average RPI Win:	303	WON-LOST	WINNING	LAST 10	STRENGTH OF	OPP. STRENGTH	TEAM	ADJ.	CONF.	ADJ CONF.
Average RPI Loss:	172	RECORD	PCT. RANK	GAMES	SCHEDULE	OF SCHEDULE	RPI	RPI	RPI	RPI
DIV. I ONLY	5- 10	252	3- 5	332	251	299	299	27	27	
DIV. I NON-CONF.	5- 6	175	4- 2	312	305	251	251	26	26	
TOTALS	RPI 1-25	RPI 26-50	W-L RECORDS	RPI 51-100	RPI 101-150	RPI 150+				
5- 10	0- 0	0- 0	OVERALL	0- 1	0- 3	5- 6				
1- 4	0- 0	0- 0	HOME	0- 0	0- 0	1- 4				
3- 5	0- 0	0- 0	AWAY	0- 1	0- 2	3- 2				
1- 1	0- 0	0- 0	NEUTRAL	0- 0	0- 1	1- 0				
5- 6	0- 0	0- 0	NON-CONFERENCE	0- 1	0- 3	5- 2				
1- 2	0- 0	0- 0	HOME	0- 0	0- 0	1- 2				
3- 3	0- 0	0- 0	AWAY	0- 1	0- 2	3- 0				
1- 1	0- 0	0- 0	NEUTRAL	0- 0	0- 1	1- 0				
0- 4	0- 0	0- 0	CONFERENCE	0- 0	0- 0	0- 4				
0- 2	0- 0	0- 0	HOME	0- 0	0- 0	0- 2				
0- 2	0- 0	0- 0	AWAY	0- 0	0- 0	0- 2				
0- 0	0- 0	0- 0	NEUTRAL	0- 0	0- 0	0- 0				

RPI 1-25			RPI 26-50			RPI 51-100			RPI 101+			Team's RPI: 299
RPI	S	Opponent	Score	RPI	S	Opponent	Score	RPI	S	Opponent	Score	
						94 A Ole Miss	57 58	123 A Missouri		42 88		
								126 N Idaho		62 78		
								137 A Southern Ill.		62 78		
								151 H Saint Louis		56 74		
								199 A Belmont		39 62		
								209 H Morehead St.		59 64		
								221 H Eastern Ky.		54 57		
								225 A Tennessee St.		55 62		
								230 A Central Ark.		48 46		
								237 H Western Ill.		62 79		
								284 N Detroit		61 51		
								318 H Alabama A&M		66 38		
								336 A Bradley		70 65		
								346 A UMKC		65 50		
LAST 12 Division I GAMES:												
225 A Tennessee St.		55 62	221 H Eastern Ky.		54 57							
199 A Belmont		39 62	209 H Morehead St.		59 64							
126 N Idaho		62 78	237 H Western Ill.		62 79							
284 N Detroit		61 51	336 A Bradley		70 65							
346 A UMKC		65 50	137 A Southern Ill.		62 78							
230 A Central Ark.		48 46	94 A Ole Miss		57 58							

Non-Div I Games: Ill.-Springfield 73 56 William Woods 77 40

Southeast Mo. St.

Loss, Non-Conf, S Site, H Home A Away N Neutral

Average RPI Win:	308	WON-LOST	WINNING	LAST 10	STRENGTH OF	OPP. STRENGTH	TEAM	ADJ.	CONF.	ADJ CONF.
Average RPI Loss:	111	RECORD	PCT. RANK	GAMES	SCHEDULE	OF SCHEDULE	RPI	RPI	RPI	RPI
DIV. I ONLY	4- 8	252	3- 6	158	242	241	241	29	29	
DIV. I NON-CONF.	2- 7	290	1- 6	70	193	241	241	29	29	
TOTALS	RPI 1-25	RPI 26-50	W-L RECORDS	RPI 51-100	RPI 101-150	RPI 150+				
4- 8	0- 0	0- 2	OVERALL	0- 1	0- 3	4- 2				
4- 1	0- 0	0- 0	HOME	0- 0	0- 1	4- 0				
0- 7	0- 0	0- 2	AWAY	0- 1	0- 2	0- 2				
0- 0	0- 0	0- 0	NEUTRAL	0- 0	0- 0	0- 0				
2- 7	0- 0	0- 2	NON-CONFERENCE	0- 1	0- 3	2- 1				
2- 1	0- 0	0- 0	HOME	0- 0	0- 1	2- 0				
0- 6	0- 0	0- 2	AWAY	0- 1	0- 2	0- 1				
0- 0	0- 0	0- 0	NEUTRAL	0- 0	0- 0	0- 0				
2- 1	0- 0	0- 0	CONFERENCE	0- 0	0- 0	2- 1				
2- 0	0- 0	0- 0	HOME	0- 0	0- 0	2- 0				
0- 1	0- 0	0- 0	AWAY	0- 0	0- 0	0- 1				
0- 0	0- 0	0- 0	NEUTRAL	0- 0	0- 0	0- 0				

RPI S	Opponent	Score	RPI S	Opponent	Score	RPI S	Opponent	Score	RPI S	Opponent	Score	Team's RPI: 241
26	A Minnesota	60 109	94	A Ole Miss	71 79	113	A Auburn	44 72				
31	A Mississippi St.	36 97				121	A LSU	42 75				
						133	H La.-Lafayette	60 71				
						164	A Troy	78 80				
						203	A Stephen F. Austin	71 78				
						283	H Houston Baptist	67 59				
						312	H Sam Houston St.	78 76				
						316	H Southern U.	79 76				
						319	H Florida A&M	69 67				
LAST 12 Division I GAMES:												
203	A Stephen F. Austin	71 78	283	H Houston Baptist	67 59							
94	A Ole Miss	71 79	312	H Sam Houston St.	78 76							
319	H Florida A&M	69 67	133	H La.-Lafayette	60 71							
121	A LSU	42 75	164	A Troy	78 80							
31	A Mississippi St.	36 97	316	H Southern U.	79 76							
113	A Auburn	44 72	26	A Minnesota	60 109							

Non-Div I Games: William Carey 62 35 Mobile 74 47

Southeastern La.

Loss, Non-Conf, S Site, H Home A Away N Neutral

Average RPI Win:	167	WON-LOST	WINNING	LAST 10	STRENGTH OF	OPP. STRENGTH	TEAM	ADJ.	CONF.	ADJ CONF.
Average RPI Loss:	42	RECORD	PCT. RANK	GAMES	SCHEDULE	OF SCHEDULE	RPI	RPI	RPI	RPI
DIV. I ONLY	11- 5	72	6- 4	61	37	53	53	5	5	
DIV. I NON-CONF.	8- 3	71	5- 2	69	77	41	41	3	3	
TOTALS	RPI 1-25	RPI 26-50	W-L RECORDS	RPI 51-100	RPI 101-150	RPI 150+				
11- 5	0- 2	2- 0	OVERALL	1- 3	2- 0	6- 0				
5- 3	0- 1	1- 0	HOME	0- 2	2- 0	2- 0				
5- 2	0- 1	1- 0	AWAY	1- 1	0- 0	3- 0				
1- 0	0- 0	0- 0	NEUTRAL	0- 0	0- 0	1- 0				
8- 3	0- 1	2- 0	NON-CONFERENCE	0- 2	1- 0	5- 0				
4- 1	0- 0	1- 0	HOME	0- 1	1- 0	2- 0				
3- 2	0- 1	1- 0	AWAY	0- 1	0- 0	2- 0				
1- 0	0- 0	0- 0	NEUTRAL	0- 0	0- 0	1- 0				
3- 2	0- 1	0- 0	CONFERENCE	1- 1	1- 0	1- 0				
1- 2	0- 1	0- 0	HOME	0- 1	1- 0	0- 0				
2- 0	0- 0	0- 0	AWAY	1- 0	0- 0	1- 0				
0- 0	0- 0	0- 0	NEUTRAL	0- 0	0- 0	0- 0				

RPI 1-25				RPI 26-50				RPI 51-100 Team's RPI: 53				RPI 101+			
RPI	S	Opponent	Score	RPI	S	Opponent	Score	RPI	S	Opponent	Score	RPI	S	Opponent	Score
7	A	South Carolina	61 70	30	H	Fresno St.	68 50	60	H	UCLA	52 59	107	H	CSUN	85 74
13	H	Oregon St.	66 76	45	A	Long Beach St.	90 85	62	A	St. Mary's (CA)	58 64	134	H	Oregon	70 54
								68	H	Oklahoma St.	62 66	184	H	Sacramento St.	101 99
								98	A	Colorado	81 61	204	A	SMU	64 57
												215	A	Utah	46 43
												227	A	Davidson	99 64
												281	H	Loyola Marymount	96 54
												312	N	Sam Houston St.	88 67
LAST 12 Division I GAMES:															
13	H	Oregon St.	66 76	215	A	Utah	46 43								
134	H	Oregon	70 54	98	A	Colorado	81 61								
60	H	UCLA	52 59	107	H	CSUN	85 74								
68	H	Oklahoma St.	62 66	62	A	St. Mary's (CA)	58 64								
281	H	Loyola Marymount	96 54	204	A	SMU	64 57								
184	H	Sacramento St.	101 99	312	N	Sam Houston St.	88 67								

Non-Div I Games:

Southern California

■ Loss, 
 ■ Non-Conf, 
 S Site, 
 ■ Home 
 ■ Away 
 N Neutral

Average RPI Win: 228		WON-LOST	WINNING	LAST 10	STRENGTH OF	OPP. STRENGTH	TEAM	ADJ.	CONF.	ADJ CONF.
Average RPI Loss: 102		RECORD	PCT. RANK	GAMES	SCHEDULE	OF SCHEDULE	RPI	RPI	RPI	RPI
DIV. I ONLY		8- 6	129	5- 5	199	178	137	137	16	16
DIV. I NON-CONF.		7- 4	108	6- 3	150	209	106	106	15	15
TOTALS	RPI 1-25	RPI 26-50		W-L RECORDS		RPI 51-100	RPI 101-150	RPI 150+		
8- 6	0- 1	0- 0		OVERALL		0- 2	2- 2	6- 1		
4- 1	0- 0	0- 0		HOME		0- 1	2- 0	2- 0		
4- 3	0- 0	0- 0		AWAY		0- 0	0- 2	4- 1		
0- 2	0- 1	0- 0		NEUTRAL		0- 1	0- 0	0- 0		
7- 4	0- 1	0- 0		NON-CONFERENCE		0- 2	2- 0	5- 1		
4- 1	0- 0	0- 0		HOME		0- 1	2- 0	2- 0		
3- 1	0- 0	0- 0		AWAY		0- 0	0- 0	3- 1		
0- 2	0- 1	0- 0		NEUTRAL		0- 1	0- 0	0- 0		
1- 2	0- 0	0- 0		CONFERENCE		0- 0	0- 2	1- 0		
0- 0	0- 0	0- 0		HOME		0- 0	0- 0	0- 0		
1- 2	0- 0	0- 0		AWAY		0- 0	0- 2	1- 0		
0- 0	0- 0	0- 0		NEUTRAL		0- 0	0- 0	0- 0		

RPI 1-25				RPI 26-50				RPI 51-100				RPI 101+				Team's RPI: 137	
RPI	S	Opponent	Score	RPI	S	Opponent	Score	RPI	S	Opponent	Score	RPI	S	Opponent	Score		
13	N	Oregon St.	55 71					67	H	Illinois	42 86	127	A	UNI	70 79		
								99	N	Toledo	48 64	139	H	Memphis	82 75		
												142	H	Mercer	67 52		
												144	A	Drake	66 81		
												162	A	Wright St.	50 70		
												196	A	UT Martin	87 78		
												209	A	Morehead St.	75 66		
												220	A	Austin Peay	75 65		
												299	H	Southeast Mo. St.	78 62		
												310	A	Illinois St.	65 56		
												311	H	Murray St.	78 63		
LAST 12 Division I GAMES:																	
310	A	Illinois St.	65 56	144	A	Drake	66 81										
209	A	Morehead St.	75 66	127	A	UNI	70 79										
99	N	Toledo	48 64	67	H	Illinois	42 86										
13	N	Oregon St.	55 71	142	H	Mercer	67 52										
311	H	Murray St.	78 63	299	H	Southeast Mo. St.	78 62										
220	A	Austin Peay	75 65	139	H	Memphis	82 75										

Non-Div I Games:

Southern Ill.

■ Loss, ■ Non-Conf, S Site, H Home A Away N Neutral

Average RPI Win:	260	WON-LOST	WINNING	LAST 10	STRENGTH OF	OPP. STRENGTH	TEAM	ADJ.	CONF.	ADJ CONF.
Average RPI Loss:	118	RECORD	PCT. RANK	GAMES	SCHEDULE	OF SCHEDULE	RPI	RPI	RPI	RPI
DIV. I ONLY	8- 5	110	6- 4	250	243	163	163	18	18	
DIV. I NON-CONF.	6- 4	131	5- 4	261	221	163	163	18	18	
TOTALS	RPI 1-25	RPI 26-50	W-L RECORDS	RPI 51-100	RPI 101-150	RPI 150+				
8- 5	0- 1	0- 1	OVERALL	0- 1	1- 0	7- 2				
5- 2	0- 0	0- 1	HOME	0- 0	0- 0	5- 1				
3- 3	0- 1	0- 0	AWAY	0- 1	1- 0	2- 1				
0- 0	0- 0	0- 0	NEUTRAL	0- 0	0- 0	0- 0				
6- 4	0- 1	0- 1	NON-CONFERENCE	0- 1	0- 0	6- 1				
4- 1	0- 0	0- 1	HOME	0- 0	0- 0	4- 0				
2- 3	0- 1	0- 0	AWAY	0- 1	0- 0	2- 1				
0- 0	0- 0	0- 0	NEUTRAL	0- 0	0- 0	0- 0				
2- 1	0- 0	0- 0	CONFERENCE	0- 0	1- 0	1- 1				
1- 1	0- 0	0- 0	HOME	0- 0	0- 0	1- 1				
1- 0	0- 0	0- 0	AWAY	0- 0	1- 0	0- 0				
0- 0	0- 0	0- 0	NEUTRAL	0- 0	0- 0	0- 0				

RPI 1-25				RPI 26-50				RPI 51-100				RPI 101+ Team's RPI: 163			
RPI	S	Opponent	Score	RPI	S	Opponent	Score	RPI	S	Opponent	Score	RPI	S	Opponent	Score
15	A	FGCU	62 78	31	H	Mississippi St.	46 73	94	A	Ole Miss	66 68	147	A	Louisiana Tech	79 77
												208	A	McNeese St.	55 57
												220	H	Austin Peay	80 71
												232	H	N.C. A&T	72 48
												243	H	UTEP	59 71
												249	A	Nicholls St.	89 57
												265	H	UTSA	69 60
												308	H	Tennessee Tech	80 58
												328	A	South Ala.	64 53
												333	H	Mississippi Val.	69 51
LAST 12 Division I GAMES:															
147	A	Louisiana Tech	79 77	243	H	UTEP	59 71								
249	A	Nicholls St.	89 57	265	H	UTSA	69 60								
94	A	Ole Miss	66 68	232	H	N.C. A&T	72 48								
31	H	Mississippi St.	46 73	220	H	Austin Peay	80 71								
15	A	FGCU	62 78	208	A	McNeese St.	55 57								
308	H	Tennessee Tech	80 58	333	H	Mississippi Val.	69 51								

Non-Div I Games: William Carey 98 45

Southern Miss.

■ Loss, 
 ■ Non-Conf, S Site, 
 ■ Home 
 ■ Away 
 N Neutral

Average RPI Win:	274	WON-LOST	WINNING	LAST 10	STRENGTH OF	OPP. STRENGTH	TEAM	ADJ.	CONF.	ADJ CONF.
Average RPI Loss:	160	RECORD	PCT. RANK	GAMES	SCHEDULE	OF SCHEDULE	RPI	RPI	RPI	RPI
DIV. I ONLY	2- 10	319	0- 1	244	161	316	316	33	33	
DIV. I NON-CONF.	1- 8	322	0- 1	119	147	280	280	30	30	
TOTALS	RPI 1-25	RPI 26-50	W-L RECORDS	RPI 51-100	RPI 101-150	RPI 150+				
2- 10	0- 1	0- 1	OVERALL	0- 2	0- 0	2- 6				
2- 1	0- 0	0- 0	HOME	0- 0	0- 0	2- 1				
0- 8	0- 1	0- 1	AWAY	0- 2	0- 0	0- 4				
0- 1	0- 0	0- 0	NEUTRAL	0- 0	0- 0	0- 1				
1- 8	0- 1	0- 1	NON-CONFERENCE	0- 2	0- 0	1- 4				
1- 0	0- 0	0- 0	HOME	0- 0	0- 0	1- 0				
0- 7	0- 1	0- 1	AWAY	0- 2	0- 0	0- 3				
0- 1	0- 0	0- 0	NEUTRAL	0- 0	0- 0	0- 1				
1- 2	0- 0	0- 0	CONFERENCE	0- 0	0- 0	1- 2				
1- 1	0- 0	0- 0	HOME	0- 0	0- 0	1- 1				
0- 1	0- 0	0- 0	AWAY	0- 0	0- 0	0- 1				
0- 0	0- 0	0- 0	NEUTRAL	0- 0	0- 0	0- 0				

RPI 1-25				RPI 26-50				RPI 51-100				RPI 101+ Team's RPI: 316			
RPI	S	Opponent	Score	RPI	S	Opponent	Score	RPI	S	Opponent	Score	RPI	S	Opponent	Score
12	A	Texas	42 80	26	A	Minnesota	62 107	67	A	Illinois	42 62	169	A	Arizona	45 56
								94	A	Ole Miss	68 91	188	A	Florida	49 78
												228	H	Prairie View	67 51
												241	A	Southeastern La.	76 79
												260	H	Texas Southern	48 62
												263	A	Grambling	56 57
												276	N	Ga. Southern	52 68
												319	H	Florida A&M	80 69
LAST 12 Division I GAMES:															
260	H	Texas Southern	48 62	276	N	Ga. Southern	52 68								
228	H	Prairie View	67 51	263	A	Grambling	56 57								
188	A	Florida	49 78	26	A	Minnesota	62 107								
319	H	Florida A&M	80 69	67	A	Illinois	42 62								
169	A	Arizona	45 56	94	A	Ole Miss	68 91								
12	A	Texas	42 80	241	A	Southeastern La.	76 79								

Non-Div I Games: Mobile 85 50

Southern U.

■ Loss, 
 ■ Non-Conf, 
 ■ S Site, 
 ■ H Home 
 ■ A Away 
 N Neutral

Season's Team				Through Games of Jan. 11, 1918						
Average RPI Win:	276	WON-LOST	WINNING	LAST 10	STRENGTH OF	OPP. STRENGTH	TEAM	ADJ.	CONF.	ADJ CONF.
Average RPI Loss:	128	RECORD	PCT. RANK	GAMES	SCHEDULE	OF SCHEDULE	RPI	RPI	RPI	RPI
DIV. I ONLY	7- 4	102	5- 4	318	230	224	224	22	22	
DIV. I NON-CONF.	5- 3	123	4- 3	296	233	193	193	21	21	
TOTALS	RPI 1-25		RPI 26-50	W-L RECORDS	RPI 51-100		RPI 101-150		RPI 150+	
7- 4	0- 0		0- 1	OVERALL	0- 1		1- 0		6- 2	
5- 2	0- 0		0- 0	HOME	0- 0		1- 0		4- 2	
2- 1	0- 0		0- 1	AWAY	0- 0		0- 0		2- 0	
0- 1	0- 0		0- 0	NEUTRAL	0- 1		0- 0		0- 0	
5- 3	0- 0		0- 1	NON-CONFERENCE	0- 1		1- 0		4- 1	
3- 1	0- 0		0- 0	HOME	0- 0		1- 0		2- 1	
2- 1	0- 0		0- 1	AWAY	0- 0		0- 0		2- 0	
0- 1	0- 0		0- 0	NEUTRAL	0- 1		0- 0		0- 0	
2- 1	0- 0		0- 0	CONFERENCE	0- 0		0- 0		2- 1	
2- 1	0- 0		0- 0	HOME	0- 0		0- 0		2- 1	
0- 0	0- 0		0- 0	AWAY	0- 0		0- 0		0- 0	
0- 0	0- 0		0- 0	NEUTRAL	0- 0		0- 0		0- 0	

RPI 1-25				RPI 26-50				RPI 51-100				RPI 101+				Team's RPI:	224
RPI	S	Opponent	Score	RPI	S	Opponent	Score	RPI	S	Opponent	Score	RPI	S	Opponent	Score		
				43	A	Gonzaga	51 70	91	N	UC Davis	53 76	124	H	Boise St.	66 64		
												184	H	Sacramento St.	67 69		
												194	H	New Mexico St.	64 81		
												233	H	Portland St.	86 74		
												248	H	UNLV	93 84		
												315	H	Northern Ariz.	63 53		
												331	A	Utah Valley	76 72		
												331	H	Utah Valley	66 61		
												347	A	Air Force	73 57		
LAST 12 Division I GAMES:																	
				184	H	Sacramento St.	67 69	315	H	Northern Ariz.	63 53						
				233	H	Portland St.	86 74	331	H	Utah Valley	66 61						
				194	H	New Mexico St.	64 81	347	A	Air Force	73 57						
				43	A	Gonzaga	51 70	331	A	Utah Valley	76 72						
				248	H	UNLV	93 84	124	H	Boise St.	66 64						
				91	N	UC Davis	53 76										

Non-Div I Games:	N.M. Highlands	82	64	Westminster (UT)	74	72
------------------	----------------	----	----	------------------	----	----

Southern Utah

■ Loss, ■ Non-Conf, S Site, H Home A Away N Neutral

## St. Bonaventure

Through Games Of Jan. 11, 2015

Average RPI Win:	<b>232</b>	WON-LOST	WINNING	LAST 10	STRENGTH OF	OPP. STRENGTH	TEAM	ADJ.	CONF.	ADJ CONF.
Average RPI Loss:	<b>94</b>	RECORD	PCT. RANK	GAMES	SCHEDULE	OF SCHEDULE	RPI	RPI	RPI	RPI
DIV. I ONLY	11- 5	72	7- 3	274	149	112	112	6	6	
DIV. I NON-CONF.	10- 3	53	8- 1	314	171	97	97	6	6	
TOTALS	RPI 1-25	RPI 26-50	W-L RECORDS	RPI 51-100	RPI 101-150	RPI 150+				
11- 5	0- 0	0- 1	OVERALL	1- 2	0- 1	10- 1				
5- 1	0- 0	0- 0	HOME	0- 1	0- 0	5- 0				
5- 4	0- 0	0- 1	AWAY	0- 1	0- 1	5- 1				
1- 0	0- 0	0- 0	NEUTRAL	1- 0	0- 0	0- 0				
10- 3	0- 0	0- 1	NON-CONFERENCE	1- 1	0- 0	9- 1				
4- 0	0- 0	0- 0	HOME	0- 0	0- 0	4- 0				
5- 3	0- 0	0- 1	AWAY	0- 1	0- 0	5- 1				
1- 0	0- 0	0- 0	NEUTRAL	1- 0	0- 0	0- 0				
1- 2	0- 0	0- 0	CONFERENCE	0- 1	0- 1	1- 0				
1- 1	0- 0	0- 0	HOME	0- 1	0- 0	1- 0				
0- 1	0- 0	0- 0	AWAY	0- 0	0- 1	0- 0				
0- 0	0- 0	0- 0	NEUTRAL	0- 0	0- 0	0- 0				

RPI 1-25				RPI 26-50				RPI 51-100				RPI 101+				Team's RPI: 112	
RPI	S	Opponent	Score	RPI	S	Opponent	Score	RPI	S	Opponent	Score	RPI	S	Opponent	Score		
				28	A	James Madison	43 76	75	N	Drexel	43 32	101	A	Richmond	61 67		
								76	H	Fordham	49 56	165	H	Massachusetts	65 53		
								99	A	Toledo	58 64	166	A	Buffalo	44 51		
												173	A	Niagara	72 60		
												242	A	Penn St.	56 54		
												246	H	Canisius	62 46		
												254	A	Brown	58 56		
												269	H	Colgate	65 49		
												275	A	Georgetown	70 64		
												284	A	Detroit	68 56		
												286	H	Binghamton	72 54		
												287	H	UNC Greensboro	78 60		
LAST 12 Division I GAMES:																	
				275	A	Georgetown	70 64	76	H	Fordham	49 56						
				173	A	Niagara	72 60	101	A	Richmond	61 67						
				287	H	UNC Greensboro	78 60	165	H	Massachusetts	65 53						
				166	A	Buffalo	44 51	269	H	Colgate	65 49						
				254	A	Brown	58 56	286	H	Binghamton	72 54						
				75	N	Drexel	43 32	242	A	Penn St.	56 54						

Non-Div I Games:

St. Bonaventure

■ Loss, 
 ■ Non-Conf, 
 ■ S Site, 
 ■ H Home 
 ■ A Away 
 N Neutral



Average RPI Win:	310	WON-LOST	WINNING	LAST 10	STRENGTH OF	OPP. STRENGTH	TEAM	ADJ.	CONF.	ADJ CONF.
Average RPI Loss:	179	RECORD	PCT. RANK	GAMES	SCHEDULE	OF SCHEDULE	RPI	RPI	RPI	RPI
DIV. I ONLY	3- 12	309	2- 8	289	320	330	330	28	28	
DIV. I NON-CONF.	3- 9	281	2- 7	299	301	322	322	28	28	
TOTALS	RPI 1-25	RPI 26-50	W-L RECORDS	RPI 51-100	RPI 101-150	RPI 150+				
3- 12	0- 0	0- 0	OVERALL	0- 2	0- 4	3- 6				
1- 4	0- 0	0- 0	HOME	0- 1	0- 2	1- 1				
0- 6	0- 0	0- 0	AWAY	0- 1	0- 0	0- 5				
2- 2	0- 0	0- 0	NEUTRAL	0- 0	0- 2	2- 0				
3- 9	0- 0	0- 0	NON-CONFERENCE	0- 2	0- 3	3- 4				
1- 3	0- 0	0- 0	HOME	0- 1	0- 1	1- 1				
0- 4	0- 0	0- 0	AWAY	0- 1	0- 0	0- 3				
2- 2	0- 0	0- 0	NEUTRAL	0- 0	0- 2	2- 0				
0- 3	0- 0	0- 0	CONFERENCE	0- 0	0- 1	0- 2				
0- 1	0- 0	0- 0	HOME	0- 0	0- 1	0- 0				
0- 2	0- 0	0- 0	AWAY	0- 0	0- 0	0- 2				
0- 0	0- 0	0- 0	NEUTRAL	0- 0	0- 0	0- 0				

RPI	S	Opponent	Score	RPI	S	Opponent	Score	RPI	S	Opponent	Score	RPI	S	Opponent	Score	Team's RPI: 330
70	H	Georgia Tech	59	65	71	A	Albany (NY)	47	90	119	N	Saint Joseph's	42	64		
										135	H	Bryant	53	65		
										138	H	Lafayette	51	73		
										140	N	North Dakota	63	70		
										191	A	Army	55	61		
										200	A	Sacred Heart	55	71		
										217	A	NJIT	50	57		
										244	H	Stony Brook	57	55		
										245	A	UMass Lowell	62	64		
										309	H	Vermont	61	63		
										317	A	Mt. St. Mary's	48	56		
										341	N	Rider	71	60		
										344	N	Saint Peter's	48	36		
LAST 12 Division I GAMES:																
245	A	UMass Lowell	62	64	317	A	Mt. St. Mary's	48	56							
70	H	Georgia Tech	59	65	135	H	Bryant	53	65							
309	H	Vermont	61	63	200	A	Sacred Heart	55	71							
191	A	Army	55	61	344	N	Saint Peter's	48	36							
138	H	Lafayette	51	73	119	N	Saint Joseph's	42	64							
244	H	Stony Brook	57	55	217	A	NJIT	50	57							

Non-Div I Games:

St. Francis Brooklyn

Average RPI Win:	162	WON-LOST	WINNING	LAST 10	STRENGTH OF	OPP. STRENGTH	TEAM	ADJ.	CONF.	ADJ CONF.
Average RPI Loss:	58	RECORD	PCT. RANK	GAMES	SCHEDULE	OF SCHEDULE	RPI	RPI	RPI	RPI
DIV. I ONLY	13- 3	30	0- 1	71	78	49	49	9	9	
DIV. I NON-CONF.	9- 2	36	0- 1	77	117	43	43	8	8	
TOTALS	RPI 1-25	RPI 26-50	W-L RECORDS	RPI 51-100	RPI 101-150	RPI 150+				
13- 3	1- 1	1- 0	OVERALL	1- 1	3- 1	7- 0				
8- 2	0- 0	1- 0	HOME	0- 1	2- 1	5- 0				
5- 0	1- 0	0- 0	AWAY	1- 0	1- 0	2- 0				
0- 1	0- 1	0- 0	NEUTRAL	0- 0	0- 0	0- 0				
9- 2	1- 1	0- 0	NON-CONFERENCE	0- 1	2- 0	6- 0				
6- 1	0- 0	0- 0	HOME	0- 1	1- 0	5- 0				
3- 0	1- 0	0- 0	AWAY	0- 0	1- 0	1- 0				
0- 1	0- 1	0- 0	NEUTRAL	0- 0	0- 0	0- 0				
4- 1	0- 0	1- 0	CONFERENCE	1- 0	1- 1	1- 0				
2- 1	0- 0	1- 0	HOME	0- 0	1- 1	0- 0				
2- 0	0- 0	0- 0	AWAY	1- 0	0- 0	1- 0				
0- 0	0- 0	0- 0	NEUTRAL	0- 0	0- 0	0- 0				

RPI 1-25				RPI 26-50				Team's RPI: 49	RPI 51-100				RPI 101+			
RPI	S	Opponent	Score	RPI	S	Opponent	Score		RPI	S	Opponent	Score	RPI	S	Opponent	Score
4	N	UConn	54 70	36	H	Seton Hall	59 50		64	H	Indiana St.	67 73	105	H	Butler	50 55
21	A	South Fla.	55 52						97	A	Creighton	61 38	113	H	Auburn	56 49
													120	H	Xavier	65 42
													143	A	Yale	61 50
													156	A	Marist	49 48
													188	H	Florida	72 66
													212	H	UCF	62 48
													216	A	Providence	68 52
													217	H	NJIT	66 42
													286	H	Binghamton	67 51
													295	H	Wagner	71 49
LAST 12 Division I GAMES:																
4	N	UConn	54 70	64	H	Indiana St.	67 73									
36	H	Seton Hall	59 50	97	A	Creighton	61 38									
216	A	Providence	68 52	105	H	Butler	50 55									
113	H	Auburn	56 49	21	A	South Fla.	55 52									
217	H	NJIT	66 42	120	H	Xavier	65 42									
212	H	UCF	62 48	295	H	Wagner	71 49									

Non-Div I Games:

St. John's (NY)

## St. Mary's (CA)

Through Games Of Jan. 11, 2015

Average RPI Win:	160	WON-LOST	WINNING	LAST 10	STRENGTH OF	OPP. STRENGTH	TEAM	ADJ.	CONF.	ADJ CONF.
Average RPI Loss:	59	RECORD	PCT. RANK	GAMES	SCHEDULE	OF SCHEDULE	RPI	RPI	RPI	RPI
DIV. I ONLY	11- 5	72	6- 4	82	47	62	62	7	7	
DIV. I NON-CONF.	7- 4	108	4- 3	41	39	54	54	7	7	
TOTALS	RPI 1-25	RPI 26-50	W-L RECORDS	RPI 51-100	RPI 101-150	RPI 150+				
11- 5	0- 1	1- 1	OVERALL	2- 2	3- 1	5- 0				
7- 2	0- 0	1- 0	HOME	1- 1	2- 1	3- 0				
4- 3	0- 1	0- 1	AWAY	1- 1	1- 0	2- 0				
0- 0	0- 0	0- 0	NEUTRAL	0- 0	0- 0	0- 0				
7- 4	0- 1	1- 1	NON-CONFERENCE	2- 1	1- 1	3- 0				
5- 1	0- 0	1- 0	HOME	1- 0	1- 1	2- 0				
2- 3	0- 1	0- 1	AWAY	1- 1	0- 0	1- 0				
0- 0	0- 0	0- 0	NEUTRAL	0- 0	0- 0	0- 0				
4- 1	0- 0	0- 0	CONFERENCE	0- 1	2- 0	2- 0				
2- 1	0- 0	0- 0	HOME	0- 1	1- 0	1- 0				
2- 0	0- 0	0- 0	AWAY	0- 0	1- 0	1- 0				
0- 0	0- 0	0- 0	NEUTRAL	0- 0	0- 0	0- 0				

RPI 1-25				RPI 26-50				RPI 51-100 Team's RPI: 62				RPI 101+			
RPI	S	Opponent	Score	RPI	S	Opponent	Score	RPI	S	Opponent	Score	RPI	S	Opponent	Score
17	A	George Washington	52 70	30	A	Fresno St.	56 60	53	H	Southern California	64 58	106	H	Boston College	72 82
				50	H	Iowa St.	67 63	55	H	Pacific	86 88	107	H	CSUN	73 63
								88	A	Virginia	49 62	145	H	Pepperdine	73 68
								91	A	UC Davis	57 55	149	A	San Francisco	68 66
												184	H	Sacramento St.	99 91
												185	A	Santa Clara	62 61
												202	A	Cal Poly	65 64
												281	H	Loyola Marymount	72 71
												313	H	Howard	80 55
LAST 12 Division I GAMES:															
149	A	San Francisco	68 66	55	H	Pacific	86 88								
185	A	Santa Clara	62 61	281	H	Loyola Marymount	72 71								
17	A	George Washington	52 70	145	H	Pepperdine	73 68								
88	A	Virginia	49 62	53	H	Southern California	64 58								
202	A	Cal Poly	65 64	107	H	CSUN	73 63								
30	A	Fresno St.	56 60	50	H	Iowa St.	67 63								

Non-Div I Games:

St. Mary's (CA)

■ Loss, 
 ■ Non-Conf, 
 ■ S Site, 
 ■ Home 
 ■ A Away 
 N Neutral

Average RPI Win: 141		WON-LOST	WINNING	LAST 10	STRENGTH OF	OPP. STRENGTH	TEAM	ADJ.	CONF.	ADJ CONF.
Average RPI Loss: 16		RECORD	PCT. RANK	GAMES	SCHEDULE	OF SCHEDULE	RPI	RPI	RPI	RPI
DIV. I ONLY		12- 4	50	8- 2	32	8	32	32	5	5
DIV. I NON-CONF.		8- 4	92	5- 3	55	9	52	52	3	3
TOTALS		RPI 1-25	RPI 26-50		W-L RECORDS		RPI 51-100	RPI 101-150	RPI 150+	
12- 4		2- 3	0- 1		OVERALL		3- 0	1- 0	6- 0	
7- 1		1- 1	0- 0		HOME		2- 0	1- 0	3- 0	
4- 2		1- 1	0- 1		AWAY		1- 0	0- 0	2- 0	
1- 1		0- 1	0- 0		NEUTRAL		0- 0	0- 0	1- 0	
8- 4		1- 3	0- 1		NON-CONFERENCE		1- 0	1- 0	5- 0	
5- 1		1- 1	0- 0		HOME		1- 0	1- 0	2- 0	
2- 2		0- 1	0- 1		AWAY		0- 0	0- 0	2- 0	
1- 1		0- 1	0- 0		NEUTRAL		0- 0	0- 0	1- 0	
4- 0		1- 0	0- 0		CONFERENCE		2- 0	0- 0	1- 0	
2- 0		0- 0	0- 0		HOME		1- 0	0- 0	1- 0	
2- 0		1- 0	0- 0		AWAY		1- 0	0- 0	0- 0	
0- 0		0- 0	0- 0		NEUTRAL		0- 0	0- 0	0- 0	

RPI 1-25				RPI 26-50				Team's RPI: 32	RPI 51-100				RPI 101+			
RPI	S	Opponent	Score	RPI	S	Opponent	Score		RPI	S	Opponent	Score	RPI	S	Opponent	Score
2	A	Tennessee	40 59	41	A	Chattanooga	46 54		56	A	Washington St.	86 76	106	H	Boston College	96 63
4	H	UConn	88 86						91	H	UC Davis	71 59	152	A	Hawaii	86 73
10	N	North Carolina	54 70						98	H	Colorado	62 55	185	H	Santa Clara	82 43
12	H	Texas	81 87										192	A	New Mexico	70 65
23	A	Washington	60 56										215	H	Utah	55 44
													228	N	Prairie View	88 45
													343	H	UC Santa Barbara	90 34
LAST 12 Division I GAMES:																
98	H	Colorado	62 55	56	A	Washington St.	86 76		23	A	Washington	60 56				
343	H	UC Santa Barbara	90 34						215	H	Utah	55 44				
91	H	UC Davis	71 59						228	N	Prairie View	88 45				
2	A	Tennessee	40 59						152	A	Hawaii	86 73				
41	A	Chattanooga	46 54						10	N	North Carolina	54 70				
185	H	Santa Clara	82 43													

Non-Div I Games:

Stanford

Average RPI Win:	226	WON-LOST	WINNING	LAST 10	STRENGTH OF	OPP. STRENGTH	TEAM	ADJ.	CONF.	ADJ CONF.
Average RPI Loss:	156	RECORD	PCT. RANK	GAMES	SCHEDULE	OF SCHEDULE	RPI	RPI	RPI	RPI
DIV. I ONLY	6- 5	144	4- 4	286	131	203	203	29	29	
DIV. I NON-CONF.	4- 4	158	3- 3	276	118	240	240	29	29	
TOTALS	RPI 1-25	RPI 26-50	W-L RECORDS	RPI 51-100	RPI 101-150	RPI 150+				
6- 5	0- 1	0- 0	OVERALL	0- 0	0- 2	6- 2				
4- 1	0- 0	0- 0	HOME	0- 0	0- 1	4- 0				
2- 2	0- 1	0- 0	AWAY	0- 0	0- 0	2- 1				
0- 2	0- 0	0- 0	NEUTRAL	0- 0	0- 1	0- 1				
4- 4	0- 1	0- 0	NON-CONFERENCE	0- 0	0- 2	4- 1				
3- 1	0- 0	0- 0	HOME	0- 0	0- 1	3- 0				
1- 1	0- 1	0- 0	AWAY	0- 0	0- 0	1- 0				
0- 2	0- 0	0- 0	NEUTRAL	0- 0	0- 1	0- 1				
2- 1	0- 0	0- 0	CONFERENCE	0- 0	0- 0	2- 1				
1- 0	0- 0	0- 0	HOME	0- 0	0- 0	1- 0				
1- 1	0- 0	0- 0	AWAY	0- 0	0- 0	1- 1				
0- 0	0- 0	0- 0	NEUTRAL	0- 0	0- 0	0- 0				

RPI 1-25				RPI 26-50				RPI 51-100				RPI 101+ Team's RPI: 203			
RPI	S	Opponent	Score	RPI	S	Opponent	Score	RPI	S	Opponent	Score	RPI	S	Opponent	Score
8	A	Baylor	57 96									116	N	UC Riverside	62 90
												147	H	Louisiana Tech	69 76
												169	H	Arizona	72 60
												208	A	McNeese St.	67 73
												228	H	Prairie View	83 73
												230	A	Central Ark.	73 46
												234	H	La.-Monroe	82 54
												241	H	Southeastern La.	78 71
												253	A	Rice	70 59
												303	N	Boston U.	57 62
LAST 12 Division I GAMES:															
169	H	Arizona	72 60	230	A	Central Ark.	73 46								
8	A	Baylor	57 96	241	H	Southeastern La.	78 71								
253	A	Rice	70 59	208	A	McNeese St.	67 73								
303	N	Boston U.	57 62	228	H	Prairie View	83 73								
116	N	UC Riverside	62 90	147	H	Louisiana Tech	69 76								
234	H	La.-Monroe	82 54												

Non-Div I Games: Southern Ark. 73 50 St. Edward's 65 56 Tex. A&M-Kingsville 90 50

Stephen F. Austin

Average RPI Win:	211	WON-LOST	WINNING	LAST 10	STRENGTH OF	OPP. STRENGTH	TEAM	ADJ.	CONF.	ADJ CONF.
Average RPI Loss:	58	RECORD	PCT. RANK	GAMES	SCHEDULE	OF SCHEDULE	RPI	RPI	RPI	RPI
DIV. I ONLY	9- 4	68	5- 3	100	100	51	51	13	13	
DIV. I NON-CONF.	9- 3	60	6- 3	151	126	57	57	13	13	
TOTALS	RPI 1-25	RPI 26-50	W-L RECORDS	RPI 51-100	RPI 101-150	RPI 150+				
9- 4	0- 3	0- 0	OVERALL	1- 0	0- 0	8- 1				
4- 0	0- 0	0- 0	HOME	0- 0	0- 0	4- 0				
3- 4	0- 3	0- 0	AWAY	1- 0	0- 0	2- 1				
2- 0	0- 0	0- 0	NEUTRAL	0- 0	0- 0	2- 0				
9- 3	0- 2	0- 0	NON-CONFERENCE	1- 0	0- 0	8- 1				
4- 0	0- 0	0- 0	HOME	0- 0	0- 0	4- 0				
3- 3	0- 2	0- 0	AWAY	1- 0	0- 0	2- 1				
2- 0	0- 0	0- 0	NEUTRAL	0- 0	0- 0	2- 0				
0- 1	0- 1	0- 0	CONFERENCE	0- 0	0- 0	0- 0				
0- 0	0- 0	0- 0	HOME	0- 0	0- 0	0- 0				
0- 1	0- 1	0- 0	AWAY	0- 0	0- 0	0- 0				
0- 0	0- 0	0- 0	NEUTRAL	0- 0	0- 0	0- 0				

RPI	S	Opponent	Score
8	A	Baylor	42 96
15	A	FGCU	55 57
21	A	South Fla.	62 78

RPI	S	Opponent	Score

RPI	S	Opponent	Score
64	A	Indiana St.	62 52

RPI	S	Opponent	Score
156	N	Marist	57 50
171	H	Texas St.	75 57
188	A	Florida	54 59
212	A	UCF	67 49
236	A	Valparaiso	73 62
257	N	Utah St.	84 64
264	H	Bethune-Cookman	91 61
268	H	UNCW	72 55
274	H	Campbell	76 63

## LAST 12 Division I GAMES:

274	H	Campbell	76 63	15	A	FGCU	55 57
188	A	Florida	54 59	236	A	Valparaiso	73 62
21	A	South Fla.	62 78	268	H	UNCW	72 55
257	N	Utah St.	84 64	171	H	Texas St.	75 57
8	A	Baylor	42 96	64	A	Indiana St.	62 52
156	N	Marist	57 50	212	A	UCF	67 49

Non-Div I Games: Webber Int'l 90 27 Warner 101 40

Stetson

Loss, Non-Conf, S Site, H Home A Away N Neutral

Average RPI Win:	267	WON-LOST	WINNING	LAST 10	STRENGTH OF	OPP. STRENGTH	TEAM	ADJ.	CONF.	ADJ CONF.
Average RPI Loss:	176	RECORD	PCT. RANK	GAMES	SCHEDULE	OF SCHEDULE	RPI	RPI	RPI	RPI
DIV. I ONLY	8- 7	148	5- 5	316	286	244	244	23	23	
DIV. I NON-CONF.	7- 6	154	5- 5	321	270	230	230	24	24	
TOTALS	RPI 1-25	RPI 26-50	W-L RECORDS	RPI 51-100	RPI 101-150	RPI 150+				
8- 7	0- 1	0- 1	OVERALL	1- 0	1- 0	6- 5				
7- 1	0- 0	0- 0	HOME	1- 0	1- 0	5- 1				
1- 6	0- 1	0- 1	AWAY	0- 0	0- 0	1- 4				
0- 0	0- 0	0- 0	NEUTRAL	0- 0	0- 0	0- 0				
7- 6	0- 1	0- 1	NON-CONFERENCE	1- 0	1- 0	5- 4				
6- 0	0- 0	0- 0	HOME	1- 0	1- 0	4- 0				
1- 6	0- 1	0- 1	AWAY	0- 0	0- 0	1- 4				
0- 0	0- 0	0- 0	NEUTRAL	0- 0	0- 0	0- 0				
1- 1	0- 0	0- 0	CONFERENCE	0- 0	0- 0	1- 1				
1- 1	0- 0	0- 0	HOME	0- 0	0- 0	1- 1				
0- 0	0- 0	0- 0	AWAY	0- 0	0- 0	0- 0				
0- 0	0- 0	0- 0	NEUTRAL	0- 0	0- 0	0- 0				

RPI 1-25				RPI 26-50				RPI 51-100				RPI 101+ Team's RPI: 244			
RPI	S	Opponent	Score	RPI	S	Opponent	Score	RPI	S	Opponent	Score	RPI	S	Opponent	Score
19	A	Duke	42 72	50	A	Iowa St.	64 74	72	H	Western Mich.	59 55	138	H	Lafayette	60 58
												160	H	New Hampshire	52 60
												186	A	Iona	62 73
												191	A	Army	59 68
												277	A	Morgan St.	50 48
												295	A	Wagner	70 76
												309	H	Vermont	60 38
												324	H	Columbia	82 68
												330	A	St. Francis Brooklyn	55 57
												332	H	Norfolk St.	52 46
												336	H	Bradley	79 63
												344	H	Saint Peter's	56 40
LAST 12 Division I GAMES:															
295	A	Wagner	70 76	309	H	Vermont	60 38								
138	H	Lafayette	60 58	160	H	New Hampshire	52 60								
277	A	Morgan St.	50 48	332	H	Norfolk St.	52 46								
50	A	Iowa St.	64 74	72	H	Western Mich.	59 55								
330	A	St. Francis Brooklyn	55 57	19	A	Duke	42 72								
186	A	Iona	62 73	336	H	Bradley	79 63								

Non-Div I Games:

Stony Brook

Average RPI Win:	184	WON-LOST	WINNING	LAST 10	STRENGTH OF	OPP. STRENGTH	TEAM	ADJ.	CONF.	ADJ CONF.
Average RPI Loss:	24	RECORD	PCT. RANK	GAMES	SCHEDULE	OF SCHEDULE	RPI	RPI	RPI	RPI
DIV. I ONLY	11- 5	72	6- 4	43	56	59	59	2	2	
DIV. I NON-CONF.	10- 3	53	6- 3	117	102	61	61	2	2	
TOTALS	RPI 1-25	RPI 26-50	W-L RECORDS	RPI 51-100	RPI 101-150	RPI 150+				
11- 5	0- 4	0- 0	OVERALL	4- 1	1- 0	6- 0				
8- 1	0- 1	0- 0	HOME	2- 0	1- 0	5- 0				
2- 1	0- 1	0- 0	AWAY	1- 0	0- 0	1- 0				
1- 3	0- 2	0- 0	NEUTRAL	1- 1	0- 0	0- 0				
10- 3	0- 2	0- 0	NON-CONFERENCE	3- 1	1- 0	6- 0				
7- 0	0- 0	0- 0	HOME	1- 0	1- 0	5- 0				
2- 0	0- 0	0- 0	AWAY	1- 0	0- 0	1- 0				
1- 3	0- 2	0- 0	NEUTRAL	1- 1	0- 0	0- 0				
1- 2	0- 2	0- 0	CONFERENCE	1- 0	0- 0	0- 0				
1- 1	0- 1	0- 0	HOME	1- 0	0- 0	0- 0				
0- 1	0- 1	0- 0	AWAY	0- 0	0- 0	0- 0				
0- 0	0- 0	0- 0	NEUTRAL	0- 0	0- 0	0- 0				

RPI 1-25				RPI 26-50				RPI 51-100 Team's RPI: 59				RPI 101+			
RPI	S	Opponent	Score	RPI	S	Opponent	Score	RPI	S	Opponent	Score	RPI	S	Opponent	Score
1	H	Notre Dame	74 85					76	H	Fordham	59 42	128	H	Cornell	76 59
7	N	South Carolina	63 67					86	N	East Carolina	69 58	153	H	Central Conn. St.	74 43
8	N	Baylor	72 74					87	N	Michigan St.	76 89	242	H	Penn St.	61 39
19	A	Duke	72 74					88	H	Virginia	70 58	246	H	Canisius	70 37
								89	A	Duquesne	90 84	266	A	Jacksonville	77 61
												309	H	Vermont	94 63
												338	H	N.C. Central	70 25
LAST 12 Division I GAMES:															
128	H	Cornell	76 59	88	H	Virginia	70 58								
87	N	Michigan St.	76 89	19	A	Duke	72 74								
8	N	Baylor	72 74	1	H	Notre Dame	74 85								
246	H	Canisius	70 37	153	H	Central Conn. St.	74 43								
338	H	N.C. Central	70 25	309	H	Vermont	94 63								
242	H	Penn St.	61 39	7	N	South Carolina	63 67								

Non-Div I Games:

Syracuse



Average RPI Win:	215	WON-LOST	WINNING	LAST 10	STRENGTH OF	OPP. STRENGTH	TEAM	ADJ.	CONF.	ADJ CONF.
Average RPI Loss:	72	RECORD	PCT. RANK	GAMES	SCHEDULE	OF SCHEDULE	RPI	RPI	RPI	RPI
DIV. I ONLY	10- 4	64	7- 3	189	135	118	118	4	4	
DIV. I NON-CONF.	8- 3	71	7- 2	320	143	191	191	5	5	
TOTALS	RPI 1-25	RPI 26-50	W-L RECORDS	RPI 51-100	RPI 101-150	RPI 150+				
10- 4	0- 0	1- 2	OVERALL	1- 0	0- 2	8- 0				
9- 1	0- 0	1- 1	HOME	1- 0	0- 0	7- 0				
0- 2	0- 0	0- 1	AWAY	0- 0	0- 1	0- 0				
1- 1	0- 0	0- 0	NEUTRAL	0- 0	0- 1	1- 0				
8- 3	0- 0	0- 2	NON-CONFERENCE	0- 0	0- 1	8- 0				
7- 1	0- 0	0- 1	HOME	0- 0	0- 0	7- 0				
0- 1	0- 0	0- 1	AWAY	0- 0	0- 0	0- 0				
1- 1	0- 0	0- 0	NEUTRAL	0- 0	0- 1	1- 0				
2- 1	0- 0	1- 0	CONFERENCE	1- 0	0- 1	0- 0				
2- 0	0- 0	1- 0	HOME	1- 0	0- 0	0- 0				
0- 1	0- 0	0- 0	AWAY	0- 0	0- 1	0- 0				
0- 0	0- 0	0- 0	NEUTRAL	0- 0	0- 0	0- 0				

RPI	S	Opponent	Score	RPI	S	Opponent	Score	RPI	S	Opponent	Score	RPI	S	Opponent	Score	Team's RPI: 118
29	H	Texas A&M	71 82	68	H	Oklahoma St.	70 66	109	A	Texas Tech	37 52	115	N	Colorado St.	62 76	
34	A	Georgia	53 62					180	N	Missouri St.	82 68	204	H	SMU	73 63	
50	H	Iowa St.	86 84					228	H	Prairie View	56 50	260	H	Texas Southern	69 52	
								262	H	UC Irvine	78 56	283	H	Houston Baptist	87 64	
								302	H	Lamar	72 68	312	H	Sam Houston St.	79 55	
LAST 12 Division I GAMES:																
312	H	Sam Houston St.	79 55	68	H	Oklahoma St.	70 66									
228	H	Prairie View	56 50	50	H	Iowa St.	86 84									
302	H	Lamar	72 68	109	A	Texas Tech	37 52									
29	H	Texas A&M	71 82	262	H	UC Irvine	78 56									
180	N	Missouri St.	82 68	260	H	Texas Southern	69 52									
115	N	Colorado St.	62 76	204	H	SMU	73 63									

Non-Div I Games:

TCU

■ Loss, 
 ■ Non-Conf, 
 ■ S Site, 
 ■ H Home 
 ■ A Away 
 N Neutral

Average RPI Win:	223	WON-LOST	WINNING	LAST 10	STRENGTH OF	OPP. STRENGTH	TEAM	ADJ.	CONF.	ADJ CONF.
Average RPI Loss:	95	RECORD	PCT. RANK	GAMES	SCHEDULE	OF SCHEDULE	RPI	RPI	RPI	RPI
DIV. I ONLY	7- 10	213	4- 6	171	48	175	175	8	8	
DIV. I NON-CONF.	4- 9	243	2- 6	169	52	229	229	9	9	
TOTALS	RPI 1-25	RPI 26-50	W-L RECORDS	RPI 51-100	RPI 101-150	RPI 150+				
7- 10	0- 2	0- 0	OVERALL	0- 4	1- 2	6- 2				
2- 5	0- 2	0- 0	HOME	0- 2	0- 0	2- 1				
3- 4	0- 0	0- 0	AWAY	0- 2	1- 2	2- 0				
2- 1	0- 0	0- 0	NEUTRAL	0- 0	0- 0	2- 1				
4- 9	0- 1	0- 0	NON-CONFERENCE	0- 4	0- 2	4- 2				
1- 4	0- 1	0- 0	HOME	0- 2	0- 0	1- 1				
1- 4	0- 0	0- 0	AWAY	0- 2	0- 2	1- 0				
2- 1	0- 0	0- 0	NEUTRAL	0- 0	0- 0	2- 1				
3- 1	0- 1	0- 0	CONFERENCE	0- 0	1- 0	2- 0				
1- 1	0- 1	0- 0	HOME	0- 0	0- 0	1- 0				
2- 0	0- 0	0- 0	AWAY	0- 0	1- 0	1- 0				
0- 0	0- 0	0- 0	NEUTRAL	0- 0	0- 0	0- 0				

RPI 1-25				RPI 26-50				RPI 51-100				RPI 101+ Team's RPI: 175			
RPI	S	Opponent	Score	RPI	S	Opponent	Score	RPI	S	Opponent	Score	RPI	S	Opponent	Score
21	H	South Fla.	58 70					56	H	Rutgers	55 88	108	A	Villanova	59 64
25	H	Florida St.	62 66					76	H	Fordham	64 71	119	A	Saint Joseph's	74 78
								81	A	Penn	50 52	139	A	Memphis	58 57
								100	A	Kansas	56 76	155	N	Alabama	51 58
												176	N	Harvard	81 69
												177	H	La Salle	75 72
												204	H	SMU	77 64
												211	H	Delaware	58 69
												275	N	Georgetown	81 58
												278	A	Cincinnati	81 64
												313	A	Howard	78 48
LAST 12 Division I GAMES:															
139	A	Memphis	58 57	21	H	South Fla.	58 70	56	H	Rutgers	55 88	108	A	Villanova	59 64
108	A	Villanova	59 64	81	A	Penn	50 52	76	H	Fordham	64 71	119	A	Saint Joseph's	74 78
313	A	Howard	78 48	278	A	Cincinnati	81 64	81	A	Penn	50 52	139	A	Memphis	58 57
25	H	Florida St.	62 66	204	H	SMU	77 64	100	A	Kansas	56 76	155	N	Alabama	51 58
56	H	Rutgers	55 88	211	H	Delaware	58 69					176	N	Harvard	81 69
76	H	Fordham	64 71	176	N	Harvard	81 69					177	H	La Salle	75 72

Non-Div I Games:

Temple

## Tennessee

Through Games Of Jan. 11, 2015

Average RPI Win:	124	WON-LOST	WINNING	LAST 10	STRENGTH OF	OPP. STRENGTH	TEAM	ADJ.	CONF.	ADJ CONF.
Average RPI Loss:	27	RECORD	PCT. RANK	GAMES	SCHEDULE	OF SCHEDULE	RPI	RPI	RPI	RPI
DIV. I ONLY	14- 2	16	10- 0	10	35	2	2	3	3	
DIV. I NON-CONF.	10- 2	31	6- 2	19	58	6	6	4	4	
TOTALS	RPI 1-25	RPI 26-50	W-L RECORDS	RPI 51-100	RPI 101-150	RPI 150+				
14- 2	1- 1	4- 1	OVERALL	3- 0	1- 0	5- 0				
10- 0	1- 0	3- 0	HOME	1- 0	1- 0	4- 0				
4- 2	0- 1	1- 1	AWAY	2- 0	0- 0	1- 0				
0- 0	0- 0	0- 0	NEUTRAL	0- 0	0- 0	0- 0				
10- 2	1- 1	2- 1	NON-CONFERENCE	2- 0	0- 0	5- 0				
8- 0	1- 0	2- 0	HOME	1- 0	0- 0	4- 0				
2- 2	0- 1	0- 1	AWAY	1- 0	0- 0	1- 0				
0- 0	0- 0	0- 0	NEUTRAL	0- 0	0- 0	0- 0				
4- 0	0- 0	2- 0	CONFERENCE	1- 0	1- 0	0- 0				
2- 0	0- 0	1- 0	HOME	0- 0	1- 0	0- 0				
2- 0	0- 0	1- 0	AWAY	1- 0	0- 0	0- 0				
0- 0	0- 0	0- 0	NEUTRAL	0- 0	0- 0	0- 0				

RPI 1-25				Team's RPI: 2		RPI 26-50				RPI 51-100				RPI 101+							
RPI	S	Opponent	Score			RPI	S	Opponent	Score			RPI	S	Opponent	Score		RPI	S	Opponent	Score	
12	A	Texas	59	72		29	H	Texas A&M	81	58		52	A	Arkansas	60	51	123	H	Missouri	63	53
13	H	Oregon St.	74	63		32	H	Stanford	59	40		56	A	Rutgers	55	45	218	H	Winthrop	81	48
						41	A	Chattanooga	63	67		81	H	Penn	97	52	225	H	Tennessee St.	97	46
						42	H	Wichita St.	54	51							226	H	Oral Roberts	91	39
						46	A	Vanderbilt	57	49							296	H	Saint Francis (PA)	111	44
																	297	A	Lipscomb	85	51
LAST 12 Division I GAMES:																					
						13	H	Oregon St.	74	63		52	A	Arkansas	60	51					
						32	H	Stanford	59	40		29	H	Texas A&M	81	58					
						42	H	Wichita St.	54	51		46	A	Vanderbilt	57	49					
						56	A	Rutgers	55	45		123	H	Missouri	63	53					
						297	A	Lipscomb	85	51		12	A	Texas	59	72					
						296	H	Saint Francis (PA)	111	44		41	A	Chattanooga	63	67					

Non-Div I Games:

Tennessee

■ Loss, 
■ Non-Conf, S Site, 
■ Home 
■ Away 
N Neutral

Average RPI Win:	296	WON-LOST	WINNING	LAST 10	STRENGTH OF	OPP. STRENGTH	TEAM	ADJ.	CONF.	ADJ CONF.
Average RPI Loss:	125	RECORD	PCT. RANK	GAMES	SCHEDULE	OF SCHEDULE	RPI	RPI	RPI	RPI
DIV. I ONLY	5- 9	241	4- 6	130	269	225	225	27	27	
DIV. I NON-CONF.	3- 8	263	3- 6	92	205	216	216	26	26	
TOTALS	RPI 1-25	RPI 26-50	W-L RECORDS	RPI 51-100	RPI 101-150	RPI 150+				
5- 9	0- 2	0- 1	OVERALL	0- 2	0- 0	5- 4				
3- 5	0- 0	0- 1	HOME	0- 1	0- 0	3- 3				
2- 4	0- 0	0- 0	AWAY	0- 1	0- 0	2- 0				
0- 0	0- 0	0- 0	NEUTRAL	0- 0	0- 0	0- 0				
3- 8	0- 2	0- 1	NON-CONFERENCE	0- 2	0- 0	3- 3				
1- 5	0- 0	0- 1	HOME	0- 1	0- 0	1- 3				
2- 3	0- 2	0- 0	AWAY	0- 1	0- 0	2- 0				
0- 0	0- 0	0- 0	NEUTRAL	0- 0	0- 0	0- 0				
2- 1	0- 0	0- 0	CONFERENCE	0- 0	0- 0	2- 1				
2- 0	0- 0	0- 0	HOME	0- 0	0- 0	2- 0				
0- 1	0- 0	0- 0	AWAY	0- 0	0- 0	0- 1				
0- 0	0- 0	0- 0	NEUTRAL	0- 0	0- 0	0- 0				

RPI 1-25				RPI 26-50				RPI 51-100				RPI 101+ Team's RPI: 225			
RPI	S	Opponent	Score	RPI	S	Opponent	Score	RPI	S	Opponent	Score	RPI	S	Opponent	Score
2	A	Tennessee	46 97	39	H	Youngstown St.	66 73	58	A	North Carolina St.	55 84	164	H	Troy	71 75
3	A	Kentucky	75 87					95	H	Kennesaw St.	56 65	193	H	North Florida	53 54
												238	A	SIUE	83 91
												266	H	Jacksonville	64 61
												294	H	Eastern Ill.	57 44
												297	A	Lipscomb	73 55
												299	H	Southeast Mo. St.	62 55
												323	A	A&M-Corpus Christi	72 61
												332	H	Norfolk St.	58 65
LAST 12 Division I GAMES:															
164	H	Troy	71 75	238	A	SIUE	83 91								
266	H	Jacksonville	64 61	294	H	Eastern Ill.	57 44								
323	A	A&M-Corpus Christi	72 61	299	H	Southeast Mo. St.	62 55								
193	H	North Florida	53 54	3	A	Kentucky	75 87								
39	H	Youngstown St.	66 73	2	A	Tennessee	46 97								
332	H	Norfolk St.	58 65	297	A	Lipscomb	73 55								

Non-Div I Games:

Tennessee St.

■ Loss, 
■ Non-Conf, 
■ S Site, 
■ H Home 
■ A Away 
N Neutral

## Tennessee Tech

Through Games Of Jan. 11, 2015

Average RPI Win:	290	WON-LOST	WINNING	LAST 10	STRENGTH OF	OPP. STRENGTH	TEAM	ADJ.	CONF.	ADJ CONF.
Average RPI Loss:	178	RECORD	PCT. RANK	GAMES	SCHEDULE	OF SCHEDULE	RPI	RPI	RPI	RPI
DIV. I ONLY	5- 12	268	4- 6	328	157	308	308	27	27	
DIV. I NON-CONF.	3- 10	287	2- 6	313	113	311	311	26	26	
TOTALS	RPI 1-25	RPI 26-50	W-L RECORDS	RPI 51-100	RPI 101-150	RPI 150+				
5- 12	0- 0	0- 2	OVERALL	0- 1	0- 1	5- 8				
3- 2	0- 0	0- 2	HOME	0- 0	0- 0	3- 0				
1- 9	0- 0	0- 0	AWAY	0- 1	0- 1	1- 7				
1- 1	0- 0	0- 0	NEUTRAL	0- 0	0- 0	1- 1				
3- 10	0- 0	0- 2	NON-CONFERENCE	0- 1	0- 1	3- 6				
1- 2	0- 0	0- 2	HOME	0- 0	0- 0	1- 0				
1- 7	0- 0	0- 0	AWAY	0- 1	0- 1	1- 5				
1- 1	0- 0	0- 0	NEUTRAL	0- 0	0- 0	1- 1				
2- 2	0- 0	0- 0	CONFERENCE	0- 0	0- 0	2- 2				
2- 0	0- 0	0- 0	HOME	0- 0	0- 0	2- 0				
0- 2	0- 0	0- 0	AWAY	0- 0	0- 0	0- 2				
0- 0	0- 0	0- 0	NEUTRAL	0- 0	0- 0	0- 0				

RPI 1-25				RPI 26-50				RPI 51-100				RPI 101+				Team's RPI: 308	
RPI	S	Opponent	Score	RPI	S	Opponent	Score	RPI	S	Opponent	Score	RPI	S	Opponent	Score		
				33	H	Middle Tenn.	76 98	96	A	Clemson	61 76	142	A	Mercer	67 73		
				34	H	Georgia	51 74					159	A	Wake Forest	62 89		
												163	A	Southern Miss.	58 80		
												206	A	Georgia St.	60 72		
												220	H	Austin Peay	75 71		
												232	N	N.C. A&T	49 54		
												236	A	Valparaiso	61 79		
												238	A	SIUE	69 83		
												277	N	Morgan St.	62 56		
												294	A	Eastern Ill.	59 67		
												297	A	Lipscomb	53 72		
												311	H	Murray St.	74 69		
												314	A	FIU	73 56		
												328	H	South Ala.	70 66		
LAST 12 Division I GAMES:																	
				33	H	Middle Tenn.	76 98	220	H	Austin Peay	75 71						
				277	N	Morgan St.	62 56	311	H	Murray St.	74 69						
				232	N	N.C. A&T	49 54	238	A	SIUE	69 83						
				297	A	Lipscomb	53 72	294	A	Eastern Ill.	59 67						
				328	H	South Ala.	70 66	96	A	Clemson	61 76						
				206	A	Georgia St.	60 72	163	A	Southern Miss.	58 80						

Non-Div I Games:

Tennessee Tech

■ Loss, 
■ Non-Conf, 
■ S Site, 
■ H Home 
■ A Away 
N Neutral

Average RPI Win:	268	WON-LOST	WINNING	LAST 10	STRENGTH OF	OPP. STRENGTH	TEAM	ADJ.	CONF.	ADJ CONF.
Average RPI Loss:	114	RECORD	PCT. RANK	GAMES	SCHEDULE	OF SCHEDULE	RPI	RPI	RPI	RPI
DIV. I ONLY	5- 8	226	3- 6	120	224	178	178	30	30	
DIV. I NON-CONF.	4- 8	233	3- 6	84	225	195	195	33	33	
TOTALS	RPI 1-25	RPI 26-50	W-L RECORDS	RPI 51-100	RPI 101-150	RPI 150+				
5- 8	0- 2	0- 1	OVERALL	0- 0	0- 3	5- 2				
3- 1	0- 0	0- 0	HOME	0- 0	0- 0	3- 1				
1- 6	0- 2	0- 0	AWAY	0- 0	0- 3	1- 1				
1- 1	0- 0	0- 1	NEUTRAL	0- 0	0- 0	1- 0				
4- 8	0- 2	0- 1	NON-CONFERENCE	0- 0	0- 3	4- 2				
3- 1	0- 0	0- 0	HOME	0- 0	0- 0	3- 1				
0- 6	0- 2	0- 0	AWAY	0- 0	0- 3	0- 1				
1- 1	0- 0	0- 1	NEUTRAL	0- 0	0- 0	1- 0				
1- 0	0- 0	0- 0	CONFERENCE	0- 0	0- 0	1- 0				
0- 0	0- 0	0- 0	HOME	0- 0	0- 0	0- 0				
1- 0	0- 0	0- 0	AWAY	0- 0	0- 0	1- 0				
0- 0	0- 0	0- 0	NEUTRAL	0- 0	0- 0	0- 0				

RPI 1-25				RPI 26-50				RPI 51-100				RPI 101+ Team's RPI: 178			
RPI	S	Opponent	Score	RPI	S	Opponent	Score	RPI	S	Opponent	Score	RPI	S	Opponent	Score
8	A	Baylor	42 96	29	N	Texas A&M	61 63					102	A	DePaul	70 93
12	A	Texas	45 72									109	A	Texas Tech	42 50
												114	A	VCU	43 64
												192	N	New Mexico	61 59
												205	H	Eastern Mich.	81 75
												217	A	NJIT	54 59
												283	H	Houston Baptist	75 72
												323	H	A&M-Corpus Christi	57 60
												326	H	Incarnate Word	65 61
												334	A	Chicago St.	75 60
LAST 12 Division I GAMES:															
109	A	Texas Tech	42 50	334	A	Chicago St.	75 60								
323	H	A&M-Corpus Christi	57 60	217	A	NJIT	54 59								
8	A	Baylor	42 96	114	A	VCU	43 64								
283	H	Houston Baptist	75 72	326	H	Incarnate Word	65 61								
12	A	Texas	45 72	29	N	Texas A&M	61 63								
205	H	Eastern Mich.	81 75	102	A	DePaul	70 93								

Non-Div I Games: Tex. A&M-Kingsville86 36 Concordia (TX) 72 31 Texas Lutheran 71 47

Tex.-Pan American

Loss, Non-Conf, S Site, H Home A Away N Neutral

Average RPI Win:	144	WON-LOST	WINNING	LAST 10	STRENGTH OF	OPP. STRENGTH	TEAM	ADJ.	CONF.	ADJ CONF.
Average RPI Loss:	50	RECORD	PCT. RANK	GAMES	SCHEDULE	OF SCHEDULE	RPI	RPI	RPI	RPI
DIV. I ONLY	13- 1	9	9- 1	60	31	12	12	4	4	
DIV. I NON-CONF.	11- 0	1	9- 0	118	35	9	9	5	5	
TOTALS	RPI 1-25	RPI 26-50	W-L RECORDS	RPI 51-100	RPI 101-150	RPI 150+				
13- 1	1- 0	2- 1	OVERALL	3- 0	0- 0	7- 0				
10- 0	1- 0	0- 0	HOME	2- 0	0- 0	7- 0				
2- 1	0- 0	1- 1	AWAY	1- 0	0- 0	0- 0				
1- 0	0- 0	1- 0	NEUTRAL	0- 0	0- 0	0- 0				
11- 0	1- 0	2- 0	NON-CONFERENCE	1- 0	0- 0	7- 0				
8- 0	1- 0	0- 0	HOME	0- 0	0- 0	7- 0				
2- 0	0- 0	1- 0	AWAY	1- 0	0- 0	0- 0				
1- 0	0- 0	1- 0	NEUTRAL	0- 0	0- 0	0- 0				
2- 1	0- 0	0- 1	CONFERENCE	2- 0	0- 0	0- 0				
2- 0	0- 0	0- 0	HOME	2- 0	0- 0	0- 0				
0- 1	0- 0	0- 1	AWAY	0- 0	0- 0	0- 0				
0- 0	0- 0	0- 0	NEUTRAL	0- 0	0- 0	0- 0				

RPI 1-25				Team's RPI: 12		RPI 26-50				RPI 51-100				RPI 101+							
RPI	S	Opponent	Score			RPI	S	Opponent	Score			RPI	S	Opponent	Score		RPI	S	Opponent	Score	
2	H	Tennessee	72	59		29	N	Texas A&M	67	65		60	A	UCLA	75	65	167	H	Northwestern St.	74	34
						32	A	Stanford	87	81		65	H	West Virginia	61	55	178	H	Tex.-Pan American	72	45
						50	A	Iowa St.	57	59		100	H	Kansas	60	46	192	H	New Mexico	86	37
																	208	H	McNeese St.	76	59
																	253	H	Rice	77	54
																	265	H	UTSA	68	48
																	316	H	Southern U.	80	42
LAST 12 Division I GAMES:																					
						29	N	Texas A&M	67	65		50	A	Iowa St.	57	59					
						208	H	McNeese St.	76	59		65	H	West Virginia	61	55					
						167	H	Northwestern St.	74	34		100	H	Kansas	60	46					
						316	H	Southern U.	80	42		253	H	Rice	77	54					
						192	H	New Mexico	86	37		178	H	Tex.-Pan American	72	45					
						2	H	Tennessee	72	59		60	A	UCLA	75	65					

Non-Div I Games:

Texas

Average RPI Win:	166	WON-LOST	WINNING	LAST 10	STRENGTH OF	OPP. STRENGTH	TEAM	ADJ.	CONF.	ADJ CONF.
Average RPI Loss:	12	RECORD	PCT. RANK	GAMES	SCHEDULE	OF SCHEDULE	RPI	RPI	RPI	RPI
DIV. I ONLY	15- 3	27	7- 3	80	30	29	29	3	3	
DIV. I NON-CONF.	12- 2	26	6- 2	140	84	37	37	4	4	
TOTALS	RPI 1-25	RPI 26-50	W-L RECORDS	RPI 51-100	RPI 101-150	RPI 150+				
15- 3	1- 3	1- 0	OVERALL	1- 0	3- 0	9- 0				
9- 0	1- 0	1- 0	HOME	0- 0	1- 0	6- 0				
4- 2	0- 2	0- 0	AWAY	1- 0	2- 0	1- 0				
2- 1	0- 1	0- 0	NEUTRAL	0- 0	0- 0	2- 0				
12- 2	1- 2	0- 0	NON-CONFERENCE	0- 0	2- 0	9- 0				
7- 0	1- 0	0- 0	HOME	0- 0	0- 0	6- 0				
3- 1	0- 1	0- 0	AWAY	0- 0	2- 0	1- 0				
2- 1	0- 1	0- 0	NEUTRAL	0- 0	0- 0	2- 0				
3- 1	0- 1	1- 0	CONFERENCE	1- 0	1- 0	0- 0				
2- 0	0- 0	1- 0	HOME	0- 0	1- 0	0- 0				
1- 1	0- 1	0- 0	AWAY	1- 0	0- 0	0- 0				
0- 0	0- 0	0- 0	NEUTRAL	0- 0	0- 0	0- 0				

RPI 1-25				RPI 26-50				Team's RPI: 29	RPI 51-100				RPI 101+			
RPI	S	Opponent	Score	RPI	S	Opponent	Score		RPI	S	Opponent	Score	RPI	S	Opponent	Score
2	A	Tennessee	58 81	46	H	Vanderbilt	75 61		52	A	Arkansas	52 50	102	A	DePaul	76 68
12	N	Texas	65 67										118	A	TCU	82 71
19	H	Duke	63 59										121	H	LSU	55 48
23	A	Washington	49 70										167	H	Northwestern St.	75 42
													178	N	Tex.-Pan American	63 61
													192	N	New Mexico	66 52
													204	A	SMU	70 62
													208	H	McNeese St.	93 27
													228	H	Prairie View	59 41
													253	H	Rice	76 55
													256	H	Houston	94 55
													339	H	North Texas	75 38
LAST 12 Division I GAMES:																
339	H	North Texas	75 38	121	H	LSU	55 48									
23	A	Washington	49 70	2	A	Tennessee	58 81									
12	N	Texas	65 67	52	A	Arkansas	52 50									
256	H	Houston	94 55	46	H	Vanderbilt	75 61									
204	A	SMU	70 62	167	H	Northwestern St.	75 42									
118	A	TCU	82 71	19	H	Duke	63 59									

Non-Div I Games:

Texas A&amp;M



Average RPI Win: 285		WON-LOST	WINNING	LAST 10	STRENGTH OF	OPP. STRENGTH	TEAM	ADJ.	CONF.	ADJ CONF.
Average RPI Loss: 185		RECORD	PCT. RANK	GAMES	SCHEDULE	OF SCHEDULE	RPI	RPI	RPI	RPI
DIV. I ONLY		5- 9	241	5- 5	314	284	260	260	33	33
DIV. I NON-CONF.		3- 8	263	3- 6	252	281	266	266	30	30
TOTALS	RPI 1-25	RPI 26-50		W-L RECORDS	RPI 51-100		RPI 101-150	RPI 150+		
5- 9	0- 0	0- 0		OVERALL	0- 2		0- 2	5- 5		
1- 1	0- 0	0- 0		HOME	0- 0		0- 0	1- 1		
3- 8	0- 0	0- 0		AWAY	0- 0		0- 1	3- 0		
1- 0	0- 0	0- 0		NEUTRAL	0- 0		0- 0	1- 0		
3- 8	0- 0	0- 0		NON-CONFERENCE	0- 2		0- 2	3- 4		
1- 1	0- 0	0- 0		HOME	0- 0		0- 0	1- 1		
1- 7	0- 0	0- 0		AWAY	0- 2		0- 2	1- 3		
1- 0	0- 0	0- 0		NEUTRAL	0- 0		0- 0	1- 0		
2- 1	0- 0	0- 0		CONFERENCE	0- 0		0- 0	2- 1		
0- 0	0- 0	0- 0		HOME	0- 0		0- 0	0- 0		
2- 1	0- 0	0- 0		AWAY	0- 0		0- 0	2- 1		
0- 0	0- 0	0- 0		NEUTRAL	0- 0		0- 0	0- 0		

RPI 1-25				RPI 26-50				RPI 51-100				RPI 101+				Team's RPI: 260	
RPI	S	Opponent	Score	RPI	S	Opponent	Score	RPI	S	Opponent	Score	RPI	S	Opponent	Score		
								68	A	Oklahoma St.	58	77	107	A	CSUN	50	63
								100	A	Kansas	44	69	118	A	TCU	52	69
													201	H	Tulsa	64	67
													208	A	McNeese St.	70	74
													228	A	Prairie View	61	63
													252	N	IUPUI	71	61
													253	H	Rice	69	63
													283	A	Houston Baptist	92	80
													312	A	Sam Houston St.	54	61
													316	A	Southern U.	62	48
													320	A	Alcorn	75	66
													323	A	A&M-Corpus Christi	63	68
LAST 12 Division I GAMES:																	
				253	H	Rice	69	63	228	A	Prairie View	61	63				
				323	A	A&M-Corpus Christi	63	68	316	A	Southern U.	62	48				
				283	A	Houston Baptist	92	80	320	A	Alcorn	75	66				
				312	A	Sam Houston St.	54	61	208	A	McNeese St.	70	74				
				107	A	CSUN	50	63	201	H	Tulsa	64	67				
				252	N	IUPUI	71	61	118	A	TCU	52	69				

Non-Div I Games:

Texas Southern

Loss, Non-Conf, S Site, H Home A Away N Neutral

Average RPI Win:	251	WON-LOST	WINNING	LAST 10	STRENGTH OF	OPP. STRENGTH	TEAM	ADJ.	CONF.	ADJ CONF.
Average RPI Loss:	127	RECORD	PCT. RANK	GAMES	SCHEDULE	OF SCHEDULE	RPI	RPI	RPI	RPI
DIV. I ONLY	6- 6	159	5- 4	251	176	171	171	17	17	
DIV. I NON-CONF.	3- 4	197	3- 3	284	202	234	234	17	17	
TOTALS	RPI 1-25	RPI 26-50	W-L RECORDS	RPI 51-100	RPI 101-150	RPI 150+				
6- 6	0- 0	0- 1	OVERALL	0- 2	0- 1	6- 2				
2- 2	0- 0	0- 1	HOME	0- 0	0- 0	2- 1				
3- 4	0- 0	0- 0	AWAY	0- 2	0- 1	3- 1				
1- 0	0- 0	0- 0	NEUTRAL	0- 0	0- 0	1- 0				
3- 4	0- 0	0- 0	NON-CONFERENCE	0- 2	0- 1	3- 1				
1- 1	0- 0	0- 0	HOME	0- 0	0- 0	1- 1				
1- 3	0- 0	0- 0	AWAY	0- 2	0- 1	1- 0				
1- 0	0- 0	0- 0	NEUTRAL	0- 0	0- 0	1- 0				
3- 2	0- 0	0- 1	CONFERENCE	0- 0	0- 0	3- 1				
1- 1	0- 0	0- 1	HOME	0- 0	0- 0	1- 0				
2- 1	0- 0	0- 0	AWAY	0- 0	0- 0	2- 1				
0- 0	0- 0	0- 0	NEUTRAL	0- 0	0- 0	2- 0				

RPI 1-25				RPI 26-50				RPI 51-100				RPI 101+				Team's RPI: 171	
RPI	S	Opponent	Score	RPI	S	Opponent	Score	RPI	S	Opponent	Score	RPI	S	Opponent	Score		
				47	H	UALR	45 65	51	A	Stetson	57 75	109	A	Texas Tech	77 81		
								68	A	Oklahoma St.	37 64	164	A	Troy	74 72		
												206	A	Georgia St.	69 74		
												234	H	La.-Monroe	70 64		
												264	N	Bethune-Cookman	51 40		
												265	A	UTSA	57 53		
												276	A	Ga. Southern	79 65		
												283	H	Houston Baptist	56 61		
												302	H	Lamar	79 72		
LAST 12 Division I GAMES:																	
				164	A	Troy	74 72					234	H	La.-Monroe	70 64		
				51	A	Stetson	57 75					47	H	UALR	45 65		
				264	N	Bethune-Cookman	51 40					206	A	Georgia St.	69 74		
				265	A	UTSA	57 53					276	A	Ga. Southern	79 65		
				68	A	Oklahoma St.	37 64					283	H	Houston Baptist	56 61		
				302	H	Lamar	79 72					109	A	Texas Tech	77 81		

Non-Div I Games: Tex. A&amp;M Int'l 83 65 Tex. A&amp;M-Commerce 74 69

Texas St.

■ Loss, 
 ■ Non-Conf, 
 ■ S Site, 
 ■ H Home 
 ■ A Away 
 N Neutral

Average RPI Win:	217	WON-LOST	WINNING	LAST 10	STRENGTH OF	OPP. STRENGTH	TEAM	ADJ.	CONF.	ADJ CONF.
Average RPI Loss:	53	RECORD	PCT. RANK	GAMES	SCHEDULE	OF SCHEDULE	RPI	RPI	RPI	RPI
DIV. I ONLY	11- 4	57	7- 3	163	170	109	109	4	4	
DIV. I NON-CONF.	10- 2	31	7- 2	251	194	105	105	5	5	
TOTALS	RPI 1-25	RPI 26-50	W-L RECORDS	RPI 51-100	RPI 101-150	RPI 150+				
11- 4	0- 0	0- 2	OVERALL	0- 2	1- 0	10- 0				
11- 1	0- 0	0- 1	HOME	0- 0	1- 0	10- 0				
0- 1	0- 0	0- 0	AWAY	0- 1	0- 0	0- 0				
0- 2	0- 0	0- 1	NEUTRAL	0- 1	0- 0	0- 0				
10- 2	0- 0	0- 1	NON-CONFERENCE	0- 1	0- 0	10- 0				
10- 0	0- 0	0- 0	HOME	0- 0	0- 0	10- 0				
0- 0	0- 0	0- 0	AWAY	0- 0	0- 0	0- 0				
0- 2	0- 0	0- 1	NEUTRAL	0- 1	0- 0	0- 0				
1- 2	0- 0	0- 1	CONFERENCE	0- 1	1- 0	0- 0				
1- 1	0- 0	0- 1	HOME	0- 0	1- 0	0- 0				
0- 1	0- 0	0- 0	AWAY	0- 1	0- 0	0- 0				
0- 0	0- 0	0- 0	NEUTRAL	0- 0	0- 0	0- 0				

RPI 1-25				RPI 26-50				RPI 51-100				RPI 101+				Team's RPI: 109	
RPI	S	Opponent	Score	RPI	S	Opponent	Score	RPI	S	Opponent	Score	RPI	S	Opponent	Score		
				40	N	Purdue	53 69	58	N	North Carolina St.	42 75	118	H	TCU	52 37		
				44	H	Oklahoma	58 75	68	A	Oklahoma St.	35 66	168	H	Jacksonville St.	67 59		
												169	H	Arizona	57 54		
												171	H	Texas St.	81 77		
												178	H	Tex.-Pan American	50 42		
												249	H	Nicholls St.	76 49		
												256	H	Houston	60 54		
												258	H	Abilene Christian	61 44		
												265	H	UTSA	64 48		
												277	H	Morgan St.	65 57		
												283	H	Houston Baptist	60 59		
LAST 12 Division I GAMES:																	
256	H	Houston	60 54	44	H	Oklahoma	58 75										
265	H	UTSA	64 48	68	A	Oklahoma St.	35 66										
249	H	Nicholls St.	76 49	118	H	TCU	52 37										
178	H	Tex.-Pan American	50 42	283	H	Houston Baptist	60 59										
258	H	Abilene Christian	61 44	40	N	Purdue	53 69										
58	N	North Carolina St.	42 75	277	H	Morgan St.	65 57										

Non-Div I Games:

Texas Tech

■ Loss, 
 ■ Non-Conf, 
 ■ S Site, 
 ■ H Home 
 ■ A Away 
 N Neutral

## Texas-Arlington

Through Games Of Jan. 11, 2015

Average RPI Win:	311	WON-LOST	WINNING	LAST 10	STRENGTH OF	OPP. STRENGTH	TEAM	ADJ.	CONF.	ADJ CONF.
Average RPI Loss:	142	RECORD	PCT. RANK	GAMES	SCHEDULE	OF SCHEDULE	RPI	RPI	RPI	RPI
DIV. I ONLY	6- 6	159	0- 1	317	292	267	267	17	17	
DIV. I NON-CONF.	4- 3	136	0- 1	267	332	190	190	17	17	
TOTALS	RPI 1-25	RPI 26-50	W-L RECORDS	RPI 51-100	RPI 101-150	RPI 150+				
6- 6	0- 0	0- 1	OVERALL	0- 2	0- 0	6- 3				
4- 3	0- 0	0- 0	HOME	0- 1	0- 0	4- 2				
2- 3	0- 0	0- 1	AWAY	0- 0	0- 0	2- 0				
0- 0	0- 0	0- 0	NEUTRAL	0- 0	0- 0	0- 0				
4- 3	0- 0	0- 1	NON-CONFERENCE	0- 1	0- 0	4- 1				
2- 1	0- 0	0- 0	HOME	0- 0	0- 0	2- 1				
2- 2	0- 0	0- 1	AWAY	0- 1	0- 0	2- 0				
0- 0	0- 0	0- 0	NEUTRAL	0- 0	0- 0	0- 0				
2- 3	0- 0	0- 0	CONFERENCE	0- 1	0- 0	2- 2				
2- 2	0- 0	0- 0	HOME	0- 1	0- 0	2- 1				
0- 1	0- 0	0- 0	AWAY	0- 0	0- 0	0- 1				
0- 0	0- 0	0- 0	NEUTRAL	0- 0	0- 0	0- 0				

RPI 1-25				RPI 26-50				RPI 51-100				RPI 101+ Team's RPI: 267			
RPI	S	Opponent	Score	RPI	S	Opponent	Score	RPI	S	Opponent	Score	RPI	S	Opponent	Score
				42	A	Wichita St.	61 71	69	A	Kansas St.	41 45	164	A	Troy	63 70
								80	H	Arkansas St.	77 80	234	H	La.-Monroe	51 63
												265	H	UTSA	55 63
												276	H	Ga. Southern	64 52
												283	H	Houston Baptist	83 73
												315	H	Northern Ariz.	80 62
												323	A	A&M-Corpus Christi	42 28
												328	H	South Ala.	59 49
												339	A	North Texas	46 38
LAST 12 Division I GAMES:															
328	H	South Ala.	59 49	42	A	Wichita St.	61 71	49							
276	H	Ga. Southern	64 52	80	H	Arkansas St.	77 80	52							
339	A	North Texas	46 38	234	H	La.-Monroe	51 63	38							
323	A	A&M-Corpus Christi	42 28	164	A	Troy	63 70	28							
69	A	Kansas St.	41 45	315	H	Northern Ariz.	80 62	45							
265	H	UTSA	55 63	283	H	Houston Baptist	83 73	63							

Non-Div I Games: Missouri Valley 90 32 McMurry 82 25

Texas-Arlington

Loss, Non-Conf, S Site, H Home A Away N Neutral

Average RPI Win:	175	WON-LOST	WINNING	LAST 10	STRENGTH OF	OPP. STRENGTH	TEAM	ADJ.	CONF.	ADJ CONF.
Average RPI Loss:	115	RECORD	PCT. RANK	GAMES	SCHEDULE	OF SCHEDULE	RPI	RPI	RPI	RPI
DIV. I ONLY	8- 5	110	1- 0	149	111	99	99	15	15	
DIV. I NON-CONF.	6- 4	131	1- 0	100	93	77	77	16	16	
TOTALS	RPI 1-25	RPI 26-50	W-L RECORDS	RPI 51-100	RPI 101-150	RPI 150+				
8- 5	0- 1	0- 1	OVERALL	1- 1	3- 1	4- 1				
4- 1	0- 0	0- 0	HOME	0- 0	2- 0	2- 1				
0- 4	0- 1	0- 1	AWAY	0- 1	0- 1	0- 0				
4- 0	0- 0	0- 0	NEUTRAL	1- 0	1- 0	2- 0				
6- 4	0- 1	0- 1	NON-CONFERENCE	1- 0	3- 1	2- 1				
2- 1	0- 0	0- 0	HOME	0- 0	2- 0	0- 1				
0- 3	0- 1	0- 1	AWAY	0- 0	0- 1	0- 0				
4- 0	0- 0	0- 0	NEUTRAL	1- 0	1- 0	2- 0				
2- 1	0- 0	0- 0	CONFERENCE	0- 1	0- 0	2- 0				
2- 0	0- 0	0- 0	HOME	0- 0	0- 0	2- 0				
0- 1	0- 0	0- 0	AWAY	0- 1	0- 0	0- 0				
0- 0	0- 0	0- 0	NEUTRAL	0- 0	0- 0	0- 0				

RPI 1-25				RPI 26-50				RPI 51-100 Team's RPI: 99				RPI 101+			
RPI	S	Opponent	Score	RPI	S	Opponent	Score	RPI	S	Opponent	Score	RPI	S	Opponent	Score
18	A	Dayton	57 79	40	A	Purdue	48 66	85	A	Ohio	58 65	112	H	St. Bonaventure	64 58
								88	N	Virginia	64 62	126	H	Idaho	80 67
												137	N	Southern Ill.	64 48
												148	A	Cleveland St.	71 81
												169	N	Arizona	69 54
												190	N	Nevada	65 56
												284	H	Detroit	72 83
												285	H	Kent St.	67 49
												290	H	Miami (OH)	63 53
LAST 12 Division I GAMES:															
137	N	Southern Ill.	64 48	169	N	Arizona	69 54								
190	N	Nevada	65 56	85	A	Ohio	58 65								
284	H	Detroit	72 83	285	H	Kent St.	67 49								
126	H	Idaho	80 67	290	H	Miami (OH)	63 53								
18	A	Dayton	57 79	40	A	Purdue	48 66								
88	N	Virginia	64 62	112	H	St. Bonaventure	64 58								

Non-Div I Games: Wis.-Parkside 70 43

Toledo

Average RPI Win:	265	WON-LOST	WINNING	LAST 10	STRENGTH OF	OPP. STRENGTH	TEAM	ADJ.	CONF.	ADJ CONF.
Average RPI Loss:	119	RECORD	PCT. RANK	GAMES	SCHEDULE	OF SCHEDULE	RPI	RPI	RPI	RPI
DIV. I ONLY	6- 10	236	4- 6	108	265	198	198	11	11	
DIV. I NON-CONF.	4- 8	233	2- 6	160	292	227	227	10	10	
TOTALS	RPI 1-25	RPI 26-50	W-L RECORDS	RPI 51-100	RPI 101-150	RPI 150+				
6- 10	0- 2	0- 1	OVERALL	0- 1	0- 2	6- 4				
4- 3	0- 1	0- 0	HOME	0- 1	0- 1	4- 0				
2- 5	0- 1	0- 1	AWAY	0- 0	0- 0	2- 2				
0- 2	0- 0	0- 0	NEUTRAL	0- 0	0- 1	0- 1				
4- 8	0- 2	0- 0	NON-CONFERENCE	0- 0	0- 2	4- 4				
2- 2	0- 1	0- 0	HOME	0- 0	0- 1	2- 0				
2- 4	0- 1	0- 0	AWAY	0- 0	0- 0	2- 3				
0- 2	0- 0	0- 0	NEUTRAL	0- 0	0- 1	0- 1				
2- 2	0- 0	0- 1	CONFERENCE	0- 1	0- 0	2- 0				
2- 1	0- 0	0- 0	HOME	0- 1	0- 0	2- 0				
0- 1	0- 0	0- 1	AWAY	0- 0	0- 0	0- 0				
0- 0	0- 0	0- 0	NEUTRAL	0- 0	0- 0	0- 0				

RPI 1-25				RPI 26-50				RPI 51-100				RPI 101+ Team's RPI: 198			
RPI	S	Opponent	Score	RPI	S	Opponent	Score	RPI	S	Opponent	Score	RPI	S	Opponent	Score
6	A	Maryland	52 81	28	A	James Madison	66 67	84	H	Hofstra	42 58	131	N	Rhode Island	49 60
17	H	George Washington	48 82									140	H	North Dakota	52 54
												159	A	Wake Forest	64 74
												177	N	La Salle	49 62
												207	A	Navy	51 55
												211	H	Delaware	56 49
												214	H	William & Mary	77 69
												231	H	George Mason	72 70
												242	A	Penn St.	64 71
												273	A	Loyola Maryland	63 50
												322	A	UMBC	59 54
												341	H	Rider	53 51
LAST 12 Division I GAMES:															
17	H	George Washington	48 82	84	H	Hofstra	42 58								
231	H	George Mason	72 70	211	H	Delaware	56 49								
159	A	Wake Forest	64 74	214	H	William & Mary	77 69								
6	A	Maryland	52 81	28	A	James Madison	66 67								
273	A	Loyola Maryland	63 50	177	N	La Salle	49 62								
207	A	Navy	51 55	131	N	Rhode Island	49 60								

Non-Div I Games:

Towson

■ Loss, 
 ■ Non-Conf, 
 S Site, 
 ■ Home 
 ■ Away 
 N Neutral

Average RPI Win:	233	WON-LOST	WINNING	LAST 10	STRENGTH OF	OPP. STRENGTH	TEAM	ADJ.	CONF.	ADJ CONF.
Average RPI Loss:	147	RECORD	PCT. RANK	GAMES	SCHEDULE	OF SCHEDULE	RPI	RPI	RPI	RPI
DIV. I ONLY	8- 5	110	7- 3	272	240	164	164	17	17	
DIV. I NON-CONF.	5- 4	139	5- 3	325	216	221	221	17	17	
TOTALS	RPI 1-25	RPI 26-50	W-L RECORDS	RPI 51-100	RPI 101-150	RPI 150+				
8- 5	0- 0	0- 0	OVERALL	0- 1	1- 1	7- 3				
4- 2	0- 0	0- 0	HOME	0- 0	0- 0	4- 2				
4- 3	0- 0	0- 0	AWAY	0- 1	1- 1	3- 1				
0- 0	0- 0	0- 0	NEUTRAL	0- 0	0- 0	0- 0				
5- 4	0- 0	0- 0	NON-CONFERENCE	0- 1	0- 1	5- 2				
3- 1	0- 0	0- 0	HOME	0- 0	0- 0	3- 1				
2- 3	0- 0	0- 0	AWAY	0- 1	0- 1	2- 1				
0- 0	0- 0	0- 0	NEUTRAL	0- 0	0- 0	0- 0				
3- 1	0- 0	0- 0	CONFERENCE	0- 0	1- 0	2- 1				
1- 1	0- 0	0- 0	HOME	0- 0	0- 0	1- 1				
2- 0	0- 0	0- 0	AWAY	0- 0	1- 0	1- 0				
0- 0	0- 0	0- 0	NEUTRAL	0- 0	0- 0	0- 0				

RPI 1-25			RPI 26-50			RPI 51-100			RPI 101+			Team's RPI: 164
RPI	S	Opponent	Score	RPI	S	Opponent	Score	RPI	S	Opponent	Score	
						96 A Clemson	73 82			113 A Auburn	54 71	
										133 A La.-Lafayette	60 55	
										171 H Texas St.	72 74	
										174 H Savannah St.	80 83	
										179 H Samford	76 67	
										183 A Evansville	85 94	
										206 A Georgia St.	96 87	
										225 A Tennessee St.	75 71	
										241 H Southeastern La.	80 78	
										267 H Texas-Arlington	70 63	
										293 H Alabama St.	70 50	
										319 A Florida A&M	65 59	
LAST 12 Division I GAMES:												
225	A	Tennessee St.	75 71	206	A	Georgia St.	96 87					
183	A	Evansville	85 94	267	H	Texas-Arlington	70 63					
293	H	Alabama St.	70 50	133	A	La.-Lafayette	60 55					
179	H	Samford	76 67	171	H	Texas St.	72 74					
174	H	Savannah St.	80 83	241	H	Southeastern La.	80 78					
319	A	Florida A&M	65 59	96	A	Clemson	73 82					

Non-Div I Games:

Troy

Average RPI Win:	167	WON-LOST	WINNING	LAST 10	STRENGTH OF	OPP. STRENGTH	TEAM	ADJ.	CONF.	ADJ CONF.
Average RPI Loss:	20	RECORD	PCT. RANK	GAMES	SCHEDULE	OF SCHEDULE	RPI	RPI	RPI	RPI
DIV. I ONLY	12- 3	35	1- 0	29	93	38	38	8	8	
DIV. I NON-CONF.	9- 2	36	1- 0	28	80	23	23	9	9	
TOTALS	RPI 1-25	RPI 26-50	W-L RECORDS	RPI 51-100	RPI 101-150	RPI 150+				
12- 3	0- 3	1- 0	OVERALL	3- 0	2- 0	6- 0				
6- 2	0- 2	0- 0	HOME	2- 0	0- 0	4- 0				
5- 0	0- 0	1- 0	AWAY	1- 0	1- 0	2- 0				
1- 1	0- 1	0- 0	NEUTRAL	0- 0	1- 0	0- 0				
9- 2	0- 2	1- 0	NON-CONFERENCE	2- 0	2- 0	4- 0				
5- 1	0- 1	0- 0	HOME	2- 0	0- 0	3- 0				
3- 0	0- 0	1- 0	AWAY	0- 0	1- 0	1- 0				
1- 1	0- 1	0- 0	NEUTRAL	0- 0	1- 0	0- 0				
3- 1	0- 1	0- 0	CONFERENCE	1- 0	0- 0	2- 0				
1- 1	0- 1	0- 0	HOME	0- 0	0- 0	1- 0				
2- 0	0- 0	0- 0	AWAY	1- 0	0- 0	1- 0				
0- 0	0- 0	0- 0	NEUTRAL	0- 0	0- 0	0- 0				

RPI 1-25				RPI 26-50				Team's RPI: 38				RPI 51-100				RPI 101+			
RPI	S	Opponent	Score	RPI	S	Opponent	Score	RPI	S	Opponent	Score	RPI	S	Opponent	Score	RPI	S	Opponent	Score
14	N	Western Ky.	64 69	47	A	UALR	74 58	58	H	North Carolina St.	60 51	121	A	LSU	51 45				
21	H	South Fla.	40 53					61	H	Miami (FL)	70 65	127	N	UNI	71 48				
25	H	Florida St.	54 65					86	A	East Carolina	76 63	179	H	Samford	58 56				
												208	A	McNeese St.	75 55				
												249	H	Nicholls St.	77 44				
												256	H	Houston	70 40				
												278	A	Cincinnati	60 50				
												333	H	Mississippi Val.	87 47				
LAST 12 Division I GAMES:																			
278	A	Cincinnati	60 50	127	N	UNI	71 48												
25	H	Florida St.	54 65	86	A	East Carolina	76 63												
61	H	Miami (FL)	70 65	21	H	South Fla.	40 53												
179	H	Samford	58 56	256	H	Houston	70 40												
47	A	UALR	74 58	14	N	Western Ky.	64 69												
249	H	Nicholls St.	77 44	58	H	North Carolina St.	60 51												

Non-Div I Games:

Tulane



Average RPI Win:	247	WON-LOST	WINNING	LAST 10	STRENGTH OF	OPP. STRENGTH	TEAM	ADJ.	CONF.	ADJ CONF.
Average RPI Loss:	110	RECORD	PCT. RANK	GAMES	SCHEDULE	OF SCHEDULE	RPI	RPI	RPI	RPI
DIV. I ONLY	7- 8	184	4- 6	196	151	201	201	8	8	
DIV. I NON-CONF.	5- 6	175	4- 4	242	187	237	237	9	9	
TOTALS	RPI 1-25	RPI 26-50	W-L RECORDS	RPI 51-100	RPI 101-150	RPI 150+				
7- 8	0- 1	0- 1	OVERALL	0- 2	1- 1	6- 3				
4- 4	0- 0	0- 1	HOME	0- 1	1- 1	3- 1				
2- 4	0- 1	0- 0	AWAY	0- 1	0- 0	2- 2				
1- 0	0- 0	0- 0	NEUTRAL	0- 0	0- 0	1- 0				
5- 6	0- 0	0- 1	NON-CONFERENCE	0- 2	0- 1	5- 2				
2- 4	0- 0	0- 1	HOME	0- 1	0- 1	2- 1				
2- 2	0- 0	0- 0	AWAY	0- 1	0- 0	2- 1				
1- 0	0- 0	0- 0	NEUTRAL	0- 0	0- 0	1- 0				
2- 2	0- 1	0- 0	CONFERENCE	0- 0	1- 0	1- 1				
2- 0	0- 0	0- 0	HOME	0- 0	1- 0	1- 0				
0- 2	0- 1	0- 0	AWAY	0- 0	0- 0	0- 1				
0- 0	0- 0	0- 0	NEUTRAL	0- 0	0- 0	0- 0				

RPI	S	Opponent	Score	RPI	S	Opponent	Score	RPI	S	Opponent	Score	RPI	S	Opponent	Score	Team's RPI: 201
4	A	UConn	60 98	47	H	UALR	59 66	52	H	Arkansas	53 64	127	H	UNI	66 69	
								61	A	Miami (FL)	57 69	139	H	Memphis	79 69	
												151	H	Saint Louis	58 63	
												166	N	Buffalo	87 77	
												212	A	UCF	70 76	
												226	A	Oral Roberts	71 73	
												236	A	Valparaiso	87 63	
												260	A	Texas Southern	67 64	
												278	H	Cincinnati	74 52	
												302	H	Lamar	73 69	
												345	H	New Orleans	78 55	
LAST 12 Division I GAMES:																
47	H	UALR	59 66	139	H	Memphis	79 69									
345	H	New Orleans	78 55	4	A	UConn	60 98									
52	H	Arkansas	53 64	212	A	UCF	70 76									
236	A	Valparaiso	87 63	278	H	Cincinnati	74 52									
151	H	Saint Louis	58 63	166	N	Buffalo	87 77									
61	A	Miami (FL)	57 69	260	A	Texas Southern	67 64									

Non-Div I Games:

Tulsa

■ Loss, 
 ■ Non-Conf, 
 ■ S Site, 
 ■ H Home 
 ■ A Away 
 N Neutral

Average RPI Win:	296	WON-LOST	WINNING	LAST 10	STRENGTH OF	OPP. STRENGTH	TEAM	ADJ.	CONF.	ADJ CONF.
Average RPI Loss:	137	RECORD	PCT. RANK	GAMES	SCHEDULE	OF SCHEDULE	RPI	RPI	RPI	RPI
DIV. I ONLY	7- 7	159	4- 6	346	96	270	270	18	18	
DIV. I NON-CONF.	6- 5	145	5- 4	347	107	276	276	18	18	
TOTALS	RPI 1-25	RPI 26-50	W-L RECORDS	RPI 51-100	RPI 101-150	RPI 150+				
7- 7	0- 1	0- 1	OVERALL	0- 0	0- 1	7- 4				
4- 2	0- 0	0- 1	HOME	0- 0	0- 1	4- 0				
2- 5	0- 1	0- 0	AWAY	0- 0	0- 0	2- 4				
1- 0	0- 0	0- 0	NEUTRAL	0- 0	0- 0	1- 0				
6- 5	0- 1	0- 0	NON-CONFERENCE	0- 0	0- 1	6- 3				
4- 1	0- 0	0- 0	HOME	0- 0	0- 1	4- 0				
1- 4	0- 1	0- 0	AWAY	0- 0	0- 0	1- 3				
1- 0	0- 0	0- 0	NEUTRAL	0- 0	0- 0	1- 0				
1- 2	0- 0	0- 1	CONFERENCE	0- 0	0- 0	1- 1				
0- 1	0- 0	0- 1	HOME	0- 0	0- 0	0- 0				
1- 1	0- 0	0- 0	AWAY	0- 0	0- 0	1- 1				
0- 0	0- 0	0- 0	NEUTRAL	0- 0	0- 0	0- 0				

RPI 1-25				RPI 26-50				RPI 51-100				RPI 101+ Team's RPI: 270			
RPI	S	Opponent	Score	RPI	S	Opponent	Score	RPI	S	Opponent	Score	RPI	S	Opponent	Score
25	A	Florida St.	62 92	33	H	Middle Tenn.	68 76					101	H	Richmond	65 71
												169	A	Arizona	44 49
												170	A	Fla. Atlantic	56 66
												179	A	Samford	41 70
												261	A	Loyola Chicago	61 51
												262	N	UC Irvine	69 65
												281	A	Loyola Marymount	61 66
												288	H	Ark.-Pine Bluff	65 56
												297	H	Lipscomb	72 54
												314	A	FIU	68 45
												320	H	Alcorn	57 43
												328	H	South Ala.	73 43
LAST 12 Division I GAMES:															
328	H	South Ala.	73 43	314	A	FIU	68 45								
288	H	Ark.-Pine Bluff	65 56	170	A	Fla. Atlantic	56 66								
169	A	Arizona	44 49	33	H	Middle Tenn.	68 76								
179	A	Samford	41 70	101	H	Richmond	65 71								
262	N	UC Irvine	69 65	261	A	Loyola Chicago	61 51								
281	A	Loyola Marymount	61 66	320	H	Alcorn	57 43								

Non-Div I Games:

UAB

■ Loss, 
■ Non-Conf, 
■ S Site, 
■ H Home 
■ A Away 
N Neutral

Average RPI Win:	175	WON-LOST	WINNING	LAST 10	STRENGTH OF	OPP. STRENGTH	TEAM	ADJ.	CONF.	ADJ CONF.
Average RPI Loss:	56	RECORD	PCT. RANK	GAMES	SCHEDULE	OF SCHEDULE	RPI	RPI	RPI	RPI
DIV. I ONLY	12- 2	25	8- 2	146	67	47	47	17	17	
DIV. I NON-CONF.	7- 2	48	5- 2	122	29	49	49	17	17	
TOTALS	RPI 1-25	RPI 26-50	W-L RECORDS	RPI 51-100	RPI 101-150	RPI 150+				
12- 2	0- 0	1- 1	OVERALL	1- 1	3- 0	7- 0				
6- 1	0- 0	1- 1	HOME	1- 0	1- 0	3- 0				
6- 1	0- 0	0- 0	AWAY	0- 1	2- 0	4- 0				
0- 0	0- 0	0- 0	NEUTRAL	0- 0	0- 0	0- 0				
7- 2	0- 0	1- 1	NON-CONFERENCE	0- 1	2- 0	4- 0				
3- 1	0- 0	1- 1	HOME	0- 0	0- 0	2- 0				
4- 1	0- 0	0- 0	AWAY	0- 1	2- 0	2- 0				
0- 0	0- 0	0- 0	NEUTRAL	0- 0	0- 0	0- 0				
5- 0	0- 0	0- 0	CONFERENCE	1- 0	1- 0	3- 0				
3- 0	0- 0	0- 0	HOME	1- 0	1- 0	1- 0				
2- 0	0- 0	0- 0	AWAY	0- 0	0- 0	2- 0				
0- 0	0- 0	0- 0	NEUTRAL	0- 0	0- 0	0- 0				

RPI 1-25				RPI 26-50		Team's RPI: 47		RPI 51-100				RPI 101+			
RPI	S	Opponent	Score	RPI	S	Opponent	Score	RPI	S	Opponent	Score	RPI	S	Opponent	Score
				38	H	Tulane	58 74	73	A	South Dakota St.	42 67	121	A	LSU	70 54
				44	H	Oklahoma	66 62	93	H	Appalachian St.	69 48	133	H	La.-Lafayette	67 41
												139	A	Memphis	66 59
												171	A	Texas St.	65 45
												180	H	Missouri St.	61 48
												201	A	Tulsa	66 59
												206	A	Georgia St.	75 55
												226	H	Oral Roberts	54 43
												253	A	Rice	55 40
												328	H	South Ala.	71 37
LAST 12 Division I GAMES:															
				133	H	La.-Lafayette	67 41	93	H	Appalachian St.	69 48				
				201	A	Tulsa	66 59	171	A	Texas St.	65 45				
				73	A	South Dakota St.	42 67	328	H	South Ala.	71 37				
				44	H	Oklahoma	66 62	206	A	Georgia St.	75 55				
				38	H	Tulane	58 74	226	H	Oral Roberts	54 43				
				139	A	Memphis	66 59	253	A	Rice	55 40				

Non-Div I Games:

UALR

Average RPI Win:	180	WON-LOST	WINNING	LAST 10	STRENGTH OF	OPP. STRENGTH	TEAM	ADJ.	CONF.	ADJ CONF.
Average RPI Loss:	92	RECORD	PCT. RANK	GAMES	SCHEDULE	OF SCHEDULE	RPI	RPI	RPI	RPI
DIV. I ONLY	5- 8	226	3- 6	11	152	91	91	14	14	
DIV. I NON-CONF.	4- 7	220	3- 6	26	133	138	138	14	14	
TOTALS	RPI 1-25	RPI 26-50	W-L RECORDS	RPI 51-100	RPI 101-150	RPI 150+				
5- 8	0- 2	0- 2	OVERALL	1- 1	1- 1	3- 2				
2- 3	0- 1	0- 0	HOME	1- 1	0- 1	1- 0				
2- 4	0- 1	0- 2	AWAY	0- 0	1- 0	1- 1				
1- 1	0- 0	0- 0	NEUTRAL	0- 0	0- 0	1- 1				
4- 7	0- 2	0- 1	NON-CONFERENCE	1- 1	0- 1	3- 2				
2- 3	0- 1	0- 0	HOME	1- 1	0- 1	1- 0				
1- 3	0- 1	0- 1	AWAY	0- 0	0- 0	1- 1				
1- 1	0- 0	0- 0	NEUTRAL	0- 0	0- 0	1- 1				
1- 1	0- 0	0- 1	CONFERENCE	0- 0	1- 0	0- 0				
0- 0	0- 0	0- 0	HOME	0- 0	0- 0	0- 0				
1- 1	0- 0	0- 1	AWAY	0- 0	1- 0	0- 0				
0- 0	0- 0	0- 0	NEUTRAL	0- 0	0- 0	0- 0				

RPI 1-25				RPI 26-50				RPI 51-100 Team's RPI: 91				RPI 101+			
RPI	S	Opponent	Score	RPI	S	Opponent	Score	RPI	S	Opponent	Score	RPI	S	Opponent	Score
4	H	UConn	43 102	32	A	Stanford	59 71	55	H	Pacific	60 53	107	A	CSUN	60 49
5	A	Arizona St.	51 72	45	A	Long Beach St.	60 63	62	H	St. Mary's (CA)	55 57	149	H	San Francisco	70 73
												184	A	Sacramento St.	90 82
												185	N	Santa Clara	76 79
												224	N	Southern Utah	76 53
												251	A	San Jose St.	75 89
												331	H	Utah Valley	59 49
LAST 12 Division I GAMES:															
251	A	San Jose St.	75 89	45	A	Long Beach St.	60 63	107	A	CSUN	60 49				
224	N	Southern Utah	76 53	32	A	Stanford	59 71	5	A	Arizona St.	51 72				
185	N	Santa Clara	76 79	62	H	St. Mary's (CA)	55 57	184	A	Sacramento St.	90 82				
149	H	San Francisco	70 73												
55	H	Pacific	60 53												
331	H	Utah Valley	59 49												

Non-Div I Games: Menlo

77 56

UC Davis

■ Loss, 
 ■ Non-Conf, 
 ■ S Site, 
 ■ H Home 
 ■ A Away 
 N Neutral

Average RPI Win:	309	WON-LOST	WINNING	LAST 10	STRENGTH OF	OPP. STRENGTH	TEAM	ADJ.	CONF.	ADJ CONF.
Average RPI Loss:	152	RECORD	PCT. RANK	GAMES	SCHEDULE	OF SCHEDULE	RPI	RPI	RPI	RPI
DIV. I ONLY	2- 14	332	1- 8	55	344	262	262	14	14	
DIV. I NON-CONF.	2- 12	316	1- 8	99	345	275	275	14	14	
TOTALS	RPI 1-25	RPI 26-50	W-L RECORDS	RPI 51-100	RPI 101-150	RPI 150+				
2- 14	0- 0	0- 2	OVERALL	0- 2	0- 5	2- 5				
0- 4	0- 0	0- 0	HOME	0- 1	0- 2	0- 1				
1- 7	0- 0	0- 2	AWAY	0- 1	0- 3	1- 1				
1- 3	0- 0	0- 0	NEUTRAL	0- 0	0- 0	1- 3				
2- 12	0- 0	0- 1	NON-CONFERENCE	0- 2	0- 4	2- 5				
0- 4	0- 0	0- 0	HOME	0- 1	0- 2	0- 1				
1- 5	0- 0	0- 1	AWAY	0- 1	0- 2	1- 1				
1- 3	0- 0	0- 0	NEUTRAL	0- 0	0- 0	1- 3				
0- 2	0- 0	0- 1	CONFERENCE	0- 0	0- 1	0- 0				
0- 0	0- 0	0- 0	HOME	0- 0	0- 0	0- 0				
0- 2	0- 0	0- 1	AWAY	0- 0	0- 1	0- 0				
0- 0	0- 0	0- 0	NEUTRAL	0- 0	0- 0	0- 0				

RPI 1-25			RPI 26-50			RPI 51-100			RPI 101+			Team's RPI: 262
RPI	S	Opponent	Score	RPI	S	Opponent	Score	RPI	S	Opponent	Score	Score
40	A	Purdue	44 69	44	A	South Dakota	52 96	116	A	UC Riverside	58 71	
45	A	Long Beach St.	40 57	40	H	San Diego	64 87	117	A	Bakersfield	70 80	
								117	H	Bakersfield	65 68	
								118	A	TCU	56 78	
								145	H	Pepperdine	53 76	
								162	N	Wright St.	42 80	
								251	H	San Jose St.	65 91	
								270	N	UAB	65 69	
								279	N	Bowling Green	54 62	
								289	A	Grand Canyon	54 53	
								315	A	Northern Ariz.	35 66	
								329	N	Denver	63 55	
LAST 12 Division I GAMES:												
162	N	Wright St.	42 80	116	A	UC Riverside	58 71					
40	A	Purdue	44 69	45	A	Long Beach St.	40 57					
117	H	Bakersfield	65 68	118	A	TCU	56 78					
79	H	San Diego	64 87	329	N	Denver	63 55					
117	A	Bakersfield	70 80	279	N	Bowling Green	54 62					
270	N	UAB	65 69	78	A	South Dakota	52 96					

Non-Div I Games: Concordia Irvine 78 72

UC Irvine

■ Loss, 
■ Non-Conf, 
■ S Site, 
■ H Home 
■ A Away 
N Neutral

## UC Riverside

Through Games Of Jan. 11, 2015

Average RPI Win:	231	WON-LOST	WINNING	LAST 10	STRENGTH OF	OPP. STRENGTH	TEAM	ADJ.	CONF.	ADJ CONF.
Average RPI Loss:	75	RECORD	PCT. RANK	GAMES	SCHEDULE	OF SCHEDULE	RPI	RPI	RPI	RPI
DIV. I ONLY	10- 6	104	0- 1	210	110	116	116	14	14	
DIV. I NON-CONF.	9- 5	103	0- 1	178	122	90	90	14	14	
TOTALS	RPI 1-25	RPI 26-50	W-L RECORDS	RPI 51-100	RPI 101-150	RPI 150+				
10- 6	0- 1	0- 2	OVERALL	0- 1	1- 1	9- 1				
6- 1	0- 1	0- 0	HOME	0- 0	1- 0	5- 0				
2- 5	0- 0	0- 2	AWAY	0- 1	0- 1	2- 1				
2- 0	0- 0	0- 0	NEUTRAL	0- 0	0- 0	2- 0				
9- 5	0- 1	0- 2	NON-CONFERENCE	0- 1	1- 1	8- 0				
5- 1	0- 1	0- 0	HOME	0- 0	1- 0	4- 0				
2- 4	0- 0	0- 2	AWAY	0- 1	0- 1	2- 0				
2- 0	0- 0	0- 0	NEUTRAL	0- 0	0- 0	2- 0				
1- 1	0- 0	0- 0	CONFERENCE	0- 0	0- 0	1- 1				
1- 0	0- 0	0- 0	HOME	0- 0	0- 0	1- 0				
0- 1	0- 0	0- 0	AWAY	0- 0	0- 0	0- 1				
0- 0	0- 0	0- 0	NEUTRAL	0- 0	0- 0	0- 0				

RPI	S	Opponent	Score	RPI	S	Opponent	Score	RPI	S	Opponent	Score	RPI	S	Opponent	Score	Team's RPI: 116
23	H	Washington	71 74	30	A	Fresno St.	61 73	60	A	UCLA	43 57	117	A	Bakersfield	65 66	
				50	A	Iowa St.	54 71					149	H	San Francisco	66 53	
												172	A	Cal St. Fullerton	49 58	
												185	H	Santa Clara	80 69	
												187	H	San Diego St.	64 54	
												192	A	New Mexico	70 62	
												203	N	Stephen F. Austin	90 62	
												251	H	San Jose St.	100 80	
												254	N	Brown	79 65	
												262	H	UC Irvine	71 58	
												281	A	Loyola Marymount	81 55	
												346	H	UMKC	81 38	
LAST 12 Division I GAMES:																
254	N	Brown	79 65	50	A	Iowa St.	54 71	262	H	UC Irvine	71 58	346	H	UMKC	81 38	
187	H	San Diego St.	64 54	281	A	Loyola Marymount	81 55	172	A	Cal St. Fullerton	49 58	60	A	Fresno St.	61 73	
23	H	Washington	71 74	117	A	Bakersfield	65 66	192	A	New Mexico	70 62					

Non-Div I Games:

UC Riverside

■ Loss, 
 ■ Non-Conf, 
 ■ S Site, 
 ■ Home 
 ■ A Away 
 N Neutral

RPI 1-25				RPI 26-50				RPI 51-100				RPI 101+				Team's RPI: 343	
RPI	S	Opponent	Score	RPI	S	Opponent	Score	RPI	S	Opponent	Score	RPI	S	Opponent	Score		
				32	A	Stanford	34 90	56	H	Washington St.	55 81	117	A	Bakersfield	64 74		
												121	H	LSU	45 78		
												126	H	Idaho	44 47		
												145	H	Pepperdine	44 66		
												169	A	Arizona	34 61		
												185	H	Santa Clara	33 47		
												187	A	San Diego St.	58 64		
												190	A	Nevada	58 71		
												191	H	Army	39 61		
												202	H	Cal Poly	41 56		
												300	A	Seattle	46 66		
												315	A	Northern Ariz.	49 67		
LAST 12 Division I GAMES:																	
				121	H	LSU	45 78	202	H	Cal Poly	41 56						
				145	H	Pepperdine	44 66	117	A	Bakersfield	64 74						
				187	A	San Diego St.	58 64	300	A	Seattle	46 66						
				56	H	Washington St.	55 81	32	A	Stanford	34 90						
				191	H	Army	39 61	315	A	Northern Ariz.	49 67						
				169	A	Arizona	34 61	185	H	Santa Clara	33 47						

UC Santa Barbara

Average RPI Win:	217	WON-LOST	WINNING	LAST 10	STRENGTH OF	OPP. STRENGTH	TEAM	ADJ.	CONF.	ADJ CONF.
Average RPI Loss:	142	RECORD	PCT. RANK	GAMES	SCHEDULE	OF SCHEDULE	RPI	RPI	RPI	RPI
DIV. I ONLY	6- 9	214	3- 7	156	207	212	212	8	8	
DIV. I NON-CONF.	4- 7	220	2- 6	105	201	218	218	9	9	
TOTALS	RPI 1-25	RPI 26-50	W-L RECORDS	RPI 51-100	RPI 101-150	RPI 150+				
6- 9	0- 0	0- 2	OVERALL	0- 2	0- 1	6- 4				
5- 3	0- 0	0- 0	HOME	0- 2	0- 1	5- 0				
1- 6	0- 0	0- 2	AWAY	0- 0	0- 0	1- 4				
0- 0	0- 0	0- 0	NEUTRAL	0- 0	0- 0	0- 0				
4- 7	0- 0	0- 2	NON-CONFERENCE	0- 2	0- 0	4- 3				
4- 2	0- 0	0- 0	HOME	0- 2	0- 0	4- 0				
0- 5	0- 0	0- 2	AWAY	0- 0	0- 0	0- 3				
0- 0	0- 0	0- 0	NEUTRAL	0- 0	0- 0	0- 0				
2- 2	0- 0	0- 0	CONFERENCE	0- 0	0- 1	2- 1				
1- 1	0- 0	0- 0	HOME	0- 0	0- 1	1- 0				
1- 1	0- 0	0- 0	AWAY	0- 0	0- 0	1- 1				
0- 0	0- 0	0- 0	NEUTRAL	0- 0	0- 0	0- 0				

RPI S	Opponent	Score	RPI S	Opponent	Score	RPI S	Opponent	Score	RPI S	Opponent	Score	Team's RPI: 212
33	A Middle Tenn.	57 79	33	A Middle Tenn.	57 79	51	H Stetson	49 67	139	H Memphis	66 70	
49	A St. John's (NY)	48 62	49	A St. John's (NY)	48 62	66	H Akron	64 73	165	A Massachusetts	62 67	
									170	H Fla. Atlantic	94 74	
									186	A Iona	67 75	
									193	H North Florida	60 56	
									201	H Tulsa	76 70	
									213	H Oakland	98 65	
									256	A Houston	64 50	
									266	H Jacksonville	71 59	
									278	A Cincinnati	54 70	
									314	A FIU	57 66	
LAST 12 Division I GAMES:												
33	A Middle Tenn.	57 79	278	A Cincinnati	54 70							
66	H Akron	64 73	139	H Memphis	66 70							
186	A Iona	67 75	201	H Tulsa	76 70							
49	A St. John's (NY)	48 62	256	A Houston	64 50							
314	A FIU	57 66	165	A Massachusetts	62 67							
193	H North Florida	60 56	266	H Jacksonville	71 59							

Non-Div I Games:

UCF

  Loss, 
  Non-Conf, 
  S Site, 
  H Home 
  A Away 
N Neutral



Average RPI Win:	160	WON-LOST	WINNING	LAST 10	STRENGTH OF	OPP. STRENGTH	TEAM	ADJ.	CONF.	ADJ CONF.
Average RPI Loss:	32	RECORD	PCT. RANK	GAMES	SCHEDULE	OF SCHEDULE	RPI	RPI	RPI	RPI
DIV. I ONLY	7- 9	197	1- 2	3	23	60	60	5	5	
DIV. I NON-CONF.	4- 7	220	1- 1	2	24	74	74	3	3	
TOTALS	RPI 1-25	RPI 26-50	W-L RECORDS	RPI 51-100	RPI 101-150	RPI 150+				
7- 9	0- 6	0- 1	OVERALL	2- 1	1- 1	4- 0				
3- 5	0- 4	0- 0	HOME	0- 0	1- 1	2- 0				
3- 2	0- 1	0- 1	AWAY	2- 0	0- 0	1- 0				
1- 2	0- 1	0- 0	NEUTRAL	0- 1	0- 0	1- 0				
4- 7	0- 5	0- 1	NON-CONFERENCE	0- 1	1- 0	3- 0				
3- 3	0- 3	0- 0	HOME	0- 0	1- 0	2- 0				
0- 2	0- 1	0- 1	AWAY	0- 0	0- 0	0- 0				
1- 2	0- 1	0- 0	NEUTRAL	0- 1	0- 0	1- 0				
3- 2	0- 1	0- 0	CONFERENCE	2- 0	0- 1	1- 0				
0- 2	0- 1	0- 0	HOME	0- 0	0- 1	0- 0				
3- 0	0- 0	0- 0	AWAY	2- 0	0- 0	1- 0				
0- 0	0- 0	0- 0	NEUTRAL	0- 0	0- 0	0- 0				

RPI 1-25				RPI 26-50				RPI 51-100				RPI 101+			
RPI	S	Opponent	Score	RPI	S	Opponent	Score	RPI	S	Opponent	Score	RPI	S	Opponent	Score
1	H	Notre Dame	67 82	28	A	James Madison	87 91	53	A	Southern California	59 52	116	H	UC Riverside	57 43
4	N	UConn	50 86					61	N	Miami (FL)	67 74	134	H	Oregon	46 62
10	A	North Carolina	68 84					98	A	Colorado	90 84	179	N	Samford	71 52
12	H	Texas	65 75									184	H	Sacramento St.	92 83
13	H	Oregon St.	47 65									215	A	Utah	49 46
22	H	Nebraska	66 71									278	H	Cincinnati	66 58
LAST 12 Division I GAMES:															
215	A	Utah	49 46	13	H	Oregon St.	47 65								
134	H	Oregon	46 62	179	N	Samford	71 52								
53	A	Southern California	59 52	28	A	James Madison	87 91								
1	H	Notre Dame	67 82	98	A	Colorado	90 84								
4	N	UConn	50 86	184	H	Sacramento St.	92 83								
61	N	Miami (FL)	67 74	116	H	UC Riverside	57 43								

Non-Div I Games:

UCLA

Average RPI Win:	100	WON-LOST	WINNING	LAST 10	STRENGTH OF	OPP. STRENGTH	TEAM	ADJ.	CONF.	ADJ CONF.
Average RPI Loss:	32	RECORD	PCT. RANK	GAMES	SCHEDULE	OF SCHEDULE	RPI	RPI	RPI	RPI
DIV. I ONLY	14- 1	6	10- 0	35	1	4	4	8	8	
DIV. I NON-CONF.	10- 1	16	8- 0	12	1	1	1	9	9	
TOTALS	RPI 1-25	RPI 26-50	W-L RECORDS	RPI 51-100	RPI 101-150	RPI 150+				
14- 1	3- 0	2- 1	OVERALL	4- 0	1- 0	4- 0				
5- 0	1- 0	0- 0	HOME	1- 0	1- 0	2- 0				
4- 1	1- 0	0- 1	AWAY	2- 0	0- 0	1- 0				
5- 0	1- 0	2- 0	NEUTRAL	1- 0	0- 0	1- 0				
10- 1	3- 0	2- 1	NON-CONFERENCE	3- 0	1- 0	1- 0				
3- 0	1- 0	0- 0	HOME	1- 0	1- 0	0- 0				
2- 1	1- 0	0- 1	AWAY	1- 0	0- 0	0- 0				
5- 0	1- 0	2- 0	NEUTRAL	1- 0	0- 0	1- 0				
4- 0	0- 0	0- 0	CONFERENCE	1- 0	0- 0	3- 0				
2- 0	0- 0	0- 0	HOME	0- 0	0- 0	2- 0				
2- 0	0- 0	0- 0	AWAY	1- 0	0- 0	1- 0				
0- 0	0- 0	0- 0	NEUTRAL	0- 0	0- 0	0- 0				

RPI 1-25					Team's RPI: 4		RPI 26-50					RPI 51-100					RPI 101+				
RPI	S	Opponent	Score		RPI	S	Opponent	Score		RPI	S	Opponent	Score		RPI	S	Opponent	Score			
1	A	Notre Dame	76	58	32	A	Stanford	86	88	60	N	UCLA	86	50	102	H	DePaul	98	64		
9	N	Green Bay	89	53	46	N	Vanderbilt	91	52	86	A	East Carolina	89	38	201	H	Tulsa	98	60		
19	H	Duke	83	52	49	N	St. John's (NY)	70	54	91	A	UC Davis	102	43	204	A	SMU	87	28		
										97	H	Creighton	96	60	204	H	SMU	96	45		
															229	N	Col. of Charleston	85	24		
LAST 12 Division I GAMES:																					
19	H	Duke	83	52	204	A	SMU	87	28												
204	H	SMU	96	45				201	H	Tulsa	98	60									
60	N	UCLA	86	50	49	N	St. John's (NY)	70	54												
102	H	DePaul	98	64	86	A	East Carolina	89	38												
1	A	Notre Dame	76	58	46	N	Vanderbilt	91	52												
9	N	Green Bay	89	53	229	N	Col. of Charleston	85	24												

Non-Div I Games:

UConn

Average RPI Win:	304	WON-LOST	WINNING	LAST 10	STRENGTH OF	OPP. STRENGTH	TEAM	ADJ.	CONF.	ADJ CONF.
Average RPI Loss:	197	RECORD	PCT. RANK	GAMES	SCHEDULE	OF SCHEDULE	RPI	RPI	RPI	RPI
DIV. I ONLY	4- 10	269	2- 8	334	294	322	322	23	23	
DIV. I NON-CONF.	4- 8	233	2- 8	343	280	323	323	24	24	
TOTALS	RPI 1-25	RPI 26-50	W-L RECORDS	RPI 51-100	RPI 101-150	RPI 150+				
4- 10	0- 0	0- 0	OVERALL	0- 2	0- 0	4- 8				
2- 3	0- 0	0- 0	HOME	0- 0	0- 0	2- 3				
2- 7	0- 0	0- 0	AWAY	0- 2	0- 0	2- 5				
0- 0	0- 0	0- 0	NEUTRAL	0- 0	0- 0	0- 0				
4- 8	0- 0	0- 0	NON-CONFERENCE	0- 2	0- 0	4- 6				
2- 3	0- 0	0- 0	HOME	0- 0	0- 0	2- 3				
2- 5	0- 0	0- 0	AWAY	0- 2	0- 0	2- 3				
0- 0	0- 0	0- 0	NEUTRAL	0- 0	0- 0	0- 0				
0- 2	0- 0	0- 0	CONFERENCE	0- 0	0- 0	0- 2				
0- 0	0- 0	0- 0	HOME	0- 0	0- 0	0- 0				
0- 2	0- 0	0- 0	AWAY	0- 0	0- 0	0- 2				
0- 0	0- 0	0- 0	NEUTRAL	0- 0	0- 0	0- 0				

RPI 1-25				RPI 26-50				RPI 51-100				RPI 101+				Team's RPI: 322	
RPI	S	Opponent	Score	RPI	S	Opponent	Score	RPI	S	Opponent	Score	RPI	S	Opponent	Score		
								77	A	American	51	77	157	A	Bucknell	41	85
								81	A	Penn	63	69	160	A	New Hampshire	45	67
												177	A	La Salle	62	65	
												198	H	Towson	54	59	
												245	A	UMass Lowell	62	75	
												255	H	Robert Morris	60	84	
												273	H	Loyola Maryland	81	58	
												277	H	Morgan St.	46	54	
												298	H	Coppin St.	78	65	
												321	A	UMES	87	78	
												324	A	Columbia	76	66	
												341	A	Rider	55	67	
LAST 12 Division I GAMES:																	
				81	A	Penn	63	69				160	A	New Hampshire	45	67	
				321	A	UMES	87	78				245	A	UMass Lowell	62	75	
				341	A	Rider	55	67				277	H	Morgan St.	46	54	
				157	A	Bucknell	41	85				177	A	La Salle	62	65	
				324	A	Columbia	76	66				198	H	Towson	54	59	
				77	A	American	51	77				255	H	Robert Morris	60	84	

Non-Div I Games: Eastern 93 68

UMBC

■ Loss, 
 ■ Non-Conf, 
 ■ S Site, 
 ■ H Home 
 ■ A Away 
 N Neutral

Average RPI Win:	277	WON-LOST	WINNING	LAST 10	STRENGTH OF	OPP. STRENGTH	TEAM	ADJ.	CONF.	ADJ CONF.
Average RPI Loss:	193	RECORD	PCT. RANK	GAMES	SCHEDULE	OF SCHEDULE	RPI	RPI	RPI	RPI
DIV. I ONLY	4- 7	240	4- 5	305	329	321	321	32	32	
DIV. I NON-CONF.	2- 7	290	2- 7	295	312	338	338	31	31	
TOTALS	RPI 1-25	RPI 26-50	W-L RECORDS	RPI 51-100	RPI 101-150	RPI 150+				
4- 7	0- 0	0- 0	OVERALL	0- 1	0- 2	4- 4				
4- 3	0- 0	0- 0	HOME	0- 1	0- 1	4- 1				
0- 4	0- 0	0- 0	AWAY	0- 0	0- 1	0- 3				
0- 0	0- 0	0- 0	NEUTRAL	0- 0	0- 0	0- 0				
2- 7	0- 0	0- 0	NON-CONFERENCE	0- 1	0- 2	2- 4				
2- 3	0- 0	0- 0	HOME	0- 1	0- 1	2- 1				
0- 4	0- 0	0- 0	AWAY	0- 0	0- 1	0- 3				
0- 0	0- 0	0- 0	NEUTRAL	0- 0	0- 0	0- 0				
2- 0	0- 0	0- 0	CONFERENCE	0- 0	0- 0	2- 0				
2- 0	0- 0	0- 0	HOME	0- 0	0- 0	2- 0				
0- 0	0- 0	0- 0	AWAY	0- 0	0- 0	0- 0				
0- 0	0- 0	0- 0	NEUTRAL	0- 0	0- 0	0- 0				

RPI 1-25				RPI 26-50				RPI 51-100				RPI 101+ Team's RPI: 321					
RPI	S	Opponent	Score	RPI	S	Opponent	Score	RPI	S	Opponent	Score	RPI	S	Opponent	Score		
								77	H	American	52	64	114	H	VCU	50	72
													129	A	Marshall	57	74
													182	A	Virginia Tech	41	63
													219	H	Monmouth	86	73
													232	H	N.C. A&T	58	43
													250	A	USC Upstate	38	60
													275	A	Georgetown	75	88
													317	H	Mt. St. Mary's	58	43
													322	H	UMBC	78	87
													338	H	N.C. Central	71	61
LAST 12 Division I GAMES:																	
				232	H	N.C. A&T	58	43					219	H	Monmouth	86	73
				338	H	N.C. Central	71	61					322	H	UMBC	78	87
				317	H	Mt. St. Mary's	58	43					77	H	American	52	64
				129	A	Marshall	57	74					250	A	USC Upstate	38	60
				114	H	VCU	50	72					275	A	Georgetown	75	88
				182	A	Virginia Tech	41	63									

Non-Div I Games:      Cheyney                      63    38

UMES

Average RPI Win:	314	WON-LOST	WINNING	LAST 10	STRENGTH OF	OPP. STRENGTH	TEAM	ADJ.	CONF.	ADJ CONF.
Average RPI Loss:	229	RECORD	PCT. RANK	GAMES	SCHEDULE	OF SCHEDULE	RPI	RPI	RPI	RPI
DIV. I ONLY	2- 12	324	0- 9	330	343	346	346	30	30	
DIV. I NON-CONF.	2- 11	314	1- 9	333	343	345	345	33	33	
TOTALS	RPI 1-25	RPI 26-50	W-L RECORDS	RPI 51-100	RPI 101-150	RPI 150+				
2- 12	0- 0	0- 0	OVERALL	0- 1	0- 1	2- 10				
1- 6	0- 0	0- 0	HOME	0- 0	0- 0	1- 6				
1- 6	0- 0	0- 0	AWAY	0- 1	0- 1	1- 4				
0- 0	0- 0	0- 0	NEUTRAL	0- 0	0- 0	0- 0				
2- 11	0- 0	0- 0	NON-CONFERENCE	0- 1	0- 1	2- 9				
1- 5	0- 0	0- 0	HOME	0- 0	0- 0	1- 5				
1- 6	0- 0	0- 0	AWAY	0- 1	0- 1	1- 4				
0- 0	0- 0	0- 0	NEUTRAL	0- 0	0- 0	0- 0				
0- 1	0- 0	0- 0	CONFERENCE	0- 0	0- 0	0- 1				
0- 1	0- 0	0- 0	HOME	0- 0	0- 0	0- 1				
0- 0	0- 0	0- 0	AWAY	0- 0	0- 0	0- 0				
0- 0	0- 0	0- 0	NEUTRAL	0- 0	0- 0	0- 0				

RPI 1-25			RPI 26-50			RPI 51-100			RPI 101+			Team's RPI: 346
RPI	S	Opponent	Score	RPI	S	Opponent	Score	RPI	S	Opponent	Score	
						69 A Kansas St.	36 65			116 A UC Riverside	38 81	
										172 A Cal St. Fullerton	52 72	
										193 A North Florida	62 63	
										194 H New Mexico St.	48 60	
										237 A Western Ill.	48 71	
										238 H SIUE	58 74	
										258 H Abilene Christian	55 80	
										294 A Eastern Ill.	69 53	
										299 H Southeast Mo. St.	50 65	
										306 H Milwaukee	60 72	
										329 A Denver	66 74	
										333 H Mississippi Val.	62 46	
										339 H North Texas	47 65	
LAST 12 Division I GAMES:												
339	H	North Texas	47 65	194	H	New Mexico St.	48 60					
299	H	Southeast Mo. St.	50 65	193	A	North Florida	62 63					
329	A	Denver	66 74	116	A	UC Riverside	38 81					
306	H	Milwaukee	60 72	172	A	Cal St. Fullerton	52 72					
258	H	Abilene Christian	55 80	238	H	SIUE	58 74					
333	H	Mississippi Val.	62 46	237	A	Western Ill.	48 71					

Non-Div I Games: Rockhurst 60 65 William Jewell 51 59

UMKC

Loss, Non-Conf, S Site, H Home A Away N Neutral

Average RPI Win:	260	WON-LOST	WINNING	LAST 10	STRENGTH OF	OPP. STRENGTH	TEAM	ADJ.	CONF.	ADJ CONF.
Average RPI Loss:	140	RECORD	PCT. RANK	GAMES	SCHEDULE	OF SCHEDULE	RPI	RPI	RPI	RPI
DIV. I ONLY	6- 8	200	5- 5	252	165	245	245	23	23	
DIV. I NON-CONF.	5- 6	175	5- 3	210	123	215	215	24	24	
TOTALS	RPI 1-25	RPI 26-50	W-L RECORDS	RPI 51-100	RPI 101-150	RPI 150+				
6- 8	0- 2	0- 0	OVERALL	0- 1	2- 1	4- 4				
5- 3	0- 0	0- 0	HOME	0- 1	2- 1	3- 1				
1- 5	0- 1	0- 0	AWAY	0- 0	0- 0	1- 3				
0- 0	0- 0	0- 0	NEUTRAL	0- 0	0- 0	0- 0				
5- 6	0- 2	0- 0	NON-CONFERENCE	0- 0	2- 1	3- 3				
4- 2	0- 0	0- 0	HOME	0- 0	2- 1	2- 1				
1- 4	0- 2	0- 0	AWAY	0- 0	0- 0	1- 2				
0- 0	0- 0	0- 0	NEUTRAL	0- 0	0- 0	0- 0				
1- 2	0- 0	0- 0	CONFERENCE	0- 1	0- 0	1- 1				
1- 1	0- 0	0- 0	HOME	0- 1	0- 0	1- 0				
0- 1	0- 0	0- 0	AWAY	0- 0	0- 0	0- 1				
0- 0	0- 0	0- 0	NEUTRAL	0- 0	0- 0	0- 0				

RPI 1-25				RPI 26-50				RPI 51-100				RPI 101+ Team's RPI: 245			
RPI	S	Opponent	Score	RPI	S	Opponent	Score	RPI	S	Opponent	Score	RPI	S	Opponent	Score
1	A	Notre Dame	51 105					71	H	Albany (NY)	50 78	131	H	Rhode Island	66 75
19	A	Duke	48 95									135	H	Bryant	86 85
												143	H	Yale	80 72
												153	H	Central Conn. St.	58 81
												216	A	Providence	54 66
												240	A	Holy Cross	63 78
												286	A	Binghamton	64 65
												305	H	Fairleigh Dickinson	78 67
												322	H	UMBC	75 62
												324	A	Columbia	69 59
												330	H	St. Francis Brooklyn	64 62
LAST 12 Division I GAMES:															
19	A	Duke	48 95	71	H	Albany (NY)	50 78								
135	H	Bryant	86 85	322	H	UMBC	75 62								
143	H	Yale	80 72	286	A	Binghamton	64 65								
216	A	Providence	54 66	330	H	St. Francis Brooklyn	64 62								
324	A	Columbia	69 59	240	A	Holy Cross	63 78								
305	H	Fairleigh Dickinson	78 67	153	H	Central Conn. St.	58 81								

Non-Div I Games: Mount Ida 93 41

UMass Lowell

■ Loss, 
 ■ Non-Conf, 
 ■ S Site, 
 ■ H Home 
 ■ A Away 
 N Neutral

## UNC Asheville

Through Games Of Jan. 11, 2015

Average RPI Win:	345	WON-LOST	WINNING	LAST 10	STRENGTH OF	OPP. STRENGTH	TEAM	ADJ.	CONF.	ADJ CONF.
Average RPI Loss:	207	RECORD	PCT. RANK	GAMES	SCHEDULE	OF SCHEDULE	RPI	RPI	RPI	RPI
DIV. I ONLY	2- 12	324	2- 8	327	335	342	342	31	31	
DIV. I NON-CONF.	0- 8	338	0- 5	306	312	347	347	32	32	
TOTALS	RPI 1-25	RPI 26-50	W-L RECORDS	RPI 51-100	RPI 101-150	RPI 150+				
2- 12	0- 1	0- 0	OVERALL	0- 1	0- 2	2- 8				
1- 4	0- 0	0- 0	HOME	0- 1	0- 1	1- 2				
1- 8	0- 1	0- 0	AWAY	0- 0	0- 1	1- 6				
0- 0	0- 0	0- 0	NEUTRAL	0- 0	0- 0	0- 0				
0- 8	0- 1	0- 0	NON-CONFERENCE	0- 0	0- 2	0- 5				
0- 3	0- 0	0- 0	HOME	0- 0	0- 1	0- 2				
0- 5	0- 1	0- 0	AWAY	0- 0	0- 1	0- 3				
0- 0	0- 0	0- 0	NEUTRAL	0- 0	0- 0	0- 0				
2- 4	0- 0	0- 0	CONFERENCE	0- 1	0- 0	2- 3				
1- 1	0- 0	0- 0	HOME	0- 1	0- 0	1- 0				
1- 3	0- 0	0- 0	AWAY	0- 0	0- 0	1- 3				
0- 0	0- 0	0- 0	NEUTRAL	0- 0	0- 0	0- 0				

RPI 1-25				RPI 26-50				RPI 51-100				RPI 101+ Team's RPI: 342			
RPI	S	Opponent	Score	RPI	S	Opponent	Score	RPI	S	Opponent	Score	RPI	S	Opponent	Score
21	A	South Fla.	53 97					83	H	Liberty	55 67	104	H	East Tenn. St.	68 81
												110	A	Furman	71 81
												218	A	Winthrop	55 75
												223	A	Presbyterian	57 69
												232	A	N.C. A&T	46 63
												250	A	USC Upstate	60 67
												274	A	Campbell	55 60
												307	H	Western Caro.	66 79
												327	H	Wofford	52 70
												338	A	N.C. Central	52 55
												340	A	Longwood	60 44
												349	H	Charleston So.	56 47
LAST 12 Division I GAMES:															
307	H	Western Caro.	66 79	274	A	Campbell	55 60								
340	A	Longwood	60 44	218	A	Winthrop	55 75								
110	A	Furman	71 81	223	A	Presbyterian	57 69								
327	H	Wofford	52 70	83	H	Liberty	55 67								
349	H	Charleston So.	56 47	250	A	USC Upstate	60 67								
338	A	N.C. Central	52 55	21	A	South Fla.	53 97								

Non-Div I Games: Barton 71 48

UNC Asheville

■ Loss, 
 ■ Non-Conf, 
 ■ S Site, 
 ■ H Home 
 ■ A Away 
 N Neutral

## UNC Greensboro

Through Games Of Jan. 11, 2015

Average RPI Win:	<b>294</b>	WON-LOST	WINNING	LAST 10	STRENGTH OF	OPP. STRENGTH	TEAM	ADJ.	CONF.	ADJ CONF.
Average RPI Loss:	<b>173</b>	RECORD	PCT. RANK	GAMES	SCHEDULE	OF SCHEDULE	RPI	RPI	RPI	RPI
DIV. I ONLY	<b>4- 11</b>	<b>278</b>	<b>2- 7</b>	<b>266</b>	<b>309</b>	<b>287</b>	<b>287</b>	<b>19</b>	<b>19</b>	
DIV. I NON-CONF.	<b>4- 10</b>	<b>259</b>	<b>2- 8</b>	<b>264</b>	<b>315</b>	<b>282</b>	<b>282</b>	<b>20</b>	<b>20</b>	
TOTALS	RPI 1-25	RPI 26-50	W-L RECORDS	RPI 51-100	RPI 101-150	RPI 150+				
4- 11	0- 0	0- 0	OVERALL	0- 1	0- 4	4- 6				
2- 2	0- 0	0- 0	HOME	0- 0	0- 0	2- 2				
2- 6	0- 0	0- 0	AWAY	0- 1	0- 3	2- 2				
0- 3	0- 0	0- 0	NEUTRAL	0- 0	0- 1	0- 2				
4- 10	0- 0	0- 0	NON-CONFERENCE	0- 1	0- 4	4- 5				
2- 1	0- 0	0- 0	HOME	0- 0	0- 0	2- 1				
2- 6	0- 0	0- 0	AWAY	0- 1	0- 3	2- 2				
0- 3	0- 0	0- 0	NEUTRAL	0- 0	0- 1	0- 2				
0- 1	0- 0	0- 0	CONFERENCE	0- 0	0- 0	0- 1				
0- 1	0- 0	0- 0	HOME	0- 0	0- 0	0- 1				
0- 0	0- 0	0- 0	AWAY	0- 0	0- 0	0- 0				
0- 0	0- 0	0- 0	NEUTRAL	0- 0	0- 0	0- 0				

RPI 1-25				RPI 26-50				RPI 51-100				RPI 101+				Team's RPI: 287	
RPI	S	Opponent	Score	RPI	S	Opponent	Score	RPI	S	Opponent	Score	RPI	S	Opponent	Score		
								96	A	Clemson	51	80	112	A	St. Bonaventure	60	78
												114	A	VCU	73	80	
												121	N	LSU	61	82	
												141	A	High Point	67	78	
												152	A	Hawaii	54	74	
												179	H	Samford	56	62	
												207	A	Navy	64	71	
												210	N	Northern Ky.	58	66	
												229	A	Col. of Charleston	70	68	
												250	H	USC Upstate	60	69	
												301	H	South Carolina St.	70	50	
												304	H	Gardner-Webb	76	60	
												319	N	Florida A&M	64	70	
												340	A	Longwood	70	64	
LAST 12 Division I GAMES:																	
				114	A	VCU	73	80				179	H	Samford	56	62	
				301	H	South Carolina St.	70	50				152	A	Hawaii	54	74	
				141	A	High Point	67	78				319	N	Florida A&M	64	70	
				304	H	Gardner-Webb	76	60				121	N	LSU	61	82	
				210	N	Northern Ky.	58	66				112	A	St. Bonaventure	60	78	
				207	A	Navy	64	71				340	A	Longwood	70	64	

Non-Div I Games: Livingstone 81 77

UNC Greensboro

■ Loss, 
 ■ Non-Conf, 
 ■ S Site, 
 ■ Home 
 ■ A Away 
 N Neutral



Average RPI Win:	234	WON-LOST	WINNING	LAST 10	STRENGTH OF	OPP. STRENGTH	TEAM	ADJ.	CONF.	ADJ CONF.
Average RPI Loss:	126	RECORD	PCT. RANK	GAMES	SCHEDULE	OF SCHEDULE	RPI	RPI	RPI	RPI
DIV. I ONLY	5- 9	241	4- 6	178	231	268	268	11	11	
DIV. I NON-CONF.	3- 7	250	2- 6	201	318	302	302	10	10	
TOTALS	RPI 1-25	RPI 26-50	W-L RECORDS	RPI 51-100	RPI 101-150	RPI 150+				
5- 9	0- 0	0- 1	OVERALL	0- 3	1- 2	4- 3				
5- 4	0- 0	0- 0	HOME	0- 0	1- 2	4- 2				
0- 5	0- 0	0- 1	AWAY	0- 3	0- 0	0- 1				
0- 0	0- 0	0- 0	NEUTRAL	0- 0	0- 0	0- 0				
3- 7	0- 0	0- 0	NON-CONFERENCE	0- 2	1- 2	2- 3				
3- 4	0- 0	0- 0	HOME	0- 0	1- 2	2- 2				
0- 3	0- 0	0- 0	AWAY	0- 2	0- 0	0- 1				
0- 0	0- 0	0- 0	NEUTRAL	0- 0	0- 0	0- 0				
2- 2	0- 0	0- 1	CONFERENCE	0- 1	0- 0	2- 0				
2- 0	0- 0	0- 0	HOME	0- 0	0- 0	2- 0				
0- 2	0- 0	0- 1	AWAY	0- 1	0- 0	0- 0				
0- 0	0- 0	0- 0	NEUTRAL	0- 0	0- 0	0- 0				

RPI 1-25				RPI 26-50				RPI 51-100				RPI 101+ Team's RPI: 268			
RPI	S	Opponent	Score	RPI	S	Opponent	Score	RPI	S	Opponent	Score	RPI	S	Opponent	Score
				28	A	James Madison	57 74	51	A	Stetson	55 72	101	H	Richmond	67 77
								75	A	Drexel	53 58	104	H	East Tenn. St.	61 48
								93	A	Appalachian St.	72 82	114	H	VCU	53 59
												170	A	Fla. Atlantic	80 84
												193	H	North Florida	41 55
												214	H	William & Mary	63 62
												229	H	Col. of Charleston	69 57
												274	H	Campbell	89 80
												307	H	Western Caro.	53 64
												349	H	Charleston So.	80 70
LAST 12 Division I GAMES:															
				170	A	Fla. Atlantic	80 84					75	A	Drexel	53 58
				349	H	Charleston So.	80 70					229	H	Col. of Charleston	69 57
				104	H	East Tenn. St.	61 48					28	A	James Madison	57 74
				101	H	Richmond	67 77					214	H	William & Mary	63 62
				114	H	VCU	53 59					51	A	Stetson	55 72
				307	H	Western Caro.	53 64					193	H	North Florida	41 55

Non-Div I Games: UNC Pembroke 75 38

UNCW

■ Loss, 
 ■ Non-Conf, 
 ■ S Site, 
 ■ H Home 
 ■ A Away 
 N Neutral

Average RPI Win:	235	WON-LOST	WINNING	LAST 10	STRENGTH OF	OPP. STRENGTH	TEAM	ADJ.	CONF.	ADJ CONF.
Average RPI Loss:	65	RECORD	PCT. RANK	GAMES	SCHEDULE	OF SCHEDULE	RPI	RPI	RPI	RPI
DIV. I ONLY	8- 7	148	7- 3	126	140	127	127	16	16	
DIV. I NON-CONF.	4- 7	220	3- 5	16	180	125	125	15	15	
TOTALS	RPI 1-25	RPI 26-50	W-L RECORDS	RPI 51-100	RPI 101-150	RPI 150+				
8- 7	0- 1	0- 1	OVERALL	1- 5	1- 0	6- 0				
5- 2	0- 0	0- 0	HOME	1- 2	1- 0	3- 0				
3- 4	0- 1	0- 0	AWAY	0- 3	0- 0	3- 0				
0- 1	0- 0	0- 1	NEUTRAL	0- 0	0- 0	0- 0				
4- 7	0- 1	0- 1	NON-CONFERENCE	1- 5	0- 0	3- 0				
3- 2	0- 0	0- 0	HOME	1- 2	0- 0	2- 0				
1- 4	0- 1	0- 0	AWAY	0- 3	0- 0	1- 0				
0- 1	0- 0	0- 1	NEUTRAL	0- 0	0- 0	0- 0				
4- 0	0- 0	0- 0	CONFERENCE	0- 0	1- 0	3- 0				
2- 0	0- 0	0- 0	HOME	0- 0	1- 0	1- 0				
2- 0	0- 0	0- 0	AWAY	0- 0	0- 0	2- 0				
0- 0	0- 0	0- 0	NEUTRAL	0- 0	0- 0	0- 0				

RPI	S	Opponent	Score	RPI	S	Opponent	Score	RPI	S	Opponent	Score	RPI	S	Opponent	Score	Team's RPI: 127
20	A	Iowa	45 73	38	N	Tulane	48 71	66	A	Akron	73 82	137	H	Southern Ill.	79 70	
								73	H	South Dakota St.	60 74	201	A	Tulsa	69 66	
								78	A	South Dakota	77 85	259	H	North Dakota St.	56 41	
								84	A	Hofstra	58 61	261	A	Loyola Chicago	75 58	
								92	H	Dartmouth	62 46	280	H	Northern Ill.	51 42	
								97	H	Creighton	56 58	310	H	Illinois St.	71 43	
												336	A	Bradley	70 51	
LAST 12 Division I GAMES:																
280	H	Northern Ill.	51 42	310	H	Illinois St.	71 43									
92	H	Dartmouth	62 46	137	H	Southern Ill.	79 70									
259	H	North Dakota St.	56 41	261	A	Loyola Chicago	75 58									
97	H	Creighton	56 58	336	A	Bradley	70 51									
78	A	South Dakota	77 85	73	H	South Dakota St.	60 74									
38 N		Tulane	48 71	84	A	Hofstra	58 61									

Non-Div I Games:

UNI

■ Loss, 
■ Non-Conf, 
■ S Site, 
■ H Home 
■ A Away 
N Neutral

Average RPI Win:	280	WON-LOST	WINNING	LAST 10	STRENGTH OF	OPP. STRENGTH	TEAM	ADJ.	CONF.	ADJ CONF.
Average RPI Loss:	135	RECORD	PCT. RANK	GAMES	SCHEDULE	OF SCHEDULE	RPI	RPI	RPI	RPI
DIV. I ONLY	5- 9	241	3- 7	185	281	248	248	20	20	
DIV. I NON-CONF.	3- 8	263	1- 8	177	271	283	283	19	19	
TOTALS	RPI 1-25	RPI 26-50	W-L RECORDS	RPI 51-100	RPI 101-150	RPI 150+				
5- 9	0- 0	0- 1	OVERALL	0- 2	0- 2	5- 4				
4- 2	0- 0	0- 1	HOME	0- 1	0- 0	4- 0				
1- 6	0- 0	0- 0	AWAY	0- 1	0- 1	1- 4				
0- 1	0- 0	0- 0	NEUTRAL	0- 0	0- 1	0- 0				
3- 8	0- 0	0- 1	NON-CONFERENCE	0- 2	0- 2	3- 3				
3- 2	0- 0	0- 1	HOME	0- 1	0- 0	3- 0				
0- 5	0- 0	0- 0	AWAY	0- 1	0- 1	0- 3				
0- 1	0- 0	0- 0	NEUTRAL	0- 0	0- 1	0- 0				
2- 1	0- 0	0- 0	CONFERENCE	0- 0	0- 0	2- 1				
1- 0	0- 0	0- 0	HOME	0- 0	0- 0	1- 0				
1- 1	0- 0	0- 0	AWAY	0- 0	0- 0	1- 1				
0- 0	0- 0	0- 0	NEUTRAL	0- 0	0- 0	0- 0				

RPI S	Opponent	Score	RPI S	Opponent	Score	RPI S	Opponent	Score	RPI S	Opponent	Score	Team's RPI: 248
35	H Northwestern	84 88	73	H South Dakota St.	59 65	117	A Bakersfield	71 74				
			82	A BYU	61 76	123	N Missouri	60 79				
						152	A Hawaii	70 79				
						190	A Nevada	62 71				
						195	H Wyoming	58 55				
						215	A Utah	49 62				
						224	A Southern Utah	84 93				
						251	A San Jose St.	72 68				
						281	H Loyola Marymount	91 76				
						323	H A&M-Corpus Christi	77 65				
						348	H Delaware St.	91 78				
LAST 12 Division I GAMES:												
224	A Southern Utah	84 93	251	A San Jose St.	72 68							
215	A Utah	49 62	190	A Nevada	62 71							
82	A BYU	61 76	195	H Wyoming	58 55							
73	H South Dakota St.	59 65	117	A Bakersfield	71 74							
348	H Delaware St.	91 78	35	H Northwestern	84 88							
152	A Hawaii	70 79	123	N Missouri	60 79							

Non-Div I Games:

UNLV

■ Loss, 
 ■ Non-Conf, 
 ■ S Site, 
 ■ H Home 
 ■ A Away 
 N Neutral

Average RPI Win:	297	WON-LOST	WINNING	LAST 10	STRENGTH OF	OPP. STRENGTH	TEAM	ADJ.	CONF.	ADJ CONF.
Average RPI Loss:	158	RECORD	PCT. RANK	GAMES	SCHEDULE	OF SCHEDULE	RPI	RPI	RPI	RPI
DIV. I ONLY	6- 8	200	4- 5	275	300	250	250	13	13	
DIV. I NON-CONF.	6- 7	172	5- 5	303	300	245	245	13	13	
TOTALS	RPI 1-25	RPI 26-50	W-L RECORDS	RPI 51-100	RPI 101-150	RPI 150+				
6- 8	0- 1	0- 1	OVERALL	0- 1	0- 1	6- 4				
5- 1	0- 0	0- 0	HOME	0- 1	0- 0	5- 0				
1- 7	0- 1	0- 1	AWAY	0- 0	0- 1	1- 4				
0- 0	0- 0	0- 0	NEUTRAL	0- 0	0- 0	0- 0				
6- 7	0- 1	0- 1	NON-CONFERENCE	0- 0	0- 1	6- 4				
5- 0	0- 0	0- 0	HOME	0- 0	0- 0	5- 0				
1- 7	0- 1	0- 1	AWAY	0- 0	0- 1	1- 4				
0- 0	0- 0	0- 0	NEUTRAL	0- 0	0- 0	0- 0				
0- 1	0- 0	0- 0	CONFERENCE	0- 1	0- 0	0- 0				
0- 1	0- 0	0- 0	HOME	0- 1	0- 0	0- 0				
0- 0	0- 0	0- 0	AWAY	0- 0	0- 0	0- 0				
0- 0	0- 0	0- 0	NEUTRAL	0- 0	0- 0	0- 0				

RPI 1-25				RPI 26-50				RPI 51-100				RPI 101+ Team's RPI: 250			
RPI	S	Opponent	Score	RPI	S	Opponent	Score	RPI	S	Opponent	Score	RPI	S	Opponent	Score
20	A	Iowa	56 107	50	A	Iowa St.	76 98	95	H	Kennesaw St.	63 72	110	A	Furman	59 74
												155	A	Alabama	65 74
												209	H	Morehead St.	75 69
												229	A	Col. of Charleston	60 61
												287	A	UNC Greensboro	69 60
												292	H	IPFW	85 73
												301	A	South Carolina St.	50 60
												307	A	Western Caro.	59 63
												321	H	UMES	60 38
												332	H	Norfolk St.	70 58
												342	H	UNC Asheville	67 60
LAST 12 Division I GAMES:															
209	H	Morehead St.	75 69	95	H	Kennesaw St.	63 72	110	A	Furman	59 74	229	A	Col. of Charleston	60 61
321	H	UMES	60 38	332	H	Norfolk St.	70 58	342	H	UNC Asheville	67 60	287	A	UNC Greensboro	69 60
307	A	Western Caro.	59 63	209	H	Morehead St.	75 69	292	H	IPFW	85 73				
155	A	Alabama	65 74	301	A	South Carolina St.	50 60								

Non-Div I Games: Converse 78 50 Brevard 72 44

USC Upstate

Loss, Non-Conf, S Site, H Home A Away N Neutral

Average RPI Win:	241	WON-LOST	WINNING	LAST 10	STRENGTH OF	OPP. STRENGTH	TEAM	ADJ.	CONF.	ADJ CONF.
Average RPI Loss:	109	RECORD	PCT. RANK	GAMES	SCHEDULE	OF SCHEDULE	RPI	RPI	RPI	RPI
DIV. I ONLY	7- 9	197	6- 4	228	89	196	196	27	27	
DIV. I NON-CONF.	4- 9	243	3- 6	192	85	233	233	26	26	
TOTALS	RPI 1-25	RPI 26-50	W-L RECORDS	RPI 51-100	RPI 101-150	RPI 150+				
7- 9	0- 2	0- 1	OVERALL	0- 0	0- 3	7- 3				
4- 2	0- 0	0- 1	HOME	0- 0	0- 1	4- 0				
3- 5	0- 1	0- 0	AWAY	0- 0	0- 1	3- 3				
0- 2	0- 1	0- 0	NEUTRAL	0- 0	0- 1	0- 0				
4- 9	0- 2	0- 1	NON-CONFERENCE	0- 0	0- 3	4- 3				
2- 2	0- 0	0- 1	HOME	0- 0	0- 1	2- 0				
2- 5	0- 1	0- 0	AWAY	0- 0	0- 1	2- 3				
0- 2	0- 1	0- 0	NEUTRAL	0- 0	0- 1	0- 0				
3- 0	0- 0	0- 0	CONFERENCE	0- 0	0- 0	3- 0				
2- 0	0- 0	0- 0	HOME	0- 0	0- 0	2- 0				
1- 0	0- 0	0- 0	AWAY	0- 0	0- 0	1- 0				
0- 0	0- 0	0- 0	NEUTRAL	0- 0	0- 0	0- 0				

RPI 1-25				RPI 26-50				RPI 51-100				RPI 101+ Team's RPI: 196			
RPI	S	Opponent	Score	RPI	S	Opponent	Score	RPI	S	Opponent	Score	RPI	S	Opponent	Score
11	A	Louisville	43 77	41	H	Chattanooga	54 65					123	A	Missouri	65 74
18	N	Dayton	47 78									137	H	Southern Ill.	78 87
												145	N	Pepperdine	58 59
												155	A	Alabama	55 68
												169	A	Arizona	56 61
												179	A	Samford	75 79
												183	H	Evansville	84 74
												199	A	Belmont	85 68
												209	H	Morehead St.	99 70
												221	H	Eastern Ky.	76 63
												278	H	Cincinnati	62 61
												290	A	Miami (OH)	90 57
												310	A	Illinois St.	79 46
LAST 12 Division I GAMES:															
290	A	Miami (OH)	90 57	209	H	Morehead St.	99 70								
41	H	Chattanooga	54 65	221	H	Eastern Ky.	76 63								
310	A	Illinois St.	79 46	199	A	Belmont	85 68								
155	A	Alabama	55 68	169	A	Arizona	56 61								
183	H	Evansville	84 74	123	A	Missouri	65 74								
179	A	Samford	75 79	145	N	Pepperdine	58 59								

Non-Div I Games:

UT Martin

  Loss, 
  Non-Conf, 
  S Site, 
  H Home 
  A Away 
N Neutral

Average RPI Win:	259	WON-LOST	WINNING	LAST 10	STRENGTH OF	OPP. STRENGTH	TEAM	ADJ.	CONF.	ADJ CONF.
Average RPI Loss:	179	RECORD	PCT. RANK	GAMES	SCHEDULE	OF SCHEDULE	RPI	RPI	RPI	RPI
DIV. I ONLY	7- 5	124	5- 4	329	245	243	243	18	18	
DIV. I NON-CONF.	4- 4	158	3- 4	337	212	299	299	18	18	
TOTALS	RPI 1-25	RPI 26-50	W-L RECORDS	RPI 51-100	RPI 101-150	RPI 150+				
7- 5	0- 0	0- 0	OVERALL	0- 1	0- 1	7- 3				
6- 1	0- 0	0- 0	HOME	0- 0	0- 0	6- 1				
1- 3	0- 0	0- 0	AWAY	0- 0	0- 1	1- 2				
0- 1	0- 0	0- 0	NEUTRAL	0- 1	0- 0	0- 0				
4- 4	0- 0	0- 0	NON-CONFERENCE	0- 1	0- 0	4- 3				
4- 1	0- 0	0- 0	HOME	0- 0	0- 0	4- 1				
0- 2	0- 0	0- 0	AWAY	0- 0	0- 0	0- 2				
0- 1	0- 0	0- 0	NEUTRAL	0- 1	0- 0	0- 0				
3- 1	0- 0	0- 0	CONFERENCE	0- 0	0- 1	3- 0				
2- 0	0- 0	0- 0	HOME	0- 0	0- 0	2- 0				
1- 1	0- 0	0- 0	AWAY	0- 0	0- 1	1- 0				
0- 0	0- 0	0- 0	NEUTRAL	0- 0	0- 0	0- 0				

RPI 1-25				RPI 26-50				RPI 51-100				RPI 101+				Team's RPI: 243	
RPI	S	Opponent	Score	RPI	S	Opponent	Score	RPI	S	Opponent	Score	RPI	S	Opponent	Score		
								69	N	Kansas St.	43	72	147	A	Louisiana Tech	72	90
													163	A	Southern Miss.	71	59
													192	A	New Mexico	57	72
													194	H	New Mexico St.	78	73
													204	A	SMU	59	63
													228	H	Prairie View	86	48
													253	H	Rice	54	51
													283	H	Houston Baptist	77	87
													315	H	Northern Ariz.	82	58
													320	H	Alcorn	63	53
													339	H	North Texas	60	58
LAST 12 Division I GAMES:																	
228	H	Prairie View	86	48	163	A	Southern Miss.	71	59								
192	A	New Mexico	57	72	147	A	Louisiana Tech	72	90								
283	H	Houston Baptist	77	87	253	H	Rice	54	51								
69	N	Kansas St.	43	72	339	H	North Texas	60	58								
315	H	Northern Ariz.	82	58	320	H	Alcorn	63	53								
204	A	SMU	59	63	194	H	New Mexico St.	78	73								

Non-Div I Games: Eastern N.M. 84 49

UTEP

■ Loss, 
 ■ Non-Conf, S Site, 
 ■ Home 
 ■ Away 
 N Neutral

Average RPI Win:	288	WON-LOST	WINNING	LAST 10	STRENGTH OF	OPP. STRENGTH	TEAM	ADJ.	CONF.	ADJ CONF.
Average RPI Loss:	158	RECORD	PCT. RANK	GAMES	SCHEDULE	OF SCHEDULE	RPI	RPI	RPI	RPI
DIV. I ONLY	6- 10	236	2- 8	223	319	265	265	18	18	
DIV. I NON-CONF.	5- 7	202	3- 5	187	326	242	242	18	18	
TOTALS	RPI 1-25	RPI 26-50	W-L RECORDS	RPI 51-100	RPI 101-150	RPI 150+				
6- 10	0- 1	0- 0	OVERALL	0- 1	0- 3	6- 5				
4- 4	0- 0	0- 0	HOME	0- 1	0- 1	4- 2				
2- 4	0- 1	0- 0	AWAY	0- 0	0- 2	2- 1				
0- 2	0- 0	0- 0	NEUTRAL	0- 0	0- 0	0- 2				
5- 7	0- 1	0- 0	NON-CONFERENCE	0- 1	0- 2	5- 3				
3- 3	0- 0	0- 0	HOME	0- 1	0- 1	3- 1				
2- 2	0- 1	0- 0	AWAY	0- 0	0- 1	2- 0				
0- 2	0- 0	0- 0	NEUTRAL	0- 0	0- 0	0- 2				
1- 3	0- 0	0- 0	CONFERENCE	0- 0	0- 1	1- 2				
1- 1	0- 0	0- 0	HOME	0- 0	0- 0	1- 1				
0- 2	0- 0	0- 0	AWAY	0- 0	0- 1	0- 1				
0- 0	0- 0	0- 0	NEUTRAL	0- 0	0- 0	0- 0				

RPI 1-25				RPI 26-50				RPI 51-100				RPI 101+ Team's RPI: 265			
RPI	S	Opponent	Score	RPI	S	Opponent	Score	RPI	S	Opponent	Score	RPI	S	Opponent	Score
12	A	Texas	48 68					78	H	South Dakota	69 76	109	A	Texas Tech	48 64
												144	H	Drake	61 69
												147	A	Louisiana Tech	74 79
												163	A	Southern Miss.	60 69
												171	H	Texas St.	53 57
												238	H	SIUE	75 60
												249	N	Nicholls St.	49 57
												253	H	Rice	58 62
												256	N	Houston	53 56
												258	H	Abilene Christian	70 57
												267	A	Texas-Arlington	63 55
												302	A	Lamar	72 40
												326	H	Incarinate Word	57 31
												339	H	North Texas	53 45
LAST 12 Division I GAMES:															
		78	H	South Dakota	69	76				147	A	Louisiana Tech	74	79	
		249	N	Nicholls St.	49	57				163	A	Southern Miss.	60	69	
		109	A	Texas Tech	48	64				339	H	North Texas	53	45	
		256	N	Houston	53	56				253	H	Rice	58	62	
		171	H	Texas St.	53	57				238	H	SIUE	75	60	
		267	A	Texas-Arlington	63	55				326	H	Incarinate Word	57	31	

Non-Div I Games:

UTSA

■ Loss, 
■ Non-Conf, 
■ S Site, 
■ H Home 
■ A Away 
N Neutral

Average RPI Win:	218	WON-LOST	WINNING	LAST 10	STRENGTH OF	OPP. STRENGTH	TEAM	ADJ.	CONF.	ADJ CONF.
Average RPI Loss:	79	RECORD	PCT. RANK	GAMES	SCHEDULE	OF SCHEDULE	RPI	RPI	RPI	RPI
DIV. I ONLY	6- 9	214	5- 5	154	25	215	215	5	5	
DIV. I NON-CONF.	6- 5	145	5- 3	231	88	209	209	3	3	
TOTALS	RPI 1-25	RPI 26-50	W-L RECORDS	RPI 51-100	RPI 101-150	RPI 150+				
6- 9	0- 1	0- 2	OVERALL	0- 5	1- 0	5- 1				
6- 3	0- 0	0- 0	HOME	0- 3	1- 0	5- 0				
0- 4	0- 1	0- 2	AWAY	0- 1	0- 0	0- 0				
0- 2	0- 0	0- 0	NEUTRAL	0- 1	0- 0	0- 1				
6- 5	0- 1	0- 0	NON-CONFERENCE	0- 3	1- 0	5- 1				
6- 1	0- 0	0- 0	HOME	0- 1	1- 0	5- 0				
0- 2	0- 1	0- 0	AWAY	0- 1	0- 0	0- 0				
0- 2	0- 0	0- 0	NEUTRAL	0- 1	0- 0	0- 1				
0- 4	0- 0	0- 2	CONFERENCE	0- 2	0- 0	0- 0				
0- 2	0- 0	0- 0	HOME	0- 2	0- 0	0- 0				
0- 2	0- 0	0- 2	AWAY	0- 0	0- 0	0- 0				
0- 0	0- 0	0- 0	NEUTRAL	0- 0	0- 0	0- 0				

RPI 1-25				RPI 26-50				RPI 51-100				RPI 101+ Team's RPI: 215			
RPI	S	Opponent	Score	RPI	S	Opponent	Score	RPI	S	Opponent	Score	RPI	S	Opponent	Score
22	A	Nebraska	43 66	27	A	California	49 67	53	H	Southern California	43 46	147	H	Louisiana Tech	67 52
				32	A	Stanford	44 55	60	H	UCLA	46 49	181	H	Charlotte	54 52
								82	H	BYU	56 60	222	H	Idaho St.	59 40
								94	N	Ole Miss	38 52	247	N	Portland	50 58
								97	A	Creighton	56 64	248	H	UNLV	62 49
												251	H	San Jose St.	100 87
												257	H	Utah St.	63 57
LAST 12 Division I GAMES:															
147	H	Louisiana Tech	67 52	53	H	Southern California	43 46	60	H	UCLA	46 49	32	A	Stanford	44 55
82	H	BYU	56 60	27	A	California	49 67	94	N	Ole Miss	38 52	247	N	Portland	50 58
222	H	Idaho St.	59 40												
248	H	UNLV	62 49												
257	H	Utah St.	63 57												
247	N	Portland	50 58												

Non-Div I Games:

Utah



Average RPI Win:	264	WON-LOST	WINNING	LAST 10	STRENGTH OF	OPP. STRENGTH	TEAM	ADJ.	CONF.	ADJ CONF.
Average RPI Loss:	115	RECORD	PCT. RANK	GAMES	SCHEDULE	OF SCHEDULE	RPI	RPI	RPI	RPI
DIV. I ONLY	2- 13	329	1- 8	42	173	257	257	20	20	
DIV. I NON-CONF.	2- 9	297	1- 6	43	170	235	235	19	19	
TOTALS	RPI 1-25	RPI 26-50	W-L RECORDS	RPI 51-100	RPI 101-150	RPI 150+				
2- 13	0- 2	0- 1	OVERALL	0- 3	0- 2	2- 5				
2- 3	0- 0	0- 1	HOME	0- 1	0- 1	2- 0				
0- 8	0- 2	0- 0	AWAY	0- 1	0- 1	0- 4				
0- 2	0- 0	0- 0	NEUTRAL	0- 1	0- 0	0- 1				
2- 9	0- 2	0- 0	NON-CONFERENCE	0- 3	0- 1	2- 3				
2- 1	0- 0	0- 0	HOME	0- 1	0- 0	2- 0				
0- 6	0- 2	0- 0	AWAY	0- 1	0- 1	0- 2				
0- 2	0- 0	0- 0	NEUTRAL	0- 1	0- 0	0- 1				
0- 4	0- 0	0- 1	CONFERENCE	0- 0	0- 1	0- 2				
0- 2	0- 0	0- 1	HOME	0- 0	0- 1	0- 0				
0- 2	0- 0	0- 0	AWAY	0- 0	0- 0	0- 2				
0- 0	0- 0	0- 0	NEUTRAL	0- 0	0- 0	0- 0				

RPI	S	Opponent	Score	RPI	S	Opponent	Score	RPI	S	Opponent	Score	RPI	S	Opponent	Score	Team's RPI: 257
8	A	Baylor	43 99	30	H	Fresno St.	64 70	51	N	Stetson	64 84	124	H	Boise St.	53 63	
13	A	Oregon St.	62 85					55	A	Pacific	62 70	134	A	Oregon	77 100	
								82	H	BYU	58 62	156	N	Marist	65 68	
												184	A	Sacramento St.	92 102	
												192	A	New Mexico	59 60	
												197	H	Northern Colo.	65 61	
												215	A	Utah	57 63	
												251	A	San Jose St.	58 62	
												331	H	Utah Valley	79 61	
LAST 12 Division I GAMES:																
184	A	Sacramento St.	92 102	192	A	New Mexico	59 60									
55	A	Pacific	62 70	30	H	Fresno St.	64 70									
197	H	Northern Colo.	65 61	124	H	Boise St.	53 63									
215	A	Utah	57 63	251	A	San Jose St.	58 62									
51	N	Stetson	64 84	82	H	BYU	58 62									
156	N	Marist	65 68	8	A	Baylor	43 99									

Non-Div I Games: Westminster (UT) 60 51

Utah St.

■ Loss, 
 ■ Non-Conf, 
 ■ S Site, 
 ■ Home 
 ■ A Away 
 N Neutral

## Utah Valley

Through Games Of Jan. 11, 2015

Average RPI Win:	272	WON-LOST	WINNING	LAST 10	STRENGTH OF	OPP. STRENGTH	TEAM	ADJ.	CONF.	ADJ CONF.
Average RPI Loss:	190	RECORD	PCT. RANK	GAMES	SCHEDULE	OF SCHEDULE	RPI	RPI	RPI	RPI
DIV. I ONLY	4- 10	269	3- 7	320	257	331	331	30	30	
DIV. I NON-CONF.	4- 9	243	4- 7	309	263	321	321	33	33	
TOTALS	RPI 1-25	RPI 26-50	W-L RECORDS	RPI 51-100	RPI 101-150	RPI 150+				
4- 10	0- 0	0- 0	OVERALL	0- 1	1- 2	3- 7				
4- 2	0- 0	0- 0	HOME	0- 0	1- 1	3- 1				
0- 7	0- 0	0- 0	AWAY	0- 1	0- 1	0- 5				
0- 1	0- 0	0- 0	NEUTRAL	0- 0	0- 0	0- 1				
4- 9	0- 0	0- 0	NON-CONFERENCE	0- 1	1- 2	3- 6				
4- 2	0- 0	0- 0	HOME	0- 0	1- 1	3- 1				
0- 6	0- 0	0- 0	AWAY	0- 1	0- 1	0- 4				
0- 1	0- 0	0- 0	NEUTRAL	0- 0	0- 0	0- 1				
0- 1	0- 0	0- 0	CONFERENCE	0- 0	0- 0	0- 1				
0- 0	0- 0	0- 0	HOME	0- 0	0- 0	0- 0				
0- 1	0- 0	0- 0	AWAY	0- 0	0- 0	0- 1				
0- 0	0- 0	0- 0	NEUTRAL	0- 0	0- 0	0- 0				

RPI 1-25			RPI 26-50			RPI 51-100			RPI 101+			Team's RPI: 331
RPI	S	Opponent	Score	RPI	S	Opponent	Score	RPI	S	Opponent	Score	
						91 A UC Davis	49 59			124 H Boise St.	68 60	
										125 H Eastern Wash.	62 68	
										149 A San Francisco	50 69	
										151 N Saint Louis	66 68	
										161 A Montana	44 68	
										222 A Idaho St.	67 68	
										224 A Southern Utah	61 66	
										224 H Southern Utah	72 76	
										257 A Utah St.	61 79	
										282 H Weber St.	61 40	
										300 A Seattle	58 73	
										335 H Omaha	59 57	
										347 H Air Force	58 44	
LAST 12 Division I GAMES:												
222	A	Idaho St.	67 68	300	A	Seattle	58 73					
347	H	Air Force	58 44	224	A	Southern Utah	61 66					
124	H	Boise St.	68 60	335	H	Omaha	59 57					
224	H	Southern Utah	72 76	151	N	Saint Louis	66 68					
149	A	San Francisco	50 69	161	A	Montana	44 68					
91	A	UC Davis	49 59	282	H	Weber St.	61 40					

Non-Div I Games: Montana Tech 75 65 Bristol 109 74

Utah Valley

Loss, Non-Conf, S Site, H Home A Away N Neutral

Average RPI Win:	237	WON-LOST	WINNING	LAST 10	STRENGTH OF	OPP. STRENGTH	TEAM	ADJ.	CONF.	ADJ CONF.
Average RPI Loss:	115	RECORD	PCT. RANK	GAMES	SCHEDULE	OF SCHEDULE	RPI	RPI	RPI	RPI
DIV. I ONLY	10- 5	83	7- 3	269	167	114	114	6	6	
DIV. I NON-CONF.	9- 4	84	7- 3	281	210	121	121	6	6	
TOTALS	RPI 1-25	RPI 26-50	W-L RECORDS	RPI 51-100	RPI 101-150	RPI 150+				
10- 5	0- 1	0- 0	OVERALL	0- 1	2- 2	8- 1				
7- 0	0- 0	0- 0	HOME	0- 0	2- 0	5- 0				
3- 5	0- 1	0- 0	AWAY	0- 1	0- 2	3- 1				
0- 0	0- 0	0- 0	NEUTRAL	0- 0	0- 0	0- 0				
9- 4	0- 1	0- 0	NON-CONFERENCE	0- 1	1- 1	8- 1				
6- 0	0- 0	0- 0	HOME	0- 0	1- 0	5- 0				
3- 4	0- 1	0- 0	AWAY	0- 1	0- 1	3- 1				
0- 0	0- 0	0- 0	NEUTRAL	0- 0	0- 0	0- 0				
1- 1	0- 0	0- 0	CONFERENCE	0- 0	1- 1	0- 0				
1- 0	0- 0	0- 0	HOME	0- 0	1- 0	0- 0				
0- 1	0- 0	0- 0	AWAY	0- 0	0- 1	0- 0				
0- 0	0- 0	0- 0	NEUTRAL	0- 0	0- 0	0- 0				

RPI	S	Opponent	Score	RPI	S	Opponent	Score	RPI	S	Opponent	Score	RPI	S	Opponent	Score	Team's RPI: 114
24	A	Ohio St.	86 96					83	A	Liberty	53 69	119	A	Saint Joseph's	46 63	
												131	H	Rhode Island	64 48	
												136	A	Old Dominion	44 66	
												141	H	High Point	81 59	
												178	H	Tex.-Pan American	64 43	
												214	A	William & Mary	48 56	
												223	H	Presbyterian	55 36	
												232	H	N.C. A&T	60 51	
												268	A	UNCW	59 53	
												287	H	UNC Greensboro	80 73	
												295	H	Wagner	84 75	
												298	A	Coppin St.	63 52	
												321	A	UMES	72 50	
LAST 12 Division I GAMES:																
141	H	High Point	81 59	131	H	Rhode Island	64 48									
287	H	UNC Greensboro	80 73	119	A	Saint Joseph's	46 63									
136	A	Old Dominion	44 66	232	H	N.C. A&T	60 51									
268	A	UNCW	59 53	298	A	Coppin St.	63 52									
214	A	William & Mary	48 56	178	H	Tex.-Pan American	64 43									
24	A	Ohio St.	86 96	321	A	UMES	72 50									

Non-Div I Games:

VCU

## Valparaiso

Through Games Of Jan. 11, 2015

Average RPI Win:	231	WON-LOST	WINNING	LAST 10	STRENGTH OF	OPP. STRENGTH	TEAM	ADJ.	CONF.	ADJ CONF.
Average RPI Loss:	129	RECORD	PCT. RANK	GAMES	SCHEDULE	OF SCHEDULE	RPI	RPI	RPI	RPI
DIV. I ONLY	3- 11	297	0- 9	65	252	236	236	12	12	
DIV. I NON-CONF.	3- 9	281	1- 8	87	244	236	236	12	12	
TOTALS	RPI 1-25	RPI 26-50	W-L RECORDS	RPI 51-100	RPI 101-150	RPI 150+				
3- 11	0- 1	0- 0	OVERALL	0- 4	1- 2	2- 4				
2- 5	0- 1	0- 0	HOME	0- 2	1- 0	1- 2				
1- 6	0- 0	0- 0	AWAY	0- 2	0- 2	1- 2				
0- 0	0- 0	0- 0	NEUTRAL	0- 0	0- 0	0- 0				
3- 9	0- 1	0- 0	NON-CONFERENCE	0- 4	1- 1	2- 3				
2- 4	0- 1	0- 0	HOME	0- 2	1- 0	1- 1				
1- 5	0- 0	0- 0	AWAY	0- 2	0- 1	1- 2				
0- 0	0- 0	0- 0	NEUTRAL	0- 0	0- 0	0- 0				
0- 2	0- 0	0- 0	CONFERENCE	0- 0	0- 1	0- 1				
0- 1	0- 0	0- 0	HOME	0- 0	0- 0	0- 1				
0- 1	0- 0	0- 0	AWAY	0- 0	0- 1	0- 0				
0- 0	0- 0	0- 0	NEUTRAL	0- 0	0- 0	0- 0				

RPI S	Opponent	Score	RPI S	Opponent	Score	RPI S	Opponent	Score	RPI S	Opponent	Score	Team's RPI: 236
11	H Louisville	59 86				51	H Stetson	62 73	105	H Butler	91 57	
						66	A Akron	65 100	111	A Indiana	49 81	
						67	H Illinois	58 80	148	A Cleveland St.	62 69	
						78	A South Dakota	62 81	154	H Ill.-Chicago	56 86	
									201	H Tulsa	63 87	
									238	A SIUE	65 77	
									280	A Northern Ill.	65 50	
									290	A Miami (OH)	59 82	
									308	H Tennessee Tech	79 61	
LAST 12 Division I GAMES:												
78	A South Dakota	62 81	154	H Ill.-Chicago	56 86							
201	H Tulsa	63 87	148	A Cleveland St.	62 69							
290	A Miami (OH)	59 82	51	H Stetson	62 73							
11	H Louisville	59 86	238	A SIUE	65 77							
66	A Akron	65 100	67	H Illinois	58 80							
308	H Tennessee Tech	79 61	280	A Northern Ill.	65 50							

Non-Div I Games: Purdue-Calumet 109 81

Valparaiso

■ Loss, 
 ■ Non-Conf, S Site, 
 ■ Home 
 ■ Away 
 N Neutral

Vanderbilt

Through Games Of Jan. 11, 2015

Average RPI Win:	109	WON-LOST	WINNING	LAST 10	STRENGTH OF	OPP. STRENGTH	TEAM	ADJ.	CONF.	ADJ CONF.
Average RPI Loss:	64	RECORD	PCT. RANK	GAMES	SCHEDULE	OF SCHEDULE	RPI	RPI	RPI	RPI
DIV. I ONLY	9- 7	138	4- 6	8	4	46	46	3	3	
DIV. I NON-CONF.	8- 4	92	4- 4	23	6	39	39	4	4	
TOTALS	RPI 1-25	RPI 26-50	W-L RECORDS	RPI 51-100	RPI 101-150	RPI 150+				
9- 7	1- 4	3- 1	OVERALL	1- 0	1- 1	3- 1				
6- 2	1- 2	2- 0	HOME	0- 0	0- 0	3- 0				
2- 3	0- 0	0- 1	AWAY	1- 0	1- 1	0- 1				
1- 2	0- 2	1- 0	NEUTRAL	0- 0	0- 0	0- 0				
8- 4	1- 3	2- 0	NON-CONFERENCE	1- 0	1- 0	3- 1				
5- 1	1- 1	1- 0	HOME	0- 0	0- 0	3- 0				
2- 1	0- 0	0- 0	AWAY	1- 0	1- 0	0- 1				
1- 2	0- 2	1- 0	NEUTRAL	0- 0	0- 0	0- 0				
1- 3	0- 1	1- 1	CONFERENCE	0- 0	0- 1	0- 0				
1- 1	0- 1	1- 0	HOME	0- 0	0- 0	0- 0				
0- 2	0- 0	0- 1	AWAY	0- 0	0- 1	0- 0				
0- 0	0- 0	0- 0	NEUTRAL	0- 0	0- 0	0- 0				

RPI 1-25				RPI 26-50				RPI 51-100				RPI 101+			
RPI	S	Opponent	Score	RPI	S	Opponent	Score	RPI	S	Opponent	Score	RPI	S	Opponent	Score
2	H	Tennessee	49 57	26	N	Minnesota	71 54	74	A	Elon	66 50	121	A	LSU	44 64
4	N	UConn	52 91	28	H	James Madison	66 62					130	A	Wisconsin	67 58
5	N	Arizona St.	67 72	29	A	Texas A&M	61 75					151	H	Saint Louis	75 57
9	H	Green Bay	68 64	31	H	Mississippi St.	78 62					199	H	Belmont	65 58
18	H	Dayton	67 71									271	A	Marquette	67 80
												333	H	Mississippi Val.	63 37
LAST 12 Division I GAMES:															
18	H	Dayton	67 71	31	H	Mississippi St.	78 62								
271	A	Marquette	67 80	121	A	LSU	44 64								
74	A	Elon	66 50	2	H	Tennessee	49 57								
333	H	Mississippi Val.	63 37	29	A	Texas A&M	61 75								
5	N	Arizona St.	67 72	28	H	James Madison	66 62								
4	N	UConn	52 91	26	N	Minnesota	71 54								

Non-Div I Games:

Vanderbilt

Loss, Non-Conf, S Site, H Home A Away N Neutral

Average RPI Win: <b>239</b>	WON-LOST	WINNING	LAST 10	STRENGTH OF	OPP. STRENGTH	TEAM	ADJ.	CONF.	ADJ CONF.
Average RPI Loss: <b>176</b>	RECORD	PCT. RANK	GAMES	SCHEDULE	OF SCHEDULE	RPI	RPI	RPI	RPI
DIV. I ONLY	3- 12	309	3- 7	242	232	309	309	23	23
DIV. I NON-CONF.	3- 9	281	3- 6	208	226	286	286	24	24
TOTALS	RPI 1-25	RPI 26-50	W-L RECORDS	RPI 51-100	RPI 101-150	RPI 150+			
3- 12	0- 1	0- 0	OVERALL	1- 1	0- 3	2- 7			
2- 5	0- 0	0- 0	HOME	1- 0	0- 3	1- 2			
1- 7	0- 1	0- 0	AWAY	0- 1	0- 0	1- 5			
0- 0	0- 0	0- 0	NEUTRAL	0- 0	0- 0	0- 0			
3- 9	0- 1	0- 0	NON-CONFERENCE	1- 1	0- 2	2- 5			
2- 4	0- 0	0- 0	HOME	1- 0	0- 2	1- 2			
1- 5	0- 1	0- 0	AWAY	0- 1	0- 0	1- 3			
0- 0	0- 0	0- 0	NEUTRAL	0- 0	0- 0	0- 0			
0- 3	0- 0	0- 0	CONFERENCE	0- 0	0- 1	0- 2			
0- 1	0- 0	0- 0	HOME	0- 0	0- 1	0- 0			
0- 2	0- 0	0- 0	AWAY	0- 0	0- 0	0- 2			
0- 0	0- 0	0- 0	NEUTRAL	0- 0	0- 0	0- 0			

RPI 1-25				RPI 26-50				RPI 51-100				RPI 101+ Team's RPI: 309			
RPI	S	Opponent	Score	RPI	S	Opponent	Score	RPI	S	Opponent	Score	RPI	S	Opponent	Score
9	A	Green Bay	40 60					59	A	Syracuse	63 94	128	H	Cornell	87 90
								92	H	Dartmouth	68 63	132	H	Hartford	46 62
												135	H	Bryant	55 72
												153	A	Central Conn. St.	75 77
												200	A	Sacred Heart	66 76
												211	H	Delaware	46 68
												244	A	Stony Brook	38 60
												254	H	Brown	76 81
												286	A	Binghamton	62 73
												295	H	Wagner	82 75
												303	A	Boston U.	61 66
												330	A	St. Francis Brooklyn	63 61
LAST 12 Division I GAMES:															
330	A	St. Francis Brooklyn	63 61	286	A	Binghamton	62 73								
295	H	Wagner	82 75	244	A	Stony Brook	38 60								
92	H	Dartmouth	68 63	132	H	Hartford	46 62								
200	A	Sacred Heart	66 76	128	H	Cornell	87 90								
59	A	Syracuse	63 94	9	A	Green Bay	40 60								
211	H	Delaware	46 68	153	A	Central Conn. St.	75 77								

Non-Div I Games:

Vermont

Average RPI Win:	173	WON-LOST	WINNING	LAST 10	STRENGTH OF	OPP. STRENGTH	TEAM	ADJ.	CONF.	ADJ CONF.
Average RPI Loss:	96	RECORD	PCT. RANK	GAMES	SCHEDULE	OF SCHEDULE	RPI	RPI	RPI	RPI
DIV. I ONLY	9- 7	138	7- 3	117	38	108	108	9	9	
DIV. I NON-CONF.	5- 6	175	4- 3	45	25	102	102	8	8	
TOTALS	RPI 1-25	RPI 26-50	W-L RECORDS	RPI 51-100	RPI 101-150	RPI 150+				
9- 7	0- 2	0- 1	OVERALL	2- 1	1- 1	6- 2				
6- 1	0- 0	0- 0	HOME	1- 0	1- 0	4- 1				
2- 3	0- 0	0- 1	AWAY	1- 0	0- 1	1- 1				
1- 3	0- 2	0- 0	NEUTRAL	0- 1	0- 0	1- 0				
5- 6	0- 2	0- 1	NON-CONFERENCE	1- 1	0- 1	4- 1				
3- 1	0- 0	0- 0	HOME	1- 0	0- 0	2- 1				
1- 2	0- 0	0- 1	AWAY	0- 0	0- 1	1- 0				
1- 3	0- 2	0- 0	NEUTRAL	0- 1	0- 0	1- 0				
4- 1	0- 0	0- 0	CONFERENCE	1- 0	1- 0	2- 1				
3- 0	0- 0	0- 0	HOME	0- 0	1- 0	2- 0				
1- 1	0- 0	0- 0	AWAY	1- 0	0- 0	0- 1				
0- 0	0- 0	0- 0	NEUTRAL	0- 0	0- 0	0- 0				

RPI S	Opponent	Score	RPI S	Opponent	Score	RPI S	Opponent	Score	RPI S	Opponent	Score	Team's RPI: 108
5 N	Arizona St.	46 51	41 A	Chattanooga	45 49	58 H	North Carolina St.	74 65	102 H	DePaul	79 76	
21 N	South Fla.	56 57				70 N	Georgia Tech	63 71	119 A	Saint Joseph's	54 58	
						97 A	Creighton	65 61	172 A	Cal St. Fullerton	50 43	
									175 H	Temple	64 59	
									177 H	La Salle	70 36	
									200 H	Sacred Heart	49 72	
									216 A	Providence	49 51	
									229 N	Col. of Charleston	60 41	
									271 H	Marquette	68 48	
									275 H	Georgetown	69 57	
LAST 12 Division I GAMES:												
175 H	Temple	64 59	275 H	Georgetown	69 57							
200 H	Sacred Heart	49 72	97 A	Creighton	65 61							
177 H	La Salle	70 36	271 H	Marquette	68 48							
119 A	Saint Joseph's	54 58	102 H	DePaul	79 76							
216 A	Providence	49 51	58 H	North Carolina St.	74 65							
229 N	Col. of Charleston	60 41	70 N	Georgia Tech	63 71							

Non-Div I Games:

Villanova

■ Loss, 
■ Non-Conf, S Site, 
■ Home 
■ Away 
N Neutral

Average RPI Win:	190	WON-LOST	WINNING	LAST 10	STRENGTH OF	OPP. STRENGTH	TEAM	ADJ.	CONF.	ADJ CONF.
Average RPI Loss:	113	RECORD	PCT. RANK	GAMES	SCHEDULE	OF SCHEDULE	RPI	RPI	RPI	RPI
DIV. I ONLY	12- 4	50	2- 0	208	86	88	88	2	2	
DIV. I NON-CONF.	10- 3	53	2- 0	260	103	120	120	2	2	
TOTALS	RPI 1-25	RPI 26-50	W-L RECORDS	RPI 51-100	RPI 101-150	RPI 150+				
12- 4	1- 0	0- 0	OVERALL	2- 3	2- 0	7- 1				
9- 1	1- 0	0- 0	HOME	2- 0	1- 0	5- 1				
3- 2	0- 0	0- 0	AWAY	0- 2	1- 0	2- 0				
0- 1	0- 0	0- 0	NEUTRAL	0- 1	0- 0	0- 0				
10- 3	1- 0	0- 0	NON-CONFERENCE	2- 2	2- 0	5- 1				
8- 1	1- 0	0- 0	HOME	2- 0	1- 0	4- 1				
2- 1	0- 0	0- 0	AWAY	0- 1	1- 0	1- 0				
0- 1	0- 0	0- 0	NEUTRAL	0- 1	0- 0	0- 0				
2- 1	0- 0	0- 0	CONFERENCE	0- 1	0- 0	2- 0				
1- 0	0- 0	0- 0	HOME	0- 0	0- 0	1- 0				
1- 1	0- 0	0- 0	AWAY	0- 1	0- 0	1- 0				
0- 0	0- 0	0- 0	NEUTRAL	0- 0	0- 0	0- 0				

RPI 1-25				RPI 26-50				RPI 51-100				Team's RPI: 88	RPI 101+			
RPI	S	Opponent	Score	RPI	S	Opponent	Score	RPI	S	Opponent	Score		RPI	S	Opponent	Score
24	H	Ohio St.	87 82					59	A	Syracuse	58 70		113	H	Auburn	66 51
								62	H	St. Mary's (CA)	62 49		120	A	Xavier	71 62
								67	A	Illinois	63 86		159	H	Wake Forest	72 70
								75	H	Drexel	72 66		182	A	Virginia Tech	62 47
								99	N	Toledo	62 64		227	H	Davidson	57 67
													235	H	Radford	75 47
													313	H	Howard	74 53
													314	A	FIU	74 61
													340	H	Longwood	91 49
													348	H	Delaware St.	100 62
LAST 12 Division I GAMES:																
				227	H	Davidson	57 67						314	A	FIU	74 61
				313	H	Howard	74 53						75	H	Drexel	72 66
				62	H	St. Mary's (CA)	62 49						59	A	Syracuse	58 70
				340	H	Longwood	91 49						159	H	Wake Forest	72 70
				348	H	Delaware St.	100 62						182	A	Virginia Tech	62 47
				67	A	Illinois	63 86						99	N	Toledo	62 64

Non-Div I Games:

Virginia

■ Loss, 
■ Non-Conf, S Site, 
■ Home 
■ Away 
N Neutral



Average RPI Win:	253	WON-LOST	WINNING	LAST 10	STRENGTH OF	OPP. STRENGTH	TEAM	ADJ.	CONF.	ADJ CONF.
Average RPI Loss:	112	RECORD	PCT. RANK	GAMES	SCHEDULE	OF SCHEDULE	RPI	RPI	RPI	RPI
DIV. I ONLY	9- 8	153	5- 5	139	273	182	182	2	2	
DIV. I NON-CONF.	9- 4	84	6- 2	222	328	164	164	2	2	
TOTALS	RPI 1-25	RPI 26-50	W-L RECORDS	RPI 51-100	RPI 101-150	RPI 150+				
9- 8	0- 0	0- 1	OVERALL	1- 4	1- 1	7- 2				
8- 4	0- 0	0- 1	HOME	1- 2	1- 1	6- 0				
1- 4	0- 0	0- 0	AWAY	0- 2	0- 0	1- 2				
0- 0	0- 0	0- 0	NEUTRAL	0- 0	0- 0	0- 0				
9- 4	0- 0	0- 1	NON-CONFERENCE	1- 0	1- 1	7- 2				
8- 2	0- 0	0- 1	HOME	1- 0	1- 1	6- 0				
1- 2	0- 0	0- 0	AWAY	0- 0	0- 0	1- 2				
0- 0	0- 0	0- 0	NEUTRAL	0- 0	0- 0	0- 0				
0- 4	0- 0	0- 0	CONFERENCE	0- 4	0- 0	0- 0				
0- 2	0- 0	0- 0	HOME	0- 2	0- 0	0- 0				
0- 2	0- 0	0- 0	AWAY	0- 2	0- 0	0- 0				
0- 0	0- 0	0- 0	NEUTRAL	0- 0	0- 0	0- 0				

RPI S	Opponent	Score	RPI S	Opponent	Score	RPI S	Opponent	Score	RPI S	Opponent	Score	Team's RPI: 182
			35 H	Northwestern	45 70	58 A	North Carolina St.	59 73	104 H	East Tenn. St.	72 65	
						61 H	Miami (FL)	45 62	136 H	Old Dominion	62 69	
						84 H	Hofstra	60 43	188 A	Florida	44 73	
						88 H	Virginia	47 62	216 A	Providence	72 69	
						96 A	Clemson	54 63	231 A	George Mason	69 77	
									235 H	Radford	73 60	
									307 H	Western Caro.	79 58	
									321 H	UMES	63 41	
									332 H	Norfolk St.	60 49	
									338 H	N.C. Central	80 44	
									340 H	Longwood	74 42	
LAST 12 Division I GAMES:												
			235 H	Radford	73 60	61 H	Miami (FL)	45 62				
			307 H	Western Caro.	79 58	58 A	North Carolina St.	59 73				
			338 H	N.C. Central	80 44	88 H	Virginia	47 62				
			340 H	Longwood	74 42	96 A	Clemson	54 63				
			35 H	Northwestern	45 70	84 H	Hofstra	60 43				
			188 A	Florida	44 73	104 H	East Tenn. St.	72 65				

Non-Div I Games:

Virginia Tech

■ Loss, 
 ■ Non-Conf, 
 ■ S Site, 
 ■ H Home 
 ■ A Away 
 N Neutral

Average RPI Win: <b>289</b>	WON-LOST	WINNING	LAST 10	STRENGTH OF	OPP. STRENGTH	TEAM	ADJ.	CONF.	ADJ CONF.
Average RPI Loss: <b>167</b>	RECORD	PCT. RANK	GAMES	SCHEDULE	OF SCHEDULE	RPI	RPI	RPI	RPI
DIV. I ONLY	4- 10	269	4- 6	276	205	295	295	28	28
DIV. I NON-CONF.	2- 9	297	2- 7	186	178	299	299	28	28
-----									
TOTALS	RPI 1-25	RPI 26-50	W-L RECORDS	RPI 51-100	RPI 101-150	RPI 150+			
4- 10	0- 1	0- 1	OVERALL	0- 1	0- 2	4- 5			
3- 4	0- 0	0- 0	HOME	0- 1	0- 1	3- 2			
1- 6	0- 1	0- 1	AWAY	0- 0	0- 1	1- 3			
0- 0	0- 0	0- 0	NEUTRAL	0- 0	0- 0	0- 0			
2- 9	0- 1	0- 1	NON-CONFERENCE	0- 1	0- 2	2- 4			
2- 3	0- 0	0- 0	HOME	0- 1	0- 1	2- 1			
0- 6	0- 1	0- 1	AWAY	0- 0	0- 1	0- 3			
0- 0	0- 0	0- 0	NEUTRAL	0- 0	0- 0	0- 0			
2- 1	0- 0	0- 0	CONFERENCE	0- 0	0- 0	2- 1			
1- 1	0- 0	0- 0	HOME	0- 0	0- 0	1- 1			
1- 0	0- 0	0- 0	AWAY	0- 0	0- 0	1- 0			
0- 0	0- 0	0- 0	NEUTRAL	0- 0	0- 0	0- 0			

RPI 1-25				RPI 26-50				RPI 51-100				RPI 101+ Team's RPI: 295			
RPI	S	Opponent	Score	RPI	S	Opponent	Score	RPI	S	Opponent	Score	RPI	S	Opponent	Score
6	A	Maryland	24 <b>97</b>	49	A	St. John's (NY)	49 <b>71</b>	56	H	Rutgers	53 <b>81</b>	114	A	VCU	75 <b>84</b>
												143	H	Yale	65 <b>90</b>
												217	A	NJIT	54 <b>60</b>
												219	H	Monmouth	59 <b>82</b>
												242	A	Penn St.	66 <b>96</b>
												244	H	Stony Brook	76 70
												291	H	LIU Brooklyn	72 69
												296	A	Saint Francis (PA)	76 60
												309	A	Vermont	75 <b>82</b>
												317	H	Mt. St. Mary's	58 <b>60</b>
												324	H	Columbia	97 86
LAST 12 Division I GAMES:															
143	H	Yale	65 <b>90</b>	291	H	LIU Brooklyn	72 69								
309	A	Vermont	75 <b>82</b>	317	H	Mt. St. Mary's	58 <b>60</b>								
217	A	NJIT	54 <b>60</b>	296	A	Saint Francis (PA)	76 60								
242	A	Penn St.	66 <b>96</b>	324	H	Columbia	97 86								
49	A	St. John's (NY)	49 <b>71</b>	244	H	Stony Brook	76 70								
219	H	Monmouth	59 <b>82</b>	56	H	Rutgers	53 <b>81</b>								

Non-Div I Games:

Wagner

## Wake Forest

Through Games Of Jan. 11, 2015

Average RPI Win:	238	WON-LOST	WINNING	LAST 10	STRENGTH OF	OPP. STRENGTH	TEAM	ADJ.	CONF.	ADJ CONF.
Average RPI Loss:	73	RECORD	PCT. RANK	GAMES	SCHEDULE	OF SCHEDULE	RPI	RPI	RPI	RPI
DIV. I ONLY	9- 8	153	3- 7	123	120	159	159	2	2	
DIV. I NON-CONF.	9- 5	103	5- 4	218	186	165	165	2	2	
TOTALS	RPI 1-25	RPI 26-50	W-L RECORDS	RPI 51-100	RPI 101-150	RPI 150+				
9- 8	0- 3	0- 0	OVERALL	1- 2	0- 2	8- 1				
7- 3	0- 1	0- 0	HOME	1- 0	0- 1	6- 1				
0- 4	0- 1	0- 0	AWAY	0- 2	0- 1	0- 0				
2- 1	0- 1	0- 0	NEUTRAL	0- 0	0- 0	2- 0				
9- 5	0- 1	0- 0	NON-CONFERENCE	1- 1	0- 2	8- 1				
7- 2	0- 0	0- 0	HOME	1- 0	0- 1	6- 1				
0- 2	0- 0	0- 0	AWAY	0- 1	0- 1	0- 0				
2- 1	0- 1	0- 0	NEUTRAL	0- 0	0- 0	2- 0				
0- 3	0- 2	0- 0	CONFERENCE	0- 1	0- 0	0- 0				
0- 1	0- 1	0- 0	HOME	0- 0	0- 0	0- 0				
0- 2	0- 1	0- 0	AWAY	0- 1	0- 0	0- 0				
0- 0	0- 0	0- 0	NEUTRAL	0- 0	0- 0	0- 0				

RPI	S	Opponent	Score
11	H	Louisville	68 79
16	N	Princeton	55 72
19	A	Duke	63 70

RPI	S	Opponent	Score
-----	---	----------	-------

RPI	S	Opponent	Score
54	A	Michigan	69 83
77	H	American	77 64
88	A	Virginia	70 72

RPI	S	Opponent	Score	Team's RPI: 159
101	A	Richmond	72 79	
123	H	Missouri	64 79	
161	N	Montana	73 60	
169	H	Arizona	69 72	
181	N	Charlotte	65 58	
198	H	Towson	74 64	
271	H	Marquette	89 77	
298	H	Coppin St.	65 54	
307	H	Western Caro.	77 59	
308	H	Tennessee Tech	89 62	
340	H	Longwood	64 60	

## LAST 12 Division I GAMES:

123	H	Missouri	64 79	11	H	Louisville	68 79
198	H	Towson	74 64	88	A	Virginia	70 72
101	A	Richmond	72 79	19	A	Duke	63 70
169	H	Arizona	69 72	307	H	Western Caro.	77 59
54	A	Michigan	69 83	77	H	American	77 64
161	N	Montana	73 60	181	N	Charlotte	65 58

Non-Div I Games:

Wake Forest

■ Loss, 
 ■ Non-Conf, 
 ■ S Site, 
 ■ H Home 
 ■ A Away 
 N Neutral

Average RPI Win: 140		WON-LOST	WINNING	LAST 10	STRENGTH OF	OPP. STRENGTH	TEAM	ADJ.	CONF.	ADJ CONF.
Average RPI Loss: 27		RECORD	PCT. RANK	GAMES	SCHEDULE	OF SCHEDULE	RPI	RPI	RPI	RPI
DIV. I ONLY		13- 3	30	8- 2	44	22	23	23	5	5
DIV. I NON-CONF.		11- 1	11	8- 0	125	38	20	20	3	3
TOTALS		RPI 1-25	RPI 26-50		W-L RECORDS		RPI 51-100	RPI 101-150	RPI 150+	
13- 3	1- 1	2- 2		OVERALL		1- 0	4- 0	5- 0		
5- 1	0- 0	2- 1		HOME		1- 0	1- 0	1- 0		
5- 2	0- 1	0- 1		AWAY		0- 0	1- 0	4- 0		
3- 0	1- 0	0- 0		NEUTRAL		0- 0	2- 0	0- 0		
11- 1	1- 0	1- 1		NON-CONFERENCE		1- 0	4- 0	4- 0		
4- 0	0- 0	1- 0		HOME		1- 0	1- 0	1- 0		
4- 1	0- 0	0- 1		AWAY		0- 0	1- 0	3- 0		
3- 0	1- 0	0- 0		NEUTRAL		0- 0	2- 0	0- 0		
2- 2	0- 1	1- 1		CONFERENCE		0- 0	0- 0	1- 0		
1- 1	0- 0	1- 1		HOME		0- 0	0- 0	0- 0		
1- 1	0- 1	0- 0		AWAY		0- 0	0- 0	1- 0		
0- 0	0- 0	0- 0		NEUTRAL		0- 0	0- 0	0- 0		

RPI S	Opponent	Score	RPI S	Opponent	Score	RPI S	Opponent	Score	RPI S	Opponent	Score
5	A Arizona St.	48 62	27	H California	79 77	78	H South Dakota	96 82	110	N Furman	101 69
25	N Florida St.	80 68	29	H Texas A&M	70 49				116	A UC Riverside	74 71
			32	H Stanford	56 60				132	N Hartford	81 70
			44	A Oklahoma	80 90				143	H Yale	81 51
									169	A Arizona	79 69
									187	A San Diego St.	69 48
									247	A Portland	80 45
									263	H Grambling	84 53
									300	A Seattle	102 69
LAST 12 Division I GAMES:											
116	A UC Riverside	74 71	27	H California	79 77						
187	A San Diego St.	69 48	32	H Stanford	56 60						
263	H Grambling	84 53	169	A Arizona	79 69						
247	A Portland	80 45	5	A Arizona St.	48 62						
300	A Seattle	102 69	29	H Texas A&M	70 49						
132	N Hartford	81 70	110	N Furman	101 69						

Non-Div I Games:

Washington

■ Loss, 
 ■ Non-Conf, S Site, 
 ■ Home 
 ■ Away 
 N Neutral

Average RPI Win:	163	WON-LOST	WINNING	LAST 10	STRENGTH OF	OPP. STRENGTH	TEAM	ADJ.	CONF.	ADJ CONF.
Average RPI Loss:	28	RECORD	PCT. RANK	GAMES	SCHEDULE	OF SCHEDULE	RPI	RPI	RPI	RPI
DIV. I ONLY	10- 5	83	6- 4	66	5	56	56	5	5	
DIV. I NON-CONF.	9- 2	36	7- 1	158	13	55	55	3	3	
TOTALS	RPI 1-25	RPI 26-50	W-L RECORDS	RPI 51-100	RPI 101-150	RPI 150+				
10- 5	2- 2	1- 2	OVERALL	1- 1	0- 0	6- 0				
4- 3	1- 1	0- 2	HOME	0- 0	0- 0	3- 0				
5- 1	0- 1	1- 0	AWAY	1- 0	0- 0	3- 0				
1- 1	1- 0	0- 0	NEUTRAL	0- 1	0- 0	0- 0				
9- 2	2- 1	1- 0	NON-CONFERENCE	1- 1	0- 0	5- 0				
4- 1	1- 1	0- 0	HOME	0- 0	0- 0	3- 0				
4- 0	0- 0	1- 0	AWAY	1- 0	0- 0	2- 0				
1- 1	1- 0	0- 0	NEUTRAL	0- 1	0- 0	0- 0				
1- 3	0- 1	0- 2	CONFERENCE	0- 0	0- 0	1- 0				
0- 2	0- 0	0- 2	HOME	0- 0	0- 0	0- 0				
1- 1	0- 1	0- 0	AWAY	0- 0	0- 0	1- 0				
0- 0	0- 0	0- 0	NEUTRAL	0- 0	0- 0	0- 0				

RPI 1-25				RPI 26-50				RPI 51-100				Team's RPI: 56	RPI 101+			
RPI	S	Opponent	Score	RPI	S	Opponent	Score	RPI	S	Opponent	Score		RPI	S	Opponent	Score
5	A	Arizona St.	64 78	27	H	California	62 70	54	N	Michigan	64 76		169	A	Arizona	81 70
6	N	Maryland	70 64	32	H	Stanford	76 86	63	A	Hampton	74 60		189	H	Montana St.	82 61
18	H	Dayton	76 60	43	A	Gonzaga	59 58						222	H	Idaho St.	84 34
22	H	Nebraska	61 82										281	A	Loyola Marymount	87 60
													300	H	Seattle	82 62
													343	A	UC Santa Barbara	81 55
LAST 12 Division I GAMES:																
189	H	Montana St.	82 61	32	H	Stanford	76 86									
43	A	Gonzaga	59 58	27	H	California	62 70									
343	A	UC Santa Barbara	81 55	5	A	Arizona St.	64 78									
6	N	Maryland	70 64	169	A	Arizona	81 70									
54	N	Michigan	64 76	281	A	Loyola Marymount	87 60									
63	A	Hampton	74 60	300	H	Seattle	82 62									

Non-Div I Games:

Washington St.

■ Loss, 
 ■ Non-Conf, 
 S Site, 
 ■ Home 
 ■ Away 
 N Neutral

Average RPI Win:	290	WON-LOST	WINNING	LAST 10	STRENGTH OF	OPP. STRENGTH	TEAM	ADJ.	CONF.	ADJ CONF.
Average RPI Loss:	154	RECORD	PCT. RANK	GAMES	SCHEDULE	OF SCHEDULE	RPI	RPI	RPI	RPI
DIV. I ONLY	3- 10	291	2- 8	191	333	282	282	22	22	
DIV. I NON-CONF.	3- 6	233	2- 6	197	341	262	262	21	21	
TOTALS	RPI 1-25	RPI 26-50	W-L RECORDS	RPI 51-100	RPI 101-150	RPI 150+				
3- 10	0- 0	0- 0	OVERALL	0- 3	0- 2	3- 5				
1- 5	0- 0	0- 0	HOME	0- 2	0- 2	1- 1				
2- 4	0- 0	0- 0	AWAY	0- 1	0- 0	2- 3				
0- 1	0- 0	0- 0	NEUTRAL	0- 0	0- 0	0- 1				
3- 6	0- 0	0- 0	NON-CONFERENCE	0- 3	0- 0	3- 3				
1- 3	0- 0	0- 0	HOME	0- 2	0- 0	1- 1				
2- 2	0- 0	0- 0	AWAY	0- 1	0- 0	2- 1				
0- 1	0- 0	0- 0	NEUTRAL	0- 0	0- 0	0- 1				
0- 4	0- 0	0- 0	CONFERENCE	0- 0	0- 2	0- 2				
0- 2	0- 0	0- 0	HOME	0- 0	0- 2	0- 0				
0- 2	0- 0	0- 0	AWAY	0- 0	0- 0	0- 2				
0- 0	0- 0	0- 0	NEUTRAL	0- 0	0- 0	0- 0				

RPI S	Opponent	Score	RPI S	Opponent	Score	RPI S	Opponent	Score	RPI S	Opponent	Score	Team's RPI: 282
						68	H Oklahoma St.	49 55	125	H Eastern Wash.	55 69	
						79	H San Diego	50 59	126	H Idaho	60 67	
						82	A BYU	53 64	161	A Montana	43 53	
									172	H Cal St. Fullerton	68 70	
									189	A Montana St.	54 62	
									194	A New Mexico St.	100 97	
									205	N Eastern Mich.	42 57	
									329	H Denver	65 63	
									331	A Utah Valley	40 61	
									347	A Air Force	71 53	
LAST 12 Division I GAMES:												
329	H Denver	65 63	189	A Montana St.	54 62							
82	A BYU	53 64	161	A Montana	43 53							
79	H San Diego	50 59	126	H Idaho	60 67							
205	N Eastern Mich.	42 57	125	H Eastern Wash.	55 69							
194	A New Mexico St.	100 97	68	H Oklahoma St.	49 55							
172	H Cal St. Fullerton	68 70	331	A Utah Valley	40 61							

Non-Div I Games: Montana Western 77 31 Bristol 94 48

Weber St.

## West Virginia

Through Games Of Jan. 11, 2015

Average RPI Win:	201	WON-LOST	WINNING	LAST 10	STRENGTH OF	OPP. STRENGTH	TEAM	ADJ.	CONF.	ADJ CONF.
Average RPI Loss:	24	RECORD	PCT. RANK	GAMES	SCHEDULE	OF SCHEDULE	RPI	RPI	RPI	RPI
DIV. I ONLY	10- 5	83	6- 4	73	79	65	65	4	4	
DIV. I NON-CONF.	10- 2	31	8- 1	189	144	59	59	5	5	
TOTALS	RPI 1-25	RPI 26-50	W-L RECORDS	RPI 51-100	RPI 101-150	RPI 150+				
10- 5	0- 3	1- 2	OVERALL	1- 0	1- 0	7- 0				
8- 1	0- 1	1- 0	HOME	1- 0	0- 0	6- 0				
1- 4	0- 2	0- 2	AWAY	0- 0	0- 0	1- 0				
1- 0	0- 0	0- 0	NEUTRAL	0- 0	1- 0	0- 0				
10- 2	0- 1	1- 1	NON-CONFERENCE	1- 0	1- 0	7- 0				
8- 0	0- 0	1- 0	HOME	1- 0	0- 0	6- 0				
1- 2	0- 1	0- 1	AWAY	0- 0	0- 0	1- 0				
1- 0	0- 0	0- 0	NEUTRAL	0- 0	1- 0	0- 0				
0- 3	0- 2	0- 1	CONFERENCE	0- 0	0- 0	0- 0				
0- 1	0- 1	0- 0	HOME	0- 0	0- 0	0- 0				
0- 2	0- 1	0- 1	AWAY	0- 0	0- 0	0- 0				
0- 0	0- 0	0- 0	NEUTRAL	0- 0	0- 0	0- 0				

RPI 1-25				RPI 26-50				RPI 51-100				Team's RPI: 65	RPI 101+			
RPI	S	Opponent	Score	RPI	S	Opponent	Score	RPI	S	Opponent	Score		RPI	S	Opponent	Score
8	H	Baylor	62 66	31	A	Mississippi St.	61 74	89	H	Duquesne	79 60		129	N	Marshall	69 56
12	A	Texas	55 61	36	H	Seton Hall	89 87						158	H	Fairfield	67 53
24	A	Ohio St.	54 96	44	A	Oklahoma	60 71						183	H	Evansville	83 39
													221	H	Eastern Ky.	67 42
													292	H	IPFW	82 48
													296	H	Saint Francis (PA)	101 46
													298	H	Coppin St.	83 43
													305	A	Fairleigh Dickinson	80 52
LAST 12 Division I GAMES:																
129	N	Marshall	69 56	8	H	Baylor	62 66									
292	H	IPFW	82 48	12	A	Texas	55 61									
89	H	Duquesne	79 60	44	A	Oklahoma	60 71									
298	H	Coppin St.	83 43	296	H	Saint Francis (PA)	101 46									
305	A	Fairleigh Dickinson	80 52	24	A	Ohio St.	54 96									
158	H	Fairfield	67 53	183	H	Evansville	83 39									

Non-Div I Games:

West Virginia

■ Loss, 
 ■ Non-Conf, S Site, 
 ■ Home 
 ■ Away 
 N Neutral

Average RPI Win:	290	WON-LOST	WINNING	LAST 10	STRENGTH OF	OPP. STRENGTH	TEAM	ADJ.	CONF.	ADJ CONF.
Average RPI Loss:	215	RECORD	PCT. RANK	GAMES	SCHEDULE	OF SCHEDULE	RPI	RPI	RPI	RPI
DIV. I ONLY	5- 8	226	3- 5	340	308	307	307	19	19	
DIV. I NON-CONF.	5- 7	202	4- 5	342	322	305	305	20	20	
TOTALS	RPI 1-25	RPI 26-50	W-L RECORDS	RPI 51-100	RPI 101-150	RPI 150+				
5- 8	0- 0	0- 0	OVERALL	0- 0	0- 1	5- 7				
2- 3	0- 0	0- 0	HOME	0- 0	0- 1	2- 2				
2- 4	0- 0	0- 0	AWAY	0- 0	0- 0	2- 4				
1- 1	0- 0	0- 0	NEUTRAL	0- 0	0- 0	1- 1				
5- 7	0- 0	0- 0	NON-CONFERENCE	0- 0	0- 0	5- 7				
2- 2	0- 0	0- 0	HOME	0- 0	0- 0	2- 2				
2- 4	0- 0	0- 0	AWAY	0- 0	0- 0	2- 4				
1- 1	0- 0	0- 0	NEUTRAL	0- 0	0- 0	1- 1				
0- 1	0- 0	0- 0	CONFERENCE	0- 0	0- 1	0- 0				
0- 1	0- 0	0- 0	HOME	0- 0	0- 1	0- 0				
0- 0	0- 0	0- 0	AWAY	0- 0	0- 0	0- 0				
0- 0	0- 0	0- 0	NEUTRAL	0- 0	0- 0	0- 0				

RPI 1-25			RPI 26-50			RPI 51-100			RPI 101+			Team's RPI: 307
RPI	S	Opponent	Score	RPI	S	Opponent	Score	RPI	S	Opponent	Score	
								142	H	Mercer	51	68
								159	A	Wake Forest	59	77
								182	A	Virginia Tech	58	79
								193	A	North Florida	45	62
								221	N	Eastern Ky.	62	71
								223	H	Presbyterian	44	51
								250	H	USC Upstate	63	59
								264	A	Bethune-Cookman	53	63
								268	A	UNCW	64	53
								274	H	Campbell	67	57
								314	N	FIU	83	69
								338	H	N.C. Central	59	64
								342	A	UNC Asheville	79	66
LAST 12 Division I GAMES:												
342	A	UNC Asheville	79	66	142	H	Mercer	51	68			
182	A	Virginia Tech	58	79	264	A	Bethune-Cookman	53	63			
250	H	USC Upstate	63	59	159	A	Wake Forest	59	77			
268	A	UNCW	64	53	193	A	North Florida	45	62			
221	N	Eastern Ky.	62	71	314	N	FIU	83	69			
274	H	Campbell	67	57	223	H	Presbyterian	44	51			

Non-Div I Games: North Greenville 75 74 Livingstone 66 55 Montreat 110 37

Western Caro.

Loss, Non-Conf, S Site, H Home A Away N Neutral



Average RPI Win:	318	WON-LOST	WINNING	LAST 10	STRENGTH OF	OPP. STRENGTH	TEAM	ADJ.	CONF.	ADJ CONF.
Average RPI Loss:	156	RECORD	PCT. RANK	GAMES	SCHEDULE	OF SCHEDULE	RPI	RPI	RPI	RPI
DIV. I ONLY	8- 6	129	6- 3	331	337	237	237	26	26	
DIV. I NON-CONF.	6- 5	145	5- 3	339	335	253	253	27	27	
TOTALS	RPI 1-25	RPI 26-50	W-L RECORDS	RPI 51-100	RPI 101-150	RPI 150+				
8- 6	0- 0	0- 0	OVERALL	0- 1	0- 2	8- 3				
4- 2	0- 0	0- 0	HOME	0- 1	0- 1	4- 0				
4- 4	0- 0	0- 0	AWAY	0- 0	0- 1	4- 3				
0- 0	0- 0	0- 0	NEUTRAL	0- 0	0- 0	0- 0				
6- 5	0- 0	0- 0	NON-CONFERENCE	0- 0	0- 2	6- 3				
3- 1	0- 0	0- 0	HOME	0- 0	0- 1	3- 0				
3- 4	0- 0	0- 0	AWAY	0- 0	0- 1	3- 3				
0- 0	0- 0	0- 0	NEUTRAL	0- 0	0- 0	0- 0				
2- 1	0- 0	0- 0	CONFERENCE	0- 1	0- 0	2- 0				
1- 1	0- 0	0- 0	HOME	0- 1	0- 0	1- 0				
1- 0	0- 0	0- 0	AWAY	0- 0	0- 0	1- 0				
0- 0	0- 0	0- 0	NEUTRAL	0- 0	0- 0	0- 0				

RPI S	Opponent	Score	RPI S	Opponent	Score	RPI S	Opponent	Score	RPI S	Opponent	Score	Team's RPI: 237
						78	H South Dakota	87 101	123	A Missouri	52 89	
									140	H North Dakota	77 85	
									154	A Ill.-Chicago	54 67	
									170	A Fla. Atlantic	88 90	
									271	A Marquette	57 65	
									292	A IPFW	98 85	
									294	H Eastern Ill.	63 54	
									299	A Southeast Mo. St.	79 62	
									306	H Milwaukee	79 59	
									334	A Chicago St.	90 55	
									335	H Omaha	71 56	
									336	A Bradley	75 63	
									346	H UMKC	71 48	
LAST 12 Division I GAMES:												
294	H Eastern Ill.	63 54	78	H South Dakota	87 101							
336	A Bradley	75 63	335	H Omaha	71 56							
154	A Ill.-Chicago	54 67	292	A IPFW	98 85							
299	A Southeast Mo. St.	79 62	306	H Milwaukee	79 59							
140	H North Dakota	77 85	271	A Marquette	57 65							
346	H UMKC	71 48	170	A Fla. Atlantic	88 90							

Non-Div I Games: Eureka 91 50 William Woods 89 42

Western Ill.

Average RPI Win:	160	WON-LOST	WINNING	LAST 10	STRENGTH OF	OPP. STRENGTH	TEAM	ADJ.	CONF.	ADJ CONF.
Average RPI Loss:	21	RECORD	PCT. RANK	GAMES	SCHEDULE	OF SCHEDULE	RPI	RPI	RPI	RPI
DIV. I ONLY	14- 2	16	10- 0	49	99	14	14	18	18	
DIV. I NON-CONF.	11- 2	29	8- 1	47	110	14	14	18	18	
TOTALS	RPI 1-25	RPI 26-50	W-L RECORDS	RPI 51-100	RPI 101-150	RPI 150+				
14- 2	0- 1	1- 1	OVERALL	4- 0	3- 0	6- 0				
6- 0	0- 0	0- 0	HOME	2- 0	1- 0	3- 0				
7- 2	0- 1	0- 1	AWAY	2- 0	2- 0	3- 0				
1- 0	0- 0	1- 0	NEUTRAL	0- 0	0- 0	0- 0				
11- 2	0- 1	1- 1	NON-CONFERENCE	4- 0	1- 0	5- 0				
6- 0	0- 0	0- 0	HOME	2- 0	1- 0	3- 0				
4- 2	0- 1	0- 1	AWAY	2- 0	0- 0	2- 0				
1- 0	0- 0	1- 0	NEUTRAL	0- 0	0- 0	0- 0				
3- 0	0- 0	0- 0	CONFERENCE	0- 0	2- 0	1- 0				
0- 0	0- 0	0- 0	HOME	0- 0	0- 0	0- 0				
3- 0	0- 0	0- 0	AWAY	0- 0	2- 0	1- 0				
0- 0	0- 0	0- 0	NEUTRAL	0- 0	0- 0	0- 0				

RPI 1-25				RPI 26-50				RPI 51-100				RPI 101+			
RPI	S	Opponent	Score	RPI	S	Opponent	Score	RPI	S	Opponent	Score	RPI	S	Opponent	Score
11	A	Louisville	67 89	31	A	Mississippi St.	77 88	71	H	Albany (NY)	63 54	129	A	Marshall	67 53
				38	N	Tulane	69 64	84	A	Hofstra	70 65	136	A	Old Dominion	76 60
								94	H	Ole Miss	98 69	150	H	Ball St.	84 59
								98	A	Colorado	79 78	181	A	Charlotte	76 61
												199	A	Belmont	66 50
												220	A	Austin Peay	91 68
												230	H	Central Ark.	93 57
												293	H	Alabama St.	93 54
												318	H	Alabama A&M	96 44
LAST 12 Division I GAMES:															
220	A	Austin Peay	91 68	136	A	Old Dominion	76 60								
293	H	Alabama St.	93 54	181	A	Charlotte	76 61								
94	H	Ole Miss	98 69	129	A	Marshall	67 53								
318	H	Alabama A&M	96 44	199	A	Belmont	66 50								
84	A	Hofstra	70 65	150	H	Ball St.	84 59								
38	N	Tulane	69 64	11	A	Louisville	67 89								

Non-Div I Games:

Western Ky.

■ Loss, 
 ■ Non-Conf, S Site, 
 ■ Home 
 ■ Away 
 N Neutral

Average RPI Win:	205	WON-LOST	WINNING	LAST 10	STRENGTH OF	OPP. STRENGTH	TEAM	ADJ.	CONF.	ADJ CONF.
Average RPI Loss:	96	RECORD	PCT. RANK	GAMES	SCHEDULE	OF SCHEDULE	RPI	RPI	RPI	RPI
DIV. I ONLY	7- 5	124	4- 4	106	124	72	72	15	15	
DIV. I NON-CONF.	5- 4	139	3- 4	227	98	119	119	16	16	
TOTALS	RPI 1-25	RPI 26-50	W-L RECORDS	RPI 51-100	RPI 101-150	RPI 150+				
7- 5	0- 2	0- 0	OVERALL	2- 1	0- 1	5- 1				
4- 0	0- 0	0- 0	HOME	2- 0	0- 0	2- 0				
2- 5	0- 2	0- 0	AWAY	0- 1	0- 1	2- 1				
1- 0	0- 0	0- 0	NEUTRAL	0- 0	0- 0	1- 0				
5- 4	0- 2	0- 0	NON-CONFERENCE	0- 1	0- 0	5- 1				
2- 0	0- 0	0- 0	HOME	0- 0	0- 0	2- 0				
2- 4	0- 2	0- 0	AWAY	0- 1	0- 0	2- 1				
1- 0	0- 0	0- 0	NEUTRAL	0- 0	0- 0	1- 0				
2- 1	0- 0	0- 0	CONFERENCE	2- 0	0- 1	0- 0				
2- 0	0- 0	0- 0	HOME	2- 0	0- 0	0- 0				
0- 1	0- 0	0- 0	AWAY	0- 0	0- 1	0- 0				
0- 0	0- 0	0- 0	NEUTRAL	0- 0	0- 0	0- 0				

RPI 1-25				RPI 26-50				RPI 51-100				RPI 101+			
RPI	S	Opponent	Score	RPI	S	Opponent	Score	RPI	S	Opponent	Score	RPI	S	Opponent	Score
9	A	Green Bay	55 70					54	A	Michigan	47 74	150	A	Ball St.	36 54
24	A	Ohio St.	46 83					66	H	Akron	67 61	165	H	Massachusetts	63 41
								85	H	Ohio	61 51	240	N	Holy Cross	51 40
												244	A	Stony Brook	55 59
												259	H	North Dakota St.	74 59
												284	A	Detroit	71 57
												334	A	Chicago St.	73 43
LAST 12 Division I GAMES:															
284	A	Detroit	71 57	150	A	Ball St.	36 54								
24	A	Ohio St.	46 83	85	H	Ohio	61 51								
9	A	Green Bay	55 70	66	H	Akron	67 61								
334	A	Chicago St.	73 43	240	N	Holy Cross	51 40								
54	A	Michigan	47 74	244	A	Stony Brook	55 59								
259	H	North Dakota St.	74 59	165	H	Massachusetts	63 41								

Non-Div I Games: Kentucky St. 70 45 Trine 81 45

Western Mich.

Average RPI Win:	169	WON-LOST	WINNING	LAST 10	STRENGTH OF	OPP. STRENGTH	TEAM	ADJ.	CONF.	ADJ CONF.
Average RPI Loss:	47	RECORD	PCT. RANK	GAMES	SCHEDULE	OF SCHEDULE	RPI	RPI	RPI	RPI
DIV. I ONLY	12- 3	35	2- 0	84	58	42	42	16	16	
DIV. I NON-CONF.	9- 3	60	2- 0	96	34	51	51	15	15	
TOTALS	RPI 1-25	RPI 26-50	W-L RECORDS	RPI 51-100	RPI 101-150	RPI 150+				
12- 3	1- 2	0- 0	OVERALL	4- 0	0- 1	7- 0				
9- 0	0- 0	0- 0	HOME	3- 0	0- 0	6- 0				
1- 2	0- 1	0- 0	AWAY	0- 0	0- 1	1- 0				
2- 1	1- 1	0- 0	NEUTRAL	1- 0	0- 0	0- 0				
9- 3	1- 2	0- 0	NON-CONFERENCE	3- 0	0- 1	5- 0				
7- 0	0- 0	0- 0	HOME	2- 0	0- 0	5- 0				
0- 2	0- 1	0- 0	AWAY	0- 0	0- 1	0- 0				
2- 1	1- 1	0- 0	NEUTRAL	1- 0	0- 0	0- 0				
3- 0	0- 0	0- 0	CONFERENCE	1- 0	0- 0	2- 0				
2- 0	0- 0	0- 0	HOME	1- 0	0- 0	1- 0				
1- 0	0- 0	0- 0	AWAY	0- 0	0- 0	1- 0				
0- 0	0- 0	0- 0	NEUTRAL	0- 0	0- 0	0- 0				

RPI 1-25				RPI 26-50		Team's RPI: 42		RPI 51-100				RPI 101+			
RPI	S	Opponent	Score	RPI	S	Opponent	Score	RPI	S	Opponent	Score	RPI	S	Opponent	Score
2	A	Tennessee	51 54					64	H	Indiana St.	63 52	125	A	Eastern Wash.	58 86
15	N	FGCU	39 56					69	H	Kansas St.	51 48	180	A	Missouri St.	71 59
24	N	Ohio St.	70 55					96	N	Clemson	63 48	183	H	Evansville	54 44
								97	H	Creighton	65 56	218	H	Winthrop	66 20
												234	H	La.-Monroe	57 42
												267	H	Texas-Arlington	71 61
												288	H	Ark.-Pine Bluff	55 26
												312	H	Sam Houston St.	70 46
LAST 12 Division I GAMES:															
312	H	Sam Houston St.	70 46	267	H	Texas-Arlington	71 61								
218	H	Winthrop	66 20	288	H	Ark.-Pine Bluff	55 26								
234	H	La.-Monroe	57 42	180	A	Missouri St.	71 59								
2	A	Tennessee	51 54	183	H	Evansville	54 44								
69	H	Kansas St.	51 48	64	H	Indiana St.	63 52								
96	N	Clemson	63 48	24	N	Ohio St.	70 55								

Non-Div I Games:

Wichita St.

RPI

Average RPI Win:	283	WON-LOST	WINNING	LAST 10	STRENGTH OF	OPP. STRENGTH	TEAM	ADJ.	CONF.	ADJ CONF.
Average RPI Loss:	122	RECORD	PCT. RANK	GAMES	SCHEDULE	OF SCHEDULE	RPI	RPI	RPI	RPI
DIV. I ONLY	7- 7	159	5- 5	259	253	218	218	31	31	
DIV. I NON-CONF.	3- 5	215	3- 3	83	44	145	145	32	32	
TOTALS	RPI 1-25	RPI 26-50	W-L RECORDS	RPI 51-100	RPI 101-150	RPI 150+				
7- 7	0- 2	0- 1	OVERALL	0- 0	1- 2	6- 2				
5- 2	0- 0	0- 0	HOME	0- 0	1- 1	4- 1				
2- 4	0- 2	0- 1	AWAY	0- 0	0- 1	2- 0				
0- 1	0- 0	0- 0	NEUTRAL	0- 0	0- 0	0- 1				
3- 5	0- 2	0- 1	NON-CONFERENCE	0- 0	1- 1	2- 1				
2- 1	0- 0	0- 0	HOME	0- 0	1- 1	1- 0				
1- 3	0- 2	0- 1	AWAY	0- 0	0- 0	1- 0				
0- 1	0- 0	0- 0	NEUTRAL	0- 0	0- 0	0- 1				
4- 2	0- 0	0- 0	CONFERENCE	0- 0	0- 1	4- 1				
3- 1	0- 0	0- 0	HOME	0- 0	0- 0	3- 1				
1- 1	0- 0	0- 0	AWAY	0- 0	0- 1	1- 0				
0- 0	0- 0	0- 0	NEUTRAL	0- 0	0- 0	0- 0				

RPI 1-25				RPI 26-50				RPI 51-100				RPI 101+ Team's RPI: 218			
RPI	S	Opponent	Score	RPI	S	Opponent	Score	RPI	S	Opponent	Score	RPI	S	Opponent	Score
2	A	Tennessee	48 81	42	A	Wichita St.	20 66					110	H	Furman	55 73
24	A	Ohio St.	52 66									113	H	Auburn	56 54
												141	A	High Point	55 81
												227	H	Davidson	75 60
												231	N	George Mason	57 69
												274	H	Campbell	61 59
												304	H	Gardner-Webb	65 79
												338	A	N.C. Central	71 63
												340	H	Longwood	81 48
												342	H	UNC Asheville	75 55
												349	A	Charleston So.	79 50
LAST 12 Division I GAMES:															
42	A	Wichita St.	20 66	141	A	High Point	55 81								
231	N	George Mason	57 69	342	H	UNC Asheville	75 55								
227	H	Davidson	75 60	304	H	Gardner-Webb	65 79								
24	A	Ohio St.	52 66	349	A	Charleston So.	79 50								
274	H	Campbell	61 59	340	H	Longwood	81 48								
113	H	Auburn	56 54	338	A	N.C. Central	71 63								

Non-Div I Games: Gallaudet 117 43

Winthrop

Loss, Non-Conf, S Site, H Home A Away N Neutral

Average RPI Win:	215	WON-LOST	WINNING	LAST 10	STRENGTH OF	OPP. STRENGTH	TEAM	ADJ.	CONF.	ADJ CONF.
Average RPI Loss:	58	RECORD	PCT. RANK	GAMES	SCHEDULE	OF SCHEDULE	RPI	RPI	RPI	RPI
DIV. I ONLY	6- 9	214	5- 5	38	40	130	130	1	1	
DIV. I NON-CONF.	4- 6	206	3- 4	110	32	159	159	1	1	
TOTALS	RPI 1-25	RPI 26-50	W-L RECORDS	RPI 51-100	RPI 101-150	RPI 150+				
6- 9	0- 2	0- 3	OVERALL	1- 2	0- 2	5- 0				
5- 2	0- 0	0- 2	HOME	1- 0	0- 0	4- 0				
1- 5	0- 1	0- 1	AWAY	0- 1	0- 2	1- 0				
0- 2	0- 1	0- 0	NEUTRAL	0- 1	0- 0	0- 0				
4- 6	0- 2	0- 1	NON-CONFERENCE	0- 2	0- 1	4- 0				
3- 1	0- 0	0- 1	HOME	0- 0	0- 0	3- 0				
1- 3	0- 1	0- 0	AWAY	0- 1	0- 1	1- 0				
0- 2	0- 1	0- 0	NEUTRAL	0- 1	0- 0	0- 0				
2- 3	0- 0	0- 2	CONFERENCE	1- 0	0- 1	1- 0				
2- 1	0- 0	0- 1	HOME	1- 0	0- 0	1- 0				
0- 2	0- 0	0- 1	AWAY	0- 0	0- 1	0- 0				
0- 0	0- 0	0- 0	NEUTRAL	0- 0	0- 0	0- 0				

RPI 1-25				RPI 26-50				RPI 51-100				RPI 101+ Team's RPI: 130			
RPI	S	Opponent	Score	RPI	S	Opponent	Score	RPI	S	Opponent	Score	RPI	S	Opponent	Score
7	N	South Carolina	44 67	26	H	Minnesota	60 72	54	H	Michigan	63 53	111	A	Indiana	52 69
9	A	Green Bay	43 53	35	A	Northwestern	46 68	61	A	Miami (FL)	54 66	144	A	Drake	77 89
				46	H	Vanderbilt	58 67	86	N	East Carolina	43 61	188	A	Florida	51 48
												226	H	Oral Roberts	70 52
												242	H	Penn St.	65 46
												271	H	Marquette	89 64
												310	H	Illinois St.	71 60
LAST 12 Division I GAMES:															
226	H	Oral Roberts	70 52	111	A	Indiana	52 69								
9	A	Green Bay	43 53	242	H	Penn St.	65 46								
188	A	Florida	51 48	26	H	Minnesota	60 72								
271	H	Marquette	89 64	35	A	Northwestern	46 68								
61	A	Miami (FL)	54 66	54	H	Michigan	63 53								
86	N	East Carolina	43 61	7	N	South Carolina	44 67								

Non-Div I Games:

Wisconsin

■ Loss, 
■ Non-Conf, 
■ S Site, 
■ H Home 
■ A Away 
N Neutral

## Wofford

Through Games Of Jan. 11, 2015

Average RPI Win: <b>343</b>	WON-LOST	WINNING	LAST 10	STRENGTH OF	OPP. STRENGTH	TEAM	ADJ.	CONF.	ADJ CONF.
Average RPI Loss: <b>199</b>	RECORD	PCT. RANK	GAMES	SCHEDULE	OF SCHEDULE	RPI	RPI	RPI	RPI
DIV. I ONLY	3- 11	297	2- 7	295	345	327	327	19	19
DIV. I NON-CONF.	3- 10	287	2- 8	326	347	335	335	20	20
TOTALS	RPI 1-25	RPI 26-50	W-L RECORDS	RPI 51-100	RPI 101-150	RPI 150+			
3- 11	0- 0	0- 1	OVERALL	0- 1	0- 1	3- 8			
1- 5	0- 0	0- 1	HOME	0- 0	0- 0	1- 4			
2- 5	0- 0	0- 0	AWAY	0- 1	0- 1	2- 3			
0- 1	0- 0	0- 0	NEUTRAL	0- 0	0- 0	0- 1			
3- 10	0- 0	0- 0	NON-CONFERENCE	0- 1	0- 1	3- 8			
1- 4	0- 0	0- 0	HOME	0- 0	0- 0	1- 4			
2- 5	0- 0	0- 0	AWAY	0- 1	0- 1	2- 3			
0- 1	0- 0	0- 0	NEUTRAL	0- 0	0- 0	0- 1			
0- 1	0- 0	0- 1	CONFERENCE	0- 0	0- 0	0- 0			
0- 1	0- 0	0- 1	HOME	0- 0	0- 0	0- 0			
0- 0	0- 0	0- 0	AWAY	0- 0	0- 0	0- 0			
0- 0	0- 0	0- 0	NEUTRAL	0- 0	0- 0	0- 0			

RPI 1-25			RPI 26-50			RPI 51-100			RPI 101+			Team's RPI: 327
RPI	S	Opponent	Score	RPI	S	Opponent	Score	RPI	S	Opponent	Score	
				41	H	Chattanooga	43 <b>70</b>	85	A	Ohio	37 <b>84</b>	
								120	A	Xavier	51 <b>75</b>	
								168	A	Jacksonville St.	55 <b>70</b>	
								193	A	North Florida	60 <b>68</b>	
								214	H	William & Mary	51 <b>71</b>	
								217	H	NJIT	50 <b>76</b>	
								235	A	Radford	59 <b>60</b>	
								301	H	South Carolina St.	53 <b>59</b>	
								304	H	Gardner-Webb	60 <b>65</b>	
								314	N	FIU	75 <b>83</b>	
								338	A	N.C. Central	69 55	
								342	A	UNC Asheville	70 52	
								349	H	Charleston So.	55 48	
LAST 12 Division I GAMES:												
214	H	William & Mary	51 <b>71</b>	41	H	Chattanooga	43 <b>70</b>					
235	A	Radford	59 <b>60</b>	338	A	N.C. Central	69 55					
342	A	UNC Asheville	70 52	217	H	NJIT	50 <b>76</b>					
301	H	South Carolina St.	53 <b>59</b>	314	N	FIU	75 <b>83</b>					
304	H	Gardner-Webb	60 <b>65</b>	193	A	North Florida	60 <b>68</b>					
168	A	Jacksonville St.	55 <b>70</b>	349	H	Charleston So.	55 48					

Non-Div I Games: Montreat 87 36

Wofford

■ Loss, 
 ■ Non-Conf, 
 S Site, 
 ■ Home 
 ■ Away 
 N Neutral



Average RPI Win:	269	WON-LOST	WINNING	LAST 10	STRENGTH OF	OPP. STRENGTH	TEAM	ADJ.	CONF.	ADJ CONF.
Average RPI Loss:	43	RECORD	PCT. RANK	GAMES	SCHEDULE	OF SCHEDULE	RPI	RPI	RPI	RPI
DIV. I ONLY	10- 4	64	6- 2	321	106	162	162	12	12	
DIV. I NON-CONF.	9- 3	60	5- 3	334	134	150	150	12	12	
TOTALS	RPI 1-25	RPI 26-50	W-L RECORDS	RPI 51-100	RPI 101-150	RPI 150+				
10- 4	0- 2	0- 1	OVERALL	0- 0	1- 1	9- 0				
5- 2	0- 2	0- 0	HOME	0- 0	1- 0	4- 0				
3- 2	0- 0	0- 1	AWAY	0- 0	0- 1	3- 0				
2- 0	0- 0	0- 0	NEUTRAL	0- 0	0- 0	2- 0				
9- 3	0- 1	0- 1	NON-CONFERENCE	0- 0	1- 1	8- 0				
4- 1	0- 1	0- 0	HOME	0- 0	1- 0	3- 0				
3- 2	0- 0	0- 1	AWAY	0- 0	0- 1	3- 0				
2- 0	0- 0	0- 0	NEUTRAL	0- 0	0- 0	2- 0				
1- 1	0- 1	0- 0	CONFERENCE	0- 0	0- 0	1- 0				
1- 1	0- 1	0- 0	HOME	0- 0	0- 0	1- 0				
0- 0	0- 0	0- 0	AWAY	0- 0	0- 0	0- 0				
0- 0	0- 0	0- 0	NEUTRAL	0- 0	0- 0	0- 0				

RPI 1-25				RPI 26-50				RPI 51-100				RPI 101+ Team's RPI: 162			
RPI	S	Opponent	Score	RPI	S	Opponent	Score	RPI	S	Opponent	Score	RPI	S	Opponent	Score
9	H	Green Bay	59 68	40	A	Purdue	46 70					105	A	Butler	49 57
18	H	Dayton	76 79									137	H	Southern Ill.	70 50
												210	A	Northern Ky.	72 60
												220	A	Austin Peay	85 73
												262	N	UC Irvine	80 42
												284	H	Detroit	76 57
												297	A	Lipscomb	79 66
												302	H	Lamar	82 61
												311	H	Murray St.	75 68
												329	N	Denver	72 63
												334	H	Chicago St.	81 40
LAST 12 Division I GAMES:															
262	N	UC Irvine	80 42	284	H	Detroit	76 57	9	H	Green Bay	59 68				
329	N	Denver	72 63	210	A	Northern Ky.	72 60	334	H	Chicago St.	81 40				
302	H	Lamar	82 61	40	A	Purdue	46 70	311	H	Murray St.	75 68				
105	A	Butler	49 57												
18	H	Dayton	76 79												
137	H	Southern Ill.	70 50												

Non-Div I Games: Otterbein 104 51 Central St. (OH) 118 70

Wright St.

Loss, Non-Conf, S Site, H Home A Away N Neutral

## Wyoming

Through Games Of Jan. 11, 2015

Average RPI Win:	236	WON-LOST	WINNING	LAST 10	STRENGTH OF	OPP. STRENGTH	TEAM	ADJ.	CONF.	ADJ CONF.
Average RPI Loss:	124	RECORD	PCT. RANK	GAMES	SCHEDULE	OF SCHEDULE	RPI	RPI	RPI	RPI
DIV. I ONLY	5- 7	206	4- 5	169	190	195	195	20	20	
DIV. I NON-CONF.	3- 5	215	2- 5	213	105	238	238	19	19	
TOTALS	RPI 1-25	RPI 26-50	W-L RECORDS	RPI 51-100	RPI 101-150	RPI 150+				
5- 7	0- 0	0- 2	OVERALL	0- 1	1- 2	4- 2				
2- 3	0- 0	0- 1	HOME	0- 0	0- 2	2- 0				
2- 3	0- 0	0- 0	AWAY	0- 1	1- 0	1- 2				
1- 1	0- 0	0- 1	NEUTRAL	0- 0	0- 0	1- 0				
3- 5	0- 0	0- 2	NON-CONFERENCE	0- 1	0- 1	3- 1				
1- 2	0- 0	0- 1	HOME	0- 0	0- 1	1- 0				
1- 2	0- 0	0- 0	AWAY	0- 1	0- 0	1- 1				
1- 1	0- 0	0- 1	NEUTRAL	0- 0	0- 0	1- 0				
2- 2	0- 0	0- 0	CONFERENCE	0- 0	1- 1	1- 1				
1- 1	0- 0	0- 0	HOME	0- 0	0- 1	1- 0				
1- 1	0- 0	0- 0	AWAY	0- 0	1- 0	0- 1				
0- 0	0- 0	0- 0	NEUTRAL	0- 0	0- 0	0- 0				

RPI S	Opponent	Score	RPI S	Opponent	Score	RPI S	Opponent	Score	RPI S	Opponent	Score	Team's RPI: 195
43	H Gonzaga	56 70	43	H Gonzaga	56 70	98	A Colorado	71 76	115	H Colorado St.	55 58	
50	N Iowa St.	63 84							124	A Boise St.	64 59	
									126	H Idaho	66 77	
									161	A Montana	60 54	
									189	A Montana St.	52 79	
									248	A UNLV	55 58	
									251	H San Jose St.	96 60	
									313	N Howard	67 53	
									329	H Denver	82 41	
LAST 12 Division I GAMES:												
43	H Gonzaga	56 70	124	A Boise St.	64 59							
189	A Montana St.	52 79	115	H Colorado St.	55 58							
161	A Montana	60 54	251	H San Jose St.	96 60							
313	N Howard	67 53	248	A UNLV	55 58							
50	N Iowa St.	63 84	98	A Colorado	71 76							
126	H Idaho	66 77	329	H Denver	82 41							

Non-Div I Games: Western St. 104 29 South Dakota Mines 77 41

Wyoming

Loss, Non-Conf, S Site, H Home A Away N Neutral

Average RPI Win:	251	WON-LOST	WINNING	LAST 10	STRENGTH OF	OPP. STRENGTH	TEAM	ADJ.	CONF.	ADJ CONF.
Average RPI Loss:	67	RECORD	PCT. RANK	GAMES	SCHEDULE	OF SCHEDULE	RPI	RPI	RPI	RPI
DIV. I ONLY	11- 6	94	6- 4	230	147	120	120	9	9	
DIV. I NON-CONF.	8- 3	71	4- 2	311	232	155	155	8	8	
TOTALS	RPI 1-25	RPI 26-50	W-L RECORDS	RPI 51-100	RPI 101-150	RPI 150+				
11- 6	0- 0	0- 3	OVERALL	1- 2	0- 1	10- 0				
8- 1	0- 0	0- 0	HOME	1- 1	0- 0	7- 0				
3- 5	0- 0	0- 3	AWAY	0- 1	0- 1	3- 0				
0- 0	0- 0	0- 0	NEUTRAL	0- 0	0- 0	0- 0				
8- 3	0- 0	0- 1	NON-CONFERENCE	0- 2	0- 0	8- 0				
6- 1	0- 0	0- 0	HOME	0- 1	0- 0	6- 0				
2- 2	0- 0	0- 1	AWAY	0- 1	0- 0	2- 0				
0- 0	0- 0	0- 0	NEUTRAL	0- 0	0- 0	0- 0				
3- 3	0- 0	0- 2	CONFERENCE	1- 0	0- 1	2- 0				
2- 0	0- 0	0- 0	HOME	1- 0	0- 0	1- 0				
1- 3	0- 0	0- 2	AWAY	0- 0	0- 1	1- 0				
0- 0	0- 0	0- 0	NEUTRAL	0- 0	0- 0	0- 0				

RPI 1-25				RPI 26-50				RPI 51-100				RPI 101+ Team's RPI: 120			
RPI	S	Opponent	Score	RPI	S	Opponent	Score	RPI	S	Opponent	Score	RPI	S	Opponent	Score
				33	A	Middle Tenn.	68 90	88	H	Virginia	62 71	102	A	DePaul	61 84
				36	A	Seton Hall	54 78	95	A	Kennesaw St.	60 61	216	H	Providence	71 59
				49	A	St. John's (NY)	42 65	97	H	Creighton	66 65	219	H	Monmouth	61 45
												223	H	Presbyterian	45 43
												255	H	Robert Morris	70 65
												271	A	Marquette	74 71
												278	A	Cincinnati	72 71
												286	A	Binghamton	89 71
												288	H	Ark.-Pine Bluff	89 52
												297	H	Lipscomb	62 38
												327	H	Wofford	75 51
LAST 12 Division I GAMES:															
				95	A	Kennesaw St.	60 61	102	A	DePaul	61 84				
				297	H	Lipscomb	62 38	36	A	Seton Hall	54 78				
				278	A	Cincinnati	72 71	216	H	Providence	71 59				
				219	H	Monmouth	61 45	97	H	Creighton	66 65				
				33	A	Middle Tenn.	68 90	271	A	Marquette	74 71				
				49	A	St. John's (NY)	42 65	255	H	Robert Morris	70 65				

Non-Div I Games:

Xavier

Average RPI Win:	236	WON-LOST	WINNING	LAST 10	STRENGTH OF	OPP. STRENGTH	TEAM	ADJ.	CONF.	ADJ CONF.
Average RPI Loss:	92	RECORD	PCT. RANK	GAMES	SCHEDULE	OF SCHEDULE	RPI	RPI	RPI	RPI
DIV. I ONLY	5- 7	206	4- 5	70	143	143	143	10	10	
DIV. I NON-CONF.	5- 7	202	5- 6	80	148	143	143	11	11	
TOTALS	RPI 1-25	RPI 26-50	W-L RECORDS	RPI 51-100	RPI 101-150	RPI 150+				
5- 7	0- 2	0- 2	OVERALL	0- 0	1- 1	4- 2				
4- 1	0- 0	0- 1	HOME	0- 0	1- 0	3- 0				
1- 5	0- 2	0- 1	AWAY	0- 0	0- 0	1- 2				
0- 1	0- 0	0- 0	NEUTRAL	0- 0	0- 1	0- 0				
5- 7	0- 2	0- 2	NON-CONFERENCE	0- 0	1- 1	4- 2				
4- 1	0- 0	0- 1	HOME	0- 0	1- 0	3- 0				
1- 5	0- 2	0- 1	AWAY	0- 0	0- 0	1- 2				
0- 1	0- 0	0- 0	NEUTRAL	0- 0	0- 1	0- 0				
0- 0	0- 0	0- 0	CONFERENCE	0- 0	0- 0	0- 0				
0- 0	0- 0	0- 0	HOME	0- 0	0- 0	0- 0				
0- 0	0- 0	0- 0	AWAY	0- 0	0- 0	0- 0				
0- 0	0- 0	0- 0	NEUTRAL	0- 0	0- 0	0- 0				

RPI	S	Opponent	Score	RPI	S	Opponent	Score	RPI	S	Opponent	Score	RPI	S	Opponent	Score	Team's RPI: 143
5	A	Arizona St.	51 69	44	A	Oklahoma	54 71					122	H	Maine	57 55	
23	A	Washington	51 81	49	H	St. John's (NY)	50 61					124	N	Boise St.	53 59	
												157	A	Bucknell	66 73	
												219	H	Monmouth	62 58	
												240	H	Holy Cross	83 70	
												245	A	UMass Lowell	72 80	
												295	A	Wagner	90 65	
												303	H	Boston U.	66 59	
LAST 12 Division I GAMES:																
245	A	UMass Lowell	72 80	122	H	Maine	57 55									
303	H	Boston U.	66 59	44	A	Oklahoma	54 71									
219	H	Monmouth	62 58	5	A	Arizona St.	51 69									
124	N	Boise St.	53 59	157	A	Bucknell	66 73									
23	A	Washington	51 81	295	A	Wagner	90 65									
240	H	Holy Cross	83 70	49	H	St. John's (NY)	50 61									

Non-Div I Games: Alas. Anchorage 63 72

Yale

Average RPI Win:	205	WON-LOST	WINNING	LAST 10	STRENGTH OF	OPP. STRENGTH	TEAM	ADJ.	CONF.	ADJ CONF.
Average RPI Loss:	62	RECORD	PCT. RANK	GAMES	SCHEDULE	OF SCHEDULE	RPI	RPI	RPI	RPI
DIV. I ONLY	10- 3	45	5- 3	89	192	39	39	12	12	
DIV. I NON-CONF.	9- 2	36	6- 2	159	236	48	48	12	12	
TOTALS	RPI 1-25	RPI 26-50	W-L RECORDS	RPI 51-100	RPI 101-150	RPI 150+				
10- 3	0- 1	0- 1	OVERALL	1- 0	0- 1	9- 0				
3- 0	0- 0	0- 0	HOME	1- 0	0- 0	2- 0				
6- 3	0- 1	0- 1	AWAY	0- 0	0- 1	6- 0				
1- 0	0- 0	0- 0	NEUTRAL	0- 0	0- 0	1- 0				
9- 2	0- 0	0- 1	NON-CONFERENCE	1- 0	0- 1	8- 0				
3- 0	0- 0	0- 0	HOME	1- 0	0- 0	2- 0				
5- 2	0- 0	0- 1	AWAY	0- 0	0- 1	5- 0				
1- 0	0- 0	0- 0	NEUTRAL	0- 0	0- 0	1- 0				
1- 1	0- 1	0- 0	CONFERENCE	0- 0	0- 0	1- 0				
0- 0	0- 0	0- 0	HOME	0- 0	0- 0	0- 0				
1- 1	0- 1	0- 0	AWAY	0- 0	0- 0	1- 0				
0- 0	0- 0	0- 0	NEUTRAL	0- 0	0- 0	0- 0				

RPI S	Opponent	Score	RPI S	Opponent	Score	RPI S	Opponent	Score	RPI S	Opponent	Score
9	A Green Bay	43 66	48	A Pittsburgh	52 78	66	H Akron	75 62	128	A Cornell	63 75
									154	A Ill.-Chicago	69 66
									157	H Bucknell	69 54
									173	H Niagara	83 61
									225	A Tennessee St.	73 66
									235	A Radford	70 44
									246	A Canisius	80 48
									249	N Nicholls St.	51 50
									255	A Robert Morris	73 65
									285	A Kent St.	68 49
LAST 12 Division I GAMES:											
255	A Robert Morris	73 65	9	A Green Bay	43 66	154	A Ill.-Chicago	69 66	128	A Cornell	63 75
246	A Canisius	80 48	66	H Akron	75 62	48	A Pittsburgh	52 78	285	A Kent St.	68 49
225	A Tennessee St.	73 66									
249	N Nicholls St.	51 50									
157	H Bucknell	69 54									
235	A Radford	70 44									

Non-Div I Games: Oberlin 92 43 Ohio Valley 84 33

Youngstown St.

Loss, Non-Conf, S Site, H Home A Away N Neutral